



MEMPHIS GRIZZLIES

MEDIA GUIDE

2023/24 SEASON



STREAM THE GRIZZLIES



Bally
SPORTS+



@BALLYSPORTSSO



@GRIZZONBALLY

BALLYSPORTS.COM

TABLE OF CONTENTS



TABLE OF CONTENTS 1

PLAYERS..... 3

Steven Adams.....	4
Santi Aldama.....	8
Desmond Bane.....	10
Brandon Clarke.....	13
Jacob Gilyard.....	16
GG Jackson II.....	18
Jaren Jackson Jr.....	19
Luke Kennard.....	23
John Konchar.....	26
Jake LaRavia.....	29
Kenneth Lofton Jr.....	31
Ja Morant.....	33
David Roddy.....	38
Derrick Rose.....	40
Marcus Smart.....	45
Xavier Tillman Sr.....	49
Vince Williams Jr.....	51
Ziaire Williams.....	53
Roster.....	55
How the Grizzlies Were Built.....	57

EXECUTIVE..... 59

Robert Pera.....	60
Managing Director Joe Abadi.....	60

BASKETBALL OPERATIONS..... 61

Zachary Z. Kleiman.....	62
Tayshaun Prince, Rich Cho.....	63
Chris Makris, Chantal Hassard.....	64
Elliot Perry, Glen Grunwald.....	65
Taylor Jenkins.....	66
Anthony Carter, Blake Ahearn.....	67
Brad Jones, James "Scoonie" Penn.....	68
Patrick St. Andrews, Sonia Raman.....	69
Vitaly Potapenko, Jason March.....	70
Medical and Training Staff.....	71
Basketball Operations Staff.....	73
Memphis Hustle.....	74

BUSINESS OPERATIONS..... 75

Jason Wexler, Sal Romanello.....	76
Arnetria Bowman, Lauren Carnell, Dwight Johnson.....	77
Joy Norton, Dennis O' Connor.....	78
Abuseri Ohwofasa, John Pugliese.....	79
Kandace Stewart, Garth Webster.....	80
Grizz, Grizz Girls.....	81
Grizz Gaming, Grizzlies Youth Basketball.....	82

MEDIA..... 83

Communications Staff.....	84
Broadcasters, Grind City Media.....	86
Grizzlies.com.....	91
Media Directory.....	92
Don Poier Media Center.....	93

COMMUNITY..... 95

Community Engagement.....	96
Grizzlies Foundation.....	97

Special Thanks to Chris Thorn, the Elias Sports Bureau and basketball-reference.com

All NBA and team insignia depicted in this publication are the property of NBA Properties, Inc. and the respective teams of the NBA and may not be reproduced for commercial purposes without the prior written consent of NBA Properties, Inc.

The information contained in this publication was compiled by the Memphis Grizzlies and is provided as a courtesy to our fans and the press and may be used only for personal or editorial purposes. Any commercial use of this information is prohibited without the prior written consent of the Memphis Grizzlies.

HISTORY..... 99

Team History Statistics.....	100
Individual History Statistics.....	117
All-Time Roster.....	128

PLAYOFFS..... 175

Playoff Statistics.....	176
-------------------------	-----

SEASON REVIEW..... 203

2022-23 Review.....	204
Previous Seasons.....	206

OPPONENTS..... 261

Opponent Directories.....	262
Scoring Leaders.....	320

NBA..... 321

Key Dates and Standings.....	322
2023 Playoffs and 2022-23 Statistical Leaders.....	323
2022-23 NBA Statistics.....	324
Attendance and 2023 NBA Draft.....	325
NBA Offices.....	326
NBA G League Offices.....	327
2022-23 NBA G League Standings and Statistics.....	328
All-Time NBA Award Winners.....	331

FEDEXFORUM..... 337

FedExForum Information.....	338
-----------------------------	-----

AT A GLANCE..... 341

MEDIA GUIDE CREDITS

MANAGING EDITOR.....	Ross Wooden
----------------------	-------------

ASSOCIATE EDITORS.....

Ehret, Shantonie Derrick, Kaki Glibier, Brandon Abraham, Tianna Williams

DESIGN AND PRODUCTION.....

Matt Dunlap, Daniel Fletcher, Courtney Pennington, Kendra Petersen-Kamp, William Stone, David Thompson

PHOTOGRAPHY..... Joe Murphy, NBAE, Getty Images,

NBA Photos

PRINTING..... EM Printing

INFO

PLAYERS

EXECUTIVE

BASKETBALL
OPS

BUSINESS
OPS

MEDIA

COMMUNITY

HISTORY

PLAYOFFS

REVIEW

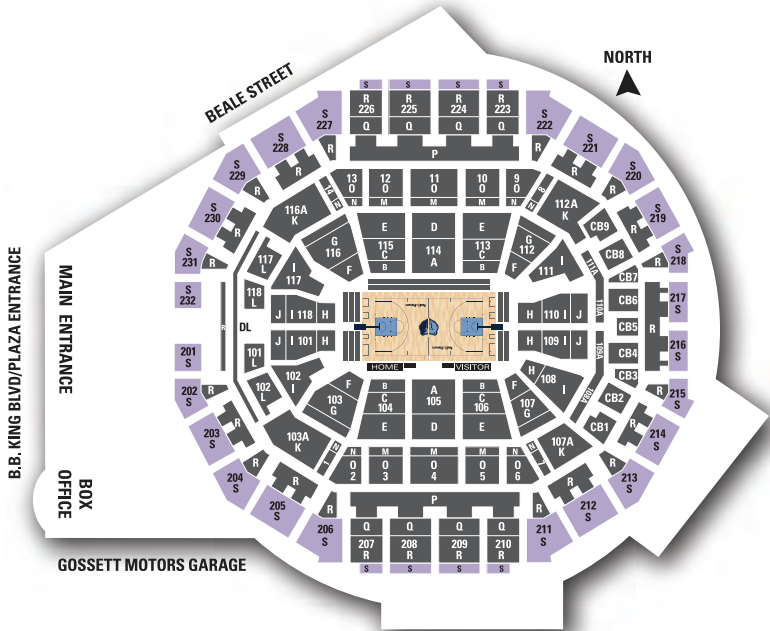
OPPONENTS

NBA

FEDEXFORUM

AT A GLANCE

2023/24 MEMPHIS GRIZZLIES MVP SEASON TICKETS



PLAZA LEVEL

SOLD OUT
SOLD OUT
SOLD OUT
SOLD OUT
SOLD OUT
SOLD OUT
SOLD OUT
SOLD OUT
SOLD OUT
SOLD OUT
SOLD OUT

SEASON TICKET TOTAL PRICE

\$9,847
\$8,772
\$7,310
\$6,665
\$5,418
\$5,461
\$4,601
\$3,999
\$3,612
\$2,881
\$2,279
\$2,064

PINNACLE LEVEL

SOLD OUT
SOLD OUT
SOLD OUT

\$3,741
\$3,526
\$3,010

BIG RIVER STEEL TERRACE

SOLD OUT
SOLD OUT
SOLD OUT

\$1,806
\$1,161
\$903
\$645

S BRS Terrace IV

MVP Savings – Save major bucks on individual game tickets all season long.

MVP Priority – Choose the best seats ahead of all non-MVPs.

My MVP Online – Get account info, manage preferences, and use or forward tickets to friends from your mobile phone at grizzlies.com/MyMVP.

MVP Service – Enjoy a personal service Account Executive for all of your Grizz needs.

MVP Access – Get the inside dig at exclusive team events like pre-game Chalk Talks and our annual MVP Thank You Party.

MVP Videoboard Welcome – Celebrate your birthday, anniversaries and more with a FedExForum videoboard message.

MVP E-News – Receive the latest NBA and Grizzlies news, announcements and updates, customized and e-mailed directly to you.

MVP Suites & Group Nights – Special group offers for all MVPs.

Convenient Payment Plans – Pay up front or take advantage of convenient payment options.

Playoff Priority – Reserve and purchase Playoff tickets before the public.

Upgrade Priority – Enjoy the option to upgrade your seat location every year before tickets go on sale to the public.

Priority Purchasing – Purchase additional Grizzlies and select FedExForum event tickets, before they go on sale to the public.





4 STEVEN ADAMS

HEIGHT 6'11"

WEIGHT 265

POSITION CENTER

PRIOR TO NBA PITTSBURGH

NBA SEASONS 10

NBA Regular Season Statistics

Season	TM	G	GS	MP	FG	FGA	FG%	3P	3PA	3P%	FT	FTA	FT%	ORB	DRB	TRB	AST	STL	BLK	TOV	PF	PTS	RPG	APG	PPG
2013-14	OKC	81	20	1197	93	185	.503	0	0	-	79	136	.581	142	190	332	43	40	57	71	203	265	4.1	0.5	3.3
2014-15	OKC	70	67	1771	217	399	.544	0	2	.000	103	205	.502	199	324	523	66	38	86	99	222	537	7.5	0.9	7.7
2015-16	OKC	80	80	2014	261	426	.613	0	0	-	114	196	.582	219	314	533	62	42	89	84	223	636	6.7	0.8	8.0
2016-17	OKC	80	80	2389	374	655	.571	0	1	.000	157	257	.611	281	332	613	86	89	78	146	195	905	7.7	1.1	11.3
2017-18	OKC	76	76	2487	448	712	.629	0	2	.000	160	286	.559	384	301	685	88	92	78	128	215	1056	9.0	1.2	13.9
2018-19	OKC	80	80	2669	481	809	.595	0	2	.000	146	292	.500	391	369	760	124	117	76	135	204	1108	9.5	1.6	13.9
2019-20	OKC	63	63	1680	283	478	.592	1	3	.333	117	201	.582	207	376	583	146	51	67	94	122	684	9.3	2.3	10.9
2020-21	NOP	58	58	1605	189	308	.614	0	3	.000	60	135	.444	213	301	514	111	54	38	78	113	438	8.9	1.9	7.6
2021-22	MEM	76	75	1999	210	384	.547	0	1	.000	108	199	.543	349	411	760	256	65	60	115	153	528	10.0	3.4	6.9
2022-23	MEM	42	42	1133	157	263	.597	0	1	.000	47	129	.364	214	271	485	97	36	46	79	98	361	11.5	2.3	8.6
CAREER		706	641	18944	2713	4619	.587	1	15	.067	1091	2036	.536	2599	3189	5788	1079	624	675	1029	1748	6518	8.2	1.5	9.2

NBA Playoffs Statistics

Season	TM	G	GS	MP	FG	FGA	FG%	3P	3PA	3P%	FT	FTA	FT%	ORB	DRB	TRB	AST	STL	BLK	TOV	PF	PTS	RPG	APG	PPG
2013-14	OKC	18	0	331	31	45	.689	0	0	-	8	23	.348	22	52	74	4	1	24	10	48	70	4.1	0.2	3.9
2015-16	OKC	18	18	553	68	111	.613	0	1	.000	46	73	.630	62	109	171	13	9	14	17	55	182	9.5	0.7	10.1
2016-17	OKC	5	5	157	18	28	.643	0	0	-	4	11	.364	17	17	34	7	6	9	4	14	40	6.8	1.4	8.0
2017-18	OKC	6	6	200	27	46	.587	0	0	-	9	13	.692	19	26	45	9	4	4	4	15	63	7.5	1.5	10.5
2018-19	OKC	5	5	159	28	42	.667	0	1	.000	3	8	.375	12	24	36	7	5	5	9	13	59	7.2	1.4	11.8
2019-20	OKC	7	7	210	31	52	.596	0	1	.000	9	20	.450	34	47	81	9	4	2	16	10	71	11.6	1.3	10.1
2021-22	MEM	7	5	114	9	21	.429	0	0	-	6	11	.545	15	30	45	15	1	1	4	12	24	6.4	2.1	3.4
CAREER		66	46	1724	212	345	.614	0	3	.000	85	159	.535	181	305	486	64	30	59	64	167	509	7.4	1.0	7.7

PRO CAREER

NBA Regular Season: Ten-year NBA veteran has appeared in 706 regular season games (641 starts) for the Oklahoma City Thunder, New Orleans Pelicans and Memphis Grizzlies... Has averaged 9.2 points, 8.2 rebounds and 1.5 assists in 26.8 minutes while shooting 58.7% from the field and 53.6% from the free throw line... Has officially missed 90 games due to injury and three games while in health and safety protocols... DNP (Coach's Decision) once... Has scored in double figures 313 times, including 40 games with at least 20 points... His longest streak of consecutive games scoring in double figures is 15 (Jan. 6-Feb. 7, 2019), and his longest career streak of consecutive games with at least 20 points is four (Dec. 7-14, 2018)... Has grabbed double-digit rebounds 254 times, including seven games with at least 20 rebounds... His longest streak of consecutive games with double-digit rebounds is six, accomplished three times (last from Nov. 20-Dec. 2, 2022)... Has recorded double-digit assists once... Has posted 154 double-doubles, including one triple-double... Has one career game with at least 20 points and 20 rebounds... His longest streak of consecutive games with a double-double is four, accomplished four times (last from Feb. 11-23, 2020)... Ranks third among active players in offensive rebounds and ranked in the top 10 in the category in seven straight seasons (2015-22), leading the NBA in 2021-22 and finishing second in 2017-18 and 2018-19... Holds the Grizzlies' single-season franchise record for offensive rebounds (349 in 2021-22)... Ranks ninth in NBA history in career field goal percentage and seventh among active players.

NBA Playoffs: Has competed in 66 postseason games (46 starts) for the Oklahoma City Thunder and Memphis Grizzlies and has averaged 7.7 points and 7.4 rebounds in 26.1 minutes while shooting 61.4% from the field and 53.5% from the free throw line... Has scored in double figures 21 times... Has grabbed double-digit rebounds 20 times... Has posted 11 double-doubles... Ranks fourth in NBA playoff history in field goal percentage.

NBA Transactions: Selected by the Oklahoma City Thunder in the first round (12th overall) of the 2013 NBA Draft on June 27, 2013... Signed a multi-year contract with the Oklahoma City Thunder on July 12, 2013... Signed a rookie scale extension with the



Oklahoma City Thunder on Oct. 31, 2016... Traded by the Oklahoma City Thunder to the New Orleans Pelicans on Nov. 23, 2020 as part of a four-team trade that also included the Milwaukee Bucks and Denver Nuggets... Signed a veteran extension with the New Orleans Pelicans on Nov. 24, 2020... Traded by the New Orleans Pelicans with Eric Bledsoe, the draft rights to Ziaire Williams (10th overall in 2021), the draft rights to Jared Butler (40th overall in 2021) and a protected 2022 first round draft pick (via Los Angeles Lakers) to the Memphis Grizzlies; the Memphis Grizzlies traded Jonas Valanciunas, the draft rights to Trey Murphy (17th overall in 2021) and the draft rights to Brandon Boston (51st overall in 2021) to the New Orleans Pelicans and the draft rights to Tyler Harvey (51st overall in 2015) to the Charlotte Hornets; the Charlotte Hornets traded the Devonte' Graham to the New Orleans Pelicans; the New Orleans Pelicans traded Wesley Iwundu and a protected 2022 first round draft pick to the Charlotte Hornets in a three-team trade on Aug. 7, 2021. Signed a multi-year contract extension with the Memphis Grizzlies on Oct. 1, 2022.

Honors: NBA All-Rookie Second Team (2013-14)... NBA Rising Stars (2014, 2015).

2022-23 (Memphis): Started all 42 appearances in his 10th NBA season... Averaged 8.6 points, a career-high 11.5 rebounds, 2.3 assists and 1.10 blocks in 27.0 minutes while shooting 59.7% from the field... Missed 39 games due to injury/illness, including two games (Nov. 7, Dec. 12) with right ankle soreness, one game (Dec. 4) with right hip soreness, one game (Jan. 8) with a non-COVID illness and the final 36 games of the regular season (Jan. 23-April 9) with a right knee PCL sprain sustained on Jan. 22 vs. Phoenix... Led the NBA with a career-high 5.10 offensive rebounds per game before suffering his season-ending injury... Scored in double figures 17 times... Grabbed double-digit rebounds 27 times, including two games with at least 20 rebounds... Posted 15 double-doubles... Pulled down 19 rebounds on Nov. 4 vs. Charlotte, including 16 in the first half (a franchise record before halftime)... Tallied a season-high 16 points and 10 rebounds on Nov. 27 at New York... Recorded nine points, 16 rebounds (10 offensive), a season-high tying six assists, a season-high tying three steals and three blocks on Dec. 2 vs. Philadelphia... Had a season-high five blocks on Dec. 15 vs. Milwaukee... Grabbed 21 rebounds and tied a career high with 16 defensive rebounds on Dec. 31 vs. New Orleans... Pulled down a career-high tying 23 rebounds on Jan. 1 vs. Sacramento, becoming the first player in franchise history to record consecutive games with 20+ rebounds and tying the franchise record for rebounds in a two-game span (44); set a career high with 13 offensive rebounds, which tied the franchise record also held by Zach Randolph and Alex Stepheson... Scored the go-ahead putback with 16.6 seconds remaining on Jan. 18 vs. Cleveland, his first career game-winning basket... **NBA Playoffs:** Missed all six games of the Grizzlies' first round series with the Los Angeles Lakers with a right knee PCL sprain.

2021-22 (Memphis): Appeared in 76 games (75 starts) in his ninth NBA season and first with the Memphis Grizzlies... Averaged 6.9 points, 10.0 rebounds and 3.4 assists in 26.3 minutes while shooting 54.7% from the field... Missed six games... Sidelined three games due to injury or illness, including one game (Jan. 13) with a non-COVID illness, one game (April 1) with left calf soreness and one game (April 10) with left ankle soreness... Missed three games (Jan. 8-11) while in health and safety protocols... Led the NBA in offensive rebounds (franchise-record 349), offensive rebounds per game (4.6) and offensive rebound percentage (17.9) for the first time in his career... Ranked 12th in the NBA in rebounds per game... Set career highs in rebounds per game and assists per game... Scored in double figures 19 times, including one game with at least 20 points... Grabbed double-digit rebounds 39 times, including one game with at least 20 rebounds... Posted 14 double-doubles... Recorded eight points, 14 rebounds, three assists, one steal and one block in 32 minutes in his Grizzlies debut on Oct. 20 vs. Cleveland... Hauled in 16 rebounds on Dec. 6 at Miami... Grabbed 12 of his 14 rebounds on Dec. 20 vs. Oklahoma City in the first quarter, an NBA season high for any quarter... Tallied 13 points, 16 rebounds and a season-high seven assists on Dec. 27 at Phoenix... Corralled 15 rebounds (season-high 10 offensive) on Jan. 29 vs. Washington... Grabbed a season-high 21 rebounds on Feb. 26 vs. Chicago... Surpassed **Zach Randolph** (330 in 2009-10) as the franchise's single-season recordholder for offensive rebounds on March 26 vs. Milwaukee... **NBA Playoffs:** Appeared in seven games (five starts) in helping the Grizzlies advance to the Western Conference Semifinals and averaged 3.4 points, 6.4 rebounds and 2.1 assists in 16.3 minutes... Scored in double figures once... Grabbed double-digit rebounds three times... Posted one double-double... Averaged 1.7 rebounds and 1.3 assists in 10.0 minutes in three games in Memphis' first round series win over the Minnesota Timberwolves... Averaged 6.0 points, 10.0 rebounds and 2.8 assists in 20.8 minutes in four games during the Grizzlies' conference semifinals series with the Golden State Warriors.

2020-21 (New Orleans): Started all 58 of his appearances during his eighth NBA season and first with the New Orleans Pelicans... Averaged 7.6 points, 8.9 rebounds and 1.9 assists in 27.7 minutes while shooting 61.4% from the field... Missed 14 games due to injury, including one game (Feb. 1) with left calf tightness, two games (Feb. 19-21) with a right ankle sprain, one game (April 2) with right ankle soreness and 10 games (April 26, April 29-May 3, May 7-16) with a right first MTP sprain... Ranked seventh in the NBA in total offensive rebounds (213) and 16th in rebounds per game... Scored in double figures 20 times... Grabbed double-digit rebounds 24 times, including one game with at least 20 rebounds... Recorded double-digit assists once... Posted 13 double-doubles, including his first career triple-double with 10 points, 11 rebounds and a career-high 10 assists on Jan. 6 vs. Oklahoma City... Snagged a season-high 20 rebounds (10 offensive) on Jan. 29 vs. Milwaukee... Scored a season-high 15 points on March 4 vs. Miami... Tallied a season-high four blocks on March 27 vs. Dallas.

2019-20 (Oklahoma City): Started all 63 of his games during his seventh NBA season and averaged 10.9 points, 9.3 rebounds, 2.3 assists and 1.06 blocks in 26.7 minutes while shooting 59.2% from the field... Missed three games (Oct. 30-Nov. 2, Nov. 10) with a right knee contusion... Ranked sixth in the NBA in field goal percentage, sixth in total offensive rebounds (207) and 19th in rebounds per game... Scored in double figures 35 times, including six games with at least 20 points... Grabbed double-



STEVEN ADAMS

digit rebounds 30 times... Posted 22 double-doubles... Scored a season-high 24 points to go with 15 rebounds on Jan. 6 at Philadelphia... Pulled down a season-high 18 rebounds the next night on Jan. 7 at Brooklyn... Made his lone career 3-pointer on Feb. 13 at New Orleans... **NBA Playoffs:** Started all seven games in the Thunder's first round series with the Houston Rockets and averaged 10.1 points, 11.6 rebounds and 1.3 assists in 30.0 minutes while shooting 59.6% from the field... Scored in double figures four times and grabbed double-digit rebounds five times... Posted two double-doubles.

2018-19 (Oklahoma City): Started all 80 of his appearances in his sixth NBA season and averaged 13.9 points, 9.5 rebounds, 1.6 assists and 1.46 steals in 33.4 minutes while shooting 59.5% from the field... Missed two games due to injury, including one game (Oct. 28) with left calf tightness and one game (Jan. 29) with a sore ankle... Averaged career highs in points, rebounds, assists, steals, minutes and field goals made (6.0) per game... Held the sixth-highest field goal percentage in the league while ranking second in total offensive rebounds (career-high 391), offensive rebounds per game (4.9) and box outs (9.0)... Placed 16th in rebounds per game... Among centers, ranked second in total steals (117) and third in +/- rating (+389)... Scored in double figures 63 times, including 13 games with at least 20 points... Grabbed double-digit rebounds 35 times, including two games with at least 20 rebounds... Posted 29 double-doubles, including his only career performance with at least 20 points and 20 rebounds... Scored a season-high 26 points on Nov. 17 at Phoenix and Dec. 14 at Denver... Produced a four-game streak with at least 20 points from Dec. 7-14, the longest of his career... Registered 20 points and a career-high 23 rebounds on Dec. 19 at Sacramento, becoming the third time a Thunder player recorded a 20-point, 20-rebound game (**Serge Ibaka, Enes Kanter**)... Logged a season-best five steals on Feb. 22 vs. Utah... Had 22 rebounds on March 3 vs. Memphis... Tallied a season-high five blocks on April 2 vs. LA Lakers... **NBA Playoffs:** Started all five games in the Thunder's first round series with the Portland Trail Blazers and averaged 11.8 points, 7.2 rebounds, 1.4 assists, 1.00 steals and 1.00 blocks in 31.8 minutes while shooting 66.7% from the field... Scored in double figures four times.

2017-18 (Oklahoma City): Started all 76 of his games in his fifth NBA season and averaged 13.9 points, 9.0 rebounds, 1.2 assists, 1.21 steals and 1.03 blocks in 32.7 minutes while shooting a career-high 62.9% from the field... Missed six games due to injury, including three games (Nov. 10-15) with a right calf contusion, two games (Dec. 16-18) while in concussion protocol and one game (March 13) with a left hip contusion... Led the NBA in offensive rebounds per game (5.1) and screen assists (4.8) and ranked fourth in field goal percentage and 13th in rebounds... Scored in double figures 59 times, including 13 games with at least 20 points... Grabbed double-digit rebounds 35 times... Posted 28 double-doubles... Scored a season-high 27 points (11-11 FG, 5-5 FT) on Dec. 1 vs. Minnesota... Scored 22 points and pulled down a season-best 17 rebounds (career-high 12 offensive) on Feb. 13 vs. Cleveland... Recorded a season-high five steals on Oct. 19 vs. New York, Nov. 7 at Sacramento and Feb. 4 vs. LA Lakers... Tallied a season-high five blocks on March 16 vs. LA Clippers... **NBA Playoffs:** Started all six games in the Thunder's first round series against the Utah Jazz and averaged 10.5 points, 7.5 rebounds and 1.5 assists in 33.4 minutes while shooting 58.7% from the field... Scored in double figures twice... Grabbed double-digit rebounds once... Posted one double-double.

2016-17 (Oklahoma City): Started all 80 of his appearances in his fourth NBA season and averaged 11.3 points, 7.7 rebounds, 1.1 assists and 1.11 steals in 29.9 minutes while shooting 57.1% from the field... Missed two games (Jan. 16-18) while in concussion protocol... Ranked seventh in the NBA in field goal percentage... Scored in double figures 48 times, including seven games with at least 20 points... Grabbed double-digit rebounds 26 times... Posted 16 double-doubles... Scored a season-high 24 points on Dec. 9 vs. Houston... Played a career-high 51 minutes on Dec. 15 at Philadelphia... Hauled in a season-high 14 rebounds on Dec. 29 at Memphis... Registered a season-high 10 offensive rebounds on Feb. 3 vs. Memphis... **NBA Playoffs:** Started all five games during the Thunder's first round series with the Houston Rockets and averaged 8.0 points, 6.8 rebounds, 1.4 assists, 1.20 steals and 1.80 blocks in 31.4 minutes while shooting 64.3% from the field... Scored in double figures once.

2015-16 (Oklahoma City): Started all 80 of his games in his third NBA season and averaged 7.9 points, 6.7 rebounds and 1.11 blocks in 25.2 minutes while shooting 61.3% from the field... Missed two games (Jan. 22-24) with a right elbow strain... Had a career-high 89 blocks... Scored in double figures 25 times... Grabbed double-digit rebounds 12 times... Posted six double-doubles... Scored a season-high 17 points on Jan. 10 at Portland and April 12 at San Antonio... Recorded a season-high 15 rebounds on April 11 vs. LA Lakers... Had a season-high five blocks on Nov. 8 vs. Phoenix... **NBA Playoffs:** Started all 18 games in the Thunder's run to the Western Conference Finals and averaged 10.1 points and 9.5 rebounds in 30.7 minutes while shooting 61.3% from the field... Scored in double figures eight times... Grabbed double-digit rebounds 10 times, including a nine-game streak... Posted six double-doubles... Averaged 9.2 points, 7.6 rebounds and 1.0 assists in 27.6 minutes in the Thunder's 4-1 first round series win over the Dallas Mavericks... Recorded 11.0 points and 11.8 rebounds in 35.8 minutes in a 4-2 conference semifinals victory over the San Antonio Spurs... Averaged 10.0 points and 8.9 rebounds in 28.5 minutes in a 4-3 conference finals loss to the Golden State Warriors.

2014-15 (Oklahoma City): Appeared in 70 games (67 starts) in his second NBA season and averaged 7.7 points, 7.5 rebounds and 1.23 blocks in 25.3 minutes while shooting 54.4% from the field... Missed 12 games, including one game (Jan. 25) with a migraine and 11 games (Feb. 9-March 5) with a fourth metacarpal fracture in his right hand... Selected to participate in the BBVA Rising Stars Challenge as part of NBA All-Star Weekend for the second consecutive season... Scored in double figures 22 times...



Grabbed double-digit rebounds 24 times... Posted 10 double-doubles... Blocked a career-high six shots on Nov. 16 vs. Houston... Scored a season-high 16 points on Dec. 12 at Minnesota, Dec. 25 at San Antonio and March 24 vs. LA Lakers... Registered 20 rebounds on Jan. 21 at Washington.

2013-14 (Oklahoma City): Appeared in 81 games (20 starts) as a rookie and averaged 3.3 points and 4.1 rebounds in 14.8 minutes while shooting 50.3% from the field... DNP (Coach's Decision) once... Named to the BBVA Rising Stars Challenge as part of NBA All-Star Weekend... Ranked ninth among rookies in rebounds and blocks per game... Scored in double figures three times... Grabbed double-digit rebounds once... Made his NBA debut on Oct. 30 at Utah... Posted his first career double-double and set season highs with 17 points and 10 rebounds off the bench in his third career game on Nov. 8 at Detroit... Made his first career start on Nov. 13 at LA Clippers... **NBA Playoffs:** Appeared in 18 games as a reserve to help the Thunder advance to the Western Conference Finals... Averaged 3.9 points, 4.1 rebounds and 1.33 blocks in 18.4 minutes during the postseason... DNP (Coach's Decision) once... Scored in double figures once... Grabbed double-digit rebounds once... Posted one double-double... Averaged 1.7 points, 1.0 rebounds and 1.67 blocks in 11.1 minutes in six games during the Thunder's 4-3 first round win over the Memphis Grizzlies... Averaged 5.0 points, 6.2 rebounds and 1.16 blocks in 21.5 minutes in the Thunder's 4-2 conference semifinals win over the Los Angeles Clippers... Averaged 5.0 points, 5.2 rebounds and 1.16 blocks in 22.6 minutes in a 4-2 conference finals loss to the San Antonio Spurs.

COLLEGE CAREER

Played one season at Pittsburgh (2012-13)... Started all 32 games for the Panthers and averaged 7.2 points, 6.3 rebounds and 2.03 blocks in 23.4 minutes while shooting 57.1% from the field... Named to the Big East All-Rookie Team... Ranks first all-time among Pitt freshmen in field goal percentage, second in blocked shots (63) and sixth in rebounds (192)... Led the team in rebounds and blocks per game... Scored in double figures six times... Posted 13 points and 11 rebounds in an NCAA Tournament game on March 21 vs. Wichita State.

PERSONAL

Born July 20, 1993 in Rotorua, New Zealand... First lottery pick and first round pick to come out of New Zealand in NBA Draft history... One of 18 siblings, six of whom played basketball for New Zealand... All of his brothers stand between 6-10 to 6-11 and his sisters between 6-5 and 6-6... Half-sister Dame Valerie is a 2008 and 2016 Olympic champion and four-time world champion in the shot put... Favorite movie is "Nacho Libre" and favorite song is "Bohemian Rhapsody"... Plays guitar.

INTRO

PLAYERS

EXECUTIVE

BASKETBALL OPS

BUSINESS OPS

MEDIA

COMMUNITY

HISTORY

PLAYOFFS

REVIEW

OPPONENTS

NBA

REGULAR SEASON CAREER HIGHS

MIN	51	12/15/2017, OKC AT PHI	FT	8	12/10/2018, OKC VS UTA (3X)	AST	10	1/6/2021, NOP VS OKC
FG	12	12/14/2018, OKC AT DEN (2X)	FTA	12	1/15/2018, OKC VS SAC (3X)	STL	6	3/24/2014, OKC VS DEN
FGA	20	12/14/2018, OKC AT DEN	OREB	13	1/1/2023, MEM VS SAC	TOV	6	11/9/2022, MEM AT SAS (4X)
3P	1	2/13/2020, OKC AT NOP	DREB	16	12/31/2022, MEM VS NOP (2X)	BLK	6	11/16/2014, OKC VS HOU
3PA	1	11/30/2022, MEM AT MIN (15X)	REB	23	1/1/2023, MEM VS SAC (2X)	PTS	27	12/1/2017, OKC VS MIN



7 SANTI ALDAMA

HEIGHT 6'11"

WEIGHT 224

POSITION FORWARD

PRIOR TO NBA LOYOLA (MD)

NBA SEASONS 2

NBA Regular Season Statistics

Season	TM	G	GS	MP	FG	FGA	FG%	3P	3PA	3P%	FT	FTA	FT%	ORB	DRB	TRB	AST	STL	BLK	TOV	PF	PTS	RPG	APG	PPG
2021-22	MEM	32	0	360	53	132	.402	6	48	.125	20	32	.625	33	54	87	21	6	10	16	36	132	2.7	0.7	4.1
2022-23	MEM	77	20	1682	247	525	.470	94	266	.353	108	144	.750	85	286	371	97	45	48	60	143	696	4.8	1.3	9.0
CAREER		109	20	2042	300	657	.457	100	314	.318	128	176	.727	118	340	458	118	51	58	76	179	828	4.2	1.1	7.6

NBA Playoffs Statistics

Season	TM	G	GS	MP	FG	FGA	FG%	3P	3PA	3P%	FT	FTA	FT%	ORB	DRB	TRB	AST	STL	BLK	TOV	PF	PTS	RPG	APG	PPG
2022-23	MEM	6	0	101	15	33	.455	7	15	.467	2	2	1.000	7	19	26	7	3	0	2	5	39	4.3	1.2	6.5
CAREER		6	0	101	15	33	.455	7	15	.467	2	2	1.000	7	19	26	7	3	0	2	5	39	4.3	1.2	6.5

NBA G League Statistics

Season	TM	G	GS	MP	FG	FGA	FG%	3P	3PA	3P%	FT	FTA	FT%	ORB	DRB	TRB	AST	STL	BLK	TOV	PF	PTS	RPG	APG	PPG
2021-22	MHU	16	16	478	137	276	.496	21	77	.273	44	63	.698	59	90	149	37	21	21	39	37	362	9.3	2.3	22.6
CAREER		16	16	478	137	276	.496	21	77	.273	44	63	.698	59	90	149	37	21	21	39	37	362	9.3	2.3	22.6

PRO CAREER

NBA Regular Season: Two-year NBA pro has appeared in 109 games (20 starts) for the Memphis Grizzlies... Has averaged 7.6 points, 4.2 rebounds and 1.1 assists in 18.7 minutes while shooting 45.7% from the field, 31.8% from 3-point range and 72.7% from the free throw line... Has missed 15 games due to injury or illness, 27 games as a DNP (Coach's Decision) and 13 games while on assignment to the NBA G League... Has scored in double figures 34 times, including three game with at least 20 points... Has grabbed double-digit rebounds eight times... Has posted six double-doubles.

NBA Playoffs: Has competed in six postseason games as a reserve for the Memphis Grizzlies... Has averaged 6.5 points, 4.3 rebounds and 1.2 assists in 16.8 minutes while shooting 45.5% from the field and 46.7% from 3-point range... Has scored in double figures once.

NBA G League: Has started all 16 appearances in one season with the Memphis Hustle... Has averaged 22.6 points, 9.3 rebounds, 2.3 assists, 1.31 steals and 1.31 blocks in 29.9 minutes while shooting 49.6% from the field and 69.8% from the free throw line... Has scored in double figures 15 times, including 12 games with at least 20 points and two 30-point performances... Has grabbed double-digit rebounds eight times... Has posted seven double-doubles.

NBA Transactions: Selected by the Utah Jazz with the 30th overall pick in the 2021 NBA Draft on July 29, 2021... Draft rights traded by the Utah Jazz to the Memphis Grizzlies for the draft rights to Jared Butler (40th overall in 2021) and two future second round draft picks on Aug. 7, 2021... Signed a multi-year contract with the Memphis Grizzlies on Aug. 8, 2021.

2022-23 (Memphis): Competed in 77 games (20 starts) in his second NBA season and averaged 9.0 points, 4.8 rebounds and 1.3 assists in 21.8 minutes while shooting 47.0% from the field, 35.3% from 3-point range and 75.0% from the free throw line... Missed five games due to injury/illness, including one game (Nov. 25) with a non-COVID illness, two games (Dec. 31-Jan. 1) with left ankle soreness and the final two games of the regular season (April 7-9) with left elbow soreness... Scored in double figures 31 times, including two games with at least 20 points... Grabbed double-digit rebounds six times... Posted four double-doubles... Started the first 14 games of the season... Recorded 18 points and a career-high 11 rebounds in a career-high 39 minutes in his first career start in the season opener on Oct. 19 vs. New York... Tallied career highs with 10 defensive rebounds and three steals on Nov. 6 vs. Washington... Tied his career high with three steals on Nov. 22 vs. Sacramento... Tied his career high with three



blocks on Dec. 2 vs. Philadelphia... Set a career high with five assists on Dec. 4 at Detroit... Scored 16 points, including a career-high four 3-pointers, on Jan. 18 vs. Cleveland... Scored 21 points and matched his career high with four 3-pointers on Feb. 2 at Cleveland... Set career highs with 22 points and 14 rebounds on March 20 vs. Dallas... **NBA Playoffs:** Appeared in six games during the Grizzlies' first round series with the Los Angeles Lakers and averaged 6.5 points, 4.3 rebounds and 1.2 assists in 16.8 minutes... Scored a playoff career-high 16 points on April 28 at LA Lakers.

2021-22 (Memphis): Appeared in 32 games as a reserve during his rookie season and averaged 4.1 points and 2.7 rebounds in 11.3 minutes... Shot 40.2% from the field and 62.5% from the free throw line... Missed 50 games... Sideline 10 games due to injury or illness, including four games (Dec. 17-23) with right calf soreness, three games (Dec. 26-29) with right ankle soreness, two games (Feb. 8-10) with right foot soreness and one game (April 9) with a non-COVID illness... DNP (Coach's Decision) 27 times... Inactive 13 games (Jan. 31-Feb. 5, March 3-20, March 28) while on assignment to the NBA G League... Scored in double figures three times, including one game with at least 20 points... Grabbed double-digit rebounds twice... Posted two double-doubles... Totaled seven points and two rebounds in six minutes in his NBA debut on Oct. 27 at Portland... Recorded his first career double-double with 18 points and a career-high 10 rebounds and set the single-game franchise record with a +52 plus-minus rating in 28 minutes on Dec. 2 vs. Oklahoma City... Scored 12 points on April 1 vs. Phoenix... Scored a career-high 20 points and tied his career best with 10 rebounds in a career-high 31 minutes on April 10 vs. Boston... **NBA Playoffs:** Missed all 12 playoff games, including one game as a DNP (Coach's Decision) and 11 games with right knee soreness... **NBA G League:** Started all 17 of his appearances with the Memphis Hustle and averaged 22.9 points, 9.3 rebounds, 2.5 assists, 1.47 steals and 1.42 blocks in 30.1 minutes... Shot 50.8% from the field and 68.2% from the free throw line... Scored in double figures 16 times, including 13 games with at least 20 points and two games with at least 30 points... Grabbed double-digit rebounds eight times... Posted seven double-doubles.

COLLEGE CAREER

Played two seasons at Loyola Maryland (2019-21)... Appeared in 27 games (26 starts) for the Greyhounds and averaged 19.0 points, 9.2 rebounds, 2.2 assists and 1.70 blocks in 33.3 minutes... Shot 49.5% from the field, 30.6% from 3-point range and 63.9% from the free throw line... Selected to the 2020-21 All-Patriot League First Team, 2021 Patriot League All-Tournament Team and NABC All-District (13) First Team as a sophomore after averaging 21.2 points, 10.1 rebounds, 2.3 assists, 1.00 steals and 1.71 blocks in 35.0 minutes... Named to the 2019-20 Patriot League All-Rookie Team as a freshman... Posted 30 points and a career-high 22 rebounds in a triple-overtime game on Feb. 13, 2021 vs. Lafayette, tying **Adonal Foyle's** conference record for rebounds in a game... Scored a career-best 33 points with 12 rebounds on March 10, 2021 in a win over Army in the Patriot League Tournament semifinals, helping Loyola advance to its first-ever Patriot League final... Posted 11 double-doubles in his collegiate career.

NATIONAL TEAM

Named MVP of the 2019 FIBA U18 European Championships after leading Spain to the gold medal in Greece... Selected to the event's All-Tournament Team... A member of the Spanish National Age-Group Teams since he was 14, he competed in five games and averaged 11.2 points, 4.0 rebounds and 1.0 blocks in 19.4 minutes during the 2023 FIBA World Cup.

PERSONAL

Born Jan. 10, 2001 in Las Palmas, Spain... Full name is Santiago Aldama Toledo... Son of Maria Isabel Toledo Jiménez and Santiago Aldama Alesón... His father was a professional basketball player in Spain and Portugal and a longtime member of the Spanish National Team who played in the 1992 Olympics in Barcelona... His uncle, Santiago Toledo, also played basketball professionally in Spain, Portugal and Italy.

REGULAR SEASON CAREER HIGHS

MIN	39	10/19/2022, MEM VS NYK	FTM	8	3/20/2023, MEM VS DAL	AST	5	12/4/2022, MEM AT DET
FGM	8	12/5/2022, MEM VS MIA (2X)	FTA	9	3/20/2023, MEM VS DAL	STL	3	11/22/2022, MEM VS SAC (2X)
FGA	16	4/10/2022, MEM VS BOS (2X)	ORB	6	4/10/2022, MEM VS BOS	TOV	4	4/10/2022, MEM VS BOS
3PM	4	2/2/2023, MEM AT CLE (2X)	DRB	10	2/2/2023, MEM AT CLE (3X)	BLK	3	12/2/2022, MEM VS PHI (3X)
3PA	9	2/12/2023, MEM AT BOS	REB	14	3/20/2023, MEM VS DAL	PTS	22	3/20/2023, MEM VS DAL

INTRO

PLAYERS

EXECUTIVE

BASKETBALL OPS

BUSINESS OPS

MEDIA

COMMUNITY

HISTORY

PLAYOFFS

REVIEW

OPPONENTS

NBA



22 DESMOND BANE

HEIGHT 6'6"

WEIGHT 215

POSITION GUARD/FORWARD

PRIOR TO NBA TCU

NBA SEASONS 3

NBA Regular Season Statistics

Season	TM	G	GS	MP	FG	FGA	FG%	3P	3PA	3P%	FT	FTA	FT%	ORB	DRB	TRB	AST	STL	BLK	TOV	PF	PTS	RPG	APG	PPG
2020-21	MEM	68	17	1519	234	499	.469	117	271	.432	40	49	.816	31	179	210	118	41	16	59	125	625	3.1	1.7	9.2
2021-22	MEM	76	76	2266	508	1101	.461	228	523	.436	140	155	.903	46	288	334	208	92	29	111	196	1384	4.4	2.7	18.2
2022-23	MEM	58	58	1841	450	939	.479	166	407	.408	181	205	.883	43	248	291	254	56	22	126	150	1247	5.0	4.4	21.5
CAREER		202	151	5626	1192	2539	.469	511	1201	.425	361	409	.883	120	715	835	580	189	67	296	471	3256	4.1	2.9	16.1

NBA Playoff Statistics

Season	TM	G	GS	MP	FG	FGA	FG%	3P	3PA	3P%	FT	FTA	FT%	ORB	DRB	TRB	AST	STL	BLK	TOV	PF	PTS	RPG	APG	PPG
2020-21	MEM	5	0	99	11	19	.579	6	12	.500	0	0	-	2	15	17	10	4	2	3	6	28	3.4	2.0	5.6
2021-22	MEM	12	12	428	76	159	.478	43	88	.489	30	35	.857	5	40	45	26	11	9	16	23	225	3.8	2.2	18.8
2022-23	MEM	6	6	231	49	116	.422	16	50	.320	27	29	.931	7	29	36	19	3	0	17	19	141	6.0	3.2	23.5
CAREER		23	18	758	136	294	.463	65	150	.433	57	64	.891	14	84	98	55	18	11	36	48	394	4.3	2.4	17.1

PRO CAREER

NBA Regular Season: Three-year NBA veteran has appeared in 202 games (151 starts) for the Memphis Grizzlies... Has averaged 16.1 points, 4.1 rebounds and 2.9 assists in 27.9 minutes while shooting 46.9% from the field, 42.5% from 3-point range and 88.3% from the free throw line... Has officially missed 26 games due to injury, four games due to personal reasons, three games while in health and safety protocols and one game as a DNP (Coach's Decision)... Has scored in double figures 153 times, including 71 games with at least 20 points and 12 games with at least 30 points... His longest streak scoring in double figures is 30 (March 3-Dec. 23, 2022)... His longest streak scoring at least 20 points is eight (March 22-April 5)... His longest streak with multiple 3-pointers made is 30 (March 3-Dec. 23, 2022), which is a franchise record... Ranks fifth among active NBA players and 13th in NBA history in 3-point field goal percentage... Ranked second in the NBA in 3-point percentage in 2021-22... The third qualified player in NBA history to shoot at least 43% from 3-point range in each of his first two seasons (Stephen Curry, Anthony Morrow)... The sixth-fastest player in NBA history to reach 500 3-pointers made... Holds the Grizzlies' single-season franchise records for 3-pointers made (228 in 2021-22) and free throw percentage (.903 in 2021-22)... The Grizzlies' all-time leader in free throw percentage.

NBA Playoffs: Has competed in 23 postseason games (18 starts) for the Memphis Grizzlies... Has averaged 17.1 points, 4.3 rebounds and 2.4 assists in 33.0 minutes while shooting 46.3% from the field, 43.3% from 3-point range and 89.1% from the free throw line... Has scored in double figures 15 times, including nine games with at least 20 points and three games with at least 30 points.

NBA Transactions: Selected by the Boston Celtics with the 30th overall pick in the first round of the 2020 NBA Draft on Nov. 18, 2020... Draft rights acquired by the Memphis Grizzlies from the Boston Celtics as part of a three-team trade also involving the Portland Trail Blazers on Nov. 20, 2020; Memphis traded two future second round picks to Boston and traded cash considerations to Portland; Portland traded Mario Hezonja to Memphis; Boston traded Enes Kanter to Portland... Signed a multi-year contract with the Memphis Grizzlies on Nov. 25, 2020... Signed a multi-year contract extension with the Memphis Grizzlies on July 8, 2023.

Honors: NBA All-Rookie Second Team (2020-21)... NBA Rising Stars (2022).

2022-23 (Memphis): Started all 58 appearances in his third NBA season and averaged career highs with 21.5 points, 5.0 rebounds and 4.4 assists in 31.7 minutes... Shot 47.9% from the field, 40.8% from 3-point range and 88.3% from the free throw line... Missed 24 games due to injury, including one game (Oct. 31) with right ankle soreness, 17 games (Nov. 13-Dec. 20) with a right big toe sprain, two games (Jan. 1, Jan. 5) with return from injury management (right big toe), two games (Jan. 27-29) with right knee soreness, one game (March 29) with right foot soreness and one game (April 9) with left knee soreness... Scored in double figures



56 times, including 34 games with at least 20 points and eight games with at least 30 points... Grabbed double-digit rebounds once... Posted one double-double... Tied his career high with seven assists on Oct. 21 at Houston... Scored a career-high 38 points (14-21 FG, 8-11 3P, 2-3 FT), set a new career best with eight 3-pointers made, and matched his career high with seven assists on Oct. 24 vs. Brooklyn... Scored 31 points on Oct. 27 at Sacramento and 32 points on Oct. 29 at Utah, becoming the fifth player in franchise history to score at least 30 points in three consecutive games... Recorded his first career double-double with 19 points and a career-high 11 rebounds on Jan. 4 at Charlotte... Scored 31 points and shot a career-high 12-of-14 from the free throw line, all in the fourth quarter, on March 28 vs. Orlando, tying **Shareef Abdur-Rahim's** single-quarter franchise record for free throws made and setting the single-quarter club record for free throws attempted... Tied his career high with nine assists on March 31 vs. LA Clippers... Scored 24 points in a career-high 43 minutes on April 5 at New Orleans... **NBA Playoffs:** Started all six games during the Grizzlies' first round series with the Los Angeles Lakers and averaged 23.5 points, 6.0 rebounds and 3.2 assists in 38.5 minutes while shooting 42.2% from the field, 32.0% from 3-point range and 93.1% from the free throw line... Scored in double figures in all six games, including three games with at least 20 points and two games with at least 30 points... Grabbed double-digit rebounds once and posted one double-double... Scored a playoff career-high 36 points on April 24 at LA Lakers.

2021-22 (Memphis): Started all 76 games in his second NBA season and averaged 18.2 points, 4.4 rebounds, 2.7 assists and 1.21 steals in 29.8 minutes while shooting 46.1% from the field, 43.6% from 3-point range and 90.3% from the free throw line... Missed six games... Sideline two games due to injury, including one game (Jan. 6) with left quad soreness and one game (April 1) with left ankle soreness... Inactive three games (Jan. 19-23) while in health and safety protocols... DNP (Coach's Decision) one game (April 10) while listed with left ankle soreness... Ranked second in the NBA in 3-point field goal percentage... Placed sixth in free throw percentage and 10th in 3-pointers made (228), setting single-season franchise records in both categories... Became the third qualified player in NBA history to shoot at least 43% from 3-point range in each of his first two seasons (**Stephen Curry, Anthony Morrow**)... Averaged 20.1 points and shot 47.6% from 3-point range on the road, the third-highest road 3-point percentage in a single season in NBA history (min. 200 3PA)... Led the team in minutes, 3-pointers made and attempted (523), 3-point percentage and free throw percentage and ranked second in points... Participated in the 2022 NBA Rising Stars, Rising Stars Clutch Challenge and 3-Point Shootout as part of NBA All-Star Weekend, winning the Clutch Challenge with teammate **Tyrese Haliburton**... Scored in double figures 67 times, including 35 games with at least 20 points and four games with at least 30 points... Played a career-high 41 minutes on Nov. 8 vs. Minnesota... Totaled 29 points (12-20 FG, 4-6 3P) and nine rebounds on Dec. 4 at Dallas, tying his career high for field goals made and rebounds... Scored 32 points (12-22 FG), tying his career high for field goals made, on Dec. 27 at Phoenix... Recorded a career-high seven assists on Jan. 4 at Cleveland and matched that total on March 20 at Houston... Scored a career-high 34 points (12-21 FG, 5-9 3P, 5-5 FT), matching his career best for field goals made, on Jan. 31 at Philadelphia... Recorded 30 points (9-19 FG, 7-12 3P, 5-5 FT) on Feb. 16 vs. Portland, setting a career high for 3-pointers made... Surpassed **Mike Miller** (202 in 2006-07) as the franchise's single-season recordholder for 3-pointers made on March 23 vs. Brooklyn... Had a career-high five steals on April 5 at Utah... Made multiple 3-pointers in all of his final 17 appearances, a franchise-record streak... **NBA Playoffs:** Started all 12 games in helping the Grizzlies reach the Western Conference Semifinals... Averaged 18.8 points, 3.8 rebounds and 2.2 assists in 35.7 minutes while shooting 47.8% from the field, 48.9% from 3-point range and 85.7% from the free throw line... Scored in double figures nine times, including six games with at least 20 points and one game with at least 30 points... Recorded 23.5 points, 4.2 rebounds and 2.2 assists in 38.0 minutes during Memphis' 4-2 first round series victory over the Minnesota Timberwolves... Averaged 27.0 points over the final four games of the series with Minnesota... Scored 34 points (11-18 FG, 8-12 3P), setting a franchise record for 3-pointers made, on April 23 at Minnesota... Averaged 14.0 points, 3.3 rebounds and 2.2 assists in the Grizzlies' conference semifinals series against the Golden State Warriors.

2020-21 (Memphis): Appeared in 68 games (17 starts) as a rookie and averaged 9.2 points, 3.1 rebounds and 1.7 assists in 22.3 minutes while shooting 46.9% from the field, 43.2% from 3-point range and 81.6% from the free throw line... Led all qualifying rookies and set a rookie franchise record for 3-point field goal percentage, which was the ninth-highest 3-point percentage by a rookie qualified for the league leaderboard in NBA history... Ranked 11th in the NBA in 3-point percentage... Not with team four times (Feb. 12-17) for personal reasons... Scored in double figures 30 times, including two games with at least 20 points... Registered six points and four rebounds in 11 minutes in his NBA debut on Dec. 23 vs. San Antonio... Made multiple 3-pointers in six straight games to start his NBA career, the second-longest streak in NBA history (**Lauri Markkanen**, 10 straight in 2017)... Made at least one 3-pointer in nine games to start his career, the longest streak in franchise history... Scored 15 points and set career highs with seven rebounds, three steals and a +38 plus-minus on Feb. 28 at Houston... Scored 20 points (7-13 FG, 5-8 3P), setting a career best for 3-pointers made, on March 10 vs. Washington... Totaled 16 points and a career-high six assists on April 17 at Milwaukee... Scored a career-high 22 points

INTRO

PLAYERS

EXECUTIVE

BASKETBALL OPS

BUSINESS OPS

MEDIA

COMMUNITY

HISTORY

PLAYOFFS

REVIEW

OPPONENTS

NBA

FEDERATION

AT A GLANCE



DESMOND BANE

on May 3 vs. New York and matched that total the next game on May 5 at Minnesota... **Play-In:** Averaged 8.5 points, 5.0 rebounds and 1.0 assists in 27.0 minutes in two play-in games... against the San Antonio Spurs and Golden State Warriors... **NBA Playoffs:** Came off the bench in all five games during the Grizzlies' first round series with the Utah Jazz and averaged 5.6 points, 3.4 rebounds and 2.0 assists in 19.8 minutes while shooting 57.9% from the field and 50.0% from 3-point range.

COLLEGE CAREER

Played four years (2016-20) at TCU... Appeared in 141 games (114 starts) and averaged 12.6 points, 4.7 rebounds and 2.4 assists in 30.4 minutes while shooting 49.5% from the field, 43.3% from 3-point range and 80.4% from the free throw line... Two-time All-Big 12 selection; named 2019-20 All-Big 12 First Team as a senior and 2018-19 All-Big 12 Second Team as a junior... Top 10 finalist for the 2019-20 Jerry West Shooting Guard of the Year... TCU's all-time leader in wins (84) and games played (141)... Finished his collegiate career ranked third in school history in scoring (1,784), third in field goals made (659), first in 3-pointers made (249) and fifth in 3-point percentage (.433)... Started all 32 games as a senior and averaged 16.6 points (2nd in the Big 12), 6.4 rebounds (10th) and 3.9 assists (7th) in 36.1 minutes (1st) while leading the conference in 3-pointers made (92) and 3-point percentage (.442)... Scored at least 10 points 27 times in 2019-20, including 12 games with at least 20 points and one 30-point performance... Played at least 40 minutes six times.

PERSONAL

Born June 25, 1998 in Richmond, Ind... Majored in youth advocacy and educational studies at TCU... Played at Seton Catholic High School in Indiana, where he guided his team to three sectional championships and was named Most Outstanding Player at the Bob Wettig Tournament after shooting 84% from 3-point range... The all-time leading scorer in Wayne County boys' basketball history, he averaged 24.9 points and scored over 1,900 points during his prep career... Played AAU for Indiana Elite and averaged 30.0 points, 11.5 rebounds, 6.1 assists and 3.2 blocks during his senior season en route to leading the Cardinals to a 23-4 overall record and a regional appearance.

REGULAR SEASON CAREER HIGHS

MIN	43	4/5/2023, MEM AT NOP	FT	12	3/28/2023, MEM VS ORL	AST	9	3/31/2023, MEM VS LAC (2X)
FG	14	10/24/2022, MEM VS BKN	FTA	14	3/28/2023, MEM VS ORL	STL	5	4/5/2022, MEM AT UTA
FGA	23	11/9/2022, MEM AT SAS (3X)	OREB	4	2/15/2023, MEM VS UTA	TOV	7	2/12/2022, MEM AT CHA
3P	7	2/16/2022, MEM VS POR	DREB	11	1/4/2023, MEM AT CHA	BLK	2	2/12/2023, MEM AT BOS (5X)
3PA	13	10/19/2022, MEM VS NYK	REB	11	1/4/2023, MEM AT CHA	PTS	38	10/24/2022, MEM VS BKN



15 BRANDON CLARKE

HEIGHT 6'7 3/4"

WEIGHT 210

POSITION FORWARD

PRIOR TO NBA GONZAGA

NBA SEASONS 4

NBA Regular Season Statistics

Season	TM	G	GS	MP	FG	FGA	FG%	3P	3PA	3P%	FT	FTA	FT%	ORB	DRB	TRB	AST	STL	BLK	TOV	PF	PTS	RPG	APG	PPG
2019-20	MEM	58	4	1300	296	479	.618	23	64	.359	85	112	.759	92	253	345	81	32	48	55	100	700	5.9	1.4	12.1
2020-21	MEM	59	16	1415	256	495	.517	20	77	.260	78	113	.690	97	231	328	95	60	51	33	84	610	5.6	1.6	10.3
2021-22	MEM	64	1	1246	288	447	.644	5	22	.650	85	130	.654	135	207	342	86	39	68	34	122	666	5.3	1.3	10.4
2022-23	MEM	56	8	1090	229	349	.656	1	6	.167	99	137	.723	92	218	310	72	34	37	55	131	558	5.3	1.3	10.0
CAREER		237	29	5051	1069	1770	.604	49	169	.290	347	492	.705	416	909	1325	334	165	204	177	437	2534	5.6	1.4	10.7

NBA Playoffs Statistics

Season	TM	G	GS	MP	FG	FGA	FG%	3P	3PA	3P%	FT	FTA	FT%	ORB	DRB	TRB	AST	STL	BLK	TOV	PF	PTS	RPG	APG	PPG
2020-21	MEM	2	0	9	1	2	.500	0	0	-	0	0	-	0	1	1	0	0	1	0	0	2	0.5	0.0	1.0
2021-22	MEM	12	0	296	56	91	.615	0	1	.000	36	54	.667	37	46	83	24	9	10	12	23	148	6.9	2.0	12.3
CAREER		14	0	305	57	93	.613	0	1	.000	36	54	.667	37	47	84	24	9	11	12	23	150	6.0	1.7	10.7

PRO CAREER

NBA Regular Season: Four-year NBA veteran has appeared in 237 games (29 starts) with the Memphis Grizzlies... Has averaged 10.7 points, 5.6 rebounds and 1.4 assists in 21.3 minutes while shooting 60.4% from the field, 29.0% from 3-point range and 70.5% from the free throw line... Has officially missed 66 games due to injury and five games as a DNP (Coach's Decision)... Has scored in double figures 141 times, including 11 games with at least 20 points... Has grabbed double-digit rebounds 22 times... Has posted 16 double-doubles... Set an NBA rookie record by shooting 61.8% from the field during the 2019-20 season.

NBA Playoffs: Has competed in 14 postseason games as a reserve for the Memphis Grizzlies... Has averaged 10.7 points, 6.0 rebounds and 1.7 assists in 21.8 minutes while shooting 61.3% from the field and 66.7% from the free throw line... DNP (Coach's Decision) four times... Has scored in double figures nine times, including two games with at least 20 points... Has grabbed double-digit rebounds three times... Has posted three double-doubles.

NBA Transactions: Selected by the Oklahoma City Thunder in the first round (21st overall) of the 2019 NBA Draft on June 23, 2019... Draft rights traded by the Oklahoma City Thunder to the Memphis Grizzlies for the draft rights to Darius Bazley (23rd overall in 2019) and a future second round draft pick on July 6, 2019... Signed a multi-year contract with the Memphis Grizzlies on July 7, 2019.

Honors: NBA Summer League MVP and SL Finals MVP (2019)... NBA All-Rookie First Team (2019-20)... NBA Rising Stars (2020).

2022-23 (Memphis): Competed in 56 games (eight starts) in his fourth NBA season and averaged 10.0 points, 5.5 rebounds and 1.3 assists in 19.5 minutes while shooting a career-high 65.6% from the field and 72.3% from the free throw line... Missed 26 games due to injury, including six games (Jan. 1-11) with left hip soreness and the final 20 games of the regular season (March 5-April 9) with a left Achilles tear sustained on March 3 at Denver... Scored in double figures 28 times, including two games with at least 20 points... Grabbed double-digit rebounds seven times... Posted six double-doubles... Recorded 14 points and a season-high 14 rebounds on Dec. 4 at Detroit... Scored a season-high 24 points, shooting a career-high 10-of-10 from the free throw line, with 10 rebounds on Dec. 23 at Phoenix... **NBA Playoffs:** Inactive all six games during the Grizzlies' first round series with the Los Angeles Lakers with a left Achilles tear.

2021-22 (Memphis): Appeared in 64 games (one start) in his third NBA season and averaged 10.4 points, 5.3 rebounds, 1.3 assists and 1.06 blocks in 19.5 minutes while shooting 64.4% from the field and 65.4% from the free throw line... Missed 18 games... Sideline 14 games due to injury, including 11 games (Dec. 4-23) with right knee soreness, one game (Jan. 23) with back soreness and two games (March 24-26) with left hip soreness... DNP (Coach's Decision) three times... Set career highs in



BRANDON CLARKE

games played, blocks per game and field goal percentage... Scored in double figures 38 times, including three games with at least 20 points... Grabbed double-digit rebounds four times... Posted four double-doubles... Registered 18 points and a career-high 15 rebounds on Jan. 8 at LA Clippers... Scored a season-high 22 points on Jan. 28 vs. Utah... Tied his career high with five blocks on March 18 at Atlanta... Scored 20 points (10-10 FG) on April 9 vs. New Orleans... **NBA Playoffs:** Appeared in all 12 postseason games as a reserve in helping the Grizzlies reach the Western Conference Semifinals... Averaged 12.3 points, 6.9 rebounds and 2.0 assists in 24.7 minutes while shooting 61.5% from the field and 66.7% from the free throw line... Scored in double figures nine times, including two games with at least 20 points... Grabbed double-digit rebounds three times... Posted three double-doubles... Averaged 16.5 points, 9.0 rebounds and 2.7 assists in 29.4 minutes while shooting 67.9% from the field in Memphis' 4-2 first round series victory over the Minnesota Timberwolves... Set postseason career highs with 21 points and 15 rebounds on April 26 vs. Minnesota... Averaged 8.2 points, 4.8 rebounds and 1.3 assists in 20.0 minutes while shooting 51.4% from the field in the Grizzlies' conference semifinals series against the Golden State Warriors.

2020-21 (Memphis): Appeared in 59 games (16 starts) and averaged 10.3 points, 5.6 rebounds, 1.6 assists and 1.02 steals in 24.0 minutes while shooting 51.7% from the field and 69.0% from the free throw line in his second NBA season... Missed 13 games... Sidelined 11 games due to injury, including five games (Feb. 6-12) due to right calf soreness, one game (Feb. 20) for return from injury maintenance (right calf), two games (April 6-7) with left calf soreness, two games (April 16-17) with right hip soreness and one game (May 14) with right thigh soreness... DNP (Coach's Decision) twice... Missed one game (March 31) for personal reasons... Scored in double figures 33 times, including two games with at least 20 points... Grabbed double-digit rebounds five times... Posted three double-doubles... Scored a season-high 21 points (9-22 FG, 3-7 3P) on Jan. 8 vs. Brooklyn, setting a new career high for 3-pointers made and tying a career best with five assists... Scored 17 points in a career-high 35 minutes on Jan. 18 vs. Phoenix... Registered 16 points and a career-high 12 rebounds on Feb. 28 at Houston... Set a career high with four steals on March 2 at Washington... Tallied a career-high five blocks on March 24 at Oklahoma City... **Play-In:** DNP (Coach's Decision) twice... **NBA Playoffs:** Appeared in two games as a reserve in the Grizzlies' first round series with the Utah Jazz, totaling two points, one rebound and one block in nine minutes.

2019-20 (Memphis): Appeared in 58 games (four starts) and averaged 12.1 points, 5.9 rebounds and 1.4 assists in 22.4 minutes while shooting 61.8% from the field, 35.9% from 3-point range and 75.9% from the free throw line... Named to the NBA All-Rookie First Team alongside **Ja Morant**... Finished fourth in NBA Rookie of the Year voting... Ranked fourth in the NBA in field goal percentage and fifth in effective field goal percentage (.642)... Set the NBA rookie record for field goal percentage (among qualifiers), effective field goal percentage and true shooting percentage (.663)... Posted 22 points, eight rebounds and two assists in 24 minutes for the World Team in the 2020 NBA Rising Stars on Feb. 15 as part of 2020 NBA All-Star Weekend... Missed 15 games due to injury, including one game (Nov. 9) due to injury maintenance (back), two games (Dec. 2, Jan. 31) with left hip soreness, three games (Dec. 4-9) with left oblique soreness, one game (Dec. 13) due to injury maintenance (left oblique) and eight games (Feb. 26-March 10) with a right quadriceps strain suffered on Feb. 24 at LA Clippers... Scored in double figures 40 times, including four games with at least 20 points... Grabbed double-digit rebounds six times... Posted three double-doubles... Recorded eight points, seven rebounds, one assist and one block in 23 minutes in his NBA debut on Oct. 23 at Miami... Recorded his first career double-double with 16 points (7-9 FG, 1-1 3P, 1-2 FT) and a career-high 11 rebounds to go with three steals and two blocks in 22 minutes on Nov. 2 vs. Phoenix... Became the first rookie in franchise history to record a double-double with multiple steals and multiple blocks off the bench... Made his first career start on Nov. 4 vs. Houston, tallying a career-high four blocks... Recorded 18 points on perfect shooting (7-7 FG, 4-4 FT) and eight rebounds with a +30 plus-minus on Nov. 6 vs. Minnesota, becoming the first Grizzlies rookie to register a +30 plus-minus rating... Posted 19 points (8-8 FG, 2-2 3P) on Nov. 17 vs. Denver... Scored 25 points (11-14 FG) on Dec. 14 vs. Washington and a career-high 27 points (13-19 FG) on Dec. 18 at Oklahoma City... Tied a career high with 11 rebounds on Nov. 23 vs. LA Lakers, Jan. 12 vs. Golden State, Jan. 24 at Detroit and Feb. 20 at Sacramento... Tied his career high with 27 points (12-14 FG, 3-5 FT) on Feb. 12 vs. Portland... Averaged 12.3 points, 6.6 rebounds and 1.1 assists while shooting 59.2% from the field in 26.7 minutes during the Grizzlies' eight-game seeding schedule at Walt Disney World in Orlando... Scored 21 points (7-8 FG, 7-8 FT), setting career highs for free throws made and attempted, in a career-high 34 minutes on July 31 at Portland... **Play-In:** Recorded 20 points (8-11 FG, 4-5 3P), four rebounds, three assists and two blocks in 25 minutes in Memphis' play-in game on Aug. 15 vs. Portland.

COLLEGE CAREER

Played one year at Gonzaga (2018-19) after playing two years at San Jose State (2015-17)... Appeared in 37 games (36 starts) for the Bulldogs and averaged 16.9 points, 8.6 rebounds, 1.9 assists, 1.16 steals and 3.16 blocks in 28.1 minutes... Led the nation in field goal percentage (68.7 percent) and total blocks (117) and led Gonzaga to the Elite Eight in the 2019 NCAA Tournament during his lone season with the program, scoring a school tournament-record 36 points in the second round on March 23, 2019 vs. Baylor... With the Bulldogs, he was named West Coast Conference Defensive Player of the Year and was one of four finalists for the Naismith Defensive Player of the Year Award... Also selected to The Wooden Award All-American Team, All-WCC First Team, WCC All-Tournament Team, AP All-American Third Team and NABC District (9) First Team... Also named WCC Newcomer of the Year and earned WCC Player of the Week honors twice... Competed in 61 games (33 starts) at San Jose State and averaged 13.0 points, 7.1 rebounds, 1.9 assists and 1.89 blocks in 27.6 minutes... During his time with the Spartans, he was selected to the All-Mountain West Conference First Team, MWC All-Defensive Team and NABC All-District (17) First Team as a sophomore and the MWC Sixth Man of the Year as a freshman... Scored in double figures 75 times during his collegiate career, including 21 games with at least 20 points and two games with at least 30 points... Grabbed double-digit rebounds 28 times and posted 28 double-doubles.

BRANDON CLARKE



PERSONAL

Born Sept. 19, 1996 in Vancouver, British Columbia, Canada... A graduate of Desert Vista High School in Phoenix, where he was one of the state's top shot blockers... Led Desert Vista to the Division I state championship game in 2015... Named first-team All-Arizona Division I honoree by The Arizona Republic... Recorded 10 triple-doubles as a high school senior that included points, rebounds and blocks... Registered 15.0 points, 7.0 rebounds, 4.0 assists and 4.00 blocks as a junior.

INFO

PLAYERS

EXECUTIVE

BASKETBALL
OPS

BUSINESS
OPS

MEDIA

COMMUNITY

HISTORY

PLAYOFFS

REVIEW

OPPONENTS

NBA

REGULAR SEASON CAREER HIGHS

MIN	35	1/18/2021, MEM VS PHO	FT	10	12/23/2022, MEM AT PHO	AST	5	3/26/2021, MEM AT UTA (3X)
FG	13	12/18/2019, MEM AT OKC	FTA	10	1/20/2023, MEM AT LAL (3X)	STL	4	3/2/2021, MEM AT WAS
FGA	22	1/8/2021, MEM VS BKN	OREB	8	2/21/2020, MEM AT LAL	TOV	4	11/13/2019, MEM AT CHA
3P	3	1/8/2021, MEM VS BKN	DREB	11	2/7/2023, MEM VS CHI (2X)	BLK	5	3/18/2022, MEM AT ATL (2X)
3PA	7	1/8/2021, MEM VS BKN	REB	15	1/8/2022, MEM AT LAC	PTS	27	2/12/2020, MEM VS POR (2X)



JACOB GILYARD

HEIGHT 5'9"

WEIGHT 160

POSITION GUARD

PRIOR TO NBA RICHMOND

NBA SEASONS 1

TWO-WAY CONTRACT

NBA Regular Season Statistics

Season	TM	G	GS	MP	FG	FGA	FG%	3P	3PA	3P%	FT	FTA	FT%	ORB	DRB	TRB	AST	STL	BLK	TOV	PF	PTS	RPG	APG	PPG
2022-23	MEM	1	0	41	1	3	.333	1	3	.333	0	0	-	0	4	4	7	3	0	2	3	3	4.0	7.0	3.0
CAREER		1	0	41	1	3	.333	1	3	.333	0	0	-	0	4	4	7	3	0	2	3	3	4.0	7.0	3.0

NBA G League Statistics

Season	TM	G	GS	MP	FG	FGA	FG%	3P	3PA	3P%	FT	FTA	FT%	ORB	DRB	TRB	AST	STL	BLK	TOV	PF	PTS	RPG	APG	PPG
2022-23	MHU	31	25	942	84	200	.420	56	136	.412	25	27	.926	15	71	86	298	57	14	66	35	258	2.8	9.6	8.3
CAREER		31	25	942	84	200	.420	56	136	.412	25	27	.926	15	71	86	298	57	14	66	35	258	2.8	9.6	8.3

PRO CAREER

NBA Regular Season: Appeared in one game as a reserve for the Memphis Grizzlies during his rookie season, recording three points, four rebounds, seven assists and three steals in 41 minutes on April 9 at Oklahoma City.

NBA G League: Competed in 31 games (25 starts) for the Memphis Hustle during his rookie season and averaged 8.3 points, 2.8 rebounds, a league-leading 9.6 assists and 1.84 steals in 30.4 minutes while shooting 42.0% from the field, 41.2% from 3-point range and 92.6% from the free throw line.

NBA Transactions: Went unselected in the 2022 NBA Draft on June 23, 2022... Signed with the Memphis Grizzlies on Sept. 23, 2022... Waived by the Memphis Grizzlies on Oct. 10, 2022... Signed a two-way contract with the Memphis Grizzlies on April 8, 2023.

2022-23 (Memphis): Appeared in the regular season finale for the Memphis Grizzlies after signing a two-way contract on April 8... Totaled three points, four rebounds, seven assists and three steals in 41 minutes off the bench in his NBA debut on April 9 at Oklahoma City... Logged the most minutes in NBA history by a player coming off the bench in his NBA debut... **NBA G League:** Competed in 31 regular season games (25 starts) for the Memphis Hustle and averaged 8.3 points, 2.8 rebounds, a league-leading 9.6 assists and 1.84 steals in 30.4 minutes while shooting 42.0% from the field, 41.2% from 3-point range and 92.6% from the free throw line... Posted 16 points and 10 assists in the Hustle's second round playoff game against Rio Grande Valley.

COLLEGE CAREER

Played five seasons at Richmond (2017-22)... Started all 154 games for the Spiders and averaged 13.2 points, 2.9 rebounds, 5.1 assists and 3.02 steals in 37.3 minutes while shooting 43.9% from the field, 36.2% from 3-point range and 82.0% from the free throw line... 2020 Atlantic 10 Defensive Player of the Year... Four-time selection to the Atlantic 10 All-Defensive Team... Left Richmond as the school's career leader in assists (782, most in Atlantic 10 history), steals (466, an NCAA Division I record) and 3-pointers (332, fifth in Atlantic 10 history).



PERSONAL

Born July 14, 1998, in Kansas City, Mo... Son of Tanya and Rodney Gilyard... Has two older siblings... Advanced to his state title game in three of four seasons in high school, winning Barstow's first state title since 1995 as a sophomore in 2015... Missouri Class 3 Player of the Year in 2017 after averaging 33.2 points and 7.0 assists as a senior.

INFO

PLAYERS

EXECUTIVE

BASKETBALL
OPS

BUSINESS
OPS

MEDIA

COMMUNITY

HISTORY

PLAYOFFS

REVIEW

OPPONENTS

NBA

REGULAR SEASON CAREER HIGHS

MIN	41	4/9/2023, MEM AT OKC	FT	0	4/9/2023, MEM AT OKC	AST	7	4/9/2023, MEM AT OKC
FG	1	4/9/2023, MEM AT OKC	FTA	0	4/9/2023, MEM AT OKC	STL	3	4/9/2023, MEM AT OKC
FGA	3	4/9/2023, MEM AT OKC	OREB	0	4/9/2023, MEM AT OKC	TOV	2	4/9/2023, MEM AT OKC
3P	1	4/9/2023, MEM AT OKC	DREB	4	4/9/2023, MEM AT OKC	BLK	0	4/9/2023, MEM AT OKC
3PA	3	4/9/2023, MEM AT OKC	REB	4	4/9/2023, MEM AT OKC	PTS	3	4/9/2023, MEM AT OKC



HEIGHT 6'9"

WEIGHT 215

POSITION FORWARD

PRIOR TO NBA SOUTH CAROLINA

NBA SEASONS ROOKIE

TWO-WAY CONTRACT

NCAA Statistics

Season	TM	G	GS	MP	FG	FGA	F6%	3P	3PA	3P%	FT	FTA	FT%	ORB	DRB	TRB	AST	STL	BLK	TOV	PF	PTS	RPG	APG	PPG
2022-23	SC	32	29	1021	177	461	.384	55	170	.324	84	124	.677	49	141	190	27	24	26	86	48	493	5.9	0.8	15.4
CAREER	SC	32	29	1021	177	461	.384	55	170	.324	84	124	.677	49	141	190	27	24	26	86	48	493	5.9	0.8	15.4

PRO CAREER

NBA Transactions: Selected by the Memphis Grizzlies with the 45th overall pick in the 2023 NBA Draft on June 22, 2023... Signed a two-way contract with the Memphis Grizzlies on Aug. 31, 2023.

COLLEGE CAREER

Played one season at South Carolina (2022-23)... Appeared in 32 games (29 starts) for the Gamecocks and averaged 15.4 points and 5.9 rebounds in 31.9 minutes while shooting 38.4% from the field, 32.4% from 3-point range and 67.7% from the free throw line... Selected to the 2023 SEC All-Freshman Team... Named SEC Freshman of the Week (Nov. 14, 2022).

PERSONAL

Born Dec. 17, 2004 in Columbia, S.C... First name is Gregory... The consensus top player in the 2023 class, reclassified in July 2022 to become part of the 2022 class... Majored in sport and entertainment management at South Carolina... Five-star prospect who was named the 2021-22 South Carolina Boys Basketball Gatorade Player of the Year as a senior at Ridge View High School... Guided Ridge View to back-to-back state titles in 2021 and 2022... Played in the Nike Elite Youth Basketball League for Team CP3.



13 JAREN JACKSON JR.

HEIGHT 6'11"

WEIGHT 242

POSITION FORWARD/CENTER

PRIOR TO NBA MICHIGAN STATE

NBA SEASONS 5

NBA Regular Season Statistics

Season	TM	G	GS	MP	FG	FGA	FG%	3P	3PA	3P%	FT	FTA	FT%	ORB	DRB	TRB	AST	STL	BLK	TOV	PF	PTS	RPG	APG	PPG
2018-19	MEM	58	56	1515	298	589	.506	51	142	.359	151	197	.766	73	199	272	64	52	82	98	220	798	4.7	1.1	13.8
2019-20	MEM	57	57	1622	353	753	.469	145	368	.394	139	186	.747	55	207	262	78	40	92	99	232	990	4.6	1.4	17.4
2020-21	MEM	11	4	258	53	125	.424	17	60	.283	35	42	.833	17	45	62	12	12	18	15	42	158	5.6	1.1	14.4
2021-22	MEM	78	78	2126	430	1036	.415	128	401	.319	284	345	.823	119	335	454	86	73	177	130	272	1272	5.8	1.1	16.3
2022-23	MEM	63	63	1787	416	822	.506	100	282	.355	241	306	.788	108	318	426	60	65	189	107	227	1173	6.8	1.0	18.6
CAREER		267	258	7308	1550	3325	.466	441	1253	.352	850	1076	.790	372	1104	1476	300	242	558	449	993	4391	5.5	1.1	16.4

NBA Playoffs Statistics

Season	TM	G	GS	MP	FG	FGA	FG%	3P	3PA	3P%	FT	FTA	FT%	ORB	DRB	TRB	AST	STL	BLK	TOV	PF	PTS	RPG	APG	PPG
2020-21	MEM	5	5	137	23	54	.426	8	28	.286	14	16	.875	9	19	28	5	5	6	4	21	68	5.6	1.0	13.6
2021-22	MEM	12	12	332	59	156	.378	27	72	.375	40	53	.755	26	55	81	11	9	30	17	53	185	6.8	0.9	15.4
2022-23	MEM	6	6	220	35	83	.422	7	25	.280	31	36	.861	20	27	47	9	6	12	18	24	108	7.8	1.5	18.0
CAREER		23	23	689	117	293	.399	42	125	.336	85	105	.810	55	101	156	25	20	48	39	98	361	6.8	1.1	15.7

PRO CAREER

NBA Regular Season: Five-year NBA veteran has appeared in 267 games (258 starts) for the Memphis Grizzlies... Has averaged 16.4 points, 5.5 rebounds, 1.1 assists and 2.09 blocks in 27.4 minutes while shooting 46.6% from the field, 35.2% from 3-point range and 79.0% from the free throw line... Has officially missed 123 games due to injury and one game due to a league suspension... Has scored in double figures 202 times, including 88 games with at least 20 points, 10 games with at least 30 points and two games with at least 40 points... Has grabbed double-digit rebounds 20 times... Has posted 19 double-doubles... Has recorded multiple blocks in a game 151 times... His career high for consecutive games scoring in double figures is 22 (Dec. 20, 2019-Feb. 5, 2020)... His career high for consecutive games with a 3-pointer made is 29 (Nov. 17, 2019-Jan. 14, 2020)... His career high for consecutive games with a block is 22 (Feb. 12-April 9, 2022)... 2022-23 NBA Defensive Player of the Year, the second-youngest recipient of the award... Led the NBA in blocks (177) and blocks per game (2.27) in 2021-22... Set single-season Grizzlies franchise records for blocks (189), blocks per game (league-leading 3.00) and "stocks" (4.03) in 2022-23... Became the first player in NBA history to average at least one 3-pointer per game, one steal per game and three blocks per game in a season in 2022-23.

NBA Playoffs: Has started all 23 playoff appearances from the Memphis Grizzlies... Has averaged 15.7 points, 6. rebounds and 2.09 blocks in 30.0 minutes while shooting 39.9% from the field, 33.6% from 3-point range and 81.0% from the free throw line... Has scored in double figures 19 times, including five games with at least 20 points and two games with at least 30 points... Has grabbed double-digit rebounds four... Has posted four double-doubles... Owns the single-game postseason franchise record for blocks with seven on April 16, 2022.

NBA Transactions: Selected by the Memphis Grizzlies in the first round (fourth overall) of the 2018 NBA Draft on June 21, 2018... Signed a multi-year contract with the Memphis Grizzlies on July 1, 2018... Signed a multi-year contract extension with the Memphis Grizzlies on Oct. 18, 2021.

Honors: NBA All-Rookie First Team (2018-19)... NBA Rising Stars (2019, 2020)... Two-time selection to the NBA All-Defensive First Team (2021-22, 2022-23)... NBA All-Star (2023)... NBA Defensive Player of the Year (2022-23).

2022-23 (Memphis): Started all 63 appearances during his fifth NBA season... Averaged 18.6 points, 6.8 rebounds, 1.0 assists, 1.03 steals and 3.00 blocks in 28.4 minutes while shooting 50.6% from the field, 35.5% from 3-point range and 78.8% from the free throw line... Received the Hakeem Olajuwon Trophy as NBA Defensive Player of the Year, becoming the second-youngest



JAREN JACKSON JR.

player to win the award since its inception in 1982-83 (**Dwight Howard**)... Selected to the NBA All-Defensive First Team for the second straight season and led all players receiving votes (96 First-Team votes, 195 points)... Named to the 2023 NBA All-Star Game as a reserve, his first career All-Star selection... Set single-season franchise records for blocks (189), blocks per game, block percentage (9.6) and stocks (4.03)... Led the NBA in blocks per game for the second straight season... Topped in the NBA in block percentage and stocks... Set career highs for scoring average, rebounds and blocks... Became the first player in NBA history to average at least one 3-pointer per game, one steal per game and three blocks per game... Recorded at least 100 3-pointers made and 150 blocks in a season for the second time in his career and sixth time in NBA history... Held opponents to 46.9% shooting at the rim, the lowest percentage allowed in the NBA... Missed 19 games due to injury, including the first 14 games of the season (Oct. 19-Nov. 13) while recovering from offseason right foot surgery, two games (Nov. 20, Dec. 5) due to return from injury management (right foot surgery recovery), one game (Feb. 2) with right thigh soreness, one game (March 29) with left calf soreness and one game (April 9) with left elbow soreness... Scored in double figures 54 times. Including 24 games with at least 20 points, six games with at least 30 points and two games with at least 40 points... Grabbed double-digit rebounds eight times... Posted seven double-doubles... Blocked three-or-more shots 37 times... Blocked five-or-more shots 14 times, a single-season franchise record... Recorded seven points, six rebounds and five blocks in his season debut on Nov. 15 at New Orleans... Posted 25 points and a career-high tying 12 rebounds on Nov. 18 vs. Oklahoma City... Tied the single-game franchise record with a career-high eight blocks on Dec. 12 vs. Atlanta... Recorded 31 points (12-14 FG) and 10 rebounds on Jan. 5 at Orlando... Tallied 21 points and a career-high tying 12 rebounds on Jan. 11 vs. San Antonio... Totaled 26 points, a career-high five steals and four blocks on Feb. 15 vs. Utah... Recorded 28 points in a career-high tying 43 minutes to help Memphis complete a franchise-record 29-point comeback victory on March 17 at San Antonio... Surpassed his previous single-season franchise record (177 in 2021-22) on March 31 vs. LA Clippers... Scored a season-high 40 points (13-28 FG, 3-9 3P, 11-12 FT) on April 5 at New Orleans, setting a career high for free throws made... Scored 36 points (12-18 FG, 5-6 3P, 7-8 FT) in 27 minutes on April 7 at Milwaukee... Averaged 31.0 points in four games during the month of April... **NBA Playoffs:** Started all six games during the Grizzlies' first round series with the Los Angeles Lakers and averaged 18.0 points, 7.8 rebounds, 1.5 assists, 1.00 steals and 2.00 blocks in 36.7 minutes... Scored in double figures six times, including one game with at least 30 points... Grabbed double-digit rebounds twice and posted two double-doubles... Tied his postseason career high with 14 rebounds on April 24 at LA Lakers.

2021-22 (Memphis): Started all 78 appearances during his fourth NBA season and averaged 16.3 points, 5.8 rebounds, 1.1 assists and 2.27 blocks in 27.3 minutes while shooting 41.5% from the field, 31.9% from 3-point range and 82.3% from the free throw line... Named to the 2021-22 NBA All-Defensive First Team and finished fifth in the voting for the NBA Defensive Player of the Year Award... Led the NBA in total blocks (177) and blocks per game, setting single-season franchise records in each category... Led the team and set a career high for games played... Set career highs for minutes, field goals made and attempted, free throws made and attempted, offensive, defensive and total rebounds per game, rebounds per game, steals, blocks, blocks per game and points... Scored in double figures 67 times, including 27 games with at least 20 points... Grabbed double-digit rebounds seven times... Posted seven double-doubles... Blocked at least five shots eight times, a single-season franchise record... Held opponents to 41.7% shooting as the primary defender, the second-best defended field goal percentage in the NBA... Held opponents to a field goal percentage 6.0% lower than when defended by other players, also the second-best mark in the league... Recorded 27 games with multiple 3s made and multiple blocks, nine more games than any other NBA player... Missed four games due to injury, including one game (Dec. 11) with left knee soreness, one game (March 28) with right thigh soreness, one game (April 1) with return from injury management (right thigh) and one game (April 10) with left thigh soreness... Scored 26 points and knocked down the game-winning 3-pointer with 5.7 seconds remaining on Nov. 22 at Utah... Posted 25 points and five blocks on Nov. 30 at Toronto... Scored 27 points (9-11 FG, 6-7 3P, 3-3 FT) and recorded a career-high +42 plus-minus in 20 minutes in a 73-point win on Dec. 2 vs. Oklahoma City, the largest margin of victory in NBA history... Scored 21 points (10-13 FT) on Dec. 26 at Sacramento, setting a career high for free throws made... Scored 26 points (10-10 FT) with three steals and five blocks on Jan. 8 at LA Clippers... Registered 21 points, a career-high tying 12 rebounds and a season-high six blocks on Jan. 9 at LA Lakers... Scored a season-high 29 points on Jan. 19 at Milwaukee... Led the NBA in blocks per game (3.38) and total blocks (54) in January... Snared a career-high eight offensive rebounds on Feb. 8 vs. LA Clippers... Tied his career high with five assists on March 30 at San Antonio... Surpassed **Pau Gasol** (169 in 2001-02) as the Grizzlies' single-season recordholder for blocks on April 5 at Utah... **NBA Playoffs:** Started all 12 postseason games in helping the Grizzlies reach the Western Conference Semifinals... Averaged 15.4 points, 6.8 rebounds and 2.50 blocks in 27.7 minutes while shooting 37.8% from the field, 37.5% from 3-point range and 75.5% from the free throw line... Scored in double figures 10 times, including three games with at least 20 points and one game with at least 30 points... Grabbed double-digit rebounds twice... Posted two double-doubles... Averaged 11.8 points, 7.2 rebounds and 2.67 blocks in 24.5 minutes during Memphis' 4-2 first round series victory over the Minnesota Timberwolves... Set a postseason franchise record with seven blocks on April 16 vs. Minnesota... Posted his first career postseason double-double with 18 points and a postseason career-high 14 rebounds on April 19 at Minnesota... Averaged 19.0 points, 6.3 rebounds, 1.3 assists and 2.33 blocks in 30.8 minutes during the Grizzlies' conference semifinals series against the Golden State Warriors... Set a postseason career high with 33 points to go with 10 rebounds on May 1 vs. Golden State.

2020-21 (Memphis): Appeared in 11 games (four starts) during his third NBA season and averaged 14.4 points, 5.6 rebounds, 1.1 assists and 1.64 blocks in 23.5 minutes while shooting 42.4% from the field and 83.3% from the free throw line... Missed 61 games, including the first 56 games of the season (Dec. 23-April 19) due to left knee meniscus surgery recovery and five games (April 25, April 30, May 5, May 11, May 14) due to return from injury management (left knee)... Scored in double figures 10 times, including two games with at least 20 points... Tallied 15 points, eight rebounds and four blocks in 18 minutes off the

JAREN JACKSON JR.



bench in his season debut on April 21 at LA Clippers... Scored a season-high 23 points (10-14 FG) in 25 minutes on April 23 at Portland. Notched 15 points (4-8 FG, 2-4 3P) to go with three rebounds in 20 minutes of action on May 3 vs. the Knicks... Tied a career high with four steals on May 6 at Detroit... Led the team with 20 points in his first start of the season on May 8 at Toronto... **Play-In:** Averaged 10.0 points, 3.0 rebounds, 2.0 assists and 1.50 blocks in 23.0 minutes in two play-in games... **NBA Playoffs:** Started all five games during the Grizzlies' first round series with the Utah Jazz and averaged 14.4 points, 5.6 rebounds, 1.0 assists, 1.00 steals and 1.20 blocks in 27.5 minutes while shooting 42.6% from the field and 87.5% from the free throw line... Made his playoff debut with seven points, three rebounds and three steals in 24 minutes on April 23 at Utah... Scored a playoff career-high 21 points on May 31 vs. Utah.

2019-20 (Memphis): Started all 57 of his appearances during his second NBA season and averaged 17.4 points, 4.6 rebounds, 1.4 assists and 1.61 blocks in 28.5 minutes while shooting 46.9% from the field, 39.4% from 3-point range and 74.7% from the free throw line... Selected to the 2020 Rising Stars Challenge as part of 2020 NBA All-Star Weekend in Chicago and registered 12 points and seven rebounds in 20 minutes to lead the U.S. Team to a 151-131 win over the World Team on Feb. 15... Ranked 10th in the NBA in blocks per game... Missed 16 games... Sideline 15 games due to injury, including one game (Nov. 4) with right knee soreness, nine games (Feb. 24-March 10) with a left knee sprain sustained on Feb. 21 at LA Lakers and five games (Aug. 5-13) due to a meniscus tear in his left knee suffered on Aug. 3 at New Orleans... Not with team one game (Jan. 31) due to a league suspension... Scored in double figures 43 times, including 21 games with at least 20 points, two games with at least 30 points and one game with at least 40 points... Grabbed double-digit rebounds three times... Posted three double-doubles... Became the fourth player in NBA history to average at least 2.5 3-pointers made per game and 1.00 blocks per game (qualified for the NBA's minutes per game leaderboard), joining **Kevin Durant** (twice), **Danny Granger** and **Paul Pierce**... Averaged 2.8 threes made and 2.00 blocks in his final 36 contests, making multiple threes in 30 of those 36 games... Recorded 24 points and a career-high five assists in a season-high 38 minutes on Nov. 11 vs. San Antonio... Scored 31 points on Dec. 2 vs. Indiana, setting a career high for free throws made (9-9 FT)... Scored a career-high 43 points (14-21 FG, 9-15 3P, 6-9 FT) in 29 minutes on Dec. 13 vs. Milwaukee, setting franchise records for points in a single quarter (26, 3Q) and single half (34, 2H), field goals made in a single quarter (9, 3Q) and single half (12, 2H) and 3-pointers made in a single quarter (7, 3Q) and single half (8, 2H)... He also tied the single-game franchise record for threes made (**Mike Miller**, twice), became the youngest player (20 years, 89 days) in NBA history to make at least nine threes in a game and became the youngest player in 10 years to score at least 40 points (**Brandon Jennings**, 55 points on Nov. 14, 2009 at 20 years, 52 days)... Registered 14 points and a career-high 12 rebounds on Dec. 29 vs. Charlotte... Made multiple 3-pointers in 13 consecutive games from Dec. 20-Jan. 14, tying **Mike Miller's** franchise-record streak... Tied a career high with seven blocks on Jan. 28 vs. Denver... Averaged 25.3 points, 2.7 rebounds, 1.33 steals and 1.67 blocks in 36.7 minutes in three appearances during the Grizzlies' eight-game seeding schedule at Walt Disney World in Orlando... Recorded 33 points (10-22 FG, 6-15 3P, 7-9 FT) in a career-high tying 43 minutes in the team's first seeding game on July 31 at Portland... Scored 21 points on Aug. 2 vs. San Antonio and 22 points on Aug. 3 at New Orleans before being diagnosed with a season-ending torn meniscus in his left knee.

2018-19 (Memphis): Appeared in 58 games (56 starts) during his rookie season and averaged 13.8 points, 4.7 rebounds, 1.1 assists and 1.41 blocks in 26.1 minutes while shooting 50.6% from the field, 35.9% from 3-point range and 76.6% from the free throw line... Missed 24 games due to injury, including two games (Feb. 1, Feb. 22) with right quad soreness and the final 22 games of the season (Feb. 22-April 10) with a right deep thigh bruise... Selected to the 2019 MTN DEW ICE Rising Stars Challenge as part of 2019 NBA All-Star Weekend and recorded 10 points and six rebounds in 15:32 as a member of Team USA on Feb. 15... Scored in double figures 43 times, including 11 games with at least 20 points and one game with at least 30 points... Has grabbed double-digit rebounds twice... Posted two double-doubles... Tied a career high with four steals on Jan. 5 at San Antonio... Recorded 36 points (13-22 FG, 3-7 3P, 7-7 FT) in a career-high 43 minutes in a double-overtime victory on Nov. 30 at Brooklyn, converting a four-point play and sinking a game-tying 3-pointer in the final 30 seconds of regulation to send the game into the first of two overtimes... At 19 years and 76 days old, became the third-youngest player in NBA history (behind **LeBron James** and **Kevin Durant**) to score at least 35 points in a game and became one of four active players (**James**, **Durant**, **Devin Booker**) to register a 35-point game before their 20th birthdays... Totaled 16 points (6-6 FG, 4-4 3P) and a career-high seven blocks, which tied the franchise rookie record (**Pau Gasol**, **Bryant Reeves**) on Nov. 25 vs. New York... Recorded his first career double-double with 10 points and 11 rebounds to go with five blocks on Nov. 12 vs. Utah, becoming the first Grizzlies rookie to notch a double-double with at least five blocks since **Pau Gasol** (March 15, 2002)... Had 11 points and seven rebounds in 27 minutes in his first career start on Oct. 22 at Utah... Recorded 24 points off the bench in his second career game (and home debut) on Oct. 19 vs. Atlanta... Became the youngest player in franchise history to appear in a game (at 19 years and 32 days old) when he totaled 10 points, five rebounds, three steals and one block in 25 minutes in his NBA debut on Oct. 17 at Indiana.

NATIONAL TEAM

A member of the USA Junior National Select Team that participated in the 2017 Nike Hoop Summit in Portland, Ore... Helped the United States win the gold medal at the 2016 FIBA U17 World Cup... Started seven games for Team USA during the 2023 FIBA World Cup in the Philippines, Japan and Indonesia and averaged 8.1 points and 2.9 rebounds blocks in 16.5 minutes while shooting 62.1% from the field.

INTRO

PLAYERS

EXECUTIVE

BASKETBALL OPS

BUSINESS OPS

MEDIA

COMMUNITY

HISTORY

PLAYOFFS

REVIEW

OPPONENTS

NBA

FEDERATION

AT A GLANCE



JAREN JACKSON JR.

COLLEGE CAREER

Played one season at Michigan State (2017-18)... Appeared in 35 games (34 starts) in his lone season with the Spartans and averaged 10.9 points, 5.8 rebounds, 1.1 assists and 3.03 blocks in 21.8 minutes while shooting 51.3% from the field, 39.6% from 3-point range and 79.7% from the free throw line... Became the second player to be named Big Ten Freshman and Defensive Player of the Year in the same year (Greg Oden)... Selected to the All-Big Ten Third Team and to the Big Ten All-Defensive Team by the coaches and media... Named Big Ten Freshman of the Week four times... Led the Spartans and ranked seventh in the nation in blocks per game, and his 106 blocks set the school single-season record... Scored in double figures 25 times, including two games with at least 20 points... Scored a career-high 27 points on Feb. 13 at Minnesota... Grabbed double-digit rebounds six times... Hauled in a career-high 13 rebounds on Nov. 10 vs. North Florida in his collegiate debut and matched that total on Dec. 9 vs. Southern Utah... Posted six double-doubles... Set a school record with a career-high eight blocks on Dec. 5 vs. Rutgers.

PERSONAL

Born Sept. 15, 1999 in Plainfield, N.J. and grew up in Carmel, Ind. outside Indianapolis... Son of Terri and Jaren Jackson Sr... Jaren Sr. played for nine teams over his 12-year NBA career, winning the 1999 NBA Championship as a member of the San Antonio Spurs... Terri is director of operations for the Women's National Basketball Players Association (WNBA)... Majored in communications at Michigan State... A 2017 McDonald's and Jordan Brand All-American... Played for La Lumiere as a prep senior, leading the team to a 29-1 record and the MaxPreps Independent Top 10 National Championship... Attended Park Tudor High School, leading the school to the 2016 Class 3A regional semifinals (20-5 record) and back-to-back Indiana Class 2A state championships in 2014 (24-4) and 2015 (26-2).

REGULAR SEASON CAREER HIGHS

MIN 43 3/17/2023, MEM AT SAS (3X)
FG 14 3/22/2023, MEM VS HOU (2X)
FGA 28 4/5/2023, MEM VS NOP
3P 9 12/13/2019, MEM VS MIL
3PA 15 7/31/2020, MEM AT POR (2X)

FT 11 4/5/2023, MEM AT NOP
FTA 13 12/26/2021, MEM AT SAC
OREB 5 2/8/2022, MEM VS LAC
DREB 11 12/29/2019, MEM VS CHA
REB 12 1/11/2023, MEM VS SAS (4X)

AST 5 3/30/2022, MEM AT SAS (2X)
STL 5 2/15/2023, MEM VS UTA
TOV 5 3/17/2023, MEM AT SAS (4X)
BLK 8 12/12/2022, MEM VS ATL
PTS 43 12/13/2019, MEM VS MIL



10 LUKE KENNARD

HEIGHT 6'5"

WEIGHT 206

POSITION GUARD/FORWARD

PRIOR TO NBA DUKE

NBA SEASONS 6

NBA Regular Season Statistics

Season	TM	G	GS	MP	FG	FGA	FG%	3P	3PA	3P%	FT	FTA	FT%	ORB	DRB	TRB	AST	STL	BLK	TOV	PF	PTS	RPG	APG	PPG
2017-18	DET	73	9	1463	206	465	.443	81	195	.415	65	76	.855	21	155	176	124	44	13	69	86	558	2.4	1.7	7.6
2018-19	DET	63	10	1437	228	520	.438	106	269	.394	51	61	.836	12	171	183	114	26	10	57	92	613	2.9	1.8	9.7
2019-20	DET	28	25	922	151	342	.442	73	183	.399	67	75	.893	9	89	98	115	12	6	43	65	442	3.5	4.1	15.8
2020-21	LAC	63	17	1232	197	414	.476	100	224	.446	26	31	.839	15	146	161	104	23	9	48	91	520	2.6	1.7	8.3
2021-22	LAC	70	13	1919	287	639	.449	190	423	.449	69	77	.896	20	209	229	146	42	6	60	101	833	3.3	2.1	11.9
2022-23	TOT	59	14	1315	188	382	.492	133	269	.494	37	39	.949	15	143	158	91	32	5	46	82	546	2.7	1.5	9.3
CAREER		356	88	8288	1257	2762	.455	683	1563	.437	315	359	.877	92	913	1005	694	179	49	323	517	3512	2.8	1.9	9.9

NBA Playoffs Statistics

Season	TM	G	GS	MP	FG	FGA	FG%	3P	3PA	3P%	FT	FTA	FT%	ORB	DRB	TRB	AST	STL	BLK	TOV	PF	PTS	RPG	APG	PPG
2018-19	DET	4	2	133	23	47	.489	9	15	.600	5	6	.833	0	16	16	7	3	1	3	6	60	4.0	1.8	15.0
2020-21	LAC	15	0	219	31	65	.477	21	51	.412	1	2	.500	5	9	14	7	2	0	3	15	84	0.9	0.5	5.6
2022-23	MEM	5	0	107	12	23	.522	8	16	.500	4	4	1.000	5	15	20	7	4	0	1	8	36	4.0	1.4	7.2
CAREER		24	2	459	66	135	.489	38	82	.463	10	12	.833	10	40	50	21	9	1	7	29	180	2.1	0.9	7.5

NBA G League Statistics

Season	TM	G	GS	MP	FG	FGA	FG%	3P	3PA	3P%	FT	FTA	FT%	ORB	DRB	TRB	AST	STL	BLK	TOV	PF	PTS	RPG	APG	PPG
2017-18	GRR	1	1	40	7	13	.538	2	4	.500	10	11	.909	1	3	4	3	4	0	2	2	26	4.0	3.0	26.0
2018-19	GRR	1	1	24	7	13	.538	5	8	.625	8	10	.800	0	5	5	5	0	0	1	2	27	5.0	5.0	27.0
CAREER		2	2	64	14	26	.538	7	12	.583	18	21	.857	1	8	9	8	4	0	3	4	53	4.5	4.0	26.5

PRO CAREER

Six-year NBA veteran has appeared in 356 games (88 starts) for the Detroit Pistons, LA Clippers and Memphis Grizzlies... Has averaged 9.9 points, 2.8 rebounds and 1.9 assists in 23.3 minutes while shooting 45.5% from the field, 43.7% from 3-point range and 87.7% from the free throw line... Has scored in double figures 167 times, including 35 games with at least 20 points and two games with at least 30 points... Has grabbed double-digit rebounds four times... Has posted three double-doubles... His longest streak of consecutive games scoring in double figures is 10 (March 15-31, 2023)... His longest streak of consecutive games with at least one 3-pointers made is 44 (May 14, 2021-Jan. 30, 2022)... His longest streak of consecutive games with multiple 3-pointers made is nine (Dec. 1-18, 2021)... Owns the fifth-highest 3-point field goal percentage (.437) in NBA history and ranks second among active NBA players... Has led the NBA in 3-point field goal percentage in each of the last two seasons (2021-23), becoming the third player ever to lead the league in 3-point accuracy in consecutive seasons (Kyle Korver, Jason Kapono).

NBA Playoffs: Has competed in 24 postseason games (two starts) for the Detroit Pistons, LA Clippers and Memphis Grizzlies... Has averaged 7.5 points and 2.1 rebounds in 19.1 minutes while shooting 48.9% from the field, 46.3% from 3-point range and 83.3% from the free throw line... Has scored in double figures seven times, including one game with at least 20 points.

NBA G League: Has started all two games in two seasons for the Grand Rapids Drive and has averaged 26.5 points, 4.5 rebounds and 4.0 assists in 32.0 minutes.

NBA Transactions: Selected by the Detroit Pistons with the 12th overall pick in the first round of the 2017 NBA Draft on June 22, 2017... Signed a multi-year contract with the Detroit Pistons on July 1, 2017... Traded by the Detroit Pistons with Justin Patton, the draft rights to Jay Scrubb (55th overall in 2020) and four future second round draft picks (2023, 2024, 2025, 2026) to the LA Clippers for Rodney McGruder, Landry Shamet, the draft rights to Reggie Perry (57th overall in 2020) and cash on Nov. 19, 2020... Signed a multi-year contract extension with the LA Clippers on Dec. 21, 2020... Traded by the LA Clippers with a future second round pick



LUKE KENNARD

swap to the Memphis Grizzlies; the Memphis Grizzlies traded Danny Green to the Houston Rockets and traded three second round picks to the LA Clippers; the LA Clippers traded John Wall and future draft considerations to the Houston Rockets; the Houston Rockets traded Eric Gordon to the LA Clippers in a three-team trade on Feb. 9, 2023.

2022-23 (LA Clippers/Memphis): Split his sixth NBA season between the LA Clippers and Memphis Grizzlies... Appeared in 59 games (14 starts) and averaged 9.3 points, 2.7 rebounds and 1.5 assists in 22.3 minutes... Set new career highs by shooting 49.2% from the field, 49.4% from 3-point range and 94.9% from the free throw line... Led the NBA in 3-point field goal percentage for the second straight season, joining **Kyle Korver** (2013-15) and **Jason Kapono** (2006-08) as one of three players in NBA history to lead the league in 3-point accuracy in consecutive seasons... Shot the highest 3-point percentage in NBA history by a player averaging at least 2.0 3-pointers made per game (min. 10 games)... Recorded the fourth-highest effective field goal percentage (.666) and the sixth-highest true shooting percentage (.684) in NBA history by a player qualified for the 3-point leaderboard... Appeared in 35 games (11 starts) with the Clippers and averaged 7.8 points, 2.4 rebounds and 1.1 assists in 20.7 minutes he was traded to the Grizzlies on Feb. 9... Competed in 24 games (three starts) for Memphis and averaged 11.3 points, 3.1 rebounds and 2.3 assists in 24.6 minutes... Shot 52.6% overall and 54.0% from 3-point range with the Grizzlies... Missed 25 games... Sideline 23 games due to injury/illness, including one game (Nov. 6) with chest discomfort, nine games (Nov. 17-Dec. 3) with a right calf strain, one game (Dec. 7) with right calf injury management, 10 games (Dec. 15, Jan. 8-24) with right calf soreness and one game (April 5) with right ankle soreness)... DNP (Coach's Decision) once... Inactive once (Feb. 10) due to the pending trade from the Clippers to the Grizzlies... Scored in double figures 24 times, including three games with at least 20 points and one game with at least 30 points... Grabbed double-digit rebounds once... Tied a career high with 10 rebounds on Oct. 31 vs. Houston... Scored 12 of his 13 points in the second half and tied a career high with four steals on March 17 at San Antonio, helping Memphis complete a franchise-record 29-point comeback win over the Spurs... Matched his career high with 30 points (10-11 FG, 10-11 3P) on March 24 vs. Houston, setting a franchise record and career high with 10 3-pointers and tying the highest 3-point percentage (.909) in NBA history by a player who made 10+ 3-pointers in a game (**Klay Thompson, Ty Lawson**)... Averaged 15.2 points (4.2 3PM/G, .581 3P%) in his final 13 games... **NBA Playoffs:** Competed in five games as a reserve during the Grizzlies' first round series with the Los Angeles Lakers and averaged 7.2 points, 4.0 rebounds and 1.4 assists in 21.3 minutes while shooting 52.2% from the field and 50.0% from 3-point range... Missed one game (April 28) with left shoulder soreness... Scored in double figures once.

2021-22 (LA Clippers): Appeared in 70 games (13 starts) in his fifth NBA season and averaged 11.9 points, 3.3 rebounds and 2.1 assists in 27.4 minutes while shooting 44.9% from the field, 44.9% from 3-point range and 89.6% from the free throw line... Led the NBA in 3-point percentage... Finished second in the 2022 MTN DEW 3-Point Contest as part of NBA All-Star Weekend 2021 in Cleveland... Missed 12 games... Scored in double figures 43 times, including eight games with at least 20 points... Grabbed double-digit rebounds once... Posted one double-double... Scored a season-high 27 points on Dec. 18 at Oklahoma City... Scored 25 points, including seven points in the final nine seconds and the go-ahead 4-point play, to help the Clippers pull off a 35-point comeback victory on Jan. 25 at Washington, the second-largest come-from-behind win in the NBA's play-by-play era (since 1996-97)... Recorded his lone double-double of the season with 14 points and a career-high tying 10 rebounds on Jan. 30 at Charlotte... Scored 25 points (8-11 FG, 8-9 3P), setting a season high for 3-pointers made, on Feb. 17 vs. Houston.

2020-21 (LA Clippers): Competed in 63 games (17 starts) in his fourth NBA season and averaged 8.3 points, 2.6 rebounds and 1.7 assists in 19.6 minutes while shooting 47.6% from the field, 44.6% from 3-point range and 83.9% from the free throw line... Missed nine games... Ranked eighth in the NBA in 3-point field goal percentage... Missed nine games... Scored in double figures 21 times, including five games with at least 20 points... Grabbed double-digit rebounds once and posted one double-double... Set a career high with four steals on Jan. 26 at Atlanta... Registered his lone double-double of the season with 17 points and 10 rebounds on April 14 at Detroit... Scored a season-high 28 points (10-16 FG, 6-7 3P, 2-3 FT) on April 21 vs. Memphis... **NBA Playoffs:** Appeared in 15 postseason games as a reserve during the Clippers' run to the Western Conference Finals... Averaged 5.6 points in 14.6 minutes while shooting 47.7% from the field and 41.2% from 3-point range... Missed four games.

2019-20 (Detroit): Appeared in 28 games (25 starts) in his third NBA season and averaged 15.8 points, 3.5 rebounds and 4.1 assists in 32.9 minutes while shooting 44.2% from the field, 39.9% from 3-point range and 89.3% from the free throw line... Set career highs for points per game, rebounds per game, assists per game and minutes per game... Missed 38 games with bilateral knee tendinitis... Scored in double figures 21 times, including 10 games with at least 20 points and one 30-point performance... Averaged 18.9 points in the first 12 games of the season... Netted a career-high 30 points off the bench in the season opener on Oct. 23 at Indiana (8-13 FG, 6-9 3P, 8-10 FT)... Scored 24 points (6-12 FG, 3-4 3P, 9-11 FT), setting career highs for free throws made and attempted, on Nov. 4 at Washington.

2018-19 (Detroit): Competed in 63 games (10 starts) in his second NBA season and averaged 9.7 points, 2.9 rebounds and 1.8 assists in 22.8 minutes while shooting 43.8% from the field, 39.4% from 3-point range and 83.6% from the free throw line... Missed 19 games... Sideline 16 games due to injury, including 15 games with an AC joint sprain in his right shoulder and one game with right foot soreness... DNP (Coach's Decision) twice... Inactive once while on assignment with the Grand Rapids Drive... Scored in double figures 29 times, including six games with at least 20 points... Scored a season-high 28 points (11-18 FG, 5-8 3P, 1-2 FT) on Dec. 10 at Philadelphia... **NBA Playoffs:** Appeared in four games (two starts) during the Pistons' first round series with the Milwaukee Bucks and averaged 15.0 points, 4.0 rebounds and 1.8 assists in 33.3 minutes while shooting 48.9% from the field and 60.0% from 3-point range... Scored in double figures three times, including one game with at least 20 points... **NBA G League:** Registered 27 points, three rebounds and five assists in one game for the Grand Rapids Drive on Nov. 30 vs. Lakeland.



2017-18 (Detroit): Appeared in 73 games (nine starts) during his NBA rookie season and averaged 7.6 points, 2.4 rebounds and 1.7 assists in 20.0 minutes while shooting 44.3% from the field, 41.5% from 3-point range and 85.5% from the free throw line... Missed nine games... Sidelined two games due to injury, including one game with a left thumb sprain and one game with a sore left big toe... DNP (Coach's Decision) four times... A healthy scratch on the inactive list three times... Among qualified rookie leaders, ranked 14th in scoring and eighth in assists... Scored in double figures 25 times, including three games with at least 20 points... Grabbed double-digit rebounds once and posted one double-double... Scored 11 points in 19 minutes in his NBA debut on Oct. 20 at Washington... Notched 10 points and a career-high 10 rebounds for his first career double-double on Jan. 24 vs. Utah... **NBA G League:** Tallied 26 points, four rebounds, three assists and four steals in one game for the Grand Rapids Drive on Nov. 5 vs. Raptors 905.

NATIONAL TEAM

Earned a gold medal competing with USA Basketball in the 2014 FIBA U18 Americas Championship, where he appeared in five games and averaged 13.8 points, 3.2 rebounds and 1.2 assists in 16.4 minutes.

COLLEGE CAREER

Played two seasons at Duke (2015-17)... Appeared in 73 games (47 starts) and averaged 15.7 points, 4.3 rebounds and 2.0 assists in 31.2 minutes while shooting 46.2% from the field, 38.3% from 3-point range and 86.7% from the free throw line... A consensus All-American Second Team selection as a sophomore in 2017... A member of the John R. Wooden Award All-America Team and a five-five candidate for the Jerry West Shooting Guard of the Year Award in 2017... MVP of the 2017 ACC Tournament... His career free throw percentage ranks second in Duke history.

PERSONAL

Born June 24, 1996, in Middletown, Ohio... Son of Jennifer and Mark Kennard... Has one older sister... Two-time Ohio Mr. Basketball and Gatorade Player of the Year (2014, 2015) at Franklin High School in Franklin, Ohio... 2015 Parade Player of the Year.

INTRO

PLAYERS

EXECUTIVE

BASKETBALL OPS

BUSINESS OPS

MEDIA

COMMUNITY

HISTORY

PLAYOFFS

REVIEW

OPPONENTS

NBA

REGULAR SEASON CAREER HIGHS

MIN	41	5/14/2021, LAC AT HOU (2X)	FT	9	11/4/2019, DET AT WAS	AST	9	11/22/2019, DET VS ATL
FG	11	11/8/2019, DET AT IND (2X)	FTA	11	11/4/2019, DET AT WAS	STL	4	3/17/2023, MEM AT SAS (2X)
FGA	21	11/8/2019, DET AT IND	OREB	3	1/24/2018, DET VS UTA	TOV	5	12/21/2019, DET VS CHI (4X)
3P	10	3/24/2023, MEM VS HOU	DREB	10	1/30/2022, LAC AT CHA	BLK	2	12/29/2021, LAC AT BOS (2X)
3PA	13	12/18/2021, LAC AT OKC	REB	10	10/31/2022, LAC VS HOU (4X)	PTS	30	3/24/2023, MEM VS HOU (2X)



46 JOHN KONCHAR

HEIGHT 6' 4 3/4"

WEIGHT 210

POSITION GUARD/FORWARD

PRIOR TO NBA FORT WAYNE

NBA SEASONS 4

NBA Regular Season Statistics

Season	TM	G	GS	MP	FG	FGA	FG%	3P	3PA	3P%	FT	FTA	FT%	ORB	DRB	TRB	AST	STL	BLK	TOV	PF	PTS	RPG	APG	PPG
2019-20	MEM	19	0	181	24	37	.649	5	10	.500	1	2	.500	18	29	47	22	7	3	7	7	54	2.5	1.2	2.8
2020-21	MEM	43	0	575	69	138	.500	21	56	.375	25	30	.833	35	93	128	47	30	9	18	40	184	3.0	1.1	4.3
2021-22	MEM	72	7	1292	135	262	.515	52	126	.413	27	49	.551	87	242	329	109	45	22	29	90	349	4.6	1.5	4.8
2022-23	MEM	72	23	1494	138	320	.431	60	177	.339	28	36	.778	64	246	310	100	77	25	37	112	364	4.3	1.4	5.1
CAREER		206	30	3542	366	757	.483	138	369	.374	81	117	.692	204	610	814	278	159	59	91	249	951	4.0	1.3	4.6

NBA Playoffs Statistics

Season	TM	G	GS	MP	FG	FGA	FG%	3P	3PA	3P%	FT	FTA	FT%	ORB	DRB	TRB	AST	STL	BLK	TOV	PF	PTS	RPG	APG	PPG
2020-21	MEM	1	0	3	0	1	.000	0	1	.000	0	0	-	0	1	1	0	0	1	0	0	0	0.0	0.0	0.0
2021-22	MEM	8	0	56	3	11	.273	1	6	.167	2	2	1.000	3	16	19	5	3	1	1	7	9	2.4	0.6	1.1
2022-23	MEM	5	0	49	2	9	.222	0	4	.000	0	0	-	4	6	10	4	2	2	1	6	4	2.0	0.8	0.8
CAREER		14	0	108	5	21	.238	1	11	.091	2	2	1.000	7	23	30	9	5	4	2	13	13	2.1	0.6	0.9

NBA G League Statistics

Season	TM	G	GS	MP	FG	FGA	FG%	3P	3PA	3P%	FT	FTA	FT%	ORB	DRB	TRB	AST	STL	BLK	TOV	PF	PTS	RPG	APG	PPG
2019-20	MEM	20	20	582	100	177	.565	18	54	.333	15	22	.682	46	120	166	81	35	13	22	48	243	8.3	4.1	12.2
CAREER		20	20	582	100	177	.565	18	54	.333	15	22	.682	46	120	166	81	35	13	22	48	243	8.3	4.1	12.2

PRO CAREER

NBA Regular Season: Four-year NBA veteran has appeared in 206 games (30 starts) for the Memphis Grizzlies... Has averaged 4.6 points, 4.0 rebounds and 1.3 assists in 17.2 minutes while shooting 48.3% from the field, 37.4% from 3-point range and 69.2% from the free throw line... Has officially missed 15 games due to injury, six games while in health and safety protocols, 38 games as a DNP (Coach's Decision) and 44 games as a two-way transfer to the NBA G League... Has scored in double figures 27 times... Has grabbed double-digit rebounds nine times... Has recorded double-digit assists once... Has posted five double-doubles, including one triple-double.

NBA Playoffs: Has competed in 14 postseason games as a reserve for the Memphis Grizzlies... Has averaged 0.9 points and 2.1 rebounds in 7.7 minutes... DNP (Coach's Decision) nine times.

NBA G League: Started all 20 of his NBA G League appearances with the Memphis Hustle... Has averaged 12.2 points, 8.3 rebounds, 4.1 assists and 1.75 steals in 29.1 minutes while shooting 56.5% from the field, 33.3% from 3-point range and 68.2% from the free throw line... Has scored in double figures 14 times, including one game with at least 30 points... Has grabbed double-digit rebounds five times... Has recorded double-digit assists once... Has posted five double-doubles.

NBA Transactions: Went undrafted in the 2019 NBA Draft on June 20, 2019... Signed a two-way contract with the Memphis Grizzlies on July 7, 2019... Re-signed with the Memphis Grizzlies to a multi-year contract on Nov. 22, 2020... Signed a multi-year contract extension with the Memphis Grizzlies on July 7, 2022.

2022-23 (Memphis): Appeared in 72 games (23 starts) in his fourth NBA season and averaged 5.1 points, 4.3 rebounds, 1.4 assists and 1.07 steals in 20.8 minutes while shooting 43.1% from the field, 33.9% from 3-point range and 77.8% from the free throw line... Set career highs in starts, points per game, steals per game and minutes per game... Missed 10 games due to injury/illness, including one game (Oct. 27) with left shoulder soreness, one game (Dec. 5) with right toe soreness, two games (Jan. 14-16) with a non-COVID illness, four games (Jan. 25-Feb. 1) while in concussion protocol and two games (March 29-31) with left hip soreness... Scored in double figures 12 times... Grabbed double-digit rebounds twice... Posted two double-doubles... Totaled 12 points and 11 rebounds



while starting the regular season opener on Oct. 19 vs. New York... Scored a career-high 19 points, including a career-best five 3-pointers, and added 10 rebounds on Nov. 18 vs. Oklahoma City... Set a career high with five steals on April 7 at Milwaukee... **NBA Playoffs:** Came off the bench in five games during the Grizzlies' first round series with the Los Angeles Lakers and averaged 0.8 points and 2.0 rebounds in 9.8 minutes... DNP (Coach's Decision) once.

2021-22 (Memphis): Competed in 72 games (seven starts) in his third NBA season and averaged 4.8 points, 4.6 rebounds and 1.5 assists in 17.9 minutes while shooting 51.5% from the field, 41.3% from 3-point range and 55.1% from the free throw line... Missed 10 games... Sideline one game (Feb. 28) with a left ankle sprain... Inactive six games (Dec. 29-Jan. 8) while in health and safety protocols... DNP (Coach's Decision) three times... Set career highs in points per game, rebounds per game, assists per game and minutes per game... Scored in double figures 10 times... Grabbed double-digit rebounds six times... Recorded double-digit assists once... Posted three double-doubles, including one triple-double... Scored 17 points (7-8 FG, 3-4 3P) in a 152-79 win on Dec. 2 vs. Oklahoma City; his fast break dunk in the fourth quarter gave Memphis 145 points, which broke the single-game franchise record... Recorded 11 points and 14 rebounds for his first career double-double in his first career start on Dec. 26 at Sacramento, becoming the third player in franchise history to post a double-double in his first career start (**Andre Brown, Marc Gasol**)... Registered 15 points and a career-high 17 rebounds (14 defensive) off the bench on Jan. 13 vs. Minnesota... Tied his career high with 18 points on March 24 vs. Indiana... Posted his first career triple-double with 17 points, 13 rebounds and a career-high 10 assists in a career-high 39 minutes on April 10 vs. Boston... **NBA Playoffs:** Appeared in eight games off the bench in helping the Grizzlies reach the Western Conference Semifinals... Averaged 1.1 points and 2.4 rebounds in 7.0 minutes... DNP (Coach's Decision) four times.

2020-21 (Memphis): Appeared in 43 games as a reserve during his second NBA season and averaged 4.3 points, 3.0 rebounds and 1.1 assists in 13.4 minutes while shooting 50.0% from the field, 37.5% from 3-point range and 83.3% from the free throw line... Missed 29 games... Sideline four games (Jan. 5-11) due to a left ankle sprain... DNP (Coach's Decision) 25 times... Scored in double figures four times... Totaled seven points, nine rebounds and five assists in a career-high 27 minutes on Jan. 1 at Charlotte... Tied his career high with three steals on Feb. 16 vs. New Orleans and matched that total on April 17 at Milwaukee... Set a career high with six assists on April 6 at Miami... Scored a career-high 18 points (7-10 FG) on May 11 vs. Dallas... **Play-In:** DNP (Coach's Decision) twice... **NBA Playoffs:** Appeared in one game during the Grizzlies' first round series with the Utah Jazz, logging three minutes... DNP (Coach's Decision) four times.

2019-20 (Memphis): Came off the bench in all 19 appearances during his rookie season and averaged 2.8 points, 2.5 rebounds and 1.2 assists in 9.5 minutes while shooting 64.9% from the field and 50.0% from 3-point range... Missed 54 games... DNP (Coach's Decision) six times... Away from the team for 44 games as a two-way transfer to the NBA G League's Memphis Hustle... Scored in double figures once... Grabbed double-digit rebounds once... Logged seven minutes his NBA debut on Nov. 9 vs. Dallas... Recorded eight points, seven rebounds and a career-high four assists in 18 minutes on Feb. 24 at LA Clippers... Scored 10 points on March 2 at Atlanta... Pulled down a career-high 10 rebounds in 14 minutes on March 7 vs. Atlanta... Averaged 4.9 points (.667 FG/.571 3P), 4.9 rebounds and 2.0 assists in 14.8 minutes from Feb. 24-March 10... Made four appearances during the Grizzlies' eight-game seeding schedule at Walt Disney World in Orlando, totaling three points, one rebound and one assist in 14 minutes... **Play-In:** DNP (Coach's Decision) on Aug. 15 vs. Portland... **NBA G League:** Started all 20 of his games for the Memphis Hustle and averaged 12.2 points, 8.3 rebounds, 4.1 assists and 1.75 steals in 29.1 minutes while shooting 56.5% from the field, 33.3% from 3-point range and 68.2% from the free throw line... Scored in double figures 14 times, including one game with at least 30 points... Grabbed double-digit rebounds five times... Recorded double-digit assists once... Posted five double-doubles... Posted a career-high 33 points with 16 rebounds on Dec. 22 vs. Wisconsin... Collected a career-high 17 rebounds to go with 10 points and five assists on Dec. 27 at Sioux Falls... Recorded a career-high 13 assists on Jan. 24 vs. Raptors 905.

COLLEGE CAREER

Played four seasons at Fort Wayne (2015-19)... Appeared in 133 games (130 starts) for the Mastodons and averaged 15.5 points, 8.6 rebounds, 4.2 assists and 2.05 steals in 35.1 minutes while shooting 55.6% from the field, 41.6% from 3-point range and 69.7% from the free throw line... Named All-Summit League First Team all four years, a conference first and selected to the Summit League All-Tournament Team as a junior and senior... Named NABC All-District (12) First Team as a senior... The first player in NCAA Division I history to compile at least 2,000 points, 1,000 rebounds, 500 assists and 200 steals... Purdue Fort Wayne's all-time leading scorer (2,065 points)... Recorded 47 double-doubles... Scored a career-high 38 points (14-24 FG, 5-10 3P, 5-8 FT) on Dec. 30, 2018 vs. North Dakota State... Redshirted his freshman year (2014-15).

INTRO

PLAYERS

EXECUTIVE

BASKETBALL OPS

BUSINESS OPS

MEDIA

COMMUNITY

HISTORY

PLAYOFFS

REVIEW

OPPONENTS

NBA

FEEDECKROOM

AT A GLANCE



JOHN KONCHAR

PERSONAL

Born March 22, 1996 in West Chicago, Ill... Son of Jan and Jim Konchar... Has one sister, Jen and one brother, Petey... Graduated with a degree in information technology... Pursuing a master's degree in organizational leadership... Averaged 28.9 points, 14.1 rebounds, 4.1 assists, 3.2 steals and 2.5 blocks as a senior at West Chicago High School... West Chicago High School's all-time leading scorer (1,551 points).

REGULAR SEASON CAREER HIGHS

MIN 39 4/10/2022, MEM VS BOS
FG 7 11/18/2022, MEM VS OKC (7X)
FGA 11 1/1/2023, MEM VS SAC (5X)
3P 5 11/18/2022, MEM VS OKC
3PA 9 10/19/2022, MEM VS NYK

FT 6 11/20/2022, MEM AT BKN
FTA 6 11/20/2022, MEM AT BKN
OREB 7 4/10/2022, MEM VS BOS
DREB 14 1/13/2022, MEM VS MIN
REB 17 1/13/2022, MEM VS MIN

AST 10 4/10/2022, MEM VS BOS
STL 5 4/7/2023, MEM AT MIL
TOV 4 11/22/2022, MEM VS SAS
BLK 2 4/9/2023, MEM AT OKC (11X)
PTS 19 11/18/2022, MEM VS OKC



3 JAKE LARAVIA

HEIGHT 6'7"

WEIGHT 235

POSITION FORWARD

PRIOR TO NBA WAKE FOREST

NBA SEASONS 1

NBA Regular Season Statistics

Season	TM	G	GS	MP	FG	FGA	FG%	3P	3PA	3P%	FT	FTA	FT%	ORB	DRB	TRB	AST	STL	BLK	TOV	PF	PTS	RPG	APG	PPG
2022-23	MEM	35	0	414	37	95	.389	24	71	.338	7	9	.778	19	44	63	21	12	4	18	49	105	1.8	0.6	3.0
CAREER		35	0	414	37	95	.389	24	71	.338	7	9	.778	19	44	63	21	12	4	18	49	105	1.8	0.6	3.0

NBA G League Statistics

Season	TM	G	GS	MP	FG	FGA	FG%	3P	3PA	3P%	FT	FTA	FT%	ORB	DRB	TRB	AST	STL	BLK	TOV	PF	PTS	RPG	APG	PPG
2022-23	MHU	17	17	496	108	231	.468	47	129	.364	33	38	.868	23	62	85	44	18	10	41	42	320	5.0	2.6	18.8
CAREER		17	17	496	108	231	.468	47	129	.364	33	38	.868	23	62	85	44	18	10	41	42	320	5.0	2.6	18.8

PRO CAREER

NBA Regular Season: Appeared in 35 games as a reserve during his rookie season with the Memphis Grizzlies... Has averaged 3.0 points and 1.8 rebounds in 11.8 minutes while shooting 38.9% from the field... Has officially missed 20 games due to injury/illness, 14 games as a DNP (Coach's Decision), one game not with team and 13 games while on assignment to the NBA G League... Has scored in double figures three times.

NBA G League: Started all 17 of his NBA G League appearances with the Memphis Hustle... Has averaged 18.8 points, 5.0 rebounds and 2.6 assists in 29.2 minutes... Has scored in double figures 15 times, including eight games with at least 20 points and two games with at least 30 points.

NBA Transactions: Selected by the Minnesota Timberwolves with the 19th overall pick in the 2022 NBA Draft on June 23, 2022... Draft rights traded by the Minnesota Timberwolves to the Memphis Grizzlies for the draft rights to Walker Kessler (22nd overall) and TyTy Washington Jr. (29th overall) on June 23, 2022... Signed a multi-year contract with the Memphis Grizzlies on July 2, 2022.

2022-23 (Memphis): Appeared in 35 games as a reserve during his rookie season and averaged 3.0 points and 1.8 rebounds in 11.8 minutes while shooting 38.9% from the field... Missed 47 games... Sideline 20 games due to injury/illness, including two games (Oct. 29-31) with a non-COVID illness, six games (Nov. 30-Dec. 9) with left foot soreness, eight games (Feb. 28, March 5-17) with back soreness and the final four games of the regular season (April 4-9) with right calf soreness... DNP (Coach's Decision) 14 times... Inactive 13 games (Dec. 15-17, Dec. 29, Jan. 4-8, Jan. 11, Jan. 18, Feb. 7, Feb. 12, Feb. 23, March 24-26) while on assignment with the Memphis Hustle... Not with team once on Feb. 15... Scored in double figures three times... Totaled five points, two rebounds, one assist, one steal and one block in 13 minutes in his NBA debut on Oct. 19 vs. New York... **NBA G League:** Started all 17 regular season appearances for the Memphis Hustle and averaged 18.8 points, 4.9 rebounds, 2.6 assists and 1.06 steals in 29.2 minutes... Scored in double figures 15 times, including eight games with at least 20 points and two games with at least 30 points... Tallied 11 points in the Hustle's second round playoff game against Rio Grande Valley... **NBA Playoffs:** Missed all six games during the Grizzlies' first round series with the Los Angeles Lakers with right calf soreness.

COLLEGE CAREER

Played one season at the Wake Forest (2021-22)... Started all 33 appearances with the Demon Deacons and averaged 14.6 points, 6.6 rebounds, 3.7 assists and 1.67 steals in 34.1 minutes while shooting 55.9% from the field, 38.4% from 3-point range and 77.7% from the free throw line... Named to the 2021-22 All-ACC Second Team... Two-time ACC Player of the Week... Before transferring to Wake Forest, played two seasons at Indiana State University (2019-21), where he was named to the 2020-21 All-MVC Second Team and 2019-20 MVC All-Freshman Team.

BUSINESS OPS

MEDIA

COMMUNITY

HISTORY

PLAYOFFS

REVIEW

OPPONENTS

NBA

FEEDEEDROM

AT A GLANCE



JAKE LARAVIA

PERSONAL

Born Nov. 3, 2001 in Pasadena, Calif. and grew up in Indianapolis, Ind... Named an Indiana All-Star while at Lawrence Central High School.

REGULAR SEASON CAREER HIGHS

MIN	30	10/27/2022, MEM AT SAC	FT	2	11/4/2022, MEM VS CHA (2X)	AST	3	1/14/2023, MEM AT IND (3X)
FG	5	10/27/2022, MEM AT SAC	FTA	2	1/27/2023, MEM AT MIN (4X)	STL	1	1/23/2023, MEM AT SAC (12X)
FGA	12	11/20/2022, MEM AT BKN	OREB	2	3/29/2023, MEM VS LAC (6X)	TOV	3	11/13/2022, MEM AT WAS
3P	3	11/20/2022, MEM AT BKN (3X)	DREB	8	11/4/2022, MEM VS CHA	BLK	1	1/14/2023, MEM AT IND (4X)
3PA	9	11/20/2022, MEM AT BKN	REB	9	11/4/2022, MEM VS CHA (2X)	PTS	13	10/27/2022, MEM AT SAC



6 KENNETH LOFTON JR.

HEIGHT 6'8"

WEIGHT 275

POSITION FORWARD/CENTER

PRIOR TO NBA LA TECH

NBA SEASONS 1

NBA Regular Season Statistics

Season	TM	G	GS	MP	FG	FGA	FG%	3P	3PA	3P%	FT	FTA	FT%	ORB	DRB	TRB	AST	STL	BLK	TOV	PF	PTS	RPG	APG	PPG
2022-23	MEM	24	1	176	49	93	.527	6	17	.353	16	27	.593	19	32	51	20	5	2	12	28	120	2.1	0.8	5.0
CAREER		24	1	176	49	93	.527	6	17	.353	16	27	.593	19	32	51	20	5	2	12	28	120	2.1	0.8	5.0

NBA Playoffs Statistics

Season	TM	G	GS	MP	FG	FGA	FG%	3P	3PA	3P%	FT	FTA	FT%	ORB	DRB	TRB	AST	STL	BLK	TOV	PF	PTS	RPG	APG	PPG
2022-23	MEM	4	0	12	3	8	.375	0	2	.000	1	2	.500	1	2	3	1	0	0	0	0	7	0.8	0.3	1.8
CAREER		4	0	12	3	8	.375	0	2	.000	1	2	.500	1	2	3	1	0	0	0	0	7	0.8	0.3	1.8

NBA G League Statistics

Season	TM	G	GS	MP	FG	FGA	FG%	3P	3PA	3P%	FT	FTA	FT%	ORB	DRB	TRB	AST	STL	BLK	TOV	PF	PTS	RPG	APG	PPG
2022-23	MHU	17	15	485	125	232	.539	11	44	.250	49	75	.653	48	131	179	67	20	11	70	57	343	10.5	3.9	20.2
CAREER		17	15	485	125	232	.539	11	44	.250	49	75	.653	48	131	179	67	20	11	70	57	343	10.5	3.9	20.2

PRO CAREER

NBA Regular Season: Appeared in 24 games (one start) during his rookie season with the Memphis Grizzlies... Has averaged 5.0 points and 2.1 rebounds in 7.3 minutes while shooting 52.7% from the field... Has officially missed 25 games as a DNP (Coach's Decision), one game not with team and 32 games while on assignment to the NBA G League.. Has scored in double figures three times, including one game with at least 40 points... Grabbed double-digit rebounds once... Posted one double-double... Holds the Grizzlies' franchise rookie record for points in a single game, netting a career-high 42 points in his first career start on April 9, 2023 at Oklahoma City... Owns the highest scoring total by any player in his first career NBA start since the league began recording starts in the 1970-71 season.

NBA Playoffs: Has competed in four postseason games as a reserve for the Memphis Grizzlies... Has averaged 1.8 points in 3.0 minutes... DNP (Coach's Decision) twice.

NBA G League: Appeared in 17 games (15 starts) with the Memphis Hustle... Has averaged 20.2 points, 10.5 rebounds and 3.9 assists in 28.5 minutes... Named the NBA G League Rookie of the Year and selected to the All-NBA G League First Team and NBA G League All-Rookie Team in his first professional season... Has scored in double figures 16 times, including eight games with at least 20 points and two games with at least 30 points... Has grabbed double-digit rebounds 10 times... Has posted 10 career double-doubles.

NBA Transactions: Went unselected in the 2022 NBA Draft on June 23, 2022... Signed a two-way contract with the Memphis Grizzlies on July 2, 2022... Signed a multi-year contract with the Memphis Grizzlies on April 8, 2023.

Honors: NBA G League Rookie of the Year (2022-23)... All-NBA G League First Team (2022-23)... NBA G League All-Rookie Team (2022-23)... Jordan Rising Stars (2023).

2022-23 (Memphis): Appeared in 24 games (one start) during his rookie season and averaged 5.0 points and 2.1 rebounds in 7.3 minutes while shooting 52.7% from the field... Signed a multi-year contract with the Grizzlies on April 8 after playing the majority of the season on a two-way contract... Named to the 2023 Jordan Rising Stars as a member of the NBA G League Team as part of NBA All-Star Weekend 2023 in Salt Lake City... Also competed in the NBA G League NEXT UP Game on Feb. 19 during All-Star weekend... Missed 58 games... DNP (Coach's Decision) 25 times... Inactive 32 times (Nov. 6-22, Dec. 7-9, Dec. 15-31, Jan. 4-22, Jan. 27, Feb. 2, Feb. 7, Feb. 12, Feb. 23) while on a two-way transfer with the Memphis Hustle... Not with team once on Feb. 15... Recorded four points, one rebound and one assist in nine minutes in his NBA debut on Oct. 22 at Dallas... Scored in double figures four times, including one



KENNETH LOFTON JR.

game with at least 40 points... Grabbed double-digit rebounds once... Posted one double-double... Scored 11 points on March 17 at San Antonio, helping Memphis complete a franchise-record 29-point comeback victory... Posted career highs with 42 points (17-25 FG, 8-12 FT) and 14 rebounds in his first career start in the regular season finale on April 9 at Oklahoma City... His 42 points were the most by a player in his first start since the league began recording starts in the 1970-71 season and set a franchise rookie record for points in a game... The first player to record 40+ points and 10+ rebounds since starts were recorded and the first rookie with 40+ points and 10+ rebounds since **Blake Griffin**... The eighth rookie since 1984 with 42+ points and 14+ rebounds in a game (**Blake Griffin, Shaquille O'Neal, Derrick Coleman, Hakeem Olajuwon, Michael Jordan, Ralph Sampson**)... **NBA G League:** The NBA G League Rookie of the Year... Selected to the All-NBA G League First Team and NBA G League All-Rookie Team... Appeared in 17 regular season games (15 starts) for the Memphis Hustle and averaged 20.2 points, 10.4 rebounds, 3.9 assists and 1.24 steals in 28.5 minutes while shooting 54.1% from the field... Scored in double figures 16 times, including eight games with at least 20 points and two games with at least 30 points... Grabbed double-digit rebounds 10 times... Posted 10 double-doubles... Started all 13 games during the NBA G League Showcase Cup and averaged 25.1 points, 9.6 rebounds, 3.2 assists and 2.15 steals in 30.6 minutes while shooting 55.1% from the field... Posted 24 points and 10 rebounds in the Hustle's second round playoff game against Rio Grande Valley... **NBA Playoffs:** Came off the bench four times during the Grizzlies' first round series with the Los Angeles Lakers and averaged 1.8 points in 3.0 minutes... DNP (Coach's Decision) twice.

COLLEGE CAREER

Played two seasons at Louisiana Tech (2020-22)... Appeared in 65 games (61 starts) and averaged 14.3 points, 9.0 rebounds, 2.1 assists and 1.09 steals in 25.0 minutes while shooting 55.0% from the field and 63.7% from the free throw line... Two-time All-Conference USA selection, garnering First Team honors as a sophomore and Third Team as a freshman... Selected to the 2021-22 All-C-USA Tournament Team... Named the 2020-21 C-USA Freshman of the Year and selected to the 2020-21 C-USA All-Freshman Team... Two-time C-USA Player of the Week and nine-time C-USA Freshman of the Week.

PERSONAL

Born Aug. 14, 2002 in Port Arthur, Tex... Nickname is "Junior"... Led Port Arthur High School to 29 wins and a share of the 21-5A district title as a senior... Won a gold medal with USA Basketball at the 2021 FIBA U19 World Cup in Latvia... Anchored Team USA in scoring with an averaging 13.1 points and led the event by shooting 64.9% from the field, the highest by a USA player since 2013.

REGULAR SEASON CAREER HIGHS

MIN	40	4/9/2023, MEM AT OKC	FT	8	4/9/2023, MEM AT OKC	AST	3	4/5/2023, MEM AT NOP (2X)
FG	17	4/9/2023, MEM AT OKC	FTA	12	4/9/2023, MEM AT OKC	STL	2	3/24/2023, MEM VS HOU
FGA	25	4/9/2023, MEM AT OKC	OREB	6	4/9/2023, MEM AT OKC	TOV	2	4/9/2023, MEM AT OKC (3X)
3P	2	3/15/2023, MEM AT MIA	DREB	8	4/9/2023, MEM AT OKC	BLK	1	3/24/2023, MEM VS HOU (2X)
3PA	2	4/9/2023, MEM AT OKC (4X)	REB	14	4/9/2023, MEM AT OKC	PTS	42	4/9/2023, MEM AT OKC



12^{JA} MORANT

HEIGHT 6'2 1/2"

WEIGHT 175

POSITION GUARD

PRIOR TO NBA MURRAY STATE

NBA SEASONS 4

NBA Regular Season Statistics

Season	TM	G	GS	MP	FG	FGA	FG%	3P	3PA	3P%	FT	FTA	FT%	ORB	DRB	TRB	AST	STL	BLK	TOV	PF	PTS	RPG	APG	PPG
2019-20	MEM	67	67	2074	447	937	.477	60	179	.335	239	308	.776	51	208	259	488	58	18	220	110	1193	3.9	7.3	17.8
2020-21	MEM	63	63	2053	430	957	.449	73	241	.303	271	372	.728	59	193	252	465	57	13	203	87	1204	4.0	7.4	19.1
2021-22	MEM	57	57	1889	580	1177	.493	88	256	.344	316	415	.761	77	248	325	384	66	22	196	86	1564	5.7	6.7	27.4
2022-23	MEM	61	59	1948	566	1214	.466	92	300	.307	372	497	.748	61	296	357	493	66	16	206	100	1596	5.9	8.1	26.2
CAREER		248	246	7964	2023	4285	.472	313	976	.321	1198	1592	.753	248	945	1193	1830	247	69	825	383	5557	4.8	7.4	22.4

NBA Playoffs Statistics

Season	TM	G	GS	MP	FG	FGA	FG%	3P	3PA	3P%	FT	FTA	FT%	ORB	DRB	TRB	AST	STL	BLK	TOV	PF	PTS	RPG	APG	PPG
2020-21	MEM	5	5	203	55	113	.487	10	31	.323	31	40	.775	7	17	24	41	2	0	17	9	151	4.8	8.2	30.2
2021-22	MEM	9	9	338	81	184	.440	17	50	.340	65	87	.747	13	59	72	88	18	4	32	22	244	8.0	9.8	27.1
2022-23	MEM	5	5	187	45	106	.425	13	31	.419	20	26	.769	8	26	34	35	9	1	17	12	123	6.8	7.0	24.6
CAREER		19	19	728	181	403	.449	40	112	.357	116	153	.758	28	102	130	164	29	5	66	43	518	6.8	8.6	27.3

PRO CAREER

NBA Regular Season: Four-year veteran has appeared in 248 games (246 starts) with the Memphis Grizzlies... Has averaged 22.4 points, 4.8 rebounds and 7.4 assists in 32.1 minutes while shooting 47.2% from the field, 32.1% from 3-point range and 75.3% from the free throw line... Has officially missed 51 games due to injury, eight games due to a league suspension, one game for return to competition reconditioning and one game for rest... Has scored in double figures 236 times, including 149 games with at least 20 points, 54 games with at least 30 points, eight games with at least 40 points and one game with at least 50 points... Has grabbed double-digit rebounds 15 times... Has recorded double-digit assists 57 times... Has posted 59 double-doubles, including 11 triple-doubles... His longest career streak of games scoring in double figures is 61 (Dec. 20, 2021-Dec. 15, 2022)... His longest career streak of games scoring at least 20 points is 22 (Jan. 17-March 11, 2022), a franchise record... His longest career streak of games scoring at least 30 points is seven (Jan. 19-31, 2022), a franchise record... His longest career streak of games with double-digit assists is four (twice, last from Jan. 25-Feb. 1, 2023)... 2019-20 NBA Rookie of the Year and 2021-22 NBA Most Improved Player... 2021-22 All-NBA Second Team... Two-time NBA All-Star starter (2022, 2023) and the only player in franchise history to be named an All-Star in consecutive seasons... Two-time Western Conference Player of the Week... Holds the Grizzlies' single-game scoring record with 52 points on Feb. 28, 2022 vs. San Antonio and the single-season franchise scoring record (26.2 points in 2022-23).

NBA Playoffs: Has started all 19 playoff appearances and has averaged 27.3 points, 6.8 rebounds and 8.6 assists in 38.3 minutes while shooting 44.9% from the field, 35.7% from 3-point range and 75.8% from the free throw line... Missed four games due to injury... The fourth player in NBA history to score 100+ points through his first three career playoff games (**George Mikan**, **Wilt Chamberlain**, **Kareem Abdul-Jabbar**)... Has scored in double figures 19 times, including 13 games with at least 20 points, eight games with at least 30 points and three games with at least 40 points... Set the franchise playoff record with 47 points on May 26, 2021 at Utah and tied his record on May 3, 2022 vs. Golden State... Has grabbed double-digit rebounds three times... Has recorded double-digit assists eight times... Set the franchise playoff record with 15 assists on April 23, 2022 at Minnesota... Has posted 10 double-doubles, including one triple-double... Registered the first triple-double in franchise playoff history with 16 points, 10 rebounds and 10 assists on April 21, 2022 at Minnesota.

NBA Transactions: Selected by the Memphis Grizzlies with the second overall pick in the first round of the 2019 NBA Draft on June 20, 2019... Signed a multi-year contract with the Memphis Grizzlies on July 1, 2019... Signed a multi-year contract extension with the Memphis Grizzlies on July 6, 2022.

Honors: NBA Rookie of the Year (2019-20)... NBA All-Rookie First Team (2019-20)... NBA Rising Stars (2020, 2021)... NBA All-



JA MORANT

Star (2022 starter)... All-NBA Second Team (2021-22)... NBA Most Improved Player (2021-22)... Three-time Western Conference Rookie of the Month (October/November 2019, December 2019, January 2020)... Two-time Western Conference Player of the Week (Jan. 3, 2022; Jan. 10, 2022)... NBA All-Star (2023 starter).

2022-23 (Memphis): Appeared in 61 games (59 starts) during his fourth NBA season and averaged 26.2 points, 5.9 rebounds, 8.1 assists and 1.08 steals in 31.9 minutes while shooting 46.6% from the field, 30.7% from 3-point range and 74.8% from the free throw line... Voted a 2023 NBA All-Star starter, his second All-Star appearance, becoming the first player in franchise history to be named an All-Star in consecutive seasons... Started for Team Giannis on Feb. 19 at Vivint Arena in Salt Lake City... Set a single-season franchise record for scoring average, breaking the previous record held by **Shareef Abdur-Rahim** (23.0 points in 1998-99)... Set career highs for rebounds per game and assists per game... Ranked T-10th in the NBA in scoring and seventh in assists... Led the Grizzlies in scoring, assists per game and steals per game... Missed 21 games... Sidelined 12 games due to injury/illness, including one game (Oct. 29) with a non-COVID illness, one game (Nov. 20) with a left ankle sprain, three games (Dec. 12, Jan. 8-9) with right thigh soreness, three games (Nov. 13, Dec. 5, Jan. 23) with left ankle soreness, one game (Feb. 5) with right wrist soreness, one game (March 28) with right thigh soreness, one game (April 5) with left hip soreness and one game (April 9) with right hand soreness... Not with team eight games (March 5-18) due to a league suspension... Missed one game (March 20) due to return to competition conditioning... Scored in double figures 60 times, including 49 games with at least 20 points, 21 games with at least 30 points and one game with at least 40 points... Grabbed double-digit rebounds eight times... Recorded double-digit assists 19 times (14-5 record)... Posted 20 double-doubles, including seven triple-doubles... Scored 34 points in the season opener on Oct. 19 vs. New York, increasing his career opening-night scoring average to 32.3 points... Recorded a season-high 49 points (17-26 FG, 5-6 3P, 10-13 FT) on Oct. 21 at Houston... Registered his fifth career triple-double, tying **Marc Gasol**'s franchise record, with 27 points, 10 rebounds and 14 assists on Nov. 27 at New York... Scored 21 of his 33 points in the third quarter on Dec. 4 at Detroit, setting a new career high for points in a quarter... Posted his sixth career triple-double with 26 points, a career-high tying 13 rebounds and 11 assists on Dec. 7 vs. Oklahoma City, surpassing Marc Gasol for the most triple-doubles in franchise history... Recorded 25 points, 10 rebounds and 10 assists on Dec. 15 vs. Milwaukee, becoming the first player to register a triple-double within the first three quarters... Had 19 points and a career-high 17 assists on Dec. 29 at Toronto... Recorded consecutive triple-doubles for the first time in his career from Jan. 27-29... Posted 39 points, 10 rebounds and 10 assists on Feb. 28 vs. LA Lakers, recording the highest-scoring quarter in franchise history with 28 points in the third period (the most scored in a quarter by any NBA player in 2022-23)... **NBA Playoffs:** Started all five appearances during the Grizzlies' first round series with the Los Angeles Lakers and averaged 24.6 points, 6.8 rebounds, 7.0 assists and 1.8 steals in 37.4 minutes while shooting 42.5% from the field, 41.9% from 3-point range and 76.9% from the free throw line... Missed one game (April 19) with right hand soreness... Scored in double figures five times, including two games with at least 30 points and one game with at least 40 points... Grabbed double-digit rebounds once... Recorded double-digit assists once... Posted two double-doubles... Registered 45 points, nine rebounds and 13 assists on April 22 at LA Lakers, scoring 24 points (22 consecutive) in the fourth quarter.

2021-22 (Memphis): Started all of his 57 appearances during his third NBA season and averaged 27.4 points, 5.7 rebounds, 6.7 assists and 1.16 steals in 33.1 minutes while shooting 49.3% from the field, 34.4% from 3-point range and 76.1% from the free throw line... Selected to the 2021-22 All-NBA Second Team... Named the 2021-22 NBA Most Improved Player... Voted a 2022 NBA All-Star starter, his first All-Star appearance, becoming the fourth (and youngest) player in franchise history to be named an All-Star and the second to be selected as a starter... Became the first guard in franchise history to play in the NBA All-Star Game, starting for Team Durant on Feb. 20 at Rocket Mortgage FieldHouse in Cleveland... Selected Western Conference Player of the Week in back-to-back weeks (Jan. 3, Jan. 10) during Memphis' franchise-record 11-game winning streak... Set career highs for points per game, rebounds per game and steals per game... Led the team in scoring and assists... Led the NBA in points in the paint (16.6), becoming the first guard to lead the league in the category since the stat was officially kept in 1996-97... Sidelined 25 games due to injury, including 12 games (Nov. 28-Dec. 19) with a left knee sprain (in health and safety protocols from Dec. 8-17), one game (Jan. 8) with left thigh soreness, one game (Feb. 15) with left ankle soreness, one game (March 15) with back soreness, eight games (March 20-April 7) with right knee soreness and one game (April 10) under return from injury management (right knee)... Scored in double figures 56 times, including 46 games with at least 20 points, 24 games with at least 30 points, six games with at least 40 points and one 50-point performance... Grabbed double-digit rebounds four times... Recorded double-digit assists seven times... Posted 10 double-doubles, including one triple-double... Scored 37 points (17-29 FG, 1-4 3P, 2-2 FT) in the season opener on Oct. 20 vs. Cleveland, including 30 points in the paint... Posted 40 points (13-21 FG, 5-7 3P, 9-11 FT) and 10 assists on Oct. 24 at LA Lakers, the first 40-10 game in franchise history... Set a career high with five 3-pointers made in that game... Reached 1,000 career assists on Nov. 1 vs. Denver, becoming the sixth-fastest player in NBA history to record 2,500+ points and 1,000+ assists... Registered 32 points and seven assists on Nov. 22 at Utah, assisting on **Jaren Jackson Jr.**'s game-winning 3-pointer with 5.7 seconds left... Became the youngest player in NBA history to average 25+ points per game during a double-digit winning streak by averaging 26.6 points during Memphis' 11-game streak from Dec. 26-Jan. 13... Scored 33 points (14-25 FG, 3-5 3P, 2-4 FT) and sank the game-winning basket with 0.5 seconds remaining in Memphis' 114-113 win on Dec. 27 at Phoenix... Recorded 41 points (13-27 FG, 6-7 3P, 9-12 FT), setting a career high for 3-pointers made, and 10 rebounds on Dec. 29 vs. LA Lakers, his franchise-record third career 40-point performance in the regular season... Became the second player since the NBA/ABA merger (**James Harden**) to score 40+ points in consecutive matchups against the Lakers and the first player since **Bob McAdoo** in 1974 to post consecutive 40-point double-doubles against the Lakers... Became the first Grizzlies player to record multiple 40-point games in the same regular season... Recorded his franchise-record fourth consecutive game with 30+ points by scoring 36 points (14-22 FG, 2-4 3P, 6-10 FT) on Jan. 3 at Brooklyn... Had 29 points and eight assists on Jan. 11 vs. Golden State... Set a franchise record



by scoring 30+ points in seven straight games from Jan. 19-31... Registered 33 points, eight rebounds, and 14 assists on Jan. 19 at Milwaukee... Scored 41 points on Jan. 26 at San Antonio... Recorded his fourth career triple-double with 30 points, 10 rebounds and 10 assists on Jan. 28 vs. Utah, the highest-scoring triple-double in franchise history... Posted 44 points (11-20 FG, 21-25 FT) and 11 assists on Feb. 16 vs. Portland, setting single-game franchise records for free throws made and attempted... Scored 46 points (15-28 FG, 3-4 3P, 13-15 FT), eclipsing **Mike Miller's** single-game franchise record, on Feb. 26 at Chicago... Set a new single-game franchise scoring record with a career-high 52 points (22-30 FG, 4-4 3P, 4-7 FT), the first 50-point game in team history, in 34 minutes in Memphis' next game on Feb. 28 vs. San Antonio, also setting a club record for field goals made and points in the paint (34)... Became the first NBA player to set his franchise's single-game scoring record in consecutive games since **Tony Campbell** did so for Minnesota in 1989... **NBA Playoffs:** Started all nine appearances in helping the Grizzlies reach the Western Conference Semifinals... Averaged 27.1 points, 8.0 rebounds, 9.8 assists and 2.00 steals in 37.5 minutes while shooting 44.0% from the field, 34.0% from 3-point range and 74.7% from the free throw line... Missed three games due to injury... Scored in double figures in all nine games, including six games with at least 20 points, five games with at least 30 points and one game with at least 40 points... Grabbed double-digit rebounds twice... Recorded double-digit assists five times... Posted six double-doubles, including one triple-double... Averaged 21.5 points, 8.7 rebounds, 10.5 assists and 1.50 steals in 37.1 minutes in Memphis' 4-2 first round series victory over the Minnesota Timberwolves... Became the first Grizzlies player to record a triple-double in a playoff game with 16 points, 10 rebounds and 10 assists on April 21 at Minnesota... Registered a franchise playoff record and postseason career high with 15 assists on April 23 at Minnesota... Totaled 30 points, including 18 in the fourth quarter, a playoff career-high 13 rebounds and nine assists on April 26 vs. Minnesota... Became the youngest player in at least 30 years to record six straight double-doubles in the playoffs when he did so from April 19-May 1... Averaged 38.3 points, 6.7 rebounds, 8.3 assists and 3.00 steals in 38.4 minutes in the first three games of the Grizzlies' conference semifinals series against the Golden State Warriors... Missed the final three games of the semifinals with a right knee bone bruise... Matched his franchise playoff scoring record with 47 points (15-31 FG, 5-12 3P, 12-13 FT) on May 3 vs. Golden State, which including the Grizzlies' final 15 points of the game... Became the third player in NBA history to record multiple performances of at least 45 points in the playoffs before turning 23 years old, joining **Kobe Bryant** and **LeBron James**.

2020-21 (Memphis): Started all 63 games in his second NBA season and averaged 19.1 points, 4.0 rebounds and 7.4 assists in 32.6 minutes while shooting 44.9% from the field, 30.3% from 3-point range and 72.8% from the free throw line... At 21 years old, became the fifth-youngest player in NBA history to lead a playoff team in both points per game and assists per game during the regular season... Established career highs in points per game, rebounds per game and assists per game... Named to the 2021 NBA Rising Stars as part of NBA All-Star Weekend in Atlanta... Missed nine games due to injury, including eight games (Dec. 30-Jan. 13) due to a left ankle sprain sustained on Dec. 28 at Brooklyn and one game (May 14) with back soreness... Scored in double figures 58 times, including 25 games with at least 20 points, eight games with at least 30 points and one game with at least 40 points... Grabbed double-digit rebounds once... Recorded double-digit assists 15 times... Posted 14 double-doubles, including one triple-double... Scored a career-high 44 points (18-27 FG, 1-2 3P, 7-8 FT) with nine assists in the regular season opener on Dec. 23 vs. San Antonio, tying **Bryant Reeves'** single-game franchise record for field goals made (April 19, 1997)... Scored 34 points in the second half, tying **Jaren Jackson Jr.'s** franchise record for points in a single half (Dec. 13, 2019)... Became the youngest player in NBA history (21 yrs, 135 days) to score at least 40 points in a regular season opener... Recorded his third career triple-double with 15 points, a season-high 11 rebounds and a season-high 12 assists on Feb. 17 vs. Oklahoma City... Posted 35 points (11-18 FG, 2-3 3P, 11-14 FT), five rebounds and 10 assists on March 2 at Washington, tying a career high for free throws made... Followed with 35 points (11-25 FG, 3-13 3P, 10-11 FT), six rebounds and five assists on March 4 vs. Milwaukee, becoming the first player in franchise history to score 35+ points in consecutive games... Sank the go-ahead layup with 1.2 seconds remaining on March 17 vs. Miami... Totaled 36 points (13-24 FG, 2-5 3P, 8-11 FT), eight rebounds, 12 assists and a season-high tying three steals in a career-high 45 minutes on April 19 at Denver... Posted 33 points (11-17 FG) and a season-high 13 assists with zero turnovers on April 23 at Portland... Shot 40.9% from 3-point range in April... Recorded 37 points and 10 assists on May 5 at Minnesota... Tied his career high with four 3-pointers on May 6 at Detroit... **Play-In:** Averaged 27.5 points, 6.0 rebounds, 6.0 assists and 2.50 steals in 43.5 minutes in two play-in games... Recorded 20 points, six rebounds and six assists in 41 minutes in the Nine-Ten Game on May 19 vs. San Antonio... Tallied 35 points (14-29 FG, 5-10 3P), six rebounds, six assists and four steals in 46 minutes in an overtime over Golden State in the final play-in game to help Memphis secure the No. 8 seed in the Western Conference Playoffs... **NBA Playoffs:** Started all five games and averaged 30.2 points, 4.8 rebounds and 8.2 assists in 40.6 minutes while shooting 48.7% from the field, 32.3% from 3-point range and 77.5% from the free throw line during the Grizzlies' first round series with the Utah Jazz... Set franchise records for scoring average, points scored (151), assists per game in a playoff series... Scored at least 20 points in all five games, including one game with at least 40 points... Recorded double-digit assists twice... Posted two double-doubles... Scored 26 points in his playoffs debut, leading the No. 8 seed Grizzlies to a road win over the No. 1 seed Jazz on May 23... Scored a franchise playoff record 47 points (15-26 FG, 2-7 3P, 15-20 FT) on May 26 at Utah, the most points scored by a Grizzlies player in any regular season or postseason game... Became the second-youngest player in NBA history to score 45+ points in a playoff game (**LeBron James** in 2006)... Totaled 73 points in his first two career playoff games, the most by any player since the BAA/NBL merger to form the NBA in 1950... Totaled 101 points in his first three career playoff games, becoming the fourth player in NBA history to reach 100 points in his first three playoff appearances (**George Mikan** in 1949, **Wilt Chamberlain** in 1960, **Kareem Abdul-Jabbar** in 1970)... Recorded his first career playoff double-double with 23 points and a playoff career-high 12 assists on May 31 vs. Utah, becoming the first player in franchise playoff history to register 20+ points and 10+ assists and one of seven players to record 20+ points and 10+ assists in a playoff game at age 21 or younger (**Magic Johnson**, **Tracy McGrady**, **Tony Parker**, **LeBron James**, **Derrick Rose**, **Luka Dončić**)... Had 27 points and 11 assists on

INTRO

PLAYERS

EXECUTIVE

BASKETBALL OPS

BUSINESS OPS

MEDIA

COMMUNITY

HISTORY

PLAYOFFS

REVIEW

OPPONENTS

NBA

FEDERATION

AT A GLANCE



JA MORANT

June 2 at Utah, joining Magic Johnson, LeBron James and Derrick Rose as the only players in NBA history with multiple games with 20+ points and 10+ assists while 21 or under... His five straight 20-point games tied **Dillon Brooks** (2021) and **Mike Conley** (2017) for the longest streak in franchise playoff history.

2019-20 (Memphis): Started all 67 of his appearances during his rookie season and averaged 17.8 points, 3.9 rebounds and 7.3 assists in 31.0 minutes while shooting 47.7% from the field, 33.5% from 3-point range and 77.6% from the free throw line... Named the NBA Rookie of the Year... Selected to the NBA All-Rookie First Team (as the lone unanimous selection) alongside teammate **Brandon Clarke**... Three-time Western Conference Rookie of the Month (October/November 2019, December 2019, January 2020), tying the franchise record for monthly rookie honors (**Pau Gasol**, 2001-02) and becoming the first player in franchise history to win the award in consecutive months... Became one of seven rookies in NBA history to average at least 17 points and seven assists per game, joining **Oscar Robertson** (1960-61), **Magic Johnson** (1979-80), **Isiah Thomas** (1981-82), **Damon Stoudamire** (1995-96), **Allen Iverson** (1996-97) and **Trae Young** (2018-19)... Selected to the 2020 NBA Rising Stars as part of NBA All-Star Weekend 2020 and posted 10 points, five rebounds and six assists in 20 minutes to lead the U.S. Team to a 151-131 win over Team World on Feb. 15 in Chicago... Ranked eighth in the NBA in total assists (488) and 10th in assists per game... Led all qualifying rookies in scoring average and assists per game, the first player to lead rookies in both of those categories since 2013-14... Led first-year players in double-doubles and triple-doubles... Set franchise rookie records for total assists and assists per game... Missed six games... Sat one game (Nov. 9) for rest... Sidelined five games due to injury, including four games (Dec. 1-7) with back soreness and one game (Dec. 13) due to injury maintenance (back)... Placed sixth in the league in fourth-quarter scoring average (7.0 points), tying **Allen Iverson** (7.0 in 1996-97) for the highest fourth-quarter scoring average by a rookie since the NBA began keeping quarterly statistics in 1996-97... Scored in double figures 62 times, including 29 games with at least 20 points and one game with at least 30 points... Grabbed double-digit rebounds twice... Recorded double-digit assists 16 times... Posted 15 double-doubles, including two triple-doubles... Scored a career-high 30 points (13-22 FG, 1-2 3P, 3-4 FT) and nine assists, assisting on **Jae Crowder's** buzzer-beating 3-pointer in overtime, in his third career game on Oct. 27 vs. Brooklyn... Became the third player in NBA history (**Isiah Thomas** in 1981, **Trae Young** in 2018) to record at least 30 points and nine assists in one of his first three career games... The first Grizzlies player to score at least 30 points in one of his first three career games... Recorded his first career double-double with 23 points and 11 assists on Nov. 13 at Charlotte, making the game-winning layup with 0.7 seconds remaining... Became the youngest player (20 years, 95 days) to make a game-winning shot with under one second remaining in 10 years (**Tyreke Evans** on Dec. 19, 2009)... Posted 26 points, six assists and a career-high five steals on Nov. 23 at LA Lakers... Became the first rookie in franchise history to record point-assist double-doubles in consecutive games (Nov. 25-27)... Posted 22 points, seven rebounds and a franchise single-game rookie-record 14 assists on Jan. 10 vs. San Antonio... Registered 26 points (10-11 FG, 3-4 3P, 3-3 FT), five rebounds and eight assists on Jan. 14 vs. Houston, becoming the first rookie in NBA history to post at least 25 points and eight assists while shooting at least 90% from the field... Posted 18 points and 10 assists in 28 minutes with a franchise-record tying +42 plus-minus on Jan. 29 at New York... Posted 27 points, 10 rebounds and 10 assists on Feb. 9 at Washington, becoming the fourth-youngest player in NBA history to record a 25-point triple-double (**Luka Doncic**, **LeBron James**, **Shareef Abdur-Rahim**)... Totaled 27 points and 14 assists on Feb. 29 vs. LA Lakers, tying his own franchise rookie record for assists... Tallied 24 points (8-12 FG, 4-4 3P, 4-6 FT) on March 7 vs. Atlanta... Averaged 19.0 points, 6.4 rebounds and a league-high 9.9 assists in 37.8 minutes during the Grizzlies' eight-game seeding schedule at Walt Disney World in Orlando... Posted 26 points (7-13 FG, 1-4 3P, 11-15 FT) and 13 assists, setting career highs for free throws made and attempted, on Aug. 11 vs. Boston... Recorded his second career triple-double with 12 points, a career-high 13 rebounds and 10 assists in the regular season finale on Aug. 13 vs. Milwaukee... **Play-In:** Registered a game-high 35 points (13-28 FG, 3-6 3P, 6-8 FT), including 23 in the second half, four rebounds and eight assists in 42 minutes in Memphis' play-in game on Aug. 15 vs. Portland.

COLLEGE CAREER

Starred for two years at Murray State University (2017-19), where as a sophomore he became the first player to average at least 20 points and 10 assists per game since the NCAA began to recognize assists officially in 1983-84... Started all of his 65 games with the Racers and averaged 18.7 points, 6.1 rebounds, 8.2 assists and 1.35 steals in 35.3 minutes while shooting 48.5% from the field, 34.3% from 3-point range and 81.0% from the free throw line... Named the 2019 OVC Player of the Year and OVC Tournament MVP before leading Murray State to the second round of the NCAA Tournament... A consensus 2019 All-American selection... Recipient of the 2019 Lute Olson Award and 2019 Bob Cousy Award as the nation's best point guard and selected to The 2019 Wooden Award All-American Team... Two-time selection for the All-OVC First Team (2018, 2019)... Scored in double figures 57 times, including 27 games with at least 20 points, six games with at least 30 points and one 40-point performance during his collegiate career... Recorded 26 double-doubles, including four triple-doubles.



PERSONAL

Born Aug. 10, 1999 in Dalzell, S.C... Full name is Temetrius Jamel Morant... Son of Tee and Jamie Morant... Named South Carolina 3A All-State as a junior and senior at Crestwood High School... A three-time South Carolina All-State selection and three-time Region MVP... Finished as Crestwood's all-time leading scorer with 1,679 points... Averaged 27 points, eight rebounds and eight assists per game as a senior (2016-17).

INFO

PLAYERS

EXECUTIVE

BASKETBALL
OPS

BUSINESS
OPS

MEDIA

COMMUNITY

HISTORY

PLAYOFFS

REVIEW

OPPONENTS

NBA

REGULAR SEASON CAREER HIGHS

MIN 45 4/19/2021, MEM AT DEN
FG 22 2/28/2022, MEM VS SAS
FGA 34 3/11/2022, MEM VS NYK
3P 6 12/29/2021, MEM VS LAL
3PA 13 3/4/2021, MEM VS MIL

FT 21 2/16/2022, MEM VS POR
FTA 25 2/16/2022, MEM VS POR
OREB 7 1/23/2022, MEM AT DAL
DREB 11 11/12/2021, MEM VS PHO
REB 13 12/7/2022, MEM VS OKC (3X)

AST 17 12/29/2022, MEM AT TOR
STL 5 11/23/2019, MEM VS LAL
TOV 9 1/31/2022, MEM AT PHI (2X)
BLK 2 10/21/2022, MEM AT HOU (9X)
PTS 52 2/28/2022, MEM VS SAS



21 DAVID RODDY

HEIGHT 6'5"

WEIGHT 255

POSITION FORWARD

PRIOR TO NBA COLORADO STATE

NBA SEASONS 1

NBA Regular Season Statistics

Season	TM	G	GS	MP	FG	FGA	FG%	3P	3PA	3P%	FT	FTA	FT%	ORB	DRB	TRB	AST	STL	BLK	TOV	PF	PTS	RPG	APG	PPG
2022-23	MEM	70	4	1258	180	420	.429	65	212	.307	41	65	.631	50	143	193	59	29	19	57	107	466	2.8	0.8	6.7
CAREER		70	4	1258	180	420	.429	65	212	.307	41	65	.631	50	143	193	59	29	19	57	107	466	2.8	0.8	6.7

NBA Playoffs Statistics

Season	TM	G	GS	MP	FG	FGA	FG%	3P	3PA	3P%	FT	FTA	FT%	ORB	DRB	TRB	AST	STL	BLK	TOV	PF	PTS	RPG	APG	PPG
2022-23	MEM	6	0	76	8	29	.276	6	20	.300	1	1	1.000	4	13	17	4	0	2	1	6	23	2.8	0.7	3.8
CAREER		6	0	76	8	29	.276	6	20	.300	1	1	1.000	4	13	17	4	0	2	1	6	23	2.8	0.7	3.8

NBA G League Statistics

Season	TM	G	GS	MP	FG	FGA	FG%	3P	3PA	3P%	FT	FTA	FT%	ORB	DRB	TRB	AST	STL	BLK	TOV	PF	PTS	RPG	APG	PPG
2022-23	MHU	4	4	132	28	66	.424	11	30	.367	10	16	.625	4	12	16	11	3	0	9	5	82	4.0	2.8	20.5
CAREER		4	4	132	28	66	.424	11	30	.367	10	16	.625	4	12	16	11	3	0	9	5	82	4.0	2.8	20.5

PRO CAREER

NBA Regular Season: Appeared in 70 games (four starts) during his rookie season with the Memphis Grizzlies... Has averaged 6.7 points and 2.8 rebounds in 18.0 minutes while shooting 42.9% from the field, 30.7% from 3-point range and 63.1% from the free throw line... Has officially missed eight games as a DNP (Coach's Decision), one game not with team and three games while on assignment to the NBA G League... Has scored in double figures 17 times, including one game with at least 20 points.

NBA Playoffs: Has competed in six postseason games as a reserve for the Memphis Grizzlies... Has averaged 3.8 points and 2.8 rebounds in 12.7 minutes.

NBA G League: Started all three games with the Memphis Hustle... Has averaged 21.7 points, 4.3 rebounds and 2.3 assists in 34.3 minutes while shooting 42.4% from the field... Has scored in double figures four times, including two games with at least 20 points.

NBA Transactions: Selected by the Philadelphia 76ers with the 23rd overall pick in the 2022 NBA Draft on June 23, 2022... Draft rights traded by the Philadelphia 76ers with Danny Green to the Memphis Grizzlies for De'Anthony Melton on June 24, 2022... Signed a multi-year contract with the Memphis Grizzlies on July 2, 2022.

2022-23 (Memphis): Appeared in 70 games (four starts) during his rookie season and averaged 6.7 points and 2.8 rebounds in 18.0 minutes while shooting 42.9% from the field, 30.7% from 3-point range and 63.1% from the free throw line... Missed 12 games... DNP (Coach's Decision) eight times... Inactive three times (Dec. 29, Jan. 18, Feb. 12) while on assignment to the NBA G League's Memphis Hustle... Not with team once (Feb. 15)... Scored in double figures 17 times, including one game with at least 20 points... Recorded two rebounds and one assist in 13 minutes in his NBA debut on Oct. 19 vs. New York... Scored a career-high 24 points (10-13 FG, 4-7 3P) on March 11 vs. Dallas, including 17 points (7-8 FG) in the fourth quarter to help Memphis overcome an 11-point third-quarter deficit... **NBA G League:** Started all four regular season appearances for the Memphis Hustle and averaged 20.5 points, 4.0 rebounds and 2.8 assists in 33.0 minutes... Scored in double figures in all four games, including two games with at least 20 points... **NBA Playoffs:** Came off the bench in all six games during the Grizzlies' first round series with the Los Angeles Lakers and averaged 3.8 points and 2.8 rebounds in 12.7 minutes.



COLLEGE CAREER

Played three seasons at Colorado State (2018-21)... Appeared in 91 games (76 starts) for the Rams and averaged 15.5 points, 7.4 rebounds and 2.4 assists in 29.9 minutes while shooting 52.2% from the field, 31.9% from 3-point range and 73.9% from the free throw line... Named the 2021-22 Mountain West Conference Player of the Year after averaging 19.2 points, 7.5 rebounds, 2.9 assists, 1.16 steals and 1.06 blocks in 32.9 minutes and shooting 57.1% from the field and 43.8% from 3-point range during his junior year... As a junior, led Colorado State to the NCAA Tournament for the first time since 2013 and helped the Rams earn the highest seed (No. 6) in program history... Two-time All-MVC First Team selection (2021, 2022)... Named to the 2022 Mountain West All-Tournament Team... Two-time Mountain West Player of the Week.

PERSONAL

Born March 27, 2001 in Minneapolis, Minn... Honored as the 2019 Minnesota Male High School Athlete of the Year for his performance in football, basketball and track and field for Breck High School... A finalist for Minnesota Mr. Basketball and the McDonald Award in his senior year, he averaged team highs of 29.7 points (second in the state), 16.6 rebounds, 3.8 assists and 2.2 blocks to help guide Breck to a 20-5 overall record... A finalist for Minnesota Mr. Football for his play at quarterback for Breck... Also competed in track and field in high school, where he earned second in the shot put and captured the state title in the discus by nearly four feet at the 2019 state championships..

INFO

PLAYERS

EXECUTIVE

BASKETBALL
OPS

BUSINESS
OPS

MEDIA

COMMUNITY

HISTORY

PLAYOFFS

REVIEW

OPPONENTS

NBA

REGULAR SEASON CAREER HIGHS

MIN	43	4/9/2023, MEM AT OKC	FT	4	3/22/2023, MEM VS HOU (2X)	AST	5	4/9/2023, MEM AT OKC
FG	10	3/11/2023, MEM VS DAL	FTA	6	12/9/2022, MEM VS DET	STL	3	12/20/2022, MEM AT DEN
FGA	19	4/9/2023, MEM AT OKC	OREB	3	3/31/2023, MEM VS LAC (2X)	TOV	4	1/27/2023, MEM AT MIN (2X)
3P	4	4/4/2023, MEM VS POR (2X)	DREB	7	1/16/2023, MEM VS PHO	BLK	2	12/9/2022, MEM VS DET (3X)
3PA	8	4/9/2023, MEM AT OKC	REB	8	1/16/2023, MEM VS PHO	PTS	24	3/11/2023, MEM VS DAL



23 DERRICK ROSE

HEIGHT 6'3"

WEIGHT 200

POSITION GUARD

PRIOR TO NBA MEMPHIS

NBA SEASONS 14

NBA Regular Season Statistics

Season	TM	G	GS	MP	FG	FGA	FG%	3P	3PA	3P%	FT	FTA	FT%	ORB	DRB	TRB	AST	STL	BLK	TOV	PF	PTS	RPG	APG	PPG
2022-23	MEM	61	59	1948	566	1214	.466	92	300	.307	372	497	.748	61	296	357	493	66	16	206	100	1596	5.9	8.1	26.2
2008-09	CHI	81	80	3000	574	1208	.475	16	72	.222	197	250	.788	96	221	317	512	66	18	202	125	1361	3.9	6.3	16.8
2009-10	CHI	78	78	2871	672	1373	.489	16	60	.267	259	338	.766	65	228	293	469	57	27	217	96	1619	3.8	6.0	20.8
2010-11	CHI	81	81	3026	711	1597	.445	128	385	.332	476	555	.858	81	249	330	623	85	51	278	136	2026	4.1	7.7	25.0
2011-12	CHI	39	39	1375	302	695	.435	54	173	.312	194	239	.812	26	105	131	307	35	28	119	52	852	3.4	7.9	21.8
2012-13	CHI										DID NOT PLAY (INJURY)														
2013-14	CHI	10	10	311	58	164	.354	16	47	.340	27	32	.844	9	23	32	43	5	1	34	15	159	3.2	4.3	15.9
2014-15	CHI	51	51	1530	338	835	.405	76	271	.280	152	187	.813	35	126	161	251	36	16	161	63	904	3.2	4.9	17.7
2015-16	CHI	66	66	2097	447	1048	.427	44	150	.293	142	179	.793	46	179	225	311	44	14	175	84	1080	3.4	4.7	16.4
2016-17	NYK	64	64	2082	460	977	.471	13	60	.217	221	253	.874	66	180	246	283	44	17	147	84	1154	3.8	4.4	18.0
2017-18	TOT	25	7	420	81	186	.435	7	30	.233	40	46	.870	13	22	35	37	7	4	35	16	209	1.4	1.5	8.4
2018-19	MIN	51	13	1392	363	753	.482	54	146	.370	137	160	.856	33	107	140	220	31	12	82	57	917	2.7	4.3	18.0
2019-20	DET	50	15	1298	369	753	.490	45	147	.306	121	139	.871	27	94	121	278	40	16	126	49	904	2.4	5.6	18.1
2020-21	TOT	50	3	1279	287	611	.470	50	129	.388	110	127	.866	20	110	130	209	49	19	78	56	734	2.6	4.2	14.7
2021-22	NYK	26	4	636	122	274	.445	37	92	.402	30	31	.968	21	57	78	103	22	12	39	15	311	3.0	4.0	12.0
2022-23	NYK	27	0	338	61	159	.384	19	63	.302	11	12	.917	8	32	40	46	7	5	22	18	152	1.5	1.7	5.6
CAREER		699	511	21655	4845	10633	.456	575	1825	.315	2117	2548	.831	546	1733	2279	3692	528	240	1715	866	12382	3.3	5.3	17.7

NBA Playoffs Statistics

Season	TM	G	GS	MP	FG	FGA	FG%	3P	3PA	3P%	FT	FTA	FT%	ORB	DRB	TRB	AST	STL	BLK	TOV	PF	PTS	RPG	APG	PPG
2008-09	CHI	7	7	313	59	120	.492	0	4	.000	20	25	.800	12	32	44	45	4	5	35	25	138	6.3	6.4	19.7
2009-10	CHI	5	5	212	57	125	.456	2	6	.333	18	22	.818	4	13	17	36	4	0	13	8	134	3.4	7.2	26.8
2010-11	CHI	16	16	649	149	376	.396	25	101	.248	111	134	.828	20	49	69	123	22	11	59	33	434	4.3	7.7	27.1
2011-12	CHI	1	1	37	9	23	.391	3	6	.500	2	2	1.000	3	6	9	9	1	1	5	1	23	9.0	9.0	23.0
2014-15	CHI	12	12	454	93	235	.396	23	66	.348	35	39	.897	13	45	58	78	14	6	38	22	244	4.8	6.5	20.3
2017-18	MIN	5	0	119	29	57	.509	7	10	.700	6	7	.857	1	8	9	13	2	0	8	9	71	1.8	2.6	14.6
2020-21	NYK	5	3	175	40	84	.476	8	17	.471	9	9	1.000	4	16	20	25	2	1	8	5	97	4.0	5.0	19.4
2022-23	NYK	1	0	3	0	4	.000	0	1	.000	0	0	=	0	0	0	1	0	0	0	0	0	0.0	1.0	0.0
CAREER		52	44	1962	436	1024	.426	68	211	.322	201	238	.845	57	169	226	330	49	24	166	103	1141	4.3	6.3	21.9

PRO CAREER

NBA Regular Season: Fourteen-year NBA veteran has appeared in 699 regular season games for the Chicago Bulls, New York Knicks, Cleveland Cavaliers, Minnesota Timberwolves and Detroit Pistons... Has averaged 17.7 points, 3.3 rebounds and 5.3 assists in 31.0 minutes while shooting 45.6% from the field, 31.5% from 3-point range and 83.1% from the free throw line... Has scored in double figures 587 times, including 293 games with at least 20 points, 56 games with at least 30 points, three games with at least 40 points and one 50-point performance... His longest career streak of consecutive games scoring in double figures is 66 (Dec. 18, 2010-Jan. 6, 2012), and his longest career streak of consecutive games with at least 20 points is 14 (Jan. 4-31, 2020)... Has grabbed double-digit rebounds seven times... Has recorded double-digit assists 55 times... Has posted 59 double-doubles, including one triple-double on Jan. 17, 2011 at Memphis... 2010-11 NBA MVP... Three-time NBA All-Star (2010, 2011, 2012) and two-time starter (2011, 2012)... 2010-11 All-NBA First Team... 2008-09 NBA Rookie of the Year... Two-time Eastern Conference Player of the Month (April 2010, March 2011)... Five-time Eastern Conference Player of the Week.

NBA Playoffs: Has competed in 52 postseason games (44 starts) for the Chicago Bulls, Minnesota Timberwolves and New York Knicks and has averaged 21.9 points, 4.3 rebounds and 6.3 assists in 37.7 minutes while shooting 42.6% from the field, 32.2% from 3-point range and 84.5% from the free throw line... Has scored in double figures 48 times, including 30 games with at least 20 points, 12 games with at least 30 points and one game with at least 40 points... Has grabbed double-digit rebounds once... Has recorded double-digit assists nine times... Has posted 10 double-doubles.



NBA Transactions: Selected by the Chicago Bulls with the first overall pick in the 2008 NBA Draft on June 26, 2008... Signed a multi-year contract with the Chicago Bulls with July 1, 2008... Signed a multi-year extension with the Chicago Bulls on Dec. 21, 2011... Traded by the Chicago Bulls with Justin Holiday and a 2017 second round draft pick to the New York Knicks for Jose Calderon, Jerian Grant and Robin Lopez on June 22, 2016... Signed a contract with the Cleveland Cavaliers on July 25, 2017... Traded by the Cleveland Cavaliers with Jae Crowder and a 2024 second round draft pick swap for the Utah Jazz for Rodney Hood and Joe Johnson on Feb. 8, 2018... Waived by the Utah Jazz on Feb. 10, 2018... Signed a contract with the Minnesota Timberwolves on March 8, 2018... Re-signed with the Minnesota Timberwolves on July 2, 2018... Signed a multi-year contract with the Detroit Pistons on July 6, 2019... Traded by the Detroit Pistons to the New York Knicks for Dennis Smith Jr. and a 2021 second round draft pick on Feb. 8, 2021... Re-signed a multi-year contract with the New York Knicks on Aug. 17, 2021... Signed with the Memphis Grizzlies on July 3, 2023.

Honors: NBA MVP (2010-11)... All-NBA First Team (2010-11)... Three-time All-Star (2010, 2011, 2012; starter in 2011 and 2012)... NBA Rookie of the Year (2008-09)... NBA All-Rookie First Team (2008-09)... NBA Rising Stars (2009)... NBA Skills Challenge winner (2009)... Two-time Eastern Conference Player of the Month (April 2010, March 2011)... Five-time Eastern Conference Player of the Week (Jan. 3, 2010; Nov. 14, 2010; Jan. 16, 2011; Jan. 15, 2012; March 4, 2012)... Three-time Eastern Conference Rookie of the Month (November 2008, December 2008, March 2009)... NBA Rising Stars (2009).

2022-23 (New York): Came off the bench in all 27 appearances during his 14th NBA season... Averaged 5.6 points, 1.5 rebounds and 1.7 assists in 12.5 minutes while shooting 38.4% from the field, 30.2% from 3-point range and 91.7% from the free throw line... Missed seven games due to injury/illness, including two games (Nov. 21-25) with a sore right toe, one game (Jan. 2) with a contused left knee and four games (March 27-April 2) due to illness... DNP (Coach's Decision) 48 times... Scored in double figures five times... Led the Knicks in assists twice... Appeared in 21 of the team's first 23 games... Scored a season-high 13 points in the home opener on Oct. 21 vs. Detroit... **NBA Playoffs:** Made one appearance during New York's run to the Eastern Conference Semifinals... Logged one assist in three minutes on April 21 vs. Cleveland during the Knicks' first round series with the Cavaliers.

2021-22 (New York): Appeared in 26 games (four starts) in his 13th NBA season... Averaged 12.0 points, 3.0 rebounds and 4.0 assists in 24.5 minutes while shooting 44.5% from the field, 40.2% from 3-point range and 96.8% from the free throw line... Missed 56 games due to injury, including three games (Nov. 23-27) with a sprained right ankle and the final 53 games (Dec. 18-April 10) with a sore right ankle... Underwent season-ending surgery on his right ankle on Dec. 22... Scored in double figures 17 times, including three games with at least 20 points... Scored a season-high 23 points on Oct. 24 vs. Orlando... Scored a season-high tying 23 points off the bench, including 10 in the fourth quarter, to help the Knicks overcome a 21-point deficit on Nov. 5 at Milwaukee.

2020-21 (Detroit/New York): Competed in 50 games (three starts) while splitting his 12th NBA season with the Detroit Pistons and New York Knicks... Averaged 14.7 points, 2.6 rebounds and 4.2 assists in 25.6 minutes while shooting 47.0% from the field, 38.8% from 3-point range and 86.6% from the free throw line... Came off the bench in all 15 appearances for the Pistons and averaged 14.2 points, 1.9 rebounds and 4.2 assists in 22.8 minutes before he was traded to the Knicks on Feb. 8... Played 35 games (three starts) following the trade to New York and averaged 14.9 points, 2.9 rebounds and 4.2 assists in 26.8 minutes... Missed 32 games due to injury... Scored in double figures 40 times, including nine games with at least 20 points... Recorded double-digit assists once... Posted one double-double... Tallied 17 points and a season-high 11 assists for his lone double-double on Feb. 27 vs. Indiana... Scored a season-high 27 points on May 11 at LA Lakers... **NBA Playoffs:** Appeared in all five games (three starts) during the Knicks' first round series with the Atlanta Hawks and averaged 19.4 points, 4.0 rebounds and 5.0 assists in 35.0 minutes... Scored in double figures four times, including two games with at least 20 points and one 30-point effort.

2019-20 (Detroit): Appeared in 50 games (15 starts) in his 11th NBA season... Averaged 18.1 points, 2.4 rebounds and 5.6 assists in 26.0 minutes while shooting 49.0% from the field, 30.6% from 3-point range and 87.1% from the free throw line... Led the team in scoring and assists... Missed 16 games due to injury, including five games (Nov. 2-8, Nov. 12) with a right hamstring strain, one game (Dec. 21) with left knee soreness, one game (Jan. 27) with right knee soreness, five games (Feb. 3-10) with a left hip adductor strain and four games (March 4-11) with a right ankle sprain... Scored in double figures 45 times, including 26 games with at least 20 points and two games with at least 30 points... Recorded double-digit assists four times... Posted four double-doubles... As a starter, averaged 18.6 points, 2.7 rebounds and 4.9 assists in 26.7 minutes... Scored a season-high 31 points on Oct. 26 vs. Philadelphia and matched that total on Feb. 28 at Phoenix... Tallied a season-high 12 assists on Dec. 14 at Houston... Scored 20-plus points in 14 consecutive games from Jan. 4-31, a career-high streak and the longest by a Piston since **Jerry Stackhouse** in 2000-01.

2018-19 (Minnesota): Competed in 51 games (13 starts) in his 10th NBA season... Averaged 18.0 points, 2.7 rebounds and 4.3 assists in 27.3 minutes while shooting 48.2% from the field, 37.0% from 3-point range and 85.6% from the free throw line... Missed 31 games due to injury, including 15 games with ankle injuries, one game with left knee soreness and the final 15 games of the season after undergoing surgery on March 23 to remove bone chips from his right elbow... Scored in double figures 42 times, including 24 games with at least 20 points, four games with at least 30 points and one 50-point performance... Recorded double-digit assists once... Posted one double-double... As a starter, averaged 21.2 points, 2.9 rebounds and 6.1 assists in 31.8 minutes... Played his 500th career game on Oct. 24 at Toronto... Made his first start in a Timberwolves uniform on Oct. 31 vs.

INTRO

PLAYERS

EXECUTIVE

BASKETBALL OPS

BUSINESS OPS

MEDIA

COMMUNITY

HISTORY

PLAYOFFS

REVIEW

OPPONENTS

NBA

FEDERATION

AT A GLANCE



DERRICK ROSE

Utah and scored a career-high 50 points, tying the Target Center record with 34 points in the second half; became the fifth player in T-Wolves history to score at least 50 points; tied a franchise record with 19 field goals made... Scored 31 points, including a career-high seven 3-pointers, on Nov. 7 at LA Lakers... Registered his lone double-double of the season with 13 points and a season-high 11 assists on Dec. 17 vs. Sacramento... Scored 31 points, including the game-winner with 0.6 seconds remaining on Jan. 20 vs. Phoenix.

2017-18 (Cleveland/Minnesota): Appeared in 25 games (seven starts) while splitting his ninth NBA season with the Cleveland Cavaliers and Minnesota Timberwolves... Averaged 8.4 points, 1.4 rebounds and 1.5 assists in 16.8 minutes while shooting 43.5% from the field and 87.0% from the free throw line... Recorded 9.8 points, 1.8 rebounds and 1.6 assists in 16 games (seven starts) for the Cavaliers before a midseason trade... Played his final nine appearances of the season with the Timberwolves and averaged 5.8 points and 1.2 assists in 12.4 minutes... Scored in double figures 12 times, including one 20-point effort... Scored a season-high 20 points on Nov. 3 at Washington... **NBA Playoffs:** Came off the bench in all five games during the Timberwolves' first round series with the Houston Rockets and averaged 14.2 points, 1.8 rebounds and 2.6 assists in 23.8 minutes... Scored in double figures four times.

2016-17 (New York): Started all 64 appearances in his eighth NBA season... Averaged 18.0 points, 3.8 rebounds and 4.4 assists in 32.5 minutes while shooting 47.1% from the field and 87.4% from the free throw line... Missed 18 games due to injury, including two games with a back strain, two games with back spasms, four games with a left ankle sprain, one game with a right foot injury and eight games with a torn meniscus... Not with team once... Ranked 16th in the NBA in free throw percentage... Scored in double figures 61 times, including 24 games with at least 20 points and two games with at least 30 points... Grabbed double-digit rebounds once... Recorded double-digit assists once... Posted two double-doubles... Tallied 15 points and a season-high 11 assists in a win on Nov. 4 at Chicago, his first game against his former team... Scored a season-high 30 points on Nov. 28 vs. Oklahoma City... Registered a season-high tying 30 points and a season-high 10 rebounds on Jan. 18 at Boston.

2015-16 (Chicago): Started all 66 appearances in his seventh NBA season... Averaged 16.4 points, 3.4 rebounds and 4.7 assists in 31.8 minutes while shooting 42.7% from the field, 29.3% from 3-point range and 79.3% from the free throw line... Missed 16 games... Sideline 14 games due to injury, including six games with right hamstring tendinitis, two games with a sore left ankle, two games with a left adductor strain, two games with a left elbow contusion, one game with general soreness and one game with left knee tendinitis... Sat the final two games of the season for rest... Scored in double figures 54 times, including 21 games with at least 20 points and three games with at least 30 points... Recorded double-digit assists once... Posted one double-double... Scored a season-high 34 points in 54 minutes in a 4OT loss on Dec. 18 vs. Detroit... Tallied his lone double-double of the season with 18 points and a season-high 10 assists on Feb. 6 at Minnesota.

2014-15 (Chicago): Started all 51 appearances in his sixth NBA season... Averaged 17.7 points, 3.2 rebounds and 4.9 assists in 30.0 minutes while shooting 40.5% from the field and 81.3% from the free throw line... Sideline 31 games due to injury, including four games with a left ankle sprain, four games with a left hamstring strain, two games due to illness, one game with left knee soreness and 20 games with a right knee injury... Scored in double figures 43 times, including 21 games with at least 20 points and four games with at least 30 points... Recorded double-digit assists four times... Posted four double-doubles... Scored a season-high 32 points on Jan. 14 vs. Washington... Scored 30 points, including the game-winner with eight seconds left, in an overtime win on Jan. 27 at Golden State... Registered a season-high 11 assists on Feb. 8 at Orlando... **NBA Playoffs:** Started all 12 games during the Bulls' run to the Eastern Conference Semifinals and averaged 20.3 points, 4.8 rebounds and 6.5 assists in 37.8 minutes... Scored in double figures in all 12 games, including five games with at least 20 points and three games with at least 30 points... Recorded double-digit assists once... Posted one double-double... Averaged 19.0 points, 4.3 rebounds and 6.5 assists in 36.7 minutes in the Bulls' 4-2 first round series win over the Milwaukee Bucks... Averaged 21.7 points, 5.3 rebounds and 6.5 assists in 38.9 minutes in the Bulls' 4-2 conference semifinals loss to the Cleveland Cavaliers... Sank a game-winning, buzzer-beating 3-pointer in Game 3 of the Eastern Conference Semifinals on May 8 vs. Cleveland.

2013-14 (Chicago): Started all 10 appearances in his fifth NBA season... Averaged 15.9 points, 3.2 rebounds and 4.3 assists in 31.1 minutes... Shot 84.4% from the free throw line... Sideline 72 games due to injury, including one game (Nov. 15) with a sore right hamstring and the final 71 games of the season (Nov. 24-April 16) with a torn medial meniscus in his right knee, suffered on Nov. 22 at Portland... Scored in double figures in all 10 games, including two 20-point efforts... Scored 19 points, including the game-winning shot with 5.7 seconds remaining, on Oct. 31 vs. New York... Scored a season-high 20 points on Nov. 16 vs. Indiana and Nov. 22 at Portland... **NBA Playoffs:** Missed all six games during the Bulls' first round series with the Washington Wizards due to a torn meniscus in his right knee.

2012-13 (Chicago): Missed the entire 2012-13 season and 2013 Playoffs with a torn left ACL.

2011-12 (Chicago): Started all 39 appearances in his fourth NBA season and averaged 21.8 points, 3.4 rebounds and a career-high 7.9 assists in 35.3 minutes while shooting 43.5% from the field, 31.2% from 3-point range and 81.2% from the free throw line... Named a starter for the 2012 NBA All-Star Game at Amway Center in Orlando, his third career and third consecutive All-Star selection... Two-time Eastern Conference Player of the Week (Jan. 15, 2012; March 4, 2012)... Missed 43 games... Sideline 26 games due to injury, including five games with a left toe strain, five games with a sore lower back, 12 games with a sore right groin



and four games with a sore right ankle/right foot... Scored in double figures 35 times, including 23 games with at least 20 points and 10 games with at least 30 points... Recorded double-digit assists nine times... Posted nine double-doubles... Registered 29 points and a season-high 16 assists on Dec. 30 at LA Clippers... Scored a season-high 35 points on Jan. 30 at Washington and March 4 at Philadelphia... **NBA Playoffs:** Recorded 23 points, nine rebounds and nine assists in 37 minutes in Game 1 of the Bulls' first round series on April 28 vs. Philadelphia but sustained a torn left ACL in the fourth quarter and missed the remainder of the postseason.

2010-11 (Chicago): Named NBA MVP in his third NBA season... Played and started 81 games and averaged a career-high 25.0 points, a career-best 4.1 rebounds and 7.7 assists in 37.4 minutes... Named to the All-NBA First Team... Selected as a starter for the 2011 NBA All-Star Game, played at STAPLES Center in Los Angeles, his first career start and second career All-Star nod... Became Chicago's first All-Star starter since **Michael Jordan** in 1998... Named Eastern Conference Player of the Month for March 2011... Two-time Eastern Conference Player of the Week (Nov. 14, 2010, Jan. 16, 2011)... Missed one game (Nov. 26) with a sore neck... Scored in double figures 80 games, including 62 games with at least 20 points, 23 games with at least 30 points and two games with at least 40 points... Led the Bulls in scoring a team-high 54 times, in rebounds twice and in assists a team-best 70 times... Posted 23 double-doubles, including 19 point-assist double-doubles and four point-rebound double-doubles... Notched one triple-double... Joined **Michael Jordan** and **Bob Love** as the only Bulls players to score 2,000 points in a single season... Became the fifth player in NBA history to post at least 2,000 points, 600 assists and 300 rebounds in a single season (**Oscar Robertson**, **John Havlicek**, **Michael Jordan** and **LeBron James**)... Became the seventh player in NBA history to average 25.0 points, 7.5 assists and 4.0 rebounds in a single season (**Oscar Robertson**, **Jerry West**, **Larry Bird**, **Michael Jordan**, **Dwyane Wade** and **LeBron James**)... Finished the season ranked fourth in points (2,026), fifth in field goals made (711) and eighth in assists (623)... Notched his first career triple-double with 22 points, 10 rebounds and 12 assists on Jan. 17 at Memphis... Scored a season-high 42 points on Feb. 17 vs. San Antonio and matched that total on March 18 at Indiana... Tallied 30 points and a career-high 17 assists on March 26 at Milwaukee... **NBA Playoffs:** Started all 16 games during the Bulls' run to the Eastern Conference Finals and averaged 27.1 points, 4.3 rebounds and 7.7 assists in 40.6 minutes... Scored in double figures in all 16 contests, including 14 games with at least 20 points, five games with at least 30 points and one 40-point game... Recorded double-digit assists six times... Posted six double-doubles... Averaged 27.6 points, 4.6 rebounds, 6.2 assists and 2.6 steals in 38.8 minutes in Chicago's 4-1 first round series win over the Indiana Pacers... Averaged 29.8 points, 4.3 rebounds and 9.8 assists in 41.0 minutes in the Bulls' 4-2 conference semifinals win over the Atlanta Hawks... Scored a playoff career-high 44 points in Game 3 of the semifinals on May 6 at Atlanta... Averaged 23.4 points, 4.0 rebounds and 6.6 assists in 41.9 minutes in Chicago's 4-1 conference finals loss to the Miami Heat.

2009-10 (Chicago): Started all 78 appearances in his second NBA season... Averaged 20.8 points, 3.8 rebounds and 6.0 assists in 36.8 minutes while shooting 48.9% from the field and 76.6% from the free throw line... Named a reserve for the 2010 NBA All-Star Game, played at Cowboys Stadium in Arlington, Texas, his first career All-Star appearance... Selected as the April 2010 Eastern Conference Player of the Month... Named Eastern Conference Player of the Week (Jan. 3, 2010)... Missed four games (March 12-19) with a left wrist sprain... Scored in double figures 72 times, including 44 games with at least 20 points and eight games with at least 30 points... Recorded double-digit assists six times... Posted six double-doubles... Recorded 25 points and a season-high 13 assists on March 9 vs. Utah... Tallied a season-high 39 points on April 13 vs. Boston... **NBA Playoffs:** Appeared in all six games during the Bulls' first round series with the Cleveland Cavaliers and averaged 26.8 points, 3.4 rebounds and 7.2 assists in 42.5 minutes... Scored at least 20 points in all six games, including two games with at least 30 points.

2008-09 (Chicago): Named the NBA Rookie of the Year after appearing in 81 games (80 starts) and averaging 16.8 points, 3.9 rebounds and 6.3 assists in 37.0 minutes while shooting 47.5% from the field and 78.8% from the free throw line... Became the third Bulls rookie to ever win Rookie of the Year (**Michael Jordan** in 1984-85, co-winner **Eltan Brand** in 1999-2000)... Earned Eastern Conference Rookie of the Month for November, December and March... Won the 2009 PlayStation Skills Challenge during NBA All-Star Weekend in Phoenix... Among rookies, ranked second in scoring, first in assists, second in minutes, fourth in field goal percentage, eighth in steals and ninth in rebounds... Missed one game (March 24) with wrist soreness... Scored in double figures 71 times, including 32 games with at least 20 points... Grabbed double-digit rebounds twice... Recorded double-digit assists seven times... Posted eight double-doubles... Totaled 11 points, four rebounds, nine assists and three steals in 32 minutes in his NBA debut on Oct. 28 vs. Milwaukee... Scored a season-high 27 points on Dec. 27 at Atlanta and March 6 vs. Milwaukee... Scored 23 points in a career-high 55 minutes on March 9 at Miami... **NBA Playoffs:** Started all seven games during the Bulls' first round series with the Boston Celtics and averaged 19.7 points, 6.3 rebounds and 6.4 assists in 44.8 minutes... Scored in double figures six times, including three games with at least 20 points and one game with at least 30 points... Grabbed double-digit rebounds once... Recorded double-digit assists once... Posted two double-doubles... Tallied 36 points and 11 assists in his playoff debut in Game 1 on April 18 at Boston.

NATIONAL TEAM

Helped Team USA win gold at the 2014 FIBA World Cup, averaging 4.8 points and 3.1 assists in 17.2 minutes... Helped Team USA take gold at the 2010 FIBA World Cup, averaging 7.2 points and 3.2 assists in 23.1 minutes.

INTRO

PLAYERS

EXECUTIVE

BASKETBALL OPS

BUSINESS OPS

MEDIA

COMMUNITY

HISTORY

PLAYOFFS

REVIEW

OPPONENTS

NBA

FEDERATION

AT A GLANCE



DERRICK ROSE

COLLEGE CAREER

Played one season at Memphis (2007-08), where he led the Tigers to the NCAA Final Four as a freshman... Appeared in 40 games (39 starts) and averaged 14.9 points, 4.5 rebounds and 4.7 assists in 29.2 minutes while shooting 47.7% from the field... Named Third Team All-American by the AP and NABC... Earned First Team All-Conference USA honors, named C-USA Freshman of the Year... Finalist for the Wooden Award... Named to NCAA Tournament All-Final Four Team at San Antonio... Scored 25 points on 11-of-12 shooting and added nine rebounds in Memphis' Final Four victory over UCLA... Had 18 points and eight assists in the Tigers' OT loss to Kansas in the National Championship Game.

PERSONAL

Born Oct. 4, 1988 in Chicago... Chosen as Illinois' Mr. Basketball in 2007 and was a two-time Illinois All-State selection (2006, 2007)... Led Simeon Career Academy to a 33-2 record and the Illinois Class AA championship in 2007... Named to Parade Magazine's All-America Team for three consecutive years... Member of USA Basketball Junior National Select Team that defeated the World Team at the 2007 Nike Hoop Summit in Memphis... Named to USA Today's 2007 All-USA Team (First Team)... Donated \$1 million to After School Matters, a Chicago-based non-profit organization devoted to providing innovative out-of-school programs for teenagers.

REGULAR SEASON CAREER HIGHS

MIN 55 3/9/2009, CHI AT MIA
FG 19 10/31/2018, MIN VS UTA
FGA 34 12/18/2015, CHI VS DET
3P 7 11/7/2018, MIN AT LAL
3PA 12 1/27/2015, CHI AT GSW

FT 18 3/18/2011, CHI AT IND
FTA 21 3/18/2011, CHI AT IND
OREB 5 11/26/2016, NYK AT CHA (2X)
DREB 11 11/24/2010, CHI AT PHO (2X)
REB 12 11/24/2010, CHI AT PHO (2X)

AST 17 3/26/2011, CHI AT MIL
STL 6 12/25/2010, CHI AT NYK
TOV 11 1/27/2015, CHI AT GSW
BLK 3 11/21/2021, NYK AT CHI (8X)
PTS 50 10/31/2018, MIN VS UTA



36 MARCUS SMART

HEIGHT 6'3"

WEIGHT 220

POSITION GUARD

PRIOR TO NBA OKLAHOMA STATE

NBA SEASONS 9

NBA Regular Season Statistics

Season	TM	G	GS	MP	FG	FGA	F6%	3P	3PA	3P%	FT	FTA	FT%	ORB	DRB	TRB	AST	STL	BLK	TOV	PF	PTS	RPG	APG	PPG
2014-15	BOS	67	38	1808	175	477	.367	91	272	.335	82	127	.646	61	161	222	208	99	18	90	176	523	3.3	3.1	7.8
2015-16	BOS	61	10	1667	184	529	.348	61	241	.253	129	166	.777	76	179	255	185	91	18	80	183	558	4.2	3.0	9.1
2016-17	BOS	79	24	2399	269	749	.359	94	332	.283	203	250	.812	78	227	305	364	125	34	159	192	835	3.9	4.6	10.6
2017-18	BOS	54	11	1614	189	515	.367	75	249	.301	97	133	.729	43	146	189	259	71	23	129	133	550	3.5	4.8	10.2
2018-19	BOS	80	60	2200	239	567	.422	126	346	.364	104	129	.806	57	177	234	321	143	28	123	201	708	2.9	4.0	8.9
2019-20	BOS	60	40	1919	256	682	.375	137	395	.347	127	152	.836	42	183	225	291	101	29	103	162	776	3.8	4.9	12.9
2020-21	BOS	48	45	1581	203	510	.398	93	282	.330	128	162	.790	36	131	167	273	72	23	96	126	627	3.5	5.7	13.1
2021-22	BOS	71	71	2296	300	718	.418	119	360	.331	142	179	.793	42	228	270	417	119	18	159	160	861	3.8	5.9	12.1
2022-23	BOS	61	61	1957	250	602	.415	115	342	.336	88	118	.746	46	145	191	382	93	23	143	172	703	3.1	6.3	11.5
CAREER		581	360	17441	2065	5349	.386	911	2819	.323	1100	1416	.777	481	1577	2058	2700	914	214	1082	1505	6141	3.5	4.6	10.6

NBA Playoffs Statistics

Season	TM	G	GS	MP	FG	FGA	F6%	3P	3PA	3P%	FT	FTA	FT%	ORB	DRB	TRB	AST	STL	BLK	TOV	PF	PTS	RPG	APG	PPG
2014-15	BOS	4	3	90	14	29	.483	3	13	.231	8	15	.533	5	6	11	5	1	1	4	12	39	2.8	1.3	9.8
2015-16	BOS	6	1	193	22	60	.367	11	32	.344	17	21	.810	8	19	27	18	10	5	15	17	72	4.5	3.0	12.0
2016-17	BOS	18	3	538	47	134	.351	29	73	.397	32	50	.640	23	62	85	85	27	16	38	51	155	4.7	4.7	8.6
2017-18	BOS	15	4	449	48	143	.336	15	68	.221	36	49	.735	14	42	56	80	26	10	36	44	147	3.7	5.3	9.8
2018-19	BOS	2	0	32	1	11	.091	1	11	.091	4	6	.667	4	0	4	3	0	3	3	7	2	2.0	2.0	3.5
2019-20	BOS	17	16	648	78	198	.394	41	123	.333	49	56	.875	10	79	89	78	21	8	45	55	246	5.2	4.6	14.5
2020-21	BOS	5	5	183	29	66	.439	16	43	.372	15	21	.714	4	18	22	30	5	1	14	14	89	4.4	6.0	17.8
2021-22	BOS	21	21	760	113	279	.405	48	137	.350	50	62	.806	20	75	95	123	26	5	52	71	324	4.5	5.9	15.4
2022-23	BOS	20	20	679	101	223	.453	44	122	.361	52	65	.800	21	59	80	101	25	5	45	37	298	4.0	5.1	14.9
CAREER		108	73	3572	453	1143	.396	208	622	.334	263	345	.762	109	360	469	524	144	51	252	304	1377	4.3	4.9	12.8

NBA G League Statistics

Season	TM	G	GS	MP	FG	FGA	F6%	3P	3PA	3P%	FT	FTA	FT%	ORB	DRB	TRB	AST	STL	BLK	TOV	PF	PTS	RPG	APG	PPG
2014-15	MAI	1	1	29	1	12	.083	0	8	.000	4	6	.667	0	5	5	7	4	1	4	2	6	5.0	7.0	6.0
CAREER		1	1	29	1	12	.083	0	8	.000	4	6	.667	0	5	5	7	4	1	4	2	6	5.0	7.0	6.0

PRO CAREER

NBA Regular Season: Nine-year NBA veteran has appeared in 581 regular season games (360 starts) for the Boston Celtics... Has averaged 10.6 points, 3.5 rebounds, 4.6 assists and 1.6 steals in 30.0 minutes while shooting 38.6% from the field, 32.3% from 3-point range and 77.7% from the free throw line... Has missed 132 games due to injury/illness and one game due to league suspension... Has scored in double figures 307 times, including 41 games with at least 20 points and two games with at least 30 points... DNP (Coach's Decision) once... Inactive once... Missed one game due to a league suspension... His longest streak of consecutive games scoring in double figures is 14 (April 4-May 2, 2021)... Has grabbed double-digit rebounds six times... Has recorded double-digit assists 24 times... Has posted 19 double-doubles, including one triple-double... Has recorded multiple steals 261 times... His longest streak of consecutive games with a steal is 25 (Nov. 17, 2018-Jan. 9, 2019)... His longest streak of consecutive games with multiple steals is 11 (Nov. 30-Dec. 23, 2018)... 2021-22 NBA Defensive Player of the Year, the first guard to win the award since **Gary Payton** in 1995-96... Three-time NBA All-Defensive First Team selection (2018-19, 2019-20, 2021-22)... Three-time winner of the NBA Hustle Award (2018-19, 2021-22, 2022-23).

NBA Playoffs: Has competed in 108 postseason games (73 starts) for the Boston Celtics... Has averaged 12.8 points, 4.3 rebounds, 4.9 assists and 1.3 steals in 33.1 minutes while shooting 39.6% from the field, 33.4% from 3-point range and 76.2% from the free throw line... Has made the NBA Playoffs in every season of his career... Has missed 14 games due to injury/illness... Has scored in double figures 69 times, including 21 games with at least 20 points... Has grabbed double-digit rebounds



MARCUS SMART

twice... Has recorded double-digit assists six times... Has recorded six double-doubles, including one triple-double... Has reached the conference finals five times and the 2022 NBA Finals.

NBA Transactions: Selected by the Boston Celtics in the first round (sixth overall) of the 2014 NBA Draft on June 26, 2014... Signed a multi-year contract with the Boston Celtics on July 5, 2014... Re-signed with the Boston Celtics to a multi-year contract on July 19, 2018... Signed a multi-year contract extension with the Boston Celtics on Aug. 21, 2021... Traded by the Boston Celtics to the Memphis Grizzlies; the Boston Celtics traded Danilo Gallinari, Mike Muscala and the draft rights to Julian Phillips (35th overall in 2023) to the Washington Wizards; the Memphis Grizzlies traded the draft rights to Marcus Sasser (25th overall in 2023) and a future first round draft pick to the Boston Celtics; the Memphis Grizzlies traded Tyus Jones to the Washington Wizards; the Washington Wizards traded Kristaps Porzingis to the Boston Celtics in a three-team trade on June 23, 2023.

Honors: NBA Defensive Player of the Year (2021-22)... Three-time NBA All-Defensive selection (First Team in 2018-19, 2019-20, 2021-22)... Three-time NBA Hustle Award winner (2018-19, 2021-22, 2022-23)... NBA All-Rookie Second Team (2014-15)... Eastern Conference Rookie of the Month (February 2015)... NBA Rising Stars (2016).

2022-23 (Boston): Started all 61 appearances in his ninth NBA season... Averaged 11.5 points, 3.1 rebounds, 6.3 assists and 1.5 steals in 32.1 minutes while shooting 41.5% from the field, 33.6% from 3-point range and 74.6% from the free throw line... Won his second consecutive and third career NBA Hustle Award... Led all NBA guards in box outs (62) and tied for 10th in steals per game... Set a career high in assists... Missed 21 games due to injury/illness, including two games (Nov. 16-18) with right ankle inflammation, two games (Dec. 4, March 18) with a left hip contusion, one game (Dec. 21) with a non-COVID illness, two games (Jan. 9-11) with a left knee contusion, 11 games (Jan. 23-Feb. 14) with a right ankle sprain and the final three games of the season (April 5-9) with a left neck spasm... Led the team in assists 33 times and in steals 31 times... Moved into fourth in Celtics history in 3-pointers made... Scored in double figures 41 times, including two games with at least 20 points... Recorded double-digit assists eight times... Posted six double-doubles... Recorded a season-high 22 points on Nov. 14 vs. Oklahoma City... Tied his season high with 22 points and registered a career-high 15 assists on Nov. 28 vs. Charlotte... Totaled nine points, seven rebounds, six assists and a season-high six steals on Feb. 15 vs. Detroit, his third career game with at least six steals... **NBA Playoffs:** Started all 20 games during the Celtics' run to the Eastern Conference Finals and averaged 14.9 points, 4.0 rebounds, 5.1 assists and 1.3 steals in 34.0 minutes while shooting 45.3% from the field, 36.1% from 3-point range and 80.0% from the free throw line... Scored in double figures 16 times, including six games with at least 20 points... Recorded double-digit assists once and posted one double-double... Appeared in all six games during the Celtics' 4-2 first round series win over the Atlanta Hawks and averaged 16.7 points, 4.3 rebounds, 5.2 assists and 1.7 steals in 30.9 minutes... Competed in all seven games during the Celtics' 4-3 conference semifinals series win over the Philadelphia 76ers and averaged 15.1 points, 4.0 rebounds and 5.0 assists in 36.2 minutes... Played all seven games in the Celtics' conference finals series with the Miami Heat and averaged 13.1 points, 3.7 rebounds, 5.0 assists and 1.4 steals in 34.3 minutes.

2021-22 (Boston): Started all 71 appearances in the eighth NBA season... Averaged 12.1 points, 3.8 rebounds, 5.9 assists and 1.7 steals in 32.3 minutes while shooting 41.8% from the field, 33.1% from 3-point range and 79.3% from the free throw line... Named the NBA Defensive Player of the Year, becoming the first guard to receive the award since **Gary Payton** in 1995-96... Selected to the NBA All-Defensive First Team... Won the second career NBA Hustle Award... Missed 11 games due to injury/illness, including two games (Oct. 30, March 21) with a non-COVID illness, two games (Dec. 27-29) with a right hand laceration, one game (Jan. 12) with a right thigh contusion, three games (Jan. 14-17) while in health and safety protocols, two games (Jan. 19-21) due to return to competition reconditioning and one game (Feb. 16) with a right ankle sprain... Scored in double figures 41 times, including 11 games with at least 20 points... Grabbed double-digit rebounds once... Recorded double-digit assists five times... Posted two double-doubles... Played a career-high 46 minutes in the regular season opener on Oct. 20 at New York... Tallied a season-high 13 assists on March 23 vs. Utah... Scored a season-high 29 points on April 7 at Milwaukee... **NBA Playoffs:** Started all 21 games during the Celtics' run to the NBA Finals and averaged 15.4 points, 4.5 rebounds, 5.9 assists and 1.2 steals in 36.2 minutes... Missed three games due to injury... Appeared in all four games during the Celtics' 4-0 first round series win over the Brooklyn Nets and averaged 16.5 points, 4.0 rebounds, 7.0 assists and 1.3 steals in 36.7 minutes... Competed in six games during the Celtics' 4-3 conference semifinals win over the Milwaukee Bucks and averaged 14.0 points, 3.5 rebounds, 5.7 assists and 1.0 steals in 36.5 minutes... Appeared in five games during the Celtics' 4-3 conference finals win over the Miami Heat and averaged 16.6 points, 6.2 rebounds, 6.2 assists and 1.2 steals in 36.4 minutes... Played all six games in the NBA Finals against the Golden State Warriors and averaged 15.2 points, 4.5 rebounds, 5.0 assists and 1.5 steals in 35.4 minutes.

2020-21 (Boston): Appeared in 48 games (45 starts) in his seventh NBA season... Averaged 13.1 points, 3.5 rebounds, 5.7 assists and 1.5 steals in 32.9 minutes while shooting 39.8% from the field, 33.0% from 3-point range and 79.0% from the free throw line... Set a career high for scoring average... Missed 24 games... Sidelined 23 games due to injury/illness, including one game (Jan. 4) with a right thumb strain, 18 games (Feb. 2-March 4) with a left calf tear, one game (April 19) with a non-COVID illness and three games (May 12-16) with a right calf contusion... Not with team one game (April 28)... Scored in double figures 38 times, including four games with at least 20 points... Recorded double-digit assists four times... Posted three double-doubles... Scored a season-high 25 points on Jan. 20 at Philadelphia... Tallied a season-high five steals on Jan. 24 vs. Cleveland and April 27 vs. Oklahoma City... Recorded a season-high 12 assists on April 30 vs. San Antonio... **Play-In:** Tallied seven points, two rebounds and six assists in 35 minutes to help Boston win its play-in game against the Washington Wizards... **NBA Playoffs:** Started all five games in the



Celtics' first round series against the Brooklyn Nets and averaged 17.8 points, 4.4 rebounds, 6.0 assists and 1.0 steals in 36.6 minutes while shooting 43.9% from the field, 37.2% from 3-point range and 71.4% from the free throw line... Scored in double figures in all five games, including one game with at least 20 points.

2019-20 (Boston): Appeared in 60 games (40 starts) in his sixth NBA season... Averaged 12.9 points, 3.8 rebounds, 4.9 assists and 1.7 steals in 32.0 minutes while shooting 37.5% from the field, 34.7% from 3-point range and 83.6% from the free throw line... Selected to his second career and second consecutive NBA All-Defensive Team... Set a career high for free throw percentage... Missed 12 games... Sideline 11 games due to injury/illness, including one game (Dec. 4) with an abdominal contusion/illness, eight games (Dec. 9-27) with a left eye infection and two games (Feb. 3-5) with a right quad contusion... Missed one game (Aug. 13) for rest... Scored in double figures 38 times, including eight games with at least 20 points and two games with at least 30 points... Grabbed double-digit rebounds once... Recorded double-digit assists twice... Posted three double-doubles... Scored a career-high 37 points (13-25 FG, 11-22 3P) on Jan. 18 vs. Phoenix, also setting a career high and a Celtics single-game franchise record for 3-pointers made... Tallied a season-high 10 assists on Feb. 21 at Minnesota and March 3 vs. Brooklyn... **NBA Playoffs:** Appeared in 17 games (16 starts) during the Celtics' run to the Eastern Conference Finals and averaged 14.5 points, 5.2 rebounds, 4.6 assists and 1.2 steals in 38.1 minutes while shooting 39.4% from the field, 33.3% from 3-point range and 87.5% from the free throw line... Scored in double figures 14 times, including five games with at least 20 points... Grabbed double-digit rebounds once... Recorded double-digit assists twice... Posted two double-doubles, including one triple-double... Played four games in the Celtics' 4-0 first round series win over the Philadelphia 76ers and averaged 8.5 points, 4.5 rebounds, 2.5 assists and 1.5 steals in 35.8 minutes... Competed in seven games during the Celtics' 4-3 conference semifinals win over the Toronto Raptors and averaged 15.7 points, 6.0 rebounds, 5.1 assists and 1.1 steals in 39.3 minutes... Posted his first career postseason triple-double with 23 points, 11 rebounds and 10 assists in Game 6 on Sept. 9 vs. Toronto... Appeared in six games during the Celtics' conference semifinals series with the Miami Heat and averaged 17.0 points, 4.8 rebounds, 5.3 assists and 1.2 steals in 38.2 minutes.

2018-19 (Boston): Appeared in 80 games (60 starts) in his fifth NBA season... Averaged 8.9 points, 2.9 rebounds, 4.0 assists and 1.8 steals in 27.5 minutes while shooting 42.2% from the field, 36.4% from 3-point range and 80.6% from the free throw line... Set career highs for field goal percentage and 3-point percentage... Named to the NBA All-Defensive Team and received the inaugural NBA Hustle Award... Set a career high for steals per game... Missed two games due to injury/illness, including one game (Jan. 14) due to illness and one game (April 9) with a left oblique contusion... Scored in double figures 27 times, including four games with at least 20 points... Recorded double-digit assists once... Posted one double-double... Notched his lone double-double with 13 points and a season-high 10 assists on Nov. 9 at Utah... Scored a season-high 21 points on Dec. 15 at Detroit, Jan. 28 vs. Brooklyn and March 26 at Cleveland... **NBA Playoffs:** Appeared in two games as a reserve as Boston reached the conference semifinals... Missed the first seven games, including the Celtics' first round series with the Indiana Pacers, with a left oblique contusion... Averaged 3.5 points, 2.0 rebounds, 2.0 assists and 1.5 steals in 16.2 minutes during the Celtics' conference semifinals series with the Milwaukee Bucks.

2017-18 (Boston): Appeared in 54 games (11 starts) in his fourth NBA season... Averaged 10.2 points, 3.5 rebounds, 4.8 assists and 1.3 steals in 29.9 minutes while shooting 36.7% from the field, 30.1% from 3-point range and 72.9% from the free throw line... Missed 28 games due to injury, including two games (Oct. 20-24) with a left ankle sprain, 11 games (Jan. 24-Feb. 14) with a right hand laceration and 15 games (March 14-April 11) with a right thumb sprain/surgery... Scored in double figures 30 times, including three games with at least 20 points... Tallied a season-high nine assists on Nov. 12 vs. Toronto and Dec. 13 vs. Denver... Netted a season-high 23 points on Nov. 27 vs. Detroit... **NBA Playoffs:** Appeared in 15 games (four starts) during the Celtics' run to the Eastern Conference Finals and averaged 9.8 points, 3.7 rebounds, 5.3 assists and 1.7 steals in 29.9 minutes... Missed the first four games of the postseason due to right thumb surgery... Played three games as a reserve during the Celtics' 4-3 first round series win over the Milwaukee Bucks and averaged 6.7 points, 3.7 rebounds, 3.7 assists and 1.3 steals in 27.6 minutes... Competed in five games during the Celtics' 4-1 conference semifinals win over the Philadelphia 76ers and averaged 13.0 points, 4.2 rebounds, 4.8 assists and 2.0 steals in 33.3 minutes... Appeared in seven games during the Celtics' conference finals series with the Cleveland Cavaliers and averaged 8.9 points, 3.4 rebounds and 6.4 assists and 1.7 steals in 28.5 minutes.

2016-17 (Boston): Appeared in 79 games (24 starts) in his third NBA season... Averaged 10.6 points, 3.9 rebounds, 4.6 assists and 1.6 steals in 30.4 minutes while shooting 35.9% from the field, 28.3% from 3-point range and 81.2% from the free throw line... Missed the first three games of the season (Oct. 26-29) with a left ankle sprain... Scored in double figures 43 times, including four games with at least 20 points... Grabbed double-digit rebounds once... Recorded double-digit assists three times... Posted two double-doubles... Scored a season-high 22 points on Jan. 7 vs. New Orleans... Tallied a season-high 11 assists on Jan. 27 vs. Orlando... Set a career high with eight steals on Feb. 15 vs. Philadelphia... **NBA Playoffs:** Appeared in 18 games (three starts) during the Celtics' run to the Eastern Conference Finals and averaged 8.6 points, 4.7 rebounds, 4.7 assists and 1.5 steals in 29.9 minutes while shooting 35.1% from the field, 39.7% from 3-point range and 64.0% from the free throw line... Scored in double figures three times, including one game with at least 20 points... Grabbed double-digit rebounds once... Played six games during the Celtics' 4-2 first round series win over the Chicago Bulls and averaged 8.0 points, 5.3 rebounds, 4.8 assists and 1.5 steals in 29.9 minutes... Competed in seven games during the Celtics' 4-3 conference semifinals series win over the Washington Wizards and averaged 8.0 points, 4.9 rebounds, 4.4 assists, 1.4 steals and 1.1 blocks in 29.4 minutes... Appeared in five games during the Celtics' conference finals series with the Cleveland Cavaliers and averaged 10.2 points, 3.8 rebounds, 5.0 assists and 1.6 steals in 30.6 minutes... Scored a postseason career-high 27 points in Game 3 on May 21 at Cleveland.

INTRO

PLAYERS

EXECUTIVE

BASKETBALL OPS

BUSINESS OPS

MEDIA

COMMUNITY

HISTORY

PLAYOFFS

REVIEW

OPPONENTS

NBA

FEDERATION

AT A GLANCE



MARCUS SMART

2015-16 (Boston): Appeared in 61 games (10 starts) in his second NBA season... Averaged 9.1 points, 4.2 rebounds, 3.0 assists and 1.5 steals in 27.3 minutes while shooting 34.8% from the field, 25.3% from 3-point range and 77.7% from the free throw line... Named a starter for the Rising Stars Challenge as part of NBA All-Star Weekend 2016 in Toronto... Missed 21 games due to injury, including three games (Nov. 4-10) with a sprained left big toe and 18 games (Nov. 22-Dec. 26) with a lower left leg injury... Scored in double figures 26 times, including three games with at least 20 points... Grabbed double-digit rebounds twice... Recorded double-digit rebounds once... Posted one triple-double... Scored a season-high 26 points on Nov. 15 at Oklahoma City and matched that total on Jan. 31 at Orlando... Recorded a triple-double with 10 points, 11 rebounds and 11 assists on Jan. 15 vs. Phoenix, becoming the first Celtic to notch a triple-double off the bench since **Hambone Williams** on Jan. 6, 1971 vs. Seattle... **NBA Playoffs:** Appeared in six games (one start) during the Celtics' first round series with the Atlanta Hawks and averaged 12.0 points, 4.5 rebounds, 3.0 assists and 1.7 assists in 32.1 minutes while shooting 36.7% from the field, 34.4% from 3-point range and 81.0% from the free throw line... Scored in double figures five times., including one game with at least 20 points.

2014-15 (Boston): Appeared in 67 games (38 starts) in his rookie season... Averaged 7.8 points, 3.3 rebounds, 3.1 assists and 1.5 steals in 27.0 minutes while shooting 36.7% from the field, 33.5% from 3-point range and 64.6% from the free throw line... Named to the NBA All-Rookie Second Team and was selected as the Eastern Conference Rookie of the Month for February... Missed 15 games... Sideline 12 games due to injury, including 10 games (Nov. 8-Dec. 2) with a left ankle sprain and two games (Dec. 15-17) with a left Achilles strain... Inactive one game (Jan. 25)... Not with team one game (March 22) due to a league suspension... DNP (Coach's Decision) once... Scored in double figures 23 times, including two games with at least 20 points... Grabbed double-digit rebounds once... Made his NBA debut on Oct. 29 vs. Brooklyn and totaled 10 points, two rebounds, two assists and four steals in 28 minutes... Scored a season-high 25 points on March 18 at Oklahoma City... **NBA G League:** Appeared in one game for the Maine Red Claws and recorded six points, five rebounds, seven assists and four steals in 29 minutes on Dec. 4 vs. Fort Wayne... **NBA Playoffs:** Appeared in all four games (three starts) during the Celtics' first round series with the Cleveland Cavaliers and averaged 9.8 points, 2.8 rebounds and 1.3 assists in 22.5 minutes while shooting 48.3% from the field.

NATIONAL TEAM

A member of the 2014 USA Select Team that practiced against Team USA in preparation for the 2014 FIBA World Championships and a member of the U19 Team USA that won the gold medal during the 2013 FIBA U19 World Championships in the Czech Republic.

COLLEGE CAREER

Played two seasons at Oklahoma State (2012-14)... Appeared in 64 games (63 starts) for the Cowboys and averaged 16.6 points, 5.9 rebounds, 4.5 assists and 2.9 steals in 33.1 minutes while shooting 41.3% from the field, 29.5% from 3-point range and 75.1% from the free throw line... Named unanimously as the 2013 Big 12 Player of the Year and 2013 Big 12 Freshman of the Year... Two-time selection to the All-Big 12 First Team and Big 12 All-Defensive Team... Consensus 2013 All-American Second Team selection... One of five finalists for the 2013 Bob Cousy Award, honoring the nation's top point guard, and the only freshman on the list... Set the Big 12 steals record for a freshman with 99.

PERSONAL

Born March 6, 1994, in Flower Mound, Tex... Son of Camellia Smart and Billy Frank Smart... He has three older brothers: Todd Westbrook (deceased), Jeff Westbrook and Michael Smart... Played competitive football until the sixth grade and enjoys playing tennis in his spare time... Wears number 36 because his siblings all wore #3 and #6 because of his draft position (sixth overall).

REGULAR SEASON CAREER HIGHS

MIN 46 10/21/2021, BOS AT NYK
FG 13 1/18/2020, BOS VS PHO
FGA 26 3/28/2022, BOS AT TOR
3P 11 1/18/2020, BOS VS PHO
3PA 22 1/18/2020, BOS VS PHO

FT 9 1/2/2022, BOS VS ORL (3X)
FTA 12 3/5/2017, BOS AT PHO
OREB 5 3/29/2017, BOS VS MIL
DREB 9 10/17/2017, BOS AT CLE
REB 11 3/29/2017, BOS VS MIL (3X)

AST 15 11/28/2022, BOS VS CHA
STL 8 2/15/2017, BOS VS PHI
TOV 7 12/18/2017, BOS AT IND
BLK 4 11/5/2018, BOS AT DEN
PTS 37 1/18/2020, BOS VS PHO



2 XAVIER TILLMAN SR.

HEIGHT 6'8"

WEIGHT 245

POSITION FORWARD/CENTER

PRIOR TO NBA MICHIGAN STATE

NBA SEASONS 3

NBA Regular Season Statistics

Season	TM	G	GS	MP	FG	FGA	FG%	3P	3PA	3P%	FT	FTA	FT%	ORB	DRB	TRB	AST	STL	BLK	TOV	PF	PTS	RPG	APG	PPG
2020-21	MEM	59	12	1085	167	299	.559	22	65	.338	34	53	.642	74	182	256	75	44	33	45	116	390	4.3	1.3	6.6
2021-22	MEM	53	2	701	98	216	.454	10	49	.204	46	71	.648	66	95	161	62	49	15	34	63	252	3.0	1.2	4.8
2022-23	MEM	61	29	1180	188	306	.614	4	15	.267	49	89	.551	121	186	307	96	58	29	44	97	429	5.0	1.6	7.0
CAREER		173	43	2966	453	821	.552	36	129	.279	129	213	.606	261	463	724	233	151	77	123	276	1071	4.2	1.3	6.2

NBA Playoffs Statistics

Season	TM	G	GS	MP	FG	FGA	FG%	3P	3PA	3P%	FT	FTA	FT%	ORB	DRB	TRB	AST	STL	BLK	TOV	PF	PTS	RPG	APG	PPG
2020-21	MEM	3	0	18	1	5	.200	0	1	.000	0	0	-	1	2	3	1	1	0	1	2	2	1.0	0.3	0.7
2021-22	MEM	9	6	139	18	25	.720	1	2	.500	3	6	.500	13	17	30	6	6	1	10	16	40	3.3	0.7	4.4
2022-23	MEM	6	6	183	24	45	.533	1	4	.250	3	5	.600	17	31	48	19	4	4	4	17	52	8.0	3.2	8.7
CAREER		18	12	340	43	75	.573	2	7	.286	6	11	.545	31	50	81	26	11	5	15	35	94	4.5	1.4	5.2

NBA G League Statistics

Season	TM	G	GS	MP	FG	FGA	FG%	3P	3PA	3P%	FT	FTA	FT%	ORB	DRB	TRB	AST	STL	BLK	TOV	PF	PTS	RPG	APG	PPG
2022-23	MHU	2	2	51	7	16	.438	0	3	.000	6	7	.857	6	4	10	9	1	2	3	5	22	5.0	4.5	11.0
CAREER		2	2	51	7	16	.438	0	3	.000	6	7	.857	6	4	10	9	1	2	3	5	22	5.0	4.5	11.0

PRO CAREER

NBA Regular Season: Three-year NBA pro has appeared in 173 games (43 starts) for the Memphis Grizzlies... Has averaged 6.2 points, 4.2 rebounds and 1.3 assists in 17.1 minutes while shooting 55.2% from the field, 27.9% from 3-point range and 60.6% from the free throw line... Has officially missed 12 games due to injury, one game for personal reasons, five games while in health and safety protocols and 46 games as DNP (Coach's Decision)... Has scored in double figures 35 times, including one game with at least 20 points... Has grabbed double-digit rebounds 13 times... Has posted five double-double.

NBA Playoffs: Has appeared in 18 postseason games (12 starts) for the Memphis Grizzlies... Has averaged 5.2 points, 4.5 rebounds and 1.4 assists in 18.9 minutes while shooting 57.3% from the field... DNP (Coach's Decision) five times... Has scored in double figures three times, including one game with at least 20 points... Has grabbed double-digit rebounds twice... Has posted one double-double.

NBA G League: Has started both regular season appearances for the Memphis Hustle... Has averaged 11.0 points, 5.0 rebounds and 4.5 assists in 25.5 minutes while shooting 43.8% from the field... Has scored in double figures once.

NBA Transactions: Selected by the Sacramento Kings with the 35th overall pick in the second round of the 2020 NBA Draft on Nov. 18, 2020... Draft rights traded by the Sacramento Kings to the Memphis Grizzlies for the draft rights to Robert Woodard II (40th) and a 2022 second round draft pick on Nov. 19, 2020... Signed a multi-year contract with the Memphis Grizzlies on Nov. 28, 2020.

2022-23 (Memphis): Appeared in 61 games (29 starts) in his third NBA season and averaged 7.0 points, 5.0 rebounds and 1.9 assists in 19.3 minutes while shooting a career-high 61.4% from the field and 55.1% from the free throw line... Set career highs for games, starts, points per game, rebounds per game, assists per game and minutes per game... Missed 21 games... Sidelined two games due to injury/illness, including one game (Nov. 25) with a non-COVID illness and one game (April 5) with right ankle soreness... DNP (Coach's Decision) 19 times... Scored in double figures 16 times, including one game with at least 20 points... Grabbed double-digit rebounds seven times... Recorded four double-doubles... Hauled in 11 rebounds, including a career-high eight offensive rebounds, on Jan. 29 vs. Indiana... Tied career highs with five assists and four steals on Feb. 1 vs. Portland... Collected a season-high 12 rebounds on Feb. 23 at Philadelphia... Scored a career-high 20 points (10-12 FG) on March 28



XAVIER TILLMAN SR.

vs. Orlando... **NBA G League:** Started both regular season appearances for the Memphis Hustle and averaged 11.0 points, 5.0 rebounds, 4.5 assists and 1.00 blocks in 25.3 minutes... Scored in double figures once... Started all three appearances during the NBA G League Showcase Cup and averaged 22.3 points, 11.7 rebounds, 3.3 assists, 2.00 steals and 1.00 blocks in 36.2 minutes... Scored in double figures three times, including two games with at least 20 points... Grabbed double-digit rebounds twice... Posted two double-doubles... **NBA Playoffs:** Started all six games during the Grizzlies' first round series with the Los Angeles Lakers and averaged 8.7 points, 8.0 rebounds and 3.2 assists in 30.5 minutes while shooting 53.3% from the field... Scored in double figures twice, including one game with at least 20 points... Grabbed double-digit rebounds twice... Posted one double-double... Recorded playoff career highs with 22 points (10-13 FG) and 13 rebounds in 32 minutes in a Game 2 win on April 19.

2021-22 (Memphis): Competed in 53 games (two starts) in his second NBA season and averaged 4.8 points, 3.0 rebounds and 1.2 assists in 13.2 minutes while shooting 45.4% from the field and 64.8% from the free throw line... Missed 29 games... Missed one game (March 6) for personal reasons... Sidelined four games (Feb. 10-16) with right thigh soreness... Inactive five games (Dec. 31-Jan. 8) while in health and safety protocols... DNP (Coach's Decision) 19 times... Scored in double figures five times... Grabbed double-digit rebounds once... Tied his career high with four steals on Dec. 9 vs. LA Lakers... Scored a season-high 16 points on March 24 vs. Indiana... Grabbed a season-high 11 rebounds on March 26 vs. Milwaukee... **NBA Playoffs:** Appeared in nine games (six starts) in helping the Grizzlies reach the Western Conference Semifinals... Averaged 4.4 points and 3.3 rebounds in 15.4 minutes while shooting 72.0% from the field... DNP (Coach's Decision) three times... Scored in double figures once... Averaged 4.8 points and 3.8 rebounds in 15.9 minutes in five games (three starts) during Memphis' 4-2 first round series win over the Minnesota Timberwolves... Averaged 4.0 points and 2.8 rebounds in 14.9 minutes in four games (three starts) during the Grizzlies' conference semifinals series with the Golden State Warriors.

2020-21 (Memphis): Appeared in 59 games (12 starts) and averaged 6.6 points, 4.3 rebounds and 1.3 assists in 18.4 minutes while shooting 55.9% from the field, 33.8% from 3-point range and 64.2% from the free throw line during his rookie season... Ranked in the Top 10 among rookies in rebounds per game, steals per game and blocks per game... Missed 14 games... Sidelined six games due to injury, including five games (Dec. 23-Jan. 1) with left patellar tendinitis and one game (May 6) with a non-COVID illness... DNP (Coach's Decision) eight times... Scored in double figures 14 times... Grabbed double-digit rebounds five times... Posted two double-doubles... Recorded six points (3-3 FG) and six rebounds in 14 minutes in his NBA debut on Jan. 3 vs. LA Lakers... Had 15 points and a career-high four steals on Jan. 16 vs. Philadelphia... Recorded 18 points and set career highs with 14 rebounds in 41 minutes for his first career double-double on April 19 at Denver... **Play-In:** Averaged 5.5 points and 4.0 rebounds in 15.5 minutes in two play-in games... Scored 11 points, including the go-ahead 3-pointer with 1:27 left in overtime, to defeat the Golden State Warriors on the road and clinch the No. 8 seed on May 23... **NBA Playoffs:** Appeared in three games during the Grizzlies' first round series with the Utah Jazz and totaled two points, three rebounds, one assist and one steal in 18 minutes.

COLLEGE CAREER

Played three years at Michigan State (2017-20)... Appeared in 105 games (45 starts) and averaged 8.7 points, 6.6 rebounds, 1.6 assists and 1.46 blocks in 21.3 minutes while shooting 58.2% from the field and 69.5% from the free throw line... Michigan State's all-time leader for blocked shots (153)... Named 2019-20 Big Ten Defensive Player of the Year and selected to the 2019-20 Big Ten Defensive Team and 2019-20 All-Big Ten Second Team as a junior... Also selected to the 2019-20 Academic All-American Second Team... Named 2018-19 Big Ten Sixth Man of the Year as a sophomore... Started all 31 games as a senior and averaged 13.7 points, 10.3 rebounds, 3.0 assists, 1.19 steals and 2.10 blocks in 32.1 minutes while shooting 55.0% from the field... Recorded 19 double-doubles over his collegiate career, including 14 during his junior year.

PERSONAL

Born Jan. 12, 1999 in Grand Rapids, Mich... Son of Tanya Powell-May and Roosevelt Tillman... Mother, Tanya, was a four-year letter-winner in women's basketball at Michigan, earning All-Big Ten Second Team honors as a senior (1990) and Academic All-Big Ten accolades as a sophomore (1988)... Majored in journalism at Michigan State... Averaged 13.9 points, 10.9 rebounds, 5.2 assists and 4.2 blocks while shooting 68% from the field as a senior at Grand Rapids Christian High School, leading his team to a 27-1 record and an appearance in the Class A state title game.

REGULAR SEASON CAREER HIGHS

MIN	41	4/19/2021, MEM AT DEN	FT	5	1/9/2023, MEM VS SAS	AST	7	4/1/2022, MEM VS PHO
FG	10	3/28/2023, MEM VS ORL	FTA	7	2/5/2023, MEM VS TOR (3X)	STL	4	3/7/2023, MEM AT LAL (4X)
FGA	17	2/28/2023, MEM VS LAL	OREB	8	1/29/2023, MEM VS IND	TOV	5	2/16/2021, MEM VS NOP
3P	2	12/2/2021, MEM VS OKC (5X)	DREB	10	4/19/2021, MEM AT DEN	BLK	2	3/31/2023, MEM VS LAC (15X)
3PA	5	2/20/2021, MEM VS PHO (2X)	REB	14	4/19/2021, MEM AT DEN	PTS	20	3/28/2023, MEM VS ORL



5 VINCE WILLIAMS JR.

HEIGHT 6'5"

WEIGHT 205

POSITION GUARD/FORWARD

PRIOR TO NBA VCU

NBA SEASONS 1

TWO-WAY CONTRACT

NBA Regular Season Statistics

Season	TM	G	GS	MP	FG	FGA	FG%	3P	3PA	3P%	FT	FTA	FT%	ORB	DRB	TRB	AST	STL	BLK	TOV	PF	PTS	RPG	APG	PPG
2022-23	MEM	15	1	105	12	40	.300	4	28	.143	2	2	1.000	4	11	15	4	6	2	5	12	30	1.0	0.3	2.0
CAREER		15	1	105	12	40	.300	4	28	.143	2	2	1.000	4	11	15	4	6	2	5	12	30	1.0	0.3	2.0

NBA G League Statistics

Season	TM	G	GS	MP	FG	FGA	FG%	3P	3PA	3P%	FT	FTA	FT%	ORB	DRB	TRB	AST	STL	BLK	TOV	PF	PTS	RPG	APG	PPG
2022-23	MHU	8	8	246	49	75	.653	16	35	.457	17	21	.810	13	51	64	13	14	6	14	26	143	8.0	1.6	17.9
CAREER		8	8	246	49	75	.653	16	35	.457	17	21	.810	13	51	64	13	14	6	14	26	143	8.0	1.6	17.9

PRO CAREER

NBA Regular Season: Appeared in 15 games (one start) during his rookie season with the Memphis Grizzlies... Has averaged 2.0 points and 1.0 rebounds in 7.0 minutes while shooting 30.0% from the field... Has scored in double figures once.

NBA G League: Started all eight games with the Memphis Hustle... Has averaged 17.9 points, 8.0 rebounds, 1.6 assists and 1.75 steals in 30.7 minutes while shooting 65.3% from the field, 45.7% from 3-point range and 81.0% from the free throw line... Has scored in double figures eight times, including four games with at least 20 points... Grabbed double-digit rebounds twice... Has posted two double-doubles.

NBA Transactions: Selected by the Memphis Grizzlies with the 47th overall pick in the 2022 NBA Draft on June 23, 2022... Signed a two-way contract with the Memphis Grizzlies on July 2, 2022.

2022-23 (Memphis): Appeared in 15 games (one start) during his rookie season and averaged 2.0 points and 1.0 rebounds in 7.0 minutes while shooting 30.0% from the field... Missed 67 games... Sidelined 17 games due to injury/illness, including one game (Dec. 15) with left hip soreness, one game (Dec. 17) with a non-COVID illness and 15 games (March 5-31) with right shoulder soreness... DNP (Coach's Decision) 27 times... Inactive 23 times (Nov. 15-18, Nov. 22, Nov. 27, Dec. 2, Dec. 7-12, Dec. 20-31, Jan. 9-16, Jan. 20-22, Feb. 2, Feb. 25, March 1) while on a two-way transfer with the Memphis Hustle... Scored in double figures once... Logged six minutes in his NBA debut on Oct. 22 at Dallas... Played all 48 minutes and set career highs with 15 points and eight rebounds in his first career start on April 9 at Oklahoma City... **NBA G League:** Started all eight regular season appearances for the Memphis Hustle and averaged 17.9 points, 8.0 rebounds, 1.6 assists and 1.75 steals in 30.7 minutes while shooting 65.3% from the field and 45.7% from 3-point range... Scored in double figures eight times, including four games with at least 20 points... Grabbed double-digit rebounds twice... Posted two double-doubles... Started all seven appearances during the NBA G League Showcase Cup and averaged 15.3 points, 5.6 rebounds, 1.6 assists and 1.43 steals in 30.9 minutes.

COLLEGE CAREER

Played four seasons at VCU (2018-22)... Appeared in 110 games (54 starts) and averaged 8.6 points, 4.4 rebounds, 1.9 assists and 1.18 steals in 23.4 minutes while shooting 44.0% from the field, 36.7% from 3-point range and 77.3% from the free throw line... Two-time All-Atlantic 10 selection, garnering First Team honors as a senior and Third Team as a junior... One-time Atlantic 10 Player of the Week.



VINCE WILLIAMS JR.

PERSONAL

Born Aug. 30, 2000 in Toledo, Ohio... Majored in interdisciplinary studies at VCU... Selected First Team All-Ohio as a junior and senior at St. John's Jesuit High School.

REGULAR SEASON CAREER HIGHS

MIN 48 4/9/2023, MEM AT OKC
FG 6 4/9/2023, MEM AT OKC
FGA 21 4/9/2023, MEM AT OKC
3P 1 4/9/2023, MEM AT OKC (4X)
3PA 14 4/9/2023, MEM AT OKC

FT 2 4/9/2023, MEM AT OKC
FTA 2 4/9/2023, MEM AT OKC
OREB 2 4/9/2023, MEM AT OKC
DREB 6 4/9/2023, MEM AT OKC
REB 8 4/9/2023, MEM AT OKC

AST 1 4/9/2023, MEM AT OKC (4X)
STL 2 4/9/2023, MEM AT OKC (2X)
TOV 2 4/9/2023, MEM AT OKC
BLK 1 4/9/2023, MEM AT OKC (2X)
PTS 15 4/9/2023, MEM AT OKC



8 ZIAIRE WILLIAMS

HEIGHT 6'8 1/4"

WEIGHT 185

POSITION GUARD/FORWARD

PRIOR TO NBA STANFORD

NBA SEASONS 2

NBA Regular Season Statistics

Season	TM	G	GS	MP	FG	FGA	FG%	3P	3PA	3P%	FT	FTA	FT%	ORB	DRB	TRB	AST	STL	BLK	TOV	PF	PTS	RPG	APG	PPG
2021-22	MEM	62	31	1346	191	424	.450	76	242	.314	43	55	.782	26	103	129	65	35	12	41	113	501	2.1	1.0	8.1
2022-23	MEM	37	4	561	84	196	.429	25	97	.258	17	22	.773	16	63	79	35	14	6	37	58	210	2.1	0.9	5.7
CAREER		99	35	1907	275	620	.444	101	339	.298	60	77	.779	42	166	208	100	49	18	78	171	711	2.1	1.0	7.2

NBA Playoffs Statistics

Season	TM	G	GS	MP	FG	FGA	FG%	3P	3PA	3P%	FT	FTA	FT%	ORB	DRB	TRB	AST	STL	BLK	TOV	PF	PTS	RPG	APG	PPG
2021-22	MEM	10	1	168	23	52	.442	11	36	.306	12	13	.923	4	12	16	5	5	0	2	14	69	1.6	0.5	6.9
2022-23	MEM	4	0	12	2	7	.286	1	3	.333	0	0	-	0	2	2	2	0	0	2	1	5	0.5	0.5	1.3
CAREER		14	1	180	25	59	.424	12	39	.308	12	13	.923	4	14	18	7	5	0	4	15	74	1.3	0.5	5.3

NBA G League Statistics

Season	TM	G	GS	MP	FG	FGA	FG%	3P	3PA	3P%	FT	FTA	FT%	ORB	DRB	TRB	AST	STL	BLK	TOV	PF	PTS	RPG	APG	PPG
2022-23	MHU	7	7	212	54	126	.429	10	40	.250	12	15	.800	9	44	53	20	7	3	10	9	139	7.6	2.9	19.9
CAREER		7	7	212	54	126	.429	10	40	.250	12	15	.800	9	44	53	20	7	3	10	9	139	7.6	2.9	19.9

PRO CAREER

NBA Regular Season: Two-year pro has appeared in 99 games (35 starts) with the Memphis Grizzlies... Has averaged 7.2 points, 2.1 rebounds and 1.0 assists in 19.3 minutes while shooting 44.4% from the field, 29.8% from 3-point range and 77.9% from the free throw line... Has missed 53 games due to injury, four games as a DNP (Coach's Decision), one game not with team and seven games while on assignment to the NBA G League... Has scored in double figures 26 times, including three games with at least 20 points.

NBA Playoffs: Has competed in 14 postseason games (one start) with the Memphis Grizzlies... Has averaged 5.3 points and 1.3 rebounds in 12.9 minutes... Has missed two games due to injury... DNP (Coach's Decision) twice... Has scored in double figures three times.

NBA G League: Started all seven appearances for the Memphis Hustle... Has averaged 19.9 points, 7.6 rebounds, 2.9 assists and 1.00 steals in 30.3 minutes while shooting 42.9% from the field, 25.0% from 3-point range and 80.0% from the free throw line... Has scored in double figures seven times, including four games with at least 20 points... Has grabbed double-digit rebounds three times... Has posted three double-doubles.

NBA Transactions: Selected by the New Orleans Pelicans with the 10th overall pick in the 2021 NBA Draft on July 29, 2021... Draft rights (10th overall in 2021) traded by the New Orleans Pelicans with Steven Adams, Eric Bledsoe, the draft rights to Jared Butler (40th overall in 2021) and a protected 2022 first round draft pick (via Los Angeles Lakers) to the Memphis Grizzlies; the Memphis Grizzlies traded Jonas Valanciunas, the draft rights to Trey Murphy (17th overall in 2021) and the draft rights to Brandon Boston (51st overall in 2021) to the New Orleans Pelicans and the draft rights to Tyler Harvey (51st overall in 2015) to the Charlotte Hornets; the Charlotte Hornets traded the Devonte' Graham to the New Orleans Pelicans; the New Orleans Pelicans traded Wesley Iwundu and a protected 2022 first round draft pick to the Charlotte Hornets in a three-team trade on Aug. 7, 2021... Signed a multi-year contract with the Memphis Grizzlies on Aug. 8, 2021.

2022-23 (Memphis): Competed in 37 games (four starts) in his second NBA season and averaged 5.7 points and 2.1 rebounds in 15.2 minutes while shooting 42.9% from the field, 25.8% from 3-point range and 77.3% from the free throw line... Missed 45 games... Sideline 34 games due to injury, including five games (Oct. 19-24, Jan. 1) with right knee soreness, 20 games (Oct. 27-Dec. 5) with right patellar tendinitis and 10 games (March 22-April 7) with right foot/ankle soreness... DNP (Coach's Decision)



ZIAIRE WILLIAMS

three times... Inactive seven games (Feb. 7, Feb. 12, Feb. 23, March 3, March 18-20) while on assignment to the NBA G League... Not with team once on Feb. 15... Scored in double figures six times, including one game with at least 20 points... Scored 16 points on Jan. 22 at Phoenix; made a 79-foot shot at the end of the third quarter against the Suns, the longest made basket in franchise history... Scored career highs with 24 points and nine assists on April 9 at Oklahoma City... **NBA G League:** Started all seven regular season appearances for the Memphis Hustle and averaged 19.9 points, 7.6 rebounds, 2.9 assists and 1.00 steals in 30.3 minutes... Scored in double figures seven times, including four games with at least 20 points... Grabbed double-digit rebounds three times... Posted three double-doubles... **NBA Playoffs:** Came off the bench in four games during the Grizzlies' first round series with the Los Angeles Lakers and averaged 1.3 points in 3.0 minutes... DNP (Coach's Decision) twice.

2021-22 (Memphis): Appeared in 62 games (31 starts) during his rookie season and averaged 8.1 points, 2.1 rebounds and 1.0 assists in 21.7 minutes while shooting 45.0% from the field, 31.4% from 3-point range and 78.2% from the free throw line... Missed 20 games... Sideline 19 games due to injury, including one game (Nov. 8) with right wrist soreness, four games (Nov. 30-Dec. 4, Jan. 29) with left knee soreness, 14 games (Dec. 8-Jan. 3) with a left ankle sprain (in health and safety protocols from Dec. 19-26)... DNP (Coach's Decision) once... Scored in double figures 20 times, including two games with at least 20 points... Totaled three points, two rebounds, one assist and one steal in his NBA debut on Oct. 20 vs. Cleveland... Hauled in a career-high nine rebounds on Jan. 31 at Philadelphia... Totaled a career-high 21 points (9-11 FG) on Feb. 2 at New York... Tied his career high with 21 points on Feb. 24 at Minnesota... Scored 19 points in a career-high 35 minutes on April 1 vs. Phoenix... Scored 19 points, including a career-high four 3-pointers, on April 9 vs. New Orleans... Scored 18 points and matched his career high with four 3-pointers on April 10 vs. Boston... Averaged 15.4 points in 27.8 minutes in final five games of the season... **NBA Playoffs:** Appeared in 10 postseason games (one start) in helping the Grizzlies reach the Western Conference Semifinals... Averaged 6.9 points and 1.6 rebounds in 16.8 minutes... Missed two games (April 29-May 1) with right knee soreness... Scored in double figures three times... Averaged 5.6 points in 11.0 minutes in five games off the bench in Memphis' 4-2 first round series win over the Minnesota Timberwolves... Averaged 8.2 points in 22.5 minutes in five games (one start) in the Grizzlies' conference semifinals series against the Golden State Warriors.

COLLEGE CAREER

Played one season at Stanford (2020-21)... Competed in 20 games (14 starts) in his lone season with the Cardinal and averaged 10.7 points, 4.6 rebounds and 2.2 assists in 27.8 minutes... Top-10 finalist for the Julius Erving Small Forward of the Year Award... Pac-12 All-Freshman Team Honorable Mention... Pac-12 Freshman of the Week (Dec. 21)... Naismith Trophy Player of the Week (Jan. 11)... Ranks eighth all-time at Stanford in points per game by a freshman and sixth in free throw percentage (.796)... Posted the second triple-double in program history with 12 points, 12 rebounds and 10 assists on Jan. 7 vs. Washington... This marked the first triple-double in Stanford history that included assists... Scored a career-high 19 points on Nov. 30 vs. Alabama in the Maui Invitational... Scored in double figures 12 times.

NATIONAL TEAM

Won gold medal at the 2019 U19 FIBA World Cup with the United States in Greece.

PERSONAL

Born Sept. 12, 2001 in Lancaster, Calif... Son of Marquita and Ziaire Williams... The highest-rated prospect in Stanford men's basketball history... A five-star prospect by 247Sports, Rivals and ESPN ranked fourth, fifth and seventh at the national level, respectively... Selected McDonald's All-American, Jordan Brand Classic, Nike Hoop Summit and Iverson Classic in 2020... California Wooden Award Open Division High School Player of the Year... Averaged 15.0 points, 7.9 rebounds and 3.6 assists as a senior at Sierra Canyon High School.

REGULAR SEASON CAREER HIGHS

MIN	35	4/5/2022, MEM AT UTA (2X)	FT	4	4/5/2022, MEM AT UTA (3X)	AST	9	4/9/2023, MEM AT OKC
FG	9	4/9/2023, MEM AT OKC (2X)	FTA	4	4/9/2023, MEM AT OKC (6X)	STL	2	1/27/2023, MEM AT MIN (6X)
FGA	19	4/9/2023, MEM AT OKC	OREB	4	3/8/2022, MEM VS NOP	TOV	4	1/4/2023, MEM AT CHA
3P	4	4/10/2022, MEM VS BOS (2X)	DREB	7	1/31/2022, MEM AT PHI	BLK	2	10/28/2021, MEM AT GSW
3PA	11	4/10/2022, MEM VS BOS	REB	9	1/31/2022, MEM AT PHI	PTS	24	4/9/2023, MEM AT OKC



HC TAYLOR JENKINS

HEAD COACH
COLLEGE: PENNSYLVANIA

INTRO

PLAYERS

EXECUTIVE

BASKETBALL
OPS

BUSINESS
OPS

MEDIA

COMMUNITY

HISTORY

PLAYOFFS

REVIEW

OPPONENTS

NBA

FEDERATION

AT A GLANCE



4 STEVEN ADAMS

POSITION: CENTER
HEIGHT: 6'11"
WEIGHT: 265
PRIOR TO NBA: PITTSBURGH/
NEW ZEALAND



7 SANTI ALDAMA

POSITION: FORWARD
HEIGHT: 6'11"
WEIGHT: 224
PRIOR TO NBA: LOYOLA (MD)/
SPAIN



22 DESMOND BANE

POSITION: GUARD/FORWARD
HEIGHT: 6'6"
WEIGHT: 215
PRIOR TO NBA: TCU/USA



15 BRANDON CLARKE

POSITION: FORWARD
HEIGHT: 6'7 3/4"
WEIGHT: 210
PRIOR TO NBA: GONZAGA/CANADA



0 JACOB GILYARD

POSITION: GUARD
HEIGHT: 5'9"
WEIGHT: 160
PRIOR TO NBA: RICHMOND/USA



45 GG JACKSON II

POSITION: FORWARD
HEIGHT: 6'9"
WEIGHT: 215
PRIOR TO NBA: SOUTH CAROLINA/USA



13 JAREN JACKSON JR.

POSITION: GUARD/CENTER
HEIGHT: 6'11"
WEIGHT: 242
PRIOR TO NBA: MICHIGAN ST/USA




10 LUKE KENNARD

POSITION: GUARD/FORWARD
HEIGHT: 6'5"
WEIGHT: 206
PRIOR TO NBA: DUKE/USA



46 JOHN KONCHAR

POSITION: GUARD/FORWARD
HEIGHT: 6'4 3/4"
WEIGHT: 210
PRIOR TO NBA: FORT WAYNE/USA



3 JAKE LARAVIA

POSITION: FORWARD
HEIGHT: 6'7"
WEIGHT: 235
PRIOR TO NBA: WAKE FOREST/USA



6 KENNETH LOFTON JR.

POSITION: FORWARD/CENTER
HEIGHT: 6'8"
WEIGHT: 275
PRIOR TO NBA: LA TECH/USA



12 JA MORANT

POSITION: GUARD
HEIGHT: 6'2 1/2"
WEIGHT: 175
PRIOR TO NBA: MURRAY ST/USA



21 DAVID RODDY

POSITION: FORWARD
HEIGHT: 6'5"
WEIGHT: 255
PRIOR TO NBA: COLO. STATE/USA



23 DERRICK ROSE

POSITION: GUARD
HEIGHT: 6'3"
WEIGHT: 200
PRIOR TO NBA: MEMPHIS/USA



36 MARCUS SMART

POSITION: GUARD
HEIGHT: 6'3"
WEIGHT: 220
PRIOR TO NBA: OKLAHOMA ST/USA



2 XAVIER TILLMAN SR.

POSITION: FORWARD/CENTER
HEIGHT: 6'8"
WEIGHT: 245
PRIOR TO NBA: MICHIGAN ST/USA



5 VINCE WILLIAMS JR.

POSITION: GUARD/FORWARD
HEIGHT: 6'6"
WEIGHT: 205
PRIOR TO NBA: VCU/USA



8 ZIAIRE WILLIAMS

POSITION: GUARD/FORWARD
HEIGHT: 6'8 1/4"
WEIGHT: 185
PRIOR TO NBA: STANFORD/USA



ROSTER

NO.	PLAYER	POSITION	HEIGHT	WEIGHT	DATE OF BIRTH	PRIOR TO NBA/HOME COUNTRY	YEARS PRO
4	Steven Adams	C	6-11	265	7/20/1993	Pittsburgh/New Zealand	10
7	Santi Aldama	F	6-11	224	1/10/2001	Loyola (MD)/Spain	2
22	Desmond Bane	G/F	6-6	215	6/25/1998	TCU/USA	3
15	Brandon Clarke	F	6-7 ¾	210	9/19/1996	Gonzaga/Canada	4
0	Jacob Gilyard ^{2W}	G	5-9	160	7/14/1998	Richmond/USA	1
45	GG Jackson II ^{2W}	F	6-9	215	12/17/2004	South Carolina/USA	R
13	Jaren Jackson Jr.	F/C	6-11	242	9/15/1999	Michigan State/USA	5
10	Luke Kennard	G/F	6-5	206	6/24/1996	Duke/USA	6
46	John Konchar	G/F	6-4 ¾	210	3/22/1996	Fort Wayne/USA	4
3	Jake LaRavia	F	6-7	235	11/3/2001	Wake Forest/USA	1
6	Kenneth Lofton Jr.	F/C	6-8	275	8/14/2002	Louisiana Tech/USA	1
12	Ja Morant	G	6-2 ½	175	8/10/1999	Murray State/USA	4
21	David Roddy	F	6-5	255	3/27/2001	Colorado State/USA	1
23	Derrick Rose	G	6-3	200	10/4/1988	Memphis/USA	14
36	Marcus Smart	G	6-3	220	3/6/1994	Oklahoma State/USA	9
2	Xavier Tillman Sr.	F/C	6-8	245	1/12/1999	Michigan State/USA	3
5	Vince Williams Jr. ^{2W}	G/F	6-6	205	8/30/2000	VCU/USA	1
8	Ziaire Williams	G/F	6-8 ¾	185	9/12/2001	Stanford/USA	2

* - 2W indicates a Two-Way Player who will be eligible to play for the Memphis Grizzlies and the NBA G League's Memphis Hustle.

Head Coach	Taylor Jenkins (Pennsylvania)
Assistant Coach	Anthony Carter (Hawaii)
Assistant Coach	Blake Ahearn (Missouri State)
Assistant Coach	Brad Jones (Lambuth)
Assistant Coach	James "Scoonie" Penn (Ohio State)
Assistant Coach	Patrick St. Andrews (Penn State)
Assistant Coach	Sonia Raman (MIT)
Assistant Coach	Vitaly Potapenko (Wright State)
Head of Sports Medicine	Eric Oetter (Georgia)

PRONUNCIATION GUIDE

Santi Aldama (sahn-tee all-DAH-ma)	Eric Oetter (Otter)
Luke Kennard (ken-ARD)	Vitaly Potapenko (po-TAH-pen-ko)
John Konchar (con-char)	Sonia Raman (SOHN-ya RAH-mun)
Jake LaRavia (luh-RAY-vee-uh)	Xavier Tillman Sr. (Zavier)
Ja Morant (Jah mo-RANT)	Ziaire Williams (zy-air)

HOW THE GRIZZLIES WERE BUILT



THROUGH THE DRAFT (4)

Jaren Jackson Jr. 2018 NBA Draft (4th overall, first round); signed multi-year contract on July 1, 2018

Ja Morant 2019 NBA Draft (2nd overall, first round); signed multi-year contract on July 1, 2019

Vince Williams Jr. 2022 NBA Draft (47th overall, second round); signed two-way contract on July 2, 2022

GG Jackson II 2023 NBA Draft (45th overall, second round); signed two-way contract on Aug. 31, 2023

THROUGH TRADES (10)

Brandon Clarke Draft rights (21st overall in 2019) acquired from the Oklahoma City Thunder for the draft rights to Darius Bazley (23rd overall in 2019) and a 2024 second round draft pick on July 6, 2019

Xavier Tillman Sr. Draft rights (35th overall in 2020) acquired from the Sacramento Kings for the draft rights to Robert Woodard II (40th overall) and a 2022 second round draft pick on Nov. 19, 2020; signed a multi-year contract on Nov. 28, 2020

Desmond Bane Draft rights (30th overall in 2020) acquired from the Boston Celtics in a three-team trade also involving the Portland Trail Blazers on Nov. 20, 2020; Memphis traded two future second round picks to Boston and traded cash considerations to Portland; Portland traded Mario Hezonja to Memphis; Boston traded Enes Kanter to Portland; signed a multi-year contract on Nov. 25, 2020

Steven Adams Acquired from the New Orleans Pelicans with Eric Bledsoe, the draft rights to Ziaire Williams (10th overall in 2021), the draft rights to Jared Butler (40th overall in 2021), a protected 2022 first round draft pick (via Los Angeles Lakers) and a future second round draft pick; the Memphis Grizzlies traded Jonas Valanciunas, the draft rights to Trey Murphy (17th overall in 2021) and the draft rights to Brandon Boston (51st overall in 2021) to the New Orleans Pelicans and the draft rights to Tyler Harvey (51st overall in 2015) to the Charlotte Hornets; the Charlotte Hornets traded the Devonte' Graham to the New Orleans Pelicans; the New Orleans Pelicans traded Wesley Iwundu and a protected 2022 first round draft pick to the Charlotte Hornets in a three-team trade on Aug. 7, 2021

Ziaire Williams Draft rights (10th overall in 2021) acquired from the New Orleans Pelicans with Steven Adams, Eric Bledsoe, the draft rights to Jared Butler (40th overall in 2021) and a protected 2022 first round draft pick (via Los Angeles Lakers); the Memphis Grizzlies traded Jonas Valanciunas, the draft rights to Trey Murphy (17th overall in 2021) and the draft rights to Brandon Boston (51st overall in 2021) to the New Orleans Pelicans and the draft rights to Tyler Harvey (51st overall in 2015) to the Charlotte Hornets; the Charlotte Hornets traded the Devonte' Graham to the New Orleans Pelicans; the New Orleans Pelicans traded Wesley Iwundu and a protected 2022 first round draft pick to the Charlotte Hornets in a three-team trade on Aug. 7, 2021

Santi Aldama Draft rights (30th overall in 2021) acquired from the Utah Jazz for the draft rights to Jared Butler (40th overall in 2021) and two future second round draft picks on Aug. 7, 2021

Jake LaRavia Draft rights (19th overall in 2022) acquired from the Minnesota Timberwolves for the draft rights to Walker Kessler (22nd overall in 2022) and TyTy Washington Jr. (29th overall in 2022) on June 24, 2022; signed a multi-year contract on July 1, 2022

David Roddy Draft rights (23rd overall in 2022) acquired from the Philadelphia 76ers with Danny Green for De'Anthony Melton on June 24, 2022; signed a multi-year contract on July 1, 2022

Luke Kennard Acquired with a future second round pick swap from the LA Clippers; the Memphis Grizzlies traded Danny Green to the Houston Rockets and traded three second round picks to the LA Clippers; the LA Clippers traded John Wall and future draft considerations to the Houston Rockets; the Houston Rockets traded Eric Gordon to the LA Clippers on Feb. 9, 2023

Marcus Smart Acquired from the Boston Celtics; the Memphis Grizzlies traded the draft rights to Marcus Sasser (25th overall in 2023) and a future first round pick to the Boston Celtics and traded Tyus Jones to the Washington Wizards; the Boston Celtics traded Danilo Gallinari, Mike Muscala and the draft rights to Julian Phillips (35th overall in 2023) to the Washington Wizards; the Washington Wizards traded Kristaps Porzingis to the Boston Celtics in a three-team trade on June 23, 2023.

THROUGH FREE AGENCY (4)

John Konchar Signed a two-way contract on July 7, 2019; re-signed to a multi-year contract on Nov. 22, 2020

Kenneth Lofton Jr. Signed a two-way contract on July 2, 2022; signed multi-year contract on April 8, 2023

Jacob Gilyard Signed a two-way contract on April 8, 2023

Derrick Rose Signed contract on July 3, 2023

INTRO

PLAYERS

EXECUTIVE

BASKETBALL
OPS

BUSINESS
OPS

MEDIA

COMMUNITY

HISTORY

PLAYOFFS

REVIEW

OPPONENTS

NBA

FEDERATION

AT A GLANCE





MEMPHIS GRIZZLIES



ROBERT PERA

CHAIRMAN AND CONTROLLING OWNER

Robert Pera has served as Chairman and Controlling Owner of the Grizzlies since 2012. Pera has made significant investments into the Grizzlies, and under his stewardship, the organization has experienced unprecedented success, including a club-record 56-win season and the club's first appearance in the Western Conference Finals. The Grizzlies have also won more playoff games during Pera's tenure than in the 17 seasons prior. More importantly, Pera has stayed true to his commitment to "make a positive and meaningful difference in the community," becoming a strong supporter of the Grizzlies Foundation. Understanding the power of sport to transform lives, particularly those of children at risk, the Grizzlies Foundation has invested significantly in: increasing the number of high school graduates prepared for success in college and the workforce; enabling positive adult mentors to engage in youth mentoring and development; and ensuring that all Memphians

have access to healthy exercise spaces. The Grizzlies are the first professional sports team ever to receive the prestigious President's Council on Fitness, Sports and Nutrition Award in recognition of exemplary service to the broader community.

Pera established his first computer services company at the age of 16, and founded Ubiquiti Inc., a next-generation, global communications technology company, with \$30,000 of his personal savings. Pera saw an opportunity to enhance existing 802.11 WiFi technology such that it could be used to bring the internet to underserved areas (e.g., rural areas and developing regions) lacking the infrastructure to access the internet through traditional avenues. Ubiquiti has since successfully expanded into new market segments (e.g., enterprise-class networking equipment and consumer electronics). Under Pera's leadership, Ubiquiti has made meaningful progress towards closing the digital divide. Ubiquiti's community of grass roots operators have connected millions of people to the Internet in some of the most remote regions in the world. Pera continues to serve as Ubiquiti's Chief Executive Officer and Chairman, roles for which he does not receive any equity compensation.

Pera has received numerous accolades and widespread media recognition, including Top 10 "Young and Powerful CEOs under 40" and Top 10 "Youngest Billionaires in the World." Pera earned a Bachelor of Arts in Japanese Language, a Bachelor of Science in Electrical Engineering and a Master of Science in Electrical Engineering, all from the University of California, San Diego. Upon graduating, he accepted a position as a hardware engineer at Apple where he worked until leaving to launch Ubiquiti.



JOE ABADI

DIRECTOR

Joe Abadi has served as Director of the Memphis Grizzlies since 2014.



BASKETBALL OPS



BASKETBALL OPS

ZACHARY Z. KLEIMAN

PRESIDENT & GENERAL MANAGER OF BASKETBALL OPERATIONS



Zachary Z. Kleiman, President & General Manager of Basketball Operations, enters his ninth season with the Memphis Grizzlies. As the Grizzlies' lead basketball operations executive and personnel decision-maker, Kleiman oversees and manages all basketball matters, including professional and amateur scouting, draft preparations, player acquisitions, salary cap management, team operations and sports medicine programming.

Kleiman hired Taylor Jenkins as head coach, selected Ja Morant and Desmond Bane in the NBA Draft and further assembled a roster that has secured the No. 2 seed in the Western Conference Playoffs and won the Southwest Division title in each of the last two seasons, both franchise firsts. He was recognized

as the NBA Basketball Executive of the Year, becoming the youngest recipient of the award, after Memphis tied the club record with a 56-26 record during the 2021-22 season.

Kleiman served as the Grizzlies' Assistant General Manager during the 2018-19 season and joined the organization in 2015 as the team's in-house legal counsel.

Prior to joining the Grizzlies, Kleiman practiced law at Proskauer Rose LLP, an international law firm based in New York. At Proskauer, Kleiman represented clients in the sports industry – including the National Basketball Association, Major League Soccer, Major League Baseball and the Buffalo Bills – in connection with an array of corporate matters, including team acquisitions and sales, financings, media rights, sponsorships and other commercial transactions.

Kleiman began his career in professional sports with internships with the then-Charlotte Bobcats (Basketball Operations), Oakland Raiders (Legal), Los Angeles Lakers (Public Relations) and New York Knicks (Basketball Operations).

Kleiman, who also serves on the Board of Directors of CodeCrew, a Memphis-based nonprofit organization, earned his bachelor's degree in psychology from the University of Southern California and his J.D. from the Duke University School of Law.



TAYSHAUN PRINCE

VICE PRESIDENT OF BASKETBALL AFFAIRS

Tayshaun Prince enters his seventh season in the Memphis Grizzlies' front office and his fifth as Vice President of Basketball Affairs after serving the previous two seasons as Special Advisor to the General Manager. In his current role, Prince serves as a mentor for younger players on the team, consults with the team's front office and coaching staff and assists in the scouting and evaluation of pro and college personnel.

Prince returned to Memphis in 2017 following a 14-year NBA career during which he captured the 2003-04 NBA championship as a member of the Detroit Pistons, earned four consecutive All-Defensive Second Team honors (2004-08) and helped lead the Grizzlies to the Western Conference Finals in 2013. Prince ranks fifth in Pistons franchise history in games played (792) and three-point field goals made (510), eighth in points (10,006) and blocks (448) and ninth in assists (2,074).

Selected 23rd overall in the 2002 NBA Draft, Prince appeared in 1,017 regular season games (902 starts) for the Pistons, Grizzlies, Boston Celtics and Minnesota Timberwolves and averaged 11.1 points, 4.3 rebounds and 2.4 assists in 31.0 minutes. He enjoyed a four-year collegiate career at the University of Kentucky, where he was named the Southeastern Conference Player of the Year and earned Consensus All-American Second Team honors in 2001. Prince graduated with a degree in sociology.

Prince was a member of the 2008 United States Men's National Basketball Team, which won the gold medal in the 2008 Summer Olympics in Beijing, China.



RICH CHO

VICE PRESIDENT OF BASKETBALL STRATEGY

Rich Cho enters his fifth season with the Memphis Grizzlies as Vice President of Basketball Strategy. Cho assists Executive Vice President & General Manager of Basketball Operations Zach Kleiman in various aspects of Basketball Operations, including salary cap matters, basketball analytics, player contracts and player acquisitions.

A native of Myanmar who immigrated to the United States with his family in 1968 when he was three years old, Cho became the first Asian-American general manager in American major league sports when he served as General Manager of the Portland Trail Blazers in 2010-11. He then worked seven seasons (2011-18) as General Manager of the Charlotte Hornets, where he served as the franchise's

lead Basketball Operations executive.

Prior to his stint in Portland, Cho spent 10 seasons (2000-10) as Assistant General Manager of the Seattle SuperSonics/Oklahoma City Thunder. He entered the NBA in 1995 as an intern with the SuperSonics while earning a law degree from Pepperdine University School of Law. After serving as a part-time consultant for the SuperSonics in 1997, Cho was hired as the team's director of basketball affairs in 1998 before being promoted to Assistant General Manager in 2000.

A member of the Washington State Bar, Cho also served as Vice President of Legal for the SuperSonics from 2005-07 in addition to his duties as Assistant GM. Following the team's move to Oklahoma City, Cho also oversaw the Thunder's NBA G League affiliate, the Tulsa 66ers, and their run to the championship game in 2009-10.

Cho earned an engineering degree from Washington State University and worked as an engineer at Boeing in Seattle from 1989-94 before leaving to enroll at Pepperdine in order to pursue his passion in professional sports. His law degree from Pepperdine includes an emphasis in sports law, contract negotiations and dispute resolution.

During his internship with the SuperSonics, Cho, along with two Microsoft programmers, helped design and implement one of the NBA's most advanced and comprehensive college and professional player evaluation systems that integrates player statistics, scouting information and contract details.

An avid explorer of restaurants and cuisine, Cho founded an interactive food blog site called Bigtime Bites (bigtimebites.com) to bring basketball fans and food lovers across the country together. Cho also enjoys staying active by playing basketball, tennis, ping pong and pickleball in his spare time. During the 2017 NBA Summer League in Las Vegas, Cho won the NBA Summer League Table Tennis Challenge Benefitting St. Jude Children's Research Hospital for the second time (previously won in 2013). As a competitive pickleball player, Cho is sponsored by Onix Pickleball. Cho won the 2018 U.S. Mid-Atlantic Regional Pickleball Championships and 2019 Thailand Open and has played in both the U.S. Open and U.S. National Pickleball Championships. Cho and his wife, Julie, have two daughters, Miranda and Annika.

INTRO

PLAYERS

EXECUTIVE

BASKETBALL OPS

BUSINESS OPS

MEDIA

COMMUNITY

HISTORY

PLAYOFFS

REVIEW

OPPONENTS

NBA

FEDERATION

AT A GLANCE



BASKETBALL OPS



CHRIS MAKRIS

VICE PRESIDENT OF PLAYER PERSONNEL

Chris Makris enters his 10th season with the Memphis Grizzlies and his second as Vice President of Player Personnel. Makris oversees all aspects of the Grizzlies' player evaluation process, including preparation for the NBA draft, free agency and trade opportunities. In addition, he is an integral part of the team's strategic process regarding salary cap and collective bargaining agreement-related decisions.

Before joining the Grizzlies, Makris served nine seasons as general manager of the NBA G League's Iowa Energy. Appointed as Iowa's GM at age 27, Makris guided the franchise to four division titles and the 2011 NBA G League championship. During his tenure, he became the NBA G League's all-time leader for regular season wins by a general manager and the only GM in league history to guide his teams to four division crowns. Under his direction, the Energy tied a league record by qualifying for the playoffs four consecutive seasons (2008-12).

The Rhinelander, Wisc. native has one son, Hudson. He attended Drake University, where he played quarterback on the football team.



CHANTAL HASSARD

VICE PRESIDENT OF TEAM OPERATIONS AND STRATEGIC INITIATIVES

Chantal Hassard enters her 29th season with the Grizzlies organization and first as Vice President of Team Operations and Strategic Initiatives after serving the previous six seasons as Vice President of Team Operations and Player Programs. An original member of the franchise's basketball operations department, Hassard has worked closely with each head coach since the Grizzlies' inaugural season in 1995 in Vancouver.

Expanding from her previous roles as Director of Team Services and Director of Team Operations, Hassard manages the Grizzlies' administration systems and development and serves as the team's player development representative, providing Grizzlies players with educational programs and critical support services. She also ensures team-related activities are arranged and maintains on- and off-court community initiatives.

Prior to joining the Grizzlies, Hassard began her sports career in 1993 as the team operations assistant for the NHL's Vancouver Canucks.

Hassard supports the National Bone Marrow Donor Program and animal welfare organizations. She also serves as a member of the NBA's steering committee on player development.



ELLIOT PERRY

DIRECTOR OF PLAYER SUPPORT

Memphis native Elliot Perry enters his 17th season with the Memphis Grizzlies and 10th in the Basketball Operations department as Director of Player Support. In this role, Perry's responsibilities include but are not limited to preparing Grizzlies players for life after basketball and advising with respect to community investment. In addition, Perry has been a limited partner of the Grizzlies' ownership group since 2005 and is entering his 15th season on the team's radio broadcast as an analyst alongside play-by-play announcer Eric Hasseltine.

A graduate of Treadwell High School, Perry started every game in his four-year collegiate career (1987-91) with his hometown Memphis State Tigers and led his team to two NCAA Tournament berths, including a second round appearance in 1987, before graduating with a degree in marketing. Selected 37th overall in the 1991 NBA Draft, Perry played 10 seasons in the NBA for seven different teams, including a two-game stint with the Grizzlies in his final season (2001-02). Perry, who became known as "Socks" because of his trademark knee-highs, finished runner-up for the 1995 NBA Most Improved Player Award as a member of the Phoenix Suns.

Perry, a 2009 inductee in the Tennessee Sports Hall of Fame, is committed to making a difference in his community. He founded the SOCKS (Supporting Our Community and KidS) Banquet to provide financial support to those organizations that are making a difference in the Memphis area as it relates to kids. Perry also is an active member of the Grizzlies Foundation mentoring programs and serves as Chairman of the Grizzlies Foundation Board. He also is a current board member of the National Civil Rights Museum and New Hope Christian Academy (NHCA).



GLEN GRUNWALD

SENIOR ADVISOR

Glen Grunwald enters his fifth season with the Memphis Grizzlies as Senior Advisor for the franchise's Basketball Operations department. Grunwald also currently serves as Executive Advisor, Basketball Operations for Canada Basketball, following his retirement as its President and Chief Executive Officer after three years at the helm. He also served as a member of the Working Group on Match Manipulation and Gambling in Sport in Canada.

Grunwald brings nearly 20 years of senior executive experience to the Grizzlies following his tenures with the Toronto Raptors and New York Knicks. Hired by the Knicks in 2006, Grunwald spent seven seasons (2006-13) in New York, including the last two as Executive Vice President and General Manager, constructing a roster that won 54 games in his final season at the helm (2012-13). An original member of Toronto's front office, Grunwald served a decade (1994-2004) with the Raptors, including his final seven seasons (1997-2004) as General Manager, and led the organization to its first three playoff appearances (2000-02).

Prior to joining the Raptors, Grunwald also spent four years as Vice President, General Counsel for the Denver Nuggets. Grunwald, who earned Canadian citizenship in 1999, also worked for two years (2004-06) as President and CEO of the Toronto Board of Trade before joining the Knicks. Grunwald also has experience at the college level, having worked four seasons (2014-18) as Director of Athletics and Recreation at McMaster University in Hamilton, Ontario, Canada. He is the co-founder and chairman of HoopDome, Toronto's premier public basketball facility. Grunwald also serves as a mediator for ADR Chambers.

The Chicago native graduated from Indiana University, where he co-captained the Hoosiers' 1981 NCAA Championship team before being drafted by the Boston Celtics in the 1981 NBA Draft. He earned his law degree from Northwestern in 1984 and added a master's degree in business administration from Indiana in 1986.



BASKETBALL OPS



TAYLOR JENKINS

HEAD COACH

Taylor Jenkins enters his fifth season as head coach of the Memphis Grizzlies after being named to the position on June 11, 2019.

Jenkins has guided the Grizzlies to consecutive 50-win campaigns, back-to-back Southwest Division championships and three straight postseason appearances, securing the No. 2 seed in the Western Conference Playoffs in each of the past two seasons. Jenkins finished second in the voting for the 2021-22 NBA Coach of the Year award after leading Memphis to a 56-26 record, which matched the best single-season record in franchise history, and clinching the club's first-ever division title. He has received the Western Conference Coach of the Month award three times (Jan. 2020, Dec. 2021, Mar./Apr. 2023).

Memphis has established a new franchise record for scoring average in each of Jenkins' first four seasons on the sidelines, averaging 116.9 points last season, and owns four of the NBA's six highest paint scoring averages since the NBA began tracking the data in 1996-97. During the 2021-22 season, the Grizzlies became the first team in NBA history to lead the league in rebounds, steals and blocks (while also pacing the league in offensive rebounds, points in the paint, second chance points and fast break points that season).

The Grizzlies qualified for the inaugural NBA Play-In Game in 2020 with one of the league's youngest rosters and advanced to the 2021 NBA Playoffs after winning two games in the 2021 NBA Play-In Tournament.

Jenkins joined the Grizzlies on June 11, 2019, after serving the 2018-19 season with the Milwaukee Bucks as an assistant coach under two-time NBA Coach of the Year Mike Budenholzer. Jenkins helped guide the team to the NBA's best regular season record (60-22), a trip to the 2019 Eastern Conference Finals and the league's highest-scoring offense (118.1 points). He was an assistant coach for Team Giannis in the 2019 NBA All-Star Game.

Before his time with the Bucks, Jenkins spent five seasons (2013-18) as an assistant coach under Budenholzer with the Atlanta Hawks, where he helped coach the team to four postseason appearances, including the 2015 Eastern Conference Finals. He was an assistant coach for the 2015 NBA Eastern Conference All-Star Team.

Jenkins' previous experience includes one season (2012-13) as head coach of the Austin Toros (now Spurs), the NBA G League affiliate of the San Antonio Spurs, where he led the team to the NBA G League Playoffs. Jenkins spent four seasons (2008-12) as an assistant coach with the Toros, working under head coaches Quin Snyder and Brad Jones, and was a member of the club's 2012 championship team and playoff runs in 2009 and 2010. He interned with San Antonio's basketball operations department during the 2007-08 season.

Jenkins attended The Wharton School at the University of Pennsylvania and graduated with a Bachelor of Science degree in Economics while concentrating in Management and minoring in Psychology. He and his wife, Chantall, have three sons and one daughter.

CAREER RECORD		W	L	WIN%
2019-20	Memphis	34	39	.466
2020-21	Memphis	38	34	.528
2021-22	Memphis	56	26	.683
2022-23	Memphis	51	31	.622
TOTAL		179	130	.579





ANTHONY CARTER

ASSISTANT COACH

Anthony Carter enters his first season with the Grizzlies as an assistant coach under head coach Taylor Jenkins.

Carter joins the Grizzlies following five seasons as a member of Erik Spoelstra's staff with the Miami Heat, where he helped the organization reach the NBA Finals twice and the Eastern Conference Finals three times. He served his final two seasons (2021-23) in Miami involved in all aspects of the Heat's player development program as Assistant Coach/Director of Player Development. Carter previously served as Player Development Coach/Director of Player Development for one season (2020-21) and as Player Development Coach for two seasons (2018-20). He also served as an assistant coach for Miami's NBA G League affiliate, the Sioux Falls Skyforce, for two seasons (2016-18).

Following his collegiate career at Hawaii, Carter spent the first four seasons of his playing career with the Heat, helping Miami earn a pair of postseason appearances. The highlight of his Heat career occurred in Game 3 of the 2000 Eastern Conference Semifinals against the New York Knicks when his driving lay-up over the backboard with 2.2 seconds remaining gave the Heat a one-point victory at Madison Square Garden.

After concluding his 13-year playing career which spanned 623 games (181 starts) and included stops in Miami, San Antonio, Minnesota, Denver, New York and Toronto, Carter served as an assistant coach with the NBA G League's Austin Spurs for two seasons (2013-15) before joining George Karl's staff as an assistant coach with the Sacramento Kings for the 2015-16 season.



BLAKE AHEARN

ASSISTANT COACH

Blake Ahearn enters his fifth season as an assistant coach under head coach Taylor Jenkins.

Ahearn previously served three seasons as head coach of the NBA G League's Austin Spurs, where he guided the team to the 2018 NBA G League championship. Prior to his time in Austin, Ahearn served one season as head coach of his high school alma mater, De Smet Jesuit, and one season as head coach at Clayton High School, both in St. Louis.

Ahearn played professionally for eight seasons, including three in the NBA with the Miami Heat (2007-08), San Antonio Spurs (2008-09) and Utah Jazz (2011-12). During his time in the NBA G League, Ahearn was named the 2007-08 NBA G League Rookie of the Year, selected to the NBA G League First Team twice (2009, 2012) and won the 2015 NBA G League championship as a member of the Santa Cruz Warriors. He also played professionally in Spain, Italy, China, Ukraine and Puerto Rico.

The St. Louis native played collegiately at Missouri State University (2003-07), where he was named the Missouri Valley Conference Freshman of the Year and earned All-MVC First Team honors during his junior and senior seasons. Ahearn is the NCAA's all-time leader in free throw percentage, connecting on 94.6 percent (435-of-460) of his shots from the foul line, and holds the single-season NCAA record, shooting 97.5 percent (117-of-120) as a freshman.

INTRO

PLAYERS

EXECUTIVE

BASKETBALL
OPSBUSINESS
OPS

MEDIA

COMMUNITY

HISTORY

PLAYOFFS

REVIEW

OPPONENTS

NBA

FEDERATION

AT A GLANCE



BASKETBALL OPS



BRAD JONES

ASSISTANT COACH

Brad Jones begins his sixth season with the Memphis Grizzlies organization and his fifth as an assistant coach under head coach Taylor Jenkins. Jones served as head coach of the Memphis Hustle, the Grizzlies' NBA G League affiliate, during the 2018-19 season, leading the club to its first playoff appearance and victory during its run to the 2019 Western Conference Semifinals.

Prior to joining the Grizzlies organization, Jones served as General Manager of the NBA G League's Iowa Wolves and as a pro scout for the NBA parent club, the Minnesota Timberwolves, from 2016-18. Jones won an NBA G League championship in 2012 as head coach of the then Austin Toros (now Spurs) and also led the Utah Flash to the 2009 NBA G League Finals. In five combined seasons with the two teams (Utah, 2007-10; Austin, 2010-12), Jones compiled a 148-118 (.556) record, submitting a winning record for both teams and winning two Western Conference titles. Jones still owns Austin's franchise record for wins in a regular season (33).

Jones' experience also extends to the NBA coaching ranks, spending four seasons with the Utah Jazz (2012-16) where he worked his way from assistant coach for player development to Quin Snyder's lead assistant coach for his final two seasons in Salt Lake City.

Jones began his coaching career in 1990 at his alma mater of Lambuth University in Jackson, Tennessee and served as the Eagles' head coach from 1996-2001. As a senior at Lambuth, he was the captain of the basketball team and was named the school's Male Athlete of the Year and Scholar Athlete of the Year. He earned his master's degree in kinesiology from the University of Memphis.

Jones and his wife Lori have three children: Justin, Isabella and Jackson.



JAMES "SCOONIE" PENN

ASSISTANT COACH

James "Scoonie" Penn enters his fifth season with the Memphis Grizzlies as an assistant coach for head coach Taylor Jenkins.

Penn was named the 1995-96 Big East Rookie of the Year and 1996-97 Big East Tournament MVP and was selected to the 1996-97 All-Big East First Team at Boston College before transferring to The Ohio State University, where he won the 1998-99 Big Ten Player of the Year award and led the Buckeyes to the 1999 NCAA Final Four.

A two-time All-American and All-Big Ten selection at Ohio State, Penn scored 1,076 points for the Buckeyes, and his 123 points scored in NCAA Tournament play rank seventh in program history. He served two seasons (2017-19) as Director of Player Development at Ohio State before joining the Grizzlies.

Voted into The Ohio State Athletics Hall of Fame in 2013, the Massachusetts native was drafted by the Atlanta Hawks in the second round of the 2000 NBA Draft and enjoyed an 11-year professional career in Europe.



PATRICK ST. ANDREWS

ASSISTANT COACH

Patrick St. Andrews enters his first season with the Grizzlies as an assistant coach under head coach Taylor Jenkins.

St. Andrews joins the Grizzlies following five seasons as a member of Mike Budenholzer's staff with the Milwaukee Bucks, where he was part of a coaching staff that won the 2021 NBA championship and led the Bucks to the best regular season record in the NBA. He also served alongside Jenkins as assistant coaches in Milwaukee during the 2018-19 season. The 2023-24 season marks St. Andrews' 11th overall in the NBA.

St. Andrews became an assistant coach for the first time in 2017 under Budenholzer in Atlanta after joining the Hawks organization in 2013 as a seasonal assistant. In 2014, St. Andrews was promoted to Atlanta's assistant video coordinator position before being elevated to head video coordinator in 2016 and then to assistant coach in 2017.

St. Andrews' coaching experience also includes time as an assistant coach with the Dominican Republic national team at the 2015 FIBA Americas Championship and as the head coach for the Bucks' Las Vegas Summer League team in 2021.

A native of State College, Pennsylvania, St. Andrews was a two-year captain on the basketball team at Penn State Behrend, where he earned a bachelor's degree in business economics and international business and a master's degree in business administration.



SONIA RAMAN

ASSISTANT COACH

Sonia Raman enters her fourth season with the Memphis Grizzlies as an assistant coach under head coach Taylor Jenkins.

Raman previously served 12 seasons (2008-20) as the head women's basketball coach at Massachusetts Institute of Technology (MIT), where she led the Engineers to the program's first two New England Women's and Men's Athletic Conference (NEWMAC) championships (2018, 2019) and the 2020 championship game. MIT enjoyed unprecedented success under Raman, whose tenure produced two NCAA Tournament berths and a 91-45 record (.669) over her final five seasons.

In September 2017, Raman was selected to serve a two-year term on the Coaches Council for the Alliance of Women Coaches, dedicated to leading the field of women coaches at all levels by providing support, resources, events and programs which address the needs and interests of its members.

Prior to her arrival in Cambridge, Raman served six seasons (2002-08) as the top assistant coach at Wellesley College, where she scouted opponents, assisted with practice and game planning, managed individual player skill and leadership development and served as the Blue's primary recruiter.

Raman began her intercollegiate coaching career with a two-year stint as an assistant coach at her alma mater, Tufts University. A four-year player and a captain for the Jumbos, she graduated in 1996 with a Bachelor of Arts degree in International Relations. Raman went on to receive a Juris Doctor from Boston College Law School in 2001.



BASKETBALL OPS



VITALY POTAPENKO

ASSISTANT COACH

Vitaly Potapenko begins his sixth season as an assistant coach for the Memphis Grizzlies and his fifth season on the sidelines under head coach Taylor Jenkins.

Before joining the Grizzlies prior to the 2018-19 season, Potapenko served five seasons (2013-18) as the assistant director of player development for the Cleveland Cavaliers. Prior to his time in Cleveland, Potapenko spent one season (2012-13) as an assistant coach with the NBA G League's Santa Cruz Warriors, helping guide the team to its first G League Finals appearance. He also was as an assistant coach for the Dakota Wizards during the 2011-12 season before the franchise relocated to Santa Cruz.

Potapenko served an assistant coach for the Indiana Pacers during the 2010-11 season after serving as an assistant coach for the G League's Fort Wayne Mad Ants in 2009-10.

Selected by Cleveland with the 12th overall pick in the 1996 NBA Draft, Potapenko appeared in 610 games (189 starts) with four teams and averaged 6.5 points and 4.5 rebounds in 19.0 minutes over 11 seasons (1996-2007).

A native of Kyiv, Ukraine, Potapenko played two years (1992-94) for Budivelnik before his time in the NBA and finished his professional career playing for MMT Estudiantes in the Spanish ACB during the 2007-2008 season. Nicknamed "The Ukraine Train," Potapenko played two seasons collegiately at Wright State University where he was named All-Midwestern Collegiate Conference.



JASON MARCH

MEMPHIS HUSTLE HEAD COACH

Jason March enters his fifth season as head coach of the Memphis Hustle and his 14th with the Memphis Grizzlies organization.

March has led the Hustle to a regular season record of 88-74 record (.522) through his first five seasons as head coach of the Grizzlies' NBA G League affiliate. He was named NBA G League Coach of the Month in November 2019 in his first month on the sidelines, and 10 Hustle players have earned NBA call-ups during his tenure.

March served nine seasons (2007-16) in his first stint with the Grizzlies, including the final three seasons as an assistant coach and advance scout, and coached the Grizzlies' summer league team to the championship at the 2015 Orlando Pro Summer League. He also worked in the video department, rising to Director of Basketball Information and Technologies.

The Florida native worked three seasons (2016-19) as an assistant coach with the Sacramento Kings and his first two NBA seasons (2005-07) as an assistant video coordinator with the Phoenix Suns.

A graduate of Florida State University, March resides in Olive Branch, Miss., with his wife Barkley and two children, Easton and Oakley.



ERIC OETTER

HEAD OF SPORTS MEDICINE

Eric Oetter enters his eighth season with the Memphis Grizzlies and sixth in his current role as Head of Sports Medicine. He directs an interdisciplinary team of athletic trainers, physical therapists, performance coaches, sport scientists, psychologists, nutritionists and chefs in pursuit of health optimization and performance longevity for the Grizzlies' athletes.

Before coming to Memphis, Oetter was a Ph.D. candidate in Georgia Tech's Applied Physiology program, focusing his studies on the brain and nervous system rehabilitation. Oetter earned his Doctor of Physical Therapy degree from the Emory University School of Medicine. He also holds a Bachelor's of Science degree in Exercise and Sport Science from the University of Georgia and is certified by the National

Strength and Conditioning Association as a Certified Strength and Conditioning Specialist.



CHELSEI DAY

DIRECTOR OF MENTAL PERFORMANCE AND WELLNESS

Chelsi Day enters her second season with the Memphis Grizzlies as Director of Mental Performance and Wellness. A clinical psychologist specializing in sport and performance psychology and a Certified Mental Performance Consultant, she is responsible for the mental performance enhancement and mental health support for players, staff, and families.

Before coming to Memphis, Day spent six years in collegiate athletics as a sport psychologist in the athletics departments at The Ohio State University and Indiana University. She earned her Master and Doctorate in Clinical Psychology at Antioch University New England in Keene, N.H. In addition, she obtained a Master of Applied Sport Psychology from The Chicago School of Professional Psychology.



CHRIS CHASE

DIRECTOR OF PERFORMANCE

Chris Chase enters his seventh season with the Memphis Grizzlies and sixth as Director of Performance. He previously served as a strength and conditioning coach for the Atlanta Hawks and the University of Southern California.

Chase holds a Bachelor of Science degree in Exercise Science from the University of Connecticut, a Master of Science degree in Strength and Conditioning from Springfield College and is certified by the National Strength and Conditioning Association as a Certified Strength and Conditioning Specialist.

INTRO

PLAYERS

EXECUTIVE

BASKETBALL
OPS

BUSINESS
OPS

MEDIA

COMMUNITY

HISTORY

PLAYOFFS

REVIEW

OPPONENTS

NBA

FEDERATION

AT A GLANCE



BASKETBALL OPS



MICHAEL RONCARATI

HEAD OF RECONDITIONING

Michael Roncarati enters his 11th NBA season, his fifth season with the Memphis Grizzlies and his second as Head of Reconditioning. Roncarati, who joined the Grizzlies in 2019 as Director of Rehabilitation after previously serving on the training staffs of the Golden State Warriors, Atlanta Hawks and Sacramento Kings, is a dual-credentialed performance physical therapist and strength and conditioning coach who manages reconditioning cases.

The Cumberland, R.I. native earned his Doctor of Physical Therapy degree from Northeastern University in Boston.



JARRED BOYD

DIRECTOR OF REHABILITATION

Jarred Boyd enters his fifth season with the Memphis Grizzlies and second as Director of Rehabilitation. Boyd, who joined the Grizzlies in 2019 as a performance therapist, is a board-certified sports clinical specialist and is responsible for leading the rehabilitation team in the pursuit of reducing athletic performance constraints.

The Roanoke, Va. native attended Shenandoah University in Winchester, Va., and has performed clinical rotations at The University of Tennessee, United States Air Force Academy, and EXOS, ultimately earning a Master's in Athletic Training and a Doctorate in Physical Therapy.



PETE ELLIOTT

HEAD ATHLETIC TRAINER

Pete Elliott enters his third season with the Memphis Grizzlies as Head Athletic Trainer. Before joining the Grizzlies, Elliott served three seasons as Assistant Athletic Trainer for the Detroit Pistons and previously was the Head Athletic Trainer for the NBA G League's Erie BayHawks. He also spent one season as an intern athletic trainer with the Brooklyn and Long Island Nets and worked three years in high school outreach with Vanderbilt University Medical Center.

Elliott is a Certified Athletic Trainer (ATC), Certified Strength and Conditioning Specialist (CSCS), as well as a Corrective Exercise Specialist (CES) and Performance Enhancement Specialist (PES). He is a 2010 graduate of the University of Vermont with a Bachelor's of Athletic Training, and a 2017 graduate of Long Island University Brooklyn with a Master's of Exercise Science.

Elliott and his wife, Jules, live in Memphis with their dog, Flapjack.



Ariana Andonian



Nolan Anschuetz



Katie Babcock



Cally Beltz



Cody Benz



Jair Bolden



Kirk Caliendo



JT Campbell



De'Jun Canady



Mark Cheung



Joey Davey



Eric Dawson



Winta Desta



Ann Drum



Tommy Eames



Brady Graber



Ben House



Adam Johansen



Michael Joiner



Corey Koller



Kyle Lodermeier



Charlie Logan



Ivan Lukic



Daniel Marcus



Tiffany Maye



Cory McCain



Erin McKinney



Branko Mijovic



Briane Miller



Orenthal Monk



Dylan Mortimer



Michael Noyes



Chinedu Nwakchukwu



Kyle Peterson



Davide Prati



Eric Rubenstein



Erik Schmidt



Jakob Schmidt



Eric Schmitt



Tina Stefanovic



TC Swirsky



Ryleigh Taylor



Michael Whalen



Michael Whalen

NOT PICTURED:

Danielle Boiago
Scott Bullock
Austin Chambers
Marius Flachenecker
Jackson Hoy
Ty Lai

Durwood McCoy
Jake Rosen
Ricky Scricca
Robel Taame
Henry Ward

INTRO

PLAYERS

EXECUTIVE

BASKETBALL
OPS

BUSINESS
OPS

MEDIA

COMMUNITY

HISTORY

PLAYOFFS

REVIEW

OPPONENTS

NBA

FEDERATION

AT A GLANCE



BASKETBALL OPS

MEMPHIS HUSTLE

NBA G LEAGUE

The Memphis Hustle enters its seventh season as the NBA G League affiliate of the Memphis Grizzlies. The Hustle has qualified for the NBA G League Playoffs in each of the last two seasons and posted the highest single-season winning percentage in franchise history (23-9, .719) last season. Kenneth Lofton Jr. was named the 2022-23 Kia NBA G League Rookie of the Year, becoming the franchise's first recipient of the award.

The Hustle are coached by Jason March, who enters his fifth season on the Hustle sidelines and 14th season with the Grizzlies organization. The team practices at the Built Ford Tough Training Facility at FedExForum and plays home games at Landers Center in Southaven, Miss.

Nine members of the Grizzlies' 2023-24 roster have prior experience in the NBA G League.







BUSINESS OPS



JASON WEXLER


PRESIDENT

Jason Wexler joined the Memphis Grizzlies in 2013 and currently serves as President with responsibilities for the Grizzlies organization and FedExForum. His previous roles with the team include President of Business Operations and Chief Operating Officer.

Prior to the Grizzlies, Wexler served as President of the Henry Turley Company, where he was responsible for spearheading efforts to realize compelling city center development initiatives and managing the day-to-day operations of a full-service real estate firm. Before that, he founded the real estate development and investment firm Greenhat Partners LLC and was a partner in the Memphis law firm of Hanover, Walsh, Jelenak and Blair, PLLC.

Wexler currently serves on the Board of Directors for Neighborhood Preservation, Inc., the Memphis Brand Initiative, and the Grizzlies Foundation.

Wexler earned a Bachelor of Science in Architecture from the University of Virginia and a Juris Doctor from Columbia Law School.



SAL ROMANELLO

GENERAL COUNSEL AND SENIOR VICE PRESIDENT OF BUSINESS ADMINISTRATION


Sal Romanello enters his second season with the Memphis Grizzlies as General Counsel and Senior Vice President of Business Administration. Romanello oversees all aspects of the franchise's legal needs as well as core aspects of its administrative business functions.

Prior to joining the Grizzlies, Romanello served a five-year stint as EVP and General Counsel of 605, LLC, a media analytics company based in New York, New York. Before that, he was a partner in the Complex Commercial Litigation Practice Group at the international law firm of Weil, Gotshal & Manges, LLP, where he worked for over 20 years, representing numerous Fortune 500 clients across a breadth of litigation and regulatory matters.

Romanello has B.A. in Political Science from Yale University and received his J.D. from the Fordham University School of Law, where he was a member of the Fordham Law Review. After graduating from law school, Romanello served as a law clerk to the Honorable Richard M. Berman, United States District Court Judge for the Southern District of New York.

Over the years, Romanello has served on numerous public interest organizations, including Manhattan Legal Services and The Fordham Law Alumni Association. He also served for over 10 years as Pro Bono General Counsel to the St. Baldrick's Cancer Research Foundation, one of the country's largest pediatric cancer research foundations.

Romanello is a native of Inwood, N.Y. who now lives full-time in Downtown Memphis.



INTRO
PLAYERS
EXECUTIVE
BASKETBALL OPS
BUSINESS OPS
MEDIA
COMMUNITY
HISTORY
PLAYOFFS
REVIEW
OPPONENTS
NBA
FEDERFORUM
AT A GLANCE



ARNETRIA BOWMAN

VICE PRESIDENT OF PEOPLE AND CULTURE

Arnetria Bowman begins her 20th season with the Memphis Grizzlies and sixth as Vice President of People and Culture. Bowman is a people-centric leader, strategic business partner and trusted advisor to the President and executive leadership team. In her role, she is responsible for developing and executing a holistic talent management strategy that maximizes employee performance, engagement and retention.

Bowman has over 20 years of human resources experience and has worked in a variety of industries including retail, distribution, warehousing and e-commerce fulfillment. She has a bachelor's degree in human resources management and is a member of the National Society of Human Resources, Association of Talent Development and International Foundation of Employee Benefit Plans.

In her spare time, Bowman enjoys traveling with her husband, BJ. She is the proud mother of one daughter, Alexis, and resides in Memphis.



LAUREN CARNELL

VICE PRESIDENT OF MARKETING

Lauren Carnell enters her third season with the Memphis Grizzlies as Vice President of Marketing.

In this role, Carnell spearheads the development and execution of a cohesive marketing strategy encompassing all Memphis Basketball brands, including the Memphis Grizzlies, FedExForum, Grind City Media, Memphis Hustle and Grizz Gaming. Her responsibilities span branding, creative strategy, targeted advertising, marketing technology and analytics, ticket sales, fan engagement and fostering fan loyalty.

Prior to joining the Grizzlies in December 2021, Carnell worked for LVMH, AutoZone and, most recently, Varsity Spirit where she was Vice President of Digital Marketing.

Carnell was born and raised in the Washington D.C. metro area and graduated from Boston College as a D1 Field Hockey student athlete. After college she went on to play internationally, eventually retiring her stick in exchange for a desk job.

When Carnell is not hyping the team, she can be found spending her free time with her husband and two young children.



DWIGHT JOHNSON

VICE PRESIDENT OF ARENA OPERATIONS

Dwight Johnson enters his sixth season with the Memphis Grizzlies as Vice President of Arena Operations, supervising and directing facility operations, event booking, guest services and facility contractors at FedExForum.

Prior to joining the Grizzlies in March 2018, Johnson spent 13 years with SMG in Richmond, Va., where the private management company oversaw the Richmond Coliseum, Altria Theater, Dominion Energy Center, and Bon Secours Washington Redskins Training Center. He finished his career at SMG as general manager with a strong background in building operations, construction and event management.

Johnson began his career in facility management in operations at the Pete Maravich Assembly Center on the campus of Louisiana State University. While employed at the arena, Johnson was promoted several times, including his final position as Director, overseeing all daily operations, and booking for the facility. During his time at LSU, Dwight had the opportunity to oversee many national sporting events including the NCAA Women's Basketball Regional, Men's Basketball NIT Tournament games and the SEC Championship Events.

A native of Thibodaux, La., Dwight is a graduate of Louisiana State University. Dwight and his wife, Katy, have two children, Avery Kate and Drew.



BUSINESS OPS



JOY NORTON

VICE PRESIDENT OF FINANCE

Joy Norton enters her second season with the Memphis Grizzlies as Vice President of Finance.

Norton is responsible for all financial and accounting operations for the Memphis Grizzlies and related entities. She is also responsible for all financial reporting, tax compliance and fiscal management of the organization.

Prior to joining the Grizzlies in April 2022, Norton was the Director of Finance and Accounting at the NCAA National Office in Indianapolis for 12 years. At the NCAA, Norton was responsible for all accounting operations and internal and external financial reporting. She has also held leadership and accounting positions at Sallie

Mae and KPMG. Norton is a member of the Indiana CPA Society and the American Institute of Certified Public Accountants.

Norton is a native of Pendleton, Ind., and a graduate of the Indiana University Kelley School of Business and Ball State University. She is married to Michael Norton, a realtor with RE/MAX Real Estate Solutions. They have two children: Drew, an NBA sportswriter who lives in Los Angeles, and Karli, a senior at Indiana University in Bloomington, Ind.

Being from the Hoosier State, Norton has been an avid basketball fan her entire life. In addition to being Grizz-loyal, she is a season ticket holder of the Indiana Hoosiers' basketball program.



DENNIS O'CONNOR


VICE PRESIDENT OF TICKET SALES AND SERVICE

Dennis O'Connor enters his 22nd season with the Memphis Grizzlies as Vice President of Ticket Sales and Service.

Initially hired as Director of Ticket Sales and Service, O'Connor helped develop the Grizzlies sales and service department for the franchise's inaugural season in Memphis. He then led the successful transition of the team's season ticket base from the Pyramid to FedExForum. Promoted to his current role in 2005, he is responsible for all aspects of the team's ticket sales and service department including all strategic planning and execution for season, partial plan, group, and premium sales and service efforts as well as all youth basketball initiatives.

Originally from Connecticut, O'Connor began his career in sports selling minor league hockey tickets in Richmond, Va.. Afterward, he went to minor league baseball as group sales manager and then Director of Ticket Operations for the Rancho Cucamonga Quakes in the California League. Prior to joining the Grizzlies, he was Vice President of Ticket Sales and Marketing for the Utah Grizzlies of the American Hockey League (AHL).

O'Connor is a graduate of the University of Richmond with an undergraduate degree in Economics and a master's degree in Sports Management.



ABUSHERI OHWOFASA

VICE PRESIDENT OF COMMUNITY ENGAGEMENT & EXECUTIVE DIRECTOR, MEMPHIS GRIZZLIES FOUNDATION

Abusheri Ohwofasa enters her sixth season with the Memphis Grizzlies as Vice President of Community Engagement and Executive Director of the Memphis Grizzlies Foundation and her 20th season in the NBA family.

Ohwofasa is responsible for developing, implementing and achieving the social impact initiatives of the organization. She leads all aspects of the Grizzlies' community strategy to help improve the lives of youth and families through three core pillars: Education, Health and Fitness, and Service. In addition, she ensures alignment with all NBA Cares and player initiatives. As the Executive Director of the Grizzlies Foundation, she oversees Foundation grant making and sets strategy and vision for unique mentoring opportunities and partnerships that provide a path for youth to be successful. The Grizzlies Foundation has invested more than \$53.9 million.

Prior to joining the Grizzlies, Ohwofasa worked for the Golden State Warriors for 14 seasons and received three NBA championship rings during her tenure. She was responsible for the organization's community relations efforts, alumni relations, donation fulfillments, player and coach community engagement and appearances, community ambassador scheduling and corporate sponsored community partnerships.

Ohwofasa is a native of Jackson, Miss., and a graduate of Spelman College. She was named 40 Under 40 Urban Elite Professional and was in the 2020 Leadership Memphis Executive Class. Ohwofasa serves as a board member of City Year Memphis, the State of Tennessee Department of Children Services (DCS) Community Advisory Board for Shelby County and the YMCA of Memphis & the Mid-South Executive Strategy Advisory Board. She also is the Memphis Chapter Vice President of the National Alumnae Association of Spelman College and is a member of Delta Sigma Theta Sorority, Inc.



JOHN PUGLIESE

VICE PRESIDENT OF BROADCAST & PRODUCTION & EXECUTIVE PRODUCER, GRIND CITY MEDIA

John Pugliese enters his 26th season with the Memphis Grizzlies as Vice President of Broadcast and Production and Executive Producer of Grind City Media, where he manages the strategy and day-to-day operations of digital content, broadcast, social, game entertainment, promotions, events, regional marketing, retail and esports departments for the franchise.

Pugliese currently oversees the operations of all aspects of broadcast, content, and production, including Grizzlies, Grind City Media, Memphis Hustle and FedExForum, all social and digital development and production, special events, and game/live entertainment experience and promotions, both regionally and locally. He also leads the franchise's broadcast department and Grind City Media in the creation

and production of all content, video, podcasts, as well as radio, television and live stream broadcasts. In addition, Pugliese also oversees both Grizzlies retail and Grizz Gaming operations, promotions, marketing, and other business functions, launching the popular 191 Collabs program last season.

Backed by 25 years of sports entertainment experience with the Grizzlies, Pugliese has played an integral role in leading and transforming the team's identity and brand in Memphis. He has worked on campaigns such as "Believe Memphis," "Grz Nxt Gen," and "Big Memphis," has orchestrated long-standing Grizzlies traditions like the Martin Luther King Jr. Day celebrations at FedExForum, and more recently has helped lead the team's efforts in updating the Grizzlies' identity in 2018, including new logos and uniform systems — a two-year program to celebrate and recognize both the 25th season in Grizzlies history and the franchise's 20th season in Memphis. He has also contributed to critically acclaimed uniforms such as the 2020-21 Isaac Hayes/Stax inspired uniforms, the 2021-22 NBA 75th Anniversary Mix Tape City Edition uniforms, and this past season's Big Memphis Hip-Hop inspired kit.

Pugliese earned his Bachelor of Commerce degree from the University of British Columbia and began his career with the Vancouver Canucks and Grizzlies in 1998 as the assistant coordinator of game presentation.

The Vancouver native moved to Memphis with the team in 2001 where he has since set roots in the downtown community. Pugliese has severed on and continues to serve as a member of the Greater Memphis Chamber Board of Advisors, Jay Uiberall Legacy Fund Board, Boys & Girls Club Golf Tourney Board, Rock & Soul Museum and Memphis Music Hall-of-Fame Board and has been acknowledged in the Memphis Business Journal's Top 40 under 40.

INTRO

PLAYERS

EXECUTIVE

BASKETBALL OPS

BUSINESS OPS

MEDIA

COMMUNITY

HISTORY

PLAYOFFS

REVIEW

OPPONENTS

NBA

FEDERATION

AT A GLANCE



BUSINESS OPS

KANDACE STEWART

VICE PRESIDENT OF EXTERNAL AFFAIRS AND BUSINESS OPERATIONS

Kandace Stewart enters her ninth season and second as Vice President of External Affairs and Business Operations for the Memphis Grizzlies.

Stewart serves as a liaison to the ownership groups, assisting with planning and hosting special events and meetings throughout the season. She is also tasked with building and fostering strategic relationships with key local and state business, political and community stakeholders. Stewart also serves as the team's representative on DE&I initiatives and leads organizational efforts on Social Advocacy where she collaborates regularly with other departments to ensure important organizational objectives are reaching all parts of the community.

Prior to joining the Grizzlies, Stewart was an Associate Attorney at Evans Petree, PC, where she was a member of the Insolvency and Litigation Groups. She is licensed to practice law in Tennessee, Mississippi and Arkansas. During her time as a practicing attorney, Stewart was active with the Memphis Bar Association as a member of the Inaugural Class of the Leadership Forum, a Bankruptcy Section Board Member and a Committee Member of the Student Legal Internship Program Committee.

Stewart is a lifelong Memphian and University of Memphis Alumna. She graduated from the Fogelman College of Business and Economics with a Bachelor of Business Administration in 2000 and earned her JD/MBA through the dual degree program in 2003. She participated in the New Memphis Institute Fellows Program in 2015 and was named to Memphis Business Journal's Top 40 under 40 in 2017.

She is a graduate of the 2020 class of Leadership Memphis and currently serves as Board Secretary. She is also on the Board of Directors for Girls Inc. of Memphis, the Women's Foundation, the Advisory Board of Facing History and Ourselves and was appointed by City of Memphis' Mayor Jim Strickland to the Board of Directors for the Community Redevelopment Agency, where she currently serves as Co-Chair. She was appointed to the Sports Wagering Advisory Council by the Lt. Governor of the State Tennessee and is a recent graduate of Leadership Tennessee's Signature Program Class IX. Stewart is a member of Delta Sigma Theta Sorority, Incorporated, The Links Incorporated and Give365.

GARTH WEBSTER


VICE PRESIDENT OF TICKET OPERATIONS

Garth Webster enters his 23rd season with the Memphis Grizzlies as Vice President of Ticket Operations and is responsible for the operational end of the Ticket Sales and Service department.

Prior to joining the Grizzlies in July 2001, Webster spent four years with SMG and LMI, the private management companies who operated The Pyramid, where he was employed as The Pyramid box office manager. Webster served as venue manager for the Atlanta Committee for the Olympic Games from 1994-96, overseeing all operational functions at Miami's Orange Bowl, satellite site for Olympic football.

Prior to his Olympic employment, Webster oversaw all ticket operations for the Lipton Championships (NASDAQ 100 Open) in Key Biscayne, Fla. from 1989-94. Webster was also employed as a consultant by the Sydney Olympic Organizing Committee where he managed ticket operations at Darling Harbour, site of the 2000 Olympic boxing, weightlifting, fencing, judo and wrestling.

Born and raised in Miami, Webster and his wife Yvette have three children, Emily, Sarah and Garth III. He is a graduate of St. Thomas University in Miami.



GRIZZ

TEAM MASCOT

Now in his 28th season, Grizz, the mascot of the Memphis Grizzlies, has remained a furry fan favorite among members of Grizz Nation, so much so that he was named the 2011 NBA Mascot of the Year as voted by his peers. Born in Vancouver, Canada in 1995, Grizz can always be relied upon to electrify audiences with dramatic dunks and signature shenanigans. In celebration of the Grizzlies' 10th season in Memphis in 2010-11, Grizz re-introduced his equally popular alter-ego, Super Grizz, as a nod to the organization's first seasons in the Bluff City. Donning an updated mask and cape, Super Grizz rallied fans as the team earned the first of a franchise-record seven straight playoff appearances and advanced to the Western Conference Semifinals in thrilling fashion. That year, Grizz landed NBA Mascot of the Year and since then has accumulated numerous accolades including Mascot Video of the Year twice, NBA Stunt of the Year twice, and has been named a two-time recipient of the NBA Mascot Leadership Award. Memphis has proven to be the perfect natural habitat for Grizz, who often stars in schools throughout the Mid-South as part of a variety of community initiatives. When not rallying fans at FedExForum or making appearances around town, Grizz is often found at St. Jude encouraging children in their battle against cancer, an issue near to Grizz's heart after his own defeat of the disease in 2008. As he enters the 23rd season in Memphis, Grizz ensures he'll be taking Grizz Nation on a wild ride. If you would like Grizz to make an appearance at your special event, please call (901) 205-1416.



GRIZZ GIRLS

DANCE TEAM

The Grizzlies players aren't the only athletes on the court at FedExForum. With their fast-paced dance moves and exciting routines, the Grizz Girls rock FedExForum at every home game. Throughout the season, these dancers entertain arena audiences with high-energy dance routines that keep the crowd excited during timeouts, between quarters and at selected halftime intermissions. Away from the arena, the Grizz Girls add a special touch to the Grizzlies community and around the world. The Grizz Girls have taken their act international as well, spreading the excitement of the NBA to Hong Kong as part of NBA Madness 2011, Mexico as part of the 2012 and 2016 NBA Rafaqa Experience, and China and Taiwan as part of NBA Madness 2012. They returned to China as part of the NBA's 2013 International Talent Grassroots program and participated in NBA 3X in Seoul, South Korea. The squad visited Johannesburg, South Africa, in 2014 as part of the 12th Basketball Without Borders and have made annual appearances throughout Mexico from 2017 to 2019 on behalf of a variety of NBA events. Comprised of Memphis Shelby County Schools dance teachers and members of professional dance companies, Grizz Girls have irreplaceable value in the ever-growing professional dance industry in the Bluff City. With their infectious personalities and athletic ability, the team shares their love of dance throughout the community through children's dance clinics and their weekly Girl Play adult dance classes. From the Blues to Rock to Hip Hop, the Grizz Girls dazzle crowds with exciting routines to a variety of music. Under the direction of Dance Team Manager Terran Gary, they continue to keep fans guessing what they will tackle next. To have the Grizz Girls at your upcoming event or for more information on clinics and classes, call (901) 205-1418 or visit grizzlies.com.



INTRO

PLAYERS

EXECUTIVE

BASKETBALL OPS

BUSINESS OPS

MEDIA

COMMUNITY

HISTORY

PLAYOFFS

REVIEW

OPPONENTS

NBA

FEDEXFORUM

AT A GLANCE



BUSINESS OPS

GRIZZ GAMING

NBA 2K TEAM

Grizz Gaming is the Memphis Grizzlies' team in the NBA 2K League, a professional esports league co-founded by the NBA and Take-Two Interactive Software, Inc. Bringing together the world's best basketball gamers, this marked the first official esports league operated by a U.S. professional sports league. During the summer of 2018, 17 NBA franchises participated in the 2K League's first season. After an extensive online tryout process, with tens of thousands of gamers vying for a spot, 102 players from North America and Europe made up the league's inaugural draft class.

Now entering its seventh season, Grizz Gaming continues to be a leader in the Tennessee esports scene. Grizz Gaming plays their home games out of a state-of-the-art studio inside the Grizzlies' admin building. Last season, Grizz Gaming finished with a 10-6 record in 5-v-5 competition.



BUSINESS
OPS

YOUTH BASKETBALL

Grizzlies Youth Basketball, presented by Nike, strives to create lifelong memories through basketball by providing a fun, an educational, and safe environment for all. Each year, our program hosts a variety of camps and clinics for boys and girls of all skill levels, ages 6-13, while also providing exciting fan experience opportunities at Memphis Grizzlies home games. Grizzlies Youth Basketball also oversees the Junior Grizzlies program, a partnership program for existing youth basketball leagues, which is represented by over 30 partner leagues throughout the Mid-South consisting of nearly 5,000 participants via recreation centers, churches, municipalities and more. To learn more about Grizzlies Youth Basketball or to get involved, visit www.grizzlies.com/youthbasketball, download the Grizzlies app or follow @memgrizz youth on social media.







MEDIA GUIDELINES

The Memphis Grizzlies would like to welcome you to the 2023-24 season. To best assist in your coverage, please contact a member of the Grizzlies Communications and Publications staff with any questions regarding media protocols for this season. Please contact Ross Wooden (rwooden@grizzlies.com) with all credential requests.



LAURA EHRET

VICE PRESIDENT OF COMMUNICATIONS AND BASKETBALL INFORMATION STRATEGY

Laura Ehret enters her fifth season with the Memphis Grizzlies as Vice President, Communications and Basketball Information Strategy and eighth season in the NBA family. Ehret has more than 29 years in professional sports in the areas of communications, marketing strategy and partnership execution. At the Grizzlies, she concentrates on the planning and execution of an organization-wide communications strategy that includes basketball, business, community, crisis and FedExForum.

Prior to joining the Grizzlies, Ehret was Executive Director, Strategic Partnerships at ALSAC, the fundraising and awareness organization for St. Jude Children's Research Hospital, leading their Sports Marketing and Corporate Development efforts. Prior to her time in the non-profit space, Ehret was an

Associate Vice President at the NBA league office in New York, where she worked in Global Marketing Partnerships with particular focus on NBA league events such as All-Star Weekend, Finals, Draft, Summer League and Global Games.

Ehret spent the majority of her early career at sports marketing agencies Elevation and IMG, specializing in communications as well as sponsorship strategy and negotiation. Clients included significant brands in the American landscape, including M&M'S, Budweiser, General Mills and The Home Depot, where she was integral in both strategy and activation of their properties, particularly in the NASCAR space during the sport's heyday in the 2000s.

Ehret completed her Executive MBA in December of 2018 at the University of Memphis and her undergrad at Troy University.




ROSS WOODEN

DIRECTOR, COMMUNICATIONS AND PUBLICATIONS

Ross Wooden enters his 17th season with the Memphis Grizzlies and first as Director of Communications and Publications.

In his role, Wooden is responsible for day-to-day operations of the department as it supports Basketball Operations for the Grizzlies. He oversees the department's editorial content and production of all team-related publications while also focusing on media monitoring, media accreditation and management of the team's official PR social media channels. He also acts as a liaison for internal and external media requests.

The Illinois native has lived in Memphis for over 30 years. He received a bachelor's degree in journalism from Mississippi State University, where he served as the men's basketball beat writer for MSU's student newspaper The Reflector. Wooden lives in Downtown Memphis with his wife Amber, daughter Guinevere, and two Pomeranians, Harry and Nutmeg.



SHANTONIE DERRICK

DIRECTOR, COMMUNICATIONS

Shantonie Derrick enters her sixth season with the Memphis Grizzlies and first season as Director of Communications. In her role, she is responsible for the day-to-day operations of the Communications department, with a primary focus on Basketball Operations, and consults with Business Operations on all related media activities.

Before joining the Communications department, she spent the last five seasons with the Grizzlies serving as their Sr. Manager, Partnership Activation, with a primary focus on day-to-day operations of the Partnership Marketing department, account strategy and management of key partner accounts to ensure the smooth and seamless delivery of contracted benefits, and management of individual contributors.

Prior to joining the Grizzlies, Derrick spent four years in New York at CSM North America, formerly LeadDog Marketing Group, a marketing agency where she managed accounts such as Audi, BET, Reebok, UNICEF and Microsoft.

A native of Evanston, Ill., Derrick graduated from Hampton University with a B.S. in Marketing and completed her dual master's degree – MBA and M.A Sports Business Management – from the DeVos program at the University of Central Florida.



KAKI GLIEBER
COORDINATOR, COMMUNICATIONS AND PUBLICATIONS

Kaki Glieber enters her second season with the Memphis Grizzlies as Coordinator of Communications and Publications.

Glieber assists in day-to-day operations of the Communications and Publications department and serves as a liaison between the media and the team.

In addition, Glieber coordinates team tickets, assists with player appearances, crafts press releases for Grizzlies Community initiatives and holds various operational responsibilities for games at home and on the road.

Glieber began the 2022-23 season as an intern in the Grizzlies' communications department before entering her current role.

A Dallas native, Glieber earned a bachelor's degree in Public Relations with a minor in Sports Management from the University of Oklahoma. She held internships with multiple Dallas-based communications firms while completing her degree. Glieber currently resides in Downtown Memphis.



BRANDON ABRAHAM
COORDINATOR, COMMUNICATIONS AND PUBLICATIONS

Brandon Abraham enters his second season with the Memphis Grizzlies as Coordinator of Communications and Publications.

Abraham serves as the primary media contact for the Memphis Hustle, the Grizzlies' NBA G League affiliate, and Grizz Gaming, the Grizzlies' NBA 2K League affiliate. In addition, he is a contact for the Grizzlies' communications department and assists with various basketball editorial content and team-produced publications. Abraham also crafts press releases for the Grizzlies Business Operations.

Abraham earned a bachelor's degree in Communications from the University of Tennessee at Chattanooga. Abraham lives in Germantown, Tenn., with his wife, Jennifer, and daughter, Emery.

INTRO
PLAYERS
EXECUTIVE
BASKETBALL OPS
BUSINESS OPS
MEDIA
COMMUNITY
HISTORY
PLAYOFFS
REVIEW
OPPONENTS
NBA
FEDERFORUM
AT A GLANCE



MEDIA



PETE PRANICA

TELEVISION PLAY-BY-PLAY ANNOUNCER

Pete Pranica marks his 31st season of calling NBA play-by-play in his 20th season as the Grizzlies television voice on Bally Sports Southeast. The 2017 National Sports Media Association Tennessee Sportscaster of the Year has called more than 1,700 NBA games.

Pranica originally joined the team in 2004 as the Grizzlies' radio voice but moved to television upon the untimely death of the original "Voice of the Grizzlies," Don Poier in January 2005.

A six-time finalist for Tennessee State Sportscaster of the Year, Pranica began his NBA career in 1990 calling select radio games for the NBA champion Detroit Pistons. In 1998, he joined the Portland Trail Blazers and logged one season as their radio host and television sideline reporter before taking on television play-by-play duties alongside the late Steve "Snapper" Jones.

Pranica has called NBA Playoff and Summer League games for NBATV and has also done play-by-play for the NBA on TNT. The NBA selected him to represent the broadcast community on the league's Officiating Advisory Council and to assist sportscasters in Japan with their NBA coverage.

Since coming to Memphis, Pranica has provided the call for a variety of events including C-USA and SEC basketball, SEC football, the Southern Heritage Classic football game, college (ACC & SEC) and pro (USL & NWSL) soccer, Memphis Tigers basketball and football, and Memphis Redbirds (AAA) baseball. In 2019, he added Memphis 901 FC soccer to his play-by-play portfolio.

Pranica is a 1986 graduate of Notre Dame and lists Seattle Seahawks football and Notre Dame football, basketball, soccer and hockey among his play-by-play credits. He has also worked two Olympic Games for NBC (2004, 2008) calling handball, judo, fencing and weightlifting.

A devotee of aviation and spaceflight, Pranica is a licensed private pilot, has flown in a USAF Thunderbirds F-16 and has also written "Spaceflight Updates" for Discovery. He sits on the boards of the Memphis Grizzlies Charitable Foundation and the Tennessee Shakespeare Company for whom he portrayed the title character in his one-man show, Mark Twain: The Trouble Begins at Eight. He also supports St. Jude Children's Research Hospital, the FedEx St. Jude Captain's Club and the Memphis Symphony Orchestra.

MEDIA



BREVIN KNIGHT

TELEVISION ANALYST

Former Memphis Grizzlies guard Brevin Knight enters his 14th season alongside Pete Pranica as an analyst on Grizzlies television broadcasts. Knight also appears as a commentator on the Grizzlies LIVE! pregame and postgame show for all telecasts on Bally Sports Southeast.

Knight debuted in the broadcast booth with the Charlotte Bobcats, working as a radio analyst for Bobcats home games, and served an NBA TV correspondent during the 2006 NBA Playoffs.

Drafted by the Cleveland Cavaliers with the 16th overall pick in the 1997 NBA Draft, Knight appeared in 729 regular season games (423 starts) over a 12-year NBA career (1997-2009) and averaged 7.3 points and 6.1 assists in 24.9 minutes for nine teams.

Knight was selected to the 1997-98 All-Rookie First Team after leading the NBA in total steals (196). He ranked inside the league's Top 10 in assists per game four times during his career, finishing second with 9.0 assists per game in 2004-05 and third with 8.8 in 2005-06. He competed in 108 games for the Grizzlies during the team's first two seasons in Memphis (2001-03).

The East Orange, N.J. native enjoyed a standout four-year collegiate career at Stanford University, where he was named First Team All-American as a senior.

Knight and his wife, Deena, have two daughters, Brenna and Kayla, and one son, Donevin.



ROB FISCHER

TELEVISION SIDELINE REPORTER / GRIZZLIES LIVE! HOST / GRIND CITY MEDIA CONTRIBUTOR AND HOST

A well-known sports personality in the Mid-South, Rob Fischer enters his 17th season as the Grizzlies television sideline reporter. He also provides complete breakdowns and in-depth analysis as a host on Grizzlies LIVE! pregame and postgame shows alongside television analyst Brevin Knight and Grind City Media's Chris Vernon.

Fischer also hosts a weekly college football show, "The Odds Couple," with Lang Whitaker on Grind City Media previewing the Southeastern Conference, Memphis Tigers and premier Top 25 matchups from a handicapping perspective. He also hosts "Infield Fly," a weekly baseball podcast with Whitaker and Keith Murphy on Grind City Media.

Fischer hosted afternoon drive on Sports 56 WHBQ (560 AM/87.7 FM) from 2002-19. After moving to Memphis in 2002, he was the color television analyst for the University of Memphis Tigers football games on ABC 24/UPN 30 for three seasons (2003-05).

Fischer began his radio career in 1992 in St. Louis hosting a daily talk show, St. Louis Rams pre- and postgame shows and a weekly football show with former Rams wide receiver Jack Snow. After moving to Las Vegas in 1995, he worked nationally on SportsFan Radio Network, hosting a nightly, six-hour call-in show, a weekly hockey program with NHL Hall of Famer Phil Esposito and a weekly, game-day program with former NFL quarterback Sean Salisbury.

Throughout his broadcasting career, Fischer has covered major sporting events such as the Super Bowl, the Kentucky Derby, the Breeder's Cup, the Indianapolis 500, the NCAA men's basketball Final Four and the Summer Olympics.

The St. Louis native is married to wife Dipti and has one daughter, Keegan, and one son, Colton. Fischer is an advocate for both Autism Awareness and Mental Health Awareness.



SCOTT ZACHRY

SENIOR DIRECTOR, CONTENT AND BROADCAST PRODUCTION

Veteran sports broadcasting professional Scott Zachry enters his 12th season with the Grizzlies, his sixth as Senior Director of Content and Broadcast Production, and his 34th in the NBA. In his current role, Zachry oversees the team's live game broadcasts for television and radio while also producing all of the Grizzlies' Bally Sports Southeast telecasts. In addition, Zachry maintains a supervisory role in the team's digital entertainment venture Grind City Media.

Zachry began his career at the ABC affiliate in Portland, Ore., as a sports producer and reporter. After five years at KATU he advanced to the Portland Trail Blazers where during his 22 years with the team his role grew from television and radio host to director of game operations to game producer to executive producer.

An avid sports fan, Zachry counts two NBA Finals runs and working with the original Dream Team at the Basketball Tournament of the Americas in 1992 as high points during an accomplished career.



ERIC HASSELTINE

RADIO PLAY-BY-PLAY ANNOUNCER

Eric Hasseltine returns for his 23rd season with the Grizzlies, teaming with analysts Elliot Perry and Michael Wallace to provide play-by-play commentary for all Grizzlies preseason, regular season and postseason games.

Joining the team upon its arrival in Memphis in 2001, Hasseltine served the first three seasons as the team's radio pregame, halftime and postgame host along with television sideline reporting duties before taking over his current role in January 2005 after the passing of Don Poier. While in Memphis he has also hosted talk shows on both WHBQ and the team's current flagship station 92.9 FM ESPN for over a decade.

Hasseltine began his career at his alma mater UC Davis on KDVS, the student-run radio station on campus, where he began as a talk show host and eventually became sports director. In addition, he did radio play-by-play for UC Davis football, men's basketball and softball Prior to coming to Memphis, he worked for the flagship station of the Sacramento Kings KHTK as a reporter, fill-in talk show host and hosted of a weekly NBA show. He also covered the NFL's Oakland Raiders for three seasons for the station.

The Walnut Creek, Calif., native graduated from UC Davis in 1996. He has a daughter, Kate, and son, Austen.



MEDIA



MICHAEL WALLACE

GRIND CITY MEDIA SR. EDITOR, CONTRIBUTOR AND ANALYST

Michael Wallace enters his eighth season as senior editor, contributor and analyst for Grind City Media, where he provides columns, commentary and news reporting, and also serves as a broadcast analyst on the Grizzlies LIVE! pregame and postgame shows. In addition, Wallace is a rotating member of the Grizzlies' radio broadcast team alongside Eric Hasseltine and Elliot Perry for home and road games.

Prior to joining the Grizzlies, Wallace spent six years as an NBA reporter with ESPN and contributed to ESPN.com's "Heat Index," a groundbreaking digital media site that chronicled LeBron James' four seasons with the Miami Heat, which featured four consecutive trips to the NBA Finals and two championships. Wallace was also a regular co-host on ESPN Radio's national weekend show lineup and a daily co-host on ESPN's radio affiliate in Miami.

An award-winning newspaper journalist recognized the past two decades by APSE, NABJ and the NAACP, Wallace's reporting on sports, politics, crime and education has appeared in the Miami Herald, Washington Post, San Antonio Express-News, Birmingham News, Jackson (MS) Clarion-Ledger, Tallahassee Democrat and The (Shreveport) Times. Wallace is also active in community programs, including the Police Athletic League, faith-based prison ministry outreach and Duffels4Kids to benefit foster/adoptive children.

Wallace received his bachelor's degree from Grambling State University and is pursuing a master's degree in new media communications. He lives in Memphis with his wife and children.



CHRIS VERNON

GRIND CITY MEDIA DIGITAL HOST AND CONTRIBUTOR/ GRIZZLIES LIVE! ANALYST

Chris Vernon enters his eighth season as a digital host and contributor for Grind City Media and his ninth season on the Grizzlies broadcast team as an analyst on the Grizzlies LIVE! pregame and postgame shows on Bally Sports Southeast, where he helps provide complete breakdowns and in-depth analysis for all home games alongside sideline reporter Rob Fischer and television analyst Brevin Knight.

Vernon hosts "The Chris Vernon Show" for Grind City Media, his 17th season helming the show. "The Chris Vernon Show" has netted multiple awards over the years, including The Memphis Flyer's "Best of Memphis" honors as "Best Radio Personality," "Best Drive Time Show" and "Best Sports Radio Show."

Outside of his Grizzlies responsibilities, Vernon serves up NBA insights and analysis as host of "The Mismatch" on The Ringer Podcast Network.

A graduate of Freed Hardeman University, Vernon has lived and worked in Memphis since 2000, covering the Grizzlies since their inaugural season in the Bluff City. He previously lived in New York and St. Louis.



LANG WHITAKER

GRIZZ GAMING GENERAL MANAGER/GRIND CITY MEDIA CONTRIBUTOR

Lang Whitaker enters his seventh season as the General Manager of Grizz Gaming, and a contributor to Grind City Media.

As GM of Grizz Gaming, Whitaker is responsible for all facets of the Memphis Grizzlies' team in the NBA 2K League. As the GM of Tennessee's first professional esports team, Whitaker has helped grow Grizz Gaming among local and national gaming communities. In 2019, Governor Bill Lee appointed Whitaker to the Tennessee Entertainment Committee's Interactive Digital Media Advisory Council.

For Grind City Media, Whitaker produces content across multiple platforms. He also speaks at events and makes local and national television, radio and podcast appearances to discuss the Grizzlies, Grizz Gaming and other relevant topics.

Prior to joining the Grizzlies, Whitaker worked for NBA Digital, where he co-hosted the award-winning Hang Time Podcast and co-hosted the inaugural NBA Social Media Awards on NBA TV alongside Rick Fox and Shaquille O'Neal.

For over a decade, Whitaker was on staff at SLAM Magazine, interviewing everyone from Michael Jordan to LeBron James. He has also written for publications such as The New York Times, Sports Illustrated, Esquire, The Washington Post, Billboard and InStyle. Since 2012, Whitaker has been a contributor to GQ magazine, writing about cooking, sports and popular culture. In March 2011, Scribner published his critically acclaimed memoir "In The Time Of Bobby Cox: The Atlanta Braves, Their Manager, My Couch, Two Decades and Me."



JESSICA BENSON

GRIND CITY MEDIA DIGITAL HOST AND CONTRIBUTOR/GRIZZLIES RADIO
PREGAME, POSTGAME AND HALFTIME HOST

Jessica Benson enters her fourth season with Grind City Media as host of "The Jessica Benson Show with CJ Hurt." She also hosts the pregame, postgame and halftime shows for the Memphis Grizzlies Radio Network.

Before joining the Grizzlies, Benson served as the weekend sports anchor for WATN-TV, the ABC affiliate in Memphis. She also filled in as a host on a variety of shows for 92.9 FM ESPN.

Prior to her time in Memphis, Benson was the sports director and weekday sports anchor for KNDU-TV and SWX in the Tri-Cities, Wash. She has also worked with ESPN's "SportsNation," USC Football.com, NBC at the 2012 London Olympic Games, the Rose Bowl (2012-14), the 2014 BCS National Championship Game and NBC Nightly News. Benson graduated Summa Cum Laude from the University of Southern California with a degree in broadcast and digital journalism and minors in sports media studies and popular music studies.



GARY PARRISH

GRIND CITY MEDIA DIGITAL HOST AND CONTRIBUTOR

Gary Parrish enters his first full season as a digital host and contributor for Grind City Media. He hosts "The Gary Parrish Show" weekdays at 10 a.m. This marks Parrish's 14th year doing "The Gary Parrish Show" following 13 years at 92.9 FM ESPN, where the two-hour program consistently performed as one of the highest-rated sports talk shows in the country.

Parrish is also a columnist, studio host, studio analyst and sideline reporter for CBS Sports and the host of the CBS Sports "Eye On College Basketball" podcast, which is the most listened-to college basketball podcast in the country. He has been with CBS Sports since 2006.

Prior to CBS Sports, Parrish spent seven years at The Commercial Appeal newspaper in Memphis, where he broke one of the biggest recruiting scandals in college athletics history before spending four seasons covering what was John Calipari's basketball program at the University of Memphis.

Parrish is a graduate of the University of Memphis. He lives in suburban Memphis with his wife, Kelly, and three sons, Aiden, Oliver and Louis.



KELCEY WRIGHT JOHNSON

GRIND CITY MEDIA DIGITAL HOST AND CONTRIBUTOR

Kelcey Wright Johnson enters her fifth season as a digital contributor and host for Grind City Media, where she hosts, reports and creates content across all platforms, including digital and social channels, game-night productions and broadcasts.

Wright Johnson hosts a biweekly podcast called "Just Grizzlies," which highlights a different Memphis Grizzlies player each episode. The podcast explores not only basketball, but the players' interests off the court, as well as current events happening around the league. She also hosts walk-off interviews with players after each home win, played in FedExForum and on the Grizzlies' social media channels.

Wright Johnson is a former college basketball player who started her broadcast career covering the World University Games. She has since worked seven international, multi-sport Games around the world including in Spain, Russia, Taiwan and Kazakhstan. The Toronto native spent three seasons covering the Toronto Raptors and providing NCAA basketball coverage to a number of Canadian outlets like NBA TV Canada, Yahoo Sports and TSN before joining the Grizzlies. She also worked as the first-ever on-camera reporter for DAZN Canada during Team Canada's World Cup qualifying games in 2018.

Throughout her career, Wright Johnson has also covered major sporting events such as the Pro Football Hall of Fame Inductions, Pan Am Games, Gatorade Athlete of the Year Awards, BioSteel All-Canadian games and more.

Wright Johnson received her bachelor's degree from Ryerson University in Toronto and her master's degree from Western University, where she was a five-year captain of the schools' basketball teams and still holds the school record for most career 3-pointers made.

INTRO

PLAYERS

EXECUTIVE

BASKETBALL
OPS

BUSINESS
OPS

MEDIA

COMMUNITY

HISTORY

PLAYOFFS

REVIEW

OPPONENTS

NBA

FEDERATION

AT A GLANCE



MEDIA



JON ROSER

GRIND CITY MEDIA PRODUCER AND CONTRIBUTOR

Jon Roser enters his sixth season as a producer and contributor for Grind City Media and his seventh season as the lead color commentator for the NBA G League's Memphis Hustle. In addition, he co-hosts the Memphis Grizzlies' postgame radio show on the Memphis Grizzlies Radio Network following each home game.

Roser produces "The Chris Vernon Show" for Grind City Media, his 16th season with the program. "The Chris Vernon Show" has won multiple awards over the years, including The Memphis Flyer's "Best of Memphis" honors as "Best Radio Personality," "Best Drive Time Show" and "Best Sports Radio Show."

He also contributes as co-host of "The Odds Couple" with Rob Fischer and Lang Whitaker each

Thursday during the college football and NFL seasons.

Roser is a lifelong Memphian who attended the University of Memphis before receiving an internship with AM730 ESPN Radio. He is a graduate of Christian Brothers High School.



CJ HURT

GRIND CITY MEDIA PRODUCER AND CONTRIBUTOR

CJ Hurt enters his fourth season as a producer and contributor for Grind City Media. He serves as the producer of "The Jessica Benson Show with CJ Hurt" and co-hosts and produces "HBCU Huddle" in addition to several other GCM properties.

Before joining the Grizzlies, Hurt worked as a co-host and producer for several radio shows for Sports 56 WHBQ.



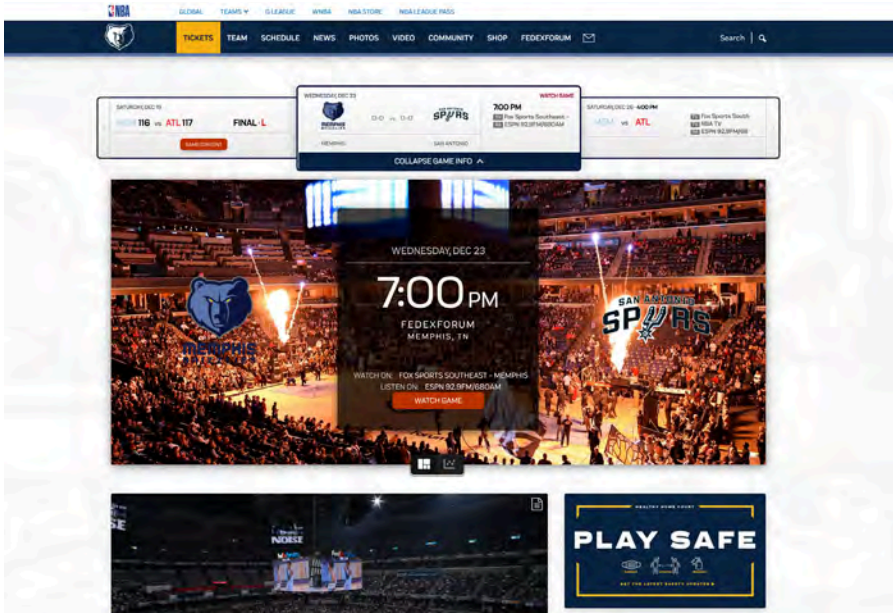
BENNETT DOYLE

GRIND CITY MEDIA PRODUCER AND CONTRIBUTOR

Bennett Doyle enters his first full season as a producer and contributor for Grind City Media. He serves as executive producer of "The Gary Parrish Show" weekdays at 10 a.m.

Doyle joined Grind City Media following 10 years of radio experience with Audacy Memphis, where he produced and contributed to top sports talk programming in the country, including an on-air role on "The Gary Parrish Show." He also has served as in-arena producer for the Memphis Grizzlies Radio Network for the past 10 seasons.

Doyle is a lifelong Memphian and graduate of White Station High School and the University of Memphis. He currently resides in East Memphis with his wife, Kara, and two sons, Noah and Miles.



GRIZZLIES.COM

OFFICIAL WEBSITE OF THE MEMPHIS GRIZZLIES

Stay connected to your home team with grizzlies.com – the official website of the Memphis Grizzlies. From buying tickets, breaking news and behind-the-scenes features to community activities, live chats, post-game recaps, photos, social updates and video highlights, grizzlies.com offers something for Grizzlies fans of all ages to connect with their home team.

Grizzlies E-News

Sign up to receive the latest news and special offers delivered right to your inbox each week from your Memphis Grizzlies. Visit grizzlies.com for more information.

FEDEXFORUM.COM

Looking for the latest information about FedExForum, the Mid-South's most luxurious sports and entertainment venue? Visit fedexforum.com, where you can find our A-to-Z Visitor Guide and everything from the event calendar to parking information. Fans can purchase tickets to FedExForum events and sign up to receive FedExForum Event Alert e-mails for the latest show information and subscriber presale opportunities. Fans attending a Grizzlies game can get an early view from their seats with Seats in 3D, which shows realistic views of the floor surface from every section of the arena. Visit fedexforum.com to learn about Memphis' most exciting entertainment venue located in the heart of downtown on historic Beale Street.



MEDIA

TELEVISION STATIONS

WREG (CBS 3)
803 Channel 3 Dr., Memphis, TN 38103
Main: (901) 543-2333
Sports Director: Mike Ceide (901) 543-2118
Sports Anchor/Reporter: Colin Cody (901) 543-2117
Photographer: Jeff Woods (901) 237-6477

WMC (NBC 5)
1960 Union Ave., Memphis, TN 38104
Main: (901) 726-0555
Sports Director: Doc Holliday (901) 726-0464
Sports Anchor/Reporter: Matt Infield (516) 941-7351

WATN LOCAL 24 (ABC 24)
1725 N. Shelby Oaks Drive, Suite 101, Memphis, TN 38134
Main: (901) 321-2430
Fax: (901) 321-7524
Sports Anchor: Avery Braxton (901) 305-5641
Sports Reporter: Caleb Hilliard (901) 413-4809

WHBQ (FOX 13)
485 South Highland St., Memphis, TN 38111
Main: (901) 320-1313

Bally Sports Southeast
1175 Peachtree St. NE
100 Colony Square, Suite 200, Atlanta, GA 30361
Main: (404) 230-7300

RADIO STATIONS

Flagship Station:
Audacy Memphis (92.9 FM ESPN / 680 AM ESPN)
1835 Moriah Woods Blvd., Building #1, Memphis, TN 38117
Main: (901) 384-5900
Program Director: Brad Carson

WHBQ (Sports 56.7 FM / 560 AM)
Flinn Broadcasting Company
6080 Mt. Moriah Rd., Memphis, TN 38115
Main: (901) 375-9324
Program Director: Eli Savoie

SPORTS EDITORS, WRITERS AND COLUMNISTS – LOCAL

Commercial Appeal
120 S. Front St., Memphis, TN 38103
Main: (901) 529-2345
Beat Writer: Damichael Cole (901) 201-2848
Columnist: Mark Giannotto (901) 529-2364

Daily Memphian
254 Court Ave., Fourth Floor, Memphis, TN 38103
Main: (901) 501-6391
Sports Editor: David Boyd (901) 626-1730
Lead Grizzlies Writer: Drew Hill (502) 457-7784
Columnist: Geoff Calkins (901) 842-1806
Reporter: Chris Herrington (901) 842-1814

The Associated Press
Sports Editor: Teresa Walker (615) 812-2854
Memphis Correspondent: Clay Bailey (901) 842-1802

Memphis Business Journal
80 Monroe Ave., Suite 600, Memphis, TN 38103
Main: (901) 523-1000
Sports: Corey Davis (901) 259-1726

Memphis Flyer, Memphis Magazine
460 Tennessee St., Suite 200 Memphis, TN 38103
Main: (901) 521-9000
Fax: (901) 521-0129
Managing Editor for Memphis Magazine:
Frank Murtaugh (901) 575-9432
Grizzlies Writers: Sharon Brown (901) 596-5171,
Aimee Stiegemeier (901) 848-1882

Tri-State Defender
203 Beale Street, Suite 200, Memphis, TN 38103
Main: (901) 523-1818
Fax: (901) 578-5037
Sports Editor: Dr. Karanja Ajanaku (901) 746-5205
Grizzlies Writers: Terry Davis (901) 326-1422



THE DON POIER MEDIA CENTER

On January 21, 2005, the Memphis Grizzlies suffered a tremendous loss when the team's play-by-play announcer, Don Poier, passed away at the age of 53. Poier was known as "the Voice of the Grizzlies," serving as a radio and television announcer since the team's inception in Vancouver in 1995.

He brought to Grizzlies broadcasts knowledge of the team and passion for the game that was second to none. His legacy to the franchise was secured in April 2005 when the team named the media suite at FedExForum the Don Poier Media Center. A banner was also hung from the rafters in FedExForum in his honor.



When the Grizzlies moved to Memphis from Vancouver in 2001, Poier immediately became a fixture in Memphis. Fans who had never heard him call a game before instantly fell in love with his style. He was the team's biggest supporter, yet was unafraid to tell the truth if the team was playing poorly.

His catchphrases, which he always came up with on the spot, never failed to make listeners chuckle. His signature phrase, 'Only in the movies and in Memphis,' was used regularly during the 2003-04 season as the team embarked on its amazing 50-win season and first playoff appearance. As one of the original Grizzlies, no one was more excited to be a part of that season's magical ride than Don Poier, who had been through the highest of highs and lowest of lows with the Grizzlies. But Poier's contributions in the broadcast booth were only the tip of the iceberg of a life that touched so

many. His wife, Barb, came to every Grizzlies home game and became as much a fixture at the arena as her husband.

Don and Barb derived great pleasure from their blended family, which included Don's three daughters, Barb's five children and 10 grandchildren. Although these were the immediate members of Poier's family, by no means were they the only members.

Anyone who worked for the Grizzlies organization was a member of the Poier family. He made a point of introducing himself to everyone he didn't know. His large family grew to thousands as he recruited each fan who listened to his distinctive booming voice.

His spirit and generosity also extended to the community. Poier was a fixture at Grizzlies community events, attending dozens of events on behalf of the Grizzlies every year. He was a member of the Bellingham Boys and Girls Club in Washington State, and hosted a summer golf tournament in his home state of Washington.

Poier's memory will always be treasured by his Grizzlies family.



The Grizzlies honored Don Poier, "The Voice of the Grizzlies," by naming the media center in FedExForum after him.

INTRO

PLAYERS

EXECUTIVE

BASKETBALL OPS

BUSINESS OPS

MEDIA

COMMUNITY

HISTORY

PLAYOFFS

REVIEW

OPPONENTS

NBA

FEDEXFORUM

AT A GLANCE





MEMPHIS

4

MEMPHIS GRIZZLIES



COMMUNITY ENGAGEMENT

MEMPHIS GRIZZLIES COMMUNITY ENGAGEMENT

Mission Statement

The Memphis Grizzlies are committed to making a difference in the lives of underserved youth and families across the Mid-South region. Our broad areas of support include education, health and fitness and service.

Education

The Memphis Grizzlies are dedicated to helping prepare Memphis students for success and avidly promoting education and college preparedness through targeted academic enrichment initiatives and programs. This includes literacy (reading and financial) and STEAM (Science, Technology, Engineering, Arts & Math).

Memphis Grizzlies Scholars Program

The Memphis Grizzlies Scholars Program (MGSP), in partnership with Mid-South Ford Dealers, is a selective high school prep program for rising eighth grade students in Memphis. Students participate in an immersive learning experience structured to accelerate student growth, leadership skills, and cultural identity. Ultimately preparing students to apply to the competitive high school of their choice. Scholars that have completed the program have received a 100% college acceptance rate.

Stronger Together Memphis

Stronger Together Memphis, presented by Pepsi, is a catalyst that provides equitable educational and economic opportunities for young men and women of color in college and high school. Stronger Together Memphis is built on four engagement pillars: community bridge building through sports, mentorship, workforce development and HBCU awareness.

Health & Fitness

Committed to creating a healthier Mid-South, the Grizzlies work to increase access to health and fitness options, educating individuals about healthy life choices and inspiring individuals to make healthy decisions.

GrizzFit

GrizzFit is a "no-experience necessary" fitness program, designed to introduce students to different forms of physical exercise while educating and challenging them to make healthier choices in their everyday lives. In Tennessee, the prevalence of children who are overweight or obese is higher than the national average. The Memphis Grizzlies will host a series of GrizzFit sessions at numerous schools in Memphis throughout the academic year to combat lack of access to affordable physical activity opportunities. The GrizzFit sessions will feature three, 10-minute workouts that may include a body weight workout, yoga/meditation, dance or any other exercise to promote access to exercise without barriers.



Grizz Fuel

Grizz Fuel, in partnership with BlueCross BlueShield of Tennessee, educates youth on how to make proper decisions about their healthy habits with nutrition. It provides hands-on engagement that allows them to see and demonstrate the correlation between proper foods with increased energy levels, moods and improved immune systems and weight loss from the choices they make in their daily lives.

Service

By leveraging our brand, resources and partnerships, our goal is to strengthen and foster more vibrant communities and engaged individuals. Grizzlies players, coaches and front office staff give back to the community each year through a variety of service-driven projects that are impactful through employee volunteer service opportunities.

Grizzlies Connect

Grizzlies Connect is the organization's overarching umbrella for all employee volunteer activations. Grizzlies Connect is a way to provide fun, engaging and high-impact service driven projects that impact the Mid-South community. Grizzlies Connect also helps to increase employee engagement and team building through volunteer opportunities while also promoting brand alignment with businesses that share similar thoughts on community engagement. This past season, employees have contributed over 1,000 hours of sweat equity back into the Mid-South community.



Additional Programs and Outreach Efforts

- #GrizzVotes
- Grizz Goes Back to School
- Girls Summit
- Grizz Shop Local
- Grizz Ticket Assist
- Grizzlies CommUNITY Conversations
- HBCU Night
- Hoops for St. Jude Campaign
- Martin Luther King Jr. Day
- Mind Health Huddle
- Read to Achieve
- RePRESENT Every Day
- Science of Basketball
- Season of Giving
- Player Community Initiatives

To learn more about the Memphis Grizzlies' community engagement initiatives, visit <http://grizzlies.com/community>.

MEMPHIS GRIZZLIES FOUNDATION

The Memphis Grizzlies Foundation is a non-profit organization dedicated to harnessing the power and promise of sport to transform lives, through mentoring. The Foundation is focused on funding and creating youth mentoring and development programs that help students discover and meet their potential. Since 2001, the Foundation has invested more than \$53.9 million to platforms for youth mentoring all as a means to help prepare every student in Memphis for success in college, career and life.

In 2023, the Foundation donated over \$500,000 in grants to organizations across the Mid-South. Organizations that receive grants are all MENTOR Memphis Grizzlies member organizations who demonstrate best practice mentoring by meeting the benchmarks outlined in the Elements of Effective Practice for Mentoring. Each grant has been uniquely designed to support organizations in select areas of their programs such as expansion of established programs to under-served areas, program enhancements for established quality mentoring programs, professional development for youth and mentoring practitioners and first-year implementation of new adult to youth mentoring programs.

Grant Recipients

- Memphis Youth Arts Initiative
- Exquisite Pearls of Excellence
- UCAN of Memphis
- The Hope Center
- STREETS Ministries
- JIFF, Inc.
- Peer Power Foundation
- Memphis Inner City Rugby
- World Relief Memphis
- Indie Memphis
- The Gentlemen's League
- Big Brothers Big Sisters of the Mid-South
- Beautiful Spirited Women
- Grizzlies Prep
- Refugee Empowerment Program
- REACH Memphis
- Youth Villages
- New Ballet Ensemble & School

MENTOR Memphis Grizzlies

The Memphis Grizzlies Foundation, an affiliate of **MENTOR National**, **MENTOR Memphis Grizzlies (MMG)** unites a broad range of local community organizations, businesses and civic leaders to promote, support and advocate for youth mentoring. With a focus on increasing quality and quantity of mentor relationships in the Mid-South, MENTOR Memphis Grizzlies provides leadership, resources, and best-practice training, to local mentoring programs serving over 9,000 young people across the Memphis area. In addition, the Grizzlies Foundation provides capacity building grants to a dozen local organizations that implement mentoring in unique ways.





MEMPHIS GRIZZLIES FOUNDATION

TEAM Mentor Program

The Grizzlies TEAM Mentor Program aims to create meaningful relationships between caring adults and local middle school students through mentoring. TEAM Mentor uses an innovative group model and places three volunteer, adult mentors with six students to form a TEAM. Each TEAM functions as a micro-community to form its own unique identity, culture, values and voice through developmental relationship best practices, civic engagement, peer interaction and experiential learning. TEAM Mentor is a school-based program, taking place after school, one hour per week and operates out of select schools across the City of Memphis.

For more information about the Grizzlies Foundation, visit www.grizzliesfoundation.org.



Notable Awards

- 2022 SPARK Award Recipient
- 2017 ESPN Sports Humanitarian Team of the Year (Finalist)
- 2013 President's Council on Fitness, Sports & Nutrition
- 2012 Beyond Sport "Sports Team of the Year"
- 2011 Beyond Sport "Sports Team of the Year" (Shortlist)
- 2008 Crystal Award for Outstanding Foundation
- 2007 Steve Patterson Award for Excellence in Sports Philanthropy
- 2006 Corporate Volunteer Council Partnership Award

Memphis Grizzlies Preparatory Charter School

Grizzlies Prep serves an all-male, largely African-American population of fifth-to-eighth graders. It is the only public middle school in the nation founded by an NBA team. It is also one of only a few schools to consistently grow students an average of two grade levels per year. Grizzlies Prep provides an excellent academic foundation, social-emotional development, and incredible opportunities so families can feel confident in the future. Community members now have opportunities to volunteer at Grizzlies Prep as mentors and lunch buddies. For more information, visit www.grizzliesprep.org.



NBA CARES

NBA Cares is the league's global social responsibility program that builds on the NBA's mission of addressing important social issues. NBA Cares has provided more than 6.5 million hours of hands-on service and created more than 2,195 places where kids and families can live, learn or play in 40 countries and territories. NBA Cares partners with renowned social impact organizations to address important social issues in the areas of education, inclusion, youth and family development, and health & wellness, including: Boys & Girls Clubs of America, Vera Institute of Justice, Thurgood Marshall College Fund, UNICEF, Special Olympics, The Jed Foundation, Share Our Strength and GLSEN.







ALL-TIME TEAM RECORDS

WIN/LOSS RECORDS

(Franchise records shown in bold)

YEAR-BY-YEAR RESULTS

Season	Overall Record					Home			Road			Record by Months							
	W	L	Pct	GB	Finish	W	L	Pct	W	L	Pct	Oct	Nov	Dec	Jan	Feb	Mar	Apr	May-Aug
2022-23	51	31	.622	-	1st SW	35	6	.854	16	25	.390	4-3	8-6	10-4	10-5	5-5	12-5	2-3	
2021-22	56	26	.683	-	1st SW	30	11	.732	26	15	.634	3-3	8-7	12-4	12-4	8-2	11-3	2-3	
2020-21	38	34	.528	4.0	2nd SW	18	18	.500	20	16	.555			1-3	7-3	7-9	7-8	10-7	6-4
2019-20	34	39	.466	10.5	3rd SW	20	17	.541	14	22	.389	1-3	4-10	8-8	11-4	5-6	3-2	2-6	
2018-19	33	49	.402	20	5th SW	21	20	.512	12	29	.293	4-2	9-6	5-10	2-14	4-7	7-7	2-3	
2017-18	22	60	.268	43	5th SW	16	25	.390	6	35	.146	5-2	2-11	5-12	6-7	0-10	3-13	1-5	
2016-17	43	39	.524	18	3rd SW	24	17	.585	19	22	.463	2-1	9-7	11-6	7-7	7-4	6-9	1-5	
2015-16	42	40	.512	25	3rd SW	26	15	.634	16	25	.390	2-1	8-7	8-8	10-4	7-4	6-10	1-6	
2014-15	55	27	.671	1	2nd SW	31	10	.756	24	17	.585	2-0	13-2	8-6	12-4	7-4	9-8	4-3	
2013-14	50	32	.610	12	3rd SW	27	14	.659	23	18	.561	0-1	8-7	5-9	12-3	7-5	12-5	6-2	
2012-13	56	26	.683	2	2nd SW	32	9	.780	24	17	.585	0-1	12-1	7-7	10-7	9-2	11-6	7-2	
2011-12	41	25	.621	9	2nd SW	26	7	.788	15	18	.455			1-2	10-8	9-5	8-7	13-3	
2010-11	46	36	.561	15	4th SW	30	11	.732	16	25	.390	2-1	6-9	6-8	11-6	8-4	9-5	4-3	
2009-10	40	42	.488	15	4th SW	23	18	.561	17	24	.415	1-1	5-11	9-4	10-5	5-8	6-7	2-6	
2008-09	24	58	.293	30	5th SW	16	25	.390	8	33	.195	1-1	3-12	6-9	1-13	4-8	4-11	5-4	
2007-08	22	60	.268	34	5th SW	14	27	.341	8	33	.195	0-1	5-9	3-12	5-11	1-11	5-11	3-5	
2006-07	22	60	.268	45	5th SW	14	27	.341	8	33	.195		4-11	3-14	5-10	3-9	4-11	3-5	
2005-06	49	33	.598	14	3rd SW	30	11	.732	19	22	.463		10-5	9-5	7-8	5-8	10-6	8-1	
2004-05	45	37	.549	14	4th SW	26	15	.634	19	22	.463		5-10	9-7	12-3	5-5	8-6	6-6	
2003-04	50	32	.610	8	3rd Mid	31	10	.737	19	22	.463	0-1	7-7	8-9	10-4	10-3	13-2	2-6	
2002-03	28	54	.341	32	6th Mid	20	21	.488	8	33	.195	0-1	2-13	7-8	4-10	5-7	8-9	2-6	
2001-02	23	59	.280	35	7th Mid	15	26	.359	8	33	.195		3-12	6-9	4-11	2-10	4-11	4-6	
MEM	870	899	.492			525	360	.593	345	539	.390	27-23	131-163	147-164	178-151	123-136	168-161	88-90	8-10
2000-01	23	59	.280	35	7th Mid	15	26	.359	8	33	.195	1-0	5-9	2-13	4-11	6-8	3-11	2-7	
1999-00	22	60	.268	33	7th Mid	12	29	.293	10	31	.244		3-11	3-12	6-8	6-7	1-14	3-8	
1998-99	8	42	.160	29	7th Mid	7	18	.280	1	24	.040					4-9	2-15	2-15	0-3
1997-98	19	63	.232	43	6th Mid	14	27	.341	5	36	.122	0-1	7-10	3-9	3-13	1-9	2-14	3-7	
1996-97	14	68	.171	50	7th Mid	8	33	.195	6	35	.146		2-15	4-10	2-15	3-9	1-13	2-6	
1995-96	15	67	.183	44	7th Mid	10	31	.244	5	36	.122		2-13	3-12	5-9	1-8	0-17	4-8	
TOTAL	971	1258	.436			591	524	.530	380	734	.341	28-24	150-221	162-220	198-207	154-186	177-246	104-141	8-13

Season	- Southwest -			- Pacific -			- Northwest -			- Western Conf -			- Atlantic -			- Southeast -			- Central -			- Eastern Conf -		
	W	L	Pct	W	L	Pct	W	L	Pct	W	L	Pct	W	L	Pct	W	L	Pct	W	L	Pct	W	L	Pct
2022-23	13	3		8	10		9	9		30	22	.577	5	5		8	2		8	2		21	9	.700
2021-22	11	5		15	3		10	8		36	16	.692	6	4		5	5		9	1		20	10	.667
2020-21	6	6		6	9		7	8		19	23	.452	6	4		8	2		5	5		19	11	.633
2019-20	4	9		8	10		8	7		20	26	.435	3	4		7	3		4	6		14	13	.519
2018-19	8	8		7	11		9	9		24	28	.462	3	7		3	7		3	7		9	21	.300
2017-18	5	11		8	10		5	13		18	34	.346	2	8		1	9		1	9		4	26	.133
2016-17	8	8		9	9		11	7		28	24	.538	5	5		5	5		5	5		15	15	.500
2015-16	7	9		9	9		9	9		25	27	.481	7	3		3	7		7	3		17	13	.567
2014-15	9	7		13	5		13	5		35	17	.673	8	2		7	3		5	5		20	10	.667
2013-14	4	12		14	4		11	7		29	23	.558	6	4		8	2		7	3		21	9	.700
2012-13	10	6		12	4		12	6		34	18	.654	8	2		6	4		8	2		22	8	.733
2011-12	7	8		9	7		10	7		26	22	.542	4	2		5	0		6	1		15	3	.833
2010-11	8	8		11	7		11	7		30	22	.577	5	5		4	6		7	3		16	14	.533
2009-10	5	11		9	9		8	10		22	30	.423	8	2		4	6		6	4		18	12	.600
2008-09	5	11		8	10		1	17		14	38	.269	1	9		5	5		3	6		10	20	.333
2007-08	2	14		4	14		5	13		11	41	.212	4	6		5	5		2	8		11	19	.367
2006-07	2	14		4	14		8	10		14	38	.269	3	7		4	6		1	9		8	22	.267
2005-06	6	10		13	5		12	6		31	21	.596	6	4		8	2		4	6		18	12	.600
2004-05	7	9		11	7		9	9		27	25	.519	8	2		6	4		4	6		18	12	.600
TOTAL	129	169		178	157		168	167					98	84		102	83		95	91				

*Notes Franchise located in Vancouver, BC, Canada from 1995-96 to 2000-01 before relocating to Memphis, Tennessee in July 2001.

NBA realignment prior to the 2004-05 season divided each conference into three divisions. Prior to that, there were two divisions per conference.

ALL-TIME TEAM RECORDS



Season	Midwest -		Pacific -		Western Conf -			Atlantic -		Central -		Eastern Conf -			Before AS -		After AS -	
	W	L	W	L	W	L	Pct	W	L	W	L	W	L	Pct	W	L	W	L
2022-23					30	22	.577					21	9	.700	35	22	16	9
2021-22					36	16	.692					20	10	.667	41	19	15	7
2020-21					19	23	.452					19	11	.633	16	16	22	18
2019-20					20	26	.435					14	13	.519	28	26	6	13
2018-19					24	28	.462					9	21	.300	23	36	10	13
2017-18					25	27	.481					17	13	.567	31	22	11	18
2016-17					28	24	.538					15	15	.500	34	24	9	15
2015-16					25	27	.481					17	13	.567	31	22	11	18
2014-15					35	17	.673					20	10	.667	39	14	16	13
2013-14					29	23	.558					21	9	.700	29	23	21	9
2012-13					34	18	.654					22	8	.733	33	18	23	8
2011-12					26	22	.542					15	3	.833	19	15	22	10
2010-11					30	22	.577					16	14	.533	31	26	15	10
2009-10					22	30	.423					18	12	.600	26	25	14	17
2008-09					14	38	.269					10	20	.333	15	37	9	21
2007-08					11	41	.212					11	19	.367	14	38	8	22
2006-07					14	38	.269					8	22	.267	14	40	8	20
2005-06					31	21	.596					18	12	.600	29	23	20	10
2004-05					27	25	.519					18	12	.600	30	23	15	14
2003-04	12	12	16	12	28	24	.538	11	3	11	5	22	8	.733	30	22	20	10
2002-03	5	19	7	21	12	40	.231	7	7	9	7	16	14	.533	13	35	15	19
2001-02	7	17	7	21	14	38	.269	4	10	5	11	9	21	.300	14	35	9	24
MEM					527	575	.478					322	293	.524	562	577	309	323
2000-01	2	22	9	19	11	41	.212	6	8	6	10	12	18	.400	13	36	10	22
1999-00	6	18	6	22	12	40	.231	5	9	5	11	10	20	.333	14	34	8	26
1998-99	3	18	5	18	8	36	.182	0	2	0	4	0	6	.000				
1997-98	4	20	10	18	14	38	.269	1	13	4	12	5	25	.167	13	36	6	27
1996-97	6	18	3	25	9	43	.173	4	10	1	15	5	25	.167	9	42	5	26
1995-96	3	21	6	22	9	43	.173	4	10	2	14	6	24	.200	10	37	5	30
TOTAL					590	838	.413					381	420	.476	621	762	342	454

*Notes Franchise located in Vancouver, BC, Canada from 1995-96 to 2000-01 before relocating to Memphis, Tennessee in July 2001.

NBA realignment prior to the 2004-05 season divided each conference into three divisions. Prior to that, there were two divisions per conference.

TEAM WON & LOST STREAKS

Wins & Losses	-- Games --	First Game	Last Game
Most consecutive wins, overall & single season	11	12/26/21 @ SAC	1/13/22 vs MIN
Most consecutive losses, overall & single season	23	2/16/96 vs ATL	4/2/96 @ POR
Most consecutive wins, home, overall	22	2/11/14 vs WAS	1/12/14 vs LAC
Most consecutive wins, home, single season	14	2/11/14 vs WAS	4/16/14 vs DAL
Most consecutive losses, home, overall & single season	11	2/16/96 vs ATL	3/31/96 vs CHA
Most consecutive wins, road, overall & single season	7	2/17/10 @ TOR	3/10/10 @ BOS
Most consecutive losses, road, overall	30	2/19/99 @ MIN	12/6/99 @ HOU
Most consecutive losses, road, single season	23	2/19/99 @ MIN	5/5/99 @ SAC

MONTHLY TEAM WON & LOST RECORDS

Category	-- Best --	Month(s)	-- Worst --	Month(s)
Overall Record	8-1 .889	April 2006	0-17 .000	March 1996
	13-2 .867	November 2014	0-10 .000	February 2018
	13-2 .867	March 2004		
Home Record	9-0 1.000	April 2012	0-7 .000	March 1996
Road Record	7-1 .875	March 2004, January 2014	0-10 .000	March 1996, April 1999

ALL-TIME SERIES

WESTERN CONFERENCE						EASTERN CONFERENCE					
Overall		Home		Road		Overall		Home		Road	
W	L	W	L	W	L	W	L	W	L	W	L
Dallas	32 72	18 34	14 38	Atlanta	20 32	12 13	8 19				
Denver	39 60	29 21	10 39	Boston	19 33	10 16	9 17				
Golden State	48 51	29 22	19 29	Brooklyn	28 23	14 11	14 12				
Houston	42 64	28 25	14 39	Charlotte *	22 25	11 12	11 13				
LA Clippers	49 52	29 21	20 31	Chicago	24 29	15 11	9 18				
LA Lakers	38 61	23 27	15 34	Cleveland	20 31	14 12	6 19				
Minnesota	50 51	29 21	21 30	Detroit	25 27	13 13	12 14				
New Orleans **	32 38	20 15	12 23	Indiana	20 32	14 13	6 19				
Oklahoma City	33 65	21 28	12 37	Miami	23 28	13 12	10 16				
Phoenix	40 58	23 25	17 33	Milwaukee	25 26	14 12	11 14				
Portland	43 55	23 26	20 29	New Orleans **	2 2	2 0	0 2				
Sacramento	47 52	32 18	15 34	New York	26 24	14 11	12 13				
San Antonio	32 74	19 34	13 40	Orlando	26 25	18 8	8 17				
Utah	35 63	20 28	15 35	Philadelphia	26 25	15 11	11 14				
				Toronto	25 27	13 12	12 15				
				Washington	29 22	21 5	8 17				

VS WC - ALL-TIME 590 838 365 349 225 489

VS EC - ALL-TIME 381 420 226 174 155 246

*Charlotte defined as statistical information from the Charlotte Hornets (1989-2002, 2014-present) and Charlotte Bobcats (2004-14) franchise. Statistical information, records and history of Charlotte NBA basketball returned to the current Charlotte franchise from the New Orleans Pelicans on May 20, 2014.

**New Orleans defined as statistical information from the New Orleans Hornets (2002-13), New Orleans/Oklahoma City Hornets (2005-07) and New Orleans Pelicans (2013-present). From 2002-03 through 2003-04, the New Orleans Hornets were members of the Eastern Conference and switched to the Western Conference at the start of the 2004-05 season.

INTRO

PLAYERS

EXECUTIVE

BASKETBALL OPS

BUSINESS OPS

MEDIA

COMMUNITY

HISTORY

PLAYOFFS

REVIEW

OPINIONS

NBA

FEDERATION

AT A GLANCE



ALL-TIME TEAM RECORDS

ALL-TIME COACHES RECORDS

Season	Head Coach	Won	Lost	Pct	Note	Assistant Coaches
MEMPHIS						
2022-23	Taylor Jenkins	51	31	.622		Blake Ahearn, Brad Jones, Darko Rajakovic, David McClure, James "Scoonie" Penn, Sonia Raman, Vitaly Potapenko
2021-22	Taylor Jenkins	56	26	.683		Blake Ahearn, Brad Jones, Darko Rajakovic, David McClure, James "Scoonie" Penn, Sonia Raman, Vitaly Potapenko
2020-21	Taylor Jenkins	38	34	.528		Blake Ahearn, Brad Jones, Darko Rajakovic, David McClure, James "Scoonie" Penn, Sonia Raman, Vitaly Potapenko
2019-20	Taylor Jenkins	34	39	.466		Niele Ivey, Brad Jones, David McClure, James "Scoonie" Penn, Vitaly Potapenko, Neven Spahija, Blake Ahearn
2018-19	J.B. Bickerstaff	33	49	.402		Chad Forcier, Jerry Stackhouse, Greg Buckner, Vitaly Potapenko, Nick Van Exel, Adam Mazarei
2017-18	J.B. Bickerstaff	15	48	.238	From 11/29/17	Keith Smart, Bob Bender, Nick Van Exel, Adam Mazarei, Greg Buckner
	David Fizdale	7	12	.368	To 11/27/17	J.B. Bickerstaff, Keith Smart, Bob Bender, Nick Van Exel, Adam Mazarei
2016-17	David Fizdale	43	39	.524		J.B. Bickerstaff, Keith Smart, Bob Bender, Nick Van Exel, Adam Mazarei
2015-16	Dave Joergler	42	40	.512		Elston Turner, Jeff Bzdelik, Bob Thornton, Shawn Respert, Duane Ticknor, Jason March
2014-15	Dave Joergler	55	27	.671		Elston Turner, Jeff Bzdelik, Bob Thornton, Shawn Respert, Duane Ticknor, Jason March
2013-14	Dave Joergler	50	32	.610		Elston Turner, Duane Ticknor, Bob Thornton, Shawn Respert
2012-13	Lionel Hollins	56	26	.683	To 6/10/13	Dave Joergler, Henry Bibby, Bob Thornton, Barry Hecker, Mitchell Anderson, Lloyd Pierce
2011-12	Lionel Hollins	41	25	.621		Dave Joergler, Henry Bibby, Bob Thornton, Barry Hecker
2010-11	Lionel Hollins	46	36	.533		Johnny Davis, Henry Bibby, Dave Joergler, Barry Hecker, Damon Stoudamire, Mitchell Anderson
2009-10	Lionel Hollins	40	42	.488		Johnny Davis, Henry Bibby, Dave Joergler, Barry Hecker, Damon Stoudamire
2008-09	Lionel Hollins	13	26	.333	From 1/27/09	Johnny Davis, Henry Bibby, Dave Joergler, Barry Hecker, Damon Stoudamire
	Johnny Davis	0	2	.000	1/23/09 to 1/25/09	Kevin O'Neill, Andy Greer, Dave Joergler, Ron DuBois
	Marc Iavaroni	11	30	.268	To 1/23/09	Johnny Davis, Kevin O'Neill, Andy Greer, Dave Joergler, Ron DuBois
2007-08	Marc Iavaroni	22	60	.268		Johnny Davis, Gordon Chiesa, Andy Greer, Dave Joergler, Ron DuBois
2006-07	Tony Barone Sr.	16	36	.308	12/30/06 to 4/18/07	Mitchell Anderson, Paul Cormier, Lionel Hollins
	Mike Fratello	6	24	.200	To 12/28/06	Mitchell Anderson, Paul Cormier, Lionel Hollins
2005-06	Mike Fratello	49	33	.598		Mitchell Anderson, Eric Musselman, Lionel Hollins
2004-05	Mike Fratello	40	26	.606	From 12/3/04	Mitchell Anderson, Eric Musselman, Lionel Hollins
	Lionel Hollins	0	4	.000	11/26/04 to 12/1/04	Tony Barone Sr., Brendan Brown, Hal Wissel
	Hubie Brown	5	7	.417	To 11/25/04	Tony Barone Sr., Brendan Brown, Lionel Hollins, Hal Wissel
2003-04	Hubie Brown	50	32	.610		Tony Barone Sr., Brendan Brown, Lionel Hollins, Hal Wissel
2002-03	Hubie Brown	28	46	.378	From 11/15/02	Tony Barone Sr., Brendan Brown, Lionel Hollins, Hal Wissel
	Sidney Lowe	0	8	.000	To 11/11/02	Bob Staak, Scott Roth, Lionel Hollins, Mitchell Anderson
2001-02	Sidney Lowe	23	59	.280		Bob Staak, Scott Roth, Michael Adams, Mitchell Anderson
VANCOUVER						
2000-01	Sidney Lowe	23	59	.280		Bob Staak, Scott Roth, Michael Adams, Mitchell Anderson
1999-00	Lionel Hollins	18	42	.300	12/18/99 to 4/19/00	Jim Boylan, Jack Nolan, Lawrence Frank
	Brian Hill	4	18	.182	To 12/15/99	Lionel Hollins, Jim Boylan, Jack Nolan, Lawrence Frank
1998-99	Brian Hill	8	42	.160		Lionel Hollins, Jim Boylan, Jack Nolan
1997-98	Brian Hill	19	63	.232		Lionel Hollins, Jim Boylan, Jack Nolan
1996-97	Stu Jackson	6	33	.154	1/25/97 to 4/19/97	Lionel Hollins, Rex Hughes, Jimmy Powell
	Brian Winters	8	35	.186	To 1/23/97	Lionel Hollins, Rex Hughes, Jimmy Powell
1995-96	Brian Winters	15	67	.183		Lionel Hollins, Rex Hughes, Jimmy Powell

HISTORY

Head Coach	Seasons	Won	Lost	Pct
Lionel Hollins	1999-2000, 2004, 2009-13	214	201	.516
Taylor Jenkins	2019-present	179	130	.579
Dave Joergler	2013-16	147	99	.598
Mike Fratello	2004-06	95	83	.534
Hubie Brown	2002-04	83	85	.494
David Fizdale	2016-18	50	51	.495
J.B. Bickerstaff	2017-19	48	97	.331
Sidney Lowe	2000-02	46	126	.267
Marc Iavaroni	2007-09	33	90	.268
Brian Hill	1997-99	31	123	.201
Brian Winters	1995-97	23	102	.184
Tony Barone	2006-07	16	36	.308
Stu Jackson	1997	6	33	.154
Johnny Davis	2009	0	2	.000

ALL-TIME TEAM RECORDS



GRIZZLIES & OPPONENTS STATISTICS BY SEASON

GRIZZLIES

Season	G	Min	FG	FGA	FG%	3P	3PA	3P%	FT	FTA	FT%	OREB	DREB	REB	AST	PF	DQ	STL	TO	BLK	PTS	PPG
MEMPHIS																						
2022-23	82	19780	3585	7551	475	985	2807	.351	1432	1954	.733	988	2835	3823	2135	1643	13	680	1116	473	9587	116.9
2021-22	82	19780	3571	7739	461	945	2679	.353	1393	1898	.734	1159	2873	4032	2131	1620	7	800	1082	534	9480	115.6
2020-21	72	17405	3095	6608	467	803	2258	.356	1184	1536	.763	903	2543	3346	1938	1349	13	655	957	364	8157	113.3
2019-20	73	17570	3106	6634	468	798	2297	.347	1212	1589	.763	754	2643	3397	1965	1546	22	576	1113	399	8222	112.6
2018-19	82	19880	3113	6924	450	811	2368	.342	1453	1882	.772	723	2703	3426	1863	1801	17	684	1147	448	8490	103.5
2017-18	82	19705	3013	6788	444	758	2152	.352	1361	1732	.786	779	2544	3323	1767	1900	15	613	1227	396	8145	99.3
2016-17	82	19905	2984	6854	435	767	2169	.354	1504	1918	.784	886	2621	3507	1744	1840	15	653	1059	344	8239	100.5
2015-16	82	19830	3019	6859	440	504	1521	.331	1584	2024	.783	916	2497	3413	1697	1783	4	724	1090	350	8126	99.1
2014-15	82	19905	3097	6763	458	423	1246	.339	1445	1869	.773	856	2634	3390	1777	1567	8	700	1094	347	8062	98.3
2013-14	82	19805	3122	6723	464	405	1147	.353	1235	1666	.741	950	2526	3476	1792	1568	5	631	1124	375	7884	96.1
2012-13	82	19805	2964	6679	444	382	1107	.345	1349	1746	.773	1059	2445	3504	1715	1660	6	703	1144	348	7659	93.4
2011-12	66	15940	2425	5422	447	277	849	.326	1142	1504	.759	831	1944	2775	1290	1316	7	631	955	345	6269	95.0
2010-11	82	19880	3200	6802	471	309	926	.334	1486	1981	.750	970	2391	3361	1691	1705	8	771	1145	441	8195	99.9
2009-10	82	19905	3223	6875	469	344	1020	.337	1614	2202	.733	1070	2496	3566	1543	1655	13	645	1248	399	8404	102.5
2008-09	82	19805	2865	6311	454	398	1106	.360	1570	2077	.756	847	2337	3184	1423	1777	11	615	1252	385	7698	93.9
2007-08	82	19805	3060	6737	454	620	1779	.349	1517	2097	.723	848	2567	3415	1574	1592	14	503	1251	386	8257	100.7
2006-07	82	19800	2998	6448	465	500	1367	.367	1835	2410	.761	866	2375	3241	1680	1827	20	564	1343	407	8331	101.6
2005-06	82	19855	2746	6125	448	590	1578	.374	1476	2077	.711	834	2379	3213	1586	1757	17	600	1134	442	7558	92.2
2004-05	82	19705	2802	6271	447	431	1486	.357	1526	2024	.754	887	2307	3194	1716	1910	9	699	1197	476	7661	93.4
2003-04	82	19880	2963	6657	445	447	1314	.340	1557	2143	.727	1047	2381	3248	1915	1903	24	575	1226	565	7930	96.7
2002-03	82	19930	3049	6743	457	467	1279	.365	1430	1936	.739	943	2466	3400	1892	1678	16	551	1262	500	7995	97.5
2001-02	82	19780	2851	6535	436	336	1096	.307	1334	1883	.708	984	2413	3397	1785	1571	11	646	1344	488	7372	89.9
MEM	1769	427835	66841	147047	455	12400	35546	.349	31639	42148	.751	20000	54920	74920	38719	36968	275	14539	25510	9300	17722	100.5
2000-01	82	19780	2870	6539	439	345	1247	.343	1457	1832	.770	894	2431	3325	1899	1733	12	586	1291	359	7522	91.7
1999-00	82	19855	2892	6441	449	324	898	.361	1594	2060	.774	1005	2324	3239	1700	1881	19	608	1381	346	7702	93.9
1998-99	50	12175	1643	3388	428	148	453	.327	1009	1408	.717	650	1539	2009	964	1123	7	420	848	199	4443	88.9
1997-98	82	19830	3006	6567	458	325	898	.362	1586	2145	.739	1081	2313	3394	1960	1809	10	614	1405	349	7923	96.6
1996-97	82	19780	2819	6453	437	445	1274	.349	1230	1734	.709	1023	2155	3178	1862	1755	8	657	1301	464	7313	89.2
1995-96	82	19880	2772	6483	428	372	1129	.329	1446	1998	.724	957	2170	3127	1706	1852	14	728	1347	333	7362	89.8
Total	2229	539135	82843	183368	.452	14339	41145	.348	39961	53385	.749	25610	67672	93282	48810	47121	345	18152	33083	11350	219986	98.7

OPPONENTS

Season	G	Min	FG	FGA	FG%	3P	3PA	3P%	FT	FTA	FT%	OREB	DREB	REB	AST	PF	DQ	STL	TO	BLK	PTS	PPG
MEMPHIS																						
2022-23	82	19780	3340	7365	.453	1065	2998	.355	1519	1931	.787	902	2738	3640	2167	1644	14	559	1240	427	9264	113.0
2021-22	82	19780	3305	7269	.455	987	2828	.349	1417	1837	.771	821	2706	3527	2047	1625	16	588	1235	496	9041	109.9
2020-21	72	17405	2953	6387	.462	926	2526	.367	1251	1588	.788	704	2515	3219	1827	1318	7	552	1068	377	8083	112.3
2019-20	73	17570	2964	6593	.450	942	2580	.365	1430	1828	.782	757	2519	3276	1814	1474	10	585	1080	386	8300	113.7
2018-19	82	19880	3083	6836	.451	951	2639	.360	1586	2023	.784	781	2883	3664	1920	1758	9	625	1249	402	8703	106.1
2017-18	82	19705	3046	6586	.462	874	2376	.368	1688	2196	.769	782	2703	3485	1816	1674	4	662	1210	421	8654	105.5
2016-17	82	19905	2864	6465	.443	813	2299	.354	1658	2202	.753	761	2692	3453	1645	1708	10	574	1171	410	8199	100.1
2015-16	82	19830	2947	6459	.456	797	2185	.365	1619	2107	.768	830	2711	3541	1792	1732	9	576	1327	469	8310	101.3
2014-15	82	19905	2954	6684	.442	663	1889	.351	1225	1651	.742	864	2616	3480	1652	1662	13	604	1257	424	7796	95.1
2013-14	82	19805	2924	6500	.450	615	1731	.355	1292	1686	.766	809	2403	3212	1632	1553	6	591	1162	410	7555	94.6
2012-13	82	19805	2964	6679	.444	504	1489	.338	1319	1763	.748	845	2359	3204	1599	1643	13	600	1268	450	7319	89.3
2011-12	66	15940	2278	5132	.444	417	1209	.345	1163	1522	.764	729	1954	2683	1274	1275	8	518	1130	363	6136	93.0
2010-11	82	19880	2967	6489	.457	587	1592	.369	1482	1948	.761	905	2387	3292	1724	1754	12	613	1367	505	8003	97.6
2009-10	82	19905	3277	6849	.478	572	1618	.354	1402	1858	.755	907	2349	3256	1875	1840	19	635	1165	501	8528	104.0
2008-09	82	19805	3018	6378	.473	536	1510	.355	1574	2043	.770	842	2431	3273	1735	1786	11	632	1194	443	8146	99.3
2007-08	82	19805	3394	7076	.480	591	1625	.364	1803	2191	.774	932	2721	3653	1963	1842	12	711	1096	403	8766	106.9
2006-07	82	19980	3287	6761	.486	576	1480	.389	1603	2113	.759	965	2483	3448	2062	1992	26	881	1253	450	8753	106.7
2005-06	82	19855	2691	6172	.436	408	1223	.334	1465	1942	.754	927	2404	3331	1605	1867	14	597	1213	456	7255	88.5
2004-05	82	19705	2684	6215	.432	426	1215	.351	1679	2179	.771	993	2387	3380	1633	1853	15	612	1303	476	7473	91.1
2003-04	82	19880	2859	6550	.436	369	1091	.338	1643	2150	.764	1099	2508	3607	1674	1891	26	673	1395	461	7730	94.3
2002-03	82	19930	3224	7008	.460	431	1188	.363	1831	2119	.759	1126	2555	3681	1991	1782	21	714	1213	430	8260	100.7
2001-02	82	19780	3119	6829	.457	398	1112	.358	1346	1788	.753	1135	2560	3695	1961	1784	12	781	1207	457	7982	97.3
MEM	1769	427835	66274	145503	.455	14325	40135	.343	32062	41913	.765	19515	55612	73127	39519	37488	293	17880	26692	9604	178503	100.9
2000-01	82	19780	3143	6791	.463	389	1075	.362	1317	1798	.732	1052	2554	3586	1935	1768	16	710	1217	476	7992	97.5
1999-00	82	19855	3136	6613	.474	361	1083	.333	1530	1989	.769	970	2336	3306	1932	1912	28	725	1234	519	8163	99.5
1998-99	50	12175	1813	3917	.463	229	653	.351	1021	1400	.729	673	1456	2129	1189	1164	15	490	779	328	4786	97.5
1997-98	82	19830	3230	6797	.475	428	1111	.385	1634	2233	.732	1144	2358	3502	2101	1832	12	836	1163	538	8522	103.9
1996-97	82	19870	3092	6556	.472	500	1369	.365	1468	2018	.727	1206	2426	3632	2194	1593	15	725	1251	461	8152	99.4
1995-96	82	19880	3080	6486	.475	459	1265	.374	1561	2129	.733	1102	2552	3652	1988	1785	9	698	1423	474	8180	99.8
Total	2229	539135	83768	182663	.459	16691	42632	.358	40593	53480	.759	25662	69272	94934	50638	47548	38	17970	37379	12400	224380	100.7



ALL-TIME TEAM RECORDS

NBA STATISTICAL RANK BY SEASON

Offensive	95-96	96-97	97-98	98-99	99-00	00-01	01-02	02-03	03-04	04-05	05-06	06-07	07-08
Points per gm	29	28	10	24	26	25	27	8	7	23	27	6	10
Field Goal Pct	27	26	9	19	18	17	21	8	8	16	20	8	15
Free Throw Pct	22	27	16	20	8	6	28	24	24	19	27	13	26
3-Pt Field Goal Pct	28	23	6	21	13	21	28	7	20	12	8	7	22
Off Rebounds per gm	22	15	12	12	19	26	16	20	3	25	25	23	22
Tot Rebounds per gm	28	27	15	23	28	24	24	19	17	30	28	26	18
Assists per gm	25	10	6	23	24	8	16	6	5	20	22	19	28
Steals per gm	5	15	26	16	21	23	16	14	1	5	10	23	28
Turnovers per gm	20	16	28	29	25	20	27	20	16	19	8	26	28
Blocks per gm	24	6	24	27	26	25	7	4	2	5	8	13	17

Offensive (cont.)	08-09	09-10	10-11	11-12	12-13	13-14	14-15	15-16	16-17	17-18	18-19	19-20	20-21
Points per gm	29	7	12	20	27	27	20	24	29	29	30	14	15
Field Goal Pct	21	9	6	16	21	7	9	23	30	27	23	7	18
Free Throw Pct	22	25	23	13	10	23	7	9	13	6	15	19	18
3-Pt Field Goal Pct	21	26	27	25	24	19	22	29	17	25	25	23	20
Off Rebounds per gm	24	1	6	5	3	9	T-21	8	10	18	29	14	2
Tot Rebounds per gm	30	4	16	16	11	19	21	2	24	29	29	5	4
Assists per gm	30	29	T-21	T-24	24	14	15	25	21	26	19	2	4
Steals per gm	T-9	7	1	1	4	14	T-6	6	13	22	15	12	T-1
Turnovers per gm	24	27	T-12	T-14	5	4	7	6	6	23	15	23	10
Blocks per gm	18	18	7	12	12	16	24	21	22	14	T-4	7	12

Offensive (cont.) 21-22 22-23

Points per gm	2	9
Field Goal Pct	19	16
Free Throw Pct	28	30
3-Pt Field Goal Pct	17	23
Off Rebounds per gm	1	4
Tot Rebounds per gm	1	2
Assists per gm	6	9
Steals per gm	1	3
Turnovers per gm	9	12
Blocks per gm	1	3

Defensive	95-96	96-97	97-98	98-99	99-00	00-01	01-02	02-03	03-04	04-05	05-06	06-07	07-08
Points per gm	15	21	28	26	17	26	21	27	15	4	1	29	28
Field Goal Pct	22	26	27	27	28	26	23	28	13	6	6	30	30
Free Throw Pct	8	4	11	16	27	4	18	14	24	27	25	22	29
3-Pt Field Goal Pct	21	19	29	22	4	22	19	23	9	11	2	30	18
Off Rebounds per gm	23	29	25	27	8	26	29	27	29	20	16	23	21
Tot Rebounds per gm	28	27	23	20	3	24	27	25	26	11	14	21	27
Assists per gm	23	25	28	29	21	26	25	29	8	6	10	29	28
Steals per gm	21	24	29	28	25	28	29	24	21	16	18	30	30
Turnovers per gm	20	22	23	14	17	17	13	13	3	4	9	11	22
Blocks per gm	24	26	29	29	28	21	20	22	25	29	29	30	18

Defensive (cont.)	08-09	09-10	10-11	11-12	12-13	13-14	14-15	15-16	16-17	17-18	18-19	19-20	20-21
Points per gm	14	24	13	5	1	3	2	11	3	13	3	21	16
Field Goal Pct	25	24	14	12	3	9	10	18	3	17	7	9	11
Free Throw Pct	16	12	11	25	12	27	7	24	2	18	29	21	27
3-Pt Field Goal Pct	10	15	24	11	2	12	18	22	11	21	21	24	18
Off Rebounds per gm	7	15	18	T-12	3	2	8	12	6	12	5	19	T-12
Tot Rebounds per gm	7	7	8	7	1	1	8	11	7	8	12	14	18
Assists per gm	17	23	14	4	4	4	4	13	3	9	6	18	19
Steals per gm	20	24	20	T-16	6	7	T-8	3	6	21	18	21	18
Turnovers per gm	10	17	1	1	6	20	8	3	13	9	6	12	7
Blocks per gm	25	28	30	22	19	19	20	29	18	23	13	22	20

Defensive (cont.) 21-22 22-23

Points per gm	12	11
Field Goal Pct	10	1
Free Throw Pct	13	22
3-Pt Field Goal Pct	11	9
Off Rebounds per gm	11	24
Tot Rebounds per gm	7	21
Assists per gm	16	27
Steals per gm	7	7
Turnovers per gm	3	6
Blocks per gm	30	24

ALL-TIME TEAM RECORDS



Combination	95-96	96-97	97-98	98-99	99-00	00-01	01-02	02-03	03-04	04-05	05-06	06-07	07-08
Scoring differential	28	29	25	27	26	26	28	22	9	8	6	30	24
Rebound percentage	29	29	22	23	16	27	27	28	23	28	25	25	25

Combination (cont.)	08-09	09-10	10-11	11-12	12-13	13-14	14-15	15-16	16-17	17-18	18-19	19-20	20-21
Scoring differential	26	17	10	12	7	14	8	20	13	27	24	17	15
Rebound percentage	19	1	8	5	1	3	15	11	7	22	26	14	6

Combination (cont.)	21-22	22-23
Scoring differential	4	4
Rebound percentage	1	6

GRIZZLIES MONTHLY HIGHS/LOWS*

Grizzlies	Highest	Month(s)	Lowest	Month(s)
PTS/G	123.5	February 2022	84.3	February 2002
PTS DIFF	+12.4	December 2021, March 2022	-14.0	May 1999, February 2018
FG%	.501	January 2007	.397	May 1999
3P%	.471	December 1997	.225	February 2002
FT%	.840	November 2015	.674	April 2008
REB/G	54.8	February 2022	35.7	December 2006
AST/G	29.4	January 2021	15.7	January 2009
STL/G	11.6	December 2021	5.6	November 2007
TOV/G	18.9	March 2000	11.0	April 2013
BLK/G	8.0	December 2003	2.7	April 2016

Opponents	Highest	Month(s)	Lowest	Month(s)
PTS/G	118.2	January 2007	83.3	April 2013
FG%	.509	April 1998	.403	April 2013
3P%	.436	February 2007	.275	May 1999
FT%	.836	January 2023	.660	April 1998
REB/G	49.9	December 2001	36.0	March 2011
AST/G	29.7	April 1998	18.1	April 2012, March 2013
STL/G	12.3	February 1998	4.3	January 2017
TOV/G	19.3	February 2005	11.6	April 1997
BLK/G	7.7	March 2016, February 1999	3.5	October 2008

*minimum 9 games played during month



ALL-TIME TEAM RECORDS

MARGINS, LEADS & DEFICITS

Margin of Victory	Diff	Game	Diff	Game
All Games	+73	12/2/21 vs OKC (152-79)	-61	3/22/18 @ CHA (79-140)
	+49	2/28/21 @ HOU (133-84)	-50	11/2/15 @ GSW (69-119)
	+47	12/13/03 vs NJN (110-63)	-49	(2) 3/14/16 @ HOU (81-130) *
At Home	+73	12/2/21 vs OKC (152-79)	-47	12/4/96 vs IND (80-127)
On The Road	+49	2/28/21 @ HOU (133-84)	-61	3/22/18 @ CHA (79-140)

Leads & Deficits	Lead	Game	Def	Game
All Games	+78	12/2/21 vs OKC (148-70, 2:32 left in 4Q)	-65	3/22/18 @ CHA (72-137, 1:45 left in 4Q)
	+49	2/28/21 @ HOU (133-84, 0:33 left in 4Q)	-52	11/2/15 @ GSW (67-119, 0:52 left in 4Q)
	+48	12/13/03 vs NJN (110-62, 0:31 left in 4Q)	-52	3/14/16 @ HOU (78-130, 0:32 left in 4Q)
Home	+78	12/2/21 vs OKC (148-70, 2:32 left in 4Q)	-48	4/3/98 vs SEA (90-138, 1:12 left in 4Q)
Road	+49	2/28/21 @ HOU (133-84, 0:33 left in 4Q)	-65	3/22/18 @ CHA (79-140, 1:45 left in 4Q)
After Q1	+22	2/10/22 @ DET (41-19)	-27	12/26/06 @ WAS (18-45)
Halftime	+36	12/2/21 vs OKC (72-36)	-33	(2) 3/22/18 @ CHA (42-75) *
After Q3	+51	12/2/21 vs OKC (113-62)	-55	3/22/18 @ CHA (57-112)

Point Differential	Diff	Game	Diff	Game
Q1 Only	+22	2/10/22 @ DET (41-19)	-27	12/26/06 @ WAS (18-45)
Q2 Only	+22	3/28/22 vs GSW (43-21)	-27	(2) 11/17/19 vs DEN (17-44) *
Q3 Only	+25	4/18/12 vs NOH (37-12)	-31	1/19/19 @ TOR (14-45)
Q4 Only	+23	(3) 3/2/20 @ ATL (43-20) *	-26	(3) 11/8/19 @ ORL (8-34) *
1st Half	+36	12/2/21 vs OKC (72-36)	-33	(2) 3/22/18 @ CHA (42-75) *
2nd Half	+37	12/2/21 vs OKC (80-43)	-33	11/8/95 @ SAS (34-67)

Comebacks	From	Game	From	Game
All Games	-29	3/17/23 @ SAS (down 29, won 126-120, OT)	+25	1/28/19 vs DEN (led by 25, lost 92-95)
	-26	11/13/14 vs SAC (down 26, won 111-110)	+24	12/18/19 @ OKC (led by 24, lost 122-126)
Home	-26	11/13/14 vs SAC (down 26, won 111-110)	+25	1/28/19 vs DEN (led by 25, lost 92-95)
Road	-29	3/17/23 @ SAS (down 29, won 126-120, OT)	+24	12/18/19 @ OKC (led by 24, lost 122-126)

Points Streaks	Lead	Game	Def	Game
All Games	24-0	2/27/13 vs DAL (Q2/Q3, 9:24 span)	0-25	4/10/07 vs SAC (Q1, 5:36 span)
Home	24-0	2/27/13 vs DAL (Q2/Q3, 9:24 span)	0-25	4/10/07 vs SAC (Q1, 5:36 span)
Road	21-0	11/27/09 @ POR (Q1/Q2, 8:14 span)	0-20	(3) 11/29/06 @ LAC (Q1/Q2, 5:03 span) *
Scoreless	9:05	3/18/97 @ NYK (4Q)	9:24	2/27/13 vs DAL (Q2/Q3)

* Last occurrence

ALL-TIME TEAM RECORDS



TEAM SCORING RECORDS

SCORING HIGHS

Scoring Highs	Grizzlies	Date/Opp	Opponent	Date/Opp
Game, Overall	152	12/2/21 vs OKC	145	12/23/19 vs SAS
Game, Regulation	152	12/2/21 vs OKC	145	12/23/19 vs SAS
Q1	48	3/9/23 vs GSW	46	12/23/19 vs SAS
Q2	44	1/11/23 vs SAS	44	(4) 5/3/21 vs NYK *
Q3	55	4/9/22 vs NOP	45	1/19/19 @ TOR
Q4	43	(3) 3/2/20 @ ATL *	43	2/12/22 @ CHA
H1	86	4/10/19 vs GSW	78	(2) 12/30/17 @ GSW *
H2	80	12/2/21 vs OKC	81	2/16/21 vs NOP
OT1	22	(2) 3/11/16 vs NOP *	20	2/22/98 @ TOR
OT2	19	12/18/06 vs SEA	19	1/27/07 vs POR
OT3	13	2/17/99 vs BOS	15	2/17/99 vs BOS

SCORING LOWS

Scoring Lows	Grizzlies	Date/Opp	Opponent	Date/Opp
Game, Overall	62	11/8/95 @ SAS	63	12/13/03 vs NJN
Q1	7	3/1/98 vs ATL	8	2/12/03 vs NJN
Q2	7	(2) 10/30/13 @ SAS *	7	1/8/16 vs DEN
Q3	7	1/27/98 vs CHI	5	2/27/13 vs DAL
Q4	6	2/21/02 vs PHO	7	11/11/06 @ PHO
H1	24	3/13/99 @ DAL	26	12/3/05 @ HOU
H2	23	11/11/00 @ SAS	24	(2) 12/20/04 @ LAL *
OT1	0	12/1/00 vs IND	2	1/25/16 vs ORL
OT2	2	2/19/10 vs MIA	2	1/11/15 vs PHO
OT3	6	12/17/14 @ SAS	5	12/17/14 @ SAS

COMBINED

Total Points	Grizzlies	Date/Opp	Opponent	Date/Opp
Game, Overall	279	1/3/07 vs GSW (144-135)	134	1/13/96 vs MIA (69-65)
Game, Regulation	279	1/3/07 vs GSW (144-135)	134	1/13/96 vs MIA (69-65)
One Quarter	86	4/10/19 vs GSW (Q1, 45-41)	22	11/14/96 vs PHO (Q2, 14-8)
One Half	154	4/10/19 vs GSW (H1, 86-68)	61	1/13/96 vs MIA (H2, 37-24)
Overtime	37	3/11/16 vs NOP (22-15)	9	(2) 1/11/13 vs SAS (OT1, 6-3) *

OTHER

Highs	Grizzlies	Date/Opp	Opponent	Date/Opp
Starters Scoring	111	(2) 3/29/23 vs LAC *	124	4/5/23 @ NOP
Bench Scoring	93	12/2/21 vs OKC	84	4/7/19 vs DAL
Fast Break Pts	42	3/8/22 vs NOP	53	1/18/10 vs PHO
2nd Chance Pts	39	1/20/23 @ LAL	32	11/18/96 vs SAC
Pts In The Paint	88	4/11/21 vs IND	74	(3) 3/20/12 @ SAC *
Players In Dbl Figs	9	12/2/21 vs OKC	9	3/14/16 @ HOU
Players With Dbl Dbls	4	(2) 1/21/08 vs CHI *	4	4/2/04 vs PHO

Lows	Grizzlies	Date/Opp	Opponent	Date/Opp
Starters Scoring	21	1/1/12 @ CHI	19	11/2/16 vs NOP
Bench Scoring	0	4/14/00 vs MIN	2	(2) 2/21/03 @ NOH *
Fast Break Pts	0	(8) 2/3/19 @ NYK *	0	(5) 11/13/21 @ NOP *
2nd Chance Pts	0	(3) 12/7/19 @ UTA *	0	(6) 3/5/22 vs ORL *
Pts In The Paint	12	3/25/00 vs UTA	14	12/27/02 vs ORL

* Most recent occurrence

INTRO

PLAYERS

EXECUTIVE

BASKETBALL OPS

BUSINESS OPS

MEDIA

COMMUNITY

HISTORY

PLAYOFFS

REVIEW

OPPONENTS

NBA

FEDERATION

AT A GLANCE



ALL-TIME TEAM RECORDS

GRIZZLIES ALL-TIME SEASON & SINGLE-GAME HIGHS

		Points		3-Pt Field Goal Pct		Defensive Rebounds
Season	9587	2022-23	.374	2005-06	2873	2021-22
	9480	2021-22	.367	2006-07	2835	2022-23
	8490	2018-19	.365	2002-03	2703	2018-19
Game	152	12/2/2021 vs OKC	.833	12/10/2002 @ MIA	54	11/28/2021 vs SAC
	151	3/24/2023 vs HOU	.800	1/9/2000 @ BOS	49	2/9/2020 @ WAS
	144	1/3/2007 vs GSW	.778	3/20/1999 vs SAS	48	(2) 12/5/2016 @ NOP (20T) *
Half	86	4/10/2019 vs GSW (H1)	1.000	(10+) 11/11/2014 vs SAC (H2) *	30	4/25/2021 @ POR (H1)
Quarter	55	4/9/2022 vs NOP (Q3)	1.000	(10+) 12/23/2022 @ PHO (Q3) *	18	4/25/2021 @ POR (Q1)
OT	22	(2) 3/1/2016 vs NOP *	1.000	(10+) 3/1/2016 vs NOP *	9	1/25/2016 vs ORL
		Field Goals Made		Free Throws Made		Assists
Season	3585	2022-23	1835	2006-07	2135	2022-23
	3571	2021-22	1614	2009-10	2131	2021-22
	3223	2009-10	1594	1999-00	1965	2019-20
Game	60	12/2/2021 vs OKC	45	2/17/1999 vs BOS (30T)	41	12/2/2021 vs OKC
	57	3/24/2023 vs HOU	40	(3) 1/12/2000 vs PHO *	41	4/9/2022 vs NOP
	56	12/15/2022 vs MIL			40	4/19/1997 @ PHO
Half	32	(2) 1/25/2013 vs BKN (H1) *	32	1/9/2000 @ TOR (H2)	25	4/19/1997 @ PHO (H1)
Quarter	20	4/9/2022 vs NOP (Q3)	22	11/11/1997 vs LAC (Q4)	16	4/9/2022 vs NOP (Q3)
OT	7	(5) 3/17/2022 @ SAS *	11	2/28/2003 vs MIA	6	4/19/2006 @ MIN (20T)
		Field Goal Atts		Free Throw Atts		Personal Fouls
Season	7739	2021-22	2410	2006-07	1910	2004-05
	7551	2022-23	2202	2009-10	1903	2003-04
	6924	2018-19	2145	1997-98	1900	2017-18
Game	116	3/13/2012 vs LAL (20T)	51	11/3/2007 vs IND	37	2/25/2005 vs DEN (OT)
	115	4/11/2021 vs IND	51	3/16/2012 vs TOR	35	2/17/1999 vs BOS (30T)
	112	2/28/2023 vs LAL	50	(2) 7/31/2020 @ POR (OT) *	35	3/29/2004 @ ATL (20T)
Half	60	(3) 2/28/2023 vs LAL (H1) *	39	2/14/1997 vs BOS (H2)	22	2/20/2020 @ SAC (H2)
Quarter	34	4/11/2021 @ IND (Q2)	32	11/11/1997 vs LAC (Q4)	14	(5) 2/20/2020 @ SAC (Q4) *
OT	15	3/28/2010 @ MIL	14	1/28/2002 vs LAC	9	1/15/2008 vs CLE
		Field Goal Pct		Free Throw Pct		Steals
Season	.475	2022-23	.786	2017-18	800	2021-22
	.471	2010-11	.784	2016-17	795	2003-04
	.469	2009-10	.783	2015-16	771	2010-11
Game	.625	12/2/2021 vs OKC	1.000	(10+) 12/5/2022 vs MIA *	22	10/30/2010 vs MIN
	.620	12/13/2003 vs NJN			19	(3) 3/9/2004 vs SAS *
	.613	3/24/2023 vs HOU				
Half	.718	3/13/2001 @ ATL (H2)	1.000	(10+) 4/4/2023 vs POR (H1) *	14	10/30/2010 vs MIN (H2)
Quarter	.875	4/12/1996 vs SAC (Q2)	1.000	(10+) 4/9/2023 @ OKC (Q3) *	9	12/9/2021 vs LAL (Q2)
OT	1.000	1/28/2002 vs LAC	1.000	(10+) 1/31/2022 @ PHI *	3	(2) 4/19/2021 @ DEN (20T) *
		3-Pt Field Goals Made		Total Rebounds		Turnovers
Season	985	2022-23	4032	2021-22	1405	1997-98
	945	2021-22	3823	2022-23	1381	1999-00
	811	2018-19	3566	2009-10	1347	1995-96
Game	25	3/24/2023 vs HOU	68	11/28/2021 vs SAC	32	12/21/1995 @ SEA
	23	2/10/2021 vs CHA	64	2/9/2009 vs NOH	31	(3) 12/8/2002 vs PHO *
	21	(2) 4/10/2019 vs GSW *	64	10/19/2022 vs NYK (OT)		
Half	15	3/24/2022 vs IND (H1)	39	12/29/2022 @ TOR	18	12/21/1995 @ SEA (H2)
Quarter	10	3/24/2022 vs IND (Q1)	24	(2) 12/11/2009 vs OKC (Q3) *	11	(2) 11/2/2019 vs PHO (Q3) *
OT	3	(4) 4/7/2019 vs DAL *	11	1/25/2016 vs ORL	6	12/1/2012 @ SAS
		3-Pt Field Goal Atts		Offensive Rebounds		Blocks
Season	2807	2022-23	1159	2021-22	565	2003-04
	2679	2021-22	1081	1997-98	533	2021-22
	2368	2018-19	1070	2009-10	500	2002-03
Game	50	10/27/2021 @ POR	28	2/22/1998 @ TOR	19	11/25/2018 vs NYK
	50	10/30/2021 vs MIA	28	12/7/2003 vs POR	19	5/10/2021 vs NOP
	50	10/19/2022 vs NYK (OT)	28	3/14/2016 @ HOU	18	12/9/2021 vs LAL
Half	31	(3) 10/27/2021 @ POR (H1) *	19	(2) 3/14/2016 @ HOU (H2) *	13	11/12/2004 vs GSW (H1)
Quarter	18	(2) 3/24/2022 vs IND (Q1)	12	(3) 3/14/2016 @ HOU (Q4) *	9	11/12/2004 vs GSW (Q2)
OT	7	(3) 7/31/2020 @ POR *	6	(2) 1/30/2010 vs NOH *	3	(5) 1/25/2016 vs ORL *

* Most recent occurrence

ALL-TIME TEAM RECORDS



GRIZZLIES ALL-TIME SEASON & SINGLE-GAME LOWS

	Points	3-Pt Field Goal Pct	Defensive Rebounds
Season	4443 1998-99 6269 2011-12 7313 1996-97	.307 2001-02 .326 2011-12 .327 1998-99	1359 1998-99 1944 2011-12 2155 1996-97
Game	62 11/8/1995 @ SAS 64 1/1/2012 @ CHI 66 (4) 3/28/2009 @ POR *	.000 (10+) 12/30/2013 vs CHI *	14 2/28/2001 @ UTA 16 (4) 3/7/2000 @ NYK *
Half	23 11/11/2000 @ SAS (H2)	.000 (10+) 4/9/2023 @ OKC (H2) *	4 11/25/1995 @ MIA (H2)
Quarter	6 2/21/2002 vs PHO (Q4)	.000 (10+) 5/1/2021 @ ORL (Q2) *	0 1/31/2013 @ OKC (Q1)
OT	0 12/1/2000 vs IND	.000 (10+) 4/5/2022 @ UTA *	0 (2) 11/29/2003 @ CLE *
	Field Goals Made	Free Throws Made	Assists
Season	1643 1998-99 2425 2011-12 2746 2005-06	1009 1998-99 1142 2011-12 1184 2020-21	964 1998-99 1290 2011-12 1423 2008-09
Game	21 1/13/2007 @ CHI 22 (3) 4/17/1997 vs POR *	1 2/8/2014 @ ATL 3 (3) 1/25/2013 vs BKN *	7 4/8/2009 @ ORL 8 11/8/1995 @ SAS 8 2/28/2002 @ UTA
Half	7 (2) 2/8/1999 vs POR (H2) *	0 (10+) 5/6/2021 @ DET (H1) *	1 4/8/2009 @ ORL (H2)
Quarter	1 1/4/2000 @ MIA (Q4)	0 (10+) 4/10/2022 vs BOS (Q3) *	0 (10+) 1/23/2023 @ SAC (Q4) *
OT	0 12/1/2000 vs IND	0 (10+) 4/19/2021 @ DEN (10T) *	0 (10+) 4/5/2022 @ UTA *
	Field Goal Atts	Free Throw Atts	Personal Fouls
Season	3838 1998-99 5422 2011-12 6125 2005-06	1408 1998-99 1504 2011-12 1536 2020-21	1123 1998-99 1316 2011-12 1349 2020-21
Game	56 2/24/2006 vs SAS 58 1/30/2004 vs UTA 59 (2) 3/14/2006 vs BOS *	1 2/8/2014 @ ATL 4 11/30/2001 vs HOU 5 (2) 3/13/2012 vs LAL (20T) *	8 11/28/2007 @ TOR 8 11/12/2008 vs NYK 9 1/19/2008 @ CHA
Half	24 1/30/2004 vs UTA (H2)	0 (7) 11/9/2019 vs DAL (H2) *	2 (3) 2/20/2021 vs PHO (H2) *
Quarter	10 (2) 3/11/2005 @ UTA (Q4) *	0 (10+) 4/10/2022 vs BOS (Q3) *	0 (10+) 3/11/2023 @ DAL (Q4) *
OT	2 2/17/1999 vs BOS (30T)	0 (10+) 10/27/2019 vs BKN *	0 (10+) 11/9/2022 @ SAS *
	Field Goal Pct	Free Throw Pct	Steals
Season	.428 1995-96 .428 1998-99 .435 2016-17	.708 2001-02 .709 1996-97 .711 2005-06	420 1998-99 503 2007-08 564 2006-07
Game	.280 1/2/2002 @ NJN .282 11/8/1995 @ SAS .298 10/17/2018 @ IND	.333 12/20/1996 @ DEN .375 2/6/1997 @ MIN .375 1/25/2013 vs BKN	0 1/13/2001 vs CLE 1 (7) 4/2/2023 @ CHI *
Half	.163 2/8/1999 vs POR (H2)	.000 (9) 5/16/2021 @ DET (H1) *	0 (10+) 4/2/2023 @ CHI (H2) *
Quarter	.083 1/4/2000 @ MIA (Q4)	.000 (10+) 3/11/2022 vs NYK (Q1) *	0 (10+) 4/9/2023 @ OKC (Q3) *
OT	.000 12/1/2000 vs IND	.000 (10+) 4/19/2021 @ DEN (10T) *	0 (10+) 3/17/2023 @ SAS *
	3-Pt Field Goals Made	Total Rebounds	Turnovers
Season	148 1998-99 277 2011-12 309 2010-11	2009 1998-99 2775 2011-12 3127 1995-96	848 1998-99 955 2011-12 957 2020-21
Game	0 (10+) 12/30/2013 vs CHI *	21 3/6/2006 @ DEN 22 3/31/2006 @ NOK 23 (3) 11/24/2017 @ DEN *	4 (5) 2/15/2023 vs UTA *
Half	0 (10+) 4/9/2023 @ OKC (H2) *	6 (2) 3/6/2006 @ DAL (H2) *	1 (10+) 2/15/2023 vs UTA (H2) *
Quarter	0 (10+) 4/9/2023 @ OKC (Q4) *	1 2/17/1997 vs DAL (Q1)	0 (10+) 3/26/2023 @ ATL (Q2) *
OT	0 (10+) 4/5/2022 @ UTA *	1 (5) 7/31/2020 @ POR *	0 (10+) 1/31/2022 @ PHI *
	3-Pt Field Goal Atts	Offensive Rebounds	Blocks
Season	453 1998-99 849 2011-12 898 1997-98 1999-00	650 1998-99 723 2018-19 754 2019-20	199 1998-99 333 1995-96 344 2016-17
Game	2 1/9/2000 @ TOR 3 (4) 1/28/2012 @ PHO *	2 (6) 3/5/2023 @ LAC *	0 (10+) 11/20/22 @ BKN *
Half	0 (10+) 1/19/2013 @ CHI (H2) *	0 (10+) 3/13/2023 @ DAL (H1) *	0 (10+) 3/15/2023 @ MIA (H1) *
Quarter	0 (10+) 2/24/2018 @ MIA (Q2) *	0 (10+) 3/5/2022 vs ORL (Q3) *	0 (10+) 4/9/2023 @ OKC (Q4) *
OT	0 (10+) 2/6/2016 vs DAL *	0 (10+) 4/5/2022 @ UTA *	0 (10+) 3/17/2023 @ SAS *

* Most recent occurrence

INTRO

PLAYERS

EXECUTIVE

BASKETBALL OPS

BUSINESS OPS

MEDIA

COMMUNITY

HISTORY

PLAYOFFS

REVIEW

OPPONENTS

NBA

FEDERATION

AT A GLANCE



ALL-TIME TEAM RECORDS

OPPONENTS ALL-TIME SEASON & SINGLE-GAME HIGHS

		Points		3-Pt Field Goal Pct		Defensive Rebounds
Season	9264	2022-23	.389	2006-07	2883	2018-19
	9014	2021-22	.385	1997-98	2738	2022-23
	8766	2007-08	.374	1995-96	2721	2007-08
Game	145	12/23/2019 vs SAS	1.000	2/19/1996 @ PHO	55	11/2/2015 @ GSW
	144	2/16/2021 vs NOP	.813	1/4/1998 vs SEA	50	3/7/2023 @ LAL
	141	(2) 3/29/2023 vs LAC *	.800	4/1/1997 vs MIL	48	(2) 12/5/2016 @ NOP (20T) *
Half	81	2/16/2021 vs NOP (H2)	1.000	(4) 4/20/2012 @ CHA (H1) *	28	(2) 12/17/2022 @ OKC (H1) *
Quarter	47	1/23/2023 @ SAC (Q1)	1.000	(10+) 1/31/2022 @ PHI (Q2) *	17	3/7/2023 @ LAL (Q1)
OT	20	2/22/1998 @ TOR	1.000	(10+) 4/19/2021 @ DEN (10T) *	7	(5) 4/4/2017 @ SAS *
		Field Goals Made		Free Throws Made		Assists
Season	3394	2007-08	1688	2017-18	2167	2022-23
	3340	2022-23	1679	2004-05	2101	1997-98
	3305	2021-22	1658	2016-17	2062	2006-07
Game	60	12/23/2019 vs SAS	45	3/29/2004 @ ATL (20T)	42	4/12/1998 vs PHO
	56	3/11/2008 @ PHO	44	2/25/2005 vs DEN (OT)	39	(4) 1/6/2010 @ UTA *
	56	2/16/2021 vs NOP	40	(2) 11/2/2013 @ DAL *		
Half	31	(3) 4/11/2021 vs IND (H1) *	29	11/2/2013 @ DAL (H2)	25	4/12/1998 vs PHO (H1)
Quarter	19	(3) 4/11/2021 vs IND (1st) *	21	(2) 10/29/2019 @ LAL (Q3) *	15	4/12/1998 vs PHO (Q1)
OT	6	(6) 4/9/2021 @ NYK *	13	12/29/2009 @ MIN	5	4/5/2023 @ NOP
		Field Goal Atts		Free Throw Atts		Personal Fouls
Season	7365	2022-23	2233	1997-98	1992	2006-07
	7269	2021-22	2202	2016-17	1989	1999-00
	7076	2007-08	2196	2017-18	1891	2003-04
Game	111	2/14/1998 vs WAS	53	3/3/1998 vs IND	42	11/1/2006 vs NYK (30T)
	109	11/29/2003 @ CLE	52	2/25/2005 vs DEN (OT)	40	2/17/1999 vs BOS (30T)
	109	10/19/2022 vs NYK (OT)	51	11/28/1995 @ MIN	38	(2) 1/26/2008 vs LAC (OT) *
Half	60	2/2/1997 @ BOS (H2)	35	3/3/1998 vs IND (H2)	25	1/9/2000 @ TOR (H2)
Quarter	32	(5) 3/28/2023 vs ORL (Q4)	27	2/18/1998 vs BOS (Q4)	18	11/11/1997 vs LAC (Q4)
OT	16	3/11/2016 vs NOP	13	12/29/2009 @ MIN	8	1/26/2008 vs LAC
		Field Goal Pct		Free Throw Pct		Steals
Season	.486	2006-07	.788	2020-21	836	1997-98
	.480	2007-08	.787	2022-23	781	2001-02
	.478	2009-10	.784	2018-19	725	1996-97 / 1999-00
Game	.674	12/23/2019 vs SAS	1.000	(10+) 1/1/2023 vs SAC *	20	2/20/1998 @ ATL
	.658	12/19/2008 vs CHA			19	(5) 1/19/2019 @ TOR *
	.640	3/6/2006 @ DEN				
Half	.738	12/23/2019 vs SAS (H1)	1.000	(10+) 4/7/2023 @ MIL (H1) *	14	2/20/1998 @ ATL (H1)
Quarter	.875	(3) 1/30/2010 vs NOH (Q3) *	1.000	(10+) 4/9/2023 @ OKC (Q1) *	9	4/3/1998 vs SEA (Q2)
OT	.857	(2) 1/27/2007 vs POR (20T) *	1.000	(10+) 11/30/2018 @ BKN (10T) *	4	(2) 2/17/1999 vs BOS (30T) *
		3-Pt Field Goals Made		Total Rebounds		Turnovers
Season	1065	2022-23	3695	2001-02	1423	1995-96
	987	2021-22	3681	2002-03	1395	2003-04
	951	2018-19	3664	2018-19	1367	2010-11
Game	24	2/20/2021 vs PHO	76	12/28/1995 @ DAL (20T)	30	1/5/1996 @ PHI (OT)
	23	4/8/18 vs DET	66	1/12/2004 @ GSW	30	12/13/2003 vs NJN
	23	2/26/2020 @ HOU	65	(2) 11/2/2015 @ GSW *	28	(3) 12/22/2015 @ PHI *
Half	15	(3) 4/7/2023 @ MIL (H1) *	40	11/14/2008 vs MIL (H2)	19	4/3/1996 vs MIN (H2)
Quarter	12	1/23/2023 @ SAC (Q1)	24	1/19/2018 vs SAC (Q2)	12	10/31/2012 @ LAC (Q1)
OT	3	(3) 4/9/2021 @ NYK *	12	4/5/2022 @ UTA	3	(10+) 1/30/2019 @ MIN *
		3-Pt Field Goal Atts		Offensive Rebounds		Blocks
Season	2998	2022-23	1206	1996-97	538	1997-98
	2828	2021-22	1144	1997-98	519	1999-00
	2639	2018-19	1135	2001-02	505	2010-11
Game	52	12/23/2016 vs HOU	37	12/28/1995 @ DAL (20T)	18	3/15/1999 @ DEN
	52	3/17/2023 @ SAS (OT)	33	4/18/2001 @ GSW	17	3/17/2016 @ MIL
	51	2/12/2023 @ BOS	31	(2) 2/4/1997 @ NJN *	16	12/3/2002 @ LAL
Half	31	2/26/2020 @ HOU (H2)	20	2/2/1997 @ BOS (H2)	12	3/17/2016 @ MIL (H2)
Quarter	20	3/1/1996 vs DAL (Q3)	12	(3) 12/26/2005 @ UTA (Q2) *	8	(2) 10/18/2017 vs NOP (Q1) *
OT	8	4/5/2023 @ NOP	7	(2) 4/5/2022 @ UTA *	3	(3) 12/27/2008 @ SAS (20T) *

* Most recent occurrence

ALL-TIME TEAM RECORDS



OPPONENTS ALL-TIME SEASON & SINGLE-GAME LOWS

		Points		3-Pt Field Goal Pct		Defensive Rebounds
Season	4876	1998-99	.333	1999-00	1456	1998-99
	6136	2011-12	.334	2005-06	1954	2011-12
	7255	2005-06	.338	2003-04 / 2012-13	2336	1999-00
Game	63	12/13/2003 vs NJN	.000	(10+) 1/24/2011 @ TOR *	14	3/31/1998 vs DAL
	64	11/18/2016 @ DAL			16	2/7/2006 vs WAS
	65	(2) 1/6/2006 vs UTA *			17	(5) 11/23/2012 vs PHO *
Half	24	(2) 12/20/2004 @ LAL (H2) *	.000	(10+) 4/6/2018 vs SAC (H1) *	5	(2) 3/31/1998 vs DAL (H2) *
Quarter	5	2/27/2013 vs DAL (Q3)	.000	(10+) 3/24/2023 vs HOU (Q2) *	1	(8) 4/9/2022 vs NOP (Q3) *
OT	2	(2) 1/25/2016 vs ORL *	.000	(10+) 11/9/2022 @ SAS *	0	(4) 12/8/2010 vs PHO *
		Field Goals Made		Free Throws Made		Assists
Season	1813	1998-99	1021	1998-99	1189	1998-99
	2278	2011-12	1163	2011-12	1274	2011-12
	2684	2004-05	1225	2014-15	1599	2012-13
Game	21	1/6/2005 @ DET	3	12/17/2005 vs PHO	9	(4) 12/29/2016 vs OKC *
	21	11/18/2016 @ DAL	3	11/7/14 @ OKC		
	23	(4) 2/28/2021 @ HOU *	4	(4) 11/20/2013 vs GSW (OT) *		
Half	7	12/20/2004 @ LAL (H2)	0	(10+) 11/6/2022 @ WAS (H1) *	2	3/19/2016 vs LAC (H2)
Quarter	1	12/29/2008 @ MIN (Q2)	0	(10+) 4/7/2023 @ MIL (Q3) *	0	(10+) 3/31/2017 vs DAL (Q2) *
OT	0	12/4/2012 vs PHO	0	(10+) 3/17/2023 @ SAS *	0	(10+) 3/20/2019 vs HOU *
		Field Goal Atts		Free Throw Atts		Personal Fouls
Season	3917	1998-99	1400	1998-99	1164	1998-99
	5132	2011-12	1522	2011-12	1275	2011-12
	6172	2005-06	1588	2020-21	1553	2013-14
Game	60	(4) 4/8/2016 @ DAL *	4	12/17/2005 vs PHO	8	4/17/2021 @ MIL
			4	3/11/2003 @ NYK	9	4/10/2001 vs POR
			4	3/9/2011 vs NYK	10	(5) 11/1/2021 vs DEN *
Half	25	4/18/2012 vs NOH (H2)	0	(7) 12/28/2019 @ DEN (H1) *	2	(2) 4/17/2021 @ MIL (H2) *
Quarter	8	4/18/2012 vs NOH (Q3)	0	(10+) 4/7/2023 @ MIL (Q3) *	0	(10+) 12/5/2023 vs MIA (Q4) *
OT	4	(4) 1/2/2016 @ UTA *	0	(10+) 11/9/2022 @ SAS *	0	(10+) 12/12/2014 vs CHA (10T) *
		Field Goal Pct		Free Throw Pct		Steals
Season	.432	2004-05	.727	1996-97	490	1998-99
	.435	2012-13	.729	1998-99	518	2011-12
	.436	2003-04 / 2005-06	.732	2000-01	552	2020-21
Game	.275	11/12/2004 vs GSW	.273	11/7/2014 @ OKC	0	vs UTA 12/22/14
	.277	11/13/1995 vs DAL	.333	2/2/1997 @ LAL	1	(5) vs POR 11/20/2017 *
	.277	2/28/2021 @ HOU	.357	12/27/2010 vs TOR		
Half	.222	3/31/2017 vs DAL (H1)	.000	(10+) 11/6/2022 @ WAS (H1) *	0	(10+) 4/2/2023 @ CHI (H1) *
Quarter	.063	12/29/2008 @ MIN (Q2)	.000	(10+) 4/7/2023 @ MIL (Q3) *	0	(10+) 4/9/2023 @ OKC (Q1) *
OT	.000	12/4/2012 vs PHO	.000	(10+) 11/10/2018 vs PHI *	0	(10+) 4/19/2021 @ DEN (10T) *
		3-Pt Field Goals Made		Total Rebounds		Turnovers
Season	229	1998-99	2129	1998-99	779	1998-99
	361	1999-00	2683	2011-12	1068	2020-21
	369	2003-04	3204	2012-13	1096	2007-08
Game	0	(10+) 1/24/2011 @ TOR *	24	2/27/2006 vs WAS	1	1/17/2003 @ SEA (OT)
			24	2/27/2001 vs DAL	5	3/17/1998 @ ORL
			25	(5) vs DEN 12/28/2013 *	5	1/13/2001 vs CLE
Half	0	(10+) 4/6/2018 vs SAC (H1) *	8	4/8/2000 @ POR (H1)	1	(7) 4/2/2023 @ CHI (H1) *
Quarter	0	(10+) 3/24/2023 vs HOU (Q2) *	2	(6) 1/21/2013 vs IND (Q3) *	0	(10+) 4/9/2023 @ OKC (Q3) *
OT	0	(10+) 11/9/2022 @ SAS *	0	(2) 12/8/2010 vs PHO *	0	(10+) 4/9/2021 @ NYK *
		3-Pt Field Goal Atts		Offensive Rebounds		Blocks
Season	653	1998-99	673	1998-99	328	1998-99
	1075	2000-01	704	2020-21	363	2011-12
	1083	1999-00	729	2011-12	377	2020-21
Game	1	2/5/1995 @ PHO	1	12/2/2017 @ CLE	0	(10+) 12/17/2022 @ OKC *
	1	2/19/1996 @ PHO	1	3/5/2022 vs ORL		
	1	2/10/2006 @ LAC	2	12/11/2017 vs MIA		
Half	0	(10+) 2/10/2006 @ LAC (H2) *	0	(10+) 4/1/2022 vs PHO (H1) *	0	(10+) 3/17/2023 @ SAS (H2) *
Quarter	0	(10+) 3/10/2020 vs ORL (Q2) *	0	(10+) 4/7/2023 @ MIL (Q3) *	0	(10+) 4/9/2023 @ OKC (Q3) *
OT	0	(10+) 10/27/2019 vs BKN *	0	(10+) 4/5/2023 @ NOP *	0	(10+) 3/17/2023 @ SAS *

* Most recent occurrence

INTRO

PLAYERS

EXECUTIVE

BASKETBALL OPS

BUSINESS OPS

MEDIA

COMMUNITY

HISTORY

PLAYOFFS

REVIEW

OPPONENTS

NBA

FEDERATION

AT A GLANCE



ALL-TIME TEAM RECORDS

GRIZZLIES RECORD WHEN

W/L	Van 95-01	Mem 01-02	Mem 02-03	Mem 03-04	Mem 04-05	Mem 05-06	Mem 06-07	Mem 07-08	Mem 08-09	Mem 09-10	Mem 10-11	Mem 11-12	Mem 12-13	Mem 13-14
OVERALL	101-359	23-59	28-54	50-32	45-37	49-33	22-60	22-60	24-58	40-42	46-36	41-25	56-26	50-32
100+ PTS	52-52	9-7	19-14	25-3	17-6	18-5	16-24	18-22	17-11	30-18	33-14	17-3	23-1	23-4
>100 PTS	49-307	14-52	9-40	25-29	28-31	31-28	6-36	4-38	7-47	10-24	13-22	24-22	33-25	27-28
OPP 100+ PTS	24-210	4-29	10-35	11-12	2-14	3-9	12-43	11-52	7-37	17-36	9-22	4-8	3-8	7-20
OPP > 100 PTS	77-149	19-30	18-19	39-20	43-23	46-24	10-17	11-8	17-21	23-6	37-14	37-17	53-18	43-12
F6% > 50	31-44	7-5	14-4	14-1	9-6	15-3	9-14	12-6	10-6	16-8	23-7	13-0	16-1	17-4
F6% < 50	70-315	16-54	14-50	36-31	36-31	34-30	13-46	10-54	14-52	24-34	23-29	28-25	40-25	33-28
OPP .500+	36-231	13-35	13-35	22-24	18-28	19-20	9-32	6-40	2-25	19-33	23-23	20-18	26-16	25-20
OPP .500-	65-128	10-24	15-19	28-8	27-9	30-13	13-28	16-20	22-33	21-9	23-12	21-6	30-9	25-11
Game +/- 3 PTS	23-39	7-6	5-7	10-6	7-11	6-10	5-12	2-11	2-4	6-4	9-10	6-2	6-4	10-4
Game +/- 3 PTS	44-101	15-14	12-19	21-15	12-16	13-15	8-23	8-16	10-11	16-10	17-17	20-8	17-11	22-9
Game +/- 10 PTS	38-200	6-35	14-23	18-7	23-12	30-13	8-26	10-37	11-38	17-26	23-12	16-10	28-9	18-13
Leading after Q3	70-47	16-11	22-9	35-2	36-9	45-10	12-9	19-8	19-10	32-10	35-8	30-5	48-8	36-3
Trailing after Q3	24-286	5-46	6-43	14-30	8-27	4-22	9-49	1-51	5-46	8-30	10-26	10-19	7-15	9-27

	Mem	Mem	Mem	Mem	Mem	Mem	Mem	Mem	Mem	----- All-Time -----			
W/L	14-15	15-16	16-17	17-18	18-19	19-20	20-21	21-22	22-23	G	W	L	Pct
Overall	55-27	42-40	43-39	22-60	33-49	34-39	38-34	56-26	51-31	2229	971	1258	.436
100+ PTS	33-3	32-12	31-18	17-23	24-21	33-29	36-25	54-18	51-27	987	628	359	.635
>100 PTS	22-24	10-28	12-21	5-37	9-28	1-10	2-9	2-8	0-4	1242	343	899	.276
OPP 100+ PTS	13-16	14-29	10-28	9-48	18-42	26-39	29-32	43-26	43-31	1158	330	828	.285
OPP > 100 PTS	42-11	28-11	33-11	13-12	15-7	8-0	9-2	13-0	8-0	1071	641	430	.599
F6% > 50	17-2	10-5	11-1	4-7	9-6	20-5	19-3	22-1	23-5	486	341	145	.702
F6% < 50	38-25	32-35	32-37	18-53	24-43	14-34	19-31	34-25	28-26	1743	630	1113	.361
OPP .500+	29-18	10-28	20-25	11-36	18-27	14-22	19-24	23-14	21-18	1208	416	792	.344
OPP .500-	25-9	32-12	23-14	10-24	15-21	20-16	19-9	32-12	29-13	1010	551	459	.546
Game +/- 3 PTS	9-3	8-3	7-5	5-12	6-9	3-4	3-7	5-3	3-6	335	153	182	.457
Game +/- 3 PTS	19-10	15-13	13-12	9-19	11-19	7-9	11-11	11-7	15-10	741	346	395	.467
Game +/- 10 PTS	26-13	15-23	20-20	8-26	14-19	18-21	23-21	33-17	31-17	1097	460	637	.419
Leading after Q3	47-6	29-5	33-7	16-7	26-13	29-8	34-11	47-3	44-8	1112	898	217	.808
Trailing after Q3	7-21	12-33	7-31	5-51	4-35	5-31	4-22	9-21	7-21	1163	180	983	.155

ALL-TIME TEAM RECORDS



GRIZZLIES ALL-TIME RECORD IN OVERTIME

Summary		Date	Opponent	OT	Result	Date	Opponent	OT	Result	Date	Opponent	OT	Result
RECORD	W-L	2001-02	2-1			2008-09	0-4			2015-16	3-3		
Overall	63-74	1/12/02	at Utah	2	Won, 97-95	11/14/08	vs Milwaukee	1	Lost, 96-101	12/29/15	vs Miami	1	Won, 99-90
Memphis	52-56	1/28/02	vs LA Clippers	1	Won, 119-115	12/27/08	at San Antonio	2	Lost, 103-106	1/2/16	at Utah	1	Lost, 87-92
Prior Years	11-18	2/19/02	at San Antonio	1	Lost, 93-99	12/28/08	at Minnesota	1	Lost, 98-108	1/25/16	vs Orlando	1	Lost, 108-102
						1/28/09	at Oklahoma City	1	Lost, 102-114	2/6/16	vs Dallas	1	Lost, 110-114
										2/8/16	vs Portland	1	Lost, 106-112
										3/11/16	vs New Orleans	1	Won, 121-114
Home	37-34	2002-03	3-6			2009-10	3-5			2016-17	5-2		
FedExForum	24-20	11/4/02	vs San Antonio	1	Lost, 101-103	11/2/09	at Sacramento	1	Lost, 116-127	10/30/16	vs Washington	1	Won, 112-103
Pyramid	5-3	11/19/02	at Minnesota	1	Lost, 106-110	12/8/09	vs Cleveland	1	Won, 111-109	11/2/16	vs New Orleans	1	Won, 89-83
GM Place (Var)	8-11	11/29/02	vs LA Lakers	1	Lost, 106-112	12/28/09	vs Washington	1	Won, 116-111	11/23/16	at Philadelphia	2	Won, 104-99
Road	26-40	12/13/02	vs Houston	1	Won, 114-109	1/30/10	vs New Orleans	1	Lost, 102-109	12/5/16	at New Orleans	2	Won, 110-108
		1/17/03	at Seattle	1	Lost, 108-110	2/17/10	at Toronto	1	Won, 109-102	12/20/16	vs Boston	1	Lost, 109-112
		2/18/03	vs Indiana	1	Won, 108-103	2/19/10	vs Miami	2	Lost, 87-100	1/6/17	at Golden State	1	Won, 128-119
		2/21/03	at New Orleans	1	Lost, 123-125	3/28/10	at Milwaukee	1	Lost, 103-108	4/4/17	at San Antonio	1	Lost, 89-95
		2/28/03	vs Miami	1	Won, 126-116	3/31/10	vs Dallas	1	Lost, 102-106				
		4/13/03	vs Detroit	2	Lost, 107-110								
BY YEARS		2003-04	5-0			2010-11	2-5			2017-18	0-1		
1995-96	4-3	11/15/03	vs Dallas	1	Won, 108-101	11/5/10	at Phoenix	2	Lost, 118-123	12/9/17	vs Oklahoma City	1	Lost, 101-102
1996-97	0-3	11/29/03	at Cleveland	2	Won, 122-115	11/13/10	vs Boston	1	Lost, 110-116				
1997-98	4-2	1/1/04	at LA Clippers	1	Won, 108-107	12/8/10	at Phoenix	1	Won, 104-98				
1998-99	1-3	1/12/04	at Golden State	2	Won, 115-113	12/18/10	at San Antonio	1	Lost, 106-112				
1999-00	1-5	3/29/04	at Atlanta	2	Won, 136-133	1/19/11	at New Orleans	1	Lost, 102-103	2018-19	3-4		
2000-01	1-2					2/5/11	at Houston	1	Lost, 93-95	11/10/18	vs Philadelphia	1	Won, 112-106
2001-02	2-1					2/8/11	at Oklahoma City	1	Won, 105-101	11/23/18	at LA Clippers	1	Lost, 107-122
2002-03	3-6									11/30/18	at Brooklyn	2	Won, 131-125
2003-04	5-0	2004-05	0-1			2011-12	1-2			1/30/19	at Minnesota	1	Lost, 97-99
2004-05	0-1	2/25/05	vs Denver	1	Lost, 94-97	1/31/12	vs Denver	1	Won, 100-97	3/20/19	vs Houston	1	Won, 126-125
2005-06	2-3	2005-06:	2-3			3/13/12	vs LA Lakers	2	Lost, 111-116	3/22/19	at Orlando	1	Won, 119-123
2006-07	3-5	12/19/05	vs Detroit	2	Lost, 104-106	3/16/12	vs Toronto	1	Lost, 110-114	4/7/19	vs Dallas	1	Lost, 127-129
2007-08	1-4	12/26/05	at Utah	1	Lost, 102-105								
2008-09	0-4	12/28/05	at LA Lakers	1	Won, 100-99	2012-13	4-1			2019-20	1-1		
2009-10	3-5	1/20/06	at Philadelphia	1	Lost, 86-89	12/1/12	at San Antonio	1	Lost, 95-99	10/27/19	vs Brooklyn	1	Won, 134-133
2010-11	2-5	4/19/06	at Minnesota	2	Won, 102-92	12/4/12	vs Phoenix	1	Won, 108-98	7/31/20	at Portland	1	Lost, 135-140
2011-12	1-2	2006-07	3-5			1/11/13	vs San Antonio	1	Won, 101-98	2020-21	2-2		
2012-13	4-1	11/1/06	vs New York	3	Lost, 117-118	1/19/13	at Chicago	1	Won, 85-82	12/28/20	at Brooklyn	1	Won, 116-111
2013-14	3-2	12/18/06	vs Seattle	2	Won, 134-126	3/20/13	vs Oklahoma City	1	Won, 90-89	3/22/21	vs Boston	1	Won, 132-126
2014-15	4-1	12/22/06	at NOK	1	Lost, 107-100					4/9/21	at New York	1	Lost, 129-133
2015-16	3-3	1/24/07	at Utah	1	Won, 132-130	2013-14	3-2			4/19/21	at Denver	2	Lost, 137-139
2016-17	5-2	1/27/07	vs Portland	2	Lost, 132-135	11/1/13	vs Detroit	1	Won, 111-108				
2017-18	0-1	2/9/07	vs Minnesota	1	Won, 105-97	11/20/13	at Golden State	1	Won, 88-81	2021-22	2-2		
2018-19	3-4	2/21/07	at Golden State	1	Lost, 115-118	1/7/14	vs San Antonio	1	Lost, 108-110	10/28/21	at Golden State	1	Won, 104-101
2019-20	1-1	3/2/07	at Philadelphia	1	Lost, 112-117	2/9/14	at Cleveland	1	Lost, 83-91	11/8/21	vs Minnesota	1	Won, 125-118
2020-21	2-2	2007-08	1-4			4/16/14	vs Dallas	1	Won, 106-105	1/31/22	at Philadelphia	1	Lost, 119-122
2021-22	2-2	11/16/07	vs New Orleans	1	Lost, 118-120	2014-15	4-1			4/5/22	at Utah	1	Lost, 115-121
2022-23	3-1	12/7/07	at New Orleans	1	Lost, 116-118	12/12/14	vs Charlotte	2	Won, 113-107	2022-23	3-1		
		1/15/08	vs Cleveland	1	Lost, 124-132	12/13/14	at Philadelphia	1	Won, 120-115	10/19/22	vs NYK	1	W 115-112
		1/26/08	vs LA Clippers	1	Won, 125-120	12/17/14	at San Antonio	3	Won, 117-116	11/9/22	@ SAS	1	W 124-122
		3/26/08	at Sacramento	1	Lost, 106-107	12/26/14	vs Houston	1	Lost, 111-117	3/17/23	@ SAS	1	W 126-120

GRIZZLIES NBA DRAFT HISTORY

Year	Player	Round, Pick	From	Year	Player	Round, Pick	From
2023	Marcus Sasser *	Round 1, 25th Pick	Houston	2008	Kevin Love	1st Round, 5th pick	UCLA
	GG Jackson II	Round 1, 45th Pick	South Carolina		Donte Greene	1st Round, 28th pick	Syracuse
	Tarik Biberovic	Round 1, 56th Pick	Turkey	2007	Mike Conley	1st Round, 4th pick	Ohio State
2022	Walker Kessler *	1st Round, 22nd Pick	Auburn	2006	Kyle Lowry	1st Round, 24th pick	Villanova
	TyTy Washington Jr. *	1st Round, 29th Pick	Kentucky	2005	Hakim Warrick	1st Round, 19th pick	Syracuse
	Vince Williams Jr.	2nd Round, 47th Pick	VCU	2004	Sergei Lishouk	2nd Round, 49th pick	Ukraine
2021	Trey Murphy II	1st Round, 17th pick	Virginia	2003	Marcus Banks	1st Round, 13th pick	UNLV
	Brandon Boston Jr.	2nd Round, 51st pick	Kentucky		Kendrick Perkins	1st Round, 27th pick	Clifton Ozen HS
2020	Robert Woodard II	2nd Round, 40th pick	Mississippi State	2002	Drew Gooden	1st Round, 4th pick	Kansas
2019	Ja Morant	1st Round, 2nd pick	Murray State		Robert Archibald	2nd Round, 32nd pick	Illinois
2018	Jaren Jackson Jr.	1st Round, 4th pick	Michigan State		Matt Barnes	2nd Round, 46th pick	UCLA
	Jevon Carter	2nd Round, 32nd pick	West Virginia	2001	Shane Battier	1st Round, 6th pick	Duke
2017	---	---	---		Jamaal Tinsley	1st Round, 27th pick	Iowa State
2016	Wade Baldwin IV	1st Round, 17th pick	Vanderbilt		Will Solomon	2nd Round, 33rd pick	Clemson
	Wang Zhelin	2nd Round, 57th pick	China		Antonis Fotsis	2nd Round, 48th pick	Greece
2015	Jarell Martin	1st Round, 25th pick	LSU	2000	Stromile Swift	1st Round, 2nd pick	LSU
2014	Jordan Adams	1st Round, 22nd pick	UCLA	1999	Steve Francis	1st Round, 2nd pick	Maryland
2013	Jamaal Franklin	2nd Round, 41st pick	San Diego State		Obinna Ekezie	2nd Round, 37th pick	Maryland
	Joffrey Lauvergne	2nd Round, 55th pick	France		Antwain Smith	2nd Round, 51st pick	St. Paul's College
	Janis Timma	2nd Round, 60th pick	Latvia	1998	Mike Bibby	1st Round, 2nd pick	Arizona
2012	Tony Wroten	1st Round, 25th pick	Washington		J.R. Henderson	2nd Round, 56th pick	UCLA
2011	Josh Selby	2nd Round, 49th pick	Kansas	1997	Antonio Daniels	1st Round, 4th pick	Bowling Green
2010	Xavier Henry	1st Round, 12th pick	Kansas		C.J. Bruton	2nd Round, 53rd pick	Indian Hills CC
	Dominique Jones	1st Round, 25th pick	South Florida	1996	Shareef Abdur-Rahim	1st Round, 3rd pick	California
	Greivis Vasquez	1st Round, 28th pick	Maryland		Roy Rogers	1st Round, 22nd pick	Alabama
2009	Hasheem Thabeet	1st Round, 2nd pick	Connecticut		Chris Robinson	2nd Round, 51st pick	Western Kentucky
	DeMarre Carroll	1st Round, 27th pick	Missouri	1995	Bryant Reeves	1st Round, 6th pick	Oklahoma State
	Sam Young	2nd Round, 36th pick	Pittsburgh		Lawrence Moten	2nd Round, 36th pick	Syracuse

* Draft rights traded

INTRO
PLAYERS
EXECUTIVE
BASKETBALL OPS
BUSINESS OPS
MEDIA
COMMUNITY
HISTORY
PLAYOFFS
REVIEW
OPPONENTS
NBA
FEDERATION
AT A GLANCE



ALL-TIME TEAM RECORDS

GRIZZLIES OPENING NIGHT

Season Openers (7-21)

Season	Date	Opp	Result	Attend	C	F	F	G	G
2022-23	10/19/22	NYK	W 115-112 (OT)	18,202	S. Adams	S. Aldama	D. Bane	J. Konchar	J. Morant
2021-22	10/20/21	CLE	W 132-121	15,975	S. Adams	J. Jackson Jr.	D. Bane	D. Melton	J. Morant
2020-21	12/23/20	SAS	L 119-131	-	J. Valanciunas	K. Anderson	D. Brooks	G. Allen	J. Morant
2019-20	10/23/19	@ MIA	L 101-120	19,600	J. Valanciunas	J. Jackson Jr.	J. Crowder	D. Brooks	J. Morant
2018-19	10/17/18	@ IND	L 83-111	17,923	M. Gasol	Ja. Green	C. Parsons	G. Temple	M. Conley
2017-18	10/18/17	NOP	W 103-91	17,794	M. Gasol	Ja. Green	J. Ennis III	A. Harrison	M. Conley
2016-17	10/26/16	MIN	W 102-98	18,119	M. Gasol	Ja. Green	J. Ennis III	A. Harrison	M. Conley
2015-16	10/28/15	CLE	L 76-106	18,119	M. Gasol	Z. Randolph	Je. Green	C. Lee	M. Conley
2014-15	10/29/14	MIN	W 105-101	17,731	M. Gasol	Z. Randolph	T. Allen	C. Lee	M. Conley
2013-14	10/30/13	@ SAS	L 94-101	18,581	M. Gasol	Z. Randolph	T. Prince	T. Allen	M. Conley
2012-13	10/31/12	@ LAC	L 92-101	19,060	M. Gasol	Z. Randolph	R. Gay	T. Allen	M. Conley
2011-12	12/26/11	@ SAS	L 82-95	18,581	M. Gasol	Z. Randolph	R. Gay	T. Allen	M. Conley
2010-11	10/27/10	ATL	L 104-119	17,519	Z. Randolph	D. Arthur	R. Gay	O.J. Mayo	M. Conley
2009-10	10/28/09	DET	L 75-96	17,212	M. Gasol	Z. Randolph	R. Gay	O.J. Mayo	M. Conley
2008-09	10/28/08	@ HOU	L 71-82	18,196	M. Gasol	D. Millicic	R. Gay	O.J. Mayo	M. Conley
2007-08	10/31/07	SAS	L 101-104	17,538	D. Millicic	P. Gasol	R. Gay	M. Miller	D. Stoudamire
2006-07	11/1/06	NYK	L 117-118 (3OT)	17,117	J. Tsakalidis	H. Warrick	M. Miller	E. Jones	D. Stoudamire
2005-06	11/2/05	MIA	L 78-97	18,119	L. Wright	P. Gasol	S. Battier	E. Jones	D. Stoudamire
2004-05	11/3/05	WAS	L 91-103	18,119	S. Swift	P. Gasol	J. Posey	B. Wells	J. Williams
2003-04	10/31/03	BOS	L 91-93	16,178	S. Swift	P. Gasol	J. Posey	M. Miller	J. Williams
2002-03	10/30/02	DAL	L 109-119	16,638	P. Gasol	D. Gooden	W. Person	M. Dickerson	J. Williams
2001-02	11/1/01	DET	L 80-90	19,405	L. Wright	S. Swift	S. Battier	M. Dickerson	J. Williams
2000-01	10/31/00	SEA	W 94-88	15,779	B. Reeves	O. Harrington	S. Abdur-Rahim	M. Dickerson	M. Bibby
1999-00	11/2/99	POR	L 86-106	18,218	B. Reeves	O. Harrington	S. Abdur-Rahim	M. Dickerson	M. Bibby
1998-99	12/7/99	@ SAC	L 87-109	17,317	T. Massenburg	C. Parks	S. Abdur-Rahim	S. Mack	M. Bibby
1997-98	10/31/97	DAL	L 88-90	17,021	B. Reeves	O. Thorpe	S. Abdur-Rahim	A. Peeler	A. Daniels
1996-97	11/1/96	POR	L 84-114	19,193	B. Reeves	E. Mobley	S. Abdur-Rahim	A. Peeler	G. Anthony
1995-96	11/3/95	@ POR	W 92-80	21,398	B. Benjamin	K. Gattison	C. King	B. Edwards	G. Anthony

Home Openers (11-17)

Season	Date	Opp	Result	Arena	Attend
2022-23	10/19/22	NYK	W 115-112 (OT)	FedExForum	18,202
2021-22	10/20/21	CLE	W 132-121	FedExForum	15,975
2020-21	12/23/20	SAS	L 119-131	FedExForum	-
2019-20	10/25/19	CHI	L 102-110	FedExForum	17,794
2018-19	10/19/18	ATL	W 131-117	FedExForum	17,019
2017-18	10/18/17	NOP	W 103-91	FedExForum	17,794
2016-17	10/26/16	MIN	W 102-98	FedExForum	18,119
2015-16	10/28/15	CLE	L 76-106	FedExForum	18,119
2014-15	10/29/14	MIN	W 105-101	FedExForum	17,731
2013-14	11/1/13	DET	W 111-108	FedExForum	18,119
2012-13	11/5/12	UTA	W 103-94	FedExForum	17,401
2011-12	12/28/11	OKC	L 95-98	FedExForum	18,119
2010-11	10/27/10	ATL	L 104-119	FedExForum	17,519
2009-10	10/28/09	DET	L 74-96	FedExForum	17,212
2008-09	10/31/08	ORL	W 86-84	FedExForum	16,139
2007-08	10/31/07	SA	L 101-104	FedExForum	17,538
2006-07	11/1/06	NY	L 117-118 (3OT)	FedExForum	17,117
2005-06	11/2/05	MIA	L 78-97	FedExForum	18,119
2004-05	11/3/05	WAS	L 91-103	FedExForum	18,119
2003-04	10/31/03	BOS	L 91-93	Pyramid Arena	16,178
2002-03	10/30/02	DAL	L 109-119	Pyramid Arena	16,638
2001-02	11/1/01	DET	L 80-90	Pyramid Arena	19,405
2000-01	10/31/00	SEA	W 94-88	General Motors Place	15,779
1999-00	11/2/99	POR	L 86-106	General Motors Place	18,218
1998-99	2/8/99	POR	L 76-95	General Motors Place	18,353
1997-98	10/31/97	DAL	L 88-90	General Motors Place	17,021
1996-97	11/1/96	POR	L 85-114	General Motors Place	19,193
1995-96	11/5/95	MIN	W 100-98	General Motors Place	19,193

ALL-TIME TEAM RECORDS



GRIZZLIES PRESEASON HISTORY

VANCOUVER

1995-96 (1-7)	Site	Opponent	Result
10/13/95	Vancouver, BC	Portland	L, 86-104
10/16/95	Sacramento, CA	Sacramento	L, 72-101
10/17/95	Vancouver, BC	Minnesota	L, 79-93
10/21/95	Winnipeg, MB	Toronto	L, 77-98
10/22/95	Vancouver, BC	Sacramento	L, 84-110
10/26/95	Eugene, OR	Portland	L, 96-101
10/28/95	Edmonton, AB	Boston	L, 101-103
10/29/95	Vancouver, BC	Seattle	W, 105-104

1996-97 (2-6)	Site	Opponent	Result
10/10/96	Vancouver, BC	Utah	L, 77-89
10/11/96	Phoenix, AZ	Phoenix	L, 83-100
10/14/96	Missoula, MT	Seattle	L, 83-89
10/15/96	Vancouver, BC	Dallas	W, 86-75
10/18/96	Mankato, MN	Minnesota	L, 88-104
10/24/96	Vancouver, BC	LA Clippers	L, 87-97
10/25/96	Portland, OR	Portland	L, 77-98
10/27/96	Calgary, AB	Toronto	W, 80-77

1997-98 (2-6)	Site	Opponent	Result
10/11/97	Los Angeles, CA	LA Clippers	L, 94-98
10/12/97	Phoenix, AZ	Phoenix	L, 88-93
10/14/97	Vancouver, BC	Portland	W, 103-83
10/15/97	Rapid City, SD	Dallas	W, 83-79
10/18/97	Vancouver, BC	Sacramento	L, 81-98
10/20/97	Halifax, NS	Toronto	L, 98-107
10/22/97	Vancouver, BC	Phoenix	L, 83-113
10/24/97	Vancouver, BC	Golden State	L, 100-107

VANCOUVER PRESEASON RECORD: G: 42 W: 7 L: 35

MEMPHIS

2001-02 (4-4)	Site	Opponent	Result
10/9/01	Memphis, TN	Portland	W, 99-95
10/14/01	Memphis, TN	LA Clippers	W, 121-113
10/15/01	Memphis, TN	Seattle	W, 103-99
10/18/01	Memphis, TN	Miami	W, 110-106
10/21/01	Phoenix, AZ	Phoenix	L, 89-102
10/23/01	Anaheim, CA	LA Lakers	L, 94-128
10/24/01	Sacramento, CA	Sacramento	L, 94-107
10/26/01	Portland, OR	Portland	L, 88-101

2002-03 (3-5)	Site	Opponent	Result
10/8/02	Memphis, TN	Houston	L, 98-106
10/9/02	Memphis, TN	Miami	W, 83-71
10/11/02	Little Rock, AR	LA Lakers	L, 87-95
10/13/02	Los Angeles, CA	LA Clippers	L, 96-106
10/14/02	Seattle, WA	Seattle	L, 78-88
10/18/02	Memphis, TN	Orlando	W, 108-105
10/19/02	Memphis, TN	Chicago	W, 123-99
10/22/02	Orlando, FL	Orlando	L, 74-82

2003-04 (7-1)	Site	Opponent	Result
10/6/03	Memphis, TN	Milwaukee	W, 105-94
10/8/03	Paris, FRANCE	San Antonio	L, 93-105
10/10/03	Barcelona, SPAIN	FC Barcelona	W, 91-80
10/14/03	Memphis, TN	Washington	W, 101-85
10/17/03	Memphis, TN	Orlando	W, 84-65
10/18/03	Memphis, TN	Atlanta	W, 94-81
10/21/03	Miami, FL	Miami	W, 97-82
10/23/03	Chicago, IL	Chicago	W, 93-89

2004-05 (6-2)	Site	Opponent	Result
10/12/04	Orlando, FL	Orlando	W, 99-95
10/14/04	Memphis, TN	Cleveland	W, 102-94
10/16/04	Memphis, TN	Indiana	L, 108-91
10/20/04	Atlanta, GA	Atlanta	W, 95-86
10/21/04	Memphis, TN	Milwaukee	W, 97-75
10/23/04	Memphis, TN	Atlanta	W, 104-72
10/26/04	Indianapolis, IN	Indiana	L, 96-102
10/28/04	Green Bay, WI	Milwaukee	W, 99-92

2005-06 (6-2)	Site	Opponent	Result
10/12/05	Memphis, TN	Chicago	W, 86-82
10/14/05	San Juan, PR	Miami	W, 101-91
10/15/05	Memphis, TN	Washington	W, 104-79
10/19/05	Cleveland, OH	Cleveland	L, 88-84
10/22/05	Memphis, TN	Houston	W, 82-78
10/24/05	Memphis, TN	Orlando	L, 67-65
10/25/05	Chicago, IL	Chicago	W, 95-88
10/27/05	Chattanooga, TN	Atlanta	W, 99-84

1998-99 (0-2)	Site	Opponent	Result
1/29/99	Vancouver, BC	Portland	L, 89-109
1/30/99	Seattle, WA	Seattle	L, 68-80

1999-00 (1-7)	Site	Opponent	Result
10/13/99	Ogden, UT	Utah	L, 86-96
10/15/99	Oakland, CA	Golden State	L, 84-96
10/17/99	Vancouver, BC	Denver	L, 94-106
10/18/99	Edmonton, AB	Toronto	L, 84-110
10/22/99	Vancouver, BC	LA Clippers	L, 94-104
10/24/99	Vancouver, BC	Sacramento	L, 101-103
10/26/99	Denver, CO	Denver	W, 105-97
10/27/99	Vancouver, BC	Seattle	L, 94-95

2000-01 (1-7)	Site	Opponent	Result
10/9/00	Seattle, WA	Seattle	L, 88-96
10/10/00	Vancouver, BC	Golden State	W, 91-84
10/12/00	Toronto, ON	Toronto	L, 92-97
10/14/00	Los Angeles, CA	LA Clippers	L, 78-86
10/15/00	Tucson, AZ	Phoenix	L, 94-105
10/20/00	Sacramento, CA	Sacramento	L, 90-92
10/24/00	Vancouver, BC	Phoenix	L, 75-88
10/25/00	Oakland, CA	Golden State	L, 91-101

2006-07 (4-4)	Site	Opponent	Result
10/10/06	Houston, TX	Houston	W, 75-69
10/11/06	Memphis, TN	Atlanta	L, 91-108
10/14/06	Memphis, TN	Detroit	W, 101-89
10/16/06	Memphis, TN	Chicago	L, 78-87
10/20/06	Memphis, TN	Miami	W, 96-95
10/21/06	Orlando, FL	Orlando	L, 89-112
10/24/06	Chicago, IL	Chicago	L, 87-84
10/25/06	Detroit, MI	Detroit	W, 92-82

2007-08 (5-3)	Site	Opponent	Result
10/9/07	Malaga, SPAIN	Unicaja Malaga	L, 102-99
10/11/07	Madrid, SPAIN	MMT Estudiantes	W, 98-73
10/15/07	Memphis, TN	Minnesota	W, 101-93
10/17/07	Indianapolis, IN	Indiana	L, 115-122
10/22/07	Memphis, TN	Miami	W, 104-98
10/23/07	Houston, TX	Houston	W, 109-107
10/24/07	Memphis, TN	Houston	W, 96-90
10/26/07	Memphis, TN	Indiana	L, 113-140

2008-09 (2-6)	Site	Opponent	Result
10/7/08	Houston, TX	Houston	L, 93-96
10/8/08	Memphis, TN	Washington	L, 80-89
10/10/08	Memphis, TN	Charlotte	W, 92-78
10/13/08	Memphis, TN	Indiana	W, 103-95
10/15/08	Memphis, TN	Houston	L, 97-101
10/17/08	Indianapolis, IN	Indiana	L, 86-112
10/21/08	Miami, FL	Miami	L, 85-102
10/22/08	Orlando, FL	Orlando	L, 90-101

2009-10 (3-5)	Site	Opponent	Result
10/6/09	Richmond, VA	Washington	L, 92-101
10/7/09	Memphis, TN	Oklahoma City	W, 99-91
10/11/09	Dallas, TX	Dallas	L, 107-114
10/12/09	Memphis, TN	Orlando	L, 103-102
10/14/09	Memphis, TN	Atlanta	L, 96-111
10/17/09	Memphis, TN	Detroit	W, 115-94
10/21/09	Miami, FL	Miami	L, 93-99
10/23/09	Charlotte, NC	Charlotte	W, 95-92

2010-11 (8-0)	Site	Opponent	Result
10/6/10	Memphis, TN	Indiana	W, 87-85
10/7/10	Atlanta, GA	Atlanta	W, 115-111 (OT)
10/9/10	New Orleans, LA	New Orleans	W, 97-90
10/12/10	Tulsa, OK	Oklahoma City	W, 116-96
10/14/10	Memphis, TN	Caja Laboral	W, 110-105
10/16/10	Memphis, TN	Milwaukee	W, 91-77
10/18/10	Memphis, TN	New Orleans	W, 96-91
10/22/10	Detroit, MI	Detroit	W, 106-103

INTRO

PLAYERS

EXECUTIVE

BASKETBALL OPS

BUSINESS OPS

MEDIA

COMMUNITY

HISTORY

PLAYOFFS

REVIEW

OPPONENTS

NBA

FEDERATION

AT A GLANCE



ALL-TIME TEAM RECORDS

2011-12 (1-1) Site Opponent Result

12/16/11	Memphis, TN	New Orleans	W, 97-90
12/21/11	New Orleans, LA	New Orleans	L, 80-95

2012-13 (4-4) Site Opponent Result

10/6/12	Memphis, TN	Real Madrid	W, 105-93
10/9/12	Chicago, IL	Chicago	L, 88-92
10/14/12	Memphis, TN	Atlanta	W, 110-102
10/17/12	Houston, TX	Houston	L, 102-109
10/18/12	La Crosse, WI	Milwaukee	W, 97-94
10/20/12	Indianapolis, IN	Indiana	L, 80-83
10/24/12	Memphis, TN	Orlando	W, 115-100
10/26/12	Memphis, TN	Toronto	L, 106-120

2013-14 (4-4) Site Opponent Result

10/7/13	St. Louis, MO	Chicago	L, 87-106
10/9/13	Memphis, TN	Dallas	L, 90-95
10/13/13	Memphis, TN	Maccabi Haifa	W, 116-70
10/15/13	Memphis, TN	Milwaukee	W, 102-99
10/18/13	Orlando, FL	Orlando	W, 97-91
10/20/13	Atlanta, GA	Atlanta	W, 90-82
10/23/13	Toronto, Canada	Toronto	L, 72-108
10/25/13	Memphis, TN	Houston	L, 73-92

2014-15 (3-5) Site Opponent Result

10/8/14	Green Bay, WI	Milwaukee	L, 83-86
10/9/14	Houston, TX	Houston	L, 93-113
10/11/14	Memphis, TN	Atlanta	W, 93-88
10/14/14	Oklahoma City, OK	Oklahoma City	L, 107-117
10/17/14	Memphis, TN	Flamengo	W, 112-72
10/20/14	Dallas, TX	Dallas	L, 103-108
10/22/14	Memphis, TN	Cleveland	W, 96-92
10/24/14	Memphis, TN	Miami	L, 98-104

2015-16 (6-1) Site Opponent Result

10/6/15	Memphis, TN	Houston	W, 92-89
10/8/15	Memphis, TN	Maccabi Haifa	W, 97-84
10/12/15	Columbus, OH	Cleveland	W, 91-81
10/16/15	Memphis, TN	Oklahoma City	W, 94-78
10/18/15	Memphis, TN	Minnesota	W, 90-68
10/21/15	Atlanta, GA	Atlanta	W, 82-81
10/23/15	Orlando, FL	Orlando	L, 76-86

2016-17 (4-2) Site Opponent Result

10/3/16	Memphis, TN	Orlando	W, 102-97
10/6/16	Memphis, TN	Atlanta	L, 83-104
10/11/16	Memphis, TN	Philadelphia	W, 121-91
10/13/16	Tulsa, OK	Oklahoma City	W, 110-94
10/15/16	Houston, TX	Houston	W, 134-125 (20T)
10/19/16	Minneapolis, MN	Minnesota	L, 94-101

2017-18 (3-2) Site Opponent Result

10/2/17	Memphis, TN	Orlando	W, 92-84
10/4/17	Philadelphia, PA	Philadelphia	W, 110-89
10/9/17	Atlanta, GA	Atlanta	L, 88-100
10/11/17	Memphis, TN	Houston	L, 89-101
10/13/17	Memphis, TN	New Orleans	W, 142-101

2018-19 (2-3) Site Opponent Result

10/2/18	Birmingham, AL	Houston	L, 115-131
10/5/18	Memphis, TN	Atlanta	W, 120-110
10/6/18	Memphis, TN	Indiana	W, 109-104
10/10/18	Orlando, FL	Orlando	L, 86-102
10/12/18	Memphis, TN	Houston	L, 103-121

2019-20 (3-2) Site Opponent Result

10/6/19	Memphis, TN	Maccabi Haifa	W, 123-88
10/8/19	Memphis, TN	New Zealand Breakers	W, 108-94
10/14/19	Memphis, TN	Charlotte	L, 99-120
10/16/19	Oklahoma City, OK	Oklahoma City	W, 124-119
10/18/19	San Antonio, TX	San Antonio	L, 91-104

2020-21 (3-1) Site Opponent Result

12/12/20	Minneapolis, MN	Minnesota	W, 107-105
12/14/20	Minneapolis, MN	Minnesota	W, 123-104
12/17/20	Memphis, TN	Atlanta	W, 128-106
12/19/20	Memphis, TN	Atlanta	L, 116-117

2021-22 (3-3) Site Opponent Result

10/5/21	Memphis, TN	Milwaukee	W 87-77
10/7/21	Charlotte, NC	Charlotte	W 128-98
10/9/21	Memphis, TN	Atlanta	L 87-91
10/11/21	Memphis, TN	Detroit	W 127-92
10/13/21	Indianapolis, IN	Indiana	L 107-109
10/15/21	Chicago, IL	Chicago	L 105-118

2022-23 (3-2) Site Opponent Result

10/1/22	Milwaukee, WI	Milwaukee	W 107-102
10/3/22	Memphis, TN	Orlando	W 109-97
10/7/22	Memphis, TN	Miami	L 108-111
10/11/22	Orlando, FL	Orlando	L 105-109
10/13/22	Detroit, MI	Detroit	W 126-111

MEMPHIS PRESEASON RECORD:
ALL-TIME PRESEASON RECORD:

G: 149 W: 87 L: 62
G: 191 W: 94 L: 97

ALL-TIME TEAM RECORDS



GRIZZLIES INDIVIDUAL SEASON & GAME HIGHS

POINTS				FIELD GOALS MADE			
Season	1,829	Shareef Abdur-Rahim	1997-98	653	Shareef Abdur-Rahim	1997-98	
	1,681	Zach Randolph	2009-10	652	Zach Randolph	2009-10	
	1,663	(2) Shareef Abdur-Rahim *	2000-01	625	Rudy Gay	2007-08	
Game	52	Ja Morant	2/28/22 vs SAS	22	Ja Morant	2/28/22 vs SAS	
	49	Ja Morant	10/21/22 @ HOU	18	Bryant Reeves	4/19/97 @ PHO	
	46	Ja Morant	2/26/22 @ CHI	18	Ja Morant	12/23/20 vs SAS	
Half Quarter	35	Kenneth Lofton Jr.	4/9/23 @ OKC (H2)	15	Kenneth Lofton Jr.	4/9/23 @ OKC (H2)	
	28	Ja Morant	2/28/23 vs LAL (Q3)	10	Ja Morant	2/28/23 vs LAL (Q3)	
FIELD GOAL ATTEMPTS				FREE THROWS MADE			
Season	1,355	Rudy Gay	2007-08	502	Shareef Abdur-Rahim	1997-98	
	1,347	Shareef Abdur-Rahim	1997-98	446	Shareef Abdur-Rahim	1999-00	
	1,336	Zach Randolph	2009-10	443	Shareef Abdur-Rahim	2000-01	
Game	34	Ja Morant	3/11/22 vs NYK	21	Ja Morant	2/16/22 vs POR	
	31	(3) Ja Morant *	1/23/22 @ DAL	16	(4) Marc Gasol *	10/21/17 vs GSW	
Half Quarter	19	(4) Ja Morant *	1/20/23 @ LAL (H2)	14	Shareef Abdur-Rahim	2/10/99 vs LAC (H2)	
	13	(5) Dillon Brooks *	2/26/20 @ HOU (Q3)	12	(2) Desmond Bane *	3/28/23 vs ORL (Q4)	
FREE THROW ATTEMPTS				3-PT FIELD GOALS MADE			
Season	640	Shareef Abdur-Rahim	1997-98	228	Desmond Bane	2021-22	
	617	Pau Gasol	2005-06	202	Mike Miller	2006-07	
	565	Pau Gasol	2002-03	171	Mike Conley	2016-17	
Game	25	Ja Morant	2/16/22 vs POR	10	Luke Kennard	3/24/23 vs HOU	
	20	Pau Gasol	1/6/06 vs UTA	9	(3) Jaren Jackson Jr. *	12/13/19 vs MIL	
	19	(2) Pau Gasol *	12/6/05 vs NOK				
Half Quarter	15	(4) Ja Morant *	2/26/22 @ CHI (H2)	7	(2) Desmond Bane *	10/24/22 vs BKN (H2)	
	14	Desmond Bane	3/28/23 vs ORL (Q4)	6	Troy Daniels	12/29/16 vs OKC (Q4)	
3-PT FIELD GOAL ATTEMPTS				REBOUNDS			
Season	523	Desmond Bane	2021-22	950	Zach Randolph	2009-10	
	498	Mike Miller	2006-07	914	Zach Randolph	2010-11	
	439	Dillon Brooks	2022-23	854	Zach Randolph	2012-13	
Game	17	Mike Miller	2/21/07 @ GSW	26	Lorenzen Wright	11/4/01 vs DAL	
	15	Jaren Jackson Jr.	12/13/19 vs MIL	25	Zach Randolph	2/27/10 @ NYK	
	15	Jaren Jackson Jr.	7/31/20 @ POR	25	Jonas Valanciunas	2/28/20 vs SAC	
Half Quarter	11	Jason Williams	1/15/05 vs MIL (H2)	18	Zach Randolph	11/15/14 vs DET (H2)	
	8	(2) Troy Daniels *	12/29/16 vs OKC (Q4)	13	Zach Randolph	12/11/09 vs OKC (Q3)	
OFFENSIVE REBOUNDS				DEFENSIVE REBOUNDS			
Season	349	Steven Adams	2021-22	620	Zach Randolph	2009-10	
	330	Zach Randolph	2009-10	607	Shareef Abdur-Rahim	1999-00	
	326	Zach Randolph	2010-11	588	Zach Randolph	2010-11	
Game	13	Zach Randolph	11/15/14 vs DET	23	Jonas Valanciunas	3/22/19 @ ORL	
	13	Alex Stepheson	3/14/16 @ HOU	19	Jonas Valanciunas	2/28/20 vs SAC	
	13	Steven Adams	1/1/23 vs SAC	18	(2) Shareef Abdur-Rahim *	11/24/99 @ CHA	
Half Quarter	11	Zach Randolph	11/15/14 vs DET (H2)	11	(5) Brandon Clarke *	2/28/21 @ HOU (H1)	
	7	(2) Alex Stepheson *	3/14/16 @ HOU (Q4)	9	Brandon Clarke	2/28/21 @ HOU (Q2)	
ASSISTS				STEALS			
Season	685	Mike Bibby	2000-01	174	Mike Conley	2012-13	
	665	Mike Bibby	1999-00	144	Mike Conley	2010-11	
	631	Jason Williams	2002-03	137	James Posey	2003-04	
Game	19	Jason Williams	3/30/02 vs GSW	8	Tony Allen	4/23/12 vs CLE	
	18	Mike Bibby	1/12/01 @ SEA	7	(8) Tony Allen *	1/5/15 vs NYK	
	18	Mike Bibby	4/7/01 @ DEN				
Half Quarter	12	(3) Jason Williams *	3/30/02 vs GSW (H1)	7	Greg Anthony	11/30/97 vs LAC (H2)	
	10	Mike Conley	11/23/18 @ LAC (Q2)	4	(10+) Justin Holiday *	3/27/19 vs GSW (Q1)	

* Most recent occurrence

INTRO

PLAYERS

EXECUTIVE

BASKETBALL OPS

BUSINESS OPS

MEDIA

COMMUNITY

HISTORY

PLAYOFFS

REVIEW

OPPONENTS

NBA

FEDERATION

AT A GLANCE



ALL-TIME INDIVIDUAL RECORDS

GRIZZLIES INDIVIDUAL SEASON & GAME HIGHS (CONT'D)

TURNOVERS				BLOCKS		
Season	257	Shareef Abdur-Rahim	1997-98	189	Jaren Jackson Jr.	2022-23
	249	Shareef Abdur-Rahim	1999-00	177	Jaren Jackson Jr.	2021-22
	248	Mike Bibby	2000-01	169	Pau Gasol	2001-02
Game	9	Pau Gasol	2/7/07 @ DAL	8	(5) Jaren Jackson Jr. *	12/12/22 vs ATL
	9	Ja Morant	10/27/21 @ POR			
	9	Ja Morant	1/31/22 @ PHI			
Half	6	(10+) Ja Morant *	11/30/22 @ MIN (H1)	7	Marc Gasol	1/4/13 vs POR (H1)
	5	(8) Ja Morant *	1/5/20 @ PHO (Q4)	6	Marc Gasol	1/4/13 vs POR (Q1)
MINUTES				FIELD GOAL PCT		
Season	3,241	Shareef Abdur-Rahim	2000-01	.618	Brandon Clarke	2019-20
	3,223	Shareef Abdur-Rahim	1999-00	.592	Jonas Valanciunas	2020-21
	3,190	Mike Bibby	2000-01	.585	Jonas Valanciunas	2019-20
Game	56	Shareef Abdur-Rahim	2/17/99 vs BOS (3OT)	1.000	(2) Brandon Clarke *	4/9/22 vs NOP (10/10)
	56	Pau Gasol	12/19/06 vs DET (2OT)			
	55	Shareef Abdur-Rahim	4/14/00 vs MIN (2OT)			
				min. 10 FGA		
FREE THROW PCT				3-PT FG PCT		
Season	.903	Desmond Bane	2021-22	.459	Mike Miller	2013-14
	.883	Desmond Bane	2022-23	.436	Desmond Bane	2020-21
	.879	O.J. Mayo	2008-09	.433	Mike Miller	2004-05
Game	1.000	(10+) Jaren Jackson Jr. *	1/8/22 @ LAC (10/10)	1.000	(10+) Luke Kennard *	3/5/23 @ LAC
		min. 10 FTA			min. 5 3FGA	

*Season leaders meeting NBA league statistical requirements

GRIZZLIES YEAR-BY-YEAR INDIVIDUAL LEADERS

(Single-season team record holder in bold)

SEASON	SCORING AVERAGE	G	PTS	AVG	SEASON	TOTAL POINTS	PTS
MEMPHIS							
2022-23	Ja Morant	61	1,596	26.2	2022-23	Ja Morant	1,596
2021-22	Desmond Bane	76	1,384	18.2	2021-22	Ja Morant	1,564
2020-21	Ja Morant	63	1,204	19.1	2020-21	Ja Morant	1,204
2019-20	Ja Morant	73	1,193	17.8	2019-20	Ja Morant	1,193
2018-19	Mike Conley	70	1,478	21.1	2018-19	Mike Conley	1,478
2017-18	Marc Gasol	73	1,258	17.2	2017-18	Marc Gasol	1,258
2016-17	Mike Conley	69	1,415	20.5	2016-17	Marc Gasol	1,446
2015-16	Zach Randolph	68	1,040	15.3	2015-16	Zach Randolph	1,040
2014-15	Marc Gasol	81	1,413	17.4	2014-15	Marc Gasol	1,413
2013-14	Zach Randolph	79	1,372	17.4	2013-14	Zach Randolph	1,372
2012-13	Zach Randolph	76	1,169	15.4	2012-13	Zach Randolph	1,169
2011-12	Rudy Gay	65	1,232	19.0	2011-12	Rudy Gay	1,232
2010-11	Zach Randolph	75	1,504	20.1	2010-11	Zach Randolph	1,504
2009-10	Zach Randolph	81	1,681	20.8	2009-10	Zach Randolph	1,681
2008-09	Rudy Gay	79	1,493	18.9	2008-09	Rudy Gay	1,493
2007-08	Rudy Gay	81	1,632	20.1	2007-08	Rudy Gay	1,632
2006-07	Pau Gasol	59	1,226	20.8	2006-07	Mike Miller	1,293
2005-06	Pau Gasol	80	1,628	20.4	2005-06	Pau Gasol	1,628
2004-05	Mike Miller	76	1,022	13.4	2004-05	Mike Miller	1,022
2003-04	Pau Gasol	78	1,381	17.7	2003-04	Pau Gasol	1,381
2002-03	Pau Gasol	82	1,555	19.0	2002-03	Pau Gasol	1,555
2001-02	Pau Gasol	82	1,441	17.6	2001-02	Pau Gasol	1,441
VANCOUVER							
2000-01	Shareef Abdur-Rahim	81	1,663	20.5	2000-01	Shareef Abdur-Rahim	1,663
1999-00	Shareef Abdur-Rahim	82	1,663	20.3	1999-00	Shareef Abdur-Rahim	1,663
1998-99	Shareef Abdur-Rahim	50	1,152	23.0	1998-99	Shareef Abdur-Rahim	1,152
1997-98	Shareef Abdur-Rahim	82	1,829	22.3	1997-98	Shareef Abdur-Rahim	1,829
1996-97	Shareef Abdur-Rahim	80	1,494	18.7	1996-97	Shareef Abdur-Rahim	1,494
1995-96	Greg Anthony	69	967	14.0	1995-96	Blue Edwards	1,043

ALL-TIME INDIVIDUAL RECORDS



GRIZZLIES YEAR-BY-YEAR INDIVIDUAL LEADERS

(Single-season team record holder in bold)

SEASON	REBOUND AVERAGE	G	REBS	AVG	SEASON	TOTAL REBOUNDS	REBS
MEMPHIS							
2022-23	Jaren Jackson Jr.	63	426	6.8	2022-23	Steven Adams	485
2021-22	Steven Adams	76	760	10.0	2021-22	Steven Adams	760
2020-21	Jonas Valanciunas	62	776	12.5	2020-21	Jonas Valanciunas	776
2019-20	Jonas Valanciunas	70	788	11.3	2019-20	Jonas Valanciunas	788
2018-19	Jaren Jackson Jr.	58	272	4.7	2018-19	Marc Gasol	455
2017-18	Marc Gasol	73	592	8.1	2017-18	Marc Gasol	592
2016-17	Zach Randolph	73	598	8.2	2016-17	Zach Randolph	598
2015-16	Zach Randolph	68	529	7.8	2015-16	Zach Randolph	529
2014-15	Zach Randolph	71	747	10.5	2014-15	Zach Randolph	747
2013-14	Zach Randolph	79	795	10.1	2013-14	Zach Randolph	795
2012-13	Zach Randolph	76	854	11.2	2012-13	Zach Randolph	854
2011-12	Marc Gasol	65	579	8.9	2011-12	Marc Gasol	579
2010-11	Zach Randolph	75	914	12.2	2010-11	Zach Randolph	914
2009-10	Zach Randolph	81	950	11.7	2009-10	Zach Randolph	950
2008-09	Marc Gasol	82	605	7.4	2008-09	Marc Gasol	605
2007-08	Mike Miller	70	467	6.7	2007-08	Rudy Gay	499
2006-07	Pau Gasol	59	581	9.8	2006-07	Pau Gasol	581
2005-06	Pau Gasol	80	713	8.9	2005-06	Pau Gasol	713
2004-05	Lorenzen Wright	80	613	7.7	2004-05	Lorenzen Wright	613
2003-04	Pau Gasol	78	600	7.7	2003-04	Pau Gasol	600
2002-03	Pau Gasol	82	720	8.8	2002-03	Pau Gasol	720
2001-02	Lorenzen Wright	43	405	9.4	2001-02	Pau Gasol	730
VANCOUVER							
2000-01	Shareef Abdur-Rahim	81	735	9.1	2000-01	Shareef Abdur-Rahim	735
1999-00	Shareef Abdur-Rahim	82	825	10.1	1999-00	Shareef Abdur-Rahim	825
1998-99	Shareef Abdur-Rahim	50	374	7.5	1998-99	Shareef Abdur-Rahim	374
1997-98	Bryant Reeves	74	585	7.9	1997-98	Bryant Reeves	585
1996-97	Bryant Reeves	75	610	8.1	1996-97	Bryant Reeves	610
1995-96	Bryant Reeves	77	570	7.4	1995-96	Bryant Reeves	570
SEASON	ASSISTS AVERAGE	G	AST	AVG	SEASON	TOTAL ASSISTS	AST
MEMPHIS							
2022-23	Ja Morant	61	493	8.1	2022-23	Ja Morant	493
2021-22	Tyus Jones	73	324	4.4	2021-22	Ja Morant	384
2020-21	Ja Morant	63	465	7.4	2020-21	Ja Morant	465
2019-20	Ja Morant	73	488	7.3	2019-20	Ja Morant	488
2018-19	Mike Conley	70	449	6.4	2018-19	Mike Conley	449
2017-18	Marc Gasol	73	305	4.2	2017-18	Marc Gasol	305
2016-17	Mike Conley	69	433	6.3	2016-17	Mike Conley	433
2015-16	Matt Barnes	74	163	2.1	2015-16	Mike Conley	342
2014-15	Mike Conley	70	375	5.4	2014-15	Mike Conley	375
2013-14	Mike Conley	73	441	6.0	2013-14	Mike Conley	441
2012-13	Mike Conley	80	487	6.1	2012-13	Mike Conley	487
2011-12	Mike Conley	62	404	6.5	2011-12	Mike Conley	404
2010-11	Mike Conley	81	528	6.5	2010-11	Mike Conley	528
2009-10	Mike Conley	80	425	5.3	2009-10	Mike Conley	425
2008-09	Mike Conley	82	354	4.3	2008-09	Mike Conley	354
2007-08	Mike Conley	53	222	4.2	2007-08	Kyle Lowry	296
2006-07	Damon Stoudamire	62	299	4.8	2006-07	Chuckie Atkins	346
2005-06	Pau Gasol	80	371	4.6	2005-06	Pau Gasol	371
2004-05	Jason Williams	71	399	5.6	2004-05	Jason Williams	399
2003-04	Jason Williams	72	492	6.8	2003-04	Jason Williams	492
2002-03	Jason Williams	76	631	8.3	2002-03	Jason Williams	631
2001-02	Jason Williams	65	519	8.0	2001-02	Jason Williams	519
VANCOUVER							
2000-01	Mike Bibby	82	685	8.4	2000-01	Mike Bibby	685
1999-00	Mike Bibby	82	665	8.1	1999-00	Mike Bibby	665
1998-99	Mike Bibby	50	325	6.5	1998-99	Mike Bibby	325
1997-98	Antonio Daniels	74	334	4.5	1997-98	Lee Mayberry	349
1996-97	Greg Anthony	65	407	6.3	1996-97	Greg Anthony	407
1995-96	Greg Anthony	69	476	6.9	1995-96	Greg Anthony	476

INTRO

PLAYERS

EXECUTIVE

BASKETBALL OPS

BUSINESS OPS

MEDIA

COMMUNITY

HISTORY

PLAYOFFS

REVIEW

OPPONENTS

NBA

FEDERATION

AT A GLANCE



ALL-TIME INDIVIDUAL RECORDS

GRIZZLIES YEAR-BY-YEAR INDIVIDUAL LEADERS

(Single-season team record holder in bold)

SEASON	STEALS AVERAGE	G	STLS	AVG	SEASON	TOTAL STEALS	STLS
MEMPHIS							
2022-23	Ja Morant	61	66	1.08	2022-23	Tyus Jones	83
2021-22	De'Anthony Melton	73	104	1.42	2021-22	De'Anthony Melton	104
2020-21	Kyle Anderson	69	84	1.22	2020-21	Kyle Anderson	84
2019-20	De'Anthony Melton	60	77	1.28	2019-20	De'Anthony Melton	77
2018-19	Mike Conley	70	94	1.34	2018-19	Mike Conley	94
2017-18	Mario Chalmers	66	79	1.20	2017-18	Mario Chalmers	79
2016-17	Tony Allen	71	115	1.62	2016-17	Tony Allen	11
2015-16	Tony Allen	64	110	1.72	2015-16	Tony Allen	110
2014-15	Tony Allen	63	129	2.05	2014-15	Tony Allen	129
2013-14	Mike Conley	73	110	1.51	2013-14	Mike Conley	110
2012-13	Mike Conley	80	174	2.18	2012-13	Mike Conley	174
2011-12	Mike Conley	62	136	2.19	2011-12	Mike Conley	136
2010-11	Tony Allen	72	129	1.79	2010-11	Mike Conley	144
2009-10	Rudy Gay	80	118	1.48	2009-10	Rudy Gay	118
2008-09	Rudy Gay	79	98	1.24	2008-09	Rudy Gay	98
2007-08	Rudy Gay	81	111	1.37	2007-08	Rudy Gay	111
2006-07	Rudy Gay	78	71	0.91	2006-07	Rudy Gay	71
2005-06	Eddie Jones	75	131	1.75	2005-06	Eddie Jones	131
2004-05	Brian Cardinal	58	88	1.52	2004-05	Shane Battier	91
2003-04	James Posey	82	137	1.67	2003-04	James Posey	137
2002-03	Shane Battier	78	102	1.31	2002-03	Shane Battier	102
2001-02	Jason Williams	65	111	1.71	2001-02	Jason Williams	111

VANCOUVER							
2000-01	Mike Bibby	82	107	1.30	2000-01	Mike Bibby	107
1999-00	Mike Bibby	82	132	1.61	1999-00	Mike Bibby	132
1998-99	Mike Bibby	50	78	1.56	1998-99	Mike Bibby	78
1997-98	Shareef Abdur-Rahim	82	89	1.09	1997-98	Shareef Abdur-Rahim	89
1996-97	Greg Anthony	65	129	1.98	1996-97	Greg Anthony	129
1995-96	Eric Murdock	64	129	2.02	1995-96	Eric Murdock	129

SEASON	BLOCKS AVERAGE	G	BLKS	AVG	SEASON	TOTAL BLOCKS	BLKS
MEMPHIS							
2022-23	Jaren Jackson Jr.	63	189	3.00	2022-23	Jaren Jackson Jr.	189
2021-22	Jaren Jackson Jr.	78	177	2.27	2021-22	Jaren Jackson Jr.	177
2020-21	Jonas Valanciunas	62	57	0.92	2020-21	Kyle Anderson, Jonas Valanciunas	57
2019-20	Jonas Valanciunas	70	76	1.09	2019-20	Jaren Jackson Jr.	92
2018-19	Jaren Jackson Jr.	58	82	1.41	2018-19	Jaren Jackson Jr.	82
2017-18	Marc Gasol	73	101	1.38	2017-18	Marc Gasol	101
2016-17	Marc Gasol	74	99	1.34	2016-17	Marc Gasol	99
2015-16	Matt Barnes	74	57	0.75	2015-16	Marc Gasol	70
2014-15	Marc Gasol	81	131	1.62	2014-15	Marc Gasol	131
2013-14	Marc Gasol	55	76	1.29	2013-14	Marc Gasol	76
2012-13	Marc Gasol	80	139	1.74	2012-13	Marc Gasol	139
2011-12	Marc Gasol	65	121	1.86	2011-12	Marc Gasol	121
2010-11	Marc Gasol	81	136	1.68	2010-11	Marc Gasol	136
2009-10	Marc Gasol	69	109	1.58	2009-10	Marc Gasol	109
2008-09	Marc Gasol	82	90	1.10	2008-09	Marc Gasol	90
2007-08	Darko Milicic	70	114	1.63	2007-08	Darko Milicic	114
2006-07	Pau Gasol	59	126	2.14	2006-07	Pau Gasol	123
2005-06	Pau Gasol	80	153	1.91	2005-06	Pau Gasol	153
2004-05	Stromile Swift	60	92	1.53	2004-05	Pau Gasol	93
2003-04	Pau Gasol	78	132	1.69	2003-04	Pau Gasol	132
2002-03	Pau Gasol	82	148	1.80	2002-03	Pau Gasol	148
2001-02	Pau Gasol	82	169	2.06	2001-02	Pau Gasol	169

VANCOUVER							
2000-01	Stromile Swift	80	82	1.03	2000-01	Stromile Swift	82
1999-00	Shareef Abdur-Rahim	82	87	1.06	1999-00	Shareef Abdur-Rahim	87
1998-99	Shareef Abdur-Rahim	50	55	1.10	1998-99	Shareef Abdur-Rahim	55
1997-98	Bryant Reeves	74	80	1.08	1997-98	Bryant Reeves	80
1996-97	Roy Rogers	82	163	1.99	1996-97	Roy Rogers	163
1995-96	Bryant Reeves	77	55	0.71	1995-96	Bryant Reeves	55

ALL-TIME INDIVIDUAL RECORDS



GRIZZLIES YEAR-BY-YEAR INDIVIDUAL LEADERS

(Single-season team record holder in bold)

SEASON	FIELD GOAL PCT	FGM	ATTS	FG%	SEASON	FIELD GOALS MADE	FGM
MEMPHIS							
2022-23	Jaren Jackson Jr.	416	822	.506	2022-23	Ja Morant	566
2021-22	Ja Morant	580	1177	.493	2021-22	Ja Morant	580
2020-21	Jonas Valanciunas	440	743	.592	2020-21	Jonas Valanciunas	440
2019-20	Brandon Clarke	296	479	.618	2019-20	Ja Morant	447
2018-19	Jaren Jackson Jr.	298	589	.506	2018-19	Mike Conley	490
2017-18	Tyreke Evans	366	809	.452	2017-18	Marc Gasol	434
2016-17	Mike Conley	464	1,009	.460	2016-17	Marc Gasol	532
2015-16	Zach Randolph	431	907	.475	2015-16	Zach Randolph	431
2014-15	Marc Gasol	530	1,082	.494	2014-15	Marc Gasol	530
2013-14	Marc Gasol	536	711	.753	2013-14	Zach Randolph	560
2012-13	Marc Gasol	429	869	.494	2012-13	Zach Randolph	471
2011-12	Marc Gasol	357	740	.482	2011-12	Rudy Gay	485
2010-11	Marc Gasol	364	691	.527	2010-11	Zach Randolph	598
2009-10	Marc Gasol	378	651	.581	2009-10	Zach Randolph	652
2008-09	Marc Gasol	350	661	.530	2008-09	Rudy Gay	572
2007-08	Mike Miller	414	824	.502	2007-08	Rudy Gay	625
2006-07	Pau Gasol	462	858	.538	2006-07	Mike Miller	465
2005-06	Pau Gasol	600	1,194	.503	2005-06	Pau Gasol	600
2004-05	Pau Gasol	357	695	.514	2004-05	Mike Miller	387
2003-04	Pau Gasol	506	1,049	.482	2003-04	Pau Gasol	506
2002-03	Pau Gasol	569	1,116	.510	2002-03	Pau Gasol	569
2001-02	Pau Gasol	551	1,064	.518	2001-02	Pau Gasol	551
VANCOUVER							
2000-01	Shareef Abdur-Rahim	604	1,280	.472	2000-01	Shareef Abdur-Rahim	604
1999-00	Othella Harrington	420	830	.506	1999-00	Shareef Abdur-Rahim	594
1998-99	Tony Massenburg	199	383	.487	1998-99	Shareef Abdur-Rahim	386
1997-98	Bryant Reeves	492	941	.523	1997-98	Shareef Abdur-Rahim	653
1996-97	Roy Rogers	244	483	.505	1996-97	Shareef Abdur-Rahim	550
1995-96	Bryant Reeves	401	877	.457	1995-96	B.Reeves, B.Edwards	401
SEASON	FREE THROW PCT	FTM	ATTS	FT%	SEASON	FREE THROWS MADE	FTM
MEMPHIS							
2022-23	Desmond Bane	181	205	.883	2022-23	Ja Morant	497
2021-22	Desmond Bane	284	345	.903	2021-22	Ja Morant	316
2020-21	Dillon Brooks	159	195	.815	2020-21	Ja Morant	271
2019-20	Dillon Brooks	164	203	.808	2019-20	Ja Morant	239
2018-19	Mike Conley	343	406	.845	2018-19	Mike Conley	343
2017-18	Marc Gasol	281	337	.834	2017-18	Marc Gasol	281
2016-17	Mike Conley	316	368	.859	2016-17	Mike Conley	316
2015-16	Mike Conley	191	229	.834	2015-16	Mario Chalmers	206
2014-15	Mike Conley	214	249	.859	2014-15	Marc Gasol	350
2013-14	Mike Conley	225	276	.815	2013-14	Zach Randolph	250
2012-13	Marc Gasol	268	316	.848	2012-13	Marc Gasol	268
2011-12	Mike Conley	136	158	.861	2011-12	Marc Gasol	237
2010-11	Rudy Gay	194	241	.805	2010-11	Zach Randolph	300
2009-10	O.J. Mayo	212	262	.809	2009-10	Zach Randolph	362
2008-09	O.J. Mayo	247	281	.879	2008-09	Marc Gasol	275
2007-08	Pau Gasol	176	215	.819	2007-08	Rudy Gay	248
2006-07	Chucky Atkins	252	311	.810	2006-07	Pau Gasol/Hakim Warrick	299
2005-06	Mike Miller	168	210	.800	2005-06	Pau Gasol	425
2004-05	Brian Cardinal	158	181	.873	2004-05	Pau Gasol	282
2003-04	James Posey	278	335	.830	2003-04	Pau Gasol	365
2002-03	Pau Gasol	416	565	.736	2002-03	Pau Gasol	416
2001-02	Stromile Swift	217	305	.711	2001-02	Pau Gasol	338
VANCOUVER							
2000-01	Shareef Abdur-Rahim	443	531	.834	2000-01	Shareef Abdur-Rahim	443
1999-00	Michael Dickerson	269	324	.830	1999-00	Shareef Abdur-Rahim	446
1998-99	Shareef Abdur-Rahim	369	439	.841	1998-99	Shareef Abdur-Rahim	369
1997-98	Blue Edwards	180	215	.837	1997-98	Shareef Abdur-Rahim	502
1996-97	Shareef Abdur-Rahim	387	519	.746	1996-97	Shareef Abdur-Rahim	387
1995-96	Byron Scott	203	243	.835	1995-96	Greg Anthony	229



ALL-TIME INDIVIDUAL RECORDS

GRIZZLIES YEAR-BY-YEAR INDIVIDUAL LEADERS

(Single-season team record holder in bold)

SEASON	3-PT FG PCT	3FG	ATTS	3FG%	SEASON	3-PT FGS MADE	3FG
MEMPHIS							
2022-23	Desmond Bane	166	407	.408	2022-23	Desmond Bane	166
2021-22	Desmond Bane	228	523	.436	2021-22	Desmond Bane	228
2020-21	Desmond Bane	117	271	.432	2020-21	Dillon Brooks	128
2019-20	Jaren Jackson Jr.	145	368	.394	2019-20	Dillon Brooks	147
2018-19	Mike Conley	155	426	.364	2018-19	Mike Conley	155
2017-18	Tyreke Evans	114	286	.399	2017-18	Tyreke Evans	114
2016-17	Mike Conley	171	419	.408	2016-17	Mike Conley	171
2015-16	Matt Barnes	119	370	.322	2015-16	Matt Barnes	119
2014-15	Courtney Lee	90	224	.402	2014-15	Mike Conley	107
2013-14	Mike Miller	107	233	.459	2013-14	Mike Miller	107
2012-13	Quincy Pondexter	60	152	.395	2012-13	Mike Conley	106
2011-12	Mike Conley	60	159	.377	2011-12	O.J. Mayo	100
2010-11	Mike Conley	80	217	.369	2010-11	O.J. Mayo	96
2009-10	Mike Conley	82	212	.387	2009-10	O.J. Mayo	136
2008-09	Mike Conley	88	217	.406	2008-09	O.J. Mayo	145
2007-08	Mike Miller	155	359	.432	2007-08	Juan Carlos Navarro	156
2006-07	Mike Miller	202	498	.406	2006-07	Mike Miller	202
2005-06	Mike Miller	138	339	.407	2005-06	Mike Miller	138
2004-05	Mike Miller	140	323	.433	2004-05	Mike Miller	140
2003-04	James Posey	112	290	.386	2003-04	Jason Williams	120
2002-03	Wesley Person	100	231	.433	2002-03	Jason Williams	143
2001-02	Shane Battier	103	276	.373	2001-02	Jason Williams	127
VANCOUVER							
2000-01	Mike Bibby	108	285	.379	2000-01	Mike Bibby	108
1999-00	Michael Dickerson	119	291	.409	1999-00	Michael Dickerson	119
1998-99	Sam Mack	42	108	.389	1998-99	Sam Mack	42
1997-98	Pete Chilcutt	54	130	.415	1997-98	Sam Mack	110
1996-97	Lee Mayberry	83	221	.376	1996-97	Anthony Peeler	128
1995-96	Chris King	44	113	.389	1995-96	Greg Anthony	90

SEASON	FG ATTEMPTS	FGA	SEASON	FT ATTEMPTS	FTA
MEMPHIS					
2022-23	Ja Morant	1,214	2022-23	Ja Morant	497
2021-22	Ja Morant	1,177	2021-22	Ja Morant	415
2020-21	Dillon Brooks	1,031	2020-21	Ja Morant	372
2019-20	Dillon Brooks	1,068	2019-20	Ja Morant	308
2018-19	Mike Conley	1,120	2018-19	Mike Conley	406
2017-18	Marc Gasol	1,033	2017-18	Marc Gasol	337
2016-17	Marc Gasol	1,160	2016-17	Mike Conley	368
2015-16	Zach Randolph	907	2015-16	Mario Chalmers	249
2014-15	Marc Gasol	1,072	2014-15	Marc Gasol	440
2013-14	Zach Randolph	1,198	2013-14	Zach Randolph	337
2012-13	Zach Randolph	1,024	2012-13	Marc Gasol	316
2011-12	Rudy Gay	1,067	2011-12	Marc Gasol	317
2010-11	Zach Randolph	1,188	2010-11	Zach Randolph	396
2009-10	Zach Randolph	1,336	2009-10	Zach Randolph	465
2008-09	O.J. Mayo	1,283	2008-09	Marc Gasol	375
2007-08	Rudy Gay	1,354	2007-08	Kyle Lowry	348
2006-07	Mike Miller	1,010	2006-07	Pau Gasol	400
2005-06	Pau Gasol	1,194	2005-06	Pau Gasol	617
2004-05	Pau Gasol	695	2004-05	Pau Gasol	367
2003-04	Pau Gasol	1,049	2003-04	Pau Gasol	511
2002-03	Pau Gasol	1,116	2002-03	Pau Gasol	565
2001-02	Pau Gasol	1,064	2001-02	Pau Gasol	477
VANCOUVER					
2000-01	Shareef Abdur-Rahim	1,280	2000-01	Shareef Abdur-Rahim	531
1999-00	Shareef Abdur-Rahim	1,277	1999-00	Shareef Abdur-Rahim	551
1998-99	Shareef Abdur-Rahim	893	1998-99	Shareef Abdur-Rahim	439
1997-98	Shareef Abdur-Rahim	1,347	1997-98	Shareef Abdur-Rahim	640
1996-97	Shareef Abdur-Rahim	1,211	1996-97	Shareef Abdur-Rahim	519
1995-96	Blue Edwards	956	1995-96	Bryant Reeves	299

ALL-TIME INDIVIDUAL RECORDS



GRIZZLIES YEAR-BY-YEAR INDIVIDUAL LEADERS

(Single-season team record holder in bold)

SEASON	3-PT FG ATTEMPTS	3FGA	SEASON	MINUTES	MIN
MEMPHIS					
2022-23	Dillon Brooks	439	2022-23	Dillon Brooks	2,214
2021-22	Desmond Bane	523	2021-22	Desmond Bane	2,266
2020-21	Dillon Brooks	372	2020-21	Ja Morant	2,053
2019-20	Dillon Brooks	411	2019-20	Dillon Brooks	2,112
2018-19	Mike Conley	426	2018-19	Mike Conley	2,342
2017-18	Marc Gasol	320	2017-18	Marc Gasol	2,408
2016-17	Mike Conley	419	2016-17	Marc Gasol	2,531
2015-16	Matt Barnes	370	2015-16	Matt Barnes	2,190
2014-15	Mike Conley	277	2014-15	Marc Gasol	2,687
2013-14	Mike Conley	291	2013-14	Zach Randolph	2,705
2012-13	Mike Conley	293	2012-13	Marc Gasol	2,796
2011-12	O.J. Mayo	275	2011-12	Rudy Gay	2,422
2010-11	O.J. Mayo	264	2010-11	Mike Conley	2,872
2009-10	O.J. Mayo	355	2009-10	Rudy Gay	3,175
2008-09	O.J. Mayo	378	2008-09	O.J. Mayo	3,120
2007-08	Juan Carlos Navarro	432	2007-08	Rudy Gay	3,000
2006-07	Mike Miller	498	2006-07	Mike Miller	2,740
2005-06	Eddie Jones	374	2005-06	Pau Gasol	3,135
2004-05	Jason Williams	330	2004-05	Shane Battier	2,516
2003-04	Jason Williams	364	2003-04	Pau Gasol	2,458
2002-03	Jason Williams	404	2002-03	Pau Gasol	2,948
2001-02	Jason Williams	430	2001-02	Shane Battier	3,097
VANCOUVER					
2000-01	Mike Bibby	285	2000-01	Shareef Abdur-Rahim	3,241
1999-00	Michael Dickerson	291	1999-00	Shareef Abdur-Rahim	3,223
1998-99	Sam Mack	108	1998-99	Shareef Abdur-Rahim	2,021
1997-98	Sam Mack	269	1997-98	Shareef Abdur-Rahim	2,950
1996-97	Anthony Peeler	343	1996-97	Shareef Abdur-Rahim	2,802
1995-96	Greg Anthony	271	1995-96	Blue Edwards	2,773
SEASON	GAMES	GM	SEASON	GAMES STARTED	GS
MEMPHIS					
2022-23	Tyus Jones	80	2022-23	Dillon Brooks	73
2021-22	Jaren Jackson Jr.	78	2021-22	Jaren Jackson Jr.	78
2020-21	Tyus Jones	70	2020-21	Kyle Anderson	69
2019-20	Dillon Brooks	73	2019-20	Dillon Brooks	73
2018-19	Mike Conley	70	2018-19	Mike Conley	70
2017-18	Dillon Brooks	82	2017-18	Dillon Brooks	74
2016-17	JaMychal Green	77	2016-17	JaMychal Green	75
2015-16	JaMychal Green	78	2015-16	Tony Allen	57
2014-15	M. Gasol, K. Koufos	81	2014-15	Marc Gasol	81
2013-14	Mike Miller	82	2013-14	Zach Randolph	79
2012-13	J. Bayless, M. Conley, M. Gasol	80	2012-13	Mike Conley, Marc Gasol	80
2011-12	O.J. Mayo	66	2011-12	Marc Gasol, Rudy Gay	65
2010-11	Mike Conley, Marc Gasol	81	2010-11	Mike Conley, Marc Gasol	81
2009-10	O.J. Mayo	82	2009-10	O.J. Mayo	82
2008-09	Four players tied	82	2008-09	O.J. Mayo	82
2007-08	K. Lowry, J. Carlos Navarro	82	2007-08	Rudy Gay	81
2006-07	Hakim Warrick	82	2006-07	Mike Miller	69
2005-06	Shane Battier	81	2005-06	Shane Battier	81
2004-05	S. Battier, E. Watson, L. Wright	80	2004-05	Lorenzen Wright	77
2003-04	James Posey, Bo Outlaw	82	2003-04	James Posey	82
2002-03	Pau Gasol	82	2002-03	Pau Gasol	82
2001-02	Pau Gasol	82	2001-02	Pau Gasol	79
VANCOUVER					
2000-01	Mike Bibby	82	2000-01	Mike Bibby	82
1999-00	Four players tied with	82	1999-00	Four players tied with	82
1998-99	S. Abdur-Rahim, M. Bibby	50	1998-99	S. Abdur-Rahim, M. Bibby	50
1997-98	S. Abdur-Rahim, P. Chilcutt, G. Lynch	82	1997-98	Shareef Abdur-Rahim	82
1996-97	Roy Rogers	82	1996-97	Bryant Reeves	75
1995-96	Blue Edwards	82	1995-96	Blue Edwards	82

INTRO

PLAYERS

EXECUTIVE

BASKETBALL OPS

BUSINESS OPS

MEDIA

COMMUNITY

HISTORY

PLAYOFFS

REVIEW

OPPONENTS

NBA

FEDERATION

AT A GLANCE



ALL-TIME INDIVIDUAL RECORDS

GRIZZLIES ALL-TIME TOP INDIVIDUAL SINGLE-GAME PERFORMANCES

	GRIZZLIES	Date	Game	OPPONENTS	Date	Game
POINTS	52 Ja Morant	2/28/22	SAS	60 Kobe Bryant	3/22/07	LAL
	49 Ja Morant	10/21/22	@ HOU	57 James Harden	1/14/19	@ HOU
	46 Ja Morant	2/26/22	@ CHI	57 James Harden	3/20/19	HOU
	45 Mike Miller	2/21/07	@ GSW	56 Kobe Bryant	1/14/02	@ LAL
	44 Pau Gasol	3/28/06	SEA	53 Kobe Bryant	3/28/08	@ LAL
	44 Ja Morant	12/23/20	SAS	51 LeBron James	1/15/08	CLE
	44 Ja Morant	2/16/22	POR	50 Jamal Mashburn	2/21/03	@ NOH
	43 Pau Gasol	1/11/08	@ GSW	48 Kevin Martin	11/2/09	@ SAC
	43 Jaren Jackson Jr.	12/13/19	MIL	48 Devin Booker	3/30/19	PHO
	42 Marc Gasol	1/25/17	TOR	47 John Wall	3/25/13	@ WAS
	42 Kenneth Lofton Jr.	4/9/23	@ OKC	47 Nikola Jokic	4/19/21	@ DEN
				46 (5) Stephen Curry *	12/23/21	@ GSW
REBOUNDS	26 Lorenzen Wright	11/4/01	DAL	26 Enes Kanter	11/25/18	NYK
	25 Zach Randolph	2/27/10	@ NYK	24 Rudy Gobert	3/3/15	UTA
	25 Jonas Valanciunas	2/28/20	SAC	23 (5) Andre Drummond *	1/31/22	@ PHI
ASSISTS	19 Jason Williams	3/30/02	GSW	23 Nick Van Exel	1/5/97	LAL
	18 Mike Bibby	1/12/01	@ SEA	21 Deron Williams	1/24/07	@ UTA
	18 Mike Bibby	4/7/01	@ DEN	20 Avery Johnson	12/17/97	@ SAS
	18 Mike Bibby	4/14/01	HOU	20 Reggie Jackson	3/17/15	@ DET
FGS MADE	22 Ja Morant	2/28/22	SAS	21 Kobe Bryant	1/14/02	@ LAL
	18 Bryant Reeves	4/19/97	@ PHO	20 Kobe Bryant	3/22/07	LAL
	18 Ja Morant	12/23/20	SAS	20 Nikola Jokic	4/19/21	@ DEN
3FGS MADE	10 Luke Kennard	3/24/23	HOU	10 Chandler Parsons	1/24/14	@ HOU
	9 Mike Miller	1/3/07	GSW	10 Stephen Curry	4/13/16	@ GSW
	9 Mike Miller	2/21/07	GSW	10 Stephen Curry	12/30/17	@ GSW
	9 Jaren Jackson Jr.	12/13/19	MIL	10 Kemba Walker	3/22/18	@ CHA
FTS MADE	21 Ja Morant	2/16/22	POR	26 Anthony Davis	10/29/19	@ LAL
	16 (4) Marc Gasol *	10/21/17	GSW	22 James Harden	12/26/13	@ HOU
				21 James Harden	12/31/18	@ HOU
STEALS	8 Tony Allen	4/23/12	CLE	10 Draymond Green	2/10/17	GSW
	7 (8) Tony Allen *	1/5/15	NYK	8 Ron Artest	2/24/01	@ CHI
				8 Rajon Rondo	3/23/11	@ BOS
BLOCKS	8 Stromile Swift	11/20/02	PHI	10 Hakeem Olajuwon	12/13/95	HOU
	8 Pau Gasol	2/20/04	PHO	9 (6) Anthony Davis *	12/1/16	@ NOP
	8 Pau Gasol	1/29/07	SAC			
	8 Marc Gasol	1/4/13	POR			
	8 Jaren Jackson Jr.	12/12/22	ATL			
SCORING OFF BENCH	41 Mike Miller	3/17/06	DEN	40 Lou Williams	12/3/16	LAL
	33 Lance Stephenson	3/11/16	NOP	40 Lou Williams	1/26/18	LAC
	33 C.J. Miles	3/13/19	@ ATL	37 Kelly Oubre Jr.	11/10/21	CHA

* Most recent occurrence

ALL-TIME INDIVIDUAL RECORDS



GRIZZLIES CAREER LEADERS

GAMES	POINTS		REBOUNDS		ASSISTS		
Mike Conley	788	Mike Conley	11,733	Marc Gasol	5,942	Mike Conley	4,509
Marc Gasol	769	Marc Gasol	11,684	Zach Randolph	5,612	Marc Gasol	2,639
Zach Randolph	551	Zach Randolph	9,261	Pau Gasol	4,096	Jason Williams	2,069
Rudy Gay	479	Pau Gasol	8,966	Shareef Abdur-Rahim	3,070	Ja Morant	1,830
Pau Gasol	476	Rudy Gay	8,562	Rudy Gay	2,758	Mike Bibby	1,675
Tony Allen	462	Shareef Abdur-Rahim	7,801	Bryant Reeves	2,745	Pau Gasol	1,473
Mike Miller	453	Mike Miller	5,982	Lorenzen Wright	2,386	Mike Miller	1,351
Stromile Swift	441	Ja Morant	5,557	Mike Conley	2,327	Tyus Jones	1,285
Shane Battier	419	Dillon Brooks	5,002	Stromile Swift	2,128	Zach Randolph	1,085
Bryant Reeves	395	Bryant Reeves	4,945	Mike Miller	2,020	Shareef Abdur-Rahim	1,081

GAMES STARTED	SCORING AVERAGE		REBOUND AVERAGE		ASSIST AVERAGE		
Marc Gasol	762	Ja Morant	22.4	Jonas Valanciunas	11.7	Mike Bibby	7.8
Mike Conley	758	Shareef Abdur-Rahim	20.8	Steven Adams	10.6	Ja Morant	7.4
Pau Gasol	470	Pau Gasol	18.8	Zach Randolph	10.2	Jason Williams	7.0
Zach Randolph	446	Rudy Gay	17.9	Pau Gasol	8.6	Greg Anthony	6.6
Rudy Gay	443	Zach Randolph	16.8	Shareef Abdur-Rahim	8.2	Mike Conley	5.7
Shareef Abdur-Rahim	366	Michael Dickerson	16.7	Marc Gasol	7.7	Brevin Knight	5.0
Tony Allen	359	Jaren Jackson Jr.	16.4	Lorenzen Wright	7.1	Damon Stoudamire	4.6
Bryant Reeves	341	Jonas Valanciunas	16.4	Bryant Reeves	6.9	Tyus Jones	4.5
Dillon Brooks	318	Desmond Bane	16.1	Othella Harrington	6.8	Lee Mayberry	4.2
Mike Miller	281	O.J. Mayo	15.2	JaMychal Green	6.2	Earl Watson	4.1
		min: 100 games		min: 100 games		min: 100 games	

FIELD GOALS MADE		FIELD GOAL ATTS		FREE THROWS MADE		FREE THROW ATTS	
Marc Gasol	4,341	Mike Conley	9,484	Marc Gasol	2,701	Marc Gasol	3,474
Mike Conley	4,182	Marc Gasol	8,978	Pau Gasol	2,301	Pau Gasol	3,152
Zach Randolph	3,731	Zach Randolph	7,834	Mike Conley	2,283	Mike Conley	2,788
Pau Gasol	3,324	Rudy Gay	7,289	Shareef Abdur-Rahim	2,147	Shareef Abdur-Rahim	2,680
Rudy Gay	3,293	Pau Gasol	6,533	Zach Randolph	1,736	Zach Randolph	2,293

MINUTES	FIELD GOAL %		3-POINT %		FREE THROW %		
Marc Gasol	25,917	Brandon Clarke	.604	Luke Kennard	.540	Desmond Bane	.883
Mike Conley	25,700	Jonas Valanciunas	.581	Desmond Bane	.425	Courtney Lee	.862
Zach Randolph	17,928	Pau Gasol	.509	Mike Miller	.420	Brian Cardinal	.847
Rudy Gay	17,338	Hakim Warrick	.500	John Konchar	.406	James Posey	.839
Pau Gasol	16,904	Othella Harrington	.493	Wesley Person	.405	Mario Chalmers	.837
		min: 500 FGM		min: 50 3FGM		min: 200 FTM	

3-POINTERS MADE		3-POINT ATTS		OFFENSIVE REBS		DEFENSIVE REBS	
Mike Conley	1,086	Mike Conley	2,894	Zach Randolph	1,895	Marc Gasol	4,624
Mike Miller	844	Mike Miller	2,011	Marc Gasol	1,318	Zach Randolph	3,717
Dillon Brooks	573	Dillon Brooks	1,675	Pau Gasol	1,200	Pau Gasol	2,896
Desmond Bane	511	Jason Williams	1,543	Shareef Abdur-Rahim	950	Shareef Abdur-Rahim	2,120
Jason Williams	500	Rudy Gay	1,420	Bryant Reeves	856	Rudy Gay	2,033

STEALS	STEALS PER GAME		BLOCKS		BLOCKS PER GAME		
Mike Conley	1,161	Greg Anthony	1.83	Marc Gasol	1,135	Jaren Jackson Jr.	2.09
Tony Allen	796	Tony Allen	1.72	Pau Gasol	877	Pau Gasol	1.84
Marc Gasol	708	Mike Bibby	1.48	Stromile Swift	607	Marc Gasol	1.48
Rudy Gay	640	Mike Conley	1.47	Jaren Jackson Jr.	558	Stromile Swift	1.38
Shane Battier	523	Eddie Jones	1.47	Shane Battier	428	Darko Milicic	1.26
		min: 100 games				min: 100 games	

MINUTES PER GAME		TURNOVERS		PERSONAL FOULS		DISQUALIFICATIONS	
Shareef Abdur-Rahim	38.0	Marc Gasol	1,607	Marc Gasol	2,242	Bryant Reeves	27
Mike Bibby	37.9	Mike Conley	1,586	Mike Conley	1,548	Dillon Brooks	25
Michael Dickerson	36.6	Pau Gasol	1,238	Bryant Reeves	1,365	Jaren Jackson Jr.	21
Rudy Gay	36.2	Shareef Abdur-Rahim	1,148	Zach Randolph	1,305	Marc Gasol	19
Pau Gasol	35.5	Rudy Gay	1,102	Rudy Gay	1,200	Rudy Gay	14
min. 100 games							

INTRO

PLAYERS

EXECUTIVE

BASKETBALL
OPS

BUSINESS
OPS

MEDIA

COMMUNITY

HISTORY

PLAYOFFS

REVIEW

OPPONENTS

NBA

FEDERATION

AT A GLANCE



ALL-TIME INDIVIDUAL RECORDS

GRIZZLIES ROOKIE RECORDS

CATEGORY		PLAYER	SEASON
Scoring, Total Points	1,516	O.J. Mayo	2008-09
Scoring, Average	18.7	Shareef Abdur-Rahim	1996-97
Total Rebounds	730	Pau Gasol	2001-02
Offensive Rebounds	238	Pau Gasol	2001-02
Defensive Rebounds	492	Pau Gasol	2001-02
Rebounds Average	8.9	Pau Gasol	2001-02
Total Assists	488	Ja Morant	2019-20
Assist Average	7.3	Ja Morant	2019-20
Total Steals	121	Shane Battier	2001-02
Steals Average	1.56	Mike Bibby	1998-99
Total Blocks	169	Pau Gasol	2001-02
Blocks Average	2.06	Pau Gasol	2001-02
Field Goal %	.530	Marc Gasol	2008-09
Field Goals Made	562	O.J. Mayo	2008-09
Field Goal Attempts	1,283	O.J. Mayo	2008-09
3-Pt Field Goal %	.432	Desmond Bane	2020-21
3-Pt Field Goals Made	156	Juan Carlos Navarro	2007-08
3-Pt Field Goal Attempts	432	Juan Carlos Navarro	2007-08
Free Throw %	.879	O.J. Mayo	2008-09
Free Throws Made	387	Shareef Abdur-Rahim	1996-97
Free Throw Attempts	519	Shareef Abdur-Rahim	1996-97
Games Played	82	(5) Dillon Brooks *	2017-18
Games Started	82	O.J. Mayo	2008-09
Minutes Played	3,120	O.J. Mayo	2008-09

SINGLE GAME		PLAYER	DATE / OPPONENT
Most Points	37	Shareef Abdur-Rahim	1/11/97 vs SAC
Most Rebounds	18	Bryant Reeves	3/15/96 vs ORL
Most Assists	14	(2) Ja Morant *	2/29/20 vs LAL
Most Steals	6	Andrew Harrison	11/11/16 @ MIN
Most Blocks	7	(4) Jaren Jackson Jr. *	11/25/18 vs NYK
Most 3-Pointers Made	8	(2) Jevon Carter *	4/10/19 vs GSW

MISCELLANEOUS INDIVIDUAL RECORDS

MOST CONSECUTIVE		PLAYER	DATES
Games played	228	Shareef Abdur-Rahim	4/6/97 to 11/16/00
Games started	228	Shareef Abdur-Rahim	4/6/97 to 11/16/00
Grizzlies points scored, one game *	22	Shareef Abdur-Rahim	12/1/00 (over a 12:32 span)
Field goals made	15	Marc Gasol	11/14/09 (8/8) to 11/18/09 (first 7 att.)
Field goals made, one game	12	Tony Allen	3/22/16 at LAL
3-Point field goals made	9	Mike Bibby	1/7/00 (last 3 att.) to 1/10/00 (6/6)
	9	Mike Miller	12/7/04 (4/4), 12/8/04 (2/2) to 12/10/04 (first 3 att.)
Free throws made	40	Jeff Green	11/11/15 to 11/29/15

No Note Shareef Abdur-Rahim scored all 20 Grizzlies points in the 4th quarter vs. Indiana on 12/1/00.

MOST CONSECUTIVE APPEARANCES WITH...		PLAYER	DATES
At least one point, current	476	Pau Gasol	11/1/01 to 1/28/08
Double-double	16	Jonas Valanciunas	3/19/21 to 4/14/21
10+ points	110	Shareef Abdur-Rahim	2/24/00 to 4/18/01
20+ points	22	Ja Morant	1/17/22 to 3/11/22
30+ points	7	Ja Morant	1/19/22 to 1/31/22
10+ rebounds	23	Jonas Valanciunas	3/2/21 to 4/14/21
10+ assists	4	(5) Ja Morant *	1/25/23 to 2/1/23
1+ 3PM	37	Desmond Bane	2/10/22 to 12/23/22
Double-double	16	Jonas Valanciunas	3/19/21 to 4/14/21

* Most recent occurrence

ALL-TIME INDIVIDUAL RECORDS



MISCELLANEOUS INDIVIDUAL RECORDS

		PLAYER	DATES
Most points	- 2 consecutive games	98 Ja Morant	2/26/22 to 2/28/22
	- 3 consecutive games	136 Ja Morant	2/26/22 to 3/3/22
	- 5 consecutive games	200 Ja Morant	2/16/22 to 3/3/22
	- 10 consecutive games	337 Ja Morant	2/5/22 to 3/5/22
Most rebounds	- 2 consecutive games	44 (2) Steven Adams *	12/31/22 to 1/1/23
	- 3 consecutive games	61 Steven Adams	12/29/22 to 1/1/23
	- 5 consecutive games	91 Zach Randolph	12/18/09 to 12/28/09
	- 10 consecutive games	157 Jonas Valanciunas	2/9/20 to 3/4/20
Most assists	- 2 consecutive games	34 Mike Bibby	1/12/01 to 1/13/01
	- 3 consecutive games	43 Mike Bibby	1/9/01 to 1/13/01
	- 5 consecutive games	64 Mike Bibby	(2) 1/7/01 to 1/15/01
		64 Jason Williams	3/19/03 to 3/26/03
	- 10 consecutive games	114 (2) Jason Williams *	3/8/03 to 3/24/03

SPECIAL ACHIEVEMENTS

TRIPLE DOUBLES	DATE	OPPONENT	THE NUMBERS
Blue Edwards	3/1/96	DAL	15 points, 13 rebounds, 11 assists
Shareef Abdur-Rahim	4/19/97	@ PHO	26 points, 10 rebounds, 10 assists
Mike Bibby	4/2/00	DAL	14 points, 11 rebounds, 11 assists
Mike Miller	1/10/06	SAC	21 points, 10 rebounds, 10 assists
Pau Gasol	3/8/06	@ SEA	21 points, 12 rebounds, 12 assists
Pau Gasol	1/24/07	@ UTA	17 points, 13 rebounds, 12 assists
Marc Gasol	11/20/15	HOU	16 points, 11 rebounds, 11 assists
Matt Barnes	3/11/16	NOP	26 points, 11 rebounds, 10 assists
Zach Randolph	3/19/16	LAC	28 points, 11 rebounds, 10 assists
Marc Gasol	12/5/16	@ NOP	28 points, 11 rebounds, 10 assists
Marc Gasol	3/16/17	@ ATL	18 points, 10 rebounds, 10 assists
Marc Gasol	1/26/18	LAC	13 points, 12 rebounds, 10 assists
Kyle Anderson	1/4/19	BKN	11 points, 11 rebounds, 10 assists
Marc Gasol	1/23/19	CHA	22 points, 17 rebounds, 10 assists
DeJon Wright	4/5/19	@ DAL	26 points, 10 rebounds, 14 assists
DeJon Wright	4/7/19	DAL	20 points, 13 rebounds, 12 assists
DeJon Wright	4/10/19	GSW	13 points, 11 rebounds, 11 assists
Ja Morant	2/9/20	@ WAS	26 points, 10 rebounds, 10 assists
Jonas Valanciunas	8/13/20	MIL	26 points, 19 rebounds, 12 assists
Ja Morant	8/13/20	MIL	12 points, 13 rebounds, 10 assists
Ja Morant	2/17/21	OKC	15 points, 11 rebounds, 12 assists
Ja Morant	1/28/22	UTA	30 points, 10 rebounds, 10 assists
John Konchar	4/10/22	BOS	17 points, 13 rebounds, 10 assists
Ja Morant	11/27/22	@ NYK	27 points, 10 rebounds, 14 assists
Ja Morant	12/7/22	OKC	26 points, 13 rebounds, 11 assists
Ja Morant	12/15/22	MIL	25 points, 10 rebounds, 10 assists
Ja Morant	1/27/23	@ MIN	27 points, 10 rebounds, 11 assists
Ja Morant	1/29/23	IND	27 points, 10 rebounds, 15 assists
Ja Morant	2/28/23	LAL	39 points, 10 rebounds, 10 assists
Tyus Jones	3/17/23	@ SAS	20 points, 10 rebounds, 10 assists
Ja Morant	4/2/23	@ CHI	17 points, 10 rebounds, 10 assists

PLAYER	4-POINT PLAYS	MOST RECENT
Mike Conley	7	3/5/19 vs POR
Dillon Brooks	7	4/4/21 @ PHI
Jaren Jackson Jr.	5	1/5/23 @ ORL
Shane Battier	3	11/10/03 vs LAL
Jaë Crowder	3	12/7/19 @ UTA
Troy Daniels	3	2/8/17 vs PHO
Mike Miller	2	12/14/07 vs LAC
Greg Anthony	1	3/8/96 vs IND
Byron Scott	1	3/15/96 vs ORL
Anthony Peeler	1	11/3/96 vs GSW
Dennis Scott	1	12/13/99 vs SAC
Will Solomon	1	1/19/02 vs ORL
Wesley Person	1	12/20/02 vs MIL
Pau Gasol	1	1/11/05 vs IND
Bobby Jackson	1	2/4/06 @ MIL
Quincy Pondexter	1	3/1/13 @ MIA
Tyreke Evans	1	12/8/17 vs TOR
Mario Chalmers	1	4/11/18 @ OKC
Justin Holiday	1	3/22/19 @ ORL
Kyle Anderson	1	3/20/21 vs GSW
De'Anthony Melton	1	1/6/22 vs DET
Brandon Clarke	1	1/14/22 vs DAL
TOTAL	45	

INTRO
PLAYERS
EXECUTIVE
BASKETBALL OPS
BUSINESS OPS
MEDIA
COMMUNITY
HISTORY
PLAYOFFS
REVIEW
OPPONENTS
NBA
FEDERFORUM
AT A GLANCE



ALL-TIME ROSTER

GRIZZLIES ALL-TIME ROSTER

Player	Seasons	Gm	Gs	Player	Seasons	Gm	Gs
Abdul-Rauf, Mahmoud	2000-01	41	0	Ekezie, Obinna	1999-00	39	0
Abdur-Rahim, Shareef	1996-97 to 2000-01	375	366	Ellington, Wayne	2012-13	40	4
Adams, Jordan	2014-15 to 2015-16	32	0	Emmett, Andre	2004-05	8	0
Adams, Steven	2021-22 to 2022-23	109	20	Ennis III, James	2015-16, 2016-17 to 2017-18	119	42
Adama, Santi	2021-22	32	0	Evans, Tyreke	2017-18	52	32
Allen, Grayson	2019-20 to 2020-21	88	38	Farmer, Jordan	2015-16	12	10
Allen, Tony	2010-11 to 2016-17	462	359	Fontaine, Isaac	2001-02	6	0
Amaya, Ashraf	1995-96	54	34	Fotsis, Antonis	2001-02	28	1
Andersen, Chris	2015-16	20	14	Foyle, Adonal	2008-09	1	0
Anderson, Kyle	2018-19 to 2021-22	248	148	Francis, Steve*	2008-09	0	0
Anderson, Nick	2001-02	15	0	Franklin, Jamaal	2013-14	21	0
Anthony, Greg	1995-96 to 1996-97	134	112	Frazier, Tim	2020-21	5	0
Archibald, Robert	2002-03	12	0	Gasol, Marc	2008-09 to 2018-19	769	762
Arenas, Gilbert	2011-12	17	0	Gasol, Pau	2001-02 to 2007-08	476	470
Arthur, Darrell	2008-09 to 2012-13	247	77	Gattison, Kenny	1995-96	25	14
Atkins, Chucky	2005-06 to 2006-07	118	62	Gay, Rudy	2006-07 to 2012-13	479	443
Austin, Isaac	2000-01 to 2001-02	73	24	Gilder, Trey	2009-10	2	0
Avent, Anthony	1995-96	71	32	Gill, Eddie	2001-02	23	5
Baldwin IV, Wade	2016-17	33	1	Gilyard, Jacob	2022-23	1	0
Bane, Desmond	2020-21 to 2022-23	202	151	Gricek, Gordon	2002-03	49	35
Barnes, Matt	2015-16	76	45	Gooden, Drew	2002-03	51	29
Batiste, Mike	2002-03	75	2	Green, Danny	2022-23	3	0
Battier, Shane	2001-02 to 2005-06, 2010-11	419	279	Green, JaMychal	2014-15 to 2018-19	230	145
Bayless, Jerryd	2012-13 to 2013-14	111	9	Green, Jeff	2014-15 to 2015-16	98	68
Bell, Jordan	2019-20	2	0	Greene Donte*	2012-13	0	0
Bell, Troy	2003-04	6	0	Guduric, Marko	2019-20	44	0
Benjamin, Benoit	1995-96	13	13	Haddadi, Hamed	2008-09 to 2012-13	134	0
Bibby, Mike	1998-99 to 2000-01	214	214	Hairston, P.J.	2015-16	18	9
Bradley, Avery	2018-19	14	14	Hannahs, Dusty	2018-19 to 2019-20	4	0
Brewer, Ronnie	2009-10	5	0	Harrington, Junior	2006-07	29	8
Brooks, Dillon	2017-18 to 2022-23	345	318	Harrington, Othella	1999-00 to 2000-01	126	122
Brooks, MarShon	2017-18 to 2018-19	36	1	Harrison, Andrew	2016-17 to 2018-19	129	64
Brown, Andre	2007-08	33	1	Harrison, Shaquille*	2021-22	0	0
Brown, Kwame	2007-08	15	1	Harvey, Antonio	1995-96	18	6
Brown, Marcus*	1997-98	0	0	Henry, Myke	2017-18	20	0
Buchanan, Shaq	2021-22	2	0	Henry, Xavier	2010-11	38	16
Buckner, Greg	2008-09	63	0	Henderson, J.R.	1998-99	30	0
Buford, Rodney	2001-02	63	21	Herrera, Carl	1998-99	4	0
Burks, Antonio	2004-05 to 2005-06	81	1	Hill, Solomon	2019-20	48	3
Caboclo, Bruno	2018-19 to 2019-20	56	19	Holiday, Justin	2018-19	44	39
Calathes, Nick	2013-14 to 2014-15	129	7	Hollins, Ryan	2015-16	32	9
Cardinal, Brian	2004-05 to 2007-08	159	18	Hudson, Lester	2009-10, 2011-12	12	0
Carney, Rodney	2010-11	2	0	Humphrey, Ryan	2003-04 to 2004-05	50	0
Carr, Antoine	1999-00	21	0	Hunter, Steven	2009-10	21	0
Carroll, DeMarre	2009-10 to 2010-11	78	1	Hunter, Vince	2017-18	4	0
Carter, Jevon	2018-19	39	3	Hurley, Bobby	1997-98	27	0
Carter, Vince	2014-15 to 2015-16	126	4	Iguodala, Andre*	2019-20	0	0
Casspi, Omri	2018-19	36	0	Iverson, Allen	2009-10	3	0
Chalmers, Mario	2015-16, 2017-18	121	17	Jackson, Bobby	2005-06	71	15
Chandler, Kennedy	2022-23	36	0	Jackson, Josh	2019-20	22	0
Chilcutt, Pete	1996-97 to 1998-99	182	1	Jackson Jr., Jaren	2018-19 to 2022-23	267	258
Clarke, Brandon	2019-20 to 2022-23	237	29	Jacobsen, Casey	2007-08	53	0
Collins, Jason	2007-08	31	3	Jaric, Marko	2008-09 to 2009-10	53	0
Conley, Mike	2007-08 to 2018-19	788	758	Jeffries, DaQuan	2021-22	3	0
Conroy, Will	2006-07	3	0	Johnson, Alexander	2006-07	59	19
Cotton, Bryce	2015-16	5	0	Johnson, Brice	2017-18	9	0
Crittendon, Javaris	2007-08 to 2008-09	35	0	Johnson, Chris	2012-13	8	0
Crowder, Jae	2019-20	45	45	Johnson, James	2013-14	52	4
Culver, Jarrett	2021-22	37	0	Johnson, Omari	2017-18	4	0
Cunningham, Dante	2011-12	64	5	Jones, Bobby	2007-08	9	2
Curry, Seth	2013-14	1	0	Jones, Dahntay	2003-04 to 2006-07	221	36
Daniels, Antonio	1997-98	74	50	Jones, Eddie	2005-06 to 2006-07	104	89
Daniels, Troy	2016-17	67	3	Jones, Tyus	2019-20 to 2022-23	288	60
Davis, DeYonta	2016-17 to 2017-18	98	6	Kennard, Luke	2022-23	24	3
Davis, Ed	2012-13 to 2013-14	99	8	King, Chris	1995-96	80	66
Davis, Josh	2011-12	15	0	Kinsey, Tarence	2006-07 to 2007-08	59	12
Daye, Austin	2012-13	31	0	Knight, Brevin	2001-02 to 2002-03	108	15
Dehere, Terry	1998-99	22	0	Konchar, John	2019-20 to 2022-23	206	30
Dickerson, Michael	1999-00 to 2002-03	162	156	Koufos, Kosta	2013-14 to 2014-15	161	25
Dieng, Gorgui	2019-20 to 2020-21	39	1	LaRavia, Jake	2022-23	35	0
Doelling, Keyon	2012-13	7	0	Law, Acie	2010-11	11	0
Dorsey, Tyler	2018-19	21	11	Leckner, Eric	1996-97	19	1
Douglas, Toney	2016-17	24	0	Lee, Courtney	2013-14 to 2015-16	177	158
Edwards, Blue	1995-96 to 1997-98	224	114	Leuer, Jon	2012-13 to 2014-15	131	6
Edwards, Doug	1995-96	31	0	Lofton Jr., Kenneth	2022-23	24	1
Edwards, Kevin	2000-01	46	5	Long, Grant	1999-00 to 2001-02	174	84



GRIZZLIES ALL-TIME ROSTER (CONTINUED)

Player	Seasons	Gm	Gs	Player	Seasons	Gm	Gs
Lopez, Felipe	1998-99 to 1999-00	112	32	Skinner, Brian	2011-12	1	0
Lowry, Kyle	2006-07 to 2008-09	141	30	Smith, Ish	2010-11	15	0
Lucas, Kalin	2014-15	1	0	Smith, Michael	1997-98 to 1998-99	78	39
Lynch, George	1996-97 to 1997-98	123	27	Smith, Russ	2014-15 to 2015-16	21	0
Mack, Sam	1997-98 to 1998-99	76	69	Smith, Theron	2003-04	20	0
Mack, Shelvin	2018-19	53	3	Sneed, Xavier	2021-22	2	0
Manning, Rich	1995-96 to 1996-97	45	1	Solomon, Will	2001-02	62	4
Martin, Cuonzo	1995-96	4	0	Speights, Marreese	2011-12	60	54
Martin, Darrick	1995-96	24	0	Stephens, D.J.	2018-19	1	0
Martin, Jarell	2015-16 to 2017-18	142	39	Stephens, Joe	1999-00	13	0
Massenburg, Tony	1997-98 to 1998-99;			Stephenson, Lance	2015-16	26	3
	2000-01 to 2001-02	229	99	Stepheson, Alex	2015-16	4	0
Mathias, Dakota	2021-22	6	0	Stokes, Jamell	2014-15 to 2015-16, 2018-19*	21	2
Mayberry, Lee	1996-97 to 1998-99	168	70	Stoudamire, Damon	2005-06 to 2007-08	118	107
Mayo, O.J.	2008-09 to 2011-12	301	181	Strickland, Erick	2000-01	22	0
McCallum, Ray	2015-16	10	3	Swift, Stromile	2000-01 to 2004-05;	441	92
McDermott, Sean	2020-21	18	0		2006-07 to 2007-08		
McKie, Aaron*	2007-08	0	0	Teague, Marquis	2017-18	3	0
McLemore, Ben	2017-18	56	17	Temple, Garrett	2018-19	49	49
Melton, De'Anthony	2019-20 to 2021-22	1185	24	Terry, Tyrell	2021-22	2	0
Merrill, Sam	2021-22	6	0	Teske, Jon	2021-22	3	0
Mihm, Chris*	2008-09	0	0	Thabeet, Hasheem	2009-10 to 2010-11	113	13
Miles, C.J.	2018-19	13	0	Thomas, John	2005-06	3	0
Miles, Darius	2008-09	34	0	Thomas, Tyrus	2014-15	2	0
Milicic, Darko	2007-08 to 2008-09	131	79	Thorpe, Otis	1997-98	47	46
Miller, Mike	2002-03 to 2007-08, 2013-14	453	281	Tillie, Killian	2020-21 to 2021-22	54	4
Mobley, Eric	1995-96 to 1996-97	62	9	Tillman Sr., Xavier	2020-21 to 2022-23	173	43
Morant, Ja	2019-20 to 2022-23	248	246	Tinsley, Jamaal	2009-10	38	1
Morris, Darius	2013-14	5	0	Tolliver, Anthony	2019-20	13	4
Moten, Lawrence	1995-96 to 1996-97	111	21	Trybanski, Cezary	2002-03	15	0
Muller, Dan*	1998-99	0	0	Tsakalidis, Jake	2003-04 to 2006-07	145	55
Munford, Xavier	2015-16	14	0	Turner, Jeff*	1995-96	0	0
Murdock, Eric	1995-96	64	14	Udrih, Beno	2013-14 to 2015-16	97	12
Navarro, Juan Carlos	2007-08	82	30	Uthoff, Jarrod	2019-20	4	0
N'diaye, Makhtar	1998-99	4	0	Valanciunas, Jonas	2018-19 to 2020-21	151	148
Newbill, Ivano	1997-98	28	2	Vasquez, Greivis	2010-11	70	1
Noah, Joakim	2018-19	42	1	Walters, Dion*	2019-20	0	0
Norris, Moochie	1996-97	8	0	Walker, Antoine*	2008-09	0	0
Outlaw, Bo	2003-04	82	1	Warrick, Hakim	2005-06 to 2008-09	307	82
Owens, Chris	2002-03	1	0	Washburn, Julian	2018-19	18	3
Padgett, Scott	2006-07	7	0	Watanabe, Yuta	2019-20	33	0
Palacio, Milt	1999-00	53	0	Watson, Earl	2002-03 to 2004-05	240	30
Pargo, Jeremy	2011-12	44	5	Weber, Briante	2015-16, 2017-18	11	4
Parks, Cherokee	1998-99 to 1999-00	104	55	Wells, Bonzi	2003-04 to 2004-05	128	36
Parsons, Chandler	2016-17 to 2018-19	95	45	West, Doug	1997-98 to 2000-01	67	8
Peeler, Anthony	1996-97 to 1997-98	80	65	Wheat, DeJuan	1998-99	46	0
Perry, Elliot	2001-02	2	0	Whiteside, Hassan *	2014-15	0	0
Person, Wesley	2002-03 to 2003-04	82	44	Wilkins, Gerald	1995-96	28	14
Pittman, Dexter	2012-13	7	0	Wilks, Mike*	2008-09	0	0
Pondexter, Quincy	2011-12 to 2014-15	168	13	Williams, Aaron	1996-97	32	1
Pons, Yves	2021-22	12	0	Williams, Elliot	2015-16	5	0
Porter, Jontay	2019-20 to 2020-21	11	0	Williams, Jason	2001-02 to 2004-05, 2010-11	295	277
Posey, James	2003-04 to 2004-05	132	100	Williams, Marcus	2009-10	62	1
Powe, Leon	2010-11	16	0	Williams, Troy	2016-17	24	13
Price, Brent	1999-00 to 2000-01	47	0	Williams Jr., Vince	2022-23	15	1
Prince, Tayshaun	2012-13 to 2014-15	139	121	Williams, Ziaire	2021-22 to 2022-23	99	35
Rabb, Ivan	2017-18 to 2018-19	85	18	Winslow, Justise	2019-20 to 2020-21	26	1
Randolph, Zach	2009-10 to 2016-17	551	446	Wright, Brandon	2015-16 to 2017-18	67	8
Rathan-Mayes, Xavier	2017-18	5	0	Wright, Delon	2018-19	26	11
Reed, Willie*	2012-13	0	0	Wright, Lorenzen	2001-02 to 2005-06	336	263
Reeves, Bryant	1995-96 to 2001-02	395	341	Wroten, Tony	2012-13	35	0
Rhodes, Rodrick	1998-99	10	1	Young, Sam	2009-10 to 2011-12	179	49
Richardson, Jeremy	2007-08	3	0	Zeller, Tyler	2018-19	4	1
Roberson, Anthony	2005-06	16	0				
Roberts, Lawrence	2005-06 to 2006-07	87	18				
Robinson, Chris	1996-97 to 1997-98	57	6				
Robinson, Larry	1997-98	6	0				
Roddy, David	2022-23	70	4				
Rogers, Roy	1996-97	82	50				
Ross, Quinton	2008-09	68	7				
Sasser, Jason	1998-99	6	0				
Scott, Byron	1995-96	80	0				
Scott, Dennis	1999-00	66	0				
Selby, Josh	2011-12	28	0				
Seiden, Wayne	2016-17 to 2018-19	81	14				
Simmons, Kobi	2017-18	32	12				

* Did not play a regular season game with the Grizzlies but was on the Grizzlies official roster for at least one game.

INTRO

PLAYERS

EXECUTIVE

BASKETBALL OPS

BUSINESS OPS

MEDIA

COMMUNITY

HISTORY

PLAYOFFS

REVIEW

OPPONENTS

NBA

FEDERATION

AT A GLANCE



ALL-TIME ROSTER

GRIZZLIES ALL-TIME ROSTER



Shareef Abdur-Rahim

Forward		1996-2001				5 Seasons				6-9		225		California										#3
G	MP	FG	FGA	3P	3PA	FT	FTA	ORB	TRB	AST	STL	BLK	TOV	PF	PTS	FG%	3P%	FT%	MPG	PPG	RPG	APG		
375	14237	2787	6011	80	274	2147	2680	950	3070	1081	416	374	1148	1019	7801	.464	.292	.801	38.0	20.8	8.2	2.9		



Mahmoud Abdul-Rauf

Guard		2000-01					1 Season				6-1				162				LSU					#1
G	MP	FG	FGA	3P	3PA	FT	FTA	ORB	TRB	AST	STL	BLK	TOV	PF	PTS	FG%	3P%	FT%	MPG	PPG	RPG	APG		
41	486	120	246	4	14	22	29	5	25	76	9	1	26	50	266	.488	.286	.759	11.9	6.5	0.6	1.9		



Jordan Adams

Guard		2014-16					2 Seasons				6-5				209		UCLA								#3
G	MP	FG	FGA	3P	3PA	FT	FTA	ORB	TRB	AST	STL	BLK	TOV	PF	PTS	FG%	3P%	FT%	MPG	PPG	RPG	APG			
32	263	37	92	10	26	17	28	9	30	19	19	7	16	26	101	.402	.385	.607	8.2	3.2	0.9	0.6			



Steven Adams

Pos Center		2021-23					2 Seasons				6-11				265		Pittsburgh								#4
G	MP	FG	FGA	3P	3PA	FT	FTA	ORB	TRB	AST	STL	BLK	TOV	PF	PTS	FG%	3P%	FT%	MPG	PPG	RPG	APG			
118	3132	367	647	0	2	155	328	563	1245	353	101	106	194	251	889	.567	.000	.473	26.5	7.5	10.6	3.0			



Santi Aldama

Forward		2021-23					2 Seasons				6-11				224		Loyola (MD)								#7
G	MP	FG	FGA	3P	3PA	FT	FTA	ORB	TRB	AST	STL	BLK	TOV	PF	PTS	FG%	3P%	FT%	MPG	PPG	RPG	APG			
109	2042	300	657	100	314	128	176	118	458	118	51	58	76	179	828	.457	.318	.727	18.7	7.6	4.2	1.1			



Tony Allen

Wing		2010-17					7 Seasons				6-4		213		Oklahoma State										#9
G	MP	FG	FGA	3P	3PA	FT	FTA	ORB	TRB	AST	STL	BLK	TOV	PF	PTS	FG%	3P%	FT%	MPG	PPG	RPG	APG			
462	11588	1663	3510	66	245	736	1059	741	1964	629	796	217	628	1154	4128	.474	.269	.695	25.1	8.9	4.3	1.4			



Grayson Allen

Guard		2019-21		2 Seasons		6-4		198		Duke		#3										
Season	G	GS	Min	FG	FGA	Pct	3fg	Att	Pct	FT	FTA	Pct	Off	Def	Total	Ast	PF	St	TO	Bl	Pts	Avg
88	1977	290	665	164	415	118	136	27	245	160	56	10	81	124	862	436	.395	.868	22.5	9.8	2.8	1.8

ALL-TIME ROSTER



Ashraf Amaya

Forward		1995-96					1 Season				6-8				230				Southern Illinois								#18
G	MP	FG	FGA	3P	3PA	FT	FTA	ORB	TRB	AST	STL	BLK	TOV	PF	PTS	FG%	3P%	FT%	MPG	PPG	RPG	APG					
54	1104	121	252	0	1	97	149	114	303	33	22	10	57	151	339	.480	.000	.651	20.4	6.3	5.6	0.6					



Chris Andersen

Center		2015-16				1 Season				6-10				245				Blinn College								#7
G	MP	FG	FGA	3P	3PA	FT	FTA	ORB	TRB	AST	STL	BLK	TOV	PF	PTS	FG%	3P%	FT%	MPG	PPG	RPG	APG				
20	366	34	62	2	9	22	32	33	89	9	14	10	7	25	92	.548	.222	.688	18.3	4.6	4.5	0.5				



Kyle Anderson

Forward		2018-22					4 Seasons				6-9				230				UCLA					#1
G	MP	FG	FGA	3P	3PA	FT	FTA	ORB	TRB	AST	STL	BLK	TOV	PF	PTS	FG%	3P%	FT%	MPG	PPG	RPG	APG		
248	5982	824	1734	163	489	300	431	227	1300	723	269	176	281	451	2111	.475	.333	.696	24.1	8.5	5.2	2.9		



Nick Anderson

Wing		2001-02					1 Season				6-6				205		Illinois								#25	
G	MP	FG	FGA	3P	3PA	FT	FTA	ORB	TRB	AST	STL	BLK	TOV	PF	PTS	FG%	3P%	FT%	MPG	PPG	RPG	APG				
15	219	21	76	13	48	5	9	1	33	14	6	6	14	17	60	.276	.271	.556	14.6	4.0	2.2	0.9				



Greg Anthony

Guard		1995-97					2 Seasons					6-0			176			UNLV					#2	
G	MP	FG	FGA	3P	3PA	FT	FTA	ORB	TRB	AST	STL	BLK	TOV	PF	PTS	FG%	3P%	FT%	MPG	PPG	RPG	APG		
134	3959	523	1288	178	509	359	475	54	358	883	245	15	289	259	1583	.406	.350	.756	29.5	11.8	2.7	6.6		



Robert Archibald

Center		2001-02				1 Season				6-11		250		Illinois										#21
G	MP	FG	FGA	3P	3PA	FT	FTA	ORB	TRB	AST	STL	BLK	TOV	PF	PTS	FG%	3P%	FT%	MPG	PPG	RPG	APG		
12	72	6	20	0	0	7	18	6	17	3	0	3	7	9	19	.300	-	.389	6.0	1.6	1.4	0.3		



Gilbert Arenas

Guard		2011-12				1 Season				6-4				191		Arizona								#10	
G	MP	FG	FGA	3P	3PA	FT	FTA	ORB	TRB	AST	STL	BLK	TOV	PF	PTS	FG%	3P%	FT%	MPG	PPG	RPG	APG			
17	211	26	64	13	39	7	10	2	18	18	11	1	12	35	72	.406	.333	.700	12.4	4.2	1.1	1.1			

INFO

PLAYERS

EXECUTIVE

BASKETBALL OPS

BUSINESS OPS

MEDIA

COMMUNITY

HISTORY

PLAYOFFS

REVIEW

OPPONENTS

NBA

FEDERATION

AT A GLANCE



ALL-TIME ROSTER



Darrell Arthur

Forward		2008-13					4 Seasons				6-9		235		Kansas					#00		
G	MP	FG	FGA	3P	3PA	FT	FTA	ORB	TRB	AST	STL	BLK	TOV	PF	PTS	FG%	3P%	FT%	MPG	PPG	RPG	APG
247	4500	726	155	5	27	199	270	328	967	144	142	162	200	620	1656	.464	.185	.737	18.2	6.7	3.9	0.6



Chuckie Atkins

Guard		2005-07					2 Seasons				5-11			160			South Florida							#32 / 3	
G	MP	FG	FGA	3P	3PA	FT	FTA	ORB	TRB	AST	STL	BLK	TOV	PF	PTS	FG%	3P%	FT%	MPG	PPG	RPG	APG			
118	3225	470	1114	180	488	359	443	29	214	475	79	6	184	230	1479	.422	.369	.810	27.3	12.5	1.8	4.0			



Isaac Austin

Center		2000-02					2 Seasons				6-10		255			Arizona State								#9
G	MP	FG	FGA	3P	3PA	FT	FTA	ORB	TRB	AST	STL	BLK	TOV	PF	PTS	FG%	3P%	FT%	MPG	PPG	RPG	APG		
73	1152	132	362	6	27	32	44	61	293	71	29	28	65	130	302	.365	.222	.727	15.8	4.1	4.0	1.0		



Anthony Avent

Forward		1995-96					1 Season				6-9			235			Seton Hall							#34
G	MP	FG	FGA	3P	3PA	FT	FTA	ORB	TRB	AST	STL	BLK	TOV	PF	PTS	FG%	3P%	FT%	MPG	PPG	RPG	APG		
73	1152	132	362	6	27	32	44	61	293	71	29	28	65	130	302	.365	.222	.727	15.8	4.1	4.0	1.0		



Wade Baldwin IV

Guard		2016-17					1 Season				6-4				200				Vanderbilt				#4			
G	MP	FG	FGA	3P	3PA	FT	FTA	ORB	TRB	AST	STL	BLK	TOV	PF	PTS	FG%	3P%	FT%	MPG	PPG	RPG	APG				
33	405	36	115	3	22	31	37	11	46	61	18	7	39	40	106	.313	.136	.838	12.3	3.2	1.4	1.8				



Desmond Bane

Wing		2020-23					3 Seasons				6-6		215		TCU					#22			
G	MP	FG	FGA	3P	3PA	FT	FTA	ORB	TRB	AST	STL	BLK	TOV	PF	PTS	FG%	3P%	FT%	MPG	PPG	RPG	APG	
202	5626	1192	2539	511	1201	361	409	120	835	580	189	67	296	471	3256	.469	.425	.883	27.9	16.1	4.1	2.9	



Matt Barnes

Forward		2015-16					1 Season				6-7				226			UCLA							#22
G	MP	FG	FGA	3P	3PA	FT	FTA	ORB	TRB	AST	STL	BLK	TOV	PF	PTS	FG%	3P%	FT%	MPG	PPG	RPG	APG			
76	2190	264	693	119	370	111	138	84	420	163	78	57	121	234	758	.381	.322	.804	28.8	10.0	5.5	2.1			

ALL-TIME ROSTER



Mike Batiste

Forward		2002-03				1 Season				6-8		225		Arizona State								#24	
G	MP	FG	FGA	3P	3PA	FT	FTA	ORB	TRB	AST	STL	BLK	TOV	PF	PTS	FG%	3P%	FT%	MPG	PPG	RPG	APG	
75	1248	197	467	18	81	69	88	82	257	52	42	16	69	120	481	.422	.222	.784	16.6	6.4	3.4	0.7	



Shane Battier

Forward		2001-06, 2010-11					6 Seasons				6-8		220		Duke					#31				
G	MP	FG	FGA	3P	3PA	FT	FTA	ORB	TRB	AST	STL	BLK	TOV	PF	PTS	FG%	3P%	FT%	MPG	PPG	RPG	APG		
419	13339	1546	3408	403	1062	780	1045	764	2000	716	523	428	460	1064	4275	.454	.379	.746	31.8	10.2	4.8	1.7		



Jerry Bayless

Guard		2012-14			2 Seasons					6-3			200		Arizona							#31
G	MP	FG	FGA	3P	3PA	FT	FTA	ORB	TRB	AST	STL	BLK	TOV	PF	PTS	FG%	3P%	FT%	MPG	PPG	RPG	APG
111	2415	350	860	96	284	147	179	30	235	330	79	22	142	240	943	.407	.338	.821	21.8	8.5	2.1	3.0



Jordan Bell

Forward		2019-20					1 Season				6-8				216			Oregon								#2
G	MP	FG	FGA	3P	3PA	FT	FTA	ORB	TRB	AST	STL	BLK	TOV	PF	PTS	FG%	3P%	FT%	MPG	PPG	RPG	APG				
2	21	3	7	2	3	2	2	2	3	2	1	0	3	2	10	.429	.667	1.000	10.5	5.0	1.5	1.0				



Troy Bell

Guard		2003-04					1 Season				6-1		180		Boston College										#3
G	MP	FG	FGA	3P	3PA	FT	FTA	ORB	TRB	AST	STL	BLK	TOV	PF	PTS	FG%	3P%	FT%	MPG	PPG	RPG	APG			
6	34	4	18	0	4	3	3	3	4	4	1	0	6	6	11	.222	.000	1.000	5.7	1.8	0.7	0.7			



Benoit Benjamin

Center		1995-96				1 Season				7-0				250				Creighton				#00			
G	MP	FG	FGA	3P	3PA	FT	FTA	ORB	TRB	AST	STL	BLK	TOV	PF	PTS	FG%	3P%	FT%	MPG	PPG	RPG	APG			
13	404	71	161	0	0	39	56	31	103	16	10	15	34	40	181	.441	-	.696	31.1	13.9	7.9	1.2			



Mike Bibby

Guard		1998-2001			3 Seasons			6-1			190			Arizona			#10					
G	MP	FG	FGA	3P	3PA	FT	FTA	ORB	TRB	AST	STL	BLK	TOV	PF	PTS	FG%	3P%	FT%	MPG	PPG	RPG	APG
375	14237	2787	6011	80	274	2147	2680	950	3070	1081	416	374	1148	1019	7801	.464	.292	.801	38.0	20.8	8.2	2.9

INTRO

PLAYERS

EXECUTIVE

BASKETBALL OPS

BUSINESS OPS

MEDIA

COMMUNITY

HISTORY

PLAYOFFS

REVIEW

OPPONENTS

NBA

FEDERATION

AT A GLANCE



ALL-TIME ROSTER



Avery Bradley

Guard		2018-19					1 Season				6-3				180				Texas								#0
G	MP	FG	FGA	3P	3PA	FT	FTA	ORB	TRB	AST	STL	BLK	TOV	PF	PTS	FG%	3P%	FT%	MPG	PPG	RPG	APG					
14	442	87	188	28	73	23	25	8	44	56	14	0	28	34	225	.463	.384	.920	31.6	16.1	3.1	4.0					



Ronnie Brewer

Wing		2009-10					1 Season				6-7				220		Arkansas										#9
G	MP	FG	FGA	3P	3PA	FT	FTA	ORB	TRB	AST	STL	BLK	TOV	PF	PTS	FG%	3P%	FT%	MPG	PPG	RPG	APG					
5	80	3	13	0	0	4	5	1	7	3	6	0	2	0	10	.231	-	.800	16.0	2.0	1.4	0.6					



Dillon Brooks

Wing		2017-23					6 Seasons				6-7			220			Arkansas							#24
G	MP	FG	FGA	3P	3PA	FT	FTA	ORB	TRB	AST	STL	BLK	TOV	PF	PTS	FG%	3P%	FT%	MPG	PPG	RPG	APG		
345	9888	1875	4510	573	1675	679	854	253	1073	735	325	98	540	1143	5002	.416	.342	.795	28.7	14.5	3.1	2.1		



MarShon Brooks

Guard		2017-19					2 Seasons				6-5		200		Providence								#8
G	MP	FG	FGA	3P	3PA	FT	FTA	ORB	TRB	AST	STL	BLK	TOV	PF	PTS	FG%	3P%	FT%	MPG	PPG	RPG	APG	
36	580	127	271	34	86	43	56	20	66	50	20	7	37	39	331	.469	.395	.768	16.1	9.2	1.8	1.4	



Andre Brown

Forward		2007-08					1 Season				6-9				245			DePaul					#44	
G	MP	FG	FGA	3P	3PA	FT	FTA	ORB	TRB	AST	STL	BLK	TOV	PF	PTS	FG%	3P%	FT%	MPG	PPG	RPG	APG		
33	286	39	78	0	0	22	49	37	92	8	7	4	14	38	100	.500	-	.449	8.7	3.0	2.8	0.2		



Kwame Brown

Center		2007-08				1 Season				6-11				270				Glynn Academy (GA)								#54
G	MP	FG	FGA	3P	3PA	FT	FTA	ORB	TRB	AST	STL	BLK	TOV	PF	PTS	FG%	3P%	FT%	MPG	PPG	RPG	APG				
15	204	19	39	0	0	14	34	20	57	17	6	4	14	24	52	.487	-	.412	13.6	3.5	3.8	1.1				



Shaq Buchanan

Guard		2021-22				1 Season				6-3				190				Murray State								#6
G	MP	FG	FGA	3P	3PA	FT	FTA	ORB	TRB	AST	STL	BLK	TOV	PF	PTS	FG%	3P%	FT%	MPG	PPG	RPG	APG				
2	10	1	4	0	2	0	0	1	2	2	1	0	2	1	2	.250	.000	-	5.0	1.0	1.0	1.0				

ALL-TIME ROSTER



Greg Buckner

Wing		2008-09					1 Season				6-4		210		Clemson								#7
G	MP	FG	FGA	3P	3PA	FT	FTA	ORB	TRB	AST	STL	BLK	TOV	PF	PTS	FG%	3P%	FT%	MPG	PPG	RPG	APG	
63	878	61	159	13	51	20	25	32	130	57	29	8	38	108	155	.384	.255	.800	13.9	2.5	2.1	0.9	



Rodney Buford

Wing		2001-02					1 Season				6-5		189		Creighton								#32
G	MP	FG	FGA	3P	3PA	FT	FTA	ORB	TRB	AST	STL	BLK	TOV	PF	PTS	FG%	3P%	FT%	MPG	PPG	RPG	APG	
63	1769	258	593	17	70	58	80	52	272	71	42	12	63	110	591	.435	.243	.725	28.1	9.4	4.3	1.1	




Antonio Burks

Guard		2004-06					2 Seasons				6-1		200		Memphis								#1
G	MP	FG	FGA	3P	3PA	FT	FTA	ORB	TRB	AST	STL	BLK	TOV	PF	PTS	FG%	3P%	FT%	MPG	PPG	RPG	APG	
81	789	79	204	4	17	24	42	5	49	104	33	1	48	70	186	.387	.235	.571	9.7	2.3	0.6	1.3	



Bruno Caboclo

Forward		2018-20					2 Seasons				6-9		218		Pinheiros (Brazil)										#5
G	MP	FG	FGA	3P	3PA	FT	FTA	ORB	TRB	AST	STL	BLK	TOV	PF	PTS	FG%	3P%	FT%	MPG	PPG	RPG	APG			
56	992	124	294	52	155	44	53	59	202	60	24	45	45	104	344	.422	.335	.830	17.7	6.1	3.6	1.1			



Nick Calathes

Guard		2013-15					2 Seasons				6-6		213		Florida								#12	
G	MP	FG	FGA	3P	3PA	FT	FTA	ORB	TRB	AST	STL	BLK	TOV	PF	PTS	FG%	3P%	FT%	MPG	PPG	RPG	APG		
129	2011	246	558	30	104	68	117	42	243	353	129	13	162	217	590	.441	.288	.581	15.6	4.6	1.9	2.7		



Brian Cardinal

Forward		2004-08					4 Seasons				6-8		245		Purdue								#35
G	MP	FG	FGA	3P	3PA	FT	FTA	ORB	TRB	AST	STL	BLK	TOV	PF	PTS	FG%	3P%	FT%	MPG	PPG	RPG	APG	
159	2588	291	754	100	279	215	254	113	435	200	143	22	156	341	897	.386	.358	.846	16.3	5.6	2.7	1.3	



Rodney Carney

Forward		2010-11					1 Season				6-7				205			Memphis					#10	
G	MP	FG	FGA	3P	3PA	FT	FTA	ORB	TRB	AST	STL	BLK	TOV	PF	PTS	FG%	3P%	FT%	MPG	PPG	RPG	APG		
2	5	1	3	0	1	0	0	1	1	0	1	0	0	0	2	.333	.000	-	2.5	1.0	0.5	0.0		

INTRO

PLAYERS

EXECUTIVE

BASKETBALL OPS

BUSINESS OPS

MEDIA

COMMUNITY

HISTORY

PLAYOFFS

REVIEW

OPPONENTS

NBA

FEDERATION

AT A GLANCE



ALL-TIME ROSTER



Antoine Carr

Forward		1999-2000				1 Season				6-9				225		Wichita State								#55
G	MP	FG	FGA	3P	3PA	FT	FTA	ORB	TRB	AST	STL	BLK	TOV	PF	PTS	FG%	3P%	FT%	MPG	PPG	RPG	APG		
21	221	28	64	0	0	11	14	8	32	7	3	6	9	42	67	.438	-	.786	10.5	3.2	1.5	0.3		



DeMarre Carroll

Forward		2009-11				2 Seasons				6-8		213		Vanderbilt / Missouri										#1
G	MP	FG	FGA	3P	3PA	FT	FTA	ORB	TRB	AST	STL	BLK	TOV	PF	PTS	FG%	3P%	FT%	MPG	PPG	RPG	APG		
78	834	92	231	0	6	35	55	55	158	35	29	10	24	112	219	.398	.000	.636	10.7	2.8	2.0	0.4		



Jevon Carter

Guard		2018-19					1 Season				6-1		200		West Virginia										#3
G	MP	FG	FGA	3P	3PA	FT	FTA	ORB	TRB	AST	STL	BLK	TOV	PF	PTS	FG%	3P%	FT%	MPG	PPG	RPG	APG			
39	577	56	185	34	102	26	32	14	66	69	26	11	33	55	172	.303	.333	.813	14.8	4.4	1.7	1.8			



Vince Carter

Wing		2014-17					3 Seasons				6-6		220		UNC							#15
G	MP	FG	FGA	3P	3PA	FT	FTA	ORB	TRB	AST	STL	BLK	TOV	PF	PTS	FG%	3P%	FT%	MPG	PPG	RPG	APG
199	3895	461	1239	240	697	203	256	94	506	268	141	66	128	366	1365	.372	.344	.793	19.6	6.9	2.5	1.3



Omri Casspi

Forward		2018-19					1 Season				6-9		225		Maccabi Tel Aviv (Israel)										#18
G	MP	FG	FGA	3P	3PA	FT	FTA	ORB	TRB	AST	STL	BLK	TOV	PF	PTS	FG%	3P%	FT%	MPG	PPG	RPG	APG			
36	520	86	161	15	43	39	58	17	115	26	20	9	23	35	226	.534	.349	.672	14.4	6.3	3.2	0.7			



Mario Chalmers


Guard		2015-16, 2017-18 2 Seasons								6-2 190				Kansas								#6
G	MP	FG	FGA	3P	3PA	FT	FTA	ORB	TRB	AST	STL	BLK	TOV	PF	PTS	FG%	3P%	FT%	MPG	PPG	RPG	APG
121	2674	340	855	98	329	324	387	36	300	408	159	26	218	344	1102	.398	.298	.837	22.1	9.1	2.5	3.4



Kennedy Chandler

Guard		2022-23					1 Season				6-0				171				Tennessee								#1
G	MP	FG	FGA	3P	3PA	FT	FTA	ORB	TRB	AST	STL	BLK	TOV	PF	PTS	FG%	3P%	FT%	MPG	PPG	RPG	APG					
36	281	35	83	2	15	6	13	9	38	58	12	5	18	15	78	.422	.133	.462	7.8	2.2	1.1	1.6					

ALL-TIME ROSTER



Pete Chilcutt

Forward		1996-99					3 Seasons				6-10				230			UNC					#33 / 23 / 32			
G	MP	FG	FGA	3P	3PA	FT	FTA	ORB	TRB	AST	STL	BLK	TOV	PF	PTS	FG%	3P%	FT%	MPG	PPG	RPG	APG				
182	2779	291	696	105	267	66	98	173	579	181	101	66	118	262	753	.418	.393	.673	15.3	4.1	3.2	1.0				




Brandon Clarke

Forward		2019-23					4 Seasons					6-8				215				Gonzaga					#15			
G	MP	FG	FGA	3P	3PA	FT	FTA	ORB	TRB	AST	STL	BLK	TOV	PF	PTS	FG%	3P%	FT%	MPG	PPG	RPG	APG						
237	5051	1069	1770	49	169	347	492	416	1325	334	165	204	177	437	2534	.604	.290	.705	21.3	10.7	5.6	1.4						



Jason Collins

Center		2007-08					1 Season				7-0				255				Stanford				#34			
G	MP	FG	FGA	3P	3PA	FT	FTA	ORB	TRB	AST	STL	BLK	TOV	PF	PTS	FG%	3P%	FT%	MPG	PPG	RPG	APG				
31	488	30	59	0	1	20	38	29	89	6	12	17	25	84	80	.508	.000	.526	15.7	2.6	2.9	0.2				



Mike Conley

Guard		2007-19			12 Seasons					6-1		175		Ohio State										#11
G	MP	FG	FGA	3P	3PA	FT	FTA	ORB	TRB	AST	STL	BLK	TOV	PF	PTS	FG%	3P%	FT%	MPG	PPG	RPG	APG		
788	25700	4182	9484	1086	2894	2283	2788	340	2327	4509	1161	162	1586	1548	11733	.441	.375	.819	32.6	14.9	3.0	5.7		



Will Conroy

Guard		2006-07					1 Season				6-2				195				Washington					#5
G	MP	FG	FGA	3P	3PA	FT	FTA	ORB	TRB	AST	STL	BLK	TOV	PF	PTS	FG%	3P%	FT%	MPG	PPG	RPG	APG		
3	17	0	0	0	0	0	0	1	2	1	0	0	0	1	0	-	-	-	5.7	0.0	0.7	0.3		



Bryce Cotton

Guard		2015-16					1 Season				6-1				165				Providence					#8
G	MP	FG	FGA	3P	3PA	FT	FTA	ORB	TRB	AST	STL	BLK	TOV	PF	PTS	FG%	3P%	FT%	MPG	PPG	RPG	APG		
5	6	2	2	0	0	0	0	0	0	0	0	0	0	0	4	1.000	-	-	1.2	0.8	0.0	0.0		



Javaris Crittenton

Guard		2005-06					1 Season				6-5				200				Georgia Tech					#3
G	MP	FG	FGA	3P	3PA	FT	FTA	ORB	TRB	AST	STL	BLK	TOV	PF	PTS	FG%	3P%	FT%	MPG	PPG	RPG	APG		
35	552	79	195	9	35	58	87	24	95	38	13	2	36	40	225	.405	.257	.667	15.8	6.4	2.7	1.1		

INFO

PLAYERS

EXECUTIVE

BASKETBALL OPS

BUSINESS OPS

MEDIA

COMMUNITY

HISTORY

PLAYOFFS

REVIEW

OPPONENTS

NBA

FEDERATION

AT A GLANCE



ALL-TIME ROSTER



Jae Crowder

Forward		2019-20				1 Season				6-6				235				Marquette								#99
G	MP	FG	FGA	3P	3PA	FT	FTA	ORB	TRB	AST	STL	BLK	TOV	PF	PTS	FG%	3P%	FT%	MPG	PPG	RPG	APG				
45	1322	147	399	78	266	75	95	40	277	125	47	14	54	85	447	.368	.293	.789	29.4	9.9	6.2	2.8				



Jarrett Culver

Guard		2021-22				1 Season				6-6				195		Texas Tech										#23
G	MP	FG	FGA	3P	3PA	FT	FTA	ORB	TRB	AST	STL	BLK	TOV	PF	PTS	FG%	3P%	FT%	MPG	PPG	RPG	APG				
37	338	51	135	12	47	16	34	13	48	33	20	5	20	42	130	.378	.255	.471	9.1	3.5	1.3	0.9				



Dante Cunningham

Forward		2011-12				1 Season				6-8				230				Villanova								#44
G	MP	FG	FGA	3P	3PA	FT	FTA	ORB	TRB	AST	STL	BLK	TOV	PF	PTS	FG%	3P%	FT%	MPG	PPG	RPG	APG				
64	1124	144	279	0	2	45	69	91	246	37	42	34	29	98	333	.516	.000	.652	17.6	5.2	3.8	0.6				



Seth Curry

Guard		2013-14					1 Season				6-2				185	Liberty / Duke					#1	
G	MP	FG	FGA	3P	3PA	FT	FTA	ORB	TRB	AST	STL	BLK	TOV	PF	PTS	FG%	3P%	FT%	MPG	PPG	RPG	APG
1	4	0	0	0	0	0	0	0	0	0	0	0	0	0	0	-	-	-	4.0	0.0	0.0	0.0



Antonio Daniels

Guard		1997-98					1 Season				6-4		195	Bowling Green										#33
G	MP	FG	FGA	3P	3PA	FT	FTA	ORB	TRB	AST	STL	BLK	TOV	PF	PTS	FG%	3P%	FT%	MPG	PPG	RPG	APG		
74	1956	228	548	11	52	112	170	22	143	334	55	10	164	88	579	.416	.212	.659	26.4	7.8	1.9	4.5		



Troy Daniels

Guard		2016-17				1 Season				6-4		200		VCU								#30
G	MP	FG	FGA	3P	3PA	FT	FTA	ORB	TRB	AST	STL	BLK	TOV	PF	PTS	FG%	3P%	FT%	MPG	PPG	RPG	APG
67	1183	185	495	138	355	43	54	22	100	46	20	4	45	90	551	.374	.389	.796	17.7	8.2	1.5	0.7



Deyonta Davis

Center		2016-18					2 Seasons				6-11				237	Michigan State								#23 / 21
G	MP	FG	FGA	3P	3PA	FT	FTA	ORB	TRB	AST	STL	BLK	TOV	PF	PTS	FG%	3P%	FT%	MPG	PPG	RPG	APG		
98	1181	185	312	0	0	48	75	95	310	42	18	56	40	165	418	.593	-	.640	12.1	4.3	3.2	0.4		

ALL-TIME ROSTER



Ed Davis

Forward		2012-14					2 Seasons					6-9				218		UNC					#32				
G	MP	FG	FGA	3P	3PA	FT	FTA	ORB	TRB	AST	STL	BLK	TOV	PF	PTS	FG%	3P%	FT%	MPG	PPG	RPG	APG					
99	1500	229	433	0	0	84	154	149	420	35	30	90	58	194	542	.529	-	.545	15.2	5.5	4.2	0.4					



Josh Davis

Forward		2011-12					1 Season					6-8				235				Wyoming								#18	
G	MP	FG	FGA	3P	3PA	FT	FTA	ORB	TRB	AST	STL	BLK	TOV	PF	PTS	FG%	3P%	FT%	MPG	PPG	RPG	APG							
15	130	10	27	4	13	4	8	16	27	6	7	1	3	19	28	.370	.308	.500	8.7	1.9	1.8	0.4							



Austin Daye

Forward		2012-13					1 Season				6-11				220		Gonzaga										#5
G	MP	FG	FGA	3P	3PA	FT	FTA	ORB	TRB	AST	STL	BLK	TOV	PF	PTS	FG%	3P%	FT%	MPG	PPG	RPG	APG					
31	328	47	111	20	58	11	16	6	60	21	9	14	16	39	125	.423	.345	.688	10.6	4.0	1.9	0.7					



Terry Dehere

Guard		1998-99					1 Season				6-2				190		Seton Hall										#24
G	MP	FG	FGA	3P	3PA	FT	FTA	ORB	TRB	AST	STL	BLK	TOV	PF	PTS	FG%	3P%	FT%	MPG	PPG	RPG	APG					
22	271	27	74	15	34	5	7	5	22	26	5	3	14	28	74	.365	.441	.714	12.3	3.4	1.0	1.2					




Michael Dickerson

Guard		1999-2003					4 Seasons				6-5			190		Arizona										#8
G	MP	FG	FGA	3P	3PA	FT	FTA	ORB	TRB	AST	STL	BLK	TOV	PF	PTS	FG%	3P%	FT%	MPG	PPG	RPG	APG				
162	5932	1004	2362	217	553	485	605	152	526	458	186	74	341	461	2710	.425	.392	.802	36.6	16.7	3.2	2.8				



Gorgui Dieng

Center		2019-21					2 Seasons				6-10				252				Louisville								#14	
G	MP	FG	FGA	3P	3PA	FT	FTA	ORB	TRB	AST	STL	BLK	TOV	PF	PTS	FG%	3P%	FT%	MPG	PPG	RPG	APG						
39	689	98	195	31	80	69	85	46	196	44	31	31	38	73	296	.503	.388	.812	17.7	7.6	5.0	1.1						



Keyon Dooling

Guard		2012-13					1 Season				6-3			196		Missouri								#55	
G	MP	FG	FGA	3P	3PA	FT	FTA	ORB	TRB	AST	STL	BLK	TOV	PF	PTS	FG%	3P%	FT%	MPG	PPG	RPG	APG			
7	82	10	21	5	12	6	7	0	1	8	1	0	5	8	31	.476	.417	.857	11.7	4.4	0.1	1.1			

INFO

PLAYERS

EXECUTIVE

BASKETBALL OPS

BUSINESS OPS

MEDIA

COMMUNITY

HISTORY

PLAYOFFS

REVIEW

OPPONENTS

NBA

FEDERATION

AT A GLANCE



ALL-TIME ROSTER



Tyler Dorsey

Guard		2018-19				1 Season				6-5		183	Oregon										#22
G	MP	FG	FGA	3P	3PA	FT	FTA	ORB	TRB	AST	STL	BLK	TOV	PF	PTS	FG%	3P%	FT%	MPG	PPG	RPG	APG	
21	447	75	175	34	93	22	35	18	70	39	7	1	17	33	206	.429	.366	.629	21.3	9.8	3.3	1.9	



Toney Douglas

Guard		2016-17					1 Season				6-2		196	Auburn / Florida State										#16
G	MP	FG	FGA	3P	3PA	FT	FTA	ORB	TRB	AST	STL	BLK	TOV	PF	PTS	FG%	3P%	FT%	MPG	PPG	RPG	APG		
24	394	43	117	7	42	24	29	13	61	56	18	5	21	50	117	.368	.167	.828	16.4	4.9	2.5	2.3		



Blue Edwards

Wing		1995-98					3 Seasons				6-4		200	East Carolina										#30
G	MP	FG	FGA	3P	3PA	FT	FTA	ORB	TRB	AST	STL	BLK	TOV	PF	PTS	FG%	3P%	FT%	MPG	PPG	RPG	APG		
224	6180	909	2156	149	454	426	532	208	752	527	242	93	385	561	2393	.422	.328	.801	27.6	10.7	3.4	2.4		



Doug Edwards

Forward		1995-96				1 Season				6-7		220		Florida State										#32
G	MP	FG	FGA	3P	3PA	FT	FTA	ORB	TRB	AST	STL	BLK	TOV	PF	PTS	FG%	3P%	FT%	MPG	PPG	RPG	APG		
31	519	32	91	0	4	29	38	35	87	39	10	18	29	51	93	.352	.000	.763	16.7	3.0	2.8	1.3		



Kevin Edwards

Guard		2000-01				1 Season				6-3		190	DePaul								#21	
G	MP	FG	FGA	3P	3PA	FT	FTA	ORB	TRB	AST	STL	BLK	TOV	PF	PTS	FG%	3P%	FT%	MPG	PPG	RPG	APG
46	634	56	170	5	19	43	53	23	82	52	29	8	37	46	160	.329	.263	.811	13.8	3.5	1.8	1.1



Obinna Ekezie

Forward		1999-2000				1 Season				6-9				275	Maryland								#54
G	MP	FG	FGA	3P	3PA	FT	FTA	ORB	TRB	AST	STL	BLK	TOV	PF	PTS	FG%	3P%	FT%	MPG	PPG	RPG	APG	
39	351	41	88	0	0	43	64	34	92	8	9	4	26	61	125	.466	-	.672	9.0	3.2	2.4	0.2	



Wayne Ellington

Guard		2012-13					1 Season				6-4		207		UNC					#3		
G	MP	FG	FGA	3P	3PA	FT	FTA	ORB	TRB	AST	STL	BLK	TOV	PF	PTS	FG%	3P%	FT%	MPG	PPG	RPG	APG
40	676	81	199	41	97	15	16	5	52	42	16	1	24	38	218	.407	.423	.938	16.9	5.5	1.3	1.1

ALL-TIME ROSTER



Andre Emmett

Guard		2004-05					1 Season				6-5				230		Texas Tech										#14
G	MP	FG	FGA	3P	3PA	FT	FTA	ORB	TRB	AST	STL	BLK	TOV	PF	PTS	FG%	3P%	FT%	MPG	PPG	RPG	APG					
8	28	2	6	0	0	3	5	0	2	0	0	0	1	4	7	.333	-	.600	3.5	0.9	0.3	0.0					



James Ennis III

Forward		2015-18					3 Seasons				6-6		215		Cal State Long Beach										#8
G	MP	FG	FGA	3P	3PA	FT	FTA	ORB	TRB	AST	STL	BLK	TOV	PF	PTS	FG%	3P%	FT%	MPG	PPG	RPG	APG			
119	2594	258	556	83	229	156	193	126	423	115	82	33	99	247	755	.464	.362	.808	21.8	6.3	3.6	1.0			



Tyreke Evans

Guard		2017-18					1 Season				6-6			220			Memphis								#12	
G	MP	FG	FGA	3P	3PA	FT	FTA	ORB	TRB	AST	STL	BLK	TOV	PF	PTS	FG%	3P%	FT%	MPG	PPG	RPG	APG				
52	1607	366	809	114	286	164	209	44	265	269	57	17	117	96	1010	.452	.399	.785	30.9	19.4	5.1	5.2				



Jordan Farmar

Guard		2015-16					1 Season				6-2		180		UCLA										#4
G	MP	FG	FGA	3P	3PA	FT	FTA	ORB	TRB	AST	STL	BLK	TOV	PF	PTS	F6%	3P%	FT%	MPG	PPG	RPG	APG			
12	291	42	100	16	45	10	10	4	25	37	15	2	18	22	110	.420	.356	1.000	24.3	9.2	2.1	3.1			



Isaac Fontaine

Guard		2001-02				1 Season				6-4				210		Washington State										#21
G	MP	FG	FGA	3P	3PA	FT	FTA	ORB	TRB	AST	STL	BLK	TOV	PF	PTS	FG%	3P%	FT%	MPG	PPG	RPG	APG				
6	75	3	14	1	5	4	6	0	5	4	0	0	4	6	11	.214	.200	.667	12.5	1.8	0.8	0.7				



Antonis Fotsis

Forward		2001-02				1 Season				6-10		219		Panathinaikos (Greece)										#6
G	MP	FG	FGA	3P	3PA	FT	FTA	ORB	TRB	AST	STL	BLK	TOV	PF	PTS	FG%	3P%	FT%	MPG	PPG	RPG	APG		
28	320	42	104	7	23	17	20	25	62	10	9	11	21	22	108	.404	.304	.850	11.4	3.9	2.2	0.4		



Adonal Foyle

Center		2008-09					1 Season				6-10				250				Colgate				#3			
G	MP	FG	FGA	3P	3PA	FT	FTA	ORB	TRB	AST	STL	BLK	TOV	PF	PTS	FG%	3P%	FT%	MPG	PPG	RPG	APG				
1	3	0	0	0	0	0	0	0	0	0	0	0	0	1	0	-	-	-	3.0	0.0	0.0	0.0				

INFO

PLAYERS

EXECUTIVE

BASKETBALL OPS

BUSINESS OPS

MEDIA

COMMUNITY

HISTORY

PLAYOFFS

REVIEW

OPPONENTS

NBA

FEDERATION

AT A GLANCE



ALL-TIME ROSTER




Jamaal Franklin

Guard		2013-14					1 Season				6-5		191		San Diego State										#22
G	MP	FG	FGA	3P	3PA	FT	FTA	ORB	TRB	AST	STL	BLK	TOV	PF	PTS	FG%	3P%	FT%	MPG	PPG	RPG	APG			
21	161	16	39	5	11	2	2	4	23	6	4	2	11	23	39	.410	.455	1.000	7.7	1.9	1.1	0.3			



Tim Frazier

Guard		2020-21					1 Season				6-0		170		Penn State										#10
G	MP	FG	FGA	3P	3PA	FT	FTA	ORB	TRB	AST	STL	BLK	TOV	PF	PTS	FG%	3P%	FT%	MPG	PPG	RPG	APG			
5	62	3	20	0	8	2	6	0	8	16	2	1	4	7	8	.150	.000	.333	12.4	1.6	1.6	3.2			



Marc Gasol

Center		2008-19					11 Seasons				7-1		255		CB Girona (Spain)										#33
G	MP	FG	FGA	3P	3PA	FT	FTA	ORB	TRB	AST	STL	BLK	TOV	PF	PTS	FG%	3P%	FT%	MPG	PPG	RPG	APG			
769	25917	4341	8978	301	875	2701	3474	1318	5942	2639	708	1135	1607	2242	11684	.484	.344	.777	33.7	15.2	7.7	3.4			



Pau Gasol

Forward		2001-08					7 Seasons				7-0		220		FC Barcelona (Spain)										#16
G	MP	FG	FGA	3P	3PA	FT	FTA	ORB	TRB	AST	STL	BLK	TOV	PF	PTS	FG%	3P%	FT%	MPG	PPG	RPG	APG			
476	16904	3324	6533	17	74	2301	3152	1200	4096	1473	247	877	1238	1152	8966	.509	.230	.730	35.5	18.8	8.6	3.1			



Kenny Gattison

Forward		1995-96					1 Season				6-8		225		Old Dominion										#44
G	MP	FG	FGA	3P	3PA	FT	FTA	ORB	TRB	AST	STL	BLK	TOV	PF	PTS	FG%	3P%	FT%	MPG	PPG	RPG	APG			
25	570	91	190	0	0	47	78	35	114	14	10	11	40	75	229	.479	-	.603	22.8	9.2	4.6	0.6			



Rudy Gay


Forward		2006-13					7 Seasons				6-8		230		UConn										#22
G	MP	FG	FGA	3P	3PA	FT	FTA	ORB	TRB	AST	STL	BLK	TOV	PF	PTS	FG%	3P%	FT%	MPG	PPG	RPG	APG			
479	17338	3293	7289	488	1420	1488	1929	725	2758	954	640	420	1102	1200	8562	.452	.344	.771	36.2	17.9	5.8	2.0			



Trey Gilder

Forward		2009-10					1 Season				6-9		185		McNeese State / Northwestern State										#2
G	MP	FG	FGA	3P	3PA	FT	FTA	ORB	TRB	AST	STL	BLK	TOV	PF	PTS	FG%	3P%	FT%	MPG	PPG	RPG	APG			
23	384	39	92	7	22	31	39	7	28	49	11	3	34	38	116	.424	.318	.795	16.7	5.0	1.2	2.1			

ALL-TIME ROSTER



Eddie Gill

Guard		2001-02					1 Season				6-0				190				Weber State								#7
G	MP	FG	FGA	3P	3PA	FT	FTA	ORB	TRB	AST	STL	BLK	TOV	PF	PTS	FG%	3P%	FT%	MPG	PPG	RPG	APG					
23	384	39	92	7	22	31	39	7	28	49	11	3	34	38	116	.424	.318	.795	16.7	5.0	1.2	2.1					



Jacob Gilyard

Guard		2022-23					1 Season				5-9				160		Richmond							#0
G	MP	FG	FGA	3P	3PA	FT	FTA	ORB	TRB	AST	STL	BLK	TOV	PF	PTS	FG%	3P%	FT%	MPG	PPG	RPG	APG		
1	41	1	3	1	3	0	0	0	4	7	3	0	2	3	3	.333	.333		41.0	3.0	4.0	7.0		



Gordan Giriček

Wing		2002-03					1 Season				6-6		210		KK Cibona (Croatia)										#10
G	MP	FG	FGA	3P	3PA	FT	FTA	ORB	TRB	AST	STL	BLK	TOV	PF	PTS	FG%	3P%	FT%	MPG	PPG	RPG	APG			
49	1187	207	478	46	130	88	107	18	108	70	22	6	94	104	548	.433	.354	.822	24.2	11.2	2.2	1.4			



Drew Gooden

Forward		2002-03					1 Season				6-10				250				Kansas								#0
G	MP	FG	FGA	3P	3PA	FT	FTA	ORB	TRB	AST	STL	BLK	TOV	PF	PTS	FG%	3P%	FT%	MPG	PPG	RPG	APG					
51	1329	255	576	14	46	92	132	105	295	63	38	22	105	121	616	.443	.304	.697	26.1	12.1	5.8	1.2					



Danny Green

Wing		2022-23					1 Season				6-6		215		UNC					#14		
G	MP	FG	FGA	3P	3PA	FT	FTA	ORB	TRB	AST	STL	BLK	TOV	PF	PTS	FG%	3P%	FT%	MPG	PPG	RPG	APG
3	43	3	11	3	8	0	0	1	4	2	1	0	3	6	9	.273	.375	-	14.3	3.0	1.3	0.7



JaMychal Green

Forward		2014-19					5 Seasons				6-9		227		Alabama										#0
G	MP	FG	FGA	3P	3PA	FT	FTA	ORB	TRB	AST	STL	BLK	TOV	PF	PTS	FG%	3P%	FT%	MPG	PPG	RPG	APG			
271	6128	877	1835	151	417	388	505	541	1672	270	163	121	329	732	2293	.478	.362	.768	22.6	8.5	6.2	1.0			



Jeff Green

Forward		2014-16					2 Seasons				6-8		235		Georgetown										#32
G	MP	FG	FGA	3P	3PA	FT	FTA	ORB	TRB	AST	STL	BLK	TOV	PF	PTS	FG%	3P%	FT%	MPG	PPG	RPG	APG			
98	2905	450	1049	92	274	242	298	98	428	179	66	40	121	183	1234	.429	.336	.812	29.6	12.6	4.4	1.8			

INFO

PLAYERS

EXECUTIVE

BASKETBALL OPS

BUSINESS OPS

MEDIA

COMMUNITY

HISTORY

PLAYOFFS

REVIEW

OPPONENTS

NBA

FEDERATION

AT A GLANCE



ALL-TIME ROSTER



Marko Guduric

Guard		2019-20					1 Season				6-6		210		KK Crvena Zvezda (Serbia)										#23
G	MP	FG	FGA	3P	3PA	FT	FTA	ORB	TRB	AST	STL	BLK	TOV	PF	PTS	F6%	3P%	FT%	MPG	PPG	RPG	APG			
44	484	62	157	25	83	24	26	14	73	45	12	8	36	34	173	.395	.301	.923	11.0	3.9	1.7	1.0			



Hamed Haddadi

Center		2008-13					5 Seasons				7-2		254		Saba Mehr Qazvin BC (Iran)										#15
G	MP	FG	FGA	3P	3PA	FT	FTA	ORB	TRB	AST	STL	BLK	TOV	PF	PTS	FG%	3P%	FT%	MPG	PPG	RPG	APG			
134	821	102	220	0	5	66	100	104	285	35	6	71	65	164	270	.464	.000	.660	6.1	2.0	2.1	0.3			



P.J. Hairston

Wing		2015-16				1 Season				6-6				230	UNC										#19
G	MP	FG	FGA	3P	3PA	FT	FTA	ORB	TRB	AST	STL	BLK	TOV	PF	PTS	F6%	3P%	FT%	MPG	PPG	RPG	APG			
18	375	46	132	16	69	16	22	7	46	9	8	4	17	31	124	.348	.232	.727	20.8	6.9	2.6	0.5			



Dusty Hannahs

Guard		2018-20				2 Seasons				6-6		230		Texas Tech / Arkansas										#8 / 5
G	MP	FG	FGA	3P	3PA	FT	FTA	ORB	TRB	AST	STL	BLK	TOV	PF	PTS	FG%	3P%	FT%	MPG	PPG	RPG	APG		
4	39	7	21	2	8	4	4	0	2	5	1	0	1	2	20	.333	.250	1.000	9.8	5.0	0.5	1.3		



Andrew Harrison

Guard		2016-19					3 Seasons					6-6		213	Kentucky										#5
G	MP	FG	FGA	3P	3PA	FT	FTA	ORB	TRB	AST	STL	BLK	TOV	PF	PTS	F6%	3P%	FT%	MPG	PPG	RPG	APG			
129	2805	299	791	90	299	272	353	46	267	375	91	47	166	333	960	.378	.301	.771	21.7	7.4	2.1	2.9			



Lorinza "Junior" Harrington

Guard		2006-07				1 Season				6-4		180	Wingate										#10
G	MP	FG	FGA	3P	3PA	FT	FTA	ORB	TRB	AST	STL	BLK	TOV	PF	PTS	F6%	3P%	FT%	MPG	PPG	RPG	APG	
29	543	57	137	7	26	31	46	12	68	89	21	5	52	79	152	.416	.269	.674	18.7	5.2	2.3	3.1	



Othella Harrington

Forward		1999-2001					2 Seasons				6-9		235		Georgetown										#24
G	MP	FG	FGA	3P	3PA	FT	FTA	ORB	TRB	AST	STL	BLK	TOV	PF	PTS	FG%	3P%	FT%	MPG	PPG	RPG	APG			
126	3944	600	1216	0	5	356	452	298	852	133	55	84	321	423	1556	.493	.000	.788	31.3	12.3	6.8	1.1			

ALL-TIME ROSTER



Antonio Harvey

Forward		1995-96					1 Season				6-11				225		Southern Illinois / Georgia / Pfeiffer #40							
G	MP	FG	FGA	3P	3PA	FT	FTA	ORB	TRB	AST	STL	BLK	TOV	PF	PTS	FG%	3P%	FT%	MPG	PPG	RPG	APG		
18	410	39	95	0	2	20	43	27	94	9	14	21	18	38	98	.411	.000	.465	22.8	5.4	5.2	0.5		



J.R. Henderson

Guard		1998-99					1 Season				6-8				226		UCLA								#52
G	MP	FG	FGA	3P	3PA	FT	FTA	ORB	TRB	AST	STL	BLK	TOV	PF	PTS	FG%	3P%	FT%	MPG	PPG	RPG	APG			
30	331	35	96	2	5	25	45	20	47	22	9	4	18	29	97	.365	.400	.556	11.0	3.2	1.6	0.7			



Myke Henry

Forward		2017-18					1 Season				6-6				210				DePaul								#4
G	MP	FG	FGA	3P	3PA	FT	FTA	ORB	TRB	AST	STL	BLK	TOV	PF	PTS	FG%	3P%	FT%	MPG	PPG	RPG	APG					
20	378	41	109	19	58	6	10	10	38	22	31	6	19	28	107	.376	.328	.600	18.9	5.4	1.9	1.1					



Xavier Henry

Wing		2010-11					1 Season				6-6				220		Kansas										#13
G	MP	FG	FGA	3P	3PA	FT	FTA	ORB	TRB	AST	STL	BLK	TOV	PF	PTS	FG%	3P%	FT%	MPG	PPG	RPG	APG					
38	527	65	160	2	17	33	52	9	37	18	11	3	13	48	165	.406	.118	.635	13.9	4.3	1.0	0.5					



Carl Herrera

Forward		1998-99					1 Season				6-9				215				Jacksonville College / Houston								#14
G	MP	FG	FGA	3P	3PA	FT	FTA	ORB	TRB	AST	STL	BLK	TOV	PF	PTS	FG%	3P%	FT%	MPG	PPG	RPG	APG					
4	42	3	13	0	0	0	2	5	8	3	0	0	4	3	6	.231	-	.000	10.5	1.5	2.0	0.8					



Solomon Hill

Forward		2019-20				1 Season				6-6				226		Arizona								#44
G	MP	FG	FGA	3P	3PA	FT	FTA	ORB	TRB	AST	STL	BLK	TOV	PF	PTS	FG%	3P%	FT%	MPG	PPG	RPG	APG		
48	901	96	233	56	147	26	38	24	144	94	31	7	40	73	274	.412	.381	.684	18.8	5.7	3.0	2.0		



Justin Holiday

Wing		2018-19					1 Season				6-6			180		Washington										#7
G	MP	FG	FGA	3P	3PA	FT	FTA	ORB	TRB	AST	STL	BLK	TOV	PF	PTS	FG%	3P%	FT%	MPG	PPG	RPG	APG				
44	1282	149	383	65	195	54	60	27	154	61	54	15	57	85	417	.389	.333	.900	29.1	9.5	3.5	1.4				

INTRO

PLAYERS

EXECUTIVE

BASKETBALL OPS

BUSINESS OPS

MEDIA

COMMUNITY

HISTORY

PLAYOFFS

REVIEW

OPPONENTS

NBA

FEDERATION

AT A GLANCE



ALL-TIME ROSTER



Ryan Hollins

Center		2015-16					1 Season					7-0		240		UCLA					#20	
G	MP	FG	FGA	3P	3PA	FT	FTA	ORB	TRB	AST	STL	BLK	TOV	PF	PTS	FG%	3P%	FT%	MPG	PPG	RPG	APG
32	412	45	72	0	0	26	42	40	87	10	6	20	21	58	116	.625	-	.619	12.9	3.6	2.7	0.3



Lester Hudson

Guard		2009-10, 2011-12					2 Seasons					6-3 190					Tennessee-Martin					#25 / 14
G	MP	FG	FGA	3P	3PA	FT	FTA	ORB	TRB	AST	STL	BLK	TOV	PF	PTS	FG%	3P%	FT%	MPG	PPG	RPG	APG
12	81	17	46	3	14	8	10	4	10	6	5	1	7	5	45	.370	.214	.800	6.8	3.8	0.8	0.5



Ryan Humphrey

Forward		2002-05					3 Seasons					6-8 235					Oklahoma / Notre Dame					#40
G	MP	FG	FGA	3P	3PA	FT	FTA	ORB	TRB	AST	STL	BLK	TOV	PF	PTS	FG%	3P%	FT%	MPG	PPG	RPG	APG
50	450	55	142	0	3	23	48	56	120	11	16	3	27	56	133	.387	.000	.479	9.0	2.7	2.4	0.2



Steven Hunter

Center		2009-10					1 Season					7-0 220					DePaul					#45
G	MP	FG	FGA	3P	3PA	FT	FTA	ORB	TRB	AST	STL	BLK	TOV	PF	PTS	FG%	3P%	FT%	MPG	PPG	RPG	APG
21	158	17	43	0	0	19	36	18	42	0	1	10	9	10	53	.395	-	.528	7.5	2.5	2.0	0.0



Vince Hunter

Forward		2017-18					1 Season					6-8 225					Texas-El Paso					#32
G	MP	FG	FGA	3P	3PA	FT	FTA	ORB	TRB	AST	STL	BLK	TOV	PF	PTS	FG%	3P%	FT%	MPG	PPG	RPG	APG
4	7	3	5.600	0	0	0	0	2	3	0	0	1	1	0	6	.600	-	-	1.8	1.5	0.8	0.0



Bobby Hurley

Guard		1997-98					1 Season					6-0 165					Duke					#12
G	MP	FG	FGA	3P	3PA	FT	FTA	ORB	TRB	AST	STL	BLK	TOV	PF	PTS	FG%	3P%	FT%	MPG	PPG	RPG	APG
27	458	46	123	1	7	29	39	5	30	97	10	0	44	43	122	.374	.143	.744	17.0	4.5	1.1	3.6



Allen Iverson

Guard		2009-10					1 Season					6-1 165					Georgetown					#3
G	MP	FG	FGA	3P	3PA	FT	FTA	ORB	TRB	AST	STL	BLK	TOV	PF	PTS	FG%	3P%	FT%	MPG	PPG	RPG	APG
3	67	15	256	1	1	6	12	1	4	11	1	0	7	5	37	.577	1.000	.500	22.3	12.3	1.3	3.7

ALL-TIME ROSTER



Bobby Jackson

Guard		2005-06				1 Season				6-1		185		Minnesota								#24
G	MP	FG	FGA	3P	3PA	FT	FTA	ORB	TRB	AST	STL	BLK	TOV	PF	PTS	FG%	3P%	FT%	MPG	PPG	RPG	APG
71	1775	286	748	129	332	107	146	44	223	195	61	1	101	155	808	.382	.389	.733	25.0	11.4	3.1	2.7



Jaren Jackson Jr.

Forward/Center		2018-23					5 Seasons				6-11		252		Michigan State										#13	
G	MP	FG	FGA	3P	3PA	FT	FTA	ORB	TRB	AST	STL	BLK	TOV	PF	PTS	FG%	3P%	FT%	MPG	PPG	RPG	APG				
267	7308	1550	3325	441	1253	850	1076	372	1476	300	242	558	449	993	4391	.466	.352	.790	27.4	16.4	5.5	1.1				




Josh Jackson

Wing		2019-20					1 Season			6-8		207		Kansas								#20	
Season	G	GS	Min	FG	FGA	Pct	3fg	Att	Pct	FT	FTA	Pct	Off	Def	Total	Ast	PF	St	TO	Bl	Pts	Avg	
22	381	70	159	23	72	35	50	11	66	35	18	9	28	40	198	.440	.319	.700	17.3	9.0	3.0	1.6	



Casey Jacobsen

Wing		2007-08					1 Season				6-6		215		Stanford							#23
G	MP	FG	FGA	3P	3PA	FT	FTA	ORB	TRB	AST	STL	BLK	TOV	PF	PTS	FG%	3P%	FT%	MPG	PPG	RPG	APG
53	547	39	115	16	72	13	17	12	65	20	5	1	16	34	107	.339	.222	.765	10.3	2.0	1.2	0.4



Marko Jarić

Guard		2008-09					1 Season				6-7		198		Fortitudo Kontatto Bologna (Italy)										#55
G	MP	FG	FGA	3P	3PA	FT	FTA	ORB	TRB	AST	STL	BLK	TOV	PF	PTS	FG%	3P%	FT%	MPG	PPG	RPG	APG			
53	605	48	145	11	28	29	41	23	65	74	29	11	49	62	136	.331	.393	.707	11.4	2.6	1.2	1.4			



DaQuan Jeffries

Forward		2021-22				1 Season				6-5				230				Oral Roberts / Tulsa								#55
G	MP	FG	FGA	3P	3PA	FT	FTA	ORB	TRB	AST	STL	BLK	TOV	PF	PTS	FG%	3P%	FT%	MPG	PPG	RPG	APG				
3	9	1	2	0	1	0	0	0	2	1	0	0	0	1	2	.500	.000	-	3.0	0.7	0.7	0.3				



Alexander Johnson

Forward		2006-07				1 Season				6-9				240				Florida State								#32
G	MP	FG	FGA	3P	3PA	FT	FTA	ORB	TRB	AST	STL	BLK	TOV	PF	PTS	FG%	3P%	FT%	MPG	PPG	RPG	APG				
59	753	91	169	0	0	78	118	50	181	17	25	35	47	137	260	.538	-	.661	12.8	4.4	3.1	0.3				

INTRO
PLAYERS
EXECUTIVE
BASKETBALL OPS
BUSINESS OPS
MEDIA
COMMUNITY
HISTORY
PLAYOFFS
REVIEW
OPPONENTS
NBA
FEDERFORUM
AT A GLANCE



ALL-TIME ROSTER



Brice Johnson

Forward		2017-18				1 Season				6-10				230		UNC				#14			
G	MP	FG	FGA	3P	3PA	FT	FTA	ORB	TRB	AST	STL	BLK	TOV	PF	PTS	FG%	3P%	FT%	MPG	PPG	RPG	APG	
9	60	13	31	0	0	1	3	7	18	1	3	4	1	6	27	.419	-	.333	6.7	3.0	2.0	0.1	



Chris Johnson

Wing		2012-13				1 Season				6-6				206		Dayton								#4
G	MP	FG	FGA	3P	3PA	FT	FTA	ORB	TRB	AST	STL	BLK	TOV	PF	PTS	F6%	3P%	FT%	MPG	PPG	RPG	APG		
8	102	11	25	6	18	1	2	5	11	2	4	0	3	5	29	.440	.333	.500	12.8	3.6	1.4	0.3		



James Johnson

Forward		2013-14					1 Season				6-7		240		Wake Forest										#3
G	MP	FG	FGA	3P	3PA	FT	FTA	ORB	TRB	AST	STL	BLK	TOV	PF	PTS	FG%	3P%	FT%	MPG	PPG	RPG	APG			
52	956	143	308	22	87	76	90	60	166	111	42	57	66	102	384	.464	.253	.844	18.4	7.4	3.2	2.1			



Omari Johnson

Forward		2017-18				1 Season				6-9		220		Oregon State										#14
G	MP	FG	FGA	3P	3PA	FT	FTA	ORB	TRB	AST	STL	BLK	TOV	PF	PTS	FG%	3P%	FT%	MPG	PPG	RPG	APG		
4	75	9	21	4	12	0	0	4	11	7	2	0	3	6	22	.429	.333	-	18.8	5.5	2.8	1.8		



Bobby Jones

Forward		2007-08				1 Season				6-7				215			Washington								#6	
G	MP	FG	FGA	3P	3PA	FT	FTA	ORB	TRB	AST	STL	BLK	TOV	PF	PTS	FG%	3P%	FT%	MPG	PPG	RPG	APG				
9	137	14	36	3	13	9	10	10	27	11	5	2	5	17	40	.389	.231	.900	15.2	4.4	3.0	1.2				



Dahntay Jones

Wing		2003-07					4 Seasons				6-6			225			Rutgers / Duke							#30
G	MP	FG	FGA	3P	3PA	FT	FTA	ORB	TRB	AST	STL	BLK	TOV	PF	PTS	FG%	3P%	FT%	MPG	PPG	RPG	APG		
221	3441	427	967	32	97	247	342	85	349	140	95	54	183	404	1133	.442	.330	.722	15.6	5.1	1.6	0.6		



Damon Jones

Guard		2000-01					1 Season				6-3				185				Houston								#11	
G	MP	FG	FGA	3P	3PA	FT	FTA	ORB	TRB	AST	STL	BLK	TOV	PF	PTS	FG%	3P%	FT%	MPG	PPG	RPG	APG						
71	1415	170	416	84	231	37	52	16	124	224	36	1	76	58	461	.409	.364	.712	19.9	6.5	1.7	3.2						

ALL-TIME ROSTER



Eddie Jones

Wing		2005-07				2 Seasons				6-6		190		Temple								#6
Season	G	GS	Min	FG	FGA	Pct	3fg	Att	Pct	FT	FTA	Pct	Off	Def	Total	Ast	PF	St	TO	Bl	Pts	Avg
104	2998	349	873	155	448	193	249	49	340	210	153	29	116	255	1046	400	346	.775	28.8	10.1	3.3	2.0



Tyus Jones

Guard		2019-23					4 Seasons				6-0		196		Duke								#21
G	MP	FG	FGA	3P	3PA	FT	FTA	ORB	TRB	AST	STL	BLK	TOV	PF	PTS	FG%	3P%	FT%	MPG	PPG	RPG	APG	
288	5943	935	2104	293	795	218	269	75	619	1285	272	20	223	139	2381	.444	.369	.810	20.6	8.3	2.1	4.5	



Luke Kennard

Wing		2022-23					1 Season				6-5		206		Duke								#10
G	MP	FG	FGA	3P	3PA	FT	FTA	ORB	TRB	AST	STL	BLK	TOV	PF	PTS	FG%	3P%	FT%	MPG	PPG	RPG	APG	
24	590	90	171	74	137	18	19	9	75	54	13	1	16	35	272	.526	.540	.947	24.6	11.3	3.1	2.3	




Chris King

Forward		1995-96					1 Season				6-8		215		Wake Forest										#17
G	MP	FG	FGA	3P	3PA	FT	FTA	ORB	TRB	AST	STL	BLK	TOV	PF	PTS	FG%	3P%	FT%	MPG	PPG	RPG	APG			
80	1930	250	585	44	113	90	136	102	285	104	68	33	103	163	634	.427	.389	.662	24.1	7.9	3.6	1.3			



Tarence Kinsey

Wing		2006-08				2 Seasons				6-6		185		South Carolina								#7
G	MP	FG	FGA	3P	3PA	FT	FTA	ORB	TRB	AST	STL	BLK	TOV	PF	PTS	FG%	3P%	FT%	MPG	PPG	RPG	APG
59	1063	155	342	16	53	83	104	32	109	43	56	1	49	68	409	.453	.302	.798	18.0	6.9	1.8	0.7



Brevin Knight

Guard		2001-03					2 Seasons				5-10		173		Stanford								#22	
G	MP	FG	FGA	3P	3PA	FT	FTA	ORB	TRB	AST	STL	BLK	TOV	PF	PTS	FG%	3P%	FT%	MPG	PPG	RPG	APG		
108	2079	238	562	4	16	107	152	26	190	535	148	9	205	258	587	.423	.250	.704	19.3	5.3	1.8	5.0		



John Konchar

Wing		2019-23					4 Seasons				6-5		210		Fort Wayne								#46
G	MP	FG	FGA	3P	3PA	FT	FTA	ORB	TRB	AST	STL	BLK	TOV	PF	PTS	FG%	3P%	FT%	MPG	PPG	RPG	APG	
206	3542	366	757	138	369	81	117	204	814	278	159	59	91	249	951	.483	.374	.692	17.2	4.6	4.0	1.3	

INFO

PLAYERS

EXECUTIVE

BASKETBALL OPS

BUSINESS OPS

MEDIA

COMMUNITY

HISTORY

PLAYOFFS

REVIEW

OPPONENTS

NBA

FEDERATION

AT A GLANCE



ALL-TIME ROSTER



Kosta Koufos

Center		2013-15					2 Seasons				7-0			245			Ohio State							#41
G	MP	FG	FGA	3P	3PA	FT	FTA	ORB	TRB	AST	STL	BLK	TOV	PF	PTS	FG%	3P%	FT%	MPG	PPG	RPG	APG		
161	2697	409	817	0	0	115	178	281	844	76	61	134	136	330	933	.501	-	.646	16.8	5.8	5.2	0.5		



Jake LaRavia

Forward		2022-23					1 Season				6-7				235			Indiana State / Wake Forest								#3	
G	MP	FG	FGA	3P	3PA	FT	FTA	ORB	TRB	AST	STL	BLK	TOV	PF	PTS	FG%	3P%	FT%	MPG	PPG	RPG	APG					
35	414	37	95	24	71	7	9	19	63	21	12	4	18	49	105	.389	.338	.778	11.8	3.0	1.8	0.6					



Acie Law

Guard		2010-11				1 Season				6-3				195				Texas A&M								#2
G	MP	FG	FGA	3P	3PA	FT	FTA	ORB	TRB	AST	STL	BLK	TOV	PF	PTS	FG%	3P%	FT%	MPG	PPG	RPG	APG				
11	94	3	19	0	6	6	10	3	11	14	4	0	10	10	12	.158	.000	.600	8.5	1.1	1.0	1.3				



Eric Leckner

Center		1996-97				1 Season				6-11				265				Wyoming								#55
G	MP	FG	FGA	3P	3PA	FT	FTA	ORB	TRB	AST	STL	BLK	TOV	PF	PTS	FG%	3P%	FT%	MPG	PPG	RPG	APG				
19	115	14	30	0	0	6	12	5	35	4	3	2	10	32	34	.467	-	.500	6.1	1.8	1.8	0.2				



Courtney Lee

Guard		2013-16				3 Seasons				6-5		215		Western Kentucky										#5
G	MP	FG	FGA	3P	3PA	FT	FTA	ORB	TRB	AST	STL	BLK	TOV	PF	PTS	FG%	3P%	FT%	MPG	PPG	RPG	APG		
177	5312	685	1493	190	504	268	311	61	434	310	172	47	175	298	1828	.459	.377	.862	30.0	10.3	2.5	1.8		



Jon Leuer

Forward		2012-15					3 Seasons				6-10				228			Wisconsin							#30	
G	MP	FG	FGA	3P	3PA	FT	FTA	ORB	TRB	AST	STL	BLK	TOV	PF	PTS	FG%	3P%	FT%	MPG	PPG	RPG	APG				
131	1562	257	543	30	78	78	113	95	389	69	39	22	65	159	622	.473	.385	.690	11.9	4.7	3.0	0.5				



Kenneth Lofton Jr.

Forward/Center		2022-23					1 Season				6-8				275			Louisiana Tech							#6	
G	MP	FG	FGA	3P	3PA	FT	FTA	ORB	TRB	AST	STL	BLK	TOV	PF	PTS	FG%	3P%	FT%	MPG	PPG	RPG	APG				
24	176	49	93	6	17	16	27	19	51	20	5	2	12	28	120	.527	.353	.593	7.3	5.0	2.1	0.8				

ALL-TIME ROSTER



Grant Long

Forward		1999-2002					2 Seasons				6-8				225				Eastern Michigan								#43
G	MP	FG	FGA	3P	3PA	FT	FTA	ORB	TRB	AST	STL	BLK	TOV	PF	PTS	FG%	3P%	FT%	MPG	PPG	RPG	APG					
174	4295	378	871	7	36	253	351	193	739	262	180	37	214	391	1016	.434	.194	.721	24.7	5.8	4.2	1.5					



Felipe López

Guard		1998-2000					2 Seasons				6-5			199			St. John's							#13
G	MP	FG	FGA	3P	3PA	FT	FTA	ORB	TRB	AST	STL	BLK	TOV	PF	PTS	FG%	3P%	FT%	MPG	PPG	RPG	APG		
112	1999	280	640	15	62	154	244	128	290	106	81	31	135	222	729	.438	.242	.631	17.8	6.5	2.6	0.9		



Kyle Lowry

Guard		2006-09					3 Seasons				6-0				196				Villanova					#1
G	MP	FG	FGA	3P	3PA	FT	FTA	ORB	TRB	AST	STL	BLK	TOV	PF	PTS	FG%	3P%	FT%	MPG	PPG	RPG	APG		
141	3335	382	902	56	217	397	537	66	392	506	154	31	218	294	1217	.424	.258	.739	23.7	8.6	2.8	3.6		



Kalin Lucas

Guard		2014-15				1 Season				6-1				195				Michigan State								#27
G	MP	FG	FGA	3P	3PA	FT	FTA	ORB	TRB	AST	STL	BLK	TOV	PF	PTS	FG%	3P%	FT%	MPG	PPG	RPG	APG				
1	6	0	1	0	0	0	0	0	0	0	1	0	0	1	0	.000	-	-	6.0	0.0	0.0	0.0				



George Lynch

Forward		1996-98				2 Seasons				6-8				218				UNC				#34 / 9			
G	MP	FG	FGA	3P	3PA	FT	FTA	ORB	TRB	AST	STL	BLK	TOV	PF	PTS	FG%	3P%	FT%	MPG	PPG	RPG	APG			
123	2552	385	807	17	61	171	255	245	623	198	128	58	168	258	958	.477	.279	.671	20.7	7.8	5.1	1.6			



Sam Mack

Wing		1997-99					2 Seasons				6-7				220			Iowa State / Tyler JC / Houston								#6 / 7	
G	MP	FG	FGA	3P	3PA	FT	FTA	ORB	TRB	AST	STL	BLK	TOV	PF	PTS	FG%	3P%	FT%	MPG	PPG	RPG	APG					
76	1991	308	771	152	377	90	107	37	186	124	61	12	89	170	858	.399	.403	.841	26.2	11.3	2.4	1.6					



Shelvin Mack

Guard		2018-19					1 Season				6-3		203		Butler										#6
G	MP	FG	FGA	3P	3PA	FT	FTA	ORB	TRB	AST	STL	BLK	TOV	PF	PTS	FG%	3P%	FT%	MPG	PPG	RPG	APG			
53	1204	161	389	46	128	53	75	18	102	182	45	4	62	81	421	.414	.359	.707	22.7	7.9	1.9	3.4			

INFO

PLAYERS

EXECUTIVE

BASKETBALL OPS

BUSINESS OPS

MEDIA

COMMUNITY

HISTORY

PLAYOFFS

REVIEW

OPPONENTS

NBA

FEDERATION

AT A GLANCE



ALL-TIME ROSTER



Rich Manning

Center		1995-97				2 Seasons				6-11		253	Syracuse / Washington										#15
G	MP	FG	FGA	3P	3PA	FT	FTA	ORB	TRB	AST	STL	BLK	TOV	PF	PTS	FG%	3P%	FT%	MPG	PPG	RPG	APG	
45	439	67	161	2	4	15	22	24	78	9	6	7	22	55	151	.416	.500	.682	9.8	3.4	1.7	0.2	



Cuonzo Martin

Guard		1995-96				1 Season				6-5		213	Purdue										#40
G	MP	FG	FGA	3P	3PA	FT	FTA	ORB	TRB	AST	STL	BLK	TOV	PF	PTS	FG%	3P%	FT%	MPG	PPG	RPG	APG	
4	19	3	5	3	3	0	2	1	2	2	1	0	1	1	9	.600	1.000	.000	4.8	2.3	0.5	0.5	




Darrick Martin

Guard		1995-96				1 Season				5-11		170	UCLA										#5
G	MP	FG	FGA	3P	3PA	FT	FTA	ORB	TRB	AST	STL	BLK	TOV	PF	PTS	FG%	3P%	FT%	MPG	PPG	RPG	APG	
24	402	59	131	5	22	38	46	13	38	61	27	1	37	47	161	.450	.227	.826	16.8	6.7	1.6	2.5	



Jarell Martin

Forward		2015-18				3 Seasons				6-10		239	LSU										#10 / 1
G	MP	FG	FGA	3P	3PA	FT	FTA	ORB	TRB	AST	STL	BLK	TOV	PF	PTS	FG%	3P%	FT%	MPG	PPG	RPG	APG	
142	2599	333	763	43	125	174	228	178	566	96	64	65	133	360	883	.436	.344	.763	18.3	6.2	4.0	0.7	



Tony Massenburg

Forward/Center		1997-99, 2000-02				4 Seasons				6-9		220	Maryland										#44
G	MP	FG	FGA	3P	3PA	FT	FTA	ORB	TRB	AST	STL	BLK	TOV	PF	PTS	FG%	3P%	FT%	MPG	PPG	RPG	APG	
229	4107	588	1245	1	3	336	479	338	1023	79	91	122	237	527	1513	.472	.333	.701	17.9	6.6	4.5	0.3	



Dakota Mathias

Guard		2021-22				1 Season				6-4		200	Purdue										#31
G	MP	FG	FGA	3P	3PA	FT	FTA	ORB	TRB	AST	STL	BLK	TOV	PF	PTS	FG%	3P%	FT%	MPG	PPG	RPG	APG	
6	16	2	6	2	6	0	0	0	2	1	1	0	0	1	6	.333	.333	-	2.7	1.0	0.3	0.2	



Lee Mayberry

Guard		1996-99				3 Seasons				6-1		172	Arkansas										#11
G	MP	FG	FGA	3P	3PA	FT	FTA	ORB	TRB	AST	STL	BLK	TOV	PF	PTS	FG%	3P%	FT%	MPG	PPG	RPG	APG	
168	3913	287	738	148	411	71	102	48	251	701	132	18	214	336	793	.389	.360	.696	23.3	4.7	1.5	4.2	

ALL-TIME ROSTER



O.J. Mayo

Guard		2008-12				4 Seasons				6-5		210		USC								#32
G	MP	FG	FGA	3P	3PA	FT	FTA	ORB	TRB	AST	STL	BLK	TOV	PF	PTS	FG%	3P%	FT%	MPG	PPG	RPG	APG
301	9873	1708	3949	477	1272	691	846	182	999	818	333	79	625	642	4584	.433	.375	.817	32.8	15.2	3.3	2.7



Ray McCallum

Guard		2015-16				1 Season				6-3				190				Detroit Mercy								#5
G	MP	FG	FGA	3P	3PA	FT	FTA	ORB	TRB	AST	STL	BLK	TOV	PF	PTS	FG%	3P%	FT%	MPG	PPG	RPG	APG				
10	219	28	79	10	26	3	5	2	16	27	7	3	13	15	69	.354	.385	.600	21.9	6.9	1.6	2.7				



Sean McDermott

Guard		2020-21				1 Season				6-6				195				Butler				#30			
G	MP	FG	FGA	3P	3PA	FT	FTA	ORB	TRB	AST	STL	BLK	TOV	PF	PTS	FG%	3P%	FT%	MPG	PPG	RPG	APG			
18	158	13	33	5	22	8	8	6	19	4	2	3	4	8	39	.394	.227	1.000	8.8	2.2	1.1	0.2			



Ben McLemore

Guard		2017-18				1 Season				6-3				195				Kansas								#23
G	MP	FG	FGA	3P	3PA	FT	FTA	ORB	TRB	AST	STL	BLK	TOV	PF	PTS	FG%	3P%	FT%	MPG	PPG	RPG	APG				
56	1091	157	373	55	159	53	64	34	139	51	38	15	61	139	422	.421	.346	.828	19.5	7.5	2.5	0.9				



De'Anthony Melton

Guard		2019-22					3 Seasons				6-2		200		USC					#0			
G	MP	FG	FGA	3P	3PA	FT	FTA	ORB	TRB	AST	STL	BLK	TOV	PF	PTS	FG%	3P%	FT%	MPG	PPG	RPG	APG	
185	3869	614	1489	266	723	224	292	137	709	501	241	90	262	322	1718	.412	.368	.767	20.9	9.3	3.8	2.7	



Sam Merrill

Guard		2021-22					1 Seasons				6-4		205		Utah State										#25
G	MP	FG	FGA	3P	3PA	FT	FTA	ORB	TRB	AST	STL	BLK	TOV	PF	PTS	FG%	3P%	FT%	MPG	PPG	RPG	APG			
6	58	8	24	7	23	2	4	1	7	4	0	0	2	3	25	.333	.304	.500	9.7	4.2	1.2	0.7			



C.J. Miles

Forward		2018-19				1 Season				6-6				220		Skyline HS (Texas)										#6
G	MP	FG	FGA	3P	3PA	FT	FTA	ORB	TRB	AST	STL	BLK	TOV	PF	PTS	FG%	3P%	FT%	MPG	PPG	RPG	APG				
13	294	42	105	24	66	13	14	1	27	14	8	5	9	17	121	.400	.364	.929	22.6	9.3	2	1.1				

INTRO

PLAYERS

EXECUTIVE

BASKETBALL OPS

BUSINESS OPS

MEDIA

COMMUNITY

HISTORY

PLAYOFFS

REVIEW

OPPONENTS

NBA

FEDERATION

AT A GLANCE



ALL-TIME ROSTER



Darius Miles

Forward		2008-09				1 Season				6-9				210		East St. Louis HS (Illinois)										#3
G	MP	FG	FGA	3P	3PA	FT	FTA	ORB	TRB	AST	STL	BLK	TOV	PF	PTS	FG%	3P%	FT%	MPG	PPG	RPG	APG				
34	298	48	99	1	6	23	31	19	57	17	11	20	21	32	120	.485	.167	.742	8.8	3.5	1.7	0.5				



Darko Miličić

Center		2007-09				2 Seasons				7-0		250		KK Vrsac Swisslion (Serbia)										#31
G	MP	FG	FGA	3P	3PA	FT	FTA	ORB	TRB	AST	STL	BLK	TOV	PF	PTS	FG%	3P%	FT%	MPG	PPG	RPG	APG		
131	2697	356	766	0	1	126	226	210	688	92	54	165	149	319	838	.465	.000	.558	20.6	6.4	5.3	0.7		



Mike Miller

Wing		2002-08, 2013-14 7 Seasons										6-8 218				Florida						#33 / 13
G	MP	FG	FGA	3P	3PA	FT	FTA	ORB	TRB	AST	STL	BLK	TOV	PF	PTS	FG%	3P%	FT%	MPG	PPG	RPG	APG
453	13597	2180	4570	844	2011	778	1008	259	2020	1351	286	108	838	944	5982	.477	.420	.772	30.0	13.2	4.5	3.0



Eric Mobley

Center		1995-97					2 Seasons				6-11			235			Pittsburgh							#52
G	MP	FG	FGA	3P	3PA	FT	FTA	ORB	TRB	AST	STL	BLK	TOV	PF	PTS	FG%	3P%	FT%	MPG	PPG	RPG	APG		
62	918	100	194	1	2	53	113	81	186	36	18	33	78	126	254	.515	.500	.469	14.8	4.1	3.0	0.6		



Ja Morant

Guard		2019-23					4 Seasons					6-3		174		Murray State										#12
G	MP	FG	FGA	3P	3PA	FT	FTA	ORB	TRB	AST	STL	BLK	TOV	PF	PTS	F6%	3P%	FT%	MPG	PPG	RPG	APG				
248	7964	2023	4285	313	976	1198	1592	248	1193	1830	247	69	825	383	5557	.472	.321	.753	32.1	22.4	4.8	7.4				



Darius Morris

Guard		2013-14				1 Season				6-4				190				Michigan								#7
G	MP	FG	FGA	3P	3PA	FT	FTA	ORB	TRB	AST	STL	BLK	TOV	PF	PTS	FG%	3P%	FT%	MPG	PPG	RPG	APG				
5	66	6	16	2	7	1	3	4	8	8	3	0	6	3	15	.375	.286	.333	13.2	3.0	1.6	1.6				



Lawrence Moten

Guard		1995-97					2 Seasons				6-5			185			Syracuse					#7 / No 21	
G	MP	FG	FGA	3P	3PA	FT	FTA	ORB	TRB	AST	STL	BLK	TOV	PF	PTS	FG%	3P%	FT%	MPG	PPG	RPG	APG	
111	1787	283	688	59	196	113	174	79	180	179	77	32	125	137	738	.411	.301	.649	16.1	6.6	1.6	1.6	

ALL-TIME ROSTER



Xavier Munford

Guard		2015-16					1 Season				6-2				180			Rhode Island								#14	
G	MP	FG	FGA	3P	3PA	FT	FTA	ORB	TRB	AST	STL	BLK	TOV	PF	PTS	FG%	3P%	FT%	MPG	PPG	RPG	APG					
14	244	32	77	9	23	7	14	3	31	22	13	3	15	25	80	.416	.391	.500	17.4	5.7	2.2	1.6					



Eric Murdock

Guard		1995-96					1 Season				6-1		190		Providence										#14
G	MP	FG	FGA	3P	3PA	FT	FTA	ORB	TRB	AST	STL	BLK	TOV	PF	PTS	FG%	3P%	FT%	MPG	PPG	RPG	APG			
64	1480	220	521	39	122	106	131	21	155	292	129	9	120	124	585	.422	.320	.809	23.1	9.1	2.4	4.6			



Juan Carlos Navarro

Guard		2007-08			1 Season			6-3			170			Barca (Spain)								#2
G	MP	FG	FGA	3P	3PA	FT	FTA	ORB	TRB	AST	STL	BLK	TOV	PF	PTS	FG%	3P%	FT%	MPG	PPG	RPG	APG
82	2117	308	766	156	432	124	146	34	210	177	48	1	134	94	896	.402	.361	.849	25.8	10.9	2.6	2.2



Makhtar N'Diaye

Forward		1998-99					1 Season				6-8				245				Michigan, UNC								#40
G	MP	FG	FGA	3P	3PA	FT	FTA	ORB	TRB	AST	STL	BLK	TOV	PF	PTS	FG%	3P%	FT%	MPG	PPG	RPG	APG					
4	27	1	4	0	0	3	4	3	5	1	0	1	1	9	5	.250	-	.750	6.8	1.3	1.3	0.3					




Ivano Newbill

Forward		1997-98					1 Season				6-9				245				Georgia Tech								#40	
G	MP	FG	FGA	3P	3PA	FT	FTA	ORB	TRB	AST	STL	BLK	TOV	PF	PTS	FG%	3P%	FT%	MPG	PPG	RPG	APG						
28	249	20	57	1	1	17	30	24	69	9	10	3	17	38	58	.351	1.000	.567	8.9	2.1	2.5	0.3						



Joakim Noah

Center		2018-19					1 Season				6-11				230			Florida							#55
G	MP	FG	FGA	3P	3PA	FT	FTA	ORB	TRB	AST	STL	BLK	TOV	PF	PTS	FG%	3P%	FT%	MPG	PPG	RPG	APG			
42	693	110	213	0	1	78	109	58	238	89	20	31	50	96	298	.516	.000	.716	16.5	7.1	5.7	2.1			



Moochie Norris

Guard		1996-97				1 Season				6-1				175				Auburn, West Florida								#10
G	MP	FG	FGA	3P	3PA	FT	FTA	ORB	TRB	AST	STL	BLK	TOV	PF	PTS	FG%	3P%	FT%	MPG	PPG	RPG	APG				
8	89	4	22	2	10	2	5	3	12	23	4	0	5	5	12	.182	.200	.400	11.1	1.5	1.5	2.9				

INTRO

PLAYERS

EXECUTIVE

BASKETBALL OPS

BUSINESS OPS

MEDIA

COMMUNITY

HISTORY

PLAYOFFS

REVIEW

OPPONENTS

NBA

FEDERATION

AT A GLANCE



ALL-TIME ROSTER



Bo Outlaw

Forward		2003-04				1 Season				6-8		210		South Plains College/Houston										#45
G	MP	FG	FGA	3P	3PA	FT	FTA	ORB	TRB	AST	STL	BLK	TOV	PF	PTS	FG%	3P%	FT%	MPG	PPG	RPG	APG		
82	1606	159	312	0	4	61	116	125	342	90	73	70	69	170	379	.510	.000	.526	19.6	4.6	4.2	1.1		



Chris Owens

Forward		2002-03				1 Season				6-7		245		Tulane/Texas								#20
G	MP	FG	FGA	3P	3PA	FT	FTA	ORB	TRB	AST	STL	BLK	TOV	PF	PTS	FG%	3P%	FT%	MPG	PPG	RPG	APG
1	6	2	3	0	0	0	0	1	1	0	0	0	1	0	4	.667	-	-	6.0	4.0	1.0	0.0



Scott Padgett

Forward		2006-07				1 Season				6-9				240				Kentucky								#34
G	MP	FG	FGA	3P	3PA	FT	FTA	ORB	TRB	AST	STL	BLK	TOV	PF	PTS	FG%	3P%	FT%	MPG	PPG	RPG	APG				
7	44	1	7	0	4	0	2	5	9	0	1	0	1	2	2	.143	.000	.000	4.7	0.3	1.3	0.0				




Milt Palacio

Guard		1999-2000					1 Season				6-3		195		Midland College/Colorado State										#5
G	MP	FG	FGA	3P	3PA	FT	FTA	ORB	TRB	AST	STL	BLK	TOV	PF	PTS	FG%	3P%	FT%	MPG	PPG	RPG	APG			
53	394	43	98	0	2	22	37	17	51	48	20	0	44	32	108	.439	.000	.595	7.4	2.0	1.0	0.9			



Jeremy Pargo

Guard		2011-12					1 Season				6-2		219		Gonzaga										#1
G	MP	FG	FGA	3P	3PA	FT	FTA	ORB	TRB	AST	STL	BLK	TOV	PF	PTS	FG%	3P%	FT%	MPG	PPG	RPG	APG			
44	424	50	150	10	38	16	27	12	37	55	15	0	46	46	126	.333	.263	.593	9.6	2.9	0.8	1.3			



Chandler Parsons

Forward		2016-19					3 Seasons				6-9		230		Florida					#25		
G	MP	FG	FGA	3P	3PA	FT	FTA	ORB	TRB	AST	STL	BLK	TOV	PF	PTS	FG%	3P%	FT%	MPG	PPG	RPG	APG
95	1862	251	638	105	308	74	95	24	244	167	57	21	91	150	681	.393	.341	.779	19.6	7.2	2.6	1.8



Cherokee Parks

Center		1998-2000				2 Seasons				6-11		235		Duke								#1
G	MP	FG	FGA	3P	3PA	FT	FTA	ORB	TRB	AST	STL	BLK	TOV	PF	PTS	FG%	3P%	FT%	MPG	PPG	RPG	APG
104	1926	190	420	0	2	54	92	130	426	71	57	73	77	229	434	.452	.000	.587	18.5	4.2	4.1	0.7

ALL-TIME ROSTER



Anthony Peeler

Guard		1996-98					2 Seasons					6-4			208			Missouri							#7
G	MP	FG	FGA	3P	3PA	FT	FTA	ORB	TRB	AST	STL	BLK	TOV	PF	PTS	FG%	3P%	FT%	MPG	PPG	RPG	APG			
80	2493	437	1083	133	362	113	139	60	267	279	114	17	163	184	1120	.404	.367	.813	31.2	14.0	3.3	3.5			



Elliot Perry

Guard		2001-02					1 Season				6-0		150		Memphis										#5
G	MP	FG	FGA	3P	3PA	FT	FTA	ORB	TRB	AST	STL	BLK	TOV	PF	PTS	FG%	3P%	FT%	MPG	PPG	RPG	APG			
2	48	5	10	0	0	1	2	0	4	7	3	0	7	6	11	.500	-	.500	24.0	5.5	2.0	3.5			




Wesley Person

Guard		2002-04					2 Seasons				6-6		195		Auburn										#1
G	MP	FG	FGA	3P	3PA	FT	FTA	ORB	TRB	AST	STL	BLK	TOV	PF	PTS	FG%	3P%	FT%	MPG	PPG	RPG	APG			
82	2225	307	708	111	274	85	105	26	210	135	47	21	72	75	810	.434	.405	.810	27.1	9.9	2.6	1.6			



Dexter Pittman

Center		2012-13					1 Season				6-11				308			Texas					#45	
G	MP	FG	FGA	3P	3PA	FT	FTA	ORB	TRB	AST	STL	BLK	TOV	PF	PTS	FG%	3P%	FT%	MPG	PPG	RPG	APG		
7	20	1	6	0	0	0	3	3	5	0	0	0	1	4	2	.167	-	.000	2.9	0.3	0.7	0.0		



Quincy Pondexter

Wing		2011-15					4 Seasons				6-7		230		Washington							#20 / 8	
G	MP	FG	FGA	3P	3PA	FT	FTA	ORB	TRB	AST	STL	BLK	TOV	PF	PTS	FG%	3P%	FT%	MPG	PPG	RPG	APG	
168	3055	315	752	110	332	134	184	128	341	136	72	17	97	250	874	.419	.331	.728	18.2	5.2	2.0	0.8	



Yves Pons

Forward		2021-22				1 Season				6-6		215		Tennessee										#5
G	MP	FG	FGA	3P	3PA	FT	FTA	ORB	TRB	AST	STL	BLK	TOV	PF	PTS	FG%	3P%	FT%	MPG	PPG	RPG	APG		
12	71	5	16	3	9	0	2	5	12	1	1	4	1	6	13	.313	.333	.000	5.9	1.1	1.0	0.1		



Jontay Porter

Forward		2020-21				1 Season				6-11		240		Missouri										#4
G	MP	FG	FGA	3P	3PA	FT	FTA	ORB	TRB	AST	STL	BLK	TOV	PF	PTS	FG%	3P%	FT%	MPG	PPG	RPG	APG		
11	54	8	15	3	8	3	5	4	14	1	3	1	7	12	22	.533	.375	.600	4.9	2.0	1.3	0.1		

INTRO

PLAYERS

EXECUTIVE

BASKETBALL OPS

BUSINESS OPS

MEDIA

COMMUNITY

HISTORY

PLAYOFFS

REVIEW

OPPONENTS

NBA

FEDERATION

AT A GLANCE



ALL-TIME ROSTER



James Posey

Forward		2003-04				2 Seasons				6-8		215		Xavier								#41
G	MP	FG	FGA	3P	3PA	FT	FTA	ORB	TRB	AST	STL	BLK	TOV	PF	PTS	FG%	3P%	FT%	MPG	PPG	RPG	APG
132	3833	435	1126	167	468	374	446	137	622	210	185	63	181	382	1531	.440	.357	.839	29.0	11.6	4.7	1.6



Leon Powe

Forward		2010-11				1 Season				6-8			240			California								#7
G	MP	FG	FGA	3P	3PA	FT	FTA	ORB	TRB	AST	STL	BLK	TOV	PF	PTS	FG%	3P%	FT%	MPG	PPG	RPG	APG		
16	141	30	60	0	2	28	46	8	25	5	3	1	7	24	88	.500	.000	.609	8.8	5.5	1.6	0.3		



Brent Price

Guard		1999-2001					2 Seasons				6-1		240		South Carolina/Oklahoma										#20
G	MP	FG	FGA	3P	3PA	FT	FTA	ORB	TRB	AST	STL	BLK	TOV	PF	PTS	FG%	3P%	FT%	MPG	PPG	RPG	APG			
47	454	44	130	26	72	40	46	9	41	74	19	1	51	71	154	.338	.361	.870	9.7	3.3	0.9	1.6			



Tayshaun Prince

Forward		2012-15				3 Seasons				6-9		212		Kentucky								#21
G	MP	FG	FGA	3P	3PA	FT	FTA	ORB	TRB	AST	STL	BLK	TOV	PF	PTS	FG%	3P%	FT%	MPG	PPG	RPG	APG
139	3750	419	1011	50	143	81	127	82	472	241	75	37	91	126	969	.414	.350	.638	27.0	7.0	3.4	1.7



Ivan Rabb

Forward		2017-19				2 Seasons				6-10				220				California				#10			
G	MP	FG	FGA	3P	3PA	FT	FTA	ORB	TRB	AST	STL	BLK	TOV	PF	PTS	FG%	3P%	FT%	MPG	PPG	RPG	APG			
85	1237	202	364	3	15	78	105	123	364	86	29	27	70	145	485	.555	.200	.743	14.6	5.7	4.3	1.0			



Zach Randolph

Forward		2009-17					8 Seasons				6-9		250		Michigan State							#50
G	MP	FG	FGA	3P	3PA	FT	FTA	ORB	TRB	AST	STL	BLK	TOV	PF	PTS	FG%	3P%	FT%	MPG	PPG	RPG	APG
551	17928	3731	7834	63	286	1736	2293	1895	5612	1085	429	154	1058	1305	9261	.476	.220	.757	32.5	16.8	10.2	2.0



Xavier Rathan-Mayes

Guard		2017-18					1 Season				6-4		208		Florida State								#22
G	MP	FG	FGA	3P	3PA	FT	FTA	ORB	TRB	AST	STL	BLK	TOV	PF	PTS	FG%	3P%	FT%	MPG	PPG	RPG	APG	
5	118	12	42	1	14	4	9	0	5	18	6	3	11	18	29	.286	.071	.444	23.6	5.8	1.0	3.6	

ALL-TIME ROSTER



Bryant Reeves

Center		1995-2001			6 Seasons				7-0		275		Oklahoma State										#50
G	MP	FG	FGA	3P	3PA	FT	FTA	ORB	TRB	AST	STL	BLK	TOV	PF	PTS	FG%	3P%	FT%	MPG	PPG	RPG	APG	
395	12071	1999	4208	2	27	945	1345	856	2745	623	200	302	744	1365	4945	.475	.074	.703	30.6	12.5	6.9	1.6	



Rodrick Rhodes

Wing		1998-99			1 Season				6-6		225		Kentucky/USC										#12
G	MP	FG	FGA	3P	3PA	FT	FTA	ORB	TRB	AST	STL	BLK	TOV	PF	PTS	FG%	3P%	FT%	MPG	PPG	RPG	APG	
10	123	11	44	1	7	11	19	7	13	10	4	2	15	16	34	.250	.143	.579	12.3	3.4	1.3	1.0	



Jeremy Richardson

Wing		2007-08			1 Season				6-6		185		Delta State										#3
G	MP	FG	FGA	3P	3PA	FT	FTA	ORB	TRB	AST	STL	BLK	TOV	PF	PTS	FG%	3P%	FT%	MPG	PPG	RPG	APG	
3	15	0	6	0	2	0	0	0	1	1	0	0	1	2	0	.000	.000	-	5.0	0.0	0.3	0.3	



Anthony Roberson

Guard		2005-06			1 Season				6-2		180		Florida										#3
G	MP	FG	FGA	3P	3PA	FT	FTA	ORB	TRB	AST	STL	BLK	TOV	PF	PTS	FG%	3P%	FT%	MPG	PPG	RPG	APG	
16	88	14	31	5	10	2	2	0	6	5	1	0	3	6	35	.452	.500	1.000	5.5	2.2	0.4	0.3	



Lawrence Roberts

Forward		2005-07			2 Seasons				6-9		240		Baylor/Mississippi State										#44
G	MP	FG	FGA	3P	3PA	FT	FTA	ORB	TRB	AST	STL	BLK	TOV	PF	PTS	FG%	3P%	FT%	MPG	PPG	RPG	APG	
87	1150	114	252	0	4	106	154	127	310	35	44	15	41	163	334	.452	.000	.688	13.2	3.8	3.6	0.4	



Chris Robinson

Guard		1996-98			2 Seasons				6-5		200		Western Kentucky										#5
G	MP	FG	FGA	3P	3PA	FT	FTA	ORB	TRB	AST	STL	BLK	TOV	PF	PTS	FG%	3P%	FT%	MPG	PPG	RPG	APG	
57	824	92	245	41	113	17	28	23	84	75	35	10	49	106	242	.376	.363	.607	14.5	4.2	1.5	1.3	



Larry Robinson

Guard		1997-98			1 Season				6-3		180		Centenary (LA)										#6
G	MP	FG	FGA	3P	3PA	FT	FTA	ORB	TRB	AST	STL	BLK	TOV	PF	PTS	FG%	3P%	FT%	MPG	PPG	RPG	APG	
6	41	6	19	3	6	2	2	2	12	1	4	0	2	0	17	.316	.500	1.000	6.8	2.8	2.0	0.2	

INTRO

PLAYERS

EXECUTIVE

BASKETBALL OPS

BUSINESS OPS

MEDIA

COMMUNITY

HISTORY

PLAYOFFS

REVIEW

OPPONENTS

NBA

FEDERATION

AT A GLANCE



ALL-TIME ROSTER



David Roddy

Forward		2022-23				1 Season				6-6				255				Colorado State								#27
G	MP	FG	FGA	3P	3PA	FT	FTA	ORB	TRB	AST	STL	BLK	TOV	PF	PTS	FG%	3P%	FT%	MPG	PPG	RPG	APG				
70	1258	180	420	65	212	41	65	50	193	59	29	19	57	107	466	.429	.307	.631	18.0	6.7	2.8	0.8				



Roy Rogers

Forward		1996-97					1 Season				6-10				235			Alabama							#44
G	MP	FG	FGA	3P	3PA	FT	FTA	ORB	TRB	AST	STL	BLK	TOV	PF	PTS	FG%	3P%	FT%	MPG	PPG	RPG	APG			
82	1848	244	483	1	1	54	94	139	386	46	21	163	86	214	543	.505	1.000	.574	22.5	6.6	4.7	0.6			



Quinton Ross

Wing		2008-09				1 Season				6-6				195				SMU				#13			
G	MP	FG	FGA	3P	3PA	FT	FTA	ORB	TRB	AST	STL	BLK	TOV	PF	PTS	FG%	3P%	FT%	MPG	PPG	RPG	APG			
68	1164	99	259	33	88	34	42	29	126	47	32	14	36	114	265	.382	.375	.810	17.1	3.9	1.9	0.7			



Jason Sasser

Forward		1998-99				1 Season				6-7				225			Texas Tech							#23
G	MP	FG	FGA	3P	3PA	FT	FTA	ORB	TRB	AST	STL	BLK	TOV	PF	PTS	FG%	3P%	FT%	MPG	PPG	RPG	APG		
6	39	5	11	0	0	1	2	2	7	2	2	0	2	4	11	.455	-	.500	6.5	1.8	1.2	0.3		



Byron Scott

Guard		1995-96					1 Season				6-3				185				Arizona State								#4
G	MP	FG	FGA	3P	3PA	FT	FTA	ORB	TRB	AST	STL	BLK	TOV	PF	PTS	FG%	3P%	FT%	MPG	PPG	RPG	APG					
80	1894	271	676	74	221	203	243	40	192	123	63	22	100	126	819	.401	.335	.835	23.7	10.2	2.4	1.5					



Dennis Scott

Wing		1999-2000					1 Season				6-8				229				Georgia Tech								#9
G	MP	FG	FGA	3P	3PA	FT	FTA	ORB	TRB	AST	STL	BLK	TOV	PF	PTS	FG%	3P%	FT%	MPG	PPG	RPG	APG					
66	1263	125	333	71	189	48	57	16	106	69	28	9	30	104	369	.375	.376	.842	19.1	5.6	1.6	1.0					



Josh Selby

Guard		2011-13					2 Seasons				6-2				183				Kansas					#2
G	MP	FG	FGA	3P	3PA	FT	FTA	ORB	TRB	AST	STL	BLK	TOV	PF	PTS	FG%	3P%	FT%	MPG	PPG	RPG	APG		
38	296	31	94	3	21	18	25	2	20	34	9	0	36	24	83	.330	.143	.720	7.8	2.2	0.5	0.9		

ALL-TIME ROSTER



Wayne Selden Jr.

Wing		2016-19					3 Seasons				6-5		230		Kansas								#7
G	MP	FG	FGA	3P	3PA	FT	FTA	ORB	TRB	AST	STL	BLK	TOV	PF	PTS	FG%	3P%	FT%	MPG	PPG	RPG	APG	
78	1336	201	480	72	206	78	106	33	111	114	32	12	86	119	552	.419	.350	.736	17.1	7.1	1.4	1.5	



Kobi Simmons

Guard		2017-18					1 Season				6-5		166	Arizona								#2
G	MP	FG	FGA	3P	3PA	FT	FTA	ORB	TRB	AST	STL	BLK	TOV	PF	PTS	FG%	3P%	FT%	MPG	PPG	RPG	APG
32	643	80	189	11	39	25	25	14	50	68	18	5	44	61	196	.423	.282	1.000	20.1	6.1	1.6	2.1




Brian Skinner

Center		2011-12					1 Season				6-9				255	Baylor							#3
G	MP	FG	FGA	3P	3PA	FT	FTA	ORB	TRB	AST	STL	BLK	TOV	PF	PTS	FG%	3P%	FT%	MPG	PPG	RPG	APG	
1	4	0	1	0	0	0	0	0	0	0	0	0	0	1	0	.000	-	-	4.0	0.0	0.0	0.0	



Ish Smith

Guard		2010-11					1 Season				6-0		175	Wake Forest										#5
G	MP	FG	FGA	3P	3PA	FT	FTA	ORB	TRB	AST	STL	BLK	TOV	PF	PTS	FG%	3P%	FT%	MPG	PPG	RPG	APG		
15	113	11	32	0	2	5	11	1	5	15	5	0	8	11	27	.344	.000	.455	7.5	1.8	0.3	1.0		



Michael Smith

Forward		1997-99					2 Seasons				6-8		230		Providence								#34
G	MP	FG	FGA	3P	3PA	FT	FTA	ORB	TRB	AST	STL	BLK	TOV	PF	PTS	FG%	3P%	FT%	MPG	PPG	RPG	APG	
78	1804	144	277	0	2	124	201	220	556	107	72	24	96	167	412	.520	.000	.617	23.1	5.3	7.1	1.4	



Russ Smith

Guard		2014-16					2 Seasons				6-0		165	Louisville								#2
G	MP	FG	FGA	3P	3PA	FT	FTA	ORB	TRB	AST	STL	BLK	TOV	PF	PTS	FG%	3P%	FT%	MPG	PPG	RPG	APG
21	102	13	37	2	10	20	26	2	12	17	8	1	12	12	48	.351	.200	.769	4.9	2.3	0.6	0.8



Theron Smith

Forward		2003-04				1 Season				6-8		225	Ball State				#0					
G	MP	FG	FGA	3P	3PA	FT	FTA	ORB	TRB	AST	STL	BLK	TOV	PF	PTS	FG%	3P%	FT%	MPG	PPG	RPG	APG
20	178	16	43	6	12	6	8	13	41	7	5	5	14	18	44	.372	.500	.750	8.9	2.2	2.1	0.4



ALL-TIME ROSTER



Will Solomon

Guard		2001-02					1 Season				6-1		185		Clemson										#1
G	MP	FG	FGA	3P	3PA	FT	FTA	ORB	TRB	AST	STL	BLK	TOV	PF	PTS	FG%	3P%	FT%	MPG	PPG	RPG	APG			
62	872	113	331	46	162	49	73	12	68	92	35	7	62	76	321	.341	.284	.671	14.1	5.2	1.1	1.5			



Marreese Speights

Forward/Center		2011-13			2 Seasons					6-10			255			Florida					#5	
G	MP	FG	FGA	3P	3PA	FT	FTA	ORB	TRB	AST	STL	BLK	TOV	PF	PTS	FG%	3P%	FT%	MPG	PPG	RPG	APG
100	1924	327	735	2	8	132	176	209	563	66	31	56	109	233	788	.445	.250	.750	19.2	7.9	5.6	0.7




Will Solomon

Guard		2001-02				1 Season				6-1		185		Clemson										#1
G	MP	FG	FGA	3P	3PA	FT	FTA	ORB	TRB	AST	STL	BLK	TOV	PF	PTS	F6%	3P%	FT%	MPG	PPG	RPG	APG		
62	872	113	331	46	162	49	73	12	68	92	35	7	62	76	321	.341	.284	.671	14.1	5.2	1.1	1.5		



Xavier Sneed

Forward		2021-22					1 Season				6-5				215				Kansas State					#20
G	MP	FG	FGA	3P	3PA	FT	FTA	ORB	TRB	AST	STL	BLK	TOV	PF	PTS	FG%	3P%	FT%	MPG	PPG	RPG	APG		
2	8	0	2	0	2	0	0	1	2	0	0	0	0	2	0	.000	.000	-	4.0	0.0	1.0	0.0		



D.J. Stephens

Guard		2018-19					1 Season				6-5				188				Memphis					#20
G	MP	FG	FGA	3P	3PA	FT	FTA	ORB	TRB	AST	STL	BLK	TOV	PF	PTS	FG%	3P%	FT%	MPG	PPG	RPG	APG		
1	7	1	2	0	0	0	0	0	0	0	1	0	1	0	2	.500	-	-	7.0	2.0	0.0	0.0		



Joe Stephens

Forward		1999-2000				1 Season				6-7				210				Colorado/Little Rock								#23
G	MP	FG	FGA	3P	3PA	FT	FTA	ORB	TRB	AST	STL	BLK	TOV	PF	PTS	F6%	3P%	FT%	MPG	PPG	RPG	APG				
13	181	19	51	0	8	3	4	13	36	11	7	3	6	9	41	.373	.000	.750	13.9	3.2	2.8	0.8				



Alex Stepheson

Center		2015-16				1 Season				6-10				270				UNC/USC								#35
G	MP	FG	FGA	3P	3PA	FT	FTA	ORB	TRB	AST	STL	BLK	TOV	PF	PTS	FG%	3P%	FT%	MPG	PPG	RPG	APG				
4	61	8	26	0	0	4	10	18	26	2	1	3	0	8	20	.308	-	.400	15.3	5.0	6.5	0.5				

ALL-TIME ROSTER



Lance Stephenson

Wing		2015-16					1 Season					6-6 230					Cincinnati					#1
G	MP	FG	FGA	3P	3PA	FT	FTA	ORB	TRB	AST	STL	BLK	TOV	PF	PTS	FG%	3P%	FT%	MPG	PPG	RPG	APG
26	692	146	308	11	31	66	81	21	115	73	19	6	46	56	369	.474	.355	.815	26.6	14.2	4.4	2.8




Jarnell Stokes

Center		2014-16					2 Seasons					6-9 236					Tennessee					#1
G	MP	FG	FGA	3P	3PA	FT	FTA	ORB	TRB	AST	STL	BLK	TOV	PF	PTS	FG%	3P%	FT%	MPG	PPG	RPG	APG
21	130	21	37	0	0	15	28	17	36	4	5	5	7	25	57	.568	-	.536	6.2	2.7	1.2	0.2



Damon Stoudamire

Guard		2005-08					3 Seasons					5-10 171					Arizona					#20
G	MP	FG	FGA	3P	3PA	FT	FTA	ORB	TRB	AST	STL	BLK	TOV	PF	PTS	FG%	3P%	FT%	MPG	PPG	RPG	APG
118	2987	362	918	131	373	140	171	68	305	539	85	3	206	190	995	.394	.351	.819	25.3	8.4	2.6	4.6



Erick Strickland

Guard		2000-01					1 Season					6-3 210					Nebraska					#25
G	MP	FG	FGA	3P	3PA	FT	FTA	ORB	TRB	AST	STL	BLK	TOV	PF	PTS	FG%	3P%	FT%	MPG	PPG	RPG	APG
22	409	41	136	14	48	44	51	9	76	66	22	1	27	42	140	.301	.292	.863	18.6	6.4	3.5	3.0



Stromile Swift

Forward/Center		2000-05, 2006-08					7 Seasons					6-9 225					LSU					#4
G	MP	FG	FGA	3P	3PA	FT	FTA	ORB	TRB	AST	STL	BLK	TOV	PF	PTS	FG%	3P%	FT%	MPG	PPG	RPG	APG
441	8980	1422	3021	1	24	984	1387	748	2128	243	307	607	571	1080	3829	.471	.042	.709	20.4	8.7	4.8	0.6



Marquis Teague

Guard		2017-18					1 Season					6-2 189					Kentucky					#20
G	MP	FG	FGA	3P	3PA	FT	FTA	ORB	TRB	AST	STL	BLK	TOV	PF	PTS	FG%	3P%	FT%	MPG	PPG	RPG	APG
3	74	4	16	1	4	2	5	1	6	13	4	0	3	5	11	.250	.250	.400	24.7	3.7	2.0	4.3



Garrett Temple

Wing		2018-19					1 Season					6-5 195					LSU					#17
G	MP	FG	FGA	3P	3PA	FT	FTA	ORB	TRB	AST	STL	BLK	TOV	PF	PTS	FG%	3P%	FT%	MPG	PPG	RPG	APG
49	1530	166	387	74	210	57	76	18	152	69	50	25	54	134	463	.429	.352	.750	31.2	9.4	3.1	1.4

INFO

PLAYERS

EXECUTIVE

BASKETBALL OPS

BUSINESS OPS

MEDIA

COMMUNITY

HISTORY

PLAYOFFS

REVIEW

OPPONENTS

NBA

FEDERATION

AT A GLANCE



ALL-TIME ROSTER



Tyrell Terry

Guard		2021-22					1 Season					6-2		160		Stanford										#3	
G	MP	FG	FGA	3P	3PA	FT	FTA	ORB	TRB	AST	STL	BLK	TOV	PF	PTS	FG%	3P%	FT%	MPG	PPG	RPG	APG					
2	3	1	1	0	0	0	0	0	0	0	0	0	0	1	21.000	-	-	1.5	1.0	0.0	0.0						



Jon Teske

Center		2021-22					1 Season				7-1				265			Michigan					#10	
G	MP	FG	FGA	3P	3PA	FT	FTA	ORB	TRB	AST	STL	BLK	TOV	PF	PTS	FG%	3P%	FT%	MPG	PPG	RPG	APG		
3	8	0	1	0	0	0	2	0	2	1	1	0	0	1	0	.000	-	.000	2.7	0.0	0.7	0.3		



Hasheem Thabeet

Center		2009-11					2 Seasons				7-3		263		UConn					#34		
G	MP	FG	FGA	3P	3PA	FT	FTA	ORB	TRB	AST	STL	BLK	TOV	PF	PTS	FG%	3P%	FT%	MPG	PPG	RPG	APG
113	1252	94	170	0	0	73	128	109	318	15	24	104	60	235	261	.553	-	.570	11.1	2.3	2.8	0.1



John Thomas

Center		2005-06				1 Season				6-9				265		Minnesota								#25	
G	MP	FG	FGA	3P	3PA	FT	FTA	ORB	TRB	AST	STL	BLK	TOV	PF	PTS	FG%	3P%	FT%	MPG	PPG	RPG	APG			
3	25	2	2	0	0	0	0	0	0	1	0	1	2	3	41.000	=	=	=	8.3	1.3	0.0	0.3			



Tyrus Thomas

Forward		2014-15					1 Season				6-9				215				LSU				#13			
G	MP	FG	FGA	3P	3PA	FT	FTA	ORB	TRB	AST	STL	BLK	TOV	PF	PTS	FG%	3P%	FT%	MPG	PPG	RPG	APG				
2	7	1	1	0	0	2	2	0	0	1	0	0	0	0	41.000	-	1.000	3.5	2.0	0.0	0.5					



Otis Thorpe

Forward		1997-98					1 Season				6-9			225			Providence							#10
G	MP	FG	FGA	3P	3PA	FT	FTA	ORB	TRB	AST	STL	BLK	TOV	PF	PTS	FG%	3P%	FT%	MPG	PPG	RPG	APG		
47	1574	205	430	0	4	118	170	100	371	161	30	23	115	158	528	.477	.000	.694	33.5	11.2	7.9	3.4		



Killian Tillie

Forward/Center		2020-22					2 Seasons				6-10			220			Gonzaga							#35
G	MP	FG	FGA	3P	3PA	FT	FTA	ORB	TRB	AST	STL	BLK	TOV	PF	PTS	FG%	3P%	FT%	MPG	PPG	RPG	APG		
54	643	62	184	37	119	14	19	27	84	30	28	23	15	78	175	.337	.311	.737	11.9	3.2	1.6	0.6		

ALL-TIME ROSTER



Xavier Tillman Sr.

Forward/Center		2019-22					3 Seasons					6-8		245		Michigan State										#2
G	MP	FG	FGA	3P	3PA	FT	FTA	ORB	TRB	AST	STL	BLK	TOV	PF	PTS	FG%	3P%	FT%	MPG	PPG	RPG	APG				
173	2966	453	821	36	129	129	213	261	724	233	151	77	123	276	1071	.552	.279	.606	17.1	6.2	4.2	1.3				



Jamaal Tinsley

Guard		2009-10					1 Season				6-3		195		Iowa State										#10
G	MP	FG	FGA	3P	3PA	FT	FTA	ORB	TRB	AST	STL	BLK	TOV	PF	PTS	FG%	3P%	FT%	MPG	PPG	RPG	APG			
38	589	52	140	7	39	22	27	11	66	108	33	5	63	67	133	.371	.179	.815	15.5	3.5	1.7	2.8			



Anthony Tolliver

Forward		2019-20				1 Season				6-8		240		Creighton								#44
G	MP	FG	FGA	3P	3PA	FT	FTA	ORB	TRB	AST	STL	BLK	TOV	PF	PTS	FG%	3P%	FT%	MPG	PPG	RPG	APG
13	236	19	48	17	41	7	8	5	33	10	7	1	9	14	62	.396	.415	.875	18.2	4.8	2.5	0.8



Cezary Trybański

Center		2002-03				1 Season				7-2				240				Znicz Pruszków (Poland)										#15
G	MP	FG	FGA	3P	3PA	FT	FTA	ORB	TRB	AST	STL	BLK	TOV	PF	PTS	FG%	3P%	FT%	MPG	PPG	RPG	APG						
15	86	5	20	0	0	4	10	6	14	1	0	6	8	13	14	.250	-	.400	5.7	0.9	0.9	0.1						



Jake Tsakalidis

Center		2003-07					4 Seasons				7-2		285		AEK Athens (Greece)										#12
G	MP	FG	FGA	3P	3PA	FT	FTA	ORB	TRB	AST	STL	BLK	TOV	PF	PTS	FG%	3P%	FT%	MPG	PPG	RPG	APG			
145	1801	219	412	0	0	121	190	160	460	43	33	81	95	262	559	.532	-	.637	12.4	3.9	3.2	0.3			



Beno Udrih

Guard		2013-16					3 Seasons				6-3		205		Olimpia Milano (Italy)										#19
G	MP	FG	FGA	3P	3PA	FT	FTA	ORB	TRB	AST	STL	BLK	TOV	PF	PTS	FG%	3P%	FT%	MPG	PPG	RPG	APG			
97	1669	276	569	32	110	95	111	22	154	252	50	10	105	103	679	.485	.291	.856	17.2	7.0	1.6	2.6			



Jarrod Uthoff

Forward		2019-20				1 Season				6-9				221		Iowa				#19			
G	MP	FG	FGA	3P	3PA	FT	FTA	ORB	TRB	AST	STL	BLK	TOV	PF	PTS	FG%	3P%	FT%	MPG	PPG	RPG	APG	
4	14	1	7	0	4	2	2	1	1	0	1	0	0	1	4	.143	.000	1.000	3.5	1.0	0.3	0.0	

INTRO

PLAYERS

EXECUTIVE

BASKETBALL OPS

BUSINESS OPS

MEDIA

COMMUNITY

HISTORY

PLAYOFFS

REVIEW

OPPONENTS

NBA

FEDERATION

AT A GLANCE



ALL-TIME ROSTER



Jonas Valančiūnas

Center		2018-21					3 Seasons				6-11		265		Lietuvos Rytas (Lithuania)										#17
G	MP	FG	FGA	3P	3PA	FT	FTA	ORB	TRB	AST	STL	BLK	TOV	PF	PTS	FG%	3P%	FT%	MPG	PPG	RPG	APG			
151	4127	1024	1761	58	166	375	494	518	1767	284	71	163	278	428	2481	.581	.349	.759	27.3	16.4	11.7	1.9			



Greivis Vásquez

Guard		2010-11					1 Season				6-6		217		Louisville										#21
G	MP	FG	FGA	3P	3PA	FT	FTA	ORB	TRB	AST	STL	BLK	TOV	PF	PTS	FG%	3P%	FT%	MPG	PPG	RPG	APG			
70	860	95	233	25	86	34	44	12	73	151	22	4	70	83	249	.408	.291	.773	12.3	3.6	1.0	2.2			




Hakim Warrick

Forward		2005-09					4 Seasons				6-9		219		Syracuse										#21
G	MP	FG	FGA	3P	3PA	FT	FTA	ORB	TRB	AST	STL	BLK	TOV	PF	PTS	FG%	3P%	FT%	MPG	PPG	RPG	APG			
307	6659	1142	2286	18	79	824	1137	425	1326	224	141	118	400	671	3126	.500	.228	.725	21.7	10.2	4.3	0.7			



Julian Washburn

Forward		2018-19				1 Season				6-8				210		Texas-El Paso										#4
G	MP	FG	FGA	3P	3PA	FT	FTA	ORB	TRB	AST	STL	BLK	TOV	PF	PTS	FG%	3P%	FT%	MPG	PPG	RPG	APG				
18	254	16	48	5	24	3	4	8	41	14	13	2	7	16	40	.333	.208	.750	14.1	2.2	2.3	0.8				



Earl Watson

Guard		2002-05					3 Seasons					6-1 195					UCLA					#25
G	MP	FG	FGA	3P	3PA	FT	FTA	ORB	TRB	AST	STL	BLK	TOV	PF	PTS	FG%	3P%	FT%	MPG	PPG	RPG	APG
240	4843	578	1409	109	360	243	362	130	506	986	263	52	401	497	1508	.410	.303	.671	20.2	6.3	2.1	4.1



Yuta Watanabe

Forward		2018-20				2 Seasons				6-9		215		George Washington										#12 / 18
G	MP	FG	FGA	3P	3PA	FT	FTA	ORB	TRB	AST	STL	BLK	TOV	PF	PTS	FG%	3P%	FT%	MPG	PPG	RPG	APG		
33	279	30	85	5	24	10	18	11	51	13	9	2	8	20	75	.353	.208	.556	8.5	2.3	1.5	0.4		



Briante Weber

Guard		2015-16, 2017-18 2 Seasons										6-2 165		VCU										#2 / 3
G	MP	FG	FGA	3P	3PA	FT	FTA	ORB	TRB	AST	STL	BLK	TOV	PF	PTS	FG%	3P%	FT%	MPG	PPG	RPG	APG		
11	285	23	59	0	7	7	10	13	41	29	17	5	17	21	53	.390	.000	.700	25.9	4.8	3.7	2.6		

ALL-TIME ROSTER



Bonzi Wells

Wing		2003-05					2 Seasons					6-5			210		Ball State										#6
G	MP	FG	FGA	3P	3PA	FT	FTA	ORB	TRB	AST	STL	BLK	TOV	PF	PTS	FG%	3P%	FT%	MPG	PPG	RPG	APG					
128	2957	567	1292	57	165	258	344	106	428	184	156	43	219	324	1449	.439	.345	.750	23.1	11.3	3.3	1.4					



Doug West

Wing		1998-2001					3 Seasons				6-6		200		Villanova										#2
G	MP	FG	FGA	3P	3PA	FT	FTA	ORB	TRB	AST	STL	BLK	TOV	PF	PTS	FG%	3P%	FT%	MPG	PPG	RPG	APG			
67	1046	101	248	0	7	59	72	27	111	76	31	19	35	139	261	.407	.000	.819	15.6	3.9	1.7	1.1			



DeJuan Wheat

Guard		1998-99					1 Season					6-0		165		Louisville										#6
G	MP	FG	FGA	3P	3PA	FT	FTA	ORB	TRB	AST	STL	BLK	TOV	PF	PTS	FG%	3P%	FT%	MPG	PPG	RPG	APG				
46	590	73	193	22	60	40	55	11	45	102	26	2	48	59	208	.378	.367	.727	12.8	4.5	1.0	2.2				



Gerald Wilkins

Wing		1995-96					1 Season				6-6				185		Chattanooga										#21
G	MP	FG	FGA	3P	3PA	FT	FTA	ORB	TRB	AST	STL	BLK	TOV	PF	PTS	FG%	3P%	FT%	MPG	PPG	RPG	APG					
28	738	77	205	14	64	20	23	22	65	68	22	2	37	55	188	.376	.219	.870	26.4	6.7	2.3	2.4					




Aaron Williams

Forward		1996-97					1 Season				6-9 220				Xavier										#15
G	MP	FG	FGA	3P	3PA	FT	FTA	ORB	TRB	AST	STL	BLK	TOV	PF	PTS	FG%	3P%	FT%	MPG	PPG	RPG	APG			
32	553	82	143	0	1	33	49	60	138	15	16	26	28	72	197	.573	.000	.673	17.3	6.2	4.3	0.5			



Elliot Williams

Guard		2015-16					1 Season				6-5				190		Memphis										#25
G	MP	FG	FGA	3P	3PA	FT	FTA	ORB	TRB	AST	STL	BLK	TOV	PF	PTS	FG%	3P%	FT%	MPG	PPG	RPG	APG					
5	45	2	10	1	4	3	4	1	4	4	0	0	1	2	8	.200	.250	.750	9.0	1.6	0.8	0.8					



Jason Williams

Guard		2001-05, 2010-11								5 Seasons				6-1				190		Florida										#2 / 3	
G	MP	FG	FGA	3P	3PA	FT	FTA	ORB	TRB	AST	STL	BLK	TOV	PF	PTS	FG%	3P%	FT%	MPG	PPG	RPG	APG									
295	8834	1274	3230	500	1543	352	431	91	684	2069	372	28	655	422	3400	.394	.324	.817	29.9	11.5	2.3	7.0									

INFO

PLAYERS

EXECUTIVE

BASKETBALL
OPS

BUSINESS
OPS

MEDIA

COMMUNITY

HISTORY

PLAYOFFS

REVIEW

OPPONENTS

NBA

FEDERATION

AT A GLANCE



ALL-TIME ROSTER



Marcus Williams

Guard		2009-10					1 Season				6-3		205		UConn										#5
G	MP	FG	FGA	3P	3PA	FT	FTA	ORB	TRB	AST	STL	BLK	TOV	PF	PTS	FG%	3P%	FT%	MPG	PPG	RPG	APG			
62	872	104	271	24	81	37	55	13	93	161	32	1	74	43	269	.384	.296	.673	14.1	4.3	1.5	2.6			



Troy Williams

Forward		2016-17					1 Season				6-7		218		Indiana										#10
G	MP	FG	FGA	3P	3PA	FT	FTA	ORB	TRB	AST	STL	BLK	TOV	PF	PTS	FG%	3P%	FT%	MPG	PPG	RPG	APG			
24	418	51	123	10	41	15	25	6	45	19	24	9	26	42	127	.415	.244	.600	17.4	5.3	1.9	0.8			



Vince Williams Jr.

Wing		2022-23				1 Season				6-6		205		VCU								#5
G	MP	FG	FGA	3P	3PA	FT	FTA	ORB	TRB	AST	STL	BLK	TOV	PF	PTS	FG%	3P%	FT%	MPG	PPG	RPG	APG
15	105	12	40	4	28	2	2	4	15	4	6	2	5	12	30	.300	.143	1.000	7.0	2.0	1.0	0.3



Ziaire Williams

Wing		2021-23				2 Seasons				6-8		215		Stanford								#8
G	MP	FG	FGA	3P	3PA	FT	FTA	ORB	TRB	AST	STL	BLK	TOV	PF	PTS	FG%	3P%	FT%	MPG	PPG	RPG	APG
99	1907	275	620	101	339	60	77	42	208	100	49	18	78	171	711	.444	.298	.779	19.3	7.2	2.1	1.0



Justise Winslow

Wing		2019-21				2 Seasons				6-6		222		Duke								#7
G	MP	FG	FGA	3P	3PA	FT	FTA	ORB	TRB	AST	STL	BLK	TOV	PF	PTS	FG%	3P%	FT%	MPG	PPG	RPG	APG
26	507	74	210	10	54	20	35	18	118	50	15	12	37	47	178	.352	.185	.571	19.5	6.8	4.5	1.9



Brandon Wright

Center		2015-18					3 Seasons				6-10				210			North Carolina								#34
G	MP	FG	FGA	3P	3PA	FT	FTA	ORB	TRB	AST	STL	BLK	TOV	PF	PTS	FG%	3P%	FT%	MPG	PPG	RPG	APG				
67	1025	175	286	0	1	57	92	77	214	34	29	60	28	92	407	.612	.000	.620	15.3	6.1	3.2	0.5				



Delon Wright

Guard		2018-19					1 Season				6-5		185		Utah					#2		
G	MP	FG	FGA	3P	3PA	FT	FTA	ORB	TRB	AST	STL	BLK	TOV	PF	PTS	FG%	3P%	FT%	MPG	PPG	RPG	APG
26	802	115	265	20	78	66	89	29	141	138	42	15	40	50	316	.434	.256	.742	30.8	12.2	5.4	5.3

ALL-TIME ROSTER



Lorenzen Wright

Center		2001-06					5 Seasons				6-11		225		Memphis										#42
G	MP	FG	FGA	3P	3PA	FT	FTA	ORB	TRB	AST	STL	BLK	TOV	PF	PTS	FG%	3P%	FT%	MPG	PPG	RPG	APG			
336	8883	1319	2877	0	17	510	792	763	2386	330	236	250	426	979	3148	.458	.000	.644	26.4	9.4	7.1	1.0			



Tony Wroten

Guard		2012-13				1 Season				6-6		205	Washington										#1
G	MP	FG	FGA	3P	3PA	FT	FTA	ORB	TRB	AST	STL	BLK	TOV	PF	PTS	FG%	3P%	FT%	MPG	PPG	RPG	APG	
35	272	33	86	4	16	21	29	13	28	43	8	4	29	34	91	.384	.250	.724	7.8	2.6	0.8	1.2	



Sam Young

Wing		2009-12					3 Seasons				6-6		220	Washington								#4
G	MP	FG	FGA	3P	3PA	FT	FTA	ORB	TRB	AST	STL	BLK	TOV	PF	PTS	FG%	3P%	FT%	MPG	PPG	RPG	APG
179	3138	489	1074	28	115	235	303	131	429	132	113	45	164	238	1241	.455	.243	.776	17.5	6.9	2.4	0.7



Tyler Zeller

Center		2018-19					1 Season				7-0		253		North Carolina										#45
G	MP	FG	FGA	3P	3PA	FT	FTA	ORB	TRB	AST	STL	BLK	TOV	PF	PTS	FG%	3P%	FT%	MPG	PPG	RPG	APG			
4	82	16	28	0	0	14	18	9	18	3	1	3	4	16	46	.571	-	.778	20.5	11.5	4.5	0.8			

INTRO

PLAYERS

EXECUTIVE

BASKETBALL OPS

BUSINESS OPS

MEDIA

COMMUNITY

HISTORY

PLAYOFFS

REVIEW

OPPONENTS

NBA

FEDERATION

AT A GLANCE



ALL-TIME ROSTER

GRIZZLIES ALL-TIME UNIFORM NUMBERS

No	Player	Season(s)	No	Player	Season(s)
00	Benoit Benjamin	1995-96		Andrew Harrison	2016-17 to 2018-19
	Darrell Arthur	2008-09 to 2012-13		Bruno Caboclo	2018-19 to 2019-20
0	Drew Gooden	2002-03		Dusty Hannahs	2019-20
	Theron Smith	2003-04		Yves Pons	2021-22
	JaMychal Green	2014-15 to 2018-19		Vince Williams Jr.	2022-2023
	Avery Bradley	2018-19	6	Larry Robinson	1996-97 to 1997-98
	De Anthony Melton	2019-20 to 2021-22		De Juan Wheat	1998-99
	Jacob Gilyard	2022-2023		Antonis Fotsis	2001-02
1	Anthony Peeler	1997-98		Bonzl Wells	2003-04 to 2004-05
	Cherokee Parks	1998-99 to 1999-00		Eddie Jones	2005-06 to 2006-07
	Mahmoud Abdul-Rauf	2000-01		Bobby Jones	2007-08
	Will Solomon	2001-02		Mario Chalmers	2015-16, 2017-18
	Wesley Person	2002-03 to 2003-04		Shelvin Mack	2018-19
	Antonio Burks	2004-05 to 2005-06		C.J. Miles	2018-19
	Kyle Lowry	2006-07 to 2008-09		Shaq Buchanan	2021-22
	DeMarre Carroll	2009-10 to 2010-11		Kenneth Lofton Jr.	2022-2023
	Jeremy Pargo	2011-12	7	Lawrence Moten	1995-96
	Tony Wroten	2012-13		Anthony Peeler	1996-97
	Seth Curry	2013-14		Sam Mack	1997-98 to 1998-99
	Jarnell Stokes	2014-15 to 2015-16		Eddie Gill	2001-02
	Lance Stephenson	2015-16		Tarence Kinsey	2006-07 to 2007-08
	Jarell Martin	2016-17 to 2017-18		Greg Buckner	2008-09
	Kyle Anderson	2018-19 to 2021-22		Leon Powe	2010-11
	Kennedy Chandler	2022-2023		Jerryd Bayless	2012-13 to 2013-14
2	Greg Anthony	1995-96 to 1996-97		Darius Morris	2013-14
	Doug West	1997-98 to 2000-01		Chris Andersen	2015-16
	Jason Williams	2001-02 to 2004-05		Wayne Selden	2016-17 to 2018-19
	Juan Carlos Navarro	2007-08		Justin Holiday	2018-19
	Trey Gilder	2009-10		Justise Winslow	2019-20 to 2020-21
	Acie Law	2010-11		Santi Aldama	2021-22 to 2022-2023
	Josh Selby	2011-12 to 2012-13	8	Michael Dickerson	1999-00 to 2002-03
	Russ Smith	2014-15 to 2015-16		Quincy Pondexter	2014-15
	Kobi Simmons	2017-18		Bryce Cotton	2015-16
	Jarnell Stokes	2018-19		James Ennis III	2015-16, 2016-17 to 2017-18
	Delon Wright	2018-19		MarShon Brooks	2017-18 to 2018-19
	Jordan Bell	2019-20		Dusty Hannahs	2018-19
	Xavier Tillman Sr.	2020-21 to 2022-23		Ziaire Williams	2021-22 to 2022-2023
3	Shareef Abdur-Rahim	1996-97 to 2000-01	9	George Lynch	1997-98
	Troy Bell	2003-04		Dennis Scott	1999-00
	Anthony Roberson	2005-06		Isaac Austin	2000-01 to 2001-02
	Chuck Atkins	2006-07		Ronnie Brewer	2009-10
	Jeremy Richardson	2007-08		Tony Allen	2010-11 to 2016-17
	Javaris Crittenton	2007-08 to 2008-09	10	Moochie Norris	1996-97
	Steve Francis*	2008-09		Otis Thorpe	1997-98
	Darius Miles	2008-09		Mike Bibby	1998-99 to 2000-01
	Allen Iverson	2009-10		Gordan Giricek	2002-03
	Jason Williams	2010-11		Junior Harrington	2006-07
	Brian Skinner	2011-12		Jamaal Tinsley	2009-10
	Wayne Ellington	2012-13		Rodney Carney	2010-11
	James Johnson	2013-14		Gilbert Arenas	2011-12
	Jordan Adams	2014-15 to 2015-16		Jarell Martin	2015-16
	Briante Weber	2017-18		Troy Williams	2016-17
	Jevon Carter	2018-19		Ivan Rabb	2017-18 to 2018-19
	Grayson Allen	2019-20 to 2020-21		Tim Frazier	2020-21
	Tyrell Terry	2021-22		Shaquille Harrison *	2021-22
	Jake LaRavia	2022-2023		Jon Teske	2021-22
4	Byron Scott	1995-96		Luke Kennard	2022-2023
	Stromile Swift	2000-01 to 2004-05; 2006-07 to 2007-08	11	Lee Mayberry	1996-97 to 1998-99
	Sam Young	2009-10 to 2011-12		Damon Jones	2000-01
	Chris Johnson	2012-13		Mike Conley	2007-08 to 2018-19
	Jordan Farmar	2015-16	12	Bobby Hurley	1997-98
	Wade Baldwin IV	2016-17		Rodrick Rhodes	1998-99
	Myke Henry	2017-18		Jake Tsakalidis	2003-04 to 2006-07
	Julian Washburn	2018-19		Nick Calathes	2013-14 to 2014-15
	Jontay Porter	2019-20 to 2020-21		Tyreke Evans	2017-18
	Steven Adams	2021-23		Yuta Watanabe	2018-19
5	Darrick Martin	1995-96		Ja Morant	2019-20 to 2022-2023
	Chris Robinson	1997-98	13	Felipe Lopez	1998-99 to 1999-00
	Mitt Palacio	1999-00		Quinton Ross	2008-09
	Elliot Perry	2001-02		Xavier Henry	2010-11
	Will Conroy	2006-07		Mike Miller	2013-14
	Marcus Williams	2009-10		Tyrus Thomas	2014-15
	Ish Smith	2010-11		Jaren Jackson Jr.	2018-19 to 2022-2023
	Marreese Speights	2011-12 to 2012-13	14	Eric Murdock	1995-96
	Austin Daye	2012-13		Carl Herrera	1998-99
	Courtney Lee	2013-14 to 2015-16		Andre Emmett	2004-05

ALL-TIME ROSTER



	Lester Hudson	2011-12	Adonal Foyle	2008-09
	Xavier Munford	2015-16	Jon Leuer	2012-13 to 2014-15
	Brice Johnson	2017-18	Troy Daniels	2016-17
	Omari Johnson	2017-18	Sean McDermott	2020-21
	Gorgui Dieng	2019-20 to 2020-21	Darko Milicic	2007-08 to 2008-09
	Danny Green	2022-2023	Shane Battier	2001-02 to 2005-06, 2010-11
15	Rich Manning	1995-96 to 1996-97	Dakota Mathias	2021-22
	Aaron Williams	1996-97	Doug Edwards	1995-96 to 1997-98
	Cezary Trybanski	2002-03	Pete Chilcutt	1998-99
	Hamed Haddadi	2008-09 to 2012-13	Rodney Buford	2001-02
	Vince Carter	2014-15 to 2016-17	Chuck Atkins	2005-06
	Brandon Clarke	2019-20 to 2022-2023	Alexander Johnson	2006-07
16	Pau Gasol	2001-02 to 2007-08	O.J. Mayo	2008-09 to 2011-12
	Toney Douglas	2016-17	Ed Davis	2012-13 to 2013-14
17	Chris King	1995-96	Jeff Green	2014-15 to 2015-16
	Garret Temple	2018-19	Vince Hunter	2017-18
	Jonas Valanciunas	2018-19 to 2020-21	Pete Chilcutt	1996-97
18	Ashraf Amaya	1995-96	Antonio Daniels	1997-98
	Josh Davis	2011-12	Mike Miller	2002-03 to 2007-08
	Omri Casspi	2018-19	Marc Gasol	2008-09 to 2018-19
	Yuta Watanabe	2019-20	Anthony Avent	1995-96
19	Beno Udrih	2013-14 to 2015-16	George Lynch	1996-97
	P.J. Hairston	2015-16	Michael Smith	1997-98 to 1998-99
	Jarrod Uthoff	2019-20	Scott Padgett	2006-07
20	Brent Price	1999-00 to 2000-01	Jason Collins	2007-08
	Chris Owens	2002-03	Hasheem Thabeet	2009-10 to 2010-11
	Damon Stoudamire	2005-06 to 2007-08	Brandon Wright	2015-16 to 2017-18
	Quincy Pondexter	2012-13 to 2013-14	Brian Cardinal	2004-05 to 2007-08
	Ryan Hollins	2015-16	Alex Stephenson	2015-16
	Marquis Teague	2017-18	Killian Tillie	2020-21 to 2021-22
	D.J. Stephens	2018-19	Antonio Harvey	1995-96
	Josh Jackson	2019-20	Cuonzo Martin	1995-96
	Xavier Sneed	2021-22	Ivano Newbill	1997-98
21	Gerald Wilkins	1995-96	Makhtar N'Diaye	1998-99
	Lawrence Moten	1996-97	Ryan Humphrey	2002-03 to 2004-05
	Kevin Edwards	2000-01	James Posey	2003-04 to 2004-05
	Isaac Fontaine	2001-02	Kosta Koufos	2013-14 to 2014-15
	Robert Archibald	2002-03	Lorenzo Wright	2001-02 to 2005-06
	Hakim Warrick	2005-06 to 2008-09	Grant Long	1999-00 to 2001-02
	Greivis Vasquez	2010-11	Kenny Gattison	1995-96
	Tayshaun Prince	2012-13 to 2014-15	Roy Rogers	1996-97
	Deyonta Davis	2017-18	Tony Massenburg	1997-98 to 1998-99; 2000-01 to 2001-02
	Tyus Jones	2019-20 to 2022-2023	Lawrence Roberts	2005-06 to 2006-07
22	Brevin Knight	2001-02 to 2002-03	Andre Brown	2007-08
	Rudy Gay	2006-07 to 2012-13	Dante Cunningham	2011-12
	Jamaal Franklin	2013-14	Solomon Hill	2019-20
	Matt Barnes	2015-16	Anthony Tolliver	2019-20
	Xavier Rathan-Mayes	2017-18	Bo Outlaw	2003-04
	Tyler Dorsey	2018-19	Steven Hunter	2009-10
	Desmond Bane	2020-21 to 2022-2023	Dexter Pittman	2012-13
23	Pete Chilcutt	1997-98	Tyler Zeller	2018-19
	Jason Sasser	1998-99	John Konchar	2019-20 to 2022-2023
	Casey Jacobsen	2007-08	Bryant Reeves	1995-96 to 2001-02
	Deyonta Davis	2016-17	Zach Randolph	2009-10 to 2016-17
	Ben McLemore	2017-18	Eric Mobley	1995-96 to 1996-97
	Marko Guduric	2019-20	J.R. Henderson	1998-99
	Jarrett Culver	2021-22	Obinna Ekezie	1999-00
24	Terry Dehere	1998-99	Kwame Brown	2007-08
	Othella Harrington	1999-00 to 2000-01	Eric Leckner	1996-97
	Bobby Jackson	2005-06	Antoine Carr	1999-00
	Dillon Brooks	2017-18 to 2022-2023	Marko Jaric	2008-09 to 2009-10
25	Joe Stephens	1999-00	Keyon Dooling	2012-13
	Erick Strickland	2000-01	Joakim Noah	2018-19
	Nick Anderson	2001-02	DaQuan Jeffries	2021-22
	Earl Watson	2002-03 to 2004-05	Jae Crowder	2019-20
	John Thomas	2005-06		
	Elliott Williams	2015-16		
	Chandler Parsons	2016-17 to 2017-18		
	Sam Merrill	2021-22		
26	Lester Hudson	2009-10		
27	Kalin Lucas	2014-15		
	David Roddy	2022-2023		
30	Blue Edwards	1995-96 to 1997-98		
	Dahntay Jones	2003-04 to 2006-07		

INTRO

PLAYERS

EXECUTIVE

BASKETBALL OPS

BUSINESS OPS

MEDIA

COMMUNITY

HISTORY

PLAYOFFS

REVIEW

OPPONENTS

NBA

FEDERATION

AT A GLANCE



ALL-TIME ROSTER

PLAYER COLLEGES

College	Player	College	Player	College	Player
Alabama	JaMychal Green	Illinois	Nick Anderson		Otis Thorpe
	Roy Rogers		Robert Archibald		MarShon Brooks
Arizona	Gilbert Arenas	Indiana	Troy Williams	Purdue	Brian Cardinal
	Jerryd Bayless	Iowa	Jarrod Uthoff		Cuonzo Martin
	Mike Bibby	Iowa State	Jamaal Tinsley		Dakota Mathias
	Michael Dickerson	Kansas	Darrell Arthur	Rhode Island	Xavier Munford
	Damon Stoudamire		Mario Chalmers	Richmond	Jacob Gilyard
	Kobi Simmons		Drew Gooden	San Diego State	Jamaal Franklin
	Solomon Hill		Xavier Henry	Seton Hall	Anthony Avert
Arizona State	Isaac Austin		Josh Selby		Terry Dehere
	Mike Batiste		Wayne Selden	South Carolina	Tarence Kinsey
	Byron Scott		Ben McLemore	South Florida	Chuck Atkins
Arkansas	Ronnie Brewer		Josh Jackson	Southern Illinois	Ashraf Amaya
	Lee Mayberry	Kansas State	Xavier Sneed	Southern Methodist	Quinton Ross
Arkansas-Little Rock	Joe Stephens	Kentucky	Andrew Harrison	St. John's	Felipe Lopez
Auburn	Wesley Person		Scott Padgett	Stanford	Jason Collins
Ball State	Theron Smith		Tayshaun Prince		Casey Jacobsen
	Bonzi Wells		Marquis Teague		Brevin Knight
Baylor	Brian Skinner	Louisiana Tech	Kenneth Lofton Jr.		Tyrell Terry
Blinn Junior College (TX)	Chris Andersen	Louisville	Russ Smith		Ziaire Williams
Boston College	Troy Bell		DeJuan Wheat	Syracuse	Lawrence Moten
Bowling Green	Antonio Daniels		Gorgui Dieng		Hakim Warrick
Butler	Shelvin Mack	Loyola (MD)	Santi Aldama	TCU	Desmond Bane
	Sean McDermott	LSU	Jarell Martin	Temple	Eddie Jones
California	Shareef Abdul-Rahim		Mahmoud Abdul-Rauf	Tennessee	Yves Pons
	Leon Powe		Stromile Swift		Jarnell Stokes
	Ivan Rabb		Garrett Temple		Kennedy Chandler
California State, Long Beach	James Ennis III		Tyrus Thomas	Tennessee-Martin	Lester Hudson
Centenary	Larry Robinson	Maryland	Obinna Ekezie	Texas	Avery Bradley
Chattanooga	Gerald Wilkins		Tony Massenburg		Chris Owens
Cincinnati	Lance Stephenson		Greivis Vasquez	Texas A&M	Dexter Pittman
Clemson	Greg Buckner	Marquette	Jae Crowder	Texas-El Paso	Acie Law
	Will Solomon	Memphis	Antonio Burks		Vince Hunter
Colgate	Adonal Foyle		Rodney Carney		Julian Washburn
Colorado State	Milt Palacio		Tyrece Evans	Texas Tech	Jarrett Culver
	David Roddy		Eliot Perry		Andre Emmett
Connecticut	Rudy Gay		D.J. Stephens		Jason Sasser
	Hasheem Thabeet		Eliot Williams	Tulsa	Shaquille Harrison
	Marcus Williams		Lorenzo Wright		DaQuan Jeffries
Creighton	Benoit Benjamin	Michigan	Darius Morris	UCLA	Jordan Adams
	Rodney Buford		Jon Teske		Kyle Anderson
	Anthony Tolliver	Michigan State	Deyonta Davis		Matt Barnes
Dayton	Chris Johnson		Jaren Jackson Jr.		Jordan Farmer
Delta State	Jeremy Richardson		Kalin Lucas		J.R. Henderson
DePaul	Andre Brown		Zach Randolph		Ryan Hollins
	Kevin Edwards	Minnesota	Xavier Tillman Sr.		Darrick Martin
	Steven Hunter		Bobby Jackson	UNLV	Earl Watson
Detroit Mercy	Myke Henry	Mississippi State	John Thomas	USC	Greg Anthony
Duke	Ray McCallum	Missouri	Lawrence Roberts		O.J. Mayo
	Shane Battier		DeMarre Carroll		Rodrick Rhodes
	Seth Curry		Keyon Dooling		Alex Stepheson
	Bobby Hurley		Anthony Peeler		De'Anthony Melton
	Dahntay Jones		Jontay Porter	Utah	Delon Wright
	Cherokee Parks	Murray State	Shaq Buchanan	Utah State	Sam Merrill
	Grayson Allen		Ja Morant	Vanderbilt	Wade Baldwin IV
	Tyus Jones	Nebraska	Erick Strickland	Villanova	Dante Cunningham
	Luke Kennard	North Carolina	Vince Carter		Kyle Lowry
	Justise Winslow		Pete Chilcutt		Doug West
East Carolina	Blue Edwards		Ed Davis	Virginia Commonwealth	Troy Daniels
Eastern Michigan	Grant Long		Makhtar N'Diaye		Brante Weber
Florida	Nick Calathes		P.J. Hairston		Vince Williams Jr.
	Mike Miller		Danny Green	Wake Forest	James Johnson
	Joakim Noah		Brice Johnson		Chris King
	Chandler Parsons		George Lynch		Ish Smith
	Anthony Roberson		Brandon Wright	Washington	Will Conroy
	Marreese Speights		Tyler Zeller		Bobby Jones
Florida State	Jason Williams	Northwestern State	Trey Gilder		Justin Holiday
	Doug Edwards	Notre Dame	Ryan Humphrey		Rich Manning
	Alexander Johnson	Ohio State	Mike Conley		Jake LaRavia
	Xavier Rathan-Mayes		Kosta Koufos		Quincy Pondexter
Fort Wayne	John Konchar	Oklahoma	Brent Price		Tony Wroten
George Washington	Yuta Watanabe	Oklahoma State	Tony Allen	Washington State	Isaac Fontaine
Georgetown	Jeff Green		Bryant Reeves	Webster State	Eddie Gill
	Othella Harrington	Old Dominion	Kenny Gattison	West Florida	Moochie Norris
	Allen Iverson	Oregon	Dillon Brooks	West Virginia	Jevon Carter
Georgia Tech	Javaris Crittenton		Tyler Dorsey	Western Kentucky	Courtney Lee
	Ivano Newbill		Jordan Bell		Chris Robinson
	Dennis Scott	Oregon State	Omari Johnson	Wichita State	Antoine Carr
Gonzaga	Austin Daye	Pfeiffer	Antonio Harvey	Wingate	Junior Harrington
	Jeremy Pargo	Penn State	Tim Frazier	Wisconsin	Jon Leuer
	Brandon Clarke	Pittsburgh	Steven Adams	Wyoming	Josh Davis
	Killian Tillie		Eric Mobley		Eric Leckner
Houston	Carl Herrera		Sam Young	Xavier	James Posey
	Damon Jones	Providence	Bryce Cotton		Aaron Williams
	Sam Mack		Eric Murdock		
	Bo Outlaw		Michael Smith		

ALL-TIME ROSTER



High School	Player
East St. Louis HS (IL)	Darius Miles
Glynn Academy HS (GA)	Kwame Brown
Skyline HS (TX)	C.J. Miles
International	Player
Brazil	Bruno Caboclo
Croatia	Gordan Giricek
Georgia	Jake Tsakalidis
Greece	Antonis Fotsis
Iran	Hamed Haddadi
Israel	Omiri Casspi
Lithuania	Jonas Valanciunas
Poland	Cezary Trybanski
Serbia	Marko Jaric
	Darko Milicic
	Marko Guduric
Slovenia	Beno Udrih
Spain	Marc Gasol
	Pau Gasol
	Juan Carlos Navarro

[INTRO](#)[PLAYERS](#)[EXECUTIVE](#)[BASKETBALL
OPS](#)[BUSINESS
OPS](#)[MEDIA](#)[COMMUNITY](#)[HISTORY](#)[PLAYOFFS](#)[REVIEW](#)[OPPONENTS](#)[NBA](#)[FEDERATION](#)[AT A GLANCE](#)







PLAYOFFS

PLAYOFF WON & LOST RECORDS

OVERALL RECORD

Season	W	L	Pct	Finish	W	L	Pct	W	L	Pct
2022-23	2	4	.333	Lost Western Conference First Round vs LA Lakers	2	1	.667	0	3	.000
2021-22	6	6	.500	Lost Western Conference Semifinals vs Golden State	4	2	.667	2	4	.333
2020-21	1	4	.200	Lost Western Conference First Round vs Utah*	0	2	.000	1	2	.333
2019-20				Lost Play-In Game vs Portland						
2017-19				Did not qualify						
2016-17	2	4	.333	Lost Western Conference First Round vs San Antonio	2	1	.667	0	3	.000
2015-16	0	4	.000	Lost Western Conference First Round vs San Antonio	0	2	.000	0	2	.000
2014-15	6	5	.545	Lost Western Conference Semifinals vs Golden State	4	2	.667	2	3	.400
2013-14	3	4	.429	Lost Western Conference First Round vs Oklahoma City	1	2	.333	2	2	.500
2012-13	8	7	.533	Lost Western Conference Finals vs San Antonio	5	2	.714	3	5	.375
2011-12	3	4	.428	Lost Western Conference First Round vs LA Clippers	2	2	.500	1	2	.333
2010-11	7	6	.538	Lost Western Conference Semifinals vs Oklahoma City	5	1	.833	2	5	.286
2006-10				Did not qualify						
2005-06	0	4	.000	Lost Western Conference First Round vs Dallas	0	2	.000	0	2	.000
2004-05	0	4	.000	Lost Western Conference First Round vs Phoenix	0	2	.000	0	2	.000
2003-04	0	4	.000	Lost Western Conference First Round vs San Antonio	0	2	.000	0	2	.000
1995-03				Did not qualify						
Total	36	56	.391		23	22	.511	13	34	.277

* - Won play-in games vs San Antonio and at Golden State.

PLAYOFF GAME BY GAME HISTORY

2023 PLAYOFFS

Date	Opponent	Mem	Opp	Hm	Rd	Tot	Atten.	Grizzlies Top Scorer	Grizzlies Top Rebounder	Opponent Top Scorer
Apr 16	LA Lakers	L	112	128	0-1	0-0	18,487	Jackson Jr.-31	Aldama/Morant-6	Hachimura-29
Apr 19	LA Lakers	W	108	93	1-1	0-0	17,928	Tillman Sr.-22	Tillman Sr.-13	James-28
Apr 22	@ LA Lakers	L	101	111	1-1	0-1	18,997	Morant-45	Tillman Jr.-12	Davis-31
Apr 24	@ LA Lakers	L	111	117 (OT)	1-1	0-2	18,997	Bane-36	Jackson Jr.-14	Reaves-23
Apr 26	LA Lakers	W	116	99	2-1	0-2	18,117	Bane-33	Bane/Jackson Jr./Morant-10	Davis-31
Apr 28	@ LA Lakers	L	85	125	2-1	0-3	18,997	Aldama-16	Roddy/Tillman Sr.-6	Russell-31

2022 PLAYOFFS

Date	Opponent	Mem	Opp	Hm	Rd	Tot	Atten.	Grizzlies Top Scorer	Grizzlies Top Rebounder	Opponent Top Scorer	
Apr 16	Minnesota	L	117	130	0-1	0-0	0-1	17,794	Morant-32	Clarke-12	Edwards-36
Apr 19	Minnesota	W	124	96	1-1	0-0	1-1	17,794	Morant-23	Morant-9	Edwards-20
Apr 21	@ Minnesota	W	104	95	1-1	1-0	2-1	19,634	Bane-26	Morant-10	Russell-22
Apr 23	@ Minnesota	L	118	119	1-1	1-1	2-2	19,634	Bane-34	Morant-8	Towns-33
Apr 26	Minnesota	W	111	109	2-1	1-1	3-2	17,794	Morant-30	Clarke-15	Towns-28
Apr 29	@ Minnesota	w	114	106	2-1	2-1	4-2	19,634	Bane/Brooks-23	Jackson Jr.-14	Edwards-30
May 1	Golden State	L	116	117	0-1	0-0	0-1	17,794	Morant-34	Jackson Jr.-10	Poole-31
May 3	Golden State	W	106	101	1-1	0-0	1-1	17,794	Morant-47	Melton/Morant-8	Curry-27
May 7	@ Golden State	L	112	142	1-1	0-1	1-2	18,064	Morant-34	Melton/Williams-4	Curry-30
May 9	@ Golden State	L	98	101	1-1	0-2	1-3	18,064	Jackson Jr.-21	Adams-15	Curry-32
May 11	Golden State	W	134	95	2-1	0-2	2-3	17,794	Bane/Jackson Jr./Jones-21	Adams-13	Thompson-19
May 13	@ Golden State	L	96	110	2-1	0-3	2-4	18,064	Brooks-30	Adams-10	Thompson-30

2021 PLAY-IN GAMES

Date	Opponent		Mem	Opp	Hm	Rd	Tot	Atten.	Grizzlies Top Scorer	Grizzlies Top Rebounder	Opponent Top Scorer
May 19	#10 San Antonio	W	100	96	1-0	0-0	1-0	7,019	Brooks-24	Valanciunas-23	DeRozan/Gay-20
May 21	@ #8 Golden State	W	117	112 (OT)	1-0	1-0	2-0	7,505	Morant-35	Valanciunas-12	Curry-39

2021 PLAYOFFS

Date	Opponent		Mem	Opp	Hm	Rd	Tot	Atten.	Grizzlies Top Scorer	Grizzlies Top Rebounder	Opponent Top Scorer
May 23	@ Utah	W	112	109	0-0	1-0	1-0	13,750	Brooks-31	Valanciunas-12	Bogdanovic-29
May 26	@ Utah	L	129	141	0-0	1-1	1-1	14,200	Morant-47	Anderson/Valanciunas-6	Mitchell-25
May 29	Utah	L	111	121	0-1	1-1	1-2	12,185	Morant-28	Anderson/Valanciunas-13	Mitchell-29
May 31	Utah	L	113	120	0-2	1-1	1-3	12,185	Morant-23	Valanciunas-12	Mitchell-30
June 2	@ Utah	L	110	126	0-2	1-2	1-4	14,250	Brooks/Morant-27	Jackson Jr./Morant 7	Mitchell-30



2020 PLAY-IN GAME

2023 PLAY IN GAME								Grizzlies	Grizzlies	Opponent	
Date	Opponent	Mem	Opp	Hm	Rd	Tot	Atten.	Top Scorer	Top Rebounder	Top Scorer	
Aug 15	@ #8 Portland	L	122	111	0-0	0-1	0-1	-	Morant-35	Valanciunas-17	Lillard-31

2017 PLAYOFFS

Date	Opponent	Mem	Opp	Hm	Rd	Tot	Atten.	Grizzlies Top Scorer	Grizzlies Top Rebounder	Opponent Top Scorer
Apr 15	@ San Antonio	L	82	111	0-0	0-1	18,418	Gasol-32	Conley/Gasol-5	Leonard-32
Apr 17	@ San Antonio	L	82	96	0-0	0-2	18,418	Conley-24	Randolph-10	Leonard-37
Apr 20	San Antonio	W	105	94	1-0	0-2	18,119	Conley-24	Randolph-8	Leonard-18
Apr 22	San Antonio	W	110	108 (OT)	2-0	0-2	18,119	Conley-35	Gasol-12	Leonard-43
Apr 25	@ San Antonio	L	103	116	2-0	0-3	18,418	Conley-26	Randolph-6	Leonard-28
Apr 27	San Antonio	L	96	103	2-1	0-3	18,119	Conley-26	Randolph-11	Leonard-29

2016 PLAYOFFS

Date	Opponent	Mem	Opp	Hm	Rd	Tot	Atten.	Grizzlies Top Scorer	Grizzlies Top Rebounder	Opponent Top Scorer
Apr 17	@ San Antonio	L	74	106	0-0	0-1	18,418	Carter-16	Andersen-9	Leonard-20
Apr 19	@ San Antonio	L	68	94	0-0	0-2	18,418	Allen-12	Randolph-12	Mills-16
Apr 22	San Antonio	L	87	96	0-1	0-2	18,119	Randolph-20	Barnes/Randolph-11	Leonard-32
Apr 24	San Antonio	L	95	116	0-2	0-4	18,119	Stephenson-26	Andersen-13	Leonard-21

2015 PLAYOFFS

Date	Opponent	Mem	Opp	Hm	Rd	Tot	Atten.	Grizzlies Top Scorer	Grizzlies Top Rebounder	Opponent Top Scorer
Apr 19	Portland	W	100	86	1-0	0-0	18,119	Udrih-20	Gasol/Randolph-11	Aldridge-32
Apr 22	Portland	W	97	82	2-0	0-0	18,119	Conley/Lee-18	Randolph-10	Aldridge-24
Apr 25	@ Portland	W	115	109	2-0	1-0	19,945	Gasol-25	Gasol-7	Batum-27
Apr 27	@ Portland	L	92	99	2-0	1-1	19,541	Gasol-21	Allen-10	Lillard-32
Apr 29	Portland	W	99	93	3-0	1-1	18,119	Gasol-26	Gasol-14	McCollum-33
May 3	@ Golden State	L	86	101	3-0	1-2	19,596	Gasol-21	Gasol/Randolph-9	Curry-22
May 5	@ Golden State	W	97	90	3-0	2-2	19,596	Conley-22	Carter/Randolph-7	Curry-19
May 9	Golden State	W	99	89	4-0	2-2	18,119	Randolph-22	Gasol-15	Curry-23
May 11	Golden State	L	84	101	4-1	2-2	18,119	Gasol-19	Randolph-11	Curry-33
May 13	@ Golden State	L	78	98	4-1	2-3	19,596	Gasol-18	Gasol-12	Thompson-21
May 15	Golden State	L	95	108	4-2	2-3	18,119	Gasol-21	Gasol-12	Curry-32

2014 PLAYOFFS

Date	Opponent	Mem	Opp	Hm	Rd	Tot	Atten.	Grizzlies Top Scorer	Grizzlies Top Rebounder	Opponent Top Scorer
Apr 19	@ Oklahoma City	L	86	100	0-0	0-1	18,203	Randolph-21	Randolph-11	Durant-33
Apr 21	@ Oklahoma City	W	111	105 (OT)	0-0	1-1	18,203	Randolph-25	Allen-8	Durant-36
Apr 24	Oklahoma City	W	98	95 (OT)	1-0	1-1	18,119	Conley-20	Randolph-10	Durant/Westbrook-30
Apr 26	Oklahoma City	L	89	92 (OT)	1-1	1-1	18,119	Gasol-23	Allen-13	Jackson-32
Apr 29	@ Oklahoma City	W	100	99 (OT)	1-1	2-1	18,203	Miller-21	Gasol-15	Westbrook-30
May 1	Oklahoma City	L	84	104	1-2	2-1	18,119	Gasol-17	Randolph-8	Durant-36
May 3	@ Oklahoma City	L	109	120	1-2	2-2	18,203	Gasol-24	Leuer-7	Durant-33

2013 PLAYOFFS

Date	Opponent	Mem	Opp	Hm	Rd	Tot	Atten.	Grizzlies Top Scorer	Grizzlies Top Rebounder	Opponent Top Scorer
Apr 20	@ LA Clippers	L	91	112	0-0	0-1	19,373	Bayless-19	Davis-6	Paul-23
Apr 22	@ LA Clippers	L	91	93	0-0	0-2	19,276	Conley-28	Allen-10	Paul-24
Apr 25	LA Clippers	W	94	82	1-0	0-2	18,119	Randolph-27	Randolph-11	Griffin-16
Apr 27	LA Clippers	W	104	83	2-0	0-2	18,119	Gasol/Randolph-24	Gasol-13	Griffin/Paul-19
Apr 30	@ LA Clippers	W	103	93	2-0	1-2	19,384	Randolph-25	Randolph-11	Paul-35
May 3	LA Clippers	W	118	105	3-0	1-2	18,119	Conley/Randolph-23	Allen/Gasol-7	Barnes-30
May 5	@ Oklahoma City	L	91	93	3-0	1-3	18,203	Gasol-20	Gasol/Randolph-10	Durant-35
May 7	@ Oklahoma City	W	99	93	3-0	2-3	18,203	Conley-26	Conley-10	Durant-36
May 11	Oklahoma City	W	87	81	4-0	2-3	18,119	Gasol-20	Randolph-10	Durant-25
May 13	Oklahoma City	W	103	97 (OT)	5-0	2-3	18,119	Conley-24	Randolph-12	Durant-27
May 15	@ Oklahoma City	W	88	84	5-0	3-3	18,203	Randolph-28	Randolph-14	Durant-21
May 19	@ San Antonio	L	83	105	5-0	3-4	18,581	Pondexter-17	Gasol/Randolph-7	Parker-20
May 21	@ San Antonio	L	89	93 (OT)	5-0	3-5	18,581	Bayless/Conley-18	Randolph-18	Duncan-17
May 25	San Antonio	L	93	104 (OT)	5-1	3-5	18,119	Conley-20	Randolph-15	Parker-26
May 27	San Antonio	L	86	93	5-2	3-5	18,119	Pondexter-22	Allen/Randolph-8	Parker-37

INTRO

PLAYERS

EXECUTIVE

BASKETBALL OPS

BUSINESS OPS

MEDIA

COMMUNITY

HISTORY

PLAYOFFS

REVIEW

OPPONENTS

NBA

FEDERATION

AT A GLANCE



PLAYOFFS

2012 PLAYOFFS

Date	Opponent		Mem	Opp	Hm	Rd	Tot	Atten.	Grizzlies Top Scorer	Grizzlies Top Rebounder	Opponent Top Scorer
Apr 29	LA Clippers	L	98	99	0-1	0-0	0-1	18,119	Gay-19	Speights-9	Young-19
May 2	LA Clippers	W	105	98	1-1	0-0	1-1	18,119	Gay-21	Randolph-8	Paul-29
May 5	@ LA Clippers	L	86	87	1-1	0-1	1-2	19,060	Gay-24	Gasol-10	Paul-24
May 7	@ LA Clippers	L	97	101	1-1	0-2	1-3	19,167	Conley-25	Randolph-9	Griffin-30
May 9	LA Clippers	W	92	80	2-1	0-2	2-3	18,119	Gasol-23	Randolph-10	Williams-20
May 11	@ LA Clippers	W	90	88	2-1	1-2	3-3	19,060	Gasol-23	Randolph-16	Griffin-17
May 13	LA Clippers	L	72	82	2-2	1-2	3-4	18,119	Gasol/Gay-19	Randolph-12	Paul-19

2011 PLAYOFFS

Date	Opponent		Mem	Opp	Hm	Rd	Tot	Atten.	Grizzlies Top Scorer	Grizzlies Top Rebounder	Opponent Top Scorer
Apr 17	@ San Antonio	W	101	98	0-0	1-0	1-0	18,581	Randolph-25	Randolph-14	Parker-20
Apr 20	@ San Antonio	L	87	93	0-0	1-1	1-1	18,760	Young-17	Gasol-17	Giinobili-17
Apr 23	San Antonio	W	91	88	1-0	1-1	2-1	18,119	Randolph-25	Gasol-9	Giinobili-33
Apr 25	San Antonio	W	104	86	2-0	1-1	3-1	18,119	Conley-15	Gasol-9	Parker-23
Apr 27	@ San Antonio	L	103	110 (OT)	2-0	1-2	3-2	18,581	Randolph-26	Gasol-17	Giinobili-33
Apr 29	San Antonio	W	99	91	3-0	1-2	4-2	18,119	Randolph-31	Gasol-13	Parker-23
May 1	@ Oklahoma City	W	114	101	3-0	2-2	5-2	18,203	Randolph-34	Gasol-13	Durant-33
May 3	@ Oklahoma City	L	102	111	3-0	2-3	5-3	18,203	Conley-24	Gasol-10	Durant-26
May 7	Oklahoma City	W	101	93 (OT)	4-0	2-3	6-3	18,119	Randolph-21	Randolph-21	Westbrook-23
May 9	Oklahoma City	L	123	133 (3OT)	4-1	2-3	6-4	18,119	Randolph-34	Gasol-21	Westbrook-40
May 11	@ Oklahoma City	L	72	99	4-1	2-4	6-5	18,203	Gasol-15	Randolph-7	Durant-19
May 13	Oklahoma City	W	95	83	5-1	2-4	7-5	18,119	Randolph-30	Randolph-13	Westbrook-27
May 15	@ Oklahoma City	L	90	105	5-1	2-5	7-6	18,203	Conley-18	Randolph-10	Durant-39

2006 PLAYOFFS

Date	Opponent		Mem	Opp	Hm	Rd	Tot	Atten.	Grizzlies Top Scorer	Grizzlies Top Rebounder	Opponent Top Scorer
Apr 23	@ Dallas	L	93	103	0-0	0-1	0-1	20,340	Gasol-24	Tsakalidis-8	Nowitzki-31
Apr 26	@ Dallas	L	79	94	0-0	0-2	0-2	20,612	Gasol-16	Gasol-7	Nowitzki-31
Apr 29	Dallas	L	89	94 (OT)	0-1	0-2	0-3	17,871	Atkins-20	Wright-10	Nowitzki-36
May 1	Dallas	L	76	102	0-2	0-2	0-4	15,104	Gasol-25	Battier-7	Nowitzki-27

2005 PLAYOFFS

Date	Opponent		Mem	Opp	Hm	Rd	Tot	Atten.	Grizzlies Top Scorer	Grizzlies Top Rebounder	Opponent Top Scorer
Apr 24	@ Phoenix	L	103	114	0-0	0-1	0-1	18,422	Miller-19	Battier-9	Marion-26
Apr 27	@ Phoenix	L	103	108	0-0	0-2	0-2	18,422	Gasol-28	Gasol-16	Stoudemire-34
Apr 29	Phoenix	L	90	110	0-1	0-2	0-3	18,119	Wright-14	Battier/Swift/Wright-8	Stoudemire-30
May 1	Phoenix	L	115	123	0-2	0-2	0-4	17,243	Gasol-28	Battier/Jones-5	Johnson-25

2004 PLAYOFFS

Date	Opponent		Mem	Opp	Hm	Rd	Tot	Atten.	Grizzlies Top Scorer	Grizzlies Top Rebounder	Opponent Top Scorer
Apr 17	@ San Antonio	L	74	98	0-0	0-1	0-1	18,797	Wells-16	Swift-7	Duncan-26
Apr 19	@ San Antonio	L	70	87	0-0	0-2	0-2	18,797	Gasol-20	Gasol-11	Parker-27
Apr 22	San Antonio	L	93	95	0-1	0-2	0-3	19,351	Gasol-18	Swift/Wright-6	Duncan-22
Apr 25	San Antonio	L	97	110	0-2	0-2	0-4	19,351	Gasol-22	Posey-11	Parker-29



TEAM SCORING RECORDS

Scoring Highs	Grizzlies	Game	Date	Opp	Game	Date
Game, Overall	134	Game 5 vs GSW	5/11/22	142	Game 3 @ GSW	5/7/22
1st Quarter	38	(2) Game 5 vs LAL *	4/26/23	47	Game 5 @ UTA	6/2/21
2nd Quarter	39	Game 5 vs GSW	5/11/22	38	(2) Game 3 @ GSW *	5/11/22
3rd Quarter	43	Game 2 @ UTA	5/3/13	41	Game 4 vs UTA	5/31/21
4th Quarter	40	Game 6 @ MIN	4/29/22	41	Game 3 @ GSW	5/7/22
1st Half	77	Game 5 vs GSW	5/11/22	75	Game 5 @ UTA	6/2/21
2nd Half	75	Game 2 @ UTA	5/26/21	78	Game 3 @ GSW	5/7/22
Overtime	15	Game 3 vs OKC	5/7/11	18	(2) Game 3 vs SAS *	5/25/13

Scoring Lows	Grizzlies	Game	Date	Opp	Game	Date
Game, Overall	70	Game 2 @ SAS	4/19/04	80	Game 5 vs LAC	5/9/12
1st Quarter	11	Game 2 @ SAS	4/19/16	9	Game 3 @ LAL	4/22/23
2nd Quarter	12	Game 2 @ DAL	4/26/06	12	Game 3 @ MIN	4/21/22
3rd Quarter	13	Game 2 @ DAL	4/26/06	13	Game 1 @ OKC	4/19/14
4th Quarter	11	Game 2 @ SAS	4/19/04	9	Game 2 @ SAS	5/21/13
1st Half	31	Game 2 @ SAS	5/21/13	36	Game 3 vs OKC	4/24/14
2nd Half	30	Game 3 vs DAL	4/29/06	29	Game 6 vs OKC	5/13/11
Overtime	4	(2) Game 2 @ SAS *	5/21/13	3	Game 4 vs OKC	5/13/13

MARGINS, LEADS & DEFICITS

Margin of Victory	Diff	Game	Diff	Game
All Games	+39	Game 5 vs GSW, 5/11/22 (134-95)	-40	Game 6 @ LAL, 4/28/23 (85-125)
Leads & Deficits	Lead	Game	Def	Game
All Games	+55	Game 5 vs GSW, 5/11/22 (119-64)	-40	Game 6 @ LAL, 4/28/23 (85-125)
After 1st Quarter	+18	Game 1 vs LAC, 4/29/12 (34-16)	-26	Game 3 @ LAL, 4/22/23 (9-35)
At The Half	+27	Game 5 vs GSW, 5/11/22 (77-50)	-24	Game 5 @ UTA, 6/2/21 (51-75)
After 3rd Quarter	+52	Game 5 vs GSW, 5/11/22 (119-67)	-33	Game 6 @ LAL, 4/28/23 (67-100)

* Most recent occurrence



PLAYOFFS

PLAYOFFS STATISTICS HISTORY

TOTALS

	Season	G	Min	FG	FGA	Pct	3FG	Att	Pct	FT	FTA	Pct	Off	Def	Tot	Ast	PF	Stl	TO	Blk	Pts	Avg
Mem	2004	4	960	123	290	.424	15	51	.294	73	94	.777	38	100	138	58	100	38	57	20	334	83.5
Mem	2005	4	960	166	351	.473	31	79	.392	48	68	.706	47	111	158	84	98	23	43	18	411	102.8
Mem	2006	4	985	120	266	.451	15	48	.313	82	113	.726	33	104	137	56	110	19	64	15	337	84.3
Mem	2011	13	3245	477	1092	.437	50	157	.318	278	366	.760	162	398	560	245	307	104	170	78	1282	98.6
Mem	2012	7	1705	228	534	.427	24	83	.289	160	215	.744	94	205	299	114	163	50	108	34	640	91.4
Mem	2013	15	3675	511	1223	.418	72	222	.324	326	436	.748	176	450	626	290	332	109	161	69	1420	94.7
Mem	2014	7	1780	257	617	.417	31	107	.290	132	181	.729	90	209	299	152	146	63	75	17	677	96.7
Mem	2015	11	2640	393	925	.425	48	154	.312	208	250	.832	116	362	478	224	213	95	121	45	1042	94.7
Mem	2016	4	960	128	325	.394	19	64	.297	49	70	.700	55	108	163	66	86	32	62	16	324	81.0
Mem	2017	6	1465	208	463	.449	56	145	.386	106	122	.869	46	167	213	113	133	31	68	15	578	96.3
Mem	2021	5	1200	221	472	.468	52	158	.329	81	102	.794	56	150	206	110	103	40	52	20	575	115.0
Mem	2022	12	2880	477	1096	.435	157	430	.365	239	325	.735	149	401	550	302	249	110	168	73	1350	112.5
Mem	2023	6	1465	230	572	.402	72	231	.312	96	115	.835	79	200	279	140	123	40	78	21	628	104.7
Total		98	23920	3539	8226	.430	642	1929	.333	1878	2457	.764	1141	2966	4107	1954	2163	754	1193	441	9598	97.9

SAS	2004	4	960	146	288	.507	31	65	.477	67	101	.663	46	122	168	87	81	30	65	25	390	97.5
PHO	2005	4	960	159	316	.503	42	92	.457	95	128	.742	42	130	172	95	70	19	44	31	455	113.8
DAL	2006	4	985	139	307	.453	21	59	.356	94	110	.855	55	117	172	73	112	27	51	18	393	98.3
SAS/OKC	2011	13	3245	457	1030	.444	79	255	.310	298	377	.790	153	415	568	237	308	94	199	88	1291	99.3
LAC	2012	7	1705	233	516	.452	43	123	.350	126	188	.670	65	194	259	114	179	65	106	43	635	90.7
LAC/OKC/SAS	2013	15	3675	527	1171	.450	101	302	.334	256	322	.795	131	472	603	286	380	76	210	98	1411	94.1
OKC	2014	7	1780	253	582	.435	56	173	.324	153	181	.845	94	243	337	130	161	42	107	53	715	102.1
POR/GSW	2015	11	2640	386	885	.436	114	306	.373	170	219	.776	107	373	480	222	224	64	161	62	1056	96.0
POR	2016	4	960	148	304	.487	41	87	.471	75	91	.824	32	136	168	86	70	39	56	37	412	103.0
SAS	2017	6	1465	223	463	.482	59	144	.410	123	149	.826	59	181	240	98	115	31	68	23	628	104.7
UTA	2021	5	1200	211	432	.488	84	207	.406	111	131	.847	49	179	228	115	96	26	68	31	617	123.4
MIN/GSW	2022	12	2880	469	1039	.451	164	451	.364	219	273	.802	115	428	543	300	285	82	215	81	1321	110.1
LAL	2023	6	1465	252	544	.463	65	210	.310	104	130	.800	68	230	298	148	105	42	89	55	673	112.2
Total		98	23920	3603	7877	.457	900	2474	.364	1891	2400	.788	1016	3220	4236	1991	2186	637	1407	645	9997	102.0

SINGLE-GAME HIGHS

Record	Grizzlies	Game	Date	Opp	Game	Date
Points	134	Game 5 vs GSW	5/11/22	142	Game 3 @ GSW	5/7/22
Total Rebounds	60	Game 2 @ SAS	5/21/13	70	Game 6 @ GSW	5/13/22
Offensive Rebounds	24	Game 4 vs OKC	5/9/11	25	Game 6 @ GSW	5/13/22
Defensive Rebounds	43	Game 4 vs SAS	4/22/17	45	Game 6 @ GSW	5/13/22
Assists	37	Game 5 vs GSW	5/11/22	34	Game 3 @ GSW	5/7/22
Personal Fouls	36	Game 4 vs OKC	5/9/11	33	Game 6 vs LAC	5/3/13
Steals	14	Game 2 @ SAS	4/19/16	13	(3) Game 1 @ SAS *	4/17/16
Turnovers	23	Game 4 vs SAS	4/22/17	22	(2) Game 5 vs GSW *	5/11/22
Blocks	10	Game 4 @ GSW	5/9/22	15	Game 7 @ LAL	4/28/23
FG%	.552	Game 1 @ SAS (37/67)	4/17/11	.624	Game 3 @ GSW (53/85)	5/7/22
3P%	.688	Game 1 vs LAC (11/16)	4/29/12	.647	Game 4 vs SAS (11/17)	4/25/04
FT%	.952	Game 2 vs GSW (20/21)	5/3/22	1.000	(2) Game 4 vs SAS (17/17) *	4/22/17
FGM	47	Game 5 vs GSW	5/11/22	53	Game 3 @ GSW	5/7/22
FGA	111	Game 4 vs OKC	5/9/11	104	Game 6 @ GSW	5/13/22
3PM	18	Game 5 vs GSW	5/11/22	20	Game 6 @ GSW	5/13/22
3PA	45	Game 2 vs GSW	5/3/22	53	Game 6 @ GSW	5/13/22
FTM	39	Game 3 @ POR	4/25/15	42	Game 4 vs OKC	5/9/11
FTA	47	Game 6 vs LAC	5/3/13	50	Game 4 vs OKC	5/9/11



SINGLE-GAME LOWS

Record	Grizzlies	Game	Date	Opp	Game	Date
Points	68	Game 2 @ SAS	4/19/16	80	Game 5 vs LAC	5/9/12
Total Rebounds	23	Game 1 @ LAC	4/20/13	28	(2) Game 4 vs LAC *	4/27/13
Offensive Rebounds	4	(2) Game 1 @ LAC *	4/20/13	3	Game 2 @ SAS	4/19/16
Defensive Rebounds	18	Game 4 vs PHO	5/1/05	22	Game 6 @ LAC	5/11/12
Assists	9	Game 4 vs DAL	5/1/06	10	Game 3 vs OKC	5/11/13
Personal Fouls	12	Game 6 @ GSW	5/13/22	11	Game 1 @ SAS	4/17/16
Steals	1	Game 2 @ DAL	4/26/06	1	(3) Game 3 vs SAS *	4/20/17
Turnovers	3	Game 6 vs GSW	5/15/15	5	Game 3 vs PHO	4/29/05
Blocks	0	Game 1 @ GSW	5/3/15	0	(3) Game 6 vs SAS *	4/27/17
FG%	.325	Game 7 vs LAC (25/77)	5/13/12	.337	Game 1 vs POR	4/19/15
3P%	.000	(3) Game 7 vs LAC (0/13) *	5/13/12	.133	(2) Game 2 @ LAC (2/15) *	4/22/13
FT%	.556	(2) Game 2 @ SAS (10/18) *	4/19/16	.433	Game 3 @ LAC (13/30)	5/5/12
FGM	23	Game 1 @ SAS	4/17/04	26	(2) Game 3 vs LAC *	4/25/13
FGA	61	Game 2 @ DAL	4/26/06	61	Game 2 @ SAS	4/17/17
3PM	0	(3) Game 7 vs LAC (0/13) *	5/13/12	2	(2) Game 2 @ LAC *	4/22/13
3PA	6	Game 5 vs LAC	5/9/12	12	Game 4 vs DAL	5/1/06 FTM
Game 1 @ SAS	4/17/16	8	(2) Game 6 @ GSW *	5/13/22		4
FTA	6	Game 1 @ SAS	4/17/16	10	Game 5 @ GSW	5/13/15
FTA	6	Game 1 at SAS	4/17/16	10	Game 5 at GSW	5/13/15

* Most recent occurrence

PLAYOFFS STATISTICS HISTORY BY HALF & QUARTER

SINGLE-HALF HIGHS

Record	Grizzlies	Game	Date	Opp	Game	Date
Points	77	Game 5 vs GSW (1st)	5/11/22	75	Game 5 @ UTA (1st)	6/2/21
Total Rebounds	32	Game 6 @ MIN (2nd)	4/29/22	39	Game 6 @ GSW (1st)	5/13/22
Assists	22	Game 5 vs GSW (1st)	5/11/22	18	(2) Game 6 @ LAL (1H) *	4/28/23
Turnovers	15	Game 4 vs SAS (2nd)	4/22/17	14	Game 5 vs GSW (1st)	5/11/22
FG%	.619	Game 2 @ UTA (2nd)	5/26/21	.704	Game 4 vs PHO (2nd)	5/1/05
3PM	11	Game 3 @ GSW (1st)	5/7/22	12	(2) Game 6 @ LAL (2H) *	4/28/23

SINGLE-HALF LOWS

Record	Grizzlies	Game	Date	Opp	Game	Date
Points	30	Game 3 vs DAL (2nd)	4/29/06	29	Game 6 vs OKC (2nd)	5/13/11
Total Rebounds	6	Game 1 @ DAL (1st)	4/23/06	9	Game 6 @ LAC (2nd)	5/11/12
Assists	1	Game 5 vs LAC (2nd)	5/9/12	3	(2) Game 4 @ POR (2nd) *	4/27/15
Turnovers	1	(4) Game 3 vs SAS (1st) *	4/20/17	2	(2) Game 2 @ OKC (2nd) *	4/21/14
FG%	.250	Game 1 @ OKC (1st)	4/19/14	.289	Game 6 vs OKC (2nd)	5/13/11
3PM	0	(10+) Game 2 @ SAS (1st) *	4/19/16	0	(6) Game 5 vs SAS (1st) *	5/27/13

SINGLE-QUARTER HIGHS

Record	Grizzlies	Game	Date	Opp	Game	Date
Points	43	Game 2 @ UTA (1st)	5/26/21	47	Game 5 @ UTA (1st)	6/2/21
Total Rebounds	20	Game 1 vs GSW (1st)	5/1/22	21	(2) Game 6 @ GSW (4th) *	5/13/22
Assists	11	(3) Game 5 vs GSW (3rd) *	5/1/22	13	Game 1 @ PHO (1st)	4/24/05
Turnovers	11	Game 1 @ SAS (4th)	4/17/04	11	Game 1 vs MIN (2nd)	4/16/22
FG%	.714	Game 5 vs LAC (1st)	5/9/12	.833	Game 4 vs PHO (3rd)	5/1/05
3PM	9	Game 5 vs GSW (3rd)	5/11/22	9	Game 5 @ UTA (1st)	6/2/21

SINGLE-QUARTER LOWS

Record	Grizzlies	Game	Date	Opp	Game	Date
Points	9	Game 3 @ LAL (1Q)	4/22/23	9	Game 2 @ SAS (4th)	5/21/13
Total Rebounds	3	(4) Game 1 vs LAL (4Q) *	4/16/23	2	Game 2 @ SAS (3rd)	5/21/13
Assists	0	Game 5 vs LAC (3rd)	5/9/12	0	Game 1 @ SAS (2nd)	4/17/11
Turnovers	0	(10+) Game 5 @ UTA (4th) *	6/2/21	0	(10+) Game 1 vs LAL (1Q) *	4/16/23
FG%	.120	Game 3 @ LAL (1Q)	4/22/23	.158	Game 3 @ MIN (4th)	4/21/22
3PM	0	(10+) Game 5 vs MIN (3rd) *	4/26/22	0	(10+) Game 6 @ LAL (2Q) *	4/28/23

* Most recent occurrence



PLAYOFFS

INDIVIDUAL PLAYOFFS RECORDS

Series	Grizzlies	Player	Vs	Season	Opp	Player	Team	Season
Points	160	Zach Randolph	OKC	2011	209	Kevin Durant	OKC	2014
Points Per Game	38.3	Ja Morant	GSW	2022	31.3	Dirk Nowitzki	DAL	2006
Total Rebounds	86	Zach Randolph	OKC	2011	82	Anthony Davis	LAL	2023
Rebounds Per Game	12.3	Marc Gasol	SAS	2011	13.7	Anthony Davis	LAL	2023
Offensive Rebounds	32	Zach Randolph	OKC	2011	23	Russell Westbrook	OKC	2014
Defensive Rebounds	54	(2) Zach Randolph *	OKC	2011	64	Anthony Davis	LAL	2023
Assists	63	Ja Morant	MIN	2022	56	Russell Westbrook	OKC	2014
Assists Per Game	10.5	Ja Morant	MIN	2022	11.3	Steve Nash	PHO	2005
Steals	14	(3) Kyle Anderson *	UTA	2021	19	Chris Paul	LAC	2012
Blocks	19	Marc Gasol	OKC	2011	26	Anthony Davis	LAL	2023
FG% (Min. 25 FGA)	.679	Brandon Clarke	MIN	2022	.778	Rudy Gobert	UTA	2021
3P% (Min. 10 3PA)	.583	Marc Gasol	SAS	2017	.769	Meyers Leonard	POR	2015
FT% (Min. 10 FTA)	1.000	Jerryd Bayless	LAC	2013	1.000	(4) J. Clarkson / M. Conley *	UTA	2021
FGM	55	Ja Morant	UTA	2021	73	Kevin Durant	OKC	2014
FGA	128	Zach Randolph	OKC	2011	166	Kevin Durant	OKC	2014
3PM	27	Desmond Bane	MIN	2022	26	Stephen Curry	GSW	2015
3PA	55	Desmond Bane	MIN	2022	70	Stephen Curry	GSW	2022
FTM	55	Zach Randolph	OKC	2011	59	Kawhi Leonard	SAS	2017
FTA	67	Zach Randolph	OKC	2011	61	(2) Kawhi Leonard *	SAS	2017
Single Game	Grizzlies	Player	Date	Opp	Player	Date		
Points	47	(2) Ja Morant *	5/3/22 vs GSW	43	Kawhi Leonard	4/22/17 vs SAS		
Total Rebounds	21	(2) Marc Gasol *	5/9/11 vs OKC	22	Kevon Looney	5/13/22 @ GSW		
Offensive Rebounds	10	(2) Tony Allen *	4/26/14 vs OKC	11	Kevon Looney	5/13/22 @ GSW		
Defensive Rebounds	15	Marc Gasol	4/27/11 @ SAS	15	(3) Anthony Davis *	4/26/23 vs LAL		
Assists	15	Ja Morant	4/23/22 @ MIN	18	Tony Parker	5/21/13 @ SAS		
Steals	6	Kyle Anderson	5/23/21 @ UTA	6	(2) Kawhi Leonard *	4/22/17 vs SAS		
Turnovers	8	Marc Gasol	4/22/17 vs SAS	7	(10+) Karl-Anthony Towns *	4/26/22 vs MIN		
Blocks	7	Jaren Jackson Jr.	4/16/22 vs MIN	7	Anthony Davis	4/16/23 vs MEM		
FG% (Min. 6 FGA)	.900	Marc Gasol (9/10)	4/17/11 @ SAS	1.000	Eric Bledsoe (7/7)	4/20/13 @ LAC		
3P% (Min. 4 3PA)	1.000	(2) Vince Carter (4/4) *	4/24/16 vs SAS	1.000	(2) Jordan McLaughlin (4/4) *	4/23/22 @ MIN		
FT% (Min. 5 FTA)	1.000	(10+) Jaren Jackson Jr. (6/6) *	4/26/23 vs LAL	1.000	(10+) Austin Reaves (6/6) *	4/26/23 vs LAL		
FGM	15	(2) Ja Morant *	5/3/22 vs GSW	15	(2) Tony Parker *	5/27/13 vs SAS		
FGA	31	(2) Ja Morant *	5/3/22 vs GSW	33	Russell Westbrook	5/9/11 vs OKC		
3PM	8	Desmond Bane	4/23/22 @ MIN	8	Klay Thompson	5/13/22 @ GSW		
3PA	15	(2) Dillon Brooks *	5/13/22 @ GSW	17	Stephen Curry	5/13/15 @ GSW		
FTM	16	(2) Ja Morant *	4/16/22 vs MIN	19	Kawhi Leonard	4/17/17 @ SAS		
FTA	20	(2) Ja Morant *	4/16/22 vs MIN	22	Amar'e Stoudemire	4/27/05 @ PHO		

* Most recent occurrence



GRIZZLIES ALL-TIME PLAYOFFS INDIVIDUAL CAREER LEADERS

GAMES	POINTS	REBOUNDS	ASSISTS
Zach Randolph	62	Zach Randolph 1058	Zach Randolph 589
Marc Gasol	59	Marc Gasol 526	Mike Conley 377
Mike Conley	56	Tony Allen 268	Marc Gasol 204
Tony Allen	56	Mike Conley 205	Ja Morant 164
Darrell Arthur	28	Jaren Jackson Jr. 156	Zach Randolph 109
			Tyus Jones 82

GAMES STARTED	SCORING AVERAGE	REBOUND AVERAGE	ASSIST AVERAGE
Zach Randolph	60	Jonas Valanciūnas 9.8	Ja Morant 8.6
Marc Gasol	59	Zach Randolph 9.5	Mike Conley 6.7
Mike Conley	56	Marc Gasol 8.9	Jason Williams 4.9
Tony Allen	47	Chris Andersen 7.8	Jordan Farmar 4.0
Jaren Jackson Jr.	23	Matt Barnes 7.3	Tyus Jones 3.6

FIELD GOALS MADE	FIELD GOAL ATTS	FREE THROWS MADE	FREE THROW ATTS
Zach Randolph	407	Marc Gasol 290	Marc Gasol 361
Marc Gasol	358	Zach Randolph 240	Zach Randolph 327
Mike Conley	321	Mike Conley 213	Mike Conley 269
Tony Allen	188	Tony Allen 117	Tony Allen 162
Ja Morant	181	Ja Morant 116	Ja Morant 153

MINUTES	FIELD GOAL PCT	3-PT FG PCT	FREE THROW PCT
Marc Gasol	2343	Luke Kennard .500	Vince Carter .958
Zach Randolph	2245	Santi Aldama .467	Tyus Jones .900
Mike Conley	2092	Quincy Pondexter .456	Desmond Bane .891
Tony Allen	1545	Desmond Bane .433	Jerryd Bayless .885
Desmond Bane	757	Mike Miller .418	Courtney Lee .878

3-PT FG MADE	3-PT FG ATTS	OFFENSIVE REBS	DEFENSIVE REBS
Mike Conley	70	Zach Randolph 202	Marc Gasol 405
Desmond Bane	65	Marc Gasol 121	Zach Randolph 387
Dillon Brooks	43	Tony Allen 103	Mike Conley 176
Jaren Jackson Jr.	42	Jaren Jackson Jr. 55	Tony Allen 165
Ja Morant	40	Shane Battier 40	Ja Morant 102

STEALS	STEALS PER GAME	BLOCKS	BLOCKS PER GAME
Tony Allen	105	Marc Gasol 103	Jaren Jackson Jr. 2.09
Mike Conley	81	Jaren Jackson Jr. 48	Marc Gasol 1.75
Marc Gasol	53	Tony Allen 31	Pau Gasol 1.50
Zach Randolph	48	Zach Randolph 24	Stromile Swift 0.86
Ja Morant	29	Pau Gasol 18	Brandon Clarke 0.79

MINUTES PER GAME	TURNOVERS	PERSONAL FOULS	DISQUALIFICATIONS
Rudy Gay	39.9	Mike Conley 119	Jaren Jackson Jr. 3
Marc Gasol	39.7	Zach Randolph 116	O.J. Mayo 3
Ja Morant	38.3	Marc Gasol 100	Tony Allen 2
Mike Conley	37.4	Tony Allen 84	Dillon Brooks 2
Zach Randolph	36.2	Ja Morant 66	Marc Gasol 2

INTRO

PLAYERS

EXECUTIVE

BASKETBALL OPS

BUSINESS OPS

MEDIA

COMMUNITY

HISTORY

PLAYOFFS

REVIEW

OPPONENTS

NBA

FEDERFORUM

AT A GLANCE



PLAYOFFS

MEMPHIS GRIZZLIES 2023 FIRST ROUND VS. LOS ANGELES LAKERS

PLAYER	G	GS	MIN	FIELD GOALS			3-POINT FG			FREE THROWS			REBOUNDS			AST	PF	DQ	STL	TO	BLK	PTS	AVG
				FG	FGA	PCT	FG	FGA	PCT	FT	FTA	PCT	OFF	DEF	TOT								
Morant	5	5	187	45	106	.425	13	31	.419	20	26	.769	8	26	34	35	12	0	9	17	1	123	24.6
Bane	6	6	231	49	116	.422	16	50	.320	27	29	.931	7	29	36	19	19	0	3	17	0	141	23.5
Jackson	6	6	220	35	83	.422	7	25	.280	31	36	.861	20	27	47	9	24	0	6	18	1	108	18.0
Brooks	6	6	167	24	77	.312	10	42	.238	5	7	.714	3	15	18	11	20	0	1	7	0	63	10.5
Tillman	6	6	183	24	45	.533	1	4	.250	3	5	.600	17	31	48	19	17	0	4	4	4	52	8.7
Kennard	5	0	107	12	23	.522	8	16	.500	4	4	1.000	5	15	20	7	8	0	4	1	0	36	7.2
Alлама	6	0	101	15	33	.455	7	15	.467	2	2	1.000	7	19	26	7	5	0	3	2	0	39	6.5
Jones	6	1	120	11	36	.306	3	19	.158	2	3	.667	3	15	18	22	5	0	8	8	0	27	4.5
Roddy	6	0	76	8	29	.276	6	20	.300	1	1	1.000	4	13	17	4	6	0	0	1	2	23	3.8
Lofton	4	0	12	3	8	.375	0	2	.000	1	2	.500	1	2	3	1	0	0	0	0	0	7	1.8
Z. Williams	4	0	12	2	7	.286	1	3	.333	0	0	---	0	2	2	2	1	0	0	2	0	5	1.3
Konchar	5	0	49	2	9	.222	0	4	.000	0	0	---	4	6	10	4	6	0	2	1	2	4	0.8
GRIZZLIES	6	-	1465	230	572	.402	72	231	.312	96	115	.835	79	200	279	140	123	0	40	78	21	628	104.7
LAKERS	6	-	1465	252	544	.463	65	210	.310	104	130	.800	68	230	298	148	105	1	42	89	55	673	112.2

PLAYER	SINGLE-GAME HIGHS							AVERAGE PER GAME							CAREER HIGHS (C=SET, T=TIED THIS SERIES)													
	MIN	REB	AST	ST	TO	BL	PTS	MIN	REB	AST	STL	TO	BLK	PTS	FG	FGA	FT	FTA	REB	AST	PTS	FG	FGA	FT	FTA	REB	AST	PTS
Bane	45	6	4	2	5	3	34	38.0	4.2	2.2	0.83	1.8	1.17	23.5	11C	20C	5T	5T	7	6	34C	11C	20C	5T	5T	7	6	34C
Morant	45	13	15	3	7	3	32	37.1	8.7	10.5	1.50	4.2	0.67	21.5	15	31	16C	20T	13C	15C	47	15	31	16C	20T	13C	15C	47
Brooks	37	4	4	1	4	1	24	33.3	2.5	2.3	0.83	2.7	0.17	16.5	13	28	7T	10C	7	8	31	13	28	7T	10C	7	8	31
Clarke	37	15	5	2	1	3	21	29.4	9.0	2.7	0.83	0.7	1.00	16.5	9C	14C	8C	8C	15C	5C	21C	9C	14C	8C	8C	15C	5C	21C
Jackson	34	14	1	2	4	7	18	24.5	7.2	0.5	0.67	1.7	2.67	11.8	10	21	9	11	14C	3	33	10	21	9	11	14C	3	33
Jones	26	5	6	2	3	0	13	19.1	3.0	4.2	1.17	1.5	0.00	9.3	8	18	5C	5C	9	9	21	8	18	5C	5C	9	9	21
Williams	19	1	1	1	0	0	13	11.0	0.2	0.2	0.40	0.0	0.00	5.6	5	9	6C	6C	5	2	14	5	9	6C	6C	5	2	14
Anderson	26	6	3	2	2	1	8	19.6	4.5	1.3	1.00	0.5	0.50	5.0	8	15	4	7	13	7	20	8	15	4	7	13	7	20
Tillman	21	7	1	1	3	0	13	15.9	3.8	0.2	0.20	1.4	0.00	4.8	6C	7C	1T	4C	7C	2	13C	6C	7C	1T	4C	7C	2	13C
Melton	18	2	3	1	2	0	7	11.7	1.8	1.3	0.50	1.0	0.00	2.3	5	14	2	2T	8	4	15	5	14	2	2T	8	4	15
Culver	5	3	1	2	0	0	2	4.7	3.0	1.0	2.00	0.0	0.00	2.0	2	6	1	2	3T	1C	5	2	6	1	2	3T	1C	5
Adams	24	3	3	0	1	0	0	10.2	1.7	1.3	0.00	0.3	0.00	0.0	9	14	7	9	17	3T	19	9	14	7	9	17	3T	19
Konchar	10	6	1	1	0	0	0	4.3	2.3	0.3	0.25	0.0	0.00	0.0	3	5	2	2	6C	2	9	3	5	2	2	6C	2	9
GRIZZLIES	240	55	31	10	19	9	124	240.0	46.3	25.8	8.17	16.0	6.17	114.7	47	111	39	47	60	37	134	47	111	39	47	60	37	134
OPPONENTS	240	46	32	12	23	11	130	240.0	40.0	22.8	8.17	17.7	7.83	109.2	53	104	42	50	70	34	142	53	104	42	50	70	34	142

LOS ANGELES LAKERS 2023 FIRST ROUND VS. MEMPHIS GRIZZLIES

PLAYER	G	GS	MIN	FIELD GOALS			3-POINT FG			FREE THROWS			REBOUNDS			AST	PF	DQ	STL	TO	BLK	PTS	AVG
				FG	FGA	PCT	FG	FGA	PCT	FT	FTA	PCT	OFF	DEF	TOT								
James	6	6	223	52	107	.486	8	41	.195	21	31	.677	14	53	67	31	11	0	6	18	8	133	22.2
Davis	6	6	218	49	100	.490	3	9	.333	24	29	.828	18	64	82	12	15	0	8	14	26	125	20.8
Russell	6	6	187	37	85	.435	16	43	.372	10	13	.769	6	16	22	35	16	1	4	13	1	100	16.7
Reaves	6	6	219	34	76	.447	11	32	.344	20	24	.833	9	23	32	30	15	0	4	11	3	99	16.5
Hachimura	6	0	153	33	58	.569	11	21	.524	10	12	.833	2	26	28	4	8	0	3	3	1	87	14.5
Vanderbilt	6	6	119	17	31	.548	5	17	.294	4	6	.667	9	14	23	7	17	0	5	8	9	43	7.2
Schroder	6	0	133	9	25	.360	2	9	.222	8	8	1.000	1	7	8	17	10	0	7	9	2	28	4.7
Beasley	6	0	66	7	24	.292	5	19	.263	6	6	1.000	3	3	6	2	5	0	2	0	25	4.2	
Walker	4	0	15	3	7	.429	2	5	.400	0	0	---	0	1	1	1	0	0	0	0	8	2.0	
T. Brown	6	0	88	5	16	.313	1	11	.091	0	0	---	2	16	18	7	2	0	2	1	11	1.8	
Gabriel	5	0	21	4	8	.500	0	0	---	1	1	1.000	4	0	4	0	6	0	2	2	2	9	1.8
Christie	4	0	12	2	4	.500	1	2	.500	0	0	---	0	3	3	1	0	0	0	1	5	1.3	
Bamba	3	0	10	0	2	.000	0	1	.000	0	0	---	0	3	3	1	0	0	0	1	0	0.0	
Harrison	3	0	3	0	1	.000	0	0	---	0	0	---	0	1	1	0	0	0	1	0	0	0.0	
LAKERS	6	-	1465	252	544	.463	65	210	.310	104	130	.800	68	230	298	148	105	1	42	89	55	673	112.2
GRIZZLIES	6	-	1465	230	572	.402	72	231	.312	96	115	.835	79	200	279	140	123	0	40	78	21	628	104.7

PLAYER	SINGLE-GAME HIGHS							AVERAGE PER GAME							CAREER HIGHS (C=SET, T=TIED THIS SERIES)													
	MIN	REB	AST	ST	TO	BL	PTS	MIN	REB	AST	STL	TO	BLK	PTS	FG	FGA	FT	FTA	REB	AST	PTS	FG	FGA	FT	FTA	REB	AST	PTS
Bane	45	6	4	2	5	3	34	38.0	4.2	2.2	0.83	1.8	1.17	23.5	11C	20C	5T	5T	7	6	34C							
Morant	45	13	15	3	7	3	32	37.1	8.7	10.5	1.50	4.2	0.67	21.5	15	31	16C	20T	13C	15C	47							
Brooks	37	4	4	1	4	1	24	33.3	2.5	2.3	0.83	2.7	0.17	16.5	13	28	7T	10C	7	8	31							
Clarke	37	15	5	2	1	3	21	29.4	9.0	2.7	0.83	0.7	1.00	16.5	9C	14C	8C	8C	15C	5C	21C							
Jackson	34	14	1	2	4	7	18	24.5	7.2	0.5	0.67	1.7	2.67	11.8	10	21	9	11	14C	3	33							
Jones	26	5	6	2	3	0	13	19.1	3.0	4.2	1.17	1.5	0.00	9.3	8	18	5C	5C	9	9	21							
Williams	19	1	1	1	0	0	13	11.0	0.2	0.2	0.40	0.0	0.00	5.6	5	9	6C	6C	5	2	14							
Anderson	26	6	3	2	2	1	8	19.6	4.5	1.3	1.00	0.5	0.50	5.0	8	15	4	7	13	7	20							
Tillman	21	7	1	1	3	0	13	15.9	3.8	0.2	0.20	1.4	0.00	4.8	6C	7C	1T	4C	7C	2	13C							
Melton	18	2	3	1	2	0	7	11.7	1.8	1.3	0.50	1.0	0.00	2.3	5	14	2	2T	8	4	15							
Culver	5	3	1	2	0	0	2	4.7	3.0	1.0	2.00	0.0	0.00	2.0	2	6	1	2	3T	1C	5							
Adams	24	3	3	0	1	0	0	10.2	1.7	1.3	0.00	0.3	0.00	0.0	9	14	7	9	17	3T	19							
Konchar	10	6	1	1	0	0	0	4.3	2.3	0.3	0.25	0.0	0.00	0.0	3	5	2	2	6C	2	9							
GRIZZLIES	240	55	31	10	19	9	124	240.0	46.3	25.8	8.17	16.0	6.17	114.7	47	111	39	47	60	37	134							
OPPONENTS	240	46	32	12	23	11	130	240.0	40.0	22.8	8.17	17.7	7.83	109.2	53	104	42	50	70	34	142							



MEMPHIS GRIZZLIES 2022 FIRST ROUND VS. MINNESOTA TIMBERWOLVES

PLAYER	G	GS	MIN	FIELD GOALS			3-POINT FG			FREE THROWS			REBOUNDS			AST	PF	DQ	STL	TO	BLK	PTS	AVG
				FG	FGA	PCT	FG	FGA	PCT	FT	FTA	PCT	OFF	DEF	TOT								
Bane	6	6	228	48	96	.500	27	55	.491	18	20	.900	1	24	25	13	12	0	5	11	7	141	23.5
Morant	6	6	222	39	101	.386	4	20	.200	47	66	.712	10	42	52	63	16	0	9	25	4	129	21.5
Brooks	6	6	200	36	96	.375	13	35	.371	14	21	.667	5	10	15	14	22	1	5	16	1	99	16.5
Clarke	6	0	177	38	56	.679	0	1	.000	23	35	.657	23	31	54	16	11	0	5	4	6	99	16.5
Jackson	6	6	147	24	61	.393	10	28	.357	13	19	.684	14	29	43	3	31	2	4	10	16	71	11.8
Jones	6	0	115	19	41	.463	10	20	.500	8	9	.889	2	16	18	25	5	0	7	9	0	56	9.3
Williams	5	0	55	8	19	.421	3	12	.250	9	10	.900	1	0	1	1	6	0	2	0	0	28	5.6
Anderson	6	1	117	12	20	.600	0	2	.000	6	7	.857	6	21	27	8	11	0	6	3	3	30	5.0
Tillman	5	3	80	11	15	.733	0	1	.000	2	5	.400	10	9	19	1	11	0	1	7	0	24	4.8
Melton	4	0	47	3	18	.167	2	14	.143	1	2	.500	0	7	7	5	5	0	2	4	0	9	2.3
Culver	1	0	5	1	2	.500	0	0	---	0	0	---	1	2	3	1	0	0	2	0	0	2	2.0
Adams	3	2	31	0	0	---	0	0	---	0	0	---	2	3	5	4	7	0	0	1	0	0	0.0
Konchar	4	0	17	0	2	.000	0	2	.000	0	0	---	0	9	9	1	2	0	1	0	0	0	0.0
GRIZZLIES	6	-	1440	239	527	.454	69	190	.363	141	194	.727	75	203	278	155	139	3	49	96	37	688	114.7
TIMBERWOLVES	6	-	1440	218	492	.443	83	214	.388	136	168	.810	42	198	240	137	161	2	49	106	47	655	109.2

PLAYER	- SINGLE-GAME HIGHS -							- AVERAGE PER GAME -							- CAREER HIGHS (G=SET, T=TIED THIS SERIES) -										
	MIN	REB	AST	ST	TO	BL	PTS	MIN	REB	AST	STL	TO	BLK	PTS	FG	FGA	FT	FTA	REB	AST	PTS				
Bane	45	6	4	2	5	3	34	38.0	4.2	2.2	0.83	1.8	1.17	23.5	110	200	51	51	7	6	340				
Morant	45	13	15	3	7	3	32	37.1	8.7	10.5	1.50	4.2	0.67	21.5	15	31	160	207	130	150	47				
Brooks	37	4	4	1	4	1	24	33.3	2.5	2.3	0.83	2.7	0.17	16.5	13	28	77	100	7	8	31				
Clarke	37	15	5	2	1	3	21	29.4	9.0	2.7	0.83	0.7	1.00	16.5	90	140	80	80	150	50	210				
Jackson	34	14	1	2	4	7	18	24.5	7.2	0.5	0.67	1.7	2.67	11.8	10	21	9	11	140	3	33				
Jones	26	5	6	2	3	0	13	19.1	3.0	4.2	1.17	1.5	0.00	9.3	8	18	50	50	9	9	21				
Williams	19	1	1	1	0	0	13	11.0	0.2	0.2	0.40	0.0	0.00	5.6	5	9	60	60	5	2	14				
Anderson	26	6	3	2	2	1	8	19.6	4.5	1.3	1.00	0.5	0.50	5.0	8	15	4	7	13	7	20				
Tillman	21	7	1	1	3	0	13	15.9	3.8	0.2	0.20	1.4	0.00	4.8	60	70	11	40	70	2	130				
Melton	18	2	3	1	2	0	7	11.7	1.8	1.3	0.50	1.0	0.00	2.3	5	14	2	21	8	4	15				
Culver	5	3	1	2	0	0	2	4.7	3.0	1.0	2.00	0.0	0.00	2.0	2	6	1	2	31	10	5				
Adams	24	3	3	0	1	0	0	10.2	1.7	1.3	0.00	0.3	0.00	0.0	9	14	7	9	17	31	19				
Konchar	10	6	1	1	0	0	0	4.3	2.3	0.3	0.25	0.0	0.00	0.0	3	5	2	2	60	2	9				
GRIZZLIES	240	55	31	10	19	9	124	240.0	46.3	25.8	8.17	16.0	6.17	114.7	47	111	39	47	60	37	134				
OPPONENTS	240	46	32	12	23	11	130	240.0	40.0	22.8	8.17	17.7	7.83	109.2	53	104	42	50	70	34	142				

MINNESOTA TIMBERWOLVES 2022 FIRST ROUND VS. MEMPHIS GRIZZLIES

PLAYER	G	GS	MIN	FIELD GOALS			3-POINT FG			FREE THROWS			REBOUNDS			AST	PF	DQ	STL	TO	BLK	PTS	AVG
				FG	FGA	PCT	FG	FGA	PCT	FT	FTA	PCT	OFF	DEF	TOT								
Edwards	6	6	227	50	110	.455	23	57	.404	28	34	.824	4	21	25	18	22	0	7	15	7	151	25.2
Towns	6	6	222	39	80	.488	10	22	.455	43	50	.860	11	54	65	13	25	0	4	27	12	131	21.8
Russell	6	6	196	24	72	.333	12	31	.387	12	16	.750	0	15	15	40	17	0	9	17	0	72	12.0
Beverley	6	6	194	21	49	.429	9	26	.346	15	22	.682	4	15	19	29	28	2	7	12	7	66	11.0
McDaniels	6	0	130	18	34	.529	10	20	.500	10	12	.833	5	12	17	4	18	0	2	6	11	56	9.3
Beasley	6	0	119	19	44	.432	8	25	.320	5	6	.833	2	18	20	4	9	0	2	7	1	51	8.5
McLaughlin	5	0	83	12	17	.706	4	7	.571	3	4	.750	0	12	12	17	5	0	5	2	0	31	6.2
Nowell	1	0	12	3	10	.300	0	5	.000	0	0	---	0	0	0	1	1	0	1	0	0	6	6.0
Prince	5	0	65	10	27	.370	4	14	.286	6	7	.857	1	7	8	6	5	0	2	4	1	30	6.0
Vanderbilt	6	6	129	13	27	.481	0	0	---	7	10	.700	12	31	43	4	16	0	7	5	2	33	5.5
Reid	5	0	54	7	17	.412	3	7	.429	7	7	1.000	2	12	14	0	14	0	1	5	6	24	4.8
Monroe	2	0	7	2	5	.400	0	0	---	0	0	---	1	1	2	1	1	0	2	1	0	4	2.0
Okogie	1	0	2	0	0	---	0	0	---	0	0	---	0	0	0	0	0	0	0	0	0	0	0.0
TIMBERWOLVES	6	-	1440	218	492	.443	83	214	.388	136	168	.810	42	198	240	137	161	2	49	106	47	655	109.2
GRIZZLIES	6	-	1440	239	527	.454	69	190	.363	141	194	.727	75	203	278	155	139	3	49	96	37	688	114.7

PLAYER	-- SINGLE-GAME HIGHS --							-- AVERAGE PER GAME --							-- CAREER HIGHS (G=SET, T=TIED THIS SERIES) --						
	MIN	REB	AST	ST	TO	BL	PTS	MIN	REB	AST	STL	TO	BLK	PTS	FG	FGA	FT	FTA	REB	AST	PTS
Edwards	41	7	6	2	5	3	36	37.8	4.2	3.0	1.17	2.5	1.17	25.2	120	240	80	80	70	60	360
Towns	43	14	4	3	7	5	33	36.9	10.8	2.2	0.67	4.5	2.00	21.8	110	190	140	170	16	47	330
Russell	39	5	9	3	4	0	22	32.7	2.5	6.7	1.50	2.8	0.00	12.0	12	27	51	51	7	90	26
Beverley	38	6	6	3	5	2	17	32.3	3.2	4.8	1.17	2.0	1.17	11.0	8	15	6	70	14	7	21
McDaniels	33	7	2	1	4	3	24	21.6	2.8	0.7	0.33	1.0	1.83	9.3	80	90	40	40	70	20	240
Beasley	30	6	2	1	2	1	23	19.8	3.3	0.7	0.33	1.2	0.17	8.5	80	140	31	8	9	3	230
McLaughlin	25	5	4	2	2	0	16	16.6	2.4	3.4	1.00	0.4	0.00	6.2	50	60	20	20	50	40	160
Nowell	12	0	1	1	0	0	6	11.9	0.0	1.0	1.00	0.0	0.00	6.0	30	100	00	00	00	10	60
Prince	19	3	3	2	2	1	12	13.1	1.6	1.2	0.40	0.8	0.20	6.0	7	11	40	40	130	4	16
Vanderbilt	35	13	2	3	2	1	12	21.5	7.2	0.7	1.17	0.8	0.33	5.5	60	80	60	80	130	20	120
Reid	20	7	0	1	3	2	12	10.8	2.8	0.0	0.20	1	0.20	4.8	40	70	60	60	70	00	120
Monroe	7	2	1	2	1	0	4	3.6	1.0	0.5	1.00	0.5	0.00	2.0	6	13	7	10	15	3	18
Okogie	2	0	0	0	0	0	0	2.2	0.0	0.0	0.00	0.0	0.00	0.0	00	00	00	00	00	00	00
TIMBERWOLVES	240	46	32	12	23	11	130	240.0	40.0	22.8	8.17	17.7	7.83	109.2	47	96	32	44	58	320	1300
OPPONENTS	240	55	31	10	19	9	124	240.0	46.3	25.8	8.17	16.0	6.17	114.7	46	98	321	431	58	34	125



PLAYOFFS

MEMPHIS GRIZZLIES 2022 WESTERN CONFERENCE SEMIFINALS VS. GOLDEN STATE WARRIORS

PLAYER	G	GS	MIN	FIELD GOALS			3-POINT FG			FREE THROWS			REBOUNDS			AST	PF	DQ	STL	TO	BLK	PTS	AVG
				FG	FGA	PCT	FG	FGA	PCT	FT	FTA	PCT	OFF	DEF	TOT								
Moran	3	3	115	42	83	.506	13	30	.433	18	21	.857	3	17	20	25	6	0	9	7	0	115	38.3
Jackson	6	6	185	35	95	.368	17	44	.386	27	34	.794	12	26	38	8	22	1	5	7	14	114	19.0
Bane	6	6	200	28	63	.444	16	33	.485	12	15	.800	4	16	20	13	11	0	6	5	2	84	14.0
Brooks	5	5	136	24	76	.316	12	37	.324	2	4	.500	3	12	15	16	14	0	6	6	2	62	12.4
Jones	6	3	148	20	58	.345	8	25	.320	6	6	1.000	2	19	21	29	3	0	7	4	2	54	9.0
Williams	5	1	112	15	33	.455	8	24	.333	3	3	1.000	3	12	15	4	8	0	3	2	0	41	8.2
Clarke	6	0	120	18	35	.514	0	0	---	13	19	.684	14	15	29	8	12	0	4	8	4	49	8.2
Melton	6	0	123	18	47	.383	9	30	.300	2	2	1.000	9	15	24	11	4	0	8	10	5	47	7.8
Anderson	6	0	103	17	31	.548	3	10	.300	5	11	.455	4	21	25	13	11	0	5	7	4	42	7.0
Adams	4	3	83	9	21	.429	0	0	---	6	11	.545	13	27	40	11	5	0	1	3	1	24	6.0
Tillman	4	3	60	7	10	.700	1	1	1.000	1	1	1.000	3	8	11	5	5	0	5	3	1	16	4.0
Culver	2	0	18	2	8	.250	0	2	.000	1	2	.500	1	3	4	0	4	0	0	2	0	5	2.5
Konchar	4	0	38	3	9	.333	1	4	.250	2	2	1.000	3	7	10	4	5	0	2	1	1	9	2.3
GRIZZLIES	6	-	1440	238	569	.418	88	240	.367	98	131	.748	74	198	272	147	110	1	61	72	36	662	110.3
WARRIORS	6	-	1440	251	547	.459	81	237	.342	83	105	.790	73	230	303	163	124	0	33	109	34	666	111.0

PLAYER	SINGLE-GAME HIGHS							AVERAGE PER GAME							CAREER HIGHS (G=SET, T=TIED THIS SERIES)						
	MIN	REB	AST	ST	TO	BL	PTS	MIN	REB	AST	STL	TO	BLK	PTS	FG	FGA	FT	FTA	REB	AST	PTS
Moran	41	9	10	3	3	0	47	38.4	6.7	8.3	3.00	2.3	0.00	38.3	15T	31C	16	20	13	15	47T
Jackson	38	10	3	2	3	5	33	30.8	6.3	1.3	0.83	1.2	2.33	19.0	10C	21C	9	11	14	3T	33C
Bane	44	7	6	3	2	1	25	33.3	3.3	2.2	1.00	0.8	0.33	14.0	11	20	5T	5T	7C	6C	34
Brooks	39	5	8	3	4	1	30	27.1	3.0	3.2	1.20	1.2	0.40	12.4	13	28C	7	10	7	8C	31
Jones	41	9	9	2	2	1	21	24.6	3.5	4.8	1.17	0.7	0.33	9.0	8C	18C	5	5	9C	9C	21C
Williams	30	5	2	1	1	0	14	22.5	3.0	0.8	0.60	0.4	0.00	8.2	5C	9C	6	6	5C	2C	14C
Clarke	31	8	4	1	4	2	12	20.0	4.8	1.3	0.67	1.3	0.67	8.2	9	14	8	8	15	5	21
Melton	27	8	4	3	4	3	14	20.5	4.0	1.8	1.33	1.7	0.83	7.8	5T	14C	2	2	8C	4C	15
Anderson	23	8	7	2	2	2	17	17.2	4.2	2.2	0.83	1.2	0.67	7.0	8	15	4	7C	13	7C	20
Adams	28	15	3	1	2	1	10	20.8	10.0	2.8	0.25	0.8	0.25	6.0	9	14	7	9	17	3T	19
Tillman	22	6	2	3	2	1	7	14.9	2.8	1.3	1.25	0.8	0.25	4.0	6	7	1T	4	7	2C	13
Culver	12	3	0	0	2	0	5	8.8	2.0	0.0	0.00	1.0	0.00	2.5	2C	6C	1C	2C	3T	1	5C
Konchar	16	4	2	2	1	1	9	9.5	2.5	1.0	0.50	0.3	0.25	2.3	3C	5C	2C	2C	6	2C	9C
GRIZZLIES	240	55	37	13	16	10	134	240.0	45.3	24.5	10.17	12.0	6.00	110.3	47C	111	39	47	60	37C	134C
OPPONENTS	240	70	34	10	22	10	142	240.0	50.5	27.2	5.50	18.2	5.67	111.0	53C	104C	42	50	70C	34C	142C

GOLDEN STATE WARRIORS 2022 WESTERN CONFERENCE SEMIFINALS VS. MEMPHIS GRIZZLIES

PLAYER	G	GS	MIN	FIELD GOALS			3-POINT FG			FREE THROWS			REBOUNDS			AST	PF	DQ	STL	TO	BLK	PTS	AVG
				FG	FGA	PCT	FG	FGA	PCT	FT	FTA	PCT	OFF	DEF	TOT								
Curry	6	6	214	50	121	.413	23	70	.329	33	37	.892	3	26	29	35	15	0	4	15	3	156	26.0
Thompson	6	6	213	43	106	.406	20	55	.364	5	7	.714	2	28	30	15	11	0	7	11	6	111	18.5
Poole	6	0	179	40	86	.465	12	38	.316	15	16	.938	5	20	25	26	15	0	1	19	4	107	17.8
Wiggins	6	6	198	35	75	.467	9	27	.333	11	17	.647	20	22	42	5	16	0	5	9	8	90	15.0
Kuminga	5	3	76	20	36	.556	2	9	.222	8	9	.889	4	13	17	5	8	0	1	6	1	50	10.0
Moody	2	0	21	6	10	.600	3	4	.750	0	0	---	0	4	4	1	1	0	0	1	1	15	7.5
Green	6	6	170	16	31	.516	0	6	.000	6	9	.667	8	44	52	36	22	0	4	24	5	38	6.3
Porter	5	0	106	11	25	.440	7	16	.438	2	2	1.000	6	17	23	12	12	0	6	4	2	31	6.2
Looney	6	1	111	15	23	.652	0	0	---	2	4	.500	16	33	49	12	12	0	3	5	2	32	5.3
Payton	2	2	26	4	5	.800	0	0	---	1	2	.500	4	3	7	3	4	0	1	4	1	9	4.5
Lee	6	0	73	7	17	.412	3	7	.429	0	1	.000	3	10	13	5	4	0	1	4	0	17	2.8
Bjelica	3	0	32	2	5	.400	1	2	.500	0	0	---	2	4	6	4	4	0	0	2	0	5	1.7
Toscano-Anderson	4	0	21	2	7	.286	1	3	.333	0	1	.000	0	6	6	4	0	0	0	3	1	5	1.3
WARRIORS	6	-	1440	251	547	.459	81	237	.342	83	105	.790	73	230	303	163	124	0	33	109	34	666	111.0
GRIZZLIES	6	-	1440	238	569	.418	88	240	.367	98	131	.748	74	198	272	147	110	1	61	72	36	662	110.3

PLAYER	SINGLE-GAME HIGHS							AVERAGE PER GAME							CAREER HIGHS (G=SET, T=TIED THIS SERIES)						
	MIN	REB	AST	ST	TO	BL	PTS	MIN	REB	AST	STL	TO	BLK	PTS	FG	FGA	FT	FTA	REB	AST	PTS
Curry	40	9	8	1	5	2	32	35.7	4.8	5.8	0.67	2.5	0.50	26.0	18	35	16	16	15	15	47
Thompson	42	9	4	3	3	3	30	35.4	5.0	2.5	1.17	1.8	1.00	18.5	14	31	15	16	14	7	41
Poole	38	8	9	1	4	2	31	29.8	4.2	4.3	0.17	3.2	0.67	17.8	12C	20C	7	9	8C	9T	31C
Wiggins	41	11	2	2	3	3	18	33.0	7.0	0.8	0.83	1.5	1.33	15.0	11	20	4T	7C	11T	5	27
Kuminga	24	6	2	1	4	1	18	15.3	3.4	1.0	0.20	1.2	0.20	10.0	8C	16C	6	8	8	2C	18C
Moody	17	3	1	0	1	1	10	10.6	2.0	0.5	0.00	0.5	0.50	7.5	4T	7T	1	2	3C	1T	10T
Green	39	15	8	3	5	1	14	28.3	8.7	6.0	0.67	4.0	0.83	6.3	13	23	9	10	19	13	37
Porter	26	9	4	2	2	2	13	21.2	4.6	2.4	1.20	0.8	0.40	6.2	8	15	9	10	11	5	20
Looney	35	22	5	1	2	1	8	18.5	8.2	2.0	0.50	0.8	0.33	5.3	10	14	7	8	22C	5C	21
Payton	23	7	3	1	4	1	8	13.0	3.5	1.5	0.50	2.0	0.50	4.5	6	8	3	4	7C	3T	15
Lee	24	3	4	1	1	0	10	12.2	2.2	0.8	0.17	0.7	0.00	2.8	4C	6T	2	2	6	4C	10C
Bjelica	20	3	2	0	1	0	5	10.5	2.0	1.3	0.00	0.7	0.00	1.7	5	9	4	5	8	3	16
Toscano-Anderson	16	5	2	0	3	1	5	5.1	1.5	1.0	0.00	0.8	0.25	1.3	2C	5C	1	2	5C	2C	5C
WARRIORS	240	70	34	10	22	10	142	240.0	50.5	27.2	5.50	18.2	5.67	111.0	58	140	48	58	87	40	143
OPPONENTS	240	55	37	13	16	10	134	240.0	45.3	24.5	10.17	12.0	6.00	110.3	58	135	46	64	97	39	141



MEMPHIS GRIZZLIES 2021 FIRST ROUND VS. UTAH JAZZ

PLAYER	G	GS	MIN	FIELD GOALS			3-POINT FG			FREE THROWS			REBOUNDS			AST	PF	DQ	STL	TO	BLK	PTS	AVG
				FG	FGA	PCT	FG	FGA	PCT	FT	FTA	PCT	OFF	DEF	TOT								
Morant	5	5	203	55	113	.487	10	31	.323	31	40	.775	7	17	24	41	9	0	2	17	0	151	30.2
Brooks	5	5	175	50	97	.515	8	20	.400	21	26	.808	5	16	21	11	17	1	7	9	2	129	25.8
Valanciunas	5	5	166	33	58	.569	2	8	.250	7	8	.875	20	29	49	13	18	0	3	10	3	75	15.0
Ja. Jackson	5	5	137	23	54	.426	8	28	.286	14	16	.875	9	19	28	5	21	0	5	4	6	68	13.6
Anderson	5	5	142	18	42	.429	3	12	.250	3	4	.750	4	21	25	16	9	0	14	4	0	42	8.4
Allen	5	0	116	12	33	.364	8	21	.381	0	1	.000	3	10	13	1	13	0	2	1	1	32	6.4
Melton	5	0	83	11	31	.355	6	20	.300	3	5	.600	4	12	16	5	7	0	1	3	4	31	6.2
Bane	5	0	99	11	19	.579	6	12	.500	0	0	---	2	15	17	10	6	0	4	3	2	28	5.6
Jones	5	0	47	6	17	.353	1	4	.250	2	2	1.000	1	6	7	6	1	0	1	0	0	15	3.0
Clarke	2	0	9	1	2	.500	0	0	---	0	0	---	0	1	1	0	0	0	0	0	1	2	1.0
Tillman	3	0	18	1	5	.200	0	1	.000	0	0	---	1	2	3	1	2	0	1	1	0	2	.7
Konchar	1	0	3	0	1	.000	0	1	.000	0	0	---	0	1	1	0	0	0	0	0	1	0	0.0
Winslow	1	0	3	0	0	---	0	0	---	0	0	---	0	1	1	1	0	0	0	0	0	0	0.0
GRIZZLIES	5	-	1200	221	472	.468	52	158	.329	81	102	.794	56	150	206	110	103	1	40	52	20	575	115.0
JAZZ	5	-	1200	211	432	.488	84	207	.406	111	132	.847	49	179	228	115	96	1	26	68	31	617	123.4

PLAYER	SINGLE-GAME HIGHS							AVERAGE PER GAME							CAREER HIGHS (G=SET, T=TIED THIS SERIES)						
	MIN	REB	AST	ST	TO	BL	PTS	MIN	REB	AST	STL	TO	BLK	PTS	FG	FGA	FT	FTA	REB	AST	PTS
Morant	43	7	12	1	6	0	47	40.5	4.8	8.2	0.40	3.4	0.00	30.2	15C	26C	15C	20C	7C	12C	47C
Brooks	40	7	3	2	3	2	31	34.9	4.2	2.2	1.40	1.8	0.40	25.8	13C	26C	7C	8C	7C	3C	31C
Valanciunas	39	13	5	2	4	1	18	33.1	9.8	2.6	0.60	2.0	0.60	15.0	10	19	7	9	21	5C	24
Ja. Jackson	31	9	3	3	2	3	21	27.5	5.6	1.0	1.00	0.8	1.20	13.6	9C	18C	9C	11C	9C	3C	21C
Anderson	36	13	5	6	2	0	14	28.4	5.0	3.2	2.80	0.8	0.00	8.4	8	15	4	4T	13C	5T	20
Allen	30	3	1	1	1	1	17	23.1	2.6	0.2	0.40	0.2	0.20	6.4	6C	11C	5	7	3C	1C	17C
Melton	23	5	2	1	1	1	15	16.7	3.2	1.0	0.20	0.6	0.80	6.2	5C	9C	2C	2C	5C	2C	15C
Bane	24	4	4	2	2	1	8	19.8	3.4	2.0	0.80	0.6	0.40	5.6	3C	6C	0C	0C	4C	4C	8C
Jones	17	3	3	1	0	0	6	9.3	1.4	1.2	0.20	0.0	0.00	3.0	2C	6C	2C	2C	5	3T	6C
Clarke	7	1	0	0	0	1	2	4.7	0.5	0.0	0.00	0.0	0.50	1.0	1C	2C	0C	0C	1C	0C	2C
Tillman	8	2	1	1	1	0	2	5.9	1.0	0.3	0.33	0.3	0.00	0.7	1C	3C	0C	0C	2C	1C	2C
Konchar	3	1	0	0	0	1	0	2.8	1.0	0.0	0.00	0.0	1.00	0	0C	1C	0C	0C	1C	0C	0C
Winslow	3	1	1	0	0	0	0	2.8	1.0	1.0	0.00	0.0	0.00	0.0	4	11	7	8	10	5	19
GRIZZLIES	240	50	26	12	14	6	129	240.0	41.2	22.0	8.00	10.4	4.00	115.0	46C	111	39	47	60	30	129C
OPPONENTS	240	51	28	10	16	11	141	240.0	45.6	23.0	5.20	13.6	6.20	123.4	49C	97	42	50	58	29	141C0

UTAH JAZZ 2021 FIRST ROUND VS. MEMPHIS GRIZZLIES

PLAYER	G	GS	MIN	FIELD GOALS			3-POINT FG			FREE THROWS			REBOUNDS			AST	PF	DQ	STL	TO	BLK	PTS	AVG
				FG	FGA	PCT	FG	FGA	PCT	FT	FTA	PCT	OFF	DEF	TOT								
Mitchell	4	4	120	36	80	.450	14	35	.400	28	31	.903	1	11	12	23	7	0	5	11	1	114	28.5
Clarkson	5	0	126	31	76	.408	10	42	.238	21	21	1.000	3	13	16	7	6	0	3	14	3	93	18.6
Bogdanovic	5	5	165	30	61	.492	13	30	.433	19	21	.905	3	21	24	8	7	0	6	13	0	92	18.4
Conley	5	5	150	28	60	.467	17	31	.548	14	14	1.000	2	17	19	43	13	0	1	8	3	87	17.4
Gobert	5	5	162	35	45	.778	0	0	---	17	30	.567	21	44	65	6	21	1	0	7	16	87	17.4
O'Neale	5	5	172	20	39	.513	15	28	.536	0	0	---	6	29	35	9	16	0	8	1	1	55	11.0
Ingles	5	1	135	10	25	.400	7	20	.350	3	3	1.000	0	14	14	14	7	0	2	4	0	30	6.0
Niang	5	0	70	9	26	.346	8	20	.400	4	4	1.000	2	10	12	3	8	0	0	3	1	30	6.0
Favors	5	0	75	12	15	.800	0	0	---	5	7	.714	10	18	28	2	9	0	0	2	6	29	5.8
Brantley	1	0	2	0	1	.000	0	0	---	0	0	---	0	1	1	0	0	0	0	1	0	0	0.0
Forrest	1	0	4	0	1	.000	0	0	---	0	0	---	0	0	0	0	0	0	0	0	0	0	0.0
Morgan	1	0	2	0	0	---	0	0	---	0	0	---	1	1	2	0	0	0	0	0	0	0	0.0
Oni	3	0	13	0	1	.000	0	1	.000	0	0	---	0	0	0	0	2	0	1	0	0	0	0.0
Thomas	1	0	2	0	2	.000	0	0	---	0	0	---	0	0	0	0	0	0	0	0	0	0	0.0
JAZZ	5	-	1200	211	432	.488	84	207	.406	111	131	.847	49	179	228	115	96	1	26	68	31	617	123.4
GRIZZLIES	5	-	1200	221	472	.468	52	158	.329	81	102	.794	56	150	206	110	103	1	40	52	20	575	115.0

PLAYER	SINGLE-GAME HIGHS							AVERAGE PER GAME							CAREER HIGHS							(G=SET, T=TIED THIS SERIES)				
	MIN	REB	AST	ST	TO	BL	PTS	MIN	REB	AST	STL	TO	BLK	PTS	FG	FGA	FT	FTA	REB	AST	PTS					
Mitchell	35	6	10	2	4	1	30	29.9	3.0	5.8	1.25	2.8	0.25	28.5	19	33	17	18	11	11	57					
Clarkson	31	6	3	2	4	2	24	25.2	3.2	1.4	0.60	2.8	0.60	18.6	9T	20C	7C	7C	6C	4	26					
Bogdanovic	37	8	4	2	4	0	29	32.9	4.8	1.6	1.20	2.6	0.00	18.4	11	21	9T	10	10	4T	30					
Conley	37	6	15	1	2	2	27	29.9	3.8	8.6	0.20	1.6	0.60	17.4	13	23	12	17	10	15C	35					
Gobert	36	15	3	0	3	4	23	32.5	13.0	1.2	0.00	1.4	3.20	17.4	11	15	7T	15	18	4	24					
O'Neale	37	9	3	4	1	1	17	34.5	7.0	1.8	1.60	0.2	0.20	11.0	8	13	4	4	11	8	18					
Ingles	33	5	4	1	2	0	14	27.1	2.8	2.8	0.40	0.8	0.00	6.0	10	15	3T	5	8	11	27					
Niang	16	7	2	0	1	1	8	14.0	2.4	0.6	0.00	0.6	0.20	6.0	6	10	2T	2T	7T	3	16					
Favors	23	11	1	0	1	4	12	15.1	5.6	0.4	0.00	0.4	1.20	5.8	8	14	8	12	16	3	20					
Brantley	2	1	0	0	1	0	0	2.3	1.0	0.0	0.00	1.0	0.00	0.0	0T	3	1	2	2	2	1					
Forrest	4	0	0	0	0	0	4.3	0.0	0.0	0.00	0.0	0.00	0.0	0C	1C	0C	0C	0C	0C	0C	0C					
Morgan	2	2	0	0	0	0	0	2.3	2.0	0.0	0.00	0.0	0.00	0.0	2	5	1	4	7	3	5					
Oni	10	0	0	1	0	0	0	4.4	0.0	0.0	0.33	0.0	0.00	0.0	2	3	0T	0T	4	0T	5					
Thomas	2	0	0	0	0	0	0	2.3	0.0	0.0	0.00	0.0	0.00	0.0	5	6	0T	0T	4	3	12					
JAZZ	240	51	28	10	16	11	141	240.0	45.6	23.0	5.20	13.6	6.20	123.4	54	102	48	55	60	40	141C					
OPPONENTS	240	50	26	12	14	6	129	240.0	41.2	22.0	8.00	10.4	4.00	115.0	54	106	42	50	65	36	140					



PLAYOFFS

MEMPHIS GRIZZLIES 2017 FIRST ROUND VS. SAN ANTONIO SPURS

PLAYER	G	GS	MIN	FIELD GOALS			3-POINT FG			FREE THROWS			REBOUNDS			AST	PF	DQ	STL	TO	BLK	PTS	AVG
				FG	FGA	PCT	FG	FGA	PCT	FT	FTA	PCT	OFF	DEF	TOT								
Conley	6	6	224	50	103	.485	17	38	.447	31	37	.838	1	19	20	42	11	0	10	12	3	148	24.7
Gasol	6	6	240	39	83	.470	7	12	.583	31	33	.939	7	32	39	25	22	0	2	15	4	116	19.3
Randolph	6	4	191	35	83	.422	1	7	.143	8	11	.727	9	40	49	4	14	0	5	7	2	79	13.2
Carter	6	6	195	20	42	.476	8	20	.400	7	7	1.000	4	16	20	9	15	0	2	10	0	55	9.2
Ennis	6	4	159	16	38	.421	6	19	.316	12	14	.857	8	17	25	7	20	0	5	7	2	50	8.3
Green	6	2	118	17	36	.472	7	16	.438	3	3	1.000	3	17	20	2	21	0	0	4	0	44	7.3
Harrison	6	0	119	13	29	.448	5	13	.385	8	9	.889	4	7	11	13	14	0	3	3	1	39	6.5
Selden	6	2	106	9	26	.346	2	11	.182	3	4	.750	3	6	9	7	8	0	1	2	1	23	3.8
Davis	3	0	11	3	5	.600	0	0	---	1	2	.500	2	3	5	0	2	0	0	0	0	7	2.3
Wright	2	0	12	2	5	.400	0	0	---	0	0	---	1	1	2	0	0	0	0	1	2	4	2.0
Daniels	6	0	68	3	9	.333	3	9	.333	0	0	---	1	4	5	2	1	0	2	2	0	9	1.5
Baldwin	3	0	12	0	1	.000	0	0	---	2	2	1.000	1	3	4	2	3	0	0	0	0	2	0.7
Martin	3	0	10	1	3	.333	0	0	---	0	0	---	2	2	4	0	2	0	1	0	0	2	0.7
GRIZZLIES	6	-	1465	208	463	.449	56	145	.386	106	122	.869	46	167	213	113	133	0	31	68	15	578	96.3
SPURS	6	-	1465	223	463	.482	59	144	.410	123	149	.826	59	181	240	98	115	0	31	68	23	628	104.7

PLAYER	MIN	REB	AST	ST	TO	BLK	PTS	AVERAGE PER GAME							CAREER HIGHS (C=SET, T=TIED THIS SERIES)						
								FG	FGA	PCT	3PT	FTA	PCT	REB	FG	FGA	FT	FTA	REB	AST	PTS
Conley	45	9	8	4	3	1	35	37.3	3.3	7.0	1.67	2.0	0.50	24.7	13C	23C	12	17	10	13	35C
Gasol	46	12	7	2	8	2	32	40.0	6.5	4.2	0.33	2.5	0.67	19.3	11T	23	13	14	21	7T	32C
Randolph	38	11	1	3	2	1	21	31.9	8.2	0.7	0.83	1.2	0.33	13.2	12	25	16	17	21	6	34
Carter	36	5	3	1	4	0	13	32.5	3.3	1.5	0.33	1.7	0.00	9.2	19	37	15	19	15	10	50
Ennis	32	8	2	2	4	1	12	26.5	4.2	1.2	0.83	1.2	0.33	8.3	4C	10C	5C	6C	8C	2C	12C
Green	26	6	1	0	2	0	14	19.6	3.3	0.3	0.00	0.7	0.00	7.3	5T	8C	2T	2T	7	2	14C
Harrison	25	3	6	1	1	1	10	19.8	1.8	2.2	0.50	0.5	0.17	6.5	4C	7C	3C	4C	3C	6C	10C
Selden	28	3	3	1	1	1	10	17.7	1.5	1.2	0.17	0.3	0.17	3.8	4C	9C	2C	2C	3C	3C	10C
Davis	7	4	0	0	0	0	7	3.8	1.7	0.0	0.00	0.0	0.00	2.3	3C	3C	1C	2C	4C	0C	7C
Wright	7	1	0	0	1	2	4	6.2	1.0	0.0	0.00	0.5	1.00	2.0	4	5	3	5	5	3	11
Daniels	21	2	2	1	1	0	6	11.4	0.8	0.3	0.33	0.3	0.00	1.5	5	7	3	3	3	2C	17
Baldwin	7	2	1	0	0	0	2	4.1	1.3	0.7	0.00	0.0	0.00	0.7	0C	1C	2C	2C	2C	1C	2C
Martin	6	2	0	1	0	0	2	3.2	1.3	0.0	0.33	0.0	0.00	0.7	2	5	2	4	1	1	5
GRIZZLIES	265	51	22	8	23	6	110	244.2	35.5	18.8	5.17	11.3	2.50	96.3	45	111	39	47	60	30	123
OPPONENTS	265	46	23	11	16	11	116	244.2	40.0	16.3	5.17	11.3	3.83	104.7	43	97C	42	50	58	29	133

SAN ANTONIO SPURS 2017 FIRST ROUND VS. MEMPHIS GRIZZLIES

PLAYER	G	GS	MIN	FIELD GOALS			3-POINT FG			FREE THROWS			REBOUNDS			AST	PF	DQ	STL	TO	BLK	PTS	AVG
				FG	FGA	PCT	FG	FGA	PCT	FT	FTA	PCT	OFF	DEF	TOT								
Leonard	6	6	226	57	104	.548	14	29	.483	59	61	.967	6	30	36	23	12	0	12	14	1	187	31.2
Parker	6	6	163	40	75	.533	8	15	.533	10	10	1.000	1	12	13	18	8	0	3	10	0	98	16.3
Aldridge	6	6	224	34	75	.453	0	5	.000	21	27	.778	14	30	44	8	18	0	3	7	4	89	14.8
Mills	6	0	130	21	44	.477	14	27	.519	5	5	1.000	0	10	10	10	13	0	2	7	0	61	10.2
Gasol	6	0	140	15	40	.375	5	10	.500	4	7	.571	10	24	34	7	10	0	0	5	2	39	6.5
Green	6	6	145	12	34	.353	7	24	.292	4	5	.800	5	13	18	4	12	0	2	1	6	35	5.8
Lee	6	3	130	13	23	.565	0	1	.000	7	9	.778	9	20	29	5	15	0	2	2	3	33	5.5
Forbes	1	0	9	2	3	.667	1	2	.500	0	0	---	0	1	1	0	3	0	0	0	0	5	5.0
Anderson	5	0	51	9	12	.750	1	2	.500	2	3	.667	1	6	7	3	1	0	0	4	1	21	4.2
Simmons	5	0	54	7	12	.583	2	3	.667	2	5	.400	1	4	5	5	5	0	0	2	1	18	3.6
Bertans	5	0	47	5	14	.357	5	12	.417	1	2	.500	1	5	6	1	2	0	0	2	2	16	3.2
Murray	2	0	9	1	2	.500	0	0	---	3	5	.600	0	3	3	1	3	0	0	1	0	5	2.5
Ginobili	6	0	93	5	23	.217	2	14	.143	2	2	1.000	5	9	14	11	5	0	7	5	1	14	2.3
Dedmon	5	3	43	2	2	1.000	0	0	---	3	8	.375	6	14	20	2	8	0	0	3	2	7	1.4
SPURS	6	-	1465	223	463	.482	59	144	.410	123	149	.826	59	181	240	98	115	0	31	68	23	628	104.7
GRIZZLIES	6	-	1465	208	463	.449	56	145	.386	106	122	.869	46	167	213	113	133	0	31	68	15	578	96.3

PLAYER	SINGLE-GAME HIGHS							AVERAGE PER GAME							- CAREER HIGHS (C=SET, T=TIED THIS SERIES)						
	MIN	REB	AST	ST	TO	BL	PTS	MIN	REB	AST	STL	TO	BLK	PTS	FG	FGA	FT	FTA	REB	AST	PTS
Leonard	44	11	6	6	4	1	43	37.7	6.0	3.8	2.00	2.3	0.17	31.2	14C	30C	19C	19C	16	6C	43C
Parker	37	4	6	1	4	0	27	27.1	2.2	3.0	0.50	1.7	0.00	16.3	18	29	13	16	10	18	43
Aldridge	42	12	2	2	3	2	20	37.3	7.3	1.3	0.50	1.2	0.67	14.8	18	34	10	13	18	5	46
Mills	24	2	4	1	3	0	20	21.7	1.7	1.7	0.33	1.2	0.00	10.2	8	17	6	6	5	4T	20C
Gasol	30	11	2	0	2	1	10	23.3	5.7	1.2	0.00	0.8	0.33	6.5	14	26	11	13	19	10	36
Green	29	5	2	1	1	4	12	24.2	3.0	0.7	0.33	0.2	1.00	5.8	9	15	3	4	9	4	27
Lee	33	8	2	1	1	2	11	21.7	4.8	0.8	0.33	0.3	0.50	5.5	8	15	5	6	14	4	20
Forbes	9	1	0	0	0	0	5	8.8	1.0	0.0	0.00	0.0	0.00	5.0	2C	3C	0C	0C	1C	0C	5C
Anderson	18	3	3	0	2	1	15	10.2	1.4	0.6	0.00	0.8	0.20	4.2	6C	7C	4	4	7	3T	15C
Simmons	16	2	3	0	1	1	10	10.9	1.0	1.0	0.00	0.4	0.20	3.6	4C	6	2C	3C	3	3C	10C
Bertans	14	3	1	0	1	2	6	9.3	1.2	0.2	0.00	0.4	0.40	3.2	2C	5C	1C	2C	3C	1C	6C
Murray	7	3	1	0	1	0	4	4.7	1.5	0.5	0.00	0.5	0.00	2.5	1C	1C	2C	3C	3C	1C	4C
Ginobili	19	4	3	3	2	1	10	15.4	2.3	1.8	1.17	0.8	0.17	2.3	11	24	15	17	11	11	39
Dedmon	18	8	1	0	2	2	2	8.7	4.0	0.4	0.00	0.6	0.40	1.4	1C	1C	2C	2C	8C	1C	2C
SPURS	265	46	23	11	16	11	116	244.2	40.0	16.3	5.17	11.3	3.83	104.7	67	124	39	54	75	51	152
OPPONENTS	265	51	22	8	23	6	110	244.2	35.5	18.8	5.17	11.3	2.50	96.3	58	111	49	51	85	40	141



MEMPHIS GRIZZLIES 2016 FIRST ROUND VS. SAN ANTONIO SPURS

PLAYER	G	GS	MIN	- FIELD GOALS -			- 3-POINT FG -			- FREE THROWS -			- REBOUNDS -			AST	PF	DQ	STL	TO	BLK	PTS	AVG
				FG	FGA	PCT	FG	FGA	PCT	FT	FTA	PCT	OFF	DEF	TOT								
Randolph	4	4	120	23	62	.371	0	0	---	6	7	.857	15	20	35	7	10	0	1	7	0	52	13.0
Stephenson	4	0	95	23	44	.523	2	5	.400	4	5	.800	1	5	6	7	10	0	1	3	0	52	13.0
V. Carter	4	4	91	15	33	.455	7	10	.700	8	8	1.000	5	10	15	5	9	0	2	3	1	45	11.3
Barnes	4	4	139	16	46	.348	3	18	.167	8	10	.800	5	23	28	11	13	0	5	13	1	43	10.8
Allen	4	2	94	10	33	.303	1	7	.143	9	13	.692	6	5	11	3	11	0	5	6	2	30	7.5
Farmar	4	4	113	10	31	.323	4	12	.333	3	3	1.000	0	6	6	16	4	0	3	10	1	27	6.8
Ja. Green	4	0	72	12	22	.545	0	1	.000	3	6	.500	5	10	15	3	12	1	3	4	5	27	6.8
Munford	4	0	89	9	28	.321	1	8	.125	0	2	.000	1	8	9	10	8	0	6	5	3	19	4.8
Martin	2	0	46	3	8	.375	0	0	---	3	6	.500	4	3	7	1	4	0	3	3	0	9	4.5
Andersen	4	2	79	5	12	.417	0	0	---	5	8	.625	13	18	31	3	4	0	2	5	3	15	3.8
Hairston	2	0	22	2	6	.333	1	3	.333	0	2	.000	0	0	0	0	1	0	1	1	0	5	2.5
GRIZZLIES	4	-	960	128	325	.394	19	64	.297	49	70	.700	55	108	163	66	86	1	32	62	16	324	81.0
SPURS	4	-	960	148	304	.487	41	87	.471	75	91	.824	32	136	168	86	70	0	39	56	37	412	103.0

PLAYER	----- SINGLE-GAME HIGHS -----							----- AVERAGE PER GAME -----							----- CAREER HIGHS (G=SET, T=TIED THIS SERIES) -----													
	MIN	REB	AST	ST	TO	BL	PTS	MIN	REB	AST	STL	TO	BLK	PTS	FG	FGA	FT	FTA	REB	AST	PTS	FG	FGA	FT	FTA	REB	AST	PTS
Randolph	39	12	3	1	3	0	20	29.9	8.8	1.8	0.25	1.8	0.00	13.0	12	25	16	17	21	6	34							
Stephenson	35	3	3	1	1	0	26	23.7	1.5	1.8	0.25	0.8	0.00	13.0	11C	19C	7	8	14	8	26C							
V. Carter	28	8	2	2	1	1	16	22.7	3.8	1.3	0.50	0.8	0.25	11.3	19	37	15	19	15	10	50							
Barnes	45	11	4	2	6	1	17	34.8	7.0	2.8	1.25	3.3	0.25	10.8	11	15T	7	8	11T	7	30							
Allen	36	4	1	2	2	1	12	23.4	2.8	0.8	1.25	1.5	0.50	7.5	8	15	9	11	13	6	19							
Farmar	33	2	6	2	5	1	8	28.3	1.5	4.0	0.75	2.5	0.25	6.8	5	11T	6	8	5	7	14							
Ja. Green	22	7	2	2	3	2	10	18.1	3.8	0.8	0.75	1.0	1.25	6.8	5C	7C	2T	2T	7C	2C	10C							
Munford	28	4	4	3	2	2	7	22.3	2.3	2.5	1.50	1.3	0.75	4.8	3C	10C	0C	2C	4C	4C	7C							
Martin	23	4	1	2	2	0	5	23.1	3.5	0.5	1.50	1.5	0.00	4.5	2C	5C	2C	4C	4C	1C	5C							
Andersen	24	13	2	1	2	1	7	19.7	7.8	0.8	0.50	1.3	0.75	3.8	7	9	7	9	14	2	16							
Hairston	12	0	0	1	1	0	5	11.1	0.0	0.0	0.50	0.5	0.00	2.5	2C	4C	0C	2C	0C	0C	5C							
GRIZZLIES	240	48	18	14	17	5	95	240.0	40.8	16.5	8.00	15.5	4.00	81.0	45	111	39	47	60	30	123							
OPPONENTS	240	44	24	13	19	12	116	240.0	42.0	21.5	9.75	14.0	9.25	103.0	43	95	42	50	58	29	133							

SAN ANTONIO SPURS 2016 FIRST ROUND VS. MEMPHIS GRIZZLIES

PLAYER	G	GS	MIN	- FIELD GOALS -			- 3-POINT FG -			- FREE THROWS -			- REBOUNDS -			AST	PF	DQ	STL	TO	BLK	PTS	AVG
				FG	FGA	PCT	FG	FGA	PCT	FT	FTA	PCT	OFF	DEF	TOT								
Leonard	4	4	126	29	55	.527	11	18	.611	17	18	.944	5	14	19	6	4	0	11	4	11	86	21.5
Aldridge	4	4	113	24	47	.511	0	0	---	10	11	.909	10	22	32	1	8	0	1	4	7	58	14.5
Mills	4	0	78	13	29	.448	10	23	.435	6	8	.750	0	5	5	7	2	0	4	4	0	42	10.5
Martin	2	0	29	7	10	.700	4	6	.667	2	3	.667	0	2	2	2	4	0	0	5	0	20	10.0
Parker	4	4	89	16	38	.421	1	6	.167	6	7	.857	0	4	4	19	6	0	2	9	0	39	9.8
Ginobili	4	0	76	8	18	.444	4	9	.444	8	10	.800	2	13	15	11	13	0	3	1	1	28	7.0
Diaw	4	0	82	11	24	.458	1	3	.333	2	2	1.000	0	8	8	13	5	0	1	3	3	25	6.3
West	4	0	72	10	18	.556	1	3	.333	4	7	.571	8	10	18	6	4	0	5	3	2	25	6.3
Marjanovic	3	0	23	6	9	.667	0	0	---	6	7	.857	0	6	6	1	5	0	0	1	0	18	6.0
Duncan	4	4	81	8	12	.667	0	0	---	7	9	.778	3	22	25	8	5	0	2	7	8	23	5.8
Green	4	4	83	8	20	.400	6	13	.462	0	0	---	0	14	14	2	3	0	7	4	3	22	5.5
Simmons	3	0	26	4	10	.400	2	3	.667	1	2	.500	3	1	4	2	4	0	2	1	0	11	3.7
Anderson	4	0	68	4	13	.308	1	2	.500	4	5	.800	1	14	15	5	6	0	1	3	2	13	3.3
Miller	2	0	15	0	1	.000	0	1	.000	2	2	1.000	0	1	1	3	1	0	0	0	0	2	1.0
SPURS	4	-	960	148	304	.487	41	87	.471	75	91	.824	32	136	168	86	70	0	39	56	37	412	103.0
GRIZZLIES	4	-	960	128	325	.394	19	64	.297	49	70	.700	55	108	163	66	86	1	32	62	16	324	81.0

PLAYER	- SINGLE-GAME HIGHS -							- AVERAGE PER GAME -							- CAREER HIGHS (G=SET, T=TIED THIS SERIES) -													
	MIN	REB	AST	ST	TO	BL	PTS	MIN	REB	AST	STL	TO	BLK	PTS	FG	FGA	FT	FTA	REB	AST	PTS	FG	FGA	FT	FTA	REB	AST	PTS
Leonard	42	7	4	4	2	5	32	31.4	4.8	1.5	2.75	1.0	2.75	21.5	13	22	8	10	16	5	32	13	22	8	10	16	5	32
Aldridge	33	10	1	1	2	4	17	28.2	8.0	0.3	0.25	1.0	1.75	14.5	18	34	0	1	17	5	46	18	34	0	1	17	5	46
Mills	20	4	2	2	2	0	16	19.5	1.3	1.8	1.00	1.0	0.00	10.5	8	17	6	6	5	4	18	8	17	6	6	5	4	18
Martin	17	1	1	0	4	0	10	14.6	1.0	1.0	0.00	2.5	0.00	10.0	8	17	10	10	8	3	26	8	17	10	10	8	3	26
Parker	24	2	7	1	3	0	16	22.3	1.0	4.8	0.50	2.3	0.00	9.8	18	29	13	16	10	18	43	18	29	13	16	10	18	43
Ginobili	27	7	5	1	1	1	11	18.9	3.8	2.8	0.75	0.3	0.25	7.0	11	24	15	17	11	11	39	11	24	15	17	11	11	39
Diaw	22	2	5	1	1	2	8	20.5	2.0	3.3	0.25	0.8	0.75	6.3	13	23	11	11	12	9	34	13	23	11	11	12	9	34
West	20	5	2	3	2	1	11	18.1	4.5	1.5	1.25	0.8	0.50	6.3	16	26	9	10	14	8	38	16	26	9	10	14	8	38
Marjanovic	10	3	1	0	1	0	8	7.7	2.0	0.3	0.00	0.3	0.00	6.0	3	5	4	5	3	1	8	3	5	4	5	3	1	8
Duncan	26	11	4	1	2	3	7	20.2	6.3	2.0	0.50	1.8	2.00	5.8	16	30	19	23	25	11	41	16	30	19	23	25	11	41
Green	25	5	2	3	2	3	11	20.8	3.5	0.5	1.75	1.0	0.75	5.5	9	15	3	4	9	4	27	9	15	3	4	9	4	27
Simmons	15	3	1	1	1	0	8	8.5	1.3	0.7	0.67	0.3	0.00	3.7	3	6	1	2	3	1	8	3	6	1	2	3	1	8
Anderson	21	7	3	1	1	1	5	17.0	3.8	1.3	0.25	0.8	0.50	3.3	2	6	4	4	7	3	5	2	6	4	4	7	3	5
Miller	9	1	2	0	0	0	2	7.5	0.5	1.5	0.00	0.0	0.0	1.0	12	24	10	12	11	9	3	12	24	10	12	11	9	3
SPURS	240	44	24	13	19	12	116	240.0	42.0	21.5	9.75	14.0	9.25	103.0	67	124	39	54	75	50	152	67	124	39	54	75	50	152
OPPONENTS	240	48	18	14	17	5	95	240.0	48.0	16.5	8.00	15.5	4.00	81.0	58	111	49	51	65	40	141	58	111	49	51	65	40	141



PLAYOFFS

MEMPHIS GRIZZLIES 2015 FIRST ROUND VS. PORTLAND TRAIL BLAZERS

PLAYER	G	GS	MIN	- FIELD GOALS -			- 3-POINT FG -			- FREE THROWS -			- REBOUNDS -			AST	PF	DQ	STL	TO	BLK	PTS	AVG
				FG	FGA	PCT	FG	FGA	PCT	FT	FTA	PCT	OFF	DEF	TOT								
Gasol	5	5	192	33	79	.418	0	1	.000	36	42	.857	6	40	46	25	12	0	2	6	12	102	20.4
Lee	5	5	168	31	47	.660	6	11	.545	18	19	.947	1	12	13	7	11	0	6	4	0	86	17.2
Conley	3	3	79	18	36	.500	3	8	.375	9	10	.900	0	5	5	11	1	0	3	4	0	48	16.0
Randolph	5	5	176	30	86	.349	0	3	.000	10	12	.833	13	29	42	9	18	0	2	8	0	70	14.0
Udrih	4	0	82	19	39	.487	2	7	.286	7	8	.875	4	8	12	12	7	0	0	1	0	47	11.8
Je. Green	5	1	126	14	52	.269	2	7	.286	16	18	.889	3	25	28	8	10	0	2	5	4	46	9.2
Calathes	5	2	83	12	30	.400	6	11	.545	3	6	.500	1	10	11	10	11	0	4	6	1	33	6.6
Allen	5	4	150	11	19	.579	1	3	.333	5	7	.714	7	27	34	8	15	0	12	4	8	28	5.6
Carter	5	0	76	11	25	.440	3	11	.273	2	2	1.000	5	11	16	3	5	0	2	0	2	27	5.4
Koufos	5	0	62	7	12	.583	0	0	---	2	3	.667	8	7	15	1	9	0	2	0	4	16	3.2
Adams	1	0	1	0	0	---	0	0	---	0	0	---	0	0	0	0	0	0	1	0	0	0	0.0
Ja. Green	1	0	1	0	0	---	0	0	---	0	0	---	0	0	0	0	0	0	0	0	0	0	0.0
Leuer	2	0	4	0	0	---	0	0	---	0	0	---	0	1	1	0	1	0	0	0	0	0	0.0
GRIZZLIES	5	-	1200	186	425	.438	23	62	.371	108	127	.850	48	175	223	94	100	0	36	41	31	503	100.6
TRAIL BLAZERS	5	-	1200	167	418	.400	46	131	.351	89	108	.824	50	171	221	83	103	3	17	58	26	469	93.8

PLAYER	----- SINGLE-GAME HIGHS -----						----- AVERAGE PER GAME -----						----- CAREER HIGHS (C=SET, T=TIED THIS SERIES) -----								
	MIN	REB	AST	ST	TO	PTS	MIN	REB	AST	STL	TO	BLK	PTS	FG	FGA	FT	FTA	REB	AST	PTS	
Gasol	41	14	7	1	3	3	26	38.3	9.2	5.0	0.40	1.2	2.40	20.4	11	23	13C	14C	21	7T	26T
Lee	37	5	2	3	2	0	20	33.5	2.6	1.4	1.20	0.8	0.00	17.2	10	17	9C	9C	5C	5	24
Conley	29	3	6	1	2	0	18	26.4	1.7	3.7	1.00	1.3	0.00	16.0	11	22	12	17	10	13	28
Randolph	39	11	4	1	3	0	16	35.2	8.4	1.8	0.40	1.6	0.00	14.0	12	25	16	17	21	6	34
Udrih	24	7	7	0	1	0	20	20.5	3.0	3.0	0.00	0.3	0.00	11.8	9C	14C	4	4	7C	7C	20C
Je. Green	28	7	3	1	2	2	11	25.3	5.6	1.6	0.40	1.0	0.80	9.2	9	22	11	14	9	4	26
Calathes	29	4	4	3	3	1	13	16.6	2.2	2.0	0.80	1.2	0.20	6.6	4C	10C	3C	6C	4C	4C	13C
Allen	36	10	4	5	1	3	8	29.9	6.8	1.6	2.40	0.8	1.60	5.6	8	15	9	11	13	6	19
Carter	22	5	1	1	0	1	9	15.2	3.2	0.6	0.40	0.0	0.40	5.4	19	37	15	19	15	10	50
Koufos	16	7	1	1	0	3	5	12.5	3.0	0.2	0.40	0.0	0.80	3.2	4	7	2	2T	8	2	8
Adams	1	0	0	1	0	0	0	1.4	0.0	0.0	1.00	0.0	0.00	0.0	1	1	1	2	1	0T	3
Ja. Green	1	0	0	0	0	0	0	1.4	0.0	0.0	0.00	0.0	0.00	0.0	0T	2	2	2	1	0T	2
Leuer	2	1	0	0	0	0	0	1.8	0.5	0.0	0.00	0.0	0.00	0.0	3	5	2	2	7	1	9
GRIZZLIES	240	56	21	10	11	9	115	240.0	44.6	18.8	7.20	8.2	6.20	100.6	45	111	39C	47	60	30	123
OPPONENTS	240	56	23	5	14	8	109	240.0	44.2	16.6	3.40	11.6	5.20	93.8	43	95T	42	50	58	29	133

PORTLAND TRAIL BLAZERS 2015 FIRST ROUND VS. MEMPHIS GRIZZLIES

PLAYER	G	GS	MIN	- FIELD GOALS -			- 3-POINT FG -			- FREE THROWS -			- REBOUNDS -			AST	PF	DQ	STL	TO	BLK	PTS	AVG
				FG	FGA	PCT	FG	FGA	PCT	FT	FTA	PCT	OFF	DEF	TOT								
Aldridge	5	5	208	37	112	.330	3	11	.273	32	36	.889	21	35	56	9	16	1	2	8	12	109	21.8
Lillard	5	5	201	39	96	.406	5	31	.161	25	32	.781	2	18	20	23	15	0	2	12	3	108	21.6
McCollum	5	1	166	32	67	.478	11	23	.478	10	13	.769	1	19	20	2	13	0	6	6	1	85	17.0
Batum	5	5	209	24	70	.343	13	39	.333	10	13	.769	6	37	43	26	11	0	1	12	1	71	14.2
Leonard	5	0	106	14	21	.667	10	13	.769	1	2	.500	6	27	33	5	17	1	2	3	2	39	7.8
Lopez	5	5	117	9	15	.600	0	0	---	8	8	1.000	9	13	22	3	15	0	1	5	5	26	5.2
Crabbe	2	1	39	4	5	.800	2	2	1.000	0	0	---	0	3	3	1	1	0	2	1	1	10	5.0
Kaman	3	0	37	4	8	.500	0	0	---	1	1	1.000	5	9	14	3	5	0	0	3	0	9	3.0
Afflalo	3	3	60	2	12	.167	1	4	.250	0	1	.000	0	7	7	2	6	1	0	3	0	5	1.7
Blake	5	0	43	2	11	.182	1	8	.125	2	2	1.000	0	1	1	8	4	0	0	2	1	7	1.4
Frazier	2	0	3	0	1	.000	0	0	---	0	0	---	0	0	0	0	0	0	1	0	0	0	0.0
Freeland	2	0	7	0	0	---	0	0	---	0	0	---	0	1	1	0	0	0	1	0	0	0	0.0
Gee	1	0	3	0	0	---	0	0	---	0	0	---	0	1	1	1	0	0	0	0	0	0	0.0
TRAIL BLAZERS	5	-	1200	167	418	.400	46	131	.351	89	108	.824	50	171	221	83	103	3	17	58	26	469	93.8
GRIZZLIES	5	-	1200	186	425	.438	23	62	.371	108	127	.850	48	175	223	94	100	0	36	41	31	503	100.6

PLAYER	SINGLE-GAME HIGHS						AVERAGE PER GAME						- CAREER HIGHS (C=SET, T=TIED THIS SERIES) -								
	MIN	REB	AST	ST	TO	BLK	PTS	MIN	REB	AST	STL	TO	BLK	PTS	FG	FGA	FT	FTA	REB	AST	PTS
Aldridge	45	14	5	2	4	4	32	41.7	11.2	1.8	0.40	1.6	2.40	21.8	18	34C	10	13	18	5C	46
Lillard	42	8	9	1	6	1	32	40.2	4.0	4.6	0.40	2.4	0.60	21.6	12C	23C	10	12	9	11	32C
McCollum	39	5	2	2	3	1	33	33.2	4.0	0.4	1.20	1.2	0.20	17.0	12C	20C	8C	9C	5C	2C	33C
Batum	43	13	7	1	4	1	27	41.7	8.6	5.2	0.20	2.4	0.20	14.2	11	23	4T	6C	14	8	27C
Leonard	35	13	2	1	2	2	13	21.3	6.6	1.0	0.40	0.6	0.40	7.8	5C	6C	1C	2C	13C	2C	13C
Lopez	31	6	1	1	2	3	10	23.4	4.4	0.6	0.20	1.0	1.00	5.2	8	14	6	7	13	3	20
Crabbe	23	2	1	2	1	1	7	19.3	1.5	0.5	1.00	0.5	0.50	5.0	3C	3C	0C	0C	2C	1C	7C
Kaman	17	6	2	0	2	0	7	12.4	4.7	1.0	0.00	1.0	0.00	3.0	7	12	5	5	16	2T	15
Afflalo	27	6	1	0	2	0	5	20.0	2.3	0.7	0.00	1.0	0.00	1.7	8	19	4	4	6T	7	19
Blake	9	1	4	0	1	1	5	8.5	0.2	1.6	0.00	0.4	0.20	1.4	7	15	3	4	8	10	19
Frazier	3	0	0	0	1	0	0	1.7	0.0	0.0	0.00	0.5	0.00	0.0	0C	1C	0C	0C	0C	0C	0C
Freeland	4	1	0	1	0	0	0	3.7	0.5	0.0	0.50	0.0	0.00	0.0	0T	2	1	2	2	1	1
Gee	3	1	1	0	0	0	0	3.0	1.0	1.0	0.00	0.0	0.00	0.0	0C	0C	0C	0C	1C	1C	0C
TRAIL BLAZERS	240	56	23	5	14	8	109	240.0	44.2	16.6	3.40	11.6	5.20	93.8	57	107	43	53	62	37	153
OPPONENTS	240	56	21	10	11	9	115	240.0	44.6	18.8	7.20	8.2	6.20	100.6	54	115	48	55	71	38	151



MEMPHIS GRIZZLIES 2015 WESTERN CONFERENCE SEMIFINALS VS. GOLDEN STATE WARRIORS

PLAYER	G	GS	MIN	- FIELD GOALS -			- 3-POINT FG -			- FREE THROWS -			- REBOUNDS -			AST	PF	DT	STL	TO	BLK	PTS	AVG
				FG	FGA	PCT	FG	FGA	PCT	FT	FTA	PCT	OFF	DEF	TOT								
Gasol	6	6	224	38	101	.376	0	1	.000	39	46	.848	13	54	67	24	21	1	8	10	7	115	19.2
Randolph	6	6	206	41	82	.500	1	2	.500	19	21	.905	19	32	51	14	19	0	4	15	0	102	17.0
Conley	5	5	164	23	60	.383	7	25	.280	14	18	.778	0	4	4	29	9	0	8	8	0	67	13.4
Lee	6	6	199	24	53	.453	8	19	.421	4	4	1.000	2	13	15	17	13	0	6	9	0	60	10.0
J. Green	6	1	172	22	56	.393	2	11	.182	6	8	.750	6	18	24	11	8	0	3	11	1	52	8.7
Allen	5	5	129	17	38	.447	0	4	.000	4	5	.800	7	11	18	7	12	0	12	9	3	38	7.6
Carter	6	0	120	16	42	.381	4	17	.235	6	7	.857	8	23	31	8	12	0	5	7	0	42	7.0
Udrih	6	0	93	12	34	.353	2	9	.222	3	4	.750	0	8	8	9	9	0	5	3	0	29	4.8
Koufos	6	0	65	10	19	.526	0	0	---	1	2	.500	11	13	24	3	5	0	2	1	2	21	3.5
Adams	3	0	8	2	3	.667	1	1	1.000	2	4	.500	0	1	1	0	0	0	0	0	0	7	2.3
Lever	2	0	6	2	4	.500	0	0	---	0	0	---	2	2	4	0	0	0	0	0	0	4	2.0
J. Green	4	0	7	0	2	.000	0	1	.000	2	2	1.000	0	3	3	0	1	0	1	0	1	2	0.5
Calathes	5	1	43	0	6	.000	0	2	.000	0	2	.000	0	5	5	6	4	0	5	4	0	0	0.0
Smith	2	0	3	0	0	---	0	0	---	0	0	---	0	0	0	2	0	0	0	0	0	0	0.0
GRIZZLIES	6	-	1440	207	500	.414	25	92	.272	100	123	.813	68	187	255	130	113	1	59	80	14	539	89.8
WARRIORS	6	-	1440	219	467	.469	68	175	.389	81	111	.730	57	202	259	139	121	2	47	103	36	587	97.8

PLAYER	- SINGLE GAME HIGHS -							- AVERAGE PER GAME -							- CAREER HIGHS (G=SET, T=TIED THIS SERIES) -						
	MIN	REB	AST	ST	TO	BL	PTS	MIN	REB	AST	STL	TO	BLK	PTS	FG	FGA	FT	FTA	REB	AST	PTS
Gasol	44	15	6	3	3	5	21	37.3	11.2	4.0	1.33	1.7	1.17	19.2	11	23C	13	14	21	7	26
Randolph	37	11	5	1	4	0	22	34.4	8.5	2.3	0.67	2.5	0.00	17.0	12	25	16	17	21	6	34
Conley	39	3	9	3	3	0	22	32.8	0.8	5.8	1.60	1.6	0.00	13.4	11	22	12	17	10	13	28
Lee	38	3	4	2	3	0	15	33.2	2.5	2.8	1.00	1.5	0.00	10.0	10	17	9	9	5	5	24
J. Green	34	7	4	1	3	1	12	28.6	4.0	1.8	0.50	1.8	0.17	8.7	9	22	11	14	9	4T	26
Allen	38	5	3	4	5	1	15	25.8	3.6	1.4	2.40	1.8	0.60	7.6	8	15	9	11	13	6	19
Carter	26	7	3	2	2	0	16	20.0	5.2	1.3	0.83	1.2	0.00	7.0	19	37	15	19	15	10	50
Udrih	21	5	3	2	1	0	7	15.5	1.3	1.5	0.83	0.5	0.00	4.8	9	14	4	4T	7	7	20
Koufos	15	8	1	1	1	1	8	10.8	4.0	0.5	0.33	0.2	0.33	3.5	4C	7	2	2T	8C	2	8C
Adams	6	1	0	0	0	0	3	2.8	0.3	0.0	0.00	0.0	0.00	2.3	1C	1C	1C	2C	1C	0T	3C
Lever	3	2	0	0	0	0	2	2.9	2.0	0.0	0.00	0.0	0.00	2.0	3	5	2	2	7	1	9
J. Green	3	1	0	1	0	1	2	1.7	0.8	0.0	0.25	0.0	0.25	0.5	0T	2C	2C	2C	1C	0T	2C
Calathes	21	2	2	3	3	0	0	8.6	1.0	1.2	1.00	0.8	0.00	0.0	4	10	3	6	4	4	13
Smith	3	0	1	0	0	0	0	1.7	0.0	1.0	0.00	0.0	0.00	0.0	0C	0C	0C	0C	0C	1C	0C
GRIZZLIES	240	49	24	13	16	5	99	240.0	42.5	21.7	9.83	13.3	2.33	89.8	45	111	39	47	60	30	123
OPPONENTS	240	47	28	13	21	10	108	240.0	43.2	23.2	7.83	17.2	6.00	97.8	43	95	42	50	58	29	133

GOLDEN STATE WARRIORS 2015 WESTERN CONFERENCE SEMIFINALS VS. MEMPHIS GRIZZLIES

PLAYER	G	GS	MIN	- FIELD GOALS -			- 3-POINT FG -			- FREE THROWS -			- REBOUNDS -			AST	PF	DT	STL	TO	BLK	PTS	AVG
				FG	FGA	PCT	FG	FGA	PCT	FT	FTA	PCT	OFF	DEF	TOT								
Curry	6	6	228	51	121	.421	26	64	.406	19	24	.792	6	24	30	39	9	0	13	24	1	147	24.5
Thompson	6	6	224	42	88	.477	15	32	.469	8	11	.727	4	25	29	20	14	0	5	20	4	107	17.8
Barnes	6	6	203	31	57	.544	4	16	.250	11	15	.733	9	18	27	9	11	0	2	11	5	77	12.8
Green	6	6	204	24	62	.387	9	35	.257	18	23	.783	11	39	50	26	25	0	11	20	4	75	12.5
Iguodala	6	0	164	21	41	.512	11	23	.478	7	12	.583	3	23	26	19	7	0	4	3	2	60	10.0
Speights	3	0	23	7	14	.500	0	0	---	7	11	.636	0	7	7	0	6	0	2	2	0	21	7.0
Bojout	6	6	148	14	25	.560	0	1	.000	0	0	---	13	34	47	11	25	2	6	8	12	28	4.7
Livingston	6	0	95	9	14	.643	0	0	---	4	4	1.000	2	9	11	8	6	0	2	7	2	22	3.7
Barbosa	6	0	48	7	13	.538	2	3	.667	4	5	.800	1	3	4	5	7	0	1	5	0	20	3.3
Lee	5	0	55	6	20	.300	0	0	---	2	4	.500	7	10	17	2	8	0	1	0	2	14	2.8
Ezeli	6	0	35	4	6	.667	0	0	---	1	2	.500	1	7	8	0	1	0	0	0	3	9	1.5
McAdoo	3	0	5	2	3	.667	0	0	---	0	0	---	0	2	2	0	0	0	0	1	1	4	1.3
Holiday	3	0	5	1	2	.500	1	1	1.000	0	0	---	0	0	0	0	1	0	0	0	0	3	1.0
Rush	2	0	4	0	1	.000	0	0	---	0	0	---	0	1	1	0	1	0	0	0	0	0	0.0
WARRIORS	6	-	1440	219	467	.469	68	175	.389	81	111	.730	57	202	259	139	121	2	47	103	36	587	97.8
GRIZZLIES	6	-	1440	207	500	.414	25	92	.272	100	123	.813	68	187	255	130	113	1	59	80	14	539	89.8

PLAYER	----- SINGLE-GAME HIGHS -----							----- AVERAGE PER GAME -----							----- CAREER HIGHS (G=SET, T=TIED THIS SERIES) -----						
	MIN	REB	AST	ST	TO	BL	PTS	MIN	REB	AST	STL	TO	BLK	PTS	FG	FGA	FT	FTA	REB	AST	PTS
Curry	41	8	10	6	5	1	33	37.9	5.0	6.5	2.17	4.0	0.17	24.5	18	35	16	16	8T	15	44
Thompson	40	8	6	2	5	2	21	37.3	4.8	3.3	0.83	3.3	0.67	17.8	13	26	6	9	14	7	34
Barnes	41	6	3	1	5	1	16	33.8	4.5	1.5	0.33	1.8	0.83	12.8	10	26	7	7	12	4	26
Green	39	12	9	3	7	2	16	34.0	8.3	4.3	1.83	3.3	0.67	12.5	9	14	8C	10C	17	9C	24
Iguodala	30	6	7	3	1	1	16	27.3	4.3	3.2	0.67	0.5	0.33	10.0	10	23	10	13	12	11	29
Speights	13	5	0	1	1	0	10	7.6	2.3	0.0	0.67	0.7	0.00	7.0	5	10	4	5T	9	1	12
Bojout	30	12	4	3	4	4	8	24.6	7.8	1.8	1.00	1.3	2.00	4.7	7	13	2	6	21	6	14
Livingston	22	4	3	1	2	1	10	15.8	1.8	1.3	0.33	1.2	0.33	3.7	7	11	6	7	8	14	16
Barbosa	14	2	2	1	3	0	14	8.0	0.7	0.8	0.17	0.8	0.00	3.3	11	22	8	8	8	5	26
Lee	17	7	1	1	0	1	6	11.0	3.4	0.4	0.20	0.0	0.40	2.8	8	15	5	6	14	4	20
Ezeli	11	3	0	0	0	1	4	5.9	1.3	0.0	0.00	0.0	0.50	1.5	3	3T	6	9	7	1	8
McAdoo	3	1	0	0	1	1	4	1.8	0.7	0.0	0.00	0.3	0.33	1.3	2C	2C	0C	0C	1C	0C	4C
Holiday	3	0	0	0	0	0	3	1.8	0.0	0.0	0.00	0.0	0.00	1.0	1C	1C	0C	0C	0C	0C	3C
Rush	2	1	0	0	0	0	0	2.0	0.5	0.0	0.00	0.0	0.00	0.0	3	5	1	2	3	2	7
WARRIORS	240	47	28	13	21	10	108	240.0	43.2	23.2	7.83	17.2	6.00	97.8	58	140	48	58	87	40	143
OPPONENTS	240	49	24	13	16	5	99	240.0	42.5	21.7	9.83	13.3	2.33	89.8	58	135	46	64	87	39	141



PLAYOFFS

MEMPHIS GRIZZLIES 2014 FIRST ROUND VS. OKLAHOMA CITY THUNDER

PLAYER	G	GS	MIN	- FIELD GOALS -			- 3-POINT FG -			- FREE THROWS -			- REBOUNDS -			AST	PF	DQ	STL	TO	BLK	PTS	AVG
				FG	FGA	PCT	FG	FGA	PCT	FT	FPA	PCT	OFF	DEF	TOT								
Randolph	6	6	234	42	104	.404	0	1	.000	25	41	.610	17	35	52	14	13	0	5	10	1	109	18.2
Gasol	7	7	299	47	116	.405	0	1	.000	27	34	.794	13	41	54	31	27	1	12	12	6	121	17.3
Conley	7	7	267	44	102	.431	3	27	.111	20	26	.769	5	27	32	55	14	0	14	15	1	111	15.9
Allen	7	1	230	35	72	.486	0	7	.000	16	21	.762	23	31	54	9	23	0	12	12	1	86	12.3
Lee	7	7	224	25	60	.417	6	19	.316	14	18	.778	3	11	14	12	20	0	5	6	2	70	10.0
Udrih	7	0	115	21	45	.467	4	12	.333	9	13	.692	2	10	12	12	11	0	3	9	0	55	7.9
Miller	7	1	173	15	42	.357	14	29	.483	7	9	.778	2	24	26	9	16	0	6	5	0	51	7.3
Johnson	3	0	28	5	15	.333	2	5	.400	7	10	.700	4	2	6	0	3	0	1	0	0	19	6.3
Leuer	3	0	23	3	7	.429	1	2	.500	2	2	1.000	2	6	8	2	2	0	1	0	0	9	3.0
Prince	7	6	113	10	26	.385	1	4	.250	0	0	---	4	6	10	6	8	0	1	1	0	21	3.0
Koufos	7	0	45	7	16	.438	0	0	---	4	4	1.000	7	8	15	2	7	0	2	3	3	18	2.6
Davis	7	0	25	3	10	.300	0	0	---	0	1	.000	8	7	15	0	2	0	1	2	3	6	0.9
Franklin	2	0	4	0	2	.000	0	0	---	1	2	.500	0	1	1	0	0	0	0	0	0	1	0.5
GRIZZLIES	7	-	1780	257	617	.417	31	107	.299	132	181	.729	90	209	299	152	146	1	63	78	17	677	96.7
THUNDER	7	-	1780	253	582	.435	56	173	.324	153	181	.845	94	243	337	130	161	1	42	109	53	715	102.1

PLAYER	----- SINGLE-GAME HIGHS -----							----- AVERAGE PER GAME -----							- CAREER HIGHS (G=SET, T=TIED THIS SERIES) -									
	MIN	REB	AST	ST	TO	BL	PTS	MIN	REB	AST	STL	TO	BLK	PTS	FG	FGA	FT	FPA	REB	AST	PTS			
Randolph	45	11	6	3	3	1	25	39.1	8.7	2.3	0.83	1.7	0.17	18.2	12	25	16	17	21	61	34			
Gasol	49	15	7	4	4	2	24	42.8	7.7	4.4	1.71	1.7	0.86	17.3	11	21C	10C	12	21	77	26			
Conley	48	7	12	4	4	1	20	38.1	4.6	7.9	2.00	2.1	0.14	15.9	11	22	12	17	10	13	28			
Allen	36	13	3	4	3	1	16	32.9	7.7	1.3	1.71	1.7	0.14	12.3	8C	15C	9	11	13C	6	19			
Lee	42	4	4	2	2	1	16	32.0	2.0	1.7	0.71	0.9	0.29	10.0	10	17	4T	5C	4T	5	24			
Udrih	20	4	3	1	3	0	14	16.4	1.7	1.7	0.43	1.3	0.00	7.9	6C	10	4	4T	4C	4	14C			
Miller	31	6	3	3	3	0	21	24.7	3.7	1.3	0.86	0.7	0.00	7.3	9	18	5	5	9	5	23			
Johnson	18	5	0	1	0	0	15	9.3	2.0	0.0	0.33	0.0	0.00	6.3	4C	11C	6C	8C	5C	1	15C			
Leuer	19	7	1	1	0	0	9	7.5	2.7	0.7	0.33	0.0	0.00	3.0	3C	5C	2C	2C	7C	1C	9C			
Prince	24	3	2	1	1	0	7	16.1	1.4	0.9	0.14	0.1	0.00	3.0	11	20	7	8	12	9	29			
Koufos	17	5	2	1	1	1	6	6.5	2.1	0.3	0.29	0.4	0.43	2.6	3T	7	2T	2T	7	2C	6T			
Davis	9	6	0	1	1	2	2	3.6	2.1	0.0	0.14	0.3	0.43	0.9	3	5C	3	4	6T	0T	6			
Franklin	3	1	0	0	0	0	1	2.1	0.5	0.0	0.00	0.0	0.00	0.5	0C	2C	1C	2C	1C	0C	1C			
GRIZZLIES	265	50	30	13	15	4	111	254.3	42.7	21.7	9.00	11.1	2.43	96.7	45	111	38	47	60	30C	123			
OPPONENTS	265	58	24	9	21	11	120	254.3	48.1	18.6	6.00	15.6	7.57	102.1	43	95	42	50	58C	29	133			

OKLAHOMA CITY THUNDER 2014 FIRST ROUND VS. MEMPHIS GRIZZLIES

PLAYER	G	GS	MIN	- FIELD GOALS -			- 3-POINT FG -			- FREE THROWS -			- REBOUNDS -			AST	PF	DQ	STL	TO	BLK	PTS	AVG
				FG	FGA	PCT	FG	FGA	PCT	FT	FPA	PCT	OFF	DEF	TOT								
Durant	7	7	324	73	166	.440	17	53	.321	46	60	.767	12	55	67	24	14	0	6	28	11	209	29.9
Westbrook	7	7	285	63	165	.382	10	42	.238	43	50	.860	23	45	68	56	20	0	11	34	4	179	25.6
Itaka	7	7	263	39	65	.600	2	6	.333	11	12	.917	20	42	62	4	22	0	6	7	18	91	13.0
Jackson	7	0	188	27	57	.474	10	21	.476	21	22	.955	7	27	34	15	16	0	1	15	4	85	12.1
Butler	7	2	196	16	47	.340	11	27	.407	12	14	.857	4	19	23	7	13	0	4	4	0	55	7.9
Perkins	7	7	156	12	17	.706	0	0	---	5	6	.833	13	25	38	5	28	1	2	10	2	29	4.1
Sefolosha	5	5	97	6	18	.333	2	7	.286	3	3	1.000	5	9	14	6	5	0	5	3	0	17	3.4
Collison	6	0	80	5	11	.455	1	1	1.000	1	2	.500	7	9	16	6	14	0	0	1	4	12	2.0
Adams	6	0	67	4	6	.667	0	0	---	2	3	.667	1	5	6	0	16	0	0	4	10	10	1.7
Jones	3	0	4	0	0	0	0	0	---	0	0	---	0	1	1	0	0	0	0	0	0	0	0.0
Lamb	3	0	7	0	2	.000	0	1	.000	0	0	---	0	1	1	1	1	0	0	0	0	0	0.0
Thabeet	1	0	4	0	0	0	0	0	---	0	0	---	0	0	0	0	3	0	0	0	0	0	0.0
THUNDER	7	-	1780	253	582	.435	56	173	.324	153	181	.845	94	243	337	130	161	1	42	109	53	715	102.1
GRIZZLIES	7	-	1780	257	617	.417	31	107	.290	132	181	.729	90	209	299	152	146	1	63	78	17	677	96.7

PLAYER	----- SINGLE-GAME HIGHS -----							----- AVERAGE PER GAME -----							- CAREER HIGHS (G=SET, T=TIED THIS SERIES) -									
	MIN	REB	AST	ST	TO	BL	PTS	MIN	REB	AST	STL	TO	BLK	PTS	FG	FGA	FT	FPA	REB	AST	PTS			
Durant	52	13	7	2	6	5	36	46.3	9.6	3.4	0.86	4.0	1.57	29.9	14	30	18	19	19	9	41			
Westbrook	48	13	16	3	7	1	30	40.7	9.7	8.0	1.57	4.9	0.57	25.6	20	33	17	18	13C	16C	43			
Itaka	47	14	1	2	2	5	17	37.6	8.9	0.6	0.86	1.0	2.57	13.0	11	17	10	0	16	3	26			
Jackson	39	9	4	1	5	1	32	26.9	4.9	2.1	0.14	2.1	0.57	12.1	11C	18	8C	8C	10	8	32C			
Butler	41	5	3	2	2	0	15	28.0	3.3	1.0	0.57	0.6	0.00	7.9	12	24	8T	10	20	5	35			
Perkins	34	9	2	1	3	1	7	22.3	5.4	0.7	0.29	1.4	0.29	4.1	8	13	6	9	19	4	18			
Sefolosha	32	7	3	2	2	0	7	19.4	2.8	1.2	1.00	0.6	0.00	3.4	7	16	5	8	9	6	19			
Collison	19	5	3	0	1	2	3	13.4	2.7	1.0	0.00	0.2	0.67	2.0	6	9	4	7	12	4	15			
Adams	25	3	0	0	2	5	8	11.1	1.0	0.0	0.00	0.7	1.67	1.7	5	7	3	7	11	1	10			
Jones	3	1	0	0	0	0	0	1.4	0.3	0.0	0.00	0.0	0.00	0.0	3	6	0T	0T	4	1	8			
Lamb	3	1	1	0	0	0	0	2.2	0.3	0.3	0.00	0.0	0.00	0.0	6	8	2	2	6	2	13			
Thabeet	4	0	0	0	0	0	0	4.1	0.0	0.0	0.00	0.0	0.00	0.0	1	1	0T	0T	3	0T	2			
THUNDER	265	58	24	9	21	11	120	254.3	48.1	18.6	6.00	15.6	7.57	102.1	52	107	47	62	71	38	133			
OPPONENTS	265	50	30	13	15	4	111	254.3	42.7	21.7	9.00	11.1	2.43	96.7	59	114	57	64	69	36	151			



MEMPHIS GRIZZLIES 2013 FIRST ROUND VS. LOS ANGELES CLIPPERS

PLAYER	G	GS	MIN	- FIELD GOALS -			- 3-POINT FG -			- FREE THROWS -			- REBOUNDS -			AST	PF	DQ	STL	TO	BLK	PTS	AVG
				FG	FGA	PCT	FG	FGA	PCT	FT	FTA	PCT	OFF	DEF	TOT								
Randolph	6	6	202	50	88	.568	0	0	---	25	34	.735	20	28	48	10	27	0	5	15	1	125	20.8
Conley	6	6	217	29	71	.408	6	21	.286	40	53	.755	4	17	21	50	17	0	7	10	3	104	17.3
Gasol	6	6	234	35	75	.467	0	0	---	34	43	.791	7	38	45	20	22	0	2	4	10	104	17.3
Allen	6	6	177	24	50	.480	2	4	.500	22	29	.759	14	25	39	13	17	0	13	8	4	72	12.0
Bayless	6	0	97	18	47	.383	7	22	.318	10	10	1.000	0	5	5	9	12	0	2	10	0	53	8.8
Prince	6	6	213	21	52	.404	3	9	.333	6	11	.545	2	23	25	15	6	0	5	2	4	51	8.5
Pondexter	6	0	127	12	30	.400	5	15	.333	10	15	.667	6	7	13	3	9	0	5	3	1	39	6.5
Arthur	6	0	75	11	20	.550	0	1	.000	4	5	.800	7	11	18	2	18	0	0	1	1	26	4.3
Dooling	5	0	54	5	13	.385	3	7	.429	2	2	1.000	0	3	3	4	11	0	0	3	0	15	3.0
Wroten	3	0	6	1	3	.333	0	1	.000	4	4	1.000	0	2	2	1	0	0	0	1	0	6	2.0
Davis	5	0	29	3	7	.429	0	0	---	0	0	---	2	6	8	0	3	0	0	2	0	6	1.2
Daye	2	0	6	0	1	.000	0	0	---	0	0	---	0	0	0	0	0	0	0	0	1	0	0.0
Leuer	2	0	3	0	0	---	0	0	---	0	0	---	0	0	0	0	1	0	0	0	0	0	0.0
GRIZZLIES	6	-	1440	209	457	.457	26	80	.325	157	206	.762	62	165	227	127	143	0	39	62	25	601	100.2
CLIPPERS	6	-	1440	211	452	.467	35	115	.304	111	142	.782	53	170	223	108	167	1	31	80	34	568	94.7

PLAYER	----- SINGLE-GAME HIGHS -----							----- AVERAGE PER GAME -----							----- CAREER HIGHS (C=SET, T=TIED THIS SERIES) -----						
	MIN	REB	AST	ST	TO	BL	PTS	MIN	REB	AST	STL	TO	BLK	PTS	FG	FGA	FT	FTA	REB	AST	PTS
Randolph	38	11	4	2	5	1	27	33.7	8.0	1.7	0.83	2.5	0.17	20.8	12	25	16	17	21	6	34
Conley	44	6	13	3	2	2	28	36.2	3.5	8.3	1.17	1.7	0.50	17.3	11	22	12C	17C	10	13C	28C
Gasol	44	13	7	1	2	3	24	39.0	7.5	3.3	0.33	0.7	1.67	17.3	11	20	9C	12	21	7C	26
Allen	39	10	6	4	3	2	19	29.5	6.5	2.2	2.17	1.3	0.67	12.0	7	13	9C	11C	10C	6C	19C
Bayless	30	2	3	1	3	0	19	16.2	0.8	1.5	0.33	1.7	0.00	8.8	7	18	6	9	4	7	19C
Prince	41	6	5	2	1	2	15	35.5	4.2	2.5	0.83	0.3	0.67	8.5	11	20	7	8	12	9	29
Pondexter	29	4	1	1	1	1	13	21.2	2.2	0.5	0.83	0.5	0.17	6.5	7	13	5	7	9	3	22
Arthur	18	6	1	0	1	1	9	12.4	3.0	0.3	0.00	0.2	0.17	4.3	7	10	3	4	6T	2	14
Dooling	18	2	2	0	1	0	7	10.8	0.6	0.8	0.00	0.6	0.00	3.0	6	10	5	6	4	4	15
Wroten	5	2	1	0	1	0	4	2.1	0.7	0.3	0.00	0.3	0.00	2.0	1T	4	2C	2C	2C	1T	4C
Davis	13	6	0	0	1	0	6	5.8	1.6	0.0	0.00	0.4	0.00	1.2	3C	4C	3	4	6C	0T	6C
Daye	6	0	0	0	1	0	0	3.1	0.0	0.0	0.00	0.0	0.50	0.0	2	5	1	1	1	0T	4
Leuer	2	0	0	0	0	0	0	1.3	0.0	0.0	0.00	0.0	0.00	0.0	1	1	0T	0T	2	0T	2
GRIZZLIES	240	45	27	11	13	7	118	240.0	37.8	21.2	6.50	10.3	4.17	100.2	45	111	38C	47C	60	27C	123
OPPONENTS	240	47	20	8	18	10	112	240.0	37.2	18.0	5.17	13.3	5.67	94.7	43	95	42	50	54	29	133

LOS ANGELES CLIPPERS 2013 FIRST ROUND VS. MEMPHIS GRIZZLIES

PLAYER	G	GS	MIN	- FIELD GOALS -			- 3-POINT FG -			- FREE THROWS -			- REBOUNDS -			AST	PF	DQ	STL	TO	BLK	PTS	AVG
				FG	FGA	PCT	FG	FGA	PCT	FT	FTA	PCT	OFF	DEF	TOT								
Paul	6	6	224	49	92	.533	6	19	.316	33	37	.892	3	21	24	38	17	0	11	9	0	137	22.8
Griffin	6	5	158	29	64	.453	0	0	---	21	26	.808	8	25	33	15	24	1	0	13	5	79	13.2
Barnes	6	0	162	24	44	.545	7	17	.412	16	19	.842	7	23	30	3	23	0	4	5	2	71	11.8
Crawford	6	0	161	24	62	.387	6	22	.273	11	11	1.000	2	10	12	10	9	0	3	4	1	65	10.8
Butler	6	6	136	22	46	.478	4	16	.250	3	3	1.000	1	15	16	0	11	0	2	6	2	51	8.5
Bledsoe	6	0	97	15	30	.500	1	9	.111	8	12	.667	2	13	15	18	10	0	2	5	3	39	6.5
Billups	6	6	115	11	36	.306	6	17	.353	9	11	.818	2	10	12	6	10	0	1	8	1	37	6.2
Odum	6	1	107	11	30	.367	5	14	.357	3	6	.500	4	19	23	11	16	0	5	10	5	30	5.0
Hill	1	0	20	2	4	.500	0	0	---	0	0	---	2	2	4	2	5	0	0	1	0	4	4.0
Jordan	6	6	144	10	22	.455	0	0	---	2	9	.222	15	23	38	1	18	0	1	9	10	22	3.7
Turiah	5	0	59	7	10	.700	0	0	---	2	4	.500	4	4	8	0	14	0	1	2	3	16	3.2
Hollins	5	0	37	5	9	.556	0	0	---	1	2	.500	3	2	5	2	10	0	0	2	2	11	2.2
Green	3	0	20	2	3	.667	0	1	.000	2	2	1.000	0	3	3	2	0	0	1	0	0	6	2.0
CLIPPERS	6	-	1440	211	452	.467	35	115	.304	111	142	.782	53	170	223	108	167	1	31	80	34	568	94.7
GRIZZLIES	6	-	1440	209	457	.457	26	80	.325	157	206	.762	62	165	227	127	143	0	39	62	25	601	100.2

PLAYER	----- SINGLE-GAME HIGHS -----							----- AVERAGE PER GAME -----							----- CAREER HIGHS (C=SET, T=TIED THIS SERIES) -----						
	MIN	REB	AST	ST	TO	BL	PTS	MIN	REB	AST	STL	TO	BLK	PTS	FG	FGA	FT	FTA	REB	AST	PTS
Paul	42	6	9	3	5	0	35	37.3	4.0	6.3	1.83	1.5	0.00	22.8	15	25	12	14	13	17	35T
Griffin	34	10	5	0	4	2	21	26.3	5.5	2.5	0.00	2.2	0.83	13.2	13	24	10	17	16	7	30
Barnes	37	10	1	1	2	1	30	26.9	5.0	0.5	0.67	0.8	0.33	11.8	11C	15	7C	8C	11	7	30C
Crawford	36	3	3	3	1	1	15	26.9	2.0	1.7	0.50	0.7	0.17	10.8	10	19	8	11	5	6	25
Butler	33	7	0	1	2	1	14	22.6	2.7	0.0	0.33	1.0	0.33	8.5	12	24	8	10	20	5	35
Bledsoe	22	6	5	1	1	1	15	16.2	2.5	3.0	0.33	0.8	0.50	6.5	10	16	3T	5	6C	6	23
Billups	23	4	2	1	3	1	14	19.2	2.0	1.0	0.17	1.3	0.17	6.2	11	29	16	19	10	13	40
Odum	23	7	3	3	4	1	9	17.9	3.8	1.8	0.83	1.7	0.83	5.0	13	21	12	16	19	9	33
Hill	20	4	2	0	1	0	4	20.1	4.0	2.0	0.00	1.0	0.00	4.0	11	27	11	13	14	11	28
Jordan	31	8	1	1	3	4	6	24.1	6.3	0.2	0.17	1.5	1.67	3.7	4	7T	3	6	9	2	10
Turiah	14	3	0	1	1	2	5	11.7	1.6	0.0	0.20	0.4	0.60	3.2	4	10	4	6	10	3	12
Hollins	9	4	1	0	1	1	5	7.5	1.0	0.4	0.00	0.4	0.40	2.2	4	4T	2	4	8	3	8
Green	15	1	2	1	0	0	4	6.5	1.0	0.7	0.33	0.0	0.00	2.0	7	15	6	6	4	6	17
CLIPPERS	240	47	20	8	18	10	112	240.0	37.2	18.0	5.17	13.3	5.67	94.7	50	111	36	48	62	30	124
OPPONENTS	240	45	27	11	13	7	118	240.0	37.8	21.2	6.50	10.3	4.17	100.2	51	115	38C	47C	63	35	131



PLAYOFFS

MEMPHIS GRIZZLIES 2013 WESTERN CONFERENCE SEMIFINALS VS. OKLAHOMA CITY THUNDER

PLAYER	G	GS	MIN	FIELD GOALS			- 3-POINT FG -			- FREE THROWS -			- REBOUNDS -			AST	PF	DQ	STL	TO	BLK	PTS	AVG
				FG	FGA	PCT	FG	FGA	PCT	FT	FTA	PCT	OFF	DEF	TOT								
Gasol	5	5	210	35	72	.486	0	0	---	27	34	.794	9	33	42	12	14	0	7	7	15	97	19.4
Randolph	5	5	198	33	74	.446	0	1	.000	26	36	.722	16	38	54	11	14	0	3	8	2	92	18.4
Conley	5	5	206	31	85	.365	8	28	.286	20	23	.870	5	28	33	34	10	0	11	11	1	90	18.0
Allen	5	5	140	18	43	.419	0	3	.000	14	19	.737	11	14	25	5	19	0	12	6	0	50	10.0
Bayless	5	0	113	15	44	.341	7	21	.333	8	10	.800	1	15	16	9	13	0	1	3	1	45	9.0
Pondexter	5	0	101	12	23	.522	7	13	.538	2	5	.400	1	11	12	4	11	0	2	3	1	33	6.6
Prince	5	5	157	13	44	.295	1	7	.143	4	6	.667	6	18	24	11	9	0	1	6	0	31	6.2
Arthur	5	0	55	6	15	.400	0	1	.000	4	4	1.000	1	7	8	0	8	0	1	3	1	16	3.2
Daye	1	0	5	1	2	.500	0	0	---	1	1	1.000	0	0	0	0	2	0	0	0	0	3	3.0
Davis	1	0	3	1	1	1.000	0	0	---	0	0	---	0	0	0	0	1	0	0	0	0	2	2.0
Wroten	1	0	6	1	3	.333	0	0	---	0	0	---	0	1	1	1	1	0	1	1	0	2	2.0
Dooling	5	0	31	1	6	.167	1	5	.200	4	4	1.000	0	0	0	0	2	0	0	0	0	7	1.4
GRIZZLIES	5	-	1225	167	412	.405	24	79	.304	110	142	.775	50	165	215	87	104	0	39	52	21	468	93.6
THUNDER	5	-	1225	160	402	.398	34	102	.333	94	114	.825	50	167	217	78	126	3	19	73	33	448	89.6

PLAYER	SINGLE-GAME HIGHS							AVERAGE PER GAME							- CAREER HIGHS (C=SET, T=TIED THIS SERIES) -						
	MIN	REB	AST	ST	TO	BL	PTS	MIN	REB	AST	STL	TO	BLK	PTS	FG	FGA	FT	FTA	REB	AST	PTS
Gasol	48	11	5	3	2	6	24	41.9	8.4	2.4	1.40	1.4	3.00	19.4	11	20	9	12	21	7	26
Randolph	43	14	3	2	3	1	28	39.6	10.8	2.2	0.60	1.6	0.40	18.4	12	25	16	17	21	6	34
Conley	49	10	11	4	4	1	26	41.3	6.6	6.8	2.20	2.2	0.20	18.0	11C	22C	12	17	10C	13	28
Allen	34	7	2	5	2	0	14	28.0	5.0	1.0	2.40	1.2	0.00	10.0	7	13T	9	11	10	6	19
Bayless	27	4	3	1	2	1	11	22.6	3.2	1.8	0.20	0.6	0.20	9.0	7	18	6	9	4T	7	19
Pondexter	27	5	3	2	2	1	13	20.2	2.4	0.8	0.40	0.6	0.20	6.6	7	13	5	7	9	3C	22
Prince	35	6	5	1	2	0	9	31.4	4.8	2.2	0.20	1.2	0.00	6.2	11	20	7	8	12	9	29
Arthur	16	3	0	1	3	1	6	11.0	1.6	0.0	0.20	0.6	0.20	3.2	7	10	3	4	6	2	14
Daye	5	0	0	0	0	0	3	4.9	0.0	0.0	0.00	0.0	0.00	3.0	2	5	1C	1C	1	0T	4
Davis	3	0	0	0	0	0	2	3.1	0.0	0.0	0.00	0.0	0.00	2.0	3	4	3	4	6	0T	6
Wroten	6	1	1	1	1	0	2	5.7	1.0	1.0	1.00	1.0	0.00	2.0	1T	4	2	2	2	1T	4
Dooling	10	0	0	0	0	0	5	6.3	0.0	0.0	0.00	0.0	0.00	1.4	6	10	5	6	4	4	15
GRIZZLIES	265	46	22	13	12	7	103	245.0	43.0	17.4	7.80	10.4	4.20	93.6	45	111	38	47	60	27	123
OPPONENTS	265	51	19	7	21	10	97	245.0	43.4	15.6	3.80	14.6	6.60	89.6	43	95	42	50	54	29	133

OKLAHOMA CITY THUNDER 2013 WESTERN CONFERENCE SEMIFINALS VS. MEMPHIS GRIZZLIES

PLAYER	G	GS	MIN	FIELD GOALS			- 3-POINT FG -			- FREE THROWS -			- REBOUNDS -			AST	PF	DQ	STL	TO	BLK	PTS	AVG
				FG	FGA	PCT	FG	FGA	PCT	FT	FTA	PCT	OFF	DEF	TOT								
Durant	5	5	228	48	114	.421	10	28	.357	38	49	.776	2	50	52	33	9	0	6	22	6	144	28.8
Martin	5	0	150	25	60	.417	5	14	.357	17	18	.944	1	17	18	4	7	0	1	4	2	72	14.4
Jackson	5	5	188	27	54	.500	3	14	.214	12	13	.923	2	29	31	19	16	0	2	9	2	69	13.8
Ibaka	5	5	178	26	69	.377	3	6	.500	8	11	.727	17	25	42	2	22	1	0	4	16	63	12.6
Fisher	5	0	134	16	40	.400	11	28	.393	4	6	.667	0	8	8	4	15	0	3	5	0	47	9.4
Serfatosh	5	5	108	7	22	.318	2	10	.200	7	9	.778	6	11	17	7	5	0	3	4	0	23	4.6
Collison	5	0	88	7	17	.412	0	0	---	4	4	1.000	11	9	20	5	26	2	2	10	4	18	3.6
Perkins	5	5	117	4	24	.167	0	1	.000	4	4	1.000	10	11	21	4	18	0	2	10	3	12	2.4
Liggins	2	0	13	0	1	.000	0	1	.000	0	0	---	0	2	2	0	2	0	0	0	0	0	0.0
Thabeet	3	0	21	0	1	.000	0	0	---	0	0	---	1	5	6	0	6	0	1	0	0	0	0.0
THUNDER	5	-	1225	160	402	.398	34	102	.333	94	114	.825	50	167	217	78	126	3	19	73	33	448	89.6
GRIZZLIES	5	-	1225	167	412	.405	24	79	.304	110	142	.775	50	165	215	87	104	0	39	52	21	468	93.6

PLAYER	SINGLE-GAME HIGHS							AVERAGE PER GAME							- CAREER HIGHS (C=SET, T=TIED THIS SERIES) -						
	MIN	REB	AST	ST	TO	BL	PTS	MIN	REB	AST	STL	TO	BLK	PTS	FG	FGA	FT	FTA	REB	AST	PTS
Durant	48	15	9	3	7	2	36	45.7	10.4	6.6	1.20	4.4	1.20	28.8	14	30	18	19	19	9T	41
Martin	33	7	1	1	1	1	25	30.0	3.6	0.8	0.20	0.8	0.40	14.4	8C	17C	10	10	8	3	26
Jackson	48	10	8	2	4	1	16	37.6	6.2	3.8	0.40	1.8	0.40	13.8	7T	18	6	6	10C	8T	20
Ibaka	38	14	1	0	1	4	17	35.6	8.4	0.4	0.00	0.8	3.20	12.6	11	17C	10	10	16	2	26
Fisher	31	5	3	1	2	0	19	28.8	1.6	0.8	0.60	1.0	0.00	9.4	11	14	9	11	8	10	28
Serfatosh	29	5	3	1	2	0	7	21.6	3.4	1.4	0.60	0.8	0.00	4.6	7	16	5	8	9	6	19
Collison	22	8	2	1	4	3	10	17.7	4.0	1.0	0.40	2.0	0.80	3.6	6	9	4C	7	12	4	15
Perkins	34	7	3	1	3	2	4	23.3	4.2	0.8	0.40	2.0	0.60	2.4	8	13	6	9	19	4	18
Liggins	8	2	0	0	0	0	6.3	1.0	0.0	0.00	0.0	0.00	0.0	0.0	1	4	1	4	5	1	3
Thabeet	13	3	0	0	1	0	0	7.0	2.0	0.0	0.00	0.3	0.00	0.0	1	1T	0T	0T	3C	0T	2
THUNDER	265	51	19	7	21	10	97	245.0	43.4	15.6	3.80	14.6	6.60	89.6	52	107	47	62	71	38	133
OPPONENTS	265	46	22	13	12	7	103	245.0	43.0	17.4	7.80	10.4	4.20	93.6	59	114	57	64	69	36	151



MEMPHIS GRIZZLIES 2013 WESTERN CONFERENCE FINALS VS. SAN ANTONIO SPURS

PLAYER	G	GS	MIN	- FIELD GOALS -			- 3-POINT FG -			- FREE THROWS -			- REBOUNDS -			AST	PF	DQ	STL	TO	BLK	PTS	AVG
				FG	FGA	PCT	FG	FGA	PCT	FT	FTA	PCT	OFF	DEF	TOT								
Conley	4	4	151	23	60	.383	4	15	.267	11	17	.647	3	14	17	23	7	0	8	13	1	61	15.3
Pondexter	4	0	129	22	41	.537	12	25	.480	5	8	.625	2	11	13	4	11	1	4	3	0	61	15.3
Gasol	4	4	166	23	58	.397	0	0	---	11	13	.846	9	31	40	16	17	0	4	7	8	57	14.3
Randolph	4	4	155	16	53	.302	0	0	---	12	24	.500	23	25	48	3	11	0	2	8	4	44	11.0
Bayless	4	0	109	16	46	.348	4	16	.250	5	6	.833	0	9	9	14	10	0	4	3	4	41	10.3
Allen	4	4	105	12	32	.375	0	1	.000	8	10	.800	12	15	27	9	12	0	5	5	1	32	8.0
Prince	4	4	84	9	25	.360	1	3	.333	4	6	.667	4	4	8	3	3	0	1	2	1	23	5.8
Arthur	4	0	45	8	18	.444	0	0	---	0	0	---	6	6	12	4	10	0	1	3	2	16	4.0
Daye	1	0	9	2	5	.400	0	1	.000	0	0	---	0	1	1	0	0	0	0	1	0	4	4.0
Davis	2	0	16	1	4	.250	0	0	---	3	4	.750	2	1	3	0	3	0	0	0	1	5	2.5
Dooling	4	0	28	2	5	.400	1	1	1.000	0	0	---	0	2	2	0	1	0	1	0	0	5	1.3
Leuer	3	0	9	1	2	.500	0	0	---	0	0	---	2	1	3	0	0	0	1	0	1	2	0.7
Wroten	2	0	5	0	5	.000	0	1	.000	0	0	---	1	0	1	0	0	0	0	0	0	0	0.0
GRIZZLIES	4	-	1010	135	354	.381	22	63	.349	59	88	.670	64	120	184	76	85	1	31	47	23	351	87.8
SPURS	4	-	1010	156	317	.492	32	85	.376	51	66	.773	28	135	163	100	87	0	26	57	31	395	98.8

PLAYER	- SINGLE-GAME HIGHS -							- AVERAGE PER GAME -							- CAREER HIGHS (C=SET, T=TIED THIS SERIES) -						
	MIN	REB	AST	ST	TO	BL	PTS	MIN	REB	AST	STL	TO	BLK	PTS	FG	FGA	FT	FPA	REB	AST	PTS
Conley	47	6	8	5	5	1	20	37.9	4.3	5.8	2.00	3.3	0.25	15.3	11	22	12	17	10	13	28
Pondexter	37	9	2	2	2	0	22	32.1	3.3	1.0	1.00	0.8	0.00	15.3	7C	13C	5C	7C	9C	3	22C
Gasol	48	14	5	2	4	3	16	41.4	10.0	4.0	1.00	1.8	2.00	14.3	11	20	9	12	21	7	26
Randolph	45	18	3	1	4	2	15	38.6	12.0	0.8	0.50	2.0	1.00	11.0	12	25	16	17	21	6	34
Bayless	34	4	5	2	1	2	18	27.3	2.3	3.5	1.00	0.8	1.00	10.3	7C	18C	6	9	47	7	19
Allen	27	8	3	2	2	1	12	26.2	6.8	2.3	1.25	1.3	0.25	8.0	7	13	9	11	10	6	19
Prince	29	4	2	1	1	1	8	20.9	2.0	0.8	0.25	0.5	0.25	5.8	11	20	7	8	12	9	29
Arthur	18	6	2	1	2	1	8	11.3	3.0	1.0	0.25	0.8	0.50	4.0	7	10	3	4	6C	2T	14
Daye	9	1	0	0	1	0	4	8.8	1.0	0.0	0.00	1.0	0.00	4.0	2C	5C	1	1	1C	0T	4C
Davis	11	2	0	0	0	1	5	8.0	1.5	0.0	0.00	0.0	0.50	2.5	3	4	3C	4C	6	0T	6
Dooling	13	1	0	1	0	0	5	7.1	0.5	0.0	0.25	0.0	0.00	1.3	6	10	5	6	4	4	15
Leuer	5	2	0	1	0	1	2	2.9	1.0	0.0	0.33	0.0	0.33	0.7	1C	1C	0T	0T	2C	0T	2C
Wroten	3	1	0	0	0	0	0	2.5	0.5	0.0	0.00	0.0	0.00	0.0	1	4C	2	2	2	1	4
GRIZZLIES	265	60	20	10	13	6	93	252.5	46.0	19.0	7.75	11.8	5.75	87.8	45	111	38	47	60C	27	123
OPPONENTS	265	50	29	10	17	12	105	252.5	40.8	25.0	6.50	14.3	7.75	98.8	43	95	42	50	54	29C	133

SAN ANTONIO SPURS 2013 WESTERN CONFERENCE FINALS VS. MEMPHIS GRIZZLIES

PLAYER	G	GS	MIN	- FIELD GOALS -			- 3-POINT FG -			- FREE THROWS -			- REBOUNDS -			AST	PF	DQ	STL	TO	BLK	PTS	AVG
				FG	FGA	PCT	FG	FGA	PCT	FT	FTA	PCT	OFF	DEF	TOT								
Parker	4	4	158	41	77	.532	3	8	.375	13	15	.867	1	13	14	38	6	0	8	16	0	98	24.5
Duncan	4	4	137	27	57	.474	0	0	---	8	13	.615	8	29	37	13	13	0	3	9	12	62	15.5
Leonard	4	4	143	19	32	.594	7	13	.538	0	1	.000	3	25	28	2	4	0	8	5	3	45	11.3
Ginobili	4	0	105	11	27	.407	4	14	.286	14	18	.778	4	17	21	18	12	0	2	10	2	40	10.0
Green	4	4	114	13	28	.464	8	17	.471	1	1	1.000	3	14	17	9	8	0	3	4	4	35	8.8
Splitter	4	4	105	15	22	.682	0	0	---	5	7	.714	3	9	12	8	15	0	1	4	7	35	8.8
Bonner	4	0	71	9	20	.450	6	14	.429	3	3	1.000	2	8	10	2	14	0	0	2	2	27	6.8
Blair	1	0	5	2	2	1.000	0	0	---	2	2	1.000	1	1	2	1	2	0	0	0	0	6	6.0
Neal	4	0	51	7	17	.412	2	8	.250	2	2	1.000	0	4	4	2	2	0	0	1	0	18	4.5
Diaw	4	0	72	7	19	.368	1	5	.200	2	2	1.000	1	6	7	6	9	0	0	1	1	17	4.3
Mills	1	0	5	1	1	1.000	1	1	1.000	0	0	---	0	0	0	1	1	0	0	0	0	3	3.0
Joseph	4	0	37	4	13	.308	0	3	.000	1	2	.500	2	7	9	0	1	0	1	2	0	9	2.3
McGrady	1	0	7	0	2	.000	0	2	.000	0	0	---	0	2	2	0	0	0	0	1	0	0	0.0
SPURS	4	-	1010	156	317	.492	32	85	.376	51	66	.773	28	135	163	100	87	0	26	57	31	395	98.8
GRIZZLIES	4	-	1010	135	354	.381	22	63	.349	59	88	.670	64	120	184	76	85	1	31	47	23	351	87.8

PLAYER	- SINGLE-GAME HIGHS -							- AVERAGE PER GAME -							- CAREER HIGHS (C=SET, T=TIED THIS SERIES) -						
	MIN	REB	AST	ST	TO	BL	PTS	MIN	REB	AST	STL	TO	BLK	PTS	FG	FGA	FT	FPA	REB	AST	PTS
Parker	44	5	18	3	7	0	37	39.5	3.5	9.5	2.00	4.0	0.00	24.5	18	29	13	16	10	18C	43
Duncan	44	10	5	2	3	4	24	34.4	9.3	3.3	0.75	2.3	3.00	15.5	16	30	19	23	25	11	41
Leonard	40	11	1	5	2	1	18	35.8	7.0	0.5	2.00	1.3	0.75	11.3	9	17	4	8	16	3	22
Ginobili	30	7	6	1	6	1	19	26.3	5.3	4.5	0.50	2.5	0.50	10.0	11	24	15	17	11	11	39
Green	33	6	3	2	1	3	16	28.4	4.3	2.3	0.75	1.0	1.00	8.8	9	15	3	4	7	4	27
Splitter	34	6	3	1	2	4	14	26.2	3.0	2.0	0.25	1.0	1.75	8.8	6T	9	6	12	9	4	14T
Bonner	27	3	1	0	2	1	12	17.8	2.5	0.5	0.00	0.5	0.50	6.8	5	9	6	6	7	2	14
Blair	5	2	1	0	0	0	6	5.3	2.0	1.0	0.00	0.0	0.00	6.0	6	9	4	5	8	3	13
Neal	19	3	1	0	1	0	11	12.7	1.0	0.5	0.00	0.3	0.00	4.5	9	17	4	4	5	5	24
Diaw	21	2	3	0	1	1	7	17.9	1.8	1.5	0.00	0.3	0.25	4.3	13	23	11	11	12	9	34
Mills	5	0	1	0	0	0	3	5.2	0.0	1.0	0.00	0.0	0.00	3.0	4	5	1	1	1	2	9
Joseph	12	5	0	1	2	0	4	9.3	2.3	0.0	0.25	0.5	0.00	2.3	4	8	2	3	5C	6	8
McGrady	7	2	0	0	1	0	0	6.8	2.0	0.0	0.00	1.0	0.00	0.0	16	34	14	18	13	16	46
SPURS	265	50	29	10	17	12	105	252.5	40.8	25.0	6.50	14.3	7.75	98.8	67	124	39	54	75	51	152
OPPONENTS	265	60	20	10	13	6	93	252.5	46.0	19.0	7.75	11.8	5.75	87.8	58	111	49	51	65	40	141



PLAYOFFS

MEMPHIS GRIZZLIES 2012 FIRST ROUND VS. LOS ANGELES CLIPPERS

PLAYER	G	GS	MIN	- FIELD GOALS -			- 3-POINT FG -			- FREE THROWS -			- REBOUNDS -			AST	PF	DQ	STL	TO	BLK	PTS	AVG
				FG	FGA	PCT	FG	FGA	PCT	FT	FTA	PCT	OFF	DEF	TOT								
Gay	7	7	279	48	114	.421	4	19	.211	33	40	.825	10	36	46	10	15	0	9	21	2	133	19.0
Gasol	7	7	261	36	69	.522	0	1	.000	34	43	.791	16	31	47	22	25	0	2	13	13	106	15.1
Conley	7	7	277	32	76	.421	11	22	.500	24	32	.750	4	19	23	50	19	0	6	16	0	99	14.1
Randolph	7	7	248	37	88	.420	0	4	.000	22	35	.629	27	42	69	6	25	0	7	11	4	96	13.7
Mayo	7	0	163	17	62	.274	7	24	.292	21	27	.778	2	23	25	15	18	1	9	18	1	62	8.9
Allen	7	7	170	18	45	.400	0	5	.000	12	17	.706	8	14	22	5	21	1	9	10	7	48	6.9
Speights	7	0	100	20	41	.488	0	0	---	6	10	.600	13	17	30	2	13	0	3	5	3	46	6.6
Pondexter	7	0	114	12	18	.667	2	4	.500	7	9	.778	3	13	16	2	13	0	4	5	0	33	4.7
Haddadi	4	0	21	2	2	1.000	0	0	---	1	2	.500	5	4	9	1	5	0	0	1	2	5	1.3
Cunningham	7	0	49	4	11	.364	0	0	---	0	0	---	6	5	11	0	3	0	1	1	2	8	1.1
Arenas	6	0	23	2	8	.250	0	4	.000	0	0	---	0	1	1	1	6	0	0	1	0	4	0.7
Selby	1	0	0	0	0	---	0	0	---	0	0	---	0	0	0	0	0	0	0	0	0	0	0.0
GRIZZLIES	7	-	1705	228	534	.427	24	83	.289	160	215	.744	94	205	299	114	163	2	50	108	34	640	91.4
CLIPPERS	7	-	1705	233	516	.452	43	123	.350	126	188	.670	65	194	259	114	179	2	65	106	43	635	90.7

PLAYER	----- SINGLE-GAME HIGHS -----							----- AVERAGE PER GAME -----							- CAREER HIGHS (C=SET, T=TIED THIS SERIES) -						
	MIN	REB	AST	ST	TO	BL	PTS	MIN	REB	AST	STL	TO	BLK	PTS	FG	FGA	FT	FTA	REB	AST	PTS
Gay	48	9	4	3	4	1	24	39.9	6.6	1.4	1.29	3.0	0.29	19.0	9C	25C	12C	15C	9C	4C	24C
Gasol	40	10	6	1	3	3	23	37.3	6.7	3.1	0.29	1.9	1.86	15.1	11	20	8	12	21	6C	26
Conley	46	7	9	3	4	0	25	39.6	3.3	7.1	0.86	2.3	0.00	14.1	10T	20	11T	12T	7T	12	25C
Randolph	39	16	2	2	3	3	19	35.4	9.9	0.9	1.00	1.6	0.57	13.7	12	25	16	17	21	6	34
Mayo	29	9	4	3	5	1	20	23.3	3.6	2.1	1.29	2.6	0.14	8.9	7	18	6C	6T	9C	5	20C
Allen	30	5	1	3	3	3	10	24.3	3.1	0.7	1.29	1.4	1.00	6.9	7	13	6C	10	5T	3	15
Speights	22	9	1	1	2	1	11	14.3	4.3	0.3	0.43	0.7	0.43	6.6	4C	10C	3C	4C	9C	1T	11C
Pondexter	25	7	1	2	2	0	11	16.3	2.3	0.3	0.57	0.7	0.00	4.7	4C	5C	2C	2C	7C	1T	11C
Haddadi	11	5	1	0	1	1	3	5.3	2.3	0.3	0.00	0.3	0.50	1.3	2	4	5	6	5C	1C	5
Cunningham	13	4	0	1	1	1	4	7.0	1.6	0.0	0.14	0.1	0.29	1.1	3	5T	5	6	5	0T	11
Arenas	10	1	1	0	1	0	4	3.8	0.2	0.2	0.00	0.2	0.00	0.7	14	27	14	19	8	14	44
Selby	0	0	0	0	0	0	0	0.0	0.0	0.0	0.00	0.0	0.00	0.0	0C	0C	0C	0C	0C	0C	0C
GRIZZLIES	265	48	20	13	22	9	105	243.6	42.7	16.3	7.14	15.4	4.86	91.4	45	111	37	44	55	26	123
OPPONENTS	265	47	21	13	21	8	101	243.6	37.0	16.3	9.29	15.1	6.14	90.7	43	95	42	50	54	28	133

LOS ANGELES CLIPPERS 2012 FIRST ROUND VS. MEMPHIS GRIZZLIES

PLAYER	G	GS	MIN	- FIELD GOALS -			- 3-POINT FG -			- FREE THROWS -			- REBOUNDS -			AST	PF	DQ	STL	TO	BLK	PTS	AVG
				FG	FGA	PCT	FG	FGA	PCT	FT	FTA	PCT	OFF	DEF	TOT								
Paul	7	7	272	49	107	.458	9	27	.333	36	42	.857	3	37	40	50	21	1	19	25	1	143	20.4
Griffin	7	7	248	48	91	.527	0	1	.000	30	51	.588	13	32	45	18	30	1	15	18	2	126	18.0
Williams	7	0	150	26	69	.377	9	27	.333	7	8	.875	1	5	6	10	10	0	5	9	2	68	9.7
Butler	6	6	162	21	60	.350	4	20	.200	10	14	.714	4	12	16	3	16	0	4	9	1	56	9.3
Simmons	1	1	22	4	5	.800	1	2	.500	0	0	---	0	1	1	0	4	0	0	0	0	9	9.0
Young	7	0	135	18	41	.439	10	19	.526	11	12	.917	1	6	7	2	16	0	3	6	3	57	8.1
Foye	7	7	185	19	51	.373	9	24	.375	7	7	1.000	4	12	16	13	13	0	3	11	1	54	7.7
Bledsoe	7	0	97	16	33	.485	1	3	.333	8	14	.571	5	9	14	14	8	0	4	5	1	41	5.9
Martin	7	0	129	16	27	.593	0	0	---	1	2	.500	10	14	24	0	26	0	2	4	13	33	4.7
Jordan	7	7	151	10	20	.500	0	0	---	5	14	.357	9	20	29	3	12	0	3	6	14	25	3.6
Evans	7	0	156	6	12	.500	0	0	---	11	24	.458	15	46	61	1	23	0	7	6	5	23	3.3
CLIPPERS	7	-	1705	233	516	.452	43	123	.350	126	188	.670	65	194	259	114	179	2	65	106	43	635	90.7
GRIZZLIES	7	-	1705	228	534	.427	24	83	.289	160	215	.744	94	205	299	114	163	2	50	108	34	640	91.4

PLAYER	----- SINGLE-GAME HIGHS -----							----- AVERAGE PER GAME -----							- CAREER HIGHS (C=SET, T=TIED THIS SERIES) -						
	MIN	REB	AST	ST	TO	BL	PTS	MIN	REB	AST	STL	TO	BLK	PTS	FG	FGA	FT	FTA	REB	AST	PTS
Paul	42	9	11	5	5	1	29	38.9	5.7	7.1	2.71	3.6	0.14	20.4	15	25	12	14	13	17	35
Griffin	43	11	7	3	5	2	30	35.4	6.4	2.6	2.14	2.6	0.29	18.0	13	24	10C	17C	16	7C	30C
Williams	33	3	4	2	3	2	20	21.4	0.9	1.4	0.71	1.3	0.29	9.7	9	21T	8	9	7	10	24
Butler	32	5	2	1	2	1	14	27.0	2.7	0.5	0.67	1.5	0.17	9.3	12	24	8	10	20	5	35
Simmons	22	1	0	0	0	0	9	22.0	1.0	0.0	0.00	0.0	0.00	9.0	5	11	0T	0T	6	3	10
Young	24	2	1	2	2	1	19	19.3	1.0	0.3	0.43	0.9	0.43	8.1	6C	10	5C	6C	2T	1T	19C
Foye	36	4	3	1	3	1	16	26.4	2.3	1.9	0.43	1.6	0.14	7.7	6C	13C	4	6	4C	3T	16C
Bledsoe	24	4	6	1	2	1	14	13.9	2.0	2.0	0.57	0.7	0.14	5.9	10	16	3C	5C	5	6C	23
Martin	25	10	0	1	2	3	11	18.4	3.4	0.0	0.29	0.6	1.86	4.7	15	28	10	14	16	6	36
Jordan	26	8	2	1	3	4	7	21.6	4.1	0.4	0.43	0.9	2.00	3.6	4	7	3C	6C	9	2C	10
Evans	28	13	1	2	3	3	7	22.3	8.7	0.1	1.00	0.9	0.71	3.3	4	7	7	10	15	3	13
CLIPPERS	265	47	21	13	21	8	101	243.6	37.0	16.3	9.29	15.1	6.14	90.7	50	111	36	48	62	30	124
OPPONENTS	265	48	20	13	22	9	105	243.6	42.7	16.3	7.14	15.4	4.86	91.4	49	107	35	46	59	35	130



MEMPHIS GRIZZLIES 2011 FIRST ROUND VS. SAN ANTONIO SPURS

PLAYER	G	GS	MIN	- FIELD GOALS -			- 3-POINT FG -			- FREE THROWS -			- REBOUNDS -			AST	PF	DQ	STL	TO	BLK	PTS	AVG
				FG	FGA	PCT	FG	FGA	PCT	FT	FTA	PCT	OFF	DEF	TOT								
Randolph	6	6	224	48	96	.500	1	5	.200	32	39	.821	11	44	55	20	21	0	8	12	3	129	21.5
Conley	6	6	230	32	81	.395	2	12	.167	20	26	.769	3	24	27	37	21	0	5	13	1	86	14.3
Gasol	6	6	242	32	60	.533	0	0	---	21	32	.656	20	54	74	13	23	0	3	13	9	85	14.2
Young	6	6	133	24	47	.511	3	8	.375	8	13	.615	2	14	16	1	10	0	3	5	2	59	9.8
Allen	6	6	160	21	47	.447	0	3	.000	12	17	.706	5	11	16	12	18	1	14	11	2	54	9.0
Mayo	6	0	134	18	49	.367	8	16	.500	10	14	.714	1	11	12	10	20	1	3	8	0	54	9.0
Arthur	6	0	99	22	40	.550	0	0	---	4	5	.800	8	9	17	3	12	0	2	6	9	48	8.0
Battier	6	0	162	15	30	.500	6	17	.353	3	4	.750	5	20	25	8	13	0	4	3	2	39	6.5
Vasquez	6	0	61	10	16	.625	2	5	.400	3	6	.500	1	8	9	11	5	0	2	5	1	25	4.2
Smith	2	0	5	2	2	1.000	0	0	---	0	0	---	0	1	1	1	1	0	0	0	0	4	2.0
Powe	2	0	6	1	5	.200	0	0	---	0	0	---	1	0	1	0	0	0	0	0	0	2	1.0
Haddadi	4	0	10	0	1	.000	0	0	---	0	0	---	0	1	1	0	3	0	0	1	0	0	0.0
GRIZZLIES	6	-	1465	225	474	.475	22	66	.333	113	156	.724	57	197	254	116	147	2	44	82	29	585	97.5
SPURS	6	-	1465	202	463	.436	32	109	.294	130	171	.760	61	189	250	107	129	2	44	86	35	566	94.3

PLAYER	----- SINGLE-GAME HIGHS -----							----- AVERAGE PER GAME -----							- CAREER HIGHS (G=SET, T=TIED THIS SERIES) -						
	MIN	REB	AST	ST	TO	BL	PTS	MIN	REB	AST	STL	TO	BLK	PTS	FG	FGA	FT	FTA	REB	AST	PTS
Randolph	44	14	6	3	4	2	31	37.3	9.2	3.3	1.33	2.0	0.50	21.5	12C	22C	9	10T	15	6C	31C
Conley	44	7	10	3	5	1	20	38.3	4.5	6.2	0.83	2.2	0.17	14.3	9C	20C	6C	8C	7C	10C	20C
Gasol	44	17	3	2	4	2	24	40.3	12.3	2.2	0.50	2.2	1.50	14.2	9C	14C	8C	11C	17C	3C	24C
Young	32	6	1	2	2	1	18	22.2	2.7	0.2	0.50	0.8	0.33	9.8	7C	13C	3C	4C	6C	1C	18C
Allen	33	4	3	4	4	1	15	26.7	2.7	2.0	2.33	1.8	0.33	9.0	7T	13C	4	6T	5	3T	15T
Mayo	30	3	4	2	3	0	13	22.3	2.0	1.7	0.50	1.3	0.00	9.0	5C	13C	4C	6C	3C	4C	13C
Arthur	21	6	1	1	3	3	14	16.5	2.8	0.5	0.33	1.0	1.50	8.0	7C	10C	2C	2C	6C	1C	14C
Battier	34	7	2	2	1	1	10	27.0	4.2	1.3	0.67	0.5	0.33	6.5	7	12C	6	6	9	7	23
Vasquez	23	3	3	1	2	1	11	10.2	1.5	1.8	0.33	0.8	0.17	4.2	4C	8C	3C	4C	3C	3C	11C
Smith	3	1	1	0	0	0	4	2.5	0.5	0.5	0.00	0.0	0.00	2.0	2C	2C	0C	0C	1C	1C	4C
Powe	3	1	0	0	0	0	2	3.0	0.5	0.0	0.00	0.0	0.00	1.0	6	8	9	13	8	1	21
Haddadi	9	1	0	0	1	0	0	2.5	0.3	0.0	0.00	0.3	0.00	0.0	0C	1C	0C	0C	1C	0C	0C
GRIZZLIES	265	50	24	12	17	7	104	244.2	42.3	19.3	7.33	13.7	4.83	97.5	45	94	24	33C	50C	26	115
OPPONENTS	265	48	23	9	19	10	110	244.2	41.7	17.8	7.33	14.3	5.83	94.3	43	93	36T	49	53	28	123

SAN ANTONIO SPURS 2011 FIRST ROUND VS. MEMPHIS GRIZZLIES

PLAYER	G	GS	MIN	- FIELD GOALS -			- 3-POINT FG -			- FREE THROWS -			- REBOUNDS -			AST	PF	DQ	STL	TO	BLK	PTS	AVG
				FG	FGA	PCT	FG	FGA	PCT	FT	FTA	PCT	OFF	DEF	TOT								
Ginobili	5	5	174	31	70	.443	9	28	.321	32	41	.780	2	18	20	21	13	0	13	17	3	103	20.6
Parker	6	6	221	43	93	.462	1	8	.125	31	41	.756	1	15	16	31	10	0	8	20	2	118	19.7
Duncan	6	6	212	33	69	.478	0	0	---	10	16	.625	16	47	63	16	17	1	3	18	15	76	12.7
Hill	6	1	189	20	50	.400	4	15	.267	26	30	.867	5	25	30	14	15	1	9	8	2	70	11.7
Neal	6	0	111	17	46	.370	5	19	.263	7	7	1.000	2	16	18	5	11	0	1	2	1	46	7.7
Splitter	3	0	50	10	16	.625	0	0	---	0	3	.000	7	7	14	1	4	0	3	2	1	20	6.7
Jefferson	6	6	176	12	31	.387	6	17	.353	9	11	.818	2	23	25	5	13	0	3	6	3	39	6.5
Bonner	6	0	123	12	25	.480	6	18	.333	8	10	.800	7	12	19	2	18	0	1	1	1	38	6.3
McDyess	6	6	145	15	36	.417	0	0	---	4	7	.571	10	20	30	8	21	0	2	7	5	34	5.7
Blair	4	0	50	7	21	.333	0	0	---	3	5	.600	9	4	13	2	6	0	0	2	1	17	4.3
Green	4	0	7	2	6	.333	1	4	.250	0	0	---	0	1	1	2	1	0	1	1	1	5	1.3
Novak	1	0	6	0	0	---	0	0	---	0	0	---	0	1	1	0	0	0	0	0	0	0	0.0
SPURS	6	-	1465	202	463	.436	32	109	.294	130	171	.760	61	189	250	107	129	2	44	86	35	566	94.3
GRIZZLIES	6	-	1465	225	474	.475	22	66	.333	113	156	.724	57	197	254	116	147	2	44	82	29	585	97.5

PLAYER	----- SINGLE-GAME HIGHS -----							----- AVERAGE PER GAME -----							- CAREER HIGHS (G=SET, T=TIED THIS SERIES) -						
	MIN	REB	AST	ST	TO	BL	PTS	MIN	REB	AST	STL	TO	BLK	PTS	FG	FGA	FT	FTA	REB	AST	PTS
Ginobili	42	7	6	4	6	2	33	34.8	4.0	4.2	2.60	3.4	0.60	20.6	11	24	15	17	11	11	39
Parker	44	5	9	3	7	1	24	36.8	2.7	5.2	1.33	3.3	0.33	19.7	18	29	13	16T	10	14	43
Duncan	40	13	6	1	5	5	16	35.3	10.5	2.7	0.50	3.0	2.50	12.7	16	30	19	23	25	11	41
Hill	41	7	4	4	2	1	16	31.5	5.0	2.3	1.50	1.3	0.33	11.7	11	16	11C	13C	7C	4C	29
Neal	25	5	2	1	1	1	11	18.5	3.0	0.8	0.17	0.3	0.17	7.7	4C	12C	4C	4C	5C	2C	11C
Splitter	22	9	1	2	1	1	10	16.7	4.7	0.3	1.00	0.7	0.33	6.7	5C	9C	0C	2C	9C	1C	10C
Jefferson	37	6	2	1	2	1	16	29.3	4.2	0.8	0.50	1.0	0.50	6.5	13	22	13	18	16	10	33
Bonner	24	5	1	1	1	1	12	20.5	3.2	0.3	0.17	0.2	0.17	6.3	5	9	6C	6C	7	1T	14
McDyess	32	10	2	1	2	3	10	24.2	5.0	1.3	0.33	1.2	0.83	5.7	11	23	6	7	19	3	26
Blair	22	6	2	0	1	1	9	12.5	3.3	0.5	0.00	0.5	0.25	4.3	3T	9C	4	5	8	2C	9C
Green	6	1	2	1	1	1	3	1.8	0.3	0.5	0.25	0.3	0.25	1.3	1C	4C	0C	0C	1C	2C	3C
Novak	6	1	0	0	0	0	0	6.0	1.0	0.0	0.00	0.0	0.00	0.0	3	3	0T	0T	2	0T	8
SPURS	265	48	23	9	19	10	110	244.2	41.7	17.8	7.33	14.3	5.83	94.3	67	124	39	54	75	51	152
OPPONENTS	265	50	24	12	17	7	104	244.2	42.3	19.3	7.33	13.7	4.83	97.5	58	111	49	51	63	40	141

INTRO

PLAYERS

EXECUTIVE

BASKETBALL OPS

BUSINESS OPS

MEDIA

COMMUNITY

HISTORY

PLAYOFFS

REVIEW

OPPONENTS

NBA

FEDERATION

AT A GLANCE



PLAYOFFS

MEMPHIS GRIZZLIES 2011 WESTERN CONFERENCE SEMIFINALS VS. OKLAHOMA CITY THUNDER

PLAYER	G	GS	MIN	- FIELD GOALS -			- 3-POINT FG -			- FREE THROWS -			- REBOUNDS -			AST	PF	DQ	STL	TO	BLK	PTS	AVG
				FG	FGA	CTC	FG	FGA	PCT	FT	FTA	PCT	OFF	DEF	TOT								
Randolph	7	7	292	52	128	.406	1	3	.333	55	67	.821	32	54	86	11	24	0	6	15	7	160	22.9
Conley	7	7	277	39	102	.382	9	25	.360	24	27	.889	4	19	23	46	18	1	9	17	2	111	15.9
Gasol	7	7	276	40	81	.494	0	2	.000	30	41	.732	21	51	72	16	21	0	11	13	19	110	15.7
Mayo	7	2	229	34	85	.400	12	33	.364	13	15	.867	9	20	29	21	22	1	8	9	4	93	13.3
Allen	7	7	190	22	54	.407	1	4	.250	15	24	.625	10	12	22	8	25	0	11	13	3	60	8.6
Arthur	7	0	102	17	45	.378	1	1	1.000	9	12	.750	6	6	12	4	18	0	5	6	3	44	6.3
Young	7	5	123	19	49	.388	0	4	.000	1	2	.500	5	9	14	1	8	0	3	3	1	39	5.6
Battier	7	0	177	14	36	.389	2	12	.167	3	5	.600	12	15	27	7	14	0	3	3	4	43	4.7
Vasquez	7	0	80	11	25	.440	2	6	.333	7	7	1.000	2	8	10	14	6	0	3	4	1	31	4.4
Powe	2	0	8	1	3	.333	0	0	---	3	4	.750	1	2	3	0	0	0	0	0	0	5	2.5
Haddadi	5	0	21	3	9	.333	0	1	.000	5	6	.833	3	4	7	0	4	0	0	1	5	11	2.2
Smith	3	0	5	0	1	.000	0	0	---	0	0	---	0	1	1	1	0	0	1	1	0	0	0.0
GRIZZLIES	7	-	1780	252	618	.408	28	91	.308	165	210	.786	105	201	306	129	160	2	60	88	49	697	99.6
THUNDER	7	-	1780	255	567	.450	47	146	.322	168	206	.816	92	226	318	130	179	3	50	113	53	725	103.6

PLAYER	----- SINGLE-GAME HIGHS -----							----- AVERAGE PER GAME -----							----- CAREER HIGHS (G=SET, T=TIED THIS SERIES) -----						
	MIN	REB	AST	ST	TO	BL	PTS	MIN	REB	AST	STL	TO	BLK	PTS	FG	FGA	FT	FTA	REB	AST	PTS
Randolph	56	21	3	3	5	2	34	41.7	12.3	1.6	0.86	2.1	1.00	22.9	12T	25C	16C	17C	21C	6	34C
Conley	47	5	12	2	4	1	24	39.6	3.3	6.6	1.29	2.4	0.29	15.9	10C	20	11C	12C	7	12C	24C
Gasol	57	21	4	3	6	5	26	39.4	10.3	2.3	1.57	1.9	2.71	15.7	11C	20C	8T	12C	21C	4C	26C
Mayo	42	6	5	4	3	2	18	32.7	4.1	3.0	1.14	1.3	0.57	13.3	7C	18C	4T	6	6C	5C	18C
Allen	33	5	2	4	4	1	10	27.1	3.1	1.1	1.57	1.9	0.43	8.6	7	13T	6C	10C	5T	3	15
Arthur	20	4	2	2	3	1	9	14.6	1.7	0.6	0.71	0.9	0.43	6.3	7	10	3C	4C	6	2C	14
Young	26	4	1	1	2	1	12	17.6	2.0	0.1	0.43	0.4	0.14	5.6	7	13	3	4	6	1T	18
Battier	39	5	3	2	1	2	11	25.3	3.9	1.0	0.43	0.4	0.57	4.7	7	12	6	6	9	7	23
Vasquez	27	4	3	2	2	1	14	11.4	1.4	2.0	0.43	0.6	0.14	4.4	4T	12C	5C	5C	4C	3T	14C
Powe	6	2	0	0	0	0	3	4.0	1.5	0.0	0.00	0.0	0.00	2.5	6	8	9	13	8	1	21
Haddadi	7	2	0	0	1	2	5	4.2	1.4	0.0	0.00	0.2	1.00	2.2	2C	4C	5C	6C	2C	0T	5C
Smith	4	1	1	1	1	0	0	1.7	0.3	0.3	0.33	0.3	0.00	0.0	2	2	0T	0T	1T	1T	4
GRIZZLIES	315	55	24	11	19	9	123	254.3	43.7	18.4	8.57	12.6	7.00	99.6	45	111C	37C	44C	55C	26	123C
OPPONENTS	315	54	25	11	18	11	133	254.3	45.4	18.6	7.14	16.1	7.57	103.6	43T	95C	42C	50C	54C	28	133C

OKLAHOMA CITY THUNDER 2011 WESTERN CONFERENCE SEMIFINALS VS. MEMPHIS GRIZZLIES

PLAYER	G	GS	MIN	- FIELD GOALS -			- 3-POINT FG -			- FREE THROWS -			- REBOUNDS -			AST	PF	DQ	STL	TO	BLK	PTS	AVG
				FG	FGA	CTC	FG	FGA	PCT	FT	FTA	PCT	OFF	DEF	TOT								
Durant	7	7	290	61	136	.449	14	42	.333	49	61	.803	7	57	64	10	19	0	5	16	7	185	26.4
Westbrook	7	7	262	59	142	.415	5	15	.333	45	50	.900	13	24	37	53	24	1	12	34	3	168	24.0
Harden	7	0	226	30	62	.484	10	34	.294	27	31	.871	5	28	33	29	17	0	9	13	7	97	13.9
Ibaka	7	7	186	28	56	.500	0	0	---	8	11	.727	17	20	37	1	30	0	1	6	19	64	9.1
Collison	7	0	177	18	32	.563	0	0	---	9	11	.818	16	27	43	4	26	0	8	4	6	45	6.4
Cook	7	0	96	12	32	.375	8	26	.308	4	4	1.000	1	12	13	1	7	0	1	4	0	36	5.1
Maynor	7	0	94	10	30	.333	5	11	.455	8	10	.800	4	6	10	20	7	0	6	8	0	33	4.7
Perkins	7	7	214	11	25	.440	0	0	---	7	13	.538	19	26	45	5	27	2	2	12	5	29	4.1
Robinson	2	0	6	2	4	.500	2	4	.500	2	2	1.000	0	0	0	1	1	0	0	0	0	8	4.0
Sefolosha	7	7	136	11	25	.440	1	12	.083	5	5	1.000	4	12	16	5	7	0	3	10	2	28	4.0
Mohammed	7	0	86	11	21	.524	0	0	---	4	8	.500	6	13	19	0	14	0	3	3	4	26	3.7
Ivey	2	0	6	2	2	1.000	2	2	1.000	0	0	---	0	1	1	1	0	0	0	0	0	6	3.0
THUNDER	7	-	1780	255	567	.450	47	146	.322	168	206	.816	92	226	318	130	179	3	50	113	53	725	103.6
GRIZZLIES	7	-	1780	252	618	.408	28	91	.308	165	210	.786	105	201	306	129	160	2	60	88	49	697	99.6

PLAYER	- SINGLE-GAME HIGHS -							- AVERAGE PER GAME -							- CAREER HIGHS (G=SET, T=TIED THIS SERIES) -						
	MIN	REB	AST	ST	TO	BL	PTS	MIN	REB	AST	STL	TO	BLK	PTS	FG	FGA	FT	FTA	REB	AST	PTS
Durant	57	13	3	4	5	3	39	41.4	9.1	1.4	0.71	2.3	1.00	26.4	14	27	18	19	19	6	41
Westbrook	51	10	14	3	7	2	40	37.4	5.3	7.6	1.71	4.9	0.43	24.0	15C	33C	14	18	10C	14C	40C
Harden	49	7	7	4	3	3	21	32.3	4.7	4.1	1.29	1.9	1.00	13.9	7	11T	11C	11C	9	7C	23
Ibaka	43	11	1	1	3	6	16	26.6	5.3	0.1	0.14	0.9	2.71	9.1	8	15	10	10	16	2	22
Collison	35	12	1	2	2	3	9	25.3	6.1	0.6	1.14	0.6	0.86	6.4	6	9	3T	7	12T	3	15
Cook	24	5	1	1	2	0	18	13.7	1.9	0.1	0.14	0.6	0.00	5.1	7	12	2T	2T	5T	2	20
Maynor	23	2	9	3	2	0	15	13.4	1.4	2.9	0.86	1.1	0.00	4.7	6C	9	6	7	3	9C	15C
Perkins	35	13	2	1	3	2	6	30.6	6.4	0.7	0.29	1.7	0.71	4.1	8	13	6	9	19	4	18
Robinson	4	0	1	0	0	0	5	3.0	0.0	0.5	0.00	0.00	0.00	4.0	4	10	3	4	4	4	13
Sefolosha	28	6	2	2	3	1	6	19.4	2.3	0.7	0.43	1.4	0.29	4.0	6	10	5	8	8	3	12
Mohammed	22	6	0	2	1	2	10	12.3	2.7	0.0	0.43	0.4	0.57	3.7	8	11	8	10	15	1	19
Ivey	4	1	1	0	0	0	3	3.0	0.5	0.5	0.00	0.00	0.00	3.0	2	3	2	2	2	1T	5
THUNDER	315	54	25	11	18	11	133	254.3	45.4	18.6	7.14	16.1	7.57	103.6	52	107	47	62	71	38	133C
OPPONENTS	315	55	24	11	19	9	123	254.3	43.7	18.4	8.57	12.6	7.00	99.6	59	114	57	64	69	36	151



MEMPHIS GRIZZLIES 2006 FIRST ROUND VS. DALLAS MAVERICKS

PLAYER	G	GS	MIN	- FIELD GOALS -			- 3-POINT FG -			- FREE THROWS -			- REBOUNDS -			AST	PF	DQ	STL	TO	BLK	PTS	AVG
				FG	FGA	PCT	FG	FGA	PCT	FT	FTA	PCT	OFF	DEF	TOT								
Gasol	4	4	158	29	67	.433	0	1	.000	23	30	.767	4	23	27	12	11	0	2	11	5	81	20.3
E. Jones	4	3	119	14	29	.483	3	7	.429	10	15	.667	3	8	11	10	10	0	3	1	1	41	10.3
Atkins	4	4	103	15	37	.405	4	11	.364	5	8	.625	0	3	3	12	15	1	2	4	0	39	9.8
Miller	4	1	107	12	30	.400	1	8	.125	9	9	1.000	1	14	15	7	11	0	2	8	2	34	8.5
Jackson	4	0	100	12	29	.414	4	11	.364	5	7	.714	0	8	8	5	7	0	1	14	0	33	8.3
Wright	4	0	86	11	18	.611	0	0	---	7	10	.700	11	9	20	3	9	0	0	5	4	29	7.3
Warrick	3	1	43	4	16	.250	0	1	.000	12	14	.857	1	6	7	0	7	0	1	4	0	20	6.7
Battier	4	4	129	10	20	.500	2	7	.286	2	6	.333	7	16	23	2	16	0	4	8	2	24	6.0
D. Jones	4	0	46	5	7	.714	0	0	---	7	10	.700	1	6	7	0	7	0	1	2	0	17	4.3
Tsakalidis	4	3	59	6	10	.600	0	0	---	1	2	.500	4	7	11	2	13	0	1	7	1	13	3.3
Burks	2	0	13	1	1	1.000	0	0	---	1	2	.500	0	1	1	2	2	0	1	0	0	3	1.5
Cardinal	3	0	22	1	2	.500	1	2	.500	0	0	---	1	3	4	1	2	0	1	0	0	3	1.0
GRIZZLIES	4	-	985	120	266	.451	15	48	.313	82	113	.726	33	104	137	56	110	1	19	64	15	337	84.3
MAVERICKS	4	-	985	139	307	.453	21	59	.356	94	110	.855	55	117	172	73	112	0	27	51	18	393	98.3

PLAYER	----- SINGLE-GAME HIGHS -----							----- AVERAGE PER GAME -----							- CAREER HIGHS (C=SET, T=TIED THIS SERIES) -						
	MIN	REB	AST	ST	TO	BL	PTS	MIN	REB	AST	STL	TO	BLK	PTS	FG	FGA	FT	FTA	REB	AST	PTS
Gasol	41	7	5	1	4	2	25	39.5	6.8	3.0	0.50	2.8	1.25	20.3	13	26	81	11C	16	51	28
E. Jones	48	6	5	2	1	1	16	29.8	2.8	2.5	0.75	0.3	0.25	10.3	12	21	10	14	11	8	32
Atkins	36	2	4	1	2	0	20	25.8	0.8	3.0	0.50	1.0	0.00	9.8	81	17	9	9	7	8	23
Miller	38	5	2	1	3	2	10	26.8	3.8	1.8	0.50	2.0	0.50	8.5	9	18	5C	5C	6	5	22
Jackson	33	4	4	1	5	0	12	25.0	2.0	1.3	0.25	3.5	0.00	8.3	10	20	5	8	11	6	26
Wright	40	10	2	0	2	3	10	21.5	5.0	0.8	0.00	1.3	1.00	7.3	7	13	5	5	10C	3	17
Warrick	18	4	0	1	2	0	11	14.3	2.3	0.0	0.33	1.3	0.00	6.7	2C	7C	7C	8C	4C	0C	11C
Battier	43	7	1	3	4	2	10	32.3	5.8	0.5	1.00	2.0	0.50	6.0	41	9	2	4	9	3	10T
D. Jones	20	3	0	1	1	0	8	11.5	1.8	0.0	0.25	0.5	0.00	4.3	5	10	3C	6C	5	1	14
Tsakalidis	27	8	2	1	2	1	11	14.8	2.8	0.5	0.25	1.8	0.25	3.3	5C	8C	2	2T	12	2C	11C
Burks	8	1	1	1	0	0	3	6.5	0.5	1.0	0.50	0.0	0.00	1.5	1C	1C	1C	2C	1C	1T	3C
Cardinal	10	3	1	1	0	0	3	7.3	1.3	0.3	0.33	0.0	0.00	1.0	4	12	5	7	6	1T	13
GRIZZLIES	265	42	16	8	20	5	93	246.3	34.3	14.0	4.75	16.0	3.75	84.3	45	94	24	30C	46	26	115
OPPONENTS	265	50	21	12	14	6	103	246.3	43.0	18.3	6.75	12.8	4.50	98.3	43	93	36	49	53	28	123

DALLAS MAVERICKS 2006 FIRST ROUND VS. MEMPHIS GRIZZLIES

PLAYER	G	GS	MIN	- FIELD GOALS -			- 3-POINT FG -			- FREE THROWS -			- REBOUNDS -			AST	PF	DQ	STL	TO	BLK	PTS	AVG
				FG	FGA	PCT	FG	FGA	PCT	FT	FTA	PCT	OFF	DEF	TOT								
Nowitzki	4	4	165	42	83	.506	8	19	.421	33	38	.868	6	25	31	12	12	0	3	5	2	125	31.3
Terry	4	4	147	26	62	.419	4	17	.235	14	16	.875	3	12	15	22	12	0	3	7	0	70	17.5
Howard	4	4	126	23	47	.489	6	12	.500	13	15	.867	4	18	22	7	16	0	4	7	1	65	16.3
Stackhouse	4	0	118	15	42	.357	2	9	.222	15	17	.882	4	6	10	8	11	0	2	8	0	47	11.8
Dampier	4	0	111	8	23	.348	0	0	---	10	12	.833	19	16	35	2	14	0	3	2	9	26	6.5
Griffin	4	4	100	10	18	.556	0	0	---	1	1	1.000	11	9	20	10	9	0	6	3	0	21	5.3
Daniels	3	0	57	6	12	.500	1	1	1.000	0	0	---	1	7	8	7	7	0	2	3	0	13	4.3
Harris	4	0	52	7	13	.538	0	0	---	3	5	.600	1	3	4	5	8	0	2	5	0	17	4.3
Mbenga	2	0	11	1	2	.500	0	0	---	2	2	1.000	1	4	5	0	3	0	0	2	1	4	2.0
Armstrong	2	0	6	0	2	.000	0	1	.000	2	2	1.000	0	2	2	0	1	0	0	1	0	2	1.0
Diop	4	4	77	1	2	.500	0	0	---	1	2	.500	5	15	20	0	16	0	2	4	5	3	0.8
Powell	2	0	14	0	1	.000	0	0	---	0	0	---	0	0	0	0	3	0	0	1	0	0	0.0
MAVERICKS	4	-	985	139	307	.453	21	59	.356	94	110	.855	55	117	172	73	112	0	27	51	18	393	98.3
GRIZZLIES	4	-	985	120	266	.451	15	48	.313	82	113	.726	33	104	137	56	110	1	19	64	15	337	84.3

PLAYER	----- SINGLE-GAME HIGHS -----							----- AVERAGE PER GAME -----							- CAREER HIGHS (C=SET, T=TIED THIS SERIES) -						
	MIN	REB	AST	ST	TO	BL	PTS	MIN	REB	AST	STL	TO	BLK	PTS	FG	FGA	FT	FTA	REB	AST	PTS
Nowitzki	48	11	5	2	2	1	36	41.3	7.8	3.0	0.75	1.3	0.50	31.3	16	28	21	24	21	9	46
Terry	46	6	9	1	3	0	22	36.8	3.8	5.5	0.75	1.8	0.00	17.5	13	25	12	12	9	9C	36
Howard	38	9	2	3	3	1	24	31.5	5.5	1.8	1.00	1.8	0.25	16.3	13	21	11	11	14	4	29
Stackhouse	34	5	5	1	3	0	19	29.5	2.5	2.0	0.50	2.0	0.00	11.8	11	22	11	13	11	8	31
Dampier	33	12	1	2	1	3	12	27.8	8.8	0.5	0.75	0.5	2.25	6.5	7	8T	4C	6C	14	2	15
Griffin	31	9	4	4	1	0	6	25.0	5.0	2.5	1.50	0.8	0.00	5.3	7	12	2	2	9C	4C	15
Daniels	26	4	3	2	2	0	13	19.0	2.7	2.3	0.67	1.0	0.00	4.3	10	20	6	7	11	5	22
Harris	19	1	3	2	3	0	7	13.0	1.0	1.3	0.50	1.3	0.00	4.3	7	14	10	11	6	6	24
Mbenga	7	3	0	0	1	1	2	5.5	2.5	0.0	0.00	1.0	0.50	2.0	1C	1T	2C	2C	3C	0T	2C
Armstrong	5	2	0	0	1	0	2	3.0	1.0	0.0	0.00	0.5	0.00	1.0	6	14	9	10	10	8	21
Diop	24	8	0	2	2	2	3	19.3	5.0	0.0	0.50	1.0	1.25	0.8	3	3	2	2T	8C	0T	8
Powell	10	0	0	1	0	0	0	7.0	0.0	0.0	0.00	0.5	0.00	0.0	0T	1T	0T	0T	0T	0T	0T
MAVERICKS	265	50	21	12	14	6	103	246.3	43.0	18.3	6.75	12.8	4.50	98.3	59	112	49	55	58	36	151
OPPONENTS	265	42	16	8	20	5	93	246.3	34.3	14.0	4.75	16.0	3.75	84.3	57	108	40	48	68	38	137

INTRO

PLAYERS

EXECUTIVE

BASKETBALL OPS

BUSINESS OPS

MEDIA

COMMUNITY

HISTORY

PLAYOFFS

REVIEW

OPPONENTS

NBA

FEDERATION

AT A GLANCE



PLAYOFFS

MEMPHIS GRIZZLIES 2005 FIRST ROUND VS. PHOENIX SUNS

PLAYER	G	GS	MIN	- FIELD GOALS -			- 3-POINT FG -			- FREE THROWS -			- REBOUNDS -			AST	PF	DQ	STL	TO	BLK	PTS	AVG
				FG	FGA	PCT	FG	FGA	PCT	FT	FTA	PCT	OFF	DEF	TOT								
Gasol	4	4	133	39	80	.488	1	1	1.000	6	12	.500	15	15	30	10	12	0	2	7	7	85	21.3
Williams	4	4	114	28	53	.528	10	21	.476	2	2	1.000	1	8	9	21	7	0	6	8	0	68	17.0
Miller	4	4	110	18	37	.486	8	17	.471	4	4	1.000	0	10	10	11	7	0	0	5	3	48	12.0
Posey	4	0	100	11	25	.440	7	15	.467	10	13	.769	1	12	13	4	14	0	2	5	1	39	9.8
Swift	3	0	48	12	20	.600	0	0	---	4	7	.571	7	7	14	1	3	0	1	2	0	28	9.3
Wright	4	4	85	16	28	.571	0	0	---	1	2	.500	6	14	20	9	10	0	1	2	1	33	8.3
Jones	3	0	71	8	21	.381	3	5	.600	3	4	.750	2	7	9	1	8	0	1	2	0	22	7.3
Battier	4	4	119	13	31	.419	1	7	.143	2	5	.400	10	17	27	6	14	0	2	4	4	29	7.3
Wells	2	0	25	4	9	.444	0	0	---	6	6	1.000	0	4	4	3	1	0	2	1	1	14	7.0
Cardinal	4	0	78	9	23	.391	0	4	.000	8	11	.727	2	10	12	2	11	0	3	1	0	26	6.5
Watson	4	0	74	8	24	.333	1	9	.111	2	2	1.000	3	7	10	15	11	0	3	2	1	19	4.8
Burks	1	0	3	0	0	---	0	0	---	0	0	---	0	0	0	1	0	0	0	0	0	0	0.0
GRIZZLIES	4	-	960	166	351	.473	31	79	.392	48	68	.706	47	111	158	84	98	0	23	43	18	411	102.8
SUNS	4	-	960	159	316	.503	42	92	.457	95	128	.742	42	130	172	95	70	0	19	44	31	455	113.8

PLAYER	----- SINGLE-GAME HIGHS -----							----- AVERAGE PER GAME -----							- CAREER HIGHS (C=SET, T=TIED THIS SERIES) -						
	MIN	REB	AST	ST	TO	BL	PTS	MIN	REB	AST	STL	TO	BLK	PTS	FG	FGA	FT	FTA	REB	AST	PTS
Gasol	39	16	5	1	2	4	28	33.3	7.5	2.5	0.50	1.8	1.75	21.3	13C	26C	8	8	16C	5C	28C
Williams	31	4	8	2	3	0	21	28.5	2.3	5.3	1.50	2.0	0.00	17.0	9C	16	5	5	8	8	21C
Miller	33	3	5	0	2	2	19	27.5	2.5	2.8	0.00	1.3	0.75	12.0	9	18	4	4	6	5	22
Posey	28	5	2	2	3	1	12	25.0	3.3	1.0	0.50	1.3	0.25	9.8	6	13	8	8	11	2	20
Swift	22	8	1	1	1	0	13	16.0	4.7	0.3	0.33	0.7	0.00	9.3	6C	9T	4	4T	8C	1T	13C
Wright	30	8	3	1	1	1	14	21.3	5.0	2.3	0.25	0.5	0.25	8.3	7C	13	5	5	9	3C	17
Jones	34	5	1	1	2	0	14	23.7	3.0	0.3	0.33	0.7	0.00	7.3	5C	10C	2C	2C	5C	1C	14C
Battier	36	9	3	2	2	2	10	29.8	6.8	1.5	0.50	1.0	1.00	7.3	4C	9C	2T	4C	9C	3C	10C
Wells	16	2	3	2	1	1	8	12.5	2.0	1.5	1.00	0.5	0.50	7.0	16	24	9	12	10	7	45
Cardinal	33	6	1	3	1	0	13	19.5	3.0	0.5	0.75	0.3	0.00	6.5	4C	12C	5C	7C	6C	1C	13C
Watson	20	4	5	1	1	1	11	18.5	2.5	3.8	0.75	0.5	0.25	4.8	5	9	3	3	4T	5C	13
Burks	3	0	1	0	0	0	0	3.0	0.0	1.0	0.00	0.0	0.00	0.0	0C	0C	0C	0C	0C	1C	0C
GRIZZLIES	240	46	26	9	13	8	115	240.0	39.5	21.0	5.75	10.8	4.50	102.8	45C	94C	24	28	46C	26C	115C
OPPONENTS	240	49	28	6	20	10	123	240.0	43.0	23.8	4.75	11.0	7.75	113.8	43C	93C	36C	49C	53	28C	123C

PHOENIX SUNS 2005 FIRST ROUND VS. MEMPHIS GRIZZLIES

PLAYER	G	GS	MIN	- FIELD GOALS -			- 3-POINT FG -			- FREE THROWS -			- REBOUNDS -			AST	PF	DQ	STL	TO	BLK	PTS	AVG
				FG	FGA	PCT	FG	FGA	PCT	FT	FTA	PCT	OFF	DEF	TOT								
Stoudemire	4	4	148	27	54	.500	0	0	---	37	50	.740	7	29	36	7	17	0	4	9	10	91	22.8
Marion	4	4	164	36	65	.554	5	13	.385	8	13	.615	12	38	50	10	12	0	5	8	9	85	21.3
Johnson	4	4	171	29	54	.537	9	17	.529	14	19	.737	5	17	22	14	7	0	2	3	2	81	20.3
Nash	4	4	149	20	46	.435	6	14	.429	14	16	.875	2	12	14	45	7	0	2	16	0	60	15.0
Richardson	4	4	145	19	45	.422	10	24	.417	12	17	.706	6	13	19	7	10	0	6	3	2	60	15.0
Jackson	4	0	85	15	31	.484	10	20	.500	4	5	.800	3	8	11	7	7	0	0	1	1	44	11.0
Hunter	4	0	69	11	17	.647	0	0	---	6	8	.750	5	10	15	2	8	0	0	2	7	28	7.0
McCarty	1	0	3	1	1	1.000	1	1	1.000	0	0	---	0	0	0	0	0	0	0	0	0	3	3.0
Barbosa	4	0	26	1	3	.333	1	3	.333	0	0	---	2	3	5	3	1	0	0	1	0	3	0.8
SUNS	4	-	960	159	316	.503	42	92	.457	95	128	.742	42	130	172	95	70	0	19	44	31	455	113.8
OPPONENTS	4	-	960	166	351	.473	31	79	.392	48	68	.706	47	111	158	84	98	0	23	43	18	411	102.8

PLAYER	----- SINGLE-GAME HIGHS -----							----- AVERAGE PER GAME -----							- CAREER HIGHS (C=SET, T=TIED THIS SERIES) -						
	MIN	REB	AST	ST	TO	BL	PTS	MIN	REB	AST	STL	TO	BLK	PTS	FG	FGA	FT	FTA	REB	AST	PTS
Stoudemire	41	10	3	1	4	5	34	37.0	9.0	1.8	1.00	2.3	2.50	22.8	11.7	2.3	5.5	1.30	2.9	3.24	29.5
Marion	43	13	4	3	4	4	26	41.0	12.5	2.5	1.25	2.0	2.25	21.3	14.6	2.9	3.5	1.46	2.3	2.63	24.9
Johnson	45	8	6	1	3	1	25	42.8	5.5	3.5	0.50	0.8	0.50	20.3	6.2	3.9	2.0	0.56	0.8	0.56	22.7
Nash	41	5	15	1	7	0	24	37.3	3.5	11.3	0.50	4.0	0.00	15.0	4.5	14.5	2.3	0.64	5.2	0.00	19.3
Richardson	39	5	3	2	2	1	22	36.3	4.8	1.8	1.50	0.8	0.50	15.0	6.3	2.3	3.3	1.99	1.0	0.66	19.9
Jackson	27	4	3	0	1	1	19	21.3	2.8	1.8	0.00	0.3	0.25	11.0	6.2	4.0	4.0	0.00	0.6	0.56	24.8
Hunter	20	6	1	0	1	2	16	17.3	3.8	0.5	0.00	0.5	1.75	7.0	10.4	1.4	5.6	0.00	1.4	4.87	19.5
McCarty	3	0	0	0	0	0	3	3.0	0.0	0.0	0.00	0.0	0.00	3.0	0.0	0.0	16.0	0.00	0.0	0.00	48.0
Barbosa	12	2	1	0	1	0	3	6.5	1.3	0.8	0.00	0.3	0.00	0.8	9.2	5.5	1.8	0.00	1.8	0.00	5.5
SUNS	240	49	28	6	20	10	123	240.0	43.0	23.8	4.75	11.0	7.75	113.8	43.0	23.8	17.5	4.75	11.0	7.75	113.8
OPPONENTS	240	46	26	9	13	8	115	240.0	39.5	21.0	5.75	10.8	4.50	102.8	39.5	21.0	24.5	5.75	10.8	4.50	102.8



MEMPHIS GRIZZLIES 2004 FIRST ROUND VS. SAN ANTONIO SPURS

PLAYER	G	GS	MIN	-FIELD GOALS-			-3-POINT FG-			-FREE THROWS-			-REBOUNDS-			AST	PF	DQ	STL	TO	BLK	PTS	AVG
				FG	FGA	PCT	FG	FGA	PCT	FT	FTA	PCT	OFF	DEF	TOT								
Gasol	4	4	134	28	49	.571	0	0	---	18	20	.900	4	16	20	10	10	0	4	5	6	74	18.5
Posay	4	4	130	15	37	.405	1	6	.167	19	21	.905	8	14	22	4	13	0	9	6	2	50	12.5
Wells	4	0	94	19	37	.514	0	1	.000	9	14	.643	2	10	12	4	8	0	4	9	1	47	11.8
Williams	4	4	130	15	46	.326	6	21	.286	7	7	1.000	1	8	9	18	10	0	2	7	0	43	10.8
Miller	4	4	98	12	34	.353	5	13	.385	1	3	.333	0	12	12	3	4	0	5	5	0	30	7.5
Swift	4	0	74	9	26	.346	0	0	---	6	8	.750	6	13	19	3	6	0	3	3	6	24	6.0
Wright	4	4	100	10	23	.435	0	0	---	2	6	.333	5	12	17	2	15	0	4	5	2	22	5.5
Battier	4	0	69	6	15	.400	3	7	.429	4	6	.667	6	6	12	1	17	0	0	4	1	19	4.8
Watson	4	0	62	8	15	.533	0	3	.000	3	3	1.000	4	5	9	7	8	0	5	6	0	19	4.8
Tsakalidis	1	0	3	0	0	---	0	0	---	2	2	1.000	0	0	0	0	0	0	0	3	0	2	2.0
Humphrey	3	0	5	1	1	1.000	0	0	---	0	0	---	1	1	2	0	0	0	0	0	0	2	0.7
Outlaw	4	0	61	0	7	.000	0	0	---	2	4	.500	1	3	4	6	9	0	2	3	2	2	0.5
GRIZZLIES	4	960	123	290	.424	15	51	.294	73	94	.777	38	100	138	58	100	0	38	57	20	334	83.5	
SPURS	4	960	146	288	.507	31	65	.477	67	101	.663	46	122	168	87	81	0	30	65	25	390	97.5	

PLAYER	SINGLE-GAME HIGHS							AVERAGE PER GAME							CAREER HIGHS (G=SET, T=TIED THIS SERIES)						
	MIN	REB	AST	ST	TO	BL	PTS	MIN	REB	AST	STL	TO	BLK	PTS	FG	FGA	FT	FTA	REB	AST	PTS
Gasol	37	11	3	2	3	2	22	33.5	5.0	2.5	1.00	1.3	1.50	18.5	100	150	80	80	110	30	220
Posay	38	11	2	3	3	1	20	32.5	5.5	1.0	2.25	1.5	0.50	12.5	60	130	80	80	110	20	200
Wells	26	5	2	2	4	1	16	23.5	3.0	1.0	1.00	2.3	0.25	11.8	16	24	9	12	10	7	45
Williams	35	4	8	1	4	0	16	32.5	2.3	4.5	0.50	1.8	0.00	10.8	8	16	50	50	8	80	20
Miller	27	5	1	2	2	0	12	24.5	3.0	0.8	1.25	1.3	0.00	7.5	9	18	4	4	6	5	22
Swift	22	7	1	2	3	3	9	18.5	4.8	0.8	0.75	0.8	1.50	6.0	40	90	40	40	70	10	90
Wright	28	6	1	2	2	2	8	25.0	4.3	0.5	1.00	1.3	0.50	5.5	6	13	5	5	9	11	17
Battier	21	4	1	0	2	1	6	17.3	3.0	0.3	0.00	1.0	0.25	4.8	20	50	20	20	40	10	60
Watson	21	4	3	2	2	0	13	15.5	2.3	1.8	1.25	1.5	0.00	4.8	50	90	30	30	40	30	130
Tsakalidis	3	0	0	0	3	0	2	3.0	0.0	0.0	0.00	3.0	0.00	2.0	3	6	20	20	12	0	6
Humphrey	3	2	0	0	0	0	2	1.7	0.7	0.0	0.00	0.0	0.00	0.7	10	10	00	00	20	00	20
Outlaw	22	2	4	2	2	1	1	15.3	1.0	1.5	0.50	0.8	0.50	0.5	8	10	3	6	14	4	17
GRIZZLIES	240	38	19	12	20	8	97	240.0	34.5	14.5	9.50	14.3	5.00	83.5	380	780	240	280	380	190	970
OPPONENTS	240	53	26	9	18	8	110	240.0	42.0	21.8	7.50	16.3	6.25	97.5	410	770	250	340	530	260	1100

SAN ANTONIO SPURS 2004 FIRST ROUND VS. MEMPHIS GRIZZLIES

PLAYER	G	GS	MIN	FIELD GOALS			3-POINT FG			FREE THROWS			REBOUNDS			AST	PF	DQ	STL	TO	BLK	PTS	AVG
				FG	FGA	PCT	FG	FGA	PCT	FT	FTA	PCT	OFF	DEF	TOT								
Duncan	4	4	154	40	68	.588	0	0	---	17	30	.567	10	30	40	12	13	0	2	14	10	97	24.3
Parker	4	4	148	29	55	.527	11	16	.688	15	22	.682	0	8	8	34	4	0	3	13	0	84	21.0
Horry	4	0	100	16	26	.615	6	10	.600	6	6	1.000	14	19	33	5	14	0	3	4	2	44	11.0
Ginobili	4	0	107	11	30	.367	2	12	.167	18	21	.857	4	12	16	9	9	0	6	10	1	42	10.5
Turkoglu	4	4	133	13	31	.419	6	14	.429	8	12	.667	2	21	23	8	9	0	5	9	1	40	10.0
Bowen	4	4	129	13	28	.464	4	10	.400	2	8	.250	3	12	15	7	11	0	1	4	2	32	8.0
Nesterovic	4	4	93	11	21	.524	0	0	---	0	0	---	9	15	24	6	13	0	1	2	7	22	5.5
Hart	4	0	41	8	14	.571	0	0	---	0	0	---	0	2	2	1	4	0	4	1	0	16	4.0
Ward	3	0	7	2	2	1.000	2	2	1.000	0	0	---	0	0	0	1	0	0	1	1	0	6	2.0
Rose	4	0	31	2	7	.286	0	0	---	0	0	---	4	1	5	3	4	0	3	7	2	4	1.0
Willis	3	0	6	1	2	.500	0	0	---	0	0	---	0	1	1	0	0	0	1	0	0	2	0.7
Brown	3	0	11	0	4	.000	0	1	.000	1	2	.500	0	1	1	1	0	0	0	0	0	1	0.3
SPURS	4	-	960	146	288	.507	31	65	.477	67	101	.663	46	122	168	87	81	0	30	65	25	390	97.5
OPPONENTS	4	-	960	123	290	.424	15	51	.294	73	94	.777	38	100	138	58	100	0	38	57	20	334	83.5

PLAYER	SINGLE-GAME HIGHS							AVERAGE PER GAME							CAREER HIGHS (G=SET, T=TIED THIS SERIES)						
	MIN	REB	AST	ST	TO	BL	PTS	MIN	REB	AST	STL	TO	BLK	PTS	FG	FGA	FT	FTA	REB	AST	PTS
Duncan	41	13	3	1	6	5	26	38.5	10.0	3.0	0.50	3.5	2.50	24.3	12.5	3.7	4.1	0.62	4.4	3.12	30.2
Parker	40	3	13	2	4	0	29	37.0	2.0	8.5	0.75	3.3	0.00	21.0	2.6	11.0	1.3	0.97	4.2	0.00	27.2
Horry	29	12	2	3	2	1	14	25.0	8.3	1.3	0.75	1.0	0.50	11.0	15.8	2.4	6.7	1.44	1.9	0.96	21.1
Ginobili	29	7	4	2	3	1	15	26.8	4.0	2.3	1.50	2.5	0.25	10.5	7.2	4.0	4.0	2.69	4.5	0.45	18.8
Turkoglu	34	7	3	3	5	1	18	33.3	5.8	2.0	1.25	2.3	0.25	10.0	8.3	2.9	3.2	1.80	3.2	0.36	14.4
Bowen	34	5	3	1	3	1	10	32.3	3.8	1.8	0.25	1.0	0.50	8.0	5.6	2.6	4.1	0.37	1.5	0.74	11.9
Nesterovic	27	7	3	1	2	3	8	23.3	6.0	1.5	0.25	0.5	1.75	5.5	12.4	3.1	6.7	0.52	1.0	3.61	11.4
Hart	17	2	1	2	1	0	6	10.3	0.5	0.3	1.00	0.3	0.00	4.0	2.3	1.2	4.7	4.68	1.2	0.00	18.7
Ward	4	0	1	1	1	0	6	2.3	0.0	0.3	0.33	0.3	0.00	2.0	0.0	6.9	0.0	6.86	6.9	0.00	41.1
Rose	15	5	3	2	3	2	4	7.8	1.3	0.8	0.75	1.8	0.50	1.0	7.7	4.6	6.2	4.65	10.8	3.10	6.2
Willis	3	1	0	1	0	0	2	2.0	0.3	0.0	0.33	0.0	0.00	0.7	8.0	0.0	0.0	8.00	0.00	0.00	16.0
Brown	5	1	1	0	0	0	1	3.7	0.3	0.3	0.00	0.0	0.00	0.3	4.4	4.4	0.0	0.00	0.00	0.00	4.4
SPURS	240	53	26	9	18	8	110	240.0	42.0	21.8	7.50	16.3	6.25	97.5	42.0	21.8	20.3	7.50	16.3	6.25	97.5
OPPONENTS	240	38	19	12	20	8	97	240.0	34.5	14.5	9.50	14.3	5.00	83.5	34.5	14.5	25.0	9.50	14.3	5.00	83.5

INTRO

PLAYERS

EXECUTIVE

BASKETBALL OPS

BUSINESS OPS

MEDIA

COMMUNITY

HISTORY

PLAYOFFS

REVIEW

OPPONENTS

NBA

FEDERATION

AT A GLANCE







SEASON REVIEW

2022-23 MEMPHIS GRIZZLIES (51-31)



Back Row, standing (L-R): Sonia Raman, Darko Rajakovic, Blake Ahearn, Vitaly Potapenko, Vince Williams Jr., Kenneth Lofton Jr., Ziaire Williams, Steven Adams, Jaren Jackson Jr., Santi Aldama, Xavier Tillman Sr., Dillon Brooks, David McClure, Brad Jones, Scoonie Penn
Front Row, sitting (L-R): Brandon Clarke, John Konchar, Desmond Bane, Tyus Jones, Taylor Jenkins, Ja Morant, Kennedy Chandler, Luke Kennard, David Roddy; **Not Pictured:** Jacob Gilyard, Jake LaRavia

	--Field Goals--						--3-Point FG--			-Free Throws-			--Rebounds--										
Player	G	GS	Min	FG	FGA	Pct	FG	FGA	Pct	FT	FTA	Pct	Off	Def	Tot	Ast	PF	Dq	Stl	To	Blk	Pts	Avg
Morant	61	59	1948	566	1214	.466	92	300	.307	372	497	.748	61	296	357	493	100	0	66	206	16	1596	26.2
Bane	58	58	1842	450	939	.479	166	407	.408	181	205	.883	43	248	291	254	150	2	56	126	22	1247	21.5
Jackson	63	63	1787	416	822	.506	100	282	.355	241	306	.788	108	318	426	60	227	4	65	107	189	1173	18.6
Brooks	73	73	2214	392	991	.396	143	439	.326	120	154	.779	45	199	244	189	240	6	65	104	16	1047	14.3
Kennard	24	3	590	90	171	.526	74	137	.540	18	19	.947	9	66	75	54	35	0	13	16	1	272	11.3
Jones	80	22	1940	311	710	.438	121	326	.371	80	100	.800	28	172	200	417	32	0	83	74	6	823	10.3
Clarke	56	8	1090	229	349	.656	1	6	.167	99	137	.723	92	218	310	72	131	0	34	55	37	1585	10.0
Aldama	77	20	1682	247	525	.470	94	266	.353	108	144	.750	85	286	371	97	143	0	45	60	48	696	9.0
Adams	42	42	1133	157	263	.597	0	1	.000	47	129	.364	214	271	485	97	98	1	36	79	46	361	8.6
Tillman	61	29	1180	188	306	.614	4	15	.267	49	89	.551	121	186	307	96	97	0	58	44	29	429	7.0
Roddy	70	4	1258	180	420	.429	65	212	.307	41	65	.631	50	143	193	59	107	0	29	57	19	466	6.7
Z. Williams	37	4	561	84	196	.429	25	97	.258	17	22	.773	16	63	79	35	58	0	14	37	6	210	5.7
Konchar	72	23	1494	138	320	.431	60	177	.339	28	36	.778	64	246	310	100	112	0	77	37	25	364	5.1
Lofton	24	1	176	49	93	.527	6	17	.353	16	27	.593	19	32	51	20	28	0	5	12	2	120	5.0
Gilyard	1	0	41	1	3	.333	1	3	.333	0	0	---	0	4	4	7	3	0	3	2	0	3	3.0
Green	3	0	44	3	11	.273	3	8	.375	0	0	---	1	3	4	2	6	0	1	3	0	9	3.0
LaRavia	35	0	414	37	95	.389	24	71	.338	7	9	.778	19	44	63	21	49	0	12	18	4	105	3.0
Chandler	36	0	281	35	83	.422	2	15	.133	6	13	.462	9	29	38	58	15	0	12	18	5	78	2.2
V. Williams	15	1	105	12	40	.300	4	28	.143	2	2	1.000	4	11	15	4	12	0	6	5	2	30	2.0
GRIZZLIES	82	-	19780	3585	7551	.475	985	2807	.351	1432	1954	.733	988	2835	3823	2135	1643	13	680	1116	473	9587	116.9
OPPONENTS	82	-	19780	3340	7365	.453	1065	2998	.355	1519	1931	.787	902	2738	3640	2167	1644	14	559	1240	427	9261	113.0

QUICK FACTS

- The Grizzlies finished 51-31 (.622) to capture their second straight Southwest Division championship.
- Memphis placed second in the Western Conference and made their third consecutive trip to the NBA Playoffs.
- The Grizzlies set a franchise record for scoring average (116.9) for the fourth straight season.
- Jaren Jackson Jr. was named the 2022-23 NBA Defensive Player of the Year after leading the NBA and setting a franchise record for blocks per game. Jackson Jr. was also named to the NBA All-Defensive First Team.
- Ja Morant and Jaren Jackson Jr. both were selected to the 2023 NBA All-Star Game, marking the first time in franchise history two Grizzlies appeared in the same All-Star Game.

NBA STATISTICAL RANKINGS

Category	Memphis		Opponents		Category	Memphis		Opponents	
Points per game	116.9	9th	113.0	11th	Assists Per Game	26.0	9th	26.4	27th
Field Goal Pct.	.475	16th	.453	1st	Steals Per Game	8.3	3rd	6.8	7th
Free Throw Pct.	.733	30th	.787	22nd	Turnovers Per Game	13.6	12th	15.1	6th
3-Pt. Field Goal Pct.	.351	23rd	.355	9th	Blocks Per Game	5.8	3rd	5.2	24th
Offensive Rebounds Per Game	12.0	4th	11.0	24th	Personal Fouls Per Game	20.0	14th	20.0	16th
Defensive Rebounds Per Game	34.6	4th	33.4	19th	Disqualifications	13	T-26th	14	T-3rd
Rebounds Per Game	46.6	2nd	44.4	21st	Points Per Game Differential	+3.9	4th		

SEASON REVIEW



Date	Opponent	Mem	Opp	Hm	Rd	Tot	Atten	Grizzlies Top Scorer	Grizzlies Top Rebounder	Opponent Top Scorer	
Oct 19	NEW YORK	W (OT)	115	112	1-0	0-0	18,202	Morant	34 Adams	14 Randle	
Oct 21	@ Houston	W	129	122	1-0	1-0	18,055	Morant	49 Adams/Aldama	9 Green	
Oct 22	@ Dallas	L	96	137	1-0	1-1	20,377	Morant	20 Aldama	6 Donic	
Oct 24	BROOKLYN	W	134	124	2-0	1-1	17,392	Bane/Morant	38 Adams	13 Durant/Irving	
Oct 27	@ Sacramento	W	125	110	2-0	2-1	15,511	Bane	31 Adams	11 Fox	
Oct 29	@ Utah	L	123	124	2-0	2-2	18,206	Bane	32 Adams	10 Markkanen/Olynky	
Oct 31	@ Utah	L	105	121	2-0	2-3	18,206	Morant	37 Adams	9 Markkanen	
Nov 2	@ Portland	W	111	106	2-0	3-3	19,462	Bane	29 Adams	11 Simons	
Nov 4	CHARLOTTE	W	130	99	3-0	3-3	6-3	17,187	Brooks	23 Adams	19 Oubre Jr.
Nov 6	WASHINGTON	W	103	97	4-0	3-3	7-3	16,877	Bane	28 Adams/Aldama	10 Morris
Nov 7	BOSTON	L	106	109	4-1	3-3	7-4	17,371	Morant	30 Clarke/Morant	8 Tatum
Nov 9	@ San Antonio	W (OT)	124	122	4-1	4-3	8-4	13,507	Bane/Morant	32 Adams	19 Poeltl/Vassell
Nov 11	MINNESOTA	W	114	103	5-1	4-3	9-4	16,939	Morant	28 Morant	10 Edwards
Nov 13	@ Washington	L	92	102	5-1	4-4	9-5	17,667	Brooks	19 Adams	10 Porzingis
Nov 15	@ New Orleans	L	102	113	5-1	4-5	9-6	14,032	Morant	36 Clarke	13 McCollum
Nov 18	OKLAHOMA CITY	W	121	110	6-1	4-5	10-6	17,324	Jackson Jr.	25 Jackson Jr.	12 Giddey
Nov 20	@ Brooklyn	L	115	127	6-1	4-6	10-7	18,241	Brooks	31 Adams	10 Durant
Nov 22	SACRAMENTO	L	109	113	6-2	4-6	10-8	16,826	Morant	34 Adams	16 Fox
Nov 25	NEW ORLEANS	W	132	111	7-2	4-6	11-8	17,794	Brooks	25 Adams	11 Murphy III
Nov 27	@ New York	W	127	123	7-2	5-6	12-8	19,524	Morant	27 Adams/Morant	10 Brunson
Nov 30	@ Minnesota	L	101	109	7-2	5-7	12-9	15,980	Morant	24 Adams	12 Edwards
Dec 2	PHILADELPHIA	W	117	109	8-2	5-7	13-9	17,022	Morant	28 Adams	16 Embiid
Dec 4	@ Detroit	W	122	112	8-2	6-7	14-9	20,088	Morant	33 Clarke	14 Bey
Dec 5	MIAMI	W	101	93	9-2	6-7	15-9	16,122	Jones	28 Aldama	10 Herro
Dec 7	OKLAHOMA CITY	W	123	102	10-2	6-7	16-9	15,942	Morant	26 Morant	13 Gilgeous-Alexander
Dec 9	DETROIT	W	114	103	11-2	6-7	17-9	17,103	Jackson Jr.	20 Adams	8 Bogdanovic
Dec 12	ATLANTA	W	128	103	12-2	6-7	18-9	16,544	Jones	22 Jackson Jr./Konchar	7 Hunter
Dec 15	MILWAUKEE	W	142	101	13-2	6-7	19-9	17,794	Morant	25 Morant	10 G. Antetokounmpo/Portis
Dec 17	@ Oklahoma City	L	109	115	13-2	6-8	19-10	16,895	Brooks	32 Clarke/Jackson Jr.	8 Dort
Dec 20	@ Denver	L	91	105	13-2	6-9	19-11	19,605	Morant	35 Adams	10 Gordon
Dec 23	@ Phoenix	W	125	109	13-2	7-9	20-11	17,071	Clarke/Jackson Jr.	24 Adams	11 Ayton
Dec 25	@ Golden State	L	109	123	13-2	7-10	20-12	18,064	Morant	36 Adams	14 Poole
Dec 27	PHOENIX	L	108	125	13-3	7-10	20-13	18,239	Morant	34 Adams	9 Washington Jr.
Dec 29	@ Toronto	W	119	106	13-3	8-10	21-13	19,800	Brooks	25 Adams	17 Siakam
Dec 31	NEW ORLEANS	W	116	101	14-3	8-10	22-13	17,951	Morant	32 Adams	21 Williamson
Jan 1	SACRAMENTO	W	118	108	15-3	8-10	23-13	17,794	Morant	35 Adams	23 Fox
Jan 4	@ Charlotte	W	131	107	15-3	9-10	24-13	19,249	Morant	23 Adams	15 Ball
Jan 5	@ Orlando	W	123	115	15-3	10-10	25-13	19,184	Morant	32 Jackson Jr.	10 Banchero
Jan 8	UTAH	W	123	118	16-3	10-10	26-13	17,794	Bane	24 Jackson Jr./Tillman Sr.	9 Markkanen
Jan 9	SAN ANTONIO	W	121	113	17-3	10-10	27-13	16,013	Jones	24 Adams	15 Jones
Jan 11	SAN ANTONIO	W	135	129	18-3	10-10	28-13	16,454	Morant	28 Adams	18 Johnson
Jan 14	@ Indiana	W	130	112	18-3	11-10	29-13	17,274	Bane	35 Jackson Jr.	10 Duarte
Jan 16	PHOENIX	W	136	106	19-3	11-10	30-13	17,794	Morant	29 Adams	9 Bridges
Jan 18	CLEVELAND	W	115	114	20-3	11-10	31-13	16,892	Bane	25 Adams	10 Garland
Jan 20	@ LA Lakers	L	121	122	20-3	11-11	31-14	18,997	Morant	22 Adams	17 Westbrook
Jan 22	@ Phoenix	L	110	112	20-3	11-12	31-15	17,071	Morant	27 Adams	16 Bridges
Jan 23	@ Sacramento	L	100	133	20-3	11-13	31-16	17,821	Bane	21 Jones/Tillman Sr.	6 Lyles
Jan 25	@ Golden State	L	120	122	20-3	11-14	31-17	18,064	Morant	29 Clarke	8 Curry
Jan 27	@ Minnesota	L	100	111	20-3	11-15	31-18	17,136	Morant	27 Morant	10 Edwards
Jan 29	INDIANA	W	112	110	21-3	11-15	32-18	17,794	Jackson Jr.	28 Tillman Sr.	11 Mathurin
Feb 1	PORTLAND	L	112	122	21-4	11-15	32-19	14,589	Morant	32 Tillman Sr.	10 Lillard
Feb 2	@ Cleveland	L	113	128	21-4	11-16	32-20	19,432	Bane	25 Aldama	10 Garland
Feb 5	TORONTO	L	103	106	21-5	11-16	32-21	17,794	Bane	26 Tillman Sr.	9 Siakam
Feb 7	CHICAGO	W	104	89	22-5	11-16	33-21	17,012	Morant	34 Clarke	13 Vucevic
Feb 10	MINNESOTA	W	128	107	23-5	11-16	34-21	17,794	Morant	32 Morant	9 Nowell
Feb 12	@ Boston	L	109	119	23-5	11-17	34-22	19,156	Morant	25 Aldama/Jackson Jr.	7 White
Feb 15	UTAH	W	117	111	24-5	11-17	35-22	16,748	Jackson Jr.	26 Clarke	10 Olynky
Feb 23	@ Philadelphia	L	105	110	24-5	11-18	35-23	21,205	Bane	25 Tillman Sr.	12 Harden
Feb 25	DENVER	W	112	94	25-5	11-18	36-23	18,302	Morant	23 Clarke	9 Jokic
Feb 28	LA LAKERS	W	121	109	26-5	11-18	37-23	17,794	Morant	39 Tillman Sr.	11 Davis
Mar 1	@ Houston	W	113	99	26-5	12-18	38-23	15,919	Bane	30 Bane	9 Green
Mar 3	@ Denver	L	97	113	26-5	12-19	38-24	19,641	Morant	27 Tillman Sr.	10 Porter Jr.
Mar 5	@ LA Clippers	L	129	135	26-5	12-20	38-25	19,068	Bane	30 Jackson Jr./Tillman Sr.	5 George
Mar 7	@ LA Lakers	L	103	112	26-5	12-21	38-26	18,997	Jackson Jr.	26 Tillman Sr.	10 Davis
Mar 9	GOLDEN STATE	W	131	110	27-5	12-21	39-26	17,794	Jones	22 Jackson Jr.	9 Curry
Mar 11	DALLAS	W	112	108	28-5	12-21	40-26	17,794	Bane	25 Tillman Sr.	8 Hardaway Jr.
Mar 13	@ Dallas	W	104	88	28-5	13-21	41-26	20,303	Bane	23 Aldama	9 Hardy
Mar 15	@ Miami	L	119	138	28-5	13-22	41-27	19,794	Jackson Jr.	25 Jackson Jr.	9 Adebayo
Mar 17	@ San Antonio	W (OT)	126	120	28-5	14-22	42-27	15,221	Jones	28 Jones	10 Vassell
Mar 18	GOLDEN STATE	W	133	119	29-5	14-22	43-27	18,396	Jackson Jr.	31 Tillman Sr.	10 Kuminga
Mar 20	DALLAS	W	112	108	30-5	14-22	44-27	17,794	Jackson Jr.	28 Aldama	12 Irving
Mar 22	HOUSTON	W	130	125	31-5	14-22	45-27	17,794	Jackson Jr.	37 Jackson Jr.	10 Green
Mar 24	HOUSTON	W	151	114	32-5	14-22	46-27	17,851	Kenard	30 Jackson Jr.	7 Eason
Mar 26	@ Atlanta	W	123	119	32-5	15-22	47-27	18,056	Morant	27 Jackson Jr.	8 Young
Mar 28	ORLANDO	W	113	108	33-5	15-22	48-27	16,507	Bane	31 Jackson Jr.	10 F. Wagner
Mar 29	LA CLIPPERS	L	132	141	33-6	15-22	48-28	16,775	Morant	36 Tillman Sr.	9 Westbrook
Mar 31	LA CLIPPERS	W	108	94	34-6	15-22	49-28	16,376	Bane	22 Adams/Jackson Jr./Tillman Sr.	8 Powell
Apr 2	@ Chicago	L	107	128	34-6	15-23	49-29	20,944	Jackson Jr.	31 Morant	10 LaVine
Apr 4	PORTLAND	W	119	109	35-6	15-23	50-29	17,558	Bane	30 Aldama	11 Mays
Apr 5	@ New Orleans	L (OT)	131	138	35-6	15-24	50-30	17,232	Jackson Jr.	40 Jackson Jr./Konchar	9 Jones
Apr 7	@ Milwaukee	W	137	114	35-6	16-24	51-30	18,010	Jackson Jr.	36 Bane	8 Wigginton
Apr 9	@ Oklahoma City	L	100	115	35-6	16-25	51-31	16,601	Lofton Jr.	42 Lofton Jr.	14 Butler

INTRO

PLAYERS

EXECUTIVE

BASKETBALL OPS

BUSINESS OPS

MEDIA

COMMUNITY

HISTORY

PLAYOFFS

REVIEW

OPPONENTS

NBA

FEDERATION

AT A GLANCE



SEASON REVIEW

2021-22 MEMPHIS GRIZZLIES (56-26)



Back Row, standing (L-R): Sonia Raman, Blake Ahearn, Darko Rajakovic, Vitaly Potapenko, Brandon Clarke, Kyle Anderson, Ziaire Williams, Steven Adams, Jaren Jackson Jr., Santi Aldama, Killian Tillie, Xavier Tillman Sr., Dillon Brooks, David McClure, Brad Jones, Scoonie Penn **Front Row, sitting (L-R):** Yves Pons, John Konchar, Desmond Bane, Tyus Jones, Taylor Jenkins, Ja Morant, De'Anthony Melton, Jarrett Culver, Tyrrell Terry

	--Field Goals--						--3-Point FG--			--Free Throws--			--Rebounds--										
Player	G	GS	Min	FG	FGA	Pct	FG	FGA	Pct	FT	FTA	Pct	Off	Def	Tot	Ast	PF	Dq	Stl	TO	Blk	Pts	Avg
Morant	57	57	1889	580	1177	.493	88	256	.344	316	415	.761	77	248	325	384	86	0	66	196	22	1564	27.4
Brooks	32	31	885	227	526	.432	46	149	.309	90	106	.849	29	73	102	88	105	0	36	50	8	590	18.4
Bane	76	76	2266	508	1101	.461	228	523	.436	140	155	.903	46	288	334	208	196	3	92	111	29	1384	18.2
Jackson	78	78	2126	430	1036	.415	128	401	.319	284	345	.823	119	335	454	86	272	3	73	130	177	1272	16.3
Melton	73	15	1657	281	695	.404	139	372	.374	90	120	.750	64	264	328	194	128	0	103	112	39	791	10.8
Clarke	64	1	1246	288	447	.644	5	22	.227	85	130	.654	135	207	342	86	122	0	39	34	68	666	10.4
Jones	73	23	1549	249	552	.451	80	205	.390	54	66	.818	17	159	176	324	32	0	66	46	2	632	8.7
Williams	62	31	1346	191	424	.450	76	242	.314	43	55	.782	26	103	129	65	113	0	35	41	12	501	8.1
Anderson	69	11	1484	209	469	.446	36	109	.330	67	105	.638	69	299	368	183	108	0	77	71	46	521	7.6
Adams	76	75	1999	210	384	.547	0	1	.000	108	199	.543	349	411	760	256	153	1	65	115	60	528	6.9
Konchar	72	7	1292	135	262	.515	52	126	.413	27	49	.551	87	242	329	109	90	0	45	29	22	349	4.8
Tillman	53	2	701	98	216	.454	10	49	.204	46	71	.648	66	95	161	62	63	0	50	34	15	252	4.8
Merrill	6	0	58	8	24	.333	7	23	.304	2	4	.500	1	6	7	4	3	0	0	2	0	25	4.2
Aldama	32	0	360	53	132	.402	6	48	.125	20	32	.625	33	54	87	21	36	0	6	16	10	132	4.1
Culver	37	0	338	51	135	.378	12	47	.255	16	34	.471	13	35	48	33	42	0	20	20	5	130	3.5
Tillie	36	3	461	43	127	.339	27	86	.314	5	8	.625	21	39	60	22	58	0	23	13	15	118	3.3
Pons	12	0	71	5	16	.313	3	9	.333	0	2	.000	5	7	12	1	6	0	1	1	4	13	1.1
Buchanan	2	0	10	1	4	.250	0	2	.000	0	0	---	1	1	2	2	1	0	1	2	0	2	1.0
Mathias	6	0	16	2	6	.333	2	6	.333	0	0	---	0	2	2	1	1	0	1	0	0	6	1.0
Terry	2	0	3	1	1	1.000	0	0	---	0	0	---	0	0	0	0	1	0	0	0	0	2	1.0
Jeffries	3	0	9	1	2	.500	0	1	.000	0	0	---	0	2	2	1	1	0	0	0	0	2	0.7
Sneed	2	0	8	0	2	.000	0	2	.000	0	0	---	1	1	2	0	2	0	0	0	0	0	0.0
Teske	3	0	8	0	1	.000	0	0	---	0	2	.000	0	2	2	1	1	0	1	1	0	0	0.0
GRIZZLIES	82	-	19780	3571	7739	.461	945	2679	.353	1393	1898	.734	1159	2873	4032	2131	1620	7	800	1082	534	9480	115.6
OPPONENTS	82	-	19780	3305	7269	.455	987	2828	.349	1417	1837	.771	821	2706	3527	2047	1625	16	588	1235	496	9014	109.9

QUICK FACTS

- * The Grizzlies posted a 56-26 record (.683), the second-best record in the NBA and tied for the best record in franchise history. Memphis captured the Southwest Division championship (the first division title in franchise history).
- The Grizzlies earned the second seed in the Western Conference Playoffs (a franchise record) and advanced to the Western Conference Semifinals for the first time since 2015.
- The Grizzlies set a franchise record for scoring average (115.6) as the second-youngest team in the NBA. Memphis also led the league in rebounds, offensive rebounds, steals, blocks, points in the paint, second chance points and fast break points.
- Ja Morant, who was voted a starter in the 2022 NBA All-Star Game, was selected as the 2021-22 NBA Most Improved Player and was named to the 2021-22 All-NBA Second Team.
- Jaren Jackson Jr., Desmond Bane and Steven Adams all set single-season franchise records for blocks, 3-point field goals made and offensive rebounds, respectively.
- Zachary Z. Kleiman was selected as the 2021-22 NBA Basketball Executive of the Year. At age 33, Kleiman became the youngest recipient of the award.

NBA STATISTICAL RANKINGS

Category	Memphis	Opponents	Category	Memphis	Opponents
Points per game	115.6	2nd	Assists Per Game	26.0	6th
Field Goal Pct.	.461	19th	Steals Per Game	9.8	1st
Free Throw Pct.	.734	28th	Turnovers Per Game	13.2	9th
3-Pt. Field Goal Pct.	.353	17th	Blocks Per Game	6.5	1st
Offensive Rebounds Per Game	14.1	1st	Personal Fouls Per Game	19.8	17th
Defensive Rebounds Per Game	35.0	8th	Disqualifications	7	T-11th
Rebounds Per Game	49.2	1st	Points Per Game Differential	5.7	4th

SEASON REVIEW



Date	Opponent	Mem	Opp	Hm	Rd	Tot	Atten	Grizzlies Top Scorer	Grizzlies Top Rebounder	Opponent Top Scorer		
Oct 20	CLEVELAND	W	132	121	1-0	0-0	1-0	15,975	Morant	37 Adams	14 Allen	25
Oct 23	@ LA Clippers	W	120	114	1-0	1-0	2-0	16,748	Morant	28 Adams	9 George	41
Oct 24	@ LA Lakers	L	118	121	1-0	1-1	2-1	18,997	Morant	40 Adams	16 Anthony	28
Oct 27	@ Portland	L	96	116	1-0	1-2	2-2	16,241	Bane	19 Morant	9 McCollum	25
Oct 28	@ Golden State	W (OT)	104	101	1-0	2-2	3-2	18,064	Morant	30 Anderson	9 Curry	36
Oct 30	MIAMI	L	103	129	1-1	2-2	3-3	15,989	Melton/Morant	20 Adams/Tillman Sr.	5 Butler	27
Nov 1	DENVER	W	106	97	2-1	2-2	4-3	12,683	Morant	26 Anderson	9 Jokic	23
Nov 3	DENVER	W	108	106	3-1	2-2	5-3	12,977	Jackson Jr.	22 Adams/Jackson Jr.	8 Jokic	34
Nov 5	@ Washington	L	87	115	3-1	2-3	5-4	16,302	Jackson Jr.	13 Jackson Jr.	9 Harrell	18
Nov 8	MINNESOTA	W (OT)	125	117	4-1	2-3	6-4	12,416	Morant	33 Anderson/Clarke	9 Russell	30
Nov 10	CHARLOTTE	L	108	118	4-2	2-3	6-5	13,880	Morant	32 Adams	13 Oubre Jr.	37
Nov 12	PHOENIX	L	94	119	4-3	2-3	6-6	15,886	Morant	24 Morant	12 Booker/Crowder	17
Nov 13	@ New Orleans	L	101	112	4-3	2-4	6-7	14,358	Brooks	23 Adams/Morant	9 Alexander-Walker	21
Nov 15	HOUSTON	W	136	102	5-3	2-4	7-7	11,482	Morant	22 Jackson Jr.	7 Green	15
Nov 18	LA CLIPPERS	W	120	108	6-3	2-4	8-7	13,419	Morant	28 Adams	10 George	23
Nov 20	@ Minnesota	L	95	138	6-3	2-5	8-8	17,136	Bane	21 Konchar	7 Russell	28
Nov 22	@ Utah	W	119	118	6-3	3-5	9-8	18,306	Morant	32 Clarke	9 Bogdanovic	24
Nov 24	TORONTO	L	113	126	6-4	3-5	9-9	15,409	Morant	23 Clarke	8 Trent Jr.	26
Nov 26	ATLANTA	L	100	132	6-5	3-5	9-10	16,622	Konchar	17 DBr/BC/JJJ/JK	5 Young	31
Nov 28	SACRAMENTO	W	128	101	7-5	3-5	10-10	12,844	Brooks	21 Adams	12 Field	14
Nov 30	@ Toronto	W	98	91	7-5	4-5	11-10	19,800	Jackson Jr.	25 Melton	10 Siakam	20
Dec 2	OKLAHOMA CITY	W	152	79	8-5	4-5	12-10	13,103	Jackson Jr.	27 Aldama	10 Dort	15
Dec 4	@ Dallas	W	97	90	8-5	5-5	13-10	19,396	Bane	29 Adams	13 Hardaway Jr.	29
Dec 6	@ Miami	W	105	90	8-5	6-5	14-10	19,600	Bane/Brooks	21 Adams	16 Herro	24
Dec 8	DALLAS	L	96	104	8-6	6-5	14-11	14,025	Jackson Jr.	26 Adams	9 Donic	26
Dec 9	LA LAKERS	W	108	95	9-6	6-5	15-11	16,334	Jackson Jr.	25 Adams	13 Davis	22
Dec 11	HOUSTON	W	113	106	10-6	6-5	16-11	17,794	Brooks	25 Adams	9 Wood	22
Dec 13	PHILADELPHIA	W	126	91	11-6	6-5	17-11	13,420	Brooks	23 Bane	8 Maxey	23
Dec 15	@ Portland	W	113	103	11-6	7-5	18-11	15,773	Bane	23 Adams	14 Powell	25
Dec 17	@ Sacramento	W	124	105	11-6	8-5	19-11	14,659	Bane	24 Adams	12 Haliburton	21
Dec 19	PORTLAND	L	100	105	11-7	8-5	19-12	15,977	Brooks	37 Adams	9 Lillard	32
Dec 20	OKLAHOMA CITY	L	99	102	11-8	8-5	19-13	15,721	Bane	25 Adams	14 Gilgeous-Alexander	23
Dec 23	@ Golden State	L	104	113	11-8	8-6	19-14	18,064	Morant	21 Melton	9 Curry	46
Dec 26	@ Sacramento	W	127	102	11-8	9-6	20-14	15,685	Bane	28 Konchar	14 Haliburton	18
Dec 27	@ Phoenix	W	114	113	11-8	10-6	21-14	17,071	Morant	33 Adams	16 Booker	30
Dec 29	LA LAKERS	W	104	99	12-8	10-6	22-14	17,794	Morant	41 Morant	10 James	37
Dec 31	SAN ANTONIO	W	118	105	13-8	10-6	23-14	15,412	Morant	30 Adams	13 Forbes/Poeltl/White	15
Jan 3	@ Brooklyn	W	118	104	13-8	11-6	24-14	17,089	Morant	36 Adams	12 Durant	26
Jan 4	@ Cleveland	W	110	106	13-8	12-6	25-14	18,178	Morant	26 Adams	11 Garland	27
Jan 6	DETROIT	W	118	88	14-8	12-6	26-14	12,983	Morant	22 Adams	14 Lee	14
Jan 8	@ LA Clippers	W	123	108	14-8	13-6	27-14	17,936	Jackson Jr.	26 Clarke	15 Morris Sr.	29
Jan 9	@ LA Lakers	W	127	119	14-8	14-6	28-14	18,288	Bane	23 Jackson Jr.	12 James	35
Jan 11	GOLDEN STATE	W	116	108	15-8	14-6	29-14	17,794	Morant	29 Jackson Jr.	11 Curry	27
Jan 13	MINNESOTA	W	116	108	16-8	14-6	30-14	15,881	Bane	21 Konchar	17 Edwards	30
Jan 14	DALLAS	L	85	112	16-9	14-6	30-15	16,712	Bane/Morant	19 Jackson Jr.	8 Donic	27
Jan 17	CHICAGO	W	119	106	17-9	14-6	31-15	17,794	Morant	25 Adams	10 DeRozan	34
Jan 19	@ Milwaukee	L	114	126	17-9	14-7	31-16	17,341	Morant	33 Adams	11 G. Antetokounmpo	23
Jan 21	@ Denver	W	122	118	17-9	15-7	32-16	17,009	Morant	38 Melton	9 Barton	27
Jan 23	@ Dallas	L	91	104	17-9	15-8	32-17	19,701	Morant	35 Morant	13 Donic	39
Jan 26	@ San Antonio	W	118	110	17-9	16-8	33-17	14,662	Morant	41 Morant	8 Vassell	20
Jan 28	UTAH	W	119	109	18-9	16-8	34-17	16,816	Morant	30 Morant	10 House Jr.	21
Jan 29	WASHINGTON	W	115	95	19-9	16-8	35-17	17,135	Morant	34 Adams	15 Kuzma	30
Jan 31	@ Philadelphia	L (OT)	119	122	19-9	16-9	35-18	20,424	Morant	37 Adams	12 Maxey	35
Feb 2	@ New York	W	120	108	19-9	17-9	36-18	19,812	Jackson Jr.	26 Adams	13 Fournier	30
Feb 5	@ Orlando	W	135	115	19-9	18-9	37-18	18,446	Morant	33 Adams	11 Anthony	22
Feb 8	LA CLIPPERS	W	135	109	20-9	18-9	38-18	16,101	Morant	30 Jackson Jr.	11 Hartenstein	19
Feb 10	@ Detroit	W	132	107	20-9	19-9	39-18	18,744	Morant	23 Adams	14 Grant	20
Feb 12	@ Charlotte	W	125	118	20-9	20-9	40-18	19,541	Morant	26 Adams	11 Rozier	35
Feb 15	@ New Orleans	W	121	109	20-9	21-9	41-18	15,905	Jones	27 Adams	13 McCollum	30
Feb 16	PORTLAND	L	119	123	20-10	21-9	41-19	16,834	Morant	44 Clarke	10 Nurkic	32
Feb 24	@ Minnesota	L	114	119	20-10	21-10	41-20	16,326	Jackson Jr./Williams	21 Adams	12 Russell	37
Feb 26	@ Chicago	W	116	110	20-10	22-10	42-20	21,959	Morant	46 Adams	21 DeRozan	21
Feb 28	SAN ANTONIO	W	118	105	21-10	22-10	43-20	16,812	Morant	52 Adams	14 Walker IV	32
Mar 3	@ Boston	L	107	120	21-10	22-11	43-21	19,156	Morant	38 Adams	8 Tatum	37
Mar 5	ORLANDO	W	124	96	22-10	22-11	44-21	17,794	Morant	25 Konchar	11 Anthony	19
Mar 6	@ Houston	L	112	123	22-10	22-12	44-22	18,055	Bane	28 Adams	12 Porter Jr.	29
Mar 8	NEW ORLEANS	W	132	111	23-10	22-12	45-22	16,433	Morant	28 Morant	8 McCollum	32
Mar 11	NEW YORK	W	118	114	24-10	22-12	46-22	17,188	Morant	37 Adams/Anderson	9 Randle	36
Mar 13	@ Oklahoma City	W	125	118	24-10	23-12	47-22	17,482	Bane	21 Adams	16 Gilgeous-Alexander	31
Mar 15	@ Indiana	W	135	102	24-10	24-12	48-22	15,027	Bane	21 Adams	13 Smith	15
Mar 18	@ Atlanta	L	105	120	24-10	24-13	48-23	18,062	Morant	29 Adams	11 Bogdanovic	30
Mar 20	@ Houston	W	122	98	24-10	25-13	49-23	18,055	Bane	24 Adams	9 Schroder	17
Mar 23	BROOKLYN	W	132	120	25-10	25-13	50-23	17,794	Bane/Melton	23 Adams	11 Irving	43
Mar 24	INDIANA	W	133	103	26-10	25-13	51-23	16,205	Bane	30 Adams	16 Stephenson	25
Mar 26	MILWAUKEE	W	127	102	27-10	25-13	52-23	17,794	Melton	24 Adams/Tillman Sr.	11 G. Antetokounmpo	30
Mar 28	GOLDEN STATE	W	123	95	28-10	25-13	53-23	17,011	Bane	22 Adams	9 Poole	25
Mar 30	@ San Antonio	W	112	111	28-10	26-13	54-23	15,821	Jones	25 Adams	8 Murray	33
Apr 1	PHOENIX	W	122	114	29-10	26-13	55-23	17,794	Brooks	30 Anderson	10 Booker	41
Apr 5	@ Utah	L (OT)	115	121	29-10	26-14	55-24	18,306	Jackson Jr.	28 Adams	13 Clarkson/Gobert	22
Apr 7	@ Denver	L	109	122	29-10	26-15	55-25	19,520	Bane	14 Adams	8 Jokic	35
Apr 9	NEW ORLEANS	W	141	114	30-10	26-15	56-25	17,207	Brooks	23 Adams	11 McCollum	16
Apr 10	BOSTON	L	110	139	30-11	26-15	56-26	17,441	Aldama	20 Konchar	13 Tatum	31

INTRO

PLAYERS

EXECUTIVE

BASKETBALL

OPS

BUSINESS

MEDIA

COMMUNITY

HISTORY

PLAYOFFS

REVIEW

OPPONENTS

NBA

FEDERATION

AT A GLANCE



SEASON REVIEW

2020-21 MEMPHIS GRIZZLIES (38-34)



Back Row, standing (L-R): Darko Rajakovic, Brad Jones, David McClure, Sean McDermott, Brandon Clarke, Kyle Anderson, Jaren Jackson Jr., Jonas Valanciunas, Jontay Porter, Killian Tillie, Xavier Tillman Sr., Dillon Brooks, Blake Ahearn, James "Scoonie" Penn, Sonia Raman
Front Row, sitting (L-R): Justise Winslow, Grayson Allen, Tim Frazier, Tyus Jones, Taylor Jenkins, Ja Morant, De'Anthony Melton, John Konchar, Desmond Bane **Not Pictured:** Vitaly Potapenko

	--Field Goals--					--3-Point FG--			--Free Throws--			--Rebounds--											
Player	G	GS	Min	FG	FGA	Pct	FG	FGA	Pct	FT	FTA	Pct	Off	Def	Tot	Ast	PF	Dq	Stl	To	Blk	Pts	Av
Morant	63	63	2053	430	957	.449	73	241	.303	271	372	.728	59	193	252	465	87	0	57	203	13	1204	19.1
Brooks	67	67	1997	432	1031	.419	128	372	.344	159	195	.815	53	143	196	157	237	6	78	119	26	1151	17.2
Valanciunas	62	61	1755	440	743	.592	21	57	.368	157	203	.773	253	523	776	112	179	1	35	100	57	1058	17.1
Ja. Jackson	11	4	258	53	125	.424	17	60	.283	35	42	.833	17	45	62	12	42	0	12	15	18	158	14.4
Anderson	69	69	1887	308	658	.468	94	261	.360	144	184	.783	52	344	396	250	120	2	84	86	57	854	12.4
Allen	50	38	1259	173	414	.418	107	274	.391	79	91	.868	19	141	160	108	71	1	46	48	8	532	10.6
Clarke	59	16	1415	256	495	.517	20	77	.260	78	113	.690	97	231	328	95	84	0	60	33	51	610	10.3
Bane	68	17	1519	234	499	.469	117	271	.432	40	49	.816	31	179	210	118	125	0	41	59	16	625	9.2
Melton	52	1	1045	172	393	.438	87	211	.412	41	51	.804	30	131	161	132	85	0	60	66	31	472	9.1
Dieng	22	1	371	56	108	.519	23	48	.479	38	43	.884	28	70	98	29	38	0	17	22	14	173	7.9
Winslow	26	1	507	74	210	.352	10	54	.185	20	35	.571	18	100	118	50	47	1	15	37	12	178	6.8
Tillman	59	12	1085	167	299	.559	22	65	.338	34	53	.642	74	182	256	75	116	2	44	45	33	390	6.6
Jones	70	9	1222	178	413	.431	45	140	.321	41	45	.911	21	119	140	259	31	0	64	48	6	442	6.3
Konchar	43	0	575	69	138	.500	21	56	.375	25	30	.833	35	93	128	47	40	0	30	18	9	184	4.3
Tillie	18	1	182	19	57	.333	10	33	.303	9	11	.818	6	18	24	8	20	0	5	2	8	57	3.2
McDermott	18	0	158	13	33	.394	5	22	.227	8	8	1.000	6	13	19	4	8	0	2	4	3	39	2.2
Porter	11	0	54	8	15	.533	3	8	.375	3	5	.600	4	10	14	1	12	0	3	7	1	22	2.0
Frazier	5	0	62	3	20	.150	0	8	.000	2	6	.333	0	8	8	16	7	0	2	4	1	8	1.6
GRIZZLIES	72	-	17405	3085	6608	.467	803	2258	.356	1184	1536	.771	803	2543	3346	1938	1349	13	655	957	364	8157	113.3
OPPONENTS	72	-	17405	2953	6387	.462	926	2526	.367	1251	1588	.788	704	2515	3219	1827	1318	7	552	1068	377	8083	112.3

QUICK FACTS

- The Grizzlies recorded a 38-34 record (.528) and made their first trip to the NBA Playoffs since the 2016-17 season.
- Memphis won play-in games at home against San Antonio and on the road against Golden State to earn the eighth seed in the Western Conference Playoffs, where the Grizzlies played a five-game series with the Utah Jazz.
- Ja Morant became the fifth-youngest player in NBA history to lead a playoff team in points (19.1) and assists (7.4) per game during the regular season. At age 21, Morant averaged a franchise-record 30.2 points during the Grizzlies' first round playoff series.
- Jonas Valanciunas set career highs with 17.1 points and a single-season franchise-record 12.5 rebounds, which ranked third in the NBA.
- The Grizzlies scored a franchise-record 113.3 points per game, leading the league in points in the paint, second chance points and points off turnovers.

NBA STATISTICAL RANKINGS

Category	Memphis		Opponents		Category	Memphis		Opponents	
Points per game	113.3	15th	112.3	16th	Assists Per Game	26.92	4th	25.38	19th
Field Goal Pct.	.467	18th	.462	11th	Steals Per Game	9.10	1st	7.67	18th
Free Throw Pct.	.771	18th	.788	27th	Turnovers Per Game	13.29	10th	14.83	7th
3-Pt. Field Goal Pct.	.356	20th	.367	18th	Blocks Per Game	5.06	12th	5.24	20th
Offensive Rebounds Per Game	11.15	2nd	9.78	12th	Personal Fouls Per Game	18.74	9th	18.31	25th
Defensive Rebounds Per Game	35.3	9th	34.9	20th	Disqualifications	13	28th	7	T-11th
Rebounds Per Game	46.47	4th	44.71	18th	Points Per Game Differential	1.03	15th		

SEASON REVIEW



Date	Opponent	Mem	Opp	Hm	Rd	Tot	Atten	Grizzlies Top Scorer	Grizzlies Top Rebounder	Opponent Top Scorer			
Dec 23	SAN ANTONIO	L 119	131	0-1	0-0	0-1	-	Morant	44	Valanciunas	13	DeRozan	28
Dec 26	ATLANTA	L 112	122	0-2	0-0	0-2	-	Morant	28	Anderson	14	Young	36
Dec 28	@ Brooklyn	W (OT) 116	111	0-2	1-0	1-2	-	Anderson	28	Valanciunas	14	LeVert	28
Dec 30	@ Boston	L 107	126	0-2	1-1	1-3	-	Valanciunas	20	Valanciunas	11	Brown	42
Jan 1	@ Charlotte	W 108	93	0-2	2-1	2-3	-	Brooks	21	Anderson	11	Biyombo	16
Jan 3	LA LAKERS	L 94	108	0-3	2-1	2-4	-	Anderson	18	Valanciunas	10	James	22
Jan 5	LA LAKERS	L 92	94	0-4	2-1	2-5	-	Brooks/Dieng/Valanciunas	13	Valanciunas	11	Davis/James	26
Jan 7	CLEVELAND	L 90	94	0-5	2-1	2-6	-	Valanciunas	17	Valanciunas	10	Drummond	22
Jan 8	BROOKLYN	W 115	110	1-5	2-1	3-6	-	Brooks	24	Clarke	8	LeVert	43
Jan 11	@ Cleveland	W 101	91	1-5	3-1	4-6	-	Brooks	21	Brooks/Valanciunas	7	Drummond	19
Jan 13	@ Minnesota	W 118	107	1-5	4-1	5-6	-	Valanciunas	24	Valanciunas	16	Beasley	28
Jan 16	PHILADELPHIA	W 106	104	2-5	4-1	6-6	-	Morant	17	Clarke	11	Milton	28
Jan 18	PHOENIX	W 108	104	3-5	4-1	7-6	204	Clarke/Morant	17	Anderson	8	Ayton	18
Jan 30	@ San Antonio	W 129	112	3-5	5-1	8-6	-	Melton	20	Dieng/Konchar	7	White	18
Feb 1	@ San Antonio	W 133	102	3-5	6-1	9-6	-	Dieng	19	Dieng/Tillman Sr.	9	Johnson	25
Feb 2	@ Indiana	L 116	134	3-5	6-2	9-7	-	Brooks	25	Dieng/Konchar	6	Sabonis	32
Feb 4	HOUSTON	L 103	115	3-6	6-2	9-8	1,762	Bane	16	Tillman Sr.	10	Wall	22
Feb 6	@ New Orleans	L 109	118	3-6	6-3	9-9	1,440	Valanciunas	23	Tillman Sr.	8	Williamson	29
Feb 8	TORONTO	L 113	128	3-7	6-3	9-10	1,844	Valanciunas	27	Valanciunas	20	Siakam/VanVleet	32
Feb 10	CHARLOTTE	W 130	114	4-7	6-3	10-10	1,830	Anderson	27	Valanciunas	15	Rozier	34
Feb 12	@ LA Lakers	L 105	115	4-7	6-4	10-11	-	Allen	23	Valanciunas	8	Davis	35
Feb 14	@ Sacramento	W 124	110	4-7	7-4	11-11	-	Valanciunas	25	Valanciunas	13	Fox	23
Feb 16	NEW ORLEANS	L 113	144	4-8	7-4	11-12	1,982	Morant	28	Morant	7	Williamson	31
Feb 17	OKLAHOMA CITY	W 122	113	5-8	7-4	12-12	-	Allen/Valanciunas	22	Valanciunas	12	Gilgeous-Alexander	22
Feb 19	DETROIT	W 109	95	6-8	7-4	13-12	1,795	Morant	29	Valanciunas	15	Grant/Wright	16
Feb 20	PHOENIX	L 97	128	6-9	7-4	13-13	1,994	Dieng	15	Valanciunas	12	Booker	23
Feb 22	@ Dallas	L 92	102	6-9	7-5	13-14	2,099	Morant	22	Valanciunas	15	Hardaway Jr.	29
Feb 25	LA CLIPPERS	W 122	94	7-9	7-5	14-14	1,896	Jones	20	Valanciunas	11	Leonard	17
Feb 26	LA CLIPPERS	L 99	119	7-10	7-5	14-15	2,039	Valanciunas	22	Valanciunas	11	Leonard	30
Feb 28	@ Houston	W 133	84	7-10	8-5	15-15	3,284	Winslow	20	Clarke	12	Tate/Wall	14
Mar 2	@ Washington	W 125	111	7-10	9-5	16-15	-	Morant	35	Valanciunas	16	Beal/Westbrook	23
Mar 4	MILWAUKEE	L 111	112	7-11	9-5	16-16	1,961	Morant	35	Valanciunas	12	G. Antetokounmpo	26
Mar 10	WASHINGTON	W 127	112	8-11	9-5	17-16	1,912	Valanciunas	29	Valanciunas	20	Beal	21
Mar 12	DENVER	L 102	103	8-12	9-5	17-17	2,160	Brooks/Clarke	20	Valanciunas	11	Jokic	28
Mar 14	@ Oklahoma City	L 122	128	8-12	9-6	17-18	-	Morant	22	Valanciunas	14	Gilgeous-Alexander	30
Mar 15	@ Phoenix	L 99	122	8-12	9-7	17-19	3,188	Valanciunas	24	Valanciunas	17	Booker	27
Mar 17	MIAMI	W 89	85	9-12	9-7	18-19	2,217	Anderson/Melton/Morant	13	Valanciunas	12	Butler	24
Mar 19	GOLDEN STATE	L 103	116	9-13	9-7	18-20	2,716	Allen/Morant	14	Valanciunas	16	Wiggins	40
Mar 20	GOLDEN STATE	W 111	103	10-13	9-7	19-20	-	Brooks/Valanciunas	19	Valanciunas	15	Poole	26
Mar 22	BOSTON	W (OT) 132	126	11-13	9-7	20-20	2,319	Morant	29	Valanciunas	19	Brown	27
Mar 24	@ Oklahoma City	W 116	107	11-13	10-7	21-20	-	Brooks	25	Valanciunas	15	Brown	19
Mar 26	@ Utah	L 114	117	11-13	10-8	21-21	5,546	Morant	32	Valanciunas	18	Mitchell	35
Mar 27	@ Utah	L 110	126	11-13	10-9	21-22	5,546	Anderson	16	Valanciunas	11	Mitchell	35
Mar 29	@ Houston	W 120	110	11-13	11-9	22-22	3,319	Valanciunas	30	Valanciunas	15	Olynkyk	25
Mar 31	UTAH	L 107	111	11-14	11-9	22-23	2,314	Morant	36	Valanciunas	14	Conley	26
Apr 2	MINNESOTA	W 120	108	12-14	11-9	23-23	2,987	Valanciunas	19	Valanciunas	11	Towns	30
Apr 4	@ Philadelphia	W 116	100	12-14	12-9	24-23	4,094	Brooks	17	Valanciunas	12	Harris	21
Apr 6	@ Miami	W 124	112	12-14	13-9	25-23	-	Brooks	28	Valanciunas	10	Butler	28
Apr 7	@ Atlanta	W 131	113	12-14	14-9	26-23	2,774	Allen	30	Valanciunas	11	Bogdanovic	24
Apr 9	@ New York	L (OT) 129	133	12-14	14-10	26-24	1,912	Morant	26	Valanciunas	14	Barrett/Quickley	20
Apr 11	INDIANA	L 125	132	12-15	14-10	26-25	2,341	Valanciunas	34	Valanciunas	22	LeVert	34
Apr 12	CHICAGO	W 101	90	13-15	14-10	27-25	2,194	Valanciunas	26	Valanciunas	14	LaVine	21
Apr 14	DALLAS	L 113	114	13-16	14-10	27-26	2,141	Allen	23	Valanciunas	15	Doncic	29
Apr 16	@ Chicago	W 126	115	13-16	15-10	28-26	-	Brooks	32	Anderson	11	White	27
Apr 17	@ Milwaukee	W 128	115	13-16	16-10	29-26	3,280	Allen	26	Anderson/Valanciunas	8	G. Antetokounmpo	28
Apr 19	@ Denver	L (2OT) 137	139	13-16	16-11	29-27	4,005	Morant	36	Tillman Sr.	14	Jokic	47
Apr 21	@ LA Clippers	L 105	117	13-16	16-12	29-28	1,782	Morant	22	Tillman Sr.	12	Kennard	28
Apr 23	@ Portland	W 130	128	13-16	17-12	30-28	-	Morant	33	Anderson	8	Lillard	27
Apr 25	@ Portland	W 120	113	13-16	18-12	31-28	-	Morant	28	Valanciunas	10	McCollum	27
Apr 26	@ Denver	L 96	120	13-16	18-13	31-29	3,823	Morant	27	Anderson/Jackson Jr.	7	Porter Jr.	31
Apr 28	PORTLAND	L 109	130	13-17	18-13	31-30	3,427	Valanciunas	19	Clarke	10	McCollum	26
Apr 30	ORLANDO	W 92	75	14-17	18-13	32-30	2,850	Brooks	20	Valanciunas	15	Anthony/Bamba	15
May 1	@ Orlando	L 111	112	14-17	18-14	32-31	3,924	Brooks	25	Valanciunas	16	Anthony	26
May 3	NEW YORK	L 104	118	14-18	18-14	32-32	2,789	Brooks	23	Valanciunas	16	Randle	28
May 5	@ Minnesota	W 139	135	14-18	19-14	33-32	1,436	Morant	37	Clarke	10	Edwards	42
May 6	@ Detroit	L 97	111	14-18	19-15	33-33	750	Morant	20	Valanciunas	16	Ellington/Joseph	18
May 8	@ Toronto	W 109	99	14-18	20-15	34-33	-	Jackson Jr.	20	Valanciunas	21	Siakam/Trent Jr.	18
May 10	NEW ORLEANS	W 115	110	15-18	20-15	35-33	2,507	Brooks	23	Valanciunas	11	Alexander-Walker	18
May 11	DALLAS	W 133	104	16-18	20-15	36-33	2,684	Morant	24	Clarke	9	Hardaway Jr.	19
May 13	SACRAMENTO	W 116	110	17-18	20-15	37-33	2,876	Brooks	30	Valanciunas	13	James	31
May 14	SACRAMENTO	W 107	106	18-18	20-15	38-33	3,502	Winslow	25	Winslow	13	King	27
May 16	@ Golden State	L 101	113	18-18	20-16	38-34	4,416	Valanciunas	29	Valanciunas	16	Curry	44

INTRO

PLAYERS

EXECUTIVE

BASKETBALL OPS

BUSINESS OPS

MEDIA

COMMUNITY

HISTORY

PLAYOFFS

REVIEW

OPPONENTS

NBA


FEDERATION

AT A GLANCE



SEASON REVIEW

2019-20 MEMPHIS GRIZZLIES (34-39)



Top Row (L-R): Grayson Allen, Kyle Anderson, Dillon Brooks, Brandon Clarke, Gorgui Dieng, Marko Guduric, Jaren Jackson Jr., Josh Jackson, Tyus Jones
Middle Row (L-R): John Konchar, De'Anthony Melton, Ja Morant, Jontay Porter, Anthony, Tolliver, Jonas Valanciunas, Yuta Watanabe, Justise Winslow, Taylor Jenkins
Bottom Row (L-R): Niele Ivey, Brad Jones, David McClure, James "Scoonie" Penn, Vitaly Potapenko, Neven Spahija, Blake Ahearn

	--Field Goals--						--3-Point FG--			--Free Throws--			--Rebounds--										
Player	G	GS	Min	FG	FGA	Pct	FG	FGA	Pct	FT	FTA	Pct	Off	Def	Tot	Ast	PF	Dq	Stl	TO	Blk	Pts	Avg
Morant	67	67	2074	447	937	.477	60	179	.335	239	308	.776	51	208	259	488	110	0	58	220	18	1193	17.8
Ja. Jackson	57	57	1622	353	753	.469	145	368	.394	139	186	.747	55	207	262	78	232	8	40	99	92	990	17.4
Brooks	73	73	2112	435	1068	.407	147	411	.358	164	203	.808	68	175	243	150	278	10	63	124	27	1181	16.2
Valanciunas	70	70	1845	432	739	.585	32	91	.352	148	200	.740	213	575	788	131	185	3	30	127	77	1044	14.9
Clarke	58	4	1300	296	479	.618	23	64	.359	85	112	.759	92	253	345	81	100	0	32	55	48	700	12.1
Crowder	45	45	1322	147	399	.368	78	266	.293	75	95	.789	40	237	277	125	85	0	47	54	14	447	9.9
Jo. Jackson	22	0	381	70	159	.440	23	72	.319	35	50	.700	11	55	66	35	40	0	18	28	9	198	9.0
Allen	38	0	718	117	251	.466	57	141	.404	39	45	.867	8	77	85	52	53	0	10	33	2	330	8.7
Melton	60	8	1167	161	401	.401	40	140	.286	93	121	.769	43	177	220	175	109	1	77	84	20	455	7.6
Jones	65	6	1232	197	429	.459	47	124	.379	43	58	.741	9	94	103	285	44	0	59	55	6	484	7.4
Dieng	17	0	318	42	87	.483	8	32	.250	31	42	.738	18	80	98	15	35	0	14	16	17	123	7.2
Hannahs	2	0	13	4	9	.444	2	3	.667	2	2	1.000	0	1	1	0	0	0	0	0	0	12	6.0
Anderson	67	28	1330	157	331	.474	24	85	.282	52	78	.667	58	227	285	162	111	0	54	66	37	390	5.8
Hill	48	3	901	96	233	.412	56	147	.381	26	38	.684	24	120	144	94	73	0	31	40	7	274	5.7
Bell	2	0	21	3	7	.429	2	3	.667	2	2	1.000	2	1	3	2	2	0	1	3	0	10	5.0
Tolliver	13	4	236	19	48	.396	17	41	.415	7	8	.875	5	28	33	10	14	0	7	9	1	62	4.8
Guduric	44	0	484	62	157	.395	25	83	.301	24	26	.923	14	59	73	45	34	0	12	36	8	173	3.9
Konchar	19	0	181	24	37	.649	5	10	.500	1	2	.500	18	29	47	22	7	0	7	7	3	54	2.8
Caboclo	22	0	192	28	69	.406	4	25	.160	2	3	.667	17	27	44	10	23	0	10	7	12	62	2.8
Watanabe	18	0	105	15	34	.441	3	8	.375	3	8	.375	7	13	20	5	9	0	5	2	1	36	2.0
Uthoff	4	0	14	1	7	.143	0	4	.000	2	2	1.000	1	0	1	0	0	0	1	0	0	4	1.0
GRIZZLIES	73	-	17570	3106	6634	.468	798	2297	.347	1212	1589	.763	754	2643	3397	1965	1546	22	576	1113	399	8222	112.6
OPPONENTS	73	-	17570	2964	6593	.450	942	2580	.365	1430	1828	.782	757	2519	3276	1814	1474	10	585	1080	386	8300	113.7

QUICK FACTS

- The Grizzlies posted a 34-39 record (.466), ninth in the Western Conference and third in the Southwest Division.
- After the NBA season went on hiatus in March due to the COVID-19 pandemic, the Grizzlies were one of 22 teams selected for a July restart at Walt Disney World in Orlando. Memphis eventually qualified for a play-in game against Portland to determine the eighth seed in the Western Conference Playoffs.
- Ja Morant** was named the NBA Rookie of the Year after leading all rookies in points, assists, double-doubles and triple-doubles.
- Brandon Clarke** set an NBA rookie record and single-season franchise record for field goal percentage (.618).
- Morant and Clarke were both named to the NBA All-Rookie First Team, the second time in franchise history that two teammates were selected to the First Team (Pau Gasol and Shane Battier in 2001-02).
- Morant and Clarke were joined by **Jaren Jackson Jr.** in representing the Grizzlies at the NBA Rising Stars as part of 2020 NBA All-Star Weekend in Chicago.
- Taylor Jenkins** helped the Grizzlies establish new franchise records for scoring and assists in his first season as an NBA head coach. Jenkins was named Western Conference Coach of the Month for January.

NBA STATISTICAL RANKINGS

Category	Memphis			Opponents			Category	Memphis			Opponents		
Points per game	112.6	14th		113.7	21st		Assists Per Game	26.92	2nd		24.85	18th	
Field Goal Pct.	.468	7th		.450	9th		Steals Per Game	7.89	12th		8.01	21st	
Free Throw Pct.	.763	19th		.782	21st		Turnovers Per Game	15.25	23rd		14.79	12th	
3-Pt. Field Goal Pct.	.347	23rd		.365	24th		Blocks Per Game	5.47	7th		5.29	22nd	
Offensive Rebounds Per Game	10.33	14th		10.36	19th		Personal Fouls Per Game	21.18	18th		20.19	20th	
Defensive Rebounds Per Game	36.21	5th		34.51	12th		Disqualifications	22	29th		10	T-13th	
Rebounds Per Game	46.53	5th		44.86	14th		Points Per Game Differential	-1.07	17th				

SEASON REVIEW



Date	Opponent	Mem	Opp	Hm	Rd	Tot	Atten	Grizzlies Top Scorer	Grizzlies Top Rebounder	Opponent Top Scorer		
Oct 23	@ Miami	L	101	120	0-0	0-1	0-1	19,600	Jackson Jr.	17 Anderson	8 Winslow	27
Oct 25	CHICAGO	L	102	110	0-1	0-1	0-2	17,794	Jackson Jr.	23 Valanciunas	11 LaVine	37
Oct 27	BROOKLYN	W (OT)	134	133	1-1	0-1	1-2	15,517	Morant	30 Valanciunas	10 Irving	37
Oct 29	@ LA Lakers	L	91	120	1-1	0-2	1-3	18,997	Morant	16 Valanciunas	11 Davis	40
Nov 2	PHOENIX	L	105	114	1-2	0-2	1-4	14,144	Morant	24 Clarke	11 Booker	21
Nov 4	HOUSTON	L	100	107	1-3	0-2	1-5	14,197	Morant	23 Valanciunas	10 Harden	44
Nov 6	MINNESOTA	W	137	121	2-3	0-2	2-5	13,503	Brooks	31 Valanciunas	14 Wiggins	30
Nov 8	@ Orlando	L	86	118	2-3	0-3	2-6	17,021	Valanciunas	15 Valanciunas	9 Vucevic	23
Nov 9	DALLAS	L	122	138	2-4	0-3	2-7	15,753	Jackson Jr.	23 Anderson/Brooks/Hill	5 Donic	24
Nov 11	@ San Antonio	W	113	109	2-4	1-3	3-7	18,627	Jackson Jr.	24 Valanciunas	12 Aldridge	19
Nov 13	@ Charlotte	W	119	117	2-4	2-3	4-7	13,155	Morant	23 Valanciunas	13 Rozier	33
Nov 15	UTAH	W	107	106	3-4	2-3	5-7	16,422	Morant	25 Crowder	10 Mitchell	29
Nov 17	DENVER	L	114	131	3-5	2-3	5-8	14,227	Jackson Jr.	22 Valanciunas	10 Murray	39
Nov 19	GOLDEN STATE	L	95	114	3-6	2-3	5-9	14,511	Morant	20 Crowder	11 Burks	29
Nov 23	LA LAKERS	L	108	109	3-7	2-3	5-10	17,794	Morant	26 Clarke	11 James	30
Nov 25	@ Indiana	L	114	126	3-7	2-4	5-11	15,141	Jackson Jr.	28 Valanciunas	11 Warren	26
Nov 27	LA CLIPPERS	L	119	121	3-8	2-4	5-12	16,721	Valanciunas	30 Valanciunas	16 Harrell/Williams	24
Nov 29	UTAH	L	94	103	3-9	2-4	5-13	16,605	Valanciunas	22 Valanciunas	17 Bogdanovic	33
Dec 1	@ Minnesota	W	115	107	3-9	3-4	6-13	12,276	Brooks	26 Caboclo	13 Towns	21
Dec 2	INDIANA	L	104	117	3-10	3-4	6-14	11,919	Jackson Jr.	31 Melton	9 Brogdon	19
Dec 4	@ Chicago	L	99	106	3-10	3-5	6-15	15,017	Valanciunas	32 Valanciunas	13 LaVine	25
Dec 7	@ Utah	L	112	126	3-10	3-6	6-16	18,306	Jackson Jr.	26 Valanciunas	6 Mitchell	22
Dec 9	@ Golden State	W	110	102	3-10	4-6	7-16	18,064	Morant	26 Valanciunas	10 Burks/Russell	18
Dec 11	@ Phoenix	W	115	108	3-10	5-6	8-16	12,254	Brooks	27 Valanciunas	9 Kaminsky	24
Dec 13	MILWAUKEE	L	114	127	3-11	5-6	8-17	16,109	Jackson Jr.	43 Crowder	11 Antetokounmpo	37
Dec 14	WASHINGTON	W	128	111	4-11	5-6	9-17	15,631	Brooks	27 Valanciunas	12 Beal	29
Dec 16	MIAMI	W	118	111	5-11	5-6	10-17	14,021	Valanciunas	21 Valanciunas	10 Butler	25
Dec 18	@ Oklahoma City	L	122	126	5-11	5-7	10-18	18,203	Clarke	27 Valanciunas	9 Schröder	31
Dec 20	@ Cleveland	L	107	114	5-11	5-8	10-19	19,432	Jackson Jr.	24 Valanciunas	14 Clarkson	33
Dec 21	SACRAMENTO	W	119	115	6-11	5-8	11-19	15,603	Jackson Jr.	18 Crowder	19 Barnes	25
Dec 23	SAN ANTONIO	L	115	145	6-12	5-8	11-20	16,776	Jackson Jr.	22 Valanciunas	12 Aldridge	40
Dec 26	@ Oklahoma City	W	110	97	6-12	6-8	12-20	18,203	Valanciunas	21 Crowder	10 Paul	23
Dec 28	@ Denver	L	110	119	6-12	6-9	12-21	19,697	Jackson Jr.	20 Valanciunas	10 Jokic	31
Dec 29	CHARLOTTE	W	117	104	7-12	6-9	13-21	16,842	Brooks	20 Jackson Jr.	12 Monk	18
Jan 2	@ Sacramento	L	123	128	7-12	6-10	13-22	17,351	Morant	23 Valanciunas	12 Fox	27
Jan 4	@ LA Clippers	W	140	114	7-12	7-10	14-22	19,068	Crowder	27 Valanciunas	12 Harrell	28
Jan 5	@ Phoenix	W	121	114	7-12	8-10	15-22	14,181	Valanciunas	30 Jackson Jr./Valanciunas	8 Booker	40
Jan 7	MINNESOTA	W	119	112	8-12	8-10	16-22	14,117	Brooks	28 Crowder	8 Culver	24
Jan 10	SAN ANTONIO	W	134	121	9-12	8-10	17-22	16,448	Jackson Jr.	24 Clarke/Valanciunas	9 DeRozan	36
Jan 12	GOLDEN STATE	W	122	102	10-12	8-10	18-22	16,408	Valanciunas	31 Valanciunas	19 Russell	34
Jan 14	HOUSTON	W	121	110	11-12	8-10	19-22	16,181	Morant	26 Clarke	7 Harden	41
Jan 17	CLEVELAND	W	113	109	12-12	8-10	20-22	17,102	Brooks	26 Valanciunas	18 Sexton	28
Jan 20	NEW ORLEANS	L	116	126	12-13	8-10	20-23	17,794	Brooks	31 Valanciunas	11 Holiday	36
Jan 22	@ Boston	L	95	119	12-13	8-11	20-24	19,156	Valanciunas	16 Valanciunas	13 Tatum	23
Jan 24	@ Detroit	W	125	112	12-13	9-11	21-24	14,583	Jackson Jr.	29 Clarke	11 Rose	22
Jan 26	PHOENIX	W	114	109	13-13	9-11	22-24	17,214	Morant	23 Anderson	12 Booker	36
Jan 28	DENVER	W	104	96	14-13	9-11	23-24	14,365	Brooks	24 Valanciunas	12 Jokic	25
Jan 29	@ New York	W	127	106	14-13	10-11	24-24	18,768	Brooks	27 Valanciunas	13 Morris Sr.	17
Jan 31	@ New Orleans	L	111	139	14-13	10-12	24-25	18,362	Valanciunas	18 Valanciunas	8 Williamson	24
Feb 3	DETROIT	W	96	82	15-13	10-12	25-25	14,597	Valanciunas	26 Valanciunas	17 Drummond	25
Feb 5	@ Dallas	W	121	107	15-13	11-12	26-25	20,069	Morant	21 Valanciunas	10 Porzingis	32
Feb 7	@ Philadelphia	L	107	119	15-13	11-13	26-26	20,779	Morant	15 Valanciunas	10 Korkmaz	34
Feb 9	@ Washington	W	106	99	15-13	12-13	27-26	17,251	Morant	27 Valanciunas	18 Beal	26
Feb 12	PORTLAND	W	111	104	16-13	12-13	28-26	16,889	Clarke	27 Valanciunas	18 McCollum	23
Feb 20	@ Sacramento	L	125	129	16-13	12-14	28-27	17,078	Melton	24 Clarke/Valanciunas	11 Barnes	32
Feb 21	@ LA Lakers	L	105	117	16-13	12-15	28-28	18,997	Jackson	20 Valanciunas	11 James	32
Feb 24	@ LA Clippers	L	97	124	16-13	12-16	28-29	19,068	Morant	16 Dieng	10 Leonard	25
Feb 26	@ Houston	L	112	140	16-13	12-17	28-30	18,055	Brooks	22 Valanciunas	10 Westbrook	38
Feb 28	SACRAMENTO	L	101	104	16-14	12-17	28-31	17,794	Brooks	32 Valanciunas	25 Fox	25
Feb 29	LA LAKERS	W	105	88	17-14	12-17	29-31	17,794	Morant	27 Valanciunas	19 James	19
Mar 2	@ Atlanta	W	127	88	17-14	13-17	30-31	16,207	Dieng	17 Valanciunas	15 Young	19
Mar 4	@ Brooklyn	W	118	79	17-14	14-17	31-31	16,941	Jackson	19 Valanciunas	16 Prince	15
Mar 6	@ Dallas	L	96	121	17-14	14-18	31-32	20,370	Jackson	16 Valanciunas	11 Porzingis	26
Mar 7	ATLANTA	W	118	101	18-14	14-18	32-32	17,117	Valanciunas	27 Valanciunas	17 Collins	27
Mar 10	ORLANDO	L	115	120	18-15	14-18	32-33	15,388	Valanciunas	27 Valanciunas	16 Ross	24
Jul 31	@ Portland	L (OT)	135	140	18-15	14-19	32-34	-	Jackson Jr.	33 Clarke	7 McCollum	33
Aug 2	SAN ANTONIO	L	106	108	18-16	14-19	32-35	-	Morant	25 Valanciunas	11 Murray	21
Aug 3	@ New Orleans	L	99	109	18-16	14-20	32-36	-	Jackson Jr.	22 Valanciunas	13 Ingram	24
Aug 5	@ Utah	L	115	124	18-16	14-21	32-37	-	Brooks	23 Valanciunas	14 Ingles	25
Aug 7	OKLAHOMA CITY	W	121	92	19-16	14-21	33-37	-	Brooks	22 Valanciunas	11 Paul	17
Aug 9	@ Toronto	L	99	108	19-16	14-22	33-38	-	Brooks	25 Valanciunas	10 Siakam	26
Aug 11	BOSTON	L	107	122	19-17	14-22	33-39	-	Morant	26 Valanciunas	10 Tatum	29
Aug 13	MILWAUKEE	W	119	106	20-17	14-22	34-39	-	Brooks	31 Valanciunas	19 B. Lopez	19

INTRO

PLAYERS

EXECUTIVE

BASKETBALL OPS

BUSINESS OPS

MEDIA

COMMUNITY

HISTORY

PLAYOFFS

REVIEW

OPPONENTS

NBA

FEDERATION

AT A GLANCE



SEASON REVIEW

2018-19 MEMPHIS GRIZZLIES (33-49)



Back Row, standing (L-R): Chad Forcier, J.J. Outlaw, Kevin Burleson, Greg Buckner, Yuta Watanabe, Chandler Parsons, Joakim Noah, Tyler Zeller, Jonas Valanciunas, Jaren Jackson Jr., Kyle Anderson, Bruno Caboclo, Ivan Rabb, Vitaly Potapenko, Nick Van Exel, Adam Mazarei

Front Row, sitting (L-R): Justin Holiday, Tyler Dorsey, Jevon Carter, Mike Conley, J.B. Bickerstaff, Delon Wright, Dillon Brooks, C.J. Miles, Julian Washburn

	--Field Goals--					--3-Point FG--				--Free Throws--				--Rebounds--									
Player	G	GS	Min	FG	FGA	Pct	FG	FGA	Pct	FT	FTA	Pct	Off	Def	Tot	Ass	PF	Dq	Stl	TO	Blk	Pts	Avg
Conley	70	70	2342	490	1120	.438	155	426	.364	343	406	.845	40	199	239	449	123	1	94	130	22	1478	21.1
Valanciunas	19	17	527	152	279	.545	5	18	.278	70	91	.769	52	151	203	41	64	0	6	51	30	379	19.9
Bradley	14	14	442	87	188	.463	28	73	.384	23	25	.920	8	36	44	56	34	0	14	28	0	225	16.1
Gasol	53	53	1788	303	663	.457	76	221	.344	152	201	.756	56	399	455	248	147	2	60	119	63	834	15.7
Jackson	58	56	1515	298	589	.506	51	142	.359	151	197	.766	73	199	272	64	220	6	52	98	82	798	13.8
Wright	26	11	802	115	265	.434	20	78	.256	66	89	.742	29	112	141	138	50	0	42	40	15	316	12.2
Zeller	4	1	82	16	28	.571	0	0	---	14	18	.778	9	9	18	3	16	1	1	4	3	46	11.5
Dorsey	21	11	447	75	175	.429	34	93	.366	22	35	.629	18	52	70	39	33	0	7	17	1	206	9.8
Green	41	4	900	151	312	.484	38	96	.396	63	80	.788	72	180	252	36	123	5	33	64	26	403	9.8
Holiday	44	39	1282	149	383	.389	65	195	.333	54	60	.900	27	127	154	61	85	0	54	57	15	417	9.5
Temple	49	49	1530	166	387	.429	74	210	.352	57	76	.750	18	134	152	69	134	1	50	54	25	463	9.4
Miles	13	0	294	42	105	.400	24	66	.364	13	14	.929	1	26	27	14	17	0	8	9	5	121	9.3
Caboclo	34	19	800	96	225	.427	48	130	.369	42	50	.840	42	116	158	50	81	0	14	38	33	282	8.3
Anderson	43	40	1281	150	276	.543	9	34	.265	37	64	.578	48	203	251	128	112	0	54	58	37	346	8.0
Mack	53	3	1204	161	389	.414	46	128	.359	53	75	.707	18	84	102	182	81	0	45	62	4	421	7.9
D. Brooks	18	0	330	49	122	.402	15	40	.375	22	30	.733	9	22	31	16	50	0	10	19	4	135	7.5
Parsons	25	3	496	68	182	.374	29	94	.309	22	25	.880	4	66	70	43	45	0	19	32	5	187	7.5
Noah	42	1	693	110	213	.516	0	1	.000	78	109	.716	58	180	238	89	96	1	20	50	31	298	7.1
M. Brooks	29	0	387	76	169	.450	15	54	.278	23	33	.697	12	33	45	25	33	0	9	21	4	190	6.6
Casspi	36	0	520	86	161	.534	15	43	.349	39	58	.672	17	98	115	26	35	0	20	23	9	226	6.3
Rabb	49	13	721	116	212	.547	3	15	.200	49	69	.710	70	136	206	54	90	0	17	35	14	284	5.8
Selden	32	0	455	65	161	.404	20	63	.317	22	29	.759	16	28	44	36	48	0	10	23	6	172	5.4
Carter	39	3	577	56	185	.303	34	102	.333	26	32	.813	14	52	66	69	55	0	26	33	11	172	4.4
Hannahs	2	0	26	3	12	.250	0	5	.000	2	2	1.000	0	1	1	5	1	0	1	1	0	8	4.0
Watanabe	15	0	174	15	51	.294	2	16	.125	7	10	.700	4	27	31	8	11	0	4	6	1	39	2.6
Washburn	18	3	254	16	48	.333	5	24	.208	3	4	.750	8	33	41	14	16	0	13	7	2	40	2.2
Harrison	1	0	5	1	2	.500	0	1	.000	0	0	---	0	0	0	0	1	0	0	0	0	2	2.0
Stephens	1	0	7	1	2	.500	0	0	---	0	0	---	0	0	0	0	0	0	1	1	0	2	2.0
GRIZZLIES	82	-	19880	3113	6924	.450	811	2368	.342	1453	1882	.772	723	2703	3426	1963	1801	17	684	1147	448	8490	103.5
OPPONENTS	82	-	19880	3083	6836	.451	951	2639	.360	1586	2023	.784	781	2883	3664	1920	1758	9	625	1249	402	8703	106.1

QUICK FACTS

- The Grizzlies finished with a 33-49 record (.402), tied for 12th in the Western Conference and tied for third in the Southwest Division.
- Jaren Jackson Jr.** was named to the NBA All-Rookie First Team and was selected to the MTN DEW ICE Rising Stars Challenge as part of 2019 NBA All-Star Weekend.
- Mike Conley** earned his first career Western Conference Player of the Week award (March 4-10) and reclaimed his spot as the franchise's all-time leading scorer on March 27 vs. Golden State. At the end of the season, Conley received the NBA Sportsmanship Award for the third time in his career, tying the NBA record, and was named the 2018-19 Twyman-Stokes Teammate of the Year.
- Jonas Valanciunas** averaged 19.9 points, 10.7 rebounds, 2.2 assists and 1.58 blocks in 19 appearances with the Grizzlies after coming to Memphis in a midseason trade with the Toronto Raptors.
- Memphis tied the franchise's own NBA single-season record with 28 different players appearing in a game (also 28 during 2015-16 season). The Grizzlies also established a new NBA record with 19 different leading scorers.

NBA STATISTICAL RANKINGS

Category	Memphis			Opponents			Category	Memphis			Opponents		
Points per game	103.5	30th		106.1	3rd		Assists Per Game	23.94	19th		23.41	6th	
Field Goal Pct.	.450	23rd		.451	7th		Steals Per Game	8.34	6th		7.62	18th	
Free Throw Pct.	.772	15th		.784	29th		Turnovers Per Game	13.99	15th		15.23	6th	
3-Pt. Field Goal Pct.	.342	25th		.360	21st		Blocks Per Game	5.46	T-4th		4.90	13th	
Offensive Rebounds Per Game	8.82	29th		9.52	5th		Personal Fouls Per Game	21.96	24th		21.44	T-22nd	
Defensive Rebounds Per Game	32.96	26th		35.16	17th		Disqualifications	15	27th		9	T-17th	
Rebounds Per Game	41.78	29th		44.68	12th		Points Per Game Differential	-2.60	24th				

SEASON REVIEW



Date	Opponent	Mem	Opp	Hm	Rd	Tot	Atten	Grizzlies Top Scorer	Grizzlies Top Rebounder	Opponent Top Scorer
Oct 17	@ Indiana	L	83	111	0-0	0-1	17,923	Gasol	13 Green	7 Bogdanovic
Oct 19	ATLANTA	W	131	117	1-0	0-1	17,019	Temple	30 Gasol, Jackson Jr.	7 Prince
Oct 22	@ Utah	W	92	84	1-0	1-1	18,306	Conley	23 Gasol	13 Crowder
Oct 24	@ Sacramento	L	92	97	1-0	1-2	14,198	Conley	27 Gasol	10 Hield
Oct 27	PHOENIX	W	117	96	2-0	1-2	15,926	Gasol	19 Gasol	8 Ayton
Oct 30	WASHINGTON	W	107	95	3-0	1-2	14,106	Temple	20 Anderson	11 Wall
Nov 2	@ Utah	W	110	100	3-0	2-2	18,306	Conley	28 Gasol	10 Rubio
Nov 4	@ Phoenix	L	100	102	3-0	2-3	13,074	Mack	21 Gasol	8 Booker
Nov 5	@ Golden State	L	101	117	3-0	2-4	15,956	D. Brooks	18 Gasol	10 Thompson
Nov 7	DENVER	W	89	87	4-0	2-4	15,832	Gasol, Jackson Jr.	20 Anderson	12 Harris
Nov 10	PHILADELPHIA	W (OT)	112	106	5-0	2-4	16,904	Gasol	32 Anderson	13 Redick
Nov 12	UTAH	L	88	96	5-1	2-4	13,477	Conley	24 Anderson	13 Ingles
Nov 14	@ Milwaukee	W	116	113	5-1	3-4	8-5	16,817	Anderson	8 Antetokounmpo
Nov 16	SACRAMENTO	W	112	104	6-1	3-4	9-5	13,811	Gasol Jr.	15 Fox
Nov 18	@ Minnesota	W	100	87	6-1	4-4	10-5	13,179	Gasol	13 Rose
Nov 19	DALLAS	W	98	88	7-1	4-4	11-5	15,997	Conley	15 Smith Jr.
Nov 21	@ San Antonio	W	104	103	7-1	5-4	12-5	18,354	Conley	30 Gasol
Nov 23	@ LA Clippers	L (OT)	107	112	7-1	5-5	12-6	15,418	Gasol	10 DeRozan
Nov 25	NEW YORK	L	98	103	7-2	5-5	12-7	14,331	Gasol	13 Harrell
Nov 27	TORONTO	L	114	122	7-3	5-5	12-8	14,187	Gasol	8 Hardaway Jr.
Nov 30	@ Brooklyn	W (OT)	131	125	7-3	6-5	13-8	12,983	Conley	7 Lowry
Dec 2	@ Philadelphia	L	95	103	7-3	6-6	13-9	20,334	Conley	27 Gasol
Dec 5	LA CLIPPERS	W	96	86	8-3	6-6	14-9	14,144	Conley	15 Russell
Dec 7	@ New Orleans	W	107	103	8-3	7-6	15-9	18,447	Green	8 Redick
Dec 8	LA LAKERS	L	88	111	8-4	7-6	15-10	17,794	Selden Jr.	11 Marjanovic
Dec 10	@ Denver	L	99	105	8-4	7-7	15-11	15,278	Conley	17 Randle
Dec 12	PORTLAND	W	92	83	9-4	7-7	16-11	13,576	Conley	8 James, Kuzma
Dec 14	MIAMI	L	97	100	9-5	7-7	16-12	16,313	Conley	19 Green
Dec 15	HOUSTON	L	97	105	9-6	7-7	16-13	16,777	Conley	10 Jokic
Dec 17	@ Golden State	L	93	110	9-6	7-8	16-14	19,596	Casspi	12 McCollum
Dec 19	@ Portland	L	92	99	9-6	7-9	16-15	19,412	Conley	7 Olynyk, Richardson
Dec 21	@ Sacramento	L	99	102	9-6	7-10	16-16	16,369	Conley	9 Harden
Dec 23	@ LA Lakers	W	107	99	9-6	8-10	17-16	18,997	Jackson Jr.	32 Durant
Dec 26	CLEVELAND	W	95	87	10-6	8-10	18-16	16,424	Gasol	10 Lillard
Dec 29	BOSTON	L	103	112	10-7	8-10	18-17	17,794	Conley	9 Hield
Dec 31	@ Houston	L	101	113	10-7	8-11	18-18	18,055	Anderson	9 James
Jan 2	DETROIT	L	94	101	10-8	8-11	18-19	14,109	Jackson Jr.	9 Clarkson
Jan 4	BROOKLYN	L	100	109	10-9	8-11	18-20	16,683	Conley	26 Irving
Jan 5	@ San Antonio	L	88	108	10-9	8-12	18-21	18,354	Conley	12 Harden
Jan 7	@ New Orleans	L	95	114	10-9	8-13	18-22	14,624	Conley	10 Griffin
Jan 9	SAN ANTONIO	W	96	86	11-9	8-13	19-22	13,944	Gasol	11 Russell
Jan 12	@ Miami	L	108	112	11-9	8-14	19-23	19,600	Conley	11 White
Jan 14	@ Houston	L	94	112	11-9	8-15	19-24	18,055	Conley, Temple	14 Davis
Jan 16	MILWAUKEE	L	101	111	11-10	8-15	19-25	14,921	Casspi	14 Belinelli, Forbes
Jan 18	@ Boston	L	116	122	11-10	8-16	19-26	18,624	Conley	12 Winslow
Jan 19	@ Toronto	L	90	119	11-10	8-17	19-27	19,800	Jackson Jr.	7 Harden
Jan 21	NEW ORLEANS	L	85	105	11-11	8-17	19-28	17,794	Gasol	8 Antetokounmpo
Jan 23	CHARLOTTE	L	107	118	11-12	8-17	19-29	12,863	Conley	11 Walker
Jan 25	SACRAMENTO	L	96	99	11-13	8-17	19-30	14,486	Casspi	17 Hield
Jan 26	INDIANA	W	106	103	12-13	8-17	20-30	15,980	Conley	22 Bogdanovic
Jan 28	DENVER	L	92	95	12-14	8-17	20-31	12,917	Gasol	9 Jokic
Jan 30	@ Minnesota	L (OT)	97	99	12-14	8-18	20-32	13,615	Conley	10 Bayless
Feb 1	@ Charlotte	L	92	100	12-14	8-19	20-33	15,387	Mack	11 Walker
Feb 3	@ New York	W	96	84	12-14	9-19	21-33	17,025	Conley	9 Knox
Feb 5	MINNESOTA	W	108	106	13-14	9-19	22-33	13,454	Conley	11 Towns
Feb 7	@ Oklahoma City	L	95	117	13-14	9-20	22-34	18,203	Jackson Jr.	9 George
Feb 9	NEW ORLEANS	W	99	90	14-14	9-20	23-34	16,841	Noah	14 Randle
Feb 12	SAN ANTONIO	L	107	108	14-15	9-20	23-35	13,788	Bradley	10 Aldridge, Mills
Feb 13	@ Chicago	L	110	122	14-15	9-21	23-36	19,114	Bradley	7 Porter Jr.
Feb 22	LA CLIPPERS	L	106	112	14-16	9-21	23-37	16,444	Conley	11 Harrell
Feb 23	@ Cleveland	L	107	112	14-16	9-22	23-38	19,432	Valanciunas	11 Lowe
Feb 25	LA LAKERS	W	110	105	15-16	9-22	24-38	17,794	Conley	13 Ingram
Feb 27	CHICAGO	L	107	109	15-17	9-22	24-39	13,171	Bradley	9 LaVine
Mar 2	@ Dallas	W	111	81	15-17	10-22	25-39	20,233	Valanciunas	11 Donic
Mar 3	@ Oklahoma City	L	95	99	15-17	10-23	25-40	18,203	Bradley	13 Westbrook
Mar 5	PORTLAND	W	120	111	16-17	10-23	26-40	13,801	Conley	10 McCollum
Mar 8	UTAH	W	114	110	17-17	10-23	27-40	15,407	Conley	8 Mitchell
Mar 10	ORLANDO	W	105	97	18-17	10-23	28-40	16,627	Conley	8 Vucevic
Mar 13	@ Atlanta	L	111	132	18-17	10-24	28-41	15,169	Miles	8 Collins
Mar 16	@ Washington	L	128	135	18-17	10-25	28-42	19,750	Conley	8 Beal
Mar 20	HOUSTON	W (OT)	126	125	19-17	10-25	29-42	16,691	Conley	15 Harden
Mar 22	@ Orlando	L (OT)	119	123	19-17	10-26	29-43	18,025	Dorsey	24 Ross
Mar 23	MINNESOTA	W	99	112	19-18	10-26	29-44	16,977	Conley	14 Towns
Mar 25	OKLAHOMA CITY	W	115	103	20-18	10-26	30-44	15,144	Caboclo	14 George
Mar 27	GOLDEN STATE	L	103	118	20-19	10-26	30-45	17,794	Valanciunas	13 Curry, Durant
Mar 30	@ Phoenix	W	120	115	20-19	11-26	31-45	16,647	Valanciunas	20 Booker
Mar 31	@ LA Clippers	L	96	113	20-19	11-27	31-46	16,740	Wright	8 Gallinari
Apr 3	@ Portland	L	89	116	20-19	11-28	31-47	19,608	Parsons	10 Kartier
Apr 5	@ Dallas	W	122	112	20-19	12-28	32-47	20,111	Wright	10 Lee
Apr 7	DALLAS	L (OT)	127	129	20-20	12-28	32-48	16,744	Holiday	17 Burke
Apr 9	@ Detroit	L	93	100	20-20	12-29	32-49	19,802	Caboclo, Wright	10 Smith
Apr 10	GOLDEN STATE	W	132	117	21-20	12-29	33-49	17,794	Carter	11 Durant

INTRO

PLAYERS

EXECUTIVE

BASKETBALL OPS

BUSINESS OPS

MEDIA

COMMUNITY

HISTORY

PLAYOFFS

REVIEW

OPPONENTS

NBA

FEDERATION

AT A GLANCE



SEASON REVIEW

2017-18 MEMPHIS GRIZZLIES (22-60)



Back Row, standing (L-R): J.J. Outlaw, Keith Smart, Bob Bender, JaMychal Green, Chandler Parsons, DeYonta Davis, Marc Gasol, Ivan Rabb, Brice Johnson, Jarell Martin, Greg Buckner, Nick Van Exel, Adam Mazarei, Joe Boylan, Joe Bynum
Front Row, sitting (L-R): Xavier Rathan-Mayes, Ben McLemore, Andrew Harrison, Mike Conley, J.B. Bickerstaff, Tyreke Evans, Dillon Brooks, Wayne Selden, Mario Chalmers

Player	--Field Goals--					--3-Point FG--			--Free Throws--			--Rebounds--										Pts	Avg
	G	GS	Min	FG	FGA	Pct	FG	FGA	Pct	FT	FTA	Pct	Off	Def	Tot	Ast	PF	Dq	Stl	TO	Blk		
Conley	69	68	2292	464	1010	.459	171	420	.407	316	368	.859	31	211	242	433	126	0	92	156	19	1415	20.5
M.Brooks	7	1	193	51	102	.500	19	32	.594	20	23	.870	8	13	21	25	6	0	11	16	3	141	20.1
Evans	52	32	1607	366	809	.452	114	286	.399	164	209	.785	44	221	265	269	96	0	57	117	17	1010	19.4
Gasol	73	73	2408	434	1033	.420	109	320	.341	281	337	.834	78	514	592	305	185	1	54	194	101	1258	17.2
Conley	12	12	373	64	168	.381	24	77	.312	53	66	.803	0	27	27	49	24	0	12	18	3	205	17.1
D.Brooks	82	74	2350	340	772	.440	94	264	.356	124	166	.747	49	208	257	135	233	3	73	124	17	898	11.0
Green	55	54	1542	223	488	.457	43	127	.339	80	111	.721	147	317	464	79	153	1	32	76	25	569	10.3
Harrison	56	46	1326	181	429	.422	47	142	.331	124	159	.780	23	108	131	177	138	3	38	81	26	533	9.5
Selden	35	9	691	116	269	.431	49	122	.402	44	59	.746	16	40	56	66	59	0	18	54	5	325	9.3
Parsons	36	8	691	108	234	.462	51	121	.421	17	27	.630	14	76	90	69	53	0	18	35	11	284	7.9
Martin	73	36	1661	221	496	.446	34	98	.347	89	116	.767	97	221	318	73	211	2	39	86	49	565	7.7
Chalmers	66	10	1421	168	443	.379	53	191	.277	118	138	.855	13	144	157	197	179	2	79	117	14	507	7.7
McLemore	56	17	1091	157	373	.421	55	159	.346	53	64	.828	34	105	139	51	139	1	38	61	15	422	7.5
Ennis	45	14	1053	108	222	.486	30	84	.357	64	73	.877	53	104	157	49	81	1	32	38	12	310	6.9
Simmons	32	12	643	80	189	.423	11	39	.282	25	25	1.000	14	36	50	68	61	1	18	44	5	196	6.1
Davis	62	6	943	161	265	.608	0	0	---	38	57	.667	75	175	250	40	125	0	15	32	39	360	5.8
Rathan-Mayes	5	0	118	12	42	.286	1	14	.071	4	9	.444	0	5	5	18	18	0	6	11	3	29	5.8
Rabb	36	5	516	86	152	.566	0	0	---	29	36	.806	53	105	158	32	55	0	12	35	13	201	5.6
O.Johnson	4	0	75	9	21	.429	4	12	.333	0	0	---	4	7	11	7	6	0	2	3	0	22	5.5
Henry	20	0	378	41	109	.376	19	58	.328	6	10	.600	10	28	38	22	28	0	31	19	6	107	5.4
Wright	27	1	366	57	99	.576	0	0	---	21	33	.636	32	61	93	13	29	0	13	8	25	135	5.0
Teague	3	0	74	4	16	.250	1	4	.250	2	5	.400	1	5	6	13	5	0	4	3	0	11	3.7
Weber (TOT)	18	0	237	19	43	.442	4	11	.364	8	10	.800	8	27	35	22	28	0	18	15	5	50	2.8
Weber (MEM)	5	0	119	10	21	.476	0	2	.000	4	6	.667	5	12	17	9	10	0	8	8	2	24	4.8
B.Johnson (TOT)	18	0	98	20	42	.476	0	1	.000	3	5	.600	9	22	31	2	13	0	9	5	6	43	2.4
B.Johnson (MEM)	9	0	60	13	31	.419	0	0	---	1	3	.333	7	11	18	1	6	0	3	1	4	27	3.0
Hunter	4	0	7	3	5	.600	0	0	---	0	0	---	2	1	3	0	0	0	0	1	1	6	1.5
GRIZZLIES	82	-	19705	3013	6788	.444	758	2152	.352	1361	1732	.786	779	2544	3323	1767	1900	15	613	1227	396	8145	99.3
OPPONENTS	82	-	19705	3046	6587	.462	874	2377	.368	1688	2196	.769	782	2703	3485	1816	1674	4	662	1211	421	8654	105.5

QUICK FACTS

- The Grizzlies' franchise-record streak of seven straight playoff appearances, which was tied for the third-longest active streak in the NBA entering the season, came to an end.
- J.B. Bickerstaff was named interim head coach on Nov. 27, replacing David Fizdale. Bickerstaff served in this role for the final 63 games of the season before he was named head coach on April 30, 2018.
- Marc Gasol was one of two NBA players (Giannis Antetokounmpo) to lead his team in points, rebounds, assists and blocks. Gasol also became the franchise's all-time leader for field goals made (Nov. 29), points scored (Dec. 30) and minutes played (Jan. 29).
- Dillon Brooks was the only NBA rookie to play in all 82 regular season games and was the only second round draft pick to participate in the 2018 Rising Stars Challenge as part of NBA All-Star Weekend.
- Mike Conley missed a total of 70 games, including the final 69 contests, with a left heel injury.
- The team set a single-season franchise record for free throw percentage (.786).

NBA STATISTICAL RANKINGS

Category	Memphis	Opponents	Category	Memphis	Opponents
Points per game	99.3	29th	Assists Per Game	21.55	26th
Field Goal Pct.	.444	27th	Steals Per Game	7.48	22nd
Free Throw Pct.	.786	6th	Turnovers Per Game	14.96	23rd
3-Pt. Field Goal Pct.	.352	25th	Blocks Per Game	4.83	14th
Offensive Rebounds Per Game	9.50	18th	Personal Fouls Per Game	23.17	30th
Defensive Rebounds Per Game	31.02	30th	Disqualifications	15	29th
Rebounds Per Game	40.52	29th	Points Per Game Differential	-6.21	27th

SEASON REVIEW



Date	Opponent	Mem	Opp	Hm	Rd	Tot	Atten	Grizzlies Top Scorer	Grizzlies Top Rebounder	Opponent Top Scorer			
Oct 18	NEW ORLEANS	W	103	91	1-0	0-0	17,794	Conley	27	Gasol	11 Davis	33	
Oct 21	GOLDEN STATE	W	111	101	2-0	0-0	2-0	17,794	Gasol	24	Gasol	14 Curry	37
Oct 23	@ Houston	W	98	90	2-0	1-0	3-0	17,129	Gasol	26	Ennis III	11 Gordon	20
Oct 25	@ Dallas	L	94	103	2-0	1-1	3-1	19,674	Gasol	26	Gasol	11 Smith Jr.	19
Oct 26	DALLAS	W	96	91	3-0	1-1	4-1	15,839	Gasol	25	Gasol	13 Gasol	25
Oct 28	HOUSTON	W	103	89	4-0	1-1	5-1	17,033	Parsons	24	Ennis III, Evans	7 Anderson	22
Oct 30	CHARLOTTE	L	99	104	4-1	1-1	5-2	15,771	Evans	19	Evans	10 Walker	27
Nov 1	ORLANDO	L	99	101	4-2	1-1	5-3	15,434	Evans	32	Gasol	9 Fournier	22
Nov 4	@ LA Clippers	W	113	104	4-2	2-1	6-3	14,777	Conley	22	Wright	9 Griffin	30
Nov 5	@ LA Lakers	L	102	107	4-2	2-2	6-4	18,997	Evans	26	Gasol	10 Lopez	21
Nov 7	@ Portland	W	98	97	4-2	3-2	7-4	18,692	Evans	21	Brooks, Martin	7 McCollum	36
Nov 11	@ Houston	L	96	111	4-2	3-3	7-5	18,055	Evans	22	Gasol	9 Harden	38
Nov 13	@ Milwaukee	L	103	110	4-2	3-4	7-6	13,244	Evans	27	Gasol	10 Antetokounmpo	27
Nov 15	INDIANA	L	113	116	4-3	3-4	7-7	16,033	Gasol	35	Gasol	13 Collison	30
Nov 18	HOUSTON	L	83	105	4-4	3-4	7-8	17,266	Parsons	17	Gasol	9 Harden	29
Nov 20	PORTLAND	L	92	100	4-5	3-4	7-9	15,785	Chalmers	21	Gasol	12 McCollum	24
Nov 22	DALLAS	L	94	95	4-6	3-4	7-10	16,101	Evans	18	Gasol	10 Barnes	22
Nov 24	@ Denver	L	92	104	4-6	3-5	7-11	16,736	Green	21	Gasol	6 Jokic	28
Nov 26	BROOKLYN	L	88	98	4-7	3-5	7-12	14,889	Evans, Gasol	18	Green	7 Carroll	24
Nov 29	@ San Antonio	L	95	104	4-7	3-6	7-13	18,013	Evans	22	Green	8 Aldridge	41
Dec 1	SAN ANTONIO	L	79	95	4-8	3-6	7-14	16,413	Gasol	16	Gasol	13 Aldridge	22
Dec 2	@ Cleveland	L	111	116	4-8	3-7	7-15	20,562	Evans	31	Evans, Green	7 James	34
Dec 4	MINNESOTA	W	95	92	5-8	3-7	8-15	14,012	Gasol	21	Green	9 Butler	30
Dec 6	@ New York	L	88	99	5-8	3-8	8-16	19,812	Gasol	17	Gasol	8 Lee	24
Dec 8	TORONTO	L	107	116	5-9	3-8	8-17	15,417	Evans	27	Gasol	7 DeRozan	26
Dec 9	OKLAHOMA CITY	L	101	102 (OT)	5-10	3-8	8-18	17,794	Evans	29	Evans	13 Adams, Anthony	21
Dec 11	MIAMI	L	82	107	5-11	3-8	8-19	14,857	Gasol	19	Davis	7 Dragic	19
Dec 13	@ Washington	L	87	93	5-11	3-9	8-20	15,297	Harrison	20	Green	15 Beal	18
Dec 15	ATLANTA	W	96	94	6-11	3-9	9-20	15,803	Evans	22	Green	12 Bazemore	19
Dec 16	BOSTON	L	93	102	6-12	3-9	9-21	17,794	Gasol	30	Gasol	10 Irving	20
Dec 20	@ Golden State	L	84	97	6-12	3-10	9-22	19,596	Gasol	21	Gasol	9 Thompson	29
Dec 21	@ Phoenix	L	95	97	6-12	3-11	9-23	16,339	Evans	23	Gasol	11 Warren	27
Dec 23	LA CLIPPERS	W	115	112	7-12	3-11	10-23	16,844	Evans	30	Gasol	15 Rivers	38
Dec 26	@ Phoenix	L	97	99	7-12	3-12	10-24	17,105	Evans	22	Gasol, Martin	6 Booker	32
Dec 27	@ LA Lakers	W	109	99	7-12	4-12	11-24	18,997	Evans	32	Gasol	9 Ingram	23
Dec 30	@ Golden State	L	128	141	7-12	4-13	11-25	19,596	Gasol	27	Green	8 Curry	38
Dec 31	@ Sacramento	W	114	96	7-12	5-13	12-25	17,583	Evans	26	Davis	9 Cauley-Stein	21
Jan 2	@ LA Clippers	L	105	113	7-12	5-14	12-26	15,711	Evans	18	Gasol, Green, Martin	6 L. Williams	33
Jan 5	WASHINGTON	L	100	102	7-13	5-14	12-27	19,688	Evans	26	Gasol	11 Beal	34
Jan 10	NEW ORLEANS	W	105	102	8-13	5-14	13-27	14,312	Evans	28	Green	14 Cousins	29
Jan 12	@ Denver	L	78	87	8-13	5-15	13-28	15,607	Gasol	22	Gasol	11 Barton	17
Jan 15	LA LAKERS	W	123	114	9-13	5-15	14-28	17,794	D. Brooks	19	Evans, Green	9 Caldwell-Pope	27
Jan 17	NEW YORK	W	105	99	10-13	5-15	15-28	12,885	Evans	23	Green	13 Porzingis	21
Jan 19	SACRAMENTO	W	106	88	11-13	5-15	16-28	16,831	D. Brooks	22	Green	10 Fox	16
Jan 20	@ New Orleans	L	104	111	11-13	5-16	16-29	18,212	Selden	31	Green	16 Holiday	27
Jan 22	PHILADELPHIA	W	105	101	12-13	5-16	17-29	14,288	Gasol	19	Martin	8 Saric	22
Jan 24	SAN ANTONIO	L	85	108	12-14	5-16	17-30	15,812	Gasol	18	D. Brooks, Gasol	7 Mills	15
Jan 26	LA CLIPPERS	L	100	109	12-15	5-16	17-31	16,369	Chalmers, Martin	17	Gasol	12 L. Williams	40
Jan 29	PHOENIX	W	120	109	13-15	5-16	18-31	13,202	Evans	27	Gasol	10 Warren	24
Jan 31	@ Indiana	L	101	105	13-15	5-17	18-32	15,093	Selden	24	Gasol	9 Bogdanovic	21
Feb 1	@ Detroit	L	102	104	13-15	5-18	18-33	17,481	Gasol	19	Gasol	14 Griffin	24
Feb 4	@ Toronto	L	86	101	13-15	5-19	18-34	19,800	Gasol	20	Selden	7 Wright	15
Feb 6	@ Atlanta	L	82	108	13-15	5-20	18-35	11,866	Chalmers	13	Rabb	11 Schroder	22
Feb 7	UTAH	L	88	92	13-16	5-20	18-36	13,187	Harrison	23	Green	7 Rubio	29
Feb 11	@ Oklahoma City	L	92	110	13-16	5-21	18-37	18,203	Gasol	18	Green	12 George	33
Feb 14	OKLAHOMA CITY	L	114	121	13-17	5-21	18-38	16,012	Harrison	28	Evans	9 George	28
Feb 23	CLEVELAND	L	89	112	13-18	5-21	18-39	18,119	Evans, Green	15	Green	10 Hill, James	16
Feb 24	@ Miami	L	89	115	13-18	5-22	18-40	19,600	Harrison	17	Green	11 T. Johnson	23
Feb 26	@ Boston	L	98	109	13-18	5-23	18-41	18,624	Green	21	Green	11 Irving	25
Feb 28	PHOENIX	L	102	110	13-19	5-23	18-42	13,484	Gasol	22	Gasol	13 Booker	34
Mar 2	DENVER	L	102	108	13-20	5-23	18-43	16,421	Gasol	22	Gasol	9 G. Harris	26
Mar 3	@ Orlando	L	100	107	13-20	5-24	18-44	17,875	McLemore	20	Green	13 Fournier, Vucevic	19
Mar 5	@ San Antonio	L	98	100	13-20	5-25	18-45	18,418	Gasol	23	Green	15 Parker	23
Mar 7	@ Chicago	L	110	119	13-20	5-26	18-46	20,210	D. Brooks	29	Green	8 Markkanen	22
Mar 9	UTAH	L	78	95	13-21	5-26	18-47	15,622	D. Brooks	18	Gasol	11 Crowder	22
Mar 10	@ Dallas	L	80	114	13-21	5-27	18-48	19,579	D. Brooks	17	Green	10 Barnes	25
Mar 12	MILWAUKEE	L	103	121	13-22	5-27	18-49	14,112	Gasol	17	Davis, Gasol, Green	7 Middleton	24
Mar 15	CHICAGO	L	110	111	13-23	5-27	18-50	16,511	Evans	25	Gasol, Green	10 LaVine	20
Mar 17	DENVER	W	101	94	14-23	5-27	19-50	16,501	D. Brooks	24	Martin	13 Jokic	17
Mar 19	@ Brooklyn	L	115	118	14-23	5-28	19-51	12,856	Harrison	19	Green	16 Crabbe, LeVert	22
Mar 21	@ Philadelphia	L	105	119	14-23	5-29	19-52	10,411	Selden	18	Davis	11 Bellinelli, Covington, Redick, Saric	15
Mar 22	@ Charlotte	L	79	140	14-23	5-30	19-53	15,033	Selden	18	Martin	8 Walker	46
Mar 24	LA LAKERS	L	93	100	14-24	5-30	19-54	18,119	Harrison	20	Green	16 Kuzma	25
Mar 26	@ Minnesota	W	101	93	14-24	6-30	20-54	16,290	Selden	23	Green	11 Teague	25
Mar 28	PORTLAND	W	108	103	15-24	6-30	21-54	16,050	M. Brooks	21	Martin	14 McCollum	42
Mar 30	@ Utah	L	97	107	15-24	6-31	21-55	18,306	Gasol	28	Green	6 Mitchell	22
Apr 1	@ Portland	L	98	113	15-24	6-32	21-56	19,545	D. Brooks	28	Rabb	13 Lillard	27
Apr 4	@ New Orleans	L	95	123	15-24	6-33	21-57	16,521	M. Brooks	25	Rabb	7 Moore	30
Apr 6	SACRAMENTO	L	93	94	15-25	6-33	21-58	16,527	M. Brooks	23	Rabb	11 Cauley-Stein	18
Apr 8	DETROIT	W	130	117	16-25	6-33	22-58	16,044	M. Brooks	25	Gasol	9 Tolliver	19
Apr 9	@ Minnesota	L	94	113	16-25	6-34	22-59	17,641	McLemore	18	Rabb	8 Teague, Towns	24
Apr 11	@ Oklahoma City	L	123	137	16-25	6-35	22-60	18,203	D. Brooks	36	Rabb	13 George	40

INTRO

PLAYERS

EXECUTIVE

BASKETBALL

OPS

BUSINESS

MEDIA

COMMUNITY

HISTORY

PLAYOFFS

REVIEW

OPPONENTS

NBA

FEDERATION

AT A GLANCE



SEASON REVIEW

2016-17 MEMPHIS GRIZZLIES (43-39)



Back Row, standing (L-R): Keith Smart, Bob Bender, James Ennis III, Zach Randolph, Brandon Wright, Marc Gasol, Deyonta Davis, JaMychal Green, Jarell Martin, J.B. Bickerstaff, Nick Van Exel, Adam Mazarei **Front Row, sitting (L-R):** Andrew Harrison, Troy Daniels, Mike Conley, David Fizdale, Wade Baldwin, Tony Allen, Wayne Selden **Missing from picture:** Vince Carter, Chandler Parsons

	--Field Goals--					--3-Point FG--			--Free Throws--			--Rebounds--											
Player	G	GS	Min	FG	FGA	Pct	FG	FGA	Pct	FT	FTA	Pct	Off	Def	Tot	Ast	PF	Dq	Stl	TO	Blk	Pts	Avg
Conley	69	68	2292	464	1010	.459	171	420	.407	316	368	.859	31	211	242	433	126	0	92	156	19	1415	20.5
Gasol	74	74	2531	532	1160	.459	104	268	.388	278	332	.837	60	403	463	338	171	1	67	166	99	1446	19.5
Randolph	73	5	1786	433	964	.449	21	94	.223	141	193	.731	182	416	598	122	136	1	38	99	10	1028	14.1
Allen	71	66	1914	274	595	.461	15	54	.278	80	130	.615	166	225	391	98	178	2	115	100	29	643	9.1
Green	77	75	2101	250	499	.501	55	144	.382	134	167	.802	167	377	544	84	248	4	47	94	34	689	8.9
Daniels	67	3	1183	185	495	.374	138	355	.389	43	54	.796	22	78	100	46	90	1	20	45	4	551	8.2
Carter	73	15	1800	193	490	.394	112	296	.378	88	115	.765	36	191	227	133	163	1	60	50	36	586	8.0
Wright	28	5	447	83	135	.615	0	1	.000	23	35	.657	31	47	78	15	42	0	11	10	20	189	6.8
Ennis	64	28	1501	146	321	.455	51	137	.372	86	110	.782	69	190	259	64	165	2	46	59	19	429	6.7
Parsons	34	34	675	75	222	.338	25	93	.269	35	43	.814	6	78	84	55	52	0	20	24	5	210	6.2
Harrison	72	18	1474	117	360	.325	43	156	.276	148	194	.763	23	113	136	198	194	2	53	85	21	425	5.9
Williams	24	13	418	51	123	.415	10	41	.244	15	25	.600	6	39	45	19	42	0	24	26	9	127	5.3
Selden	11	2	189	20	50	.400	3	21	.143	12	18	.667	1	10	11	12	12	0	4	9	1	55	5.0
Douglas	24	0	394	43	117	.368	7	42	.167	24	29	.828	13	48	61	56	50	0	18	21	5	117	4.9
Martin	42	3	558	58	151	.384	9	25	.360	40	50	.800	42	120	162	8	91	1	17	28	9	165	3.9
Baldwin	33	1	405	36	115	.313	3	22	.136	31	37	.838	11	35	46	61	40	0	18	39	7	106	3.2
Davis	36	0	238	24	47	.511	0	0	---	10	18	.556	20	40	60	2	40	0	3	8	17	58	1.6
GRIZZLIES	82	-	19905	2864	6854	.435	767	2169	.354	1504	1918	.784	886	2621	3507	1744	1840	15	653	1059	344	8239	100.5
OPPONENTS	82	-	19905	2864	6465	.443	813	2299	.354	1658	2202	.753	761	2692	3453	1645	1708	10	574	1171	410	8199	100.0

QUICK FACTS

- Under first year head coach **David Fizdale**, the Grizzlies recorded their seventh straight winning season and playoff berth, marking the third longest active streaks in the NBA.
- For the second straight season, the Grizzlies faced the San Antonio Spurs in the first round, this time taking the Spurs to six games.
- Memphis shattered the single-season franchise record for three-pointers made (767) (prev. 620 in 2007-08).
- Mike Conley** averaged career highs in points per game (20.5), rebounds per game (3.5), field goal percentage (.459), three-pointers made per game (2.5), three-point percentage (.407), true shooting percentage (.604), usage rate (26.4) and PER (23.0). Conley Passed Pau Gasol (8,966) to become the team's all-time leader for points scored on Dec. 16 vs. Sacramento.
- Marc Gasol** earned his third All-Star appearance after averaging a career-high 19.5 points per game. Gasol also made 104 three-pointers on 38.8 percent shooting after making just 12 three-pointers on 18.2 percent shooting over his previous eight seasons.
- Zach Randolph** led all NBA reserves in double-doubles (19) and rebounds per game (8.2) off the bench. He also tied for the reserve lead in field goals per game (5.9), ranked second in offensive rebounds (2.5) and seventh in scoring (14.0).
- Vince Carter** turned 40 years old on Jan. 26 and became the sixth player in NBA history to score 20-or-more points after turning 40. Carter accomplished many other milestones, including climbing to 22nd all-time in points scored (24,555) and becoming the fifth player in NBA history to make 2,000 career three-point field goals.

NBA STATISTICAL RANKINGS

Category	Memphis		Opponents		Category	Memphis		Opponents	
Points per game	100.5	29th	100.0	3rd	Assists Per Game	21.27	21st	20.06	3rd
Field Goal Pct.	.435	30th	.443	3rd	Steals Per Game	7.96	13th	7.00	6th
Free Throw Pct.	.784	13th	.753	2nd	Turnovers Per Game	12.91	6th	14.28	13th
3-Pt. Field Goal Pct.	.354	17th	.354	11th	Blocks Per Game	4.20	22nd	5.00	18th
Offensive Rebounds Per Game	10.80	10th	9.28	6th	Personal Fouls Per Game	22.44	29th	20.83	4th
Defensive Rebounds Per Game	31.96	27th	32.83	11th	Disqualifications	15	T-28th	10	T-6th
Rebounds Per Game	42.77	24th	42.11	7th	Points Per Game Differential	+0.50	13th		

SEASON REVIEW



Date	Opponent	Mem	Opp	Hm	Rd	Tot	Atten	Grizzlies Top Scorer	Grizzlies Top Rebounder	Opponent Top Scorer
Oct 26	MINNESOTA	W	102	98	1-0	0-0	18,119	Conley	24	Wiggins
Oct 29	at New York	L	104	111	1-0	0-1	1-1	19,812	Gasol	9 Porzingis
Oct 30	WASHINGTON	W	112	103(OT)	2-0	0-1	2-1	15,543	Conley	20 Ennis III
Nov 1	at Minnesota	L	80	116	2-0	0-2	2-2	14,774	Davis	17 Davis
Nov 2	NEW ORLEANS	W	89	83(OT)	3-0	0-2	3-2	15,881	Green	21 Gasol, Randolph
Nov 4	LA CLIPPERS	L	88	99	3-1	0-2	3-3	17,115	Conley	30 Ennis III
Nov 6	PORTLAND	L	94	100	3-2	0-2	3-4	16,233	Gasol	21 Allen, Randolph
Nov 8	DENVER	W	108	107	4-2	0-2	4-4	15,109	Carter	20 Randolph
Nov 12	at Milwaukee	L	96	106	4-2	0-3	4-5	14,327	Gasol	18 Randolph
Nov 14	at Utah	W	102	96	4-2	1-3	5-5	18,176	Conley	22 Randolph
Nov 16	at LA Clippers	W	111	107	4-2	2-3	6-5	19,060	Gasol	30 Green
Nov 18	at Dallas	W	80	64	4-2	3-3	7-5	19,715	Parsons	12 Green
Nov 19	MINNESOTA	W	93	71	5-2	3-3	8-5	17,112	Green	19 Green
Nov 21	at Charlotte	W	105	90	5-2	4-3	9-5	14,181	Conley	31 Gasol, Green, Randolph
Nov 23	at Philadelphia	W	104	99(2OT)	5-2	5-3	10-5	15,880	Gasol	27 Green
Nov 25	MIAMI	L	81	90	5-3	5-3	10-6	17,222	Conley	16 Martin
Nov 26	at Miami	W	110	107	5-3	6-3	11-6	19,600	Gasol	28 Allen
Nov 28	CHARLOTTE	L	85	104	5-4	6-3	11-7	13,143	Gasol	19 Martin
Nov 30	at Toronto	L	105	120	5-4	6-4	11-8	19,800	Harrison	21 Gasol
Dec 1	ORLANDO	W	95	94	6-4	6-4	12-8	13,344	Gasol	25 Martin
Dec 3	LA LAKERS	W	103	100	7-4	6-4	13-8	17,017	Daniels	31 Green
Dec 5	at New Orleans	W	110	108(2OT)	7-4	7-4	14-8	13,795	Daniels	29 Green
Dec 6	PHILADELPHIA	W	96	91	8-4	7-4	15-8	13,521	Gasol	26 Randolph
Dec 8	PORTLAND	W	88	86	9-4	7-4	16-8	14,317	Gasol	36 Green
Dec 10	GOLDEN STATE	W	110	89	10-4	7-4	17-8	18,119	Allen, Gasol	19 Green
Dec 13	at Cleveland	L	86	103	10-4	7-5	17-9	20,562	Randolph	18 Martin
Dec 14	CLEVELAND	W	93	85	11-4	7-5	18-9	17,449	Daniels	20 Gasol
Dec 16	SACRAMENTO	L	92	96	11-5	7-5	18-10	15,987	Gasol	20 Allen, Randolph
Dec 18	UTAH	L	73	82	11-6	7-5	18-11	18,562	Conley	14 Green
Dec 20	BOSTON	L	109	112(OT)	11-7	7-5	18-12	16,519	Daniels, Gasol	24 Green
Dec 21	at Detroit	W	98	86	11-7	8-5	19-12	16,033	Gasol	38 Green
Dec 23	HOUSTON	W	115	109	12-7	8-5	20-12	17,454	Conley	24 Gasol, Green, Randolph
Dec 26	at Orlando	L	102	112	12-7	8-6	20-13	17,104	Conley	17 Martin
Dec 27	at Boston	L	103	113	12-7	8-7	20-14	18,624	Gasol	26 Randolph
Dec 29	OKLAHOMA CITY	W	114	80	13-7	8-7	21-14	18,119	Gasol	25 Allen
Dec 31	at Sacramento	W	112	98	13-7	9-7	22-14	17,608	Conley	22 Conley
Jan 3	at LA Lakers	L	102	118	13-7	9-8	22-15	18,997	Gasol	22 Randolph
Jan 4	at LA Clippers	L	106	115	13-7	9-9	22-16	19,060	Gasol	23 Conley, Randolph
Jan 6	at Golden State	W	128	119(OT)	13-7	10-9	23-16	19,596	Conley, Randolph	27 Allen
Jan 8	UTAH	W	88	79	14-7	10-9	24-16	16,112	Conley	19 Randolph
Jan 11	at Oklahoma City	L	95	103	14-7	10-10	24-17	18,203	Conley	22 Green
Jan 13	at Houston	W	110	105	14-7	11-10	25-17	18,055	Allen	22 Randolph
Jan 15	CHICAGO	L	104	108	14-8	11-10	25-18	18,119	Conley	28 Randolph
Jan 18	at Washington	L	101	104	14-8	11-11	25-19	15,079	Gasol	28 Green
Jan 20	SACRAMENTO	W	107	91	15-8	11-11	26-19	16,991	Gasol	28 Allen, Randolph
Jan 21	HOUSTON	L	95	119	15-9	11-11	26-20	18,119	Gasol	32 Green
Jan 25	TORONTO	W	101	99	16-9	11-11	27-20	15,904	Gasol	42 Allen
Jan 27	at Portland	L	109	112	16-9	11-12	27-21	19,558	Gasol	32 Randolph
Jan 28	at Utah	W	102	95	16-9	12-12	28-21	19,911	Randolph	28 Randolph
Jan 30	at Phoenix	W	115	96	16-9	13-12	29-21	16,332	Conley	38 Green
Feb 1	at Denver	W	119	99	16-9	14-12	30-21	22,020	Gasol	24 Green
Feb 3	at Oklahoma City	L	102	114	16-9	14-13	30-22	18,203	Gasol	31 Randolph
Feb 4	at Minnesota	W	107	99	16-9	15-13	31-22	15,061	Green	29 Randolph
Feb 6	SAN ANTONIO	W	89	74	17-9	15-13	32-22	16,708	Gasol, Randolph	15 Gasol
Feb 8	PHOENIX	W	110	91	18-9	15-13	33-22	16,044	Conley	23 Green
Feb 10	GOLDEN STATE	L	107	122	18-10	15-13	33-23	18,119	Conley	20 Randolph
Feb 13	at Brooklyn	W	112	103	18-10	16-13	34-23	13,597	Gasol	32 Gasol
Feb 15	NEW ORLEANS	L	91	95	18-11	16-13	34-24	16,145	Conley	17 Gasol
Feb 24	at Indiana	L	92	102	18-11	16-14	34-25	17,923	Daniels	13 Randolph
Feb 26	at Denver	W	105	98	18-11	17-14	35-25	18,024	Conley	31 Randolph
Feb 28	PHOENIX	W	130	112	19-11	17-14	36-25	15,871	Conley	29 Randolph
Mar 3	at Dallas	L	100	104	19-11	17-15	36-26	19,480	Conley	30 Randolph
Mar 4	at Houston	L	108	123	19-11	17-16	36-27	18,055	Conley	23 Green
Mar 6	BROOKLYN	L	109	122	19-12	17-16	36-28	15,505	Conley	32 Green
Mar 9	LA CLIPPERS	L	98	114	19-13	17-16	36-29	16,642	Gasol	20 Randolph
Mar 11	ATLANTA	L	90	107	19-14	17-16	36-30	17,523	Green	20 Green
Mar 13	MILWAUKEE	W	113	93	20-14	17-16	37-30	16,770	Carter	24 Gasol, Randolph
Mar 15	at Chicago	W	98	91	20-14	18-16	38-30	21,583	Conley, Gasol	27 Conley, Randolph
Mar 16	at Atlanta	W	103	91	20-14	19-16	39-30	17,063	Conley	22 Green
Mar 18	SAN ANTONIO	W	104	96	21-14	19-16	40-30	18,119	Conley	19 Allen, Conley, Randolph
Mar 21	at New Orleans	L	82	95	21-14	19-17	40-31	15,973	Conley	16 Randolph
Mar 23	at San Antonio	L	90	97	21-14	19-18	40-32	18,418	Conley	22 Gasol
Mar 26	at Golden State	L	94	106	21-14	19-19	40-33	19,596	Conley	29 Ennis III, Green
Mar 27	at Sacramento	L	90	91	21-14	19-20	40-34	17,608	Conley	22 Randolph
Mar 29	INDIANA	W	110	97	22-14	19-20	41-34	16,367	Conley	36 Ennis III
Mar 31	DALLAS	W	99	90	23-14	19-20	42-34	17,317	Conley	28 Randolph
Apr 2	at LA Lakers	L	103	108	23-14	19-21	42-35	18,997	Conley, Daniels	20 Allen
Apr 4	at San Antonio	L	89	95(OT)	23-14	19-22	42-36	18,418	Conley	19 Randolph
Apr 5	OKLAHOMA CITY	L	100	103	23-15	19-22	42-37	17,298	Gasol	23 Randolph
Apr 7	NEW YORK	W	101	88	24-15	19-22	43-37	17,631	Conley	31 Gasol
Apr 9	DETROIT	L	90	103	24-16	19-22	43-38	16,521	Conley	15 Green
Apr 12	DALLAS	L	93	100	24-17	19-22	43-39	16,274	Conley, Randolph	15 Gasol

INTRO

PLAYERS

EXECUTIVE

BASKETBALL
OPS

BUSINESS
OPS

MEDIA

COMMUNITY

HISTORY

PLAYOFFS

REVIEW

OPPONENTS

NBA

FEDERATION

AT A GLANCE



SEASON REVIEW

2015-16 MEMPHIS GRIZZLIES (42-40)



Back Row, standing (L-R): Elston Turner, Duane Ticknor, Bob Thornton, Vince Carter, Jarell Martin, Zach Randolph, Chris Andersen, Marc Gasol, Ryan Hollins, Brandon Wright, JaMychal Green, Matt Barnes, Shawn Respert, Jeff Bzdelik **Front Row, sitting (L-R):** Lance Stephenson, Jordan Farmar, Xavier Munford, Mike Conley, Dave Joergel, Tony Allen, Ray McCallum, P.J. Hairston, Jordan Adams

		--Field Goals--					--3-Point FG--			--Free Throws--			--Rebounds--										
Player	G	GS	Min	FG	FGA	Pct	FG	FGA	Pct	FT	FTA	Pct	Off	Def	Tot	Ass	PF	Dq	Stl	TO	Blk	Pts	Avg
Gasol	52	52	1791	328	707	.464	2	3	.667	203	245	.829	58	304	362	196	141	0	50	118	70	861	16.6
Conley	56	56	1761	294	696	.422	78	215	.363	191	229	.834	26	138	164	342	100	0	67	84	16	857	15.3
Randolph	68	53	2016	431	907	.475	6	26	.231	172	216	.796	179	350	529	142	146	0	43	105	13	1040	15.3
Stephenson	26	3	692	146	308	.474	11	31	.355	66	81	.815	21	94	115	73	56	0	19	46	6	369	14.2
Je. Green	53	31	1544	240	557	.431	42	136	.309	124	155	.800	55	186	241	98	102	0	40	69	19	646	12.2
Chalmers	55	7	1253	172	412	.417	45	138	.326	206	249	.827	23	120	143	211	165	0	80	101	12	595	10.8
Lee	51	37	1489	192	419	.458	51	138	.370	76	92	.826	19	99	118	76	79	0	52	49	16	511	10.0
Barnes	76	45	2190	264	693	.381	119	370	.322	111	138	.804	84	336	420	163	234	1	78	121	57	758	10.0
Farmar	12	10	291	42	100	.420	16	45	.356	10	10	1.000	4	21	25	37	22	0	15	18	2	110	9.2
Allen	64	57	1620	215	469	.458	15	42	.357	90	138	.652	104	192	296	70	175	1	110	78	18	535	8.4
Ja. Green	78	15	1446	230	495	.465	15	45	.333	103	137	.752	139	234	373	67	189	1	46	83	33	578	7.4
Hairston	18	9	375	46	132	.348	16	69	.232	16	22	.727	7	39	46	9	31	0	8	17	4	124	6.9
Wright	12	2	212	35	52	.673	0	0	---	13	24	.542	14	29	43	6	21	0	5	10	15	83	6.9
McCallum	10	3	219	28	79	.354	10	26	.385	3	5	.600	2	14	16	27	15	0	7	13	3	69	6.9
V. Carter	60	3	1005	133	343	.388	59	169	.349	70	84	.833	31	115	146	56	101	0	38	35	16	395	6.6
Udrih	8	0	120	20	46	.435	4	11	.364	3	3	1.000	2	7	9	26	11	0	3	11	1	47	5.9
Munford	14	0	244	32	77	.416	9	23	.391	7	14	.500	3	28	31	22	25	0	13	15	3	80	5.7
Martin	27	0	380	54	116	.466	0	2	.000	45	62	.726	39	47	86	15	58	0	8	19	7	153	5.7
Stephenson	4	0	61	8	26	.308	0	0	---	4	10	.400	18	8	26	2	8	1	1	0	3	20	5.0
Weber	6	4	166	13	38	.342	0	5	.000	3	4	.750	8	16	24	20	11	0	9	9	3	29	4.8
Andersen	20	14	366	34	62	.548	2	9	.222	22	32	.688	33	56	89	9	25	0	14	7	10	92	4.6
Hollins	32	9	412	45	72	.625	0	0	---	26	42	.619	40	47	87	10	58	0	6	21	20	116	3.6
Adams	2	0	15	2	6	.333	0	1	.000	3	5	.600	0	2	2	3	2	0	3	2	0	7	3.5
Ennis	10	0	40	4	13	.308	2	8	.250	6	10	.600	4	3	7	2	1	0	4	2	2	16	1.6
Williams	5	0	45	2	10	.200	1	4	.250	3	4	.750	1	3	4	4	2	0	0	1	0	8	1.6
Smith	15	0	66	7	22	.318	1	5	.200	8	13	.615	1	8	9	11	5	0	5	7	1	23	1.5
Cotton	5	0	6	2	2	1.000	0	0	---	0	0	---	0	0	0	0	0	0	0	0	0	4	0.8
Stokes	2	0	4	0	0	---	0	0	---	0	0	---	1	1	2	0	0	0	0	0	0	0	0.0
GRIZZLIES	82	-	19830	3019	6859	.440	504	1521	.331	1584	2024	.783	916	2497	3413	1697	1783	4	724	1090	350	8126	99.1
OPPONENTS	82	-	19830	2947	6459	.456	797	2185	.365	1619	2107	.768	830	2711	3541	1792	1732	9	576	1327	469	8310	101.3

QUICK FACTS

- Despite overwhelming injuries and unprecedented roster turnover, Memphis recorded its sixth straight winning season and postseason berth.
- The Grizzlies made NBA history with 28 different players logging minutes over the course of the regular season, eclipsing the previous league record of 27 set by the 1996-97 Dallas Mavericks.
- Memphis' final count for games lost to injury/illness totaled 301 by the end of the regular season.
- Marc Gasol** (right foot), **Mike Conley** (left Achilles), **Mario Chalmers** (right Achilles) and **Brandon Wright** (right knee) all sustained what proved to be season-ending injuries in February and March.
- The short-handed Grizzlies entered the NBA Playoffs as the seventh seed against the second-seeded San Antonio Spurs and lost the series in four games.
- Three different Grizzlies (**Marc Gasol** on Nov. 20, **Matt Barnes** on March 11, **Zach Randolph** on March 19) recorded their first career triple-doubles during the regular season, all coming in Memphis wins.
- Mike Conley** was honored with the NBA Sportsmanship Award, becoming just the third player to earn multiple honors since the award's inception... **Vince Carter** won the Twyman-Stokes Teammate of the Year Award.

NBA STATISTICAL RANKINGS

Category	Memphis	Opponents	Category	Memphis	Opponents
Points per game	99.1	24th	Assists Per Game	20.70	25th
Field Goal Pct.	.440	23rd	Steals Per Game	8.84	6th
Free Throw Pct.	.783	9th	Turnovers Per Game	13.29	25th
3-Pt. Field Goal Pct.	.331	29th	Blocks Per Game	4.27	21st
Offensive Rebounds Per Game	11.17	8th	Personal Fouls Per Game	21.20	4th
Defensive Rebounds Per Game	30.45	30th	Disqualifications	4	T-2nd
Rebounds Per Game	41.62	28th	Points Per Game Differential	-2.24	20th

SEASON REVIEW



Date	Opponent	Mem	Opp	Hm	Rd	Tot	Atten	Grizzlies Top Scorer	Grizzlies Top Rebounder	Opponent Top Scorer
Oct 28	CLEVELAND	L	76	106	0-1	0-0	18,119	Gasol, Randolph	12 Randolph	8 Love
Oct 29	at Indiana	W	112	103	0-1	1-0	18,163	Gasol	20 Gasol, Randolph	8 Hill
Oct 31	BROOKLYN	W	101	91	1-1	1-0	21,160	Conley	22 Randolph	13 Bogdanovic
Nov 2	at Golden State	L	69	119	1-1	1-1	2-2	19,596	Gasol	9 Curry
Nov 3	at Sacramento	W	103	89	1-1	2-1	3-2	17,317	Randolph	20 Ja. Green
Nov 5	at Portland	L	96	115	1-1	2-2	3-3	19,393	Lee	18 Lillard
Nov 7	at Utah	L	79	89	1-1	2-3	3-4	19,456	Conley	20 Gasol
Nov 9	at LA Clippers	L	92	94	1-1	2-4	3-5	19,060	Randolph	26 Randolph
Nov 11	GOLDEN STATE	L	84	100	1-2	2-4	3-6	18,119	Gasol	26 Ja. Green
Nov 13	PORTLAND	W	101	100	2-2	2-4	4-6	16,919	Gasol	31 Randolph
Nov 15	at Minnesota	W	114	106	2-2	3-4	5-6	12,066	Je. Green	21 Randolph
Nov 16	OKLAHOMA CITY	W	122	114	3-2	3-4	6-6	17,270	Chalmers	29 Randolph
Nov 20	HOUSTON	W	96	84	4-2	3-4	7-6	17,555	Conley	26 Gasol
Nov 21	at San Antonio	L	82	92	4-2	3-5	7-7	18,418	Conley	16 Gasol
Nov 24	DALLAS	W	110	96	5-2	3-5	8-7	17,381	Conley	21 Gasol
Nov 25	at Houston	W	102	93	5-2	4-5	9-7	18,143	Je. Green	20 Barnes
Nov 27	ATLANTA	L	101	116	5-3	4-5	9-8	17,684	Conley	16 Gasol
Nov 29	PHILADELPHIA	W	92	84	6-3	4-5	10-8	15,322	Conley	20 Gasol
Dec 1	at New Orleans	W	113	104	6-3	5-5	11-8	16,020	Gasol	38 Gasol
Dec 3	SAN ANTONIO	L	83	103	6-4	5-5	11-9	17,013	Conley, Chalmers, Gasol	15 Gasol
Dec 6	PHOENIX	W	95	93	7-4	5-5	12-9	16,022	Gasol	22 Ja. Green, Randolph
Dec 8	OKLAHOMA CITY	L	88	125	7-5	5-5	12-10	16,415	Chalmers	19 Gasol
Dec 9	at Detroit	W	93	92	7-5	6-5	13-10	13,411	Randolph	21 Randolph
Dec 11	CHARLOTTE	L	99	123	7-6	6-5	13-11	17,111	Gasol	17 Gasol
Dec 13	at Miami	L	97	100	7-6	6-6	13-12	19,813	Je. Green	26 Barnes
Dec 14	WASHINGTON	W	112	95	8-6	6-6	14-12	15,397	Gasol	24 Gasol
Dec 16	at Chicago	L	85	98	8-6	6-7	14-13	21,032	Lee	18 Randolph
Dec 18	at Dallas	L	88	97	8-6	6-8	14-14	20,199	Conley	20 Gasol, Randolph
Dec 19	INDIANA	W	96	84	9-6	6-8	15-14	18,119	Conley	20 Gasol
Dec 22	at Philadelphia	W	104	90	9-6	7-8	16-14	15,552	Conley	19 Barnes
Dec 23	at Washington	L	91	100	9-6	7-9	16-15	15,879	Conley	21 Je. Green
Dec 26	at Charlotte	L	92	98	9-6	7-10	16-16	19,091	Randolph	19 Randolph
Dec 27	LA LAKERS	W	112	96	10-6	7-10	17-16	18,119	Conley	19 Barnes, Ja. Green
Dec 29	MIAMI	W	99	90	10-6	7-10	18-16	18,119	Gasol	23 Gasol
Jan 2	at Utah	L	87	92	10-6	7-11	18-17	18,455	Gasol	20 Je. Green
Jan 4	at Portland	W	91	78	11-6	8-11	19-17	18,832	Randolph	26 Randolph
Jan 6	at Oklahoma City	L	94	112	11-6	8-12	19-18	18,203	Chalmers	26 Chalmers
Jan 8	DENVER	W	91	84	12-6	8-12	20-18	17,499	Randolph	24 Allen, Je. Green
Jan 10	BOSTON	W	101	98	13-6	8-12	21-18	17,112	Randolph	25 Randolph
Jan 12	HOUSTON	L	91	107	13-7	8-12	21-19	16,044	Gasol	20 Randolph
Jan 14	DETROIT	W	103	101	14-7	8-12	22-19	15,977	Chalmers	25 Allen
Jan 16	NEW YORK	W	103	95	15-7	8-12	23-19	18,119	Gasol	37 Allen, Barnes
Jan 18	NEW ORLEANS	W	101	99	16-7	8-12	24-19	18,119	Barnes, Gasol, Je. Green, Lee	16 Gasol
Jan 21	at Denver	W	102	101	16-7	9-12	25-19	16,140	Gasol	27 Barnes
Jan 23	at Minnesota	L	101	106	16-7	9-13	25-20	15,608	Chalmers	19 Conley
Jan 25	ORLANDO	W	108	102	16-7	9-13	26-20	15,779	Je. Green	30 Randolph
Jan 28	MILWAUKEE	W	103	83	18-7	9-13	27-20	15,244	Je. Green	21 Gasol
Jan 30	SACRAMENTO	W	121	117	19-7	9-13	28-20	18,119	Je. Green	29 Gasol
Feb 1	at New Orleans	W	110	95	19-7	10-13	29-20	15,210	Je. Green	24 Randolph
Feb 5	at New York	W	91	85	19-7	11-13	30-20	19,812	Je. Green	16 Barnes, Gasol
Feb 6	DALLAS	L	110	114	10-10	11-13	30-21	18,119	Gasol	22 Randolph
Feb 8	PORTLAND	L	106	112	10-10	11-13	30-22	15,892	Conley	27 Randolph
Feb 10	at Brooklyn	W	109	90	19-9	12-13	31-22	14,262	Conley	20 Allen, Chalmers
Feb 19	MINNESOTA	W	109	104	20-9	12-13	32-22	18,119	Conley	25 Ja. Green
Feb 21	at Toronto	L	85	98	20-9	12-14	32-23	19,800	Randolph	18 Barnes, Carter
Feb 24	LA LAKERS	W	128	119	21-9	12-14	33-23	18,119	Barnes	25 Ja. Green, Randolph
Feb 26	at LA Lakers	W	112	95	21-9	13-14	34-23	18,997	Hairston	21 Randolph
Feb 27	at Phoenix	L	106	111	21-9	13-15	34-24	17,101	Conley, Randolph	19 Andersen
Feb 29	at Denver	L	103	96	21-9	14-15	35-24	10,324	Randolph	22 Barnes
Mar 2	SACRAMENTO	W	104	98	22-9	14-15	36-24	15,310	Conley	24 Ja. Green, Randolph
Mar 4	UTAH	W	94	88	23-9	14-15	37-24	17,188	Randolph	25 Andersen
Mar 6	PHOENIX	L	100	109	23-10	14-15	37-25	17,291	Conley	22 Randolph
Mar 7	at Cleveland	W	106	103	23-10	15-15	38-25	20,562	Allen	26 Ja. Green
Mar 9	at Boston	L	96	116	23-10	15-16	38-26	17,790	Carter, Ja. Green	17 Ja. Green
Mar 11	NEW ORLEANS	W	121	114	24-10	15-16	39-26	18,119	Stephenson	33 Barnes
Mar 12	at Atlanta	L	83	95	24-10	15-17	39-27	17,515	Stephenson	18 Allen
Mar 14	at Houston	L	81	130	24-10	15-18	39-28	18,226	Martin	17 Stephenson
Mar 16	MINNESOTA	L	108	114	24-11	15-18	39-29	16,588	Stephenson	22 Stephenson
Mar 17	at Milwaukee	L	86	96	24-11	15-19	39-30	11,740	Barnes	20 Hollins
Mar 19	LA CLIPPERS	W	113	102	25-11	15-19	40-30	18,119	Randolph	28 Randolph
Mar 21	at Phoenix	W	103	97	25-11	16-19	41-30	15,868	Stephenson	16 Randolph
Mar 22	at LA Lakers	L	100	107	25-11	16-20	41-31	18,997	Allen	27 Carter
Mar 25	at San Antonio	L	104	110	25-11	16-21	41-32	18,418	Ja. Green	20 Andersen
Mar 28	SAN ANTONIO	L	87	101	25-12	16-21	41-33	17,133	Carter	14 Barnes
Mar 30	MEMPHIS	L	105	106	25-13	16-21	41-34	16,401	Randolph	26 Ja. Green
Apr 1	TORONTO	L	95	99	25-14	16-21	41-35	17,077	Randolph	16 Ja. Green
Apr 3	at Orlando	L	107	119	25-14	16-22	41-36	17,741	Barnes	24 Ja. Green
Apr 5	CHICAGO	W	108	92	26-14	16-22	42-36	17,591	Randolph	27 Randolph
Apr 8	at Dallas	L	93	103	26-14	16-23	42-37	20,211	Allen	25 Allen, Andersen, Barnes
Apr 9	GOLDEN STATE	L	99	100	26-15	16-23	42-38	18,119	Barnes	24 Barnes
Apr 12	at LA Clippers	L	84	110	26-15	16-24	42-39	19,147	Randolph	14 Ja. Green
Apr 13	at Golden State	L	104	125	26-15	16-25	42-40	19,956	Randolph	24 Barnes

INTRO

PLAYERS

EXECUTIVE

BASKETBALL

OPS

BUSINESS

MEDIA

COMMUNITY

HISTORY

PLAYOFFS

REVIEW

OPPONENTS

NBA

FEDERATION

AT A GLANCE



SEASON REVIEW

2014-15 MEMPHIS GRIZZLIES (55-27)



Back Row, standing (L-R): Duane Ticknor, Elston Turner, Bob Thornton, JaMychal Green, Jarnell Stokes, Jeff Green, Kosta Koufos, Marc Gasol, Zach Randolph, Jon Leuer, Vince Carter, Jordan Adams, Jason March, Shawn Respert, Jeff Bzdelik **Front Row, sitting (L-R):** Russ Smith, Beno Udrih, Mike Conley, Dave Joerger, Tony Allen, Courtney Lee, Nick Calathes

--Field Goals-- --3-Point FG-- --Free Throws-- --Rebounds--

Player	G	GS	Min	FG	FGA	Pct	FG	FGA	Pct	FT	FTA	Pct	Off	Def	Tot	Ast	PF	Dq	Stl	TO	Blk	Pts	Avg
Gasol	81	81	2687	530	1072	.494	3	17	.176	350	440	.795	115	515	630	307	208	2	70	176	131	1413	17.4
Randolph	71	71	2304	454	932	.487	7	20	.350	228	298	.765	225	522	747	153	175	1	69	156	14	1143	16.1
Conley	70	70	2225	393	882	.446	107	277	.386	214	249	.859	29	180	209	375	139	0	89	156	14	1107	15.8
Je. Green	45	37	1361	210	492	.427	50	138	.362	118	143	.825	43	144	187	81	81	0	26	52	21	588	13.1
Lee	77	74	2354	288	643	.448	90	224	.402	111	129	.860	21	157	178	151	129	1	75	78	12	777	10.1
Allen	63	41	1648	225	455	.495	10	29	.345	79	126	.627	103	177	280	86	166	1	129	86	30	539	8.6
Udrih	79	12	1494	246	505	.487	26	97	.268	87	102	.853	20	123	143	220	88	0	46	89	8	605	7.7
Prince	26	9	628	75	183	.410	15	33	.455	25	30	.833	21	62	83	37	22	0	9	15	6	190	7.3
Carter	66	1	1091	135	406	.333	69	232	.297	45	57	.789	27	106	133	79	102	0	43	43	14	384	5.8
Koufos	81	3	1348	182	358	.508	0	0	---	55	85	.647	121	305	426	37	148	0	29	69	63	419	5.2
Leuer	63	6	824	121	273	.443	7	29	.241	37	59	.627	50	157	207	46	86	1	17	35	9	286	4.5
Pondexter	30	2	540	48	135	.356	17	73	.233	21	30	.700	20	37	57	28	47	0	5	10	5	134	4.5
Calathes	58	0	838	104	247	.421	11	43	.256	24	45	.533	19	87	106	146	100	1	63	61	5	243	4.2
Smith	6	0	36	6	15	.400	1	5	.200	12	13	.923	1	2	3	6	7	0	3	5	0	25	4.2
Adams	30	0	248	35	86	.407	10	25	.400	14	23	.609	9	19	28	16	24	0	16	14	7	94	3.1
Stokes	19	2	126	21	37	.568	0	0	---	15	28	.536	16	18	34	4	25	1	5	7	5	57	3.0
Ja. Green	20	1	139	23	40	.575	0	4	.000	8	10	.800	16	23	39	4	19	0	5	12	3	54	2.7
Thomas	2	0	7	1	1	1.000	0	0	---	2	2	1.000	0	0	0	1	0	0	0	0	0	4	2.0
Lucas	1	0	6	0	1	1.000	0	0	---	0	0	---	0	0	0	0	1	0	1	0	0	0	0.0
GRIZZLIES	82	-	19905	3097	6763	.458	423	1246	.339	1445	1869	.773	856	2634	3490	1777	1567	8	700	1094	347	8062	98.3
OPPONENTS	82	-	19905	2954	6684	.442	663	1889	.351	1225	1651	.742	864	2616	3480	1652	1662	13	604	1257	424	7796	95.1

QUICK FACTS

- Memphis closed the book on another successful season, recording the second-highest win total in franchise history and a club-record third consecutive 50-win campaign.
- The Grizzlies earned a fifth consecutive trip to the NBA Playoffs, joining the San Antonio Spurs as the only Western Conference team to make all of the past five postseasons.
- Memphis advanced past the Portland Trail Blazers in the first round of the playoffs and took the top-seeded Golden State Warriors to six games in the Western Conference Semifinals.
- The Grizzlies set franchise records for total home attendance (710,502) and average home attendance (17,329) for FedExForum, recording 16 sellouts over the course of the season.
- Grizzlies Head Coach **Dave Joerger** was named Western Conference Coach of the Month for October/November 2014 after guiding Memphis to an NBA-best 15-2 record over the first month of the season.
- Marc Gasol** became the first player in franchise history to be named to the All-NBA First Team and the first Grizzlies player ever voted into the starting lineup for the NBA All-Star Game.
- Marc Gasol** tipped off the 2015 NBA All-Star Game against older brother **Pau Gasol**, becoming the first brothers in NBA history to start an All-Star Game and the first siblings to play in the same NBA All-Star Game since **Tom** and **Dick Van Arsdale** (1970 and 1971).
- Tony Allen** was named to the NBA All-Defensive First Team, his fourth All-Defensive selection in his first five seasons with the Grizzlies.
- After sustaining multiple facial fractures and undergoing facial surgery during the Grizzlies' first-round playoff series against Portland, **Mike Conley** scored a game-high 22 points and led Memphis to victory in Game 2 of the Western Conference Semifinals, handing Golden State just its third home loss of the 2014-15 regular season or postseason.

NBA STATISTICAL RANKINGS

Category	Memphis	Opponents	Category	Memphis	Opponents
Points per game	98.3	20th	Assists Per Game	21.67	14th
Field Goal Pct.	.458	9th	Steals Per Game	8.54	6th
Free Throw Pct.	.773	7th	Turnovers Per Game	13.34	7th
3-Pt. Field Goal Pct.	.339	22nd	Blocks Per Game	4.23	24th
Offensive Rebounds Per Game	10.44	20th	Personal Fouls Per Game	19.11	9th
Defensive Rebounds Per Game	32.12	15th	Disqualifications	8	T-16th
Rebounds Per Game	42.56	21st	Points Per Game Differential	3.24	8th

SEASON REVIEW



Date	Opponent	Mem	Opp	Hm	Rd	Tot	Atten	Grizzlies Top Scorer	Grizzlies Top Rebounder	Opponent Top Scorer		
Oct 29	MINNESOTA	W	105	101	1-0	0-0	17,731	Gasol	32	Randolph	26	
Oct 31	at Indiana	W	97	89	1-0	1-0	2-0	14,441	Randolph	22	Randolph	
Nov 1	at Charlotte	W	71	69	1-0	2-0	3-0	18,113	Randolph	22	Jefferson	
Nov 3	NEW ORLEANS	W	93	81	2-0	2-0	4-0	15,302	Gasol	16	Allen, Gasol, Randolph	
Nov 5	at Phoenix	W	102	91	2-0	3-0	5-0	15,377	Conley	24	Randolph, Leuer	
Nov 7	at Oklahoma City	W	91	89	2-0	4-0	6-0	18,203	Conley	20	Gasol	
Nov 8	at Milwaukee	L	92	93	2-0	4-1	6-1	13,841	Randolph	22	Randolph	
Nov 11	LA LAKERS	W	107	102	3-0	4-1	7-1	17,618	Conley	23	Randolph	
Nov 13	SACRAMENTO	W	111	110	4-0	4-1	8-1	15,666	Conley	22	Randolph	
Nov 15	DETROIT	W	95	88	5-0	4-1	9-1	17,215	Gasol	23	Randolph	
Nov 17	HOUSTON	W	119	93	6-0	4-1	10-1	17,012	Conley	19	Randolph	
Nov 19	at Toronto	L	92	96	6-0	4-2	10-2	19,800	Gasol	22	Randolph	
Nov 21	BOSTON	W	117	100	7-0	4-2	11-2	17,712	Gasol	32	Randolph	
Nov 23	LA CLIPPERS	W	107	91	8-0	4-2	12-2	18,119	Gasol	30	Gasol	
Nov 26	at LA Lakers	W	99	93	8-0	5-2	13-2	18,997	Conley, Gasol	19	Gasol	
Nov 28	at Portland	W	112	99	8-0	6-2	14-2	19,459	Gasol	26	Randolph	
Nov 30	at Sacramento	W	97	85	8-0	7-2	15-2	16,240	Randolph	22	Randolph	
Dec 3	at Houston	L	96	105	8-0	7-3	15-3	18,151	Conley	15	Gasol	
Dec 5	SAN ANTONIO	L	101	107	8-1	7-3	15-4	18,119	Gasol	28	Gasol	
Dec 7	MIAMI	W	103	87	9-1	7-3	16-4	16,572	Leuer	20	Leuer	
Dec 9	DALLAS	W	114	105	10-1	7-3	17-4	16,512	Gasol	30	Randolph	
Dec 12	CHARLOTTE	W	113	107	10-1	11-1	7-3	18-4	15,897	Randolph	20	Randolph
Dec 13	at Philadelphia	W	120	115	10-1	11-1	8-3	19-4	13,698	Conley	36	Randolph
Dec 16	GOLDEN STATE	W	105	98	12-1	8-3	20-4	18,119	Gasol	24	Randolph	
Dec 17	at San Antonio	W	117	116	10-1	12-1	9-3	21-4	18,581	Gasol	26	Randolph
Dec 19	CHICAGO	L	97	103	12-2	9-3	21-5	18,119	Conley	21	Randolph	
Dec 21	at Cleveland	L	91	105	12-2	9-4	21-6	20,562	Gasol	23	Gasol	
Dec 22	UTAH	L	91	97	12-3	9-4	21-7	16,991	Conley	28	Gasol	
Dec 26	HOUSTON	L	111	117	10-1	12-4	9-4	21-8	18,119	Gasol	29	Prince
Dec 27	at Miami	W	103	95	12-4	10-4	22-8	19,744	Conley	24	Gasol	
Dec 30	SAN ANTONIO	W	95	87	13-4	10-4	23-8	18,119	Conley	30	Gasol	
Jan 2	at LA Lakers	W	109	106	13-4	11-4	24-8	18,997	Conley	19	Gasol	
Jan 3	at Denver	L	85	114	13-4	11-5	24-9	16,350	Gasol	18	Koufos	
Jan 5	NEW YORK	W	105	83	14-4	11-5	25-9	16,888	Conley	22	Gasol	
Jan 7	at Atlanta	L	86	96	14-4	11-6	25-10	17,126	Conley	17	Conley	
Jan 9	at New Orleans	L	95	106	14-4	11-7	25-11	17,639	Conley, Gasol	19	Randolph	
Jan 11	PHOENIX	W	122	110	10-1	15-4	11-7	17,212	Randolph	27	Randolph	
Jan 14	at Brooklyn	W	103	92	15-4	12-7	27-11	16,516	Randolph	20	Randolph	
Jan 16	at Orlando	W	106	96	15-4	13-7	28-11	18,141	Je. Green	21	Gasol	
Jan 17	PORTLAND	W	102	98	16-4	13-7	29-11	18,119	Randolph	20	Randolph	
Jan 19	DALLAS	L	95	103	16-5	13-7	29-12	18,119	Conley	22	Randolph	
Jan 21	TORONTO	W	92	86	17-5	13-7	30-12	15,112	Gasol	26	Randolph	
Jan 24	PHILADELPHIA	W	101	83	18-5	13-7	31-12	17,579	Je. Green	18	Randolph	
Jan 26	ORLANDO	W	103	94	19-5	13-7	32-12	15,407	Randolph	24	Gasol, Randolph	
Jan 27	at Dallas	W	109	90	19-5	14-7	33-12	20,160	Randolph	22	Randolph	
Jan 29	DENVER	W	99	69	20-5	14-7	34-12	16,736	Randolph	15	Randolph	
Jan 31	OKLAHOMA CITY	W	85	74	21-5	14-7	35-12	18,119	Randolph	21	Randolph	
Feb 2	at Phoenix	W	102	101	21-5	15-7	36-12	17,199	Conley	23	Koufos	
Feb 4	at Utah	W	100	90	21-5	16-7	37-12	19,911	Gasol	23	Randolph	
Feb 6	at Minnesota	L	89	90	21-5	16-8	37-13	14,388	Conley, Gasol, Je. Green	15	Randolph	
Feb 8	ATLANTA	W	94	88	22-5	16-8	38-13	18,119	Conley	21	Randolph	
Feb 10	BROOKLYN	W	95	86	23-5	16-8	39-13	16,901	Randolph	19	Gasol	
Feb 11	at Oklahoma City	L	89	105	23-5	16-9	39-14	18,203	Randolph	16	Randolph	
Feb 22	at Portland	W	98	92	23-5	17-9	40-14	19,782	Gasol	21	Randolph	
Feb 23	at LA Clippers	W	90	87	23-5	18-9	41-14	19,161	Conley	18	Randolph	
Feb 25	at Sacramento	L	90	102	23-5	18-10	41-15	16,794	Randolph	20	Koufos	
Feb 27	LA CLIPPERS	L	79	97	23-6	18-10	41-16	18,119	Randolph	20	Randolph	
Feb 28	at Minnesota	W	101	97	23-6	19-10	42-16	19,356	Gasol	27	Gasol, Randolph	
Mar 3	UTAH	L	82	93	23-7	19-10	42-17	16,779	Lee	18	Koufos	
Mar 4	at Houston	W	102	100	23-7	20-10	43-17	18,224	Gasol	21	Allen, Randolph	
Mar 6	LA LAKERS	W	97	90	24-7	20-10	44-17	17,399	Randolph	24	Randolph	
Mar 7	at New Orleans	L	89	95	24-7	20-11	44-18	17,346	Je. Green	20	Allen	
Mar 9	at Chicago	W	101	91	24-7	21-11	45-18	21,815	Gasol	23	Randolph	
Mar 11	at Boston	L	92	95	24-7	21-12	45-19	17,135	Conley	20	Randolph	
Mar 12	at Washington	L	87	107	24-7	21-13	45-20	18,186	Ja. Green, Stokes	13	Stokes	
Mar 14	MILWAUKEE	W	96	83	25-7	21-13	46-20	18,119	Lee	17	Gasol, Koufos	
Mar 16	DENVER	W	92	81	26-7	21-13	47-20	16,614	Randolph	21	Randolph	
Mar 17	at Detroit	L	95	105	26-7	21-14	47-21	14,399	Je. Green	21	Gasol	
Mar 20	at Dallas	W	112	101	26-7	22-14	48-21	20,399	Randolph	21	Gasol	
Mar 21	PORTLAND	W	97	86	27-7	22-14	49-21	17,898	Je. Green	23	Allen	
Mar 23	at New York	W	103	82	27-7	23-14	50-21	19,812	Randolph	23	Gasol	
Mar 25	CLEVELAND	L	89	111	27-8	23-14	50-22	18,119	Gasol	18	Allen	
Mar 27	GOLDEN STATE	L	84	107	27-9	23-14	50-23	18,119	Conley, Je. Green	16	Je. Green	
Mar 29	at San Antonio	L	89	104	27-9	23-15	50-24	18,581	Randolph	20	Randolph	
Mar 30	SACRAMENTO	W	97	83	28-9	23-15	51-24	17,218	Conley	18	Koufos	
Apr 3	OKLAHOMA CITY	W	100	92	29-9	23-15	52-24	18,119	Je. Green	22	Koufos	
Apr 4	WASHINGTON	L	83	92	29-10	23-15	52-25	18,119	Gasol	18	Gasol	
Apr 8	NEW ORLEANS	W	110	74	30-10	23-15	53-25	17,518	Gasol, Je. Green, Randolph	15	Randolph	
Apr 10	at Utah	W	89	88	30-10	24-15	54-25	18,873	Gasol	22	Randolph	
Apr 11	at LA Clippers	L	86	94	30-10	24-16	54-26	19,401	Randolph	21	Randolph	
Apr 13	at Golden State	L	107	111	30-10	24-17	54-27	19,596	Adams	19	Ja. Green	
Apr 15	INDIANA	W	95	83	31-10	24-17	55-27	17,109	Gasol	33	Gasol	

INTRO

PLAYERS

EXECUTIVE

BASKETBALL
OPS

BUSINESS
OPS

MEDIA

COMMUNITY

HISTORY

PLAYOFFS

REVIEW

OPPONENTS

NBA

FEDERATION

AT A GLANCE



SEASON REVIEW

2013-14 MEMPHIS GRIZZLIES (50-32)



Back Row, standing (L-R): Duane Ticknor, Elston Turner, Tayshaun Prince, Ed Davis, Jon Leuer, Kosta Koufos, Marc Gasol, Zach Randolph, James Johnson, Quincy Pondexter, Bob Thornton, Shawn Respert, Jason March **Front Row, sitting (L-R):** Mike Miller, Jamaal Franklin, Mike Conley, Dave Joerger, Nick Calathes, Courtney Lee, Tony Allen

	--Field Goals--						--3-Point FG--			--Free Throws--			--Rebounds--										
Player	G	GS	Min	FG	FGA	Pct	FG	FGA	Pct	FT	FTA	Pct	Off	Def	Tot	Ast	PF	Dq	Stl	TO	Blk	Pts	Avg
Randolph	79	79	2705	560	1198	.467	2	20	.100	250	337	.742	265	530	795	200	210	0	54	183	23	1372	17.4
Conley	73	73	2446	463	1030	.450	105	291	.361	225	276	.815	41	172	213	441	141	1	110	150	13	1256	17.2
Gasol	59	59	1970	336	711	.473	2	11	.182	185	241	.768	84	340	424	215	150	1	59	111	76	859	14.6
Lee	49	47	1469	205	431	.476	49	142	.345	81	90	.900	21	117	138	83	90	0	45	48	19	540	11.0
Allen	55	28	1278	204	413	.494	11	47	.234	76	121	.628	79	129	208	94	121	0	90	90	19	495	9.0
Bayless	31	5	650	90	239	.377	25	83	.301	45	57	.789	8	51	59	66	72	1	20	22	5	250	8.1
Johnson	52	4	956	143	308	.464	22	87	.253	76	90	.844	60	106	166	111	102	1	42	66	57	384	7.4
Miller	82	4	1707	213	443	.481	107	233	.459	46	56	.821	30	177	207	130	95	0	26	77	5	579	7.1
Koufos	80	22	1349	227	459	.495	0	0	---	60	93	.645	160	258	418	39	182	1	32	67	71	514	6.4
Pondexter	15	2	270	31	79	.392	11	34	.324	21	26	.808	10	16	26	20	18	0	5	15	1	94	6.3
Leuer	49	0	642	121	246	.492	23	49	.469	37	47	.787	37	121	158	20	63	0	18	27	13	302	6.2
Prince	76	76	1948	200	492	.407	20	69	.290	34	60	.567	32	202	234	119	63	0	39	41	19	454	6.0
Davis	63	4	956	155	290	.534	0	0	---	47	89	.528	92	168	260	27	114	0	17	40	43	357	5.7
Calathes	71	7	1173	142	311	.457	19	61	.311	44	72	.611	23	114	137	207	117	0	66	101	8	347	4.9
Morris	5	0	66	6	16	.375	2	7	.286	1	3	.333	4	4	8	8	3	0	3	6	0	15	3.0
Udrih	10	0	55	10	18	.556	2	2	1.000	5	6	.833	0	2	2	6	4	0	1	5	1	27	2.7
Franklin	21	0	162	16	39	.410	5	11	.455	2	2	1.000	4	19	23	6	23	0	4	11	2	39	1.9
Curry	1	0	4	0	0	---	0	0	---	0	0	---	0	0	0	0	0	0	0	0	0	0	0.0
GRIZZLIES	82	-	19805	3122	6723	.464	405	1147	.353	1235	1666	.741	950	2526	3476	1792	1568	5	631	1124	375	7884	96.1
OPPONENTS	82	-	19805	2924	6500	.450	615	1731	.355	1292	1686	.766	809	2403	3212	1632	1553	6	591	1162	410	7755	94.6

QUICK FACTS

- Memphis recorded 50 wins and recorded back-to-back 50-win seasons for the first time in franchise history.
- The Grizzlies made their fourth consecutive postseason appearance, a franchise first, taking the Oklahoma City Thunder to seven games in the first round of the playoffs.
- Memphis closed the season by winning its final 14 home games, recording the longest single-season home winning streak in club history.
- The Grizzlies went 33-13 (.717) following **Marc Gasol's** return from injury on Jan. 14.
- Grizzlies Head Coach **Dave Joerger** set a franchise record for winning percentage by a first-year head coach (.610). Joerger would record the highest winning percentage of any of the 10 first-year head coaches during the season.
- **Dave Joerger** was named Western Conference Coach of the Month in January 2014 and April 2014, becoming the first person to earn the honor twice in his first season as a head coach since the award was divided into conferences prior to the 2002-03 season.
- **Mike Conley** won the 2013-14 NBA Sportsmanship Award and became the franchise career leader in games played, surpassing former record-holder **Rudy Gay** on Jan. 29, 2014 at Sacramento.
- **Zach Randolph** became the franchise career leader for double-doubles on Jan. 28, 2014 at Portland, moving ahead of **Pau Gasol**.
- **Mike Miller** ranked second in the NBA and set a single-season franchise record for three-point field goal percentage (.459).

NBA STATISTICAL RANKINGS

Category	Memphis	Opponents	Category	Memphis	Opponents
Points per game	96.1	27th	Assists Per Game	21.85	14th
Field Goal Pct.	.464	7th	Steals Per Game	7.70	14th
Free Throw Pct.	.741	23rd	Turnovers Per Game	13.71	4th
3-Pt. Field Goal Pct.	.353	19th	Blocks Per Game	4.57	16th
Offensive Rebounds Per Game	11.59	9th	Personal Fouls Per Game	19.12	5th
Defensive Rebounds Per Game	30.80	21st	Disqualifications	5	T-5th
Rebounds Per Game	42.39	19th	Points Per Game Differential	+4.1	7th

SEASON REVIEW



Date	Opponent	Mem	Opp	Hm	Rd	Tot	Atten	Grizzlies Top Scorer	Grizzlies Top Rebounder	Opponent Top Scorer		
Oct 30	at San Antonio	L	94	101	0-0	0-1	18,581	Allen	15 Gasol	9 Diaw, Leonard	14	
Nov 1	DETROIT	W	111	108 (ot)	1-0	0-1	18,119	Conley	22 Randolph	10 Smith, Stuckey	19	
Nov 2	at Dallas	L	99	111	1-0	0-2	20,262	Conley	24 Randolph	14 Nowitzki	24	
Nov 4	BOSTON	W	95	88	2-0	0-2	2-2	15,872	Bayless, Conley, Randolph	15 Gasol	8 Green	22
Nov 6	NEW ORLEANS	L	84	99	2-1	0-2	2-3	15,209	Conley	26 Miller	6 Gordon	19
Nov 9	GOLDEN STATE	W	108	90	3-1	0-2	3-3	16,989	Randolph	23 Randolph	11 Curry	22
Nov 11	at Indiana	L	79	95	3-1	0-3	3-4	13,130	Gasol	15 Davis	7 George	23
Nov 13	TORONTO	L	87	103	3-2	0-3	3-5	15,971	Conley	29 Gasol, Randolph	10 Gay	23
Nov 15	at LA Lakers	W	89	86	3-2	1-3	4-5	18,997	Randolph	28 Randolph	11 Meeks	25
Nov 17	at Sacramento	W	97	86	3-2	2-3	5-5	15,630	Randolph	22 Randolph	10 Outlaw	18
Nov 18	at LA Clippers	W	106	102	3-2	3-3	6-5	19,060	Randolph	26 Randolph	15 Griffin	23
Nov 20	at Golden State	W	88	81 (ot)	3-2	4-3	7-5	19,596	Randolph	21 Randolph	12 Thompson	21
Nov 22	SAN ANTONIO	L	86	102	3-3	4-3	7-6	17,109	Conley	28 Randolph	10 Parker	20
Nov 25	HOUSTON	L	86	93	3-4	4-3	7-7	15,246	Prince	16 Koufos	13 Parsons	17
Nov 27	at Boston	W	100	93	3-4	5-3	8-7	17,319	Bayless	22 Koufos	13 Green	26
Nov 30	BROOKLYN	L	88	97	3-5	5-3	8-8	17,012	Pondexter	22 Koufos	11 Johnson	26
Dec 3	PHOENIX	W	110	91	4-5	5-3	9-8	15,069	Leuer	23 Koufos	12 Marc. Morris	18
Dec 5	LA CLIPPERS	L	81	101	4-6	5-3	9-9	15,112	Koufos	17 Randolph	12 Collision, Crawford, Paul	15
Dec 7	GOLDEN STATE	L	82	108	4-7	5-3	9-10	15,088	Miller	16 Koufos	16 Thompson	30
Dec 9	ORLANDO	W	94	85	5-7	5-3	10-10	13,511	Randolph	19 Leuer, Randolph	12 Nelson, Nicholson	19
Dec 11	OKLAHOMA CITY	L	100	116	5-8	5-3	10-11	16,345	Conley	20 Randolph	8 Westbrook	27
Dec 13	at New Orleans	L	98	104	5-8	5-4	10-12	15,516	Leuer	19 Randolph	10 Gordon	25
Dec 15	MINNESOTA	L	93	101	5-9	5-4	10-13	15,417	Conley	28 Randolph	12 Love	30
Dec 17	LA LAKERS	L	92	96	5-10	5-4	10-14	17,217	Randolph	18 Randolph	16 Bryant, Gasol	21
Dec 18	at Dallas	L	91	105	5-10	5-5	10-15	19,425	Allen	16 Allen	11 Nowitzki	20
Dec 21	at New York	W	95	87	5-10	6-5	11-15	19,812	Randolph	25 Randolph	15 Anthony	30
Dec 23	UTAH	W	104	94	6-10	6-5	12-15	16,665	Randolph	22 Randolph	10 Burke, Jefferson	18
Dec 26	at Houston	L	92	100	6-10	6-6	12-16	18,201	Randolph	23 Randolph	17 Harden	27
Dec 28	DENVER	W	120	99	7-10	6-6	13-16	17,017	Randolph	20 Koufos	12 Lawson	20
Dec 30	CHICAGO	L	91	95	7-11	6-6	13-17	17,668	Conley	26 Johnson, Randolph	10 Butler	26
Jan 2	at Phoenix	W	99	91	7-11	7-6	14-17	14,844	Randolph	20 Randolph	15 Dragic	33
Jan 3	at Denver	L	108	111	7-11	7-7	14-18	17,608	Randolph	25 Randolph	13 Lawson	18
Jan 5	at Detroit	W	112	84	7-11	8-7	15-18	14,134	Leuer	23 Randolph	16 Monroe	19
Jan 7	SAN ANTONIO	L	108	110 (ot)	7-12	8-7	15-19	15,916	Conley	30 Leuer	9 Duncan	24
Jan 10	PHOENIX	W	104	99	8-12	8-7	16-19	17,049	Conley	31 Davis	17 Dragic	21
Jan 12	ATLANTA	W	108	101	9-12	8-7	17-19	16,841	Conley	21 Randolph	12 Millsap	21
Jan 14	OKLAHOMA CITY	W	90	87	10-12	8-7	18-19	17,177	Lee	24 Randolph	13 Durant	37
Jan 15	at Milwaukee	W	99	90	10-12	9-7	19-19	11,379	Conley, Johnson	15 Davis	9 Knight	27
Jan 17	SACRAMENTO	W	91	90	11-12	9-7	20-19	16,212	Conley	25 Randolph	9 Cousins	22
Jan 20	NEW ORLEANS	L	92	95	11-13	9-7	20-20	17,485	Randolph	23 Randolph	20 Davis	27
Jan 24	at Houston	W	88	87	11-13	10-7	21-20	16,998	Lee	19 Randolph	8 Parsons	34
Jan 25	HOUSTON	W	99	81	12-13	10-7	22-20	17,512	Conley	17 Randolph	17 Harden	16
Jan 28	at Portland	W	98	81	12-13	11-7	23-20	19,385	Randolph	23 Randolph	10 Aldridge	27
Jan 29	at Sacramento	W	99	89	12-13	12-7	24-20	15,195	Conley	27 Randolph	7 Thomas	24
Jan 31	at Minnesota	W	94	90	12-13	13-7	25-20	17,429	Randolph	26 Randolph	12 Love	28
Feb 1	MILWAUKEE	W	99	90	13-13	13-7	26-20	17,017	Randolph	23 Randolph	10 Knight	23
Feb 3	at Oklahoma City	L	77	86	13-13	13-8	26-21	18,203	Gasol, Randolph	13 Randolph	13 Durant	31
Feb 5	DALLAS	L	96	110	13-14	13-8	26-22	16,118	Randolph	25 Randolph	9 Nowitzki	26
Feb 8	at Atlanta	W	79	76	13-14	14-8	27-22	15,190	Randolph	20 Gasol	8 Millsap	20
Feb 9	at Cleveland	L	83	91 (ot)	13-14	14-9	27-23	16,484	Calathes	17 Gasol	9 Irving	38
Feb 11	WASHINGTON	W	82	89	14-14	14-9	28-23	15,613	Calathes, Gasol	18 Randolph	10 Beal	37
Feb 12	at Orlando	W	86	81	14-14	15-9	29-23	15,310	Randolph	20 Lee	6 Harris, Vucevic	13
Feb 18	NEW YORK	W	98	93	15-14	15-9	30-23	17,317	Conley	22 Randolph	8 Hardaway Jr.	23
Feb 21	LA CLIPPERS	W	102	96	16-14	15-9	31-23	17,963	Randolph	21 Randolph	11 Griffin	28
Feb 22	at Charlotte	L	89	92	16-14	15-10	31-24	18,317	Conley	16 Randolph	11 Walker	31
Feb 26	LA LAKERS	W	108	103	17-14	15-10	32-24	16,989	Lee	18 Gasol	12 Meeks	39
Feb 28	at Oklahoma City	L	107	113	17-14	15-11	32-25	18,203	Miller	19 Randolph	10 Durant	37
Mar 1	CLEVELAND	W	110	96	18-14	15-11	33-25	17,011	Randolph	23 Randolph	14 Irving	28
Mar 3	at Washington	W	110	104	18-14	16-11	34-25	14,065	Prince	21 Randolph	10 Wall	23
Mar 5	at Brooklyn	L	94	103	18-14	16-12	34-26	17,053	Leuer	19 Koufos	8 Johnson	21
Mar 7	at Chicago	W	85	77	18-14	17-12	35-26	21,318	Conley	18 Randolph	11 Gibson	18
Mar 8	CHARLOTTE	W	111	89	19-14	17-12	36-26	17,298	Conley	20 Koufos	10 Jefferson	17
Mar 11	PORTLAND	W	109	99	20-14	17-12	37-26	17,391	Gasol	19 Randolph	12 Lillard	32
Mar 12	at New Orleans	W	90	88	20-14	18-12	38-26	16,513	Conley	16 Gasol, Randolph	9 Davis	29
Mar 14	at Toronto	L	86	99	20-14	18-13	38-27	18,465	Randolph	16 Calathes, Randolph	8 Valanciunas	23
Mar 15	at Philadelphia	W	103	77	20-14	19-13	39-27	15,164	Conley	19 Davis	11 Carter-Williams	23
Mar 19	UTAH	W	96	86	21-14	19-13	40-27	17,011	Randolph	21 Randolph	11 Burke, Burks, Hayward	16
Mar 21	at Miami	L	86	91	21-14	19-14	40-28	20,007	Randolph	25 Randolph	14 Allen	18
Mar 22	INDIANA	W	82	71	22-14	19-14	41-28	18,119	Conley	21 Randolph	13 Stephenson	15
Mar 24	MINNESOTA	W	109	92	23-14	19-14	42-28	17,784	Conley	23 Gasol	12 Love	16
Mar 26	at Utah	W	91	87	23-14	20-14	43-28	19,081	Randolph	22 Randolph	13 Favors	22
Mar 28	at Golden State	L	93	100	23-14	20-15	43-29	19,596	Randolph	21 Gasol, Randolph	7 Curry	33
Mar 30	at Portland	L	98	105	23-14	20-16	43-30	19,994	Randolph	21 Randolph	7 Aldridge	28
Mar 31	at Denver	W	94	92	23-14	21-16	44-30	14,570	Randolph	20 Randolph	11 Mezzogio	23
Apr 2	at Minnesota	L	88	102	23-14	21-17	44-31	12,009	Gasol	18 Gasol	7 Love	24
Apr 4	DENVER	W	100	92	24-14	21-17	45-31	17,011	Gasol	24 Randolph	15 Foye	21
Apr 6	at San Antonio	L	92	112	24-14	21-18	45-32	18,581	Johnson	20 Gasol, Randolph	6 Ginobili, Leonard	26
Apr 9	MIAMI	W	107	102	25-14	21-18	46-32	18,119	Conley	26 Gasol	14 James	37
Apr 11	PHILADELPHIA	W	117	95	26-14	21-18	47-32	17,456	Gasol	21 Randolph	11 Wroten, Young	18
Apr 13	at LA Lakers	W	102	90	26-14	22-18	48-32	18,997	Conley	24 Gasol	15 Meeks	20
Apr 14	at Phoenix	W	97	91	26-14	23-18	49-32	18,422	Randolph	32 Randolph	9 Mark. Morris	21
Apr 16	DALLAS	W	106	105 (ot)	27-14	23-18	50-32	17,323	Randolph	27 Randolph	14 Nowitzki	30

INTRO

PLAYERS

EXECUTIVE

BASKETBALL OPS

BUSINESS OPS

MEDIA

COMMUNITY

HISTORY

PLAYOFFS

REVIEW

OPPONENTS

NBA

FEDERATION

AT A GLANCE



SEASON REVIEW

2012-13 MEMPHIS GRIZZLIES (56-26)



Back Row, standing (L-R): Henry Bibby, David Joerger, Mitchell Anderson, Tayshaun Prince, Jon Leuer, Dexter Pittman, Marc Gasol, Austin Daye, Zach Randolph, Darrell Arthur, Bob Thornton, Lloyd Pierce, Barry Hecker **Front Row, sitting (L-R):** Quincy Pondexter, Tony Wroten, Mike Conley, Lionel Hollins, Jerryd Bayless, Keyon Dooling, Tony Allen

	--Field Goals--						--3-Point FG--			--Free Throws--			--Rebounds--										
Player	G	GS	Min	FG	FGA	Pct	FG	FGA	Pct	FT	FTA	Pct	Off	Def	Tot	Ast	PF	Dq	Stl	TO	Blk	Pts	Avg
Gay	42	42	1541	281	688	.408	40	129	.310	121	156	.776	56	193	249	108	87	1	56	104	31	723	17.2
Randolph	76	75	2607	471	1024	.460	2	23	.087	225	300	.750	310	544	854	108	180	0	61	150	31	1169	15.4
Conley	80	80	2757	414	940	.440	106	294	.361	234	282	.830	43	182	225	487	171	0	174	189	24	1168	14.6
Gasol	80	80	2796	429	869	.494	1	14	.071	268	316	.848	184	438	622	318	255	2	80	157	139	1127	14.1
Allen	79	79	2109	284	638	.445	3	24	.125	134	187	.717	121	242	363	98	211	1	119	94	44	705	8.9
Prince	37	36	1174	144	336	.429	15	41	.366	22	37	.595	29	126	155	85	41	0	27	35	12	325	8.8
Bayless	80	4	1765	260	621	.419	71	201	.353	102	122	.836	22	154	176	264	168	1	59	120	17	693	8.7
Davis	36	4	544	74	143	.517	0	0	---	37	65	.569	57	103	160	8	80	0	13	18	47	185	5.1
Speights	40	2	579	106	247	.429	2	5	.400	48	67	.716	76	113	189	18	86	0	10	35	27	262	6.6
Pondexter	59	1	1243	128	299	.428	60	152	.395	59	75	.787	43	89	132	61	95	0	35	42	6	375	6.4
Arthur	59	3	970	162	359	.451	5	18	.278	33	46	.717	68	101	169	33	126	1	24	43	33	362	6.1
Ellington	40	4	676	81	199	.407	41	97	.423	15	16	.938	5	47	52	42	38	0	16	24	1	218	5.5
Dooling	7	0	82	10	21	.476	5	12	.417	6	7	.857	0	1	1	8	8	0	1	5	0	31	4.4
Daye	31	0	328	47	111	.423	20	58	.345	11	16	.688	6	54	60	21	39	0	9	16	14	125	4.0
Johnson	8	0	102	11	25	.440	6	18	.333	1	2	.500	5	6	11	2	5	0	4	3	0	29	3.6
Wroten	35	0	272	33	86	.384	4	16	.250	21	29	.724	13	15	28	43	34	0	8	29	4	91	2.6
Selby	10	0	59	6	22	.273	1	6	.167	7	11	.636	0	5	5	4	7	0	2	7	0	20	2.0
Leuer	19	0	96	15	24	.625	0	0	---	4	7	.571	8	16	24	3	10	0	4	3	0	34	1.8
Haddadi	13	0	87	7	21	.333	0	0	---	1	2	.500	10	14	24	4	15	0	1	4	6	15	1.1
Pittman	7	0	20	1	6	.167	0	0	---	0	3	.000	3	2	5	0	4	0	0	1	0	2	0.3
GRIZZLIES	82	-	19805	2964	6679	.444	382	1108	.345	1349	1746	.773	1059	2445	3504	1715	1660	6	703	1144	436	7659	93.4
OPPONENTS	82	-	19805	2748	6312	.435	504	1489	.338	1319	1763	.748	845	2359	3204	1599	1643	13	600	1268	450	7319	89.3

QUICK FACTS

- Memphis set franchise records for overall wins (56), overall winning percentage (.683), home wins (32), road wins (24) and road winning percentage (.585), advancing to the Western Conference Finals for the first time in team history.
- As the fifth seed in the Western Conference Playoffs, the Grizzlies won two playoff series as the lower-seeded team, defeating the Los Angeles Clippers in the first round and ousting the top-seeded Oklahoma City Thunder in the conference semifinals before being eliminated by the San Antonio Spurs in the conference finals.
- Memphis finished second in the Southwest Division for the second consecutive season.
- The Grizzlies allowed a league-best 89.3 points per game to opponents, becoming the first NBA team to hold opponents under 90 points per game since the 2005-06 season.
- **Zach Randolph** earned his second career All-Star selection, becoming the first Grizzlies player to make multiple All-Star appearances.
- **Marc Gasol** was named the 2012-13 NBA Defensive Player of the Year and selected to the All-NBA Second Team and the NBA All-Defensive Second Team, all career firsts.
- **Tony Allen** was selected to his second consecutive NBA All-Defensive First Team, while **Mike Conley** earned NBA All-Defensive Second Team honors after leading the NBA in total steals (franchise-record 174).
- The Grizzlies announced the sale of the team to an investment group led by **Robert J. Pera** on Oct. 31, 2012.

NBA STATISTICAL RANKINGS

Category	Memphis		Opponents		Category	Memphis		Opponents	
Points per game	95.0	20th	93.0	5th	Assists Per Game	19.55	T-24th	19.30	4th
Field Goal Pct.	.447	16th	.444	12th	Steals Per Game	9.56	1st	7.85	16th
Free Throw Pct.	.759	13th	.764	25th	Turnovers Per Game	14.47	T-14th	17.12	1st
3-Pt. Field Goal Pct.	.326	25th	.345	11th	Blocks Per Game	5.23	12th	5.50	22th
Offensive Rebounds Per Game	12.59	5th	11.05	12th	Personal Fouls Per Game	19.94	12th	19.32	13th
Defensive Rebounds Per Game	29.45	26th	29.61	8th	Disqualifications	7	T-18th	8	T-10th
Rebounds Per Game	42.0	16th	40.7	7th	Points Per Game Differential	+2.0	12th		

SEASON REVIEW



Date	Opponent	Mem	Opp	Hm	Rd	Tot	Atten	Grizzlies Top Scorer	Grizzlies Top Rebounder	Opponent Top Scorer	
Oct 31	at LA Clippers	L	92	101	0-0	0-1	19,060	Gay	25	Randolph	
Nov 2	at Golden State	W	104	94	0-0	1-1	19,596	Conley, Gasol	21	Randolph	
Nov 5	UTAH	W	103	94	1-0	1-1	17,401	Gasol	22	Randolph	
Nov 7	at Milwaukee	W	108	90	1-0	2-1	11,465	Randolph, Speights	18	Randolph	
Nov 9	HOUSTON	W	93	85	2-0	2-1	4-1	16,087	Gay	21	Randolph
Nov 11	MIAMI	W	104	86	3-0	2-1	5-1	18,119	Ellington	25	Randolph
Nov 14	at Oklahoma City	W	107	97	3-0	3-1	6-1	18,203	Gay	28	Randolph
Nov 16	NEW YORK	W	105	95	4-0	3-1	7-1	17,516	Gasol	24	Randolph
Nov 17	at Charlotte	W	94	87	4-0	4-1	8-1	16,541	Conley	20	Randolph
Nov 19	DENVER	L	92	97	4-1	4-1	8-2	15,111	Gay	22	Randolph
Nov 23	LA LAKERS	W	106	98	5-1	4-1	9-2	18,119	Gay	21	Randolph
Nov 26	CLEVELAND	W	84	78	6-1	4-1	10-2	13,485	Gasol, Randolph	19	Randolph
Nov 28	TORONTO	W	103	82	7-1	4-1	11-2	14,603	Speights	12	Randolph
Nov 30	DETROIT	W	90	78	8-1	4-1	12-2	16,732	Gay	18	Gasol
Dec 1	at San Antonio	L	95	99 (ot)	8-1	4-2	12-3	18,581	Gasol	20	Randolph
Dec 4	PHOENIX	W	108	98 (ot)	9-1	4-2	13-3	14,481	Randolph	38	Randolph
Dec 7	at New Orleans	W	96	89	9-1	5-2	14-3	13,698	Gay	28	Gasol
Dec 8	ATLANTA	L	83	93	9-2	5-2	14-4	17,612	Gasol, Randolph	18	Randolph
Dec 12	at Phoenix	L	80	82	9-2	5-3	14-5	13,093	Gay	21	Gay
Dec 14	at Denver	L	96	99	9-2	5-4	14-6	16,367	Gay	21	Gasol
Dec 15	at Utah	W	99	86	9-2	6-4	15-6	18,183	Randolph	25	Randolph
Dec 17	CHICAGO	W	80	71	10-2	6-4	16-6	17,305	Conley	17	Randolph
Dec 19	MILWAUKEE	W	90	80	11-2	6-4	17-6	16,007	Randolph	15	Randolph
Dec 21	DALLAS	W	92	82	12-2	6-4	18-6	17,677	Gay	26	Randolph
Dec 22	at Houston	L	96	121	12-2	6-5	18-7	18,029	Conley	16	Randolph
Dec 26	PHILADELPHIA	L	89	99	12-3	6-5	18-8	16,955	Randolph	23	Randolph
Dec 29	DENVER	W	81	72	13-3	6-5	19-8	17,707	Gay	19	Speights
Dec 31	at Indiana	L	83	88	13-3	6-6	19-9	14,979	Randolph	21	Randolph
Jan 2	at Boston	W	93	83	13-3	7-6	20-9	18,624	Conley	23	Randolph
Jan 4	PORTLAND	L	84	86	13-4	7-6	20-10	15,823	Speights	22	Speights
Jan 6	at Phoenix	W	92	81	13-4	8-6	21-10	13,197	Randolph	21	Gasol
Jan 7	at Sacramento	W	113	81	13-4	9-6	22-10	11,531	Ellington	26	Randolph
Jan 9	at Golden State	W	94	87	13-4	10-6	23-10	19,596	Randolph	19	Randolph
Jan 11	SAN ANTONIO	W	101	98 (ot)	14-4	10-6	24-10	17,685	Gay	23	Randolph
Jan 12	at Dallas	L	83	104	14-4	10-7	24-11	19,984	Gay	12	Arthur
Jan 14	LA CLIPPERS	L	73	99	14-5	10-7	24-12	15,837	Randolph	15	Randolph
Jan 16	at San Antonio	L	82	103	14-5	10-8	24-13	18,581	Gay	17	Gasol
Jan 18	SACRAMENTO	W	85	69	15-5	10-8	25-13	15,910	Conley	19	Gay
Jan 19	at Chicago	W	85	82 (ot)	15-5	11-8	26-13	22,124	Gasol	19	Randolph
Jan 21	INDIANA	L	81	82	15-6	11-8	26-14	17,508	Ellington	17	Allen, Gay
Jan 23	LA LAKERS	W	106	93	16-6	11-8	27-14	17,984	Arthur	20	Gay
Jan 25	BROOKLYN	W	101	77	17-6	11-8	28-14	19,811	Gasol, Randolph	9	Lopez
Jan 27	NEW ORLEANS	L	83	89	17-7	11-8	28-15	16,277	Randolph	20	Randolph
Jan 28	at Philadelphia	W	103	100	17-7	12-8	29-15	15,448	Gasol	27	Randolph
Jan 31	at Oklahoma City	L	89	106	17-7	12-9	29-16	18,203	Bayless	23	Randolph
Feb 1	WASHINGTON	W	85	76	18-7	12-9	30-16	15,017	Conley	18	Gasol
Feb 5	PHOENIX	L	90	96	18-8	12-9	30-17	14,933	Bayless	29	Randolph
Feb 6	at Atlanta	L	92	103	18-8	12-10	30-18	13,198	Randolph	20	Gasol
Feb 8	GOLDEN STATE	W	99	93	19-8	12-10	31-18	16,701	Gasol	20	Randolph
Feb 10	MINNESOTA	W	105	88	20-8	12-10	32-18	16,023	Prince	18	Gasol
Feb 12	SACRAMENTO	W	108	101	21-8	12-10	33-18	14,722	Gasol	24	Gasol
Feb 19	at Detroit	W	105	91	21-8	13-10	34-18	13,481	Conley	19	Randolph
Feb 20	at Toronto	W	88	82	21-8	14-10	35-18	19,800	Conley, Randolph	17	Randolph
Feb 22	ORLANDO	W	88	82	22-8	14-10	36-18	17,669	Gasol	19	Randolph
Feb 24	at Brooklyn	W	76	72	22-8	15-10	37-18	17,098	Randolph	16	Randolph
Feb 27	DALLAS	W	90	84	23-8	15-10	38-18	16,017	Randolph	22	Gasol
Mar 1	at Miami	L	91	98	23-8	15-11	38-19	20,128	Gasol	24	Gasol, Randolph
Mar 3	at Orlando	W	108	82	23-8	16-11	39-19	16,020	Prince	14	Davis
Mar 6	PORTLAND	W	91	85	24-8	16-11	40-19	16,214	Gasol	23	Gasol
Mar 8	at Cleveland	W	103	92	24-8	17-11	41-19	17,032	Gasol	22	Davis
Mar 9	NEW ORLEANS	W	96	85	25-8	17-11	42-19	17,501	Conley	22	Davis
Mar 12	at Portland	W	102	97	25-8	18-11	43-19	18,754	Gasol	20	Randolph
Mar 13	at LA Clippers	W	96	85	25-8	19-11	44-19	19,316	Gasol	21	Randolph
Mar 15	at Denver	L	80	87	25-8	19-12	44-20	19,408	Randolph	18	Randolph
Mar 16	at Utah	L	84	90	25-8	19-13	44-21	17,122	Bayless	24	Allen, Randolph
Mar 18	MINNESOTA	W	92	77	26-8	19-13	45-21	16,378	Conley	20	Prince
Mar 20	OKLAHOMA CITY	W	90	89 (ot)	27-8	19-13	46-21	18,119	Conley	24	Randolph
Mar 22	at New Orleans	L	83	90	27-8	19-14	46-22	16,494	Conley	20	Randolph
Mar 23	BOSTON	W	110	106	28-8	19-14	47-22	18,119	Bayless	30	Randolph
Mar 25	at Washington	L	94	107	28-8	19-15	47-23	17,868	Conley	23	Davis, Randolph
Mar 27	at New York	L	101	108	28-8	19-16	47-24	19,033	Conley	26	Allen
Mar 29	HOUSTON	W	103	94	29-8	19-16	48-24	18,119	Gasol, Randolph	21	Randolph
Mar 31	at Minnesota	W	99	86	29-8	20-16	49-24	13,680	Gasol	21	Gasol
Apr 1	SAN ANTONIO	W	92	90	30-8	20-16	50-24	16,642	Conley	23	Randolph
Apr 3	at Portland	W	94	78	30-8	21-16	51-24	19,275	Conley	20	Davis
Apr 5	at LA Lakers	L	84	86	30-8	21-17	51-25	18,997	Conley	21	Gasol
Apr 7	at Sacramento	W	89	87	30-8	22-17	52-25	15,205	Conley	25	Gasol
Apr 9	CHARLOTTE	W	94	75	31-8	22-17	53-25	16,591	Conley	20	Randolph
Apr 12	at Houston	W	82	78	31-8	23-17	54-25	18,163	Gasol, Randolph	15	Gasol
Apr 13	LA CLIPPERS	L	87	91	31-9	23-17	54-26	18,119	Gasol	18	Gasol
Apr 15	at Dallas	W	103	97	31-9	24-17	55-26	19,833	Bayless	19	Davis
Apr 17	UTAH	W	86	70	32-9	24-17	56-26	16,777	Randolph	25	Randolph
										16	Crawford
										14	Curry
										18	Hayward
										13	Jennings
										14	Parsons
										12	Bosh
										11	Durant
										15	Anthony
										12	Mullens
										13	Gallinari
										8	Varejao, Waiters
										13	DeRozan
										11	Monroe
										15	Parker
										22	Dragic
										9	Anderson, Rivers, Roberts
										13	Smith
										11	Brown, Dudley
										9	Iguodala
										16	Jefferson
										15	Boozer
										17	Jennings
										13	Carter, Marion
										10	Harden
										9	Wright
										10	Brewer, Iguodala, McGee
										15	George
										8	Pierce
										13	Matthews
										12	Tucker
										7	Salmons
										12	Curry
										10	Parker
										9	Marion
										12	Barnes, Crawford
										8	Duncan
										10	Cousins
										19	Bust
										8	West
										11	Bryant
										9	Lopez
										13	Anderson
										12	Turner
										19	Durant
										15	Nene
										13	Gortat
										10	Teague
										12	Curry
										9	Rhinoir, Rubio
										12	Cousins
										10	Jerebko, Knight
										18	Anderson
										14	Afflalo
										14	Williams
										12	Marion
										9	Wade
										10	Afflalo, Moore, Nicholson
										12	Lillard
										9	Irving
										9	Davis
										10	Aldridge
										8	Paul
										18	Koufos
										9	Hayward
										14	Shved
										18	Durant
										9	



SEASON REVIEW

2011-12 MEMPHIS GRIZZLIES (41-25)



Back Row, standing (L-R): Charles Sweeney, Jason March, Dana Davis, Drew Graham, Barry Hecker, Mitchell Anderson, David Joergel, Dante Cunningham, Rudy Gay, Marreese Speights, Hamed Haddadi, Marc Gasol, Zach Randolph, Darrell Arthur, Bob Thornton, Kelly Lambert, Lloyd Pierce, Henry Bibby, Jim Scholler, Gary Schmidt, Vince Ford **Front Row, sitting (L-R):** Quincy Pondexter, O.J. Mayo, Mike Conley, Lionel Hollins, Jeremy Pargo, Gilbert Arenas, Tony Allen **Not Pictured:** Josh Selby

Player	--Field Goals--					--3-Point FG--			--Free Throws--			--Rebounds--										Pts	Avg
	G	GS	Min	FG	FGA	Pct	FG	FGA	Pct	FT	FTA	Pct	Off	Def	Tot	Ass	Pf	Dq	Stl	TO	Blk		
Gay	65	65	2422	485	1067	.455	54	173	.312	208	263	.791	130	287	417	147	138	1	95	161	55	1232	19.0
Gasol	65	65	2370	357	740	.482	1	12	.083	237	317	.748	120	459	579	204	201	0	62	121	121	952	14.6
Conley	62	61	2174	296	684	.433	60	159	.377	136	158	.861	22	134	156	404	133	1	136	125	11	788	12.7
Mayo	66	0	1771	300	736	.408	100	275	.364	133	172	.773	30	180	210	169	137	2	71	124	23	833	12.6
Randolph	28	8	735	132	285	.463	2	8	.250	58	88	.659	78	147	225	48	57	0	21	40	4	324	11.6
Allen	58	57	1525	210	448	.469	8	26	.308	140	175	.800	98	135	233	79	142	0	104	94	33	568	9.8
Speights	60	54	1345	221	488	.453	0	3	.000	84	109	.771	133	241	374	48	147	2	21	74	29	526	8.8
Cunningham	64	5	1124	144	279	.516	0	2	.000	45	69	.652	91	155	246	37	98	0	42	29	34	333	5.2
Arenas	17	0	211	26	64	.406	13	39	.333	7	10	.700	2	16	18	18	35	0	11	12	1	72	4.2
Pondexter	64	8	1002	108	239	.452	22	73	.301	33	53	.623	55	71	126	27	90	0	27	30	5	271	4.2
Young	21	2	240	32	83	.386	0	9	.000	10	12	.833	14	27	41	9	12	0	11	9	2	74	3.5
Hudson	3	0	20	3	11	.273	1	3	.333	2	3	.667	0	0	0	1	0	0	0	2	0	9	3.0
Pargo	44	5	424	50	150	.333	10	38	.263	16	27	.593	12	25	37	55	46	0	15	46	0	126	2.9
Selby	28	0	237	25	72	.347	2	15	.133	11	14	.786	2	13	15	30	17	0	7	29	0	63	2.3
Haddadi	35	0	206	26	48	.542	0	1	.000	18	26	.692	28	43	71	8	43	1	1	21	26	70	2.0
Davis	15	0	130	10	27	.370	4	13	.308	4	8	.500	16	11	27	6	19	0	7	3	1	28	1.9
Skinner	1	0	4	0	1	.000	0	---	0	0	0	---	0	0	0	0	1	0	0	0	0	0	0.0
GRIZZLIES	66		19940	2425	5422	.447	277	849	.326	1142	1504	.759	831	1944	2775	1290	1316	7	631	955	345	6269	95.0
OPPONENTS	66		19940	2278	5132	.444	417	1209	.345	1163	1522	.764	729	1954	2683	1274	1275	8	518	1130	363	6136	93.0

QUICK FACTS

- Memphis set a franchise record for both regular season winning percentage (.621) and home winning percentage (.788), finishing the season with a franchise-record tying 11-game home winning streak.
- The Grizzlies clinched the fourth seed in the Western Conference Playoffs and hosted a postseason matchup, a seven-game series with the Los Angeles Clippers, for the first time in team history.
- Memphis led the league in steals (9.6) and forced turnovers (17.1) for the second consecutive season, becoming the first team to pace the NBA in both categories in back-to-back seasons since the 1995-96 and 1996-97 Seattle SuperSonics.
- The Grizzlies finished second in the Southwest Division, earning their highest end-of-season rank in the division.
- **Lionel Hollins** guided Memphis to a 24-14 record without last season's leading scorer and rebounder **Zach Randolph**, who was sidelined after sustaining a torn right MCL on Jan. 1 at Chicago.
- **Tony Allen** earned NBA All-Defensive First Team honors for the first time in his career, becoming the first Grizzlies player ever to be named to the All-Defensive First Team.
- **Marc Gasol** was named to his first career All-Star Game, marking the Grizzlies' third All-Star selection.
- **Mike Conley** set the franchise record for steals per game (2.19) and finished second in the league in the category.

NBA STATISTICAL RANKINGS

Category	Memphis		Opponents		Category	Memphis		Opponents	
Points per game	95.0	20th	93.0	5th	Assists Per Game	19.55	T-24th	19.30	4th
Field Goal Pct.	.447	16th	.444	12th	Steals Per Game	9.56	1st	7.85	16th
Free Throw Pct.	.759	13th	.764	25th	Turnovers Per Game	14.47	T-14th	17.12	1st
3-Pt. Field Goal Pct.	.326	25th	.345	11th	Blocks Per Game	5.23	12th	5.50	22th
Offensive Rebounds Per Game	12.59	5th	11.05	12th	Personal Fouls Per Game	19.94	12th	19.32	13th
Defensive Rebounds Per Game	29.45	26th	29.61	8th	Disqualifications	7	T-18th	8	T-10th
Rebounds Per Game	42.0	16th	40.7	7th	Points Per Game Differential	+2.0	12th		

SEASON REVIEW



Date	Opponent	Mem	Opp	Hm	Rd	Tot	Atten	Grizzlies Top Scorer	Grizzlies Top Rebounder	Opponent Top Scorer				
Dec 26	at San Antonio	L	82	95	0-0	0-1	0-1	18,581	Gay	19	Gay	10	Ginobili	24
Dec 28	OKLAHOMA CITY	L	95	98	0-1	0-1	0-2	18,119	Randolph	24	Gasol, Gay, Randolph	12	Durant	32
Dec 30	HOUSTON	W	113	93	1-1	0-1	1-2	16,069	Randolph	23	Randolph	9	Martin	21
Jan 1	at Chicago	L	64	104	1-1	0-2	2-2	22,763	Davis, Young	10	Gasol	10	Boozier, Brewer	17
Jan 3	SACRAMENTO	W	113	96	2-1	0-2	3-2	12,391	Gay	23	Gasol	15	Fredette	17
Jan 4	at Minnesota	W	90	86	2-1	1-2	3-3	17,404	Allen	20	Gasol	10	Love	27
Jan 6	at Utah	L	85	94	2-1	1-3	3-4	19,503	Allen, Gasol	21	Gasol	11	Jefferson	20
Jan 8	at L.A. Lakers	L	82	90	2-1	1-4	3-5	18,997	Gay	19	Gasol	11	Bryant	26
Jan 10	OKLAHOMA CITY	L	95	100	2-2	1-4	3-6	13,601	Gasol	20	Gasol	14	Westbrook	30
Jan 12	NEW YORK	W	94	83	3-2	1-4	4-6	15,324	Gay	26	Gasol	12	Anthony, Walker	14
Jan 14	NEW ORLEANS	W	108	99	4-2	1-4	5-6	14,983	Gay	23	Gasol	11	Jack	23
Jan 16	CHICAGO	W	102	86	5-2	1-4	6-6	18,119	Gay	24	Speights	12	Deng	20
Jan 18	at New Orleans	W	93	87	5-2	2-4	7-6	12,045	Gasol	22	Gasol	12	Jack	27
Jan 20	at Detroit	W	98	81	5-2	3-4	8-6	10,255	Gay	24	Gasol	6	Knight	22
Jan 21	SACRAMENTO	W	128	95	6-2	3-4	9-6	16,562	Gay	23	Speights	15	Greene	21
Jan 23	at Golden State	W	91	90	6-2	4-4	10-6	17,549	Gay	23	Gasol	11	Ellis	20
Jan 24	at Portland	L	84	97	6-2	4-5	10-7	20,602	Mayo	20	Speights	6	Aldridge	23
Jan 26	at L.A. Clippers	L	91	98	6-2	4-6	10-8	19,275	Gay	24	Gasol	11	Griffin	20
Jan 28	at Phoenix	L	84	86	6-2	4-7	10-9	14,903	Gasol, Gay	18	Gasol	13	Nash	21
Jan 30	SAN ANTONIO	L	73	83	6-3	4-7	10-10	15,118	Mayo	17	Gasol	12	Bonner	15
Jan 31	DENVER	W	100	97 (ot)	7-3	4-7	11-10	13,651	Gasol, Gay	20	Gasol, Gay	13	Harrington	23
Feb 2	at Atlanta	W	96	77	7-3	5-7	12-10	14,211	Gay	21	Gasol	13	Smith	11
Feb 3	at Oklahoma City	L	94	101	7-3	5-8	12-11	18,203	Gasol	24	Gay	13	Durant	36
Feb 5	at Boston	L	80	98	7-3	5-9	12-12	18,624	Gay	21	Cunningham	12	Garnett	24
Feb 6	SAN ANTONIO	L	84	89	7-4	5-9	12-13	13,527	Gasol	22	Gasol	8	Parker	21
Feb 8	MINNESOTA	W	85	80	8-4	5-9	13-13	13,287	Gay	19	Speights	15	Barea	17
Feb 10	INDIANA	W	98	92	9-4	5-9	14-13	16,281	Gay	21	Speights	9	West	22
Feb 12	UTAH	L	88	98	9-5	5-9	14-14	14,234	Gay	22	Speights	11	Hayward	23
Feb 14	HOUSTON	W	93	83	10-5	5-9	15-14	13,042	Conley	21	Gay	8	Lowry	24
Feb 15	at New Jersey	W	105	100	10-5	6-9	16-14	10,885	Gay	25	Speights	18	D. Williams	26
Feb 17	DENVER	W	103	102	11-5	6-9	17-14	15,201	Gay	20	Gasol	14	Brewer	26
Feb 18	GOLDEN STATE	W	104	103	12-5	6-9	18-14	17,151	Gay	19	Gasol	13	Curry	36
Feb 20	at Houston	L	93	97	12-5	6-10	18-15	12,525	Gay	23	Gasol, Gay, Speights	7	Lowry	24
Feb 21	PHILADELPHIA	W	89	76	13-5	6-10	19-15	14,258	Gasol	15	Gasol	14	Holiday	22
Feb 29	DALLAS	W	96	85	14-5	6-10	20-15	17,023	Gasol	22	Gasol	11	Terry	18
Mar 2	at Toronto	W	102	99	14-5	7-10	21-15	17,168	Gay	23	Gay	12	Bayless	18
Mar 3	DETROIT	W	100	83	15-5	7-10	22-15	17,569	Gasol, Mayo	17	Gasol	9	Stuckey	20
Mar 7	at Golden State	W	110	92	15-5	8-10	23-15	19,171	Gay	26	Gasol, Gay	12	Ellis, Thompson	16
Mar 10	at Phoenix	L	91	98	15-5	8-11	23-16	16,350	Gasol	21	Gasol	8	Dudley	19
Mar 11	at Denver	W	94	91	15-5	9-11	24-16	17,737	Mayo	22	Speights	9	Brewer, Harrington, Nene	15
Mar 13	L.A. LAKERS	L	111	116(2ot)	15-6	9-11	24-17	18,119	Speights	25	Gasol	11	Bynum	37
Mar 16	TORONTO	L	110	114 (ot)	15-7	9-11	24-18	17,239	Gasol	28	Gay	11	Bayless	28
Mar 18	WASHINGTON	W	97	92	16-7	9-11	25-18	15,412	Gay	27	Gay, Randolph	9	Wall	25
Mar 20	at Sacramento	L	110	119	16-7	9-12	25-19	11,105	Gay	23	Gasol	10	Thornton	31
Mar 22	at Portland	L	93	97	16-7	9-13	25-20	20,636	Gasol	22	Gasol	9	Batum	24
Mar 24	at L.A. Clippers	L	85	101	16-7	9-14	25-21	19,060	Randolph	14	Gasol, Randolph	8	Griffin	20
Mar 25	at L.A. Lakers	W	102	96	16-7	10-14	26-21	18,997	Gay	18	Randolph	12	Bynum	30
Mar 27	MINNESOTA	W	93	86	17-7	10-14	27-21	14,769	Gay	21	Cunningham	14	Love	28
Mar 30	at Houston	L	89	98	17-7	10-15	27-22	16,884	Gay	20	Gasol	9	Dragic	25
Mar 31	at Milwaukee	W	99	95	17-7	11-15	28-22	17,106	Mayo	24	Gasol	15	Jennings	24
Apr 2	at Oklahoma City	W	94	88	17-7	12-15	29-22	18,203	Mayo	22	Speights	13	Durant	21
Apr 3	GOLDEN STATE	W	98	94	18-7	12-15	30-22	14,310	Mayo	19	Allen	7	Lee	22
Apr 4	at Dallas	L	85	95	18-7	12-16	30-23	20,233	Mayo	17	Gasol	10	Nowitzki	23
Apr 6	at Miami	W	97	82	18-7	13-16	31-23	20,008	Gay	17	Randolph	14	James	21
Apr 7	DALLAS	W	94	89	19-7	13-16	32-23	18,119	Gay	25	Randolph	11	Nowitzki	17
Apr 9	L.A. CLIPPERS	W	94	85	20-7	13-16	33-23	17,219	Gasol	18	Randolph	12	Paul	21
Apr 11	PHOENIX	W	104	93	21-7	13-16	34-23	15,239	Gay	32	Randolph	9	Gortat	19
Apr 12	at San Antonio	L	97	107	21-7	13-17	34-24	18,581	Gay	19	Randolph	11	Duncan	28
Apr 14	UTAH	W	103	98	22-7	13-17	35-24	17,190	Gay	26	Gay	12	Harris, Jefferson	20
Apr 15	at New Orleans	L	75	88	22-7	13-18	35-25	15,570	Gay	24	Randolph	13	Gordon	18
Apr 17	at Minnesota	W	91	84	22-7	14-18	36-25	16,709	Gay	28	Randolph	11	Barea	28
Apr 18	NEW ORLEANS	W	103	91	23-7	14-18	37-25	14,507	Gay	26	Randolph	6	Dyson	24
Apr 20	at Charlotte	W	85	80	23-7	15-18	38-25	13,428	Conley	20	Gay, Randolph	6	Henderson	24
Apr 21	PORTLAND	W	93	89	24-7	15-18	39-25	17,904	Gay	21	Speights	11	Hickson	32
Apr 23	CLEVELAND	W	109	101	25-7	15-18	40-25	15,504	Gasol, Speights	17	Speights	10	Irving	25
Apr 26	ORLANDO	W	88	76	26-7	15-18	41-25	17,215	Gasol	22	Randolph	12	Turkoglu	18

INTRO

PLAYERS

EXECUTIVE

BASKETBALL OPS

BUSINESS OPS

MEDIA

COMMUNITY

HISTORY

PLAYOFFS

REVIEW

OPPONENTS

NBA

FEDERATION

AT A GLANCE



SEASON REVIEW

2010-11 MEMPHIS GRIZZLIES (46-36)



Back Row, standing (L-R): Damon Stoudamire, Gary Schmidt, Johnny Davis, Mitchell Anderson, Leon Powe, Rudy Gay, Zach Randolph, Hamed Haddadi, Marc Gasol, Darrell Arthur, Shane Battier, Sam Young, Drew Graham, Henry Bibby, David Joerg, Kelly Lambert, Barry Hecker. **Front Row, sitting (L-R):** Xavier Henry, Tony Allen, Ish Smith, Lionel Hollins, Mike Conley, O.J. Mayo, Greivis Vasquez. Not Pictured: Jason Williams.

	--Field Goals--					--3-Point FG--			--Free Throws--			--Rebounds--											
Player	G	GS	Min	FG	FGA	Pct	FG	FGA	Pct	FT	FTA	Pct	Off	Def	Tot	Ass	PF	Dq	Stl	TO	Blk	Pts	Avg
Randolph	75	74	2724	598	1188	.503	8	43	.186	300	396	.758	326	588	914	163	175	0	63	151	25	1504	20.1
Gay	54	54	2152	409	869	.471	57	144	.396	194	241	.805	82	254	336	153	131	2	91	135	58	1069	19.8
Conley	81	81	2872	423	953	.444	80	217	.369	181	247	.733	32	215	247	528	182	0	144	176	18	1107	13.7
Gasol	81	81	2586	364	691	.527	3	7	.429	220	294	.748	154	415	569	200	265	2	74	146	136	951	11.7
Mayo	71	17	1869	304	747	.407	96	264	.364	99	131	.756	35	135	170	145	127	0	73	99	26	803	11.3
Arthur	80	9	1609	310	624	.497	0	6	.000	109	134	.813	115	227	342	53	228	4	52	88	63	729	9.1
Allen	72	31	1494	251	492	.510	4	23	.174	137	182	.753	70	123	193	104	161	0	129	86	44	643	8.9
Young	78	46	1577	233	494	.472	17	50	.340	89	116	.767	40	147	187	71	120	0	68	61	23	572	7.3
Powe	16	0	141	30	60	.500	0	2	.000	28	46	.609	8	17	25	5	24	0	3	7	1	88	5.5
Battier	23	0	557	43	101	.426	14	42	.333	15	17	.882	32	60	92	32	31	0	16	16	10	115	5.0
Henry	38	16	527	65	160	.406	2	17	.118	33	52	.635	9	28	37	18	48	0	11	13	3	165	4.3
Vasquez	70	1	860	95	233	.408	25	86	.291	34	44	.773	12	61	73	151	83	0	22	70	4	249	3.6
Haddadi	31	0	168	30	58	.517	0	1	.000	15	23	.652	24	44	68	5	29	0	2	11	13	75	2.4
Williams	11	0	124	9	29	.310	3	15	.200	0	0	---	0	8	8	28	2	0	3	7	1	21	1.9
Smith	15	0	113	11	32	.344	0	2	.000	5	11	.455	1	4	5	15	11	0	5	8	0	27	1.8
Carroll	7	0	39	4	9	.444	0	0	---	2	2	1.000	2	6	8	2	5	0	1	0	1	10	1.4
Thabeet	45	0	369	17	39	.436	0	0	---	19	35	.543	24	51	75	4	73	0	9	17	15	53	1.2
Law	11	0	94	3	19	.158	0	6	.000	6	10	.600	3	8	11	14	10	0	4	10	0	12	1.1
Carney	2	0	5	1	3	.333	0	1	.000	0	0	---	1	0	1	0	0	0	1	0	0	2	1.0
GRIZZLIES	82		19880	3200	6801	.471	309	926	.334	1486	1981	.750	970	2391	3361	1691	1705	8	771	1145	441	8195	99.9
OPPONENTS	82		19880	2967	6489	.457	587	1592	.369	1482	1948	.761	905	2387	3292	1724	1754	12	613	1367	505	8003	97.6

QUICK FACTS

- Earning their first postseason berth since the 2005-06 season, the Memphis Grizzlies captivated fans nationwide with a 13-game run through the NBA Playoffs that included a first-round upset over the top-seeded San Antonio Spurs and a thrilling seven-game series with the Oklahoma City Thunder.
- Memphis won the first seven postseason games in franchise history, advancing to the conference semifinals for the first time and selling out all six home playoff games at FedExForum.
- The Grizzlies became the second eighth-seed in NBA history to eliminate a one-seed in a seven-game series (Golden State over Dallas in 2007).
- Memphis competed in a triple-overtime epic with Oklahoma City in Game 4 of the Western Conference Semifinals at FedExForum, tying the longest game in team history and marking the longest game in club postseason history.
- Memphis won 30 home games, tying the second-highest single-season win total in club history, behind only the 2003-04 season (31-10).
- Lionel Hollins became the franchise's all-time winningest head coach, eclipsing Mike Fratello with his 96th victory on Jan. 31 vs. Orlando. Under Hollins, Memphis led the league in both steals and forced turnovers while posting a winning record in four consecutive calendar months (January-April) for the first time in team history.
- Zach Randolph was named to the All-NBA Third Team, the first All-NBA selection for both Randolph and the Grizzlies franchise. Randolph earned numerous honors during the season, including the NBA Western Conference Player of the Month Award for January, three NBA Player of the Week Awards and the NBA Community Assist Award for December, all career firsts.
- After finishing fourth in the NBA Defensive Player of the Year voting, Tony Allen was selected to the NBA All-Defensive Second Team in his first season with the Grizzlies. This marks the first appearance on the All-Defensive Team by a Grizzlies player.
- Rudy Gay drained a game-winning pull-up jumper over LeBron James as time expired to give Memphis a 97-95 victory over Miami on Nov. 20 at FedExForum.
- Mike Conley led the team in assists per game (6.5) for the fourth consecutive season.

NBA STATISTICAL RANKINGS

Category	Memphis		Opponents		Category	Memphis		Opponents	
Points per game	99.9	12th	97.6	13th	Assists Per Game	20.62	T-21st	21.02	14th
Field Goal Pct.	.471	6th	.457	14th	Steals Per Game	9.40	1st	7.48	20th
Free Throw Pct.	.750	23rd	.761	21th	Turnovers Per Game	13.96	T-12th	16.67	1st
3-PT. Field Goal Pct.	.334	27th	.369	24th	Blocks Per Game	5.38	7th	6.16	30th
Offensive Rebounds Per Game	11.83	6th	11.04	18th	Personal Fouls Per Game	20.79	17th	21.39	T-8th
Defensive Rebounds Per Game	29.16	24th	29.11	T-4th	Disqualifications	8	T-8th	12	T-9th
Rebounds Per Game	41.0	16th	40.1	8th	Points Per Game Differential	+2.3	10th		

SEASON REVIEW



Date	Opponent	Mem	Opp	Hm	Rd	Tot	Atten	Grizzlies	Grizzlies	Opponent	Top Scorer			
								Top Scorer	Top Rebounder					
Oct 27	ATLANTA	L	104	119	0-1	0-0	0-1	17,519	Conley	23	Gay	10	Johnson	22
Oct 29	at Dallas	W	91	90	0-1	1-0	1-1	20,060	Gay	21	Gasol	15	Nowitzki	27
Oct 30	MINNESOTA	W	109	89	1-1	1-0	2-1	12,753	Mayo	29	Gasol	8	Ellington	17
Nov 2	at L.A. Lakers	L	105	124	1-1	1-1	2-2	18,997	Gay	30	Gasol	8	Bryant	23
Nov 3	at Golden State	L	109	115	1-1	1-2	2-3	16,607	Gay	35	Gasol	8	Ellis	39
Nov 5	at Phoenix	L	118	123(2ot)	1-1	1-3	2-4	16,470	Gasol, Gay	26	Randolph	14	Richardson	38
Nov 6	at Sacramento	W	100	91	1-1	2-3	3-4	14,085	Gay	32	Randolph	11	Evans	30
Nov 8	PHOENIX	W	109	99	2-1	2-3	4-4	10,786	Randolph	23	Randolph	20	Hill	19
Nov 10	DALLAS	L	91	106	2-2	2-3	4-5	10,767	Randolph	23	Gay, Randolph	9	Terry	25
Nov 13	BOSTON	L	110	116(ot)	2-3	2-3	4-6	18,119	Gay	22	Randolph	11	Pierce	28
Nov 15	at Orlando	L	72	89	2-3	2-4	4-7	18,846	Gasol	14	Gay, Randolph	9	Carter	19
Nov 16	PORTLAND	L	99	100	2-4	2-4	4-8	10,827	Gay	20	Randolph	14	Matthews	30
Nov 19	at Washington	L	86	89	2-4	2-5	4-9	13,504	Randolph	19	Randolph	12	Arenas	24
Nov 20	MIAMI	W	97	95	3-4	2-5	5-9	18,119	Randolph	21	Randolph	13	James	29
Nov 24	DETROIT	W	105	84	4-4	2-5	6-9	11,283	Randolph	21	Randolph	14	Stuckey	17
Nov 26	GOLDEN STATE	W	116	111	5-4	2-5	7-9	14,753	Gay	25	Randolph	7	Biedrins	28
Nov 27	at Cleveland	L	86	92	5-4	2-6	7-10	20,562	Gay	17	Randolph	11	Williams	25
Nov 30	L.A. LAKERS	W	98	96	6-4	2-6	8-10	17,638	Conley	28	Gasol	9	Bryant	29
Dec 1	at Atlanta	L	109	112	6-4	2-7	8-11	11,513	Gay	23	Randolph	19	Horford	20
Dec 3	HOUSTON	L	111	127	6-5	2-7	8-12	14,577	Gay	29	Randolph	8	Lowry, Martin	28
Dec 5	at Denver	L	107	108	6-5	2-8	8-13	15,017	Gay	24	Randolph	12	Nene	27
Dec 6	at Utah	L	85	94	6-5	2-9	8-14	19,131	Conley	19	Randolph	14	Williams	27
Dec 8	at Phoenix	W	104	98(ot)	6-5	3-9	9-14	16,288	Randolph	34	Randolph	17	Dragic	10
Dec 11	at L.A. Clippers	W	85	84	6-5	4-9	10-14	14,970	Randolph	18	Randolph	13	Gordon	25
Dec 13	PORTLAND	W	86	73	7-5	4-9	11-14	10,467	Randolph	25	Randolph	20	Matthews	18
Dec 15	CHARLOTTE	W	113	80	8-5	4-9	12-14	12,219	Mayo	24	Gasol	10	Jackson	16
Dec 17	at Houston	L	87	103	8-5	4-10	12-15	14,534	Gay, Young	19	Randolph	9	Martin	34
Dec 18	at San Antonio	L	106	112(ot)	8-5	4-11	12-16	18,581	Mayo	27	Randolph	21	Parker	37
Dec 21	NEW JERSEY	L	94	101	8-6	4-11	12-17	14,113	Gasol	19	Randolph	14	Lopez	26
Dec 26	at Indiana	W	104	90	8-6	5-11	13-17	12,630	Gay	30	Randolph	16	Granger	29
Dec 27	TORONTO	W	96	85	9-6	5-11	14-17	14,971	Randolph	21	Allen, Randolph	8	Kleiza	22
Dec 29	at Sacramento	L	98	100	9-6	5-12	14-18	12,636	Randolph	35	Randolph	17	Udrih	24
Jan 1	at Utah	L	92	98	9-6	5-13	14-19	19,732	Randolph	27	Randolph	16	Millsap	22
Jan 2	at L.A. Lakers	W	104	85	9-6	6-13	15-19	18,997	Gay	27	Gasol	10	Bryant	28
Jan 4	OKLAHOMA CITY	W	110	105	10-6	6-13	16-19	12,765	Randolph	31	Randolph	16	Durant, Westbrook	20
Jan 7	UTAH	W	110	99	11-6	6-13	17-19	14,781	Gay	28	Randolph	11	Millsap	28
Jan 8	at Oklahoma City	L	100	109	11-6	6-14	17-20	18,203	Randolph	27	Randolph	16	Durant	40
Jan 10	at Charlotte	L	82	96	11-6	6-15	17-21	10,188	Randolph	15	Randolph	15	Jackson	27
Jan 12	at Detroit	W	107	99	11-6	7-15	18-21	13,068	Randolph	34	Randolph	17	Gordon	25
Jan 15	DALLAS	W	89	70	12-6	7-15	19-21	15,812	Randolph	23	Randolph	20	Manhimi	17
Jan 17	CHICAGO	L	84	96	12-7	7-15	19-22	18,119	Randolph	21	Randolph	13	Deng	28
Jan 19	at New Orleans	L	102	103(ot)	12-7	7-16	19-23	15,951	Conley, Gay	22	Gasol, Randolph	10	Paul	20
Jan 21	HOUSTON	W	115	110	13-7	7-16	20-23	13,458	Randolph	29	Randolph	19	Martin	32
Jan 22	at Milwaukee	W	94	81	13-7	8-16	21-23	16,157	Gasol	24	Gasol	16	Boykins	23
Jan 24	at Toronto	W	100	98	13-7	9-16	22-23	14,127	Gay	21	Randolph	12	Bargnani	29
Jan 26	at New Jersey	L	88	93	13-7	9-17	22-24	8,866	Gay	22	Randolph	16	Morrow	19
Jan 28	at Philadelphia	W	99	94	13-7	10-17	23-24	14,289	Randolph	22	Randolph	12	Holiday, Meeks	16
Jan 29	WASHINGTON	W	107	93	14-7	10-17	24-24	14,722	Randolph	24	Randolph	20	Wall	14
Jan 31	ORLANDO	W	100	97	15-7	10-17	25-24	13,513	Conley	26	Randolph	9	Howard	25
Feb 2	at Minnesota	W	102	84	15-7	11-17	26-24	12,662	Randolph	23	Randolph	13	Beasley	19
Feb 4	CLEVELAND	W	112	105	16-7	11-17	27-24	11,932	Randolph	29	Randolph	13	Hickson	31
Feb 5	at Houston	L	83	95(ot)	16-7	11-18	27-25	18,195	Randolph	22	Randolph	17	Martin	31
Feb 7	L.A. LAKERS	L	84	93	16-8	11-18	27-26	18,119	Young	22	Gasol, Randolph	12	Bryant	19
Feb 8	at Oklahoma City	W	105	101(ot)	16-8	12-18	28-26	17,868	Randolph	31	Randolph	14	Durant	31
Feb 11	MILWAUKEE	W	89	86	17-8	12-18	29-26	14,749	Conley	23	Gay	10	Maggette	22
Feb 13	DENVER	W	116	108	18-8	12-18	30-26	15,398	Arthur	24	Randolph	16	Anthony	28
Feb 15	PHILADELPHIA	W	102	91	19-8	12-18	31-26	11,197	Conley	22	Randolph	10	Young	23
Feb 22	at Denver	L	107	120	19-8	12-19	31-27	14,638	Allen	26	Allen, Randolph	8	Smith	26
Feb 23	at Minnesota	W	104	95	19-8	13-19	32-27	11,497	Randolph	24	Randolph	10	Ellington	16
Feb 26	SACRAMENTO	W	120	92	20-8	13-19	33-27	16,028	Randolph	23	Randolph	12	Udrih	34
Feb 27	at San Antonio	L	88	95	20-8	13-20	33-28	18,581	Randolph	24	Randolph	17	Ginobili	15
Mar 1	SAN ANTONIO	W	109	93	21-8	13-20	34-28	13,480	Arthur, Randolph	21	Randolph	10	Neal	14
Mar 4	NEW ORLEANS	L	91	98	21-9	13-20	34-29	15,367	Randolph	20	Randolph	11	Paul	23
Mar 6	at Dallas	W	104	103	21-9	14-20	35-29	20,102	Randolph	29	Battier	11	Terry	26
Mar 7	OKLAHOMA CITY	W	107	101	22-9	14-20	36-29	13,903	Allen, Conley	20	Battier, Mayo	7	Westbrook	27
Mar 9	NEW YORK	L	108	110	22-10	14-20	36-30	17,512	Allen	22	Randolph	11	Anthony	31
Mar 12	at Miami	L	85	118	22-10	14-21	36-31	19,600	Mayo	19	Randolph	9	Wade	28
Mar 14	L.A. CLIPPERS	W	102	85	23-10	14-21	37-31	15,989	Randolph	30	Randolph	12	Bledsoe	19
Mar 17	at New York	L	99	120	23-10	14-22	37-32	19,763	Conley	16	Arthur	7	Douglas	29
Mar 19	INDIANA	W	99	78	24-10	14-22	38-32	17,013	Allen	19	Allen	11	Collison, Granger	17
Mar 21	UTAH	W	103	85	25-10	14-22	39-32	12,688	Randolph	19	Randolph	13	Millsap	15
Mar 23	at Boston	W	90	87	25-10	15-22	40-32	18,624	Powe, Randolph	13	Gasol	11	Pierce	22
Mar 25	at Chicago	L	96	99	25-10	15-23	40-33	22,274	Randolph	16	Gasol	11	Rose	24
Mar 27	SAN ANTONIO	W	111	104	26-10	15-23	41-33	17,098	Allen, Randolph	23	Randolph	11	Hill	30
Mar 30	GOLDEN STATE	W	110	91	27-10	15-23	42-33	13,815	Allen	21	Randolph	13	Ellis, Wright	16
Apr 1	at New Orleans	W	93	81	27-10	16-23	43-33	16,561	Randolph	28	Gasol, Randolph	10	Landry	19
Apr 2	MINNESOTA	W	106	89	28-10	16-23	44-33	15,327	Randolph	22	Gasol	9	Beasley	20
Apr 5	L.A. CLIPPERS	L	81	82	28-11	16-23	44-34	15,433	Conley	20	Gasol	15	Williams	16
Apr 8	SACRAMENTO	W	101	96	29-11	16-23	45-34	16,517	Randolph	27	Randolph	15	Thornhill	18
Apr 10	NEW ORLEANS	W	111	89	30-11	16-23	46-34	17,041	Mayo	18	Gasol, Haddadi	7	Belinelli	18
Apr 12	at Portland	L	89	102	30-11	16-24	46-35	20,662	Conley	17	Gasol, Haddadi	10	Aldridge	32
Apr 13	at L.A. Clippers	L	103	110	30-11	16-25	46-36	19,060	Young	22	Arthur	9	Griffin	31

INTRO

PLAYERS

EXECUTIVE

BASKETBALL OPS

BUSINESS OPS

MEDIA

COMMUNITY

HISTORY

PLAYOFFS

REVIEW

OPPONENTS

NBA

FEDERATION

AT A GLANCE



SEASON REVIEW

2009-10 MEMPHIS GRIZZLIES (40-42)



Back Row, standing (L-R): Drew Graham, Damon Stoudamire, Johnny Davis, Gary Schmidt, Mitchell Anderson, Darrell Arthur, Rudy Gay, Marc Gasol, Hasheem Thabeet, Hamed Haddadi, Zach Randolph, DeMarre Carroll, Henry Bibby, Jim Scholler, David Joerger, Jason Biles, Barry Hecker. **Front Row, sitting (L-R):** Sam Young, O.J. Mayo, Mike Conley, Lionel Hollins, Marcus Williams, Jamaal Tinsley, Ronnie Brewer. Not Pictured: Lester Hudson.

	--Field Goals--						--3-Point FG--			--Free Throws--			--Rebounds--											
Player	G	GS	Min	FG	FGA	Pct	FG	FGA	Pct	FT	FTA	Pct	Off	Def	Tot	Ast	PF	Dq	Stl	TO	Blk	Pts	Av	
Randolph	81	81	3051	652	1336	.488	15	52	.288	362	465	.778	330	620	950	149	226	3	80	174	34	1681	20.8	
Gay	80	80	3175	600	1288	.466	66	202	.327	301	400	.753	115	357	472	153	201	0	118	169	64	1567	19.6	
Mayo	82	82	3113	542	1183	.458	136	355	.383	212	262	.809	61	250	311	242	174	1	98	176	17	1432	17.5	
Gasol	69	69	2469	378	651	.581	0	1	.000	252	376	.670	208	432	640	165	254	3	69	135	109	1008	14.6	
Iverson	3	0	67	15	26	.577	1	1	1.000	6	12	.500	1	3	4	11	5	0	1	7	0	37	12.3	
Conley	80	80	2569	369	830	.445	82	212	.387	139	187	.743	30	161	191	425	178	4	109	170	12	959	12.0	
Young	80	1	1321	224	497	.451	11	.56	.196	136	175	.777	77	124	201	52	106	0	34	94	20	595	7.4	
Arthur	32	1	457	63	146	.432	0	1	.000	17	30	.567	37	73	110	15	60	0	14	22	14	143	4.5	
Williams	62	1	872	104	271	.384	24	81	.296	37	55	.673	13	80	93	161	43	0	32	74	1	269	4.3	
Hudson	9	0	61	14	35	.400	2	11	.182	6	7	.857	4	6	10	5	5	0	5	5	1	36	4.0	
Tinsley	38	1	589	52	140	.371	7	39	.179	22	27	.815	11	55	66	108	67	0	33	63	5	133	3.5	
Thabeet	68	13	883	77	171	.588	0	0	---	54	93	.581	85	158	243	11	162	1	15	43	89	208	3.1	
Carroll	71	1	795	88	222	.396	0	6	.000	33	53	.623	53	97	150	33	107	1	28	24	9	209	2.9	
Hunter	21	0	158	17	43	.395	0	0	---	19	36	.528	18	24	42	0	10	0	1	9	10	53	2.5	
Brewer	5	0	80	3	13	.231	0	0	---	4	5	.800	1	6	7	3	0	0	6	2	0	10	2.0	
Haddadi	36	0	240	24	62	.387	0	3	.000	14	19	.737	26	49	75	10	57	0	1	20	14	62	1.7	
Gilder	2	0	5	1	1	1.000	0	0	---	0	0	---	0	1	1	0	0	0	1	0	0	2	1.0	
GRIZZLIES	82	19905	3223	6875	.469	.469	344	1020	.337	1614	2202	.733	1070	2496	3566	1543	1655	13	645	1248	399	8404	102.5	
OPPONENTS	82	19905	3277	6849	.478	.478	572	1618	.354	1402	1858	.755	907	2349	3256	1875	1840	19	635	1165	501	8528	104.0	

QUICK FACTS

- The Memphis Grizzlies finished with a 40-42 record (.488), a 16-game improvement over the 2008-09 season, second in the NBA behind the Oklahoma City Thunder.
- Team established the longest home and road winning streaks in franchise history, winning 11 straight at FedExForum from Dec. 18, 2009-Jan. 25, 2010 and seven-in-a-row away from home from Feb. 17-March 10, 2010.
- In his first season with the team, **Zach Randolph** led the team in scoring (20.8 points) and rebounding (11.7) while setting or tying 16 franchise records en route to his first career All-Star appearance.
- Grizzlies set franchise records in scoring (102.5 points) and field goal percentage (.469).
- Head Coach **Lionel Hollins** is named the Western Conference Coach of the Month after leading the Grizzlies to a 9-4 record (.692) in December, the best December record and sixth-highest winning percentage in a single month in team history.
- Memphis defeated every NBA division leader, including the Cleveland Cavaliers, Los Angeles Lakers, Orlando Magic, Boston Celtics, Dallas Mavericks and Denver Nuggets.
- The Grizzlies won 39 of their final 74 games (.527) following a 1-8 start to the season.
- The club snapped long-standing road losing streaks against the San Antonio Spurs (10 games), New Orleans Hornets (eight games), Phoenix Suns (seven games), Chicago Bulls (five games), Portland Trail Blazers (four games) and Philadelphia 76ers (four games).
- Marc Gasol** set a franchise record for field goal percentage (.581, 4th in the NBA), breaking the previous mark held by his brother Pau (.538 in 2006-07).

NBA STATISTICAL RANKINGS

Category	Memphis		Opponents		Category	Memphis		Opponents	
Points per game	102.5	7th	104.0	24th	Assists Per Game	18.82	29th	22.87	23rd
Field Goal Pct.	.469	9th	.478	24th	Steals Per Game	7.87	7th	7.74	24th
Free Throw Pct.	.733	25th	.755	12th	Turnovers Per Game	15.22	27th	14.21	17th
3-Pt. Field Goal Pct.	.337	26th	.354	15th	Blocks Per Game	4.87	18th	6.11	28th
Offensive Rebounds Per Game	13.05	1st	11.06	15th	Personal Fouls Per Game	20.18	12th	22.44	T-2nd
Defensive Rebounds Per Game	30.44	18th	28.65	2nd	Disqualifications	13	T-22nd	19	3rd
Rebounds Per Game	43.5	4th	39.7	7th	Points Per Game Differential	-1.5	17th		

SEASON REVIEW



Date	Opponent	Mem	Opp	Hm	Rd	Tot	Atten	Grizzlies Top Scorer	Grizzlies Top Rebounder	Opponent Top Scorer		
Oct 28	DETROIT	L	74	96	0-1	0-0	17,212	Gasol	21	Hamilton	25	
Oct 30	TORONTO	W	115	107	1-1	0-0	11,563	Randolph	30	Bosh	37	
Nov 1	at Denver	L	123	133	1-1	0-1	15,823	Mayo	40	Anthony	42	
Nov 2	at Sacramento	L	116	127(ot)	1-1	0-2	13,717	Randolph	30	Martin	48	
Nov 4	at Golden State	L	105	113	1-1	0-3	14,745	Gay	29	Ellis, Morrow	24	
Nov 6	at L.A. Lakers	L	98	114	1-1	0-4	15,997	Gay	22	Bryant	41	
Nov 7	at L.A. Clippers	L	110	113	1-1	0-5	15,399	Gay	33	Kaman	26	
Nov 10	PORTLAND	L	79	93	1-2	0-5	17,059	Gasol	20	Roy	20	
Nov 11	at Houston	L	79	104	1-2	0-6	17,220	Mayo	19	Scola	22	
Nov 14	MINNESOTA	W	97	87	2-2	0-6	2-8	10,019	Gay, Mayo	19	Brewer	16
Nov 18	L.A. CLIPPERS	W	106	91	3-2	0-6	3-8	10,012	Gay, Randolph	21	B. Davis	23
Nov 20	at Philadelphia	W	102	97	3-2	1-6	4-8	14,269	Gay	33	Williams	31
Nov 21	MILWAUKEE	L	98	103	3-3	1-6	4-9	11,209	Gay	24	Jennings	26
Nov 23	SACRAMENTO	W	116	105	4-3	1-6	5-9	10,109	Gay	24	Evans	28
Nov 25	at Phoenix	L	111	126	4-3	1-7	5-10	18,284	Randolph	24	Stoudemire	28
Nov 27	at Portland	W	106	96	4-3	2-7	6-10	20,540	Randolph	21	Roy	26
Nov 29	at L.A. Clippers	L	88	98	4-3	2-8	6-11	14,854	Gasol	26	Gordon	29
Nov 30	at Utah	L	93	120	4-3	2-9	6-12	18,469	Mayo	20	Brewer	25
Dec 2	at Minnesota	W	97	95	4-3	3-9	7-12	11,408	Conley, Gay, Randolph	20	Gomes	20
Dec 4	DALLAS	W	98	82	5-3	3-9	8-12	13,020	Mayo	25	Terry	18
Dec 8	CLEVELAND	W	111	109(ot)	6-3	3-9	9-12	16,325	Randolph	32	James	43
Dec 11	OKLAHOMA CITY	L	94	102	6-4	3-9	9-13	13,048	Conley	20	Durant	32
Dec 13	at Miami	W	118	90	6-4	4-9	10-13	14,465	Gay	41	Wade	25
Dec 14	BOSTON	L	105	110	6-5	4-9	10-14	14,193	Gay	23	Gasol, Thabeet	19
Dec 16	at Atlanta	L	97	110	6-5	4-10	10-15	13,013	Young	20	Johnson	26
Dec 18	INDIANA	W	107	94	7-5	4-10	11-15	13,217	Randolph	26	Dunleavy, Ford	16
Dec 20	DENVER	W	102	96	8-5	4-10	12-15	13,385	Randolph	32	Anthony	41
Dec 22	GOLDEN STATE	W	121	108	9-5	4-10	13-15	12,827	Randolph	33	Maggette	25
Dec 26	at Dallas	L	101	106	9-5	4-11	13-16	20,195	Randolph	27	Terry	23
Dec 28	WASHINGTON	W	116	111(ot)	10-5	4-11	14-16	14,571	Mayo	28	Arenas	30
Dec 30	at Indiana	W	121	110	10-5	5-11	15-16	14,741	Gay	31	Head	30
Jan 2	at Phoenix	W	128	103	10-5	6-11	16-16	17,135	Mayo	25	Stoudemire	29
Jan 5	at Portland	W	109	104	10-5	7-11	17-16	20,278	Mayo, Randolph	27	Roy	27
Jan 6	at Utah	L	94	117	10-5	7-12	17-17	19,008	Young	22	Miles	24
Jan 8	UTAH	W	91	89	11-5	7-12	18-17	14,213	Randolph	29	Okur	16
Jan 9	at Charlotte	L	87	89	11-5	7-13	18-18	15,438	Mayo	25	Felton	19
Jan 12	L.A. CLIPPERS	W	104	102	12-5	7-13	19-18	11,004	Gay, Gasol	24	B. Davis	27
Jan 15	MINNESOTA	W	135	110	13-5	7-13	20-18	12,812	Gay	21	Brewer	22
Jan 16	SAN ANTONIO	W	92	86	14-5	7-13	21-18	14,116	Randolph	23	Duncan	23
Jan 18	PHOENIX	W	125	118	15-5	7-13	22-18	18,119	Gay	31	Nash	22
Jan 20	at New Orleans	L	111	113	15-5	7-14	22-19	14,238	Gay	26	Paul, West	21
Jan 22	OKLAHOMA CITY	W	86	84	16-5	7-14	23-19	12,948	Gay, Randolph	25	Durant	30
Jan 25	ORLANDO	W	99	94	17-5	7-14	24-19	12,273	Randolph	23	Howard	27
Jan 27	at Detroit	W	99	93	17-5	8-14	25-19	14,886	Gasol	25	Stuckey	17
Jan 29	at San Antonio	L	97	104	17-5	8-15	25-20	18,088	Mayo	28	Duncan	19
Jan 30	NEW ORLEANS	L	102	109(ot)	17-6	8-15	25-21	12,317	Gasol, Randolph	25	West	22
Feb 1	L.A. LAKERS	W	95	93	18-6	8-15	26-21	18,119	Gay	25	Bryant	44
Feb 2	at Cleveland	L	89	105	18-6	8-16	26-22	20,562	Gay	15	James	22
Feb 5	HOUSTON	L	83	101	18-7	8-16	26-23	14,531	Gasol	17	Brooks	19
Feb 6	at Minnesota	L	102	109	18-7	8-17	26-24	14,159	Gay	27	Gomes	26
Feb 9	ATLANTA	L	94	108	18-8	8-17	26-25	10,491	Randolph	20	Crawford	28
Feb 16	PHOENIX	L	95	109	18-9	8-17	26-26	11,508	Gay	21	Richardson	27
Feb 17	at Toronto	W	109	102(ot)	18-9	9-17	27-26	16,829	Gay	29	Bosh	32
Feb 19	MIAMI	L	87	100(2ot)	18-10	9-17	27-27	16,127	Gasol	22	Beasley	30
Feb 21	at New Jersey	W	104	94	18-10	10-17	28-27	12,076	Gay	29	Lopez	26
Feb 23	L.A. LAKERS	L	98	99	18-11	10-17	28-28	18,119	Mayo	25	Bryant	32
Feb 24	at Washington	W	99	94	18-11	11-17	29-28	11,875	Randolph	22	Blatche	24
Feb 26	CHARLOTTE	L	89	93	18-12	11-17	29-29	14,713	Randolph	24	Johnson	32
Feb 27	at New York	W	120	109	18-12	12-17	30-29	19,763	Randolph	31	Harrington	31
Mar 1	PORTLAND	L	93	103	18-13	12-17	30-30	11,123	Randolph	22	Roy	25
Mar 3	at New Orleans	W	104	100	18-13	13-17	31-30	14,347	Conley	26	Thornton	24
Mar 4	at Chicago	W	105	96	18-13	14-17	32-30	19,187	Randolph	31	Deng	23
Mar 6	SAN ANTONIO	L	92	102	18-14	14-17	32-31	15,928	Mayo	23	Jefferson	18
Mar 8	NEW JERSEY	W	107	101	19-14	14-17	33-31	10,317	Conley, Gay	21	Lee	30
Mar 10	at Boston	W	111	91	19-14	15-17	34-31	18,624	Gay	28	Allen, Rondo	17
Mar 12	NEW YORK	W	119	112	20-14	15-17	35-31	12,236	Randolph	24	Walker	21
Mar 13	DENVER	L	108	125	20-15	15-17	35-32	17,023	Mayo	25	Smith	30
Mar 16	CHICAGO	W	104	97	21-15	15-17	36-32	15,413	Mayo	24	Murray	25
Mar 17	at Houston	L	94	107	21-15	15-18	36-33	16,142	Randolph	30	Brooks	31
Mar 20	GOLDEN STATE	W	123	107	22-15	15-18	37-33	14,897	Gay	25	Ellis	28
Mar 22	at Sacramento	W	102	85	22-15	16-18	38-33	11,497	Randolph	25	Landry	23
Mar 24	at Golden State	L	110	128	22-15	16-19	38-34	17,123	Gay	25	Curry	30
Mar 28	at Milwaukee	L	103	108(ot)	22-15	16-20	38-35	17,008	Randolph	31	Jennings	29
Mar 31	DALLAS	L	102	106(ot)	22-16	16-20	38-36	11,616	Mayo	27	Terry	29
Apr 2	NEW ORLEANS	W	107	96	23-16	16-20	39-36	15,043	Mayo	27	Thornton	19
Apr 4	at Orlando	L	92	107	23-16	16-21	39-37	17,461	Randolph	24	Carter	26
Apr 6	HOUSTON	L	103	113	23-17	16-21	39-38	11,673	Randolph	22	Martin	29
Apr 7	at Dallas	L	84	110	23-17	16-22	39-39	20,105	Gay	23	Butler	23
Apr 9	at San Antonio	W	107	99	23-17	17-22	40-39	18,581	Randolph	28	Ginobili	26
Apr 10	PHILADELPHIA	L	101	120	23-18	17-22	40-40	15,936	Conley	23	Speights	22
Apr 12	at Denver	L	101	123	23-18	17-23	40-41	19,155	Conley	22	Smith	26
Apr 14	at Oklahoma City	L	105	114	23-18	17-24	40-42	18,334	Gay	25	Durant	31

INTRO

PLAYERS

EXECUTIVE

BASKETBALL OPS

BUSINESS OPS

MEDIA

COMMUNITY

HISTORY

PLAYOFFS

REVIEW

OPPONENTS

NBA

FEDERATION

AT A GLANCE



SEASON REVIEW

2008-09 MEMPHIS GRIZZLIES (24-58)



Back Row, standing (L-R): Damon Stoudamire, Gary Schmidt, Drew Graham, Johnny Davis, Quinton Ross, Rudy Gay, Hakim Warrick, Marc Gasol, Darko Milicic, Darius Miles, Darrell Arthur, David Joerger, Henry Bibby, Barry Hecker, Jim Scholler, Jason Biles.

Front Row, sitting (L-R): Marko Jaric, O.J. Mayo, Lionel Hollins, Mike Conley, Greg Buckner. Not Pictured: Hamed Haddadi.

Player	--Field Goals--						--3-Point FG--			--Free Throws--			--Rebounds--										
	G	GS	Min	FG	FGA	Pct	FG	FGA	Pct	FT	FTA	Pct	Off	Def	Tot	Ast	PF	Dq	Stl	TO	Blk	Pts	Avg
Gay	79	78	2945	572	1262	.453	85	242	.351	264	344	.767	109	328	437	135	221	1	98	203	59	1493	18.9
Mayo	82	82	3120	562	1283	.438	145	378	.384	247	281	.879	56	252	308	262	204	1	91	226	13	1516	18.5
Gasol	82	75	2521	350	661	.530	0	1	.000	275	375	.733	201	404	605	143	265	5	63	164	90	975	11.9
Warrick	82	7	2029	340	693	.491	5	23	.217	266	374	.711	129	277	406	66	170	1	48	98	39	951	11.6
Conley	82	61	2508	323	730	.442	88	217	.406	161	197	.817	25	251	276	354	146	1	90	143	8	895	10.9
Lowry	49	21	1071	112	272	.412	17	69	.246	129	161	.801	13	98	111	178	89	1	48	79	8	370	7.6
Arthur	76	64	1464	191	436	.438	0	2	.000	40	60	.667	108	238	346	43	206	1	52	47	52	422	5.6
Milicic	61	15	1034	137	266	.515	0	0	---	59	105	.562	83	181	264	34	134	0	22	48	51	333	5.5
Ross	68	7	1164	99	259	.382	33	88	.375	34	42	.810	29	97	126	47	114	0	32	36	14	265	3.9
Miles	34	0	298	48	99	.485	1	6	.167	23	31	.742	19	38	57	17	32	0	11	21	20	120	3.5
Crittendon	7	0	44	7	15	.467	0	1	.000	5	11	.455	4	2	6	5	5	0	1	3	0	19	2.7
Jaric	53	0	605	48	145	.331	11	28	.393	29	41	.707	23	42	65	74	62	0	29	49	11	136	2.6
Haddadi	19	0	120	15	31	.484	0	0	---	18	30	.600	16	31	47	8	20	0	1	9	12	48	2.5
Buckner	63	0	878	61	159	.384	13	51	.255	20	25	.800	32	98	130	57	108	0	29	38	8	155	2.5
Foyle	1	0	3	0	0	---	0	0	---	0	0	---	0	0	0	1	0	0	0	0	0	0	0.0
GRIZZLIES	82		19805	2865	6311	.454	398	1106	.360	1570	2077	.756	847	2337	3184	1423	1777	11	615	1252	385	7698	93.9
OPPONENTS	82		19805	3018	6378	.473	536	1510	.355	1574	2043	.770	842	2431	3273	1735	1786	11	632	1194	443	8146	99.3

QUICK FACTS

- The Memphis Grizzlies posted a two-game improvement, finishing with a 24-58 record (fifth in the Southwest Division).
- Grizzlies Head Coach **Marc Iavaroni** is relieved of his coaching duties on Jan. 23, 2009 and **Johnny Davis** is named interim head coach for two games.
- Longtime Grizzlies assistant coach and former two-time interim head coach **Lionel Hollins** named head coach of the Memphis Grizzlies on Jan. 25, 2009.
- Rookie **O.J. Mayo** finished runner-up to Chicago's **Derrick Rose** for the NBA Rookie of the Year Award, leading all rookies with 18.5 points per game and being named the T-Mobile Western Conference Rookie of the Month twice (Oct./Nov. and April).
- Mayo sets the franchise rookie record in total points (1,516), field goals made (562), three-point field goal percentage (.384) and minutes (3,120), while setting the overall franchise record in free throw percentage (.879).
- Mike Conley** ties a club record with seven steals on April 13 at Phoenix.
- Marc Gasol** shot .530 from the field in his rookie season, breaking his brother **Pau Gasol's** franchise rookie record (.518 in 2001-02).

NBA STATISTICAL RANKINGS

Category	Memphis		Opponents		Category	Memphis		Opponents	
Points per game	93.9	29th	99.3	14th	Assists Per Game	17.35	30th	21.16	17th
Field Goal Pct.	.454	21st	.473	25th	Steals Per Game	7.50	T-9th	7.71	20th
Free Throw Pct.	.756	22nd	.770	16th	Turnovers Per Game	15.27	24th	14.56	10th
3-Pt. Field Goal Pct.	.360	21st	.355	10th	Blocks Per Game	4.70	18th	5.40	25th
Offensive Rebounds Per Game	10.33	24th	10.27	7th	Personal Fouls Per Game	21.67	21st	21.78	T-9th
Defensive Rebounds Per Game	28.50	28th	29.65	10th	Disqualifications	11	T-14th	11	T-16th
Rebounds Per Game	38.8	30th	39.9	7th	Points Per Game Differential	-5.4	26th		

SEASON REVIEW



Date	Opponent	Mem	Opp	Hm	Rd	Tot	Atten	Grizzlies Top Scorer	Grizzlies Top Rebounder	Opponent Top Scorer		
Oct 29	at Houston	L	71	82	0-0	0-1	18,196	Gay	20	McGrady		
Oct 31	ORLANDO	W	86	84	1-0	0-1	16,139	Gay	29	Lewis		
Nov 1	at Chicago	L	86	96	1-0	0-2	21,785	Gay	20	Rose		
Nov 3	GOLDEN STATE	W	90	79	2-0	0-2	10,121	Gasol	27	Jackson		
Nov 5	at Sacramento	L	95	100	2-0	0-3	13,685	Mayo	28	Martin		
Nov 7	at Golden State	W	109	104	2-0	1-3	18,744	Gay	23	Jackson		
Nov 9	at Denver	L	90	100	2-0	1-4	14,359	Mayo	31	Anthony		
Nov 10	at Phoenix	L	102	107	2-0	1-5	18,422	Mayo	33	Barbosa		
Nov 12	NEW YORK	L	103	132	2-1	1-5	10,129	Gay	20	Chandler		
Nov 14	MILWAUKEE	L	96	101	2-2	1-5	11,308	Mayo	25	Jefferson		
Nov 18	SACRAMENTO	W	109	94	3-2	1-5	4-7	10,834	Gay	22	Salmons	
Nov 21	at Dallas	L	76	91	3-2	1-6	4-8	20,035	Mayo	19	Nowitzki	
Nov 22	UTAH	L	93	104	3-3	1-6	4-9	13,121	Mayo	23	Okur	
Nov 24	SAN ANTONIO	L	81	94	3-4	1-6	4-10	12,053	Mayo	26	Hill	
Nov 26	at Utah	L	100	117	3-4	1-7	4-11	19,911	Gay	27	Millsap	
Nov 28	at San Antonio	L	98	109	3-4	1-8	4-12	17,074	Mayo	32	Mason	
Nov 29	OKLAHOMA CITY	L	103	111	3-5	1-8	4-13	11,977	Mayo	30	Durant	
Dec 3	at Atlanta	L	95	105	3-5	1-9	4-14	12,088	Warrick	20	Johnson	
Dec 5	L.A. CLIPPERS	W	91	83	4-5	1-9	5-14	10,484	Gay	25	B. Davis	
Dec 6	at New Orleans	L	87	106	4-5	1-10	5-15	16,822	Gasol	21	Paul	
Dec 8	HOUSTON	W	109	97	5-5	1-10	6-15	10,691	Gay	20	Artest, Scola	
Dec 10	at Oklahoma City	W	108	102	5-5	2-10	7-15	18,009	Gay	22	Durant	
Dec 12	CHICAGO	W	103	96	6-5	2-10	8-15	17,132	Gay	29	Gordon	
Dec 14	MIAMI	W	102	86	7-5	2-10	9-15	12,271	Mayo	28	Beasley	
Dec 16	NEW ORLEANS	L	84	91	7-6	2-10	9-16	10,231	Gay	28	Paul, West	
Dec 19	CHARLOTTE	L	83	112	7-7	2-10	9-17	11,869	Gay	17	Diaw	
Dec 22	L.A. LAKERS	L	96	105	7-8	2-10	9-18	17,456	Gay	23	Bryant	
Dec 23	at Dallas	L	82	100	7-8	2-11	9-19	20,200	Warrick	17	Nowitzki	
Dec 26	INDIANA	W	108	105	8-8	2-11	10-19	12,346	Warrick	21	Daniels	
Dec 27	at San Antonio	L	103	106	20	8-8	2-12	10-20	18,797	Mayo	29	Parker
Dec 29	at Minnesota	L	98	108	10	8-8	2-13	10-21	12,207	Mayo	23	Jefferson
Dec 30	PHOENIX	L	89	101	8-9	2-13	10-22	14,471	Warrick	25	Barbosa	
Jan 2	SAN ANTONIO	L	80	91	8-10	2-13	10-23	12,597	Warrick	16	Duncan	
Jan 4	DALLAS	W	102	82	9-10	2-13	11-23	11,731	Mayo	21	Nowitzki	
Jan 6	MINNESOTA	L	87	94	9-11	2-13	11-24	10,156	Warrick	22	Foye	
Jan 7	at New Jersey	L	89	100	9-11	2-14	11-25	11,552	Mayo	26	Carter	
Jan 9	at Toronto	L	82	103	9-11	2-15	11-26	18,486	Gay	22	Bosh	
Jan 13	CLEVELAND	L	87	102	9-12	2-15	11-27	15,121	Lowry	25	James	
Jan 16	UTAH	L	91	101	9-13	2-15	11-28	10,422	Mayo	23	Williams	
Jan 19	DETROIT	L	79	87	9-14	2-15	11-29	17,483	Gay, Mayo	15	Iverson	
Jan 21	at Charlotte	L	86	101	9-14	2-16	11-30	11,249	Gay	26	Bell	
Jan 23	at New York	L	88	108	9-14	2-17	11-31	18,391	Gay	20	Lee	
Jan 24	NEW JERSEY	L	88	99	9-15	2-17	11-32	12,817	Mayo	23	Carter	
Jan 27	DENVER	L	85	100	9-16	2-17	11-33	11,338	Mayo	19	Billups	
Jan 28	at Oklahoma City	L	102	114	10	9-16	2-18	11-34	18,450	Gay	25	Durant
Jan 31	L.A. LAKERS	L	98	115	9-17	2-18	11-35	18,119	Gay	23	Bryant	
Feb 2	at Washington	W	113	97	9-17	3-18	12-35	11,442	Mayo	33	Jamison	
Feb 4	HOUSTON	W	104	93	10-17	3-18	13-35	10,109	Mayo	32	McGrady	
Feb 6	L.A. CLIPPERS	L	105	126	10-18	3-18	13-36	10,912	Gay	26	Randolph	
Feb 7	TORONTO	W	78	70	11-18	3-18	14-36	11,498	Mayo, Warrick	16	Calderon	
Feb 9	NEW ORLEANS	W	85	80	12-18	3-18	15-36	10,896	Mayo	22	Stojakovic	
Feb 11	at Philadelphia	L	87	91	12-18	3-19	15-37	12,812	Warrick	31	Miller	
Feb 17	at Utah	L	99	117	12-18	3-20	15-38	19,911	Gay, Mayo	18	Miles	
Feb 18	at Portland	L	90	94	12-18	3-21	15-39	20,385	Gay	20	Roy	
Feb 20	SACRAMENTO	L	106	115	12-19	3-21	15-40	15,036	Mayo	24	Martin	
Feb 24	at Cleveland	L	79	94	12-19	3-22	15-41	20,562	Gay, Warrick	13	Gibson	
Feb 25	at Indiana	L	99	104	12-19	3-23	15-42	13,211	Gasol	22	Ford, Jack	
Feb 28	OKLAHOMA CITY	L	92	99	12-20	3-23	15-43	10,074	Gay	20	Green	
Mar 3	at L.A. Lakers	L	89	99	12-20	3-24	15-44	18,997	Gasol, Mayo	17	Bryant	
Mar 4	at L.A. Clippers	W	118	95	12-20	4-24	16-44	13,813	Gay	35	Thornton	
Mar 7	PHILADELPHIA	L	105	110	12-21	4-24	16-45	14,458	Conley	31	Iguodala	
Mar 8	at Houston	L	83	93	12-21	4-25	16-46	16,179	Gay	21	Yao	
Mar 11	at Minnesota	L	79	104	12-21	4-26	16-47	12,443	Mayo	18	Gomes	
Mar 13	at Boston	L	92	102	12-21	4-27	16-48	18,624	Gay	26	Powe	
Mar 15	at Detroit	W	89	84	12-21	5-27	17-48	22,076	Conley	20	McDyess	
Mar 16	PORTLAND	L	92	103	12-22	5-27	17-49	11,417	Mayo	21	Aldridge	
Mar 18	DENVER	L	109	111	12-23	5-27	17-50	11,087	Gay	30	Anthony	
Mar 20	at New Orleans	L	84	96	12-23	5-28	17-51	17,837	Gay	23	Paul	
Mar 21	BOSTON	L	87	105	12-24	5-28	17-52	18,119	Warrick	20	Davis	
Mar 23	at Miami	L	82	94	12-24	5-29	17-53	18,654	Mayo	21	Wade	
Mar 27	at Sacramento	W	113	95	12-24	6-29	18-53	12,987	Gasol	27	Martin	
Mar 28	at Portland	L	66	86	12-24	6-30	18-54	20,680	Mayo	12	Roy	
Mar 30	at Golden State	W	114	109	12-24	7-30	19-54	18,471	Mayo	24	Ellis	
Apr 1	WASHINGTON	W	112	107	13-24	7-30	20-54	10,013	Gay	25	Butler	
Apr 3	DALLAS	W	107	102	14-24	7-30	21-54	15,126	Gay	27	Nowitzki	
Apr 4	at Milwaukee	W	107	102	14-24	8-30	22-54	18,717	Gay	26	Jefferson	
Apr 7	PORTLAND	L	93	96	14-25	8-30	22-55	10,089	Mayo	31	Roy	
Apr 8	at Orlando	L	78	81	14-25	8-31	22-56	17,461	Gay	18	Turkoglu	
Apr 10	PHOENIX	W	106	89	15-25	8-31	23-56	15,908	Gay, Mayo	20	Amundson, Richardson	
Apr 12	at L.A. Lakers	L	75	92	15-25	8-32	23-57	18,997	Mayo	20	Bynum	
Apr 13	at Phoenix	L	110	119	15-25	8-33	23-58	18,422	Gay, Warrick	26	O'Neal	
Apr 15	ATLANTA	W	98	90	16-25	8-33	24-58	12,736	Mayo	26	Murray	

INTRO

PLAYERS

EXECUTIVE

BASKETBALL

BUSINESS

MEDIA

COMMUNITY

HISTORY

PLAYOFFS

REVIEW

OPPONENTS

NBA

FEDERATION

AT A GLANCE



SEASON REVIEW

2007-08 MEMPHIS GRIZZLIES (22-60)



Back Row, standing (L-R): Gordon Chiesa, Drew Graham, Mark Price, Jason Biles, Andy Greer, Brian Cardinal, Hakim Warrick, Kwame Brown, Darko Milicic, Jason Collins, Rudy Gay, Andre Brown, Johnny Davis, Ron DuBois, David Joerger, Mike Curtis. **Front Row, sitting (L-R):** Mike Miller, Juan Carlos Navarro, Mike Conley, Marc Iavaroni, Kyle Lowry, Javaris Crittenton, Casey Jacobsen.

	--Field Goals--					--3-Point FG--			--Free Throws--			--Rebounds--											
Player	G	GS	Min	FG	FGA	Pct	FG	FGA	Pct	FT	FTA	Pct	Off	Def	Tot	Ast	PF	Dq	Stl	TO	Blk	Pts	Avg
Gay	81	81	3000	625	1355	.461	134	387	.346	248	316	.785	140	359	499	158	230	6	111	190	79	1632	20.1
Gasol	39	39	1433	279	557	.501	4	15	.267	176	215	.819	94	248	342	116	85	0	16	80	56	738	18.9
Miller	70	70	2474	414	824	.502	155	359	.432	164	212	.774	51	416	467	240	145	3	35	182	16	1147	16.4
Warrick	75	30	1754	328	653	.502	13	48	.271	183	260	.704	123	233	356	53	156	1	36	85	28	852	11.4
Navarro	82	30	2117	308	766	.402	156	432	.361	124	146	.849	34	176	210	177	94	0	48	134	1	896	10.9
Lowry	82	9	2089	256	592	.432	36	140	.257	243	348	.698	41	209	250	296	185	1	92	127	22	791	9.6
Conley	53	46	1381	189	442	.428	30	91	.330	90	123	.732	21	118	139	222	85	1	44	89	2	498	9.4
Crittendon	28	0	508	72	180	.400	9	34	.265	53	76	.697	20	69	89	33	35	0	12	33	2	206	7.4
Stoudamire	29	29	624	77	194	.397	36	94	.383	21	26	.808	14	57	71	112	46	0	19	50	0	211	7.3
Milicic	70	64	1663	219	500	.438	0	1	.000	67	121	.554	127	297	424	58	185	1	32	101	114	505	7.2
Swift	35	4	549	93	177	.525	0	2	.000	52	81	.642	46	83	129	22	74	0	10	39	36	238	6.8
Jones	9	2	137	14	36	.389	3	13	.231	9	10	.900	10	17	27	11	17	0	5	5	2	40	4.4
Kinsey	11	0	96	16	38	.421	3	7	.429	5	6	.833	3	9	12	2	11	0	3	3	0	40	3.6
K. Brown	15	1	204	19	39	.487	0	0	---	14	34	.412	20	37	57	17	24	0	6	14	4	52	3.5
Cardinal	37	1	440	43	126	.341	25	81	.309	13	19	.684	26	70	96	22	62	0	10	23	2	124	3.4
A. Brown	33	1	286	39	78	.500	0	0	---	22	49	.449	37	55	92	8	38	0	7	14	4	100	3.0
Collins	31	3	488	30	59	.508	0	1	.000	20	38	.526	29	60	89	6	84	1	12	25	17	80	2.6
Jacobsen	53	0	547	39	115	.339	16	72	.222	13	17	.765	12	53	65	20	34	0	5	16	1	107	2.0
Richardson	3	0	15	0	6	.000	0	2	.000	0	0	---	0	1	1	1	2	0	0	1	0	0	0.0
GRIZZLIES	82		19805	3060	6737	.454	620	1779	.349	1517	2097	.723	848	2567	3415	1574	1592	14	503	1251	386	8257	100.9
OPPONENTS	82		19805	3394	7076	.480	591	1625	.364	1387	1791	.774	932	2721	3653	1963	1842	12	711	1096	403	8766	106.7

QUICK FACTS

- The Memphis Grizzlies finished with a 22-60 record for the second consecutive season, placing fifth in the Southwest Division.
- The club made a franchise-best 620 three-point field goals.
- Rudy Gay** finished runner-up to **Hedo Turkoglu** for the NBA Most Improved Player Award, posting 20.1 points per game while recording the NBA's highest scoring average increase from the previous season (9.3).
- Gay also set a then Memphis franchise record for total points in a single season (1,632).
- Gay competed in the 2008 Sprite Slam Dunk Contest during All-Star weekend in New Orleans.
- Juan Carlos Navarro's** 156 three-pointers made ranked second most in a single season by an NBA rookie, and finished just two behind the then all-time record held by **Kerry Kittles**.
- On Feb. 1, the Grizzlies traded the franchise's all-time leading scorer **Pau Gasol** to the Los Angeles Lakers in exchange for **Kwame Brown**, **Javaris Crittenton**, **Aaron McKie**, the draft rights to brother **Marc Gasol**, two future first round picks and cash considerations.

NBA STATISTICAL RANKINGS

Category	Memphis		Opponents		Category	Memphis		Opponents	
Points per game	100.7	10th	106.9	28th	Assists Per Game	19.20	28th	23.94	28th
Field Goal Pct.	.454	15th	.480	30th	Steals Per Game	6.13	28th	8.67	30th
Free Throw Pct.	.723	26th	.774	29th	Turnovers Per Game	15.26	28th	13.37	22nd
3-Pt. Field Goal Pct.	.349	22nd	.364	18th	Blocks Per Game	4.71	17th	4.91	18th
Offensive Rebounds Per Game	10.34	22nd	11.37	21st	Personal Fouls Per Game	19.41	3rd	22.46	6th
Defensive Rebounds Per Game	31.30	11th	33.18	28th	Disqualifications	14	T-21st	12	T-15th
Rebounds Per Game	41.65	18th	44.55	27th	Points Per Game Differential	-6.2	24th		

SEASON REVIEW



Date	Opponent	Mem	Opp	Hm	Rd	Tot	Atten	Grizzlies Top Scorer	Grizzlies Top Rebounder	Opponent Top Scorer			
Oct 31	SAN ANTONIO	L	101	104	0-1	0-0	0-1	17,538	22	Miller	10	Ginobili	30
Nov 3	INDIANA	L	111	121	0-2	0-0	0-2	14,878	19	Gasol, Miller	10	Dunleavy	27
Nov 7	at Seattle	W	105	98	0-2	1-0	1-2	10,761	25	Gasol, Gay, Millicic	10	Wilcox	21
Nov 9	at Portland	L	98	110	0-2	1-1	1-3	18,112	31	Millicic	10	Aldridge	30
Nov 10	at Utah	L	94	118	0-2	1-2	1-4	19,771	18	Miller	12	Boozer	31
Nov 13	HOUSTON	W	105	99	1-2	1-2	2-4	12,398	26	Lowry	8	McGrady	41
Nov 14	at Milwaukee	L	99	102	1-2	1-3	2-5	13,462	26	Millicic	13	Redd	31
Nov 16	NEW ORLEANS	L	118	120(ot)	1-3	1-3	2-6	13,271	28	Miller	9	West	40
Nov 17	at Dallas	L	105	108	1-3	1-4	2-7	20,385	23	Miller	7	Jo. Howard	27
Nov 19	SEATTLE	W	125	108	2-3	1-4	3-7	10,863	24	Gasol, Gay	7	West	17
Nov 21	TORONTO	L	89	95	2-4	1-4	3-8	12,217	16	Gasol, Miller	10	Bosh	22
Nov 23	at San Antonio	L	88	101	2-4	1-5	3-9	18,797	16	Gay	7	Duncan	28
Nov 24	WASHINGTON	W	124	118	3-4	1-5	4-9	13,579	28	Gasol	9	Jamison	41
Nov 27	at New Jersey	W	110	103	3-4	2-5	5-9	12,092	22	Navarro	11	Carter	32
Nov 28	at Toronto	L	91	103	3-4	2-6	5-10	18,906	15	Gasol, Jacobsen	7	Parker	19
Dec 1	MINNESOTA	W	109	80	4-4	2-6	6-10	12,896	21	Miller	14	McCants	18
Dec 3	PORTLAND	L	105	106	4-5	2-6	6-11	11,317	30	Gasol	15	Roy	26
Dec 5	at Houston	L	92	105	4-5	2-7	6-12	17,723	23	Gasol	12	Wells, Yao	24
Dec 7	at New Orleans	L	116	118(ot)	4-5	2-8	6-13	10,386	31	Gasol	10	Paul	43
Dec 8	at Atlanta	L	78	86	4-5	2-9	6-14	15,658	17	Gay	11	Smith	25
Dec 11	DETROIT	L	103	113	4-6	2-9	6-15	11,962	20	Miller	11	Billups	28
Dec 14	L.A. CLIPPERS	L	91	98	4-7	2-9	6-16	10,819	23	Millicic	12	Kaman, Maggette	23
Dec 15	at Orlando	W	123	119	4-7	3-9	7-16	17,519	32	Miller	8	Howard	31
Dec 17	GOLDEN STATE	L	117	125	4-8	3-9	7-17	10,549	32	Swift	8	Jackson	28
Dec 19	SAN ANTONIO	W	88	85	5-8	3-9	8-17	13,260	31	Gay	9	Ginobili	10
Dec 21	at Detroit	L	67	94	5-8	3-10	8-18	22,076	18	Gasol	10	Prince	26
Dec 22	PHILADELPHIA	L	97	99	5-9	3-10	8-19	11,541	31	Gasol	13	Miller	29
Dec 26	NEW ORLEANS	L	98	116	5-10	3-10	8-20	11,189	19	Gasol	8	Paul	40
Dec 28	HOUSTON	L	83	103	5-11	3-10	8-21	15,660	23	Miller	9	Yao, Scola	22
Dec 30	at San Antonio	L	87	111	5-11	3-11	8-22	18,797	19	Gasol, Gay, Millicic	5	Duncan, Parker	24
Jan 2	at Indiana	W	90	72	5-11	4-11	9-22	10,186	30	Gasol	12	Dunleavy	16
Jan 4	at Boston	L	96	100	5-11	4-12	9-23	18,624	21	Gasol, Millicic, Miller	8	Garrett, Pierce	23
Jan 6	MIAMI	W	101	94	6-11	4-12	10-23	14,581	28	Gasol	13	Davis	24
Jan 8	L.A. LAKERS	L	101	117	6-12	4-12	10-24	14,981	19	Gasol	12	Fisher	26
Jan 10	at Sacramento	L	113	116	6-12	4-13	10-25	12,493	31	Gay, Millicic, Warrick	7	Salmons	28
Jan 11	at Golden State	L	104	116	6-12	4-14	10-26	19,224	43	Gasol	11	Ellis	27
Jan 13	at L.A. Lakers	L	99	100	6-12	4-15	10-27	18,997	27	Gasol	18	Bryant	31
Jan 15	CLEVELAND	L	124	132(ot)	6-13	4-15	10-28	13,871	30	Gasol	12	James	57
Jan 18	SEATTLE	W	124	100	7-13	4-15	11-28	13,451	25	Jones	13	Durant	22
Jan 19	at Charlotte	L	87	105	7-13	4-16	11-29	15,848	28	Gay	9	Richardson	38
Jan 21	CHICAGO	W	104	90	8-13	4-16	12-29	18,119	24	Gasol, Gay, Miller	10	Gordon	25
Jan 23	ORLANDO	L	85	112	8-14	4-16	12-30	10,212	20	Gasol	11	Turkoglu	26
Jan 25	at Washington	L	93	104	8-14	4-17	12-31	17,123	21	Miller	9	Jamison	24
Jan 26	L.A. CLIPPERS	W	125	120(ot)	9-14	4-17	13-31	11,072	34	Gay	12	Maggette	35
Jan 28	DALLAS	L	84	103	9-15	4-17	13-32	11,672	30	Gasol, Lowry, Millicic	5	Jo. Howard	26
Jan 30	DENVER	L	102	106	9-16	4-17	13-33	12,043	18	Millicic	16	Iverson	32
Feb 2	UTAH	L	91	110	9-17	4-17	13-34	12,407	15	Millicic	12	Boozer	19
Feb 5	MILWAUKEE	L	97	102	9-18	4-17	13-35	10,749	32	Millicic	12	Williams	32
Feb 8	at Dallas	L	81	92	9-18	4-18	13-36	20,315	18	Gay	12	Nowitzki	21
Feb 9	at New Orleans	L	99	112	9-18	4-19	13-37	17,231	26	Millicic	7	West	33
Feb 12	SACRAMENTO	W	107	94	10-18	4-19	14-37	10,161	24	Warrick	13	Martin	33
Feb 13	at Philadelphia	L	88	102	10-18	4-20	14-38	12,026	23	Warrick	8	Iguodala	29
Feb 19	at Seattle	L	101	108	10-18	4-21	14-39	11,391	23	Collins	10	Watson	26
Feb 20	at L.A. Clippers	L	86	100	10-18	4-22	14-40	16,117	21	Millicic	8	Maggette	30
Feb 22	DALLAS	L	83	98	10-19	4-22	14-41	16,245	18	K. Brown, Warrick	9	Nowitzki	27
Feb 24	at Cleveland	L	89	109	10-19	4-23	14-42	20,562	21	Warrick	9	James	25
Feb 26	PHOENIX	L	113	127	10-20	4-23	14-43	13,482	36	Warrick	11	Nash, Stoudemire	25
Feb 29	at Houston	W	95	116	10-20	4-24	14-44	18,105	22	Millicic, Warrick	8	McGrady	25
Mar 1	UTAH	L	92	113	10-21	4-24	14-45	13,232	20	Warrick	13	Boozer	18
Mar 4	at Chicago	L	97	112	10-21	4-25	14-46	21,725	24	Warrick	10	Deng, Gooden	21
Mar 5	NEW JERSEY	W	100	93	11-21	4-25	15-46	10,218	25	Millicic	11	Jefferson	22
Mar 8	BOSTON	L	89	119	11-22	4-25	15-47	18,119	15	Warrick	5	R. Allen	23
Mar 11	at Phoenix	L	111	132	11-22	4-26	15-48	18,422	20	Gay	8	Stoudemire	29
Mar 12	at Denver	L	86	108	11-22	4-27	15-49	17,318	16	Miller	9	Martin	23
Mar 15	at Golden State	L	107	110	11-22	4-28	15-50	19,596	23	Miller	13	Jackson	21
Mar 17	CHARLOTTE	W	98	80	12-22	4-28	16-50	10,971	21	Miller	13	Anderson	17
Mar 19	at Minnesota	L	94	98	12-22	4-29	16-51	12,666	25	Warrick	11	Jefferson	29
Mar 21	at New York	W	120	106	12-22	5-29	17-51	19,763	34	Warrick	10	Crawford	22
Mar 22	SACRAMENTO	W	117	111	13-22	5-29	18-51	11,151	24	Millicic	10	Martin	29
Mar 24	DENVER	L	106	120	13-23	5-29	18-52	12,317	30	Miller	14	Smith	27
Mar 26	at Sacramento	L	106	107(ot)	13-23	5-30	18-53	13,433	26	Crittendon, Millicic	9	Martin	36
Mar 28	at L.A. Lakers	W	114	111	13-23	6-30	19-53	18,997	28	Millicic	12	Bryant	53
Mar 29	at L.A. Clippers	L	97	110	13-23	6-31	19-54	18,125	23	Millicic	9	Thornton	39
Mar 31	ATLANTA	L	99	116	13-24	6-31	19-55	10,281	29	Crittendon	8	Smith	26
Apr 2	NEW YORK	W	130	114	14-24	6-31	20-55	10,013	23	Crittendon	9	Randolph	27
Apr 4	GOLDEN STATE	L	86	117	14-25	6-31	20-56	11,463	23	Gay, Millicic, Miller	7	Biedrins	21
Apr 6	at Minnesota	W	113	101	14-25	7-31	21-56	16,764	34	Miller	10	Gomes	19
Apr 8	PHOENIX	L	113	127	14-26	7-31	21-57	13,987	36	Gay	8	Stoudemire	28
Apr 11	at Miami	W	96	91	14-26	8-31	22-57	19,017	17	A. Brown	11	Barron	22
Apr 12	MINNESOTA	L	105	114	14-27	8-31	22-58	14,873	25	A. Brown	18	McCants	23
Apr 15	at Portland	L	91	113	14-27	8-32	22-59	19,980	17	Warrick	14	Jones	20
Apr 16	at Denver	L	111	120	14-27	8-33	22-60	17,892	22	Lowry	13	Iverson	21

INTRO

PLAYERS

EXECUTIVE

BASKETBALL OPS

BUSINESS OPS

MEDIA

COMMUNITY

HISTORY

PLAYOFFS

REVIEW

OPPONENTS

NBA

FEDERATION

AT A GLANCE



SEASON REVIEW

2006-07 MEMPHIS GRIZZLIES (22-60)



Back Row, L-R: Scott Aduabo, Paul Cormier, Lionel Hollins, Mitchell Anderson, Brian Cardinal, Rudy Gay, Stromile Swift, Pau Gasol, Hakim Warrick, Lawrence Roberts, Mike Miller, Alexander Johnson, Yusuf Boyd, Drew Graham, Mike Curtis. **Front Row, L-R:** Kyle Lowry, Dahntay Jones, Damon Stoudamire, Tony Barone, Sr., Chucky Atkins, Tarence Kinsey, Junior Harrington.

Player	--Field Goals--						--3-Point FG--			--Free Throws--			--Rebounds--				PF	Dq	Stl	TO	Blk	Pts	Avg
	G	GS	Min	FG	FGA	Pct	FG	FGA	Pct	FT	FTA	Pct	Off	Def	Tot	Ast							
Gasol	59	59	2133	462	858	.538	3	11	.273	299	400	.748	149	432	581	201	137	0	29	162	126	1226	20.8
Miller	70	69	2740	465	1010	.460	202	498	.406	161	203	.793	52	326	378	298	138	0	54	179	18	1293	18.5
Atkins	75	23	2064	310	715	.434	116	306	.379	252	311	.810	18	121	139	346	136	2	50	127	4	988	13.2
Warrick	82	43	2152	373	712	.524	0	8	.000	299	388	.771	130	290	420	75	232	3	43	161	30	1045	12.7
Gay	78	43	2103	321	760	.422	52	143	.364	152	209	.727	93	255	348	100	192	3	71	140	74	846	10.8
Swift	54	18	1029	161	346	.465	0	5	.000	97	134	.724	85	165	250	17	146	2	30	69	62	419	7.8
Kinsey	48	12	967	139	304	.457	13	46	.283	78	98	.796	29	68	97	41	57	0	53	46	1	369	7.7
Stoudamire	62	51	1501	171	437	.391	59	175	.337	66	83	.795	31	108	139	299	95	0	47	101	2	467	7.5
D. Jones	78	25	1671	220	461	.477	5	12	.417	138	174	.793	47	106	153	68	192	2	39	92	22	583	7.5
Lowry	10	0	175	14	38	.368	3	8	.375	25	28	.893	12	19	31	32	20	0	14	12	1	56	5.6
E. Jones	29	14	561	57	151	.377	22	74	.297	25	34	.735	14	47	61	33	54	1	22	23	2	161	5.6
Harrington	29	8	543	57	137	.416	7	26	.269	31	46	.674	12	56	68	89	79	0	21	52	5	152	5.2
Roberts	54	18	969	94	208	.452	0	2	.000	95	131	.725	101	160	261	30	133	2	36	36	13	283	5.2
Cardinal	28	1	313	42	85	.494	18	44	.409	25	27	.926	13	46	59	31	42	0	22	23	1	127	4.5
Johnson	59	19	753	91	169	.538	0	0	---	78	118	.661	50	131	181	17	137	5	25	47	35	260	4.4
Tsakalidis	23	7	258	20	50	.400	0	0	---	14	24	.583	24	40	64	2	34	0	7	21	11	54	2.3
Padgett	7	0	33	1	7	.143	0	4	.000	0	2	.000	5	4	9	0	2	0	1	1	0	2	0.3
Conroy	3	0	17	0	0	---	0	0	---	0	0	---	1	1	2	1	1	0	0	0	0	0	0.0
GRIZZLIES	82		19980	2998	6448	.465	500	1362	.367	1835	2410	.761	866	2375	3241	1680	1827	20	564	1343	407	8331	101.6
OPPONENTS	82		19980	3287	6761	.486	576	1480	.389	1603	2113	.759	965	2483	3448	2062	1992	26	681	1253	450	8753	106.7

QUICK FACTS

- The Memphis Grizzlies ended their season 22-60, fifth in the Southwest Division.
- The Grizzlies scored a franchise-record 144 points in a 144-135 victory on Jan. 3 vs. Golden State, also setting the franchise record for most combined points (279) in a single game.
- Memphis averaged a then club-record 101.6 points per game and shoot a then franchise-best 46.5 percent from the field.
- Mike Miller** made a team-record 202 three-point field goals.
- Pau Gasol** shot a then franchise-best 53.8 percent from the field.
- Miller poured in a franchise-high 45 points on Feb. 21 at Golden State.
- Head Coach **Mike Fratello** relieved of his coaching duties on Dec. 28, and **Tony Barone, Sr.** named interim head coach.
- Rudy Gay** named to the T-Mobile NBA All-Rookie First Team, finishing third in the NBA Rookie of the Year voting behind Brandon Roy and Andrea Bargnani after averaging 10.8 points and 4.5 rebounds in 78 games.
- Gay is named NBA Western Conference T-Mobile Rookie of the Month for the month of November 2007.
- Gasol became the Grizzlies' all-time franchise leader in points scored when he registered his 7,809th career point on March 7 at Toronto.

NBA STATISTICAL RANKINGS

Category	Memphis		Opponents		Category	Memphis		Opponents	
Points per game	101.6	6th	106.7	29th	Assists Per Game	20.49	T-19th	25.15	29th
Field Goal Pct.	.465	8th	.486	30th	Steals Per Game	6.88	23rd	8.30	30th
Free Throw Pct.	.761	13th	.759	22nd	Turnovers Per Game	16.38	26th	15.28	11th
3-Pt. Field Goal Pct.	.367	7th	.389	30th	Blocks Per Game	4.96	13th	5.49	30th
Offensive Rebounds Per Game	10.56	23rd	11.77	23rd	Personal Fouls Per game	22.28	16th	24.29	2nd
Defensive Rebounds Per Game	28.96	23rd	30.28	19th	Disqualifications	20	T-25th	26	3rd
Rebounds Per Game	39.52	26th	42.05	21st	Points Per Game Differential	-5.1	30th		

SEASON REVIEW



Date	Opponent	Mem	Opp	Hm	Rd	Tot	Atten	Grizzlies Top Scorer	Grizzlies Top Rebounder	Opponent Top Scorer
Nov 1	NEW YORK	L	117	118(30t)	0-1	0-0	0-1	17,113	Atkins	25
Nov 3	CHARLOTTE	W	96	83	1-1	0-0	1-1	13,787	Miller	27
Nov 4	at Detroit	L	86	95	1-1	0-1	1-2	22,076	Warrick	21
Nov 7	HOUSTON	L	80	86	1-2	0-1	1-3	14,173	Swift	15
Nov 11	at Phoenix	L	87	96	1-2	0-2	1-4	18,422	Atkins	20
Nov 12	at L.A. Lakers	L	81	91	1-2	0-3	1-5	18,997	Miller	21
Nov 15	at Sacramento	L	111	115	1-2	0-4	1-6	17,317	Atkins	27
Nov 17	DALLAS	L	103	115	1-3	0-4	1-7	16,727	Warrick	26
Nov 18	at Dallas	L	84	89	1-3	0-5	1-8	20,535	Gay	23
Nov 20	ORLANDO	W	95	86	2-3	0-5	2-8	13,147	Warrick	26
Nov 21	at Cleveland	L	94	97	2-3	0-6	2-9	20,562	Atkins	17
Nov 24	WASHINGTON	W	95	80	3-3	0-6	3-9	15,067	Warrick	18
Nov 25	at Houston	L	76	85	3-3	0-7	3-10	16,707	Warrick	12
Nov 28	at Denver	W	108	96	3-3	1-7	4-10	12,435	Warrick	25
Nov 29	at L.A. Clippers	L	90	105	3-3	1-8	4-11	15,829	Warrick	22
Dec 2	MIAMI	L	97	98	3-4	1-8	4-12	18,119	Miller	22
Dec 4	at New York	L	90	98	3-4	1-9	4-13	15,233	Warrick	19
Dec 6	at Boston	W	98	96	3-4	2-9	5-13	15,649	Atkins	19
Dec 8	at Milwaukee	L	94	100	3-4	2-10	5-14	14,836	Warrick	31
Dec 9	L.A. CLIPPERS	L	82	89	3-5	2-10	5-15	14,509	Miller	19
Dec 11	at New Jersey	L	92	105	3-5	2-11	5-16	12,111	Atkins	26
Dec 13	PORTLAND	L	79	85	3-6	2-11	5-17	13,221	Miller	20
Dec 15	ATLANTA	L	88	97	3-7	2-11	5-18	14,463	Atkins	18
Dec 16	at Miami	L	90	98	3-7	2-12	5-19	19,600	Miller, Warrick	20
Dec 18	SEATTLE	W	134	126(20t)	4-7	2-12	6-19	12,423	Miller	29
Dec 20	at San Antonio	L	98	105	4-7	2-13	6-20	18,797	Miller	22
Dec 22	at NO/Okla. City	L	97	100(ot)	4-7	2-14	6-21	18,097	Gasol	28
Dec 23	UTAH	L	97	100	4-8	2-14	6-22	14,793	Miller	28
Dec 26	at Washington	L	101	116	4-8	2-15	6-23	18,778	Johnson	23
Dec 27	MILWAUKEE	L	96	112	4-9	2-15	6-24	14,914	Gasol	29
Dec 30	TORONTO	W	110	104	5-9	2-15	7-24	15,119	Miller	27
Dec 31	at Houston	L	109	111	5-9	2-16	7-25	18,124	Miller	32
Jan 3	GOLDEN STATE	W	144	135	6-9	2-16	8-25	12,176	Miller	33
Jan 5	BOSTON	L	119	128	6-10	2-16	8-26	15,263	Miller, Gasol	24
Jan 7	SAN ANTONIO	L	96	110	6-11	2-16	8-27	15,227	Gasol	24
Jan 9	L.A. LAKERS	W	128	118	7-11	2-16	9-27	16,651	Miller, Gasol	25
Jan 12	MINNESOTA	L	110	116	7-12	2-16	9-28	16,119	Miller	23
Jan 13	at Chicago	L	66	111	7-12	2-17	9-29	22,104	Gasol	16
Jan 15	PHOENIX	L	122	137	7-13	2-17	9-30	18,119	Miller	25
Jan 17	PHILADELPHIA	W	118	102	8-13	2-17	10-30	14,681	Miller	30
Jan 20	at L.A. Clippers	L	91	112	8-13	2-18	10-31	17,672	Gasol	27
Jan 22	at Denver	L	98	115	8-13	2-19	10-32	19,155	Gasol	23
Jan 24	at Utah	W	132	130(ot)	8-13	3-19	11-32	19,714	Atkins	29
Jan 26	at San Antonio	L	96	112	8-13	3-20	11-33	18,332	Warrick	27
Jan 27	PORTLAND	L	132	135(20t)	8-14	3-20	11-34	15,211	Miller	28
Jan 29	SACRAMENTO	W	124	117	9-14	3-20	12-34	12,396	Gasol	34
Jan 31	DALLAS	L	94	95	9-15	3-20	12-35	14,762	Miller	32
Feb 3	INDIANA	L	110	116	9-16	3-20	12-36	16,163	Gasol	30
Feb 6	HOUSTON	L	90	98	9-17	3-20	12-37	12,496	Gasol	30
Feb 7	at Dallas	L	97	113	9-17	3-21	12-38	20,263	Gasol	29
Feb 9	MINNESOTA	W	105	97(ot)	10-17	3-21	13-38	15,963	Gay	19
Feb 10	at NO/Okla. City	L	99	114	10-17	3-22	13-39	17,139	Gasol	21
Feb 13	NO/OKLA. CITY	W	108	104	11-17	3-22	14-39	16,641	Miller	22
Feb 14	at Indiana	L	104	114	11-17	3-23	14-40	13,037	Gay	31
Feb 20	at Seattle	L	105	121	11-17	3-24	14-41	16,006	Miller	20
Feb 21	at Golden State	L	115	118(ot)	11-17	3-25	14-42	16,967	Miller	45
Feb 23	at Portland	W	103	102	11-17	4-25	15-42	14,875	Gasol	23
Feb 26	DENVER	L	107	111	11-18	4-25	15-43	14,736	Miller, Gasol	21
Feb 28	UTAH	L	88	104	11-19	4-25	15-44	15,117	Gasol	28
Mar 2	at Philadelphia	L	112	117(ot)	11-19	4-26	15-45	16,314	Gasol	31
Mar 3	DETROIT	L	89	92	11-20	4-26	15-46	17,191	Miller	24
Mar 7	at Toronto	L	87	94	11-20	4-27	15-47	16,940	Miller	19
Mar 9	at Atlanta	L	105	106	11-20	4-28	15-48	12,257	Miller	29
Mar 10	at Charlotte	W	115	107	11-20	5-28	16-48	17,106	Gasol	31
Mar 12	NEW JERSEY	L	102	113	11-21	5-28	16-49	12,165	Gasol	19
Mar 14	CLEVELAND	L	96	118	11-22	5-28	16-50	14,561	Gay	24
Mar 17	CHICAGO	W	104	103	12-22	5-28	17-50	14,793	Miller	25
Mar 20	NO/OKLA. CITY	L	103	114	12-23	5-28	17-51	19,916	Gasol	28
Mar 22	L.A. LAKERS	L	119	121	12-24	5-28	17-52	16,107	Gasol	35
Mar 24	at Utah	L	108	118	12-24	5-29	17-53	19,911	D. Jones	26
Mar 26	at Phoenix	L	87	105	12-24	5-30	17-54	18,422	Gasol	21
Mar 27	at L.A. Lakers	W	88	86	12-24	6-30	18-54	18,997	Kinsey	24
Mar 29	at Portland	W	96	92	12-24	7-30	19-54	15,618	Kinsey	20
Mar 30	at Seattle	L	93	120	12-24	7-31	19-55	16,469	Warrick	26
Apr 1	at Golden State	L	117	122	12-24	7-32	19-56	17,198	Gasol	23
Apr 3	PHOENIX	L	111	116	12-25	7-32	19-57	14,863	Gasol	23
Apr 6	GOLDEN STATE	L	104	116	12-26	7-32	19-58	14,087	Kinsey	28
Apr 7	at Orlando	L	89	116	12-26	7-33	19-59	17,233	Atkins	18
Apr 10	SACRAMENTO	L	100	112	12-27	7-33	19-60	11,393	D. Jones	20
Apr 14	DENVER	W	133	118	13-27	7-33	20-60	18,119	Kinsey, Atkins	28
Apr 16	SAN ANTONIO	W	101	91	14-27	7-33	21-60	13,345	Gasol	25
Apr 18	at Minnesota	W	116	94	14-27	8-33	22-60	14,977	Gasol	25

INTRO

PLAYERS

EXECUTIVE

BASKETBALL OPS

BUSINESS OPS

MEDIA

COMMUNITY

HISTORY

PLAYOFFS

REVIEW

OPPONENTS

NBA

FEDERATION

AT A GLANCE



SEASON REVIEW

2005-06 MEMPHIS GRIZZLIES (49-33)



Back Row, L-R: Lionel Hollins, Scott Adubato, Jason Hamm, Mitchell Anderson, Eric Musselman, Mike Miller, Hakim Warrick, Lorenzen Wright, Jake Tsakalidis, Pau Gasol, Lawrence Roberts, Brian Cardinal, Shane Battier, Yusuf Boyd, Scott McCullough, Mike Curtis, Charles Sweeney, Dana Davis. **Front Row, L-R:** Eddie Jones, Anthony Roberson, Bobby Jackson, Mike Fratello, Chuck Atkins, Antonio Burks, Dahntay Jones.

Player	--Field Goals--					--3-Point FG--			--Free Throws--			--Rebounds--											
	G	GS	Min	FG	FGA	Pct	FG	FGA	Pct	FT	FTA	Pct	Off	Def	Tot	Ast	Pf	Dq	Stl	TO	Blk	Pts	Avg
Gasol	80	80	3135	600	1194	.503	3	12	.250	425	617	.689	191	522	713	371	184	1	46	235	153	1628	20.4
Miller	74	9	2268	354	760	.466	138	339	.407	168	210	.800	42	355	397	200	173	4	52	140	27	1014	13.7
E. Jones	75	75	2437	292	722	.404	133	374	.356	168	215	.781	35	244	279	177	201	2	131	93	27	885	11.8
Stoudamire	27	27	862	114	287	.397	36	104	.346	53	62	.855	23	72	95	128	49	0	19	55	1	317	11.7
Atkins	43	39	1161	160	399	.401	64	182	.352	107	132	.811	11	64	75	129	94	3	29	57	2	491	11.4
Jackson	71	15	1775	286	748	.382	129	332	.389	107	146	.733	44	179	223	195	155	2	61	101	1	808	11.4
Battier	81	81	2839	303	621	.488	65	165	.394	147	208	.707	164	265	429	136	223	3	92	90	114	818	10.1
Wright	78	58	1689	194	406	.478	0	2	.000	66	117	.564	142	253	395	48	201	0	52	67	46	454	5.8
Tsakalidis	51	19	732	100	165	.606	0	0	---	57	87	.655	78	134	212	13	107	1	14	39	32	257	5.0
Warrick	68	2	724	101	228	.443	0	0	---	76	115	.661	43	101	144	30	113	0	14	56	21	278	4.1
D. Jones	71	4	967	109	263	.414	3	21	.143	60	93	.645	20	84	104	39	108	1	38	50	15	281	4.0
Cardinal	36	0	402	46	111	.414	13	29	.448	19	27	.704	11	44	55	33	65	0	23	27	0	124	3.4
Roberson	16	0	88	14	31	.452	5	10	.500	2	2	1.000	0	6	6	5	6	0	1	3	0	35	2.2
Burks	57	1	570	51	144	.354	1	6	.167	10	23	.435	4	33	37	76	45	0	20	36	0	113	2.0
Roberts	33	0	181	20	44	.455	0	2	.000	11	23	.478	26	23	49	5	30	0	8	5	2	51	1.5
Thomas	3	0	25	2	2	1.000	0	0	---	0	0	---	0	0	0	1	3	0	0	2	1	4	1.3
GRIZZLIES	82		19855	2746	6125	.448	590	1578	.374	1476	2077	.711	834	2379	3213	1586	1757	17	600	1134	442	7558	92.2
OPPONENTS	82		19855	2691	6172	.436	408	1223	.334	1465	1942	.754	927	2404	3331	1605	1867	14	597	1213	456	7255	88.5

QUICK FACTS

- The Memphis Grizzlies wrapped up the season with a 49-33 record (third in the Southwest Division), making the NBA Playoffs for the third consecutive year.
- Dallas swept Memphis, 4-0, in the first round of the 2006 NBA Playoffs.
- The Grizzlies held their opponents to an NBA-low 88.5 points per game.
- Forward **Mike Miller** named NBA Sixth Man of the Year after averaging 13.7 points, 5.4 rebounds and 2.7 assists in 74 games.
- Memphis shot a franchise-best 37.4 percent from three-point range.
- **Pau Gasol** became the first NBA All-Star in franchise history and grabbed a game-high 12 rebounds.
- Gasol is named Western Conference Player of the Week twice (games played Feb. 27-March 2 and March 20-26).
- Gasol became the franchise's all-time leading rebounder on March 24 at New York, as he pulled down his 3,072nd rebound in a Grizzlies uniform.
- Gasol tied a franchise record by scoring 30-plus points in three consecutive games from March 24-28.

NBA STATISTICAL RANKINGS

Category	Memphis		Opponents		Category	Memphis		Opponents	
Points per game	92.2	27th	88.5	1st	Assists Per Game	19.34	22nd	19.57	10th
Field Goal Pct.	.448	20th	.436	6th	Steals Per Game	7.32	10th	7.28	T-18th
Free Throw Pct.	.711	27th	.754	25th	Turnovers Per Game	13.83	8th	14.79	9th
3-Pt. Field Goal Pct.	.374	8th	.334	2nd	Blocks Per Game	5.39	T-8th	5.56	29th
Offensive Rebounds Per Game	10.17	25th	11.30	16th	Personal Fouls per game	21.43	7th	22.77	17th
Defensive Rebounds Per Game	29.01	T-21st	29.32	11th	Disqualifications	17	T-11th	14	T-18th
Rebounds Per Game	39.18	28th	40.62	14th	Points Per Game Differential	+3.7	6th		

SEASON REVIEW



Date	Opponent	Mem	Opp	Hm	Rd	Tot	Atten	Grizzlies Top Scorer	Grizzlies Top Rebounder	Opponent Top Scorer	
Nov 2	MIAMI	L	78	97	0-1	0-0	18,119	Gasol	26	Walker	
Nov 4	at Orlando	W	94	85	0-1	1-0	14,942	E. Jones	25	Francis	
Nov 5	CLEVELAND	W	113	106	1-1	1-0	21,368	Gasol	29	Wright	
Nov 8	SEATTLE	W	94	69	2-1	1-0	3-1	14,319	Gasol	20	Wright
Nov 9	at Boston	L	98	99	2-1	1-1	3-2	15,086	E. Jones	20	Gasol, Miller
Nov 11	at Cleveland	L	70	89	2-1	1-2	3-3	16,554	E. Jones	15	E. Jones, Jackson, Roberts
Nov 12	at Atlanta	W	85	84	2-1	2-2	4-3	15,949	Battier	22	Gasol
Nov 14	L.A. LAKERS	W	85	73	3-1	2-2	5-3	16,671	Gasol	20	Wright
Nov 16	at Phoenix	W	115	103	3-1	3-2	6-3	15,808	Stoudamire	26	Battier
Nov 19	at Utah	W	80	72	3-1	4-2	7-3	16,356	Miller	18	Miller, Wright
Nov 20	at Denver	L	83	99	3-1	4-3	7-4	16,072	Gasol	24	Gasol
Nov 22	PORTLAND	L	87	95	3-2	4-3	7-5	14,555	Battier	21	Gasol
Nov 25	HOUSTON	W	86	81	4-2	4-3	8-5	18,119	Battier	20	Wright
Nov 26	at Dallas	W	112	92	4-2	5-3	9-5	20,135	Gasol	36	Gasol
Nov 30	at Toronto	W	92	66	4-2	6-3	10-5	14,993	Stoudamire	19	Gasol
Dec 2	ORLANDO	W	91	69	5-2	6-3	11-5	13,913	Miller	25	Gasol
Dec 3	at Houston	W	90	75	5-2	7-3	12-5	17,135	Stoudamire	24	Wright
Dec 6	NO/OKLAHOMA CITY	W	89	73	6-2	7-3	13-5	13,271	Gasol	29	Gasol
Dec 9	DALLAS	L	83	90	6-3	7-3	13-6	17,176	Miller	19	Gasol, Miller
Dec 10	at Indiana	L	66	80	6-3	7-4	13-7	16,043	Battier	13	Gasol
Dec 14	L.A. LAKERS	L	79	94	6-4	7-4	13-8	16,591	Miller	21	Gasol
Dec 17	PHOENIX	W	91	87	7-4	7-4	14-8	16,375	Gasol, Miller	14	Miller
Dec 19	DETROIT	L	104	106(2ot)	7-5	7-4	14-9	16,897	Gasol	32	Gasol
Dec 21	PORTLAND	W	89	79	8-5	7-4	15-9	14,231	Gasol	26	Gasol
Dec 23	CHICAGO	W	95	77	9-5	7-4	16-9	15,917	Miller	27	Gasol
Dec 26	at Utah	L	102	105(ot)	9-5	7-5	16-10	18,545	Gasol	32	Gasol
Dec 28	at L.A. Lakers	W	100	99(ot)	9-5	8-5	17-10	13,997	Stoudamire	25	Miller
Dec 30	at Portland	W	93	90	9-5	9-5	18-10	13,697	Miller	23	Gasol, Battier
Dec 31	at Seattle	W	100	96	9-5	10-5	19-10	16,667	Gasol	22	Gasol
Jan 3	GOLDEN STATE	W	104	94	10-5	10-5	20-10	14,697	E. Jones	23	Gasol, Battier, Wright
Jan 6	UTAH	W	87	65	11-5	10-5	21-10	17,019	Gasol	27	Gasol
Jan 7	at Chicago	L	82	111	11-5	10-6	21-11	20,378	Burks	18	Gasol
Jan 10	SACRAMENTO	W	99	85	12-5	10-6	22-11	14,081	Gasol	27	Miller
Jan 13	NEW JERSEY	W	81	69	13-5	10-6	23-11	17,221	Miller	18	Miller
Jan 14	at San Antonio	L	79	80	13-5	10-7	23-12	18,797	Gasol	26	E. Jones
Jan 16	SAN ANTONIO	L	83	93	13-6	10-7	23-13	18,119	Gasol	25	Gasol
Jan 18	at NO/Oklahoma City	L	79	87	13-6	10-8	23-14	14,554	Miller	21	E. Jones
Jan 20	at Philadelphia	L	86	89(ot)	13-6	10-9	23-15	18,010	E. Jones	22	Wright
Jan 22	at Washington	W	93	82	13-6	11-9	24-15	14,914	Miller	30	Five players tied
Jan 24	at Miami	L	82	94	13-6	11-10	24-16	19,600	Jackson	22	Gasol
Jan 25	MINNESOTA	W	107	87	14-6	11-10	25-16	16,813	Gasol	30	Gasol, Battier
Jan 27	at Detroit	L	89	95	14-6	11-11	25-17	22,076	Gasol	31	Gasol
Jan 28	NO/OKLAHOMA CITY	L	86	95	14-7	11-11	25-18	16,228	Gasol	25	Gasol
Jan 30	HOUSTON	W	86	77	15-7	11-11	26-18	16,371	Atkins	19	Gasol
Feb 1	DALLAS	L	80	81	15-8	11-11	26-19	15,817	Gasol	26	Gasol
Feb 4	at Milwaukee	L	78	88	15-8	11-12	26-20	17,894	Gasol	19	Gasol
Feb 7	at Sacramento	L	96	104	15-8	11-13	26-21	17,317	Jackson	24	Battier
Feb 8	at Phoenix	L	102	108	15-8	11-14	26-22	17,801	Jackson	17	Battier
Feb 10	at L.A. Clippers	L	87	91	15-8	11-15	26-23	17,182	Gasol, Battier	16	Tsakalidis
Feb 11	at L.A. Lakers	W	100	99	15-8	12-15	27-23	18,997	Gasol	31	Gasol
Feb 13	at Golden State	W	81	79	15-8	13-15	28-23	17,023	Gasol	23	Gasol
Feb 15	SACRAMENTO	W	84	78	16-8	13-15	29-23	14,541	Gasol	24	Wright
Feb 21	TORONTO	W	94	88	17-8	13-15	30-23	15,385	Gasol	21	Battier
Feb 23	at Dallas	L	87	97	17-8	13-16	30-24	19,912	Jackson, Gasol	18	Jackson, Miller, Battier
Feb 24	SAN ANTONIO	L	80	83	17-9	13-16	30-25	18,119	Gasol	21	Gasol
Feb 26	at Minnesota	L	99	105	17-9	13-17	30-26	16,298	Gasol	23	Warrick
Feb 27	WASHINGTON	W	108	98	18-9	13-17	31-26	12,981	Gasol	39	Gasol
Mar 1	NEW YORK	W	101	99	19-9	13-17	32-26	14,678	Gasol	23	Gasol
Mar 5	at L.A. Clippers	W	102	86	19-9	14-17	33-26	16,796	Miller	20	Miller
Mar 6	at Denver	L	101	115	19-9	14-18	33-27	15,542	Jackson	22	Jackson, D. Jones
Mar 8	at Seattle	W	99	74	19-9	15-18	34-27	15,241	Gasol	21	Tsakalidis
Mar 10	at Sacramento	L	93	105	19-9	15-19	34-28	17,317	Gasol	26	Gasol
Mar 12	PHILADELPHIA	L	91	94	19-10	15-19	34-29	17,776	Tsakalidis	17	Tsakalidis
Mar 14	BOSTON	W	93	76	20-10	15-19	35-29	14,271	Tsakalidis	19	Tsakalidis
Mar 17	DENVER	W	116	102	21-10	15-19	36-29	17,222	Miller	41	Atkins
Mar 19	UTAH	W	90	84	22-10	15-19	37-29	14,116	Atkins	20	Gasol
Mar 21	INDIANA	W	105	75	23-10	15-19	38-29	14,063	Gasol	23	Gasol
Mar 23	L.A. CLIPPERS	W	95	85	24-10	15-19	39-29	13,872	E. Jones	23	Miller
Mar 24	at New York	W	91	75	24-10	16-19	40-29	19,763	Gasol	36	Wright
Mar 26	CHARLOTTE	W	102	95	25-10	16-19	41-29	17,328	Gasol	33	Gasol
Mar 28	SEATTLE	L	97	98	25-11	16-19	41-30	14,691	Gasol	44	Wright
Mar 29	at New Jersey	L	74	86	25-11	16-20	41-31	16,455	Gasol	21	Gasol
Mar 31	at NO/Oklahoma City	L	102	107	25-11	16-21	41-32	18,817	Jackson	26	Battier
Apr 2	ATLANTA	W	98	87	26-11	16-21	42-32	14,463	Atkins	19	Gasol
Apr 4	GOLDEN STATE	W	100	75	27-11	16-21	43-32	14,891	Atkins	22	Tsakalidis
Apr 7	MILWAUKEE	W	100	90	28-11	16-21	44-32	16,463	Gasol	33	Gasol
Apr 9	at San Antonio	L	81	83	28-11	16-22	44-33	18,797	Tsakalidis	15	Battier
Apr 11	MINNESOTA	W	92	76	29-11	16-22	45-33	15,571	Gasol	19	Gasol
Apr 12	at Charlotte	W	96	88	29-11	17-22	46-33	16,439	E. Jones	16	Battier
Apr 15	at Houston	W	93	81	29-11	18-22	47-33	16,958	Miller	25	Gasol
Apr 18	L.A. CLIPPERS	W	101	95	30-11	18-22	48-33	17,214	Tsakalidis	18	Tsakalidis
Apr 19	at Minnesota	W	102	92(2ot)	30-11	19-22	49-33	15,934	Cardinal	18	Roberts

INTRO

PLAYERS

EXECUTIVE

BASKETBALL OPS

BUSINESS OPS

MEDIA

COMMUNITY

HISTORY

PLAYOFFS

REVIEW

OPPONENTS

NBA

FEDERATION

AT A GLANCE



SEASON REVIEW

2004-05 MEMPHIS GRIZZLIES (45-37)



Back Row, L-R: Eric Musselman, Mike Fratello, Lionel Hollins, John Welch, Mitchell Anderson, Ryan Humphrey, Stromile Swift, Pau Gasol, Jake Tsakalidis, Lorenzen Wright, Shane Battier, Brian Cardinal, James Posey, Scott McCullough, Yusuf Boyd, Mike Curtis, T.J. Zanin, Dana Davis. **Front Row, L-R:** Bonzi Wells, Antonio Burks, Jason Williams, Mike Miller, Earl Watson, Dahntay Jones, Andre Emmett.

Player	--Field Goals--					--3-Point FG--			--Free Throws--			--Rebounds--					Pts	Avg					
	G	GS	Min	FG	FGA	Pct	FG	FGA	Pct	FT	FTA	Pct	Off	Def	Tot	Ast			PF	Dq	Stl	TO	Blk
Gasol	56	53	1790	357	695	.514	1	6	.167	282	367	.768	130	280	410	135	146	1	37	137	93	997	17.8
Miller	76	51	2278	387	766	.505	140	323	.433	108	150	.720	36	264	300	220	197	2	54	127	23	1022	13.4
Wells	69	19	1489	272	617	.441	36	104	.346	141	188	.750	49	180	229	80	165	0	85	90	27	721	10.4
Williams	71	68	1952	266	644	.413	107	330	.324	80	101	.792	19	103	122	399	91	0	75	130	5	719	10.1
Swift	60	14	1279	219	488	.449	0	4	.000	166	219	.758	92	181	273	43	182	0	41	90	92	604	10.1
Battier	80	72	2516	271	613	.442	70	177	.395	180	228	.789	158	255	413	126	201	2	91	75	77	792	9.9
Wright	80	77	2287	320	683	.469	0	3	.000	131	198	.662	177	436	613	87	251	1	58	100	69	771	9.6
Cardinal	58	16	1433	160	432	.370	44	125	.352	158	181	.873	63	162	225	114	172	3	88	83	19	522	9.0
Posey	50	18	1382	127	356	.357	55	178	.309	96	111	.865	45	174	219	88	134	0	48	69	23	405	8.1
Watson	80	14	1808	236	554	.426	52	163	.319	91	138	.659	35	129	164	359	184	0	83	167	19	615	7.7
Jones	52	7	649	83	190	.437	23	60	.383	44	64	.688	11	58	69	21	81	0	13	29	11	233	4.5
Burks	24	0	219	28	60	.467	3	11	.273	14	19	.737	1	11	12	28	25	0	13	12	1	73	3.0
Humphrey	35	0	317	42	103	.408	0	2	.000	18	37	.486	50	37	87	6	35	0	10	23	1	102	2.9
Tsakalidis	31	1	278	32	64	.500	0	0	---	14	18	.778	21	35	56	10	42	0	3	12	16	78	2.5
Emmett	8	0	28	2	6	.333	0	0	---	3	5	.600	0	2	2	0	4	0	0	1	0	7	0.9
GRIZZLIES	82		19705	2802	6271	.447	531	1486	.357	1526	2024	.754	887	2307	3194	1716	1910	9	699	1197	476	7661	93.4
OPPONENTS	82		19705	2684	6215	.432	426	1215	.351	1679	2179	.771	993	2387	3380	1633	1853	15	612	1303	476	7473	91.1

QUICK FACTS

- The Memphis Grizzlies made the playoffs for the second consecutive season with a 45-37 record, despite playing under three different head coaches.
- On Nov. 25, 2004, Grizzlies Head Coach **Hubie Brown** resigned and **Lionel Hollins** was named interim head coach for the second time.
- Mike Fratello** named head coach for the remainder of the season on Dec. 2.
- Phoenix swept Memphis 4-0 in the first round of the 2005 NBA Playoffs.
- The Grizzlies went 8-1 during the month of April, including a 5-0 home record, setting a franchise-record for best winning percentage and best record at home for a month.
- Mike Miller** shot a club-record 43.3 percent from beyond the arc.

NBA STATISTICAL RANKINGS

Category	Memphis	Opponents	Category	Memphis	Opponents
Points per game	93.4	23rd	91.1	4th	
Field Goal Pct.	.447	16th	.432	6th	
Free Throw Pct.	.754	19th	.771	27th	
3-Pt. Field Goal Pct.	.357	12th	.351	11th	
Offensive Rebounds Per Game	10.82	T-25th	12.11	20th	
Defensive Rebounds Per Game	28.13	28th	29.11	8th	
Rebounds Per Game	38.95	30th	41.22	11th	
Assists Per Game	20.93	20th	19.91	6th	
Steals Per Game	8.52	5th	7.46	16th	
Turnovers Per Game	14.60	19th	15.89	4th	
Blocks Per Game	5.80	5th	5.80	29th	
Personal Fouls Per game	23.29	22nd	22.60	17th	
Disqualifications	9	4th	15	T-15th	
Points Per Game Differential	+2.3	8th			

SEASON REVIEW



Date	Opponent	Mem	Opp	Hm	Rd	Tot	Atten	Grizzlies		Grizzlies		Opponent	
								Top Scorer	Top Rebounder	Top Scorer	Top Rebounder	Top Scorer	Top Rebounder
Nov 3	WASHINGTON	L	91	103	0-1	0-0	18,119	Wells	19	Gasol	9	Jamison	34
Nov 5	HOUSTON	L	81	89	0-2	0-0	18,119	Gasol	21	Wright	9	McGrady	30
Nov 6	at Dallas	L	88	112	0-2	0-1	19,796	Gasol	18	Swift	11	Finley	23
Nov 9	at Houston	L	87	90	0-2	0-4	11,568	Swift	18	Gasol, Wells	6	Howard	20
Nov 10	L.A. LAKERS	W	110	87	1-2	0-2	14,119	Gasol	22	Swift	10	Bryant	20
Nov 12	GOLDEN STATE	W	96	67	2-2	0-2	17,086	Gasol	14	Gasol, Swift	11	Najera	16
Nov 14	at Seattle	L	113	118	2-2	0-3	25,120	Gasol	25	Battier, Swift	6	Allen	34
Nov 17	at Portland	W	101	82	2-2	1-3	14,176	Wells	25	Gasol, Wright	10	Randolph	16
Nov 19	at Sacramento	L	105	107	2-2	1-4	17,317	Swift	23	Gasol	18	Webber	31
Nov 20	at Golden State	W	100	87	2-2	2-4	16,164	Swift	20	Swift	12	Murphy	27
Nov 22	SAN ANTONIO	W	93	90	3-2	2-4	16,127	Wells	26	Wright	10	Duncan	26
Nov 24	SEATTLE	L	84	93	3-3	2-4	15,542	Battier	12	Wells	8	Lewis	27
Nov 26	at Minnesota	L	90	115	3-3	2-5	17,985	Miller	19	Gasol	7	Garrett	26
Nov 27	DALLAS	L	85	98	3-4	2-5	18,119	Miller	20	Gasol	13	Nowitzki	32
Nov 30	SACRAMENTO	L	93	98	3-5	2-5	10,142	Miller	25	Gasol	13	Stojakovic	29
Dec 1	at New York	L	82	90	3-5	2-6	17,858	Wells	16	Gasol	14	Marbury	26
Dec 3	PHILADELPHIA	W	94	86	4-5	2-6	16,806	Gasol	34	Gasol	15	Iverson	25
Dec 4	at Orlando	L	91	96	4-5	2-7	14,518	Gasol	20	Wells	7	Hill	23
Dec 7	NEW YORK	W	96	88	5-5	2-7	15,241	Watson	22	Gasol	8	Crawford	17
Dec 8	at Atlanta	W	97	89	5-5	3-7	17,271	Gasol	24	Gasol	7	Walker	31
Dec 10	at Miami	L	84	92	5-5	3-8	19,600	Wright	18	Gasol, Wright	11	Wade	26
Dec 11	DETROIT	W	72	68	6-5	3-8	18,119	Gasol	20	Wright	10	R. Wallace	22
Dec 13	CLEVELAND	L	86	92	6-6	3-8	15,516	Gasol	19	Wright	10	James	31
Dec 15	CHICAGO	L	88	96	6-7	3-8	15,163	Gasol	24	Posey, Wright	7	Curry	20
Dec 17	NEW JERSEY	W	89	84	7-7	3-8	10,115	Williams	27	Gasol	12	Jefferson	26
Dec 19	at L.A. Clippers	W	92	82	7-7	4-8	11,165	Posey	20	Gasol	8	Maggette	22
Dec 20	at L.A. Lakers	W	82	72	7-7	5-8	12,125	Battier	17	Gasol	11	Butler	16
Dec 22	at Golden State	L	99	109	7-7	5-9	12,166	Posey	22	Swift	8	Richardson	24
Dec 23	at Phoenix	L	102	109	7-7	5-10	12,127	Miller	22	Battier	10	Stoudemire	30
Dec 27	L.A. CLIPPERS	W	96	76	8-7	5-10	13,137	Gasol	24	Posey	10	Maggette	14
Dec 29	BOSTON	W	117	109	9-7	5-10	14,117	Gasol	24	Gasol	11	LaFrentz	28
Jan 1	at Minnesota	W	104	95	9-7	6-10	15,177	Gasol	23	Wells	8	Garrett	30
Jan 3	UTAH	W	92	82	10-7	6-10	16,167	Gasol	25	Wright	12	Boozler	20
Jan 6	at Detroit	W	101	79	10-7	7-10	17,177	Wells	23	Wright	8	Hamilton	14
Jan 7	NEW ORLEANS	W	84	76	11-7	7-10	18,117	Gasol	20	Gasol	11	B. Davis	19
Jan 11	INDIANA	L	85	86	11-8	7-10	18,118	Gasol	31	Wright	9	O'Neal	35
Jan 14	at Charlotte	W	109	89	11-8	8-10	19,118	Gasol	19	Posey	7	Okafor	17
Jan 15	MILWAUKEE	W	101	82	12-8	8-10	20,118	Williams	25	Gasol	8	Redd	26
Jan 17	HOUSTON	W	99	80	13-8	8-10	21,118	Swift	18	Gasol	9	McGrady	28
Jan 19	at Phoenix	W	88	79	13-8	9-10	18,122	Wells	16	Battier	14	Richardson	19
Jan 21	at Denver	L	82	92	13-8	9-11	22,119	Wright	17	Wright	7	Boyskins	25
Jan 22	at Utah	W	110	94	13-8	10-11	23,119	Gasol	23	Wright	7	Okur	22
Jan 25	ORLANDO	W	95	83	14-8	10-11	24,119	Swift	18	Swift	9	Francis, Hill	18
Jan 26	at Cleveland	L	111	114	14-8	10-12	24,200	Miller	28	Cardinal	7	Gooden, James	27
Jan 29	ATLANTA	W	84	83	15-8	10-12	25,200	Williams	23	Wright	9	Harrington	18
Jan 31	at New Orleans	W	98	91	15-8	11-12	26,200	Swift, Wright	19	Wright	11	Dickau	19
Feb 1	PHOENIX	W	108	97	16-8	11-12	27,200	Williams	19	Wright	13	Johnson	30
Feb 3	L.A. CLIPPERS	L	103	106	16-9	11-12	27,211	Miller	16	Wright	10	Simmmons	26
Feb 8	MINNESOTA	W	108	96	17-9	11-12	28,211	Swift, Wright	18	Wright	12	Garrett	24
Feb 9	at Philadelphia	W	98	95	17-9	12-12	29,211	Jones	23	Wright	8	Iverson	38
Feb 11	PORTLAND	W	88	82	18-9	12-12	30,211	Swift	23	Wells	14	Randolph	26
Feb 13	at Indiana	L	73	76	18-9	12-13	30,222	Wright	18	Wright	13	Jackson	19
Feb 16	at Boston	L	88	90	18-9	12-14	30,223	Swift	19	Wright	10	Pierce	19
Feb 23	at Washington	L	83	93	18-9	12-15	30,224	Miller	16	Wright	8	Arenas	30
Feb 25	DENVER	L	94	97(ot)	18-10	12-15	30,225	Cardinal	28	Wright	18	Boyskins	19
Feb 26	at San Antonio	W	84	82	18-10	13-15	31,225	Wright	19	Cardinal, Miller	7	Duncan	27
Mar 1	GOLDEN STATE	W	99	97	19-10	13-15	32,225	Battier	25	Battier	10	Richardson	29
Mar 4	TORONTO	W	86	75	20-10	13-15	33,225	Battier	33	Battier	15	Rose	19
Mar 7	at L.A. Clippers	W	105	102	20-10	14-15	34,225	Wright	23	Battier	6	Maggette	37
Mar 8	at Sacramento	L	82	85	20-10	14-16	34,226	Cardinal	15	Miller	8	Bibby	26
Mar 11	at Utah	W	94	82	20-10	15-16	35,226	Miller	24	Wright	8	Kirilenko	25
Mar 12	at Portland	L	66	80	20-10	15-17	35,227	Wright	21	Wright	12	Abdur-Rahim	25
Mar 14	PORTLAND	W	104	83	21-10	15-17	36,227	Miller	27	Wright	9	Stoudemire	20
Mar 16	at New Orleans	W	88	82	21-10	16-17	37,227	Posey	20	Cardinal, Wright	8	Nachbar	19
Mar 18	MINNESOTA	W	88	83	22-10	16-17	38,227	Williams	17	Posey	10	Garrett	30
Mar 20	PHOENIX	L	91	97	22-11	16-17	38,228	Battier	20	Wright	8	Johnson	28
Mar 24	at New Jersey	W	105	96	22-11	17-17	39,228	Wright, Williams	20	Wright	10	Carter	22
Mar 26	NEW ORLEANS	L	85	96	22-12	17-17	39,229	Cardinal	17	Wright	12	Smith	33
Mar 28	at Chicago	L	86	94	22-12	17-18	39,300	Wells	30	Miller	9	Curry	25
Mar 29	SEATTLE	L	99	102	22-13	17-18	39,311	Gasol	24	Gasol	8	Allen, James	22
Apr 1	at Milwaukee	W	93	82	22-13	18-18	40,311	Gasol	20	Gasol	7	Mason	24
Apr 3	L.A. LAKERS	W	102	82	23-13	18-18	41,311	Miller	22	Gasol	10	Butler	18
Apr 5	DENVER	L	91	94	23-14	18-18	41,312	Gasol	18	Wright	12	Anthony	24
Apr 6	at Toronto	W	104	74	23-14	19-18	42,312	Gasol	26	Wright	10	Rose	19
Apr 8	MIAMI	W	97	81	24-14	19-18	43,312	Miller	30	Wright	8	Wade	16
Apr 10	CHARLOTTE	W	102	95	25-14	19-18	44,312	Battier	25	Battier	11	Knight	22
Apr 11	at Dallas	L	89	110	25-14	19-20	44,313	Wright	18	Gasol	8	Howard	23
Apr 13	at Houston	L	92	100	25-14	19-20	44,314	Miller	37	Wright	10	Yao	28
Apr 15	at Denver	L	102	111	25-14	19-21	44,315	Miller	17	Wright	11	Anthony	22
Apr 16	at San Antonio	L	75	97	25-14	19-22	44,316	Gasol	17	Gasol	6	Bowen	15
Apr 18	SAN ANTONIO	W	94	92	26-14	19-22	45,316	Miller	28	Miller	9	Robinson	23
Apr 20	DALLAS	L	88	108	26-15	19-22	45,317	Gasol	18	Wright	9	Howard	27

INTRO

PLAYERS

EXECUTIVE

BASKETBALL OPS

BUSINESS OPS

MEDIA

COMMUNITY

HISTORY

PLAYOFFS

REVIEW

OPPONENTS

NBA

FEDERATION

AT A GLANCE



SEASON REVIEW

2003-04 MEMPHIS GRIZZLIES (50-32)



Back Row, L-R: Brendan Brown, Hal Wissel, John Welch, Lionel Hollins, Tony Barone, Sr., Ryan Humphrey, Mike Miller, Stromile Swift, Lorenzen Wright, Jake Tsakalidis, Pau Gasol, Bo Outlaw, James Posey, Bonzi Wells, Scott McCullough, Yusuf Boyd, Dana Davis, T.J. Zanin, Mike Curtis. **Front Row, L-R:** Theron Smith, Earl Watson, Jason Williams, Hubie Brown, Shane Battier, Troy Bell, Dahntay Jones.

	--Field Goals--						--3-Point FG--			--Free Throws--			--Rebounds--										
Player	G	GS	Min	FG	FGA	Pct	FG	FGA	Pct	FT	FTA	Pct	Off	Def	Tot	Ast	PF	Dq	Stl	TO	Blk	Pts	Avg
Gasol	78	78	2458	506	1049	.482	4	15	.267	365	511	.714	206	394	600	198	185	1	44	187	132	1381	17.7
Posey	82	82	2451	368	770	.478	112	290	.386	278	335	.830	92	311	403	122	248	5	137	112	40	1126	13.7
Wells	59	17	1468	295	675	.437	21	61	.344	117	156	.750	57	142	199	104	159	2	71	129	16	728	12.3
Miller	65	65	1770	270	616	.438	80	215	.372	102	141	.723	42	174	216	232	162	3	59	107	14	722	11.1
Williams	72	68	2115	290	713	.407	120	364	.330	82	98	.837	25	122	147	492	97	0	92	136	5	782	10.9
Swift	77	10	1528	268	571	.469	1	4	.250	190	262	.725	141	237	378	38	188	4	56	88	118	727	9.4
Wright	65	46	1674	257	586	.439	0	5	.000	96	131	.733	144	301	445	71	192	4	45	77	58	610	9.4
Battier	79	1	1947	242	543	.446	65	186	.349	120	164	.732	102	201	303	101	187	1	101	56	58	669	8.5
Watson	81	14	1669	172	464	.371	26	106	.245	90	138	.652	49	129	178	402	175	3	91	146	19	460	5.7
Person	16	0	284	33	107	.308	11	43	.256	6	8	.750	2	16	18	23	11	0	5	16	2	83	5.2
Outlaw	82	1	1606	159	312	.510	0	4	.000	61	116	.526	125	217	342	90	170	0	73	69	70	379	4.6
Tsakalidis	40	28	533	67	133	.504	0	0	---	36	61	.590	37	91	128	18	79	1	9	23	22	170	4.3
Smith	20	0	178	16	43	.372	6	12	.500	6	8	.750	13	28	41	7	18	0	5	14	5	44	2.2
Bell	6	0	34	4	18	.222	0	4	.000	3	3	1.000	3	1	4	4	6	0	1	6	0	11	1.8
Jones	20	0	154	15	53	.283	1	4	.250	5	11	.455	7	16	23	12	23	0	5	12	6	36	1.8
Humphrey	2	0	11	1	4	.250	0	1	.000	0	0	---	2	1	3	1	3	0	1	2	0	2	1.0
GRIZZLIES	82		19880	2963	6657	.445	447	1314	.340	1557	2143	.727	1047	2381	3428	1915	1903	24	795	1226	565	7930	96.7
OPPONENTS	82		19880	2859	6550	.436	369	1091	.338	1643	2150	.764	1099	2508	3607	1674	1891	26	673	1395	461	7730	94.3

QUICK FACTS

- The Memphis Grizzlies posted a franchise-record 50 wins, including a club-high 31 home victories.
- The Grizzlies made their NBA Playoff debut vs. San Antonio, a 4-0 Spurs sweep.
- Memphis improved a team-record 22 games from the previous season.
- The team won a franchise-best eight consecutive games from Jan. 11-25, 2004.
- **Hubie Brown** named NBA Coach of the Year on April 21, while **Jerry West** was honored as NBA Executive of the Year on May 18.
- On Dec. 13 vs. New Jersey, the Grizzlies defeated the Nets by a franchise-best 47 points, 110-63.
- The team set single-season records in total rebounds (3,428) and blocks (565).
- The club recorded a 25-3 mark when scoring 100-plus points and set a franchise-record by going 5-0 in overtime games.

NBA STATISTICAL RANKINGS

Category	Memphis		Opponents		Category	Memphis		Opponents	
Points per game	96.7	7th	94.5	15th	Assists Per Game	9.7	5th	20.41	8th
Field Goal Pct.	.445	8th	.436	13th	Steals Per Game	9.7	1st	8.21	21st
Free Throw Pct.	.727	24th	.764	24th	Turnovers Per Game	14.65	16th	17.01	3rd
3-Pt. Field Goal Pct.	.340	20th	.338	9th	Blocks Per Game	6.89	2nd	5.62	25th
Offensive Rebounds Per Game	12.77	9th	13.4	29th	Personal Fouls Per game	23.21	27th	23.06	4th
Defensive Rebounds Per Game	29.04	25th	30.59	18th	Disqualifications	24	27th	26	4th
Rebounds Per Game	41.8	17th	43.99	26th	Points Per Game Differential	+2.2	9th		

SEASON REVIEW



Date	Opponent	Mem	Opp	Hm	Rd	Tot	Atten	Grizzlies Top Scorer	Grizzlies Top Rebounder	Opponent Top Scorer
Oct 31	BOSTON	L	91	93	0-1	0-0	16,178	Swift	18 Gasol	10 Baker
Nov 1	at Houston	W	79	71	0-1	1-0	13,051	Wright	21 Posey	9 Francis, Yao
Nov 3	SAN ANTONIO	W	88	80	1-1	1-0	12,821	Swift	14 Wright	9 Ginobili, Nesterovic
Nov 5	at Portland	L	87	93	1-1	1-1	2-2	14,634	Gasol, Miller	19 Posey
Nov 7	at Phoenix	L	88	96	1-1	1-2	2-3	16,845	Gasol	23 Wright
Nov 8	at Utah	L	89	96	1-1	1-3	2-4	18,468	Posey	17 Gasol
Nov 10	L.A. LAKERS	W	105	95	2-1	1-3	3-4	19,351	Gasol	22 Gasol
Nov 12	at Orlando	W	107	97	2-1	2-3	4-4	13,208	Gasol	28 Tsakalidis
Nov 15	DALLAS	W	108	101 (ot)	3-1	2-3	5-4	16,195	Miller	22 Gasol
Nov 19	DETROIT	L	92	99	3-2	2-3	5-5	13,340	Miller, Wright	18 Gasol
Nov 21	at Seattle	W	98	97	3-2	3-3	6-5	13,271	Williams	28 Gasol
Nov 23	at L.A. Lakers	L	89	121	3-2	3-4	6-6	18,997	Battier	18 Miller
Nov 25	at Sacramento	L	89	109	3-2	3-5	6-7	17,317	Gasol	21 Gasol
Nov 28	MINNESOTA	L	98	102	3-3	3-5	6-8	16,741	Williams	24 Gasol
Nov 29	at Cleveland	W	122	115 (2ot)	3-3	4-5	7-8	18,102	Gasol	37 Battier
Dec 1	at Boston	W	96	89	3-3	5-5	8-8	12,478	Gasol	19 Wright
Dec 3	at New Jersey	W	96	93	3-3	6-5	9-8	13,617	Gasol, Posey	19 Gasol, Posey
Dec 5	WASHINGTON	W	92	77	4-3	6-5	10-8	11,737	Gasol	17 Gasol
Dec 7	PORTLAND	W	93	79	5-3	6-5	11-8	11,538	Gasol, Miller	17 Gasol
Dec 10	ATLANTA	W	103	90	6-3	6-5	12-8	10,527	Miller	22 Gasol
Dec 12	at Miami	L	88	91	6-3	6-6	12-9	14,429	Posey	19 Watson
Dec 13	NEW JERSEY	W	110	63	7-3	6-6	13-9	16,189	Wells	22 Gasol
Dec 15	at San Antonio	L	67	78	7-3	6-7	13-10	14,524	Wells	12 Gasol
Dec 16	SACRAMENTO	W	105	100	8-3	6-7	14-10	11,210	Gasol	22 Wright
Dec 19	MIAMI	W	97	83	9-3	6-7	15-10	13,869	Miller	18 Swift
Dec 20	at New Orleans	L	89	94	9-3	6-8	15-11	14,320	Wells	18 Swift
Dec 22	at Denver	L	99	106	9-3	6-9	15-12	16,155	Gasol	24 Gasol, Battier
Dec 23	at Sacramento	L	97	114	9-3	6-10	15-13	17,317	Gasol	23 Gasol
Dec 26	NEW YORK	L	94	98	9-4	6-10	15-14	16,344	Gasol	20 Wright
Dec 27	at Dallas	L	98	104	9-4	6-11	15-15	20,059	Wells	30 Wright
Dec 29	at Indiana	L	86	94	9-4	6-12	15-16	18,345	Gasol	20 Gasol
Dec 30	SEATTLE	L	99	105	9-5	6-12	15-17	15,127	Gasol	32 Gasol
Jan 2	UTAH	W	100	88	10-5	6-12	16-17	13,041	Wells	21 Wright
Jan 3	ORLANDO	W	112	103	11-5	6-12	17-17	17,722	Gasol, Miller	17 Swift
Jan 9	at Seattle	L	116	122	11-5	6-13	17-18	15,408	Posey	25 Wright
Jan 11	at L.A. Clippers	W	108	107 (ot)	11-5	7-13	18-18	13,618	Swift	24 Wright
Jan 12	at Golden State	W	115	113 (2ot)	11-5	8-13	19-18	13,722	Miller	24 Battier
Jan 15	CHICAGO	W	108	93	12-5	8-13	20-18	12,239	Posey	23 Gasol
Jan 17	at Philadelphia	W	91	87	12-5	9-13	21-18	20,054	Gasol	16 Wright
Jan 19	HOUSTON	W	88	83	13-5	9-13	22-18	18,619	Gasol	24 Gasol
Jan 21	L.A. LAKERS	W	88	82	14-5	9-13	23-18	19,351	Miller	17 Wright
Jan 23	SACRAMENTO	W	109	95	15-5	9-13	24-18	17,119	Miller	28 Wright
Jan 25	DENVER	W	106	88	16-5	9-13	25-18	17,284	Wells	17 Wright
Jan 28	PORTLAND	L	76	88	16-6	9-13	25-19	11,472	Wells	20 Gasol
Jan 30	UTAH	L	79	85	16-7	9-13	25-20	13,203	Posey	24 Swift
Jan 31	at Detroit	L	78	80	16-7	9-14	25-21	22,076	Gasol	18 Gasol
Feb 2	GOLDEN STATE	W	106	101	17-7	9-14	26-21	10,229	Gasol, Wright	18 Outlaw
Feb 4	at Washington	W	103	101	17-7	10-14	27-21	12,531	Posey	31 Wright, Outlaw
Feb 6	MILWAUKEE	W	105	85	18-7	10-14	28-21	15,433	Gasol	27 Gasol
Feb 8	at Minnesota	W	99	98	18-7	11-14	29-21	19,179	Gasol	27 Gasol
Feb 9	at Denver	L	83	86	18-7	11-15	29-22	15,316	Battier	13 Posey
Feb 11	L.A. CLIPPERS	W	110	102	19-7	11-15	30-22	11,189	Gasol	22 Wright
Feb 17	DALLAS	W	109	92	20-7	11-15	31-22	14,742	Posey	19 Battier
Feb 20	PHOENIX	W	97	92	21-7	11-15	32-22	15,710	Posey	18 Gasol
Feb 21	at Chicago	W	105	98	21-7	12-15	33-22	22,076	Posey	27 Wright, Gasol
Feb 23	DENVER	W	109	106	22-7	12-15	34-22	13,423	Gasol	25 Posey
Feb 25	GOLDEN STATE	L	92	99	22-8	12-15	34-23	11,397	Posey	25 Posey
Feb 27	at Milwaukee	L	104	106	22-8	12-16	34-24	18,289	Posey	25 Posey
Feb 28	NEW ORLEANS	W	97	92	23-8	12-16	35-24	18,373	Posey	24 Gasol
Mar 1	at San Antonio	W	81	80	23-8	13-16	36-24	16,705	Watson	13 Posey
Mar 3	at Portland	W	97	88	23-8	14-16	37-24	16,511	Wells	28 Gasol
Mar 6	at L.A. Clippers	W	98	92	23-8	15-16	38-24	15,481	Posey	15 Outlaw
Mar 7	at Golden State	W	95	85	23-8	16-16	39-24	15,181	Wells	18 Gasol
Mar 9	SAN ANTONIO	W	94	88	24-8	16-16	40-24	15,544	Gasol	27 Gasol
Mar 12	L.A. CLIPPERS	W	98	89	25-8	16-16	41-24	17,649	Gasol	24 Gasol
Mar 13	at Houston	L	80	88	25-8	16-17	41-25	18,157	Swift	19 Posey
Mar 16	PHILADELPHIA	W	82	79	26-8	16-17	42-25	18,524	Gasol	22 Gasol
Mar 18	SEATTLE	L	94	97	26-9	16-17	42-26	14,179	Gasol	21 Gasol
Mar 20	INDIANA	W	99	95	27-9	16-17	43-26	16,808	Gasol, Swift	17 Outlaw, Smith, Swift
Mar 23	TORONTO	W	95	86	28-9	16-17	44-26	13,191	Gasol	29 Wright
Mar 24	at New York	W	111	97	28-9	17-17	45-26	19,763	Gasol	23 Battier
Mar 26	HOUSTON	W	109	86	29-9	17-17	46-26	19,062	Swift	19 Swift
Mar 28	at Toronto	W	94	88	29-9	18-17	47-26	19,088	Gasol	23 Gasol
Mar 29	at Atlanta	W	136	133 (2ot)	29-9	19-17	48-26	12,665	Posey	38 Posey
Apr 2	PHOENIX	W	109	99	30-9	19-17	49-26	19,351	Posey	32 Swift
Apr 4	at Minnesota	L	82	90	30-9	19-18	49-27	19,068	Posey	19 Gasol, Wells
Apr 5	at Utah	L	81	92	30-9	19-19	49-28	19,911	Posey	18 Outlaw
Apr 7	CLEVELAND	W	92	74	31-9	19-19	50-28	19,351	Posey	35 Wright
Apr 9	at L.A. Lakers	L	95	103	31-9	19-20	50-29	18,997	Miller	22 Wright
Apr 11	at Phoenix	L	83	89	31-9	19-21	50-30	15,216	Battier	18 Swift
Apr 13	at Dallas	L	103	110	31-9	19-22	50-31	20,364	Wells	27 Battier, Gasol, Wright
Apr 14	MINNESOTA	L	90	107	31-10	19-22	50-32	19,351	Gasol	16 Posey

INTRO

PLAYERS

EXECUTIVE

BASKETBALL OPS

BUSINESS OPS

MEDIA

COMMUNITY

HISTORY

PLAYOFFS

REVIEW

OPPONENTS

NBA

FEDERATION

AT A GLANCE



SEASON REVIEW

2002-03 MEMPHIS GRIZZLIES (28-54)



Back Row, L-R: Tony Barone, Sr., John Welch, Brendan Brown, Hal Wissel, Lionel Hollins, Ryan Humphrey, Robert Archibald, Lorenzen Wright, Pau Gasol, Cezary Trybanski, Stromile Swift, Mike Batiste, Mike Miller, Yusuf Boyd, Mike Douglas, T.J. Zanin, Mike Curtis, Scott McCulloch. **Front Row, L-R:** Brevin Knight, Chris Owens, Jason Williams, Hubie Brown, Shane Battier, Wesley Person, Earl Watson.

Player	--Field Goals--					--3-Point FG--			--Free Throws--			--Rebounds--										Pts	Avg
	G	GS	Min	FG	FGA	Pct	FG	FGA	Pct	FT	FTA	Pct	Off	Def	Tot	Ast	PF	Dq	Stl	TO	Blk		
Gasol	82	82	2948	569	1116	.510	1	10	.100	416	565	.736	192	528	720	229	220	3	34	213	148	1555	19.0
Miller	16	13	360	77	151	.510	22	44	.500	29	36	.806	6	49	55	31	34	1	6	26	5	205	12.8
Williams	76	76	2407	333	859	.388	143	404	.354	110	131	.840	25	187	212	631	130	0	91	168	10	919	12.1
Gooden	51	29	1329	255	576	.443	14	46	.304	92	132	.697	105	190	295	63	121	1	38	105	22	616	12.1
Wright	70	49	1982	325	716	.454	0	5	.000	147	223	.659	170	358	528	80	209	7	51	110	54	797	11.4
Giricek	49	35	1187	207	478	.433	46	130	.354	88	107	.822	18	90	108	70	104	0	22	94	6	548	11.2
Person	66	44	1941	274	601	.456	100	231	.433	79	97	.814	24	168	192	112	64	0	42	56	19	727	11.0
Battier	78	47	2383	275	569	.483	86	216	.398	120	145	.828	128	217	345	105	207	0	102	68	88	756	9.7
Swift	67	26	1478	235	489	.481	0	2	.000	177	245	.722	114	270	384	45	152	3	55	99	104	647	9.7
Batiste	75	2	1248	197	467	.422	18	81	.222	69	88	.784	82	175	257	52	120	1	42	69	16	481	6.4
Watson	79	2	1366	170	391	.435	31	91	.341	62	86	.721	46	118	164	225	138	0	89	88	14	433	5.5
Dickerson	6	1	87	10	24	.417	4	11	.364	5	5	1.000	1	5	6	8	16	0	5	6	1	29	4.8
Owens	1	0	6	2	3	.667	0	0	---	0	0	---	0	1	0	0	0	0	1	0	0	4	4.0
Knight	55	4	928	97	228	.425	2	8	.250	20	37	.541	15	66	81	233	123	0	69	94	2	216	3.9
Humphrey	13	0	122	12	35	.343	0	0	---	5	11	.455	4	26	30	4	18	0	5	2	2	29	2.2
Archibald	12	0	72	6	20	.300	0	0	---	7	18	.389	6	11	17	3	9	0	0	7	3	19	1.6
Trybanski	15	0	86	5	20	.250	0	0	---	4	10	.400	6	8	14	1	13	0	0	8	6	14	0.9
GRIZZLIES	82		19930	3049	6743	.452	467	1279	.365	1430	1936	.739	943	2466	3409	1892	1678	16	651	1262	500	7995	97.5
OPPONENTS	82		19930	3224	7008	.460	431	1188	.363	1381	1819	.759	1126	2555	3681	1991	1782	21	714	1213	430	8260	100.7

QUICK FACTS

- In only their second season in Memphis, the Grizzlies finished with a then club-record 28 wins, ranking sixth in the Midwest Division.
- Hubie Brown** replaced **Sidney Lowe** as head coach eight games into the season on Nov. 12.
- Memphis completed a four-player trade with Orlando, acquiring 2000-01 NBA Rookie of the Year **Mike Miller** and **Ryan Humphrey** and two draft picks in exchange for **Drew Gooden** and **Gordan Giricek** on Feb. 19.
- Jason Williams** tied a franchise record by dishing out 10-plus assists in 4 straight games from March 13-24.
- The Grizzlies lost their first 13 games, the worst start in franchise history.

NBA STATISTICAL RANKINGS

Category	Memphis	Opponents	Category	Memphis	Opponents
Points per game	97.5	8th	Assists Per Game	23.07	6th
Field Goal Pct.	.452	8th	Steals Per Game	7.94	14th
Free Throw Pct.	.739	24th	Turnovers Per Game	15.39	20th
3-Pt. Field Goal Pct.	.365	7th	Blocks Per Game	6.10	4th
Offensive Rebounds Per Game	11.50	20th	Personal Fouls Per game	20.46	6th
Defensive Rebounds Per Game	30.07	15th	Disqualifications	16	17th
Rebounds Per Game	41.57	19th	Points Per Game Differential	-3.2	22nd

SEASON REVIEW



Date	Opponent	Mem	Opp	Hm	Rd	Tot	Atten	Grizzlies Top Scorer	Grizzlies Top Rebounder	Opponent Top Scorer
Oct 30	DALLAS	L 108	119	0-1	0-0	0-1	16,638	Giricek	29 Gasol	10 Nash
Nov 1	at Detroit	L 86	109	0-1	0-1	0-2	18,113	Gooden, Gasol	21 Gooden	5 Hamilton
Nov 2	SACRAMENTO	L 99	116	0-2	0-1	0-3	17,112	Gasol	20 Gasol, Swift	7 Divac
Nov 4	SAN ANTONIO	L 101	103(ot)	0-3	0-1	0-4	12,226	Gasol	22 Battier, Swift	10 Duncan
Nov 6	at Portland	L 88	94	0-3	0-2	0-5	19,067	Gasol	23 Swift	9 Wallace
Nov 8	at Sacramento	L 91	99	0-3	0-3	0-6	17,317	Gooden	23 Swift	10 Stojakovic
Nov 9	at Denver	L 73	84	0-3	0-4	0-7	16,179	Gasol	21 Gooden	12 White
Nov 11	GOLDEN STATE	L 101	108	0-4	0-4	0-8	10,112	Gasol	24 Gooden	9 Jamison
Nov 15	MINNESOTA	L 95	99	0-5	0-4	0-9	14,871	Giricek	25 Swift	9 Garnett
Nov 16	at Chicago	L 93	111	0-5	0-5	0-10	20,653	Williams	18 Gooden	7 Marshall, Rose
Nov 19	at Minnesota	L 106	110(ot)	0-5	0-6	0-11	13,332	Williams	14 Swift	8 Garnett
Nov 20	PHILADELPHIA	L 88	95	0-6	0-6	0-12	17,197	Gooden	21 Swift	16 Iverson
Nov 22	at San Antonio	L 86	95	0-6	0-7	0-13	16,636	Batiste	18 Batiste, Watson	6 Duncan
Nov 23	WASHINGTON	W 85	74	1-6	0-7	1-13	19,351	Watson	17 Gasol	15 Jordan
Nov 27	SEATTLE	W 117	99	2-6	0-7	2-13	13,729	Williams	28 Gooden	8 Lewis
Nov 29	L.A. LAKERS	L 106	112(ot)	2-7	0-7	2-14	19,351	Gasol	24 Gooden	10 Bryant
Dec 1	TORONTO	L 87	92	2-8	0-7	2-15	13,213	Battier	14 Gasol	10 Carter
Dec 3	at L.A. Lakers	L 91	101	2-8	0-8	2-16	18,512	Wright	17 Gasol	9 O'Neal
Dec 4	at Phoenix	L 85	98	2-8	0-9	2-17	12,939	Giricek	18 Gasol	10 Marion
Dec 6	at Utah	L 71	104	2-8	0-10	2-18	17,966	Swift	16 Gasol	8 Kirilenko
Dec 8	PHOENIX	W 102	94	3-8	0-10	3-18	12,469	Gasol	21 Gasol	17 Marbury
Dec 10	at Miami	W 107	96	3-8	1-10	4-18	14,558	Gooden	25 Gooden	9 Jones
Dec 11	DENVER	W 96	93	4-8	1-10	5-18	11,889	Gasol	18 Gasol	10 Harvey
Dec 13	HOUSTON	W 114	109(ot)	5-8	1-10	6-18	15,186	Gasol	29 Gasol	12 Francis
Dec 14	at Dallas	L 87	104	5-8	1-11	6-19	19,732	Giricek	17 Swift, Wright	7 Nash
Dec 16	GOLDEN STATE	W 104	91	6-8	1-11	7-19	12,447	Gasol, Giricek	18 Wright	12 Jamison
Dec 18	at Washington	L 100	118	6-8	1-12	7-20	20,173	Gasol	25 Wright	7 Jordan
Dec 20	MILWAUKEE	W 95	84	7-8	1-12	8-20	12,642	Person	23 Gasol	14 Cassell
Dec 22	UTAH	L 74	103	7-9	1-12	8-21	15,478	Battier	11 Wright	10 Harpring, Malone
Dec 27	ORLANDO	W 99	86	8-9	1-12	9-21	19,047	Giricek	18 Gasol	10 McGrady
Dec 31	at Boston	L 89	96	8-9	1-13	9-22	17,080	Gasol	18 Wright	12 Walker
Jan 3	L.A. CLIPPERS	W 116	111	9-9	1-13	10-22	14,789	Giricek	31 Gasol, Wright	13 Maggette
Jan 6	NEW ORLEANS	W 106	102	10-9	1-13	11-22	12,809	Williams	28 Wright	14 Mashburn
Jan 8	at L.A. Clippers	L 95	103	10-9	1-14	11-23	14,842	Gasol	23 Gasol, Wright	10 Brand
Jan 10	at Phoenix	L 90	96	10-9	1-15	11-24	15,005	Gasol	22 Gasol	11 Marbury
Jan 12	at Sacramento	L 98	106	10-9	1-16	11-25	17,317	Gasol	26 Gasol	12 Stojakovic
Jan 13	at Golden State	W 110	108	10-9	2-16	12-25	11,536	Gasol	23 Wright	15 Arenas
Jan 15	at Portland	L 92	100	10-9	2-17	12-26	18,114	Gasol	19 Wright	8 Wallace
Jan 17	at Seattle	L 97	103(ot)	10-9	2-18	12-27	14,176	Wright, Gasol	21 Gasol	14 Payton
Jan 20	PORTLAND	L 87	99	10-10	2-18	12-28	19,084	Wright	22 Wright	9 McNinis
Jan 22	at San Antonio	W 98	93	10-10	3-18	13-28	17,126	Gasol	28 Gasol	17 Duncan
Jan 23	SACRAMENTO	L 98	104	10-11	3-18	13-29	17,973	Gasol	24 Gasol	17 Webber
Jan 25	SEATTLE	L 83	95	10-12	3-18	13-30	13,228	Gasol	25 Wright	12 Radmanovic
Jan 27	HOUSTON	L 95	100	10-13	3-18	13-31	12,352	Gasol	26 Gooden, Wright	11 Francis
Jan 31	NEW YORK	L 102	108	10-14	3-18	13-32	17,643	Gasol	32 Gasol, Wright	9 Easley
Feb 2	at Denver	L 78	93	10-14	3-19	13-33	13,274	Gooden	16 Gasol	11 Howard
Feb 3	at Golden State	L 91	101	10-14	3-20	13-34	10,137	Gasol	20 Battier	11 Arenas, Murphy
Feb 5	at Utah	L 84	105	10-14	3-21	13-35	19,473	Giricek	17 Wright	13 Malone
Feb 12	NEW JERSEY	W 97	90	11-14	3-21	14-35	12,486	Watson	21 Battier, Gasol, Watson	8 Kidd
Feb 14	DALLAS	L 103	110	11-15	3-21	14-36	15,924	Gasol	25 Gasol	7 Nowitzki
Feb 16	MILWAUKEE	W 101	95	11-15	4-21	15-36	17,193	Gasol	19 Gasol	11 Allen
Feb 18	INDIANA	W 108	103(ot)	12-15	4-21	16-36	12,143	Gasol	24 Gasol	14 Artest, O'Neal
Feb 21	at New Orleans	L 123	125(ot)	12-15	4-22	16-37	16,591	Miller	23 Wright	6 Mashburn
Feb 22	at Houston	L 82	93	12-15	4-23	16-38	13,875	Wright	24 Wright	9 Mobley
Feb 24	UTAH	W 103	92	13-15	4-23	17-38	13,317	Person	27 Gasol	9 Malone
Feb 26	at Philadelphia	L 107	111	13-15	4-24	17-39	19,568	Gasol	32 Gasol	8 Iverson
Feb 28	MIAMI	W 126	116(ot)	14-15	4-24	18-39	19,351	Gasol	25 Person	14 C.Butler, Jones
Mar 1	at Dallas	L 87	114	14-15	4-25	18-40	19,828	Gasol	25 Swift	9 Nowitzki
Mar 3	BOSTON	L 110	111	14-16	4-25	18-41	13,521	Gasol	23 Gasol	17 Pierce
Mar 5	DENVER	W 96	86	15-16	4-25	19-41	11,296	Swift	24 Swift	10 Hilario, Howard, White
Mar 8	at Cleveland	W 115	89	15-16	5-25	20-41	10,339	Gasol	27 Swift	10 Davis
Mar 9	at Toronto	W 119	106	15-16	6-25	21-41	19,138	Gasol	32 Swift	13 Carter
Mar 11	at New York	W 87	85	15-16	7-25	22-41	18,743	Swift	20 Swift	14 Harrington
Mar 12	CHICAGO	W 124	95	16-16	7-25	23-41	15,565	Gasol	27 Swift	10 Curry
Mar 16	ATLANTA	W 124	92	17-16	7-25	24-41	18,413	Battier, Gasol	22 Swift	16 Robinson
Mar 18	at Minnesota	L 80	96	17-16	7-26	24-42	15,355	Battier	18 Wright	8 Garnett
Mar 19	CLEVELAND	W 128	101	18-16	7-26	25-42	12,506	Gasol	28 Gasol	7 Boozer
Mar 21	at Indiana	L 92	101	18-16	7-27	25-43	15,505	Person, Miller, Wright	15 Swift	9 O'Neal
Mar 22	at New Jersey	L 99	107	18-16	7-28	25-44	15,340	Williams	24 Wright	8 Kitties
Mar 24	at Orlando	W 110	104	18-16	8-28	26-44	13,523	Gasol	26 Wright	10 McGrady
Mar 26	PHOENIX	L 99	101	18-17	8-28	26-45	14,524	Williams	22 Wright	12 Marbury
Mar 28	at Seattle	L 71	95	18-17	8-29	26-46	17,072	Gasol	13 Wright	15 Allen
Mar 30	at L.A. Clipper	L 100	102	18-17	8-30	26-47	16,225	Miller	29 Gasol	12 Maggette
Mar 31	at L.A. Lakers	L 94	110	18-17	8-31	26-48	18,997	Gasol	22 Wright	15 O'Neal
Apr 2	SAN ANTONIO	L 87	105	18-18	8-31	26-49	12,116	Wright	24 Wright	8 Duncan
Apr 4	L.A. LAKERS	L 101	102	18-19	8-31	26-50	19,351	Gasol, Williams	18 Gasol	11 O'Neal
Apr 5	at Atlanta	L 91	97	18-19	8-32	26-51	12,107	Gasol	25 Gasol	13 Terry
Apr 8	L.A. CLIPPERS	W 111	108	19-19	8-32	27-51	11,618	Gasol	25 Batiste	11 Maggette
Apr 11	PORTLAND	W 96	93	20-19	8-32	28-51	17,173	Swift	19 Swift	11 Randolph
Apr 13	DETROIT	L 107	110(2ot)	20-20	8-32	28-52	15,704	Gasol	24 Gasol	9 Billups
Apr 15	at Houston	L 86	97	20-20	8-33	28-53	14,704	Battier	15 Gasol	13 Francis
Apr 16	MINNESOTA	L 87	95	20-21	8-33	28-54	15,478	Gasol, Swift	18 Gasol	14 Garnett

INTRO

PLAYERS

EXECUTIVE

BASKETBALL OPS

BUSINESS OPS

MEDIA

COMMUNITY

HISTORY

PLAYOFFS

REVIEW

OPPONENTS

NBA

FEDERATION

AT A GLANCE



SEASON REVIEW

2001-02 MEMPHIS GRIZZLIES (23-59)



Back Row, L-R: Dana Davis, Scott McCullough, Tom Penn, Billy Knight, Rob Hackett, Dick Versace, Rodney Buford, Shane Battier, Grant Long, Pau Gasol, Lorenzen Wright, Antonis Fotsis, Tony Massenburg, Stromile Swift, Scott Roth, Mitchell Anderson, Bob Staak, Michael Adams, Michael Douglas. **Front Row, L-R:** Brevin Knight, Will Solomon, Jason Williams, Michael Heasley, Sidney Lowe, Nick Anderson, Michael Dickerson, Eddie Gill.

	--Field Goals--					--3-Point FG--			--Free Throws--			--Rebounds--											
Player	G	GS	Min	FG	FGA	Pct	FG	FGA	Pct	FT	FTA	Pct	Off	Def	Tot	Ast	Pf	Dq	Stl	TO	Blk	Pts	Avg
Gasol	82	79	3007	551	1064	.518	1	5	.200	338	477	.709	238	492	730	223	195	2	41	224	169	1441	17.6
Williams	65	65	2236	376	985	.382	127	430	.295	80	101	.792	22	173	195	519	102	0	111	214	7	959	14.8
Battier	78	78	3097	412	961	.429	103	276	.373	198	283	.700	180	238	418	216	215	2	121	155	81	1125	14.4
Wright	43	33	1251	223	486	.459	0	2	.000	70	123	.569	130	275	405	44	126	0	30	72	23	516	12.0
Swift	68	14	1805	293	611	.480	0	3	.000	217	305	.711	161	269	430	50	178	3	53	122	113	803	11.8
Dickerson	4	4	124	15	48	.313	8	21	.381	5	6	.833	3	9	12	9	12	0	3	8	1	43	10.8
Buford	63	21	1769	258	593	.435	17	70	.243	58	80	.725	52	220	272	71	110	1	42	63	12	591	9.4
Knight	53	11	1151	141	334	.422	2	8	.250	87	115	.757	11	98	109	302	135	1	79	111	7	371	7.0
Long	66	56	1868	164	385	.426	3	17	.176	86	123	.699	31	200	231	136	123	0	63	103	12	417	6.3
Massenburg	73	31	1247	159	349	.456	1	1	1.000	84	117	.718	100	224	324	26	174	2	30	65	31	403	5.5
Solomon	62	4	872	113	331	.341	46	162	.284	49	73	.671	12	56	68	92	76	0	35	62	7	321	5.2
Gill	23	5	384	39	92	.424	7	22	.318	31	39	.795	7	21	28	49	38	0	11	34	3	116	5.0
Anderson	15	0	219	21	76	.276	13	48	.271	5	9	.556	1	32	33	14	17	0	6	14	6	60	4.0
Fotsis	28	1	320	42	104	.404	7	23	.304	17	20	.850	25	37	62	10	22	0	9	21	11	108	3.9
GRIZZLIES	82	19780	2851	6535	.436	336	1096	.307	1334	1883	.708	984	2413	3397	1785	1571	11	646	1344	488	7372	89.9	
OPPONENTS	82	19780	3119	6829	.457	398	1112	.358	1346	1788	.753	1135	2560	3695	1961	1784	12	781	1207	457	7982	97.3	

QUICK FACTS

- On July 3, 2001, the NBA Board of Governors officially approved the move of the Grizzlies from Vancouver, B.C. to Memphis, Tennessee.
- In the franchise's first season in Memphis, the Grizzlies finished with a 23-59 record, tying the most wins in franchise history.
- The club earned its first win in the city of Memphis with a 98-83 victory on Nov. 17 vs. Cleveland.
- Pau Gasol** named NBA Rookie of the Year after averaging 17.6 points, 8.9 rebounds and 2.06 blocks in 82 games, and won Rookie of the Month on three occasions (November, January, March).
- Shane Battier** joined Gasol on the NBA All-Rookie First Team after posting 14.4 points and 5.4 rebounds in 78 games.
- The Grizzlies completed their biggest comeback in franchise history on March 25, 2002 at Portland, rallying from 25 points down to win 103-100.
- Jason Williams** dished out a franchise-best 19 assists on March 30 vs. Golden State.
- Gasol blocks 169 shots, setting the Grizzlies single-season record.
- Lorenzen Wright** grabbed single-game high 26 rebounds on Nov. 4 vs. Dallas.
- On Jan. 29, 2002, the Grizzlies first-ever draft selection, **Bryant Reeves**, retired due to chronic back pain.

NBA STATISTICAL RANKINGS

Category	Memphis		Opponents		Category	Memphis		Opponents	
Points Per Game	89.9	27th	97.3	21st	Assists Per Game	21.77	16th	23.91	25th
Field Goal Pct.	.436	21st	.457	23rd	Steals Per Game	7.88	16th	9.52	29th
Free Throw Pct.	.708	28th	.753	18th	Turnovers Per Game	16.39	27th	14.72	13th
3-Pt Field Goal Pct.	.307	28th	.358	19th	Blocks Per Game	5.95	7th	5.57	20th
Defensive Rebounds Per Game	12.00	16th	13.84	29th	Personal Fouls Per Game	19.16	3rd	21.76	10th
Offensive Rebounds Per Game	29.43	21st	31.22	25th	Disqualifications	11	11th	12	18th
Rebounds Per Game	41.43	24th	45.06	27th	Points Per Game Differential	-7.3	28th		

SEASON REVIEW



Date	Opponent	Mem	Opp	Hm	Rd	Tot	Atten	Grizzlies Top Scorer	Grizzlies Top Rebounder	Opponent Top Scorer
Nov 1	DETROIT	L	80	90	0-1	0-0	19,405	Wright	17 Wright	12 Stackhouse
Nov 2	at Minnesota	L	102	111	0-1	0-1	16,922	Battier	22 Wright	12 Garnett
Nov 4	DALLAS	L	85	94	0-2	0-1	13,177	Wright	33 Wright	26 Howard
Nov 6	at Phoenix	L	101	113	0-2	0-2	12,765	Gasol	27 Wright	14 Hardaway
Nov 7	at L.A. Clippers	L	92	108	0-2	0-3	13,835	Gasol	24 Wright	11 Brand, McInnis, Richardson
Nov 9	at L.A. Lakers	L	86	110	0-2	0-4	18,997	Swift	21 Gasol	12 O'Neal
Nov 12	GOLDEN STATE	L	79	86	0-3	0-4	17,116	Wright	19 Wright	15 Fortson
Nov 15	PORTLAND	L	85	101	0-4	0-4	10,161	Battier	30 Wright	10 Wallace
Nov 17	CLEVELAND	W	98	93	1-4	0-4	13,874	Battier	20 Gasol	10 Murray
Nov 21	at Cleveland	L	94	101	1-4	0-5	19,804	Gasol	26 Gasol	8 Person
Nov 23	PHOENIX	L	89	103	1-5	0-5	11,100	Battier, Gasol	18 Wright, Gasol	8 Delk
Nov 24	at Detroit	L	84	91	1-5	0-6	15,256	Williams	25 Wright	13 Robinson
Nov 26	SACRAMENTO	W	98	94	2-5	0-6	12,215	Buford	21 Massenburg	10 Stojakovic
Nov 29	at Toronto	L	88	91	2-5	0-7	12,190	Gasol	22 Wright	11 Carter
Nov 30	HOUSTON	W	102	85	3-5	0-7	12,344	Williams	38 Wright	9 Williams
Dec 2	at Philadelphia	W	93	87	3-5	1-7	4,112	Gasol	20 Gasol	10 Iverson
Dec 3	at Orlando	L	71	113	3-5	1-8	4,113	Swift	13 Wright	7 Miller
Dec 6	MINNESOTA	L	80	105	3-6	1-8	4,114	Gasol	22 Gasol	11 Brandon
Dec 8	PHILADELPHIA	W	92	83	4-6	1-8	15,405	Gasol	24 Gasol, Austin	8 Cummings
Dec 11	WASHINGTON	L	81	91	4-7	1-8	15,195	Williams	17 Gasol	13 Hamilton
Dec 13	at Denver	L	86	89	4-7	1-9	15,161	Battier	19 Gasol	13 Lenard
Dec 15	at Golden State	L	84	93	4-7	1-10	15,177	Williams	18 Swift	10 Jamison
Dec 16	at Sacramento	L	87	104	4-7	1-11	15,187	Gasol	15 Gasol	12 Webber
Dec 18	MILWAUKEE	L	105	114	4-8	1-11	15,199	Swift	27 Gasol	15 Allen
Dec 20	at New York	W	90	88	4-8	2-11	19,763	Battier	21 Battier	9 Sprewell
Dec 21	L.A. LAKERS	W	114	108	5-8	2-11	19,195	Williams	26 Gasol	7 Bryant
Dec 23	at Boston	L	80	85	5-8	2-12	15,386	Battier	22 Gasol	10 Walker
Dec 26	CHICAGO	W	107	85	6-8	2-12	16,237	Gasol	27 Gasol	14 Mercer
Dec 28	at Miami	W	91	86	6-8	3-12	15,558	Williams	19 Gasol, Swift	10 Mourning
Dec 30	SAN ANTONIO	L	79	83	6-9	3-12	9,217	Gasol	24 Gasol	15 Duncan
Jan 2	at New Jersey	L	74	92	6-9	3-13	9,222	Battier	20 Gasol	12 Williams
Jan 4	ATLANTA	L	109	113	6-10	3-13	9,223	Battier	22 Gasol	11 Abdur-Rahim
Jan 6	SEATTLE	L	77	89	6-11	3-13	9,242	Williams	19 Gasol, Swift	8 Payton
Jan 8	TORONTO	W	84	81	7-11	3-13	10,244	Gasol, Swift	20 Gasol, Massenburg, Swift	10 Carter
Jan 10	at Phoenix	W	102	96	7-11	4-13	11,244	Gasol	31 Swift	10 Marion
Jan 12	at Utah	W	95(2ot)	77	7-11	5-13	12,244	Williams	22 Massenburg	9 Malone
Jan 14	at L.A. Lakers	L	81	120	7-11	5-14	12,255	Gasol	25 Gasol, Swift	12 Bryant
Jan 17	DALLAS	L	97	108	7-12	5-14	12,262	Gasol	26 Gasol	11 Nowitzki
Jan 19	ORLANDO	L	103	119	7-13	5-14	12,277	Gasol	26 Gasol	17 McGrady
Jan 21	at Sacramento	L	98	112	7-13	5-15	12,288	Massenburg	23 Wright	11 Webber
Jan 23	at Golden State	L	95	107	7-13	5-16	12,299	Gasol	27 Gasol	10 Jamison
Jan 24	at Portland	L	82	120	7-13	5-17	12,300	Knight	22 Swift	9 Wallace
Jan 26	at Chicago	L	92	95	7-13	5-18	12,311	Gasol	26 Battier	8 Miller
Jan 28	L.A. CLIPPERS	W	119	115(2ot)	8-13	5-18	13,311	Gasol	23 Gasol	10 Olowokandi
Jan 30	at Indiana	L	82	83	8-13	5-19	13,322	Battier	27 Gasol	13 Rose
Feb 1	L.A. LAKERS	L	85	100	8-14	5-19	13,333	Gasol, Knight	13 Swift	6 O'Neal
Feb 3	CHARLOTTE	L	79	97	8-15	5-19	13,344	Swift	13 Swift	8 Campbell
Feb 5	UTAH	W	86	79	9-15	5-19	14,344	Buford	20 Gasol	13 Kirilenko
Feb 7	at Milwaukee	L	103	107	9-15	5-20	14,355	Gasol	30 Battier, Gasol	10 Allen, Cassell
Feb 12	at Houston	L	78	85	9-15	5-21	14,366	Gasol	25 Gasol	11 Mobley
Feb 14	DENVER	L	85	100	9-16	5-21	14,377	Wright	20 Gasol	11 LaFrentz
Feb 17	at Charlotte	W	92	78	9-16	6-21	15,377	Swift	19 Gasol	12 Campbell
Feb 19	at San Antonio	L	93	99(2ot)	9-16	6-22	15,388	Battier, Gasol	26 Battier	10 Duncan
Feb 21	PHOENIX	L	72	78	9-17	6-22	15,399	Battier, Gasol	15 Wright	12 Marion
Feb 25	L.A. CLIPPERS	L	77	90	9-18	6-22	15,400	Gasol	21 Gasol	13 Brand
Feb 26	at Dallas	L	91	104	9-18	6-23	15,411	Battier	18 Gasol	9 Finley
Feb 28	at Utah	L	70	114	9-18	6-24	15,422	Buford	15 Wright, Battier, Gasol	7 Marshall
Mar 1	at Denver	L	83	96	9-18	6-25	15,433	Gasol	26 Wright	10 Howard
Mar 3	SEATTLE	L	71	96	9-19	6-25	15,444	Buford	16 Gasol	12 Payton
Mar 4	at Atlanta	L	76	95	9-19	6-26	15,455	Battier	20 Wright	7 Kukoc
Mar 7	INDIANA	W	122	111	10-19	6-26	16,455	Williams	33 Gasol	15 O'Neal
Mar 9	MIAMI	L	88	93	10-20	6-26	16,466	Williams	19 Wright	16 Jackson, Mourning
Mar 11	UTAH	W	79	78	11-20	6-26	17,466	Wright	20 Wright	13 Marshall
Mar 12	at San Antonio	L	84	98	11-20	6-27	17,477	Williams	18 Wright	11 Duncan
Mar 15	BOSTON	L	97	103	11-21	6-27	17,488	Gasol	22 Gasol	12 Walker
Mar 17	NEW JERSEY	L	76	87	11-22	6-27	17,499	Gasol	18 Wright	11 Kittles
Mar 19	NEW YORK	L	92	101	11-23	6-27	17,500	Massenburg	19 Gasol, Massenburg	11 Houston
Mar 21	MINNESOTA	L	93	95	11-24	6-27	17,511	Battier	28 Gasol	8 Garnett
Mar 23	at Dallas	L	100	111	11-24	6-28	17,522	Gasol	23 Wright	9 Nowitzki
Mar 25	at Portland	W	103	100	11-24	7-28	18,522	Wright	21 Wright	9 Wells
Mar 27	at Seattle	L	82	96	11-24	7-29	18,533	Williams	26 Wright	10 Payton
Mar 30	GOLDEN STATE	W	105	99	12-24	7-29	19,533	Gasol	26 Wright	17 Sura
Apr 2	SACRAMENTO	L	83	107	12-25	7-29	19,544	Swift	20 Gasol	14 Jackson
Apr 3	at Minnesota	L	81	92	12-25	7-30	19,555	Gasol	18 Gasol	11 Billups
Apr 5	HOUSTON	W	99	81	13-25	7-30	20,555	Gasol	32 Gasol	14 Francis
Apr 6	at Washington	L	85	88	13-25	7-31	20,566	Gasol	16 Battier, Buford, Wright	9 Hamilton, Alexander
Apr 7	DENVER	W	97	86	14-25	7-31	21,566	Swift	20 Swift	9 Howard
Apr 11	PORTLAND	W	102	99	15-25	7-31	22,566	Gasol	23 Wright	10 Wallace
Apr 13	SAN ANTONIO	L	92	113	15-26	7-31	22,577	Gasol	19 Battier	9 Duncan
Apr 14	at Houston	W	98	95	15-26	8-31	23,577	Battier	19 Gasol	11 Willis
Apr 16	at L.A. Clippers	L	84	92	15-26	8-32	23,588	Gasol	19 Gasol	11 Olowokandi
Apr 17	at Seattle	L	94	109	15-26	8-33	23,599	Swift	31 Swift	10 Mason

INTRO

PLAYERS

EXECUTIVE

BASKETBALL

OPS

BUSINESS

OPS

MEDIA

COMMUNITY

HISTORY

PLAYOFFS

REVIEW

OPPONENTS

NBA

FEDERATION

AT A GLANCE



SEASON REVIEW

2000-01 VANCOUVER GRIZZLIES (23-59)



Back Row, L-R: Mitchell Anderson, Scott Roth, Stromile Swift, Grant Long, Ike Austin, Bryant Reeves, Shareef Abdur-Rahim, Tony Massenburg, Matt Hoffar, Clyde Smith, JB Mahli. **Middle Row, L-R:** Bob Staak, Sidney Lowe, Michael Adams, Scott McCullough, Robert Hackett, Dana Davis. **Front Row, L-R:** Brent Price, Erick Strickland, Michael Dickerson, Mike Bibby, Mahmoud Abdul-Rauf, Damon Jones, Kevin Edwards.

Player	--Field Goals--					--3-Point FG--			-Free Throws-			--Rebounds--					PF	Dq	Stl	TO	Blk	Pts	Avg
	G	GS	Min	FG	FGA	Pct	FG	FGA	Pct	FT	FTA	Pct	Off	Def	Tot	Ast							
Abdur-Rahim	81	81	3241	604	1280	.472	12	64	.188	443	531	.834	175	560	735	250	238	1	90	231	77	1663	20.5
Dickerson	70	69	2618	425	1020	.417	86	230	.374	206	270	.763	70	159	229	233	207	0	62	162	27	1142	16.3
Bibby	82	82	3190	525	1157	.454	108	285	.379	143	188	.761	47	257	304	685	148	1	107	248	12	1301	15.9
Harrington	44	40	1267	180	386	.466	0	3	.000	120	154	.779	102	187	289	36	136	3	19	104	26	480	10.9
Reeves	75	48	1832	254	552	.460	1	4	.250	113	142	.796	132	320	452	80	243	5	43	90	54	622	8.3
Jones	71	10	1415	170	416	.409	84	231	.364	37	52	.712	16	108	124	224	58	0	36	76	1	461	6.5
Abdul-Rauf	41	0	486	120	246	.488	4	14	.286	22	29	.759	5	20	25	76	50	0	9	26	1	266	6.5
Strickland	22	0	409	41	136	.301	14	48	.292	44	51	.863	9	67	76	66	42	0	22	27	1	140	6.4
Long	66	27	1507	140	319	.439	4	15	.267	112	157	.713	76	198	274	83	160	2	72	62	15	396	6.0
Swift	80	6	1312	153	339	.451	0	4	.000	85	141	.603	109	175	284	28	160	0	62	64	82	391	4.9
Massenburg	52	20	823	92	199	.462	0	0	---	49	70	.700	75	135	210	9	122	0	10	48	28	233	4.5
Austin	52	16	845	96	270	.356	6	24	.250	28	40	.700	50	172	222	58	94	0	20	54	23	226	4.3
Edwards	46	5	634	56	170	.329	5	19	.263	43	53	.811	23	59	82	52	46	0	29	37	8	160	3.5
Price	6	0	30	3	11	.273	1	4	.250	6	7	.857	1	3	4	5	8	0	2	4	0	13	2.2
West	15	6	171	11	38	.289	0	2	.000	6	7	.857	4	11	15	14	21	0	3	4	4	28	1.9
GRIZZLIES	82		19780	2870	6539	.439	325	947	.343	1457	1892	.770	894	2431	3325	1899	1733	12	586	1291	359	7522	91.7
OPPONENTS	82		19780	3143	6791	.463	389	1075	.362	1317	1798	.732	1052	2534	3586	1935	1768	16	710	1217	476	7992	97.5

QUICK FACTS

- The Grizzlies concluded their final season in Vancouver with a 23-59 record.
- The team won its last game as the Vancouver Grizzlies, 95-81, on April 18 at Golden State.
- Over a span of 12:32, **Shareef Abdur-Rahim** scored a club-high 22 consecutive points on Dec. 1 vs. Indiana.
- **Mike Bibby** set a franchise record with 685 assists in a single season.
- Rookie **Stromile Swift** competed in the Dunk Contest during All-Star weekend in Washington, D.C.
- On April 11, 2000, the NBA approved the sale of the Vancouver Grizzlies by Orca Bay Sports & Entertainment to **Michael Heisley**.

NBA STATISTICAL RANKINGS

Category	Vancouver		Opponents		Category	Vancouver		Opponents	
Points Per Game	91.7	25th	97.5	26th	Assists Per Game	23.2	8th	23.6	26th
Field Goal Pct.	.439	17th	.463	26th	Steals Per Game	7.15	23rd	8.66	28th
Free Throw Pct.	.770	6th	.732	4th	Turnovers Per Game	15.7	20th	14.8	17th
3-Pt. Field Goal Pct.	.343	21st	.362	22nd	Blocks Per Game	4.38	25th	5.80	21st
Offensive Rebounds Per Game	10.9	26th	12.8	26th	Personal Fouls Per Game	21.1	7th	21.6	20th
Defensive Rebounds Per Game	29.6	22nd	30.9	18th	Disqualifications	12	8th	16	15th
Rebounds Per Game	40.5	24th	43.7	22nd	Points Per Game Differential	-5.8	26th		

SEASON REVIEW



Date	Opponent	Van	Opp	Hm	Rd	Tot	Atten	Grizzlies Top Scorer	Grizzlies Top Rebounder	Opponent Top Scorer
Oct 31	SEATTLE	W	94	88	1-0	0-0	1-0	15,779	27	Reeves
Nov 2	at L.A. Clippers	W	99	91	1-0	1-0	2-0	15,546	20	Harrington
Nov 4	L.A. LAKERS	L	89	98	1-1	1-0	2-1	18,183	24	Abdur-Rahim
Nov 6	ATLANTA	W	97	87	2-1	1-0	3-1	11,639	28	Abdur-Rahim, Harrington
Nov 8	at Dallas	W	101	74	2-1	2-0	4-1	11,800	22	Abdur-Rahim
Nov 9	at Houston	L	78	85	2-1	2-1	4-2	10,906	17	Abdur-Rahim
Nov 11	at San Antonio	L	78	91	2-1	2-2	4-3	18,556	18	Abdur-Rahim
Nov 16	L.A. CLIPPERS	L	72	76	2-2	2-2	4-4	12,210	16	Harrington
Nov 18	DALLAS	L	88	91	2-3	2-2	4-5	13,301	23	Austin
Nov 20	DENVER	L	92	95	2-4	2-2	4-6	11,809	19	Abdur-Rahim
Nov 22	at Minnesota	L	100	101	2-4	2-3	4-7	16,783	37	Bibby
Nov 24	at Detroit	L	96	118	2-4	2-4	4-8	14,709	29	Abdur-Rahim
Nov 26	at Boston	W	98	87	2-4	3-4	5-8	11,551	27	Abdur-Rahim
Nov 27	at New York	L	72	97	2-4	3-5	5-9	19,763	17	Long
Nov 29	PHOENIX	W	106	106	3-4	3-5	6-9	12,314	33	Abdur-Rahim, Harrington
Dec 1	INDIANA	L	76	86	3-5	3-5	6-10	11,758	28	Abdur-Rahim
Dec 3	SAN ANTONIO	L	79	97	3-6	3-5	6-11	11,655	16	Abdur-Rahim, Long
Dec 5	DETROIT	W	91	83	4-6	3-5	7-11	12,578	18	Abdur-Rahim
Dec 7	at Utah	L	87	98	4-6	3-6	7-12	17,958	21	Reeves
Dec 9	PHILADELPHIA	L	79	83	4-7	3-6	7-13	15,671	20	Harrington
Dec 11	HOUSTON	L	75	82	4-8	3-6	7-14	12,145	26	Reeves
Dec 13	SEATTLE	L	93	94	4-9	3-6	7-15	15,102	17	Abdur-Rahim
Dec 15	at L.A. Lakers	L	76	98	4-9	3-7	7-16	18,211	18	Abdur-Rahim
Dec 17	ORLANDO	L	91	101	4-10	3-7	7-17	13,729	19	Abdur-Rahim
Dec 20	WASHINGTON	W	118	104	5-10	3-7	8-17	11,510	26	Harrington, Reeves
Dec 22	SACRAMENTO	L	93	95	5-11	3-7	8-18	14,656	24	Harrington
Dec 23	at L.A. Clippers	L	90	92	5-11	3-8	8-19	12,001	26	Harrington
Dec 26	PHOENIX	L	95	97	5-12	3-8	8-20	16,110	21	Harrington
Dec 29	at Portland	L	81	104	5-12	3-9	8-21	20,309	29	Reeves
Dec 30	GOLDEN STATE	L	101	102	5-13	3-9	8-22	14,488	31	Abdur-Rahim
Jan 3	CHARLOTTE	W	99	89	6-13	3-9	9-22	11,873	22	Harrington
Jan 5	at Phoenix	L	76	108	6-13	3-10	9-23	18,359	14	Abdur-Rahim, Harrington
Jan 7	MILWAUKEE	W	120	117	7-13	3-10	10-23	11,771	38	Abdur-Rahim
Jan 9	DENVER	L	105	112	7-14	3-10	10-24	12,417	26	Abdur-Rahim
Jan 12	at Seattle	L	102	115	7-14	3-11	10-25	13,196	31	Abdur-Rahim
Jan 13	CLEVELAND	W	119	107	8-14	3-11	11-25	12,540	32	Reeves
Jan 15	at L.A. Lakers	L	112	113	8-14	3-12	11-26	18,318	32	Abdur-Rahim
Jan 17	at Denver	L	97	121	8-14	3-13	11-27	12,117	24	Abdur-Rahim
Jan 19	MIAMI	L	86	97	8-15	3-13	11-28	14,281	21	Harrington
Jan 21	MINNESOTA	L	94	96	8-16	3-13	11-29	13,108	24	Abdur-Rahim, Dickerson
Jan 23	at San Antonio	L	77	110	8-16	3-14	11-30	14,764	16	Harrington
Jan 25	at Dallas	L	83	120	8-16	3-15	11-31	12,690	25	Abdur-Rahim, Bibby
Jan 26	at Houston	L	89	106	8-16	3-16	11-32	12,316	25	Dickerson
Jan 29	NEW JERSEY	W	97	86	9-16	3-16	12-32	15,475	24	Abdur-Rahim, Dickerson
Jan 31	at Phoenix	L	92	101	9-16	3-17	12-33	16,502	26	Bibby
Feb 2	at Sacramento	L	95	105	9-16	3-18	12-34	17,317	27	Abdur-Rahim
Feb 3	CHICAGO	W	91	84	10-16	3-18	13-34	16,845	26	Abdur-Rahim
Feb 5	at Seattle	L	82	95	10-16	3-19	13-35	15,082	23	Bibby
Feb 7	UTAH	L	82	92	10-17	3-19	13-36	13,240	27	Dickerson
Feb 13	BOSTON	W	99	98	11-17	3-19	14-36	11,735	25	Bibby
Feb 15	GOLDEN STATE	W	99	89	12-17	3-19	15-36	10,612	22	Abdur-Rahim, Bibby
Feb 16	at Golden State	W	92	79	12-17	4-19	16-36	13,173	28	Abdur-Rahim
Feb 18	at Minnesota	W	110	102	12-17	5-19	17-36	18,693	24	Abdur-Rahim
Feb 20	at Washington	W	116	104	12-17	6-19	18-36	12,240	23	Long
Feb 21	at Philadelphia	L	91	107	12-17	6-20	18-37	17,944	27	Abdur-Rahim
Feb 23	at Milwaukee	L	81	93	12-17	6-21	18-38	17,682	28	Abdur-Rahim
Feb 24	at Chicago	L	75	90	12-17	6-22	18-39	21,496	15	Long
Feb 27	DALLAS	L	112	116	12-18	6-22	18-40	12,977	36	Abdur-Rahim, Long
Feb 28	at Utah	L	83	101	12-18	6-23	18-41	19,492	19	Abdur-Rahim, Massenburg
Mar 3	L.A. LAKERS	L	88	98	12-19	6-23	18-42	19,193	22	Abdur-Rahim, Reeves
Mar 5	SAN ANTONIO	L	77	91	12-20	6-23	18-43	10,798	24	Abdur-Rahim
Mar 6	at Portland	W	105	97	12-20	7-23	19-43	20,580	26	Abdur-Rahim
Mar 9	PORTLAND	W	95	85	13-20	7-23	20-43	15,512	15	Abdur-Rahim
Mar 11	TORONTO	L	84	101	13-21	7-23	20-44	19,193	17	Massenburg
Mar 13	at Atlanta	L	99	109	13-21	7-24	20-45	9,664	27	Bibby
Mar 14	at Charlotte	L	95	100	13-21	7-25	20-46	16,018	23	Abdur-Rahim
Mar 16	at Orlando	L	99	103	13-21	7-26	20-47	15,278	21	Abdur-Rahim, Long, Swift
Mar 17	at Miami	L	81	95	13-21	7-27	20-48	16,500	20	Abdur-Rahim
Mar 20	at New Jersey	L	90	104	13-21	7-28	20-49	14,531	23	Bibby
Mar 22	at Cleveland	L	95	109	13-21	7-29	20-50	12,168	19	Bibby, Dickerson
Mar 23	at Indiana	L	75	95	13-21	7-30	18,345	20-51	21	Abdur-Rahim
Mar 25	at Toronto	L	92	102	13-21	7-31	20-52	19,800	26	Abdur-Rahim
Mar 29	NEW YORK	W	89	68	14-21	7-31	21-52	15,949	30	Massenburg, Reeves
Apr 1	UTAH	L	73	92	14-22	7-31	21-53	13,093	20	Abdur-Rahim
Apr 4	L.A. CLIPPERS	W	86	78	15-22	7-31	22-53	11,312	24	Massenburg
Apr 6	SACRAMENTO	L	90	118	15-23	7-31	22-54	14,863	17	Massenburg
Apr 7	at Denver	L	97	98	15-23	7-32	22-55	14,930	32	Reeves
Apr 10	MINNESOTA	L	91	104	15-24	7-32	22-56	10,434	19	Swift
Apr 12	PORTLAND	L	87	100	15-25	7-32	22-57	12,796	24	Abdur-Rahim
Apr 14	HOUSTON	L	95	100	15-26	7-32	22-58	18,571	25	Reeves
Apr 16	at Sacramento	L	100	110	15-26	7-33	22-59	17,317	25	Long
Apr 18	at Golden State	W	95	81	15-26	8-33	23-59	14,437	26	Abdur-Rahim

INTRO

PLAYERS

EXECUTIVE

BASKETBALL

OPS

BUSINESS

OPS

MEDIA

COMMUNITY

HISTORY

PLAYOFFS

REVIEW

OPPONENTS

NBA

FEDERATION

AT A GLANCE



SEASON REVIEW

1999-00 VANCOUVER GRIZZLIES (22-60)



Back Row, L-R: Lawrence Frank, Rob Hackett, Jim Boylan, Scott McCullough, Jack Nolan, Troy Wenzel, Othella Harrington, Antoine Carr, Obinna Ekezie, Bryant Reeves, Cherokee Parks, Shareef Abdur-Rahim, Grant Long, Dennis Scott, Larry Riley, Noah Croom, Gary Schmidt.
Front Row, L-R: Doug West, Michael Dickerson, Mike Bibby, Stu Jackson, Lionel Hollins, Milt Palacio, Felipe Lopez, Brent Price.

Player	--Field Goals--					--3-Point FG--			-Free Throws-			--Rebounds--										Pts	Avg
	G	GS	Min	FG	FGA	Pct	FG	FGA	Pct	FT	FTA	Pct	Off	Def	Tot	Ast	Pf	Dq	Stl	TO	Blk		
Abdur-Rahim	82	82	3223	594	1277	.465	29	96	.302	446	551	.809	218	607	825	271	244	3	89	249	87	1663	20.3
Dickerson	82	82	3103	554	1270	.436	119	291	.409	269	324	.830	78	201	279	208	226	0	116	165	45	1496	18.2
Bibby	82	82	3155	459	1031	.445	77	212	.363	195	250	.780	73	233	306	665	171	1	132	247	15	1190	14.5
Harrington	82	82	2677	420	830	.506	0	2	.000	236	298	.792	196	367	563	97	287	3	36	217	58	1076	13.1
Reeves	69	67	1773	252	562	.448	0	4	.000	107	165	.648	126	264	390	82	245	8	33	119	38	611	8.9
Scott	66	0	1263	125	333	.375	71	189	.376	48	57	.842	16	90	106	69	104	0	28	30	9	369	5.6
Long	42	1	920	74	167	.443	0	4	.000	55	71	.775	86	148	234	43	108	1	45	49	10	203	4.8
Lopez	65	0	781	111	261	.425	3	18	.167	67	109	.615	59	65	124	44	94	0	32	53	17	292	4.5
West	38	0	581	59	145	.407	0	3	.000	34	40	.850	18	53	71	43	80	1	12	19	8	152	4.0
Price	41	0	424	41	119	.345	25	68	.368	34	39	.872	8	29	37	69	63	0	17	47	1	141	3.4
Ekezie	39	0	351	41	88	.466	0	0	---	43	64	.672	34	58	92	8	61	0	9	26	4	125	3.2
Carr	21	0	221	28	64	.438	0	0	---	11	14	.786	8	24	32	7	42	0	3	9	6	67	3.2
Stephens	13	0	181	19	51	.373	0	8	.000	3	4	.750	13	23	36	11	9	0	7	6	3	41	3.2
Parks	56	14	808	72	145	.497	0	1	.000	24	37	.649	55	128	183	35	115	2	29	28	45	168	3.0
Palacio	53	0	394	43	98	.439	0	2	.000	22	37	.595	17	34	51	48	32	0	20	44	0	108	2.0
GRIZZLIES	82		19855	2892	6441	.449	324	898	.361	1594	2060	.774	1005	2324	3329	1700	1881	19	608	1381	346	7702	93.9
OPPONENTS	82		19855	3136	6613	.474	361	1083	.333	1530	1989	.769	970	2336	3306	1932	1912	28	725	1234	519	8163	99.5

QUICK FACTS

- The Vancouver Grizzlies finished the season with a 22-60 record.
- Former Head Coach **Lionel Hollins** named interim head coach on Dec. 16.
- The club shot a franchise-best 77.4 percent from the free throw line.
- **Shareef Abdur-Rahim** sets a then club record with 825 total rebounds and also netted a then franchise-high nine straight double-doubles from Nov. 2-21.
- The Grizzlies limited opponents to a club-low 33.3 percent from three-point range.
- **Mike Bibby** set a team record by dishing out 10-plus assists in four-straight games from March 29-April 4.

NBA STATISTICAL RANKINGS

Category	Vancouver		Opponents		Category	Vancouver		Opponents	
Points per game	93.9	26th	99.5	17th	Assists Per Game	20.73	24th	23.56	21st
Field Goal Pct.	.449	18th	.474	28th	Steals Per Game	7.41	21st	8.84	25th
Free Throw Pct.	.774	8th	.769	27th	Turnovers Per Game	16.84	25th	15.05	17th
3-Pt. Field Goal Pct.	.361	13th	.333	4th	Blocks Per Game	4.22	26th	6.33	28th
Offensive Rebounds Per Game	12.26	19th	11.83	8th	Personal Fouls Per game	22.94	12th	23.32	13th
Defensive Rebounds Per Game	28.34	27th	28.49	3rd	Disqualifications	19	T-15th	28	4th
Rebounds Per Game	40.60	28th	40.32	3rd	Points Per Game Differential	-5.6	26th		

SEASON REVIEW



Date	Opponent	Van	Opp	Hm	Rd	Tot	Atten	Grizzlies Top Scorer	Grizzlies Top Rebounder	Opponent Top Scorer		
Nov 2	PORTLAND	L	86	106	0-1	0-0	0-1	18,218	Abdur-Rahim	19 Parks	11 Smith	22
Nov 3	at L.A. Lakers	L	88	103	0-1	0-1	0-2	18,997	Abdur-Rahim, Dickerson	19 Abdur-Rahim	11 O'Neal	28
Nov 6	DENVER	W	109	94	1-1	0-1	1-2	12,159	Abdur-Rahim	27 Abdur-Rahim	10 Mercer	31
Nov 10	ATLANTA	W	102	97(ot)	2-1	0-1	2-2	11,453	Abdur-Rahim	21 Abdur-Rahim, Harrington	12 Coles	20
Nov 12	GOLDEN STATE	L	93	103	2-2	0-1	2-3	12,792	Abdur-Rahim	22 Abdur-Rahim	15 Starks	22
Nov 14	L.A. CLIPPERS	W	109	89	3-2	0-1	3-3	12,774	Dickerson	23 Harrington	9 Odom	16
Nov 16	at Sacramento	L	77	81	3-2	0-2	3-4	14,169	Abdur-Rahim	24 Abdur-Rahim	18 Webber	19
Nov 18	SEATTLE	L	108	110	3-3	0-2	3-5	12,275	Abdur-Rahim	31 Abdur-Rahim	14 Maxwell	27
Nov 21	MINNESOTA	L	81	105	3-4	0-2	3-6	12,493	Harrington	20 Abdur-Rahim	11 Szczerbak	19
Nov 23	at Washington	L	87	89	3-4	0-3	3-7	11,219	Reeves	25 Abdur-Rahim, Harrington	8 Richmond	19
Nov 24	at Charlotte	L	73	89	3-4	0-4	3-8	16,003	Dickerson	16 Abdur-Rahim	21 Jones	14
Nov 26	at Indiana	L	86	105	3-4	0-5	3-9	18,345	Abdur-Rahim	22 Reeves, Bibby, Parks	6 Smits	17
Nov 27	at Minnesota	L	82	113	3-4	0-6	3-10	16,881	Harrington	18 Abdur-Rahim	9 Garnett	20
Nov 29	HOUSTON	L	110	118(ot)	3-5	0-6	3-11	15,086	Bibby	25 Harrington	11 Francis	24
Dec 1	INDIANA	L	89	96	3-6	0-6	3-12	11,683	Abdur-Rahim	24 Abdur-Rahim	10 Miller	26
Dec 3	CHARLOTTE	L	94	113	3-7	0-6	3-13	12,107	Dickerson	29 Parks	8 Wesley	28
Dec 6	at Houston	L	99	102	3-7	0-7	3-14	14,458	Abdur-Rahim	24 Parks	8 Barkley	25
Dec 7	at Dallas	W	104	95	3-7	1-7	4-14	11,552	Abdur-Rahim	26 Abdur-Rahim	15 Nowitzki	31
Dec 9	at San Antonio	L	91	99	3-7	1-8	4-15	14,778	Abdur-Rahim	30 Parks	7 Duncan	42
Dec 11	L.A. LAKERS	L	94	106	3-8	1-8	4-16	14,059	Bibby	23 Abdur-Rahim	9 O'Neal	30
Dec 13	at L.A. Clippers	L	90	102	3-8	1-9	4-17	9,303	Abdur-Rahim	24 Abdur-Rahim	16 Taylor	26
Dec 15	SACRAMENTO	L	106	109	3-9	1-9	4-18	12,490	Bibby	26 Abdur-Rahim	15 Webber	21
Dec 18	at Seattle	L	89	112	3-9	1-10	4-19	14,094	Abdur-Rahim	25 Abdur-Rahim, Reeves	8 Payton	26
Dec 19	L.A. CLIPPERS	W	85	84	4-9	1-10	5-19	12,584	Dickerson	26 Harrington	12 Odom	28
Dec 23	DENVER	W	93	91	5-9	1-10	6-19	11,792	Abdur-Rahim	29 Abdur-Rahim	13 LaFrenz	22
Dec 26	at Denver	L	86	109	5-9	1-11	6-20	17,074	Abdur-Rahim	20 Abdur-Rahim	10 McDyeess, Van Exel	29
Dec 27	PHILADELPHIA	L	93	100	5-10	1-11	6-21	13,269	Abdur-Rahim	24 Abdur-Rahim	12 Iverson	29
Dec 29	at Utah	L	90	101	5-10	1-12	6-22	19,911	Dickerson	25 Reeves	10 Malone	29
Dec 30	SAN ANTONIO	L	88	98	5-11	1-12	6-23	14,403	Abdur-Rahim	24 Abdur-Rahim, Harrington	7 Duncan	32
Jan 4	at Miami	W	91	87	5-11	2-12	7-23	19,035	Bibby	22 Harrington	13 Mashburn	21
Jan 5	at Orlando	L	96	116	5-11	2-13	7-24	12,904	Abdur-Rahim	17 Long	10 Gatling	23
Jan 7	at New Jersey	W	101	91	5-11	3-13	8-24	14,246	Dickerson	28 Harrington	12 Kittles	21
Jan 9	at Toronto	W	107	97	5-11	4-13	9-24	19,188	Abdur-Rahim	29 Harrington, Long	7 Carter, Davis	20
Jan 10	at Boston	W	112	103	5-11	5-13	10-24	14,876	Bibby	33 Harrington, Long	12 Pierce	23
Jan 12	PHOENIX	L	92	95	5-12	5-13	10-25	14,404	Harrington	19 Abdur-Rahim, Harrington	10 Kidd	20
Jan 14	CLEVELAND	L	80	92	5-13	5-13	10-26	13,161	Dickerson	23 Harrington	10 Kemp	24
Jan 16	MIAMI	L	83	94	5-14	5-13	10-27	15,456	Dickerson	23 Long	7 Mourning	27
Jan 20	UTAH	L	89	94	5-15	5-13	10-28	12,909	Bibby, Harrington	22 Abdur-Rahim	12 Malone	32
Jan 22	ORLANDO	L	82	85	5-16	5-13	10-29	11,817	Three players tied	16 Abdur-Rahim, Reeves	10 Abdul-Wahad, Atkins	16
Jan 24	at Denver	L	98	110	5-16	5-14	10-30	10,884	Abdur-Rahim	24 Abdur-Rahim	13 Mercer	24
Jan 26	at Utah	W	116	99	5-16	6-14	11-30	19,080	Abdur-Rahim	30 Reeves, Long	9 Russell	16
Jan 27	NEW JERSEY	W	108	106	6-16	6-14	12-30	11,934	Dickerson	29 Abdur-Rahim	7 Marbury	16
Jan 31	MILWAUKEE	L	87	92	6-17	6-14	12-31	12,398	Reeves	22 Reeves	15 Robinson	25
Feb 2	at Golden State	L	95	101	6-17	6-15	12-32	10,019	Abdur-Rahim	25 Abdur-Rahim	20 Blaylock	25
Feb 4	CHICAGO	W	101	76	7-17	6-15	13-32	15,357	Dickerson	20 Reeves	9 Kukoc	27
Feb 6	DALLAS	L	99	103(ot)	7-18	6-15	13-33	14,861	Abdur-Rahim	36 Abdur-Rahim	22 Finley	34
Feb 8	at Phoenix	L	76	94	7-18	6-16	13-34	18,385	Dickerson	19 Abdur-Rahim	10 Longley	20
Feb 10	at L.A. Clippers	W	112	90	7-18	7-16	14-34	9,895	Dickerson	40 Abdur-Rahim	8 Anderson	29
Feb 16	WASHINGTON	W	92	87	8-18	7-16	15-34	12,894	Bibby	21 Abdur-Rahim	14 Richmond	18
Feb 18	at Minnesota	L	91	103	8-18	7-17	15-35	17,101	Dickerson	27 Abdur-Rahim	9 Brandon	21
Feb 19	at Milwaukee	W	111	100	8-18	8-17	16-35	17,109	Dickerson	26 Harrington	6 Allen	32
Feb 21	at Cleveland	L	108	109(ot)	8-18	8-18	16-36	12,140	Dickerson, Bibby	27 Abdur-Rahim	9 Kemp	26
Feb 22	at Chicago	W	85	81	8-18	9-18	17-36	21,874	Dickerson	25 Abdur-Rahim	14 Brand	25
Feb 24	BOSTON	L	77	101	8-19	9-18	17-37	13,001	Abdur-Rahim	20 Abdur-Rahim, Long	7 Pierce	35
Feb 26	SACRAMENTO	W	102	90	9-19	9-18	18-37	17,856	Abdur-Rahim	22 Abdur-Rahim	11 Webber	26
Feb 29	at Sacramento	L	87	112	9-19	9-19	18-38	17,317	Harrington	20 Long	10 Webber	23
Mar 1	at L.A. Lakers	L	91	103	9-19	9-20	18-39	18,912	Abdur-Rahim, Dickerson	18 Abdur-Rahim	11 Bryant	27
Mar 3	at Portland	L	91	101	9-19	9-21	18-40	20,367	Bibby	25 Abdur-Rahim	9 Smith	19
Mar 5	TORONTO	L	92	94	9-20	9-21	18-41	19,193	Abdur-Rahim, Harrington	22 Abdur-Rahim	14 Carter	28
Mar 7	at New York	L	86	111	9-20	9-22	18-42	19,763	Abdur-Rahim	18 Abdur-Rahim	8 Houston, Sprewell	22
Mar 8	at Philadelphia	L	90	107	9-20	9-23	18-43	20,086	Harrington	20 Harrington	8 Kukoc, Iverson	20
Mar 10	at Detroit	L	97	111	9-20	9-24	18-44	22,076	Harrington	25 Harrington, Reeves	8 Hill, Stackhouse	27
Mar 11	at Atlanta	L	86	91	9-20	9-25	18-45	13,344	Bibby	20 Abdur-Rahim	10 Jackson	22
Mar 13	SEATTLE	L	103	113	9-21	9-25	18-46	14,510	Reeves	31 Reeves	12 Payton	40
Mar 16	at Seattle	L	103	117	9-21	9-26	18-47	13,070	Dickerson	24 Abdur-Rahim	9 Payton	30
Mar 17	PHOENIX	L	86	101	9-22	9-26	18-48	14,255	Abdur-Rahim, Dickerson	14 Abdur-Rahim, Lopez	8 Robinson	27
Mar 19	DETROIT	L	99	101	9-23	9-26	18-49	15,240	Dickerson	24 Harrington	9 Hill	31
Mar 21	GOLDEN STATE	W	98	82	10-23	9-26	19-49	13,555	Dickerson	25 Abdur-Rahim	13 Marshall	16
Mar 25	UTAH	L	75	84	10-24	9-26	19-50	14,143	Scott	16 Reeves	9 Malone	25
Mar 29	L.A. LAKERS	L	99	108	10-25	9-26	19-51	16,780	Dickerson	32 Abdur-Rahim	13 Bryant	28
Mar 31	NEW YORK	L	83	89	10-26	9-26	19-52	16,632	Dickerson	28 Harrington	16 Houston	24
Apr 2	DALLAS	L	86	100	10-27	9-26	19-53	12,941	Abdur-Rahim	23 Bibby	11 Nowitzki	22
Apr 4	HOUSTON	W	102	100	11-27	9-26	20-53	12,742	Bibby	27 Abdur-Rahim	14 Francis	30
Apr 6	PORTLAND	W	89	87	12-27	9-26	21-53	12,234	Dickerson	27 Abdur-Rahim, Harrington	9 Wallace	28
Apr 8	at Portland	L	85	98	12-27	9-27	21-54	20,415	Dickerson	20 Abdur-Rahim	9 Smith	27
Apr 9	SAN ANTONIO	L	99	107	12-28	9-27	21-55	14,206	Bibby	24 Abdur-Rahim	11 Duncan	31
Apr 11	at Golden State	L	97	109	12-28	9-28	21-56	10,127	Dickerson	24 Abdur-Rahim	13 Hughes	28
Apr 12	at Phoenix	L	116	122(ot)	12-28	9-29	21-57	18,463	Dickerson	35 Harrington	12 Robinson	36
Apr 14	MINNESOTA	L	94	104(2ot)	12-29	9-29	21-58	17,748	Abdur-Rahim	27 Abdur-Rahim	17 Three players tied	20
Apr 16	at Dallas	L	106	114	12-29	9-30	21-59	13,947	Harrington	27 Abdur-Rahim	13 Finley	25
Apr 17	at San Antonio	L	93	100	12-29	9-31	21-60	19,913	Dickerson	29 Abdur-Rahim	10 Robinson	27
Apr 19	at Houston	W	96	92	12-29	10-31	22-60	16,285	Dickerson	20 Abdur-Rahim	11 Williams	27

INTRO

PLAYERS

EXECUTIVE

BASKETBALL

BUSINESS

MEDIA

COMMUNITY

HISTORY

PLAYOFFS

REVIEW

OPPONENTS

NBA

FEDERATION

AT A GLANCE



SEASON REVIEW

1998-99 VANCOUVER GRIZZLIES (8-42)



Back Row, L-R: Rob Hackett, Jim Boylan, Scott McCullough, Lionel Hollins, Troy Wenzel, Jack Nolan, J.R. Henderson, Tony Massenburg, Cherokee Parks, Bryant Reeves, Pete Chilcutt, Shareef Abdur-Rahim, Makhtar Ndiaye, Noah Croom, Larry Riley, Gary Schmidt.
Front Row, L-R: Rodrick Rhodes, Felipe Lopez, Terry Dehere, Lee Mayberry, Brian Hill, Stu Jackson, Mike Bibby, DeJuan Wheat, Doug West, Michael Smith.

	--Field Goals--						--3-Point FG--				--Free Throws--				--Rebounds--								
Player	G	GS	Min	FG	FGA	Pct	FG	FGA	Pct	FT	FTA	Pct	Off	Def	Tot	Ass	PF	Dq	Stl	TO	Blk	Pts	Avg
Abdur-Rahim	50	50	2021	386	893	.432	11	36	.306	369	439	.841	114	260	374	172	137	1	69	186	55	1152	23.0
Bibby	50	50	1758	260	605	.430	15	74	.203	127	169	.751	30	106	136	325	122	0	78	146	5	662	13.2
Mack	19	15	577	86	212	.406	42	108	.389	28	30	.933	7	46	53	23	53	1	20	20	1	242	12.7
Massenburg	43	35	1143	189	388	.487	0	2	.000	103	155	.665	83	174	257	23	108	0	26	64	39	481	11.2
Reeves	25	14	702	102	251	.406	0	1	.000	67	116	.578	50	88	138	37	103	3	13	47	8	271	10.8
Lopez	47	32	1218	169	379	.446	12	44	.273	87	135	.644	69	97	166	62	128	0	49	82	14	437	9.3
West	14	2	294	31	65	.407	0	2	.000	19	25	.760	5	20	25	19	38	1	16	12	7	81	5.8
Parks	48	41	1118	118	275	.429	0	1	.000	30	55	.545	75	168	243	36	114	0	28	49	28	266	5.5
Smith	48	10	1098	77	144	.535	0	1	.000	76	128	.594	135	215	350	48	107	0	46	60	18	230	4.8
Wheat	46	0	590	73	193	.378	22	60	.367	40	55	.727	11	34	45	102	59	0	26	48	2	208	4.5
Chilcutt	46	0	697	63	172	.366	26	68	.382	14	17	.824	29	88	117	30	52	0	22	28	12	166	3.6
Rhodes	10	1	123	11	44	.250	1	7	.143	11	19	.579	7	6	13	10	16	0	4	15	2	34	3.4
Henderson	30	0	331	35	96	.365	2	5	.400	25	45	.556	20	27	47	22	29	1	9	18	4	97	3.2
Dehere	22	0	271	27	74	.365	15	34	.441	5	7	.714	5	17	22	26	28	0	5	14	3	74	3.4
Mayberry	9	0	126	7	19	.368	2	10	.200	4	5	.800	0	3	3	23	13	0	7	11	0	20	2.2
Sasser	6	0	39	5	11	.455	0	0	----	1	2	.500	2	5	7	2	4	0	2	2	0	11	1.8
Herrera	4	0	42	3	13	.231	0	0	----	0	2	.000	5	3	8	3	3	0	0	4	0	6	1.5
Ndiaye	4	0	27	1	4	.250	0	0	----	3	4	.750	3	2	5	1	9	0	0	1	1	5	1.3
GRIZZLIES	50		12175	1643	3838	.428	148	453	.327	1009	1408	.717	650	1359	2009	964	1123	7	420	848	199	4443	88.9
OPPONENT	50		12175	1813	3917	.463	229	653	.351	1021	1400	.729	673	1456	2129	1189	1164	15	490	779	328	4876	97.5

QUICK FACTS

- The Vancouver Grizzlies finished 8-42 in a lockout-shortened season, ranking seventh in the Midwest Division.
- **Shareef Abdur-Rahim** ranked fourth in the NBA in scoring with a then franchise-record 23.0 points per game and scored in double figures in all 50 games.
- Guard **Mike Bibby** became the first Grizzlies rookie to start in each game during his rookie season while posting a club rookie-record 6.5 assists per game.
- The Grizzlies won a double-overtime game, 93-89, on Feb. 16 at the L.A. Clippers, before dropping a 131-129 triple-overtime thriller to the Boston Celtics the following night.

NBA STATISTICAL RANKINGS

Category	Vancouver		Opponents		Category	Vancouver		Opponents	
Points Per Game	88.9	24th	97.5	26th	Assists Per Game	19.3	23rd	23.8	29th
Field Goal Pct.	.428	19th	.463	27th	Steals Per Game	8.40	16th	9.80	28th
Free Throw Pct.	.717	20th	.729	16th	Turnovers Per Game	17.0	29th	15.6	14th
3-Pt. Field Goal Pct.	.327	21st	.351	22nd	Blocks Per Game	3.98	27th	6.56	29th
Offensive Rebounds Per Game	13.0	12th	13.5	27th	Personal Fouls Per Game	22.5	13th	23.3	7th
Defensive Rebounds Per Game	27.2	27th	29.1	17th	Disqualifications	7	9th	15	4th
Rebounds Per Game	40.2	23rd	42.6	20th	Points Per Game Differential	-8.6	27th		

SEASON REVIEW



Date	Opponent	Van	Opp	Hm	Rd	Tot	Atten	Grizzlies Top Scorer	Grizzlies Top Rebounder	Opponent Top Scorer				
Feb 7	at Sacramento	L	87	109	0-0	0-1	0-1	17,317	Reeves	14	Reeves	9	Webber	25
Feb 8	PORTLAND	L	76	95	0-1	0-1	0-2	18,353	Massenburg	24	Massenburg	9	Sabonis	24
Feb 10	L.A. CLIPPERS	W	105	99	1-1	0-1	1-2	14,818	Abdur-Rahim	35	Abdur-Rahim, Massenburg	9	Murray	21
Feb 11	INDIANA	L	97	101	1-2	0-1	1-3	14,914	Abdur-Rahim	32	Abdur-Rahim	7	Smits	24
Feb 14	DALLAS	W	96	92	2-2	0-1	2-3	16,059	Mack	26	Smith	8	Nash	18
Feb 16	at L.A. Clippers	W	93	89(2ot)	2-2	1-1	3-3	9,626	Mack	22	Smith	15	Taylor	21
Feb 17	BOSTON	L	129	131(3ot)	2-3	1-1	3-4	13,041	Abdur-Rahim	39	Abdur-Rahim, Smith	13	Mercer, Walker	27
Feb 19	at Minnesota	L	96	115	2-3	1-2	3-5	17,907	Abdur-Rahim	21	Abdur-Rahim	9	Marbury	23
Feb 21	at Toronto	L	87	102	2-3	1-3	3-6	19,800	Abdur-Rahim	23	Abdur-Rahim	6	Carter	27
Feb 23	L.A. LAKERS	W	93	83	3-3	1-3	4-6	19,193	Abdur-Rahim	28	Abdur-Rahim	14	O'Neal	26
Feb 25	PHOENIX	L	86	94	3-4	1-3	4-7	13,494	Abdur-Rahim	22	Smith	11	Chapman, McCloud	16
Feb 27	HOUSTON	L	74	86	3-5	1-3	4-8	19,193	Abdur-Rahim	20	Abdur-Rahim	16	Pippen, Olajuwon	18
Feb 28	at Denver	L	112	116	3-5	1-4	4-9	9,248	Massenburg	27	Massenburg	7	McDyess	46
Mar 2	SACRAMENTO	L	101	111	3-6	1-4	4-10	13,252	Abdur-Rahim	29	Abdur-Rahim	12	Webber	36
Mar 3	at Utah	L	86	109	3-6	1-5	4-11	18,556	Mack	23	Massenburg	6	Russell	17
Mar 4	MINNESOTA	L	93	102	3-7	1-5	4-12	13,329	Abdur-Rahim	22	Smith	9	Garnett	23
Mar 6	HOUSTON	L	92	107	3-8	1-5	4-13	19,193	Abdur-Rahim	26	Abdur-Rahim	12	Dickerson	26
Mar 8	PORTLAND	L	73	92	3-9	1-5	4-14	13,552	Abdur-Rahim	19	Parks	9	Jackson	21
Mar 9	at Golden State	L	82	92	3-9	1-6	4-15	10,043	Abdur-Rahim	35	Parks	12	Marshall	20
Mar 11	at Houston	L	91	102	3-9	1-7	4-16	16,285	Abdur-Rahim	27	Parks	9	Olajuwon	31
Mar 13	at Dallas	L	74	91	3-9	1-8	4-17	14,184	Abdur-Rahim, Lopez	21	Parks	10	Finley	21
Mar 15	at Denver	L	84	110	3-9	1-9	4-18	8,251	Abdur-Rahim	15	Smith	8	McDyess	21
Mar 16	at Seattle	L	85	87	3-9	1-10	4-19	17,072	Abdur-Rahim, Reeves	21	Abdur-Rahim, Smith	11	Baker	31
Mar 18	MINNESOTA	W	86	81	4-9	1-10	5-19	17,466	Reeves	28	Reeves	13	Garnett	20
Mar 20	SAN ANTONIO	L	88	92(ot)	4-10	1-10	5-20	19,193	Abdur-Rahim	25	Abdur-Rahim	11	Duncan	24
Mar 22	at Phoenix	L	84	89	4-10	1-11	5-21	18,855	Abdur-Rahim	26	Smith	8	Kidd	24
Mar 24	PHILADELPHIA	L	90	95(ot)	4-11	1-11	5-22	16,615	Massenburg, Bibby	20	Smith	12	Iverson	34
Mar 26	UTAH	L	80	85	4-12	1-11	5-23	19,193	Abdur-Rahim	30	Abdur-Rahim	9	Malone	26
Mar 29	at L.A. Lakers	L	98	116	4-12	1-12	5-24	17,312	Abdur-Rahim	21	Massenburg	12	O'Neal	26
Mar 30	DENVER	W	101	87	5-12	1-12	6-24	15,018	Abdur-Rahim	22	Smith	11	Van Exel	29
Apr 1	at San Antonio	L	91	103	5-12	1-13	6-25	16,384	Abdur-Rahim	27	Parks	12	Duncan	39
Apr 2	at Atlanta	L	81	84	5-12	1-14	6-26	8,748	Abdur-Rahim	24	Parks	9	Mutombo	24
Apr 4	at Chicago	L	87	88	5-12	1-15	6-27	22,198	Abdur-Rahim	26	Smith	11	Bryant	25
Apr 6	at Portland	L	89	98	5-12	1-16	6-28	18,105	Abdur-Rahim, Lopez, Bibby	19	Abdur-Rahim, Massenburg	8	Williams, Rider, Wallace	15
Apr 7	DENVER	L	84	87	5-13	1-16	6-29	17,151	Abdur-Rahim	25	Massenburg	9	McDyess	24
Apr 9	SEATTLE	W	98	93	6-13	1-16	7-29	19,193	Abdur-Rahim	28	Abdur-Rahim, Lopez	11	Ellis	20
Apr 11	SACRAMENTO	L	88	91	6-14	1-16	7-30	17,167	Abdur-Rahim	23	Smith	14	Webber	24
Apr 12	at Utah	L	80	98	6-14	1-17	7-31	19,911	Abdur-Rahim	22	Abdur-Rahim	6	Anderson, Horacek	18
Apr 14	at Houston	L	85	102	6-14	1-18	7-32	16,285	Abdur-Rahim, Massenburg	16	Massenburg	9	Olajuwon	27
Apr 16	at Minnesota	L	75	89	6-14	1-19	7-33	18,347	Abdur-Rahim	24	Massenburg	14	Smith	26
Apr 18	GOLDEN STATE	L	85	90	6-15	1-19	7-34	17,063	Abdur-Rahim	25	Smith	12	Marshall	24
Apr 19	at L.A. Lakers	L	102	117	6-15	1-20	7-35	17,505	Massenburg	28	Smith	14	O'Neal	35
Apr 21	L.A. CLIPPERS	W	97	94	7-15	1-20	8-35	15,885	Abdur-Rahim	29	Four players tied	6	Taylor	24
Apr 23	SEATTLE	L	84	97	7-16	1-20	8-36	19,193	Abdur-Rahim	22	Smith	11	MacLean, Payton	25
Apr 24	at L.A. Clippers	L	96	105	7-16	1-21	8-37	13,493	Abdur-Rahim	27	Parks	8	Taylor	20
Apr 27	at Dallas	L	75	84	7-16	1-22	8-38	12,650	Bibby	22	Abdur-Rahim, Smith	10	Trent	20
Apr 29	SAN ANTONIO	L	72	99	7-17	1-22	8-39	18,448	Abdur-Rahim, Massenburg	12	Abdur-Rahim	8	Duncan	19
May 1	at Phoenix	L	77	107	7-17	1-23	8-40	19,923	Abdur-Rahim	23	Lopez, Smith	8	Gugliotta	24
May 3	GOLDEN STATE	L	83	91	7-18	1-23	8-41	17,990	Abdur-Rahim	20	Parks	11	Cummings, Marshall	18
May 5	at Sacramento	L	95	99	7-18	1-24	8-42	17,317	Abdur-Rahim	26	Smith	14	Divac	29

INTRO

PLAYERS

EXECUTIVE

BASKETBALL OPS

BUSINESS OPS

MEDIA

COMMUNITY

HISTORY

PLAYOFFS

REVIEW

OPPONENTS

NBA


FEDERATION

AT A GLANCE



SEASON REVIEW

1997-98 VANCOUVER GRIZZLIES (19-63)



Back Row, L-R: Brian Hill, Jim Boylan, Lionel Hollins, Jack Nolan, George Lynch, Shareef Abdur-Rahim, Pete Chilcutt, Otis Thorpe, Bryant Reeves, Ivano Newbill, Tony Massenburg, Stu Jackson, Noah Croom, Troy Wenzel, Scott McCullough, Rob Hackett. **Front Row, L-R:** Doug West, Chris Robinson, Anthony Peeler, Lee Mayberry, Antonio Daniels, Marcus Brown, Sam Mack, Blue Edwards.

Player	--Field Goals--						--3-Point FG--			--Free Throws--			--Rebounds--						PF	Dq	Stl	TO	Blk	Pts	Avg
	G	GS	Min	FG	FGA	Pct	FG	FGA	Pct	FT	FTA	Pct	Off	Def	Tot	Ast									
Abdur-Rahim	82	82	2950	653	1347	.485	21	51	.412	502	640	.784	227	354	581	213	201	0	89	257	76	1829	22.3		
Reeves	74	74	2527	492	941	.523	0	4	.000	223	316	.706	196	389	585	155	278	6	39	156	80	1207	16.3		
Thorpe	47	46	1574	205	420	.477	0	4	.000	118	170	.694	100	271	371	161	158	3	30	115	23	528	11.2		
Mack	57	54	1414	222	559	.397	110	269	.409	62	77	.805	30	103	133	101	117	0	41	69	11	616	10.8		
Edwards	81	20	1968	326	742	.439	40	120	.333	180	215	.837	61	156	217	201	183	0	86	134	27	872	10.8		
Peeler	8	8	202	35	72	.486	5	19	.263	4	6	.667	6	14	20	23	16	0	9	6	0	79	9.9		
Daniels	74	50	1956	228	548	.416	11	52	.212	112	170	.659	22	121	143	334	88	0	55	164	10	579	7.8		
Lynch	82	0	1493	248	516	.481	9	30	.300	111	158	.703	147	215	362	122	161	0	65	104	41	616	7.5		
Massenburg	61	13	894	148	309	.479	0	0	---	100	137	.730	80	152	232	21	123	0	25	60	24	396	6.5		
Smith	30	29	706	67	133	.504	0	1	.000	48	73	.658	85	121	206	59	60	0	26	36	6	182	6.1		
Chilcutt	82	0	1420	156	359	.435	54	130	.415	39	59	.661	77	229	306	104	158	0	53	62	37	405	4.9		
Mayberry	79	32	1835	131	349	.375	63	180	.350	38	51	.745	19	95	114	349	164	1	65	113	10	363	4.6		
Hurley	27	0	458	46	123	.374	1	7	.143	29	39	.744	5	25	30	97	43	0	10	44	0	122	4.5		
C.Robinson	16	0	143	23	63	.365	7	24	.292	1	2	.500	0	13	13	10	21	0	7	15	1	54	3.4		
L.Robinson	6	0	41	6	19	.316	3	6	.500	2	2	1.000	2	10	12	1	0	0	4	2	0	17	2.8		
Newbill	28	2	249	20	57	.351	1	1	1.000	17	30	.567	24	45	69	9	38	0	10	17	3	58	2.1		
GRIZZLIES	82		19830	3006	6567	.458	325	898	.362	1586	2145	.739	1081	2313	3394	1960	1809	10	614	1405	349	7923	96.6		
OPPONENT	82		19830	3230	6797	.475	428	1111	.385	1634	2233	.732	1144	2358	3502	2101	1832	12	836	1163	538	8522	103.9		

QUICK FACTS

- The Vancouver Grizzlies established a then franchise high for wins with a 19-63 record, placing sixth in the Midwest Division.
- **Shareef Abdur-Rahim** set a franchise season record in points (1,829), field goals made (653) and free throws made (502), while ranking sixth in the NBA with 22.3 points per game.
- The club dished out a franchise-best 1,960 assists.
- The Grizzlies grabbed a club-record 1,081 offensive rebounds.
- **Bryant Reeves** finished 10th in the NBA in field goal percentage, shooting 52.3 percent from the field.
- **Antonio Daniels** set a Grizzlies rookie record by dishing out 334 assists.

NBA STATISTICAL RANKINGS

Category	Vancouver	Opponents	Category	Vancouver	Opponents
Points Per Game	96.6	10th	Assists Per Game	23.9	6th
Field Goal Pct.	.457	9th	Steals Per Game	7.49	26th
Free Throw Pct.	.739	16th	Turnovers Per Game	17.1	28th
3-Pt. Field Goal Pct.	.362	6th	Blocks Per Game	4.26	24th
Offensive Rebounds Per Game	13.2	12th	Personal Fouls Per Game	22.1	10th
Defensive Rebounds Per Game	28.2	18th	Disqualifications	10	3rd
Rebounds Per Game	41.4	15th	Points Per Game Differential	-7.3	25th

SEASON REVIEW



Date	Opponent	Van	Opp	Hm	Rd	Tot	Atten	Grizzlies Top Scorer	Grizzlies Top Rebounder	Opponent Top Scorer			
Oct 31	DALLAS	L	88	90	0-1	0-0	17,021	Abdur-Rahim	31	Abdur-Rahim, Thorpe	9 Davis	18	
Nov 1	SACRAMENTO	W	97	96	1-1	0-0	15,460	Abdur-Rahim	19	Thorpe	13 Richmond	24	
Nov 4	at Dallas	L	87	92	1-1	0-1	14,285	Abdur-Rahim	28	Thorpe	14 Finley	29	
Nov 5	at San Antonio	L	79	87	1-1	0-2	14,523	Peeler	19	Thorpe	9 Robinson	22	
Nov 7	MINNESOTA	L	97	108	1-2	0-2	14,302	Abdur-Rahim	23	Abdur-Rahim	17 Marbury	26	
Nov 9	DETROIT	W	104	96(ot)	2-2	0-2	14,925	Abdur-Rahim, Reeves	22	Abdur-Rahim	11 Hunter	23	
Nov 11	L.A. CLIPPERS	W	119	113	3-2	0-2	3-4	15,160	Abdur-Rahim	29	Thorpe	15 Rogers	26
Nov 12	at Utah	L	80	98	3-2	0-3	3-5	19,851	Reeves	15	Abdur-Rahim, Lynch	7 Malone	26
Nov 15	MILWAUKEE	W	109	94	4-2	0-3	4-5	17,666	Abdur-Rahim	24	Newbill	10 Brandon	22
Nov 16	at L.A. Lakers	L	95	121	4-2	0-4	4-6	17,139	Abdur-Rahim	25	Massenburg	8 Jones	28
Nov 18	at Denver	W	100	87	4-2	1-4	5-6	9,718	Edwards	27	Thorpe	7 Jackson	18
Nov 19	at Seattle	L	87	107	4-2	1-5	5-7	17,072	Abdur-Rahim	25	Thorpe	8 Payton	31
Nov 21	DENVER	W	99	96	5-2	1-5	6-7	15,988	Abdur-Rahim	28	Lynch	11 Newman, Stith	22
Nov 23	at New York	L	84	104	5-2	1-6	6-8	19,763	Reeves	18	Chilcutt	9 Ewing, Oakley	19
Nov 26	at Milwaukee	L	82	101	5-2	1-7	6-9	15,126	Abdur-Rahim	19	Reeves	9 Robinson	25
Nov 27	at Indiana	L	85	106	5-2	1-8	6-10	14,391	Lynch	15	Lynch	9 Mullin	27
Nov 29	at Minnesota	L	87	106	5-2	1-9	6-11	17,494	Daniels	16	Reeves	8 Gugliotta	23
Nov 30	at Detroit	W	97	95	5-2	2-9	7-11	16,030	Abdur-Rahim	19	Thorpe	10 Williams	26
Dec 3	ORLANDO	L	97	101	5-3	2-9	7-12	15,069	Abdur-Rahim	24	Thorpe	13 Strong	23
Dec 5	CLEVELAND	L	98	107	5-4	2-9	7-13	15,558	Abdur-Rahim	27	Thorpe	11 Person	30
Dec 9	at Phoenix	L	85	107	5-4	2-10	7-14	19,023	Abdur-Rahim	21	Abdur-Rahim	9 Ceballos	21
Dec 12	GOLDEN STATE	W	95	88	6-4	2-10	8-14	14,810	Abdur-Rahim	30	Lynch	10 Smith	23
Dec 14	HOUSTON	W	110	105	7-4	2-10	9-14	14,411	Reeves	23	Reeves	10 Willis	28
Dec 16	at Houston	L	91	118	7-4	2-11	9-15	16,285	Abdur-Rahim	18	Chilcutt	8 Willis	23
Dec 17	at San Antonio	L	87	98	7-4	2-12	9-16	13,576	Abdur-Rahim	24	Daniels	10 Robinson	33
Dec 19	at Portland	L	91	96	7-4	2-13	9-17	19,863	Abdur-Rahim	25	Abdur-Rahim, Massenburg	10 Rider	31
Dec 21	PORTLAND	W	88	86	8-4	2-13	10-17	15,174	Abdur-Rahim	28	Abdur-Rahim	14 Rider	19
Dec 26	PHOENIX	L	100	118	8-5	2-13	10-18	17,023	Abdur-Rahim	23	Thorpe, Reeves	7 Ceballos	22
Dec 28	UTAH	L	88	89	8-6	2-13	10-19	16,488	Abdur-Rahim	31	Abdur-Rahim, Reeves	10 Malone	26
Dec 30	SAN ANTONIO	L	115	124	8-7	2-13	10-20	15,872	Mack	28	Reeves	12 Person	32
Jan 1	PHILADELPHIA	L	104	115	8-8	2-13	10-21	15,495	Abdur-Rahim	23	Abdur-Rahim	12 Iverson	29
Jan 2	at Sacramento	L	80	94	8-8	2-14	10-22	13,925	Abdur-Rahim	30	Reeves	13 Richmond	23
Jan 4	SEATTLE	L	108	120	8-9	2-14	10-23	15,122	Abdur-Rahim, Mack	21	Chilcutt	10 Baker	30
Jan 6	L.A. LAKERS	L	87	100	8-10	2-14	10-24	15,837	Reeves	25	Reeves, Chilcutt	11 O'Neal	25
Jan 7	at L.A. Clippers	L	102	110	8-10	2-15	10-25	4,107	Abdur-Rahim	30	Thorpe	8 Taylor	25
Jan 9	CHARLOTTE	L	90	98	8-11	2-15	10-26	15,251	Abdur-Rahim	22	Thorpe	9 Rice	26
Jan 11	MIAMI	L	90	96	8-12	2-15	10-27	15,186	Abdur-Rahim	26	Abdur-Rahim	10 Hardaway	23
Jan 13	at Philadelphia	L	89	107	8-12	2-16	10-28	10,838	Abdur-Rahim	23	Reeves, Thorpe	10 Thomas	20
Jan 15	at Boston	L	93	97	8-12	2-17	10-29	16,855	Reeves	41	Reeves	12 Walker	22
Jan 16	at Washington	L	110	112	8-12	2-18	10-30	16,763	Thorpe	21	Thorpe	8 Howard	25
Jan 20	DENVER	W	88	77	9-12	2-18	11-30	15,852	Abdur-Rahim	24	Reeves	12 L. Ellis	21
Jan 23	at Golden State	W	88	80	9-12	3-18	12-30	12,359	Abdur-Rahim	26	Reeves	8 Smith	23
Jan 24	GOLDEN STATE	W	107	96	10-12	3-18	13-30	16,223	Abdur-Rahim	20	Thorpe	12 Smith	32
Jan 27	CHICAGO	L	85	103	10-13	3-18	13-31	19,193	Abdur-Rahim	16	Reeves, Thorpe, Chilcutt	6 Pippen	29
Jan 29	MINNESOTA	L	106	112	10-14	3-18	13-32	15,111	Abdur-Rahim	27	Thorpe	13 Marbury	31
Jan 31	NEW JERSEY	L	106	116	10-15	3-18	13-33	17,094	Abdur-Rahim	26	Thorpe	20 Cassell	26
Feb 2	at Dallas	L	90	104	10-15	3-19	13-34	11,049	Reeves	19	Reeves	10 Finley	30
Feb 3	at Houston	L	97	110	10-15	3-20	13-35	16,285	Abdur-Rahim	30	Reeves	8 Barkley	25
Feb 5	at Charlotte	L	93	108	10-15	3-21	13-36	21,984	Abdur-Rahim	19	Massenburg	9 Rice	30
Feb 12	HOUSTON	L	103	112	10-16	3-21	13-37	15,620	Abdur-Rahim	16	Abdur-Rahim	10 Drexler	25
Feb 14	WASHINGTON	W	110	108(ot)	11-16	3-21	14-37	16,105	Reeves	22	Abdur-Rahim, Reeves	12 Cheaney	24
Feb 18	BOSTON	L	105	114	11-17	3-21	14-38	16,703	Mack	27	Abdur-Rahim	8 Barros	29
Feb 20	at Atlanta	L	92	115	11-17	3-22	14-39	9,022	Abdur-Rahim	18	Reeves	11 Smith	21
Feb 22	at Toronto	L	105	113(ot)	11-17	3-23	14-40	16,932	Abdur-Rahim	22	Reeves	11 Billups	27
Feb 24	at New Jersey	L	101	110	11-17	3-24	14-41	13,335	Reeves	31	Reeves	15 Kittles	27
Feb 25	at Cleveland	L	101	106	11-17	3-25	14-42	13,701	Reeves	29	Reeves	8 Henderson	30
Mar 1	ATLANTA	L	76	101	11-18	3-25	14-43	15,371	Reeves, Chilcutt	16	Reeves	10 Blaylock, Hendrson	20
Mar 3	INDIANA	L	103	111	11-19	3-25	14-44	15,095	Abdur-Rahim	27	Abdur-Rahim	9 Smits	26
Mar 6	SACRAMENTO	L	96	98	11-20	3-25	14-45	14,605	Abdur-Rahim	30	Abdur-Rahim	10 Richmond	32
Mar 8	TORONTO	W	113	106	12-20	3-25	15-45	16,098	Reeves	38	Reeves	11 Brown	21
Mar 12	at Denver	L	93	98	12-20	3-26	15-46	9,112	Mack	19	Reeves, Mack	6 Alexander	21
Mar 13	at Utah	L	101	110	12-20	3-27	15-47	19,911	Reeves	23	Reeves	12 Malone	30
Mar 15	L.A. LAKERS	L	110	119	12-21	3-27	15-48	18,983	Reeves	24	Abdur-Rahim	8 O'Neal	24
Mar 17	at Orlando	L	92	99	12-21	3-28	15-49	17,248	Edwards	19	Reeves	11 Anderson	21
Mar 18	at Miami	L	91	94	12-21	3-29	15-50	14,653	Abdur-Rahim	21	Reeves	9 Mourning	26
Mar 20	at Chicago	L	92	98	12-21	3-30	15-51	24,023	Reeves	30	Smith	13 Jordan	24
Mar 21	at Minnesota	L	88	102	12-21	3-31	15-52	18,336	Abdur-Rahim	31	Smith	12 Garnet	22
Mar 23	L.A. CLIPPERS	W	106	95	13-21	3-31	15-52	15,392	Reeves	35	Smith	18 Piatkowski	20
Mar 26	at Portland	L	102	108	13-21	3-32	16-53	20,581	Reeves	31	Reeves, Smith, Chilcutt	7 Saboris	24
Mar 27	NEW YORK	L	89	97(ot)	13-22	3-32	16-54	17,630	Reeves	35	Reeves	14 Johnson	23
Mar 29	at Phoenix	L	98	106	13-22	3-33	16-55	19,023	Abdur-Rahim	30	Abdur-Rahim	12 Robinson	20
Mar 31	DALLAS	L	101	104	13-23	3-33	16-56	15,120	Abdur-Rahim	23	Smith, Lynch	13 Finley, Green	22
Apr 3	SEATTLE	L	98	138	13-24	3-33	16-57	19,193	Abdur-Rahim	19	Abdur-Rahim, L. Robinson	6 Hawkins	29
Apr 5	UTAH	L	93	99	13-25	3-33	16-58	18,068	Reeves	30	Abdur-Rahim	9 Malone	25
Apr 7	at L.A. Clippers	W	110	94	13-25	4-33	17-58	5,124	Abdur-Rahim	30	Abdur-Rahim	11 Austin	16
Apr 8	at L.A. Lakers	L	102	113	13-25	4-34	17-59	17,505	Abdur-Rahim	26	Massenburg	10 O'Neal	30
Apr 11	PORTLAND	W	105	96(ot)	14-25	4-34	18-59	16,432	Abdur-Rahim	31	Smith	10 Rider	26
Apr 12	PHOENIX	L	106	129	14-26	4-34	18-60	16,266	Daniels	23	Massenburg	12 McCloud	25
Apr 14	at Seattle	L	98	110	14-26	4-35	18-61	17,072	Massenburg	22	Massenburg, Newbill	7 Payton	27
Apr 16	SAN ANTONIO	L	97	110	14-27	4-35	18-62	17,485	Abdur-Rahim	32	Massenburg	11 Duncan	32
Apr 18	at Golden State	L	100	112	14-27	4-36	18-63	16,481	Massenburg	26	Massenburg	7 Dampier, Delk	23
Apr 19	at Sacramento	W	112	108(ot)	14-27	5-36	19-63	15,329	Massenburg	34	Massenburg	12 Abdul-Wahad	23

INTRO

PLAYERS

EXECUTIVE

BASKETBALL OPS

BUSINESS OPS

MEDIA

COMMUNITY

HISTORY

PLAYOFFS

REVIEW

OPPONENTS

NBA

FEDERATION

AT A GLANCE



SEASON REVIEW

1996-97 VANCOUVER GRIZZLIES (14-68)



Back Row, L-R: Troy Wenzel, Jay Hillock, Noah Croom, Larry Riley, Pete Chilcutt, Roy Rogers, Jack Lothian, Bryant Reeves, Eric Mobley, Rich Manning, Shareef Abdur-Rahim, Rex Hughes, Lionel Hollins, Jimmy Powell, Rob Hackett. **Front Row, L-R:** Stu Jackson, Chucky Atkins, Tim Breaux, Lawrence Moten, Anthony Peeler, Greg Anthony, Blue Edwards, George Lynch, Doug Edwards, Chris Robinson, Lee Mayberry, Brian Winters.

	--Field Goals--						--3-Point FG--			--Free Throws--			--Rebounds--										
Player	G	GS	Min	FG	FGA	Pct	FG	FGA	Pct	FT	FTA	Pct	Off	Def	Tot	Ast	PF	Dq	Stl	TO	Blk	Pts	Avg
Abdur-Rahim	80	71	2802	550	1214	.453	7	27	.259	387	519	.746	216	339	555	175	199	0	79	225	79	1494	18.7
Reeves	75	75	2777	498	1025	.486	1	11	.091	216	307	.704	174	436	610	160	270	3	29	175	67	1213	16.2
Peeler	72	57	2291	402	1011	.398	128	343	.373	109	133	.820	54	193	247	256	168	0	105	157	17	1041	14.5
Anthony	65	44	1863	199	507	.393	88	238	.370	130	178	.730	25	159	184	407	122	0	129	129	4	616	9.5
Lynch	41	27	1059	137	291	.471	8	31	.258	60	97	.619	98	163	261	76	97	1	63	64	17	342	8.3
Edwards	61	12	1439	182	458	.397	25	89	.281	89	109	.817	49	140	189	114	135	0	38	81	20	478	7.8
Moten	67	18	1214	171	441	.388	41	141	.291	64	99	.646	43	76	119	129	83	0	48	81	24	447	6.7
Rogers	82	50	1848	244	483	.505	1	1	1.000	54	94	.574	139	247	386	46	214	1	21	86	163	543	6.6
Williams	32	1	553	82	143	.573	0	1	.000	33	49	.673	60	78	138	15	72	1	16	28	26	197	6.2
Mayberry	80	38	1952	149	370	.403	83	221	.376	29	46	.630	29	105	134	329	159	0	60	90	8	410	5.1
C. Robinson	41	6	681	69	182	.379	34	89	.382	16	26	.615	23	48	71	65	85	2	28	34	9	188	4.6
Chilcutt	54	1	662	72	165	.436	25	69	.362	13	22	.591	67	89	156	47	52	0	26	28	17	182	3.4
Manning	16	1	128	18	48	.375	2	3	.667	6	8	.750	8	15	23	2	18	0	3	5	1	44	2.8
Mobley	28	8	307	28	63	.444	0	0	---	16	30	.533	30	28	58	14	44	0	5	29	10	72	2.6
Leckner	19	1	115	14	30	.467	0	0	---	6	12	.500	5	30	35	4	32	0	3	10	2	34	1.8
Norris	8	0	89	4	22	.182	2	10	.200	2	5	.400	3	9	12	23	5	0	4	5	0	12	1.5
GRIZZLIES	82		19780	2819	6453	.437	445	1274	.349	1230	1734	.709	1023	2155	3178	1862	1755	8	657	1301	464	7313	89.2
OPPONENT	82		19780	3092	6556	.472	500	1369	.365	1468	2018	.727	1206	2426	3632	1974	1593	15	725	1251	461	8152	99.4

QUICK FACTS

- The Vancouver Grizzlies posted a 14-68 record, placing seventh in the Midwest Division.
- **Shareef Abdur-Rahim** became the only unanimous selection on the NBA All-Rookie First Team by averaging 18.7 points (second among rookies, 26th in NBA) and finished third in Rookie of the Year balloting behind winner **Allen Iverson** and **Stephon Marbury**, while being named NBA Rookie of the Month in December and February.
- **Anthony Peeler** became the first player in franchise history to score 40 points in a game, accomplishing the feat on Feb. 4 at New Jersey.
- **Bryant Reeves** set a franchise record by making 18 field goals on April 19 at Phoenix.
- President and General Manager **Stu Jackson** assumed the head coaching duties on Jan. 24, replacing **Brian Winters**.
- **Greg Anthony** finished ninth in the NBA in steals at 1.98 per game.
- **Roy Rogers** placed 12th in the league in blocks with 1.99 swats per game.

NBA STATISTICAL RANKINGS

Category	Vancouver	Opponents	Category	Vancouver	Opponents
Points Per Game	89.2	28th	99.4	21st	
Field Goal Pct.	.437	26th	.472	26th	
Free Throw Pct.	.709	27th	.727	4th	
3-Pt. Field Goal Pct.	.349	23rd	.365	19th	
Offensive Rebounds Per Game	12.5	15th	14.7	29th	
Defensive Rebounds Per Game	26.3	28th	29.6	22nd	
Rebounds Per Game	38.8	27th	44.3	27th	
Assists Per Game	22.7	10th	24.1	25th	
Steals Per Game	8.01	15th	8.84	24th	
Turnovers Per Game	15.9	16th	15.3	22nd	
Blocks Per Game	5.66	6th	5.62	26th	
Personal Fouls Per Game	21.4	9th	19.4	29th	
Disqualifications	8	1st	15	23rd	
Points Per Game Differential	-8.6	29th			

SEASON REVIEW



Date	Opponent	Van	Opp	Hm	Rd	Tot	Atten	Grizzlies Top Scorer	Grizzlies Top Rebounder	Opponent Top Scorer				
Nov 1	PORTLAND	L	85	114	0-1	0-0	0-1	19,193	Abdur-Rahim, Edwards	16	Abdur-Rahim, Chilcutt	5	Robinson	22
Nov 3	GOLDEN STATE	L	95	105	0-2	0-0	0-2	15,781	Peeler	21	Reeves	10	Mullin	24
Nov 5	at Chicago	L	73	96	0-2	0-1	0-3	23,726	Anthony	13	Four players tied	5	Jordan	22
Nov 6	at Milwaukee	L	89	105	0-2	0-2	0-4	13,689	Abdur-Rahim, Edwards	18	Reeves	11	Allen, Baker	20
Nov 8	at Cleveland	L	72	88	0-2	0-3	0-5	13,691	Anthony	13	Reeves, Edwards	6	Sura	15
Nov 10	NEW YORK	L	82	101	0-3	0-3	0-6	17,356	Peeler	16	Reeves	8	Ewing	21
Nov 12	L.A. CLIPPERS	L	92	99(2ot)	0-4	0-3	0-7	14,259	Reeves	30	Reeves	11	Sealy	22
Nov 14	PHOENIX	W	92	89	1-4	0-3	1-7	15,158	Edwards	34	Four players tied	5	Nash	17
Nov 15	at Utah	L	96	104	1-4	0-4	1-8	19,046	Edwards	23	Rogers, Anthony	7	Malone	21
Nov 17	at Seattle	L	81	91	1-4	0-5	1-9	17,072	Rogers	18	Rogers	9	Payton	21
Nov 18	SACRAMENTO	L	83	84	1-5	0-5	1-10	14,672	Reeves	19	Rogers	9	Owens	17
Nov 20	MIAMI	L	75	94	1-6	0-5	1-11	15,054	Reeves	16	Reeves	10	Hardaway	19
Nov 24	SAN ANTONIO	W	96	91	2-6	0-5	2-11	15,874	Abdur-Rahim	18	Abdur-Rahim	9	Wilkins	26
Nov 26	at Atlanta	L	80	101	2-6	0-6	2-12	6,957	Abdur-Rahim	19	Peeler	8	Laethner	18
Nov 27	at Detroit	L	78	87	2-6	0-7	2-13	15,195	Anthony	24	Mobley	7	Hunter	24
Nov 29	at Indiana	L	94	104	2-6	0-8	2-14	15,488	Abdur-Rahim	20	Lynch	11	Miller	25
Nov 30	at Philadelphia	L	90	96	2-6	0-9	2-15	13,038	Rogers	16	Lynch	7	Stackhouse	31
Dec 4	INDIANA	L	80	127	2-7	0-9	2-16	15,699	Abdur-Rahim	20	Rogers	5	Miller	36
Dec 6	at San Antonio	W	105	89	2-7	1-9	3-16	13,646	Reeves	29	Abdur-Rahim, Lynch	8	Wilkins	24
Dec 7	at Dallas	L	85	96	2-7	1-10	3-17	15,102	Peeler	16	Lynch	9	Harper	20
Dec 9	CHARLOTTE	L	91	107	2-8	1-10	3-18	15,780	Peeler	23	Reeves	10	Rice	30
Dec 12	at Portland	L	78	99	2-8	1-11	3-19	20,042	Chilcutt	13	Chilcutt	10	Anderson	22
Dec 13	ORLANDO	W	95	93	3-8	1-11	4-19	15,954	Reeves	27	Abdur-Rahim	11	Seikaly	25
Dec 15	at Phoenix	L	84	103	3-8	1-12	4-20	19,023	Abdur-Rahim	28	Abdur-Rahim	4	Horry	19
Dec 17	HOUSTON	W	93	92	4-8	1-12	5-20	16,205	Abdur-Rahim	22	Reeves	8	Olajuwon	23
Dec 19	DALLAS	L	98	105	4-9	1-12	5-21	15,049	Peeler	25	Lynch	10	Gatling	25
Dec 20	at Denver	L	93	108	4-9	1-13	5-22	10,020	Peeler	19	Three players tied	5	Stith	29
Dec 22	WASHINGTON	W	91	87	5-9	1-13	6-22	15,751	Peeler	27	Lynch	12	Strickland	23
Dec 26	at Sacramento	L	88	111	5-9	1-14	6-23	17,317	Abdur-Rahim	28	Abdur-Rahim	9	Richmond, Polynice	18
Dec 28	PHOENIX	L	98	103	5-10	1-14	6-24	16,757	Peeler	30	Reeves, Lynch	9	Manning	19
Dec 30	SAN ANTONIO	L	88	95	5-11	1-14	6-25	15,749	Peeler	23	Abdur-Rahim	12	Maxwell, Johnson	23
Jan 3	SEATTLE	L	94	108	5-12	1-14	6-26	19,193	Peeler	24	Lynch	15	Payton	29
Jan 5	L.A. LAKERS	L	82	95	5-13	1-14	6-27	19,193	Peeler	17	Lynch	16	O'Neal	31
Jan 8	at Golden State	W	109	95	5-13	2-14	7-27	12,819	Abdur-Rahim	34	Rogers	10	Smith	38
Jan 9	GOLDEN STATE	L	86	102	5-14	2-14	7-28	15,454	Abdur-Rahim	17	Lynch	8	Sprewell	27
Jan 11	SACRAMENTO	L	101	109	5-15	2-14	7-29	16,092	Abdur-Rahim	37	Reeves	10	Richmond	32
Jan 14	at L.A. Lakers	L	81	91	5-15	2-15	7-30	16,006	Peeler	23	Reeves	10	O'Neal	24
Jan 15	DETROIT	L	79	103	5-16	2-15	7-31	16,059	Abdur-Rahim	15	Three players tied	8	Hill	31
Jan 17	UTAH	L	68	106	5-17	2-15	7-32	15,173	Reeves	17	Reeves	10	Malone	30
Jan 19	TORONTO	W	100	92	6-17	2-15	8-32	17,474	Abdur-Rahim	26	Lynch	13	Stoudamire	34
Jan 20	at Seattle	L	96	112	6-17	2-16	8-33	17,072	Anthony	24	Reeves	8	Payton	30
Jan 22	at Denver	L	84	94	6-17	2-17	8-34	8,422	Abdur-Rahim	22	Reeves	12	L. Ellis	22
Jan 23	MINNESOTA	L	76	95	6-18	2-17	8-35	15,282	Reeves	22	Reeves	8	Gugliotta	33
Jan 25	DENVER	L	82	83	6-19	2-17	8-36	17,102	Reeves	23	Abdur-Rahim, Reeves	9	L. Ellis	38
Jan 27	at Golden State	L	97	122	6-19	2-18	8-37	12,839	Abdur-Rahim	23	Abdur-Rahim	8	Sprewell	17
Jan 28	CHICAGO	L	96	111	6-20	2-18	8-38	19,193	Abdur-Rahim	24	Abdur-Rahim, Reeves	12	Jordan	28
Jan 30	at L.A. Clippers	L	94	100	6-20	2-19	8-39	5,122	Reeves	25	Reeves	12	Vaught	28
Jan 31	ATLANTA	L	76	87	6-21	2-19	8-40	15,205	Abdur-Rahim	24	Abdur-Rahim	10	Smith	24
Feb 2	at Boston	W	102	92	6-21	3-19	9-40	15,737	Reeves	33	Reeves	18	Williams	22
Feb 4	at New Jersey	L	105	111	6-21	3-20	9-41	10,990	Peeler	40	Abdur-Rahim	11	Kittles	32
Feb 6	at Minnesota	L	86	103	6-21	3-21	9-42	14,277	Peeler	24	Chilcutt	10	Garnett	18
Feb 11	at Houston	L	97	106	6-21	3-22	9-43	16,285	Abdur-Rahim	24	Reeves	10	Willis, Price	20
Feb 12	at San Antonio	W	106	101	6-21	4-22	10-43	12,463	Reeves	31	Reeves	12	Maxwell	19
Feb 14	BOSTON	W	109	106	7-21	4-22	11-43	17,434	Abdur-Rahim	31	Reeves	12	Day	29
Feb 17	DALLAS	L	95	100	7-22	4-22	11-44	15,540	Reeves	27	Edwards	7	Finley, Green	21
Feb 19	MINNESOTA	L	73	84	7-23	4-22	11-45	15,729	Abdur-Rahim	26	Rogers	10	Garrett	25
Feb 21	at L.A. Lakers	L	91	99	7-23	4-23	11-46	17,031	Abdur-Rahim	30	Abdur-Rahim	11	Campbell, Jones	23
Feb 23	CLEVELAND	L	84	91	7-24	4-23	11-47	15,536	Reeves	26	Abdur-Rahim	8	Phills	23
Feb 26	L.A. CLIPPERS	L	80	83	7-25	4-23	11-48	15,619	Abdur-Rahim	28	Abdur-Rahim	13	Vaught	22
Feb 28	PHILADELPHIA	L	100	104	7-26	4-23	11-49	17,463	Reeves	26	Abdur-Rahim	10	Stackhouse	25
Mar 2	UTAH	L	86	93	7-27	4-23	11-50	16,415	Peeler	25	Reeves	9	Russell	20
Mar 6	NEW JERSEY	L	96	102	7-28	4-23	11-51	16,673	Peeler	24	Reeves	12	Cassell	26
Mar 9	at Toronto	L	77	81	7-28	4-24	11-52	19,186	Peeler	25	Reeves	14	Williams	16
Mar 11	at Charlotte	L	92	98	7-28	4-25	11-53	24,042	Abdur-Rahim	24	Reeves	13	Rice, Mason	24
Mar 12	at Washington	L	82	104	7-28	4-26	11-54	11,007	Abdur-Rahim	18	Rogers	8	Webber	32
Mar 14	at Miami	L	82	88	7-28	4-27	11-55	14,728	Reeves	27	Reeves	11	Hardaway	19
Mar 16	at Orlando	L	89	100	7-28	4-28	11-56	17,248	Abdur-Rahim	22	Reeves	10	Wilkins	17
Mar 18	at New York	L	73	98	7-28	4-29	11-57	19,763	Abdur-Rahim	18	Williams	9	Ewing	22
Mar 19	at Minnesota	L	72	95	7-28	4-30	11-58	13,368	Abdur-Rahim	15	Chilcutt	6	Robinson	18
Mar 21	DENVER	W	108	101	8-28	4-30	12-58	19,193	Reeves	31	Abdur-Rahim	14	McDyess	29
Mar 23	SEATTLE	L	92	106	8-29	4-30	12-59	17,645	Abdur-Rahim	23	Abdur-Rahim, Williams	7	Payton	31
Mar 25	at L.A. Clippers	L	104	110(ot)	8-29	4-31	12-60	5,528	Peeler	30	Reeves	10	Wright	24
Mar 27	L.A. LAKERS	L	98	102(ot)	8-30	4-31	12-61	18,722	Abdur-Rahim	21	Rogers	12	Campbell	25
Mar 28	at Portland	L	81	115	8-30	4-32	12-62	20,865	Peeler, Rogers	14	Williams	9	C. Robinson	26
Apr 1	MILWAUKEE	L	91	102	8-31	4-32	12-63	17,193	Abdur-Rahim	26	Rogers, Leckner	6	Robinson	25
Apr 4	at Utah	L	79	106	8-31	4-33	12-64	19,911	Reeves	15	Williams	8	Malone	16
Apr 6	HOUSTON	L	85	94	8-32	4-33	12-65	17,356	Reeves	23	Abdur-Rahim	16	Barkley	28
Apr 8	at Sacramento	L	93	109	8-32	4-34	12-66	17,317	Reeves	28	Reeves	13	Richmond	26
Apr 10	at Houston	L	94	102	8-32	4-35	12-67	16,285	Abdur-Rahim	20	Rogers	9	Barkley	21
Apr 12	at Dallas	W	96	85	8-32	5-35	13-67	14,060	Abdur-Rahim	30	Abdur-Rahim	17	Pack	22
Apr 17	PORTLAND	L	73	105	8-33	5-35	13-68	19,193	Peeler	16	Abdur-Rahim, Reeves	9	Wallace	25
Apr 19	at Phoenix	W	121	107	8-33	6-35	14-68	19,023	Reeves	39	Reeves	11	Johnson	36

INTRO

PLAYERS

EXECUTIVE

BASKETBALL

OPS

BUSINESS

OPS

MEDIA

COMMUNITY

HISTORY

PLAYOFFS

REVIEW

OPPONENTS

NBA

FEDERATION

AT A GLANCE



SEASON REVIEW

1995-96 VANCOUVER GRIZZLIES (15-67)



Back Row, L-R: Chris King, Greg Anthony, Anthony Avent, Darrick Martin, Doug Edwards, Troy Wenzel, Bryant Reeves, Rob Hackett, Eric Mobley, Scott McCullough, Eric Murdock, Ashraf Amaya, Lawrence Moten, Byron Scott. **Front Row, L-R:** Kenny Gattison, Jimmy Powell, Brian Winters, Rex Hughes, Lionel Hollins, Blue Edwards.

Player	--Field Goals--					--3-Point FG--			-Free Throws-			--Rebounds--					PF	Dq	Stl	TO	Blk	Pts	Avg
	G	GS	Min	FG	FGA	Pct	FG	FGA	Pct	FT	FTA	Pct	Off	Def	Tot	Ast							
Anthony	69	69	2096	324	781	.415	90	271	.332	229	297	.771	29	145	174	476	137	1	116	160	11	967	14.0
Benjamin	13	13	404	71	161	.441	0	0	---	39	56	.696	31	72	103	16	40	1	10	34	15	181	13.9
Reeves	77	63	2460	401	877	.457	0	3	.000	219	299	.732	178	392	570	109	226	2	43	157	55	1021	13.3
B. Edwards	82	82	2773	401	956	.419	84	245	.343	157	208	.755	98	248	346	212	243	1	118	170	46	1043	12.7
Scott	80	0	1894	271	676	.401	74	221	.355	203	243	.835	40	152	192	123	126	0	63	100	22	819	10.2
Gattison	25	14	570	91	190	.479	0	0	---	47	78	.603	35	79	114	14	75	0	10	40	11	229	9.2
Murdock	64	14	1480	220	521	.422	39	122	.320	106	131	.809	21	134	155	292	124	0	129	120	9	585	9.1
King	80	66	1930	250	585	.427	44	113	.389	90	136	.662	102	183	285	104	163	0	68	103	33	634	7.9
Wilkins	28	14	738	77	205	.376	14	64	.219	20	23	.870	22	43	65	68	55	0	22	37	2	188	6.7
D.Martin	24	0	402	59	131	.450	5	22	.227	38	46	.826	13	25	38	61	47	0	27	37	1	161	6.7
Moten	44	3	573	112	247	.453	18	55	.327	49	75	.653	36	25	61	50	54	0	29	44	8	291	6.6
Amaya	54	34	1104	121	252	.480	0	1	.000	97	149	.651	114	189	303	33	151	3	22	57	10	339	6.3
Avent	71	32	1586	179	466	.384	0	0	---	57	77	.740	108	247	355	69	202	3	30	107	42	415	5.8
Harvey	18	6	410	39	95	.411	0	2	.000	20	43	.465	27	67	94	9	38	0	14	18	21	98	5.4
Mobley	34	1	611	72	131	.550	1	2	.500	37	83	.446	51	77	128	22	82	1	13	49	23	182	5.4
Manning	29	0	311	49	113	.434	0	1	.000	9	14	.643	16	39	55	7	37	0	3	17	6	107	3.7
D. Edwards	31	0	519	32	91	.352	0	4	.000	29	38	.763	35	52	87	39	51	2	10	29	18	93	3.0
C. Martin	4	0	19	3	5	.600	3	3	1.000	0	2	.000	1	1	2	2	1	0	1	1	0	9	2.3
GRIZZLIES	82		19880	2772	6483	.428	372	1129	.329	1446	1998	.724	957	2170	3127	1706	1852	14	728	1347	333	7362	89.8
OPPONENT	82		19880	3080	6486	.475	459	1226	.374	1561	2129	.733	1102	2550	3652	1988	1785	9	698	1423	474	8180	99.8

QUICK FACTS

- In the Vancouver Grizzlies' inaugural season, the club finished seventh in the Midwest Division with a 15-67 record.
- Brian Winters** named the franchise's first head coach on June 19, 1995, while former head coach **Lionel Hollins** served as an assistant coach.
- Kevin Pritchard** became the franchise's first player by signing with the Grizzlies on June 1. The club's first draft pick was **Bryant Reeves** from Oklahoma State, taken sixth overall in the 1995 NBA Draft.
- The Grizzlies played their first game on Oct. 13 vs. Portland, falling 104-86 in a preseason contest.
- Blue Edwards** (15 points, 13 rebounds and 11 assists) recorded the first triple-double in franchise history on March 1 vs. Dallas.
- Reeves named to the 1995-96 NBA All-Rookie Second Team, averaging 13.3 points and 7.4 rebounds in 77 games.
- The club dropped a franchise-record 23 consecutive games from Feb. 16-April 2.
- Eric Murdock** finished seventh in the NBA in steals with 1.85 thefts per game.

NBA STATISTICAL RANKINGS

Category	Vancouver		Opponents		Category	Vancouver		Opponents	
Points Per Game	89.8	29th	99.8	15th	Assists Per Game	20.8	25th	24.2	23rd
Field Goal Pct.	.428	27th	.475	22nd	Steals Per Game	8.88	5th	8.51	21st
Free Throw Pct.	.724	22nd	.733	8th	Turnovers Per Game	16.4	20th	17.4	2nd
3-Pt. Field Goal Pct.	.329	28th	.374	21st	Blocks Per Game	4.06	24th	5.78	22nd
Offensive Rebounds Per Game	11.7	22nd	13.4	23rd	Personal Fouls Per Game	22.6	13th	21.8	25th
Defensive Rebounds Per Game	26.5	25th	31.1	27th	Disqualifications	14	6th	9	28th
Rebounds Per Game	38.1	28th	44.5	28th	Points Per Game Differential	-10.0	29th		

SEASON REVIEW



Date	Opponent	Van	Opp	Hm	Rd	Tot	Atten	Grizzlies Top Scorer	Grizzlies Top Rebounder	Opponent Top Scorer
Nov 3	at Portland	W	92	80	0-0	1-0	19,115	Benjamin	29 Benjamin	13 Robinson
Nov 5	MINNESOTA	W	100	98	1-0	1-0	19,193	Scott	18 Gattison	13 Laethier
Nov 7	at Dallas	L	88	99	1-0	1-1	15,325	Benjamin	16 Anthony	6 Mashburn
Nov 8	at San Antonio	L	62	111	1-0	1-2	12,355	King	12 Benjamin	11 Robinson
Nov 10	L.A. CLIPPERS	L	91	98	1-1	1-2	17,345	Anthony	28 Benjamin	11 Sealy
Nov 11	at Seattle	L	81	117	1-1	1-3	17,102	Benjamin	14 Benjamin	8 Kemp
Nov 13	DALLAS	L	89	94	1-2	1-3	17,171	Anthony	19 Gattison	9 Kidd
Nov 16	at L.A. Clippers	L	98	103	1-2	1-4	10,169	Scott	18 Harvey	6 Vaughn
Nov 17	L.A. LAKERS	L	91	114	1-3	1-4	17,193	Anthony	17 King	8 Van Exel
Nov 19	at New York	L	93	98	1-3	1-5	19,763	Anthony	18 Benjamin	8 Harper
Nov 22	at Orlando	L	93	95	1-3	1-6	19,748	Scott	20 Benjamin, King	8 Hardaway
Nov 24	at Charlotte	L	104	116	1-3	1-7	21,000	Benjamin	18 Benjamin	7 Johnson, Rice
Nov 25	at Miami	L	91	111	1-3	1-8	14,293	Benjamin	22 Benjamin	10 Mourning
Nov 28	at Minnesota	L	98	121	1-3	1-9	12,051	Anthony	23 Gattison	9 Three players tied
Nov 30	CHICAGO	L	88	94	1-4	1-9	19,193	Anthony	27 Harvey	8 Jordan
Dec 1	at L.A. Lakers	L	100	113	1-4	1-10	12,426	Anthony, B. Edwards	20 Reeves	9 Ceballos
Dec 3	MILWAUKEE	L	95	109	1-5	1-10	12,145	Anthony, Reeves, Harvey	13 Reeves	8 Baker
Dec 5	at Phoenix	L	108	112	1-5	1-11	19,023	Anthony, B. Edwards	22 Arent, Harvey	8 Finley
Dec 7	DETROIT	L	84	93	1-6	1-11	17,171	Anthony	31 Reeves	6 Houston
Dec 10	TORONTO	L	81	93	1-7	1-11	17,438	B. Edwards	23 Mobley	11 Stoudamire
Dec 13	HOUSTON	L	89	100	1-8	1-11	15,715	B. Edwards	19 Amaya	11 Horry
Dec 15	PORTLAND	W	104	100	1-8	1-11	15,236	Reeves	25 Reeves	17 Strickland
Dec 16	GOLDEN STATE	L	85	116	2-9	1-11	15,539	Moten	16 Reeves	6 Sprewell
Dec 18	at Sacramento	L	85	92	2-9	1-12	17,317	Reeves	23 Amaya	7 Grant
Dec 19	SEATTLE	W	94	93	3-9	1-12	16,701	B. Edwards	22 Reeves	11 Hawkins
Dec 21	at Seattle	L	68	92	3-9	1-13	17,072	Avent	16 Avent	9 Payton
Dec 22	PHOENIX	L	80	101	3-10	1-13	17,636	Reeves	19 Mobley	8 Barkley
Dec 26	at Houston	L	84	100	3-10	1-14	16,285	Murdock	16 Reeves	16 Olajuwon
Dec 28	at Dallas	L	101	103	3-10	1-15	15,502	Anthony, Reeves	18 Avent	15 Jackson
Dec 30	BOSTON	W	103	95	4-10	1-15	19,193	B. Edwards	26 Reeves	13 Radja
Jan 5	PHILADELPHIA	W	103	102	5-10	1-15	16,701	Anthony	32 Avent	14 Ruffin
Jan 7	L.A. CLIPPERS	L	93	101	5-11	1-15	18,089	Anthony	25 Reeves	8 Sealy
Jan 9	at Golden State	L	103	109	5-11	1-16	16,277	Murdock, Gattison	19 Avent	9 Sprewell
Jan 10	DENVER	L	85	91	5-12	1-16	15,416	B. Edwards	20 Reeves	15 Abdul-Rauf
Jan 12	GOLDEN STATE	L	95	104	5-13	1-16	16,277	B. Edwards	20 Reeves, Gattison	6 Sprewell
Jan 13	MIAMI	W	69	65	6-13	1-16	17,521	Anthony	21 Reeves, Avent	7 Mourning, Owens
Jan 18	CLEVELAND	L	90	98	6-14	1-16	16,805	Anthony	27 Reeves	13 Brandon
Jan 20	NEW YORK	W	84	80	7-14	1-16	19,193	Reeves, Anthony	14 Reeves	10 Ewing
Jan 22	at Milwaukee	W	100	92	7-14	2-16	13,488	Reeves	22 Reeves	11 Baker
Jan 24	at Chicago	L	84	104	7-14	2-17	9,311	Reeves	23 B. Edwards	6 Pippen
Jan 25	at Toronto	W	106	101	7-14	3-17	10,311	Reeves	25 Avent	10 Stoudamire
Jan 27	at Washington	L	77	102	7-14	3-18	10,311	Reeves	13 D. Edwards	7 Howard
Jan 29	at Philadelphia	L	92	103	7-14	3-19	8,422	Anthony	18 D. Edwards	7 Stackhouse
Jan 31	at Boston	L	98	131	7-14	3-20	14,725	Reeves, Scott, Murdock	16 Reeves	8 Day
Feb 2	NEW JERSEY	L	84	93	7-15	3-20	16,141	Scott	27 Reeves	10 Gilliam
Feb 5	UTAH	L	83	92	7-16	3-20	15,827	Scott	19 Reeves	14 Malone
Feb 7	at Utah	L	79	102	7-16	3-21	19,911	Murdock	16 Reeves, Avent, Scott	5 Malone
Feb 14	SACRAMENTO	W	93	86	8-16	3-21	11,337	Anthony	21 Reeves	11 Richmond
Feb 16	ATLANTA	L	100	110	8-17	3-21	11,338	Reeves	26 Reeves	11 Blaylock
Feb 18	SEATTLE	L	109	118	8-18	3-21	11,339	B. Edwards	23 Avent	8 Kemp
Feb 19	at Phoenix	L	94	98	8-18	3-22	11,400	Anthony	18 Reeves	7 Finley
Feb 25	SAN ANTONIO	L	84	95	8-19	3-22	11,411	Reeves	22 Reeves	10 Elliott
Feb 28	L.A. LAKERS	L	80	99	8-20	3-22	11,412	Reeves	22 Amaya	11 Ceballos
Mar 1	DALLAS	L	111	119	8-21	3-22	11,413	Reeves	23 B. Edwards	13 McCloud
Mar 2	at Denver	L	82	108	8-21	3-23	11,444	Amaya	14 Reeves	10 Abdul-Rauf
Mar 4	WASHINGTON	L	81	96	8-22	3-23	11,445	Scott	20 Amaya	16 Howard
Mar 5	at Golden State	L	78	110	8-22	3-24	11,446	Amaya	16 Amaya	12 Sprewell
Mar 8	INDIANA	L	80	94	8-23	3-24	11,447	Reeves	12 Amaya	7 Smits
Mar 10	HOUSTON	L	89	95	8-24	3-24	11,448	Reeves	17 Reeves	12 Olajuwon
Mar 11	at Sacramento	L	88	92	8-24	3-25	11,449	Reeves	26 Reeves	12 Richmond
Mar 15	ORLANDO	L	87	92	8-25	3-25	11,500	Murdock	16 Reeves	18 Hardaway
Mar 17	at Minnesota	L	85	90	8-25	3-26	11,511	Reeves	26 Reeves	11 Gugliotta
Mar 19	at New Jersey	L	77	82	8-25	3-27	11,512	Reeves, Wilkins	15 Reeves	10 Bradley
Mar 20	at Atlanta	L	93	98	8-25	3-28	11,513	Reeves	20 Reeves	11 Smith
Mar 22	at Indiana	L	94	111	8-25	3-29	11,514	Reeves	19 Reeves	9 Miller
Mar 24	at Cleveland	L	85	90	8-25	3-30	11,515	King	20 Reeves	12 Ferry
Mar 26	at Detroit	L	75	86	8-25	3-31	11,516	Reeves	22 Amaya	10 Hill
Mar 28	DENVER	L	88	92	8-26	3-31	11,517	Reeves	21 Reeves	11 McDyess
Mar 29	at Utah	L	91	105	8-26	3-32	11,518	B. Edwards	26 Reeves	7 Malone
Mar 31	CHARLOTTE	L	88	121	8-27	3-32	11,519	Reeves	17 Amaya	12 Geiger
Apr 2	at Portland	L	85	101	8-27	3-33	11,520	Anthony	16 Avent	8 C. Robinson
Apr 3	MINNESOTA	W	105	103	9-27	3-33	12,610	Reeves	28 Amaya	10 Rider
Apr 5	at L.A. Lakers	L	94	104	9-27	3-34	12,611	Moten	21 Avent	8 Jones
Apr 7	PHOENIX	L	92	112	9-28	3-34	12,612	Reeves, King	13 Avent	10 Johnson
Apr 9	at Houston	L	84	90	9-28	3-35	12,613	Murdock	19 Avent	10 Olajuwon, Recasner
Apr 10	at San Antonio	L	82	105	9-28	3-36	12,614	Moten	14 Amaya	16 Person
Apr 12	SACRAMENTO	W	99	98	10-28	3-36	13,614	Reeves	20 Amaya	13 Marcellus
Apr 14	PORTLAND	L	79	81	10-29	3-36	13,615	B. Edwards	21 Avent	9 C. Robinson
Apr 16	SAN ANTONIO	L	86	95	10-30	3-36	13,616	King	17 Amaya	7 Elliott
Apr 18	UTAH	L	79	94	10-31	3-36	13,617	King	21 King	14 Malone
Apr 19	at Denver	W	92	78	10-31	4-36	14,617	Wilkins	15 B. Edwards	6 L. Ellis
Apr 21	at L.A. Clippers	W	108	101	10-31	5-36	15,617	B. Edwards	21 Avent	10 Vaughn

INTRO

PLAYERS

EXECUTIVE

BASKETBALL

BUSINESS

MEDIA

COMMUNITY

HISTORY

PLAYOFFS

REVIEW

OPPONENTS

NBA

FEDERATION

AT A GLANCE





MEMPHIS

2

THE
NEW
PRO
PO



ATLANTA HAWKS



EASTERN CONFERENCE SOUTHEAST DIVISION

Home Court: State Farm Arena – 17,044
Office: 1968 Hawks Lane, Brookhaven, GA 30329
Phone: (404) 878-3800 **Website:** hawks.com

Principal Owner & Chair of Board of Directors/NBA Governor: Tony Ressler

Chief Executive Officer: Steve Koonin

General Manager: Landry Fields

Head Coach: Quin Snyder

Assistant Coaches: Bryan Bailey, Mike Brey, Brittini Donaldson, Steve Klei, Igor Kokoskov, Antonio Lang, Sanjay Lumpkin, Ronald Nored, Ryan Schmidt, Ekpe Udoh, Jeff Watkinson

Director of Integrated Health: Ray Chow

Communications: Garin Narain, Jon Steinberg, Billy Hartman

Television: Bally Sports Southeast, Bob Rathbun, Dominique Wilkins

Radio: 92.9 The Game, Steve Holman, Mike Conti

SERIES

Overall: 22-32

Home: 13-13

Road: 9-19

LONGEST STREAKS

	NUMBER	DATES
Overall Win Streak	6	12/10/03 – 4/2/06
Home Win Streak	4	3/16/03 – 4/2/06
Road Win Streak	3	3/29/04 – 11/12/05
Overall Loss Streak	7	2/16/96 – 4/2/99
Home Loss Streak	3 (2x)	2/9/10 – 12/8/12
Road Loss Streak	8	3/20/96 – 4/5/03

LARGEST MARGINS

	DATE	MARGIN
Biggest Win	3/2/20	39
Worst Loss	11/26/21	32

2023-24 SCHEDULE

12/23/23

@ ATL

3/8/24

@ MEM

2022-23 SEASON SERIES STATISTICS

MEMPHIS VS. ATLANTA

PLAYER	G-GS	MIN	FG-FGA	PCT	3FG-FGA	PCT	FT-FTA	PCT	OFF	DEF	TOT	AST	PF-QD	STL	TO	BLK	PTS	AVG	HI
Morant	1-1	29	9-17	.529	0-3	.000	9-11	.818	0	3	3	6	3-0	1	1	0	27	27.0	27
Bane	1-1	34	11-18	.611	3-6	.500	0-0	---	1	2	3	5	3-0	0	2	0	25	25.0	25
Jones	2-1	48	13-22	.591	6-10	.600	3-5	.600	1	2	3	16	0-0	3	3	0	35	17.5	22
Jackson	2-2	58	12-21	.571	2-6	.333	4-4	1.000	1	14	15	2	5-0	3	6	13	30	15.0	15
Kennard (TOT)	2-1	44	9-17	.529	7-12	.583	0-0	---	2	8	10	2	3-0	2	3	0	25	12.5	14
Kennard (MEM)	1-0	23	5-10	.500	4-9	.444	0-0	---	2	5	7	2	1-0	1	1	0	14	14.0	14
Tillman	2-1	51	12-16	.750	0-0	---	1-2	.500	3	9	12	3	2-0	4	0	3	25	12.5	15
Brooks	2-2	52	8-15	.533	7-10	.700	1-1	1.000	0	7	7	9	9-1	0	8	0	24	12.0	18
Clarke	1-1	23	5-5	1.000	0-0	---	1-2	.500	1	5	6	2	4-0	1	2	1	11	11.0	11
Roddy	2-0	34	7-15	.467	1-6	.167	2-3	.667	0	4	4	1	4-0	0	1	0	17	8.5	11
Aldama	2-0	39	4-11	.364	2-8	.250	6-7	.857	0	9	9	3	3-0	0	1	0	16	8.0	16
Chandler	1-0	23	4-5	.800	0-1	.000	0-0	---	0	6	6	7	0-0	1	4	1	8	8.0	8
Konchar	2-1	36	5-8	.625	1-2	.500	0-0	---	1	7	8	5	4-0	1	1	0	11	5.5	9
Lofton	1-0	4	2-2	1.000	0-0	---	0-0	---	0	1	1	1	0-0	0	0	0	4	4.0	4
Z. Williams	1-0	21	1-7	.143	0-4	.000	2-2	1.000	0	3	3	2	1-0	1	3	1	4	4.0	4
LaRavia	1-0	4	0-0	---	0-0	---	0-0	---	1	0	1	0	0-0	0	0	0	0	0.0	0
GRIZZLIES	2	480	98-172	.570	26-65	.400	29-37	.784	11	77	88	64	39-1	16	34	19	251	125.5	128

ATLANTA VS. MEMPHIS

PLAYER	G-GS	MIN	FG-FGA	PCT	3FG-FGA	PCT	FT-FTA	PCT	OFF	DEF	TOT	AST	PF-QD	STL	TO	BLK	PTS	AVG	HI
Young	1-1	35	7-14	.500	3-5	.600	11-12	.917	0	2	2	10	1-0	0	4	0	28	28.0	28
Hunter	2-2	53	15-36	.417	3-13	.231	3-3	1.000	2	4	6	2	3-0	3	4	0	36	18.0	19
Capela	1-1	29	8-11	.727	0-0	---	2-2	1.000	6	10	16	1	2-0	1	1	4	18	18.0	18
Bey (TOT)	3-0	80	13-37	.351	2-14	.143	15-19	.789	2	9	11	11	7-0	1	3	0	43	14.3	24
Bey (ATL)	1-0	18	4-11	.364	0-4	.000	1-1	1.000	0	3	3	1	1-0	0	1	0	9	9.0	9
Johnson	1-1	29	4-9	.444	2-5	.400	4-5	.800	3	6	9	3	1-0	1	4	0	14	14.0	14
Kaminsky	1-0	20	4-9	.444	3-7	.429	2-2	1.000	1	2	3	2	1-0	1	1	0	13	13.0	13
Murray	1-1	38	3-11	.273	1-5	.200	6-8	.750	0	2	2	9	0-0	0	2	0	13	13.0	13
Bogdanovic	1-0	22	4-9	.444	2-7	.286	0-0	---	1	1	2	2	1-0	1	0	0	10	10.0	10
Okongwu	2-1	48	8-14	.571	0-0	---	3-5	.600	11	6	17	1	6-0	2	2	2	19	9.5	13
Collins	1-1	30	4-11	.364	0-1	.000	1-2	.500	2	8	10	1	4-0	0	1	0	9	9.0	9
Griffin	2-1	38	6-17	.353	2-6	.333	1-2	.500	2	2	4	2	2-0	1	2	0	15	7.5	13
A. Holiday	2-0	33	5-13	.385	1-4	.250	4-4	1.000	2	1	3	6	4-0	4	0	0	15	7.5	15
Culver	1-0	13	3-9	.333	0-2	.000	1-2	.500	2	2	4	1	1-0	0	0	0	7	7.0	7
J. Holiday	1-0	19	2-7	.286	2-6	.333	0-0	---	0	0	0	1	1-0	0	0	0	6	6.0	6
Fernando (TOT)	1-1	12	2-3	.667	0-0	---	0-0	---	2	2	4	2	3-0	1	1	0	4	4.0	4
Forrest	1-1	29	2-9	.222	0-0	---	0-0	---	1	2	3	4	2-0	2	3	0	4	4.0	4
Krejci	1-0	16	2-5	.400	0-1	.000	0-0	---	1	2	3	1	2-0	1	0	0	4	4.0	4
Mathews (TOT)	1-0	13	1-2	.500	1-2	.500	0-0	---	0	1	1	0	1-0	0	0	0	3	3.0	3
Martin	1-0	12	1-7	.143	0-2	.000	0-0	---	0	0	0	0	0-0	0	0	0	2	2.0	2
HAWKS	2	480	82-202	.406	19-68	.279	39-48	.813	34	53	87	47	32-0	17	26	6	222	111.0	119

OPPONENTS



ALL-TIME SERIES

DATE	@	W/L	GRIZZ	OPP
2/16/96		L	100	110
3/20/96	@	L	93	98
1995-96 SEASON: 0-2 H: 0-1 A: 0-1				
11/26/96	@	L	80	101
1/31/97		L	76	87
1996-97 SEASON: 0-2 H: 0-1 A: 0-1				
2/20/98	@	L	92	115
3/1/98		L	76	101
1997-98 SEASON: 0-2 H: 0-1 A: 0-1				
4/2/99	@	L	81	84
1998-99 SEASON: 0-1 H: 0-0 A: 0-1				
11/10/99 *		W	102	97
3/11/00	@	L	86	91
1999-00 SEASON: 1-1 H: 1-0 A: 0-1				
11/6/00		W	97	87
3/13/01	@	L	99	109
2000-01 SEASON: 1-1 H: 1-0 A: 0-1				
1/4/02		L	109	113
3/4/02	@	L	76	95
2001-02 SEASON: 0-2 H: 0-1 A: 0-1				
3/16/03		W	124	92
4/5/03	@	L	91	97
2002-03 SEASON: 1-1 H: 1-0 A: 0-1				
12/10/03		W	103	90
3/29/04 **	@	W	136	133
2003-04 SEASON: 2-0 H: 1-0 A: 1-0				
12/8/04	@	W	97	89
1/29/05		W	84	83
2004-05 SEASON: 2-0 H: 1-0 A: 1-0				
11/12/05	@	W	85	84
4/2/06		W	98	87
2005-06 SEASON: 2-0 H: 1-0 A: 1-0				
12/15/06		L	88	97
3/9/07	@	L	105	106
2006-07 SEASON: 0-2 H: 0-1 A: 0-1				
12/8/07	@	L	78	86
3/31/08		L	99	116
2007-08 SEASON: 0-2 H: 0-1 A: 0-1				
12/3/08	@	L	95	105
4/15/09		W	98	90
2008-09 SEASON: 1-1 H: 1-0 A: 0-1				
12/16/09	@	L	97	110
2/9/10		L	94	108
2009-10 SEASON: 0-2 H: 0-1 A: 0-1				

DATE	@	W/L	GRIZZ	OPP
10/27/10		L	104	119
12/1/10	@	L	109	112
2010-11 SEASON: 0-2 H: 0-1 A: 0-1				
2/2/12	@	W	96	77
2011-12 SEASON: 1-0 H: 0-0 A: 1-0				
12/8/12		L	83	93
2/6/13	@	L	92	103
2012-13 SEASON: 0-2 H: 0-1 A: 0-1				
1/12/14		W	108	101
2/8/14	@	W	79	76
2013-14 SEASON: 2-0 H: 1-0 A: 1-0				
1/7/15	@	L	86	96
2/8/15		W	94	88
2014-15 SEASON: 1-1 H: 1-0 A: 0-1				
11/27/15		L	101	116
3/12/16	@	L	83	95
2015-16 SEASON: 0-2 H: 0-1 A: 0-1				
3/11/17		L	90	107
3/16/17	@	W	103	91
2016-17 SEASON: 1-1 H: 0-1 A: 1-0				
12/15/17		W	96	94
2/6/18	@	L	82	108
2017-18 SEASON: 1-1 H: 1-0 A: 0-1				
10/19/18		W	131	117
3/13/19	@	L	111	132
2018-19 SEASON: 1-1 H: 1-0 A: 0-1				
3/2/20	@	W	127	88
3/7/20		W	118	101
2019-20 SEASON: 2-0 H: 1-0 A: 1-0				
12/26/20		L	112	122
4/7/21	@	W	131	113
2020-21 SEASON: 1-1 H: 0-1 A: 1-0				
11/26/21		L	100	132
3/18/22	@	L	105	120
2021-22 SEASON: 0-2 H: 0-1 A: 0-1				
12/12/22		W	128	103
3/26/23	@	W	123	119
2022-23 SEASON: 2-0 H: 1-0 A: 1-0				

* OT | ** 2OT | *** 3OT

INTRO

PLAYERS

EXECUTIVE

BASKETBALL
OPSBUSINESS
OPS

MEDIA

COMMUNITY

HISTORY

PLAYOFFS

REVIEW

OPPONENTS

NBA

FEDERFORUM

AT A GLANCE



BOSTON CELTICS



EASTERN CONFERENCE ATLANTIC DIVISION

Home Court: TD Garden – 19,156

Office: 226 Causeway Street, 4th Floor, Boston,
MA 02114

Phone: (617) 854-8000 **Website:** celtics.com

Managing Partner, Governor and CEO: Wyc Grousbeck

President: Rich Gotham

President of Basketball Operations: Brad Stephens

Head Coach: Joe Mazzulla

Assistant Coaches: Charles Lee, Sam Cassell, Tony Dobbins, Amile Jefferson,
Matt Reynolds, D.J. MacLeay

Director of Performance: Art Horne

Communications: Christian Megliola, Jeff Twiss, Taylor Kielpinski-Rogers,
Brian Olive, Heather Ward, Caroline Weber

Television: NBC Sports Boston, Mike Gorman, Brian Scalabrine, Abby Chin

Radio: 98.5 The Sports Hub (98.5 FM), Sean Grande, Cedric Maxwell

SERIES

Overall: 19-35

Home: 10-17

Road: 9-18

LONGEST STREAKS

	NUMBER	DATES
Overall Win Streak	5	1/2/13 – 11/21/14
Home Win Streak	4	3/23/13 – 1/10/16
Road Win Streak	2 (3x)	1/2/13 – 11/27/13
Overall Loss Streak	10	3/9/16 – 12/30/20
Home Loss Streak	5	1/5/07 – 11/13/10
Road Loss Streak	9	3/11/15 – 2/12/23

LARGEST MARGINS

	DATE	MARGIN
Biggest Win	3/10/10	20
Worst Loss	1/31/96	33

2023-24 SCHEDULE

11/19/23 @ MEM

2/4/24 @ BOS

2022-23 SEASON SERIES STATISTICS

MEMPHIS VS. BOSTON

PLAYER	G-GS	MIN	FG-FGA	PCT	3FG-FGA	PCT	FT-FTA	PCT	OFF	DEF	TOT	AST	PF-DQ	STL	TO	BLK	PTS	AVG	HI
Morant	2-2	69	19-42	.452	5-16	.313	12-20	.600	0	14	14	16	5-0	2	5	1	55	27.5	30
Bane	2-2	69	14-29	.483	5-13	.385	4-4	1.000	1	10	11	12	5-0	1	3	2	37	18.5	19
Jackson	1-1	20	6-9	.667	2-2	1.000	1-2	.500	1	6	7	3	6-1	1	3	0	15	15.0	15
Brooks	2-2	68	10-29	.345	3-11	.273	1-2	.500	0	9	9	8	9-1	2	1	2	24	12.0	13
Clarke	2-1	54	12-16	.750	0-2	.000	0-3	.000	1	9	10	1	4-0	0	2	0	24	12.0	14
Aldama	2-1	46	5-18	.278	4-15	.267	3-3	1.000	1	7	8	1	3-0	1	2	2	17	8.5	9
Konchar	2-0	31	5-9	.556	5-8	.625	0-0	---	3	4	7	1	3-0	0	2	1	15	7.5	12
LaRavia	1-0	25	2-4	.500	2-4	.500	0-0	---	0	3	3	1	2-0	1	1	0	6	6.0	6
Kennard (TOT)	3-0	65	6-13	.462	3-7	.429	1-1	1.000	0	3	3	3	8-0	2	1	0	16	5.3	12
Kennard (MEM)	1-0	22	1-4	.250	1-2	.500	1-1	1.000	0	2	2	1	3-0	0	0	0	4	4.0	4
Jones	2-0	29	5-9	.556	0-4	.000	0-0	---	0	1	1	4	0-0	0	0	0	10	5.0	6
Tillman	2-1	42	4-5	.800	0-1	.000	0-0	---	2	3	5	3	5-0	0	0	1	8	4.0	6
Roddy	1-0	5	0-1	.000	0-0	---	0-0	---	2	0	2	0	0-0	0	0	0	0	0.0	0
GRIZZLIES	2	480	83-175	.474	27-78	.346	22-35	.629	11	68	79	51	45-2	8	19	9	215	107.5	109

BOSTON VS. MEMPHIS

PLAYER	G-GS	MIN	FG-FGA	PCT	3FG-FGA	PCT	FT-FTA	PCT	OFF	DEF	TOT	AST	PF-DQ	STL	TO	BLK	PTS	AVG	HI
Tatum	2-2	78	15-41	.366	4-19	.211	21-28	.750	0	10	10	5	2-0	2	5	4	55	27.5	39
Brown	1-1	38	8-20	.400	1-6	.167	4-5	.800	0	9	9	2	4-0	1	7	0	21	21.0	21
Horford	2-2	62	11-16	.688	7-10	.700	2-2	1.000	1	14	15	7	4-0	1	1	3	31	15.5	16
Smart	1-1	36	6-11	.545	2-6	.333	1-3	.333	0	7	7	12	4-0	0	2	0	15	15.0	15
White	2-1	58	10-25	.400	4-11	.364	3-4	.750	2	3	5	11	2-0	1	3	1	27	13.5	23
Hauser	2-1	42	8-14	.571	7-13	.538	2-2	1.000	0	1	1	1	4-0	2	1	0	25	12.5	20
Pritchard	1-0	18	4-7	.571	4-7	.571	0-0	---	0	1	1	3	0-0	0	0	0	12	12.0	12
R. Williams	1-1	32	5-9	.556	0-1	.000	0-0	---	5	11	16	3	3-0	1	0	0	10	10.0	10
Brogdon	1-0	19	3-12	.250	2-7	.286	0-0	---	3	7	10	4	0-0	0	1	0	8	8.0	8
G. Williams	2-1	64	2-6	.333	0-3	.000	8-10	.800	5	9	14	5	5-0	1	3	1	12	6.0	10
Muscala (TOT)	4-0	48	7-15	.467	3-11	.273	0-0	---	2	8	10	3	5-0	1	1	1	17	4.3	10
Muscala (BOS)	1-0	17	4-7	.571	2-5	.400	0-0	---	1	4	5	0	2-0	0	1	0	10	10.0	10
Kornet	1-0	7	1-2	.500	0-0	---	0-0	---	3	1	4	0	1-0	1	0	0	2	2.0	2
Vonleh	1-0	8	0-0	---	0-0	---	0-0	---	1	1	2	1	2-0	0	1	0	0	0.0	0
CELTICS	2	480	77-170	.453	33-88	.375	41-54	.759	21	78	99	54	33-0	10	26	9	228	114.0	119



ALL-TIME SERIES

DATE	@	W/L	GRIZZ	OPP
12/30/95		W	103	95
1/31/96	@	L	98	131
1995-96 SEASON: 1-1 H: 1-0 A: 0-1				
2/2/97	@	W	102	92
2/14/97		W	109	106
1996-97 SEASON: 2-0 H: 1-0 A: 1-0				
1/15/98	@	L	93	97
2/18/98		L	105	114
1997-98 SEASON: 0-2 H: 0-1 A: 0-1				
2/17/99	***	L	129	131
1998-99 SEASON: 0-1 H: 0-1 A: 0-0				
1/10/00	@	W	112	103
2/24/00		L	77	101
1999-00 SEASON: 1-1 H: 0-1 A: 1-0				
11/26/00	@	W	98	87
2/13/01		W	99	98
2000-01 SEASON: 2-0 H: 1-0 A: 1-0				
12/23/01	@	L	80	85
3/15/02		L	97	103
2001-02 SEASON: 0-2 H: 0-1 A: 0-1				
12/31/02	@	L	89	96
3/3/03		L	110	111
2002-03 SEASON: 0-2 H: 0-1 A: 0-1				
10/31/03		L	91	93
12/1/03	@	W	96	89
2003-04 SEASON: 1-1 H: 0-1 A: 1-0				
12/29/04		W	117	109
2/16/05	@	L	88	90
2004-05 SEASON: 1-1 H: 1-0 A: 0-1				
11/9/05	@	L	98	99
3/14/06		W	93	76
2005-06 SEASON: 1-1 H: 1-0 A: 0-1				
12/6/06	@	W	98	96
1/5/07		L	119	128
2006-07 SEASON: 1-1 H: 0-1 A: 1-0				
1/4/08	@	L	96	100
3/8/08		L	89	119
2007-08 SEASON: 0-2 H: 0-1 A: 0-1				
3/13/09	@	L	92	102
3/21/09		L	87	105
2008-09 SEASON: 0-2 H: 0-1 A: 0-1				

DATE	@	W/L	GRIZZ	OPP
12/14/09		L	105	110
3/10/10	@	W	111	91
2009-10 SEASON: 1-1 H: 0-1 A: 1-0				
11/13/10	*	L	110	116
3/23/11	@	W	90	87
2010-11 SEASON: 1-1 H: 0-1 A: 1-0				
2/5/12	@	L	80	98
2011-12 SEASON: 0-1 H: 0-0 A: 0-1				
1/2/13	@	W	93	83
3/23/13		W	110	106
2012-13 SEASON: 2-0 H: 1-0 A: 1-0				
11/4/13		W	95	88
11/27/13	@	W	100	93
2013-14 SEASON: 2-0 H: 1-0 A: 1-0				
11/21/14		W	117	100
3/11/15	@	L	92	95
2014-15 SEASON: 1-1 H: 1-0 A: 0-1				
1/10/16		W	101	98
3/9/16	@	L	96	116
2015-16 SEASON: 1-1 H: 1-0 A: 0-1				
12/20/16	*	L	109	112
12/27/16	@	L	103	113
2016-17 SEASON: 0-2 H: 0-1 A: 0-1				
12/16/17		L	93	102
2/26/18	@	L	98	109
2017-18 SEASON: 0-2 H: 0-1 A: 0-1				
12/29/18		L	103	112
1/18/19	@	L	116	122
2018-19 SEASON: 0-2 H: 0-1 A: 0-1				
1/22/20	@	L	95	119
8/11/20		L	107	122
2019-20 SEASON: 0-2 H: 0-1 A: 0-1				
12/30/20	@	L	107	126
3/22/21	*	W	132	126
2020-21 SEASON: 1-1 H: 1-0 A: 0-1				
3/3/22	@	L	107	120
4/10/22		L	110	139
2021-22 SEASON: 0-2 H: 0-1 A: 0-1				
11/7/22		L	106	109
2/12/23	@	L	109	119
2022-23 SEASON: 0-2 H: 0-1 A: 0-1				

* OT | ** 2OT | *** 3OT

INTRO

PLAYERS

EXECUTIVE

BASKETBALL
OPS

BUSINESS
OPS

MEDIA

COMMUNITY

HISTORY

PLAYOFFS

REVIEW

OPPONENTS

NBA

FEDERATION

AT A GLANCE



BROOKLYN NETS



EASTERN CONFERENCE ATLANTIC DIVISION

Home Court: Barclays Center – 17,732
Office: 168 39th Street, 7th Floor, Brooklyn, NY 11232
Phone: (718) 933-3000 **Website:** brooklynnets.com

Governor: Joe Tsai

Alternate Governor & General Manager: Sean Marks

Head Coach: Jacques Vaughn

Assistant Coaches: Kevin Ollie, Will Weaver, Jay Hernandez, Adam Caporn,
Trevor Hendry, Ryan Forehan-Kelly, Ronnie Burrell, Corey Vinson

Director of Sports Medicine: Les Gellis

Public Relations: Aaron Harris, Eli Pearlstein, Megan Walsh, Daniel Loftus

Television: YES Network, Ian Eagle, Ryan Ruocco, Sarah Kustok,
Richard Jefferson, Meghan Triplett

Radio: WFAN (660 AM/101.9 FM), Chris Carrino, Tim Capstraw

SERIES

Overall: 29-24

Home: 15-11

Road: 14-13

LONGEST STREAKS

	NUMBER	DATES
Overall Win Streak	6	10/27/19 – 3/23/22
Home Win Streak	4 (2x)	10/27/19 – 10/24/22
Road Win Streak	4	11/30/18 – 1/3/22
Overall Loss Streak	6	2/2/96 – 2/24/98
Home Loss Streak	3 (2x)	3/6/17 – 1/4/19
Road Loss Streak	3 (2x)	3/20/01 – 3/22/03

LARGEST MARGINS

	DATE	MARGIN
Biggest Win	12/13/03	47
Worst Loss	1/2/02	18

2023-24 SCHEDULE

2/26/24	@ MEM
3/4/24	@ BKN

2022-23 SEASON SERIES STATISTICS

MEMPHIS VS. BROOKLYN

PLAYER	G-GS	MIN	FG-FGA	PCT	3FG-FGA	PCT	FT-FTA	PCT	OFF	DEF	TOT	AST	PF-QD	STL	TO	BLK	PTS	AVG	HI
Bane	1-1	32	14-21	.667	8-11	.727	2-3	.667	0	1	1	7	5-0	1	1	1	38	38.0	38
Morant	1-1	34	12-22	.545	4-6	.667	10-11	.909	2	6	8	7	1-0	2	2	0	38	38.0	38
Brooks	2-2	58	15-43	.349	3-16	.188	2-4	.500	4	1	5	5	3-0	4	2	0	35	17.5	31
Aldama	2-2	54	8-15	.533	3-8	.375	6-7	.857	2	5	7	1	2-0	2	0	1	25	12.5	17
Adams	2-2	60	10-15	.667	0-0	---	4-14	.286	8	15	23	4	4-0	4	5	1	24	12.0	15
Konchar	2-1	59	6-14	.429	4-10	.400	7-8	.875	3	10	13	7	4-0	4	1	0	23	11.5	16
Jones	2-1	59	9-20	.450	2-3	.667	1-3	.333	2	4	6	7	2-0	0	3	0	21	10.5	13
Clarke	2-0	33	5-9	.556	0-0	---	5-6	.833	1	4	5	3	4-0	0	2	0	15	7.5	13
Chandler	1-0	14	2-5	.400	0-1	.000	2-3	.667	0	3	3	3	1-0	1	0	0	6	6.0	6
LaRavia	2-0	40	4-14	.286	3-9	.333	0-0	---	2	4	6	3	3-0	1	2	0	11	5.5	11
Roddy	2-0	32	3-13	.231	1-7	.143	2-2	1.000	1	4	5	2	5-0	0	0	0	9	4.5	9
Tillman	1-0	3	1-1	1.000	0-0	---	0-1	.000	0	0	0	0	0-0	1	0	0	2	2.0	2
V. Williams	1-0	3	1-1	1.000	0-0	---	0-0	---	0	0	0	0	0-0	0	0	0	2	2.0	2
GRIZZLIES	2	480	90-193	.466	28-71	.394	41-62	.661	25	57	82	49	34-0	20	19	3	249	124.5	134

BROOKLYN VS. MEMPHIS

PLAYER	G-GS	MIN	FG-FGA	PCT	3FG-FGA	PCT	FT-FTA	PCT	OFF	DEF	TOT	AST	PF-QD	STL	TO	BLK	PTS	AVG	HI
Durant	2-2	75	23-36	.639	1-6	.167	16-17	.941	1	11	12	11	7-0	1	5	1	63	31.5	37
Irving	2-2	65	19-36	.528	4-11	.364	9-10	.900	2	11	13	5	6-0	3	7	3	51	25.5	37
Claxton	1-1	33	7-10	.700	0-0	---	2-2	1.000	2	5	7	0	4-0	0	0	2	16	16.0	16
Simmons	2-2	63	13-18	.722	0-1	.000	3-6	.500	1	10	11	13	9-1	2	10	0	29	14.5	22
Harris	2-1	51	7-16	.438	6-13	.462	1-2	.500	2	5	7	5	9-0	1	0	2	21	10.5	13
Curry	1-0	25	5-10	.500	0-4	.000	0-0	---	2	3	5	5	0-0	0	1	1	10	10.0	10
O'Neale	2-2	67	7-18	.389	6-13	.462	0-0	---	1	7	8	12	7-0	1	1	3	20	10.0	12
Morris	1-0	17	3-5	.600	2-4	.500	0-0	---	2	5	7	1	2-0	1	0	0	8	8.0	8
Watsonabe	2-0	31	6-10	.600	4-7	.571	0-0	---	0	3	3	3	3-0	0	1	0	16	8.0	16
Mills	2-0	26	4-6	.667	2-4	.500	0-0	---	1	1	2	3	0-0	0	1	0	10	5.0	6
Sharpe	2-0	17	3-4	.750	0-0	---	1-2	.500	0	4	4	1	5-0	0	1	0	7	3.5	5
Duke	1-0	2	0-0	---	0-0	---	0-0	---	0	0	0	0	2-0	0	0	0	0	0.0	0
Edwards	1-0	2	0-0	---	0-0	---	0-0	---	0	0	0	0	0-0	0	1	0	0	0.0	0
Summer	1-0	3	0-0	---	0-0	---	0-0	---	0	0	0	1	0-0	0	1	0	0	0.0	0
Thomas	1-0	4	0-1	.000	0-0	---	0-2	.000	0	1	1	0	1-0	0	0	0	0	0.0	0
NETS	2	480	97-170	.571	25-63	.397	32-41	.780	14	66	80	60	55-1	9	30	12	251	125.5	127



ALL-TIME SERIES

DATE	@	W/L	GRIZZ	OPP
12/2/96		L	84	93
3/19/96	@	L	77	82
1995-96 SEASON: 0-2 H: 0-1 A: 0-1				
2/4/97	@	L	105	111
3/6/97		L	96	102
1996-97 SEASON: 0-2 H: 0-1 A: 0-1				
1/31/98		L	106	116
2/24/98	@	L	101	110
1997-98 SEASON: 0-2 H: 0-1 A: 0-1				
NO GAMES				
1998-99 SEASON: 0-0 H: 0-0 A: 0-0				
1/7/00	@	W	101	91
1/27/00		W	108	106
1999-00 SEASON: 2-0 H: 1-0 A: 1-0				
1/29/01		W	97	86
3/20/01	@	L	90	104
2000-01 SEASON: 1-1 H: 1-0 A: 0-1				
1/2/02	@	L	74	92
3/17/02		L	76	87
2001-02 SEASON: 0-2 H: 0-1 A: 0-1				
2/12/03		W	97	90
3/22/03	@	L	99	107
2002-03 SEASON: 1-1 H: 1-0 A: 0-1				
12/3/03	@	W	96	93
12/13/03		W	110	63
2003-04 SEASON: 2-0 H: 1-0 A: 1-0				
12/17/04		W	89	84
3/24/05	@	W	105	96
2004-05 SEASON: 2-0 H: 1-0 A: 1-0				
1/13/06		W	81	69
3/29/06	@	L	74	86
2005-06 SEASON: 1-1 H: 1-0 A: 0-1				
12/11/06	@	L	92	105
3/12/07		L	102	113
2006-07 SEASON: 0-2 H: 0-1 A: 0-1				
11/27/07	@	W	110	103
3/5/08		W	100	93
2007-08 SEASON: 2-0 H: 1-0 A: 1-0				
1/7/09	@	L	89	100
1/24/09		L	88	99
2008-09 SEASON: 0-2 H: 0-1 A: 0-1				

DATE	@	W/L	GRIZZ	OPP
2/21/10	@	W	104	94
3/8/10		W	107	101
2009-10 SEASON: 2-0 H: 1-0 A: 1-0				
12/21/10		L	94	101
1/26/11	@	L	88	93
2010-11 SEASON: 0-2 H: 0-1 A: 0-1				
2/15/12	@	W	105	100
2011-12 SEASON: 1-0 H: 0-0 A: 1-0				
1/25/13		W	101	77
2/24/13	@	W	76	72
2012-13 SEASON: 2-0 H: 1-0 A: 1-0				
11/30/13		L	88	97
3/5/14	@	L	94	103
2013-14 SEASON: 0-2 H: 0-1 A: 0-1				
1/14/15	@	W	103	92
2/10/15		W	95	86
2014-15 SEASON: 2-0 H: 1-0 A: 1-0				
10/31/15		W	101	91
2/10/16	@	W	109	90
2015-16 SEASON: 2-0 H: 1-0 A: 1-0				
2/13/17	@	W	112	103
3/6/17		L	109	122
2016-17 SEASON: 1-1 H: 0-1 A: 1-0				
11/26/17		L	88	98
3/19/18	@	L	115	118
2017-18 SEASON: 0-2 H: 0-1 A: 0-1				
11/30/18 **	@	W	131	125
1/4/19		L	100	109
2018-19 SEASON: 1-1 H: 0-1 A: 1-0				
10/27/19 *		W	134	133
3/4/20	@	W	118	79
2019-20 SEASON: 2-0 H: 1-0 A: 1-0				
12/28/20 *	@	W	116	111
1/8/21		W	115	110
2020-21 SEASON: 2-0 H: 1-0 A: 1-0				
1/3/22	@	W	118	104
3/23/22		W	132	120
2021-22 SEASON: 2-0 H: 1-0 A: 1-0				
10/24/22		W	134	124
11/20/22	@	L	115	127
2022-23 SEASON: 1-1 H: 1-0 A: 0-1				

* OT | ** 2OT | *** 3OT

INTRO

PLAYERS

EXECUTIVE

BASKETBALL
OPS

BUSINESS
OPS

MEDIA

COMMUNITY

HISTORY

PLAYOFFS

REVIEW

OPPONENTS

NBA

FEDERATION

AT A GLANCE



CHARLOTTE HORNETS



EASTERN CONFERENCE SOUTHEAST DIVISION

Home Court: Spectrum Center – 19,077
Office: 333 E. Trade St., Charlotte, NC 28202
Phone: (704) 688-9000
Website: hornets.com

Co-Chairman & Governor: Rick Schnall

Co-Chairman & Alternate Governor: Gabe Plotkin

Alternate Governor: Michael Jordan

President of Basketball Operations & GM: Mitch Kupchak

Head Coach: Steve Clifford

Assistant Coaches: Tyrone Corbin, Bob Beyer, Marlon Garnett, Mike Wells, Rex Walters, Nick Friedman, Norman Richardson, Bruce Kreutzer

Director of Healthcare & Sports Performance: Joe Sharpe

Communications: Mike Cristaldi, Brian Travis, Jack Brandsgard, Josh Rosen

Television: Bally Sports Southeast, Eric Collins, Dell Curry, Ashley ShahAhmadi

Radio: WFNZ (92.7 FM), Sam Farber

SERIES

Overall: 24-25

Home: 12-12

Road: 12-13

LONGEST STREAKS

	NUMBER	DATES
Overall Win Streak	7	2/17/02 – 3/10/07
Home Win Streak	4 (2x)	12/15/10 – 12/12/14
Road Win Streak	4 (2x)	12/29/19 – 11/4/22
Overall Loss Streak	8	11/24/95 – 12/3/99
Home Loss Streak	4 (2x)	12/11/15 – 1/23/19
Road Loss Streak	5	11/24/95 – 3/14/01

LARGEST MARGINS

	DATE	MARGIN
Biggest Win	12/15/10	33
Worst Loss	3/22/18	61

2023-24 SCHEDULE

2/10/24	@ CHA
3/13/24	@ MEM

2022-23 SEASON SERIES STATISTICS

MEMPHIS VS. CHARLOTTE

PLAYER	G-GS	MIN	FG-FGA	PCT	3FG-FGA	PCT	FT-FTA	PCT	OFF	DEF	TOT	AST	PF-QD	STL	TO	BLK	PTS	AVG	HI
Brooks	2-2	48	14-22	.636	7-11	.636	6-7	.857	1	5	6	4	6-0	1	3	1	41	20.5	23
Bane	2-2	50	16-32	.500	5-13	.385	1-2	.500	1	16	17	6	6-0	1	5	0	38	19.0	19
Morant	2-2	52	12-29	.414	3-8	.375	8-10	.800	0	5	5	19	1-0	2	6	0	35	17.5	23
Jackson	1-1	24	6-10	.600	1-3	.333	4-5	.800	1	7	8	1	3-0	0	1	3	17	17.0	17
Clarke	1-0	16	4-7	.571	0-0	---	5-5	1.000	1	1	2	2	3-0	0	1	3	13	13.0	13
Adams	2-2	49	9-17	.529	0-0	---	4-9	.444	15	19	34	6	3-0	3	4	4	22	11.0	13
Aldama	2-1	41	8-15	.533	2-8	.250	2-2	1.000	1	7	8	3	3-0	1	2	3	20	10.0	12
Roddy	2-0	47	7-12	.583	2-6	.333	4-6	.667	1	4	5	1	3-0	0	1	1	20	10.0	11
Jones	2-0	29	7-15	.467	2-8	.250	3-3	1.000	0	2	2	7	0-0	1	0	0	19	9.5	11
Tillman	2-0	31	6-11	.545	0-1	.000	0-0	---	2	5	7	3	1-0	2	1	1	12	6.0	10
Konchar	2-0	40	4-5	.800	2-3	.667	0-0	---	1	5	6	3	2-0	2	1	1	10	5.0	8
Z. Williams	1-0	7	1-5	.200	1-1	1.000	2-2	1.000	3	3	6	0	3-0	0	4	0	5	5.0	5
LaRavia	1-0	19	1-4	.250	0-2	.000	2-2	1.000	1	8	9	0	0-0	0	1	0	4	4.0	4
Chandler	2-0	17	2-7	.286	0-1	.000	1-2	.500	1	3	4	5	0-0	2	2	0	5	2.5	3
V. Williams	2-0	11	0-1	.000	0-1	.000	0-0	---	0	0	0	2	2-0	1	0	1	0	0.0	0
GRIZZLIES	2	480	92-203	.453	20-71	.282	29-48	.604	36	78	114	58	44-3	25	33	16	233	116.5	125

CHARLOTTE VS. MEMPHIS

PLAYER	G-GS	MIN	FG-FGA	PCT	3FG-FGA	PCT	FT-FTA	PCT	OFF	DEF	TOT	AST	PF-QD	STL	TO	BLK	PTS	AVG	HI
La. Ball	1-1	35	7-23	.304	4-13	.308	5-5	1.000	1	3	4	12	2-0	1	1	0	23	23.0	23
Rozier	1-1	29	7-18	.389	3-9	.333	4-4	1.000	2	1	3	4	4-0	2	1	0	21	21.0	21
Oubre	1-1	25	5-12	.417	2-5	.400	5-6	.833	0	1	1	1	3-0	2	2	0	17	17.0	17
Washington	2-2	62	8-29	.276	3-14	.214	6-8	.750	3	2	5	2	4-0	1	2	3	25	12.5	15
McDaniels	2-2	49	7-16	.438	1-9	.111	5-6	.833	0	8	8	2	3-0	3	5	2	20	10.0	16
McGowens	2-0	22	4-7	.571	1-2	.500	6-7	.857	0	1	1	1	1-0	1	2	0	15	7.5	12
Smith	2-1	51	6-15	.400	1-3	.333	2-4	.500	0	5	5	8	3-0	4	5	1	15	7.5	8
Bouknight	2-0	32	7-10	.700	0-0	---	0-0	---	2	2	4	5	2-0	2	1	0	14	7.0	14
Maledon	1-0	19	3-5	.600	1-2	.500	0-0	---	0	5	5	2	3-0	1	3	0	7	7.0	7
Plumlee	2-2	45	5-7	.714	0-0	---	4-5	.800	4	13	17	4	4-0	1	2	2	14	7.0	7
Thor	2-0	35	5-13	.385	3-6	.500	1-2	.500	2	5	7	2	1-0	1	2	1	14	7.0	11
Richards	2-0	24	3-10	.300	0-0	---	7-8	.875	5	6	11	2	4-0	0	1	1	13	6.5	9
Martin	1-0	21	2-7	.286	0-2	.000	0-0	---	2	2	4	2	1-0	1	1	0	4	4.0	4
Williams	1-0	20	1-5	.200	0-0	---	0-0	---	1	7	8	0	3-0	1	2	1	2	2.0	2
Jones	2-0	12	1-3	.333	0-0	---	0-0	---	0	2	2	0	2-0	1	0	4	2	1.0	2
HORNETS	2	480	71-180	.394	19-65	.292	45-55	.818	22	63	85	47	40-0	22	30	15	206	103.0	107

OPPONENTS



ALL-TIME SERIES

DATE	@	W/L	GRIZZ	OPP
11/24/95	@	L	104	116
3/31/96		L	88	121
1995-96 SEASON: 0-2 H: 0-1 A: 0-1				
12/9/96		L	91	107
3/11/97	@	L	92	98
1996-97 SEASON: 0-2 H: 0-1 A: 0-1				
1/9/98		L	90	98
2/5/98	@	L	93	108
1997-98 SEASON: 0-2 H: 0-1 A: 0-1				
NO GAMES				
1998-99 SEASON: 0-0 H: 0-0 A: 0-0				
11/24/99	@	L	73	89
12/3/99		L	94	113
1999-00 SEASON: 0-2 H: 0-1 A: 0-1				
1/3/01		W	99	89
3/14/01	@	L	95	100
2000-01 SEASON: 1-1 H: 1-0 A: 0-1				
2/3/02		L	79	97
2/17/02	@	W	92	78
2001-02 SEASON: 1-1 H: 0-1 A: 1-0				
1/14/05	@	W	109	89
4/10/05		W	102	95
2004-05 SEASON: 2-0 H: 1-0 A: 1-0				
3/26/06		W	102	95
4/12/06	@	W	96	88
2005-06 SEASON: 2-0 H: 1-0 A: 1-0				
11/3/06		W	96	83
3/10/07	@	W	115	107
2006-07 SEASON: 2-0 H: 1-0 A: 1-0				
1/19/08	@	L	87	105
3/17/08		W	98	80
2007-08 SEASON: 1-1 H: 1-0 A: 0-1				
12/19/08		L	83	112
1/21/09	@	L	86	101
2008-09 SEASON: 0-2 H: 0-1 A: 0-1				
1/9/10	@	L	87	89
2/26/10		L	89	93
2009-10 SEASON: 0-2 H: 0-1 A: 0-1				

DATE	@	W/L	GRIZZ	OPP
12/15/10		W	113	80
1/10/11	@	L	82	96
2010-11 SEASON: 1-1 H: 1-0 A: 0-1				
4/20/12	@	W	85	80
2011-12 SEASON: 1-0 H: 0-0 A: 1-0				
11/17/12	@	W	94	87
4/9/13		W	94	75
2012-13 SEASON: 2-0 H: 1-0 A: 1-0				
2/22/14	@	L	89	92
3/8/14		W	111	89
2013-14 SEASON: 1-1 H: 1-0 A: 0-1				
11/1/14	@	W	71	69
12/12/14 **		W	113	107
2014-15 SEASON: 2-0 H: 1-0 A: 1-0				
12/11/15		L	99	123
12/26/15	@	L	92	98
2015-16 SEASON: 0-2 H: 0-1 A: 0-1				
11/21/16	@	W	105	90
11/28/16		L	85	104
2016-17 SEASON: 1-1 H: 0-1 A: 1-0				
10/30/17		L	99	104
3/22/18	@	L	79	140
2017-18 SEASON: 0-2 H: 0-1 A: 0-1				
1/23/19		L	107	118
2/1/19	@	L	92	100
2018-19 SEASON: 0-2 H: 0-1 A: 0-1				
11/13/19	@	W	119	117
12/29/19		W	117	104
2019-20 SEASON: 2-0 H: 1-0 A: 1-0				
1/1/21	@	W	108	93
2/10/21		W	130	114
2020-21 SEASON: 2-0 H: 1-0 A: 1-0				
11/10/21		L	108	118
2/12/22	@	W	125	118
2021-22 SEASON: 1-1 H: 0-1 A: 1-0				
11/4/22		W	130	99
1/4/23	@	W	131	107
2022-23 SEASON: 2-0 H: 1-0 A: 1-0				

* OT | ** 2OT | *** 3OT

INTRO

PLAYERS

EXECUTIVE

BASKETBALL OPS

BUSINESS OPS

MEDIA

COMMUNITY

HISTORY

PLAYOFFS

REVIEW

OPPONENTS

NBA

FEDERFORUM

AT A GLANCE



CHICAGO BULLS

CHICAGO BULLS



EASTERN CONFERENCE CENTRAL DIVISION

Home Court: United Center – 20,917
Office: 1901 W. Madison St., Chicago, IL 60612
Phone: (312) 455-4000
Website: bulls.com

Chairman/Alternate NBA Governor: Jerry Reinsdorf

President & Chief Operating Officer: Michael Reinsdorf

Senior Advisor, Basketball Operations: John Paxson

Executive Vice President, Basketball Operations: Arturas Karnisovas

Head Coach: Billy Donovan

Assistant Coaches: Maurice Cheeks, Chris Fleming, Josh Longstaff, John Bryant, Damian Cotter, Billy Schmidt

Director of Performance Health: Chip Schaefer

Communications: Patrick Sandusky, Beth Esler, Josh Schur

Television: NBC Sports Chicago, Adam Amin, Stacey King

Radio (English): 670 The Score WSCR 670 AM, Chuck Swirsky, Bill Wennington

Radio (Spanish): WRTO 1200 AM, Miguel Esparza, Elio Benitez

SERIES

Overall: 25-30

Home: 16-11

Road: 9-19

LONGEST STREAKS

	NUMBER	DATES
Overall Win Streak	4	4/12/21 – 2/26/22
Home Win Streak	5 (2x)	12/23/05 – 3/16/10
Road Win Streak	4	1/15/17 – 10/25/19
Overall Loss Streak	7	11/30/95 – 4/4/99
Home Loss Streak	3	1/19/13 – 3/9/15
Road Loss Streak	5	3/28/05 – 11/1/08

LARGEST MARGINS

	DATE	MARGIN
Biggest Win	3/12/03	29
Worst Loss	1/13/07	45

2023-24 SCHEDULE

1/20/24	@ CHI
2/8/24	@ MEM

2022-23 SEASON SERIES STATISTICS

MEMPHIS VS. CHICAGO

PLAYER	G-GS	MIN	FG-FGA	PCT	3FG-FGA	PCT	FT-FTA	PCT	OFF	DEF	TOT	AST	PF-DQ	STL	TO	BLK	PTS	AVG	HI
Jackson	2-2	62	20-33	.606	7-13	.538	8-9	.889	3	8	11	2	10-0	2	2	6	55	27.5	31
Moran	2-2	69	19-36	.528	6-11	.545	7-10	.700	2	14	16	17	3-0	1	8	0	51	25.5	34
Bane	2-2	68	14-24	.583	5-11	.455	5-5	1.000	0	11	11	9	7-0	2	6	2	38	19.0	21
Clarke	1-0	25	5-9	.556	0-0	---	3-3	1.000	2	11	13	0	0-0	0	1	0	13	13.0	13
Brooks	2-2	67	7-27	.259	5-17	.294	0-0	---	0	5	5	8	3-0	3	4	0	19	9.5	14
Tillman	2-2	52	5-6	.833	0-0	---	2-6	.333	2	8	10	2	6-0	1	4	0	12	6.0	6
Aldama	2-0	34	3-9	.333	2-6	.333	0-0	---	2	6	8	2	4-0	1	1	1	8	4.0	5
Jones	2-0	32	2-6	.333	2-5	.400	0-0	---	0	1	1	7	1-0	1	1	0	6	3.0	6
Kennard (TOT)	2-1	45	2-13	.154	2-12	.167	0-0	---	1	6	7	3	4-0	0	0	0	6	3.0	6
Kennard (MEM)	1-0	28	2-7	.286	2-7	.286	0-0	---	1	2	3	2	2-0	0	0	0	6	6.0	6
Roddy	1-0	12	1-3	.333	1-2	.500	0-0	---	1	2	3	2	2-0	0	1	1	3	3.0	3
Chandler	1-0	1	0-0	---	0-0	---	0-0	---	0	0	0	0	0-0	0	0	0	0	0.0	0
Green	1-0	15	0-2	.000	0-2	.000	0-0	---	0	0	0	0	2-0	0	0	0	0	0.0	0
Konchar	2-0	12	0-2	.000	0-1	.000	0-0	---	0	4	4	0	2-0	0	1	0	0	0.0	0
LaRavia	1-0	1	0-0	---	0-0	---	0-0	---	0	0	0	0	0-0	0	0	0	0	0.0	0
Lofton	1-0	1	0-0	---	0-0	---	0-0	---	0	1	1	0	1-0	0	2	0	0	0.0	0
V. Williams	1-0	1	0-1	.000	0-1	.000	0-0	---	0	0	0	0	0-0	0	0	0	0	0.0	0
GRIZZLIES	2	480	78-165	.473	30-76	.395	25-33	.758	13	73	86	51	43-0	11	32	10	211	105.5	107

CHICAGO VS. MEMPHIS

PLAYER	G-GS	MIN	FG-FGA	PCT	3FG-FGA	PCT	FT-FTA	PCT	OFF	DEF	TOT	AST	PF-DQ	STL	TO	BLK	PTS	AVG	HI
DeRozan	1-1	34	11-26	.423	0-4	.000	9-9	1.000	1	4	5	7	3-0	1	0	0	31	31.0	31
LaVine	2-2	75	19-32	.594	5-15	.333	17-25	.680	1	7	8	10	4-0	2	3	0	60	30.0	36
Vucevic	2-2	69	18-36	.500	4-9	.444	1-3	.333	4	23	27	8	1-0	4	1	1	41	20.5	28
White	2-0	56	9-21	.429	2-10	.200	3-3	1.000	0	8	8	6	2-0	1	0	0	23	11.5	19
Williams	2-1	58	9-20	.450	2-8	.250	1-1	1.000	3	5	8	3	4-0	2	2	3	21	10.5	12
Dosunmu	2-1	56	8-18	.444	1-5	.200	1-1	1.000	1	6	7	7	4-0	0	4	2	18	9.0	14
Taylor (TOT)	1-0	13	4-5	.800	1-2	.500	0-0	---	2	2	4	1	1-0	0	2	0	9	9.0	9
Beverley (TOT)	2-2	46	4-11	.364	2-8	.250	2-2	1.000	1	2	3	3	4-0	1	1	0	12	6.0	10
Beverley (CHI)	1-1	23	1-5	.200	0-3	.000	0-0	---	1	1	2	3	2-0	0	1	0	2	2.0	2
D. Jones	2-0	23	2-5	.400	1-3	.333	4-5	.800	1	3	4	0	0-0	1	0	0	9	4.5	5
Caruso	2-2	51	3-8	.375	1-5	.200	0-0	---	2	5	7	7	6-0	4	3	2	7	3.5	5
Drummond	2-0	19	2-5	.400	0-0	---	1-2	.500	1	8	9	1	3-0	2	4	1	5	2.5	3
Dragic	1-0	15	0-4	.000	0-3	.000	0-0	---	0	0	0	1	0-0	1	1	0	0	0.0	0
Terry	1-0	1	0-1	.000	0-1	.000	0-0	---	0	0	0	0	0-0	0	0	0	0	0.0	0
BULLS	2	480	82-181	.453	16-66	.242	37-49	.755	15	70	85	53	29-0	18	23	9	217	108.5	128



ALL-TIME SERIES

DATE	@	W/L	GRIZZ	OPP
11/30/95		L	88	94
1/24/96	@	L	84	104
1995-96 SEASON: 0-2 H: 0-1 A: 0-1				
11/5/96	@	L	73	96
1/28/97		L	96	111
1996-97 SEASON: 0-2 H: 0-1 A: 0-1				
1/27/98		L	85	103
3/20/98	@	L	92	98
1998-99 SEASON: 0-2 H: 0-1 A: 0-1				
4/4/99	@	L	87	88
1998-99 SEASON: 0-1 H: 0-0 A: 0-1				
2/4/00		W	101	76
2/22/00	@	W	85	81
1999-00 SEASON: 2-0 H: 1-0 A: 1-0				
2/3/01		W	91	84
2/24/01	@	L	75	90
2000-01 SEASON: 1-1 H: 1-0 A: 0-1				
12/26/01		W	107	85
1/26/02	@	L	92	95
2001-02 SEASON: 1-1 H: 1-0 A: 0-1				
11/16/02	@	L	93	111
3/12/03		W	124	95
2002-03 SEASON: 1-1 H: 1-0 A: 0-1				
1/15/04		W	108	93
2/21/04	@	W	105	98
2003-04 SEASON: 2-0 H: 1-0 A: 1-0				
12/15/04		L	88	96
3/28/05	@	L	86	94
2004-05 SEASON: 0-2 H: 0-1 A: 0-1				
12/23/05		W	95	77
1/7/06	@	L	82	111
2005-06 SEASON: 1-1 H: 1-0 A: 0-1				
1/13/07	@	L	66	111
3/17/07		W	104	103
2006-07 SEASON: 1-1 H: 1-0 A: 0-1				
1/21/08		W	104	90
3/4/08	@	L	97	112
2007-08 SEASON: 1-1 H: 1-0 A: 0-1				
11/1/08	@	L	86	96
12/12/08		W	103	96
2008-09 SEASON: 1-1 H: 1-0 A: 0-1				

DATE	@	W/L	GRIZZ	OPP
3/4/10	@	W	105	96
3/16/10		W	104	97
2009-10 SEASON: 2-0 H: 1-0 A: 1-0				
1/17/11		L	84	96
3/25/11	@	L	96	99
2010-11 SEASON: 0-2 H: 0-1 A: 0-1				
1/1/12	@	L	64	104
1/16/12		W	102	86
2011-12 SEASON: 1-1 H: 1-0 A: 0-1				
12/17/12		W	80	71
1/19/13 *	@	W	85	82
2012-13 SEASON: 2-0 H: 1-0 A: 1-0				
12/30/13		L	91	95
3/7/14	@	W	85	77
2013-14 SEASON: 1-1 H: 0-1 A: 1-0				
12/19/14		L	97	103
3/9/15	@	W	101	91
2014-15 SEASON: 1-1 H: 0-1 A: 1-0				
12/16/15	@	L	85	98
4/5/16		W	108	92
2015-16 SEASON: 1-1 H: 1-0 A: 0-1				
1/15/17		L	104	108
3/15/17	@	W	98	91
2016-17 SEASON: 1-1 H: 0-1 A: 1-0				
3/7/18	@	L	110	119
3/15/18		L	110	111
2017-18 SEASON: 0-2 H: 0-1 A: 0-1				
2/13/19	@	L	110	122
2/27/19		L	107	109
2018-19 SEASON: 0-2 H: 0-1 A: 0-1				
10/25/19		L	102	110
12/4/19	@	L	99	106
2019-20 SEASON: 0-2 H: 0-1 A: 0-1				
4/12/21		W	101	90
4/16/21	@	W	126	115
2020-21 SEASON: 2-0 H: 1-0 A: 1-0				
1/17/22		W	119	106
2/26/22	@	W	116	110
2021-22 SEASON: 2-0 H: 1-0 A: 1-0				
2/7/23		W	104	89
4/2/23	@	L	107	128
2022-23 SEASON: 1-1 H: 1-0 A: 0-1				

* OT | ** 2OT | *** 3OT

INTRO

PLAYERS

EXECUTIVE

BASKETBALL
OPSBUSINESS
OPS

MEDIA

COMMUNITY

HISTORY

PLAYOFFS

REVIEW

OPPONENTS

NBA

FEDERFORUM

AT A GLANCE



CLEVELAND CAVALIERS



Chairman: Dan Gilbert

President of Basketball Operations: Koby Altman

Head Coach: J.B. Bickerstaff

Associate Head Coach: Greg Buckner

Assistant Coaches: Sidney Lowe, JJ Outlaw, Luke Walton, Dan Geriot

Senior Director of Player Health/Head Athletic Trainer: Steve Spiro

Communications: B.J. Evans, Cherome Owens, Sam Coombs, Devynne Booker

Television: Bally Sports Ohio, John Michael, Austin Carr, Brad Daugherty, Serena Winters

Radio (English): WTAM 1100 am, Tim Alcorn, Jim Chones, Mike Snyder

Radio (Spanish): Power 89.1 WZN FM, Rafael Hernandez Brito

EASTERN CONFERENCE CENTRAL DIVISION

Home Court: Rocket Mortgage FieldHouse – 19,432

Office: One Center Court, Cleveland, OH 44115

Phone: (216) 420-2000

Website: cavs.com

SERIES

Overall: 21-32

Home: 15-12

Road: 6-20

LONGEST STREAKS

	NUMBER	DATES
Overall Win Streak	4 (2x)	2/4/11 – 3/8/13
Home Win Streak	5	12/8/09 – 3/1/14
Road Win Streak	2 (2x)	1/11/21 – 1/4/22
Overall Loss Streak	8	1/18/96 – 2/21/00
Home Loss Streak	4	1/18/96 – 1/14/00
Road Loss Streak	7	1/26/05 – 11/27/10

LARGEST MARGINS

	DATE	MARGIN
Biggest Win	3/19/03	27
Worst Loss	10/28/15	30

2023-24 SCHEDULE

2/1/24	@ MEM
4/10/24	@ CLE

2022-23 SEASON SERIES STATISTICS

MEMPHIS VS. CLEVELAND

PLAYER	G-GS	MIN	FG-FGA	PCT	3FG-FGA	PCT	FT-FTA	PCT	OFF	DEF	TOT	AST	PF-QD	STL	TO	BLK	PTS	AVG	HI
Bane	2-2	65	16-32	.500	11-15	.733	7-7	1.000	2	4	6	5	5-0	1	4	0	50	25.0	25
Morant	2-2	63	18-39	.462	0-4	.000	12-15	.800	3	7	10	16	6-0	2	4	1	48	24.0	24
Aldama	2-1	54	13-23	.565	8-13	.615	3-3	1.000	0	12	12	1	4-0	2	4	1	37	18.5	21
Jackson	1-1	28	5-13	.385	2-6	.333	3-4	.750	2	5	7	1	5-0	2	0	4	15	15.0	15
Adams	1-1	28	6-8	.750	0-0	---	1-2	.500	5	5	10	4	3-0	1	1	0	13	13.0	13
Brooks	2-2	53	6-17	.353	0-6	.000	5-6	.833	1	4	5	1	3-0	1	4	1	17	8.5	9
Clarke	2-0	41	8-14	.571	0-0	---	1-1	1.000	6	4	10	1	4-0	3	1	2	17	8.5	10
Roddy	1-0	11	3-7	.429	0-1	.000	2-2	1.000	2	2	4	0	2-0	1	2	0	8	8.0	8
Tillman	1-1	27	3-3	1.000	0-0	---	0-0	---	2	4	6	3	1-0	0	0	2	6	6.0	6
Jones	2-0	42	3-14	.214	0-5	.000	2-2	1.000	2	2	4	5	1-0	3	3	1	8	4.0	6
Z. Williams	2-0	20	2-4	.500	0-1	.000	1-2	.500	0	0	0	1	1-0	0	0	0	5	2.5	3
Konchar	2-0	42	2-8	.250	0-4	.000	0-0	---	1	10	11	6	3-0	2	2	0	4	2.0	2
LaRavia	1-0	7	0-2	.000	0-2	.000	0-0	---	0	1	1	0	4-0	0	1	0	0	0.0	0
GRIZZLIES	2	480	85-184	.462	21-57	.368	37-44	.841	26	60	86	44	42-0	18	26	12	228	114.0	115

CLEVELAND VS. MEMPHIS

PLAYER	G-GS	MIN	FG-FGA	PCT	3FG-FGA	PCT	FT-FTA	PCT	OFF	DEF	TOT	AST	PF-QD	STL	TO	BLK	PTS	AVG	HI
Garland	2-2	72	18-36	.500	9-17	.529	11-12	.917	0	7	7	25	5-0	2	6	0	56	28.0	32
LeVert	1-1	42	9-19	.474	4-7	.571	1-1	1.000	0	4	4	6	0-0	1	4	1	23	23.0	23
E. Mobley	2-2	72	16-32	.500	0-3	.000	3-7	.429	8	21	29	8	5-0	2	9	4	35	17.5	18
Allen	2-2	74	15-21	.714	0-0	---	2-5	.400	8	11	19	4	6-0	2	5	4	32	16.0	18
Okoro	2-2	62	11-11	1.000	4-4	1.000	3-6	.500	1	5	6	3	6-0	3	3	2	29	14.5	17
Osman	2-0	38	7-12	.583	4-9	.444	3-5	.600	0	1	1	5	3-0	2	1	1	21	10.5	21
Rubio	2-0	33	6-16	.375	4-11	.364	4-4	1.000	1	5	6	7	1-0	2	2	1	20	10.0	13
Love	1-0	9	1-6	.167	1-5	.200	3-3	1.000	0	1	1	0	0-0	0	0	0	6	6.0	6
Mitchell	1-1	22	2-11	.182	2-4	.500	0-0	---	0	4	4	3	1-0	1	0	1	6	6.0	6
Wade	1-0	17	2-3	.667	1-2	.500	0-0	---	1	1	2	0	1-0	1	0	0	5	5.0	5
Stevens	2-0	30	4-6	.667	1-2	.500	0-0	---	1	6	7	0	4-0	0	1	0	9	4.5	5
Neto	2-0	9	0-0	---	0-0	---	0-0	---	0	2	2	1	2-0	0	0	0	0	0.0	0
CAVALIERS	2	480	91-173	.526	30-64	.469	30-43	.698	20	68	88	62	34-0	16	35	14	242	121.0	128

OPPONENTS



ALL-TIME SERIES

DATE	@	W/L	GRIZZ	OPP
1/18/96		L	90	98
3/24/96	@	L	85	90
1995-96 SEASON: 0-2 H: 0-1 A: 0-1				
11/8/96	@	L	72	88
2/23/97		L	84	91
1996-97 SEASON: 0-2 H: 0-1 A: 0-1				
12/5/97		L	98	107
2/25/98	@	L	101	106
1997-98 SEASON: 0-2 H: 0-1 A: 0-1				
NO GAMES				
1998-99 SEASON: 0-0 H: 0-0 A: 0-0				
1/14/00		L	80	82
2/21/00 *	@	L	108	109
1999-00 SEASON: 0-2 H: 0-1 A: 0-1				
1/13/01		W	119	107
3/22/01	@	L	95	109
2000-01 SEASON: 1-1 H: 1-0 A: 0-1				
11/17/01		W	98	93
11/21/01	@	L	94	101
2001-02 SEASON: 1-1 H: 1-0 A: 0-1				
3/8/03	@	W	115	89
3/19/03		W	128	101
2002-03 SEASON: 2-0 H: 1-0 A: 1-0				
11/29/03 **	@	W	122	115
4/7/04		W	92	74
2003-04 SEASON: 2-0 H: 1-0 A: 1-0				
12/13/04		L	86	92
1/26/05	@	L	111	114
2004-05 SEASON: 0-2 H: 0-1 A: 0-1				
11/5/05		W	113	106
11/11/05	@	L	70	89
2005-06 SEASON: 1-1 H: 1-0 A: 0-1				
11/21/06	@	L	94	97
3/14/07		L	96	118
2006-07 SEASON: 0-2 H: 0-1 A: 0-1				
1/15/08 *		L	124	132
2/24/08	@	L	89	109
2007-08 SEASON: 0-2 H: 0-1 A: 0-1				
1/13/09		L	87	102
2/24/09	@	L	79	94
2008-09 SEASON: 0-2 H: 0-1 A: 0-1				

DATE	@	W/L	GRIZZ	OPP
12/8/09 *		W	111	109
2/2/10	@	L	89	105
2009-10 SEASON: 1-1 H: 1-0 A: 0-1				
11/27/10	@	L	86	92
2/4/11		W	112	105
2010-11 SEASON: 1-1 H: 1-0 A: 0-1				
4/23/12		W	109	101
2011-12 SEASON: 1-0 H: 1-0 A: 0-0				
11/26/12		W	84	78
3/8/13		W	103	92
2012-13 SEASON: 2-0 H: 1-0 A: 0-0				
2/9/14 *	@	L	83	91
3/1/14		W	110	96
2013-14 SEASON: 1-1 H: 1-0 A: 0-1				
12/21/14	@	L	91	105
3/25/15		L	89	111
2014-15 SEASON: 0-2 H: 0-1 A: 0-1				
10/28/15		L	76	106
3/7/16	@	W	106	103
2015-16 SEASON: 1-1 H: 0-1 A: 1-0				
12/13/16	@	L	86	103
12/14/16		W	93	85
2016-17 SEASON: 1-1 H: 1-0 A: 0-1				
12/2/17	@	L	111	116
2/23/18		L	89	112
2017-18 SEASON: 0-2 H: 0-1 A: 0-1				
12/26/18		W	95	87
2/23/19	@	L	107	112
2018-19 SEASON: 1-1 H: 1-0 A: 0-1				
12/20/19	@	L	107	114
1/17/20		W	113	109
2019-20 SEASON: 1-1 H: 1-0 A: 0-1				
1/7/21		L	90	94
1/11/21	@	W	101	91
2020-21 SEASON: 1-1 H: 0-1 A: 1-0				
10/20/21		W	132	121
1/4/22	@	W	110	106
2021-22 SEASON: 2-0 H: 1-0 A: 1-0				
1/18/23		W	115	114
2/2/23	@	L	113	128
2022-23 SEASON: 1-1 H: 1-0 A: 0-1				

* OT | ** 2OT | *** 3OT

INTRO

PLAYERS

EXECUTIVE

BASKETBALL
OPSBUSINESS
OPS

MEDIA

COMMUNITY

HISTORY

PLAYOFFS

REVIEW

OPPONENTS

NBA

FEDERATION

AT A GLANCE



DALLAS MAVERICKS



WESTERN CONFERENCE SOUTHWEST DIVISION

Home Court: American Airlines Center – 19,200

Office: 2500 Victory Avenue, Dallas, TX 75219

Phone: (214) 747-6287

Website: mavs.com

Governor: Mark Cuban

CEO: Cynt Marshall

President of Basketball Operations/General Manager: Nico Harrison

Head Coach: Jason Kidd

Assistant Coaches: Sean Sweeney, Jared Dudley, Alex Jensen, Eric Hughes,
Darrell Armstrong, Josh Broghamer, Marko Milic, God Shammgod, Keith Venev

Director of Athletic Performance: Jeremy Holsopple

Communications: Scott Tomlin, Alan Rakowski, Kristen Deahl

Television: Bally Sports Southwest, Mark Followill, Derek Harper, Jeff "Skin" Wade

Radio (English): 97.1 FM The Freak (KEGL), Chuck Cooperstein, Brad Davis

Radio (Spanish): Zona MX 99.1 (KFZO), Victor Villalba

SERIES

Overall: 35-73

Home: 20-34

Road: 15-39

LONGEST STREAKS

	NUMBER	DATES
Overall Win Streak	3 (5x)	3/11/23 – 3/20/23
Home Win Streak	5	1/15/11 – 2/27/13
Road Win Streak	3	3/2/19 – 2/5/20
Overall Loss Streak	13	12/9/05 – 12/23/08
Home Loss Streak	8 (2x)	11/27/04 – 2/22/08
Road Loss Streak	9 (2x)	2/23/06 – 4/7/10

LARGEST MARGINS

	DATE	MARGIN
Biggest Win	3/2/19	30
Worst Loss	10/22/22	41

2023-24 SCHEDULE

10/30/23	@ MEM	12/11/23	@ MEM
12/1/23	@ DAL	1/9/24	@ DAL

2022-23 SEASON SERIES STATISTICS

MEMPHIS VS. DALLAS

PLAYER	G-GS	MIN	FG-FGA	PCT	3FG-FGA	PCT	FT-FTA	PCT	OFF	DEF	TOT	AST	PF-QD	STL	TO	BLK	PTS	AVG	HI
Morant	1-1	30	6-12	.500	0-2	.000	8-8	1.000	0	1	1	4	3-0	1	3	0	20	20.0	20
Bane	4-4	126	26-59	.441	8-25	.320	19-22	.864	2	24	26	21	9-0	2	13	0	79	19.8	25
Jackson	3-3	80	15-36	.417	2-11	.182	17-21	.810	4	12	16	1	12-0	1	4	3	49	16.3	28
Roddy	4-0	93	25-45	.556	7-19	.368	2-3	.667	6	12	18	3	9-0	3	5	2	59	14.8	24
Aladama	4-1	93	16-31	.516	3-14	.214	15-16	.938	9	25	34	6	10-0	0	6	1	50	12.5	22
Jones	4-3	125	19-39	.487	6-18	.333	6-7	.857	0	11	11	24	0-0	3	5	1	50	12.5	16
Brooks	3-3	96	13-37	.351	6-21	.286	4-5	.800	1	11	12	13	7-0	4	1	0	36	12.0	19
Clarke	1-0	17	4-7	.571	0-0	---	0-0	---	0	3	3	1	2-0	0	1	1	8	8.0	8
Tillman	4-3	87	13-20	.650	1-2	.500	3-5	.600	10	8	18	7	4-0	5	6	3	30	7.5	12
LaRavia	1-0	22	2-6	.333	2-5	.400	0-0	---	0	2	2	0	5-0	0	1	0	6	6.0	6
Kennard (TOT)	5-1	72	8-22	.364	4-15	.267	0-0	---	1	9	10	4	7-0	3	0	0	20	4.0	10
Kennard (MEM)	3-0	63	8-21	.381	4-15	.267	0-0	---	1	8	9	4	5-0	2	0	0	20	6.7	10
Lofton	2-0	12	3-7	.429	0-1	.000	0-1	.000	2	2	4	1	4-0	0	0	0	6	3.0	4
Konchar	4-1	75	3-9	.333	2-7	.286	1-2	.500	5	8	13	1	7-0	3	3	2	9	2.3	5
Adams	1-1	22	1-3	.333	0-0	---	0-2	.000	1	3	4	1	1-0	1	3	4	2	2.0	2
Chandler	2-0	12	0-2	.000	0-0	---	0-1	.000	0	0	0	2	0-0	0	2	2	0	0.0	0
V. Williams	1-0	6	0-2	.000	0-2	.000	0-0	---	0	0	0	0	2-0	0	0	0	0	0.0	0
Z. Williams	1-0	3	0-1	.000	0-1	.000	0-0	---	0	0	0	0	0-0	0	0	0	0	0.0	0
GRIZZLIES	4	960	154-337	.457	41-143	.287	75-93	.806	41	130	171	89	80-0	25	56	19	424	106.0	112

DALLAS VS. MEMPHIS

PLAYER	G-GS	MIN	FG-FGA	PCT	3FG-FGA	PCT	FT-FTA	PCT	OFF	DEF	TOT	AST	PF-QD	STL	TO	BLK	PTS	AVG	HI
Donic	1-1	30	12-23	.522	4-9	.444	4-5	.800	2	5	7	10	2-0	2	3	2	32	32.0	32
Irving (TOT)	3-3	98	29-60	.483	6-20	.300	15-16	.938	2	15	17	5	8-0	4	9	5	79	26.3	37
Irving (DAL)	1-1	33	10-24	.417	2-9	.222	6-6	1.000	0	4	4	0	2-0	1	2	2	28	28.0	28
Wood	3-0	70	16-33	.485	2-8	.250	25-28	.893	9	14	23	10	6-0	0	7	1	59	19.7	25
Hardy	4-2	104	25-62	.403	12-34	.353	8-12	.667	2	12	14	10	7-0	3	9	1	70	17.5	28
Green	4-3	110	25-40	.625	7-14	.500	4-4	1.000	6	12	18	13	15-0	0	10	0	61	15.3	23
Niundwiede	1-1	28	6-13	.462	3-5	.600	0-0	---	0	2	2	2	2-0	0	3	0	15	15.0	15
Hardaway	4-2	116	14-39	.359	7-23	.304	11-13	.846	1	12	13	6	5-0	2	4	2	46	11.5	23
Dorsey	1-0	4	4-4	1.000	1-1	1.000	0-0	---	1	1	2	0	0-0	0	0	0	9	9.0	9
Finney-Smith	1-1	27	3-6	.500	1-4	.250	0-1	.000	3	2	5	1	2-0	1	1	1	7	7.0	7
Bullock	4-4	120	11-24	.458	5-17	.294	0-0	---	2	14	16	5	5-0	2	1	0	27	6.8	8
Holiday (TOT)	3-0	49	7-18	.389	4-12	.333	0-0	---	0	3	3	4	3-0	1	1	0	18	6.0	9
Holiday (DAL)	2-0	30	5-11	.455	2-6	.333	0-0	---	0	3	3	3	2-0	1	1	0	12	6.0	9
McGee	1-1	13	3-4	.750	0-0	---	0-0	---	2	4	6	1	3-0	0	1	2	6	6.0	6
Morris (TOT)	2-0	22	5-7	.714	2-4	.500	0-0	---	2	5	7	1	2-0	1	1	0	12	6.0	8
Morris (DAL)	1-0	5	2-2	1.000	0-0	---	0-0	---	0	0	0	0	0-0	0	1	0	4	4.0	4
Wright	3-0	48	6-18	.333	1-5	.200	2-2	1.000	3	9	12	10	1-0	2	0	0	15	5.0	9
Kleber	4-1	105	4-14	.286	3-10	.300	5-8	.625	7	20	27	9	7-0	3	5	4	16	4.0	9
Ntilikina	2-0	11	3-4	.750	2-2	1.000	0-0	---	0	2	2	1	1-0	0	0	0	8	4.0	8
Bertans	3-0	39	4-16	.250	3-14	.214	0-0	---	0	4	4	3	6-0	2	0	0	11	3.7	6
Powell	4-3	55	5-11	.455	0-2	.000	3-6	.500	3	8	11	7	10-0	0	3	2	13	3.3	6
Pinson	2-0	11	0-1	.000	0-1	.000	2-2	1.000	0	4	4	2	0-0	0	0	0	2	1.0	2
MAVERICKS	4	960	158-349	.453	55-164	.335	70-87	.805	41	132	173	93	76-0	19	51	17	441	110.3	137

OPPONENTS



ALL-TIME SERIES

DATE	@	W/L	GRIZZ	OPP
11/7/95	@	L	88	99
11/13/95		L	89	94
12/28/95	**@	L	101	103
3/1/96		L	111	119

1995-96 SEASON: 0-4 H: 0-2 A: 0-2

12/7/96	@	L	85	96
12/19/96		L	98	105
2/17/97		L	95	100
4/12/97	@	W	96	85

1996-97 SEASON: 1-3 H: 0-2 A: 1-1

10/31/97		L	88	90
11/4/97	@	L	87	92
2/2/98	@	L	90	104
3/31/98		L	101	104

1997-98 SEASON: 0-4 H: 0-2 A: 0-2

2/24/99		W	96	92
3/13/99	@	L	74	91
4/27/99	@	L	75	84

1998-99 SEASON: 1-2 H: 1-0 A: 0-2

12/7/99	@	W	104	95
2/6/00	*	L	99	103
4/2/00		L	86	100
4/16/00	@	L	106	114

1999-00 SEASON: 1-3 H: 0-2 A: 1-1

11/8/00	@	W	101	74
11/18/00		L	88	91
1/25/01	@	L	83	120
2/27/01		L	112	116

2000-01 SEASON: 1-3 H: 0-2 A: 1-1

11/4/01		L	85	94
1/17/02		L	97	108
2/26/02	@	L	91	104
3/23/02	@	L	100	111

2001-02 SEASON: 0-4 H: 0-2 A: 0-2

10/30/02		L	108	119
12/14/02	@	L	87	104
2/14/03		L	103	110
3/1/03	@	L	87	114

2002-03 SEASON: 0-4 H: 0-2 A: 0-2

11/15/03	*	W	108	101
12/27/03	@	L	98	104
2/17/04		W	109	92
4/13/04	@	L	103	110

2003-04 SEASON: 2-2 H: 2-0 A: 0-2

11/6/04	@	L	88	112
11/27/04		L	85	98
4/11/05	@	L	89	110
4/20/05		L	88	108

2004-05 SEASON: 0-4 H: 0-2 A: 0-2

11/26/05	@	W	112	92
12/9/05		L	83	90
2/1/06		L	80	81
2/23/06	@	L	87	97

2005-06 SEASON: 1-3 H: 0-2 A: 1-1

DATE	@	W/L	GRIZZ	OPP
11/17/06		L	103	115
11/18/06	@	L	84	89
1/31/07		L	94	95
2/7/07	@	L	97	113

2006-07 SEASON: 0-4 H: 0-2 A: 0-2

11/17/07	@	L	105	108
1/28/08		L	84	103
2/8/08	@	L	81	92
2/22/08		L	83	98

2007-08 SEASON: 0-4 H: 0-2 A: 0-2

11/21/08	@	L	76	91
12/23/08	@	L	82	100
1/4/09		W	102	82
4/3/09		W	107	102

2008-09 SEASON: 2-2 H: 2-0 A: 0-2

12/4/09		W	98	82
12/26/09	@	L	101	106
3/31/10	*	L	102	106
4/7/10	@	L	84	110

2009-10 SEASON: 1-3 H: 1-1 A: 0-2

10/29/10	@	W	91	90
11/10/10		L	91	106
1/15/11		W	89	70
3/6/11	@	W	104	103

2010-11 SEASON: 3-1 H: 1-1 A: 2-0

2/29/12		W	96	85
4/4/12	@	L	85	95
4/7/12		W	94	89

2011-12 SEASON: 2-1 H: 2-0 A: 0-1

12/21/12		W	92	82
1/12/13	@	L	83	104
2/27/13		W	90	84
4/15/13	@	W	103	97

2012-13 SEASON: 3-1 H: 2-0 A: 1-1

11/2/13	@	L	99	111
12/18/13	@	L	91	105
2/5/14		L	96	110
4/16/14	*	W	106	105

2013-14 SEASON: 1-3 H: 1-1 A: 0-2

12/9/14		W	114	105
1/19/15		L	95	103
1/27/15	@	W	109	90
3/20/15	@	W	112	101

2014-15 SEASON: 3-1 H: 1-1 A: 2-0

11/24/15		W	110	96
12/18/15	@	L	88	97
2/6/16	*	L	110	114
4/8/16	@	L	93	103

2015-16 SEASON: 1-3 H: 1-1 A: 0-2

11/18/16	@	W	80	64
3/3/17	@	L	100	104
3/31/17		W	99	90
4/12/17		L	93	100

2016-17 SEASON: 2-2 H: 1-1 A: 1-1

DATE	@	W/L	GRIZZ	OPP
10/25/17	@	L	94	103
10/26/17		W	96	91
11/22/17		L	94	95
3/10/18	@	L	80	114

2017-18 SEASON: 1-3 H: 1-1 A: 0-2

11/19/18		W	98	88
3/2/19	@	W	111	81
4/5/19	@	W	122	112
4/7/19	*	L	127	129

2018-19 SEASON: 3-1 H: 1-1 A: 2-0

11/9/19		L	122	138
2/5/20	@	W	121	107
3/6/20	@	L	96	121

2019-20 SEASON: 1-2 H: 0-1 A: 1-1

2/22/21	@	L	92	102
4/14/21		L	113	114
5/11/21		W	133	104

2020-21 SEASON: 1-2 H: 0-1 A: 1-1

12/4/21	@	W	97	90
12/8/21		L	96	104
1/14/22		L	85	112
1/23/22	@	L	91	104

2021-22 SEASON: 1-3 H: 0-2 A: 1-1

10/22/22	@	L	96	137
3/11/23		W	112	108
3/13/23	@	W	104	88
3/20/23		W	112	108

2022-23 SEASON: 3-1 H: 2-0 A: 1-1

* OT | ** 2OT | *** 3OT

INTRO

PLAYERS

EXECUTIVE

BASKETBALL OPS

BUSINESS OPS

MEDIA

COMMUNITY

HISTORY

PLAYOFFS

REVIEW

OPINIONS

NBA

FEDERATION

AT A GLANCE



DENVER NUGGETS



WESTERN CONFERENCE NORTHWEST DIVISION

Home Court: Ball Arena - 19,520

Office: 1000 Chopper Circle, Denver, CO 80204

Phone: (303) 405-1100

Website: nuggets.com

Owner: E. Stanley Kroenke

KSE Vice Chairman: Josh Kroenke

General Manager: Calvin Booth

Head Coach: Michael Malone

Assistant Coaches: David Adelman, Ryan Saunders, Popeye Jones, Ryan Bowen, Charles Klask, John Beckett, Elvis Valcarcel, Ognjen Stojakovic

Vice President of Sports Medicine: Steve Short

Communications: Nick O'Hayre, Cody Wise, Makalah Emanuel

Television: Altitude Sports & Entertainment, Chris Marlowe, Scott Hastings, Chris Dempsey, Vic Lombardi, Katy Winge

Radio: Altitude Radio Network (92.5 FM), Jason Kosmicki

SERIES

Overall: 40-62

Home: 30-21

Road: 10-41

LONGEST STREAKS

	NUMBER	DATES
Overall Win Streak	5	1/29/15 - 2/29/16
Home Win Streak	6	12/29/12 - 1/8/16
Road Win Streak	4	1/21/16 - 2/26/17
Overall Loss Streak	9	12/26/99 - 3/1/02
Home Loss Streak	4	1/30/08 - 3/18/09
Road Loss Streak	17	3/12/98 - 3/6/06

LARGEST MARGINS

	DATE	MARGIN
Biggest Win	1/29/15	30
Worst Loss	1/3/15	29

2023-24 SCHEDULE

10/27/23	@ MEM	3/25/24	@ DEN
12/28/23	@ DEN	4/14/24	@ MEM

2022-23 SEASON SERIES STATISTICS

MEMPHIS VS. DENVER

PLAYER	G-GS	MIN	FG-FGA	PCT	3FG-FGA	PCT	FT-FTA	PCT	OFF	DEF	TOT	AST	PF-QD	STL	TO	BLK	PTS	AVG	HI
Morant	3-3	95	29-64	.453	6-13	.462	21-26	.808	1	11	12	24	6-0	3	14	0	85	28.3	35
Bane	2-2	54	9-26	.346	3-14	.214	8-8	1.000	4	5	9	4	3-0	1	3	1	29	14.5	19
Brooks	3-3	87	13-33	.394	4-14	.286	1-1	1.000	2	11	13	4	7-0	5	3	0	31	10.3	12
Jackson	3-3	73	11-26	.423	2-9	.222	6-9	.667	1	10	11	2	13-0	4	4	9	30	10.0	15
Tillman	3-2	57	11-15	.733	1-1	1.000	2-3	.667	3	16	19	8	7-0	0	1	1	25	8.3	12
Jones	3-0	62	8-20	.400	5-14	.357	1-1	1.000	1	8	9	11	0-0	0	1	0	22	7.3	17
Kennard (TOT)	3-0	67	8-21	.381	6-14	.429	0-0	---	0	4	4	4	3-0	1	2	0	22	7.3	12
Kennard (MEM)	2-0	43	6-12	.500	6-9	.667	0-0	---	0	3	3	2	2-0	0	0	0	18	9.0	12
Clarke	3-0	37	8-14	.571	0-0	---	3-5	.600	6	9	15	1	3-0	0	2	1	19	6.3	10
Adams	1-1	30	2-5	.400	0-0	---	0-0	---	4	6	10	2	2-0	1	2	0	4	4.0	4
Aldama	3-0	60	5-14	.357	1-9	.111	1-2	.500	2	11	13	4	8-0	3	4	1	12	4.0	6
V. Williams	1-0	3	1-1	1.000	1-1	1.000	0-0	---	0	0	0	0	0-0	0	0	0	3	3.0	3
Roddy	3-0	30	3-11	.273	1-7	.143	1-4	.250	0	2	2	1	0-0	3	1	1	8	2.7	8
Konchar	3-1	44	2-7	.286	0-4	.000	1-1	1.000	1	6	7	3	5-0	5	0	2	5	1.7	3
LaRavia	3-0	9	1-3	.333	1-3	.333	0-0	---	1	0	1	0	0-0	0	0	0	3	1.0	3
Lofton	2-0	7	1-3	.333	0-1	.000	0-0	---	0	0	0	3	0-0	1	0	0	2	1.0	2
Z. Williams	2-0	21	1-4	.250	0-3	.000	0-0	---	1	4	5	4	2-0	0	3	0	2	1.0	2
Chandler	3-0	9	1-2	.500	0-0	---	0-0	---	1	2	3	1	0-0	1	0	0	2	0.7	2
GRIZZLIES	3	720	112-260	.431	31-102	.304	45-60	.750	28	104	132	74	58-0	27	39	16	300	100.0	112

DENVER VS. MEMPHIS

PLAYER	G-GS	MIN	FG-FGA	PCT	3FG-FGA	PCT	FT-FTA	PCT	OFF	DEF	TOT	AST	PF-QD	STL	TO	BLK	PTS	AVG	HI
Gordon	2-2	56	14-26	.538	1-4	.250	8-10	.800	8	4	12	4	3-0	2	1	1	37	18.5	24
Porter	2-2	49	10-24	.417	3-14	.214	8-8	1.000	4	7	11	2	4-0	1	1	0	31	15.5	26
Jokic	3-3	99	20-33	.606	1-1	1.000	5-8	.625	10	34	44	26	7-0	2	9	1	46	15.3	18
Murray	2-2	62	11-32	.344	5-13	.385	3-5	.600	3	5	8	13	4-0	3	3	0	30	15.0	22
Brown	3-1	84	17-39	.436	2-9	.222	3-3	1.000	3	14	17	7	5-0	0	3	3	39	13.0	16
Hyland	1-0	15	4-15	.267	2-7	.286	2-2	1.000	0	1	1	1	3-0	1	1	0	12	12.0	12
Caldwell-Pope	3-3	95	11-25	.440	3-11	.273	6-8	.750	0	8	8	7	7-0	3	5	1	31	10.3	12
J. Green	3-0	74	8-20	.400	2-10	.200	7-12	.583	1	9	10	3	4-0	2	4	5	25	8.3	12
Braun	3-1	52	9-17	.529	4-7	.571	2-4	.500	2	5	7	4	3-0	1	2	1	24	8.0	13
White	1-0	4	2-2	1.000	2-2	1.000	1-2	.500	0	1	1	2	1-0	0	0	0	7	7.0	7
Jackson (TOT)	2-0	38	3-16	.188	2-12	.167	1-2	.500	1	3	4	3	4-0	2	4	0	9	4.5	8
Jackson (DEN)	2-0	38	3-16	.188	2-12	.167	1-2	.500	1	3	4	3	4-0	2	4	0	9	4.5	8
Bryant (TOT)	3-1	49	4-13	.308	0-3	.000	4-4	1.000	5	13	18	1	8-0	3	1	2	12	4.0	8
Bryant (DEN)	2-0	27	1-5	.200	0-0	---	2-2	1.000	2	9	11	0	3-0	2	1	1	4	2.0	2
Nnaji	1-0	11	0-0	---	0-0	---	3-4	.750	1	1	2	1	1-0	0	0	0	3	3.0	3
Watson	1-0	4	1-1	1.000	1-1	1.000	0-0	---	0	0	0	0	0-0	0	0	0	3	3.0	3
Cancar	2-1	39	2-6	.333	1-4	.250	0-0	---	2	7	9	3	4-0	0	4	1	5	2.5	3
Jordan	1-0	2	1-1	1.000	0-0	---	0-0	---	0	1	1	0	0-0	0	0	0	2	2.0	2
Smith	3-0	8	2-3	.667	0-0	---	0-0	---	0	2	2	2	0-0	0	2	0	4	1.3	2
Reed	1-0	2	0-0	---	0-0	---	0-0	---	0	1	1	0	0-0	0	0	0	0	0.0	0
NUGGETS	3	720	116-265	.438	29-95	.305	51-70	.729	37	112	149	78	53-0	19	42	14	312	104.0	113



ALL-TIME SERIES

DATE	@	W/L	GRIZZ	OPP
1/10/96		L	85	91
3/2/96	@	L	82	108
3/28/96		L	88	92
4/19/96	@	W	92	78

1995-96 SEASON: 1-3 H: 0-2 A: 1-1

12/20/96	@	L	93	108
1/22/97	@	L	84	94
1/25/97		L	82	83
3/21/97		W	108	101

1996-97 SEASON: 1-3 H: 1-1 A: 0-2

11/18/97	@	W	100	87
11/21/97		W	99	96
1/20/98		W	88	77
3/12/98	@	L	93	98

1997-98 SEASON: 3-1 H: 2-0 A: 1-1

2/28/99	@	L	112	116
3/15/99	@	L	84	110
3/30/99		W	101	87
4/7/99		L	84	87

1998-99 SEASON: 1-3 H: 1-1 A: 0-2

11/6/99		W	109	94
12/23/99		W	93	91
12/26/99	@	L	86	109
1/24/00	@	L	98	110

1999-00 SEASON: 2-2 H: 2-0 A: 0-2

11/20/00		L	92	95
1/9/01		L	105	112
1/17/01		L	97	121
4/7/01		L	97	98

2000-01 SEASON: 0-4 H: 0-2 A: 0-2

12/13/01	@	L	86	89
2/14/02		L	85	100
3/1/02	@	L	83	96
4/9/02		W	97	86

2001-02 SEASON: 1-3 H: 1-1 A: 0-2

11/9/02	@	L	73	84
12/11/02		W	96	93
2/2/03	@	L	78	93
3/5/03		W	96	86

2002-03 SEASON: 2-2 H: 2-0 A: 0-2

12/22/03	@	L	99	106
1/25/04		W	106	88
2/9/04	@	L	83	86
2/23/04		W	109	106

2003-04 SEASON: 2-2 H: 2-0 A: 2-0

1/21/05	@	L	82	92
2/25/05*		L	94	97
4/5/05		L	91	94
4/15/05	@	L	102	111

2004-05 SEASON: 0-4 H: 0-2 A: 0-2

11/20/05	@	L	83	99
3/6/06	@	L	101	115
3/17/06		W	116	102

2005-06 SEASON: 1-2 H: 1-0 A: 0-2

DATE	@	W/L	GRIZZ	OPP
11/28/06	@	W	108	96
1/22/07	@	L	98	115
2/24/07		L	107	111
4/14/07		W	133	118

2006-07 SEASON: 2-2 H: 1-1 A: 1-1

1/30/08		L	102	106
3/12/08	@	L	86	108
3/24/08		L	106	120
4/16/08	@	L	111	120

2007-08 SEASON: 0-4 H: 0-2 A: 0-2

11/9/08	@	L	90	100
1/27/09		L	85	100
3/18/09		L	109	111

2008-09 SEASON: 0-3 H: 0-2 A: 0-1

11/1/09	@	L	123	133
12/20/09		W	102	96
3/13/10		L	108	125
4/12/10	@	L	101	123

2009-10 SEASON: 1-3 H: 1-1 A: 0-2

12/5/10	@	L	107	108
2/13/11		W	116	108
2/22/11	@	L	107	120

2010-11 SEASON: 1-2 H: 1-0 A: 0-2

1/31/12*		W	100	97
2/17/12		W	103	102
3/11/12	@	W	94	91

2011-12 SEASON: 3-0 H: 2-0 A: 1-0

11/19/12		L	92	97
12/14/12	@	L	94	99
12/29/12		W	81	72
3/15/13	@	L	80	87

2012-13 SEASON: 1-3 H: 1-1 A: 0-2

12/28/13		W	120	99
1/3/14	@	L	108	111
3/31/14	@	W	94	92
4/4/14		W	100	92

2013-14 SEASON: 3-1 H: 2-0 A: 1-1

1/3/15	@	L	85	114
1/29/15		W	99	69
3/16/15		W	92	81

2014-15 SEASON: 2-1 H: 2-0 A: 0-1

1/8/16		W	91	84
1/21/16	@	W	102	101
2/29/16	@	W	103	96
3/30/16		L	105	109

2015-16 SEASON: 3-1 H: 1-1 A: 2-0

11/8/16		W	108	107
2/1/17	@	W	119	99
2/26/17	@	W	105	98

2016-17 SEASON: 3-0 H: 1-0 A: 2-0

DATE	@	W/L	GRIZZ	OPP
11/24/17	@	L	92	104
1/21/18	@	L	78	87
3/2/18		L	102	108
3/17/18		W	101	94

2017-18 SEASON: 1-3 H: 1-1 A: 0-2

11/7/18		W	89	87
12/10/18	@	L	99	105
1/28/19		L	92	95

2018-19 SEASON: 1-2 H: 1-1 A: 0-1

11/17/19		L	114	131
12/28/19	@	L	110	119
1/28/20		W	104	96

2019-20 SEASON: 1-2 H: 1-1 A: 0-1

3/12/21		L	102	103
4/19/21**	@	L	137	139
4/26/21	@	L	96	120

2020-21 SEASON: 0-3 H: 0-1 A: 0-2

11/1/21		W	106	97
11/3/21		W	108	106
1/21/22	@	W	122	118
4/7/22	@	L	109	122

2021-22 SEASON: 3-1 H: 2-0 A: 1-1

12/20/22	@	L	91	105
2/25/23		W	112	94
3/23/23	@	L	97	113

2022-23 SEASON: 1-2 H: 1-0 A: 0-2

* OT | ** 2OT | *** 3OT

INTRO

PLAYERS

EXECUTIVE

BASKETBALL OPS

BUSINESS OPS

MEDIA

COMMUNITY

HISTORY

PLAYOFFS

REVIEW

OPINIONS

NBA

FEDERATION

AT A GLANCE



DETROIT PISTONS



EASTERN CONFERENCE CENTRAL DIVISION

Home Court: Little Caesars Arena – 20,062
Office: 6201 Second Avenue, Detroit, MI 48202
Phone: (313) 747-8667
Website: pistons.com

Owner: Tom Gores

General Manager: Troy Weaver

Head Coach: Monty Williams

Assistant Coaches: Mark Bryant, Daniel Burke, Jarrett Jack, Brian Randle, Stephen Scalzi, Stephen Silas

Senior Director of Medical: Sebastian Poirier

Communications: Cletus Lewis, Mike Horan, Corey Moore, Ben Bagley

Television: Bally Sports Detroit, George Blaha, Greg Kelsor

Radio: 97.1 The Ticket, Mark Champion, Rich Mahorn, George Blaha

SERIES

Overall: 27-27

Home: 14-13

Road: 13-14

LONGEST STREAKS

	NUMBER	DATES
Overall Win Streak	10	1/27/10 – 11/15/14
Home Win Streak	6	11/24/10 – 1/14/16
Road Win Streak	6	3/15/09 – 1/5/14
Overall Loss Streak	7	12/19/05 – 1/19/09
Home Loss Streak	5	12/19/05 – 10/28/09
Road Loss Streak	5	3/10/00 – 1/31/04

LARGEST MARGINS

	DATE	MARGIN
Biggest Win	1/6/22	30
Worst Loss	12/21/07	27

2023-24 SCHEDULE

4/1/24	@ DET
4/5/24	@ MEM

2022-23 SEASON SERIES STATISTICS

MEMPHIS VS. DETROIT

PLAYER	G-GS	MIN	FG-FGA	PCT	3FG-FGA	PCT	FT-FTA	PCT	OFF	DEF	TOT	AST	PF-DQ	STL	TO	BLK	PTS	AVG	HI
Morant	2-2	68	18-43	.419	3-14	.214	9-13	.692	2	9	11	22	5-0	4	8	1	48	24.0	33
Jackson	2-2	59	15-25	.600	5-9	.556	7-11	.636	4	4	8	0	5-0	2	4	5	42	21.0	22
Brooks	2-2	64	13-34	.382	6-15	.400	6-7	.857	2	4	6	9	7-0	2	1	0	38	19.0	22
Clarke	2-1	54	13-17	.765	0-0	---	5-11	.455	6	15	21	4	7-0	1	3	0	31	15.5	17
Adams	1-1	23	5-8	.625	0-0	---	0-2	.000	3	5	8	4	1-0	1	2	1	10	10.0	10
Konchar	2-2	57	8-14	.571	1-5	.200	2-3	.667	0	9	9	1	4-0	5	1	0	19	9.5	11
Jones	2-0	43	6-18	.333	3-10	.300	0-0	---	1	7	8	11	0-0	1	3	0	15	7.5	10
Aldama	2-0	37	4-9	.444	3-6	.500	3-4	.750	3	9	12	5	4-0	2	1	2	14	7.0	9
Roddy	2-0	39	2-8	.250	2-5	.400	5-8	.625	1	1	2	1	3-0	0	2	2	11	5.5	7
Tillman	2-0	19	2-4	.500	1-1	1.000	1-2	.500	2	2	4	1	4-0	2	0	2	6	3.0	6
Z. Williams	1-0	17	1-3	.333	0-2	.000	0-0	---	0	4	4	0	0-0	0	2	0	2	2.0	2
Chandler	1-0	1	0-0	---	0-0	---	0-0	---	0	1	1	0	0-0	0	0	0	0	0.0	0
GRIZZLIES	2	480	87-183	.475	24-67	.358	38-61	.623	24	70	94	58	40-0	20	28	13	236	118.0	122

DETROIT VS. MEMPHIS

PLAYER	G-GS	MIN	FG-FGA	PCT	3FG-FGA	PCT	FT-FTA	PCT	OFF	DEF	TOT	AST	PF-DQ	STL	TO	BLK	PTS	AVG	HI
Bogdanovic	2-2	46	10-23	.435	4-10	.400	13-13	1.000	3	2	5	1	1-0	1	5	0	37	18.5	19
Bey	2-0	62	9-26	.346	2-10	.200	14-18	.778	2	6	8	10	6-0	1	2	0	34	17.0	24
Bagley	2-1	41	10-21	.476	0-3	.000	2-5	.400	5	9	14	1	5-0	0	3	5	22	11.0	14
Stewart	2-2	55	8-16	.500	5-11	.455	0-0	---	2	9	11	1	8-0	0	3	4	21	10.5	13
Diallo	1-0	12	4-6	.667	0-0	---	2-2	1.000	1	0	1	1	1-0	0	0	0	10	10.0	10
Ivey	2-2	55	6-23	.261	2-10	.200	6-8	.750	0	10	10	8	5-0	4	9	0	20	10.0	10
Knox II	2-0	29	6-9	.667	4-5	.800	3-4	.750	2	7	9	0	5-0	0	0	0	19	9.5	13
Hayes	2-2	48	7-21	.333	3-8	.375	1-1	1.000	1	2	3	11	10-0	3	6	2	18	9.0	13
Burks	2-0	36	5-13	.385	2-6	.333	1-2	.500	1	3	4	5	4-0	3	1	0	13	6.5	7
Duren	2-1	43	5-7	.714	0-0	---	0-0	---	4	11	15	3	6-0	1	2	2	10	5.0	10
Joseph	2-0	38	3-6	.500	2-4	.500	1-2	.500	0	4	4	8	1-0	0	2	1	9	4.5	8
McGruder	1-0	15	0-3	.000	0-2	.000	2-2	1.000	0	2	2	0	1-0	0	0	0	2	2.0	2
PISTONS	2	480	73-174	.420	24-70	.343	45-57	.789	21	65	86	49	53-0	13	34	14	215	107.5	112



ALL-TIME SERIES

DATE	@	W/L	GRIZZ	OPP
12/7/95		L	84	93
3/26/96	@	L	75	86
1995-96 SEASON: 0-2 H: 0-1 A: 0-1				
11/27/96	@	L	78	87
1/15/97		L	79	103
1996-97 SEASON: 0-2 H: 0-1 A: 0-1				
11/9/97 *		W	104	96
11/30/97	@	W	97	95
1997-98 SEASON: 2-0 H: 1-0 A: 1-0				
NO GAMES				
1998-99 SEASON: 0-0 H: 0-0 A: 0-0				
3/10/00	@	L	97	111
3/19/00		L	99	101
1999-00 SEASON: 0-2 H: 0-1 A: 0-1				
11/24/00	@	L	96	118
12/5/00		W	91	83
2000-01 SEASON: 1-1 H: 1-0 A: 0-1				
11/1/01		L	80	90
11/24/01	@	L	84	91
2001-02 SEASON: 0-2 H: 0-1 A: 0-1				
11/1/02	@	L	86	109
4/13/03 **		L	107	110
2002-03 SEASON: 0-2 H: 0-1 A: 0-1				
11/19/03		L	92	99
1/31/04	@	L	78	80
2003-04 SEASON: 0-2 H: 0-1 A: 0-1				
12/11/04		W	72	68
1/6/05	@	W	101	79
2004-05 SEASON: 2-0 H: 1-0 A: 1-0				
12/19/05 **		L	104	106
1/27/06	@	L	89	95
2005-06 SEASON: 0-2 H: 0-1 A: 0-1				
11/4/06	@	L	86	95
3/3/07		L	89	92
2006-07 SEASON: 0-2 H: 0-1 A: 0-1				
12/11/07		L	103	113
12/21/07	@	L	67	94
2007-08 SEASON: 0-2 H: 0-1 A: 0-1				
1/19/09		L	79	87
3/15/09	@	W	89	84
2008-09 SEASON: 1-1 H: 0-1 A: 1-0				

DATE	@	W/L	GRIZZ	OPP
10/28/09		L	74	96
1/27/10	@	W	99	93
2009-10 SEASON: 1-1 H: 0-1 A: 1-0				
11/24/10		W	105	84
1/12/11	@	W	107	99
2010-11 SEASON: 2-0 H: 1-0 A: 1-0				
1/20/12	@	W	98	81
3/3/12		W	100	83
2011-12 SEASON: 2-0 H: 1-0 A: 1-0				
11/30/12		W	90	78
2/19/13	@	W	105	91
2012-13 SEASON: 2-0 H: 1-0 A: 1-0				
11/1/13 *		W	111	108
1/5/14	@	W	112	84
2013-14 SEASON: 2-0 H: 1-0 A: 1-0				
11/15/14		W	95	88
3/17/15	@	L	95	105
2014-15 SEASON: 1-1 H: 1-0 A: 0-1				
12/9/15	@	W	93	92
1/14/16		W	103	101
2015-16 SEASON: 2-0 H: 1-0 A: 1-0				
12/21/16	@	W	98	86
4/9/17		L	90	103
2016-17 SEASON: 1-1 H: 0-1 A: 1-0				
2/1/18	@	L	102	104
4/8/18		W	130	117
2017-18 SEASON: 1-1 H: 1-0 A: 0-1				
1/2/19		L	94	101
4/9/19	@	L	93	100
2018-19 SEASON: 0-2 H: 0-1 A: 0-1				
1/24/20	@	W	125	112
2/3/20		W	96	82
2019-20 SEASON: 2-0 H: 1-0 A: 1-0				
2/19/21		W	109	95
5/6/21	@	L	97	111
2020-21 SEASON: 1-1 H: 1-0 A: 0-1				
1/6/22		W	118	88
2/10/22	@	W	132	107
2021-22 SEASON: 2-0 H: 1-0 A: 1-0				
12/4/22	@	W	122	112
12/9/22		W	114	103
2022-23 SEASON: 2-0 H: 1-0 A: 1-0				

* OT | ** 2OT | *** 3OT

INTRO

PLAYERS

EXECUTIVE

BASKETBALL
OPSBUSINESS
OPS

MEDIA

COMMUNITY

HISTORY

PLAYOFFS

REVIEW

OPPONENTS

NBA

FEDERFORUM

AT A GLANCE



GOLDEN STATE WARRIORS



WESTERN CONFERENCE PACIFIC DIVISION

Home Court: Chase Center – 18,064

Office: 1 Warriors Way, San Francisco, CA 94158

Phone: (415) 388-0100

Website: warriors.com

Co-Executive Chairman & CEO: Joe Lacob

Co-Executive Chairman: Peter Guber

President & COO: Brandon Schneider

General Manager: Mike Dunleavy

Head Coach: Steve Kerr

Assistant Coaches: Ron Adams, Kenny Atkinson, Chris DeMarco, Bruce Fraser, DeJan Milojevic, Kris Weems

VP, Player Health and Performance: Dr. Rick Celebrini

Communications: Raymond Ridder, Brett Winkler, Michael Ravina, Darryl Arata, Cole Lawrence

Television: NBC Sports Bay Area, Bob Fitzgerald, Kelenna Azubuike

Radio: KGMZ-FM (95.7 The Game), Tim Royce, Tom Tolbert

SERIES

Overall: 50-53

Home: 31-22

Road: 19-31

LONGEST STREAKS

	NUMBER	DATES
Overall Win Streak	11	11/26/10 – 11/20/13
Home Win Streak	9	11/3/08 – 11/9/13
Road Win Streak	5	1/23/12 – 11/20/13
Overall Loss Streak	7	2/21/07 – 4/4/08
Home Loss Streak	4	12/16/95 – 1/9/97
Road Loss Streak	5	3/26/17 – 12/17/18

LARGEST MARGINS

	DATE	MARGIN
Biggest Win	11/12/04	29
Worst Loss	11/2/15	50

2023-24 SCHEDULE

1/15/24	@ MEM	3/20/24	@ GSW
2/2/24	@ MEM		

2022-23 SEASON SERIES STATISTICS

MEMPHIS VS. GOLDEN STATE

PLAYER	G-GS	MIN	FG-FGA	PCT	3FG-FGA	PCT	FT-FTA	PCT	OFF	DEF	TOT	AST	PF-DQ	STL	TO	BLK	PTS	AVG	HI
Morant	2-2	76	25-49	.510	4-17	.235	11-19	.579	1	10	11	20	4-0	3	11	1	65	32.5	36
Jackson	4-4	110	27-53	.509	9-18	.500	17-20	.850	7	17	24	6	18-1	2	4	7	80	20.0	31
Bane	4-4	125	28-63	.444	7-24	.292	13-18	.722	2	10	12	12	9-0	2	7	2	76	19.0	26
Clarke	2-1	59	12-15	.800	0-0	---	4-6	.667	2	13	15	3	5-0	2	1	0	28	14.0	19
Brooks	4-4	125	20-46	.435	8-22	.364	7-8	.875	3	11	14	13	17-0	2	5	1	55	13.8	18
Jones	4-2	103	20-38	.526	5-14	.357	10-13	.769	1	7	8	35	2-0	5	3	0	55	13.8	22
Aldama	4-0	89	15-24	.625	8-13	.615	3-6	.500	5	10	15	4	6-0	0	2	2	41	10.3	15
Kennard (TOT)	2-0	40	7-13	.538	6-11	.545	0-0	---	0	5	5	7	3-0	0	1	0	20	10.0	14
Kennard (MEM)	2-0	40	7-13	.538	6-11	.545	0-0	---	0	5	5	7	3-0	0	1	0	20	10.0	14
Tillman	3-2	68	12-20	.600	0-0	---	3-4	.750	7	16	23	7	7-0	6	4	0	27	9.0	14
Adams	1-1	21	2-6	.333	0-0	---	2-2	1.000	7	7	14	1	2-0	0	0	1	6	6.0	6
Roddy	3-0	30	6-10	.600	3-6	.500	2-6	.333	1	4	5	2	2-0	0	1	1	17	5.7	11
Z. Williams	3-0	45	4-14	.286	2-11	.182	0-0	---	2	5	7	0	5-0	1	4	1	10	3.3	5
Konchar	3-0	57	3-12	.250	2-7	.286	0-0	---	1	6	7	4	8-0	3	1	1	8	2.7	8
Lofton	2-0	5	2-4	.500	1-3	.333	0-0	---	1	0	1	1	2-0	0	0	0	5	2.5	3
Chandler	2-0	5	0-1	.000	0-0	---	0-0	---	0	0	0	1	0-0	0	0	0	0	0.0	0
LaRavia	1-0	3	0-2	.000	0-2	.000	0-0	---	0	0	0	0	1-0	0	0	0	0	0.0	0
GRIZZLIES	4	960	183-370	.495	55-148	.372	72-102	.706	40	121	161	116	91-1	26	48	17	493	123.3	133

GOLDEN STATE VS. MEMPHIS

PLAYER	G-GS	MIN	FG-FGA	PCT	3FG-FGA	PCT	FT-FTA	PCT	OFF	DEF	TOT	AST	PF-DQ	STL	TO	BLK	PTS	AVG	HI
Curry	3-3	99	25-53	.472	11-24	.458	18-21	.857	4	13	17	12	7-0	3	8	0	79	26.3	34
Poole	4-3	124	29-61	.475	9-24	.375	29-31	.935	2	10	12	16	12-0	2	16	1	96	24.0	32
Thompson	4-4	134	29-79	.367	12-38	.316	6-7	.857	7	10	17	8	10-0	2	4	1	76	19.0	24
Kuminga	3-1	71	14-24	.583	5-9	.556	11-16	.688	6	8	14	10	8-0	1	8	3	44	14.7	24
Jerome	2-0	45	9-13	.692	5-8	.625	2-2	1.000	1	5	6	4	1-0	2	1	0	25	12.5	14
D. Green	4-4	128	14-24	.583	1-3	.333	9-12	.750	3	35	38	32	11-0	5	14	5	38	9.5	16
Moody	2-0	29	8-11	.727	2-4	.500	1-2	.500	2	2	4	0	2-0	0	0	1	19	9.5	10
Lamb	3-0	54	7-16	.438	3-10	.300	8-10	.800	3	9	12	4	8-0	2	0	2	25	8.3	11
DiVincenzo	4-3	110	12-27	.444	8-19	.421	0-0	---	5	9	14	13	7-0	1	7	1	32	8.0	19
Payton (TOT)	1-0	29	2-5	.400	1-2	.500	2-2	1.000	3	1	4	0	5-0	1	1	1	7	7.0	7
J. Green	3-0	39	5-13	.385	3-7	.429	3-3	1.000	3	1	4	4	3-0	1	1	0	16	5.3	9
Looney	4-2	83	7-16	.438	0-0	---	5-8	.625	10	13	23	9	9-0	4	0	5	19	4.8	10
Baldwin	2-0	19	2-9	.222	1-7	.143	0-0	---	0	2	2	0	3-0	0	2	2	5	2.5	5
Iguodala	1-0	18	0-3	.000	0-3	.000	0-0	---	0	1	1	4	1-0	2	0	0	0	0.0	0
Wiseman	1-0	8	0-0	---	0-0	---	0-0	---	0	5	5	0	1-0	0	0	0	0	0.0	0
WARRIORS	4	960	161-349	.461	60-156	.385	92-112	.821	46	123	169	116	83-0	25	64	21	474	118.5	123



ALL-TIME SERIES

DATE	@	W/L	GRIZZ	OPP
12/16/95		L	85	116
1/9/96	@	L	103	109
1/12/96		L	95	104
3/5/96	@	L	78	110

1995-96 SEASON: 0-4 H: 0-2 A: 0-2

11/3/96		L	95	105
1/8/97	@	W	109	95
1/9/97		L	86	102
1/27/97	@	L	97	122

1996-97 SEASON: 1-3 H: 0-2 A: 1-1

12/12/97		W	95	88
1/23/98	@	W	88	80
1/24/98		W	107	96
4/18/98	@	L	100	112

1997-98 SEASON: 3-1 H: 2-0 A: 1-1

3/9/99	@	L	82	92
4/18/99		L	85	90
5/3/99		L	83	91

1998-99 SEASON: 0-3 H: 0-2 A: 0-1

11/12/99		L	93	103
2/2/00	@	L	95	101
3/21/00		W	98	82
4/11/00	@	L	97	109

1999-00 SEASON: 1-3 H: 1-1 A: 0-2

12/30/00		L	101	102
2/15/01		W	99	89
2/16/01	@	W	92	79
4/18/01	@	W	95	81

2000-01 SEASON: 3-1 H: 1-1 A: 2-0

11/12/01		L	79	86
12/15/01	@	L	84	93
1/23/02	@	L	95	107
3/30/02		W	105	99

2001-02 SEASON: 1-3 H: 1-1 A: 0-2

11/11/02		L	101	108
12/16/02		W	104	91
1/13/03	@	W	110	108
2/3/03	@	L	91	101

2002-03 SEASON: 2-2 H: 1-1 A: 1-1

1/12/04 *	@	W	115	113
2/2/04		W	106	101
2/25/04		L	92	99
3/7/04	@	W	95	85

2003-04 SEASON: 3-1 H: 1-1 A: 2-0

11/12/04		W	96	67
11/20/04	@	W	100	87
12/22/04	@	L	99	109
3/1/05		W	99	97

2004-05 SEASON: 3-1 H: 2-0 A: 1-1

1/3/06		W	104	94
2/13/06	@	W	81	79
4/4/06		W	100	75

2005-06 SEASON: 3-0 H: 2-0 A: 1-0

DATE	@	W/L	GRIZZ	OPP
1/3/07		W	144	135
2/21/07 *	@	L	115	118
4/1/07	@	L	117	122
4/6/07		L	104	116

2006-07 SEASON: 1-3 H: 1-1 A: 0-2

12/17/07		L	117	125
1/11/08	@	L	104	116
3/15/08	@	L	107	110
4/4/08		L	86	117

2007-08 SEASON: 0-4 H: 0-2 A: 0-2

11/3/08		W	90	79
11/7/08	@	W	109	104
3/30/09	@	W	114	109

2008-09 SEASON: 3-0 H: 1-1 A: 2-0

11/4/09	@	L	105	113
12/22/09		W	121	108
3/20/10		W	123	107
3/24/10	@	L	110	128

2009-10 SEASON: 2-2 H: 2-0 A: 0-2

11/3/10	@	L	109	115
11/26/10		W	116	111
3/30/11		W	110	91

2010-11 SEASON: 2-1 H: 2-0 A: 1-1

1/23/12	@	W	91	90
2/18/12		W	104	103
3/7/12	@	W	110	92
4/3/12		W	98	94

2011-12 SEASON: 4-0 H: 2-0 A: 2-0

11/2/12	@	W	104	94
1/9/13	@	W	94	87
2/8/13		W	99	93

2012-13 SEASON: 3-0 H: 1-0 A: 2-0

11/9/13		W	108	90
11/20/13 *	@	W	88	81
12/7/13		L	82	108
3/28/14	@	L	93	100

2013-14 SEASON: 2-2 H: 1-1 A: 1-1

12/16/14		W	105	98
3/27/15		L	84	107
4/13/15	@	L	107	111

2014-15 SEASON: 1-2 H: 1-1 A: 0-1

11/2/15	@	L	69	119
11/11/15		L	84	100
4/9/16		L	99	100
4/13/16	@	L	104	125

2015-16 SEASON: 0-4 H: 0-2 A: 0-2

12/10/16		W	110	89
1/6/17 *	@	W	128	119
2/10/17		L	107	122
3/26/17	@	L	94	106

2016-17 SEASON: 2-2 H: 1-1 A: 1-1

DATE	@	W/L	GRIZZ	OPP
10/21/17		W	111	101
12/20/17	@	L	84	97
12/30/17	@	L	128	141

2017-18 SEASON: 1-2 H: 1-0 A: 0-2

11/5/18	@	L	101	117
12/17/18	@	L	93	110
3/27/19		L	103	118
4/10/19		W	132	117

2018-19 SEASON: 1-3 H: 1-1 A: 0-2

11/19/19		L	95	114
12/9/19	@	W	110	102
1/12/20		W	122	102

2019-20 SEASON: 2-1 H: 1-1 A: 1-0

3/19/21		L	103	116
3/20/21		W	111	103
5/16/21	@	L	101	113

2020-21 SEASON: 1-2 H: 1-1 A: 0-1

10/28/21 *	@	W	104	101
12/23/21	@	L	104	113
1/11/22		W	116	108
3/28/22		W	123	95

2021-22 SEASON: 3-1 H: 2-0 A: 1-1

12/25/22	@	L	109	123
1/25/23	@	L	120	122
3/9/23		W	131	110
3/18/23		W	133	119

2022-23 SEASON: 2-2 H: 2-0 A: 0-2

* OT | ** 2OT | *** 3OT

INTRO

PLAYERS

EXECUTIVE

BASKETBALL OPS

BUSINESS OPS

MEDIA

COMMUNITY

HISTORY

PLAYOFFS

REVIEW

OPINIONS

NBA

FEDERATION

AT A GLANCE



HOUSTON ROCKETS



WESTERN CONFERENCE SOUTHWEST DIVISION

Home Court: Toyota Center – 18,055
Office: 1510 Polk Street, Houston, TX 77002
Phone: (713) 758-7200
Website: rockets.com

Owner: Tilman J. Fertitta

General Manager: Rafael Stone

Head Coach: Ime Udoka

Assistant Coaches: Benn Sullivan, Royal Ivey, Garrett Jackson, Tiago Splitter, Cam Hodges, Mike Moser

Head Athletic Trainer: Jason Biles

Communications: Tracey Hughes, Sean McCloskey, Tomorrow Huff

Television: AT&T SportsNet, Craig Ackerman, Ryan Hollins

Radio (English): KBME 790 AM and KTRH 740 AM, Matt Thomas

Radio (Spanish): TUDN 93.3 FM, Adrian Chavarria

SERIES

Overall: 46-64

Home: 30-25

Road: 16-39

LONGEST STREAKS

	NUMBER	DATES
Overall Win Streak	5	3/20/22 – 3/24/23
Home Win Streak	5	1/21/11 – 3/29/13
Road Win Streak	3	3/20/22 – 3/1/23
Overall Loss Streak	9	12/16/97 – 12/6/99
Home Loss Streak	4	2/12/98 – 11/29/99
Road Loss Streak	13	11/25/06 – 12/22/12

LARGEST MARGINS

	DATE	MARGIN
Biggest Win	2/28/21	49
Worst Loss	3/14/16	49

2023-24 SCHEDULE

11/22/23	@ HOU	12/15/23	@ MEM
12/13/23	@ HOU	2/14/24	@ MEM

2022-23 SEASON SERIES STATISTICS

MEMPHIS VS. HOUSTON

PLAYER	G-GS	MIN	FG-FGA	PCT	3FG-FGA	PCT	FT-FTA	PCT	OFF	DEF	TOT	AST	PF-PQ	STL	TO	BLK	PTS	AVG	HI
Morant	4-2	101	37-63	.587	7-12	.583	23-30	.767	5	12	17	28	5-0	5	6	4	104	26.0	49
Jackson	3-3	89	25-45	.556	3-16	.188	19-23	.826	5	16	21	4	11-0	3	7	9	72	24.0	37
Bane	4-4	118	31-59	.525	17-34	.500	10-10	1.000	6	16	22	21	11-0	5	5	2	89	22.3	30
Brooks	2-2	45	9-17	.529	6-11	.545	3-4	.750	0	4	4	3	8-0	2	1	1	27	13.5	16
LaRavia	1-0	15	4-7	.571	3-4	.750	1-1	1.000	2	3	5	0	3-0	0	1	1	12	12.0	12
Jones	4-2	93	16-42	.381	11-23	.478	1-1	1.000	1	10	11	23	1-0	0	2	0	44	11.0	14
Kennard (TOT)	6-3	154	21-38	.553	19-33	.576	4-4	1.000	4	19	23	8	6-0	4	8	0	65	10.8	30
Kennard (MEM)	3-0	69	13-21	.619	13-20	.650	4-4	1.000	2	4	6	5	1-0	2	3	0	43	14.3	30
Roddy	3-1	71	9-20	.450	3-13	.231	4-4	1.000	3	4	7	3	8-0	1	3	1	25	8.3	13
Lofton	2-0	24	7-12	.583	1-1	1.000	1-2	.500	1	5	6	5	5-0	2	0	1	16	8.0	11
Aldama	4-1	99	11-24	.458	4-9	.444	4-6	.667	5	16	21	7	4-0	3	3	4	30	7.5	9
Konchar	4-1	79	10-20	.500	5-14	.357	0-0	---	3	8	11	4	4-0	8	2	2	25	6.3	17
Adams	1-1	33	3-4	.750	0-0	---	0-2	.000	2	7	9	2	5-0	0	0	2	6	6.0	6
Clarke	2-0	35	3-7	.429	0-0	---	4-6	.667	4	7	11	4	6-0	1	2	1	10	5.0	6
Chandler	1-0	10	2-5	.400	0-1	.000	0-0	---	0	1	1	3	0-0	0	0	0	4	4.0	4
Tillman	4-3	74	7-12	.583	0-2	.000	2-2	1.000	3	10	13	4	10-0	2	4	2	16	4.0	8
Z. Williams	1-0	5	0-3	.000	0-1	.000	0-0	---	0	0	0	0	0-0	0	0	0	0	0.0	0
GRIZZLIES	4	960	187-361	.518	73-161	.453	76-95	.800	42	123	165	116	82-0	34	42	30	523	130.8	151

HOUSTON VS. MEMPHIS

PLAYER	G-GS	MIN	FG-FGA	PCT	3FG-FGA	PCT	FT-FTA	PCT	OFF	DEF	TOT	AST	PF-PQ	STL	TO	BLK	PTS	AVG	HI
J. Green	4-4	131	36-72	.500	11-21	.524	15-18	.833	1	12	13	13	4-0	2	4	1	98	24.5	33
Gordon	1-1	36	5-12	.417	2-5	.400	5-7	.714	1	3	4	4	2-0	0	4	0	17	17.0	17
Martin	4-3	128	27-41	.659	5-13	.385	9-14	.643	6	14	20	5	9-0	1	5	4	68	17.0	31
Sengun	4-3	116	28-40	.700	1-6	.167	9-23	.391	13	20	33	12	14-1	5	10	2	66	16.5	25
Porter	4-4	125	22-53	.415	9-20	.450	10-15	.667	6	20	26	23	8-0	3	11	0	63	15.8	20
Smith	4-4	116	20-51	.392	8-23	.348	2-2	1.000	7	13	20	4	12-0	1	4	3	50	12.5	20
Tate	1-0	18	4-9	.444	0-2	.000	3-4	.750	1	2	3	1	3-0	0	0	0	11	11.0	11
Eason	4-0	101	17-34	.500	5-8	.625	3-4	.750	10	16	26	7	8-0	2	4	4	42	10.5	21
Kaminsky (TOT)	2-0	23	4-10	.400	3-8	.375	2-2	1.000	1	4	5	2	1-0	1	1	0	13	6.5	13
Kaminsky (HOU)	1-0	4	0-1	.000	0-1	.000	0-0	---	0	2	2	0	0-0	0	0	0	0	0.0	0
Fernando	1-1	12	2-3	.667	0-0	---	0-0	---	2	2	4	2	3-0	1	1	0	4	4.0	4
Christopher	4-0	46	5-14	.357	2-7	.286	2-4	.500	0	2	2	9	1-0	3	2	1	14	3.5	8
Garuba	3-0	47	3-8	.375	0-2	.000	4-4	1.000	10	3	13	1	10-1	2	1	2	10	3.3	8
Nix	3-0	49	3-15	.200	2-11	.182	2-4	.500	1	5	6	4	3-0	1	6	0	10	3.3	9
Mathews	1-0	13	1-2	.500	1-2	.500	0-0	---	0	1	1	0	1-0	0	0	0	3	3.0	3
Marjanovic	2-0	14	2-3	.667	0-0	---	0-0	---	2	4	6	2	1-0	0	4	0	4	2.0	4
Washington	1-0	5	0-5	.000	0-4	.000	0-0	---	0	1	1	0	0-0	0	1	0	0	0.0	0
ROCKETS	4	960	175-363	.482	46-125	.368	64-99	.646	60	120	180	87	79-2	21	59	17	460	115.0	125



ALL-TIME SERIES

DATE	@	W/L	GRIZZ	OPP
12/13/95		L	89	100
12/26/95	@	L	84	100
3/10/96		L	89	95
4/9/96	@	L	84	90

1995-96 SEASON: 0-4 H: 0-2 A: 0-2

12/17/96		W	93	92
2/11/97	@	L	97	106
4/6/97		L	85	94
4/10/97	@	L	94	102

1996-97 SEASON: 1-3 H: 1-1 A: 0-2

12/14/97		W	110	105
12/16/97	@	L	91	118
2/3/98	@	L	97	110
2/12/98		L	103	112

1997-98 SEASON: 1-3 H: 1-1 A: 0-2

2/27/99		L	74	86
3/6/99		L	92	107
3/11/99	@	L	91	102
4/14/99	@	L	85	102

1998-99 SEASON: 0-4 H: 0-2 A: 0-2

11/29/99 *		L	110	118
12/6/99	@	L	99	102
4/4/00		W	102	100
4/19/00	@	W	96	92

1999-00 SEASON: 2-2 H: 1-1 A: 1-1

11/9/00	@	L	78	85
12/11/00		L	75	82
1/26/01	@	L	89	106
4/14/01		L	95	100

2000-01 SEASON: 0-4 H: 0-2 A: 0-2

11/30/01		W	102	85
2/12/02	@	L	78	85
4/5/02		W	99	81
4/14/02	@	W	98	95

2001-02 SEASON: 3-1 H: 2-0 A: 1-1

12/13/02 *		W	114	109
1/27/03		L	95	100
2/22/03	@	L	82	93
4/15/03	@	L	86	97

2002-03 SEASON: 1-3 H: 1-1 A: 0-2

11/1/03	@	W	79	71
1/19/04		W	88	83
3/13/04	@	L	80	88
3/26/04		W	109	86

2003-04 SEASON: 3-1 H: 2-0 A: 1-1

11/5/04		L	81	89
11/9/04	@	L	87	90
1/17/05		W	99	80
4/13/05	@	L	92	100

2004-05 SEASON: 1-3 H: 1-1 A: 0-2

11/25/05		W	86	81
12/3/05	@	W	90	75
1/30/06		W	86	77
4/15/06	@	W	93	81

2005-06 SEASON: 4-0 H: 2-0 A: 2-0

DATE	@	W/L	GRIZZ	OPP
11/7/06		L	80	86
11/25/06	@	L	76	85
12/31/06	@	L	109	111
2/6/07		L	90	98

2006-07 SEASON: 0-4 H: 0-2 A: 0-2

11/13/07		W	105	99
12/5/07	@	L	92	105
12/28/07		L	83	103
2/29/08	@	L	95	116

2007-08 SEASON: 1-3 H: 1-1 A: 0-2

10/29/08	@	L	71	82
12/8/08		W	109	97
2/4/09		W	104	93
3/8/09	@	L	83	93

2008-09 SEASON: 2-2 H: 2-0 A: 0-2

11/11/09	@	L	79	104
2/5/10		L	83	101
3/17/10	@	L	94	107
4/6/10		L	103	113

2009-10 SEASON: 0-4 H: 0-2 A: 0-2

12/3/10		L	111	127
12/17/10	@	L	87	103
1/21/11		W	115	110
2/5/11 *	@	L	93	95

2010-11 SEASON: 1-3 H: 1-1 A: 0-2

12/30/11		W	113	93
2/14/12		W	93	83
2/20/12	@	L	93	97
3/30/12	@	L	89	98

2011-12 SEASON: 2-2 H: 2-0 A: 0-2

11/9/12		W	93	85
12/22/12	@	L	96	121
3/29/13		W	103	94
4/12/13	@	W	82	78

2012-13 SEASON: 3-1 H: 2-0 A: 1-1

11/25/13		L	86	93
12/26/13	@	L	92	100
1/24/14	@	W	88	87
1/25/14		W	99	81

2013-14 SEASON: 2-2 H: 1-1 A: 1-1

11/17/14		W	119	93
12/3/14	@	L	96	105
12/26/14 *		L	111	117
3/4/15	@	W	102	100

2014-15 SEASON: 2-2 H: 1-1 A: 1-1

11/20/15		W	96	84
11/25/15	@	W	102	93
1/12/16		L	91	107
3/14/16	@	L	81	130

2015-16 SEASON: 2-2 H: 1-1 A: 1-1

12/23/16		W	115	109
1/13/17	@	W	110	105
1/21/17		L	95	119
3/4/17	@	L	108	123

2016-17 SEASON: 2-2 H: 1-1 A: 1-1

DATE	@	W/L	GRIZZ	OPP
10/23/17	@	W	98	90
10/28/17		W	103	89
11/11/17	@	L	96	111
11/18/17		L	83	105

2017-18 SEASON: 2-2 H: 1-1 A: 1-1

12/15/18		L	97	105
12/31/18	@	L	101	113
1/14/19	@	L	94	112
3/20/19 *		W	126	125

2018-19 SEASON: 1-3 H: 1-1 A: 0-2

11/4/19		L	100	107
1/4/20		W	121	110
2/26/20	@	L	112	140

2019-20 SEASON: 1-2 H: 1-1 A: 0-1

2/4/21		L	103	115
2/28/21	@	W	133	84
3/29/21	@	W	120	110

2020-21 SEASON: 2-1 H: 0-1 A: 2-0

11/15/21		W	136	102
12/11/21		W	113	106
3/6/22	@	L	112	123
3/20/22	@	W	122	98

2021-22 SEASON: 3-1 H: 2-0 A: 1-1

10/21/22	@	W	129	122
3/1/23	@	W	113	99
3/22/23		W	130	125
3/24/23		W	151	114

2022-23 SEASON: 4-0 H: 2-0 A: 2-0

* OT | ** 2OT | *** 3OT

INTRO

PLAYERS

EXECUTIVE

BASKETBALL
OPSBUSINESS
OPS

MEDIA

COMMUNITY

HISTORY

PLAYOFFS

REVIEW

OPPONENTS

NBA

FEDERATION

AT A GLANCE



INDIANA PACERS



EASTERN CONFERENCE CENTRAL DIVISION

Home Court: Gainbridge Fieldhouse – 17,294
Office: 125 S. Pennsylvania Street, Indianapolis, IN 46204
Phone: (317) 917-2500
Website: pacers.com

Chairman, CEO and NBA Governor: Herbert Simon
Vice Chairman & Alternate NBA Governor: Steve Simon
President of Basketball Operations: Kevin Pritchard
Head Coach: Rick Carlisle
Assistant Coaches: Lloyd Pierce, Mike Weiner, Jenny Boucek, Jim Boylen
Senior Director of Medical Operations/Head Athletic Trainer: Josh Corbell
Communications: Michael Preston, Krissy Myers, Wes Kaminski
Television: Bally Sports Indiana, Chris Denari, Quinn Buckner, Jeremiah Johnson, Eddie Gill
Radio: The Fan (107.5 FM/1070 AM), Mark Boyle

SERIES

Overall: 22-32
Home: 15-13 **Road:** 7-19

LONGEST STREAKS

	NUMBER	DATES
Overall Win Streak	5 (2x)	3/22/14 – 12/19/15
Home Win Streak	4 (2x)	3/22/14 – 3/29/17
Road Win Streak	2 (3x)	3/15/22 – 1/14/23
Overall Loss Streak	12	3/8/96 – 1/30/02
Home Loss Streak	6	3/8/96 – 12/1/00
Road Loss Streak	11	3/22/96 – 2/14/07

LARGEST MARGINS

	DATE	MARGIN
Biggest Win	3/15/22	33
Worst Loss	12/4/96	47

2023-24 SCHEDULE

12/21/23 @ MEM
1/28/24 @ IND

2022-23 SEASON SERIES STATISTICS

MEMPHIS VS. INDIANA

PLAYER	G-GS	MIN	FG-FGA	PCT	3FG-FGA	PCT	FT-FTA	PCT	OFF	DEF	TOT	AST	PF-DQ	STL	TO	BLK	PTS	AVG	HI
Bane	1-1	29	10-19	.526	5-11	.455	0-0	---	0	8	8	3	2-0	1	1	1	25	25.0	25
Morant	2-2	67	16-38	.421	1-9	.111	17-21	.810	3	10	13	25	4-0	2	4	2	50	25.0	27
Jackson	2-2	60	16-24	.667	4-9	.444	1-2	.500	2	16	18	4	7-0	2	3	7	37	18.5	28
Clarke	2-1	37	9-9	1.000	0-0	---	6-9	.667	0	4	4	4	7-0	4	2	2	24	12.0	13
Adams	1-1	22	4-4	1.000	0-0	---	2-2	1.000	3	6	9	2	3-0	0	3	1	10	10.0	10
Z. Williams	2-2	48	9-15	.600	2-6	.333	0-0	---	0	4	4	2	3-0	1	1	1	20	10.0	13
Aldama	2-0	41	6-10	.600	1-5	.200	6-8	.750	2	5	7	3	2-0	3	0	0	19	9.5	17
Jones	2-0	53	6-18	.333	4-12	.333	2-2	1.000	0	3	3	9	0-0	6	0	0	18	9.0	10
Roddy	2-0	34	7-13	.538	2-5	.400	2-2	1.000	3	3	6	1	3-0	1	2	1	18	9.0	11
Tillman	2-0	32	4-8	.500	0-0	---	3-4	.750	9	3	12	2	2-0	0	1	0	11	5.5	9
Brooks	1-1	31	2-11	.182	1-7	.143	0-0	---	0	1	1	3	4-0	1	3	0	5	5.0	5
LaRavia	2-0	20	2-6	.333	1-5	.200	0-0	---	0	1	1	3	5-0	0	2	1	5	2.5	5
Chandler	1-0	6	0-1	.000	0-0	---	0-0	---	0	0	0	0	0-0	0	0	0	0	0.0	0
GRIZZLIES	2	480	91-176	.517	21-69	.304	39-50	.780	22	64	86	61	42-0	21	25	16	242	121.0	130

INDIANA VS. MEMPHIS

PLAYER	G-GS	MIN	FG-FGA	PCT	3FG-FGA	PCT	FT-FTA	PCT	OFF	DEF	TOT	AST	PF-DQ	STL	TO	BLK	PTS	AVG	HI
Mathurin	2-1	55	14-33	.424	4-10	.400	11-12	.917	4	7	11	3	1-0	1	4	0	43	21.5	27
Duarte	2-1	55	11-22	.500	5-13	.385	7-7	1.000	1	5	6	5	3-0	0	1	2	34	17.0	25
Turner	1-1	27	5-9	.556	2-4	.500	3-4	.750	0	4	4	1	5-0	0	2	1	15	15.0	15
Jackson	2-1	47	11-19	.579	0-1	.000	3-3	1.000	5	6	11	2	8-0	1	1	7	25	12.5	13
Nesmith	2-2	57	6-21	.286	1-13	.077	9-9	1.000	2	10	12	1	6-0	2	2	0	22	11.0	16
Nembhard	2-1	52	7-22	.318	3-13	.231	2-2	1.000	2	2	4	10	2-0	0	5	0	19	9.5	12
Taylor	1-0	13	4-5	.800	1-2	.500	0-0	---	2	2	4	1	1-0	0	2	0	9	9.0	9
McConnell	2-1	47	6-15	.400	1-2	.500	0-0	---	3	8	11	18	2-0	2	10	0	13	6.5	13
Smith	1-0	12	2-5	.400	0-2	.000	2-4	.500	4	2	6	0	4-0	1	1	2	6	6.0	6
Johnson	1-0	8	2-5	.400	1-2	.500	0-0	---	1	1	2	0	3-0	0	2	1	5	5.0	5
Queen	1-0	10	1-5	.200	0-3	.000	3-3	1.000	1	1	2	1	0-0	0	0	1	5	5.0	5
Brissett	2-0	37	2-9	.222	1-7	.143	3-4	.750	2	3	5	0	3-0	1	0	0	8	4.0	5
Hield	2-2	60	3-12	.250	1-7	.143	1-1	1.000	0	9	9	5	4-0	1	6	0	8	4.0	5
PACERS	2	480	74-182	.407	20-79	.253	44-49	.898	27	60	87	47	42-0	9	38	14	212	106.0	112



ALL-TIME SERIES

DATE	@	W/L	GRIZZ	OPP	DATE	@	W/L	GRIZZ	OPP
3/8/96		L	80	94	12/18/09		W	107	94
3/22/96	@	L	94	111	12/30/09	@	W	121	110
1995-96 SEASON: 0-2 H: 0-1 A: 0-1					2009-10 SEASON: 2-0 H: 1-0 A: 1-0				
11/29/96	@	L	94	104	12/26/10	@	W	104	90
12/4/96		L	80	127	3/19/11		W	99	78
1996-97 SEASON: 0-2 H: 0-1 A: 0-1					2010-11 SEASON: 2-0 H: 1-0 A: 1-0				
11/9/97 *		W	104	96	2/10/12		W	98	92
11/30/97	@	W	97	95	2011-12 SEASON: 1-0 H: 1-0 A: 0-0				
1997-98 SEASON: 2-0 H: 1-0 A: 1-0					12/31/12	@	L	83	88
2/11/99		L	97	101	1/21/13		L	81	82
1998-99 SEASON: 0-1 H: 0-1 A: 0-0					2012-13 SEASON: 0-2 H: 0-1 A: 0-1				
11/26/99	@	L	86	105	11/11/13	@	L	79	95
12/1/99		L	89	96	3/22/14		W	82	71
1999-00 SEASON: 0-2 H: 0-1 A: 0-1					2013-14 SEASON: 1-1 H: 1-0 A: 0-1				
12/1/00 *		L	76	86	10/31/14	@	W	97	89
3/23/01	@	L	75	95	4/15/15		W	95	83
2000-01 SEASON: 0-2 H: 0-1 A: 0-1					2014-15 SEASON: 2-0 H: 1-0 A: 1-0				
1/30/02	@	L	82	83	10/29/15	@	W	112	103
3/7/02		W	122	111	12/19/15		W	96	84
2001-02 SEASON: 1-1 H: 1-0 A: 0-1					2015-16 SEASON: 2-0 H: 1-0 A: 1-0				
2/18/03 *		W	108	103	2/24/17	@	L	92	102
3/21/03	@	L	92	101	3/29/17		W	110	97
2002-03 SEASON: 1-1 H: 1-0 A: 0-1					2016-17 SEASON: 1-1 H: 1-0 A: 0-1				
12/29/03	@	L	86	94	11/15/17		L	113	116
3/20/04		W	99	95	1/31/18	@	L	101	105
2003-04 SEASON: 1-1 H: 1-0 A: 0-1					2017-18 SEASON: 0-2 H: 0-1 A: 0-1				
1/11/05		L	85	86	10/17/18	@	L	83	111
2/13/05	@	L	73	76	1/26/19		W	106	103
2004-05 SEASON: 0-2 H: 0-1 A: 0-1					2018-19 SEASON: 1-1 H: 1-0 A: 0-1				
12/10/05	@	L	66	80	11/25/19	@	L	114	126
3/21/06		W	105	75	12/2/19		L	104	117
2005-06 SEASON: 1-1 H: 1-0 A: 0-1					2019-20 SEASON: 0-2 H: 0-1 A: 0-1				
2/3/07		L	110	116	2/2/21	@	L	116	134
2/14/07	@	L	104	114	4/11/21		L	125	132
2006-07 SEASON: 0-2 H: 0-1 A: 0-1					2020-21 SEASON: 0-2 H: 0-1 A: 0-1				
11/3/07		L	111	121	3/15/22	@	W	135	102
1/2/08	@	W	90	72	3/24/22		W	133	103
2007-08 SEASON: 1-1 H: 0-1 A: 1-0					2021-22 SEASON: 2-0 H: 1-0 A: 1-0				
12/26/08		W	108	105	1/14/23	@	W	130	112
2/25/09	@	L	99	104	1/29/23		W	112	100
2008-09 SEASON: 1-1 H: 1-0 A: 0-1					2022-23 SEASON: 2-0 H: 1-0 A: 1-0				

* OT | ** 2OT | *** 3OT

INTRO

PLAYERS

EXECUTIVE

BASKETBALL
OPSBUSINESS
OPS

MEDIA

COMMUNITY

HISTORY

PLAYOFFS

REVIEW

OPPONENTS

NBA

FEDERFORUM

AT A GLANCE



LOS ANGELES CLIPPERS



WESTERN CONFERENCE PACIFIC DIVISION

Home Court: Crypto.com Arena – 19,060
Office: 6951 S. Centinela Ave., Playa Vista, CA 90094
Phone: (310) 862-6000 **Website:** clippers.com

Owner: Steve Ballmer

President, Basketball Operations: Lawrence Frank

Head Coach: Tyrone Lue

Associate Head Coach: Daniel Craig

Assistant Coaches: Jeremy Castleberry, Larry Drew, Shaun Fein, Jay Larranaga, Brendan O'Connor, Brian Shaw, Dahntay Jones

Assistant Coach/VP of Player Performance: Todd Wright

Communications: Chris Wallace, Dennis Rogers, Curtis Jackson, Cooper Dzierzanowski

Television: SoCal/KTLA, Brian Sieman

Radio (English): AM 570 (LA Sports)

Radio (Spanish): ESPN Deportes (1330 AM)

SERIES

Overall: 50-54

Home: 30-22

Road: 20-32

LONGEST STREAKS

	NUMBER	DATES
Overall Win Streak	7	4/8/03 – 12/27/04
Home Win Streak	6	11/11/97 – 12/19/99
Road Win Streak	4	1/11/04 – 3/7/05
Overall Loss Streak	4 (2x)	4/5/11 – 3/24/12
Home Loss Streak	4	11/10/95 – 2/26/97
Road Loss Streak	5	12/23/00 – 3/30/03

LARGEST MARGINS

	DATE	MARGIN
Biggest Win	2/25/21	28
Worst Loss	2/24/20	27

2023-24 SCHEDULE

11/12/23	@ LAC	1/12/24	@ MEM
12/29/23	@ LAC	2/23/24	@ MEM

2022-23 SEASON SERIES STATISTICS

MEMPHIS VS. LOS ANGELES CLIPPERS

PLAYER	G-GS	MIN	FG-FGA	PCT	3FG-FGA	PCT	FT-FTA	PCT	OFF	DEF	TOT	AST	PF-PQ	STL	TO	BLK	PTS	AVG	HI
Bane	2-2	74	21-40	.525	6-14	.429	4-4	1.000	1	6	7	15	6-0	3	2	1	52	26.0	30
Moran	2-2	61	15-39	.385	2-12	.167	14-16	.875	0	9	9	13	4-0	3	11	0	46	23.0	36
Brooks	2-2	59	16-35	.457	3-15	.200	7-9	.778	1	9	10	5	5-0	3	1	1	42	21.0	30
Jackson	2-2	61	12-28	.429	2-7	.286	7-9	.778	3	10	13	2	9-0	4	4	5	33	16.5	24
Jones	2-1	59	12-24	.500	6-12	.500	2-2	1.000	1	4	5	18	0-0	7	0	1	32	16.0	25
Kennard (TOT)	3-1	95	16-27	.593	11-18	.611	1-1	1.000	1	12	13	7	5-0	0	4	1	44	14.7	17
Kennard (MEM)	3-1	95	16-27	.593	11-18	.611	1-1	1.000	1	12	13	7	5-0	0	4	1	44	14.7	17
Tillman	3-3	98	20-33	.606	0-2	.000	3-7	.429	9	13	22	10	7-0	5	5	3	43	14.3	16
Aldama	3-1	69	14-24	.583	3-6	.500	8-10	.800	5	11	16	1	7-0	1	4	2	39	13.0	17
Roddy	3-1	76	9-20	.450	2-8	.250	0-0	---	4	11	15	6	8-0	3	2	0	20	6.7	8
LaRavia	1-0	22	2-4	.500	2-4	.500	0-0	---	2	1	3	0	1-0	0	0	0	6	6.0	6
Konchar	1-0	20	2-2	1.000	1-1	1.000	0-0	---	0	3	3	2	1-0	1	0	0	5	5.0	5
Chandler	1-0	13	2-3	.667	0-0	---	0-0	---	0	2	2	3	2-0	1	1	0	4	4.0	4
Lofton	1-0	9	1-4	.250	0-0	---	1-2	.500	1	3	4	1	1-0	0	1	0	3	3.0	3
Z. Williams	1-0	6	0-0	---	0-0	---	0-0	---	0	0	0	0	3-0	1	0	0	0	0.0	0
GRIZZLIES	3	720	142-283	.502	38-99	.384	47-60	.783	28	94	122	83	59-0	32	36	14	369	123.0	132

LOS ANGELES CLIPPERS VS. MEMPHIS

PLAYER	G-GS	MIN	FG-FGA	PCT	3FG-FGA	PCT	FT-FTA	PCT	OFF	DEF	TOT	AST	PF-PQ	STL	TO	BLK	PTS	AVG	HI
George	1-1	35	12-23	.522	4-9	.444	14-15	.933	3	8	11	3	4-0	1	3	0	42	42.0	42
Leonard	2-2	56	13-29	.448	5-11	.455	15-15	1.000	2	11	13	4	2-0	2	5	2	46	23.0	34
Westbrook (TOT)	4-3	126	29-53	.547	7-14	.500	13-21	.619	4	14	18	33	7-0	2	15	4	78	19.5	36
Westbrook (LAC)	3-3	95	19-35	.543	5-10	.500	6-10	.600	1	12	13	27	4-0	2	11	3	49	16.3	36
Gordon (TOT)	4-3	113	19-35	.543	9-19	.474	14-16	.875	1	8	9	10	4-0	1	8	1	61	15.3	17
Gordon (LAC)	3-2	77	14-23	.609	7-14	.500	9-9	1.000	0	5	5	6	2-0	1	4	1	44	14.7	17
Covington	2-0	52	10-13	.769	7-8	.875	2-2	1.000	0	10	10	3	6-0	3	4	1	29	14.5	27
Powell	2-0	49	10-20	.500	4-8	.500	5-6	.833	1	1	2	3	5-0	2	4	0	29	14.5	16
Hyland (TOT)	3-0	60	16-43	.372	8-20	.400	2-2	1.000	2	8	10	8	6-0	2	2	1	42	14.0	20
Hyland (LAC)	2-0	45	12-28	.429	6-13	.462	0-0	---	2	7	9	7	3-0	1	1	1	30	15.0	20
Zubac	3-3	66	13-22	.591	0-0	---	5-10	.500	9	22	31	2	9-0	2	4	4	31	10.3	15
Coffey	1-0	12	2-3	.667	1-2	.500	3-4	.750	0	1	1	1	0-0	0	1	0	8	8.0	8
Plumlee (TOT)	5-2	101	16-21	.762	0-0	---	7-9	.778	9	25	34	11	11-0	2	7	3	39	7.8	15
Plumlee (LAC)	3-0	56	11-14	.786	0-0	---	3-4	.750	5	12	17	7	7-0	1	5	1	25	8.3	15
Mann	3-1	72	6-16	.375	3-10	.300	8-8	1.000	1	6	7	7	5-0	2	2	0	23	7.7	11
Moon	1-0	9	2-6	.333	1-3	.333	0-0	---	0	1	1	3	0-0	0	1	0	5	5.0	5
Morris	1-1	25	2-6	.333	1-2	.500	0-0	---	1	1	2	3	1-0	0	1	0	5	5.0	5
Batum	3-2	59	1-13	.077	1-11	.091	1-1	1.000	1	8	9	3	4-0	2	3	0	4	1.3	4
Diabate	1-0	9	0-2	.000	0-0	---	0-0	---	2	2	4	0	0-0	0	0	1	0	0.0	0
CLIPPERS	3	720	127-253	.502	45-101	.446	71-84	.845	28	107	135	79	52-0	19	51	14	370	123.3	141



ALL-TIME SERIES

DATE	@	W/L	GRIZZ	OPP
11/10/95		L	91	98
11/16/95	@	L	98	103
1/7/96		L	93	101
4/21/96	@	W	108	101

1995-96 SEASON: 1-3 H: 0-2 A: 1-1

11/12/96	**	L	92	99
1/30/97	@	L	94	100
2/26/97		L	80	83
3/25/97	* @	L	104	110

1996-97 SEASON: 0-4 H: 0-2 A: 0-2

11/11/97		W	119	113
1/7/98	@	L	102	110
3/23/98		W	106	95
4/7/98	@	W	110	94

1997-98 SEASON: 3-1 H: 2-0 A: 1-1

2/10/99		W	105	99
2/16/99	** @	W	93	89
4/21/99		W	97	94
4/24/99	@	L	96	105

1998-99 SEASON: 3-1 H: 2-0 A: 0-1

11/14/99		W	109	89
12/13/99	@	L	90	102
12/19/99		W	85	84
2/10/00	@	W	112	90

1999-00 SEASON: 3-1 H: 2-0 A: 1-1

11/2/00	@	W	99	91
2/16/00		L	72	76
12/23/00	@	L	90	92
4/4/01		W	86	78

2000-01 SEASON: 2-2 H: 1-1 A: 1-1

11/7/01	@	L	92	108
1/28/02	*	W	119	115
2/25/02		L	77	90
4/16/02	@	L	84	92

2001-02 SEASON: 1-3 H: 1-1 A: 0-2

1/3/03		W	116	111
1/8/03	@	L	95	103
3/30/03	@	L	100	102
4/8/03		W	111	108

2002-03 SEASON: 2-2 H: 1-1 A: 1-1

1/11/04	* @	W	108	107
2/11/04		W	110	102
3/6/04	@	W	98	92
3/12/04		W	98	89

2003-04 SEASON: 4-0 H: 2-0 A: 2-0

12/19/04	@	W	92	82
12/27/04		W	96	76
2/3/05		L	103	106
3/7/05	@	W	105	102

2004-05 SEASON: 3-1 H: 1-1 A: 2-0

2/10/06	@	L	87	91
3/5/06	@	W	102	86
3/23/06		W	95	85
4/18/06		W	101	95

2005-06 SEASON: 3-1 H: 2-0 A: 1-1

DATE	@	W/L	GRIZZ	OPP
11/29/06	@	L	90	105
12/9/06		L	82	89
1/20/07	@	L	91	112

2006-07 SEASON: 0-3 H: 0-1 A: 0-2

12/14/17		L	91	98
1/26/08	*	W	125	120
2/20/08	@	L	86	100
3/29/08	@	L	97	110

2007-08 SEASON: 1-3 H: 1-1 A: 0-2

12/5/08		W	93	81
2/6/09		L	105	126
3/4/09	@	W	118	95

2008-09 SEASON: 2-1 H: 1-1 A: 1-0

11/7/09	@	L	110	113
11/18/09		W	106	91
11/29/09	@	L	88	98
1/12/10		W	104	102

2009-10 SEASON: 2-2 H: 2-0 A: 0-2

12/11/10	@	W	84	83
3/14/11		W	105	82
4/5/11		L	81	82
4/13/11	@	L	103	110

2010-11 SEASON: 2-2 H: 1-1 A: 1-1

1/26/12	@	L	91	98
3/24/12	@	L	85	101
4/9/12		W	94	85

2011-12 SEASON: 1-2 H: 1-0 A: 0-2

10/31/12	@	L	92	101
1/14/13		L	73	99
3/13/13	@	W	96	85
4/13/13		L	87	91

2012-13 SEASON: 1-3 H: 0-2 A: 1-1

11/18/13	@	W	106	102
12/5/13		L	81	101
2/21/14		W	102	96

2013-14 SEASON: 2-1 H: 1-1 A: 1-0

11/23/14		W	107	91
2/23/15	@	W	90	87
2/27/15		L	79	97
4/11/15	@	L	86	94

2014-15 SEASON: 2-2 H: 1-1 A: 1-1

11/9/15	@	L	92	94
3/19/16		W	113	102
4/12/16	@	L	84	110

2015-16 SEASON: 1-2 H: 1-0 A: 0-2

11/4/16		L	88	99
11/16/16	@	W	111	107
1/4/17	@	L	106	115
3/9/17		L	98	114

2016-17 SEASON: 1-3 H: 0-2 A: 1-1

DATE	@	W/L	GRIZZ	OPP
11/4/17	@	W	113	104
12/23/17		W	115	112
1/2/18	@	L	105	113
1/26/18		L	100	109

2017-18 SEASON: 2-2 H: 1-1 A: 1-1

11/23/18	* @	L	107	112
12/5/18		W	96	86
2/22/19		L	106	112
3/31/19	@	L	96	113

2018-19 SEASON: 1-3 H: 1-1 A: 0-2

11/27/19		L	119	121
1/4/20	@	W	140	114
2/24/20	@	L	97	124

2019-20 SEASON: 1-2 H: 1-1 A: 1-1

2/25/21		W	122	94
2/26/21		L	99	119
4/21/21	@	L	105	117

2020-21 SEASON: 1-2 H: 1-1 A: 0-1

10/23/21	@	W	120	114
11/18/21		W	120	108
1/8/22	@	W	123	108
2/8/22		W	135	109

2021-22 SEASON: 4-0 H: 2-0 A: 2-0

3/5/23	@	L	129	135
3/29/23		L	132	141
3/31/23		W	108	94

2022-23 SEASON: 1-2 H: 1-1 A: 0-1

* OT | ** 2OT | *** 3OT

INTRO

PLAYERS

EXECUTIVE

BASKETBALL OPS

BUSINESS OPS

MEDIA

COMMUNITY

HISTORY

PLAYOFFS

REVIEW

OPPONENTS

NBA

FEDERATION

AT A GLANCE



LOS ANGELES LAKERS

WESTERN CONFERENCE PACIFIC DIVISION



Home Court: Crypto.com Arena – 18,910
Office: 2275 E. Mariposa Ave., El Segundo, CA 90245
Phone: (310) 426-6000 **Website:** lakers.com

Governor: Jeanie Buss

VP, Basketball Operations & General Manager: Rob Pelinka

Head Coach: Darvin Ham

Assistant Coaches: Christopher Jent, Phil Handy, Jordan Ott, JD DuBois,
Schuyler Rimmer, Zach Peterson, DeMarre Carroll

Head Athletic Trainer: Roger Sancho

Communications: Mitch Heckart, Ta'Nisha Cooper, Noah Camarena,

Chris McGean, Matt Fleer

Television: Spectrum SportsNet, Bill Macdonald, Stu Lantz, Mike Trudell

Radio (English): ESPNLA Radio (710 AM), John Ireland, Mychal Thompson

Radio (Spanish): 1330 KWKW (1330 AM), Samuel Jacobo, Jose "Pepe" Mantilla

SERIES

Overall: 39-63

Home: 24-27

Road: 15-36

LONGEST STREAKS

	NUMBER	DATES
Overall Win Streak	9	2/26/14 – 2/26/16
Home Win Streak	7	2/26/14 – 1/15/18
Road Win Streak	5	11/15/13 – 2/26/16
Overall Loss Streak	12	11/17/95 – 4/8/98
Home Loss Streak	6	11/17/95 – 3/15/98
Road Loss Streak	18	12/1/95 – 4/9/04

LARGEST MARGINS

	DATE	MARGIN
Biggest Win	11/10/14	23
Worst Loss	1/14/02	39

2023-24 SCHEDULE

11/14/23	@ LAL	3/27/24	@ MEM
1/5/24	@ LAL	4/12/24	@ MEM

2022-23 SEASON SERIES STATISTICS

MEMPHIS VS. LOS ANGELES LAKERS

PLAYER	G-GS	MIN	FG-FGA	PCT	3FG-FGA	PCT	FT-FTA	PCT	OFF	DEF	TOT	AST	PF-DQ	STL	TO	BLK	PTS	AVG	HI
Morant	2-2	67	24-58	.414	1-11	.091	12-16	.750	3	10	13	18	3-0	2	8	0	61	30.5	39
Jackson	3-3	96	18-37	.486	4-14	.286	14-18	.778	4	17	21	0	15-0	3	10	54	18.0	26	
Adams	1-1	26	6-7	.857	0-0	---	4-9	.444	8	9	17	2	2-0	0	1	1	16	16.0	16
Tillman	2-2	65	14-26	.538	0-1	.000	1-2	.500	11	10	21	4	4-0	6	1	2	29	14.5	18
Jones	3-1	67	15-29	.517	6-12	.500	7-7	1.000	1	4	5	9	0-0	2	0	0	43	14.3	20
Bane	3-3	98	16-42	.381	2-11	.182	5-7	.714	1	17	18	14	7-0	5	4	2	39	13.0	16
Clarke	2-0	37	10-11	.909	0-0	---	6-10	.600	6	9	15	2	5-1	1	1	2	26	13.0	20
Brooks	3-3	84	11-45	.244	6-20	.300	1-2	.500	3	7	10	5	16-1	3	2	1	29	9.7	13
Kenndard (TOT)	4-1	91	12-26	.462	8-17	.471	4-4	1.000	0	12	12	9	7-0	1	2	0	36	9.0	13
Kenndard (MEM)	2-0	42	3-11	.273	2-8	.250	4-4	1.000	0	8	8	6	3-0	0	2	0	12	6.0	6
Aldama	3-0	57	8-19	.421	2-8	.250	3-6	.500	3	10	13	2	6-0	1	2	1	21	7.0	11
Roddy	2-0	11	1-5	.200	1-4	.250	2-2	1.000	0	2	2	1	1-0	0	0	0	5	2.5	5
Konchar	3-0	44	2-8	.250	0-4	.000	2-3	.667	3	5	8	1	5-0	2	0	0	6	2.0	6
Z. Williams	3-0	24	2-9	.222	0-4	.000	0-0	---	1	3	4	3	6-0	0	1	0	4	1.3	2
Chandler	1-0	1	0-0	---	0-0	---	0-0	---	0	0	0	0	0-0	0	0	0	0	0.0	0
Lofton	1-0	1	0-0	---	0-0	---	0-0	---	0	0	0	0	0-0	0	0	0	0	0.0	0
V. Williams	1-0	1	0-0	---	0-0	---	0-0	---	0	0	0	0	0-0	0	0	0	0	0.0	0
GRIZZLIES	3	720	130-307	.423	24-97	.247	61-86	.709	44	111	155	67	73-1	25	28	19	345	115.0	121

LOS ANGELES LAKERS VS. MEMPHIS

PLAYER	G-GS	MIN	FG-FGA	PCT	3FG-FGA	PCT	FT-FTA	PCT	OFF	DEF	TOT	AST	PF-DQ	STL	TO	BLK	PTS	AVG	HI
Davis	2-2	71	20-36	.556	1-3	.333	17-22	.773	10	31	41	3	5-0	0	12	7	58	29.0	30
Westbrook	1-0	31	10-18	.556	2-4	.500	7-11	.636	3	2	5	6	3-0	0	4	1	29	29.0	29
James	1-1	37	8-21	.381	1-5	.200	6-7	.857	2	7	9	6	4-0	2	3	2	23	23.0	23
Reaves	2-0	60	11-21	.524	5-10	.500	7-9	.778	0	6	6	14	5-0	2	4	1	34	17.0	17
Schroder	3-3	100	13-36	.361	2-10	.200	18-19	.947	1	17	18	27	7-0	4	9	1	46	15.3	19
Walker	2-0	39	10-24	.417	5-14	.357	2-2	1.000	0	6	6	2	2-0	0	5	1	27	13.5	21
Russell (TOT)	3-3	101	15-41	.366	5-21	.238	3-5	.600	1	12	13	25	9-0	6	11	0	38	12.7	19
Beasley (TOT)	5-2	139	24-52	.462	13-34	.382	1-1	1.000	0	17	17	12	7-0	5	8	0	62	12.4	18
Beasley (LAL)	2-2	54	7-18	.389	3-10	.300	0-0	---	0	8	8	5	5-0	2	5	0	17	8.5	12
Hachimura (TOT)	4-0	85	18-37	.486	4-10	.400	4-5	.800	4	12	16	2	4-0	0	2	1	44	11.0	17
Hachimura (LAL)	2-0	47	10-18	.556	2-5	.400	4-4	1.000	3	8	11	1	1-0	0	1	1	26	13.0	17
Nunn	1-0	21	4-10	.400	3-9	.333	0-0	---	0	5	5	0	4-0	0	1	1	11	11.0	11
Beverley	1-1	23	3-6	.500	2-5	.400	2-2	1.000	0	1	1	0	2-0	1	0	0	10	10.0	10
T. Brown	3-3	88	8-30	.267	6-20	.300	4-5	.800	3	9	12	3	2-0	1	1	1	26	8.7	13
Bryant	1-1	22	3-8	.375	0-3	.000	2-2	1.000	3	4	7	1	5-0	1	0	1	8	8.0	8
Vanderbilt (TOT)	5-5	122	11-26	.423	2-7	.286	11-16	.688	6	32	38	19	18-0	5	12	2	35	7.0	12
Vanderbilt (LAL)	2-2	53	3-11	.273	0-2	.000	3-4	.750	3	13	16	3	7-0	2	3	1	9	4.5	5
Gabriel	3-0	48	6-9	.667	0-1	.000	1-2	.500	3	10	13	0	9-0	1	0	1	13	4.3	6
Toscano-Anderson	1-0	10	0-1	.000	0-0	---	3-4	.750	0	1	1	1	1-0	0	0	0	3	3.0	3
Christie	2-0	15	1-1	1.000	1-1	1.000	0-0	---	0	1	1	1	0-0	0	0	0	3	1.5	3
Bamba (TOT)	2-0	9	0-2	.000	0-1	.000	0-0	---	1	1	2	1	2-0	0	0	1	0	0.0	0
Bamba (LAL)	1-0	1	0-0	---	0-0	---	0-0	---	0	0	0	0	0-0	0	0	0	0	0.0	0
Reed (TOT)	2-0	3	0-1	.000	0-1	.000	0-0	---	0	1	1	0	1-0	0	0	0	0	0.0	0
Reed (LAL)	1-0	1	0-1	.000	0-1	.000	0-0	---	0	0	0	0	1-0	0	0	0	0	0.0	0
LAKERS	3	720	117-269	.435	33-103	.320	76-93	.817	31	129	160	73	63-0	16	51	19	343	114.3	122



ALL-TIME SERIES

DATE	@	W/L	GRIZZ	OPP
11/17/95		L	91	114
12/1/95	@	L	100	113
2/28/96		L	80	99
4/5/96	@	L	94	104

1995-96 SEASON: 0-4 H: 0-2 A: 0-2

1/5/97		L	82	95
1/14/97	@	L	81	91
2/21/97	@	L	91	99
3/27/97 *		L	98	102

1996-97 SEASON: 0-4 H: 0-2 A: 0-2

11/16/97	@	L	95	121
1/6/98		L	87	100
3/15/98		L	110	119
4/8/98	@	L	102	113

1997-98 SEASON: 0-4 H: 0-2 A: 0-2

12/23/99		W	93	83
3/29/99	@	L	98	116
4/19/99	@	L	102	117

1998-99 SEASON: 1-2 H: 1-0 A: 0-2

11/3/99	@	L	88	103
12/11/99		L	94	106
3/1/00	@	L	91	103
3/29/00		L	99	108

1999-00 SEASON: 0-4 H: 0-2 A: 0-2

11/4/00		L	89	98
12/15/00	@	L	76	98
1/15/01 *	@	L	112	113
3/3/01		L	88	98

2000-01 SEASON: 0-4 H: 0-2 A: 0-2

11/9/01	@	L	86	110
12/21/01		W	114	108
1/14/02	@	L	81	120
2/1/02		L	85	100

2001-02 SEASON: 1-3 H: 1-1 A: 0-2

11/29/02 *		L	106	112
12/3/02	@	L	91	101
3/31/03	@	L	94	110
4/4/03		L	101	102

2002-03 SEASON: 0-4 H: 0-2 A: 0-2

11/10/03		W	105	95
11/23/03	@	L	89	121
1/21/04		W	88	82
4/9/04	@	L	95	103

2003-04 SEASON: 2-2 H: 2-0 A: 0-2

11/10/04		W	110	87
12/20/04	@	W	82	72
4/3/05		W	102	82

2004-05 SEASON: 3-0 H: 2-0 A: 1-0

11/14/05		W	85	73
12/14/05		L	79	94
12/28/05 *	@	W	100	99
2/11/06	@	W	100	99

2005-06 SEASON: 3-1 H: 1-1 A: 2-0

DATE	@	W/L	GRIZZ	OPP
11/12/06	@	L	81	91
1/9/07		W	128	118
3/22/07		L	119	121
3/27/07	@	W	88	86

2006-07 SEASON: 2-2 H: 1-1 A: 1-1

1/8/08		L	101	117
1/13/08	@	L	99	100
3/28/08	@	W	114	111

2007-08 SEASON: 1-2 H: 0-1 A: 1-1

12/22/08		L	96	105
1/31/09		L	98	115
3/3/09	@	L	89	99
4/12/09	@	L	75	92

2008-09 SEASON: 0-4 H: 0-2 A: 0-2

11/6/09	@	L	98	114
2/1/10		W	95	93
2/23/10		L	98	99

2009-10 SEASON: 1-2 H: 1-1 A: 0-1

11/2/10	@	L	105	124
11/30/10		W	98	96
1/2/11	@	W	104	85
2/7/11		L	84	93

2010-11 SEASON: 2-2 H: 1-1 A: 1-1

1/8/12	@	L	82	90
3/13/12 **		L	111	116
3/25/12	@	W	102	96

2011-12 SEASON: 1-2 H: 0-1 A: 1-1

11/23/12		W	106	98
1/23/13		W	106	93
4/5/13	@	L	84	86

2012-13 SEASON: 2-1 H: 2-0 A: 0-1

11/15/13	@	W	89	86
12/17/13		L	92	96
2/26/14		W	108	103
4/13/14	@	W	102	90

2013-14 SEASON: 3-1 H: 1-1 A: 2-0

11/11/14		W	107	102
11/26/14	@	W	99	93
1/2/15	@	W	109	106
3/6/15		W	97	90

2014-15 SEASON: 4-0 H: 2-0 A: 2-0

12/27/15		W	112	96
2/24/16		W	128	119
2/26/16	@	W	112	95
3/22/16	@	L	100	107

2015-16 SEASON: 3-1 H: 2-0 A: 1-1

12/3/16		W	103	100
1/3/17	@	L	102	116
4/2/17	@	L	103	108

2016-17 SEASON: 1-2 H: 1-0 A: 0-2

DATE	@	W/L	GRIZZ	OPP
11/5/17	@	L	102	107
12/27/17	@	W	109	99
1/15/18		W	123	114
3/24/18		L	93	100

2017-18 SEASON: 2-2 H: 1-1 A: 1-1

12/8/18		L	88	111
12/23/18	@	W	107	99
2/25/19		W	110	105

2018-19 SEASON: 2-1 H: 1-1 A: 1-0

10/29/19	@	L	91	120
11/23/19		L	108	109
2/21/20	@	L	105	117
2/29/20		W	105	88

2019-20 SEASON: 1-3 H: 1-1 A: 0-2

1/3/21		L	94	108
1/5/21		L	92	94
2/12/21	@	L	105	115

2020-21 SEASON: 0-3 H: 0-2 A: 0-1

10/24/21	@	L	118	121
12/9/21		W	108	95
12/29/21		W	104	99
1/9/22	@	W	127	119

2021-22 SEASON: 3-1 H: 2-0 A: 1-1

1/20/23	@	L	121	122
2/28/23		W	121	109
3/7/23	@	L	103	112

2022-23 SEASON: 1-2 H: 1-0 A: 0-2

* OT | ** 2OT | *** 3OT

INTRO

PLAYERS

EXECUTIVE

BASKETBALL OPS

BUSINESS OPS

MEDIA

COMMUNITY

HISTORY

PLAYOFFS

REVIEW

OPINIONS

NBA

FEDERATION

AT A GLANCE



MIAMI HEAT



EASTERN CONFERENCE SOUTHEAST DIVISION

Home Court: Kaseya Center – 19,600

Office: 601 Biscayne Blvd., Miami, FL 33132

Phone: (786) 777-4328

Website: heat.com

President: Pat Riley

EVP of Basketball Operations & General Manager: Andy Elisburg

Head Coach: Erik Spoelstra

Assistant Coaches: Chris Quinn, Malik Allen, Caron Butler, Octavio de la Grana, Eric Glass

Head Athletic Trainer: Wes Brown

Sports Media Relations: Tim Donovan, Rob Wilson, Michael Lissack, Nick Maiorana, Maddox Burnett

Television: Bally Sports Sun, Eric Reid, John Crotty, Will Manso, Kelly Saco, Jeremy Tache, Amy Audibert, Ron Rothstein

SERIES

Overall: 24-29

Home: 14-12

Road: 10-17

LONGEST STREAKS

	NUMBER	DATES
Overall Win Streak	3 (3x)	12/16/19 – 4/6/21
Home Win Streak	5	11/20/10 – 12/29/15
Road Win Streak	2 (2x)	4/6/21 – 12/6/21
Overall Loss Streak	5	12/11/17 – 10/23/19
Home Loss Streak	5	1/13/96 – 3/9/02
Road Loss Streak	4	12/12/03 – 12/16/06

LARGEST MARGINS

	DATE	MARGIN
Biggest Win	12/13/09	28
Worst Loss	3/12/11	33

2023-24 SCHEDULE

11/8/23	@ MEM
1/24/24	@ MIA

2022-23 SEASON SERIES STATISTICS

MEMPHIS VS. MIAMI

PLAYER	G-GS	MIN	FG-FGA	PCT	3FG-FGA	PCT	FT-FTA	PCT	OFF	DEF	TOT	AST	PF-QD	STL	TO	BLK	PTS	AVG	HI
Jackson	1-1	28	10-15	.667	4-7	.571	1-3	.333	3	6	9	1	2-0	2	1	1	25	25.0	25
Jones	2-2	65	15-26	.577	4-10	.400	5-5	1.000	0	9	9	15	1-0	2	4	0	39	19.5	28
Brooks	2-2	61	10-29	.345	3-15	.200	1-2	.500	0	6	6	3	7-0	1	8	0	24	12.0	17
Z. Williams	1-0	12	5-8	.625	1-3	.333	1-1	1.000	1	1	2	1	1-0	1	2	0	12	12.0	12
Aldama	2-1	54	10-20	.500	2-10	.200	1-2	.500	3	11	14	6	3-0	1	0	1	23	11.5	18
Bane	1-1	22	4-11	.364	2-7	.286	1-1	1.000	0	4	4	3	3-0	1	5	0	11	11.0	11
Clarke	1-0	20	5-7	.714	0-0	---	1-1	1.000	0	4	4	0	2-0	1	3	0	11	11.0	11
Kennard (TOT)	3-0	62	10-17	.588	7-12	.583	5-5	1.000	0	5	5	3	4-0	2	1	0	32	10.7	14
Kennard (MEM)	1-0	20	4-6	.667	4-5	.800	2-2	1.000	0	2	2	1	2-0	1	0	0	14	14.0	14
Lofton	1-0	12	4-6	.667	2-2	1.000	0-0	---	1	2	3	2	3-0	0	1	0	10	10.0	10
Adams	1-1	28	4-6	.667	0-0	---	0-0	---	1	3	4	1	2-0	0	1	0	8	8.0	8
Chandler	2-0	34	6-13	.462	1-4	.250	1-2	.500	0	3	3	8	0-0	2	1	1	14	7.0	9
Roddy	2-1	51	4-15	.267	2-8	.250	4-4	1.000	2	5	7	3	2-0	0	0	2	14	7.0	8
Tillman	2-1	37	6-11	.545	0-1	.000	0-0	---	3	4	7	4	3-0	1	0	1	12	6.0	8
Konchar	1-0	22	1-5	.200	1-4	.250	0-0	---	2	2	4	4	2-0	1	1	0	3	3.0	3
V. Williams	1-0	14	0-3	.000	0-2	.000	0-0	---	0	2	2	0	1-0	2	0	0	0	0.0	0
GRIZZLIES	2	480	88-181	.486	26-78	.333	18-23	.783	16	64	80	52	34-0	16	28	6	220	110.0	119

MIAMI VS. MEMPHIS

PLAYER	G-GS	MIN	FG-FGA	PCT	3FG-FGA	PCT	FT-FTA	PCT	OFF	DEF	TOT	AST	PF-QD	STL	TO	BLK	PTS	AVG	HI
Herro	2-2	73	17-34	.500	5-17	.294	8-8	1.000	2	15	17	11	2-0	2	4	0	47	23.5	24
Adebayo	2-2	72	15-28	.536	0-0	---	11-13	.846	3	10	13	7	3-0	0	4	3	41	20.5	26
Butler	2-2	61	12-22	.545	1-2	.500	16-20	.800	4	10	14	14	1-0	3	6	1	41	20.5	23
Martin	2-1	64	10-15	.667	6-11	.545	1-1	1.000	1	2	3	1	1-0	2	2	0	27	13.5	16
Lowry	2-1	54	6-12	.500	5-11	.455	1-2	.500	1	10	11	10	5-0	1	4	1	18	9.0	10
Strus	2-0	56	5-16	.313	3-10	.300	4-5	.800	0	3	3	6	2-0	1	1	1	17	8.5	12
Love (TOT)	2-1	27	4-13	.308	4-12	.333	4-5	.800	0	7	7	3	2-0	0	2	0	16	8.0	10
Love (MIA)	1-1	18	3-7	.429	3-7	.429	1-2	.500	0	6	6	3	2-0	0	2	0	10	10.0	10
Highsmith	2-0	27	5-9	.556	2-5	.400	1-2	.500	4	6	10	3	1-0	4	1	1	13	6.5	7
Vincent	2-1	36	4-7	.571	2-4	.500	0-0	---	0	2	2	1	3-0	2	4	0	10	5.0	10
Yurtseven	1-0	7	2-3	.667	0-0	---	1-2	.500	0	0	0	0	3-0	0	0	1	5	5.0	5
D. Robinson	1-0	3	1-3	.333	0-1	.000	0-0	---	0	1	1	0	0-0	0	0	0	2	2.0	2
Dedmon	1-0	9	0-5	.000	0-1	.000	0-0	---	2	4	6	0	4-0	0	1	0	0	0.0	0
HEAT	2	480	80-161	.497	27-69	.391	44-55	.800	17	69	86	56	27-0	15	30	8	231	115.5	138



ALL-TIME SERIES

DATE	@	W/L	GRIZZ	OPP
11/25/95	@	L	91	111
1/13/96		W	69	65
1995-96 SEASON: 1-1 H: 1-0 A: 0-1				
11/20/96		L	75	94
3/14/97	@	L	82	88
1996-97 SEASON: 0-2 H: 0-1 A: 0-1				
1/11/98		L	90	96
3/18/98	@	L	91	94
1997-98 SEASON: 0-2 H: 0-1 A: 0-1				
NO GAMES				
1998-99 SEASON: 0-0 H: 0-0 A: 0-0				
1/4/00	@	W	91	87
1/16/00		L	83	94
1999-00 SEASON: 1-1 H: 0-1 A: 1-0				
1/19/01		L	86	97
3/17/01	@	L	81	95
2000-01 SEASON: 0-2 H: 0-1 A: 0-1				
12/28/01	@	W	91	86
3/9/02		L	88	93
2001-02 SEASON: 1-1 H: 0-1 A: 1-0				
12/10/02	@	W	107	96
2/28/03 *		W	126	116
2002-03 SEASON: 2-0 H: 1-0 A: 1-0				
12/12/03	@	L	88	91
12/19/03		W	97	83
2003-04 SEASON: 1-1 H: 1-0 A: 0-1				
12/10/04	@	L	84	92
4/8/05		W	97	81
2004-05 SEASON: 1-1 H: 1-0 A: 0-1				
11/2/05		L	78	97
1/24/06	@	L	82	94
2005-06 SEASON: 0-2 H: 0-1 A: 0-1				
12/2/06		L	97	98
12/16/06		L	90	98
2006-07 SEASON: 0-2 H: 0-1 A: 0-1				
1/6/08		W	101	94
4/11/08	@	W	96	91
2007-08 SEASON: 2-0 H: 1-0 A: 1-0				
12/14/08		W	102	86
3/23/09	@	L	82	94
2008-09 SEASON: 1-1 H: 1-0 A: 0-1				

DATE	@	W/L	GRIZZ	OPP
12/13/09	@	W	118	90
2/19/10 **		L	87	100
2009-10 SEASON: 1-1 H: 0-1 A: 1-0				
11/20/10		W	97	95
3/12/11	@	L	85	118
2010-11 SEASON: 1-1 H: 1-0 A: 1-0				
4/6/12	@	W	97	82
2011-12 SEASON: 1-0 H: 0-0 A: 1-0				
11/11/12		W	104	86
3/1/13	@	L	91	98
2012-13 SEASON: 1-1 H: 1-0 A: 0-1				
3/21/14	@	L	86	91
4/9/14		W	107	102
2013-14 SEASON: 1-1 H: 1-0 A: 0-1				
12/7/14		W	103	87
12/27/14	@	W	103	95
2014-15 SEASON: 2-0 H: 1-0 A: 1-0				
12/13/15	@	L	97	100
12/29/15 *		W	99	90
2015-16 SEASON: 1-1 H: 1-0 A: 0-1				
11/25/16		L	81	90
11/26/16	@	W	110	107
2016-17 SEASON: 1-1 H: 0-1 A: 1-0				
12/11/17		L	82	107
2/24/18	@	L	89	115
2017-18 SEASON: 0-2 H: 0-1 A: 0-1				
12/14/18		L	97	100
1/12/19	@	L	108	112
2018-19 SEASON: 0-2 H: 0-1 A: 0-1				
10/23/19	@	L	101	120
12/16/19		W	118	111
2019-20 SEASON: 1-1 H: 1-0 A: 0-1				
3/17/21		W	89	85
4/6/21	@	W	124	112
2020-21 SEASON: 2-0 H: 1-0 A: 1-0				
10/30/21		L	103	129
12/6/21	@	W	105	90
2021-22 SEASON: 1-1 H: 0-1 A: 1-0				
12/5/22		W	101	93
3/15/23	@	L	119	138
2022-23 SEASON: 1-1 H: 1-0 A: 0-1				

* OT | ** 2OT | *** 3OT

INTRO

PLAYERS

EXECUTIVE

BASKETBALL
OPS

BUSINESS
OPS

MEDIA

COMMUNITY

HISTORY

PLAYOFFS

REVIEW

OPPONENTS

NBA

FEDERFORUM

AT A GLANCE



MILWAUKEE BUCKS



EASTERN CONFERENCE CENTRAL DIVISION

Home Court: Fiserv Forum – 17,341

Office: 1111 Vel R. Phillips Ave., Milwaukee, WI 53203

Phone: (414) 227-0500

Website: bucks.com

Owners: Wes Edens, Jimmy and Dee Haslam, Jamie Dinan

General Manager: Jon Horst

Head Coach: Adrian Griffin

Assistant Coaches: Terry Stotts, Joe Prunty, Patrick Mutombo, DJ Bakker, Nate Mitchell, Vin Baker, Josh Oppenheimer, Sidney Dobner

Vice President of Performance: Dr. Troy Flanagan

Communications: Barry Baum, Dan Smyczek, Eric Kohlbeck, Kate Reed

Television: Bally Sports Wisconsin, Lisa Byington, Marques Johnson, Zora Stephenson

Radio: 103.3 FM and 620 AM WTMJ, Dave Koehn

SERIES

Overall: 27-26

Home: 15-12

Road: 12-14

LONGEST STREAKS

	NUMBER	DATES
Overall Win Streak	7	1/22/11 – 2/1/14
Home Win Streak	6	2/11/11 – 3/13/17
Road Win Streak	4	1/22/11 – 1/15/14
Overall Loss Streak	5	12/8/06 – 11/14/08
Home Loss Streak	4	12/27/06 – 11/21/09
Road Loss Streak	4	11/8/14 – 11/13/17

LARGEST MARGINS

	DATE	MARGIN
Biggest Win	12/15/22	41
Worst Loss	11/26/97	19

2023-24 SCHEDULE

2/15/24	@ MEM
4/3/24	@ MIL

2022-23 SEASON SERIES STATISTICS

MEMPHIS VS. MILWAUKEE

PLAYER	G-GS	MIN	FG-FGA	PCT	3FG-FGA	PCT	FT-FTA	PCT	OFF	DEF	TOT	AST	PF-QD	STL	TO	BLK	PTS	AVG	HI
Jackson	2-2	40	13-20	.650	6-7	.857	8-10	.800	3	7	10	4	7-0	1	3	3	40	20.0	36
Kennard (TOT)	1-1	32	7-9	.778	5-7	.714	0-0	---	0	4	4	5	2-0	0	0	0	19	19.0	19
Kennard (MEM)	1-1	32	7-9	.778	5-7	.714	0-0	---	0	4	4	5	2-0	0	0	0	19	19.0	19
Moran†	2-2	50	14-29	.483	2-9	.222	7-13	.538	2	14	16	18	2-0	1	5	0	37	18.5	25
Bane	1-1	31	6-12	.500	4-9	.444	0-0	---	0	8	8	6	3-0	0	2	0	16	16.0	16
Brooks	2-2	52	11-27	.407	2-12	.167	5-5	1.000	2	5	7	6	5-0	0	0	1	29	14.5	18
Aldama	1-0	27	4-6	.667	2-3	.667	4-5	.800	0	3	3	1	2-0	1	1	0	14	14.0	14
Jones	2-0	41	10-18	.556	5-7	.714	1-1	1.000	0	3	3	11	1-0	1	0	0	26	13.0	16
Clarke	1-0	15	6-6	1.000	0-0	---	0-0	---	1	5	6	0	2-0	0	0	0	12	12.0	12
Z. Williams	1-0	22	5-11	.455	1-5	.200	0-0	---	1	4	5	2	0-0	0	1	1	11	11.0	11
Adams	1-1	21	4-8	.500	0-0	---	2-2	1.000	5	1	6	1	2-0	1	1	5	10	10.0	10
Roddy	2-0	39	9-17	.529	1-7	.143	0-0	---	2	6	8	4	2-0	0	3	1	19	9.5	15
Konchar	2-1	46	8-12	.667	2-4	.500	0-0	---	3	7	10	3	2-0	5	0	0	18	9.0	13
Tillman	2-0	30	7-10	.700	0-0	---	2-2	1.000	2	6	8	2	2-0	2	0	2	16	8.0	8
Lofton	1-0	3	1-1	1.000	1-1	1.000	0-0	---	0	1	1	0	2-0	0	1	0	3	3.0	3
V. Williams	1-0	3	1-2	.500	1-2	.500	0-0	---	0	0	0	0	1-0	0	0	0	3	3.0	3
Chandler	2-0	15	2-5	.400	0-0	---	0-0	---	2	1	3	5	2-0	1	2	0	4	2.0	2
LaRavia	1-0	12	1-2	.500	0-1	.000	0-0	---	2	0	2	1	2-0	1	0	0	2	2.0	2
GRIZZLIES	2	480	109-195	.559	32-74	.432	29-38	.763	25	75	100	69	39-0	14	20	13	279	139.5	142

MILWAUKEE VS. MEMPHIS

PLAYER	G-GS	MIN	FG-FGA	PCT	3FG-FGA	PCT	FT-FTA	PCT	OFF	DEF	TOT	AST	PF-QD	STL	TO	BLK	PTS	AVG	HI
Wigington	1-1	41	10-20	.500	4-10	.400	1-1	1.000	0	5	5	11	3-0	0	5	1	25	25.0	25
Crowder (TOT)	1-1	24	10-12	.833	4-5	.800	0-0	---	1	0	1	0	2-0	2	1	0	24	24.0	24
Crowder (MIL)	1-1	24	10-12	.833	4-5	.800	0-0	---	1	0	1	0	2-0	2	1	0	24	24.0	24
G. Antetokounmpo	1-1	26	5-13	.385	1-3	.333	8-13	.615	1	5	6	5	2-0	1	1	0	19	19.0	19
Portis	1-0	22	8-14	.571	2-4	.500	1-2	.500	3	4	7	0	4-0	0	1	0	19	19.0	19
Beauchamp	2-1	65	7-21	.333	4-14	.286	7-9	.778	3	6	9	6	3-0	4	3	2	25	12.5	13
Nwora	1-0	16	3-8	.375	1-4	.250	3-3	1.000	0	3	3	1	0-0	1	1	0	10	10.0	10
Carter	2-1	44	6-16	.375	6-10	.600	0-0	---	0	4	4	6	1-0	1	0	0	18	9.0	9
Leonard	1-1	26	3-9	.333	1-5	.200	2-2	1.000	3	4	7	0	4-0	0	3	0	9	9.0	9
Green	2-1	29	6-12	.500	4-9	.444	0-0	---	1	2	3	2	2-0	0	1	0	16	8.0	10
T. Antetokounmpo	2-0	54	7-12	.583	0-2	.000	1-4	.250	5	6	11	4	4-0	0	1	1	15	7.5	12
Dragic (TOT)	2-0	40	4-15	.267	4-11	.364	2-2	1.000	3	3	6	5	0-0	1	4	0	14	7.0	14
Dragic (MIL)	1-0	26	4-11	.364	4-8	.500	2-2	1.000	3	3	6	4	0-0	0	3	0	14	14.0	14
Hill	1-0	20	2-7	.286	1-6	.167	0-0	---	0	3	3	5	1-0	0	0	0	5	5.0	5
Allen	1-1	22	2-7	.286	0-2	.000	0-0	---	0	2	2	1	0-0	0	0	0	4	4.0	4
Lopez	1-1	18	1-6	.167	0-4	.000	2-2	1.000	2	1	3	1	2-0	0	0	0	4	4.0	4
Connaughton	1-0	15	1-5	.200	1-5	.200	0-0	---	0	4	4	0	0-0	0	1	0	3	3.0	3
Middleton	1-1	22	1-12	.083	1-8	.125	0-0	---	0	2	2	5	5-0	1	4	0	3	3.0	3
Matthews	2-0	11	1-1	1.000	0-0	---	0-0	---	0	1	1	1	0-0	0	1	0	2	1.0	2
BUCKS	2	480	77-186	.414	34-99	.343	27-38	.711	22	55	77	52	33-0	10	28	4	215	107.5	114

OPPONENTS



ALL-TIME SERIES

DATE	@	W/L	GRIZZ	OPP
12/3/95		L	95	109
1/22/96	@	W	100	92
1995-96 SEASON: 1-1 H: 0-1 A: 1-0				
11/6/96	@	L	89	105
4/1/97		L	91	102
1996-97 SEASON: 0-2 H: 0-1 A: 0-1				
11/15/97		W	109	94
11/26/97	@	L	82	101
1997-98 SEASON: 1-1 H: 1-0 A: 0-1				
NO GAMES				
1998-99 SEASON: 0-0 H: 0-0 A: 0-0				
1/31/00		L	87	92
2/19/00	@	W	111	100
1999-00 SEASON: 1-1 H: 0-1 A: 1-0				
1/7/01		W	120	117
2/23/01	@	L	81	93
2000-01 SEASON: 1-1 H: 1-0 A: 0-1				
12/18/01		L	105	114
2/7/02	@	L	103	107
2001-02 SEASON: 0-2 H: 0-1 A: 0-1				
12/20/02		W	95	84
2/16/03	@	W	101	95
2002-03 SEASON: 2-0 H: 1-0 A: 1-0				
2/6/04		W	105	85
2/27/04	@	L	104	106
2003-04 SEASON: 1-1 H: 1-0 A: 0-1				
1/15/05		W	101	82
4/1/05	@	W	93	82
2004-05 SEASON: 2-0 H: 1-0 A: 1-0				
2/4/06	@	L	78	88
4/7/06		W	100	90
2005-06 SEASON: 1-1 H: 1-0 A: 0-1				
12/8/06	@	L	94	100
12/27/06		L	96	112
2006-07 SEASON: 0-2 H: 0-1 A: 0-1				
11/14/07	@	L	99	102
2/5/08		L	97	102
2007-08 SEASON: 0-2 H: 0-1 A: 0-1				
11/14/08 *		L	96	101
4/4/09	@	W	107	102
2008-09 SEASON: 1-1 H: 0-1 A: 1-0				

DATE	@	W/L	GRIZZ	OPP
11/21/09		L	98	103
3/28/10 *	@	L	103	108
2009-10 SEASON: 0-2 H: 0-1 A: 0-1				
1/22/11	@	W	94	81
2/11/11		W	89	86
2010-11 SEASON: 2-0 H: 1-0 A: 1-0				
3/31/12	@	W	99	95
2011-12 SEASON: 1-0 H: 0-0 A: 1-0				
11/7/12	@	W	108	90
12/19/12		W	90	80
2012-13 SEASON: 2-0 H: 1-0 A: 1-0				
1/15/14	@	W	82	77
2/1/14		W	99	90
2013-14 SEASON: 2-0 H: 1-0 A: 1-0				
11/8/14	@	L	92	93
3/14/15		W	96	83
2014-15 SEASON: 1-1 H: 1-0 A: 0-1				
1/28/16		W	103	83
3/17/16	@	L	86	96
2015-16 SEASON: 1-1 H: 1-0 A: 0-1				
11/12/16	@	L	96	106
3/13/17		W	113	93
2016-17 SEASON: 1-1 H: 1-0 A: 0-1				
11/13/17	@	L	103	110
3/12/18		L	103	121
2017-18 SEASON: 0-2 H: 0-1 A: 0-1				
11/14/18	@	W	116	113
1/16/19		L	101	111
2018-19 SEASON: 1-1 H: 0-1 A: 1-0				
12/13/19		L	114	127
8/13/20		W	119	106
2019-20 SEASON: 1-1 H: 1-1 A: 0-0				
3/4/21		L	111	112
4/17/21	@	W	128	115
2020-21 SEASON: 1-1 H: 0-1 A: 1-0				
1/19/22	@	L	114	126
3/26/22		W	127	102
2021-22 SEASON: 1-1 H: 1-0 A: 0-1				
12/15/22		W	142	101
4/7/23	@	W	137	114
2022-23 SEASON: 2-0 H: 1-0 A: 1-0				

* OT | ** 2OT | *** 3OT

INTRO

PLAYERS

EXECUTIVE

BASKETBALL
OPSBUSINESS
OPS

MEDIA

COMMUNITY

HISTORY

PLAYOFFS

REVIEW

OPPONENTS

NBA

FEDERATION

AT A GLANCE



MINNESOTA TIMBERWOLVES



WESTERN CONFERENCE NORTHWEST DIVISION

Home Court: Target Center – 18,024
Office: 600 N 1st Ave, Minneapolis, MN 55403
Phone: (612) 673-1600
Website: timberwolves.com

Owner: Glen Taylor

President of Basketball Operations: Tim Connelly

Head Coach: Chris Finch

Assistant Coaches: Micah Nori, Pablo Prigioni, Elston Turner, Kevin Hanson, Corliss Williamson, Joe Boylan, Jeff Newton

Vice President, Team Medical Services: Dr. Sheldon Burns, M.D.

Communications: Sara Perez, Aaron Freeman, Derek Ahmsbrak

Television: Bally Sports North, Michael Grady, Jim Petersen, Katie Storm

Radio: WCCO-AM 830, Alan Horton

SERIES

Overall: 52-53

Home: 31-21

Road: 21-32

LONGEST STREAKS

	NUMBER	DATES
Overall Win Streak	11	10/30/10 – 3/30/13
Home Win Streak	8	11/14/09 – 3/18/13
Road Win Streak	6	2/2/11 – 1/31/14
Overall Loss Streak	10 (2x)	4/10/01 – 11/28/03
Home Loss Streak	10	11/21/99 – 4/14/04
Road Loss Streak	11	11/28/95 – 11/22/00

LARGEST MARGINS

	DATE	MARGIN
Biggest Win	12/1/07	29
Worst Loss	11/20/21	43

2023-24 SCHEDULE

11/26/23	@ MEM	2/28/24	@ MIN
1/18/24	@ MIN		

2022-23 SEASON SERIES STATISTICS

MEMPHIS VS. MINNESOTA

PLAYER	G-GS	MIN	FG-FGA	PCT	3FG-FGA	PCT	FT-FTA	PCT	OFF	DEF	TOT	AST	PF-QD	STL	TO	BLK	PTS	AVG	HI
Morant	4-4	139	42-89	.472	10-27	.370	17-28	.607	9	25	34	34	7-0	7	22	0	111	27.8	32
Bane	2-2	65	13-28	.464	3-11	.273	15-15	1.000	0	10	10	10	4-0	4	7	0	44	22.0	24
Jackson	3-3	81	16-40	.400	2-14	.143	11-13	.846	7	17	24	1	11-0	3	8	8	45	15.0	16
Brooks	4-4	117	22-52	.423	3-20	.150	9-13	.692	2	13	15	5	12-1	4	10	1	56	14.0	21
Kennard (TOT)	2-1	44	9-16	.563	5-9	.556	4-4	1.000	1	3	4	1	4-0	0	2	2	27	13.5	16
Clarke	4-1	82	19-27	.704	0-0	---	10-14	.714	6	8	14	11	11-0	5	6	2	48	12.0	15
Aldama	4-1	90	15-29	.517	5-14	.357	4-6	.667	4	14	18	3	7-0	2	3	1	39	9.8	18
Tillman	2-1	41	6-8	.750	0-0	---	2-4	.500	8	6	14	6	4-0	5	1	0	14	7.0	9
Roddy	4-0	61	11-18	.611	5-7	.714	0-0	---	3	7	10	1	4-0	2	7	0	27	6.8	13
Jones	4-0	89	11-25	.440	2-5	.400	1-2	.500	4	7	11	9	1-0	2	5	1	25	6.3	13
Adams	2-2	56	4-11	.364	0-1	.000	3-6	.500	11	10	21	5	5-0	2	1	2	11	5.5	8
Z. Williams	2-1	28	3-5	.600	1-2	.500	0-0	---	0	2	2	0	0-0	2	3	0	7	3.5	7
Konchar	3-1	80	4-12	.333	2-10	.200	0-0	---	3	15	18	5	2-0	2	1	0	10	3.3	7
LaRavia	3-0	27	2-7	.286	1-6	.167	1-2	.500	2	2	4	1	1-0	1	1	0	6	2.0	6
Chandler	1-0	2	0-0	---	0-0	---	0-0	---	0	0	0	0	0-0	0	0	0	0	0.0	0
Loffton	1-0	2	0-1	.000	0-0	---	0-0	---	0	1	1	0	1-0	0	0	0	0	0.0	0
GRIZZLIES	4	960	168-352	.477	34-117	.291	73-103	.709	59	137	196	91	70-1	41	81	15	443	110.8	128

MINNESOTA VS. MEMPHIS

PLAYER	G-GS	MIN	FG-FGA	PCT	3FG-FGA	PCT	FT-FTA	PCT	OFF	DEF	TOT	AST	PF-QD	STL	TO	BLK	PTS	AVG	HI
Edwards	4-4	153	37-71	.521	9-18	.500	16-20	.800	1	17	18	23	9-0	6	7	6	99	24.8	29
Anderson	4-3	108	21-45	.467	9-19	.474	5-5	1.000	3	19	22	17	7-0	5	8	3	56	14.0	23
Nowell	4-0	87	22-48	.458	7-22	.318	4-4	1.000	3	6	9	7	3-0	5	8	0	55	13.8	24
Towns	1-1	26	4-9	.444	1-4	.250	4-4	1.000	4	6	10	4	6-1	0	1	0	13	13.0	13
Russell	3-3	101	15-41	.366	5-21	.238	3-5	.600	1	12	13	25	9-0	6	11	0	38	12.7	19
Conley (TOT)	3-3	84	11-25	.440	6-13	.462	3-3	1.000	0	3	3	16	5-0	4	6	0	31	10.3	15
Conley (MIN)	1-1	26	3-7	.429	1-4	.250	2-2	1.000	0	1	1	3	1-0	2	3	0	9	9.0	9
Gobert	4-4	122	14-19	.737	0-0	---	11-13	.846	5	25	30	4	15-0	3	12	6	39	9.8	15
McDaniels	3-3	87	10-28	.357	4-13	.308	5-6	.833	3	10	13	4	10-1	3	1	2	29	9.7	15
Reid	3-0	56	11-21	.524	3-11	.273	1-4	.250	2	7	9	4	6-0	3	2	6	26	8.7	10
Prince	2-0	38	7-13	.538	3-7	.429	0-0	---	0	3	3	3	7-0	0	4	1	17	8.5	12
Forbes	2-0	22	5-10	.500	2-4	.500	0-0	---	0	0	0	3	2-0	3	1	0	12	6.0	10
Alexander-Walker	1-0	2	0-1	.000	0-0	---	0-0	---	0	1	1	0	0-0	0	0	0	0	0.0	0
Alexander-Walker	1-0	2	0-1	.000	0-0	---	0-0	---	0	1	1	0	0-0	0	0	0	0	0.0	0
Knight	2-0	21	4-6	.667	2-3	.667	0-0	---	2	0	2	0	4-0	0	1	0	10	5.0	10
Rivers	3-0	60	5-10	.500	2-7	.286	3-3	1.000	0	5	5	6	4-0	3	1	0	15	5.0	7
Moore	2-1	22	3-7	.429	1-4	.250	0-0	---	1	2	3	2	4-0	2	0	1	7	3.5	7
McLaughlin	2-0	26	2-5	.400	1-3	.333	0-0	---	2	0	2	6	2-0	1	2	0	5	2.5	5
Garza	1-0	2	0-1	.000	0-1	.000	0-2	.000	1	0	1	0	0-0	0	0	0	0	0.0	0
Minnott	1-0	2	0-0	---	0-0	---	0-0	---	0	0	0	0	0-0	0	0	0	0	0.0	0
TIMBERWOLVES	4	960	163-342	.477	50-141	.355	54-68	.794	28	114	142	111	89-2	42	66	25	430	107.5	111

OPPONENTS



ALL-TIME SERIES

DATE	@	W/L	GRIZZ	OPP
11/5/95 *		W	100	98
11/28/95	@	L	98	121
3/17/96	@	L	85	90
4/3/96		W	105	103

1995-96 SEASON: 2-2 H: 2-0 A: 0-2

1/23/97		L	76	95
2/6/97	@	L	86	103
2/19/97		L	73	84
3/19/97	@	L	72	95

1996-97 SEASON: 0-4 H: 0-2 A: 0-2

11/7/97		L	97	108
11/29/97	@	L	87	106
1/29/98		L	106	112
3/21/98	@	L	88	102

1997-98 SEASON: 0-4 H: 0-2 A: 0-2

2/19/99	@	L	96	115
3/4/99		L	93	102
3/18/99		W	86	81
4/16/99	@	L	75	89

1998-99 SEASON: 1-3 H: 1-1 A: 0-2

11/21/99		L	81	105
11/27/99	@	L	82	113
2/18/00	@	L	91	103
4/14/00 **		L	94	104

1999-00 SEASON: 0-4 H: 0-2 A: 0-2

11/22/00	@	L	100	101
1/21/01		L	94	96
2/18/01	@	W	110	102
4/10/01		L	91	104

2000-01 SEASON: 1-3 H: 0-2 A: 1-1

11/2/01	@	L	102	111
12/6/01		L	80	105
3/21/02		L	93	95
4/3/02	@	L	81	92

2001-02 SEASON: 0-4 H: 0-2 A: 0-2

11/15/02		L	95	99
11/19/02 *	@	L	106	110
3/18/03	@	L	80	96
4/16/03		L	87	95

2002-03 SEASON: 0-4 H: 0-2 A: 0-2

11/28/03		L	98	102
2/6/04	@	W	99	98
4/4/04	@	L	82	90
4/14/04		L	90	107

2003-04 SEASON: 1-3 H: 0-2 A: 1-1

11/26/04	@	L	90	115
1/1/05	@	W	104	95
2/8/05		W	108	96
3/18/05		W	88	83

2004-05 SEASON: 3-1 H: 2-0 A: 1-1

1/25/06		W	107	87
2/26/06	@	L	99	105
4/11/06		W	92	76
4/19/06 **	@	W	102	92

2005-06 SEASON: 3-1 H: 2-0 A: 1-1

DATE	@	W/L	GRIZZ	OPP
1/12/07		L	110	116
2/9/07 *		W	105	97
4/18/07	@	W	116	94

2006-07 SEASON: 2-1 H: 1-1 A: 1-1

12/1/07		W	109	80
3/19/08	@	L	94	98
4/6/08	@	W	113	101
4/12/08		L	105	114

2007-08 SEASON: 2-2 H: 1-1 A: 1-1

12/23/08 *	@	L	98	108
1/6/09		L	87	94
3/11/09	@	L	79	104

2008-09 SEASON: 0-3 H: 0-1 A: 0-2

11/14/09		W	97	87
12/2/09	@	W	97	95
1/15/10		W	135	110
2/6/10	@	L	102	109

2009-10 SEASON: 3-1 H: 2-0 A: 1-1

10/30/10		W	109	89
12/2/11	@	W	102	84
2/23/11	@	W	104	95
4/2/11		W	106	89

2010-11 SEASON: 4-0 H: 2-0 A: 2-0

1/4/12	@	W	90	86
2/8/12		W	85	80
3/27/12		W	93	86
4/17/12	@	W	91	84

2011-12 SEASON: 4-0 H: 2-0 A: 2-0

2/10/13		W	105	88
3/18/13		W	92	77
3/30/13	@	W	99	86

2012-13 SEASON: 3-0 H: 2-0 A: 1-0

12/15/13		L	93	101
1/31/14	@	W	94	90
3/24/14		W	109	92
4/2/14	@	L	88	102

2013-14 SEASON: 2-2 H: 1-1 A: 1-1

10/29/14		W	105	101
2/6/15	@	L	89	90
2/28/15	@	W	101	97

2014-15 SEASON: 2-1 H: 1-0 A: 1-1

11/15/15	@	W	114	106
1/23/16	@	L	101	106
2/19/16		W	109	104
3/16/16		L	108	114

2015-16 SEASON: 2-2 H: 1-1 A: 1-1

10/26/16		W	102	98
11/1/16	@	L	80	116
11/19/16		W	93	71
2/4/17	@	W	107	99

2016-17 SEASON: 3-1 H: 2-0 A: 1-1

DATE	@	W/L	GRIZZ	OPP
12/4/17		W	95	92
3/26/18	@	W	101	93
4/9/18	@	L	94	113

2017-18 SEASON: 2-1 H: 1-0 A: 1-1

11/18/18	@	W	100	87
1/30/19 *	@	L	97	99
2/5/19		W	108	106
3/23/19		L	99	112

2018-19 SEASON: 2-2 H: 1-1 A: 1-1

11/6/19		W	137	121
12/1/19	@	W	115	107
1/7/20		W	119	112

2019-20 SEASON: 3-0 H: 2-0 A: 1-0

1/13/21	@	W	118	107
4/2/21		W	120	108
5/5/21	@	W	139	135

2020-21 SEASON: 3-0 H: 1-0 A: 2-0

11/8/21 *		W	125	118
11/20/21	@	L	95	138
1/13/22		W	116	108
2/24/22	@	L	114	119

2021-22 SEASON: 2-2 H: 2-0 A: 0-2

11/11/22		W	114	103
1/8/22	@	L	101	109
1/27/23	@	L	100	111
2/10/23		W	128	107

2022-23 SEASON: 2-2 H: 2-0 A: 0-2

* OT | ** 2OT | *** 3OT

INTRO

PLAYERS

EXECUTIVE

BASKETBALL OPS

BUSINESS OPS

MEDIA

COMMUNITY

HISTORY

PLAYOFFS

REVIEW

OPPONENTS

NBA

FEDERATION

AT A GLANCE



NEW ORLEANS PELICANS



NEW ORLEANS
PELICANS

WESTERN CONFERENCE SOUTHWEST DIVISION

Home Court: Smoothie King Center – 16,867
Office: 5800 Airline Drive, New Orleans, LA 70003
Phone: (504) 593-4700 Website: pelicans.com

Governor: Gayle Benson

Executive Vice President, Basketball Operations: David Griffin

Head Coach: Willie Green

Associate Head Coach: James Borrego

Assistant Coaches: James Borrego, Jarron Collins, Ryan Frazier, Casey Hill, Aaron Miles, Fred Vinson

Head Athletic Trainer: Tom Maystadt

Communications: Greg Bensel, Matt Ryan, Chris Trahan, Henry Valier

Television: Bally Sports New Orleans

Radio: WRNO (99.5 FM)

SERIES

Overall: 36-42

Home: 24-15

Road: 12-26

LONGEST STREAKS

	NUMBER	DATES
Overall Win Streak	7	4/8/15 – 12/5/16
Home Win Streak	5	11/3/14 – 11/2/16
Road Win Streak	3	12/1/15 – 12/5/16
Overall Loss Streak	7	3/20/07 – 12/16/08
Home Loss Streak	4	3/20/07 – 12/16/08
Road Loss Streak	9	1/18/06 – 1/20/10

LARGEST MARGINS

	DATE	MARGIN
Biggest Win	4/8/15	36
Worst Loss	2/16/21	31

2023-24 SCHEDULE

10/25/23	@ MEM	12/26/23	@ NOP
12/19/23	@ NOP	2/12/24	@ MEM

2022-23 SEASON SERIES STATISTICS

MEMPHIS VS. NEW ORLEANS

PLAYER	G-GS	MIN	FG-FGA	PCT	3FG-FGA	PCT	FT-FTA	PCT	OFF	DEF	TOT	AST	PF-DQ	STL	TO	BLK	PTS	AVG	HI
Morant	3-3	95	34-65	.523	4-18	.222	19-28	.679	5	10	15	23	2-0	5	9	0	91	30.3	36
Bane	2-2	71	16-40	.400	3-14	.214	7-8	.875	4	7	11	5	8-1	2	4	1	42	21.0	24
Jackson	4-4	118	29-62	.468	6-23	.261	20-23	.870	8	17	25	5	13-0	5	10	18	84	21.0	40
Brooks	4-4	132	26-56	.464	12-29	.414	12-15	.800	2	8	10	9	18-1	3	7	0	76	19.0	25
Clarke	3-0	74	15-26	.577	1-1	1.000	8-8	1.000	8	20	28	4	9-0	1	3	5	39	13.0	15
Adams	3-3	65	12-18	.667	0-0	---	3-10	.300	11	26	37	5	7-0	3	4	2	27	9.0	15
Konchar	4-2	108	16-26	.615	4-11	.364	0-1	.000	9	17	26	9	8-0	6	3	1	36	9.0	10
Jones	4-1	105	12-24	.500	7-16	.438	2-2	1.000	1	13	14	29	1-0	4	4	1	33	8.3	13
Kenndard (TOT)	1-0	23	3-5	.600	1-3	.333	0-0	---	1	5	6	0	1-0	0	0	0	7	7.0	7
Roddy	4-0	105	9-26	.346	4-15	.267	1-1	1.000	0	11	11	3	12-0	2	7	1	23	5.8	11
Aldama	2-1	32	4-10	.400	1-4	.250	1-2	.500	1	7	8	2	4-0	1	0	0	10	5.0	8
Lofton	2-0	28	4-12	.333	0-1	.000	0-1	.000	3	3	6	5	3-0	1	2	0	8	4.0	6
V. Williams	2-0	5	2-3	.667	1-2	.500	0-0	---	0	0	0	0	0-0	0	0	0	5	2.5	3
Tillman	1-0	1	1-1	1.000	0-0	---	0-0	---	0	1	1	0	0-0	0	0	0	2	2.0	2
LaRavia	2-0	28	1-5	.200	1-4	.250	0-0	---	2	2	4	0	3-0	0	1	0	3	1.5	3
Chandler	3-0	19	1-5	.200	0-0	---	0-0	---	1	1	2	2	1-0	1	1	0	2	0.7	2
GRIZZLIES	4	985	182-379	.480	44-138	.319	73-99	.737	55	143	198	101	89-2	34	58	29	481	120.3	132

NEW ORLEANS VS. MEMPHIS

PLAYER	G-GS	MIN	FG-FGA	PCT	3FG-FGA	PCT	FT-FTA	PCT	OFF	DEF	TOT	AST	PF-DQ	STL	TO	BLK	PTS	AVG	HI
McCollum	3-3	112	25-55	.455	14-29	.483	7-13	.538	2	12	14	18	3-0	1	12	1	71	23.7	31
Murphy	4-3	121	26-50	.520	13-29	.448	14-16	.875	2	8	10	6	10-0	5	0	1	79	19.8	30
Ingram	3-3	102	16-39	.410	3-7	.429	16-19	.842	1	12	13	18	5-0	2	7	2	51	17.0	24
Williamson	2-2	58	12-28	.429	0-0	---	10-12	.833	4	10	14	5	6-0	1	10	0	34	17.0	20
Jones	4-4	117	21-51	.412	9-19	.474	11-15	.733	11	15	26	11	10-0	4	5	5	62	15.5	35
Richardson (TOT)	4-0	84	18-38	.474	9-21	.429	4-4	1.000	2	6	8	12	9-0	4	7	1	49	12.3	16
Richardson (NO)	1-0	15	3-4	.750	2-3	.667	0-0	---	0	0	0	1	3-0	0	1	0	8	8.0	8
Hayes	2-0	33	6-11	.545	1-5	.200	5-6	.833	1	6	7	3	3-0	2	1	1	18	9.0	13
Nance	3-0	79	12-17	.706	1-2	.500	2-2	1.000	6	11	17	7	6-0	1	2	3	27	9.0	19
Alvarado	3-1	64	9-24	.375	3-12	.250	5-6	.833	0	10	10	10	3-0	1	2	1	26	8.7	12
Hernangomez	2-0	29	5-13	.385	0-0	---	7-8	.875	8	4	12	0	4-0	1	0	0	17	8.5	11
Marshall	4-0	68	7-25	.280	5-13	.385	8-8	1.000	2	9	11	9	5-0	1	3	1	27	6.8	12
Temple	1-0	12	2-4	.500	1-2	.500	1-2	.500	0	0	0	0	2-0	2	0	1	6	6.0	6
Valanciunas	4-4	73	6-16	.375	1-3	.333	3-4	.750	3	15	18	4	20-1	2	8	6	16	4.0	6
Daniels	4-0	61	4-12	.333	2-7	.286	2-2	1.000	1	17	18	10	4-0	2	5	1	12	3.0	9
Graham	3-0	41	2-7	.286	2-7	.286	3-5	.600	0	4	4	6	1-0	1	2	1	9	3.0	5
PELICANS	4	985	156-356	.438	57-138	.413	94-118	.797	41	133	174	108	85-1	26	59	24	463	115.8	138

OPPONENTS



ALL-TIME SERIES

DATE	@	W/L	GRIZZ	OPP
1/6/03		W	106	102
2/21/03 *	@	L	123	125
2002-03 SEASON: 1-1 H: 1-0 A: 0-1				
12/20/03	@	L	89	94
2/28/04		W	97	92
2003-04 SEASON: 1-1 H: 1-0 A: 0-1				
1/7/05		W	84	76
1/31/05	@	W	98	91
3/16/05	@	W	88	82
3/26/05		L	85	96
2004-05 SEASON: 3-1 H: 1-1 A: 2-0				
12/6/05		W	89	73
1/18/06	@	L	79	87
1/28/06		L	86	95
3/31/06	@	L	102	107
2005-06 SEASON: 1-3 H: 1-1 A: 0-2				
12/22/06 *	@	L	97	100
2/10/07	@	L	99	114
2/13/07		W	108	104
3/20/07		L	103	114
2006-07 SEASON: 1-3 H: 1-1 A: 0-2				
11/16/07 *		L	118	120
12/7/07 *	@	L	116	118
12/26/07		L	98	116
2/9/08	@	L	99	112
2007-08 SEASON: 0-4 H: 0-2 A: 0-2				
12/6/08	@	L	87	106
12/16/08		L	84	91
2/9/09		W	85	80
3/20/09	@	L	84	96
2008-09 SEASON: 1-3 H: 1-1 A: 0-2				
1/20/10	@	L	111	113
1/30/10 *		L	102	109
3/3/10	@	W	104	100
4/2/10		W	107	96
2009-10 SEASON: 2-2 H: 1-1 A: 1-1				
1/19/11 *	@	L	102	103
3/4/11		L	91	98
4/1/11	@	W	93	81
4/10/11		W	111	89
2010-11 SEASON: 2-2 H: 1-1 A: 1-1				
1/14/12		W	108	99
1/18/12	@	W	93	87
4/15/12	@	L	75	88
4/18/12		W	103	91
2011-12 SEASON: 3-1 H: 2-0 A: 1-1				
12/7/12	@	W	96	89
1/27/13		L	83	91
3/9/13		W	96	85
3/22/13	@	L	83	90
2012-13 SEASON: 2-2 H: 1-1 A: 1-1				

DATE	@	W/L	GRIZZ	OPP
11/6/13		L	84	99
12/13/13	@	L	98	104
1/20/14		L	92	95
3/12/14	@	W	90	88
2013-14 SEASON: 1-3 H: 0-2 A: 1-1				
11/3/14		W	93	81
1/9/15	@	L	95	106
3/7/15	@	L	89	95
4/8/15		W	110	74
2014-15 SEASON: 2-2 H: 2-0 A: 0-2				
12/1/15	@	W	113	104
1/18/16		W	101	99
2/1/16	@	W	110	95
3/11/16 *		W	121	114
2015-16 SEASON: 4-0 H: 2-0 A: 0-0				
11/2/16 *		W	89	83
12/5/16 **	@	W	110	108
2/15/17		L	91	95
3/21/17	@	L	82	95
2016-17 SEASON: 2-2 H: 1-1 A: 1-1				
10/18/17		W	103	91
1/10/18		W	105	102
1/20/18	@	L	104	111
4/4/18	@	L	95	123
2017-18 SEASON: 2-2 H: 2-0 A: 0-2				
12/7/18	@	W	107	103
1/7/19	@	L	95	114
1/21/19		L	85	105
2/9/19		W	99	90
2018-19 SEASON: 2-2 H: 1-1 A: 1-1				
1/20/20		L	116	126
1/31/20	@	L	111	139
8/3/20	@	L	99	109
2019-20 SEASON: 0-3 H: 0-1 A: 0-2				
2/6/21	@	L	109	118
2/16/21		L	113	144
5/10/21		W	115	110
2020-21 SEASON: 1-2 H: 1-1 A: 0-1				
11/13/21	@	L	101	112
2/15/22	@	W	121	109
3/8/22		W	132	111
4/9/22		W	141	114
2021-22 SEASON: 3-1 H: 2-0 A: 1-1				
11/15/22	@	L	102	113
11/25/22		W	132	111
12/31/22		W	116	101
4/5/23 *	@	L	131	138
2022-23 SEASON: 2-2 H: 2-0 A: 0-2				

* OT | ** 2OT | *** 3OT

INTRO

PLAYERS

EXECUTIVE

BASKETBALL OPS

BUSINESS OPS

MEDIA

COMMUNITY

HISTORY

PLAYOFFS

REVIEW

OPINIONS

NBA

FEDERATION

AT A GLANCE



NEW YORK KNICKS



EASTERN CONFERENCE ATLANTIC DIVISION

Home Court: Madison Square Garden – 19,812
Office: Two Pennsylvania Plaza, New York, NY 10121
Phone: (212) 465-6471 **Website:** nyknicks.com

Executive Chairman & NBA Governor: James L. Dolan

President, New York Knicks: Leon Rose

General Manager: Scott Perry

Head Coach: Tom Thibodeau

Associate Head Coach: Johnnie Bryant

Assistant Coaches: Rick Brunson, Andy Greer, Darren Erman,
Daisuke Yoshimoto, Daniel Brady, Othella Harrington, Larry Greer

Head Athletic Trainer: Anthony Goenaga

Communications: Derek Lapinski, Mallory Kwitter, Brittany Stamoulis

Television: MSG, Mike Breen, Walt Frazier

Radio: ESPN 98.7 FM, Ed Cohen

SERIES

Overall: 28-24

Home: 15-11

Road: 13-13

LONGEST STREAKS

	NUMBER	DATES
Overall Win Streak	6	12/21/13 – 2/5/16
Home Win Streak	7	1/12/12 – 1/17/18
Road Win Streak	3 (2x)	12/21/13 – 2/5/16
Overall Loss Streak	7	11/10/96 – 11/27/00
Home Loss Streak	3 (2x)	3/19/02 – 12/26/03
Road Loss Streak	5	11/19/95 – 11/27/00

LARGEST MARGINS

	DATE	MARGIN
Biggest Win	1/5/15	22
Worst Loss	11/12/08	29

2023-24 SCHEDULE

1/13/24	@ MEM
2/6/24	@ NYK

2022-23 SEASON SERIES STATISTICS

MEMPHIS VS. NEW YORK

PLAYER	G-GS	MIN	FG-FGA	PCT	3FG-FGA	PCT	FT-FTA	PCT	OFF	DEF	TOT	AST	PF-DQ	STL	TO	BLK	PTS	AVG	HI
Morant	2-2	73	20-44	.455	3-9	.333	18-22	.818	2	12	14	23	7-0	1	10	1	61	30.5	34
Brooks	1-1	33	8-16	.500	3-7	.429	4-5	.800	0	5	5	4	6-1	0	2	0	23	23.0	23
Jackson	1-1	30	8-19	.421	3-8	.375	2-2	1.000	2	3	5	0	2-0	1	0	0	21	21.0	21
Bane	1-1	37	6-22	.273	3-13	.231	1-2	.500	0	4	4	6	3-0	0	2	1	16	16.0	16
Aldama	2-1	57	10-21	.476	4-11	.364	1-2	.500	3	12	15	2	4-0	1	1	1	25	12.5	18
Konchar	2-2	63	8-17	.471	5-11	.455	1-1	1.000	4	15	19	4	3-0	2	1	0	22	11.0	12
Adams	2-2	64	7-11	.636	0-0	---	5-13	.385	13	11	24	5	2-0	1	1	2	19	9.5	16
Clarke	2-0	35	7-13	.538	0-2	.000	3-3	1.000	4	6	10	0	6-0	1	2	1	17	8.5	9
Jones	2-0	44	7-21	.333	3-11	.273	0-2	.000	1	5	6	10	0-0	1	1	0	17	8.5	15
LaRavia	2-0	28	3-4	.750	3-4	.750	2-2	1.000	2	1	3	3	3-0	2	2	1	11	5.5	6
Tillman	1-0	16	2-5	.400	0-0	---	0-0	---	2	4	6	1	1-0	0	1	2	4	4.0	4
Roddy	2-0	25	2-10	.200	2-6	.333	0-0	---	3	0	3	1	3-0	0	0	0	6	3.0	6
GRIZZLIES	2	505	88-203	.433	29-82	.354	37-54	.685	36	78	114	59	40-1	10	25	9	242	121.0	127

NEW YORK VS. MEMPHIS

PLAYER	G-GS	MIN	FG-FGA	PCT	3FG-FGA	PCT	FT-FTA	PCT	OFF	DEF	TOT	AST	PF-DQ	STL	TO	BLK	PTS	AVG	HI
Brunson	2-2	72	15-38	.395	4-9	.444	11-12	.917	3	8	11	18	8-0	1	2	0	45	22.5	30
Randle	2-2	70	13-25	.520	3-11	.273	9-11	.818	4	17	21	15	10-1	2	4	0	38	19.0	24
Barrett	2-2	75	12-35	.343	2-12	.167	7-8	.875	3	12	15	7	3-0	0	4	0	33	16.5	22
Reddick	2-0	52	13-21	.619	4-8	.500	3-3	1.000	1	4	5	2	5-0	4	2	1	33	16.5	22
Fournier	1-1	33	4-11	.364	3-6	.500	3-3	1.000	1	3	4	3	2-0	2	0	0	14	14.0	14
Hartenstein	2-0	55	9-14	.643	0-4	.000	2-2	1.000	9	3	12	4	7-0	0	4	2	20	10.0	16
Robinson	2-2	44	8-10	.800	0-0	---	4-8	.500	6	3	9	0	9-0	0	0	7	20	10.0	16
Toppin	2-0	28	5-11	.455	1-4	.250	0-0	---	1	5	6	1	2-0	0	2	1	11	5.5	9
Grimes	1-1	26	2-7	.286	1-4	.250	0-0	---	0	2	2	4	4-0	1	1	0	5	5.0	5
Rose	2-0	24	5-15	.333	0-5	.000	0-0	---	1	4	5	2	2-0	0	1	1	10	5.0	6
Quickley	2-0	26	2-9	.222	1-4	.250	1-1	1.000	1	5	6	2	0-0	0	0	0	6	3.0	6
McBride	1-0	1	0-0	---	0-0	---	0-0	---	0	0	0	0	1-0	0	0	0	0	0.0	0
KNICKERBOCKERS	2	505	88-196	.449	19-67	.284	40-48	.833	30	66	96	58	53-1	10	20	12	235	117.5	123

OPPONENTS



ALL-TIME SERIES

DATE	@	W/L	GRIZZ	OPP
11/19/95	@	L	93	98
1/20/96		W	84	80
1995-96 SEASON: 1-1 H: 1-0 A: 0-1				
11/10/96		L	82	101
3/18/97	@	L	73	98
1996-97 SEASON: 0-2 H: 0-1 A: 0-1				
11/23/97	@	L	84	104
3/27/98 *		L	89	97
1997-98 SEASON: 0-2 H: 0-1 A: 0-1				
NO GAMES				
1998-99 SEASON: 0-0 H: 0-0 A: 0-0				
3/7/00	@	L	86	111
3/31/00		L	83	89
1999-00 SEASON: 0-2 H: 0-1 A: 0-1				
11/27/00	@	L	72	97
3/29/01		W	89	68
2000-01 SEASON: 1-1 H: 1-0 A: 0-1				
12/20/01	@	W	90	88
3/19/02		L	92	101
2001-02 SEASON: 1-1 H: 0-1 A: 1-0				
1/31/03		L	102	108
3/11/03	@	W	87	85
2002-03 SEASON: 1-1 H: 0-1 A: 1-0				
12/26/03		L	94	98
3/24/04	@	W	111	97
2003-04 SEASON: 1-1 H: 0-1 A: 1-0				
12/1/04	@	L	82	90
12/7/04		W	96	88
2004-05 SEASON: 1-1 H: 1-0 A: 0-1				
3/1/06		W	101	99
3/24/06	@	W	91	75
2005-06 SEASON: 2-0 H: 1-0 A: 1-0				
11/1/06 ***		L	117	118
12/4/06	@	L	90	98
2006-07 SEASON: 0-2 H: 0-1 A: 0-1				
3/21/08	@	W	120	106
4/2/08		W	130	114
2007-08 SEASON: 2-0 H: 1-0 A: 1-0				
11/12/08		L	103	132
1/23/09	@	L	88	108
2008-09 SEASON: 0-2 H: 0-1 A: 0-1				

DATE	@	W/L	GRIZZ	OPP
2/27/10	@	W	120	109
3/12/10		W	119	112
2009-10 SEASON: 2-0 H: 1-0 A: 1-0				
3/9/11		L	108	110
3/17/11	@	L	99	120
2010-11 SEASON: 0-2 H: 0-1 A: 0-1				
1/12/12		W	94	83
2011-12 SEASON: 1-0 H: 1-0 A: 0-0				
11/16/12		W	105	95
3/27/13	@	L	101	108
2012-13 SEASON: 1-1 H: 1-0 A: 0-1				
12/21/13	@	W	95	87
2/18/14		W	98	93
2013-14 SEASON: 2-0 H: 1-0 A: 1-0				
1/5/15		W	105	83
3/23/15	@	W	103	82
2014-15 SEASON: 2-0 H: 1-0 A: 1-0				
1/16/16		W	103	95
2/5/16	@	W	91	85
2015-16 SEASON: 2-0 H: 1-0 A: 1-0				
10/29/16	@	L	104	111
4/7/17		W	101	88
2016-17 SEASON: 1-1 H: 1-0 A: 0-1				
12/6/17	@	L	88	99
1/17/18		W	105	99
2017-18 SEASON: 1-1 H: 1-0 A: 0-1				
11/25/18		L	98	103
2/3/19	@	W	96	84
2018-19 SEASON: 1-1 H: 0-1 A: 1-0				
1/29/20	@	W	127	106
2019-20 SEASON: 1-0 H: 0-0 A: 1-0				
4/9/21 *	@	L	129	133
5/3/21		L	104	118
2020-21 SEASON: 0-2 H: 0-1 A: 0-1				
2/2/22	@	W	120	108
3/11/22		W	118	114
2021-22 SEASON: 2-0 H: 1-0 A: 1-0				
10/19/22 *		W	115	112
11/27/22	@	W	127	123
2022-23 SEASON: 2-0 H: 1-0 A: 1-0				

* OT | ** 2OT | *** 3OT

INTRO

PLAYERS

EXECUTIVE

BASKETBALL
OPSBUSINESS
OPS

MEDIA

COMMUNITY

HISTORY

PLAYOFFS

REVIEW

OPPONENTS

NBA

FEDERATION

AT A GLANCE



OKLAHOMA CITY THUNDER



WESTERN CONFERENCE NORTHWEST DIVISION

Home Court: Paycom Center – 18,203
Office: 208 Thunder Dr., Oklahoma City, OK 73102
Phone: (405) 208-4800 **Website:** okcthunder.com

Chairman: Clay Bennett

Executive Vice President/General Manager: Sam Presti

Head Coach: Mark Daigneault

Assistant Coaches: Dave Bliss, Mike Wilks, David Akinyooye, Grant Gibbs, Chip Engelland, Eric Maynor, Connor Johnson

Senior Athletic Performance Coach: Andrew Paul

Communications: Matt Tumbleson, John Read, Laila Wani, Cole Terlip

Television: Bally Sports Oklahoma, Chris Fisher, Michael Cage, Nick Gallo, Paris Lawson

Radio (English): WWLS 98.1 FM/640 AM, Matt Pinto

Radio (Spanish): WKY 930 AM, Eleno Ornelas

SERIES

Overall: 35-67

Home: 23-28

Road: 12-39

LONGEST STREAKS

	NUMBER	DATES
Overall Win Streak	3 (4x)	3/13/22 – 12/7/22
Home Win Streak	4	1/14/14 – 11/16/15
Road Win Streak	2 (3x)	3/24/21 – 3/13/22
Overall Loss Streak	11	12/21/95 – 3/16/99
Home Loss Streak	5 (2x)	1/25/03 – 3/29/05
Road Loss Streak	15	11/11/95 – 3/28/03

LARGEST MARGINS

	DATE	MARGIN
Biggest Win	12/2/21	73
Worst Loss	4/3/98	40

2023-24 SCHEDULE

12/18/23	@ OKC	3/16/24	@ MEM
3/10/24	@ OKC		

2022-23 SEASON SERIES STATISTICS

MEMPHIS VS. OKLAHOMA CITY

PLAYER	G-GS	MIN	FG-FGA	PCT	3FG-FGA	PCT	FT-FTA	PCT	OFF	DEF	TOT	AST	PF-QD	STL	TO	BLK	PTS	AVG	HI
Lofton	1-1	40	17-25	.680	0-2	.000	8-12	.667	6	8	14	0	3-0	1	2	0	42	42.0	42
Brooks	3-3	103	25-63	.397	13-36	.361	9-12	.750	3	7	10	9	9-0	2	4	2	72	24.0	32
Jackson	3-3	79	15-33	.455	7-16	.438	16-21	.762	8	15	23	2	5-0	4	4	8	53	17.7	25
Morant	3-3	78	16-46	.348	2-8	.250	17-21	.810	5	20	25	24	4-0	2	7	1	51	17.0	26
V. Williams	1-1	48	6-21	.286	1-14	.071	2-2	1.000	2	6	8	1	5-0	2	4	1	15	15.0	15
Kennard (TOT)	2-0	46	10-18	.556	5-10	.500	0-0	---	1	4	5	2	2-0	2	5	0	25	12.5	15
Aldama	3-0	62	10-22	.455	5-13	.385	11-11	1.000	4	13	17	5	5-0	1	1	1	36	12.0	15
Jones	3-0	79	10-26	.385	4-16	.250	7-8	.875	3	2	5	12	3-0	4	4	1	31	10.3	15
Z. Williams	3-1	65	12-31	.387	3-13	.231	3-4	.750	2	11	13	13	6-0	2	1	1	30	10.0	24
Clarke	3-0	67	12-16	.750	0-0	---	5-5	1.000	0	21	21	2	6-0	1	2	3	29	9.7	17
Roddy	4-1	92	13-38	.342	5-20	.250	2-4	.500	3	12	15	9	4-0	1	7	0	33	8.3	14
Konchar	4-4	116	12-28	.429	6-16	.375	1-1	1.000	4	23	27	9	6-0	4	3	3	31	7.8	19
Adams	3-3	75	10-12	.833	0-0	---	3-10	.300	7	12	19	4	7-1	2	5	4	23	7.7	9
Gilyard	1-0	41	1-3	.333	1-3	.333	0-0	---	0	4	4	7	3-0	3	2	0	3	3.0	3
Chandler	1-0	5	1-2	.500	0-0	---	0-0	---	1	0	1	0	0-0	0	0	0	2	2.0	2
LaRavia	1-0	9	1-3	.333	0-2	.000	0-0	---	0	1	1	1	2-0	0	0	0	2	2.0	2
Tillman	1-0	2	0-0	---	0-0	---	0-0	---	0	0	0	0	0-0	1	0	0	0	0.0	0
GRIZZLIES	4	960	161-369	.436	47-159	.296	84-111	.757	48	155	203	98	68-1	30	50	25	453	113.3	123

OKLAHOMA CITY VS. MEMPHIS

PLAYER	G-GS	MIN	FG-FGA	PCT	3FG-FGA	PCT	FT-FTA	PCT	OFF	DEF	TOT	AST	PF-QD	STL	TO	BLK	PTS	AVG	HI
Butler	1-1	46	10-21	.476	5-9	.556	0-0	---	1	2	3	4	0-0	1	3	0	25	25.0	25
Dieng	1-1	45	8-15	.533	2-8	.250	4-5	.800	1	7	8	9	2-0	1	4	1	22	22.0	22
Sarr (TOT)	1-1	42	10-15	.667	0-2	.000	2-4	.500	2	13	15	1	6-1	1	1	0	22	22.0	22
Sarr (OKC)	1-1	42	10-15	.667	0-2	.000	2-4	.500	2	13	15	1	6-1	1	1	0	22	22.0	22
Gilgeous-Alexand	2-2	68	10-32	.313	3-8	.375	18-20	.900	1	8	9	13	4-0	7	2	4	21	20.5	26
Mann	3-1	89	17-35	.486	6-16	.375	7-8	.875	3	17	20	13	3-0	4	7	0	47	15.7	24
Joe	2-1	45	9-18	.500	7-13	.538	6-7	.857	0	8	8	2	5-0	2	5	1	31	15.5	23
Giddey	2-2	64	14-33	.424	2-7	.286	0-1	.000	4	12	16	15	4-0	1	6	1	30	15.0	20
Dort	2-2	58	10-22	.455	3-6	.500	5-8	.625	4	10	14	5	8-0	2	1	0	28	14.0	24
Robinson-Earl	3-2	94	13-33	.394	3-12	.250	4-4	1.000	7	17	24	4	8-1	0	3	3	33	11.0	14
Pokusevski	3-3	58	11-21	.524	6-11	.545	1-2	.500	1	8	9	9	7-0	0	2	4	29	9.7	10
Omoruyi	2-1	40	7-20	.350	1-8	.125	3-4	.750	5	6	11	4	5-0	5	0	0	18	9.0	11
Wiggins	4-0	66	14-24	.583	4-10	.400	4-6	.667	5	13	18	10	7-0	0	5	0	36	9.0	14
Jal. Williams	3-3	89	9-31	.290	3-11	.273	3-4	.750	1	10	11	16	9-0	4	4	0	24	8.0	16
K. Williams	2-0	43	6-16	.375	3-7	.429	1-3	.333	2	7	9	5	4-0	1	0	0	16	8.0	11
Sarric (TOT)	4-1	51	9-16	.563	3-8	.375	8-9	.889	3	13	16	9	9-0	3	7	0	29	7.3	8
Waters	3-0	49	7-18	.389	6-16	.375	0-0	---	0	7	7	1	5-0	1	2	1	20	6.7	8
Jay. Williams	3-0	34	4-8	.500	1-3	.333	4-5	.800	1	5	6	4	6-0	2	1	0	13	4.3	7
Muscala	3-0	31	3-8	.375	1-6	.167	0-0	---	1	4	5	3	3-0	1	0	1	7	2.3	3
THUNDER	4	960	162-370	.438	56-153	.366	62-81	.765	39	154	193	118	86-2	26	56	14	442	110.5	115



ALL-TIME SERIES

DATE	@	W/L	GRIZZ	OPP
11/11/95	@	L	81	117
12/19/95		W	94	93
12/21/95	@	L	68	92
2/18/96		L	109	118

1995-96 SEASON: 0-4 H: 1-1 A: 0-2

11/17/96	@	L	81	91
1/3/97		L	94	108
1/20/97	@	L	96	112
3/23/97		L	92	106

1996-97 SEASON: 0-4 H: 0-2 A: 0-2

11/19/97	@	L	87	107
1/4/98		L	108	120
4/3/98		L	98	138
4/14/98	@	L	98	110

1997-98 SEASON: 0-4 H: 0-2 A: 0-2

3/16/99	@	L	85	87
4/9/99		W	98	93
4/23/99		L	84	97

1998-99 SEASON: 1-2 H: 1-1 A: 0-1

11/18/99		L	108	110
12/18/99	@	L	89	112
3/13/00		L	103	113
3/16/00	@	L	103	117

1999-00 SEASON: 0-4 H: 0-2 A: 0-2

10/31/00		W	94	88
12/13/00		L	93	94
1/12/01	@	L	102	115
2/5/01	@	L	82	95

2000-01 SEASON: 1-3 H: 1-1 A: 0-2

1/6/02		L	77	89
3/3/02		L	71	96
3/27/02	@	L	82	96
4/17/02	@	L	94	109

2001-02 SEASON: 0-4 H: 0-2 A: 0-2

11/27/02		W	117	99
1/17/03 *	@	L	97	103
1/25/03		L	83	95
3/28/03	@	L	71	95

2002-03 SEASON: 1-3 H: 1-1 A: 0-2

11/21/03	@	W	98	97
12/30/03		L	99	105
1/9/04	@	L	116	122
3/18/04		L	94	97

2003-04 SEASON: 1-3 H: 0-2 A: 1-1

11/14/04	@	L	113	118
11/24/04		L	84	93
3/29/05		L	99	102

2004-05 SEASON: 0-3 H: 0-2 A: 0-1

11/8/05		W	94	69
12/31/05	@	W	100	96
3/8/06	@	W	99	74
3/28/06		L	97	98

2005-06 SEASON: 3-1 H: 1-1 A: 2-0

DATE	@	W/L	GRIZZ	OPP
12/18/06 **		W	134	126
2/20/07	@	L	105	121
3/30/07		L	93	120

2006-07 SEASON: 1-2 H: 1-0 A: 0-2

11/7/07	@	W	105	98
11/19/07		W	125	108
1/18/08		W	124	100
2/19/08	@	L	101	108

2007-08 SEASON: 3-1 H: 2-0 A: 1-1

11/29/08		L	103	111
12/10/08	@	W	108	102
1/28/09 *	@	L	102	114
2/28/09		L	92	99

2008-09 SEASON: 1-3 H: 0-2 A: 1-1

12/11/09		L	94	102
1/22/10		W	86	84
4/14/10	@	L	105	114

2009-10 SEASON: 1-2 H: 1-1 A: 0-1

1/4/11		W	110	105
1/8/11	@	L	100	109
2/8/11 *	@	W	105	101
3/7/11		W	107	101

2010-11 SEASON: 3-1 H: 2-0 A: 1-1

12/28/11		L	95	98
1/10/12		L	95	100
2/3/12	@	L	94	101
4/2/12	@	W	94	88

2011-12 SEASON: 1-3 H: 0-2 A: 1-1

11/14/12	@	W	107	97
1/31/13	@	L	89	106
3/20/13 *		W	90	89

2012-13 SEASON: 2-1 H: 1-0 A: 1-1

12/11/13		L	100	116
1/14/14		W	90	87
2/3/14	@	L	77	86
2/28/14	@	L	107	113

2013-14 SEASON: 1-3 H: 1-1 A: 0-2

11/7/14	@	W	91	89
1/31/15		W	85	74
2/11/15	@	L	89	105
4/3/15		W	100	92

2014-15 SEASON: 3-1 H: 2-0 A: 1-1

11/16/15		W	122	114
12/8/15		L	88	125
1/6/16	@	L	94	112

2015-16 SEASON: 1-2 H: 1-1 A: 0-1

12/29/16		L	114	80
1/11/17	@	L	95	103
2/3/17	@	L	102	114
4/5/17		L	100	103

2016-17 SEASON: 0-4 H: 0-2 A: 0-2

DATE	@	W/L	GRIZZ	OPP
12/9/17 *		L	101	102
2/1/18	@	L	92	110
2/14/18		L	114	121
4/11/18	@	L	123	137

2017-18 SEASON: 0-4 H: 0-2 A: 0-2

2/7/19	@	L	95	117
3/3/19	@	L	95	99
3/25/19		W	115	103

2018-19 SEASON: 1-2 H: 1-0 A: 0-2

12/18/19	@	L	122	126
12/26/19	@	W	110	97
8/7/20		W	121	92

2019-20 SEASON: 2-1 H: 1-0 A: 0-2

2/17/21		W	122	113
3/14/21	@	L	122	128
3/24/21	@	W	116	107

2020-21 SEASON: 2-1 H: 1-0 A: 1-1

12/2/21		W	152	79
12/20/21		L	99	102
3/13/22	@	W	125	118

2021-22 SEASON: 2-1 H: 1-1 A: 1-0

11/18/22		W	121	110
12/7/22		W	123	102
12/17/22	@	L	109	115
4/9/23	@	L	100	115

2022-23 SEASON: 2-2 H: 2-0 A: 0-2

* OT | ** 2OT | *** 3OT

INTRO

PLAYERS

EXECUTIVE

BASKETBALL
OPSBUSINESS
OPS

MEDIA

COMMUNITY

HISTORY

PLAYOFFS

REVIEW

OPPONENTS

NBA

FEDERATION

AT A GLANCE



ORLANDO MAGIC



EASTERN CONFERENCE SOUTHEAST DIVISION

Home Court: Amway Center – 18,846

Office: 400 West Church Street, Suite 250,
Orlando, FL 32801

Phone: (407) 916-2400 **Website:** orlandomagic.com

Chairman/Governor: Dan DeVos

Board of Directors: Dick DeVos, Doug DeVos, Ryan DeVos, Cole DeVos

CEO/Alternate Governor: Alex Martins

President of Basketball Operations: Jeff Weltman

Head Coach: Jamahl Mosley

Assistant Coaches: Nate Tibbets, Jesse Mermuys, Dale Osbourne,
Bret Briellmaier, Lionel Chalmers

Head Athletic Trainer: Ernest Eugene

Communications: Joel Glass, George Galante, Trish Wingerson, Louis Axen

Television: Bally Sports Florida, David Steele, Jeff Turner, Dante Marchitelli,
Kendra Douglas

Radio (English): FM 96.9 The Game, Jake Chapman

SERIES

Overall: 28-25

Home: 19-8

Road: 9-17

LONGEST STREAKS

	NUMBER	DATES
Overall Win Streak	9	1/31/11 – 1/25/16
Home Win Streak	9	10/31/08 – 12/1/16
Road Win Streak	3	3/3/13 – 1/16/15
Overall Loss Streak	9	3/16/97 – 1/19/02
Home Loss Streak	4	12/3/97 – 1/19/02
Road Loss Streak	6	4/3/16 – 5/1/21

LARGEST MARGINS

	DATE	MARGIN
Biggest Win	3/5/22	28
Worst Loss	12/3/01	42

2023-24 SCHEDULE

1/26/24	@ MEM
3/30/24	@ ORL

2022-23 SEASON SERIES STATISTICS

MEMPHIS VS. ORLANDO

PLAYER	G-GS	MIN	FG-FGA	PCT	3FG-FGA	PCT	FT-FTA	PCT	OFF	DEF	TOT	AST	PF-DQ	STL	TO	BLK	PTS	AVG	HI
Morant	1-1	36	13-21	.619	1-5	.200	5-7	.714	2	3	5	6	0-0	1	3	0	32	32.0	32
Bane	1-1	36	8-19	.421	3-8	.375	12-14	.857	0	4	4	5	3-0	3	6	0	31	31.0	31
Jackson	2-2	58	19-25	.760	4-5	.800	5-8	.625	4	16	20	1	9-1	1	5	6	47	23.5	31
Kennard (TOT)	1-0	28	6-8	.750	4-5	.800	0-0	---	0	5	5	5	1-0	1	1	0	16	16.0	16
Kennard (MEM)	1-0	28	6-8	.750	4-5	.800	0-0	---	0	5	5	5	1-0	1	1	0	16	16.0	16
Z. Williams	1-0	14	6-7	.857	3-4	.750	1-1	1.000	0	1	1	0	2-0	0	1	0	16	16.0	16
Tillman	2-1	53	12-15	.800	0-0	---	2-2	1.000	6	11	17	2	1-0	1	0	0	26	13.0	20
Brooks	2-2	64	10-32	.313	3-16	.188	1-2	.500	0	9	9	9	6-0	1	3	0	24	12.0	13
Jones	2-1	59	7-22	.318	2-14	.143	3-5	.600	0	9	9	16	0-0	4	2	0	19	9.5	12
Aldama	2-0	37	3-9	.333	1-5	.200	2-2	1.000	1	6	7	2	5-0	2	4	1	9	4.5	9
Adams	1-1	30	2-5	.400	0-0	---	0-1	.000	1	5	6	0	5-0	1	2	0	4	4.0	4
Roddy	2-0	28	3-11	.273	2-5	.400	0-2	.000	2	3	5	1	4-0	0	0	0	8	4.0	8
Konchar	2-1	38	1-6	.167	1-3	.333	1-2	.500	0	10	10	3	3-0	1	1	2	4	2.0	3
GRIZZLIES	2	480	90-180	.500	24-70	.343	32-46	.696	16	82	98	50	39-1	16	30	9	236	118.0	123

ORLANDO VS. MEMPHIS

PLAYER	G-GS	MIN	FG-FGA	PCT	3FG-FGA	PCT	FT-FTA	PCT	OFF	DEF	TOT	AST	PF-DQ	STL	TO	BLK	PTS	AVG	HI
Banchero	2-2	65	19-38	.500	5-14	.357	11-15	.733	4	16	20	8	5-0	1	5	1	54	27.0	30
F. Wagner	2-2	70	14-31	.452	7-16	.438	12-14	.857	0	5	5	6	6-0	4	2	1	47	23.5	25
Carter	2-2	59	12-22	.545	4-10	.400	4-4	1.000	5	9	14	2	7-1	1	3	3	32	16.0	18
Ross	1-0	18	5-7	.714	4-6	.667	0-0	---	0	2	2	1	1-0	0	1	0	14	14.0	14
Bitadze (TOT)	1-0	13	5-7	.714	1-2	.500	2-2	1.000	2	4	6	1	1-0	1	0	3	13	13.0	13
Bitadze (ORL)	1-0	13	5-7	.714	1-2	.500	2-2	1.000	2	4	6	1	1-0	1	0	3	13	13.0	13
Fultz	2-2	60	9-19	.474	0-3	.000	1-1	1.000	0	6	6	14	3-0	4	1	0	19	9.5	11
Anthony	2-0	50	5-19	.263	0-8	.000	4-4	1.000	0	9	9	7	4-0	2	5	0	14	7.0	10
Schofield	2-0	34	5-10	.500	2-6	.333	2-2	1.000	2	6	8	2	2-0	0	0	0	14	7.0	8
G. Harris	2-2	48	3-11	.273	1-8	.125	2-3	.667	0	5	5	4	4-0	1	3	1	9	4.5	6
Suggs	2-0	29	2-14	.143	0-7	.000	0-0	---	0	3	3	1	1-0	1	3	0	4	2.0	2
Houstan	2-0	21	1-4	.250	1-4	.250	0-0	---	0	2	2	0	0-0	0	0	0	3	1.5	3
Bamba	1-0	8	0-2	.000	0-1	.000	0-0	---	1	1	2	1	2-0	0	0	1	0	0.0	0
M. Wagner	1-0	6	0-0	---	0-0	---	0-0	---	1	3	4	0	1-0	0	3	1	0	0.0	0
MAGIC	2	480	80-184	.435	25-85	.294	38-45	.844	15	71	86	47	37-1	15	27	11	223	111.5	115



ALL-TIME SERIES

DATE	@	W/L	GRIZZ	OPP
11/22/95	@	L	93	95
3/15/96 *		L	87	92
1995-96 SEASON: 0-2 H: 0-1 A: 0-1				
12/13/96		W	95	93
3/16/97	@	L	89	100
1996-97 SEASON: 1-1 H: 1-0 A: 0-1				
12/3/97		L	97	101
3/17/98	@	L	92	99
1997-98 SEASON: 0-2 H: 0-1 A: 0-1				
NO GAMES				
1998-99 SEASON: 0-0 H: 0-0 A: 0-0				
1/5/00	@	L	96	116
1/22/00		L	82	85
1999-00 SEASON: 0-2 H: 0-1 A: 0-1				
12/17/00		L	91	101
3/16/01	@	L	99	103
2000-01 SEASON: 0-2 H: 0-1 A: 0-1				
12/3/01	@	L	71	113
1/19/02		L	103	119
2001-02 SEASON: 0-2 H: 0-1 A: 0-1				
12/27/02		W	99	86
3/24/03	@	W	110	104
2002-03 SEASON: 2-0 H: 1-0 A: 1-0				
11/12/03	@	W	107	97
1/3/04		W	112	103
2003-04 SEASON: 2-0 H: 1-0 A: 1-0				
12/4/04	@	L	91	96
1/25/05		W	95	83
2004-05 SEASON: 1-1 H: 1-0 A: 0-1				
11/4/05	@	W	94	85
12/2/05		W	91	69
2005-06 SEASON: 2-0 H: 1-0 A: 1-0				
11/20/06		W	95	86
4/7/07	@	L	89	116
2006-07 SEASON: 1-1 H: 1-0 A: 0-1				
12/15/07	@	W	123	119
1/23/08		L	85	112
2007-08 SEASON: 1-1 H: 0-1 A: 1-0				
10/31/08		W	86	84
4/8/09	@	L	78	81
2008-09 SEASON: 1-1 H: 1-0 A: 0-1				

DATE	@	W/L	GRIZZ	OPP
1/25/10		W	99	94
4/4/10	@	L	92	107
2009-10 SEASON: 1-1 H: 1-0 A: 0-1				
11/15/10	@	L	72	89
1/31/11		W	100	97
2010-11 SEASON: 1-1 H: 1-0 A: 0-1				
4/26/12		W	88	76
2011-12 SEASON: 1-0 H: 1-0 A: 0-1				
2/22/13		W	88	82
3/3/13	@	W	108	82
2012-13 SEASON: 2-0 H: 1-0 A: 1-0				
12/9/13		W	94	85
2/12/14	@	W	86	81
2013-14 SEASON: 2-0 H: 1-0 A: 1-0				
1/16/15	@	W	106	96
1/26/15		W	103	94
2014-15 SEASON: 2-0 H: 1-0 A: 1-0				
1/25/16 *		W	108	102
4/3/16	@	L	107	119
2015-16 SEASON: 1-1 H: 1-0 A: 0-1				
12/1/16		W	95	94
12/26/16	@	L	102	112
2016-17 SEASON: 1-1 H: 1-0 A: 0-1				
11/1/17		L	99	101
3/3/18	@	L	100	107
2017-18 SEASON: 0-2 H: 0-1 A: 0-1				
3/10/19		W	105	97
3/22/19 *	@	L	119	123
2018-19 SEASON: 1-1 H: 1-0 A: 0-1				
11/8/19	@	L	86	118
3/10/20		L	115	120
2019-20 SEASON: 0-2 H: 0-1 A: 0-1				
4/30/21		W	92	75
5/1/21	@	L	111	112
2020-21 SEASON: 1-1 H: 1-0 A: 0-1				
2/5/22	@	W	135	115
3/5/22		W	124	96
2021-22 SEASON: 2-0 H: 1-0 A: 1-0				
1/5/23	@	W	123	115
3/28/23		W	113	108
2022-23 SEASON: 2-0 H: 1-0 A: 1-0				

* OT | ** 2OT | *** 3OT

INTRO

PLAYERS

EXECUTIVE

BASKETBALL
OPSBUSINESS
OPS

MEDIA

COMMUNITY

HISTORY

PLAYOFFS

REVIEW

OPPONENTS

NBA

FEDERFORUM

AT A GLANCE



PHILADELPHIA 76ERS



EASTERN CONFERENCE ATLANTIC DIVISION

Home Court: Wells Fargo Center – 20,007
Office: 3 Banner Way, Camden, NJ 08103
Phone: (215) 339-7600 **Website:** sixers.com

Managing Partner: Josh Harris

President, Basketball Operations: Daryl Morey

General Manager: Elton Brand

Head Coach: Nick Nurse

Assistant Coaches: Bryan Gates, Bobby Jackson, Rico Hines, Matt Brase, Coby Karl, Mike Longabardi, Doug West

Vice President, Athlete Care: Simon Rice

Public Relations: Dave Sholler, Molly McEndy, Rob King, Brandon Chinn, Erik Chambliss, Will Abbamont

Television: NBC Sports Philadelphia / NBC Sports Philadelphia+, Kate Scott, Alaa Abdelnaby

Radio: The Fanatic (97.5 FM), Tom McGinnis

SERIES

Overall: 27-26

Home: 16-11

Road: 11-15

LONGEST STREAKS

	NUMBER	DATES
Overall Win Streak	10	1/28/13 – 1/22/18
Home Win Streak	9	4/11/14 – 12/2/22
Road Win Streak	7	11/20/09 – 11/23/16
Overall Loss Streak	10	1/29/96 – 2/21/01
Home Loss Streak	5	2/28/97 – 12/9/00
Road Loss Streak	5	1/29/96 – 2/21/01

LARGEST MARGINS

	DATE	MARGIN
Biggest Win	12/13/21	35
Worst Loss	4/10/10	19

2023-24 SCHEDULE

3/6/24	@ PHI
4/6/24	@ MEM

2022-23 SEASON SERIES STATISTICS

MEMPHIS VS. PHILADELPHIA

PLAYER	G-GS	MIN	FG-FGA	PCT	3FG-FGA	PCT	FT-FTA	PCT	OFF	DEF	TOT	AST	PF-DQ	STL	TO	BLK	PTS	AVG	HI
Bane	1-1	32	10-20	.500	4-12	.333	1-1	1.000	2	6	8	2	2-0	0	3	0	25	25.0	25
Morant	2-2	68	13-44	.295	2-10	.200	15-18	.833	1	10	11	8	3-0	2	4	0	43	21.5	28
Jackson	2-2	59	12-28	.429	3-12	.250	13-14	.929	5	13	18	1	8-0	2	3	8	40	20.0	22
Brooks	2-2	67	10-25	.400	2-8	.250	6-6	1.000	3	6	9	6	3-0	1	4	0	28	14.0	17
Aldama	2-0	37	5-11	.455	2-8	.250	7-10	.700	1	4	5	4	6-0	0	1	4	19	9.5	13
Adams	1-1	34	4-11	.364	0-0	---	1-2	.500	10	6	16	6	4-0	3	3	3	9	9.0	9
Konchar	2-1	49	5-11	.455	2-4	.500	5-6	.833	3	8	11	0	4-0	1	1	0	17	8.5	9
Kennard (TOT)	1-0	21	2-6	.333	2-4	.500	2-2	1.000	0	2	2	3	3-0	1	0	1	8	8.0	8
Roddy	2-0	39	7-11	.636	2-6	.333	0-1	.000	0	5	5	1	3-0	0	2	0	16	8.0	9
Tillman	1-0	32	2-6	.333	0-0	---	4-6	.667	3	9	12	2	5-0	2	1	1	8	8.0	8
Clarke	2-1	30	6-11	.545	0-0	---	0-0	---	3	4	7	3	5-0	1	0	2	12	6.0	10
Jones	2-0	32	2-6	.333	1-2	.500	0-0	---	1	3	4	11	2-0	1	1	0	5	2.5	3
GRIZZLIES	2	480	76-184	.413	18-62	.290	52-64	.813	32	74	106	44	45-0	13	23	18	222	111.0	117

PHILADELPHIA VS. MEMPHIS

PLAYER	G-GS	MIN	FG-FGA	PCT	3FG-FGA	PCT	FT-FTA	PCT	OFF	DEF	TOT	AST	PF-DQ	STL	TO	BLK	PTS	AVG	HI
Embiid	2-2	79	20-51	.392	1-8	.125	21-26	.808	3	27	30	14	8-0	2	5	9	62	31.0	35
Harden	1-1	40	10-16	.625	6-9	.667	5-7	.714	0	7	7	7	2-0	1	4	2	31	31.0	31
Harris	2-2	72	12-24	.500	9-13	.692	8-8	1.000	2	13	15	3	4-0	1	2	1	41	20.5	21
Maxey	1-0	37	6-18	.333	0-6	.000	4-4	1.000	0	2	2	4	2-0	0	0	0	16	16.0	16
Milton	2-1	48	6-15	.400	1-5	.200	4-4	1.000	0	1	1	6	2-0	1	2	1	17	8.5	17
McDaniels (TOT)	3-2	64	8-18	.444	1-9	.111	6-8	.750	1	10	11	3	5-0	3	5	2	23	7.7	16
McDaniels (PHI)	1-0	15	1-2	.500	0-0	---	1-2	.500	1	2	3	1	2-0	0	0	0	3	3.0	3
Melton	2-2	48	5-15	.333	3-9	.333	0-0	---	3	4	7	6	8-0	0	4	1	13	6.5	13
Korkmaz	1-0	13	2-3	.667	1-1	1.000	1-2	.500	0	1	1	2	0-0	1	0	0	6	6.0	6
Niang	2-0	32	5-14	.357	2-9	.222	0-0	---	1	1	2	2	4-0	1	3	0	12	6.0	7
House	1-0	18	2-4	.500	1-3	.333	0-0	---	0	3	3	0	1-0	0	1	0	5	5.0	5
Tucker	2-2	54	3-6	.500	3-5	.600	0-0	---	4	7	11	3	9-0	2	1	0	9	4.5	6
Reed	2-0	12	2-5	.400	0-0	---	0-0	---	2	0	2	0	4-0	1	0	1	4	2.0	2
Dedmon (TOT)	1-0	9	0-5	.000	0-1	.000	0-0	---	2	4	6	0	4-0	0	1	0	0	0.0	0
Thybulle	1-0	13	0-2	.000	0-1	.000	0-0	---	1	0	1	0	1-0	1	0	0	0	0.0	0
76ERS	2	480	74-175	.423	27-69	.391	44-53	.830	17	68	85	48	47-0	10	25	15	219	109.5	110



ALL-TIME SERIES

DATE	@	W/L	GRIZZ	OPP
1/5/96 *		W	103	102
1/29/96	@	L	103	92
1995-96 SEASON: 1-1 H: 1-0 A: 0-1				
11/30/96	@	L	90	96
2/28/97		L	100	104
1996-97 SEASON: 0-2 H: 0-1 A: 0-1				
1/1/98		L	104	115
1/13/98	@	L	89	107
1997-98 SEASON: 0-2 H: 0-1 A: 0-1				
3/24/99 *		L	95	90
1998-99 SEASON: 0-1 H: 0-1 A: 0-0				
12/27/99		L	93	100
3/8/00	@	L	90	107
1999-00 SEASON: 0-2 H: 0-1 A: 0-1				
12/9/00		L	79	83
2/21/01	@	L	91	107
2000-01 SEASON: 0-2 H: 0-1 A: 0-1				
12/2/01	@	W	93	87
12/8/01		W	92	83
2001-02 SEASON: 2-0 H: 1-0 A: 1-0				
11/20/02		L	88	95
2/26/03	@	L	107	111
2002-03 SEASON: 0-2 H: 0-1 A: 0-1				
1/17/04	@	W	91	87
3/16/04		W	82	79
2003-04 SEASON: 2-0 H: 1-0 A: 1-0				
12/3/04		W	94	86
2/9/05	@	W	98	95
2004-05 SEASON: 2-0 H: 1-0 A: 1-0				
1/20/06 *	@	L	86	89
3/12/06		L	91	94
2005-06 SEASON: 0-2 H: 0-1 A: 0-1				
1/17/07		W	118	102
3/2/07 *	@	L	112	117
2006-07 SEASON: 1-1 H: 1-0 A: 0-1				
12/22/07		L	97	99
2/13/08	@	L	88	102
2007-08 SEASON: 0-2 H: 0-1 A: 0-1				
2/11/09	@	L	87	91
3/7/09		L	105	110
2008-09 SEASON: 0-2 H: 0-1 A: 0-1				

DATE	@	W/L	GRIZZ	OPP
11/20/09	@	W	102	97
4/10/10		L	101	120
2009-10 SEASON: 1-1 H: 0-1 A: 1-0				
1/28/11	@	W	99	94
2/15/11		W	102	91
2010-11 SEASON: 2-0 H: 1-0 A: 1-0				
2/21/12		W	89	76
2011-12 SEASON: 1-0 H: 1-0 A: 0-1				
12/26/12		L	89	99
1/28/13	@	W	103	100
2012-13 SEASON: 1-1 H: 0-1 A: 1-0				
3/15/14	@	W	103	77
4/11/14		W	117	95
2013-14 SEASON: 2-0 H: 1-0 A: 1-0				
12/13/14 *	@	W	120	115
1/24/15		W	101	83
2014-15 SEASON: 2-0 H: 1-0 A: 1-0				
11/29/15		W	92	84
12/22/15	@	W	104	90
2015-16 SEASON: 2-0 H: 1-0 A: 1-0				
11/23/16 **@		W	104	99
12/6/16		W	96	91
2016-17 SEASON: 2-0 H: 1-0 A: 1-0				
1/22/18		W	105	101
3/21/18	@	L	105	119
2017-18 SEASON: 1-1 H: 1-0 A: 0-1				
11/10/18 *		W	112	106
12/2/18	@	L	95	103
2018-19 SEASON: 1-1 H: 1-0 A: 0-1				
2/7/20	@	L	107	119
2019-20 SEASON: 0-1 H: 0-0 A: 0-1				
1/16/21		W	106	104
4/4/21	@	W	116	100
2020-21 SEASON: 2-0 H: 1-0 A: 1-0				
12/13/21		W	126	91
1/31/22 *	@	L	119	122
2021-22 SEASON: 1-1 H: 1-0 A: 0-1				
12/2/22		W	117	109
2/23/23	@	L	105	110
2022-23 SEASON: 1-1 H: 1-0 A: 0-1				

* OT | ** 2OT | *** 3OT

INTRO

PLAYERS

EXECUTIVE

BASKETBALL
OPS

BUSINESS
OPS

MEDIA

COMMUNITY

HISTORY

PLAYOFFS

REVIEW

OPPONENTS

NBA

FEDERFORUM

AT A GLANCE



PHOENIX SUNS



WESTERN CONFERENCE PACIFIC DIVISION

Home Court: Footprint Center – 17,071
Office: 201 E. Jefferson St., Phoenix, AZ 85004
Phone: (602) 379-2000
Website: suns.com

Governor: Matt Ishbia

President of Basketball Operations & General Manager: James Jones

Head Coach: Frank Vogel

Associate Head Coach: Kevin Young

Assistant Coaches: David Fizdale, Quinton Crawford, Miles Simon, Greg St. Jean, John Lucas III, Dru Anthrop, Jon Pastorek

Director of Medical Services/Head Athletic Trainer: David Crewe

Communications: Stacey Mitch, Cole Mickelson, Bryce Marsee, Palmer Black

Television: Arizona's Family, Kevin Ray, Eddie Johnson, Ann Meyers Drysdale

Radio (English): Arizona Sports (98.7 FM), Jon Bloom, Tim Kempton

Radio (Spanish): KSUN (1400 AM, 106.5 FM), Arturo Ochoa

SERIES

Overall: 42-60

Home: 24-26

Road: 18-34

LONGEST STREAKS

	NUMBER	DATES
Overall Win Streak	8	12/3/13 – 12/6/15
Home Win Streak	4	12/3/13 – 12/6/15
Road Win Streak	5	1/6/13 – 2/2/15
Overall Loss Streak	11	12/9/97 – 4/12/00
Home Loss Streak	6	12/28/96 – 3/17/00
Road Loss Streak	9	12/9/97 – 11/6/01

LARGEST MARGINS

	DATE	MARGIN
Biggest Win	1/16/23	30
Worst Loss	1/5/01	32

2023-24 SCHEDULE

11/24/23	@ MEM	1/7/24	@ PHX
12/2/22	@ PHX		

2022-23 SEASON SERIES STATISTICS

MEMPHIS VS. PHOENIX

PLAYER	G-GS	MIN	FG-FGA	PCT	3FG-FGA	PCT	FT-FTA	PCT	OFF	DEF	TOT	AST	PF-DQ	STL	TO	BLK	PTS	AVG	HI
Morant	4-4	123	32-73	.438	9-22	.409	29-34	.853	3	12	15	32	6-0	3	9	0	102	25.5	34
Bane	4-4	113	27-56	.482	5-22	.227	24-24	1.000	1	15	16	14	12-0	4	7	0	83	20.8	28
Jackson	4-4	102	19-46	.413	4-15	.267	14-16	.875	10	20	30	3	7-0	5	8	14	56	14.0	24
Clarke	4-0	70	18-28	.643	0-0	---	13-17	.765	13	17	30	6	6-0	4	4	1	49	12.3	24
Brooks	4-4	105	18-37	.486	4-7	.571	2-3	.667	1	7	8	8	16-0	3	5	0	42	10.5	16
Z. Williams	4-0	84	13-25	.520	5-13	.385	1-2	.500	2	9	11	2	14-0	2	6	0	32	8.0	16
Adams	4-4	104	13-24	.542	0-0	---	4-11	.364	23	22	45	7	6-0	4	5	2	30	7.5	10
Jones	4-0	75	9-31	.290	5-17	.294	1-2	.500	1	7	8	18	2-0	3	3	0	24	6.0	11
Roddy	3-0	30	7-15	.467	3-7	.429	0-0	---	1	9	10	1	4-0	1	2	0	17	5.7	10
Aldama	4-0	69	7-17	.412	5-11	.455	0-2	.000	2	8	10	4	6-0	1	4	3	19	4.8	10
Tillman	3-0	18	5-6	.833	1-1	1.000	0-2	.000	3	1	4	1	0-0	0	1	0	11	3.7	9
Chandler	2-0	12	3-5	.600	0-0	---	1-2	.500	1	0	1	2	0-0	0	0	0	7	3.5	5
Konchar	3-0	39	2-6	.333	1-4	.250	1-2	.500	1	6	7	6	5-0	5	0	1	6	2.0	5
LaRavia	3-0	16	0-3	.000	0-3	.000	1-2	.500	0	1	1	1	2-0	1	0	0	1	0.3	1
GRIZZLIES	4	960	173-372	.465	42-122	.344	91-119	.765	62	134	196	105	86-0	36	58	21	479	119.8	136

PHOENIX VS. MEMPHIS

PLAYER	G-GS	MIN	FG-FGA	PCT	3FG-FGA	PCT	FT-FTA	PCT	OFF	DEF	TOT	AST	PF-DQ	STL	TO	BLK	PTS	AVG	HI
Washington	2-0	43	15-36	.417	7-14	.500	3-5	.600	0	7	7	13	2-0	1	3	0	40	20.0	26
Ayton	3-3	79	23-35	.657	0-1	.000	5-7	.714	3	17	20	1	11-0	0	3	1	51	17.0	18
Paul	3-3	86	18-35	.514	7-15	.467	3-3	1.000	0	9	9	20	4-0	4	10	1	46	15.3	22
Bridges	4-4	124	21-52	.404	6-18	.333	12-13	.923	0	13	13	17	9-0	4	8	4	60	15.0	24
Shamet	2-2	57	8-25	.320	4-16	.250	4-4	1.000	1	8	9	9	2-0	1	3	0	24	12.0	15
Craig	4-4	98	15-30	.500	8-20	.400	4-4	1.000	1	13	14	3	11-0	4	1	5	42	10.5	20
Landale	4-1	71	10-22	.455	3-7	.429	14-16	.875	10	5	15	3	11-1	2	2	0	37	9.3	16
Johnson	1-1	29	3-9	.333	0-4	.000	2-3	.667	1	5	6	1	3-0	0	1	0	8	8.0	8
D. Lee	4-0	87	10-28	.357	5-12	.417	7-8	.875	0	9	9	14	8-0	0	6	0	32	8.0	12
Okogie	4-0	72	10-23	.435	5-10	.500	7-10	.700	9	5	14	5	3-0	2	10	1	32	8.0	12
Saric	4-1	51	9-16	.563	3-8	.375	8-9	.889	3	13	16	9	9-0	3	7	0	29	7.3	14
S. Lee (TOT)	2-0	38	3-10	.300	1-2	.500	5-6	.833	1	1	2	6	3-0	1	2	0	12	6.0	10
S. Lee (PHO)	2-0	38	3-10	.300	1-2	.500	5-6	.833	1	1	2	6	3-0	1	2	0	12	6.0	10
Biyombo	4-1	63	11-16	.688	0-0	---	0-3	.000	6	9	15	2	13-1	3	5	8	22	5.5	8
Wainright	4-0	60	3-14	.214	0-0	.000	2-4	.500	6	4	10	4	8-0	2	3	3	8	2.0	3
SUNS	4	960	159-351	.453	49-134	.366	76-95	.800	41	118	159	107	97-2	27	69	23	443	110.8	125



ALL-TIME SERIES

DATE	@	W/L	GRIZZ	OPP
12/5/95	@	L	108	112
12/22/95		L	80	101
2/19/96 *	@	L	94	98
4/7/96		L	92	112

1995-96 SEASON: 0-4 H: 0-2 A: 0-2

11/14/96		W	92	89
12/15/96	@	L	84	103
12/28/96		L	98	103
4/19/97	@	W	121	107

1996-97 SEASON: 2-2 H: 1-1 A: 1-1

12/9/97	@	L	85	107
12/26/97		L	100	118
3/29/98	@	L	98	106
4/12/98		L	106	129

1997-98 SEASON: 0-4 H: 0-2 A: 0-2

2/25/99		L	86	94
3/22/99	@	L	84	89
5/1/99	@	L	77	107

1998-99 SEASON: 0-3 H: 0-1 A: 0-2

1/12/00		L	92	95
2/8/00	@	L	76	94
3/17/00		L	86	101
4/12/00 *	@	L	116	122

1999-00 SEASON: 0-4 H: 0-2 A: 0-2

11/29/00 **		W	109	106
12/26/00		L	95	97
1/5/01	@	L	76	108
1/31/01	@	L	92	101

2000-01 SEASON: 1-3 H: 1-1 A: 0-2

11/6/01	@	L	101	113
11/23/01		L	89	103
1/10/02	@	W	102	96
2/21/02		L	72	78

2001-02 SEASON: 1-3 H: 0-2 A: 1-1

12/4/02	@	L	85	98
12/8/02		W	102	94
1/10/03	@	L	90	96
3/26/03		L	99	101

2002-03 SEASON: 1-3 H: 1-1 A: 0-2

11/7/03	@	L	88	96
2/20/04		W	97	92
4/2/04		W	109	99
4/11/04	@	L	83	89

2003-04 SEASON: 2-2 H: 2-0 A: 0-2

12/23/04	@	L	102	109
1/19/05	@	W	88	79
2/1/05		W	108	97
3/20/05		L	91	97

2004-05 SEASON: 2-2 H: 1-1 A: 1-1

11/16/05	@	W	115	103
12/17/05		W	91	87
2/8/06	@	L	102	108

2005-06 SEASON: 1-2 H: 1-0 A: 1-1

DATE	@	W/L	GRIZZ	OPP
11/11/06	@	L	87	96
1/15/07		L	122	137
3/26/07	@	L	87	105
4/3/07		L	111	116

2006-07 SEASON: 0-4 H: 0-2 A: 0-2

2/26/08		L	113	127
3/11/08	@	L	111	132
4/8/08		L	113	127

2007-08 SEASON: 0-3 H: 0-2 A: 0-1

11/10/08	@	L	102	107
12/30/08		L	89	101
1/8/09		W	106	89
4/13/09	@	L	110	119

2008-09 SEASON: 1-3 H: 1-1 A: 0-2

11/25/09	@	L	111	126
1/21/10	@	W	128	103
1/18/10		W	125	118
2/16/10		L	95	109

2009-10 SEASON: 2-2 H: 1-1 A: 1-1

11/5/10 **	@	L	118	123
11/8/10		W	109	99
12/8/10 *	@	W	104	98

2010-11 SEASON: 2-1 H: 1-0 A: 1-1

1/28/12	@	L	84	86
3/10/12	@	L	91	98
4/11/12		W	104	93

2011-12 SEASON: 1-2 H: 1-0 A: 0-2

12/4/12 *		W	108	98
12/12/12	@	L	80	82
1/6/13	@	W	92	81
2/5/13		L	90	96

2012-13 SEASON: 2-2 H: 1-1 A: 1-1

12/3/13		W	110	91
1/2/14	@	W	99	91
1/10/14		W	104	99
4/14/14	@	W	97	91

2013-14 SEASON: 4-0 H: 2-0 A: 2-0

11/5/14	@	W	102	91
1/11/15 **		W	122	110
2/2/15	@	W	102	101

2014-15 SEASON: 3-0 H: 1-0 A: 2-0

12/6/15		W	95	93
2/27/16	@	L	106	111
3/6/16		L	100	109
3/21/16	@	W	103	97

2015-16 SEASON: 2-2 H: 1-1 A: 1-1

1/30/17	@	W	115	96
2/8/17		W	110	91
2/28/17		W	130	112

2016-17 SEASON: 3-0 H: 2-0 A: 1-0

DATE	@	W/L	GRIZZ	OPP
12/21/17	@	L	95	97
12/26/17	@	L	97	99
1/29/18		W	120	109
2/28/18		L	102	110

2017-18 SEASON: 1-3 H: 1-1 A: 0-2

10/27/18		W	117	96
11/4/18	@	L	100	102
3/30/19	@	W	120	115

2018-19 SEASON: 2-1 H: 1-0 A: 1-1

11/2/19		L	105	114
12/11/19	@	W	115	108
1/5/20	@	W	121	114
1/26/20		W	114	109

2019-20 SEASON: 3-1 H: 1-1 A: 2-0

1/18/21		W	108	104
2/20/21		L	97	128
3/15/21	@	L	99	122

2020-21 SEASON: 1-2 H: 1-1 A: 0-1

11/12/21		L	94	119
12/27/21	@	W	114	113
4/1/22		W	122	114

2021-22 SEASON: 2-1 H: 1-1 A: 1-0

12/23/22	@	W	125	100
12/27/22		L	108	125
1/16/23		W	136	106
1/22/23	@	L	110	112

2022-23 SEASON: 2-2 H: 1-1 A: 1-1

* OT | ** 2OT | *** 3OT

INTRO

PLAYERS

EXECUTIVE

BASKETBALL OPS

BUSINESS OPS

MEDIA

COMMUNITY

HISTORY

PLAYOFFS

REVIEW

OPINIONS

NBA

FEDERATION

AT A GLANCE



PORTLAND TRAIL BLAZERS



WESTERN CONFERENCE NORTHWEST DIVISION

Home Court: Moda Center – 19,393
Office: One Center Court, Suite 200, Portland, OR 97227
Phone: (503) 234-9291 **Website:** trailblazers.com

Chair: Jody Allen

President of Basketball Operations: Dewayne Hankins

General Manager: Joe Cronin

Head Coach: Chauncey Billups

Assistant Coaches: Scott Brooks, Roy Rogers, Steve Hetzel, Jonah Herscu, Rodney Billups, Mark Tyndale

Director of Player Health and Performance: Dr. Evan Ellis

Communications: Natalie King, Rahsaan Gethers, Maggie Yang, Amanda Janczak

Television: ROOT Sports

Radio: Rip City Radio 620 AM

SERIES

Overall: 45-56

Home: 24-27

Road: 21-29

LONGEST STREAKS

	NUMBER	DATES
Overall Win Streak	5	3/6/13 – 3/11/14
Home Win Streak	5	3/6/13 – 11/13/15
Road Win Streak	3 (2x)	3/12/13 – 1/28/14
Overall Loss Streak	8	11/9/07 – 11/10/09
Home Loss Streak	8	12/13/06 – 11/16/10
Road Loss Streak	9	4/2/96 – 12/29/00

LARGEST MARGINS

	DATE	MARGIN
Biggest Win	3/14/05	21
Worst Loss	1/24/02	38

2023-24 SCHEDULE

11/3/23	@ POR	3/1/24	@ MEM
11/5/23	@ POR	3/2/24	@ MEM

2022-23 SEASON SERIES STATISTICS

MEMPHIS VS. PORTLAND

PLAYER	G-GS	MIN	FG-FGA	PCT	3FG-FGA	PCT	FT-FTA	PCT	OFF	DEF	TOT	AST	PF-DQ	STL	TO	BLK	PTS	AVG	HI
Bane	3-3	99	26-54	.481	12-27	.444	12-14	.857	3	12	15	13	7-0	1	7	2	76	25.3	30
Moran	3-3	102	24-50	.480	5-15	.333	22-29	.759	2	22	24	28	3-0	4	15	1	75	25.0	32
Kennard (TOT)	1-1	34	6-11	.545	6-10	.600	2-2	1.000	1	4	5	2	0-0	2	1	0	20	20.0	20
Kennard (MEM)	1-1	34	6-11	.545	6-10	.600	2-2	1.000	1	4	5	2	0-0	2	1	0	20	20.0	20
Jackson	2-2	66	14-23	.609	0-4	.000	7-9	.778	0	14	14	2	7-0	0	2	7	35	17.5	18
Adams	1-1	34	6-9	.667	0-0	---	2-3	.667	4	7	11	5	2-0	0	1	2	14	14.0	14
Roddy	2-0	46	9-15	.600	7-12	.583	1-2	.500	1	2	3	3	5-0	2	1	1	26	13.0	16
Aldama	3-1	70	12-22	.545	3-10	.300	2-4	.500	5	15	20	4	4-0	1	2	2	29	9.7	11
Brooks	2-2	68	7-16	.438	2-8	.250	2-2	1.000	0	3	3	2	8-0	2	0	0	18	9.0	9
Clarke	2-0	31	6-12	.500	0-0	---	2-2	1.000	5	5	10	2	5-0	0	1	1	14	7.0	8
Konchar	2-0	35	4-8	.500	2-6	.333	0-0	---	2	6	8	5	3-0	1	1	1	10	5.0	10
Z. Williams	1-0	19	2-5	.400	1-4	.250	0-0	---	0	1	1	0	1-0	0	0	0	5	5.0	5
Jones	3-0	63	2-18	.111	1-12	.083	5-6	.833	0	6	6	13	2-0	2	2	0	10	3.3	6
Green	1-0	10	1-4	.250	1-4	.250	0-0	---	1	3	4	1	2-0	1	1	0	3	3.0	3
Lofton	1-0	4	1-2	.500	0-1	.000	1-1	1.000	0	1	1	0	0-0	0	0	0	3	3.0	3
Tillman	2-2	41	1-8	.125	0-0	---	2-3	.667	6	8	14	6	2-0	4	3	0	4	2.0	4
GRIZZLIES	3	720	121-257	.471	40-113	.354	60-77	.779	30	109	139	86	51-0	20	40	17	342	114.0	119

PORTLAND VS. MEMPHIS

PLAYER	G-GS	MIN	FG-FGA	PCT	3FG-FGA	PCT	FT-FTA	PCT	OFF	DEF	TOT	AST	PF-DQ	STL	TO	BLK	PTS	AVG	HI
Lillard	1-1	40	11-22	.500	5-13	.385	15-16	.938	1	7	8	10	2-0	0	2	1	42	42.0	42
Simons	2-2	73	20-39	.513	7-18	.389	10-11	.909	0	5	5	12	7-0	0	7	0	57	28.5	31
Mays	1-1	36	9-16	.563	4-6	.667	2-2	1.000	1	7	8	7	3-0	1	0	0	24	24.0	24
Grant	2-2	58	13-30	.433	4-12	.333	11-12	.917	0	8	8	4	1-0	0	4	2	41	20.5	23
Reddish (TOT)	2-0	52	13-21	.619	4-8	.500	3-3	1.000	1	4	5	2	5-0	4	2	1	33	16.5	22
Harrison	1-0	27	4-10	.400	0-2	.000	5-7	.714	0	3	3	1	1-0	2	1	0	13	13.0	13
Nurkic	2-2	37	8-15	.533	3-4	.750	4-4	1.000	6	8	14	5	6-0	1	4	0	23	11.5	23
Sharpe	3-2	73	12-30	.400	5-14	.357	2-4	.500	1	11	12	6	6-0	2	1	1	31	10.3	20
Butler	1-0	25	4-9	.444	2-7	.286	0-0	---	1	4	5	0	1-0	1	0	1	10	10.0	10
Johnson	1-0	18	4-9	.444	2-5	.400	0-0	---	1	4	5	3	1-0	0	1	0	10	10.0	10
Walker	2-0	26	7-14	.500	3-5	.600	1-2	.500	1	6	7	1	4-0	0	2	0	18	9.0	16
Eubanks	3-1	65	12-24	.500	0-2	.000	2-3	.667	13	9	22	6	10-0	1	6	5	26	8.7	11
Knox II (TOT)	3-1	54	8-19	.421	5-9	.556	4-6	.667	3	12	15	0	5-0	0	2	0	25	8.3	13
Knox II (POR)	1-1	25	2-10	.200	1-4	.250	1-2	.500	1	5	6	0	0-0	0	2	0	6	6.0	6
Minaya	1-0	17	3-6	.500	2-5	.400	0-0	---	2	2	4	2	3-0	0	1	0	8	8.0	8
Payton	1-0	29	2-5	.400	1-2	.500	2-2	1.000	3	1	4	0	5-0	1	1	1	7	7.0	7
Watford	1-0	22	2-6	.333	1-1	1.000	0-0	---	0	3	3	2	0-0	0	2	1	5	5.0	5
Williams	1-1	29	2-6	.333	0-3	.000	0-0	---	0	1	1	3	1-0	3	0	2	4	4.0	4
Hart	2-2	71	1-8	.125	0-3	.000	3-5	.600	2	6	8	6	6-0	1	4	1	5	2.5	5
Little	2-0	26	2-8	.250	1-5	.200	0-0	---	1	4	5	2	0-0	1	2	0	5	2.5	3
Winslow	1-0	23	1-6	.167	0-0	---	0-0	---	4	4	8	4	0-0	1	1	0	2	2.0	2
Thybulle (TOT)	1-0	13	0-2	.000	0-1	.000	0-0	---	1	0	1	0	1-0	1	0	0	0	0.0	0
TRAIL BLAZERS	3	720	119-273	.436	41-111	.369	58-70	.829	38	98	136	74	57-0	15	43	15	337	112.3	122



ALL-TIME SERIES

DATE	@	W/L	GRIZZ	OPP
11/3/95	@	W	92	80
12/15/95 *		W	104	100
4/2/96	@	L	85	101
4/14/96		L	79	81

1995-96 SEASON: 0-2 H: 1-1 A: 1-1

11/1/96		L	85	114
12/12/96	@	L	78	99
3/28/97	@	L	81	115
4/17/97		L	73	105

1996-97 SEASON: 0-4 H: 0-2 A: 0-2

12/19/97	@	L	91	96
12/21/97		W	88	86
3/26/98	@	L	102	108
4/11/98 *		W	105	96

1997-98 SEASON: 2-2 H: 2-0 A: 0-2

2/8/99		L	76	95
3/8/99		L	73	92
4/6/99	@	L	89	98

1998-99 SEASON: 0-3 H: 0-2 A: 0-1

11/2/99		L	86	106
3/3/00	@	L	91	101
4/6/00		W	89	87
4/8/00	@	L	85	98

1999-00 SEASON: 1-3 H: 1-1 A: 0-2

12/29/00	@	L	81	104
3/6/01	@	W	105	97
3/9/01		W	95	85
4/12/01		L	87	100

2000-01 SEASON: 2-2 H: 1-1 A: 1-1

11/15/01		L	85	101
1/24/02	@	L	82	120
3/25/02	@	W	103	100
4/11/02		W	102	99

2001-02 SEASON: 2-2 H: 1-1 A: 1-1

11/6/02	@	L	88	94
1/15/03	@	L	92	100
1/20/03		L	87	99
4/11/03		W	96	93

2002-03 SEASON: 1-3 H: 1-1 A: 0-2

11/5/03	@	L	87	93
12/7/03		W	93	79
1/28/04		L	76	88
3/3/04	@	W	97	88

2003-04 SEASON: 2-2 H: 1-1 A: 1-1

11/17/04	@	W	101	82
2/11/05		W	88	82
3/12/05	@	L	66	80
3/14/05		W	104	83

2004-05 SEASON: 3-1 H: 2-0 A: 1-1

11/22/05		L	87	95
12/21/05		W	89	79
12/30/05	@	W	93	90

2005-06 SEASON: 2-1 H: 1-1 A: 1-0

DATE	@	W/L	GRIZZ	OPP
12/13/06		L	79	85
1/27/07 **		L	132	135
2/23/07	@	W	103	102
3/29/07	@	W	96	92

2006-07 SEASON: 2-2 H: 0-2 A: 2-0

11/9/07	@	L	98	110
12/3/07		L	105	106
4/15/08	@	L	91	113

2007-08 SEASON: 0-3 H: 0-1 A: 0-2

2/18/09	@	L	90	94
3/16/09		L	92	103
3/28/09	@	L	66	86
4/7/09		L	93	96

2008-09 SEASON: 0-4 H: 0-2 A: 0-2

11/10/09		L	79	93
11/27/09	@	W	106	96
1/5/10	@	W	109	105
3/1/10		L	93	103

2009-10 SEASON: 2-2 H: 0-2 A: 2-0

11/16/10		L	99	100
12/13/10		W	86	73
4/12/11	@	L	89	102

2010-11 SEASON: 1-2 H: 1-1 A: 0-1

1/24/12	@	L	84	97
3/22/12	@	L	93	97
4/21/12		W	93	89

2011-12 SEASON: 1-2 H: 1-0 A: 0-2

1/4/13		L	84	86
3/6/13		W	91	85
3/12/13	@	W	102	97
4/3/13	@	W	94	76

2012-13 SEASON: 3-1 H: 1-1 A: 2-0

1/28/14	@	W	98	81
3/11/14		W	109	99
3/30/14	@	L	98	105

2013-14 SEASON: 2-1 H: 1-0 A: 1-1

11/28/14	@	W	112	99
1/17/15		W	102	98
2/22/15	@	W	98	92
3/21/15		W	97	86

2014-15 SEASON: 4-0 H: 2-0 A: 2-0

11/5/15	@	L	96	115
11/13/15		W	101	100
1/4/16	@	W	91	78
2/8/16 *		L	106	112

2015-16 SEASON: 2-2 H: 1-1 A: 1-1

11/6/16		L	94	100
12/8/16		W	88	86
1/27/17	@	L	109	112

2016-17 SEASON: 1-2 H: 1-1 A: 0-1

DATE	@	W/L	GRIZZ	OPP
11/7/17	@	W	98	97
11/20/17		L	92	100
3/28/18		W	108	103
4/11/18	@	L	98	113

2017-18 SEASON: 2-2 H: 1-1 A: 1-1

12/12/18		W	92	83
12/19/18	@	L	92	99
3/5/19		W	120	111
4/3/19	@	L	89	116

2018-19 SEASON: 2-2 H: 1-1 A: 0-2

2/12/20		W	111	104
7/31/20 *	@	L	135	140

2019-20 SEASON: 1-1 H: 1-0 A: 0-1

4/23/21	@	W	130	128
4/25/21	@	W	120	113
4/28/21		L	109	130

2020-21 SEASON: 2-1 H: 0-1 A: 2-0

10/27/21	@	L	96	116
12/15/21	@	W	113	103
12/19/21		L	100	105
2/16/22		L	119	123

2021-22 SEASON: 1-3 H: 0-2 A: 1-1

11/2/22	@	W	111	106
2/1/23		L	112	122
4/4/23		W	119	109

2022-23 SEASON: 2-1 H: 1-1 A: 1-0

* OT | ** 2OT | *** 3OT

INTRO

PLAYERS

EXECUTIVE

BASKETBALL OPS

BUSINESS OPS

MEDIA

COMMUNITY

HISTORY

PLAYOFFS

REVIEW

OPPONENTS

NBA

FEDERATION

AT A GLANCE



SACRAMENTO KINGS



WESTERN CONFERENCE PACIFIC DIVISION

Home Court: Golden 1 Center – 17,583
Office: 500 David J. Stern Walk, Sacramento, CA 95814
Phone: (888) 915-4647 **Website:** kings.com

Owner and Chairman: Vivek Ranadive
General Manager: Monte McNair
Head Coach: Mike Brown
Associate Coaches: Jordi Fernandez, Jay Triano, Doug Christie, Luke Loucks, Leandro Barbosa, Dutch Gaitley
Senior Director of Athlete Health: Jas Randhawa
Communications: Becky Beland McNaught, Shannon Malone, Michael Martinez
Television: NBC Sports California, Mark Jones, Kyle Draper, Kayte Christensen
Radio: Sactown Sports 1140 (1140 AM), Gary Gerould, Jason Ross

SERIES

Overall: 49-54
Home: 33-19 **Road:** 16-35

LONGEST STREAKS

	NUMBER	DATES
Overall Win Streak	9	1/7/13 – 11/30/14
Home Win Streak	12	11/23/09 – 3/2/16
Road Win Streak	5	1/7/13 – 11/30/14
Overall Loss Streak	8	12/16/01 – 11/25/03
Home Loss Streak	4	3/6/98 – 12/15/99
Road Loss Streak	4	10/24/18 – 2/20/20

LARGEST MARGINS

	DATE	MARGIN
Biggest Win	1/21/12	33
Worst Loss	1/23/23	33

2023-24 SCHEDULE

12/31/23	@ MEM	3/18/24	@ SAC
1/29/24	@ MEM		

2022-23 SEASON SERIES STATISTICS

MEMPHIS VS. SACRAMENTO

PLAYER	G-GS	MIN	FG-FGA	PCT	3FG-FGA	PCT	FT-FTA	PCT	OFF	DEF	TOT	AST	PF-DQ	STL	TO	BLK	PTS	AVG	HI
Morant	3-3	98	33-62	.532	3-11	.273	22-30	.733	2	17	19	17	7-0	3	11	1	91	30.3	35
Bane	2-2	62	20-31	.645	9-12	.750	3-4	.750	2	8	10	9	3-0	1	5	0	52	26.0	31
Jackson	3-3	85	20-43	.465	6-15	.400	9-12	.750	4	11	15	5	11-0	3	1	9	55	18.3	22
Brooks	4-4	124	23-62	.371	5-20	.250	2-2	1.000	5	5	10	14	8-0	3	8	2	53	13.3	15
Jones	4-1	114	19-43	.442	10-21	.476	4-5	.800	2	15	17	27	3-0	5	3	0	52	13.0	18
Adams	3-3	89	13-26	.500	0-0	---	2-9	.222	25	25	50	7	11-0	1	11	3	28	9.3	12
Clarke	3-0	53	12-18	.667	0-1	.000	4-5	.800	2	5	7	5	5-0	3	4	2	28	9.3	16
Z. Williams	1-0	17	3-10	.300	1-6	.167	2-3	.667	1	1	2	2	2-0	1	0	0	9	9.0	9
Konchar	3-2	68	8-23	.348	3-12	.250	3-3	1.000	4	12	16	4	4-0	7	5	2	22	7.3	12
Tillman	2-1	42	7-10	.700	0-0	---	0-0	---	2	5	7	2	4-0	4	2	1	14	7.0	10
Aldama	3-1	61	7-20	.350	3-13	.231	2-3	.667	1	3	4	5	8-0	5	0	3	19	6.3	8
LaRavia	4-0	49	5-7	.714	3-5	.600	0-0	---	2	8	10	3	5-0	3	1	0	13	3.3	13
Roddy	4-0	66	4-17	.235	1-11	.091	1-4	.250	2	8	10	4	5-0	2	2	0	10	2.5	5
Chandler	3-0	20	2-4	.500	0-1	.000	0-0	---	0	1	1	2	2-0	1	1	1	4	1.3	4
Lofton	3-0	7	0-3	.000	0-2	.000	2-2	1.000	0	0	0	0	1-0	0	1	0	2	0.7	2
V. Williams	2-0	5	0-2	.000	0-1	.000	0-0	---	1	1	2	0	1-0	0	1	0	0	0.0	0
GRIZZLIES	4	960	176-381	.462	44-131	.336	56-82	.683	55	125	180	106	80-0	42	59	24	452	113.0	125

SACRAMENTO VS. MEMPHIS

PLAYER	G-GS	MIN	FG-FGA	PCT	3FG-FGA	PCT	FT-FTA	PCT	OFF	DEF	TOT	AST	PF-DQ	STL	TO	BLK	PTS	AVG	HI
Fox	4-4	139	36-72	.500	10-21	.476	13-14	.929	4	19	23	24	10-0	10	15	1	95	23.8	32
Barnes	4-4	129	23-47	.489	15-30	.500	21-22	.955	0	14	14	6	3-0	4	11	0	82	20.5	26
Monk	4-0	96	22-48	.458	10-28	.357	6-7	.857	4	14	18	22	6-0	1	10	1	60	15.0	18
Sabonis	4-4	132	22-41	.537	0-5	.000	8-12	.667	13	35	48	32	16-0	2	14	0	52	13.0	18
Murray	4-4	125	19-46	.413	10-25	.400	2-2	1.000	8	13	21	3	5-0	2	3	1	50	12.5	20
Huerter	4-4	105	15-35	.429	9-21	.429	5-7	.714	2	14	16	10	6-0	5	4	1	44	11.0	18
Lyles	3-0	58	10-19	.526	7-14	.500	4-4	1.000	3	12	15	2	4-0	2	4	6	31	10.3	24
Metu	3-0	26	7-12	.583	0-3	.000	0-0	---	1	6	7	2	4-0	0	1	0	14	4.7	10
Mitchell	4-0	58	6-17	.353	2-9	.222	3-3	1.000	2	2	4	7	6-0	2	2	0	17	4.3	7
Holmes	3-0	36	3-5	.600	0-0	---	1-1	1.000	2	6	8	0	7-0	0	2	3	7	2.3	5
Davis	4-0	25	3-13	.231	1-10	.100	2-2	1.000	0	3	3	4	3-0	2	2	0	9	2.3	6
Dozier	1-0	3	1-1	1.000	0-0	---	0-0	---	0	1	1	0	0-0	0	0	0	2	2.0	2
Okpala	3-0	8	0-0	---	0-0	---	1-2	.500	0	1	1	0	1-0	1	0	0	1	0.3	1
Dellavedova	3-0	5	0-0	---	0-0	---	0-0	---	0	1	1	1	0-0	0	0	0	0	0.0	0
Len	3-0	8	0-0	---	0-0	---	0-0	---	1	2	3	2	1-0	0	2	0	0	0.0	0
Moneke	1-0	6	0-1	.000	0-0	---	0-2	.000	2	0	2	1	2-0	0	0	0	0	0.0	0
KINGS	4	960	167-357	.468	64-166	.386	66-78	.846	42	143	185	116	74-0	33	74	13	464	116.0	133

OPPONENTS



ALL-TIME SERIES

DATE	@	W/L	GRIZZ	OPP
12/18/95	@	L	85	92
2/14/96		W	93	86
3/11/96	@	L	88	92
4/12/96		W	99	98

1995-96 SEASON: 2-2 H: 2-0 A: 0-2

11/18/96		L	83	84
12/26/96	@	L	88	111
1/11/97		L	101	109
4/8/97	@	L	93	109

1996-97 SEASON: 0-4 H: 0-2 A: 0-2

11/1/97		W	97	96
1/2/98	@	L	80	94
3/6/98		L	96	98
4/19/98 *	@	W	112	108

1997-98 SEASON: 2-2 H: 1-1 A: 1-1

2/7/99	@	L	87	109
3/2/99		L	101	111
4/11/99		L	88	91
5/5/99	@	L	95	99

1998-99 SEASON: 0-4 H: 0-2 A: 0-2

11/16/99	@	L	77	81
12/15/99		L	106	109
2/26/00		W	102	90
2/29/00	@	L	87	112

1999-00 SEASON: 1-3 H: 1-1 A: 0-2

12/22/00		L	93	95
2/2/01	@	L	95	105
4/6/01		L	90	118
4/16/01	@	L	100	110

2000-01 SEASON: 0-4 H: 0-2 A: 0-2

11/26/01		W	98	94
12/16/01	@	L	87	104
1/21/02	@	L	98	112
4/2/02		L	83	107

2001-02 SEASON: 1-3 H: 1-1 A: 0-2

11/2/02		L	99	116
11/8/02	@	L	91	99
1/12/03	@	L	98	106
1/23/03		L	98	104

2002-03 SEASON: 0-4 H: 0-2 A: 0-2

11/25/03	@	L	89	109
12/16/03		W	105	100
12/23/03	@	L	97	114
1/23/04		W	109	95

2003-04 SEASON: 2-2 H: 2-0 A: 0-2

11/19/04	@	L	105	107
11/30/04		L	93	98
3/8/05	@	L	82	85

2004-05 SEASON: 0-3 H: 0-1 A: 0-2

1/10/06		W	99	85
2/7/06	@	L	96	104
2/15/06		W	84	78
3/10/06	@	L	93	105

2005-06 SEASON: 2-2 H: 2-0 A: 0-2

DATE	@	W/L	GRIZZ	OPP
11/15/06	@	L	111	115
1/29/07		W	124	117
4/10/07	@	L	100	112

2006-07 SEASON: 1-2 H: 1-0 A: 0-2

1/10/08	@	L	113	116
2/12/08		W	107	94
3/22/08		W	117	111
3/26/08 *	@	L	106	107

2007-08 SEASON: 2-2 H: 2-0 A: 0-2

11/5/08	@	L	95	100
11/18/08		W	109	94
2/20/09		L	106	115
3/27/09	@	W	113	95

2008-09 SEASON: 2-2 H: 1-1 A: 1-1

11/2/09 *	@	L	116	127
11/23/09		W	116	105
3/22/10	@	W	102	85

2009-10 SEASON: 2-1 H: 1-0 A: 1-1

11/6/10	@	W	100	91
12/29/10	@	L	98	100
2/26/11		W	120	92
4/8/11		W	101	96

2010-11 SEASON: 3-1 H: 2-0 A: 1-1

1/3/12		W	113	96
1/21/12		W	128	95
3/20/12	@	L	110	119

2011-12 SEASON: 2-1 H: 2-0 A: 0-1

1/7/13	@	W	113	81
1/18/13		W	85	69
2/12/13		W	108	101
4/7/13	@	W	89	87

2012-13 SEASON: 4-0 H: 2-0 A: 2-0

11/17/13	@	W	97	86
1/17/14		W	91	90
1/29/14	@	W	99	89

2013-14 SEASON: 3-0 H: 1-0 A: 2-0

11/13/14		W	111	110
11/30/14	@	W	97	85
2/25/15	@	L	90	102
3/30/15		W	97	83

2014-15 SEASON: 3-1 H: 2-0 A: 1-1

11/3/15	@	W	103	89
1/30/16		W	121	117
3/2/16		W	104	98

2015-16 SEASON: 3-0 H: 2-0 A: 1-0

12/16/16		L	92	96
12/31/16	@	W	112	98
1/20/17		W	107	91
3/27/17	@	L	90	91

2016-17 SEASON: 2-2 H: 1-1 A: 1-1

DATE	@	W/L	GRIZZ	OPP
12/31/17	@	W	114	96
1/19/18		W	106	88
4/6/18		L	93	94

2017-18 SEASON: 2-1 H: 1-1 A: 1-0

10/24/18	@	L	92	97
11/16/18		W	112	104
12/21/18	@	L	99	102
1/25/19		L	96	99

2018-19 SEASON: 1-3 H: 1-1 A: 0-2

12/21/19		W	119	115
1/2/20	@	L	123	128
2/20/20	@	L	125	129
2/28/20		L	101	104

2019-20 SEASON: 1-3 H: 1-1 A: 0-2

2/14/21	@	W	124	110
5/13/21		W	116	110
5/14/21		W	107	106

2020-21 SEASON: 3-0 H: 2-0 A: 1-0

11/28/21		W	128	101
12/17/21	@	W	124	105
12/26/21	@	W	127	102

2021-22 SEASON: 3-0 H: 2-0 A: 2-0

10/27/22	@	W	125	110
11/22/22		L	109	113
1/1/23		W	118	108
1/23/23	@	L	100	133

2022-23 SEASON: 2-2 H: 1-1 A: 1-1

* OT | ** 2OT | *** 3OT

INTRO

PLAYERS

EXECUTIVE

BASKETBALL OPS

BUSINESS OPS

MEDIA

COMMUNITY

HISTORY

PLAYOFFS

REVIEW

OPPONENTS

NBA

FEDERATION

AT A GLANCE



SAN ANTONIO SPURS



WESTERN CONFERENCE SOUTHWEST DIVISION

Home Court: Frost Bank Center – 18,354
Office: One AT&T Center, San Antonio, TX 78219
Phone: (210) 444-5500 **Website:** spurs.com

Managing Partner: Peter J. Holt
President & CEO: RC Buford
President of Basketball Operations/Head Coach: Gregg Popovich
General Manager: Brian Wright
Assistant Coaches: Brett Brown, Mitch Johnson, Matt Nielsen, Darius Songaila
Head Athletic Trainer: Will Sevensen
Communications: Tom James, Kris Davis, Jordan Howenstine, Alexis Winston
Television: KENS, CW35, Bally Sports Southwest, Bill Land, Sean Elliott, Dan Weiss, Michelle Beadle
Radio (English): WOAI (1200 AM), Bill Schoening
Radio (Spanish): KXTN (107.5 FM), Paul Castro

SERIES

Overall: 36-74
Home: 21-35 **Road:** 15-39

LONGEST STREAKS

	NUMBER	DATES
Overall Win Streak	10	1/30/21 – 3/17/23
Home Win Streak	4 (2x)	12/31/21 – 1/11/23
Road Win Streak	6	11/11/19 – 3/17/23
Overall Loss Streak	21	12/30/96 – 11/22/02
Home Loss Streak	13	12/30/96 – 4/2/03
Road Loss Streak	10 (2x)	4/16/05 – 1/29/10

LARGEST MARGINS

	DATE	MARGIN
Biggest Win	2/1/21	31
Worst Loss	11/8/95	49

2023-24 SCHEDULE

11/18/23	@ SAS	3/22/24	@ SAS
1/2/24	@ MEM	4/9/24	@ MEM

2022-23 SEASON SERIES STATISTICS

MEMPHIS VS. SAN ANTONIO

PLAYER	G-GS	MIN	FG-FGA	PCT	3FG-FGA	PCT	FT-FTA	PCT	OFF	DEF	TOT	AST	PF-DQ	STL	TO	BLK	PTS	AVG	HI
Morant	2-2	72	28-50	.560	5-10	.500	9-12	.750	3	7	10	9	1-0	1	8	1	70	35.0	38
Jackson	3-3	100	23-40	.575	3-9	.333	16-22	.727	7	16	23	4	12-0	1	7	11	65	21.7	28
Bane	4-4	137	35-75	.467	13-25	.520	3-4	.750	4	18	22	20	10-0	4	9	1	86	21.5	32
Jones	4-2	115	29-56	.518	10-18	.556	3-4	.750	3	11	14	22	3-0	7	6	0	71	17.8	24
Brooks	4-4	135	18-49	.367	9-20	.450	6-8	.750	2	18	20	8	15-0	7	8	1	51	12.8	16
Lofton	1-0	14	4-6	.667	1-2	.500	2-4	.500	3	4	7	1	2-0	0	2	1	11	11.0	11
Adams	3-3	98	13-18	.722	0-0	---	5-15	.333	21	31	52	11	5-0	3	9	4	31	10.3	13
Z. Williams	2-0	49	8-17	.471	2-7	.286	2-3	.667	1	4	5	1	4-0	1	2	1	20	10.0	11
Tillman	3-1	52	11-20	.550	0-1	.000	7-11	.636	8	9	17	5	4-0	0	1	1	29	9.7	12
Aldama	4-1	81	11-22	.500	5-9	.556	3-4	.750	7	13	20	1	5-0	3	3	3	30	7.5	13
Kennard (TOT)	3-2	58	7-11	.636	5-8	.625	1-2	.500	0	4	4	3	4-0	4	3	0	20	6.7	13
Kennard (MEM)	1-0	32	4-7	.571	4-7	.571	1-2	.500	0	2	2	3	2-0	4	3	0	13	13.0	13
Clarke	1-0	15	1-2	.500	0-0	---	4-5	.800	1	3	4	2	4-0	0	3	0	6	6.0	6
LaRavia	1-0	17	3-4	.750	0-1	.000	0-0	---	0	0	0	0	3-0	1	1	0	6	6.0	6
Roddy	2-0	22	4-10	.400	0-4	.000	0-0	---	0	3	3	0	4-0	0	0	0	8	4.0	6
Chandler	1-0	13	1-4	.250	0-1	.000	0-0	---	0	2	2	4	2-0	0	0	0	2	2.0	2
Konchar	4-0	60	3-11	.273	1-4	.250	0-0	---	1	10	11	5	2-0	0	0	2	7	1.8	4
GRIZZLIES	4	1010	196-391	.501	53-118	.449	61-94	.649	61	151	212	96	78-0	32	65	26	506	126.5	135

SAN ANTONIO VS. MEMPHIS

PLAYER	G-GS	MIN	FG-FGA	PCT	3FG-FGA	PCT	FT-FTA	PCT	OFF	DEF	TOT	AST	PF-DQ	STL	TO	BLK	PTS	AVG	HI
Vassell	2-2	74	18-42	.429	9-23	.391	2-3	.667	0	8	8	11	1-0	1	2	1	47	23.5	25
K. Johnson	3-3	114	18-53	.340	7-26	.269	18-23	.783	4	13	17	7	7-0	3	6	1	61	20.3	24
Poeltl	3-3	89	23-35	.657	0-0	---	6-12	.500	14	14	28	6	9-0	4	3	5	52	17.3	22
Collins	3-1	74	17-37	.459	6-16	.375	7-7	1.000	10	16	26	10	12-0	2	9	2	47	15.7	24
Jones	4-4	131	21-52	.404	4-14	.286	13-15	.867	4	13	17	33	6-0	6	6	1	59	14.8	22
Richardson	3-0	69	15-34	.441	7-18	.389	4-4	1.000	2	6	8	11	6-0	4	6	1	41	13.7	16
Branham	3-1	82	13-32	.406	6-16	.375	2-2	1.000	3	6	9	5	3-0	1	8	1	34	11.3	18
McDermott	3-0	72	13-24	.542	5-12	.417	2-2	1.000	0	13	13	4	6-0	1	2	0	33	11.0	15
Bates-Diop	2-1	30	7-11	.636	4-6	.667	3-3	1.000	0	3	3	2	0-0	1	1	0	21	10.5	11
Bassey	1-0	16	4-5	.800	0-1	.000	2-2	1.000	1	5	6	2	4-0	2	0	1	10	10.0	10
Sochan	4-4	98	14-28	.500	3-8	.375	3-3	1.000	5	8	13	8	11-0	6	9	0	34	8.5	13
Langford	3-2	67	9-22	.409	1-6	.167	3-3	1.000	5	4	9	8	4-0	0	0	2	22	7.3	13
S. Johnson	2-0	34	5-10	.500	2-5	.400	1-4	.250	1	4	5	7	5-0	0	1	0	13	6.5	7
Mamukelashvili (S)	1-0	23	2-6	.333	0-1	.000	2-4	.500	8	6	14	2	0-0	1	1	0	6	6.0	6
Mamukelashvili (S)	1-0	23	2-6	.333	0-1	.000	2-4	.500	8	6	14	2	0-0	1	1	0	6	6.0	6
Wesley	1-0	21	1-4	.250	0-1	.000	2-4	.500	0	2	2	5	2-0	1	1	2	4	4.0	4
Graham (TOT)	3-0	41	2-7	.286	2-7	.286	3-5	.600	0	4	4	6	1-0	1	2	1	9	3.0	5
Birch (TOT)	1-0	11	1-1	1.000	0-0	---	0-0	---	0	1	1	0	3-0	0	2	0	2	2.0	2
Barlow	1-0	12	0-2	.000	0-0	---	0-0	---	1	2	3	0	1-0	0	0	1	0	0.0	0
Dieng	1-0	7	0-3	.000	0-2	.000	0-0	---	0	2	2	1	1-0	1	2	0	0	0.0	0
SPURS	4	1010	180-400	.450	54-155	.348	70-91	.769	58	125	183	122	78-0	34	58	18	484	121.0	129

OPPONENTS



ALL-TIME SERIES

DATE	@	W/L	GRIZZ	OPP
11/8/95	@	L	62	111
2/25/96		L	84	95
4/10/96	@	L	82	105
4/16/96		L	86	95

1995-96 SEASON: 3-1 H: 0-2 A: 0-2

11/24/96		W	96	91
12/6/96	@	W	105	89
12/30/96		L	88	95
2/12/97	@	W	106	101

1996-97 SEASON: 3-1 H: 1-1 A: 2-0

11/5/97	@	L	79	87
12/17/97	@	L	87	98
12/30/97		L	115	124
4/16/98		L	97	110

1997-98 SEASON: 0-4 H: 0-2 A: 0-2

3/20/99 *		L	88	92
4/1/99	@	L	91	103
4/29/99		L	72	99

1998-99 SEASON: 0-3 H: 0-2 A: 0-1

12/9/99	@	L	91	99
12/30/99		L	88	98
4/9/00		L	99	107
4/17/00		L	93	100

1999-00 SEASON: 0-4 H: 0-2 A: 0-2

11/11/00	@	L	78	91
12/3/00		L	79	97
1/23/01	@	L	77	110
3/5/01		L	77	91

2000-01 SEASON: 0-4 H: 0-2 A: 0-2

12/30/01		L	79	83
2/19/02 *	@	L	93	99
3/12/02	@	L	84	98
4/13/02		L	92	113

2001-02 SEASON: 0-4 H: 0-2 A: 0-2

11/4/02 *		L	101	103
11/22/02	@	L	86	95
1/22/03	@	W	98	93
4/2/03		L	87	105

2002-03 SEASON: 1-3 H: 0-2 A: 1-1

11/3/03		W	88	80
12/15/03	@	L	67	78
3/1/04	@	W	81	80
3/9/04		W	94	88

2003-04 SEASON: 3-1 H: 2-0 A: 1-1

11/22/04		W	93	90
2/26/05	@	W	84	82
4/16/05	@	L	75	97
4/18/05		W	94	92

2004-05 SEASON: 3-1 H: 2-0 A: 1-1

1/14/06	@	L	79	80
1/16/06		L	83	93
2/24/06		L	80	83
4/9/06	@	L	81	83

2005-06 SEASON: 0-4 H: 0-2 A: 0-2

DATE	@	W/L	GRIZZ	OPP
12/20/06	@	L	98	105
1/7/07		L	96	110
1/26/07	@	L	96	112
4/16/07		W	101	91

2006-07 SEASON: 1-3 H: 1-1 A: 0-2

10/31/07		L	101	104
11/23/07	@	L	88	101
12/19/07		W	88	85
12/30/07	@	L	87	111

2007-08 SEASON: 1-3 H: 1-1 A: 0-2

11/24/08		L	81	94
12/28/08	@	L	98	109
12/27/08 **	@	L	103	106
1/2/09		L	80	91

2008-09 SEASON: 0-4 H: 0-2 A: 0-2

1/16/10		W	92	86
1/29/10	@	L	97	104
3/6/10		L	92	102
4/9/10	@	W	107	99

2009-10 SEASON: 2-2 H: 1-1 A: 1-1

12/18/10 *	@	L	106	112
2/27/11	@	L	88	95
3/1/11		W	109	93
3/27/11		W	111	104

2010-11 SEASON: 2-2 H: 2-0 A: 0-2

12/26/11	@	L	82	95
1/30/12		L	73	83
2/6/12		L	84	89
4/12/12	@	L	97	107

2011-12 SEASON: 0-4 H: 0-2 A: 0-2

12/1/12 *	@	L	95	99
1/11/13 *		W	101	98
1/16/13	@	L	82	103
4/1/13		W	92	90

2012-13 SEASON: 2-2 H: 2-0 A: 0-2

10/30/13	@	L	94	101
11/22/13		L	86	102
1/7/14 *		L	108	110
4/6/14	@	L	92	112

2013-14 SEASON: 0-4 H: 0-2 A: 0-2

12/5/14		L	101	107
12/17/14 ***	@	W	117	116
12/30/14		W	95	87
3/29/15	@	L	89	103

2014-15 SEASON: 2-2 H: 1-1 A: 1-1

11/21/15	@	L	82	92
12/3/15		L	83	103
3/25/16	@	L	104	110
3/28/16		L	87	101

2015-16 SEASON: 0-4 H: 0-2 A: 0-2

2/6/17		W	89	74
3/18/17		W	104	96
3/23/17	@	L	90	97
4/4/17 *	@	L	89	95

2016-17 SEASON: 2-2 H: 2-0 A: 0-2

DATE	@	W/L	GRIZZ	OPP
11/29/17	@	L	95	104
12/1/17		L	79	95
1/24/18		L	85	108
3/5/18	@	L	98	100

2017-18 SEASON: 0-4 H: 0-2 A: 0-2

11/21/18	@	W	104	103
1/5/19	@	L	88	108
1/9/19		W	96	86
2/12/19		L	107	108

2018-19 SEASON: 2-2 H: 1-1 A: 1-1

11/11/19	@	W	113	109
12/23/19		L	115	145
1/10/20		W	134	121
8/2/20		L	106	108

2019-20 SEASON: 2-2 H: 1-2 A: 1-0

12/23/20		L	119	131
1/30/21	@	W	129	112
2/1/21	@	W	133	102

2020-21 SEASON: 2-1 H: 0-1 A: 2-0

11/28/21		W	128	101
12/17/21	@	W	124	105
12/26/21	@	W	127	102

2021-22 SEASON: 3-0 H: 1-0 A: 2-0

12/31/21		W	118	105
1/26/22	@	W	118	110
2/28/22		W	118	105
3/30/22	@	W	112	111

2021-22 SEASON: 4-0 H: 2-0 A: 2-0

11/9/22 *	@	W	124	122
1/9/23		W	121	113
1/11/23		W	135	129
3/17/23 *	@	W	126	120

2022-23 SEASON: 4-0 H: 2-0 A: 2-0

* OT | ** 2OT | *** 3OT

INTRO

PLAYERS

EXECUTIVE

BASKETBALL OPS

BUSINESS OPS

MEDIA

COMMUNITY

HISTORY

PLAYOFFS

REVIEW

OPPONENTS

NBA

FEDERATION

AT A GLANCE



TORONTO RAPTORS



EASTERN CONFERENCE ATLANTIC DIVISION

Home Court: Scotiabank Arena – 19,800
Office: 30 British Columbia Rd, Toronto, Ontario M6K 3C3
Phone: (813) 301-6500
Website: raptors.com

Chairman of the Board & Chairman, NBA Board of Governors: Lawrence M. Tanenbaum, O.C.

Vice-Chairman & President: Masai Ujiri

General Manager: Bobby Webster

Head Coach: Darko Rajakovic

Assistant Coaches: Pat Delany, Jama Mahlalela, James Wade, Mike Batiste, Ivo Simovic, Vin Bhavani, Jim Sann, Mery Andrade, Drew Jones

Vice President, Player Health and Performances: Alex McKechnie

Communications: Jennifer Quinn, Phil Summers

Television: TSN, Sportsnet, Matt Devlin, Jack Armstrong, Alvin Williams, Kayla Grey, Savanna Hamilton

Radio: TSN Radio 1050 (AM 1050), Sportsnet 590 (AM 590), Paul Jones, Eric Smith, Jevohn Shepherd

SERIES

Overall: 26-28

Home: 13-13

Road: 13-15

LONGEST STREAKS

	NUMBER	DATES
Overall Win Streak	8	3/9/03 – 12/30/06
Home Win Streak	4	3/23/04 – 12/30/06
Road Win Streak	4 (2x)	2/17/10 – 2/20/13
Overall Loss Streak	5	12/8/17 – 8/9/20
Home Loss Streak	4	12/8/17 – 11/24/21
Road Loss Streak	7	3/14/14 – 8/9/20

LARGEST MARGINS

	DATE	MARGIN
Biggest Win	4/6/05	30
Worst Loss	1/19/19	29

2023-24 SCHEDULE

1/3/24	@ MEM
1/22/24	@ TOR

2022-23 SEASON SERIES STATISTICS

MEMPHIS VS. TORONTO

PLAYER	G-GS	MIN	FG-FGA	PCT	3FG-FGA	PCT	FT-FTA	PCT	OFF	DEF	TOT	AST	PF-QD	STL	TO	BLK	PTS	AVG	HI
Brooks	1-1	34	7-14	.500	4-7	.571	7-8	.875	1	2	3	6	3-0	0	0	0	25	25.0	25
Bane	2-2	61	16-30	.533	7-14	.500	3-3	1.000	1	6	7	8	8-1	6	3	1	42	21.0	26
Morant	1-1	36	9-19	.474	1-4	.250	0-0	---	0	4	4	17	1-0	0	3	1	19	19.0	19
Jackson	2-2	61	14-32	.438	1-9	.111	4-7	.571	4	9	13	3	4-0	0	5	6	33	16.5	18
Adams	1-1	32	7-11	.636	0-0	---	0-2	.000	8	9	17	3	1-0	1	2	0	14	14.0	14
Tillman	1-1	32	4-7	.571	0-0	---	4-7	.571	4	5	9	3	2-0	1	2	0	12	12.0	12
Aldama	2-1	46	7-17	.412	3-11	.273	4-5	.800	1	10	11	5	1-0	0	4	2	21	10.5	15
Konchar	2-0	42	5-8	.625	3-4	.750	1-1	1.000	2	8	10	1	4-0	0	3	3	14	7.0	11
Jones	2-1	54	6-15	.400	0-2	.000	1-1	1.000	1	8	9	9	2-0	4	5	0	13	6.5	9
Green	1-0	19	2-5	.400	2-2	1.000	0-0	---	0	0	0	1	2-0	0	2	0	6	6.0	6
Roddy	1-0	13	2-3	.667	1-1	1.000	1-1	1.000	1	0	1	1	1-0	2	1	0	6	6.0	6
Clarke	2-0	32	4-7	.571	0-0	---	2-2	1.000	1	10	11	3	4-0	0	2	0	10	5.0	6
Z. Williams	2-0	19	3-5	.600	1-2	.500	0-0	---	1	1	2	2	3-0	0	3	0	7	3.5	5
GRIZZLIES	2	480	86-173	.497	23-56	.411	27-37	.730	25	72	97	62	36-1	14	36	13	222	111.0	119

TORONTO VS. MEMPHIS

PLAYER	G-GS	MIN	FG-FGA	PCT	3FG-FGA	PCT	FT-FTA	PCT	OFF	DEF	TOT	AST	PF-QD	STL	TO	BLK	PTS	AVG	HI
Siakam	2-2	66	15-36	.417	2-7	.286	12-15	.800	4	12	16	9	11-1	3	3	1	44	22.0	25
Anunoby	1-1	35	5-17	.294	3-8	.375	3-3	1.000	2	1	3	3	4-0	2	1	1	16	16.0	16
Barnes	2-2	70	14-33	.424	2-7	.286	0-1	.000	9	8	17	6	6-0	5	6	3	30	15.0	16
Boucher	2-0	49	12-17	.706	4-6	.667	2-3	.667	6	11	17	1	3-0	0	1	1	30	15.0	17
Trent	2-1	69	12-27	.444	5-10	.500	1-3	.333	0	4	4	2	2-0	2	2	0	30	15.0	20
VanVleet	1-1	39	6-19	.316	2-9	.222	1-1	1.000	1	4	5	7	1-0	0	2	1	15	15.0	15
Young	1-0	25	5-8	.625	1-2	.500	3-6	.500	1	3	4	4	2-0	2	0	0	14	14.0	14
Achiuwa	1-1	31	5-12	.417	0-3	.000	0-0	---	1	6	7	0	1-0	4	0	0	10	10.0	10
Dowtin	1-0	13	2-4	.500	0-0	---	2-2	1.000	0	2	2	2	0-0	1	1	0	6	6.0	6
Flynn	2-0	48	4-18	.222	2-10	.200	1-2	.500	3	6	9	10	2-0	2	0	0	11	5.5	6
Koloko	1-1	13	2-3	.667	0-0	---	0-0	---	1	1	2	1	1-0	0	1	2	4	4.0	4
Birch	1-0	11	1-1	1.000	0-0	---	0-0	---	0	1	1	0	3-0	0	2	0	2	2.0	2
Hernangomez	1-1	11	0-2	.000	0-2	.000	0-0	---	0	2	2	0	0-0	1	0	1	0	0.0	0
RAPTORS	2	480	83-197	.421	21-64	.328	25-36	.694	28	61	89	45	36-1	22	19	10	212	106.0	106



ALL-TIME SERIES

DATE	@	W/L	GRIZZ	OPP
12/10/95		L	81	93
1/25/96 *	@	W	106	101
1995-96 SEASON: 1-1 H: 0-1 A: 0-1				
1/19/97		W	100	92
3/9/97	@	L	77	81
1996-97 SEASON: 1-1 H: 1-0 A: 0-1				
2/22/98 *	@	L	105	113
3/8/98		W	113	106
1997-98 SEASON: 1-1 H: 1-0 A: 0-1				
2/21/99	@	L	87	102
1998-99 SEASON: 0-1 H: 0-0 A: 0-1				
1/9/00	@	W	107	97
3/5/00		L	92	94
1999-00 SEASON: 1-1 H: 0-1 A: 1-0				
3/11/01		L	84	101
3/25/01	@	L	92	102
2000-01 SEASON: 0-2 H: 0-1 A: 0-1				
11/29/01	@	L	88	91
1/8/02		W	84	81
2001-02 SEASON: 1-1 H: 1-0 A: 0-1				
12/1/02		L	87	92
3/9/03	@	W	119	106
2002-03 SEASON: 1-1 H: 0-1 A: 1-0				
3/23/04		W	95	86
3/28/04	@	W	94	88
2003-04 SEASON: 2-0 H: 1-0 A: 1-0				
3/4/05		W	86	75
4/6/05	@	W	104	74
2004-05 SEASON: 2-0 H: 1-0 A: 1-0				
11/30/05	@	W	92	66
2/21/06		W	94	88
2005-06 SEASON: 2-0 H: 1-0 A: 1-0				
12/30/06		W	110	104
3/7/07	@	L	87	94
2006-07 SEASON: 1-1 H: 1-0 A: 0-1				
11/21/07		L	89	95
11/28/07	@	L	91	103
2007-08 SEASON: 0-2 H: 0-1 A: 0-1				
1/9/09	@	L	82	103
2/7/09		W	78	70
2008-09 SEASON: 1-1 H: 1-0 A: 0-1				

DATE	@	W/L	GRIZZ	OPP
10/30/09		W	115	107
2/17/10 *	@	W	109	102
2009-10 SEASON: 2-0 H: 1-0 A: 1-0				
12/27/10		W	96	85
1/24/11	@	W	100	98
2010-11 SEASON: 2-0 H: 1-0 A: 1-0				
3/2/12	@	W	102	99
3/16/12 *		L	110	114
2011-12 SEASON: 1-1 H: 0-1 A: 1-0				
11/28/12		W	103	82
2/20/13	@	W	88	82
2012-13 SEASON: 2-0 H: 1-0 A: 1-0				
11/13/13		L	87	103
3/14/14	@	L	86	99
2013-14 SEASON: 0-2 H: 0-1 A: 0-1				
11/19/14	@	L	92	96
1/21/15		W	92	86
2014-15 SEASON: 1-1 H: 1-0 A: 0-1				
2/21/16	@	L	85	98
4/1/16		L	95	99
2015-16 SEASON: 0-2 H: 0-1 A: 0-1				
11/30/16	@	L	105	120
1/25/17		W	101	99
2016-17 SEASON: 1-1 H: 1-0 A: 0-1				
12/8/17		L	107	116
2/4/18	@	L	86	101
2017-18 SEASON: 0-2 H: 0-1 A: 0-1				
11/27/18		L	114	122
1/19/19	@	L	90	119
2018-19 SEASON: 0-2 H: 0-1 A: 0-1				
8/9/20	@	L	99	108
2019-20 SEASON: 0-1 H: 0-0 A: 0-1				
2/8/21		L	113	128
5/8/21	@	W	109	99
2020-21 SEASON: 1-1 H: 0-1 A: 1-0				
11/24/21		W	113	126
11/30/21	@	L	98	91
2021-22 SEASON: 1-1 H: 0-1 A: 1-0				
12/29/22	@	W	119	106
2/5/23		L	103	106
2022-23 SEASON: 1-1 H: 0-1 A: 1-0				

* OT | ** 2OT | *** 3OT

INTRO

PLAYERS

EXECUTIVE

BASKETBALL
OPSBUSINESS
OPS

MEDIA

COMMUNITY

HISTORY

PLAYOFFS

REVIEW

OPPONENTS

NBA

FEDERATION

AT A GLANCE



UTAH JAZZ



WESTERN CONFERENCE NORTHWEST DIVISION

Home Court: Delta Center – 18,306

Office: 1420 S. 500 W, Salt Lake City, UT 84115

Phone: (801) 325-2500 Website: utahjazz.com

Owner & Chairman: Ryan Smith

CEO of Basketball: Danny Ainge

General Manager: Justin Zanik

Head Coach: Will Hardy

Assistant Coaches: Evan Bradts, Chad Forcier, Rick Higgins, Chris Jones, Scott Morrison, Sean Sheldon, Lamar Skeeter, Jason Terry, Mike Williams

Head Athletic Trainer/Director of Rehabilitation: Jamal Cort

Communications: Derek Garduño, Madeline Wehle Crandall, Danny Franks, Olivia Hill

Television: SEG Media/KJAZZ, Craig Bolerjack, Thurl Bailey, Holly Rowe

Radio: KZNS (1280 AM/97.5 FM), David Locke, Ron Boone

SERIES

Overall: 37-65

Home: 22-28

Road: 15-37

LONGEST STREAKS

	NUMBER	DATES
Overall Win Streak	4 (2x)	4/17/13 – 3/26/14
Home Win Streak	5	4/14/12 – 3/19/14
Road Win Streak	3 (2x)	3/26/14 – 4/10/15
Overall Loss Streak	17	2/5/96 – 1/20/00
Home Loss Streak	11	2/5/96 – 4/1/01
Road Loss Streak	9 (2x)	3/24/07 – 1/6/12

LARGEST MARGINS

	DATE	MARGIN
Biggest Win	1/6/06	22
Worst Loss	2/28/02	44

2023-24 SCHEDULE

11/1/23	@ UTA	11/23/23	@ MEM
11/10/23	@ MEM		

2022-23 SEASON SERIES STATISTICS

MEMPHIS VS. UTAH

PLAYER	G-GS	MIN	FG-FGA	PCT	3FG-FGA	PCT	FT-FTA	PCT	OFF	DEF	TOT	AST	PF-DQ	STL	TO	BLK	PTS	AVG	HIG
Morant	2-2	66	20-44	.455	2-10	.200	15-23	.652	1	12	13	13	4-0	2	5	0	57	28.5	37
Bane	3-3	97	28-61	.459	9-23	.391	15-19	.789	5	13	18	15	5-0	4	9	2	80	26.7	32
Jackson	2-2	60	16-36	.444	6-15	.400	7-9	.778	5	12	17	0	10-1	8	3	9	45	22.5	26
Brooks	4-4	123	29-66	.439	10-25	.400	7-12	.583	4	9	13	7	14-0	3	3	1	75	18.8	30
Jones	4-2	108	22-42	.524	7-18	.389	5-7	.714	0	5	5	21	3-0	7	7	0	56	14.0	23
Kennard (TOT)	1-0	21	2-4	.500	2-4	.500	3-3	1.000	1	0	1	2	3-0	0	0	0	9	9.0	9
Kennard (MEM)	1-0	21	2-4	.500	2-4	.500	3-3	1.000	1	0	1	2	3-0	0	0	0	9	9.0	9
Z. Williams	1-0	18	3-7	.429	1-4	.250	2-2	1.000	0	2	2	0	1-0	1	0	0	9	9.0	9
Aldama	4-2	92	14-33	.424	4-8	.500	3-5	.600	10	9	19	6	9-0	2	2	2	35	8.8	12
Clarke	3-1	62	12-21	.571	0-0	---	0-2	.000	9	9	18	5	8-0	4	2	4	24	8.0	8
Roddy	3-0	73	7-17	.412	3-9	.333	2-2	1.000	4	12	16	3	4-0	5	3	3	19	6.3	10
Tillman	4-1	73	10-18	.556	0-1	.000	4-12	.333	7	10	17	5	6-0	3	3	1	24	6.0	9
Lofton	1-0	5	2-5	.400	0-0	---	1-2	.500	1	0	1	0	0-0	0	0	0	5	5.0	5
Konchar	4-1	81	5-17	.294	3-10	.300	2-2	1.000	2	11	13	2	7-0	5	2	1	15	3.8	6
Chandler	3-0	40	4-9	.444	0-2	.000	1-3	.333	1	1	2	8	4-0	1	3	0	9	3.0	4
Adams	2-2	38	2-6	.333	0-0	---	0-1	.000	7	12	19	2	5-0	2	8	2	4	2.0	2
V. Williams	1-0	5	1-3	.333	0-2	.000	0-0	---	1	2	3	1	0-0	1	0	0	2	2.0	2
GRIZZLIES	4	960	177-389	.455	47-131	.359	67-104	.644	58	119	177	90	83-1	48	50	25	468	117.0	123

UTAH VS. MEMPHIS

PLAYER	G-GS	MIN	FG-FGA	PCT	3FG-FGA	PCT	FT-FTA	PCT	OFF	DEF	TOT	AST	PF-QD	STL	TO	BLK	PTS	AVG	HI
Westbrook (TOT)	1-0	31	10-18	.556	2-4	.500	7-11	.636	3	2	5	6	3-0	0	4	1	29	29.0	29
Markkanen	3-3	99	28-54	.519	7-19	.368	12-13	.923	7	21	28	8	4-0	2	5	7	75	25.0	31
Olynyk	4-4	122	26-42	.619	11-22	.500	14-15	.933	3	25	28	16	18-1	6	17	4	77	19.3	28
Clarkson	4-4	129	26-64	.406	9-29	.310	8-11	.727	5	16	21	22	7-0	2	13	1	69	17.3	21
Beasley	3-0	85	17-34	.500	10-24	.417	1-1	1.000	0	9	9	7	2-0	3	3	0	45	15.0	18
Sexton	3-2	60	11-23	.478	5-11	.455	7-7	1.000	2	2	4	5	6-0	2	6	1	34	11.3	19
Conley	2-2	58	8-18	.444	5-9	.556	1-1	1.000	0	2	2	13	4-0	2	3	0	22	11.0	15
Kessler	2-1	56	9-15	.600	0-0	---	2-3	.667	9	16	25	1	3-0	0	4	9	20	10.0	10
Horton-Tucker	3-0	62	10-28	.357	3-12	.250	6-9	.667	3	10	13	9	6-0	0	8	2	29	9.7	15
Vanderbilt	3-3	69	8-15	.533	2-5	.400	8-12	.667	3	19	22	16	11-0	3	9	1	26	8.7	12
Alexander-Walker	3-0	41	8-14	.571	3-7	.429	3-4	.750	0	5	5	7	9-0	5	4	2	22	7.3	11
Agbaji	4-1	99	11-26	.423	3-13	.231	3-5	.600	6	5	11	2	5-0	1	2	0	28	7.0	17
Fontecchio	1-0	24	3-8	.375	1-4	.250	0-0	---	2	1	3	2	3-0	0	1	0	7	7.0	7
Jones (TOT)	1-0	8	3-4	.750	0-0	---	1-2	.500	0	2	2	0	3-0	0	0	2	7	7.0	7
Jones (UTA)	1-0	8	3-4	.750	0-0	---	1-2	.500	0	2	2	0	3-0	0	0	2	7	7.0	7
Gay	1-0	13	3-5	.600	0-2	.000	0-0	---	2	0	2	0	0-0	0	0	0	6	6.0	6
Toscano-Anderson	1-0	25	3-5	.600	1-2	.500	0-0	---	1	9	10	1	1-0	1	1	0	7	7.0	7
Toscano-Anderson	1-0	25	3-5	.600	1-2	.500	0-0	---	1	9	10	1	1-0	1	1	0	7	7.0	7
Azubuike	2-0	7	0-0	---	0-0	---	0-0	---	1	3	4	0	2-0	0	1	0	0	0.0	0
Potter	1-0	3	0-0	---	0-0	---	0-0	---	0	0	0	0	1-0	0	0	0	0	0.0	0
JAZZ	4	960	174-355	.490	60-159	.377	66-83	.795	44	145	189	109	85-1	27	81	29	474	118.5	124

OPPONENTS



ALL-TIME SERIES

DATE	@	W/L	GRIZZ	OPP
2/5/96		L	83	92
2/7/96	@	L	79	102
3/29/96	@	L	91	105
4/18/96	L	79	94	

1995-96 SEASON: 0-4 H: 0-2 A: 0-2

11/15/96	@	L	96	104
1/17/97	L	68	106	
3/2/97	L	86	93	
4/4/97	@	L	79	106

1996-97 SEASON: 0-4 H: 0-2 A: 0-2

11/12/97	@	L	80	98
12/28/97	L	88	89	
3/13/98	@	L	101	110
4/5/98	L	93	99	

1997-98 SEASON: 0-4 H: 0-2 A: 0-2

3/3/99	@	L	86	109
3/26/99	L	80	85	
4/12/99	@	L	80	98

1998-99 SEASON: 0-3 H: 0-1 A: 0-2

12/29/99	@	L	90	101
1/20/00	L	89	94	
1/26/00	@	W	116	99
3/25/00	L	75	84	

1999-00 SEASON: 1-3 H: 0-2 A: 1-1

12/7/00	@	L	87	98
2/7/01	L	82	92	
2/28/01	@	L	83	101
4/1/01	L	73	92	

2000-01 SEASON: 0-4 H: 0-2 A: 0-2

1/12/02 **	@	W	97	95
2/5/02		W	86	79
2/28/02	@	L	70	114
3/11/02		W	79	78

2001-02 SEASON: 3-1 H: 2-0 A: 1-1

12/6/02	@	L	71	104
12/22/02	L	74	103	
2/5/03	@	L	84	105
2/24/03		W	103	92

2002-03 SEASON: 1-3 H: 1-1 A: 0-2

11/8/03	@	L	89	96
1/2/04		W	100	88
1/30/04		L	79	85
4/5/04	@	L	81	92

2003-04 SEASON: 1-3 H: 1-1 A: 0-2

1/3/05		W	92	82
1/22/05	@	W	110	94
3/11/05	@	W	94	82

2004-05 SEASON: 3-0 H: 1-0 A: 2-0

11/19/05	@	W	80	72
12/26/05 *	@	L	102	105
1/6/06		W	87	65
3/19/06		W	90	84

2005-06 SEASON: 3-1 H: 2-0 A: 1-1

DATE	@	W/L	GRIZZ	OPP
12/23/06		L	97	100
1/24/07 *	@	W	132	130
2/28/07		L	88	104
3/24/07	@	L	108	118

2006-07 SEASON: 1-3 H: 0-2 A: 1-1

11/10/07	@	L	94	118
2/2/08		L	91	110
3/1/08		L	92	113

2007-08 SEASON: 0-3 H: 0-2 A: 0-1

11/22/08		L	94	103
11/26/08	@	L	100	117
1/16/09		L	91	101
2/17/09	@	L	99	117

2008-09 SEASON: 0-4 H: 0-2 A: 0-2

11/30/09	@	L	93	120
1/6/10	@	L	94	117
1/8/10		W	91	89

2009-10 SEASON: 1-2 H: 1-0 A: 0-2

12/6/10	@	L	85	94
1/1/11	@	L	92	98
1/7/11		W	110	99
3/21/11		W	103	85

2010-11 SEASON: 2-2 H: 2-0 A: 0-2

1/6/12	@	L	85	94
2/12/12		L	88	98
4/14/12		W	103	98

2011-12 SEASON: 1-2 H: 1-1 A: 0-1

11/5/12		W	103	94
12/15/12	@	W	99	86
3/16/13	@	L	84	90
4/17/13		W	86	70

2012-13 SEASON: 3-1 H: 2-0 A: 1-1

12/23/13		W	104	94
3/19/14		W	96	86
3/26/14	@	W	91	87

2013-14 SEASON: 3-0 H: 2-0 A: 1-0

12/22/14		L	91	97
2/4/15	@	W	100	90
3/3/15		L	82	93
4/10/15	@	W	89	88

2014-15 SEASON: 2-2 H: 0-2 A: 2-0

11/7/15	@	L	79	89
1/2/16 *	@	L	87	92
3/4/16		W	94	88

2015-16 SEASON: 1-2 H: 1-0 A: 0-2

11/14/16	@	W	102	96
12/18/16		L	73	82
1/8/17		W	88	79
1/28/17	@	W	102	95

2016-17 SEASON: 3-1 H: 1-1 A: 2-0

DATE	@	W/L	GRIZZ	OPP
2/7/18		L	88	92
3/9/18		L	78	95
3/30/18	@	L	97	107

2017-18 SEASON: 0-3 H: 0-2 A: 0-1

10/22/18	@	W	92	84
11/2/18	@	W	110	100
11/12/18		L	88	96
3/8/19		W	114	104

2018-19 SEASON: 3-1 H: 1-1 A: 2-0

11/15/19		W	107	106
11/29/19		L	94	103
12/7/19	@	L	112	126
8/5/20	@	L	115	124

2019-20 SEASON: 1-3 H: 1-1 A: 0-2

3/26/21	@	L	114	117
3/27/21	@	L	110	126
3/31/21		L	107	111

2020-21 SEASON: 0-3 H: 0-1 A: 0-2

11/22/21	@	W	119	118
1/28/22		W	119	109
4/5/22 *	@	L	115	121

2021-22 SEASON: 2-1 H: 1-0 A: 1-1

10/29/22	@	L	123	124
10/31/22	@	L	105	121
1/8/23		W	123	118
2/15/23		W	117	111

2022-23 SEASON: 2-2 H: 2-0 A: 0-2

* OT | ** 2OT | *** 3OT

INTRO

PLAYERS

EXECUTIVE

BASKETBALL OPS

BUSINESS OPS

MEDIA

COMMUNITY

HISTORY

PLAYOFFS

REVIEW

OPINIONS

NBA

FEDERATION

AT A GLANCE



WASHINGTON WIZARDS



EASTERN CONFERENCE SOUTHEAST DIVISION

Home Court: Capital One Arena – 20,362
Office: 601 F Street NW, Washington DC, 20004
Phone: (202) 661-5000
Website: washingtonwizards.com

Chairman & CEO: Ted Leonsis

President of Basketball Operations: Michael Winger

Head Coach: Wes Unseld Jr.

Assistant Coaches: Joseph Blair, Sammy Gelfand, Zach Guthrie, Brian Keefe, Mike Miller, James Posey, David Vanterpool

Director of Player Health: Dr. Michael Ashton

Communications: Scott Hall, Daren Jenkins, Matt Quinn, Kara Swirsky, Alessandro Carusone, Ketsia Colimon

Television: NBC Sports Washington

Radio: THE TEAM (98.0 FM)/WFED (1500 AM)

SERIES

Overall: 30-23

Home: 22-5

Road: 8-18

LONGEST STREAKS

	NUMBER	DATES
Overall Win Streak	4 (2x)	12/14/19 – 3/10/21
Home Win Streak	9	2/27/06 – 2/11/14
Road Win Streak	2 (2x)	2/9/20 – 3/2/21
Overall Loss Streak	3	1/18/17 – 1/5/18
Home Loss Streak	1 (5x)	1/5/18
Road Loss Streak	5	3/12/15 – 3/16/19

LARGEST MARGINS

	DATE	MARGIN
Biggest Win	1/29/22	20
Worst Loss	11/5/21	28

2023-24 SCHEDULE

10/28/23	@ WAS
3/12/24	@ MEM

2022-23 SEASON SERIES STATISTICS

MEMPHIS VS. WASHINGTON

PLAYER	G-GS	MIN	FG-FGA	PCT	3FG-FGA	PCT	FT-FTA	PCT	OFF	DEF	TOT	AST	PF-DQ	STL	TO	BLK	PTS	AVG	HI
Bane	1-1	35	9-16	.563	4-8	.500	6-6	1.000	0	3	3	4	1-0	1	1	0	28	28.0	28
Morant	1-1	33	9-27	.333	1-4	.250	4-6	.667	2	7	9	6	0-0	1	4	0	23	23.0	23
Brooks	2-2	59	11-36	.306	3-13	.231	3-3	1.000	2	7	9	3	6-0	2	3	0	28	14.0	19
Jones	2-1	55	9-23	.391	2-7	.286	4-4	1.000	0	3	3	8	1-0	4	3	0	24	12.0	17
Clarke	2-0	37	8-15	.533	0-0	---	4-6	.667	3	7	10	1	4-0	0	2	3	20	10.0	16
Aldama	2-2	56	8-20	.400	3-8	.375	0-1	.000	2	15	17	4	8-0	4	2	3	19	9.5	15
Adams	2-2	52	8-10	.800	0-0	---	0-0	---	11	9	20	7	8-0	1	4	0	16	8.0	12
Roddy	2-0	43	6-14	.429	1-5	.200	1-2	.500	1	5	6	0	0-0	0	1	1	14	7.0	11
Chandler	1-0	12	2-5	.400	1-3	.333	0-0	---	1	2	3	2	1-0	0	1	0	5	5.0	5
Konchar	2-1	52	4-12	.333	1-4	.250	0-0	---	2	11	13	2	5-0	1	0	0	9	4.5	7
LaRavia	2-0	42	3-8	.375	2-5	.400	0-0	---	0	6	6	4	4-0	1	3	1	8	4.0	6
Tillman	1-0	4	0-1	.000	0-0	---	1-2	.500	2	0	2	0	3-0	0	2	0	1	1.0	1
GRIZZLIES	2	480	77-187	.412	18-57	.316	23-30	.767	26	75	101	41	41-0	15	28	8	195	97.5	103

WASHINGTON VS. MEMPHIS

PLAYER	G-GS	MIN	FG-FGA	PCT	3FG-FGA	PCT	FT-FTA	PCT	OFF	DEF	TOT	AST	PF-DQ	STL	TO	BLK	PTS	AVG	HI
Porzingis	2-2	62	10-28	.357	7-16	.438	8-10	.800	4	6	10	5	9-0	3	6	5	35	17.5	25
Morris	2-2	61	11-22	.500	3-9	.333	3-4	.750	1	5	6	7	1-0	3	2	1	28	14.0	18
Avdija	2-2	60	10-28	.357	4-12	.333	1-3	.333	4	8	12	7	5-0	1	5	0	25	12.5	21
Kuzma	2-2	69	9-27	.333	3-16	.188	0-1	.000	3	19	22	5	4-0	0	7	1	21	10.5	12
Barton	2-0	46	8-21	.381	2-9	.222	1-1	1.000	1	8	9	8	2-0	1	1	0	19	9.5	12
Goodwin	2-0	52	7-14	.500	4-8	.500	1-2	.500	5	11	16	9	5-0	3	0	2	19	9.5	10
Hachimura	2-0	38	8-19	.421	2-5	.400	0-1	.000	1	4	5	1	3-0	0	1	0	18	9.0	15
Kispert	2-2	56	8-14	.571	2-5	.400	0-1	.000	0	5	5	4	0-0	2	1	0	18	9.0	12
Gafford	2-0	30	5-7	.714	0-0	---	4-8	.500	4	6	10	3	6-0	0	2	2	14	7.0	9
Gibson	1-0	4	1-2	.500	0-1	.000	0-0	---	1	0	1	1	0-0	0	0	0	2	2.0	2
Gill	1-0	3	0-0	---	0-0	---	0-0	---	0	0	0	1	1-0	1	0	0	0	0.0	0
WIZARDS	2	480	77-182	.423	27-81	.333	18-31	.581	24	72	96	51	36-0	14	25	11	199	99.5	102



ALL-TIME SERIES

DATE	@	W/L	GRIZZ	OPP
1/27/96	@	L	77	102
3/4/96		L	81	86

1995-96 SEASON: 0-2 H: 0-1 A: 0-1

12/22/96		W	91	87
3/12/97	@	L	82	104

1996-97 SEASON: 1-1 H: 1-0 A: 0-1

1/16/98	@	L	110	112
2/14/98 *		W	110	108

1997-98 SEASON: 1-1 H: 1-0 A: 0-1

NO GAMES

1998-99 SEASON: 0-0 H: 0-0 A: 0-0

11/23/99	@	L	87	89
2/16/00		W	92	87

1999-00 SEASON: 1-1 H: 1-0 A: 0-1

12/20/00		W	118	104
2/20/01	@	W	116	104

2000-01 SEASON: 2-0 H: 1-0 A: 1-0

12/11/01		L	81	91
4/6/02	@	L	85	88

2001-02 SEASON: 0-2 H: 0-1 A: 0-1

11/23/02		W	85	74
12/18/02	@	L	100	118

2002-03 SEASON: 1-1 H: 1-0 A: 0-1

12/5/03		W	92	77
2/4/04	@	W	103	101

2003-04 SEASON: 2-0 H: 1-0 A: 1-0

11/3/04		L	91	103
2/23/05	@	L	83	93

2004-05 SEASON: 0-2 H: 0-1 A: 0-1

1/22/06	@	W	93	82
2/27/06		W	108	98

2005-06 SEASON: 2-0 H: 1-0 A: 1-0

11/24/06		W	95	80
12/26/06	@	L	101	116

2006-07 SEASON: 1-1 H: 1-0 A: 0-1

11/24/07		W	124	118
1/25/08	@	L	93	104

2007-08 SEASON: 1-1 H: 1-0 A: 0-1

2/2/09	@	W	113	97
4/1/09		W	112	107

2008-09 SEASON: 2-0 H: 1-0 A: 1-0

DATE	@	W/L	GRIZZ	OPP
12/28/09 *		W	116	111
2/24/09	@	W	99	94

2009-10 SEASON: 2-0 H: 1-0 A: 1-0

11/19/10	@	L	86	89
1/29/11		W	107	93

2010-11 SEASON: 1-1 H: 1-0 A: 0-1

3/18/12		W	97	92
---------	--	---	----	----

2011-12 SEASON: 1-0 H: 1-0 A: 0-0

2/1/13		W	85	76
3/25/13	@	L	94	107

2012-13 SEASON: 1-1 H: 1-0 A: 0-1

2/11/14		W	92	89
3/3/14	@	W	110	104

2013-14 SEASON: 2-0 H: 1-0 A: 1-0

3/12/15	@	L	87	107
4/4/15		L	83	92

2014-15 SEASON: 0-2 H: 0-1 A: 0-1

12/14/15		W	112	95
12/23/15	@	L	91	100

2015-16 SEASON: 1-1 H: 1-0 A: 0-1

10/30/16 *		W	112	103
1/18/17	@	L	101	104

2016-17 SEASON: 1-1 H: 1-0 A: 0-1

12/13/17	@	L	87	93
1/5/18		L	100	102

2017-18 SEASON: 0-2 H: 0-1 A: 0-1

10/30/18		W	107	95
3/16/19	@	L	128	135

2018-19 SEASON: 1-1 H: 1-0 A: 0-1

12/14/19		W	128	111
2/9/20	@	W	106	99

2019-20 SEASON: 2-0 H: 1-0 A: 1-0

3/2/21	@	W	125	111
3/10/21		W	127	112

2020-21 SEASON: 2-0 H: 1-0 A: 1-0

11/5/21	@	L	87	115
1/29/22		W	115	95

2021-22 SEASON: 1-1 H: 1-0 A: 0-1

11/6/22		W	103	97
11/13/22	@	L	92	102

2022-23 SEASON: 1-1 H: 1-0 A: 0-1

* OT | ** 2OT | *** 3OT

INTRO

PLAYERS

EXECUTIVE

BASKETBALL
OPSBUSINESS
OPS

MEDIA

COMMUNITY

HISTORY

PLAYOFFS

REVIEW

OPPONENTS

NBA

FEDERFORUM

AT A GLANCE



SCORING LEADERS

SINGLE-GAME SCORING LEADERS

GRIZZLIES			OPPONENTS		
Opponent	Player	Date	Player	Date	
Atlanta	J. Posey	38	T. Young	36	12/26/20
Boston	B. Reeves	41	I. Thomas	42	12/20/16
Brooklyn	A. Peeler	40	(2) K. Irving*	43	3/23/22
Charlotte	P. Gasol	33	K. Walker	46	3/22/18
Chicago	J. Morant	46	(2) Z. LaVine*	37	10/25/19
Cleveland	(2) J. Morant*	37	L. James	51	1/15/08
Dallas	(3) P. Gasol*	36	D. Nowitzki	38	2/7/07
Denver	M. Miller	41	N. Jokic	47	4/19/21
Detroit	M. Gasol	38	(2) C. Billups*	34	1/27/06
Golden State	M. Miller	45	(3) S. Curry*	46	12/23/21
Houston	J. Morant	49	(2) J. Harden*	57	3/20/19
Indiana	M. Conley	36	J. O'Neal	38	3/21/03
LA Clippers	M. Dickerson	40	E. Brand	44	2/10/06
LA Lakers	J. Morant	41	K. Bryant	60	3/22/07
Miami	R. Gay	41	D. Wade	41	12/16/06
Milwaukee	J. Jackson Jr.	43	G. Antetokounmpo	37	12/13/19
Minnesota	(2) J. Morant*	37	A. Edwards	42	5/5/21
New Orleans	J. Jackson Jr.	40	J. Mashburn	50	2/21/03
New York	(2) J. Morant*	37	J. Randle	36	3/11/22
Oklahoma City	P. Gasol	44	R. Westbrook	45	4/5/17
Orlando	J. Morant	33	A. Hardaway	37	11/22/95
Philadelphia	J. Morant	37	A. Iverson	38	2/9/05
Phoenix	B. Reeves	39	D. Booker	48	3/30/19
Portland	J. Morant	44	Z. Randolph	43	3/29/07
Sacramento	S. Abdur-Rahim	37	K. Martin	48	11/2/09
San Antonio	J. Morant	52	T. Duncan	42	12/9/99
Toronto	M. Gasol	42	C. Bosh	37	10/30/09
Utah	J. Morant	37	C. Boozer	39	1/24/07
Washington	P. Gasol	39	J. Wall	47	3/25/13

*Most recent occurrence





2023-24 NBA KEY DATES

2023

Oct. 24	Start of the 2023-24 NBA Regular Season
Oct. 28	NBA G League Draft
Oct. 30 – Nov. 9	NBA G League Training Camp
Nov. 3	In-Season Tournament begins
Nov. 9	Rosters set for NBA G League Opening Day (5 p.m. ET)
Nov. 10	NBA G League Season begins
Nov. 9	NBA Mexico City Game, Atlanta Hawks vs. Orlando Magic (Mexico City, Mexico)
Dec. 7	NBA In-Season Tournament Semifinals (Las Vegas, NV)
Dec. 9	NBA In-Season Tournament Finals (Las Vegas, NV)
Dec. 19-22	NBA G League Winter Showcase and Showcase Cup Championship Game
Dec. 27	NBA G League 34-game regular season begins

2024

Jan. 5	10-day contracts may now be signed
Jan. 10	All NBA contracts are guaranteed for the remainder of the season
Jan. 11	NBA Paris Game, Brooklyn Nets vs. Cleveland Cavaliers (Paris, France)
Jan. 23-27	NBA Rivals Week
Feb. 8	NBA Trade Deadline (3 p.m. ET)
Feb. 16-18	NBA All-Star 2024 (Indianapolis, IN)
Feb. 16-21	NBA All-Star break

Mar. 1	Playoff Eligibility Waiver Deadline
Mar. 30	NBA G League Regular Season ends
Apr. 2	NBA G League Playoffs begin
Apr. 14	Regular Season ends
Apr. 15	Rosters set for NBA Playoffs 2024 (3 p.m. ET)
Apr. 16-19	NBA Play-In Tournament
Apr. 20	NBA Playoffs 2024 begin
Apr. 28	NBA Early Entry Eligibility Deadline (11:59 p.m. ET)
May 6-7	Conference Semifinals begin (possible move up to May 4-5)
May 12	NBA Draft Lottery 2024 presented by State Farm
May 13-19	NBA Combine (Chicago, IL)
May 21-22	Conference Finals begin (possible move up to May 19-20)
Jun. 6	NBA Finals 2024 Game 1
Jun. 9	NBA Finals 2024 Game 2
Jun. 12	NBA Finals 2024 Game 3
Jun. 14	NBA Finals 2024 Game 4
Jun. 17	NBA Draft Early Entry Entrant Withdrawal Deadline (5 p.m. ET)
Jun. 17	NBA Finals 2024 Game 5 (if necessary)
Jun. 20	NBA Finals 2024 Game 6 (if necessary)
Jun. 23	NBA Finals 2024 Game 7 (if necessary)
Jun. 27	NBA Draft 2024 presented by State Farm

2022-23 NBA FINAL REGULAR SEASON STANDINGS

NBA EASTERN CONFERENCE
ATLANTIC DIVISION

	W	L	PCT	GB	HOME	ROAD	LAST-10	STREAK
Boston	57	25	.695	-	32-9	25-16	8-2	Won 3
Philadelphia	54	28	.659	3	29-12	25-16	5-5	Won 2
New York	47	35	.573	10	23-18	24-17	5-5	Lost 2
Brooklyn	45	37	.549	12	23-18	22-19	6-4	Lost 1
Toronto	41	41	.500	16	27-14	14-27	6-4	Won 1

NBA WESTERN CONFERENCE
SOUTHWEST DIVISION

	W	L	PCT	GB	HOME	ROAD	LAST-10	STREAK
Memphis	51	31	.622	-	35-6	16-25	6-4	Lost 1
New Orleans	42	40	.512	9	27-14	15-26	7-3	Lost 1
Dallas	38	44	.463	13	23-18	15-26	2-8	Lost 2
Houston	22	60	.268	29	14-27	8-33	4-6	Won 3
San Antonio	22	60	.268	29	14-27	8-33	3-7	Won 1

CENTRAL DIVISION

	W	L	PCT	GB	HOME	ROAD	LAST-10	STREAK
Milwaukee	58	24	.707	-	32-9	26-15	6-4	Lost 2
Cleveland	51	31	.622	7	31-10	20-21	7-3	Lost 1
Chicago	40	42	.488	18	22-19	18-23	6-4	Won 2
Indiana	35	47	.427	23	20-21	15-26	3-7	Won 1
Detroit	17	65	.207	41	9-32	8-33	1-9	Lost 1

NORTHWEST DIVISION

	W	L	PCT	GB	HOME	ROAD	LAST-10	STREAK
Denver	53	29	.646	-	34-7	19-22	5-5	Won 1
Minnesota	42	40	.512	11	22-19	20-21	7-3	Won 3
Oklahoma City	40	42	.488	13	24-17	16-25	4-6	Won 2
Utah	37	45	.451	16	23-18	14-27	2-8	Lost 1
Portland	33	49	.402	20	17-24	16-25	1-9	Lost 4

SOUTHEAST DIVISION

	W	L	PCT	GB	HOME	ROAD	LAST-10	STREAK
Miami	44	38	.537	-	27-14	17-24	6-4	Won 1
Atlanta	41	41	.500	3	24-17	17-24	5-5	Lost 2
Washington	35	47	.427	9	19-22	16-25	3-7	Lost 1
Orlando	34	48	.415	10	20-21	14-27	5-5	Lost 4
Charlotte	27	55	.329	17	13-28	14-27	5-5	Won 1

PACIFIC DIVISION

	W	L	PCT	GB	HOME	ROAD	LAST-10	STREAK
Sacramento	48	34	.585	-	23-18	25-16	5-5	Lost 3
Phoenix	45	37	.549	3	28-13	17-24	7-3	Lost 2
L.A. Clippers	44	38	.537	4	23-18	21-20	6-4	Won 3
Golden State	44	38	.537	4	33-8	11-30	8-2	Won 3
L.A. Lakers	43	39	.524	5	23-18	20-21	8-2	Won 2



2023 NBA PLAYOFFS

Eastern Conference First Round

Miami over Milwaukee (4-1)
Boston over Atlanta (4-2)
Philadelphia over Brooklyn (4-0)
New York over Cleveland (4-1)

Conference Semifinals

Miami over New York (4-2)
Boston over Philadelphia (4-3)

Conference Finals

Miami over Boston (4-3)

Western Conference First Round

Denver over Minnesota (4-1)
LA Lakers over Memphis (4-2)
Golden State over Sacramento (4-3)
Phoenix over LA Clippers (4-1)

Conference Semifinals

Denver over Phoenix (4-2)
LA Lakers over Golden State (4-2)

Conference Finals

Denver over LA Lakers (4-0)

2023 NBA Finals Denver over Miami 4-1

Game 1: Miami 93 at Denver 110
Game 2: Miami 111 at Denver 108
Game 3: Denver 109 at Miami 94
Game 4: Denver 108 at Miami 95
Game 5: Miami 89 at Denver 94

2022-23 NBA FINAL STATISTICAL LEADERS

SCORING	G	FG	FT	PTS	AVG	REBOUNDS	G	OFF	DEF	TOT	AVG	ASSISTS	G	AST	AVG
Embiid, Phi.	66	728	661	2183	33.1	Sabonis, Sac.	79	251	722	973	12.3	Harden, Phi.	58	618	10.7
Doncic, Dal.	66	719	515	2138	32.4	Jokic, Den.	69	167	650	817	11.8	Young, Atl.	73	741	10.2
Lillard, Por.	58	556	510	1866	32.2	G. Antetokoun., Mil	63	137	605	742	11.8	Jokic, Den.	69	678	9.8
Gilgeous-Alex., OKC.	68	704	669	2135	31.4	Gobert, Min.	70	231	583	814	11.6	Paul, Pho.	59	524	8.9
G. Antetokoun., Mil.	63	707	498	1959	31.1	Capela, Atl.	65	258	459	717	11.0	Morant, Mem.	61	493	8.1
Tatum, Bos.	74	727	531	2225	30.1	Vucevic, Chi.	82	159	744	903	11.0	Doncic, Dal.	66	529	8.0
Mitchell, Cle.	68	679	319	1922	28.3	Valanciunas, N.O.	79	225	579	804	10.2	Garland, Cle.	69	538	7.8
Irving, Bkn.-Dal.	60	594	247	1623	27.1	Embiid, Phi.	66	113	557	670	10.2	Westbrook, ALL	73	551	7.5
Brown, Bos.	67	679	263	1784	26.6	Randle, N.Y.	77	141	626	767	10.0	Holiday, Mil.	67	495	7.4
Young, Atl.	73	597	566	1914	26.2	Ayton, Pho.	67	172	495	667	10.0	Lillard, Por.	58	425	7.3
Morant, Mem.	61	566	372	1596	26.2	Zubac, LA-C	76	236	520	756	9.9	Sabonis, Sac.	79	573	7.3
Markkanen, Utah	66	571	349	1691	25.6	Allen, Cle.	68	221	445	666	9.8	VanVleet, Tor.	69	495	7.2
Randle, N.Y.	77	658	402	1936	25.1	Portis, Mil.	70	154	518	672	9.6	D. Green, G.S.	73	500	6.8
Fox, Sac.	73	682	343	1826	25.0	Robinson, N.Y.	59	267	288	555	9.4	Conley, Utah-Min.	67	450	6.7
LaVine, Chi.	77	673	363	1913	24.8	Looney, G.S.	82	274	486	760	9.3	Jones, S.A.	68	448	6.6
Edwards, Min.	79	707	319	1946	24.6	Claxton, Bkn.	76	184	518	702	9.2	Dinwiddie, Dal.-Bkn.	79	515	6.5
DeRozan, Chi.	74	657	456	1816	24.5	Adebayo, Mia.	75	184	504	688	9.2	Smart, Bos.	61	382	6.3
Jokic, Den.	69	646	341	1690	24.5	Poeltl, S.A.-Tor.	72	236	417	653	9.1	Brunson, N.Y.	68	421	6.2
Siakam, Tor.	71	630	367	1720	24.2	Sengun, Hou.	75	242	436	678	9.0	Hayes, Det.	76	470	6.2
Brunson, N.Y.	68	587	325	1633	24.0	E. Mobley, Cle.	79	187	524	711	9.0	Giddey, OKC.	76	469	6.2

FG PCT.	FG	FGA	PCT	3-PT FG PCT.	3FG	3GA	PCT	FT PCT.	FT	FTA	PCT
Claxton, Bkn.	414	587	.705	Kennard, LA-C-Mem.	133	269	.494	Herro, Mia.	170	182	.934
Plumlee, Cha.-LA-C	329	484	.680	Horford, Bos.	145	325	.446	Durant, Bkn.-Pho.	307	334	.919
Gobert, Min.	360	546	.659	D. Lee, Pho.	110	247	.445	Curry, G.S.	257	281	.915
Capela, Atl.	350	536	.653	Brogdon, Bos.	132	297	.444	Lillard, Por.	510	558	.914
Allen, Cle.	403	626	.644	Maxey, Phi.	160	369	.434	Gilgeous-Alexander, OK	669	739	.905
Okongwu, Atl.	317	497	.638	G. Harris, Ori.	94	218	.431	Murphy, N.O.	172	190	.905
Zubac, LA-C	326	514	.634	Curry, G.S.	273	639	.427	Irving, Bkn.-Dal.	247	273	.905
Jokic, Den.	646	1022	.632	Harris, Bkn.	142	333	.426	VanVleet, Tor.	254	283	.898
Poeltl, S.A.-Tor.	389	618	.629	Hield, Ind.	288	677	.425	Bridges, Pho.-Bkn.	316	353	.895
Sabonis, Sac.	577	938	.615	Kispert, Was.	163	384	.424	Anthony, Ori.	152	170	.894

STEALS	G	STL	AVG	BLOCKS	G	BLK	AVG	MINUTES	G	MIN	AVG
Anunoby, Tor.	67	128	1.91	Jackson Jr., Mem.	63	189	3.00	Siakam, Tor.	71	2652	37.4
Butler, Mia.	64	117	1.83	Claxton, Bkn.	76	189	2.49	Irving, Bkn.-Dal.	60	2240	37.3
VanVleet, Tor.	69	123	1.78	Lopez, Mil.	78	193	2.47	Tatum, Bos.	74	2732	36.9
Gilgeous-Alexander, OK.	68	112	1.65	Kessler, Utah	74	173	2.34	Harden, Phi.	58	2135	36.8
Melton, Phi.	77	126	1.64	Turner, Ind.	62	140	2.26	VanVleet, Tor.	69	2535	36.7
Edwards, Min.	79	125	1.58	Robinson, N.Y.	59	109	1.85	Murray, Atl.	74	2693	36.4
Trent, Tor.	66	104	1.58	Embiid, Phi.	66	112	1.70	Lillard, Por.	58	2107	36.3
Jones, N.O.	66	103	1.56	Porzingis, Was.	65	100	1.54	DeRozan, Chi.	74	2682	36.2
Paul, Pho.	59	91	1.54	E. Mobley, Cle.	79	119	1.51	Doncic, Dal.	66	2391	36.2
Smart, Bos.	61	93	1.52	Jackson, Ind.	63	93	1.48	Edwards, Min.	79	2842	36.0



NBA

2022-23 NBA REGULAR SEASON STATISTICS: TEAM OFFENSIVE & DEFENSIVE

TEAM	DECIDED POINTS		DECIDED FIELD GOAL		TURNOVERS		REBOUND PERCENTAGES			BELOW 100 PTS.		OVERTIME GAMES		3 PTS. OR LESS		10 PTS. OR MORE	
	OWN	OPP.	OWN	OPP.	OWN	OPP.	OFF.	DEF.	TOT.	OWN	OPP.	W	L	W	L	W	L
Atlanta	118.4	118.1	.483	.486	12.9	14.2	.251	.758	.505	2	4	4	2	10	7	19	15
Boston	117.9	111.4	.475	.463	13.4	12.7	.221	.785*	.503	7	16	4	7	5	8	31	11
Brooklyn	113.4	112.5	.487	.463	13.7	13.7	.196	.737	.467	11	10	1	1	10	4	22	17
Charlotte	111.0	117.2	.457	.477	14.2	14.4	.238	.755	.496	13	3	1	4	3	3	8	35
Chicago	113.1	111.8	.490	.468	13.4	15.0	.201	.778	.490	11	12	3	4	4	7	24	19
Cleveland	112.3	106.9*	.488	.468	13.3	15.7	.236	.763	.499	8	24	7	0	5	8	33	11
Dallas	114.2	114.1	.475	.485	12.2	13.1	.180	.755	.468	10	8	4	5	8	12	11	12
Denver	115.8	112.5	.504*	.478	14.5	13.5	.248	.764	.506	10	8	3	0	7	6	29	15
Detroit	110.3	118.5	.454	.489	15.1	13.5	.249	.740	.494	14	4	3	1	2	8	6	37
Golden State	118.9	117.1	.479	.469	16.3	14.3	.244	.760	.502	3	5	2	3	4	8	24	16
Houston	110.7	118.6	.457	.482	16.2	13.2	.302*	.758	.530*	12	6	1	1	5	4	6	36
Indiana	116.3	119.5	.469	.485	14.9	15.1	.234	.722	.478	6	4	1	2	8	7	9	25
L.A. Clippers	113.6	113.1	.477	.474	14.2	13.0	.229	.766	.498	13	9	2	3	4	6	20	21
L.A. Lakers	117.2	116.6	.482	.469	14.1	12.6	.228	.763	.496	3	2	3	4	8	5	19	19
Memphis	116.9	113.0	.475	.453*	13.6	15.1	.265	.759	.512	4	8	3	1	3	6	31	17
Miami	109.5	109.8	.460	.482	13.5	15.7	.228	.777	.502	14	13	3	2	14	8	12	13
Milwaukee	116.9	113.3	.473	.456	14.6	11.8	.250	.778	.514	7	12	3	2	6	1	30	15
Minnesota	115.8	115.8	.490	.471	15.3	15.4	.215	.743	.479	5	4	1	4	6	7	15	16
New Orleans	114.4	112.5	.480	.472	14.6	15.0	.247	.774	.511	7	10	3	4	4	6	25	20
New York	116.0	113.1	.470	.462	13.0	12.7	.283	.771	.527	5	11	4	6	10	4	23	13
Oklahoma City	117.5	116.4	.465	.474	13.0	16.8*	.247	.729	.488	2	7	2	4	7	7	21	15
Orlando	111.4	114.0	.470	.476	15.1	14.7	.238	.777	.507	10	8	2	2	5	6	16	24
Philadelphia	115.2	110.9	.487	.473	13.7	14.3	.216	.772	.494	6	15	4	2	10	5	26	11
Phoenix	113.6	111.6	.467	.466	13.5	14.4	.266	.760	.513	10	12	1	3	4	9	28	17
Portland	113.4	117.4	.474	.491	14.5	13.5	.224	.749	.486	11	3	2	0	8	7	18	28
Sacramento	120.7*	118.1	.494	.492	13.5	14.2	.227	.772	.500	4	4	4	1	9	7	19	13
San Antonio	113.0	123.1	.465	.507	15.3	13.8	.256	.749	.502	12	5	1	5	3	3	6	42
Toronto	112.9	111.4	.459	.491	11.7*	16.7	.278	.767	.522	8	9	2	3	4	10	23	16
Utah	117.1	118.0	.473	.473	15.4	12.6	.268	.752	.510	5	0	4	1	10	8	13	16
Washington	113.2	114.4	.485	.473	14.1	12.3	.226	.761	.493	8	5	1	2	7	6	19	21
NBA Averages	114.7		.475		14.1		.240	.760		241	241	79		193		586	

* - League Leader

REBOUND PERCENTAGES

OFF. - Percentage of a given team's missed shots which that team rebounds.
DEF. - Percentage of opponents' missed shots which a given team rebounds.
TOT. - Average of offensive and defensive rebound percentages.

2022-23 STATISTICAL RANKING WITHIN LEAGUE - OFFENSIVE

	ATL	BOS	BKN	CHA	CHI	CLE	DAL	DEN	DET	GS	HOU	IND	LAC	LAL	MEM	MIA	MIL	MIN	NO	NY	OKC	ORL	PHI	PHO	POR	SAC	SAS	TOR	UTA	WAS
Points/game	3	4	20	27	22	25	16	12	29	2	28	10	18	6	9	30	8	13	15	11	5	26	14	17	19	1	23	24	7	21
FG pct.	9	14	7	29	4	5	15	1	30	12	28	22	13	10	16	26	19	3	11	20	24	21	6	23	17	2	25	27	18	8
FT pct.	3	4	7	27	5	19	23	26	21	9	25	13	18	20	30	2	29	24	11	22	6	16	1	10	8	12	28	17	14	15
3-pt FG pct.	21	6	5	29	16	12	8	4	22	2	30	11	3	25	23	27	10	13	15	19	17	24	1	7	14	9	26	28	20	18
Off. Reb./gm	9	20†	9	28	22	30	17	10	14	1	16	19	18	4	20†	11	26	13	3	8	15	27	5	24†	23	7	2	6	24†	
Def. Reb./gm	12	3	20	10	9	25	27	15†	26	6†	17	24	11	2	4	29	1	18	13	8	21	14	22	19	28	15†	23	30	6†	5
Rebounds/gm	10	7	29	9	22	25	30	19	21	8	4	24	17	6	2	27	1	23	13	3	14	16	26	11	28	20	12	18	5	15
Assists/gm	18	7	13	17	20	19	28†	2	27	1	30	6	24	15	9	25	12	8	11	28†	21	26	16	4	22	3	5	23	10	14
Steals/gm	18†	27†	16†	9	7	15	29	11	20†	14	13	10	18†	26	3	6	27†	5	2	25	4	18	16†	24	20†	22	1	30	23	
Turnovers/gm	3	17	4	17	8	6	2	20	25	30	29	23	18	15	12	9†	22	27	21	4	5	24	13	11	19	9†	26	1	28	16
Blocks/gm	12	6	1	8	19	14	28	20	27	25	18	2	21	16	3	30	11	4	24	23	22	15	13	5	17	29	26	9†	7	9†
Pers. Fouls/gm	6	7	25	17	8	9	23	4	30	28	21†	27	10	1	14†	3	2	29	20	18	24	16	19	26	14†	11	12	13	21†	5
DO/game	13†	2	22†	15†	5	3†	10†	1	26†	19†	22†	29†	6†	3†	26†	6†	6†	29†	13†	26†	15†	22†	6†	10†	10†	15†	19†	22†	15†	19†

2022-23 STATISTICAL RANKING WITHIN LEAGUE - DEFENSIVE

	ATL	BOS	BKN	CHA	CHI	CLE	DAL	DEN	DET	GS	HOU	IND	LAC	LAL	MEM	MIA	MIL	MIN	NO	NY	OKC	ORL	PHI	PHO	POR	SAC	SAS	TOR	UTA	WAS	
Points/game	26	5	10	22	7	1	16	8	27	21	28	29	12	20	11	2	14	18	9	13	19	15	3	6	23	25	30	4	24	17	
FGpct.	25	5	4	19	8	7	24	20	26	9	21	23	16	10	1	22	2	11	12	3	17	18	14	6	28	29	30	27	15	13	
FTpct.	30	3	2	25	13	19	15	9	12	4	24	29	7	8	22	16	10	1	14	18	6	26	17	20	21	23	5	27	11	28	
3-pt FGpct.	10	4	21	14	13	7	3	16	18	27	25	19	2	9	22	8	24	1	12	15	6	5	11	19	29	26	30	17	20		
Off. Reb./gm	17	8	28	22	5	9	10†	12	23	20	16	30	13	25	24	1	19	27	6	10†	29	3	4	14	15	7	18	2	26	21	
Def. Reb./gm	21	26†	22	30	23	3	28	1	24	11	2	17	14	25	19	15	20	18	6	5	29	10	4	12	13	9	26†	16	7	8	
Rebounds/gm	19	18	27	29	16	3	23†	1	23†	15	4	28	13	25	21	6	20	22	5	7	30	8	2	11	14	9	26	10	17	12	
Assists/gm	22†	2	4	21	22†	1	8†	16	18	17	24	26	11	15	27	14	5	12	8†	13	20	19	6	3	30	28	29	25	10	7	
Steals/gm	18	5	11†	10	6	11†	3	25†	20	25†	30	27	23†	19	7	8	13	29	17	9	9	21	4	15	23†	16	28	1	22	14	
Turnovers/gm	16	26	18	12	8	4	23	21	15†	13	22	7	24	27	6	3	30	5	9	25	1	10	14	11	19†	15	17	2	28	19	
Blocks/gm	21	4	3	29	18	13	2	11	27	6	30	16	20	10	23	24	1	5	8	17	14	28	22	16	7	12	9	25	15	19	20
Pers. Fouls/gm	19	25	28	13	27	10†	1	23	3	30	6	14	20†	2	16	17	26	15	12	15	10†	7	20†	18	8†	4	29	22	8†	24	
DO/game	15†	15†	28†	25†	15†	8†	15†	20†	11	27	5†	3†	20†	11	3†	12†	20†	12†	11	8†	19	20†	20†	30	12†	5†	28†	5†	8†	25†	



2022-23 NBA ATTENDANCE

TEAM	HOME ATTENDANCE			ROAD ATTENDANCE		
	G	ATT	AVG	G	ATT	AVG
Atlanta Hawks	41	719,787	17,556	41	740,177	18,053
Boston Celtics	41	785,396	19,156	41	772,066	18,831
Brooklyn Nets	41	724,439	17,669	41	750,800	18,312
Charlotte Hornets	41	702,052	17,123	41	739,344	18,033
Chicago Bulls	41	841,632	20,528	41	747,996	18,244
Cleveland Cavaliers	41	796,712	19,432	41	741,821	18,093
Dallas Mavericks	41	827,282	20,178	41	743,677	18,138
Denver Nuggets	41	788,635	19,235	41	722,748	17,628
Detroit Pistons	41	759,715	18,530	41	732,509	17,866
Golden State Warriors	41	740,624	18,064	41	807,969	19,707
Houston Rockets	41	668,865	16,314	41	724,777	17,67
Indiana Pacers	41	641,562	15,648	41	733,937	17,901
Los Angeles Clippers	41	720,543	17,574	41	722,652	17,626
Los Angeles Lakers	41	763,168	18,614	41	769,874	18,777
Memphis Grizzlies	41	707,836	17,264	41	744,666	18,163
Miami Heat	41	807,190	19,688	41	753,129	18,369
Milwaukee Bucks	41	718,786	17,531	41	750,138	18,296
Minnesota Timberwolves	41	687,510	16,769	41	717,468	17,499
New Orleans Pelicans	41	687,691	16,773	41	738,885	18,022
New York Knickerbockers	41	795,110	19,393	41	757,168	18,468
Oklahoma City Thunder	41	636,903	15,534	41	737,091	17,978
Orlando Magic	41	728,405	17,766	41	739,973	18,048
Philadelphia 76ers	41	839,261	20,470	41	734,346	17,911
Phoenix Suns	41	699,911	17,071	41	750,057	18,294
Portland Trail Blazers	41	767,374	18,716	41	729,667	17,797
Sacramento Kings	41	715,491	17,451	41	718,899	17,534
San Antonio Spurs	41	694,434	16,937	41	723,645	17,650
Toronto Raptors	41	811,261	19,787	41	727,994	17,756
Utah Jazz	41	746,446	18,206	41	733,128	17,881
Washington Wizards	41	710,481	17,329	41	727,901	17,754
TOTALS	1230	22,234,502	18,077	1230	22,234,502	18,077

2023 NBA DRAFT

First Round

No.	Team	Player	From
1	SAS	Victor Wembanyama	Metropolitans 92 (France)
2	CHA	Brandon Miller	Alabama
3	POR	Scot Henderson	NBA G League Ignite
4	HOU	Amen Thompson	City Reapers (Overtime Elite)
5	DET	Ausar Thompson	City Reapers (Overtime Elite)
6	ORL	Anthony Black	Arkansas
7	IND	Bilal Coulibaly	Metropolitans 92 (France)
8	WAS	Jarace Walker	Houston
9	UTA	Taylor Hendricks	Central Florida
10	DAL	Cason Wallace	Kentucky
11	ORL	Jett Howard	Michigan
12	OKC	Dereck Lively II	Duke
13	TOR	Grady Dick	Kansas
14	NOP	Jordan Hawkins	UConn
15	ATL	Kobe Bufkin	Michigan
16	UTA	Keyonte George	Baylor
17	LAL	Jalen Hood-Schifino	Indiana
18	MIA	Jaime Jaquez Jr.	UCLA
19	GSW	Brandin Podziemski	Santa Clara
20	HOU	Cam Whitmore	Villanova
21	BRK	Noah Clowney	Alabama
22	BRK	Dariq Whitehead	Duke
23	POR	Kris Murray	Iowa
24	SAC	Olivier-Maxence Prosper	Marquette
25	MEM	Marcus Sasser	Houston
26	IND	Ben Sheppard	Belmont
27	CHA	Nick Smith Jr.	Arkansas
28	UTA	Brice Sensabaugh	Ohio State
29	IND	Julian Strawther	Gonzaga
30	LAC	Kobe Brown	Missouri

Second Round

No.	Team	Player	From
31	DET	James Nnaji	FC Barcelona (Spain)
32	IND	Jalen Pickett	Penn State
33	SAS	Leonard Miller	NBA G League Ignite
34	CHA	Colby Jones	Xavier
35	BOS	Julian Phillips	Tennessee
36	ORL	Andre Jackson Jr.	UConn
37	OKC	Hunter Tyson	Clemson
38	SAC	Jordan Walsh	Arkansas
39	CHA	Mouhamed Gueye	Washington State
40	DEN	Maxwell Lewis	Alabama
41	CHA	Amari Bailey	UCLA
42	WAS	Tristan Vukcevic	Partizan Belgrade (Serbia)
43	POR	Ryan Rupert	NZ Breakers (New Zealand)
44	SAS	Sidy Cissoko	NBA G League Ignite
45	MEM	GG Jackson II	South Carolina
46	ATL	Seth Lundy	Penn State
47	LAL	Mojave King	NBA G League Ignite
48	LAC	Jordan Miller	Miami (FL)
49	CLE	Emoni Bates	Eastern Michigan
50	OKC	Keyontae Johnson	Kansas State
51	BRK	Jalen Wilson	Kansas
52	PHO	Toumani Camara	Dayton
53	MIN	Jaylen Clark	UCLA
54	SAC	Jalen Slawson	Furman
55	IND	Isaiah Wong	Miami (FL)
56	MEM	Tarik Biberovic	Fenerbahce (Turkey)
57	CHI	FORFEITED	
58	PHI	FORFEITED	
59	WAS	Trayce Jackson-Davis	Indiana
60	IND	Chris Livingston	Kentucky

INTRO

PLAYERS

EXECUTIVE

BASKETBALL OPS

BUSINESS OPS

MEDIA

COMMUNITY

HISTORY

PLAYOFFS

REVIEW

OPPONENTS

NBA

FEDERATION

AT A GLANCE



NBA

NBA OFFICES

NBA, NBA Entertainment, WNBA, NBA G League, NBA 2K League, Basketball Africa League

U.S. OFFICES

NEW YORK

Olympic Tower
645 Fifth Avenue
New York, NY 10022
Telephone: (212) 407-8000
Fax: (212) 832-3861

NEW JERSEY

100 Plaza Drive
Secaucus, NJ 07094
Telephone: (201) 865-1500
Fax: (201) 974-5973

INTERNATIONAL OFFICES

AFRICA

CAIRO

5A Building H, Second Floor
Unit 3
New Cairo
Cairo
Egypt

DAKAR

Levels 4 and 5, Serenity Building
King Fahd Palace Road
Almadies, Dakar
Senegal

JOHANNESBURG

6th Floor The Ridge
1 Discovery Place
Sandton, 2196
South Africa

LAGOS

6th Floor, Landmark Towers
5B Water Corporation Road
Oniru, Lagos State, Nigeria

ASIA/PACIFIC

BEIJING

19th Floor, Office Tower 2, China
Central Place
No. 79 Jiaqu Road, Chaoyang
District
Beijing, China 100025
Telephone: +86-10-5200-8200
Fax: +86-10-5200-8202

HONG KONG

Room 3101, Lee Gardens One
33 Hysan Avenue
Causeway Bay, Hong Kong
Telephone: +852-2843-9600
Fax: +852-2536-4808

MANILA

Unit 1701, World Plaza Building
5th Avenue corner 30th Street
Bonifacio Global City
Taguig, 1634 Philippines
Telephone: +632-866-8205

MUMBAI

C-1804, ONE KBC
G Block, Bandra Kurla Complex
Bandra East, Mumbai - 400051
Telephone: +91-22-6124-6100

SHANGHAI

Unit 2703-2708, 27F, Tower 2 Plaza
66 1266 Nanjing West Road
Jing An District
Shanghai, China 200040
Telephone: +86-21-6137-2200
Fax: +86-21-6288-9920

CANADA

TORONTO

16 York Street, Suite 2510
Toronto, Ontario Canada M5J 0E6
Telephone: (416) 682-2000
Fax: (416) 364-0205

EUROPE & THE MIDDLE EAST

LONDON

Endeavour House
189 Shaftesbury Avenue
London, United Kingdom WC2H 8JR
Telephone: +44-20-7420-8900

MADRID

47 Leganitos Street 6th Floor
28013 Madrid, Spain
Telephone: +34-912-153-573

LATIN AMERICA

RIO DE JANEIRO

Av Borges de Medeiros, 633
Sala 301 - Leblon
Rio de Janeiro, RJ, Brazil 22430-041
Telephone: +55-21-3206-6400
Fax: +55-21-2586-6001

MEXICO CITY

Av. Prolongacion Paseo de la Reforma
No. 1236, Piso 6
Planta Baja Desarrollo Santa Fe
Cuajimalpa De Morelos, Ciudad De
Mexico 05348
Telephone: +52-55-9171-7700



NBA G LEAGUE HEAD OFFICE & TEAM DIRECTORIES

AUSTIN SPURS

1717 Scottsdale Drive, Suite 155, Cedar Park, TX 78641
 Arena: H-E-B Center at Cedar Park
 Tel: (512) 236-8333
 Media Relations Contact: Loren Leali'e'e
 (llealies@spurs.com)
 NBA Affiliation: San Antonio

BIRMINGHAM SQUADRON

950 22nd Street N, Suite 925, Birmingham, AL 35203
 Arena: Legacy Arena at the BJCC
 Tel: (256) 708-0281
 Media Relations Contact: Dawson Boyd
 (Dawson.Boyd@pelicans.com)
 NBA Affiliation: New Orleans

CAPITAL CITY GO-GO

1100 Oak Drive SE, Washington, DC 20032
 Arena: Ent. & Sports Arena in Congress Hts.
 Tel: (202) 318-5278
 Media Relations Contact: Autumn Hair
 (ahair@monumentalsports.com)
 NBA Affiliation: Washington

CLEVELAND CHARGE

1 Center Court, Cleveland, OH, 44115
 Arena: Cleveland State University Wolstein Center
 Tel: (216) 420-2730
 Media Relations Contact: Sean Wyatt
 (SWyatt@cavs.com)
 NBA Affiliation: Cleveland

COLLEGE PARK SKYHAWKS

101 Marietta Street NW, Suite 1100, Atlanta, GA 30303
 Arena: Gateway Center Arena at College Park
 Tel: (404) 878-3800
 Media Relations Contact: Jerome Schwich
 (Jerome.schwich@cpskyhawks.com)
 NBA Affiliation: Atlanta

DELAWARE BLUE COATS

401 Garasches Lane, Wilmington, DE 19801
 Arena: Chase Fieldhouse
 Tel: (302) 504-7587
 Media Relations Contact: Alex Yoh
 (alexeyoh@76ers.com and BlueCoatsPR@76ers.com)
 NBA Affiliation: Philadelphia

GRAND RAPIDS GOLD

130 Fulton Street W, Grand Rapids, MI 49503
 Arena: Van Andel Arena
 Tel: (616) 350-4881
 Media Relations Contact: Shane Marvin
 (smarvin@nbagranderapids.com) and Brittney Whitefield
 (bwhitefield@nbagranderapids.com)
 NBA Affiliation: Denver

GREENSBORO SWARM

2411 B West Gate City Boulevard, Greensboro, NC 27403
 Arena: Fieldhouse at the Greensboro Coliseum Complex
 Tel: (336) 907-3608
 Media Relations Contact: Haley Winstead
 (hwinstead@gswarm.com)
 NBA Affiliation: Charlotte

INDIANA MAD ANTS

347 West Berry Street, Suite, 200A, Fort Wayne, IN 46802
 Arena: Allen County War Memorial Coliseum
 Tel: (260) 702-9561
 Media Relations Contact: Dan Vance
 (dvance@fwaynemadants.com)
 NBA Affiliation: Indiana

IOWA WOLVES

730 3rd Street, Des Moines, IA 50309
 Arena: Wells Fargo Arena
 Tel: (515) 564-8550
 Media Relations Contact: John Meyer
 (john.meyer@iawolves.com)
 NBA Affiliation: Minnesota

LONG ISLAND NETS

1255 Hempstead Turnpike, Uniondale, New York 11553
 Arena: Nassau Coliseum
 Tel: (516) 654-8199
 Media Relations Contact: Patricia Douglas
 (pdouglas@lseglobal.net)
 NBA Affiliation: Brooklyn

MAINE CELTICS

550 Forest Avenue, Portland, ME 04012
 Arena: Portland Exposition Building
 Tel: (207) 210-6655
 Media Relations Contact: Evans Boston
 (EBoston@maineceltics.com)
 NBA Affiliation: Boston

Memphis Hustle

191 Beale Street, Memphis, TN 38103
 Arena: Landers Center
 Tel: (901) 205-1234
 Media Relations Contact: Brandon Abraham
 (BAbraham@grizzlies.com)
 NBA Affiliation: Memphis

MEXICO CITY CAPITANES

Av. de las Granjas 800, Santa Barbara, Azcapotzalco,
 02230, Mexico City, Mexico
 Arena: Arena Ciudad de México
 Tel: +52 55 6414 6100
 Media Relations Contact: Adriana Barrón
 (abarron@capitanes.mx)
 NBA Affiliation: None

MOTOR CITY CRUISE

1290 West Warren Avenue, Detroit, MI 48201
 Arena: Wayne State Fieldhouse
 Tel: (417) 331-0002
 Media Relations Contact: Brody Hickie
 (bhickie@pistons.com)
 NBA Affiliation: Detroit

NBA G LEAGUE IGNITE

200 S Green Valley Parkway, Henderson, NV 89012
 Arena: The Dollar Loan Center
 Media Relations Contact: Dermonte Bond
 (dbond@nba.com)
 NBA Affiliation: None

OKLAHOMA CITY BLUE

208 Thunder Drive, Oklahoma City, OK 73102
 Arena: Paycom Center
 Tel: (405) 208-4800
 Media Relations Contact: Cole Terlip
 (cterlip@okcthunder.com)
 NBA Affiliation: Oklahoma City

ONTARIO CLIPPERS

9680 Haven Avenue #120, Rancho Cucamonga, CA
 91730
 Arena: Toyota Arena
 Tel: (909) 406-9090
 Media Relations Contact: Cooper Dzierzanowski
 (cdzierzanowski@clippers.com)
 NBA Affiliation: LA Clippers

OSCEOLA MAGIC

1875 Silver Spur Lane, Kissimmee, FL 34744
 Arena: Silver Spurs Arena
 Tel: (407) 447-2140
 Media Relations Contact: Connon Fouladi
 (cfouladi@oscedamagic.com)
 NBA Affiliation: Orlando

RAPTORS 905

5600 Rose Cherry Place, Mississauga, ON L4Z4B6
 Arena: Paramount Fine Foods Centre
 Tel: (416) 815-5600
 Media Relations Contact: Safia Hersi
 (SHersi@raptors905.com)
 NBA Affiliation: Toronto

RIO GRANDE VALLEY VIPERS

4421 N. McColl Road, McAllen, TX 78504
 Arena: Bert Ogden Arena
 Tel: (956) 510-7162
 Media Relations Contact: Juanita Maldonado
 (juanita@rgvipers.com)
 NBA Affiliation: Houston

RIP CITY REMIX

1 Center Court Suite 200, Portland, OR 97277
 Arena: Chiles Center
 Tel: (503) 235-8771
 Media Relations Contact: Hunter Hippel
 (hunter.hippel@ripacity.com)
 NBA Affiliation: Portland

SALT LAKE CITY STARS

3200 S Decker Lake Drive, West Valley City, UT 84119
 Arena: Maverik Center
 Tel: (801) 325-7827
 Media Relations Contact: Megan Zipfel
 (megan.zipfel@utahjazz.com)
 NBA Affiliation: Utah

SANTA CRUZ WARRIORS

903 Pacific Avenue, Suite 101, Santa Cruz, CA 95060
 Arena: Kaiser Permanente Arena
 Tel: (503) 704-6328
 Media Relations Contact: Anna Burleson
 (aburleson@warriors.com)
 NBA Affiliation: Golden State

SIOUX FALLS SKYFORCE

2131 South Minnesota Avenue, Sioux Falls, SD 57105
 Arena: Sanford Pentagon
 Tel: (605) 332-0605
 Media Relations Contact: Nick Robinson
 (nick@skyforceonline.com)
 NBA Affiliation: Miami

SOUTH BAY LAKERS

2275 East Mariposa Avenue, El Segundo, CA 90245
 Arena: UCLA Health Training Center
 Tel: (310) 426-6000
 Media Relations Contact: Cole Knox
 (cknox@sb-lakers.com)
 NBA Affiliation: Los Angeles Lakers

STOCKTON KINGS

400 East Main Street, Suite 760 Stockton, CA 95202
 Arena: Stockton Arena
 Tel: (888) 564-7209
 Media Relations Contact: Shannon Malone Mazibuko
 (smalone@kings.com)
 NBA Affiliation: Sacramento

TEXAS LEGENDS

2601 Avenue of the Stars, Suite 300, Frisco, TX 75034
 Arena: Comerica Center
 Tel: (214) 469-0822
 Media Relations Contact: Britney Wynn
 (bwyynn@texaslegends.com)
 NBA Affiliation: Dallas

WESTCHESTER KNICKS

711 Old Saw Mill River Road, Tarrytown, NY 10591
 Arena: Total Mortgage Arena
 Tel: (212) 485-7116
 Media Relations Contact: Derek Lapinski
 (Derek.Lapinski@msgsports.com)
 NBA Affiliation: New York

WINDY CITY BULLS

5333 Prairie Stone Parkway, Hoffman Estates, IL 60192
 Arena: NOW Arena
 Tel: (847) 396-7070
 Media Relations Contact: Hayden Garrett
 (hgarrett@bulls.com)
 NBA Affiliation: Chicago

WISCONSIN HERD

549 High Avenue, Oshkosh, WI 54901
 Arena: Oshkosh Arena
 Tel: (920) 233-4374
 Media Relations Contact: Jamie Winstead
 (jamie.winstead@wisconsinherd.com)
 NBA Affiliation: Milwaukee

INFO

PLAYERS

EXECUTIVE

BASKETBALL
OPSBUSINESS
OPS

MEDIA

COMMUNITY

HISTORY

PLAYOFFS

REVIEW

OPPONENTS

NBA

FEDERATION

AT A GLANCE



NBA



2022-23 NBA G LEAGUE SHOWCASE CUP STANDINGS

Central

TEAM	W	L	PCT	GB	HOME	ROAD	LAST 10	STREAK
Cleveland	12	6	.667	---	8-1	4-5	6-4	L1
Fort Wayne	12	6	.667	---	7-2	5-4	7-3	W4
Windy City	12	7	.632	0.5	6-2	6-5	6-4	L1
Iowa	11	7	.611	1.0	8-0	3-7	6-4	L2
Sioux Falls	11	7	.611	1.0	8-2	3-5	7-3	L1
Wisconsin	8	10	.444	4.0	4-5	4-5	4-6	W2
Grand Rapids	5	13	.278	7.0	3-6	2-7	4-6	W2
Motor City	4	14	.222	8.0	3-7	1-7	2-8	L1

East

TEAM	W	L	PCT	GB	HOME	ROAD	LAST 10	STREAK
College Park	12	6	.667	---	7-2	5-4	7-3	L2
Maine	11	7	.611	1.0	6-2	5-5	4-6	L1
Long Island	10	8	.556	2.0	4-6	6-2	6-4	L2
Capital City	9	9	.500	3.0	4-5	5-4	3-7	W2
Delaware	8	10	.444	4.0	5-4	3-6	5-5	W3
Greensboro	7	11	.389	5.0	4-5	3-6	5-5	W1
Raptors 905	7	11	.389	5.0	4-5	3-6	3-7	L3
Westchester	6	12	.333	6.0	4-5	2-7	5-5	L5

South

TEAM	W	L	PCT	GB	HOME	ROAD	LAST 10	STREAK
Rio Grande Valley	13	5	.722	---	7-3	6-2	8-2	W1
Mexico City	12	6	.667	1.0	7-3	5-3	7-3	W3
Memphis	11	7	.611	2.0	4-4	7-3	8-2	W2
Texas	9	9	.500	4.0	4-4	5-5	4-6	W2
Lakeland	7	11	.389	6.0	5-4	2-7	4-6	L2
Birmingham	6	12	.333	7.0	2-6	4-6	3-7	L2
Austin	5	13	.278	8.0	3-6	2-7	1-9	L3

West

TEAM	W	L	PCT	GB	HOME	ROAD	LAST 10	STREAK
Ontario	15	4	.789	---	9-2	6-2	7-3	W3
South Bay	13	5	.722	1.5	7-3	6-2	8-2	W1
Stockton	9	9	.500	5.5	3-5	6-4	5-5	W2
Oklahoma City	8	10	.444	6.5	4-6	4-4	4-6	L1
Santa Cruz	8	10	.444	6.5	4-5	4-5	5-5	L4
Salt Lake City	6	12	.333	8.5	4-5	2-7	3-7	L2
G League Ignite	4	14	.222	10.5	2-6	2-8	1-9	L2

2022-23 NBA G LEAGUE SHOWCASE CUP RESULTS

QUARTERFINALS

(Single Elimination)

Monday, December 19

Maine Celtics defeat South Bay Lakers, 112-106

Ontario Clippers defeat Iowa Wolves, 121-95

Windy City Bulls defeat Rio Grande Valley Vipers, 102-96

Cleveland Charge defeat College Park Skyhawks, 120-104

SEMIFINALS

(Single Elimination)

Tuesday, December 20

Ontario Clippers defeat Maine Celtics, 124-112

Windy City Bulls defeat Cleveland Charge, 96-94

FINALS

(Single Elimination)

Thursday, December 22

Ontario Clippers defeat Windy City Bulls, 99-97



2022-23 NBA G LEAGUE FINAL REGULAR SEASON STANDINGS

Eastern Conference

TEAM	W	L	PCT	GB	HOME	ROAD	LAST 10	STREAK
Long Island	23	9	.719	--	14-2	9-7	4-6	Lost 2
Delaware	20	12	.625	3	7-9	13-3	5-5	Lost 4
Capital City	19	13	.594	4	9-7	10-6	7-3	Won 5
Maine	19	13	.594	4	10-6	9-7	5-5	Won 2
Cleveland	18	14	.563	5	9-7	9-7	5-5	Won 4
Fort Wayne	18	14	.563	5	8-8	10-6	5-5	Won 5
Lakeland	18	14	.563	5	8-8	10-6	7-3	Won 2
Windy City	18	14	.563	5	8-8	10-6	7-3	Won 1
Motor City	17	15	.531	6	10-6	7-9	6-4	Lost 1
Raptors 905	16	16	.500	7	8-8	8-8	4-6	Won 1
College Park	15	17	.469	8	9-7	6-10	5-5	Lost 4
Greensboro	11	21	.344	12	7-9	4-12	3-7	Lost 1
Wisconsin	11	21	.344	12	7-9	4-12	4-6	Lost 1
Grand Rapids	9	23	.281	14	5-11	4-12	2-8	Lost 2
Westchester	9	23	.281	14	5-11	4-12	1-9	Lost 8

Western Conference

TEAM	W	L	PCT	GB	HOME	ROAD	LAST 10	STREAK
Stockton	25	7	.781	--	13-3	12-4	9-1	Won 3
Memphis	23	9	.719	2	13-3	10-6	6-4	Lost 2
South Bay	21	11	.656	4	12-4	9-7	6-4	Won 1
Salt Lake City	20	12	.625	5	10-6	10-6	7-3	Won 3
Sioux Falls	20	12	.625	5	10-6	10-6	7-3	Won 6
Mexico City	18	14	.563	7	11-5	7-9	4-6	Lost 3
Rio Grande Valley	18	14	.563	7	9-7	9-7	8-2	Won 2
Santa Cruz	18	14	.563	7	11-5	7-9	6-4	Won 1
Ontario	17	15	.531	8	9-7	8-8	5-5	Won 1
Oklahoma City	13	19	.406	12	6-10	7-9	5-5	Won 3
Birmingham	11	21	.344	14	5-11	6-10	6-4	Won 1
G League Ignite	11	21	.344	14	5-11	6-10	2-8	Lost 5
Iowa	9	23	.281	16	6-10	3-13	3-7	Lost 1
Austin	8	24	.250	17	5-11	3-13	2-8	Lost 6
Texas	7	25	.219	18	3-13	4-12	1-9	Lost 4

2022-23 NBA G LEAGUE POSTSEASON RESULTS

FIRST ROUND

(Single Elimination)

Tuesday, March 28

Capital City Go-Go defeat Fort Wayne Mad Ants, 101-187

Sioux Falls Skyforce defeat Salt Lake City Stars, 115-107

Wednesday, March 29

Cleveland Charge defeat Maine Celtics, 113-100

Rio Grande Valley Vipers defeat South Bay Lakers, 124-122

CONFERENCE SEMIFINALS

(Single Elimination)

Thursday, March 30

Delaware Blue Coats defeat Capital City Go-Go, 104-99

Sioux Falls Skyforce defeat Stockton Kings, 98-97

Friday, March 31

Rio Grande Valley Vipers defeat Memphis Hustle, 110-108

Long Island Nets defeat Cleveland Charge, 111-107

CONFERENCE FINALS

(Single Elimination)

Sunday, April 2

Delaware Blue Coats defeat Long Island Nets, 108-94

Rio Grande Valley Vipers defeat Sioux Falls Skyforce, 110-105

FINALS

(Best of Three)

Tuesday, April 4

Delaware Blue Coats defeat Rio Grande Valley Vipers, 134-120

Thursday, April 6

Delaware Blue Coats defeat Rio Grande Valley Vipers, 114-110

INTRO

PLAYERS

EXECUTIVE

BASKETBALL
OPSBUSINESS
OPS

MEDIA

COMMUNITY

HISTORY

PLAYOFFS

REVIEW

OPPONENTS

NBA

FEDERATION

AT A GLANCE



2022-23 NBA G LEAGUE STATISTICAL LEADERS

SCORING	G	FG	FT	PTS	AVG	REBOUNDS	G	OFF	DEF	TOT	AVG	ASSISTS	G	AST	AVG
Carlík Jones, WCB	24	229	75	627	26.1	Jayce Johnson, SCW	32	168	263	431	13.5	Jacob Gilyard, MHU	31	302	9.7
Darius Days, RGV	29	261	42	708	24.4	Kenneth Faried, MXC	29	138	187	325	11.2	Zavier Simpson, LAK	32	290	9.1
Frank Jackson, SLC	23	185	54	533	23.2	Leonard Miller, GLI	24	79	186	265	11.0	JD Davison, MNE	26	226	8.7
Justin Anderson, FWN	30	232	104	688	22.9	Grant Golden, GRG	32	76	272	348	10.9	Chris Chiozza, LIN	30	252	8.4
Trevelin Queen, FWN	24	210	48	543	22.6	Mfiondu Kabengele, MNE	27	116	175	291	10.8	Shaquille Harrison, SBL	32	268	8.4
Jay Scrubb, LAK	28	224	75	625	22.3	Marko Simonovic, WCB	25	72	178	250	10.0	Keifer Sykes, MCC	29	230	7.9
Luka Samanic, MNE	27	226	44	594	22.0	Darius Days, RGV	29	95	192	287	9.9	Abdul Gaddy, OKL	28	218	7.8
Xavier Moon, ONT	29	250	47	638	22.0	Tyler Cook, SLC	27	89	163	252	9.3	Carlík Jones, WCB	24	168	7.0
Lester Quinones, SCW	31	229	77	676	21.8	Jermaine Samuels, FWN	32	75	220	295	9.2	Sharife Cooper, CLC	25	162	6.5
Gabe York, FWN	27	201	45	579	21.4	Tyrese Martin, CPS	23	45	165	210	9.1	Jared Butler, GRG-OKL	27	172	6.4
Sharife Cooper, CLC	25	179	87	533	21.3	Eric Mika, GLI	25	69	157	226	9.0	Brandon Williams, CPS	28	176	6.3
Grant Riller, TEX	26	218	63	553	21.3	Zylan Cheatham, BIR	23	60	146	206	9.0	Devon Dotson, CAP	29	182	6.3
D.J. Stewart, SXF	23	184	56	487	21.2	David Nwaba, MCC	25	57	162	219	8.8	Trevor Hudgins, RGV	28	172	6.1
Reggie Perry, RAP-MCC	24	172	80	497	20.7	Neemias Queta, STO	29	85	169	254	8.8	Emmanuel Mudiay, IWA	26	158	6.1
Kelan Martin, BIR	30	219	65	611	20.4	Jordy Tshimanga, IWA	24	82	116	198	8.3	Xavier Moon, ONT	29	173	6.0
Trevor Hudgins, RGV	28	184	47	562	20.1	Trevon Williams, SCW-CAP	29	80	159	239	8.2	Kamar Baldwin, MNE	31	180	5.8
Mfiondu Kabengele, MNE	27	195	72	540	20.0	Luka Samanic, MNE	27	55	165	220	8.1	D.J. Carton, IWA	24	136	5.7
Mac McClung, DEL	31	216	65	614	19.8	Paris Bass, SLC-WIS	28	73	153	226	8.1	Dereon Seaborn, BIR	27	151	5.6
Gary Clark, MXC	29	187	49	568	19.6	Trhae Mitchell, RGV	27	71	146	217	8.0	Jon Elmore, SCF	31	173	5.6
Brandon Williams, CPS	28	189	76	543	19.4	Chance Comanche, STO	32	89	167	256	8.0	Jalen Lecque, RGV	28	155	5.5

FG PCT.	FG	FGA	PCT	3-PT FG PCT.	3FG	3GA	PCT	FT PCT.	FT	FTA	PCT
Neemias Queta, STO	198	291	.680	Kaiser Gates, LIN	67	121	.554	Kelan Martin, BIR	65	73	.890
Jermaine Samuels, FWN	235	353	.666	Marial Shayok, MNE	51	102	.500	Sharife Cooper, CLC	87	102	.853
Eric Mika, GLI	141	217	.650	Mac McClung, DEL	72	152	.474	Ethan Thompson, WCB	77	91	.846
Jay Huff, SBL-CAP	169	262	.645	Zavier Simpson, LAK	45	95	.474	Mason Jones, MXC	74	88	.841
Tyler Cook, SLC	174	275	.633	Langston Galloway, CPS	92	198	.465	Jamorko Pickett, CLC	60	72	.833
Chance Comanche, STO	166	264	.629	Shabazz Napier, MXC	32	69	.464	Lindell Wigginton, WIS	60	72	.833
Vernon Carey, CAP	120	194	.619	Justin Wright-Foreman, WES	32	71	.451	Reggie Perry, RAP-MCC	80	96	.833
Alize Johnson, AUS-WIS	138	228	.605	Sterling Brown, RAP	59	131	.450	Justin Anderson, FWN	104	125	.832
Mfiondu Kabengele, MNE	195	324	.602	Pooh Jeter, GLI	40	89	.449	Frank Jackson, SLC	54	65	.831
Giorgi Bezhanishvili, CPS	119	198	.601	Keon Ellis, STO	44	99	.444	Mac McClung, DEL	65	79	.823

STEALS	G	STL	AVG	BLOCKS	G	BLK	AVG	MINUTES	G	MIN	AVG
Jaden Springer, DEL	24	56	2.3	Jay Huff, SBL-CAP	28	87	3.1	Trevor Hudgins, RGV	28	1084	38.7
Trevelin Queen, FWN	24	51	2.1	Michael Foster, DEL	27	59	2.2	Carlík Jones, WCB	24	920	38.3
Justin Minaya, MXC	27	57	2.1	Neemias Queta, STO	29	56	1.9	Justin Anderson, FWN	30	1122	37.4
Shaquille Harrison, SBL	32	67	2.1	Kenneth Faried, MXC	29	55	1.9	Mychal Mulder, SXF	31	1125	36.3
Chris Chiozza, LIN	30	57	1.9	Robert Baker, LAK	32	59	1.8	D.J. Stewart, SXF	23	832	36.2
Jacob Gilyard, MHU	31	58	1.9	Chance Comanche, STO	32	50	1.6	Darius Days, RGV	29	1031	35.6
Keaton Wallace, ONT	30	54	1.8	Justin Minaya, MXC	27	37	1.4	Ethan Thompson, WCB	30	1064	35.5
Braxton Key, DEL	30	52	1.7	Ray Spalding, RGV	28	37	1.3	Gary Clark, MXC	29	1024	35.3
Carlík Jones, WCB	24	41	1.7	Jayce Johnson, SCW	32	42	1.3	Justin Minaya, MXC	27	948	35.1
Gabe York, FWN	27	45	1.7	Abdul Alatishe, ONT	26	34	1.3	Jared Rhoden, MCC	24	834	34.8

2022-23 NBA G LEAGUE AWARD WINNERS

Most Valuable Player

Carlík Jones (Windy City Bulls)

Dennis Johnson Coach of the Year

Ronnie Burrell (Long Island Nets)

Defensive Player of the Year

Jay Huff (South Bay Lakers/Capital City Go-Go)

Rookie of the Year

Kenneth Lofton Jr. (Memphis Hustle)

Jason Collier Sportsmanship Award

Nate Pierre-Louis (South Bay Lakers)

Most Improved Player

Lester Quinones (Santa Cruz Warriors)

Basketball Executive of the Year

Paul Johnson (Stockton Kings)

Finals MVP

Jaden Springer (Delaware Blue Coats)

Showcase MVP

Brandon Boston Jr. (Ontario Clippers)

All-NBA G League All-Showcase Team

Brandon Boston Jr., Ontario

Kenneth Lofton Jr., Memphis

Tre Mann, Oklahoma City

Isaiah Mobley, Cleveland

Terry Taylor, Fort Wayne

All-NBA G League First Team

David Duke Jr., Long Island

Jay Huff, South Bay/Capital City

Carlík Jones, Windy City

Kenneth Lofton Jr., Memphis

Neemias Queta, Stockton

All-NBA G-League Second Team

Jamaree Bouyea, Sioux Falls

Sharife Cooper, Cleveland

Darius Days, Rio Grande

Mfiondu Kabengele, Maine

Luka Samanic, Maine

All-NBA G-League Third Team

Justin Anderson, Fort Wayne

Chris Chiozza, Long Island

Moussa Diabate, Ontario

Isaiah Mobley, Cleveland

Xavier Moon, Ontario

All-NBA G-League All-Rookie Team

Jamaree Bouyea, Sioux Falls

Darius Days, Rio Grande

Moussa Diabate, Ontario

Kenneth Lofton Jr., Memphis

Lester Quinones, Santa Cruz

All-NBA G-League All-Defensive Team

Kris Dunn, Capital City

Shaquille Harrison, South Bay

Jay Huff, South Bay/Capital City

Mfiondu Kabengele, Maine

Neemias Queta, Stockton



2022-23 NBA AWARD WINNERS

Most Valuable Player

Joel Embiid, Philadelphia 76ers

Coach of the Year

Mike Brown, Sacramento Kings

Rookie of the Year

Paolo Banchero, Orlando Magic

Sixth Man of the Year

Malcolm Brogdon, Boston Celtics

Defensive Player of the Year

Jaren Jackson Jr., Memphis Grizzlies

Most Improved Player

Lauri Markkanen, Utah Jazz

Basketball Executive of the Year

Monte McNair, Sacramento Kings

Sportsmanship Award

Mike Conley, Minnesota Timberwolves

Twyman-Stokes Teammate of the Year

Jrue Holiday, Milwaukee Bucks

Community Assist Award

Brook Lopez, Milwaukee Bucks

Kareem Abdul-Jabbar Social

Justice Champion Award

Stephen Curry, Golden State Warriors

Bill Russell Finals MVP

Nikola Jokic, Denver Nuggets

All-Star Game MVP

Jayson Tatum, Boston Celtics

All-NBA First Team

F Giannis Antetokounmpo, Milwaukee Bucks

F Jayson Tatum, Boston Celtics

C Joel Embiid, Philadelphia 76ers

G Luka Doncic, Dallas Mavericks

G Shai Gilgeous-Alexander, Oklahoma City Thunder

All-NBA Second Team

F Jimmy Butler, Miami Heat

F Jaylen Brown, Boston Celtics

C Nikola Jokic, Denver Nuggets

G Stephen Curry, Golden State Warriors

G Donovan Mitchell, Cleveland Cavaliers

All-NBA Third Team

F LeBron James, Los Angeles Lakers

F Julius Randle, New York Knicks

C Domantas Sabonis, Sacramento Kings

G De'Aaron Fox, Sacramento Kings

G Damian Lillard, Portland Trail Blazers

NBA All-Defensive First Team

F Jaren Jackson Jr., Memphis Grizzlies

F Evan Mobley, Cleveland Cavaliers

C Brook Lopez, Milwaukee Bucks

G Jrue Holiday, Milwaukee Bucks

G Alex Caruso, Chicago Bulls

NBA All-Defensive Second Team

F OG Anunoby, Toronto Raptors

F Draymond Green, Golden State Warriors

C Bam Adebayo, Miami Heat

G Dillon Brooks, Memphis Grizzlies

G Derrick White, Boston Celtics

All-Rookie First Team

Paolo Banchero, Orlando Magic

Walker Kessler, Utah Jazz

Jalen Williams, Oklahoma City Thunder

Keegan Murray, Sacramento Kings

Bennedict Mathurin, Indiana Pacers

All-Rookie Second Team

Jalen Duren, Detroit Pistons

Tari Eason, Houston Rockets

Jaden Ivey, Detroit Pistons

Jabari Smith Jr., Houston Rockets

Jeremy Sochan, San Antonio Spurs

INTRO

PLAYERS

EXECUTIVE

BASKETBALL
OPSBUSINESS
OPS

MEDIA

COMMUNITY

HISTORY

PLAYOFFS

REVIEW

OPPONENTS

NBA

FEDERATION

AT A GLANCE



NBA

ALL-TIME AWARD WINNERS

MOST VALUABLE PLAYER (Michael Jordan Trophy)

(Selected by vote of NBA players until 1979-80; by writers and broadcasters since 1980-81)

Year	Player, Team	Year	Player, Team
1955-56	Bob Pettit, St. Louis	1989-90	Magic Johnson, L.A. Lakers
1956-57	Bob Cousy, Boston	1990-91	Michael Jordan, Chicago
1957-58	Bill Russell, Boston	1991-92	Michael Jordan, Chicago
1958-59	Bob Pettit, St. Louis	1992-93	Charles Barkley, Phoenix
1959-60	Wilt Chamberlain, Philadelphia	1993-94	Hakeem Olajuwon, Houston
1960-61	Bill Russell, Boston	1994-95	David Robinson, San Antonio
1961-62	Bill Russell, Boston	1995-96	Michael Jordan, Chicago
1962-63	Bill Russell, Boston	1996-97	Karl Malone, Utah
1963-64	Oscar Robertson, Cincinnati	1997-98	Michael Jordan, Chicago
1964-65	Bill Russell, Boston	1998-99	Karl Malone, Utah
1965-66	Wilt Chamberlain, Philadelphia	1999-00	Shaquille O'Neal, L.A. Lakers
1966-67	Wilt Chamberlain, Philadelphia	2000-01	Allen Iverson, Philadelphia
1967-68	Wilt Chamberlain, Philadelphia	2001-02	Tim Duncan, San Antonio
1968-69	Wes Unseld, Baltimore	2002-03	Tim Duncan, San Antonio
1969-70	Willis Reed, New York	2003-04	Kevin Garnett, Minnesota
1970-71	Kareem Abdul-Jabbar, Milwaukee	2004-05	Steve Nash, Phoenix
1971-72	Kareem Abdul-Jabbar, Milwaukee	2005-06	Steve Nash, Phoenix
1972-73	Dave Cowens, Boston	2006-07	Dirk Nowitzki, Dallas
1973-74	Kareem Abdul-Jabbar, Milwaukee	2007-08	Kobe Bryant, L.A. Lakers
1974-75	Bob McAdoo, Buffalo	2008-09	LeBron James, Cleveland
1975-76	Kareem Abdul-Jabbar, L.A. Lakers	2009-10	LeBron James, Cleveland
1976-77	Kareem Abdul-Jabbar, L.A. Lakers	2010-11	Derrick Rose, Chicago
1977-78	Bill Walton, Portland	2011-12	LeBron James, Miami
1978-79	Moses Malone, Houston	2012-13	LeBron James, Miami
1979-80	Kareem Abdul-Jabbar, L.A. Lakers	2013-14	Kevin Durant, Oklahoma City
1980-81	Julius Erving, Philadelphia	2014-15	Stephen Curry, Golden State
1981-82	Moses Malone, Houston	2015-16	Stephen Curry, Golden State
1982-83	Moses Malone, Philadelphia	2016-17	Russell Westbrook, Oklahoma City
1983-84	Larry Bird, Boston	2017-18	James Harden, Houston
1984-85	Larry Bird, Boston	2018-19	Giannis Antetokounmpo, Milwaukee
1985-86	Larry Bird, Boston	2019-20	Giannis Antetokounmpo, Milwaukee
1986-87	Magic Johnson, L.A. Lakers	2020-21	Nikola Jokic, Denver
1987-88	Michael Jordan, Chicago	2020-21	Nikola Jokic, Denver
1988-89	Magic Johnson, L.A. Lakers	2022-23	Joel Embiid, Philadelphia

COACH OF THE YEAR (Red Auerbach Trophy)

(Selected by writers and broadcasters)

Year	Coach, Team	Year	Coach, Team
1962-63	Harry Gallatin, St. Louis	1993-94	Lenny Wilkens, Atlanta
1963-64	Alex Hannum, San Francisco	1994-95	Del Harris, L.A. Lakers
1964-65	Red Auerbach, Boston	1995-96	Phil Jackson, Chicago
1965-66	Dolph Schayes, Philadelphia	1996-97	Pat Riley, Miami
1966-67	Johnny Kerr, Chicago	1997-98	Larry Bird, Indiana
1967-68	Richie Guerin, St. Louis	1998-99	Mike Dunleavy, Portland
1968-69	Gene Shue, Baltimore	1999-00	Glenn "Doc" Rivers, Orlando
1969-70	Red Holzman, New York	2000-01	Larry Brown, Philadelphia
1970-71	Dick Motta, Chicago	2001-02	Rick Carlisle, Detroit
1971-72	Bill Sharman, L.A. Lakers	2002-03	Gregg Popovich, San Antonio
1972-73	Tom Heinsohn, Boston	2003-04	Hubie Brown, Memphis
1973-74	Ray Scott, Detroit	2004-05	Mike D'Antoni, Phoenix
1974-75	Phil Johnson, K.C./Omaha	2005-06	Avery Johnson, Dallas
1975-76	Bill Fitch, Cleveland	2006-07	Sam Mitchell, Toronto
1976-77	Tom Nissalke, Houston	2007-08	Byron Scott, New Orleans
1977-78	Hubie Brown, Atlanta	2008-09	Mike Brown, Cleveland
1978-79	Cotton Fitzsimmons, Kansas City	2009-10	Scott Brooks, Oklahoma City
1979-80	Bill Fitch, Boston	2010-11	Tom Thibodeau, Chicago
1980-81	Jack McKinney, Indiana	2011-12	Gregg Popovich, San Antonio
1981-82	Gene Shue, Washington	2012-13	George Karl, Denver
1982-83	Don Nelson, Milwaukee	2013-14	Gregg Popovich, San Antonio
1983-84	Frank Layden, Utah	2014-15	Mike Budenholzer, Atlanta
1984-85	Don Nelson, Milwaukee	2015-16	Steve Kerr, Golden State
1985-86	Mike Fratello, Atlanta	2016-17	Mike D'Antoni, Houston
1986-87	Mike Schuler, Portland	2017-18	Dwane Casey, Toronto
1987-88	Doug Moe, Denver	2018-19	Mike Budenholzer, Milwaukee
1988-89	Cotton Fitzsimmons, Phoenix	2019-20	Nick Nurse, Toronto
1989-90	Pat Riley, L.A. Lakers	2020-21	Tom Thibodeau, New York
1990-91	Don Chaney, Houston	2021-22	Monty Williams, Phoenix
1991-92	Don Nelson, Golden State	2022-23	Mike Brown, Sacramento
1992-93	Pat Riley, New York		



ROOKIE OF THE YEAR (Wilt Chamberlain Trophy)

(Selected by writers and broadcasters)

Year	Player, Team	Year	Player, Team
1952-53	Don Meineke, Fort Wayne	1988-89	Mitch Richmond, Golden State
1953-54	Ray Felix, Baltimore	1989-90	David Robinson, San Antonio
1954-55	Bob Pettit, Milwaukee	1990-91	Derrick Coleman, New Jersey
1955-56	Maurice Stokes, Rochester	1991-92	Larry Johnson, Charlotte
1956-57	Tom Heinsohn, Boston	1992-93	Shaquille O'Neal, Orlando
1957-58	Woody Sauldsberry, Philadelphia	1993-94	Chris Webber, Golden State
1958-59	Elgin Baylor, Minneapolis	1994-95	Grant Hill, Detroit; Jason Kidd, Dallas
1959-60	Wilt Chamberlain, Philadelphia	1995-96	Damon Stoudamire, Toronto
1960-61	Oscar Robertson, Cincinnati	1996-97	Allen Iverson, Philadelphia
1961-62	Walt Bellamy, Chicago	1997-98	Tim Duncan, San Antonio
1962-63	Terry Dischinger, Chicago	1998-99	Vince Carter, Toronto
1963-64	Jerry Lucas, Cincinnati	1999-00	Elton Brand, Chicago; Steve Francis, Houston
1964-65	Willis Reed, New York	2000-01	Mike Miller, Orlando
1965-66	Rick Barry, San Francisco	2001-02	Pau Gasol, Memphis
1966-67	Dave Bing, Detroit	2002-03	Amar'e Stoudemire, Phoenix
1967-68	Earl Monroe, Baltimore	2003-04	LeBron James, Cleveland
1968-69	Wes Unseld, Baltimore	2004-05	Emeka Okafor, Charlotte
1969-70	Kareem Abdul-Jabbar, Milwaukee	2005-06	Chris Paul, New Orleans/Oklahoma City
1970-71	Dave Cowens, Boston; Geoff Petrie, Portland	2006-07	Brandon Roy, Portland
1971-72	Sidney Wicks, Portland	2007-08	Kevin Durant, Seattle
1972-73	Bob McAdoo, Buffalo	2008-09	Derrick Rose, Chicago
1973-74	Ernie DiGregorio, Buffalo	2009-10	Tyreke Evans, Sacramento
1974-75	Keith Wilkes, Golden State	2010-11	Blake Griffin, Los Angeles
1975-76	Alvan Adams, Phoenix	2011-12	Kyrie Irving, Cleveland
1976-77	Adrian Dantley, Buffalo	2012-13	Damian Lillard, Portland
1977-78	Walter Davis, Phoenix	2013-14	Michael Carter-Williams, Philadelphia
1978-79	Phil Ford, Kansas City	2014-15	Andrew Wiggins, Minnesota
1979-80	Larry Bird, Boston	2015-16	Karl-Anthony Towns, Minnesota
1980-81	Darrell Griffith, Utah	2016-17	Malcolm Brogdon, Milwaukee
1981-82	Buck Williams, New Jersey	2017-18	Ben Simmons, Philadelphia
1982-83	Terry Cummings, San Diego	2018-19	Luka Doncic, Dallas
1983-84	Ralph Sampson, Houston	2019-20	Ja Morant, Memphis
1984-85	Michael Jordan, Chicago	2020-21	LaMelo Ball, Charlotte
1985-86	Patrick Ewing, New York	2021-22	Scottie Barnes, Toronto
1986-87	Chuck Person, Indiana	2021-22	Paolo Banchero, Orlando
1987-88	Mark Jackson, New York		

MOST IMPROVED PLAYER (George Mikan Trophy)

(Selected by writers and broadcasters)

Year	Player, Team	Year	Player, Team
1985-86	Alvin Robertson, San Antonio	2004-05	Bobby Simmons, L.A. Clippers
1986-87	Dale Ellis, Seattle	2005-06	Boris Diaw, Phoenix
1987-88	Kevin Duckworth, Portland	2006-07	Monta Ellis, Golden State
1988-89	Kevin Johnson, Phoenix	2007-08	Hedo Turkoglu, Orlando
1989-90	Rony Seikaly, Miami	2008-09	Danny Granger, Indiana
1990-91	Scott Skiles, Orlando	2009-10	Aaron Brooks, Houston
1991-92	Pervis Ellison, Washington	2010-11	Kevin Love, Minnesota
1992-93	Mahmoud Abdul-Rauf, Denver	2011-12	Ryan Anderson, Orlando
1993-94	Don MacLean, Washington	2012-13	Paul George, Indiana
1994-95	Dana Barros, Philadelphia	2013-14	Goran Dragic, Phoenix
1995-96	Gheorghe Muresan, Washington	2014-15	Jimmy Butler, Chicago
1996-97	Isaac Austin, Miami	2015-16	C.J. McCollum, Portland
1997-98	Alan Henderson, Atlanta	2016-17	Giannis Antetokounmpo, Milwaukee
1998-99	Darrell Armstrong, Orlando	2017-18	Victor Oladipo, Indiana
1999-00	Jalen Rose, Indiana	2018-19	Pascal Siakam, Toronto
2000-01	Tracy McGrady, Orlando	2019-20	Brandon Ingram, New Orleans
2001-02	Jermaine O'Neal, Indiana	2020-21	Julius Randle, New York
2002-03	Gilbert Arenas, Golden State	2021-22	Ja Morant, Memphis
2003-04	Zach Randolph, Portland	2022-23	Lauri Markkanen, Utah

**DEFENSIVE PLAYER OF THE YEAR (Hakeem Olajuwon Trophy)**

(Selected by writers and broadcasters)

Year	Player, Team	Year	Player, Team	Year	Player, Team
1982-83	Sidney Moncrief, Milwaukee	1996-97	Dikembe Mutombo, Atlanta	2010-11	Dwight Howard, Orlando
1983-84	Sidney Moncrief, Milwaukee	1997-98	Dikembe Mutombo, Atlanta	2011-12	Tyson Chandler, New York
1984-85	Mark Eaton, Utah	1998-99	Alonzo Mourning, Miami	2012-13	Marc Gasol, Memphis
1985-86	Alvin Robertson, San Antonio	1999-00	Alonzo Mourning, Miami	2013-14	Joakim Noah, Chicago
1986-87	Michael Cooper, L.A. Lakers	2000-01	Dikembe Mutombo, Philadelphia	2014-15	Kawhi Leonard, San Antonio
1987-88	Michael Jordan, Chicago	2001-02	Ben Wallace, Detroit	2015-16	Kawhi Leonard, San Antonio
1988-89	Mark Eaton, Utah	2002-03	Ben Wallace, Detroit	2016-17	Draymond Green, Golden State
1989-90	Dennis Rodman, Detroit	2003-04	Ron Artest, Indiana	2017-18	Rudy Gobert, Utah
1990-91	Dennis Rodman, Detroit	2004-05	Ben Wallace, Detroit	2018-19	Rudy Gobert, Utah
1991-92	David Robinson, San Antonio	2005-06	Ben Wallace, Detroit	2019-20	Giannis Antetokounpo, Milwaukee
1992-93	Hakeem Olajuwon, Houston	2006-07	Marcus Camby, Denver	2020-21	Rudy Gobert, Utah
1993-94	Hakeem Olajuwon, Houston	2007-08	Kevin Garnett, Boston	2021-22	Marcus Smart, Boston
1994-95	Dikembe Mutombo, Denver	2008-09	Dwight Howard, Orlando	2022-23	Jaren Jackson Jr., Memphis
1995-96	Gary Payton, Seattle	2009-10	Dwight Howard, Orlando		

EXECUTIVE OF THE YEAR

(Selected by NBA Executives)

Year	Executive, Team	Year	Executive, Team	Year	Executive, Team
1972-73	Joe Axelson, K.C./Omaha	1989-90	Bob Bass, San Antonio	2006-07	Bryan Colangelo, Toronto
1973-74	Eddie Donovan, Buffalo	1990-91	Bucky Buckwalter, Portland	2007-08	Danny Ainge, Boston
1974-75	Dick Vertlieb, Golden State	1991-92	Wayne Embry, Cleveland	2008-09	Mark Warkentien, Denver
1975-76	Jerry Colangelo, Phoenix	1992-93	Jerry Colangelo, Phoenix	2009-10	John Hammond, Milwaukee
1976-77	Ray Patterson, Houston	1993-94	Bob Whitsitt, Seattle	2010-11	Gar Forman, Chicago
1977-78	Angelo Drossos, San Antonio	1994-95	Jerry West, L.A. Lakers	2011-12	Larry Bird, Indiana
1978-79	Bob Ferry, Washington	1995-96	Jerry Krause, Chicago	2012-13	Masai Ujiri, Denver
1979-80	Red Auerbach, Boston	1996-97	Bob Bass, Charlotte	2013-14	R.C. Buford, San Antonio
1980-81	Jerry Colangelo, Phoenix	1997-98	Wayne Embry, Cleveland	2014-15	Bob Myers, Golden State
1981-82	Bob Ferry, Washington	1998-99	Geoff Petrie, Sacramento	2015-16	R.C. Buford, San Antonio
1982-83	Zollie Volchok, Seattle	1999-00	John Gabriel, Orlando	2016-17	Bob Myers, Golden State
1983-84	Frank Layden, Utah	2000-01	Geoff Petrie, Sacramento	2017-18	Daryl Morey, Houston
1984-85	Vince Boryla, Denver	2001-02	Rod Thorn, New Jersey	2018-19	Jon Horst, Milwaukee
1985-86	Stan Kasten, Atlanta	2002-03	Joe Dumars, Detroit	2019-20	Lawrence Frank, L.A. Clippers
1986-87	Stan Kasten, Atlanta	2003-04	Jerry West, Memphis	2020-21	James Jones, Phoenix
1987-88	Jerry Krause, Chicago	2004-05	Bryan Colangelo, Phoenix	2021-22	Zachary Z. Kleiman, Memphis
1988-89	Jerry Colangelo, Phoenix	2005-06	Elgin Baylor, L.A. Clippers	2022-23	Monte McNair, Sacramento



NBA SIXTH MAN AWARD (John Havlicek Trophy)

(Selected by writers and broadcasters)

Year	Player, Team
1982-83	Bobby Jones, Philadelphia
1983-84	Kevin McHale, Boston
1984-85	Kevin McHale, Boston
1985-86	Bill Walton, Boston
1986-87	Ricky Pierce, Milwaukee
1987-88	Roy Tarpley, Dallas
1988-89	Eddie Johnson, Phoenix
1989-90	Ricky Pierce, Milwaukee
1990-91	Detlef Schrempf, Indiana
1991-92	Detlef Schrempf, Indiana
1992-93	Clifford Robinson, Portland
1993-94	Dell Curry, Charlotte
1994-95	Anthony Mason, New York
1995-96	Toni Kukoc, Chicago
1996-97	John Starks, New York
1997-98	Danny Manning, Phoenix
1998-99	Darrell Armstrong, Orlando
1999-00	Rodney Rogers, Phoenix
2000-01	Aaron McKie, Philadelphia
2001-02	Corliss Williamson, Detroit
2002-03	Bobby Jackson, Sacramento

NBA SPORTSMANSHIP AWARD

(Joe Dumars Trophy)

(Selected by writers and broadcasters)

Year	Player, Team
1995-96	Joe Dumars, Detroit
1996-97	Terrell Brandon, Cleveland
1997-98	Avery Johnson, San Antonio
1998-99	Hersey Hawkins, Seattle
1999-2000	Eric Snow, Philadelphia
2000-01	David Robinson, San Antonio
2001-02	Steve Smith, San Antonio
2002-03	Ray Allen, Seattle
2003-04	P.J. Brown, New Orleans
2004-05	Grant Hill, Orlando
2005-06	Elton Brand, L.A. Clippers
2006-07	Luol Deng, Chicago
2007-08	Grant Hill, Phoenix
2008-09	Chauncey Billups, Denver
2009-10	Grant Hill, Phoenix
2010-11	Stephen Curry, Golden State
2011-12	Jason Kidd, Dallas
2012-13	Jason Kidd, New York
2013-14	Mike Conley, Memphis
2014-15	Kyle Korver, Atlanta
2015-16	Mike Conley, Memphis
2016-17	Kemba Walker, Charlotte
2017-18	Kemba Walker, Charlotte
2018-19	Mike Conley, Memphis
2019-20	Vince Carter, Atlanta
2020-21	Jrue Holiday, Milwaukee
2021-22	Patty Mills, Brooklyn
2022-23	Mike Conley, Minnesota

HUSTLE AWARD

Year	Player, Team
2016-17	Patrick Beverley, Houston
2017-18	Amir Johnson, Philadelphia
2018-19	Marcus Smart, Boston
2019-20	Montrezl Harrell, LA Clippers
2020-21	Thaddeus Young, Chicago
2021-22	Marcus Smart, Boston (2)
2022-23	Marcus Smart, Boston (3)

Year	Player, Team
2003-04	Antawn Jamison, Dallas
2004-05	Ben Gordon, Chicago
2005-06	Mike Miller, Memphis
2006-07	Leandro Barbosa, Phoenix
2007-08	Manu Ginobili, San Antonio
2008-09	Jason Terry, Dallas
2009-10	Jamal Crawford, Atlanta
2010-11	Lamar Odom, L.A. Lakers
2011-12	James Harden, Oklahoma City
2012-13	J.R. Smith, New York
2013-14	Jamal Crawford, L.A. Clippers
2014-15	Lou Williams, Toronto
2015-16	Jamal Crawford, L.A. Clippers
2016-17	Eric Gordon, Houston
2017-18	Lou Williams, L.A. Clippers
2018-19	Lou Williams, L.A. Clippers
2019-20	Montrezl Harrell, L.A. Clippers
2020-21	Jordan Clarkson, Utah
2021-22	Tyler Herro, Miami
2022-23	Malcolm Brogdon, Boston

TWYMAN-STOKES TEAMMATE OF THE YEAR

(Selected by writers and broadcasters)

Year	Player, Team
2012-13	Chauncey Billups, L.A. Clippers
2013-14	Shane Battier, Miami
2014-15	Tim Duncan, San Antonio
2015-16	Vince Carter, Memphis
2016-17	Dirk Nowitzki, Dallas
2017-18	Jamal Crawford, Minnesota
2018-19	Mike Conley, Memphis
2019-20	Jrue Holiday, New Orleans
2020-21	Damian Lillard, Portland
2021-22	Jrue Holiday, Milwaukee
2022-23	Jrue Holiday, Milwaukee

BOB LANIER COMMUNITY ASSIST AWARD

Year	Player, Team
2011-12	Pau Gasol, L.A. Lakers
2012-13	Dwyane Wade, Miami
2013-14	Stephen Curry, Golden State
2014-15	Russell Westbrook, Oklahoma City
2015-16	John Wall, Washington
2016-17	Isaiah Thomas, Boston
2017-18	Kevin Durant, Golden State
2018-19	Bradley Beal, Washington
2019-20	Harrison Barnes, Sacramento
	Jaylen Brown, Boston
	George Hill, Milwaukee
	Chris Paul, Oklahoma City
	Dwight Powell, Dallas
2020-21	Devin Booker, Phoenix
2021-22	Gary Payton II, Golden State
2022-23	Brook Lopez, Milwaukee

CLUTCH PLAYER OF THE YEAR (Jerry West Trophy)

Year	Player, Team
2022-23	De'Aaron Fox, Sacramento

INTRO

PLAYERS

EXECUTIVE

BASKETBALL

BUSINESS

MEDIA

COMMUNITY

HISTORY

PLAYOFFS

REVIEW

OPPONENTS

NBA

FEDERATION

AT A GLANCE



MEMPHIS
GRIZZLIES

MEMPHIS GRIZZLIES
2023






MEMPHIS
GRIZZLIES
EXPERIENCE
THE



FEDEXFORUM



FedExForum

Now celebrating its 20th season in the heart of the Mid-South, FedExForum has come to be known as one of the premier arenas in the NBA. It is home to the NBA's Memphis Grizzlies and the University of Memphis Tigers men's basketball team and has hosted millions of fans since the \$250 million arena opened in September 2004. FedExForum has become more than just an arena; it has achieved the goals set by Grizzlies ownership, management and community leaders and has become the front porch for Memphis, a place where people can come together.

Basketball

Since FedExForum opened, the arena has presented 17 NBA Playoffs series, including the 2013 NBA Western Conference Finals, and hosted major basketball tournaments such as the 2009, 2014 and 2017 NCAA Regional Men's Basketball Tournaments, the 2014 and 2019 American Athletic Conference Men's Basketball Tournaments and the 2010 NCAA South Regional Women's Division I Basketball Tournament.

Concerts and Events

FedExForum has hosted many chart-topping stars, including AC/DC, Ariana Grande, Billy Joel, Blake Shelton, Bon Jovi, Bruno Mars, Carrie Underwood, Chris Stapleton, Elton John, Foo Fighters, Garth Brooks, Janet Jackson, Journey, Justin Bieber, Justin Timberlake, Kenny Chesney, Luke Combs, Miley Cyrus, Paul McCartney, Red Hot Chili Peppers, the Rolling Stones and Taylor Swift among other A-List acts. In addition, FedExForum has hosted seven World Championship Boxing events, UFC 107, and many major family shows like World Wrestling Entertainment, Hot Wheels Monster Trucks and Professional Bull Riders.

Facility

Upon entering the arena through the FedExForum Grand Lobby, fans can get a first-hand look at the Built Ford Tough Training Facility, the official in-house practice facility of the Grizzlies and Hustle.

FedExForum's center-hung videoboard, designed by Daktronics, measures 16.5 feet high and 145.5 feet in diameter and provides fans with continuous 360-degree live video, instant replays and information on 24 large digital full-color displays. The system consists of nearly 2,700 square feet and more than 5.8 million LEDs. Four additional video displays, measuring 20 feet by 37.5 feet, are featured on each corner of the arena bowl. FedExForum features one of the largest corner video displays in the NBA.

To complement the center-hung videoboard, additional LED displays are prominently featured around the seating bowl. One 360-degree ring of light encircles the entire seating bowl, mounted on the Big River Steel Terrace fascia. A second large display curves 270 degrees around the Pinnacle Level fascia. The LED rings comprise one of the largest amounts of linear feet of LED in any arena in the United States. FedExForum is also equipped with a high-tech sound system, as well as acoustic technology, making the sound in the arena crystal clear, and a state-of-the-art Wi-Fi network powered by Ubiquiti.



Premium Fan Seats

Premium seat holders can enjoy spaces like Sissy's Floor Seat Lounge to watch the Grizzlies run onto the court from the locker room as well as the exclusive Courtside Club at FedExForum near the Grizzlies tunnel.

One of the most unique features of FedExForum is the music theme that is prevalent throughout the arena. Luxury Suite holders have their name engraved on a record outside their suite, and lyric sheets from famous Memphis songs appear prominently on the walls. Concessions and restaurants are named with uniquely Memphis music themes and areas of the arena concourses are divided into sponsored zones highlighting musical genres like Rock 'n' Roll, the Blues, Gospel, Memphis Music Today and more.

Fan Experience

The Big River Steel Edge can be found between sections 201 and 232 and features 34 TVs for fans, as well as a refreshed and revitalized Casamigos bar with an updated menu for patrons to enjoy. The BRS Edge overlooks the west end of the bowl, and the back side of the space opens up to overlook the Grand Lobby of FedExForum, creating an open flow from Plaza Level up to the Big River Steel Terrace. In addition, fans have access to an outdoor space connected to the BRS Edge.

Fans and event attendees will be able to grab a drink and relax in the Caesars Sportsbook Lounge, located on the north side of the building off the main concourse. The Caesars Sportsbook Lounge is a full-service bar with over 40 televisions, a full drink menu and the best public sports-watching vibe in Memphis. The space will be open for all basketball games, pre and postgame, in addition to concerts and select events. The space is available to rent for private events as well.

The Blues Room, located on Plaza Level across from section 116A, is a private, all-inclusive bar and buffet open for concerts and special events. An exclusive entrance to the Blues Room is open 30 minutes prior to public door time and is accessible with a separate ticket, available on FedExForum's website.

Food & Beverage

All food in FedExForum is provided by Levy Restaurants, the leader in sports and entertainment venue dining. Fans experience selection and quality beyond anything they've ever had at a sporting event. From Memphis favorites such as Charlie Vergos' Rendezvous BBQ, Slim & Husky's Pizza, IPOP Gourmet Popcorn, Wings by W.S., Wiseacre and Zio Matto Gelato, to Levy concepts like Memphis Burrito Co., all fans can find something to satisfy their appetite. For expedited service, there are over 100 points of sale for concessions throughout FedExForum, including new in-seat service for select seats.



Mary J Blige



Shinedown

INTRO

PLAYERS

EXECUTIVE

BASKETBALL
OPS

BUSINESS
OPS

MEDIA

COMMUNITY

HISTORY

PLAYOFFS

REVIEW

OPPONENTS

NBA

FEDEXFORUM

AT A GLANCE



FEDEXFORUM

Merchandise

Fans also can get in the game with the latest NIKE Grizzlies gear in the Grizzlies Den, a Fanatics Experience, located in the Grand Lobby and at several merchandise stands throughout FedExForum. The store is also open on non-game days from 10 a.m.-5 p.m. Monday-Friday and 10 a.m.-4 p.m. on Saturday. The team store can be reached by phone at (901) 205-1551.

Inclusivity

FedExForum is committed to creating a more inclusive environment, collaborating in 2019 with KultureCity, a nonprofit dedicated to creating more inclusive spaces for people with autism and other sensory issues, to create a Sensory Room on the Pinnacle Level where guests can step away and decompress during an event. Sensory Bags, including noise canceling headphones and fidget tools, are also available to help guests feel calm. Also in 2019, a Mamava Lactation Pod was installed on the Plaza Level concourse outside Section 107A for mothers to have a private space to use a breast pump or breastfeed.

Rock 'n' Soul Museum

FedExForum is also home to the Rock 'n' Soul Museum on the street level of the administration building. The Rock 'n' Soul Museum traces the roots of rock and roll and soul music in Memphis, offering visitors a self-guided tour of Memphis music from the early 20th century into the 1970s. The Rock 'n' Soul Museum is one of only two Smithsonian Institution exhibits not located in Washington, D.C.

Notable Awards

- 2013 ESPN The Magazine's Ultimate Standings Best Overall Professional Sports Franchise
- 2012 International Association of Venue Managers Venue Excellence Award Finalist



FEDEXFORUM/MEDIA FAQS:

1. Where is the media entrance located?

The FedExForum media entrance is located at the Practice Court Hallway (PC1) entrance, located on Level P1 in the Gossett Motors Parking Garage near the P1 elevators.

2. Where is the media parking?

Media Parking is available in the FedExForum surface lot located on Dr. Martin Luther King Jr. Avenue between B.B. King Blvd. and Fourth Street.

4. Where are the locker rooms located?

All locker rooms are located on Event Level: Memphis Grizzlies – Southeast, Visiting Team – Northeast.

5. Where are the media workrooms located?

Media workrooms are located in the Don Poier Media Center on Event Level.

6. Where is the media seating?

Media not seated courtside is seated in the Pinnacle Level media seating area on the West end of FedExForum.

7. Where do satellite trucks park?

Satellite trucks park in the surface lot to the South of the garage. The surface lot is located on Dr. Martin Luther King Jr. Avenue between B.B. King Blvd. and Fourth Street.

8. Where are press conferences held?

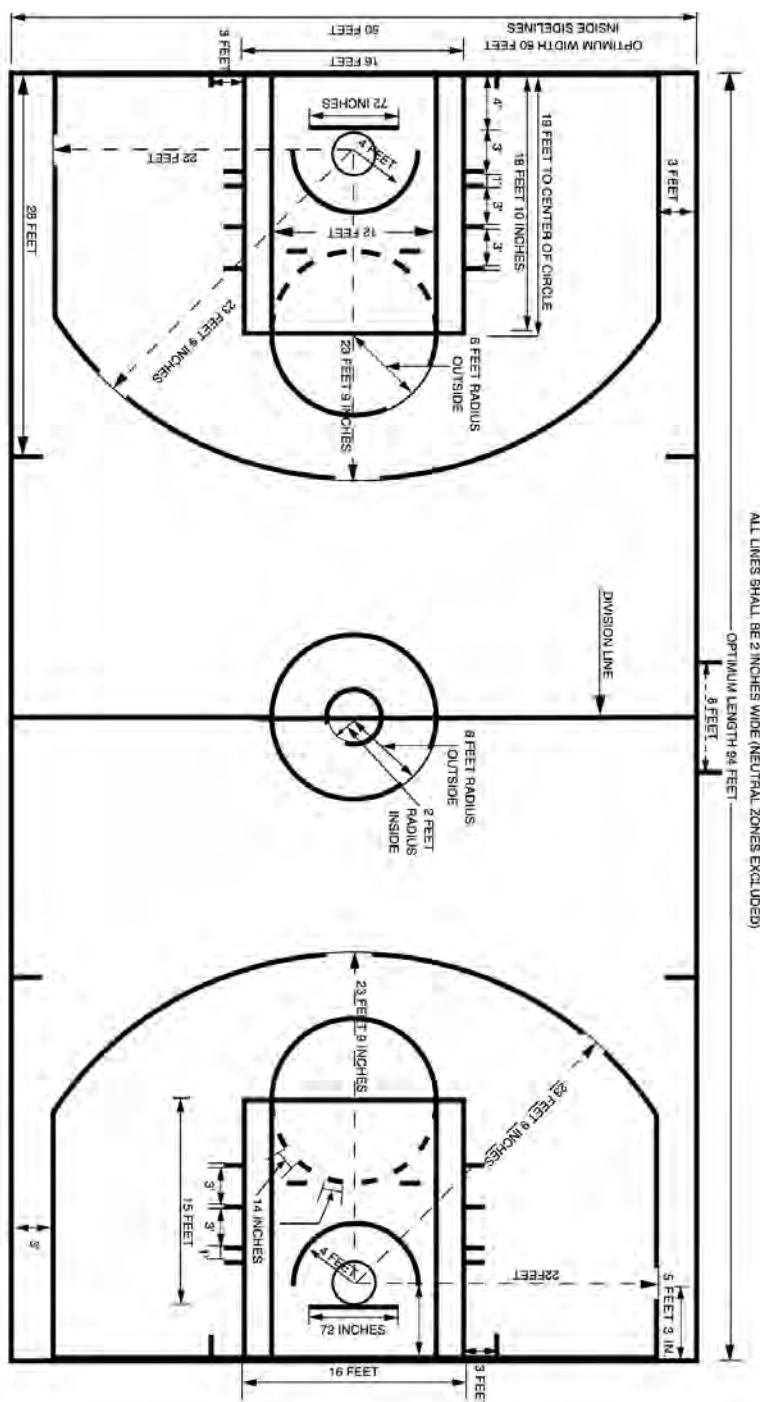
Press conferences are held in the press conference room located in the Don Poier Media Center unless otherwise announced.



MEMPHIS GRIZZLIES



OFFICIAL NBA COURT DIAGRAM



PRIMARY AND SECONDARY LOGOS



GLOBAL



MEMPHIS
GRIZZLIES


PRIMARY



SECONDARY



SECONDARY



INTRO

PLAYERS

EXECUTIVE

BASKETBALL
OPS

BUSINESS
OPS

MEDIA

COMMUNITY

HISTORY

PLAYOFFS

REVIEW

OPPONENTS

NBA

FEDERATION

AT A GLANCE



UNIFORMS

ASSOCIATION EDITION



ICON EDITION



STATEMENT EDITION



OFFICIAL COLORS

PMS 289

Memphis Midnight
100C 76M 12Y 70K
12R 35G 64B
#0C2340

PMS 652

Beale Street Blue
52C 30M 7Y 3K
125R 155G 193B
#7D9BC1

PMS 424

Grizzlies Gray
30C 20M 19Y 58K
112R 115G 114B
#707372

PMS 123

Grizzlies Gold
0C 19M 12Y 0K
255R 199G 44B
#FFC72C

MAP OF MEMPHIS

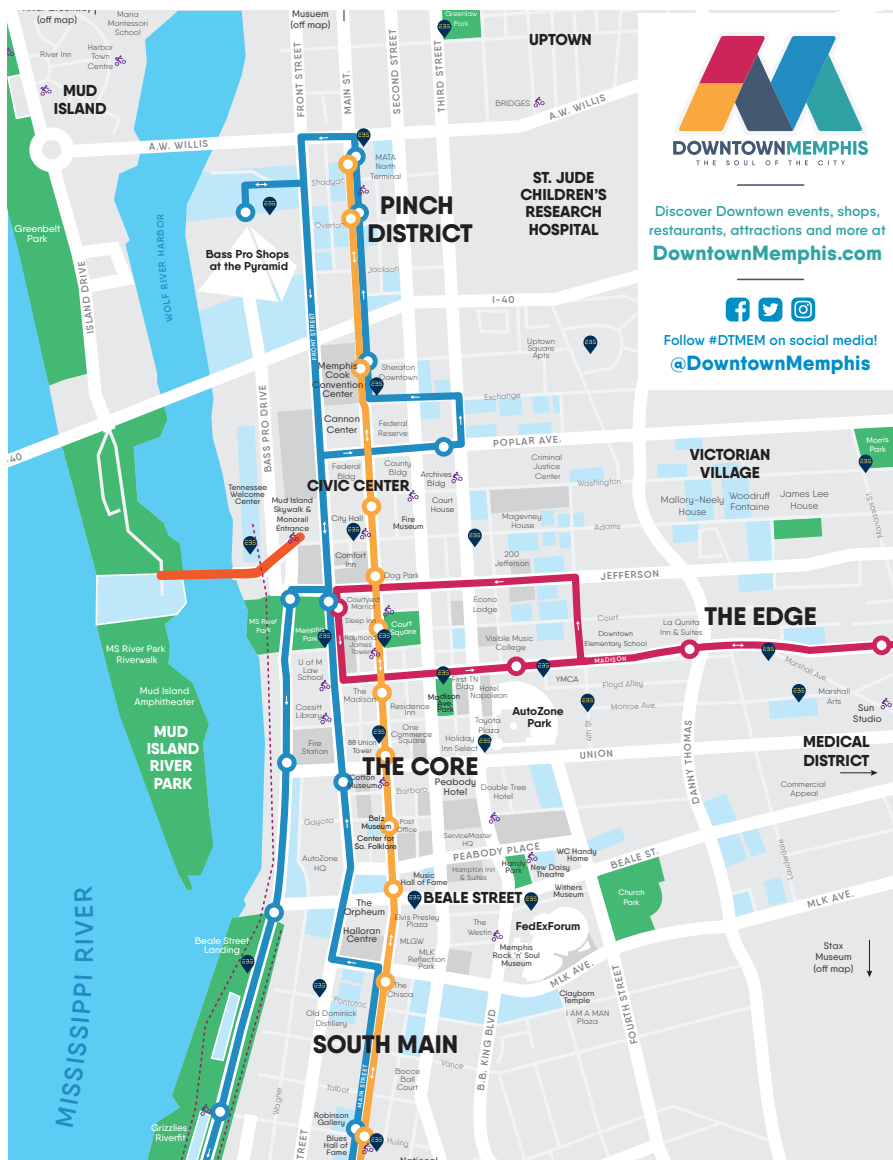


DOWNTOWNMEMPHIS
THE SOUL OF THE CITY

Discover Downtown events, shops, restaurants, attractions and more at DowntownMemphis.com



Follow #DTMEM on social media!
[@DowntownMemphis](https://twitter.com/DowntownMemphis)



- MAIN STREET TROLLEY**
- RIVERFRONT SHUTTLE**
- MADISON SHUTTLE**
- PEDESTRIAN RIVERFRONT & BLUFFWALK**
- MUD ISLAND MONORAIL & SKYWALK**
- PUBLIC PARKING GARAGE**
- PUBLIC PARKING LOT**

MAIN STREET RAIL CAR TROLLEY
Trolley operates every 20 minutes. M-F: 6:45am-12:15am;
Sat: 8am-12:10am Sun: 10am-6:10pm

RIVERFRONT SHUTTLE
This shuttle operates about every 20 minutes. M-F: 9am-9am;
Sat: 8:30am-11:30pm Sun: 10:30am-6pm

MADISON SHUTTLE
This shuttle operates every 15 minutes. M-F: 6:45am-6pm;
Sat: 8:15am-6:30pm. No service on Sunday.

SHUTTLE STOPS
Shuttle fare is \$1 per person for one way and 50-cents for seniors 65+ and people with disabilities.

INTRO

PLAYERS

EXECUTIVE

BASKETBALL OPS

BUSINESS OPS

MEDIA

COMMUNITY

HISTORY

PLAYOFFS

REVIEW

OPPONENTS

NBA

FEDERFORM

AT A GLANCE



NBA ROAD MAP





INTRO

PLAYERS

EXECUTIVE

BASKETBALL OPS

BUSINESS OPS

MEDIA

COMMUNITY

HISTORY

PLAYOFFS

REVIEW

OPPONENTS

NBA

FEDERATION

AT A GLANCE



NOTES



BACK TO THE GRIND

OCTOBER

SUN	MON	TUE	WED	THU	FRI	SAT
22	23	24	25 NOP 7:00pm	26	27 DEN 6:00pm	28 @WAS 6:00pm
29	30 DAL 7:00pm	31				

NOVEMBER

SUN	MON	TUE	WED	THU	FRI	SAT
			1 UTA 8:00pm	2	3 @POR 9:00pm	4
5 @POR 9:00pm	6	7 @LAL 9:30pm	8 MIA 7:00pm	9	10 UTA 7:00pm	11
12 @LAC 7:00pm	13	14 @LAL 9:30pm	15	16	17	18 @SAS 7:00pm
19 BOS 7:00pm	20	21	22 @HOU 7:00pm	23	24 PHX 4:00pm	25
26 MIN 5:00pm	27	28	29 UTA 7:00pm	30		

DECEMBER

SUN	MON	TUE	WED	THU	FRI	SAT
					1 @DAL 8:00pm	2 PHX 8:00pm
3	4 R-SEASON QUARTERFINALS	5 R-SEASON QUARTERFINALS	6 REGULAR SEASON HOLD	7 R-SEASON QUARTERFINALS	8 REGULAR SEASON HOLD	9 R-SEASON QUARTERFINALS
10	11 DAL 7:00pm	12	13 @HOU 7:00pm	14	15 HOU 7:00pm	16
17	18 @OKC 7:00pm	19 @NOP 6:30pm	20	21 IND 7:00pm	22	23 @ATL 6:30pm
24	25	26 @NOP 7:00pm	27	28 @DEN 8:00pm	29 @LAC 8:00pm	30
31 SAC 7:00pm						

JANUARY

SUN	MON	TUE	WED	THU	FRI	SAT
	1	2 SAS 7:00pm	3 TOR 7:00pm	4	5 @LAL 9:00pm	6
7 PHX 7:00pm	8	9 DAL 7:00pm	10	11	12 LAC 7:00pm	13 NYK 7:00pm
14	15 GSW 5:00pm	16	17	18 @MIN 9:00pm	19	20 @CHI 7:00pm
21	22 @TOR 6:30pm	23	24 @MIA 5:30pm	25	26 ORL 7:00pm	27
28 @IND 2:30pm	29 SAC 7:00pm	30	31			

FEBRUARY

SUN	MON	TUE	WED	THU	FRI	SAT
				1 CLE 8:00pm	2 GSW 7:00pm	3
4 @BOS 5:00pm	5	6 @NYK 6:30pm	7	8 CHI 7:00pm	9	10 @CHA 6:00pm
11	12 NOP 7:00pm	13	14 HOU 7:00pm	15 MIL 7:30pm	16 @MIA 5:30pm	17 ALL-STAR BREAK
18 ALL-STAR BREAK	19 ALL-STAR BREAK	20 ALL-STAR BREAK	21 ALL-STAR BREAK	22	23 LAC 7:00pm	24
25	26 BKN 7:00pm	27	28 @MIN 8:30pm	29		

MARCH

SUN	MON	TUE	WED	THU	FRI	SAT
					1 POR 7:00pm	2 POR 7:00pm
3	4 @BKN 6:30pm	5	6 @PHI 6:30pm	7	8 @ATL 6:30pm	9
10 @OKC 6:00pm	11	12 WAS 7:00pm	13 CHA 7:00pm	14	15	16 OKC 7:00pm
17	18 @SAC 9:00pm	19	20 @GSW 9:00pm	21	22 @SAS 7:00pm	23
24	25 @DEN 8:00pm	26	27 LAL 7:00pm	28	29	30 @ORL 6:00pm

APRIL

SUN	MON	TUE	WED	THU	FRI	SAT
	1 @DET 6:00pm	2	3 @MIL 6:30pm	4	5 DET 7:00pm	6 PHI 7:00pm
7	8	9 SAS 7:00pm	10 @CLE 8:00pm	11	12 LAL 7:00pm	13
14 DEN 2:30pm	15	16	17	18	19	20



DOWNLOAD THE NEW GRIZZLIES MOBILE APP

FOR GIVEAWAYS, THEME NIGHTS & MORE DETAILED SCHEDULE INFO

