

TENNESSEE
BASKETBALL

24
25



**RECORD
BOOK**



Over the last seven seasons (2017-24), all under the direction of Rick Barnes, Tennessee is 171-66 (.722), good for the most victories of any SEC program. The Volunteers have played in all six NCAA Tournaments during that stretch, seeded fifth or better in each, and earned three Sweet 16 trips, including an Elite Eight berth. Tennessee has claimed two SEC regular season titles, one SEC Tournament trophy and five 25-win seasons over that span, finishing in the AP top 20 five times, including thrice in the top six.

TABLE OF CONTENTS

OUTLOOK	1-8
2	Roster
3	Schedule
4	Quick Facts
5-8	Team Notes
PLAYERS	9-50
10	Bishop Boswell
11-12	Cameron Carr
13-16	Darlinstone Dubar
17	Campbell Duncan
18-19	J.P. Estrella
20-21	Jordan Gainey
22-23	Grant Hurst
24-26	Chaz Lanier
27	Ben Linnemeyer
28-30	Jahmai Mashack
31-33	Igor Miličić Jr.
34-36	Felix Okpara
37	Gavin Paull
38-39	Cade Phillips
40-43	Zakai Zeigler
44-50	Individual Game-by-Game Stats
STAFF	51-76
52-57	Head Coach Rick Barnes
58-59	Associate Head Coach Justin Gainey
60	Assistant Coach Rod Clark
61	Assistant Coach Gregg Polinsky
62	Assistant Coach Bryan Lentz
63	Assistant Coach Lucas Campbell
64	Director of Basketball Ops. Mary-Carter Eggert
65	Director of Sports Performance Garrett Medenwald
66	Athletic Trainer Chad Newman
67	Director of Video and Analytics Luke Schapker
68	Assistant Director of Player Dev. Riley Collins
69	Player Development Coordinator Justin Caldwell
70	Graduate Assistants
71	Additional Support Staff
72	University Administration
73-74	Director of Athletics Danny White
75	Athletics Administration
2023-24 REVIEW	77-128
78	Results & Leaders
79	Season Statistics
80	Extended & Per 40 Statistics
81	SEC Statistics
82-83	Overall/SEC Statistics Comparison
84	Non-Conference Statistics
85-86	Win/Loss Statistics
87-89	Home/Away/Neutral Statistics
90-91	Postseason/NCAA Tournament Statistics
92	Team Game-by-Game
93	Opponent Game-by-Game
94	Team Game-by-Game Comparison
95-96	Team Game Highs/Lows
97-98	Opponent Game Highs/Lows
99-100	Player Game Highs
101-102	Opponent Player Game Highs
103-105	Category Leaders
106-107	Player Game-by-Game Points-Rebounds-Assists
108-109	Superlatives
110-118	Box Scores
119	SEC Season in Review
120-121	SEC Honorees
122-124	SEC Individual Leaders
125-127	SEC Team Statistics
RESULTS	129-176
130-131	Record vs. All Opponents
132-133	Record vs. Conferences
134-150	All-Time Series Results
150	Milestone Wins
151	Longest Win Streaks & Overtime Results
151-154	Special Events & Holiday Tournaments

RESULTS CONT'D	
155-170	Year-by-Year Results
171	AP Poll History
172	AP Poll Placement
173-174	vs. Ranked Opponents (AP)
175	All-Time Exhibition Results
176	Miscellaneous Results (Comebacks, Domes, etc.)
RECORDS	177-220
178-179	Team Single-Game Records
180	Team Single-Season Records
181	Multi-Faceted Records
182-184	Scoring Records
185-186	Rebounding Records
187	Double-Double Records
188-189	Offensive Rebounding Records
190-191	Field Goal Records
192-193	Free Throw Records
194-195	3-Point Field Goal Records
196-197	Assists Records
198-199	Assist/Turnover Ratio Records
200-201	Blocked Shots Records
202-203	Steals Records
204	Playing Experience Records
205-206	Attendance Records
207-208	Year-by-Year Top-Five Scorers
209-210	Year-by-Year Team Totals
211-217	1,000-Point Club
217-218	Food City Center Records
219	Alternate Uniform History & 100-Point Games
HONORS	221-242
222	Retired Numbers / Jerseys
223-228	All-Americans
229	All-SEC Honors
230-231	Other SEC Honors
232	Regional & National Honors
233	Academic Honors
234-235	SEC Statistical Champions
235	USA Basketball History & Olympic Games History
236-238	SEC Championship Teams
239-240	NBA History
241	NBA Honors
242	Annual Team Awards
POSTSEASON 243-278	
244	SEC Tournament Results
245	SEC Tournament Superlatives
246	NCAA Tournament & NIT Results
247	NCAA Tournament Superlatives
248-249	Postseason Game Records
250	NCAA Tournament Individual Records
251-278	NCAA Tournament Game Recaps
VOLMANAC 279-346	
280-289	Program History
290-293	Head Coaching History
294	All-Time Record Breakdown
295	All-Time Assistant Coaches & Support Staff
296-299	Program Timeline
300-302	All-Time Letter Winners
303-307	Letter Winners by Hometown
308	Incoming Transfer History
309	Multi-Sport Basketball Players
311-341	All-Time Player Statistics
311-320	All-Time Numerical Jersey Listing
342	Historical Home Venues
343	Food City Center
344	Pratt Pavilion
345	Legend of the Volunteer
MEDIA INFO 347-352	
348-349	Media Information
350	Southeastern Conference
351	Vol Network
352	Area Information & Compliance

CREDITS

Editors: Alex Schwartz, Preston Jones (please send edits to Alex Schwartz - alexschwartz@tennessee.edu)

Editorial/Research Assistance: Bud Ford, Seth Berneburg, Price Seymour, past Tennessee Strategic Communications staff members

Photography: Andrew Ferguson, Tennessee Athletics 151 Creative staff, past Tennessee staff members

Cover & Divider Pages Design: Evan Ford

Printing: College Wall Art Corporation





ALPHABETICAL										NUMERICAL			
No.	Name	Pos.	Ht.	Wt.	Cl.	Hometown (Previous School)	No.	Last Name	Pos.	Cl.			
3	Bishop Boswell	G	6-4	203	Fr.	Charlotte, N.C. (Myers Park)	2	Chaz Lanier	G	5th			
43	Cameron Carr	G	6-6	189	So.	Eden Prairie, Minn. (Link Academy [Mo.])	3	Bishop Boswell	G	Fr.			
8	Darlinstone Dubar	G	6-6	220	5th	Charlotte, N.C. (Hofstra/Iowa State/Scotland Campus [Pa.])	5	Zakai Zeigler	G	Sr.			
21	Campbell Duncan	G	6-6	200	Fr.	Austin, Texas (Anderson)	7	Igor Miličić Jr.	F	Sr.			
13	J.P. Estrella	F	6-11	250	So.	Scarborough, Maine (Brewster Academy [N.H.])	8	Darlinstone Dubar	G	5th			
2	Jordan Gainey	G	6-4	190	Sr.	Tucson, Ariz. (USC Upstate/South Kent School [Conn.])	11	Jordan Gainey	G	Sr.			
23	Grant Hurst	G	6-2	208	R.Jr.	Cleveland, Tenn. (UT Martin / Cleveland)	12	Cade Phillips	F	So.			
2	Chaz Lanier	G	6-5	207	5th	Nashville, Tenn. (North Florida/The Ensworth School)	13	J.P. Estrella	F	So.			
35	Ben Linnemeyer	G	6-6	205	Fr.	Columbia, Mo. (Link Academy)	15	Jahmai Mashack	G	Sr.			
15	Jahmai Mashack	G	6-4	202	Sr.	Fontana, Calif. (Etiwanda)	21	Campbell Duncan	G	Fr.			
7	Igor Miličić Jr.	F	6-10	225	Sr.	Rovinj, Croatia (Charlotte/Virginia/ProGenius Ulm [DEU])	23	Grant Hurst	G	R.Jr.			
34	Felix Okpara	F	6-11	235	Jr.	Lagos, Nigeria (Ohio State/Link Academy [Mo.])	24	Gavin Paull	G	Fr.			
24	Gavin Paull	G	5-11	158	Fr.	Austin, Texas (Westlake)	34	Felix Okpara	F	Jr.			
12	Cade Phillips	F	6-9	216	So.	Jacksonville, Ala. (Link Academy [Mo.])	35	Ben Linnemeyer	G	Fr.			
5	Zakai Zeigler	G	5-9	172	Sr.	Long Island, N.Y. (Our Saviour Lutheran School)	43	Cameron Carr	G	So.			

BASKETBALL STAFF

Name	Position	Year	Alma Mater
Rick Barnes	Head Coach	10th	Lenoir-Rhyne, 1977
Justin Gainey	Associate Head Coach	4th (3rd as AHC)	NC State, 2000
Rod Clark	Assistant Coach	4th	Lindsey Wilson (Ky.), 2015
Gregg Polinsky	Assistant Coach	4th (3rd as AC)	Northern Arizona, 1981
Bryan Lentz	Assistant Coach	7th (1st as AC)	Lenoir-Rhyne, 2000
Lucas Campbell	Assistant Coach	5th (1st as AC)	Tennessee, 2019
Mary-Carter Eggert	Director of Basketball Operations	10th	Tennessee, 2011
Garrett Medenwald	Director of Sports Performance	10th	Wisconsin-Whitewater, 2013
Chad Newman	Athletic Trainer	29th	Tennessee, 1994
Luke Schapker	Director of Video and Analytics	7th	Bowling Green, 2018
Riley Collins	Assistant Director of Player Development	3rd	Drew (N.J.), 2020
Justin Caldwell	Player Development Coordinator	1st	Glenville State (W.Va.), 2013
Janet Reynolds	Administrative Specialist	22nd	
Scott Daughtry	Graduate Assistant	2nd	Tennessee, 2023
Isaiah Sulack	Graduate Assistant	1st	Tennessee, 2022
Colin Coyne	Student Assistant Coach	1st	Tennessee, 2023

ROSTER BY CLASS			ROSTER BY LOCATION		PRONUNCIATION GUIDE
Fifth-Years (2)	Sophomores (3)		By State	By Country	
Darlinstone Dubar	Cameron Carr		North Carolina: 2	USA: 13	Darlinstone Dubar (DAR-lin-stone doo-BAR)
Chaz Lanier	J.P. Estrella		Tennessee: 2	Croatia: 1	J.P. Estrella (uh-STRELL-uh)
	Cade Phillips		Texas: 2	Nigeria: 1	Chaz Lanier (luh-NEER)
Seniors (4)	Freshmen (4)				Ben Linnemeyer (lin-UH-my-urr)
Jordan Gainey	Bishop Boswell		Alabama: 1		Jahmai Mashack (juh-MY MAY-shack)
Jahmai Mashack	Campbell Duncan		Arizona: 1		Igor Miličić Jr. (EE-gore MILL-ih-chich)
Igor Miličić Jr.	Ben Linnemeyer		California: 1		Igor Miličić Jr. (EE-gore MILL-ih-chich)
Zakai Zeigler	Gavin Paul		Maine: 1		Felix Okpara (ock-PAR-uh)
Juniors (2)			Minnesota: 1		Zakai Zeigler (zuh-KY ZEE-glur)
Grant Hurst (R.Jr.)			Missouri: 1		Garrett Medenwald (MAY-dihn-wald)
Felix Okpara			New York: 1		

2024-25 SCHEDULE

OCTOBER

SUNDAY	OCT. 27	INDIANA (EXHIB.)	KNOXVILLE, TENN.	3 P.M.	SECN+
--------	---------	------------------	------------------	--------	-------

NOVEMBER

MONDAY	NOV. 4	GARDNER-WEBB	KNOXVILLE, TENN.	7 P.M.	SECN+
Saturday	Nov. 9	at Louisville	Louisville, Ky.	12 p.m.	ACCN
WEDNESDAY	NOV. 13	MONTANA	KNOXVILLE, TENN.	7 P.M.	SECN+
SUNDAY	NOV. 17	AUSTIN PEAY	KNOXVILLE, TENN.	3 P.M.	SECN+
Thursday	Nov. 21	vs. Virginia^	Nassau, Bahamas	9:30 p.m.	CBSSN
Friday	Nov. 22	vs. Baylor/St. John's^	Nassau, Bahamas	7 p.m. or 9:30 p.m.	CBSSN
WEDNESDAY	NOV. 27	UT MARTIN	KNOXVILLE, TENN.	4 P.M.	SECN+

DECEMBER

TUESDAY	DEC. 3	SYRACUSE+	KNOXVILLE, TENN.	7 P.M. OR 7:30 P.M.	ESPN/ESPN2
Tuesday	Dec. 10	vs. Miami%	New York, N.Y.	6:30 p.m.	ESPN
Saturday	Dec. 14	at Illinois	Urbana-Champaign, Ill.	5:30 p.m.	FOX
TUESDAY	DEC. 17	WESTERN CAROLINA	KNOXVILLE, TENN.	7 P.M.	SECN+
MONDAY	DEC. 23	MIDDLE TENNESSEE STATE	KNOXVILLE, TENN.	7 P.M.	SECN
TUESDAY	DEC. 31	NORFOLK STATE	KNOXVILLE, TENN.	3 P.M.	SECN+

JANUARY

SATURDAY	JAN. 4	ARKANSAS*	KNOXVILLE, TENN.	1 P.M.	ESPN
Tuesday	Jan. 7	at Florida*	Gainesville, Fla.	7 p.m.	ESPN2/ESPNU
Saturday	Jan. 11	at Texas*	Austin, Texas	6 p.m.	ESPN/ESPN2
WEDNESDAY	JAN. 15	GEORGIA*	KNOXVILLE, TENN.	8 P.M.	SECN
Saturday	Jan. 18	at Vanderbilt*	Nashville, Tenn.	3:30 p.m.	SECN
TUESDAY	JAN. 21	MISSISSIPPI STATE*	KNOXVILLE, TENN.	7 P.M.	ESPN2/ESPNU
Saturday	Jan. 25	at Auburn*	Auburn, Ala.	8:30 p.m.	ESPN/2
TUESDAY	JAN. 28	KENTUCKY*	KNOXVILLE, TENN.	7 P.M.	ESPN

FEBRUARY

SATURDAY	FEB. 1	FLORIDA*	KNOXVILLE, TENN.	12 P.M. OR 2 P.M.	ESPN/ESPN2
WEDNESDAY	FEB. 5	MISSOURI*	KNOXVILLE, TENN.	7 P.M.	SECN
Saturday	Feb. 8	at Oklahoma*	Norman, Okla.	12 p.m.	ESPN/ESPN2
Tuesday	Feb. 11	at Kentucky*	Lexington, Ky.	7 p.m.	ESPN
SATURDAY	FEB. 15	VANDERBILT*	KNOXVILLE, TENN.	1 P.M.	SECN
Saturday	Feb. 22	at Texas A&M*	Bryan- College Station, Texas	12 p.m.	ESPN/ESPN2
Tuesday	Feb. 25	at LSU*	Baton Rouge, La.	9 p.m.	SECN

MARCH

SATURDAY	MARCH 1	ALABAMA*	KNOXVILLE, TENN.	1 P.M. OR 4 P.M.	ABC/ESPN
Wednesday	March 5	at Ole Miss*	Oxford, Miss.	9 p.m.	ESPN2/ESPNU
SATURDAY	MARCH 8	SOUTH CAROLINA*	KNOXVILLE, TENN.	2 P.M.	SECN
Wed.-Sun.	March 12-16	SEC Tournament	Nashville, Tenn.	TBD	TBD

Home game, played at Thompson-Boling Arena at Food City Center, in **BOLD CAPS**

* SEC game

^ Continental Tire Baha Mar Championship (Nassau, Bahamas)

+ SEC/ACC Challenge (Knoxville, Tenn.)

% Jimmy V Classic (New York, N.Y.)

All Times Eastern & Subject to Change

OUTLOOK

PLAYERS

STAFF

REVIEW

RESULTS

RECORDS

HONORS

POSTSEASON

VOLMANAC

MEDIA INFO

■ STAY UPDATED



@Vol_Hoops



@Vol_Hoops



/TennesseeBasketball



UTsports.com



2024-25 QUICK FACTS

UNIVERSITY INFORMATION

Location: Knoxville, Tenn.
Founded: 1794
Enrollment: 38,728
Colors: Orange (PMS 151) & White
Nickname: Volunteers
Mascot: Smokey
Conference: Southeastern
Arena: Thompson-Boling Arena at Food City Center (21,678)
University President: Randy Boyd
Knoxville Chancellor: Dr. Donde Plowman
Faculty Representative: Dr. Matt Harris
Director of Athletics: Dr. Danny White
Athletic Department Phone: 865-974-1220
Ticket Office Phone: 1-800-332-8657
Website: UTSports.com
Flagship Radio Station: 99.1 The Sports Animal (WNML)
Radio Broadcasters: Bob Kesling & Bert Bertelkamp

STRATEGIC COMMUNICATIONS

Basketball SID: Alex Schwartz
Phone: 865-974-7501 (O) | 609-802-3674 (C)
E-mail: alexschwartz@tennessee.edu
X/Twitter: @AlexJSchwartz
Secondary Contact: Preston Jones
Phone: 865-974-5270 (O) | 865-919-3300 (C)
E-mail: pjoness54@vols.utk.edu
X/Twitter: @Preston_Jones13

Team Twitter/Instagram: @Vol_Hoops
Team Facebook: /TennesseeBasketball
Scorer's Table Phone: 865-974-0110

SID Mailing Address: P.O. Box 15016, Knoxville, TN 37901
Overnight Address: 1551 Lake Loudoun Blvd. Room AG007 Knoxville, TN 37996

HEAD COACH

Head Coach: Rick Barnes (Lenoir-Rhyne, 1977)
Career Record: 806-415 (37 Years), .660 Win Pct.
Record at Tennessee: 202-101 (Nine Years), .667 Win Pct.
SEC Record: 100-61 (Nine Years), .621 Win Pct.
Basketball Office Phone: 865-974-1207

PROGRAM HISTORY

First Year of Basketball: 1908-09 (*no team in 1943-44*)
All-Time Record: 1,744-1,095-2 (.614) (115 seasons)
All-Time SEC Record: 802-603 (.571) (91 seasons)
SEC Regular Season Championships: 11 (1936, '41, '43, '67, '72, '77, '82, 2000, '08, '18, '24)
SEC Tournament Championships: 5 (1936, '41, '43, '79, 2022)
NCAA Tournament Appearances: 26 (1967, '76, '77, '79, '80, '81, '82, '83, '89, '98, '99, 2000, '01, '06, '07, '08, '09, '10, '11, '14, '18, '19, '21, '22, '23, '24)
All-Time NCAA Tournament Record: 28-27
Last NCAA Tournament Finish: Elite Eight, 2024
Best NCAA Tournament Finish: Elite Eight, 2010 & 2024
NIT Appearances: 13 (1945, '69, '71, '84, '85, '88, '90, '92, '96, 2003, '04, '12, '13)
All-Time NIT Record: 13-12
Last NIT Finish: First Round, 2013
Best NIT Finish: Third Place, 1969 & 1985

2023-24 RECAP

Overall Record: 27-9
Home / Away / Neutral: 14-2 / 8-3 / 5-4
SEC Record: 14-4
Home / Away: 7-2 / 7-2
SEC Finish: 1st
Final Ranking (AP / Coaches): 5 / 5
NCAA Tournament Result: Elite Eight

2024-25 ROSTER DATA

Starters Returning / Lost: 1 / 4
Other Players Returning / Lost: 6 / 4
Scholarship Newcomers: 8 (5 on scholarship)

2024-25 ROSTER DATA CONT'D

Starters Returning*: 1									
#	Name	Pos.	Ht.	Cl.	PPG	RPG	APG	Misc.	
5	Zakai Zeigler	G	5-9	Sr.	11.8	2.8	6.1	1.7 SPG	
Starters Lost*: 4									
#	Name	Pos.	Ht.	Cl.	PPG	RPG	APG	Misc.	
0	Jonas Aidoo	F	6-11	Jr.	11.4	7.3	1.0	1.8 BPG	
30	Josiah-Jordan James	G	6-7	5th	8.4	6.4	1.9	1.4 SPG	
3	Dalton Knecht	G	6-6	5th	21.7	4.9	1.8	39.7 3P%	
25	Santiago Vescovi	G	6-3	5th	6.3	3.7	2.5	79.6 FT%	

* started at least 50 percent of last season's games

Other Players Returning: 6

#	Name	Pos.	Ht.	Cl.	PPG	RPG	APG	Misc.	
43	Cameron Carr	G	6-5	So.	1.6	0.6	0.5	14 GP	
13	J.P. Estrella	F	6-11	So.	1.6	0.8	0.1	71.4 FG%	
11	Jordan Gainey	G	6-3	Sr.	6.8	1.7	1.2	87.0 FT%	
23	Grant Hurst*	G	6-2	RJr.	0.0	0.3	0.0	4 GP	
15	Jahmai Mashack	G	6-4	Sr.	4.5	3.1	1.3	44.8 FG%	
12	Cade Phillips	F	6-9	So.	0.9	1.4	0.4	13 GP	

Other Players Lost: 4

#	Name	Pos.	Ht.	Cl.	PPG	RPG	APG	Misc.	
11	Tobe Awaka	F	6-8	So.	5.1	4.6	0.3	35 GP	
35	Colin Coyne*	F	6-9	Sr.	0.5	0.3	0.0	4 GP	
1	Freddie Dilione V	G	6-5	RFr.	1.7	0.6	0.8	18 GP	
44	D.J. Jefferson	G	6-5	RFr.	3.0	2.0	0.0	1 GP	

Newcomers: 8 (2023-24 statistics listed for transfers)

#	Name	Pos.	Ht.	Cl.	PPG	RPG	APG	Misc.	
2	Chaz Lanier	G	6-4	5th	19.7	4.8	1.8	44.0 3P%	
3	Bishop Boswell	G	6-4	Fr.	--	--	--	--	
7	Igor Miličić Jr.	F	6-10	Sr.	12.8	8.5	1.7	37.6 3P%	
8	Darlistone Dubar	G	6-6	5th	17.8	6.8	1.4	39.9 3P%	
21	Campbell Duncan*	G	6-6	Fr.	--	--	--	--	
24	Gavin Paul*	G	5-10	Fr.	--	--	--	--	
34	Felix Okpara	F	6-11	Jr.	6.6	6.4	0.5	2.4 BPG	
35	Ben Linnemeyer*	F	6-6	Fr.	--	--	--	--	

* walk-on

RETURNING PRODUCTION

Statistic	'23-'24	Lost	Return	Pct.	Per Gm.
Points	2,836	1,929	907	32.0	25.2
Field Goals	979	684	295	30.1	8.2
3-Pointers	315	185	130	41.3	3.6
Free Throws	563	376	187	33.2	5.2
Rebounds*	1,291	969	322	24.9	8.9
Assists	600	277	323	53.8	9.0
Blocks	166	136	30	19.9	0.8
Steals	280	155	125	44.6	3.5
Starts	180	142	38	21.1	--
Minutes	7,200	4,488:42	2,711:18	37.7	--

* excludes team rebounds

RETURNING LEADERS

Statistic	First (Total Per Gm.)	Second (Total Per Gm.)
Points	Zakai Zeigler (424 11.8)	Jordan Gainey (246 6.8)
Field Goals	Zakai Zeigler (134 3.7)	Jordan Gainey (80 2.2)
FG Pct.*	Jahmai Mashack (44.8)	Zakai Zeigler (39.3)
3-Pointers	Zakai Zeigler (72 2.0)	Jordan Gainey (43 1.2)
3P Pct.*	Zakai Zeigler (34.4)	Jordan Gainey (29.1)
Free Throws	Zakai Zeigler (84 2.3)	Jordan Gainey (57 1.3)
FT Pct.*	Jordan Gainey (87.0)	Jahmai Mashack (72.0)
Rebounds	Jahmai Mashack (111 3.1)	Zakai Zeigler (101 2.8)
Assists	Zakai Zeigler (218 6.1)	Jahmai Mashack (46 1.3)
Blocks	Jahmai Mashack (11)	Jordan Gainey (7)
Steals	Zakai Zeigler (62 1.7)	Jordan Gainey (31 0.9)
Starts	Zakai Zeigler (30)	Jahmai Mashack (8)
Minutes	Zakai Zeigler (1,138 31.6)	Jordan Gainey (661 18.4)

* min. 1.5 attempts per game

2023-24 SEASON RECAP NOTES

SEC CHAMPIONS

- Tennessee, aided by a 13-2 stretch, finished 14-4 to claim the SEC regular season crown for the 11th time, notching its sixth outright championship.
- This was the 13th campaign in which the Volunteers won at least one of the two SEC crowns, including the third in the last seven years.

ELITE EIGHT

- Second-seeded Tennessee, on 3/29/24, beat No. 11-ranked, third-seeded Creighton, 82-75, at Little Caesars Arena in Detroit to reach the Sweet 16.
- The Volunteers made the Elite Eight for the second time ever. They also did so in 2010, seeded sixth.

TOP-FIVE FINISH

- The Volunteers finished fifth in both major national polls. The AP mark tied their best closing spot ever (2021-22, 2007-08) and the Coaches Poll broke the program record (seventh in 2007-08).
- Tennessee finished fifth in KenPom after placing sixth in 2022-23 and ninth in 2021-22. Prior to this three-year stretch, its best mark in the KenPom era (since 1996-97) was No. 10 in 2018-19 (also under Rick Barnes) and 2013-14.

VARIETY OF VICTORIES

- The Volunteers posted 27 wins, their fifth time ever hitting that mark. Three of those campaigns have come in the last six years under Rick Barnes.
- Tennessee had 24 regular season triumphs, tying the 1999-2000 season for the third-most in program history. It won 28 in 2007-08 and 27 in 2018-19. Two of UT's top four marks all-time are under Barnes.
- The Volunteers finished with eight true road wins, matching 2017-18 and 1999-2000 for the program's second-highest total ever. The 2007-08 team logged nine.
- Tennessee's 14 SEC victories put it in a five-way tie for its fourth-most ever. It claimed 16 such decisions in 1976-77, as well as 15 in both 2018-19 and 1966-67.
- With seven AP top-25 wins, Tennessee tied the program record set in 2021-22. It has won six-plus such games in three straight years after doing so thrice before (2006-07, 1999-2000 and 1976-77).
- Tennessee notched four AP top-15 victories, tied for its third-most ever. It was the third straight year the Volunteers logged at least four after doing so just once previously. They had six in 2021-22, five in 2022-23 and four in 1976-77.

ONE OF BARNES' BEST SEASONS

- Tennessee head coach Rick Barnes became the 15th DI coach to log 800 victories, the third to win 200 games at UT and the 24th to earn 100 SEC victories.
- The fifth-place finish on KenPom marked the co-second-highest of Barnes' coaching career, tying his 2010 -11 team at Texas and trailing just his third-place spot in 2005-06 at Texas. However, Tennessee's +26.61 adjusted efficiency mark actually set a career best, passing the +26.24 mark in 2018-19.
- The Volunteers also earned a 21.81 score in College Basketball Reference's Simple Rating System (SRS) metric, their best mark ever since the stat began in 1949-50. Their four best scores ever are all under Rick Barnes, with each of the last three seasons included in that group. The 21.81 ledger marked the second-best for Barnes, narrowly trailing the 21.89 score for the 2005-06 Texas team.

KNECHT-ION

- SEC Player of the Year and Julius Erving Award recipient Dalton Knecht—a consensus First Team All-American, the AP NPOY runner-up and a finalist for both the Naismith Trophy and Wooden Award—scored 780 points, second-most ever in a campaign by a Volunteer and fifth-most in DI in 2023-24.
- Knecht won the SEC scoring title and placed eighth nationally with 21.7 ppg. He and the Lady Vols' Rickea Jackson (20.2), also the SEC scoring champion, formed one of only two same-school duos with a 20-ppg scorer in men's and women's basketball, joining Tulsa's P.J. Haggerty (21.2) and Temira Poindexter (21.0).
- Knecht finished first among all DI players in outings with 35 points (six), 37 points (five) and 39 points (three).
- The three 39-point games tied the Tennessee single-season record and matching the second-highest mark in a full Volunteer career.
- The five 37-point showings set a new Tennessee single-season record and put him second in a Volunteer career.
- The six 35-point outings on the year set single-season Tennessee record and ranked co-third in a full UT career.
- Before Knecht did so in Jan. 2024, the last SEC player with back-to-back 35-point games was Shaquille O'Neal in Feb. 1991.
- Knecht totaled eight 30-point performances in 2023-24, co-fourth-most at Tennessee in a single season and co-seventh-most by a Volunteer in a complete career.
- The fifth-year guard averaged 24.8 points per game across 11 road outings, the third-best mark among all DI players and the second-best ledger by an SEC competitor in the last 20 seasons (2004-24).
- Knecht's 25.5 scoring average in SEC play led all DI players in league-only action and put him second among all SEC players over the last 20 campaigns (2004-24).

DEFENSIVE DYNAMO

- Zakai Zeigler became the second Volunteer to win SEC Defensive Player of the Year, joining Yves Pons (2019-20), and the third player under 6-foot to do so, alongside Tremont Waters (2018-19) and Tyler Ulis (2015-16).
- Zeigler is one of four three-time All-SEC Defensive Team designees ever, alongside Reginald Buckner (2010-13), Jeffrey Taylor (2009-12) and Jarvis Varnado (2007-10).
- A First Team All-SEC pick by the league's coaches, Zeigler was one of 10 semifinalists for Naismith Defensive Player of the Year for the second straight season.

5x1,000

- Tennessee was one of eight teams with five 1,000-point scorers, alongside Arkansas, James Madison, Nebraska, St. Bonaventure, St. John's (six), TCU and Villanova.
- The Volunteers were one of 16 teams with four 1,100-point scorers, joining Arkansas, Auburn, Creighton, Florida, Gonzaga, James Madison (five), Memphis, Nebraska, North Carolina, NC State, St. Bonaventure, St. John's (five), Texas, TCU (five) and Villanova (five).

MISCELLANEOUS

- Of the 17 non-Volunteers who made an All-America team from one of the four primary outlets, Tennessee faced 10 of them and played three of them twice.
- The Volunteers used just three starting lineups in 2023 24 and opened with the same five 28 games in a row. Its top eight minute-getters totaled only two missed games, including just one by a starter.

OUTLOOK

PLAYERS

STAFF

REVIEW

RESULTS

RECORDS

HONORS

POSTSEASON

VOLMANAC

MEDIA INFO



PROGRAM NOTES

TOP-TIER TAKEDOWNS

- The Volunteers are 15-5 in their last 20 games versus AP top-15 teams, dating back to 12/22/21.
- Tennessee is 8-4 in its last 12 games against AP top-10 teams, dating to 12/22/21 against sixth-ranked Arizona.
- The Volunteers are 5-3 in their last eight contests versus AP top-five foes, going back to 2/15/22 versus fourth-ranked Kentucky.
- In the past four years (2020-24), Tennessee leads all SEC teams with 22 AP top-25 wins, good for four more than any other SEC program (Alabama has 17) and the fifth-most in the country.
- In that same four-year span, UT has five AP top-five wins, tied with Arizona, Gonzaga and Michigan State for the most in the nation.
- Over the same four years, UT also leads the SEC in wins over teams in the AP top 20, top 15 and top 10. Its 20 top-20 triumphs rank co-fourth nationally alongside Purdue and Texas. Its 17 top-15 victories match Baylor for second-most. Its eight top-10 wins sit co-eighth alongside North Carolina and Texas.
- The eight AP top-10 triumphs during that time are: #1 Alabama (2/15/23), #3 Kansas (11/25/22), #3 Auburn (2/26/22), #4 Kentucky (2/15/22), #5 Kentucky (3/12/22), #6 Arizona (12/22/21), #10 Texas (1/28/23) and at #10 Kentucky (2/3/24).
- Over the last four seasons (2020-24), UT has played 38 games against AP top-25 foes, the most in the league, posting a 22-16 (.579) ledger. The Vols are the only SEC team, regardless of number of games, with a winning record against ranked teams in that span. Auburn is a distant second at 11-12 (.478).
- Tennessee (38), Alabama (36) and Arkansas (34) are the only SEC teams to play over 30 ranked foes since the start of the 2020-21 campaign.
- Tennessee is 22-22 (.500) against top-15 teams in Rick Barnes' tenure, including 15-5 (.750) in its last 20 such games. It is 13-13 (.500) versus top-10 foes, including 11-7 (.611) in its last 18 such contests. UT is 9-8 (.562) against top-five opponents under Barnes, including 5-3 (.625) in its last eight such affairs. It is also 4-5 (.444) versus top-three teams in his tenure, including 3-3 (.500) in its last six such games.
- Under Barnes, the Volunteers are 11-4 (.733) at Food City Center when facing top-15 teams, including a 7-1 (.875) mark with six straight wins against top-10 foes. In addition, UT is a perfect 5-0 versus top-five teams in Knoxville with Barnes at the helm.
- The Vols won 12 straight home games against AP top-25 foes from 1/30/21 to 2/28/24. That is an SEC record, per CBS Sports, and the longest in DI since Kansas had 17 straight from 1/11/14 to 2/13/17. Nine of those victories were versus top-15 foes, with five against the top 10 and three over top-five teams.

HAPPY AT HOME

- Over the last four seasons (2020-24), the Volunteers own a 57-7 (.891) overall record at Food City Center.
- In nine seasons under head coach Rick Barnes, the Volunteers are 122-24 (.836) at Food City Center. Twice during the Barnes era, Tennessee has gone undefeated at home: 18-0 in 2018-19 and 16-0 in 2021-22.

WINNING WAYS

- Over the last seven seasons (2017-24), Tennessee paces all SEC programs in total wins (171) and is tied for first in postseason victories (18), while placing a narrow second in winning percentage (.722). In that span, UT has three SEC titles, winning the regular season in 2018 and 2024, as well as the tournament in 2022.
- The 171 wins for Tennessee over the last seven years rank co-eighth nationally and mark the highest total in a seven year stretch in program history. Only Kansas (191), Duke (185), Purdue (182) and Virginia (176) have more among schools in a Power Six league that entire time.
- In that same seven-year stretch, the Volunteers are one of only two SEC teams with an overall winning percentage of over .700, alongside Auburn (.723).
- In SEC play over the same seven-year period, Tennessee (.86-.39; .688) is second in the league, behind Kentucky (.87-.38; .696), in both victories and winning percentage. Only Auburn (.81-.45; .643) and Alabama (.78-.48; .619) have even 70-plus wins.
- Over just the last three seasons (2021-24), Tennessee owns a 79-28 (.7383) overall record. That is good for the most victories and the best winning percentage of any SEC team in that span. Auburn ranks second at 76-27 (.7379) during that time.

AMAZING ATTENDANCE

- In each of the last five non-COVID-impacted seasons, Tennessee placed top-five nationally in average home attendance. The Volunteers drew an average of 19,664 fans in 2023-24, fourth-most in the country.
- Tennessee's total number of season tickets sold in 2023-24 (14,500) exceeded the average home attendance of all but 15 DI programs.
- Four of the six largest regular season single-game attendance totals in 2023-24 were in Knoxville.
- Tennessee posted the highest combined MBB/WBB attendance (451,142) in DI in 2022-23. In 2023-24, UT placed third (447,813), despite just 31 total games.
- In Rick Barnes' nine seasons, Tennessee has played in front of a home crowd of at least 20,000 on 37 occasions (28-9), with 26 sellouts (20-6).
- In 2022-23, the Volunteers had five sellouts, at the time tying an arena single-season record. Tennessee well eclipsed that mark in 2023-24 by selling out eight home games, its most ever at Food City Center: Illinois (12/9/23), Ole Miss (1/6/24), Alabama (1/20/23), LSU (2/7/24), Vanderbilt (2/17/24), Texas A&M (2/24/23), Auburn (2/28/24) and Kentucky (3/9/23). Four of those were over-capacity crowds, with the last three above 22,000.

NBA DRAFT NOTES

- With Dalton Knecht selected No. 17 in the 2024 NBA Draft, the highest mark for a Volunteer since 2002, Tennessee became one of six schools with a player drafted in each of the last four years. The others are Baylor, Connecticut, Duke, Gonzaga and Kentucky.
- Tennessee is one of six schools to produce at least eight NBA Draft choices since 2019, alongside Connecticut, Duke, Gonzaga, Kentucky and Michigan.
- The Volunteers are also one of 15 teams with at least four first-round draftees since 2019. The others are Alabama, Arizona, Auburn, Baylor, Connecticut, Duke, Florida State, Gonzaga, Kansas, Kentucky, Michigan, North Carolina, USC and Virginia.

PROGRAM/COACH NOTES

SIX IN A ROW

- Tennessee has reached every NCAA Tournament since 2018. The six straight bids tie 2006-11 for the longest streak in program history.
- Tennessee is tied with Houston and Kansas (due to a vacated appearance) for the fourth-longest active NCAA Tournament streak in the nation, trailing only Michigan State (26), Gonzaga (25) and Purdue (nine). Baylor and Colgate are next with five.
- The Volunteers' current streak includes three—2018, 2023 and 2024—of their 10 all-time Sweet 16 appearances and their second Elite Eight trip ever.
- Tennessee earned a top-five seed in each of its six NCAA Tournament trips under Rick Barnes: No. 3 in 2018, No. 2 in 2019, No. 5 in 2021, No. 3 in 2022, No. 4 in 2023 and No. 2 in 2024. The most recent mark matched 2019, 2008 and 2006 for the Volunteers' best position ever.

POLL VOLS

- Tennessee has appeared in every AP Poll since the 2021-22 preseason rankings, a total of 59 releases in a row, vastly surpassing the prior program record of 37 from March 1999 to Feb. 2001. The Volunteers have been in the top 10 in 32 of those 59 releases, including the top five on 13 occasions.
- Tennessee's 59-week streak is the third-longest in the country, behind only Houston (85) and Kansas (64). The only other team at even 40-plus is Arizona (57).
- Dating back to the 2020-21 preseason poll, UT has made 73 of 76 releases (not the final three of 2020-21), with 38 top-10 spots and still 13 in the top five.
- Tennessee peaked at fourth in 2023-24, ascended to second in 2022-23, ended 2021-22 at a season-best fifth and placed as high as sixth in 2020-21.
- The Volunteers, who reached No. 1 in 2018-19, have been in the AP top six in five of the past six years, including each of the last four, after hitting that mark six times in program history before Rick Barnes' tenure.
- Tennessee has been in the AP top five in four of the last six seasons, including each of the past three. It achieved that feat five times before Barnes' arrival (2007-08, 2000-01, 1999-2000, 1967-68 and 1958-59).
- UT's active 15-week AP top-10 streak (12/18/23 to 4/9/24) through the 2023-24 season is the second longest in program history. Three of the Volunteers' five all-time double-digit streaks have come in the last six years under Rick Barnes.

HIGH-CALIBER COMPANY

- Tennessee, Arizona, Kansas and Purdue are the only four teams to earn an AP top-five ranking in each of the past three seasons (2021-24).
- In addition, Tennessee, Alabama, Baylor, Houston and Kansas are the only five schools ranked in the AP top six each of the past four years (2020-24).
- Tennessee is one of only six teams to reach the AP top six in five of the last six seasons (2018-24), joining Baylor, Duke, Gonzaga, Kansas (all six) and Kentucky. Those are six of the only 10 schools in the AP top five in at least four of the past six years, alongside Michigan, Michigan State, North Carolina and Virginia.
- The Volunteers are one of only 12 teams to earn an AP top-two ranking in at least two of the past six seasons. The others are Arizona, Baylor (three), Connecticut, Duke (four), Gonzaga (five), Kansas (four), Kentucky, Michigan, Purdue, UCLA and Virginia.

DYNAMITE "D" A UT TRADEMARK

- The Volunteers finished third in KenPom adjusted defensive efficiency in 2023-24 with a 90.2 mark.
- In 2022-23, Tennessee led the nation in that category with an 87.5 mark. It placed first for 15 total weeks.
- In five of the last seven seasons, UT has finished top-10 in that stat: third in 2023-24, first in 2022-23, third in 2021-22, fourth in 2020-21 and sixth in 2017-18.
- Tennessee, through 2023-24, has won 35 times in a row when holding its foe under 60 points. It has won 46 straight when allowing 50 points or fewer, since 12/29/12.

IN-STATE SUCCESS

- Tennessee is 14-1 (.933) in its last 15 games against in state opponents and is 31-6 (.838) overall against fellow Volunteer State foes under Rick Barnes.
- Those 31 wins are against Vanderbilt (15x), Tennessee Tech (6x), ETSU (3x), Lipscomb (2x), Austin Peay, Chattanooga, Memphis, Tennessee State and UT Martin.

DOMINANT DECISIONS

- Since the start of the 2022-23 campaign, Tennessee has 23 wins by 20-plus points. Twelve of them, a single-season program record, came in 2022-23.
- Of Tennessee's 25 SEC wins over the last two years, 11 are by at least 20 points (five in 2022-23, six in 2023-24).
- Over the last two seasons, the Volunteers have 14 wins by 30-plus points (nine in 2022-23, five in 2023-24), including 10 by 35-plus (four and six, respectively) and four by 40-plus (all in 2022-23).

BEATING THE BEST

- Under Rick Barnes, Tennessee has 38 total victories over 12 NCAA champions: Arizona, Arkansas (7x), Cincinnati, Duke, Florida (9x), Kansas (2x), Kentucky (11x), Louisville, Maryland, North Carolina, NC State (2x) and Wisconsin.
- Tennessee also owns non-conference wins under Barnes over schools such as Colorado, Creighton, Georgia Tech, Gonzaga, Illinois, Iowa, Memphis, Purdue, Texas, Wake Forest, Washington, West Virginia and VCU.
- In his 37 years as a head coach, Barnes owns 178 total wins over 28 (of the 37) programs with a national title. He has never met six of the other nine.

DANCING ONCE AGAIN

- In 2023-24, Rick Barnes led his team to the NCAA Tournament for the 28th time, tied with Bob Knight for fourth in DI history. Only Mike Krzyzewski (36), Jim Boeheim (35) and Roy Williams (30) earned more bids.
- Barnes is one of 15 coaches (five active) to lead four different DI schools to the NCAA Tournament. He is also one of 12 coaches (five active) to guide three DI programs to the Sweet 16.

HALL CALL

- Rick Barnes was announced on 12/21/23 as a first-time nominee for the Naismith Memorial Basketball Hall of Fame. He was among 17 first-time picks on the 2024 North American ballot, alongside Vince Carter, Mike Gminski, Bill Laimbeer, the 2008 U.S. Olympic Redeem Team and more.
- Nominees from other groups included individuals such as Seimone Augustus (women's player), Andrei Kirilenko (international player) and Jerry West (contributor).
- Barnes was one of three active college coaches on the ballot, joining Memphis' Penny Hardaway (nominated as a player) and Miami's Jim Larranaga.

OUTLOOK

PLAYERS

STAFF

REVIEW

RESULTS

RECORDS

HONORS

POSTSEASON

VOLMANAC

MEDIA INFO



COACH NOTES

■ CAREER WINS - ALL-TIME DI HEAD COACHES			
RANK	COACH	SCHOOLS	WINS
1	Mike Krzyzewski	Two	1,202
2	Jim Boeheim	One	1,015
3	Bob Huggins	Five (four DI)	935
4	Jim Calhoun	Three (two DI)	920
5	Roy Williams	Two	903
6	Bob Knight	Three	902
7	Dean Smith	One	879
8	Adolph Rupp	One	876
9	Cliff Ellis	Four	831
10	Jim Phelan	One	830
11	Rollie Massimino	Five (three DI)	816
12	John Calipari*	Three	813
T-13	Rick Barnes*	Five	806
T-13	Eddie Sutton	Five	806
15	Rick Byrd	Three (one DI)	805

through 2023-24 (min. 10 seasons as DI head coach)
* indicates active coach

■ CAREER WINS - ACTIVE DI HEAD COACHES			
RANK	COACH	SCHOOL	WINS
1	John Calipari	Kentucky	813
2	Rick Barnes	Tennessee	806
3	Bill Self	Kansas	795
4	Kelvin Sampson	Houston	764
5	Dana Altman	Oregon	755
6	Jim Larrañaga	Miami	740
7	Rick Pitino	St. John's	731
8	Mark Few	Gonzaga	715
9	Tom Izzo	Michigan State	707
10	Greg Kampe	Oakland	699

through 2023-24 (min. five seasons as DI head coach)

■ DI 25-WIN SEASONS - ACTIVE HEAD COACHES			
RANK	COACH	SCHOOL	TOTAL
1	Mark Few	Gonzaga	23
T-2	John Calipari	Kentucky	19
T-2	Bill Self	Kansas	19
4	Rick Pitino	St. John's	15
T-5	Randy Bennett	Saint Mary's	14
T-5	Tom Izzo	Michigan State	14
T-7	Rick Barnes	Tennessee	12
T-7	Matt Painter	Purdue	12
9	Kelvin Sampson	Houston	11
10	Thad Matta	Butler	10

through 2023-24 (min. five seasons as DI head coach)

■ DI 20-WIN SEASONS - ALL-TIME HEAD COACHES			
RANK	COACH	TOTAL	ACTIVE RANK
1	Mike Krzyzewski	37	
2	Jim Boeheim	34	
3	Dean Smith	30	
T-4	Bob Knight	29	
T-4	Roy Williams	29	
T-6	John Calipari	28	1st active
T-6	Bob Huggins	28	
T-6	Lute Olson	28	
T-9	Bill Self	26	T-2nd active
T-9	Dana Altman	25	T-2nd active
T-11	Mark Few	25	T-3rd active
T-11	Eddie Sutton	25	
T-11	Jerry Tarkanian	25	
T-14	Rick Barnes	24	T-5th active
T-14	Jim Calhoun	24	
T-14	Rick Pitino	24	T-5th active
T-14	Kelvin Sampson	24	T-5th active

through 2023-24 (only includes seasons as DI level)

■ GAMES COACHED - ALL-TIME DI HEAD COACHES			
RANK	COACH	TOTAL	ACTIVE RANK
1	Mike Krzyzewski	1,570	
2	Jim Boeheim	1,456	
3	Cliff Ellis	1,396	
4	Jim Phelan	1,354	
5	Jim Calhoun	1,317	
6	Bob Huggins	1,349	
7	Jerry Slocum	1,279	
8	Rollie Massimino	1,278	
9	Bob Knight	1,273	
10	Jim Larrañaga	1,240	1st active
11	Greg Kampe	1,236	2nd active
12	Rick Barnes	1,221	3rd active
13	Rick Byrd	1,208	
14	Lou Henson	1,191	
15	Lefty Driesell	1,180	

through 2023-24 (min. 10 seasons as DI head coach)

■ TOTAL SEASONS - ACTIVE HEAD COACHES			
RANK	COACH	SCHOOL	TOTAL
T-1	Greg Kampe	Oakland	40 (25 DI)
T-1	Jim Larrañaga	Miami	40 (38 DI)
3	Rick Barnes	Tennessee	37 (all DI)
T-4	Leonard Hamilton	Florida State	36 (all DI)
T-4	Rick Pitino	St. John's	36 (all DI)
T-6	Dana Altman	Oregon	35 (all DI)
T-6	Kelvin Sampson	Houston	35 (31 DI)
T-8	Lennie Acuff	Lipscomb	33 (five DI)
T-8	Steve Alford	Nevada	33 (29 DI)
T-8	Ron Cottrell	Houston Christian	33 (15 DI)

through 2023-24 (min. five seasons as DI head coach)

■ CONSECUTIVE SEASONS AS ACTIVE DI HEAD COACH			
RANK	COACH	SCHOOL	TOTAL
1	Greg Kampe	Oakland	40 (25 DI)
2	Jim Larrañaga	Miami	38 (all DI)
3	Rick Barnes	Tennessee	37 (all DI)
4	Dana Altman	Oregon	35 (all DI)
T-5	Steve Alford	Nevada	33 (29 DI)
T-5	Ron Cottrell	Houston Christian	33 (15 DI)
7	Bill Self	Kansas	31 (all DI)
T-8	Ron Hunter	Tulane	30 (26 DI)
T-8	Greg McDermott	Creighton	30 (23 DI)
T-9	Tom Izzo	Michigan State	29 (all DI)
T-9	Scott Nagy	Wright State	29 (19 DI)


through 2023-24 (min. five full seasons as DI head coach)

■ NCAA DI TOURN. BERTHS - ALL-TIME HEAD COACHES			
RANK	COACH	SCHOOLS	BERTHS
1	Mike Krzyzewski	Duke	36
2	Jim Boeheim	Syracuse	35
3	Roy Williams	Kansas, North Carolina	30
T-4	Rick Barnes*	Four schools	28
T-4	Bob Knight	Indiana, Texas Tech	28
T-5	Lute Olson	Iowa, Arizona	27
T-5	Dean Smith	North Carolina	27
T-8	Bob Huggins	Three schools	26
T-8	Tom Izzo*	Michigan State	26
10	Eddie Sutton	Four schools	25

through 2023-24 season * indicates active coach

■ AP NO. 1 AT TWO DI SCHOOLS - ALL-TIME HEAD COACHES	
COACH	SCHOOLS
Rick Barnes*	Texas, Tennessee
John Calipari*	UMass, Memphis, Kentucky (three)
Frank McGuire	St. John's, North Carolina, South Carolina (three)
Bruce Pearl*	Tennessee, Auburn
Rick Pitino*	Kentucky, Louisville
Eddie Sutton	Arkansas, Kentucky
Roy Williams	Kansas, North Carolina

* indicates active coach



PLAYERS



BISHOP BOSWELL

FRESHMAN
3

Guard • 6-4 • 203
Charlotte, N.C.
Myers Park
Communication Studies

HIGH SCHOOL

- Unanimously considered a four-star recruit and a top-eight prospect in the state of North Carolina.
- Placed No. 72 overall in the 247Sports Composite and No. 75 in the On3 Consensus rankings.
- Tabbed the No. 61 player in the country by ESPN and the No. 69 recruit nationally by Rivals.
- Three-time HighSchoolOT.com All-State designee, earning first-team status as a senior, second-team honors as a junior and third-team plaudits as a sophomore.
- Won back-to-back conference regular season and tournament titles his final two years.
- Averaged 11.5 points, 5.9 assists, 5.0 rebounds and 1.8 steals per game as a senior, earning NCBCA First Team All-District 9 and *Charlotte Observer* Second Team All-Area plaudits.
- Helped his team to a 27-3 record, 23 straight wins, a John Wall Holiday Invitational title and a state quarterfinal appearance.
- Put up 12.0 points, 5.3 assists, 4.3 rebounds and 1.7 steals per game his junior year and led Myers Park to a 4A state title, collecting MVP honors in the championship game.
- Also aided his team to a 28-4 record, an Arby's Classic championship and an appearance in the City of Palms Classic.
- Spent his first two prep years at South Mecklenburg High School, where he turned in a dominant sophomore campaign, averaging 20.5 points, 8.2 rebounds and 5.4 assists per game, garnering NCBCA Third Team All-District 9 and *Charlotte Observer* All-Area Honorable Mention recognition.
- Two-year letter winner in football, competing as a wide receiver as a freshman and sophomore, collecting all-conference honors the latter season.
- Played with multiple eventual Power Five players in high school, including Sir Mohammed (Notre Dame) and Elijah Strong (Boston College).
- Competed for the Team CP3 on the AAU circuit, including in the Nike EYBL.
- Among the notable Myers Park alumni are NFL quarterback Drake Maye, Charlotte head baseball coach Robert Woodard and former NBA player/NBA referee Haywoode Workman.

PERSONAL

- Full name is Bishop Rai Boswell.
- Born Sept. 15, 2005, in Charlotte, N.C.
- Mother, Brittany Boswell, is a massage therapist.
- Does not have any brothers or sisters.
- Majoring in communication studies.
- Interests outside of basketball include anime, fashion, football and music.
- Favorite athlete is Russell Westbrook because of the passion he plays with.
- Best sports memory is winning the 4A state championship as a junior.
- Committed to Tennessee over Georgia, Missouri, South Carolina, Wake Forest and Xavier.
- Chose Tennessee because of the coaching staff and the fans.
- Hails from the same hometown as six former Tennessee players, including one-and-done first-round pick Jaden Springer (2020-21), SEC Player of the Year honoree Tony White (1983-87) and two-time SEC Player of the Year designee Grant Williams (2016-19).
- Recipient of the Bertelkamp Basketball Scholarship Endowment Fund.



CAMERON CARR

SOPHOMORE
43

Guard • 6-6 • 189
Eden Prairie, Minn.
Link Academy (Mo.)
Communication Studies

Year	GP-GS	Min	Avg	Total FG-FGA	Pct	3-pt FG-FGA	Pct	FT-FTA	Pct	Rebs	Avg	PF-DQ	Ast	TO	Blk	Stl	Pts	Avg
23-24	14-0	59	4.2	8-27	.296	5-18	.278	2-3	.667	9	0.6	9-0	7	4	2	1	23	1.6
TOTAL	14-0	59	4.2	8-27	.296	5-18	.278	2-3	.667	9	0.6	9-0	7	4	2	1	23	1.6

HONORS

- 2023-24 First-Year SEC Academic Honor Roll

2023-24 — FRESHMAN

- Took part in 14 games, including six in SEC play and two in the NCAA Tournament, en route to compiling 23 points and seven assists in 60 minutes.
- Scored in half his appearances and made at least one 3-pointer in five of them.
- Ranked second on the team with 11 "One Fly, We All Fly" pregame dunks.
- Knocked down his lone shot attempt, a corner 3-pointer, in the Sweet 16 win versus No. 11 Creighton (3/29/24).
- Scored a career-best eight points and went 2-of-4 from beyond the arc, making multiple 3-pointers in a game for the first time, against Vanderbilt (2/17/24).
- Notched his first assist and rebound in SEC play during the victory at No. 10/8 Kentucky (2/3/24).
- Set new highs in rebounds (three), blocks (two) and minutes (10) in the win over Georgia Southern (12/12/23), adding two points.
- Made his official Tennessee debut in an season-opening triumph over Tennessee Tech (11/6/23).

HIGH SCHOOL

- Unanimously considered a four-star recruit and a top-three prospect in the state of Missouri.
- Labeled the No. 46 player in the country by Rivals, including eighth among shooting guards.
- Placed No. 54 in the On3 Consensus rankings, plus No. 56 overall and eighth among shooting guards in the 247Sports Composite.
- Attended Link Academy for his final two years, competing alongside Tennessee teammates Felix Okpara (2021-22), Cade Phillips (2022-23) and Ben Linnemeyer (2022-23), as well as VFL Julian Phillips (2021-22).
- During his senior year, helped the team win the GEICO Nationals championship and finish No. 1 in both the ESPN and MaxPreps national rankings.
- Scored a team-high 18 points on 6-of-10 shooting in the GEICO Nationals semifinal win over Sunrise Christian Academy and, earlier in the season, earned City of Palms Classic All-Tournament Team status.
- Took part in the elite NBPA Top 100 Camp in June 2022 in Kissimmee, Fla.
- Did not play during his junior season due to an injured left knee.
- Attended Manhattan High School in Manhattan, Kan., during his first two prep years—while his father was an assistant women's coach at Kansas State and his sister played there—playing junior varsity as a freshman and competing with the varsity team as a sophomore.
- Aided MoKan Elite—alongside players such as Omaha Biliew (Wake Forest/Iowa State), John Bol (Ole Miss) and Trey Green (Xavier)—to a 2022 Nike EYBL Peach Jam championship, posting a 5.7 assist-to-turnover ratio and shooting 35.0 percent from 3-point range.
- In addition to Carr, Linnemeyer, Okpara and Phillips, played alongside at least a dozen other future DI players during his two seasons at Link, including Biliew, Green, Elliot Cadeau (North Carolina), Corey Chest (LSU), Tarris Reed Jr. (Connecticut/Michigan), Jordan Walsh (Boston Celtics/Arkansas) and Ja'Kobe Walter (Toronto Raptors/Baylor).
- Among the notable Manhattan High School alumni are former governors Joan Finney (Kansas) and Frank B. Morrison (Nebraska), former NBA player and two-time NABC DII National Player of the Year Trevor Hudgins, former college basketball coach Tim Jankovich and College Football Hall of Fame linebacker Gary Spani.

PERSONAL

- Full name is Cameron Louis Christopher Carr.
- Born Nov. 21, 2004, in Eden Prairie, Minn.
- Parents are Chris Carr and Tanya Carr.
- Father, currently an assistant men's basketball coach at DII Drury University (Mo.), played six seasons in the NBA (1995-2001) and was the 1994-95 MVC Player of the Year and MVC Tournament MVP at Southern Illinois (1992-95).
- Father finished as the runner-up to Kobe Bryant in the 1997 NBA All-Star Saturday Night Slam Dunk Contest.
- Mother was a member of the Minnesota Timberwolves' dance team and is now a real estate analyst.
- Has four older sisters, Tayler, Tamika, Christianna and Nadja, the third of whom played college basketball at Kansas State (2018-21), Syracuse (2021-22) and Arkansas (2022-23), totaling 1,745 points, good for 11.5 per game.
- Majoring in communication studies.

continues...



PLAYERS

CARR (continued)

- Interests outside of basketball in going for walks, hanging out with teammates and playing video games.
- Favorite athlete is LeBron James.
- Best sports memory is winning the GEICO Nationals title during his senior year of high school.
- Pregame superstitions include controlled breathing and listening to R&B music.
- Committed to Tennessee over Kansas State, Louisville, Northwestern and Virginia, among other offers.
- Chose Tennessee because he thought it felt like home, was the best fit and would help prepare him for the next level.
- Second player in Tennessee history from the state of Minnesota, joining two-time First Team All-SEC selection Carl Widseth (1952-56).
- In addition to owning a wingspan just shy of 7-2 and a standing reach of 8-10, added 14 pounds to his frame between his freshman and sophomore seasons at Tennessee.
- Recipient of the Dane Bradshaw Endowed Athletic Scholarship.

CARR CAREER HIGHS

Points.....	8 vs. Vanderbilt (2/17/24)	FGs Made.....	3 vs. Vanderbilt (2/17/24)
Rebounds.....	3 vs. Georgia Southern (12/12/23)	FGs Attempted.....	7 vs. Vanderbilt (2/17/24)
Assists.....	3 vs. Tennessee Tech (11/6/23)	3Ps Made.....	2 vs. Vanderbilt (2/17/24)
Blocks.....	2 vs. Georgia Southern (12/12/23)	3Ps Attempted.....	4 vs. Vanderbilt (2/17/24)
Steals.....	1 vs. Vanderbilt (2/17/24)	FTs Made.....	2 vs. Saint Peter's in Charlotte (3/21/24)
Minutes.....	13:20 vs. Vanderbilt (2/17/24)	FTs Attempted.....	2 vs. Saint Peter's in Charlotte (3/21/24)



DARLINSTONE DUBAR

FIFTH-YEAR
8

Guard • 6-6 • 220

DAR-lin-stone doo-BAR

Charlotte, N.C.

Hofstra / Iowa State / Scotland Campus (Pa.)

Strategic & Digital Communications (graduate)

Year	GP-GS	Min	Avg	Total FG-FGA	Pct	3-pt FG-FGA	Pct	FT-FTA	Pct	Rebs	Avg	PF-DQ	Ast	TO	Blk	Stl	Pts	Avg
20-21*	16-7	231	14.5	14-41	.341	3-10	.300	6-13	.462	39	2.4	23-1	7	19	3	6	37	2.3
21-22^	32-31	949	29.6	146-270	.541	38-112	.339	43-61	.705	148	4.6	67-2	33	33	26	34	373	11.7
22-23^	35-35	877	25.0	144-282	.511	42-104	.404	31-43	.721	169	4.8	58-1	36	35	11	20	361	10.3
23-24^	33-33	1143	34.6	223-414	.539	73-183	.399	69-94	.734	224	6.8	56-1	47	47	31	39	588	17.8
TOTAL	116-106	3200	27.6	527-1007	.523	156-409	.381	149-211	.706	580	5.0	204-5	123	134	71	99	1359	11.7
Hofstra	100-99	2968	29.7	513-966	.531	153-399	.383	143-198	.722	541	5.4	181-4	116	115	68	93	1322	13.2
* at Iowa State				^ at Hofstra														

HONORS

- 2023-24 Second Team All-CAA

2023-24 — SENIOR (AT HOFSTRA)

- One of three players to compete in and start all 33 contests.
- Averaged 17.8 points, 6.8 rebounds, 1.4 assists, 1.2 steals and 0.9 blocks per game, finishing with a 53.9 percent field-goal clip, a 39.9 3-point percentage and a 73.4 percent free-throw ledger.
- Finished No. 19 on Hofstra's all-time scoring list with 1,322 points in just three seasons.
- Led the Pride in rebounding, defensive rebounding (5.2), blocks and 3-point percentage (min. 1.3PM/gm).
- Ranked second on the team in scoring, offensive rebounding (1.6), made field goals (223), made 3-pointers (73), made free throws (69) and free-throw attempts (94), plus finished third in steals, minutes, field-goal percentage and free-throw percentage.
- Accumulated eight double-doubles, five more than all his teammates combined, and had all five of the team's 20-point, 10-rebound showings.
- One of six DI players with 585 points, 220 rebounds, 45 assists, 35 steals and 30 blocks, joining Providence's Devin Carter (BIG EAST Player of the Year), Cleveland State's Tristan Enaruna (First Team All-Horizon League), Duke's Kyle Filipowski (consensus Second Team All-American), Morehead State's Riley Minix (Ohio Valley Player of the Year) and Utah State's Great Osobor (Mountain West Player of the Year).
- Only player in the nation to post the above stat line with fewer than 50 turnovers and/or a 38.0 percent 3-point clip, as well as one of two with 70-plus 3-pointers, alongside Carter.
- Per KenPom, finished No. 38 nationally in true shooting percentage (62.3) and No. 44 in effective field goal percentage (63.9).
- Ranked as the fourth-most efficient offensive player in the county (min. 15 possessions per game) by Synergy Sports.
- Led the CAA in field-goal percentage, placing No. 61 nationally, including No. 22 among players under 6-foot-8.
- Ranked third in the CAA in made field goals, fifth in total points (588) and total minutes (1,143), sixth in scoring average and minutes average, seventh in total defensive rebounds (172) and eighth in made 3-pointers.
- Finished ninth in the CAA in total rebounds (224), defensive rebounding average and 3-point makes per game (2.2), plus No. 10 in rebounding average and blocks average, No. 11 in total blocks (31) and co-No. 15 in both offensive rebounding average (1.6) and total offensive rebounds (52).
- In league-only competition, ranked second in field-goal percentage (52.8), fourth in made field goals (122), fifth in scoring average (18.0) and total points (324), plus sixth in minutes average (35.1) and total minutes (631).
- Ranked eighth in CAA-only play in made 3-pointers (39) and 3-point makes per game (2.2), ninth in total rebounds (125) and total defensive rebounds (95), No. 10 in defensive rebounding average (5.3), No. 11 in rebounding average (6.9), co-No. 13 in total steals (22), co-No. 14 in steals average (1.2) and co-No. 15 in made free throws (41).
- Scored double-figure points in 31 of 33 games, with 16-plus in 21, 20-plus in 12, 27-plus in four and 30 twice, all second-most on the team.
- Led the team in outings with six-plus (20), eight-plus (12), 10-plus (eight) and 12-plus (two) rebounds, as well as in multiple-block performances (nine), posting three-plus twice to rank second.
- Hit multiple 3-pointers in 23 outings and four-plus in six, both second-most on the team, while also ranking second in performances with double-digit made field goals (10) and multiple steals (11), finishing third in showings with three-plus steals (two), as well as dishing out multiple assists 13 times and reaching four-plus twice.
- Compiled six of the team's seven single-game showings of 11-plus rebounds, including both with 12-plus boards, and had the lone four-block performance.
- Tied for the most made field goals (12), made free throws (10) and free-throw attempts (12) in a game by a Hofstra player, as well as matched the second-highest single-game 3-point makes total (seven).
- Amassed 23-point, 11 rebounds, three steals and two blocks against Delaware (3/10/24) in the CAA Tournament quarterfinals, shooting 9-of-11 from the field and 4-of-4 at the line.
- Capped the regular season with 19 points, four rebounds, two assists and two steals at College of Charleston (3/2/24) on a 7-of-13 field-goal clip.

continues...



■ DUBAR *(continued)*

- Dropped 28 points on 11-of-3 shooting at UNC Wilmington (2/29/24), adding eight rebounds.
- Put up 17 points, nine rebounds and three assists versus Elon (2/24/24), shooting 7-of-12.
- Scored 24 points against Northeastern (2/17/24) on a 10-of-16 field-goal ledger, including a 4-of-7 mark from deep.
- Registered 21 points on 8-of-14 shooting at Monmouth (1/27/24), finishing 3-of-5 from deep and grabbing six rebounds.
- Produced a career-high-tying 30 points, 11 rebounds and two blocks at Stony Brook (1/22/24), shooting 11-of-14 from the floor, including 4-of-7 on 3-pointers, while playing all 40 minutes in his third straight double-double performance.
- Logged 27 points, 10 rebounds, four assists, two steals and two blocks versus Hampton (1/18/24), shooting 7-of-12 from the field and 10-of-12 at the line to set career highs in both free-throw categories.
- Posted the first of three straight 20-point, 10-rebound performances with 24 and a career-high 14, respectively, at Campbell (1/13/24), finishing 8-of-14 on field goals.
- Played all 40 minutes against Delaware (1/6/24), recording 18 points, nine rebounds, a season-best four steals and a 7-of-13 field-goal ledger.
- Accumulated 20 points, 12 rebounds, a career-high four blocks and two steals against College of Charleston (1/4/24).
- Put up 23 points, five rebounds, three blocks and two steals at St. John's (12/30/23) and shot 10-of-17 while playing the full 40 minutes.
- Had 17 points and four rebounds, finishing 7-of-10 from the floor, at UNLV (12/21/23).
- Excelled at No. 21/19 Duke (12/12/23), notching 24 points, eight rebounds and two blocks in 37 minutes, while shooting 8-of-13 overall, including 7-of-11 beyond the arc to set a career high in 3-point makes.
- Contributed a 13-point, 11-rebound double-double at Saint Louis (12/9/23), chipping in two steals.
- Accounted for 12 points, 10 rebounds, three assists and two blocks at Iona (12/6/23).
- In the first of three consecutive double-doubles, totaled 24 points and 10 rebounds in a win over eventual AAC regular season champion South Florida (11/30/23).
- Scored 16 points and played all but nine seconds in the win over Wright State in the Gulf Coast Showcase in Estero, Fla.
- Opened the Gulf Coast Showcase with career bests in points (30) and assists (five) in just 27 minutes against Buffalo (11/20/23), shooting 12-of-16 from the field to set a career high in makes and posting a 5-of-9 long-range mark to set a then-career best in 3-point makes.
- Totaled 18 points, six rebounds and a perfect 6-of-6 free-throw clip versus Princeton (11/10/23) in the second of 25 straight double-digit scoring performances to begin the year.

2022-23 — JUNIOR (AT HOFSTRA)

- Among four players to appear in all 35 games, tying the program single-season record, and one of three to start each contest.
- Averaged 10.3 points, 4.8 rebounds and 1.0 assist in 25.0 minutes per game, shooting 51.1 percent overall, 40.4 percent on 3-pointers and 72.1 percent at the line.
- Placed second on the Pride in rebounding, offensive rebounding (1.4), field-goal percentage (min. 2 FGM/gm) and 3-point percentage (min. 1 3PM/gm), as well as third in scoring, free-throw percentage (min. 1 FTM/gm), made field goals (144) and made 3-pointers (42).
- Tied for the second-most single-game made field without a miss (seven) by a CAA player.
- Ranked third on the team in outings with double-digit points (18), 15-plus points (10) and 22-plus points (two), as well as in showings with multiple made 3-pointers (13).
- Placed second with five-plus rebounds 18 times, led the way with seven-plus boards 10 times and once reached double figures, plus had multiple assists in nine appearances, two steals in four games and two blocks in three.
- Lone player on the team to make three 3-pointers in a game without a miss, plus collected the second-most rebounds in a single game (12).
- Ended the year with 16 points on 5-of-9 shooting and seven rebounds versus Cincinnati (3/18/23) in the second round of the NIT.
- Tallied 17 points, five rebounds and two assists in an NIT-opening victory at Rutgers (3/14/23), shooting 7-of-14 from the floor.
- Recorded 16 points on a perfect 7-of-7 field-goal clip, including hitting both his 3-pointers, against Drexel (2/13/23), adding four rebounds, two assists and one block.
- Notched 14 points on 6-of-8 shooting in just 19 minutes at Monmouth (2/11/23), adding three assists and two steals to tie season highs in both areas.
- In the second outing of a 12-game winning streak, put up 18 points on 8-of-11 shooting and eight rebounds at College of Charleston (1/28/23), tying a season high with 38 minutes.
- Compiled 14 points on a 7-of-12 field-goal mark, five rebounds, two assists and two blocks in a season-best 38 minutes at William & Mary (1/7/23).
- Scored 13 points on 5-of-8 shooting at Hampton (1/5/23), adding seven rebounds and two assists.
- Produced 16 points on a 7-of-10 field-goal clip against North Carolina A&T (12/31/22), adding seven boards.
- Poured in a season-best 23 points, plus grabbed seven rebounds, in just 18 minutes against Old Westbury (12/22/22), shooting 10-of-13 to set a season high in made field goals.
- Amassed 17 points on 5-of-7 shooting and four rebounds at South Florida (12/19/22).
- Registered 13 points, seven rebounds, two assists, two steals and two blocks against UMass (12/11/22) in the Hall of Fame Invitational in Brooklyn, N.Y.
- Scored 14 points on 5-of-9 shooting at fourth-ranked Purdue (12/7/22), chipping in two steals.
- Recorded 15 points and four rebounds, shooting 5-of-9 from the floor, against Quinnipiac (11/27/22) in the finale of the Northern Classic in Laval, Quebec.
- Accumulated 17 points on a 7-of-10 field-goal clip versus UNC Greensboro (11/26/22) in the Northern Classic.
- Logged 22 points and six rebounds against Iona (11/11/22), finishing 9-of-16 from the floor.
- Started the year with 11 points and a season-best 12 rebounds in a win at eventual NCAA regional semifinalist Princeton (11/7/22).

■ continues...

■ DUBAR *(continued)*

2021-22 — SOPHOMORE (AT HOFSTRA)

- One of three players to appear in all 32 games, ranking second on the team with 31 starts.
- Averaged 11.7 points, 4.6 rebounds, 1.0 assist and 1.1 steals in 29.6 minutes per game, while shooting 54.1 percent from the floor and 33.9 percent beyond the arc.
- Led the Pride in total blocks (26) and ranked second in offensive rebounding (1.2), while finishing second in made field goals (146), plus third in rebounding, minutes, field-goal percentage (min. 2 FGM/gm) and 3-point percentage.
- Placed No. 11 in the CAA in blocks average (0.8) and total blocks, No. 13 in field-goal percentage and No. 18 in scoring.
- In league-only competition, tied for No. 10 in the CAA in blocks average (0.7) and total blocks (12).
- Logged the second-most double-digit point totals (23) on the team and the third-most 15-point performances (10), registering 20-plus twice.
- Led Hofstra with six multiple-block performances, plus ranked third on the team in five-rebound (17) and seven-rebound (five) showings, entering double figures once.
- Recorded multiple steals on 11 occasions to rank third on the Pride, reaching three-plus thrice, as well as dished out multiple assists 10 times, with three-plus thrice, and hit multiple 3-pointers in nine appearances.
- Notched the top two single-game field-goal percentages (min. 5 FGA) on the team, twice recording an 87.5 clip (7-of-8).
- Tied for the top single-game block total by a Hofstra player (three, twice), as well as tied for the second-most steals (five).
- Scored 12 points in just 19 minutes, shooting 5-of-7, versus William & Mary (2/26/22).
- Put up 13 points on a 5-of-9 field-goal clip, three rebounds and two steals against Northeastern (2/19/22) to cap a six-game winning streak.
- Amassed 15 points and five rebounds at Delaware (2/12/22), going 7-of-8 from the field.
- Dropped 20 points on 8-of-14 shooting versus UNC Wilmington (2/7/22), chipping in three rebounds, two assists, two steals and a block.
- Opened a six-game winning streak with 12 points on a 5-of-8 field-goal clip, five boards, two assists and two steals against James Madison (2/5/22).
- Posted 12 points and eight rebounds at UNC Wilmington (1/29/22), finishing 6-of-8 at the line to set season highs in makes and attempts.
- Contributed 16 points on 7-of-11 shooting at College of Charleston (1/27/22), adding four rebounds and a co-season-best three blocks.
- Scored 15 points on 5-of-8 shooting versus Drexel (1/27/22), chipping in three boards and a steal.
- Accumulated 19 points, four rebounds, a season-high four assists, two steals and one block at James Madison (1/9/22), shooting 3-of-6 from deep.
- Produced 15 points and five rebounds at Monmouth (12/22/21), playing all 40 minutes for the second game in a row.
- Helped Hofstra to an upset win against No. 24/19 Arkansas (12/18/21) in North Little Rock, Ark., by notching 11 points, five rebounds, a season-best five steals and two assists while playing the full 40 minutes.
- Registered a season-high 24 points, seven rebounds, three steals, two assists and two blocks against John Jay (12/12/21), shooting 10-of-14 from the floor to set a season best in makes.
- Had 17 points and six rebounds at Stony Brook (12/8/21), finishing 7-of-11 from the field.
- Compiled 15 points and four boards against Princeton (12/1/21), shooting 7-of-8 from the floor.
- Logged 11 points on 5-of-9 shooting and a season-high 12 rebounds versus Molloy (11/24/21) to post his first double-double, adding two blocks.
- Turned in an 18-point showing at Richmond (11/22/21), adding six boards and three steals while posting an 8-of-13 field-goal clip.
- On the road at No. 20/21 Maryland (11/19/21), recorded 10 points on 3-of-5 shooting, seven rebound, two steals and one block.
- Had the first of two straight 14-point, six-rebound showings in an outing at Duquesne (11/13/21).

2020-21 — FRESHMAN (AT IOWA STATE)

- Appeared in 16 of 24 contests and made seven starts.
- Averaged 2.3 points and 2.4 rebounds in 14.5 minutes per game, as well as totaled seven assists, six steals and three blocks.
- Scored five-plus points four times and grabbed four-plus rebounds on four occasions, as well as notched a steal in six outings.
- Set a season high with three assists at No. 18 Texas Tech (3/4/21), adding four rebounds.
- Contributed five points, two rebounds and a season-best two blocks at Mississippi State (1/30/21) in his first start.
- Recorded five points, four rebounds and one blocked shot in a season-high 33 minutes versus Oklahoma State (1/25/21).
- Posted six points and seven rebounds in 31 minutes against Kansas State (12/15/20) in his first Big 12 action.
- Registered a season-best seven points and a season-high eight rebounds, adding an assist and a steal, versus Arkansas-Pine Bluff (11/29/20) in his debut.

HIGH SCHOOL

- Unanimous three-star recruit finished as Rivals' No. 150 player nationally, placing No. 33 among small forwards and third in Pennsylvania.
- Ranked No. 182 overall on the 247Sports Composite list, good for No. 35 at the small forward position and fourth in Pennsylvania.
- Took a post-graduate year at Scotland Campus in Scotland, Pa., where he averaged 10.0 points per game and aided his team to a 22-4 record.
- Totaled 37 points in the semifinals and title game of the conference tournament, leading his team to the title.
- Went to Athens Prep Academy in Athens, Tenn., approximately an hour southwest of Knoxville, for his senior year and put up 13.0 points per game for a 25-5 team.
- Attended Rocky River High School in his hometown of Charlotte, N.C., for his first three years and played varsity basketball each year.
- Averaged 12.5 points per game and helped his team to a 28-3 record during his junior campaign.

■ continues...



DUBAR (continued)

- Earned A-B Honor Roll distinction during his high school tenure.
- Competed on the AAU circuit for B. Maze Elite, a Knoxville-based program run by former Tennessee guard Bobby Maze (2008-10), and once scored 29 points in a single half.
- Signed with Iowa State out of high school, selecting the Cyclones over offers from schools such as Auburn, Maryland, Notre Dame, Seton Hall and Wichita State.
- Former Tennessee guard Jaden Springer (2020-21), now an NBA champion with the Boston Celtics, also attended Rocky River, as did former NBA guard DeAndre' Bembry and two-time NFL All-Pro cornerback Jaire Alexander.

PERSONAL

- Full name is Darlinstone Miles Dubar and nickname is "Dstone."
- First name, which is in honor of the late best friend of his father, is pronounced *DAR-lin-stone* and last name is *doo-BAR*.
- Born Aug. 15, 2001, in Charlotte, N.C.
- Parents are the late Henry Dubar and Meatta Street.
- Mother works with special needs children.
- Has an older sister, Shadnita Taylor.
- Enrolled in the strategic & digital communications graduate program at Tennessee.
- Earned a bachelor's degree in liberal arts from Hofstra in May 2024.
- Interests outside of basketball include bowling and fishing.
- Favorite athlete is Jaylen Brown.
- Best sports memory is helping Hofstra to an 89-81 win over No. 24/19 Arkansas in North Little Rock, Ark., on 12/18/21.
- Committed to Tennessee over Arkansas, Kansas, Kansas State and TCU.
- Chose Tennessee because it is a great university with great people and he felt welcomed like family.
- First player in Tennessee history to wear jersey No. 8.
- Wore No. 55 as a freshman and junior, No. 0 as a sophomore and No. 1 as a senior.
- Owns a standing reach of nearly 8-9.
- Recipient of the Mr. & Mrs. Robert E. Butler Athletic Scholarship Fund.

DUBAR CAREER HIGHS

Points.....	30 (2x), last at Stony Brook (1/22/24)	FGs Made	12 vs. Buffalo in Estero (11/20/23)
Rebounds.....	14 at Campbell (1/13/24)	FGs Attempted ..	17 (2x), last vs. College of Charleston (1/4/24)
Assists.....	5 vs. Buffalo in Estero (11/20/23)	3Ps Made.....	7 at Duke (12/12/23)
Blocks.....	4 vs. College of Charleston (1/4/24)	3Ps Attempted.....	11 at Duke (12/12/23)
Steals.....	5 vs. Arkansas in North Little Rock (12/18/21)	FTs Made.....	10 vs. Hampton (1/18/24)
Minutes.....	40:00 (5x), last vs. Delaware (1/6/24)	FTs Attempted.....	12 vs. Hampton (1/18/24)



CAMPBELL DUNCAN

FRESHMAN

21

Guard • 6-6 • 200
Austin, Texas
Anderson
Biomedical Engineering

HIGH SCHOOL

- Averaged 18.0 points and 9.0 rebounds per game as a senior, earning First Team All-District 26 6A and *Austin American Statesman* All-Central Texas Honorable Mention accolades.
- Tabbed to the THSCA Academic All-State Elite Team, the highest honorable attainable, after posting a 4.65 GPA as a senior, en route to graduating with a 4.48 mark.
- Posted 14.0 points and 7.0 rebounds per game his junior season, collecting Second Team All-District 26 6A distinction.
- Helped his team to a 14-0 conference record, an area championship and a regional quarterfinal appearance in both his freshman and sophomore years.
- Three-year letter winner in golf, helping his team to a state title as a sophomore.
- Member of National Honor Society.
- Among the notable Anderson alumni are Super Bowl XII champion Thomas Henderson, seven-time NFL All-Pro Dick "Night Train" Lane, former MLB outfielder Justin Ruggiano, former MLB pitcher Lee Tunnell, National Baseball Hall of Fame member Willie Wells and former NBA guard Kris Clack, who played for Rick Barnes at Texas.

PERSONAL

- Full name is Campbell James Duncan and nickname is "Dunc."
- Born Oct. 16, 2005, in Austin, Texas.
- Parents are Clayton Duncan, a senior VP at a healthcare company, and Stephanie Duncan, who works in network security sales.
- Mother played volleyball at Texas and grandfather, Bob Spurck, played basketball at Tulane.
- Has a younger sister, Parker.
- Majoring in biomedical engineering.
- Interests outside of basketball include fishing and golfing.
- Favorite athlete is Patrick Mahomes.
- Best sports memories are his game-winner against Del Valle High School in a district game as a junior and making the third round of the state playoffs as a sophomore.

OUTLOOK

PLAYERS

STAFF

REVIEW

RESULTS

RECORDS

HONORS

POSTSEASON

VOLMANAC

MEDIA INFO





J.P. ESTRELLA

SOPHOMORE

13

Forward • 6-11 • 250
Scarborough, Maine
Brewster Academy (N.H.)
Recreation & Sport Management

Year	GP-GS	Min	Avg	Total FG-FGA	Pct	3-pt FG-FGA	Pct	FT-FTA	Pct	Rebs	Avg	PF-DQ	Ast	TO	Blk	Stl	Pts	Avg
23-24	25-0	124	5.0	15-21	.714	0-0	.000	10-14	.714	20	0.8	24-0	3	10	3	0	40	1.6
TOTAL	25-0	124	5.0	15-21	.714	0-0	.000	10-14	.714	20	0.8	24-0	3	10	3	0	40	1.6

HONORS

- 2023-24 First-Year SEC Academic Honor Roll

2023-24 — FRESHMAN

- Appeared in 25 games, including eight of the final 10, totaling 40 points and 20 rebounds in 124 total minutes of court time.
- Went 15-of-21 (71.4 percent) from the floor to record the second-best field-goal clip among SEC players with at least 20 attempts and fifth-best mark among DI freshmen with 20-plus shots.
- Tied for third on the team with eight dunks and led the Volunteers with 2.58 slams per 40 minutes.
- Made multiple field goals five times, thrice without a miss.
- Grabbed multiple rebounds in four outings, scored six-plus points in three and played 12-plus minutes twice.
- Played a career-high 15 minutes in the Elite Eight matchup with third-ranked Purdue (3/31/24) and made his lone field-goal attempt, an alley-oop dunk to tie the game at 58 with 5:42 left.
- Made his NCAA Tournament debut with six points in eight minutes in the Round of 64 victory against Saint Peter's (3/21/24).
- Did not play in the victories at Arkansas (2/14/24) and over Vanderbilt (2/17/24) due to a left leg injury.
- Scored a career-best seven points, finishing 2-of-2 from the floor and 3-of-4 at the line, and blocked one shot in the win over Florida (1/16/24).
- Produced seven points on a perfect 3-of-3 field-goal clip in the victory against George Mason (12/5/23).
- Recorded three offensive rebounds in just nine minutes of action during Tennessee's win over Syracuse (11/20/23) at the Maui Invitational.
- Made his official Tennessee debut in the season-opening victory over Tennessee Tech (11/6/23).

SUMMER 2023

- Earned valuable minutes during Tennessee's three-game exhibition tour of Italy in August, averaging 5.3 points and 6.3 rebounds while shooting .636 (7 for 11) from the field across a trio of wins.
- In the first victory over the Lithuanian U21 National Team (8/4/23), posted a double-double off the bench, finishing with 11 points and 10 rebounds.

HIGH SCHOOL

- Tabbed as a unanimous four-star, top-80 recruit and the best prospect from the state of Maine.
- Placed No. 57 in Rivals' national rankings, including fifth among centers.
- Finished No. 59 in the On3 Consensus rankings and No. 61 on the 247Sports Composite list, both good for eighth-best among centers.
- Among 27 participants in the elite Allen Iverson Roundball Classic in April 2023 in Union, N.J.
- Started in the prestigious UA Next Elite 24 in August 2022 Chicago and earned First Team All-NBPA Top 100 Camp after the prominent event in June 2022 in Kissimmee, Fla.
- Transferred to Brewster Academy in Wolfeboro, N.H., for his senior year and helped the team to a 35-2 record and a MaxPreps national ranking of seventh among prep schools.
- Went to South Portland High School for two years and earned a varsity letter each season.
- Posted 20.2 points, 11.8 rebounds and 4.1 blocks per game during his junior campaign, en route a Class AA state title and Varsity Maine All-State distinction.
- Attended Scarborough High School during his freshman year, competing mainly with the junior varsity team.
- Competed with the Middlesex Magic on the Under Armour AAU circuit after previously playing for the XL Thunder.
- During his lone year at Brewster, played alongside fellow consensus 2023 top-150 recruits Solomon Ball (Connecticut), Carey Booth (Notre Dame/Illinois), Taylor Bol Bowen (Florida State), Aaron Clark (Wake Forest/Pepperdine) and Reid Ducharme (Xavier/Siena).
- Among the notable Brewster alumni are 20-plus NBA players, including Will Barton, Devonte' Graham, Donovan Mitchell, Thomas Robinson and T.J. Warren, as well as actor Topher Grace.
- San Antonio Spurs assistant coach Brett Brown went to South Portland, as did former MLB players Jim Beattie, Charlie Furbush and Bill Swift.

continues...

■ ESTRELLA (continued)

PERSONAL

- Full name is Joseph Peter Estrella, but goes by J.P.
- Last name is pronounced *uh-STRELL-uh*.
- Born Sept. 3, 2004, in Fall River, Mass.
- Parents are Mark and Allie Estrella.
- Mother, then Allie Booth, played basketball at Boston College from 1995-99, after claiming Maine Miss Basketball distinction in 1995.
- Mother's college career ended in Knoxville on 3/15/99 when the eighth-seeded Eagles fell to the top-seeded Lady Volunteers, the three-time reigning national champions, in NCAA Tournament Round of 32, with Allie unable to play due to knee injuries that kept her out the entire season.
- Has one younger brother, Cameron.
- Majoring in recreation and sport management.
- Interests outside of basketball include camping, hanging out with friends and video games.
- Favorite athlete is his mother because he looks up to her.
- Best sports memory is winning the state championship during his junior year of high school.
- Has a superstition of throwing up a "W" with his hands after every victory.
- Grew seven inches between his sophomore and junior years of high school, as well as went from a size 13 sneaker to a 17 during that time.
- Committed to Tennessee over Iowa and Syracuse, plus held offers from numerous other schools, including NCAA title-winning programs such as Connecticut, Duke, Kansas, Kentucky, Louisville, Marquette and Maryland.
- Chose Tennessee because of Rick Barnes.
- First player in Tennessee history from the state of Maine.
- Owns a 9-3 standing reach, added 10 pounds between his arrival at Tennessee and the start of his freshman season while also increasing his fast explosive strength metric by 25 percent, plus tacked on another nine pounds before his sophomore campaign.
- Recipient of the C & C Millwright Athletic Scholarship.

■ ESTRELLA CAREER HIGHS

Points	7 (2x), last vs. Florida (1/16/24)	FGs Made	3 vs. George Mason (12/5/23)
Rebounds	3 (2x), last at Vanderbilt (1/27/24)	FGs Attempted	4 vs. Saint Peter's in Charlotte (3/21/24)
Assists	1 (3x), last vs. South Carolina (1/30/24)	3Ps Made	n/a
Blocks	1 (3x), last vs. Florida (1/16/24)	3Ps Attempted	n/a
Steals	n/a	FTs Made	3 vs. Florida (1/16/24)
Minutes	15:18 vs. Purdue in Detroit (3/31/24)	FTs Attempted	4 (2x), last vs. Florida (1/16/24)

OUTLOOK

PLAYERS

STAFF

REVIEW

RESULTS

RECORDS

HONORS

POSTSEASON

VOLMANAC

MEDIA INFO





JORDAN GAINEY

SENIOR

11

Guard • 6-4 • 190
Tucson, Ariz.
USC Upstate / South Kent School (Conn.)
Communication Studies

Year	GP-GS	Min	Avg	Total		3-pt		FT-FTA	Pct	Rebs	Avg	PF-DQ	Ast	TO	Blk	Stl	Pts	Avg
				FG-FGA	Pct	FG-FGA	Pct											
21-22*	32-32	1008	31.5	146-310	.471	74-150	.493	76-93	.817	123	3.8	92-3	69	65	16	39	442	13.8
22-23*	32-29	1014	31.7	168-427	.393	70-203	.345	81-104	.779	80	2.5	71-0	74	85	10	62	487	15.2
23-24	36-0	658	18.3	80-223	.359	39-134	.291	47-54	.870	62	1.7	55-0	44	31	7	31	246	6.8
TOTAL	100-61	2683	26.8	394-960	.410	183-487	.376	204-251	.813	265	2.7	218-3	187	181	33	132	1175	11.8
Upstate	64-61	2022	31.6	314-737	.426	144-353	.408	157-197	.797	203	3.2	163-3	143	150	26	101	929	14.5
* at USC Upstate																		

HONORS

- 2023-24 First-Year SEC Academic Honor Roll
- 2023 First Team All-Big South
- 2x Big South Player of the Week (12/5/22 & 2/13/23)
- 2022 Kyle Macy Award Finalist
- 2022 Second Team All-Big South
- 2022 Big South Freshman of the Year
- 2022 Big South All-Freshman Team
- 7x Big South Freshman of the Week (11/15/21, 11/29/21, 1/10/22, 1/17/22, 1/24/22, 1/31/22 & 2/21/22)

2023-24 — JUNIOR

- Among the six Volunteers to play in all 36 contests, competing in a reserve role in all of them.
- Ranked fifth on the team with 6.8 points per game, adding 1.7 rebounds, 1.2 assists and 0.9 steals in 18.4 minutes per outing.
- Shot 47-of-54 (87.0 percent) from the stripe to lead the team in free-throw clip, plus tied for fourth in made 3-pointers (43).
- Became the second Tennessee player in the last 18 seasons (2006-24) to shoot 87.0 percent from the line in a single campaign (min. 10 GP) on at least 1.5 attempts per game, joining Lamonte' Turner (2017-18).
- Connected on eight 3-pointers in his first three outings as a Volunteer, tying Kennedy Chandler (2021-22) and Brandon Wharton (1995-96) for the third-most in program history, trailing only the 10 by Chris Lofton (2004-05) and Santiago Vescovi (2019-20).
- First—alone or with a teammate—player off the bench in 21 of his appearances.
- Led or co-led Tennessee in steals five times, co-fifth-most on the team, as well as in rebounding twice, assists once and blocks once.
- Scored in double figures in 10 outings and reached 15-plus in five of them, good for co-fifth and fifth on the team, respectively.
- Amassed multiple assists 14 times and multiple steals nine times, reaching three on five and two occasions, respectively.
- Hit multiple 3-pointers in 10 appearances, with three-plus five times, as well as twice grabbed at least four rebounds.
- Produced nine points and went 5-of-6 at the stripe in the road win at No. 14/13 Alabama (3/2/24).
- Put up 17 points, one shy of his season high, in the win Arkansas (2/14/24), finishing 6-of-8 from the floor to tie a season best in makes, as well as 2-of-3 on 3-pointers and 3-of-3 at the line, adding two steals.
- Scored a season-best 18 points, shooting 3-of-6 from 3-point range and tying season bests in assists (three), steals (three) and made field goals (six) versus LSU (2/7/24).
- Finished with 10 points at Vanderbilt (1/27/24), shooting 2-of-3 from 3-point range and, for the second game in a row, an unblemished 4-of-4 at the stripe.
- Notched 15 points, shooting 3-of-5 from deep and a perfect 4-of-4 at the line, against Alabama (1/20/24) and set season highs in both rebounds (team-high five) and steals (three).
- Tallied 11 points at No. 17 North Carolina (11/29/23) and, with his first basket of the night, eclipsed 1,000 points in his career in just his 71st outing.
- Made three shots from beyond the 3-point arc to cap the Maui Invitational against top-ranked Kansas (11/22/23), totaling 13 points and four rebounds.
- Knocked down a trio of key triples in the final 5:35 of regulation versus second-ranked Purdue (11/21/23), finishing with 15 points, two assists and a pair of rebounds in the Maui Invitational semifinals.
- Buried four 3-pointers to finish with 16 points versus Wofford (11/14/23).
- Posted a double-figure scoring effort with 10 points and two made 3-pointers in a road win at Wisconsin (11/10/23).
- Tallied 14 points on 5-of-9 shooting in the season-opening win over Tennessee Tech (11/6/23) in his debut as a Volunteer.

SUMMER 2023

- Led the team in minutes, at 22:42 per outing, during the three-game exhibition tour of Italy in August, averaging 12.7 points and shooting 39.4 percent (9-of-23) from 3-point range.
- Also averaged 2.0 assists, 1.7 rebounds and 1.3 steals per game in the three international victories.

continues...

■ GAINEY (continued)

2022-23 — SOPHOMORE (AT USC UPSTATE)

- Ranked top-10 in the Big South in six statistical categories: steals (1st, 1.9 spg), scoring (5th, 15.1 ppg), free-throw percentage (6th, 78.4), field-goal percentage (7th, 39.6), 3-pointers made per game (7th, 2.23) and minutes played (31.7 mpg).
- Led the team in scoring (15.1 ppg) and steals (1.9 spg), while ranking second in assists (2.3 apg).
- During Big South play, averaged 13.8 points, 2.6 assists and 2.2 steals per game.
- Scored a career-high 25 points on 9-of-16 shooting during the win over Gardner-Webb in the Big South Tournament (3/3/23).
- Shot 5-of-6 from 3-point range and 4-of-4 from the foul line en route to 23 points at Charleston Southern (12/31/22).
- Scored 20-plus points in three straight pre-conference games against Columbia International (26), Western Carolina (21) and South Carolina State (28).
- In the loss at Clemson (11/15/22), scored 24 points on 8-of-16 shooting.

2021-22 — FRESHMAN (AT USC UPSTATE)

- Started all 32 contests and averaged 13.8 points and 3.8 rebounds over an average of 31.5 minutes per game.
- Shot a stellar 49.3 percent from 3-point range, making 74-of-150 attempts from beyond the arc.
- Also shot 47.1 percent (146-of-310) from the floor and 81.7 percent (76-of-93) from the free-throw line.
- Corralled 123 total rebounds for a season average of 3.8 per game.
- Totaled 69 assists, 39 steals and 16 blocked shots on the season.
- Pulled in a season-high seven rebounds on four different occasions and dished out a season-high six assists twice.
- Recorded 25 double-figure scoring games, including five games with at least 20 points.
- Ended the season with five straight double-digit scoring games.
- Scored a season-high 24 points behind a 7-for-11 shooting performance vs. Winthrop (1/26/22).
- Logged his first career 20-point game when he scored 20 on 6-of-9 shooting—including a 3-for-4 effort from long range—during a win at Presbyterian (1/8/22).
- Made his collegiate debut in the season opener at South Carolina (11/9/21), totaling 11 points and seven rebounds.

HIGH SCHOOL

- Spent a postgraduate year at South Kent School in Kent, Conn.
- In addition to basketball, also played on the golf team at South Kent.
- Initially, on 4/15/20, signed with Pima Community College in Tucson, Ariz., out of high school, before opting for a postgrad year.
- Helped lead Salpointe Catholic High School in Tucson to a 30-1 record and its first 4A state championship as a senior in 2019-20.
- In two years at Salpointe Catholic, totaled 670 points.
- As a freshman at Franklin High School in Franklin, Wis., played slot receiver on the football team.

PERSONAL

- Full name is Jordan Dewaine Gainey.
- Born June 26, 2002, in Cary, N.C.
- Parents are Justin and Courtney Gainey.
- Father was a point guard at NC State from 1996-2000 and is now Tennessee's associate head coach.
- Has two younger brothers, Jayson and Jaxon.
- Majoring in communication studies.
- Second player in Tennessee history from the state of Arizona, joining Vegas Davis (1996-2000).
- Wore No. 11 at USC Upstate, switched to No. 2 his first year at Tennessee and went back to No. 11 for his final campaign.
- Owns a standing reach of just under 8-4, plus added 14.5 pounds and upped his standing vertical jump by 3.54 inches between arriving on campus and starting his junior season.
- Recipient of the Ray & Dana Mears Athletic Scholarship Endowment.

■ GAINNEY CAREER HIGHS

Points.....28 vs. South Carolina State (12/10/22)
Rebounds.....7 (5x), last at Kennesaw State (12/20/22)
Assists.....6 (3x), last at Western Carolina (12/3/22)
Blocks.....3 (2x), last vs. Presbyterian (1/18/23)
Steals.....5 (3x), last vs. Radford (1/28/23)
Minutes.....43:42 vs. South Carolina State (12/10/22)

FGs Made.....9 (3x), last vs. Gardner-Webb (3/3/23)
FGs Attempted..23 vs. Indiana State in Daytona Beach (12/20/22)
3Ps Made.....5 at Charleston Southern (12/31/22)
3Ps Attempted.....13 vs. Longwood (2/15/23)
FTs Made.....8 (3x), last vs. UNC Asheville (2/4/23)
FTs Attempted.....9 (2x), last at Hampton (2/2/22)

OUTLOOK

PLAYERS

STAFF

REVIEW

RESULTS

RECORDS

HONORS

POSTSEASON

VOLMANAC

MEDIA INFO





GRANT HURST

REDSHIRT JUNIOR

23

Guard • 6-2 • 208
Cleveland, Tenn.
UT Martin / Cleveland
Recreation & Sport Management

Year	GP-GS	Min	Avg	Total		3-pt		Pct	FT-FTA	Pct	Rebs	Avg	PF-DQ	Ast	TO	Blk	Stl	Pts	Avg
				FG	FGA	FG	FGA												
21-22*	23-0	230	10.0	8-30		.267	2-14	.143	2-7	.286	22	1.0	14-0	16	12	1	10	20	0.9
22-23*	DNP	--	--	--		--	--	--	--	--	--	--	--	--	--	--	--	--	--
23-24	4-0	6	1.5	0-0		.000	0-0	.000	0-0	.000	1	0.3	1-0	0	2	0	0	0	0.0
TOTAL	27-0	236	8.7	8-30		.267	2-14	.143	2-7	.286	23	0.9	15-0	16	14	1	10	20	0.7
Martin	23-0	230	10.0	8-30		.267	2-14	.143	2-7	.286	22	1.0	14-0	16	12	1	10	20	0.9
* at UT Martin																			

HONORS

- 2023-24 NABC Honors Court
- 2023-24 First-Year SEC Academic Honor Roll
- 2022 OVC Commissioner's Honor Roll

2023-24 — REDSHIRT SOPHOMORE

- Participated in four contests during his first season on Rocky Top, plus provided valuable assistance on the scout team.
- Made his NCAA Tournament debut in the Round of 64 victory over Saint Peter's (3/21/24).
- Grabbed his first rebound as a Volunteer in the win versus Vanderbilt (2/17/24).
- Made his official Tennessee debut in UT's 80-42 season-opening victory over Tennessee Tech (11/6/23).

2022-23 — SOPHOMORE (AT UT MARTIN)

- Did not compete and took a redshirt to retain eligibility.

2021-22 — FRESHMAN (AT UT MARTIN)

- Appeared in 23 of 30 games, averaging 10.0 minutes per outing as the backup point guard.
- Compiled 22 rebounds, 20 points, 16 assists, 10 steals and one block in 230 total minutes of playing time.
- Dished out multiple assists four times, with four twice, as well as pulled down multiple rebounds in seven outings, notched multiple steals thrice and scored five-plus points twice.
- Notched 11 assists and just four turnovers, a 2.75 ratio, in 135 minutes of OVC play, across 13 appearances.
- Tied a season high with four assists in 22 minutes of court time against Southeast Missouri State (2/3/22).
- Scored a season-best nine points on 4-of-5 shooting at Belmont (1/29/22), adding two rebounds and a co-season-high two steals.
- Set or tied season highs in assists (four), steals (two) and minutes (23), as well as scored five points, versus Carver College.

HIGH SCHOOL

- Four-year letter winner at Cleveland High School helped his team to a 106-19 (.848) record during his career, including three Region 3-AAA championships and two state tournament appearances.
- Three-time all-region designee, including twice winning region MVP, and three-time all-district selection, who totaled 1,469 points to finish his career fifth in school history.
- Averaged 18.7 points, 6.0 rebounds and 5.0 assists per game as a senior and collected TSWA All-State accolades, en route to an appearance in the BCAT Tennessee All-Star Game.
- Scored 30-plus in his final two games, including posting 32 points and eight rebounds against Collierville in the TSSAA Class AAA state quarterfinals, and received All-State Tournament Team distinction.
- Hit two 3-pointers in the final minute of the TSSAA Class AAA section to lead his team to a 46-43 comeback win over Blackman.
- As a junior, aided his team to 29 straight wins, a No. 1 state ranking and a 33-1 final record, before the COVID-19 pandemic canceled the state tournament.
- Posted a 35-point triple-double against McMinn County during his sophomore campaign, during which the team went 23-4, earned a ranking of third in the state and, aided by his game-winning buzzer-beater, claimed the district title.
- Graduated from the same school as former NBA and Tennessee guard Vincent Yarbrough, a three-time All-SEC performer during his 1998-2002 career with the Volunteers.

PERSONAL

- Full name is Grant Matthew Hurst.
- Born June 28, 2002, in Knoxville, Tenn.

continues...

HURST (continued)

- Parents are Matt Hurst, a banker, and Wendy Hurst, a teacher.
- Father scored 1,113 collegiate points, good for 10.5 per game, as an all-conference guard from 1993-96 at DII Mars Hill, at which he set single-game records that still stand for free throws made (23) and attempted (24) on 12/4/95 against Newberry.
- Mother, then Wendy Haneline, also earned all-conference accolades as a basketball player at Mars Hill.
- Has two younger sisters, Addison and Lauren, the former of whom is a libero/defensive specialist on the South Alabama volleyball team.
- Three direct relatives—uncle Brett Hurst, aunt Jamie Hurst and cousin Mallory Hurst—attended Tennessee.
- Majoring in recreation & sport management.
- Interests outside of basketball include camping, fishing, hiking, hunting and going to the lake.
- Favorite athlete is LeBron James because he considers him the most dominant player of this generation.
- Chose Tennessee because he is a lifelong fan and it was an amazing opportunity to represent his home state.

HURST CAREER HIGHS

Points.....	9 at Belmont (1/29/22)	FGs Made.....	4 at Belmont (1/29/22)
Rebounds.....	4 vs. Carver College (11/24/21)	FGs Attempted.....	5 at Belmont (1/29/22)
Assists.....	4 (2x), last vs. Southeast Missouri State (2/3/22)	3Ps Made.....	1 (2x), last at Belmont (1/29/22)
Blocks.....	1 at Murray State (1/22/22)	3Ps Attempted.....	2 (3x), last vs. Eastern Illinois (1/27/22)
Steals.....	2 (3x), last at Belmont (1/29/22)	FTs Made.....	1 (2x), last at Tennessee Tech (2/26/22)
Minutes.....	23:07 vs. Carver College (11/24/21)	FTs Attempted.....	3 at Tennessee Tech (2/26/22)

OUTLOOK

PLAYERS

STAFF

REVIEW

RESULTS

RECORDS

HONORS

POSTSEASON

VOLMANAC

MEDIA INFO





CHAZ LANIER

FIFTH-YEAR

2

Guard • 6-5 • 207
Nashville, Tenn.
North Florida / The Ensworth School
Agricultural Leadership, Education & Comms. (graduate)

Year	GP-GS	Min	Avg	Total FG-FGA	Pct	3-pt FG-FGA	Pct	FT-FTA	Pct	Rebs	Avg	PF-DQ	Ast	TO	Blk	Stl	Pts	Avg
20-21*	10-1	91	9.1	6-16	.375	3-10	.300	2-3	.667	7	0.7	4-0	6	3	0	3	17	1.7
21-22*	31-8	651	21.0	44-106	.415	17-56	.304	33-41	.805	83	2.7	31-0	35	15	7	23	138	4.5
22-23*	31-9	612	19.7	54-119	.454	27-69	.391	10-10	1.000	76	2.5	34-1	28	16	5	11	145	4.7
23-24*	32-31	1068	33.4	214-420	.510	106-241	.440	95-108	.880	152	4.8	48-1	57	52	9	30	629	19.7
TOTAL	104-49	2422	23.3	318-661	.481	153-376	.407	140-162	.864	318	3.1	117-2	127	86	21	67	929	8.9
* at North Florida																		

HONORS

- 2023-24 First Team All-Atlantic Sun
- 2023-24 NABC First Team All-District 3
- 2023-24 Atlantic Sun All-Academic Team
- 3x Atlantic Sun Player of the Week (2/9/24, 1/22/24 & 11/20/23)
- 2023-24 CSC Academic All-District Team
- 2023-24 NABC Honors Court
- 2022-23 NABC Honors Court

2023-24 — SENIOR (AT NORTH FLORIDA)

- Among four Ospreys to play in all 32 games, starting 31 to tie for second on the team.
- Averaged 19.7 points, 4.8 rebounds, 1.8 assists and 0.9 steals in 33.4 minutes per game.
- Shot 51.0 percent overall, 44.0 percent from deep (on 7.5 attempts per game) and 88.0 percent at the line, including surpassing the elite 50/40/90 line in league play with 53.2, 45.2 and 90.5 percent respective ledgers.
- Finished his North Florida career second in free-throw percentage (min. 75 FTM) with an 86.4 percent mark and fifth (third in DI era) in 3-point percentage (min. 30 3PM) with a 40.7 percent tally.
- Placed third on the program's single-season leaderboard for points (629), made 3-pointers (106) and free-throw percentage (min. 50 FTM), as well as fourth (third in DI era) in made field goals (214) and fifth (third in DI era) in scoring average (min. 15 GP).
- Also finished seventh (fifth in DI era) on North Florida's single-season list in 3-point percentage (min. 20 3PM), ninth in minutes (1,066), No. 14 (No. 10 in DI era) in minutes average.
- Tied for the 10th-most points (co-seventh in DI era) in a game by an Osprey (35), as well as twice tied for the No. 15 total (co-No. 12 in DI era).
- Matched the fifth-highest single-game steal total (five) ever by an Osprey, as well as the 10th-highest made free-throw total (11).
- Paced the Ospreys in scoring, 3-point percentage, free-throw percentage, minutes, made field goals, made 3-pointers, made free throws (95) and free-throw attempts (108).
- Finished second on the team in rebounding, steals average and field-goal percentage, as well as third in assists average.
- Became the second Osprey to earn NABC First Team All-District accolades, joining Dallas Moore (2015-16 and 2016-17).
- Third player in program history to win Atlantic Sun Player of the Week three times in a single season and fifth to do so in even a full career.
- Tied for No. 20 nationally in 30-point games (four) and for No. 32 in 25-point performances (eight), finishing second in the Atlantic Sun in both categories, despite playing only 32 games.
- Connected on multiple 3-pointers 26 times, with three-plus on 23 occasions to tie three others for fourth nationally behind only CAA Player of the Year Tyler Thomas of Hofstra (27 in 33 GP), ACC Player of the Year R.J. Davis of North Carolina (24 in 37 GP) and Horizon League Sixth Man of the Year Jack Gohlke of Oakland (24 in 36 GP).
- Only DI player to amass a 50/43/87 shooting line while tallying at least 1.5 attempts per game in each category.
- Lone player in the country to shoot at least 43.0 percent beyond the arc with at least 3.3 makes and/or 7.0 attempts per contest.
- Tied five others for sixth in DI with four-plus made 3-pointers in 15 outings, reaching five-plus in eight appearances and making six twice.
- Placed fifth in DI in 3-point percentage, eighth in 3-point makes per game (3.31), co-No. 19 in total made 3-pointers, No. 33 in free-throw percentage and No. 42 in scoring.
- Per KenPom, placed No. 13 nationally in true shooting percentage (66.3) and No. 26 in effective field goal percentage (62.9).
- Led the Atlantic Sun in both 3-point percentage and 3-point makes per game, while finishing second in scoring average, total points and free-throw percentage.
- Ranked third in the league in total made field goals and total made 3-pointers, sixth in field-goal percentage and minutes average, seventh in total minutes, No. 11 in made free throws and No. 13 in free-throw attempts (108).
- Scored 371 points in conference play, 42 more than the second-place finisher, who averaged 2.6 points per game fewer.
- In league-only action, paced the Atlantic Sun in scoring (23.2), free-throw percentage (90.5), 3-point percentage (45.2), 3-point makes per game (3.50), total made 3-pointers (56), total made field goals (124), minutes average (36.9) and total minutes (590).

continues...

■ LANIER *(continued)*

- Also ranked seventh in both field-goal percentage (53.2) and made free throws (67), as well as ninth in free-throw attempts (74), in conference play.
- Scored in double figures in 31 of 32 outings, with 15-plus points 23 times, 20-plus on 15 occasions, 25-plus in eight outings and 30-plus in four appearances.
- Posted multiple assists in 16 games, with four-plus four times, as well as grabbed five-plus rebounds in 16 outings, notching eight plus five times and reaching double digits once.
- Notched one double-double, as well as totaled multiple steals on seven occasions, reaching five once.
- Registered eight of the nine 25-point showings by an Osprey, including all seven with 26-plus.
- Also compiled the top single-game total by a North Florida player in made 3-pointers (six, twice), made field goals (11, twice), made free throws (11), free-throw attempts (12), made free throws without a miss (eight), steals (five) and minutes (48:29).
- Scored 16-plus points in three of his five outings, all of which came on the road, versus Power Six foes.
- Listed as the most efficient offensive player in the county (min. 15 possessions per game) by Synergy Sports.
- Had an 11-game span from 1/12/24 to 2/16/24 during which he averaged 25.9 points per contest, shooting 54.9 percent (96-of-175) from the floor, 47.2 percent (42-of-89) from deep and 91.1 percent (51-of-56) at the line.
- One of three players in the last four seasons (2020-24) to shoot 43.0 percent from deep on at least 7.5 attempts per game, alongside two fellow first team all-league picks, Kansas State's Nijel Pack (2021-22) and Howard's Kyle Foster (2021-22).
- Among three players in the last 16 years (2008-24) to average at least 19.0 points per game on a 50/43/87 shooting line, alongside a pair of consensus First Team All-Americans, Oklahoma's Buddy Heild (2015-16) and Creighton's Doug McDermott (2012-13).
- Capped the year with 19 points, five rebounds and three assists in 42 minutes of action in an overtime affair at Austin Peay (3/5/24), going 6-of-9 from the floor and 6-of-7 at the line.
- Posted 26 points, seven rebounds and four assists in the home finale against Stetson (3/1/24), shooting 6-of-10 from 3-point range to tie a career high in makes.
- Registered 26 points, six boards and three assists in a win at Kennesaw State (2/16/24).
- Poured in 29 points on 10-of-21 shooting in a victory at Queens (2/14/24), adding nine rebounds and three assists.
- Finished with 21 points, eight rebounds and three assists against Central Arkansas (2/10/24).
- Dropped a career-best 35 points versus North Alabama (2/8/24), shooting 11-of-18 from the field to tie a career best in makes, notching a 5-of-9 mark from deep and posting a perfect 8-of-8 mark at the line.
- Logged 33 points and eight rebounds in a career-best 48 minutes a double-overtime outing at Austin Peay (2/3/24), going 9-of-17 on field goals and 11-of-12 on free throws, setting career highs in makes and attempts.
- Notched 23 points and made all six of his free-throw attempts in a win over his hometown school, Lipscomb (1/31/24).
- In the first of three 33-point performances in a five-game span, scored a then-career-high 33 in a win at Bellarmine (1/25/24), shooting 11-of-18 from the floor and 6-of-12 beyond the arc to set career bests in both makes categories.
- Produced 20 points on 8-of-15 shooting, adding five rebounds, in a triumph over Queens (1/20/24).
- Put up 25 points, six rebounds and four assists in a win against Kennesaw State (1/18/24), finishing 9-of-14 from the floor, including 4-of-6 on 3-pointers.
- Contributed 21 points on an 8-of-12 field-goal clip in a victory versus Jacksonville (1/12/24).
- Scored 19 points on a 7-of-10 field-goal ledger, including a 5-of-6 mark from deep, at FGCU (1/6/24) to begin a five-game winning streak.
- Totaled 16 points, four boards, three assists and two steals at Georgia (12/22/23), shooting 6-of-11 overall and 4-of-8 on 3-pointers.
- Tallied 22 points and two steals at Florida State (12/19/23), connecting on five 3-pointers.
- Posted 15 points, six rebounds and a career-best five steals in a victory against Georgia Southern (12/9/23).
- Finished with 21 points on a 7-of-9 field-goal register at Iowa (11/29/23), knocking down both his 3-pointers, grabbing four rebounds and notching two steals.
- Logged 21 points on 7-of-12 shooting, including a 5-of-9 mark from deep, in a triumph over Maine (11/18/23).
- Amassed his first double-double with a 17-point, 10-rebound performance in a win against Northwestern State (11/17/23), adding three assists.
- Scored a then-career-high 30 points in a victory at Charleston Southern (11/9/23), shooting 9-of-15 from the floor, 4-of-7 on 3-pointers and 8-of-9 at the line.

2022-23 — JUNIOR (AT NORTH FLORIDA)

- Competed in all 31 games, one of five players to do so, and earned nine starting nods, including in each of the first eight affairs.
- Averaged 4.7 points, 2.5 rebounds and 0.9 assists in 19.7 minutes per game, plus made all 10 of his free-throw attempts.
- Ranked second on the team in 3-point percentage (39.1), fourth in field-goal percentage (45.4) and fifth in made 3-pointers (27).
- First—alone or with a teammate—player off the bench in 20 of his 22 reserve appearances.
- Registered three double-digit scoring performances, all within a five-game stretch to end the year during which he averaged 10.6 points per outing and made multiple 3-pointers in each one.
- Logged multiple assists and hit multiple 3-pointers eight times apiece, while compiling five-plus rebounds thrice.
- Capped the year with a 10-point performance versus Bellarmine (2/27/23) in the first round of the Atlantic Sun Tournament, shooting 2-of-3 on 3-pointers and grabbing five boards.
- Scored 12 points, shooting 5-of-7 overall and 2-of-3 beyond the arc, in a win over Eastern Kentucky (2/22/23).
- Totaled eight points and tied a season high with seven boards at Austin Peay (2/18/23).
- Posted his finest game of the year in his hometown of Nashville, recording a season-best 15 points, four rebounds and two assists in a double-overtime victory at Lipscomb (2/16/23), hitting all six of his field goals, including three shots from long range.
- Finished with nine points, four rebounds and two assists at High Point (12/3/22) after earning the start.
- Amassed eight points on 3-of-4 shooting, a season-best seven rebounds and two assists in a start at Duquesne (11/21/22).

■ *continues...*

OUTLOOK

PLAYERS

STAFF

REVIEW

RESULTS

RECORDS

HONORS

POSTSEASON

VOLMANAC

MEDIA INFO



PLAYERS

■ LANIER (continued)

2021-22 — SOPHOMORE (AT NORTH FLORIDA)

- Appeared in all 31 games, one of three Ospreys to do so, and started eight of them, including each of the final six.
- Averaged 4.5 points, 2.7 rebounds and 1.1 assists in 21.0 minutes per contest.
- Shot 80.5 percent (33-of-41) from the free-throw line to rank third on the team.
- Scored at least eight points on six occasions, with two double-digit performances, both with 14-plus points.
- Dished out multiple assists in 11 appearances, with three-plus in five.
- Grabbed five-plus rebounds in eight games, plus notched multiple steals and two 3-pointers five times each.
- Would have finished co-third in the Atlantic Sun, if qualified, with a 2.33 assist-to-turnover ratio.
- Posted 14 points, a season-best nine rebounds and three assists in a season-high 41 minutes in an overtime win at Stetson (2/26/22), also setting new top marks in free throws made (six) and attempted (nine).
- Logged eight points, four rebounds, three steals, two assists and one block versus Kennesaw State (1/17/22).
- Finished with eight points and six rebounds versus Stetson (1/8/22), shooting 3-of-4 from the field.
- Scored nine points on 4-of-6 shooting in a start at FGCU (1/5/22).
- Distributed a season-best five assists and pulled down six boards against Trinity Baptist (12/18/21) in his first start of the year.
- On the road at No. 20/16 Florida (12/8/21), put up eight points, five rebounds, two assists and one steal.
- Tallied a season-high 15 points versus Webber International (11/20/23), making all six of his field goals, including four from 3-point range, and his lone free throw.

2020-21 — FRESHMAN (AT NORTH FLORIDA)

- Played in 10 games and made one start, totaling 17 points, seven rebounds and six assists in 91 minutes of action.
- Dished out at least one assist in half his appearances and committed only three turnovers on the year.
- Played a season-high 25 minutes at Stetson (2/27/21), scoring four points and setting season highs in both assists (two) and steals (two).
- Scored a season-best 11 points in 23 minutes at Stetson (2/26/21), shooting 4-of-5 from the field, including 3-of-4 beyond the arc.
- Earned his first collegiate start at NC State (11/27/20) and played 12 minutes.

HIGH SCHOOL

- Averaged 22.8 points, 6.1 rebounds and 3.7 assists per game as a senior, shooting 56.9 percent from the floor and 45.3 percent (77-of-170) beyond the arc.
- Served as a team captain and helped his team reach the state quarterfinals for the second year in a row.
- Named a finalist for Tennessee Division II-AA Mr. Basketball honors, alongside future Volunteer guards Kennedy Chandler and B.J. Edwards.
- Collected *The Tennessean* First Team All-Midstate designation, as well as DII-AA First Team All-State accolades from both the TSWA and *The Tennessean*.
- Late-bloomer played three years of varsity basketball, but did not start regularly until his senior season, after which he held scholarship offers from only Campbell and North Florida.
- Prep teammate of current Ole Miss forward Malik Dia in 2019-20.
- Former Tennessee guard Jordan Bone, a 2019 NBA Draft choice, is among the notable Ensworth alumni, as are several NFL players, including Corn Elder and Super Bowl LVI champion Brycen Hopkins.

PERSONAL

- Full name is Chaz Harrison Lanier.
- Last name is pronounced *luh-NEER*.
- Born Dec. 19, 2001, in Nashville, Tenn.
- Parents are Thomas Lanier, a FedEx freight manager, and Stacey Lanier, a therapist.
- Both parents played college basketball, with his father scoring 1,247 points at Lipscomb from 1992-96 and his mother competing at Alcorn State in 1988-89.
- Has an older brother, Trey.
- Enrolled in the agricultural leadership, education and communications graduate program at Tennessee.
- Earned a bachelor's degree in sport management from North Florida in May 2024.
- Interests outside of basketball include camping, hiking, music and swimming.
- Favorite athlete is LeBron James because of his longevity and the way he carries himself.
- Best sports memory is scoring 33 points, then a career high, in a road win at Bellarmine on 1/25/24.
- Committed to Tennessee over BYU and Kentucky, among many other offers.
- Chose Tennessee to win, join a family culture and be pushed to his limits to become the best version of himself.
- Recipient of the Estep Athletic Scholarship.

■ LANIER CAREER HIGHS

Points.....	35 vs. North Alabama (2/8/24)	FGs Made.....	11 (2x), last vs. North Alabama (2/8/24)
Rebounds.....	10 vs. Northwestern State (11/17/23)	FGs Attempted.....	21 at Queens (2/14/24)
Assists.....	5 (2x), last vs. Coastal Georgia (11/6/23)	3Ps Made.....	6 (2x), last vs. Stetson (3/1/24)
Blocks.....	2 (2x), last at Austin Peay (2/3/24)	3Ps Attempted.....	15 at Florida State (12/19/23)
Steals.....	5 vs. Georgia Southern (12/9/23)	FTs Made.....	11 at Austin Peay (2/3/24)
Minutes.....	48:29 at Austin Peay (2/3/24)	FTs Attempted.....	12 at Austin Peay (2/3/24)



BEN LINNEMEYER

FRESHMAN
35

Guard • 6-6 • 205

lin-UH-my-urr

Columbia, Mo.

Link Academy (Mo.)

Communication Studies

HIGH SCHOOL

• Spent his final two years—his senior season and a post-graduate year—at Link Academy, where he played alongside Tennessee teammates Cameron Carr and Cade Phillips in 2022-23.

• Averaged 14.2 points, 5.4 rebounds and 4.0 assists per game his final year at Link, plus shot 90.0 percent at the line.

• Helped the team go 27-1, win the GEICO Nationals championship and finish No. 1 in both the ESPN and MaxPreps national rankings as a senior.

• Team captain as a junior at Rock Bridge High School, where he was a two-year starter.

• Helped his team finish second in the conference and reach the district title game his sophomore year.

• National Honor Society and honor roll student.

• In addition to Carr and Phillips, played alongside Elliot Cadeau (North Carolina), Corey Chest (LSU), Ryan Forrest (North Carolina A&T/Northwestern State), Jacob Fredson-Cole (Oklahoma), Tyler McKinley (Cincinnati) and Ja'Kobe Walter (Toronto Raptors/Baylor), among others, at Link.

• Among the notable Rock Bridge alumni are WNBA guard Sophie Cunningham, NASCAR driver Carl Edwards, Kansas guard Dajuan Harris Jr., ESPN announcer Tom Hart, Colorado Avalanche/Denver Nuggets President Josh Kroenke, UNLV head football coach Barry Odom and former All-Missouri Valley Conference guard Isaiah Mosley.

PERSONAL

• Full name is Benjamin Scott Linnemeyer.

• Last name is pronounced *lin-UH-my-urr*.

• Born Nov. 24, 2004, in Chicago and lived there until he was two.

• Parents are Scott Linnemeyer, who works in real state, and Kara Linnemeyer, a lawyer.

• Has an older sister, Kate.

• Majoring in communication studies.

• Interests outside of basketball include baseball, football and shoes.

• Favorite athlete is Jimmy Butler.

• Best sports memory is winning GEICO Nationals in Fort Myers, Fla., as a senior.

• Second player in Tennessee history from the state of Missouri, joining Derrick Walker (2017-19).

OUTLOOK

PLAYERS

STAFF

REVIEW

RESULTS

RECORDS

HONORS

POSTSEASON

VOLMANAC

MEDIA INFO





JAHMAI MASHACK

SENIOR

15

Guard • 6-4 • 202
Fontana, Calif.
Etiwanda
Psychology

juh-MY MAY-shack

Year	GP-GS	Min	Avg	Total FG-FGA	Pct	3-pt FG-FGA	Pct	FT-FTA	Pct	Rebs	Avg	PF-DQ	Ast	TO	Blk	Stl	Pts	Avg
21-22	27-0	120	4.4	7-17	.412	1-3	.333	4-9	.444	20	0.7	21-0	8	9	2	11	19	0.7
22-23	36-13	653	18.1	63-150	.420	11-35	.314	33-57	.579	85	2.4	65-2	55	46	10	51	170	4.7
23-24	36-8	646	17.9	56-125	.448	14-39	.359	36-50	.720	111	3.1	78-1	46	22	11	30	162	4.5
TOTAL	99-21	1419	14.3	126-292	.432	26-77	.338	73-116	.629	216	2.2	164-3	109	77	23	92	351	3.5

HONORS

- 2023-24 NABC Honors Court
- 2023-24 Winter SEC Academic Honor Roll
- 2023-24 SEC Community Service Team
- 2022-23 Winter SEC Academic Honor Roll
- 2022-23 CSC Academic All-District
- 2021-22 First-Year SEC Academic Honor Roll

2023-24 — JUNIOR

- One of six Volunteers to appear in all 36 games, including starting the first six and final two of the season.
- Placed fifth on the team with 1.3 assists per contest, adding 4.5 points, 3.1 rebounds and 0.8 steals in 17.9 minutes per game.
- Shot 44.8 percent from the floor, fourth-best on the roster (min. 25 FGA), and 72.0 percent at the line.
- First—alone or with a teammate—player off the bench in 17 of 28 reserve appearances.
- Led or co-led Tennessee in steals seven times, fourth-most on the team, as well as in blocks six times, rebounds twice and assists once.
- Scored at least eight points in 11 contests, reaching double figures in three.
- Tallied five-plus rebounds six times and multiple assists 11 times, with four on four occasions.
- Notched multiple steals in nine contests, including in five of the first six of the 2024 calendar year, and thrice blocked multiple shots.
- In his first start since November, tied career highs in total rebounds (eight) and offensive rebounds (five), with both marks leading all players in the Sweet 16 victory against No. 11 Creighton (3/29/24), adding four points, two assists, two steals and two blocks.
- Scored 10 points on 4-of-6 shooting versus Mississippi State (3/15/24) in the SEC Tournament quarterfinals.
- Turned in a dominant all-around performance in the win at No. 14/13 Alabama (3/2/24), posting eight points, a then-co-season best six rebounds, a season-high-tying four assists to co-lead the team, one steal and one block, while hitting both of his shots from deep, including a go-ahead 3-pointer from deep with 6:09 left to give Tennessee a lead it would not relinquish.
- Produced eight points and five rebounds, all on the offensive end, at Texas A&M (2/10/24), adding one assist.
- Stuffed the stat sheet with eight points, four rebounds, four assists and two steals in victory over Alabama (1/20/24).
- Put up 10 points, four rebounds, a season-high-tying four assists, two steals and one block in the win over No. 22/19 Ole Miss (1/6/24) to start SEC play and went 2-of-3 from 3-point range, his second straight game with multiple makes.
- Totaled season highs in points (11), made field goals (four) and assists (four), plus a then-high in rebounds (five), in the victory against eventual NCAA semifinalist NC State (12/16/23) in San Antonio, Texas.
- Set or tied then-season bests in points (nine), rebounds (four), assists (three), steals (two), made free throws (five) and free-throw attempts (six) in the victory against No. 20 Illinois (12/9/23), while also serving as one of the primary defenders on Terrence Shannon Jr., who went 5-of-16 from the floor.
- Went 3-for-5 from the field in an eight-point, four-rebound effort in which he posted the second-best plus/minus rating (+15) on the team as Tennessee took down Syracuse (11/20/23) at the Maui Invitational.
- Tallied nine points and three rebounds, as well as made all four of his free throws, against Tennessee Tech (11/6/23) in the season opener.
- Received due praise for his elite defensive talents by ESPN analyst Fran Fraschilla in a film breakdown video on Oct. 4.
- Appointed to serve as the vice chair of the 2023-24 SEC Men's Basketball Leadership Council.
- Selected to represent the SEC on the NCAA Men's Basketball Oversight Committee's (MBOC) Student-Athlete Engagement Group.

SUMMER 2023

- Nabbed a team-high 10 steals during UT's three games in Italy in August while averaging 8.0 points, 4.0 assists and 3.0 rebounds per game.
- Totaled 12 assists against only one turnover in close to 63 minutes of action during the Vols' three wins in Italy.
- Took part in a service and cultural immersion trip to the Philippines as part of UT's VOLEaders Academy in July.

continues...

MASHACK (continued)

2022-23 — SOPHOMORE

- Appeared in all 36 games, with 13 starts, and averaged 4.7 points, 2.4 rebounds, 1.5 assists and 1.4 steals per game, as well as earned a reputation as one of the SEC's best perimeter defenders.
- Scored in double figures six times.
- Led the team in steals nine times, assists four times and blocks three times.
- Started all three of Tennessee's NCAA Tournament games and averaged 6.7 points while shooting .500 from the field (7 for 14) in 25.3 minutes per game.
- Totaled 11 points, three assists and a pair of steals in Tennessee's NCAA Tournament first-round win over Louisiana (3/16/23).
- Paced the Volunteers in assists through the team's two SEC Tournament games, dishing out 3.5 per game while also averaging 9.5 points per game.
- Scored 14 points on 5-of-8 shooting with a team-high four assists against Missouri in the SEC Tournament (3/10/23).
- In the absence of Zakai Zeigler, saw extended action at point guard against Arkansas (2/28/23) and dished out a career-high-tying five assists, along with six points and a career-high-tying four steals on the defensive end.
- Shot a perfect 2-for-2 from 3-point range in the home win over South Carolina (2/25/23), totaling 14 points on 5-of-7 shooting with six rebounds, two assists, two steals and a plus-35 mark.
- Finished with career-high totals in points (16) and rebounds (eight) at Kentucky (2/18/23), scoring nine of his 16 points in the second half, with his 34 minutes of action a career high.
- Made a huge impact in the win over top-ranked Alabama (2/15/23), grabbing three steals and posting a game-best plus/minus rating of plus-9 in his first-career SEC start, as well as, while on the court, limiting Brandon Miller to 0-of-6 shooting from the field and only four points.
- Instrumental in the second-half comeback against Missouri (2/11/23), playing lockdown defense and recording five points, two assists and two blocks in 21 minutes, 16 of which came in the second half.
- Provided a spark in seven minutes off the bench against Auburn (2/4/23) with four points and three offensive rebounds.
- Gathered a career-high-tying four steals in just 16 minutes at South Carolina (1/7/23).
- Served as the primary defender on Ole Miss leading scorer Matthew Murrell, holding him to just five points on 1-for-11 shooting during the Vols' SEC-opening road win (12/28/22), and was a team-high plus-12 in the win.
- Made an all-around impact against Austin Peay (12/21/22) with five points, a career-high five assists, five rebounds and a team-high three steals.
- Hit a clutch 3-pointer just before the shot clock expired with 4:42 remaining to extend Tennessee's lead back to five points against No. 13 Maryland (12/11/22).
- Made his second straight start and played a career-high 28 minutes against Eastern Kentucky (12/7/22), scoring eight points, grabbing five rebounds and recording three steals and two blocks.
- Making his first career start, had a career-best outing against Alcorn State (12/4/22)—posting career-high totals in points (13), rebounds (7), steals (4) and minutes (27).
- Scored seven points—including three on an and-one dunk in transition—and had three steals against USC (11/24/22).
- Provided a spark off the bench in the first half against Butler (11/23/22), scoring six points and recording two steals.
- Had a breakout performance against FGCU (11/16/22), scoring a career-high 10 points—including a rim-rattling one-handed slam and recording four rebounds, two assists and two steals in a career-high 23 minutes.
- In the season-opening win over Tennessee Tech (11/7/22), came off the bench to log then-career highs in points (five), assists (three), steals (steals) and minutes (19).
- Appointed to serve on the 2022-23 SEC Men's Basketball Leadership Council.

2021-22 — FRESHMAN

- Appeared in 27 games during his freshman season, averaging 4.4 minutes off the bench.
- Eleven of his 20 rebounds came on the offensive end of the floor.
- Made his NCAA Tournament debut versus Longwood (3/17/22), recording two points and one rebound in nine minutes.
- Scored three points off an and-one layup in seven minutes against Vanderbilt (2/12/22).
- Played nine minutes at Kentucky (1/15/22), dishing out two assists and also recording one rebound and one assist.
- Scored two points in six minutes off the bench at LSU (1/8/22).
- Grabbed three offensive rebounds in just six minutes against Ole Miss (1/5/22).
- Had two steals in four first-half minutes at Alabama (12/29/21).
- In a season-high 14 minutes against USC Upstate (12/14/21), scored three points and had two steals.
- Made his first collegiate 3-pointer against UNC Greensboro (12/11/21), scoring three points and logging two steals in a season-high eight minutes.
- Made his collegiate debut in the season-opening win over UT Martin (11/9/21) and crashed the glass hard during close to seven minutes of action off the bench, finishing with five rebounds, two points and an assist.

HIGH SCHOOL

- Graduated from Etiwanda High School, in Rancho Cucamonga, Calif., where he was coached by David Kleckner.
- Enrolled at UT in late June so he could finish his senior high school season, as the state of California moved its 2020-21 season to the spring due to the COVID-19 pandemic.
- Ranked as high as No. 50 among nationwide prospects in the Class of 2021 by Rivals.com.
- Rated by ESPN as a four-star, top-80 prospect (fourth-rated prospect in the state of California).
- One of 10 players named to the 2021 Los Angeles Times' All-Star Boys' Basketball Team.
- Shared Baseline League Player of the Year honors with USC-bound Malik Thomas and became the first Etiwanda player to be named Cal-Hi Sports State Senior Player of the Year.

OUTLOOK

PLAYERS

STAFF

REVIEW

RESULTS

RECORDS

HONORS

POSTSEASON

VOLMANAC

MEDIA INFO



continues...

MASHACK (continued)

- Finished his high school career by leading Etiwanda (14-2) to the 2021 CIF Southern California Regional Open Division title on June 19, totaling 21 points, 10 rebounds, seven assists, four steals and two blocks in the championship game triumph over top-seeded San Diego Torrey Pines.
- Scored 20 points in Etiwanda's semifinal win over Sierra Canyon on June 17, 2021, helping the Eagles avenge a loss to Sierra Canyon earlier in the season.
- Recorded the first playoff triple-double in Etiwanda history during a victory over Ribet Academy in CIF Open Division pool play on May 28, 2021, logging 17 points, 13 rebounds, 11 assists, four blocks four steals.
- As a junior in 2019-20, aided the Eagles to the CIF Southern California Regional final and a 30-4 record.
- Garnered 2020 CaliHiSports.com Second Team All-State acclaim and earned scholarship offers from several high-major programs during the summer of 2020.

PERSONAL

- Full name is Jahmai Mashack.
- Name is pronounced *juh-MY MAY-shack*.
- Born Nov. 10, 2002, in Riverside, Calif.
- Parents are Elton Mashack and Meika Mashack.
- Father, a firefighter, played basketball at Loyola Marymount from 1997-01, scoring over 1,000 career points and earning First Team All-WCC honors as a senior.
- Mother ran track at UNLV before graduating from Cal and now serves as the CEO of Coaching Without Walls.
- Older brother, Kwesi Mashack, played cornerback for the Arizona football from 2014-17.
- Younger sister, Malika Mashack, is currently on the track & field team at UNLV.
- Majoring in psychology with a minor in sociology.
- Seventh player in Tennessee history from the state of California, including the first in a decade and the second, alongside Renaldo Woolridge (2008-12), to play for four seasons.
- Overcame a battle with Guillain-Barré syndrome as a child; which he discussed on his episode of the OFWAF podcast.
- Possesses a wingspan upwards of 6-9 and a standing reach of 8-5.
- Recipient of the Randall Keith Nutt Athletic Scholarship Endowment.

MASHACK CAREER HIGHS

Points.....	16 at Kentucky (2/18/23)	FGs Made	7 at Kentucky (2/18/23)
Rebounds.....	8 (2x), last vs. Creighton in Detroit (3/29/24)	FGs Attempted	12 at Kentucky (2/18/23)
Assists	5 (2x), last vs. Arkansas (2/28/23)	3Ps Made.....	2 (4x), last at Alabama (3/2/24)
Blocks.....	2 (5x) last vs. Creighton in Detroit (3/29/24)	3Ps Attempted.....	3 (7x), last vs. Florida (1/16/24)
Steals.....	4 (3x), last vs. Arkansas (2/28/23)	FTs Made.....	5 vs. Illinois (12/9/23)
Minutes	34:03 at Kentucky (2/18/23)	FTs Attempted.....	6 (3x), last vs. Illinois (12/9/23)



IGOR MILIČIĆ JR.

SENIOR
7

Forward • 6-10 • 225

EE-gore MILL-ih-chich

Rovinj, Croatia

Charlotte / Virginia / ProGenius Ulm (Germany)

Business Administration

Year	GP-GS	Min	Avg	Total FG-FGA	Pct	3-pt FG-FGA	Pct	FT-FTA	Pct	Rebs	Avg	PF-DQ	Ast	TO	Blk	Stl	Pts	Avg
21-22*	16-0	100	6.3	11-29	.379	8-22	.364	3-6	.500	15	0.9	2-0	3	3	5	4	33	2.1
22-23^	35-22	748	21.4	98-206	.476	41-122	.336	31-40	.775	145	4.1	56-0	21	45	17	22	268	7.7
23-24^	31-30	998	32.1	130-267	.487	56-149	.376	81-99	.818	262	8.5	77-1	53	61	35	22	397	12.8
TOTAL	82-52	1847	22.5	239-502	.476	105-293	.358	115-145	.793	422	5.1	135-1	77	109	57	48	698	8.5
Charl.	66-52	1747	26.5	228-473	.482	97-271	.358	112-139	.806	407	6.2	133-1	74	106	52	44	665	10.1
* at Virginia		^ at Charlotte																

HONORS

- 2023-24 Third Team All-AAC

2023-24 — JUNIOR (AT CHARLOTTE)

- One of two 49ers to appear in all 31 games, earning 30 starts to tie for second-most on the team.
- Averaged 12.8 points, 8.5 rebounds, 1.7 assists and 1.1 blocks in 32.1 minutes per game, while shooting 48.7 percent on field goals, 37.6 percent from deep and 81.8 percent at the line.
- Paced the team in rebounding, defensive rebounding (7.0), blocks, minutes, 3-point percentage, made 3-pointers (56) and free-throw percentage.
- Finished second in scoring and offensive rebounding (1.5), as well as third in assists, field-goal percentage, made field goals (130), made free throws (81), free-throw attempts (99), plus co-third in total steals (22).
- Amassed 10 double-doubles, eight more than all his teammates combined.
- One of three DI players to average at least 12.5 points and 8.0 rebounds per game on 48/37/81 shooting splits, alongside UT Martin's Jacob Crews (First Team All-OVC) and Boston College's Quinten Post (Second Team All-ACC).
- Per KenPom, placed No. 41 nationally in defensive rebounding percentage (25.4) and No. 49 in true shooting percentage (63.7).
- Tied for No. 23 in the country in defensive rebounding average, placed No. 39 in total defensive rebounds (217) and tied for No. 58 in double-doubles.
- Finished second in the AAC in defensive rebounding average and total defensive rebounds (217), as well as fourth in rebounding average, total rebounds (262) and double-digit rebounding performances (12), while tying for fourth in double-doubles.
- Placed sixth in the league in free-throw percentage, ninth in blocks average and total blocks (35), No. 10 in 3-point percentage and No. 15 in both field-goal percentage and minutes average.
- In league-only action, finished third in defensive rebounding average (6.4) and total defensive rebounds (115), seventh in rebounding average (7.9) and total rebounds (142), ninth in blocks average (1.1) and total blocks (20), No. 11 in 3-point percentage (37.6), No. 14 in minutes average (33.2), co-No. 14 in total minutes (598) and co-No. 15 in made 3-pointers per game (1.9).
- Led Charlotte in games with five-plus (27), 10-plus (12) and 13-plus (five) rebounds, as well as in outings with two-plus (17) and four-plus (two) made 3-pointers.
- Finished second on the team in outings with 10-plus (20), 15-plus (12) and 22-plus (three) points, as well as in multiple-block contests (six), while ranking first in showings with four-plus blocks (three).
- Tied for second with six multiple-steal performances, while logging multiple assists 15 times and at least four assists on four occasions.
- Logged all five of the team's individual outings of 13-plus rebounds, all three of its four-plus block performances, both of its 43 plus minute appearances and its lone showing with five made 3-pointers, plus recorded the second-highest single-game point total (26).
- Grabbed a career-high 16 rebounds in 39 minutes of action in the last game of the year, an AAC Tournament matchup with Temple (3/15/24).
- Scored a career-high 26 points and pulled down 10 rebounds in the home finale against Rice (3/6/24), shooting 7-of-11 overall, 4-of-7 from deep and 8-of-10 at the line, tying career bests in made field goals, made free throws and free-throw attempts.
- Notched 16 points on 6-of-12 shooting at Memphis (2/21/24), grabbing five rebounds.
- Amassed 12 points and a then-career-best 14 rebounds in 38 minutes in a victory at Wichita State (2/18/24).
- Compiled an 11-point, 11-rebound double-double in a win at Temple (2/11/24).
- Produced 15 points on 6-of-10 shooting, nine rebounds, a career-high five assists and two blocks in 38 minutes at South Florida (2/6/24).
- Finished with 12 points, 10 rebounds and a career-best five blocked shots versus East Carolina (2/3/24) in the team's eighth straight win.
- Totaled 22 points, 13 rebounds, three assists and two blocks at Tulane (1/27/24), shooting 7-of-13 from the floor and 7-of-8 at the line.
- Scored 15 points, shooting 3-of-5 from deep and making all four of his free throws, against UAB (1/23/24).

continues...



■ MILIČIĆ (continued)

- Poured in 19 points on 7-of-11 shooting at UTSA (1/13/24), adding four boards and two steals.
- Registered a 17-point, 10-rebound double-double against Tulsa (1/10/24), shooting 7-of-11 from the field, including 3-of-5 beyond the arc.
- Opened an eight-game winning streak with 13 points, five rebounds and two assists versus reigning NCAA semifinalist No. 17 Florida Atlantic (1/6/24), hitting all five of his free throws.
- Capped non-conference play with 22 points, nine rebounds, two assists and two steals at Stetson (12/29/23), finishing 7-of-12 from the floor and a perfect 5-of-5 at the line.
- Posted eight points, six rebounds and a then-career-best four rebounds at No. 22/21 Duke (12/9/23), becoming the first of two players, alongside Virginia's Ryan Dunn, to block four shots on the road against the Blue Devils on the year.
- Had 19 points and eight rebounds versus Davidson (11/29/23), shooting 7-of-9 from the floor, including 5-of-6 beyond the arc to set a career high in makes.
- Tallied 18 points, 10 rebounds and two assists against UCF (11/20/23) in the Jacksonville Classic in St. Augustine, Fla.
- Opened the Jacksonville Classic with 15 points and a then-career-high 13 boards in a win over George Mason (11/19/23), shooting 8-of-10 from the stripe to set career bests in both categories.
- Logged 15 points, a then-career-best 12 rebounds and three assists against Utah Valley (11/15/23) in the "He Gets Us" Hall of Fame Series at the Spectrum Center.
- Contributed a 13-point, 10-rebound double-double versus Liberty (11/10/23) in the "He Gets Us" Hall of Fame Series opener.

2022-23 — SOPHOMORE (AT CHARLOTTE)

- Played in 35 of 36 contests, missing one due to illness, and garnered 22 starting opportunities.
- Averaged 7.7 points and 4.1 rebounds in 21.4 minutes per game, shooting 47.6 percent from the field, 33.6 percent beyond the arc and 77.5 percent at the stripe.
- Placed second on the team in total blocks (17), third in total rebounding, co-third in total offensive rebounds (28), fourth in scoring and co-fourth in total steals (22).
- Logged one double-double, becoming the first 49er in nearly nine years—the last was Shawn Lester on 1/30/14—to post at least 20 points and 10 rebounds in under 31 minutes of action.
- Amassed 10 double-digit scoring performances, with 16-plus thrice and 20 once.
- Grabbed at least five rebounds on 17 occasions, with seven-plus five times and 11 twice.
- Hit three-plus 3-pointers in seven outings, plus notched multiple steals in six affairs, multiple assists in four and two blocks in three.
- Posted the second-best single-game field-goal percentage (min. 5 FGA) by a 49er with an 87.5 clip (7-of-8).
- Tallied nine points on 4-6 shooting in a CBI semifinal victory over Radford (3/21/23) in Daytona Beach, Fla.
- Scored 11 points and hit three 3-pointers in the CBI opener against Western Carolina (3/18/23).
- Concluded the regular season with nine points and a co-season-high 11 rebounds in 37 minutes versus UAB (3/4/23).
- Put up 11 points on 4-of-6 shooting, five rebounds and two blocks in the road finale at UTSA (3/2/23).
- Had seven points, four rebounds and a season-best four assists in a win at Louisiana Tech (2/18/23).
- Logged 10 points on 4-of-6 shooting, including a 2-of-3 ledger from deep, and five boards at Rice (1/26/23).
- Recorded 16 points, seven rebounds, three steals and two assists versus UTSA (1/14/23), shooting 5-of-9 overall, 3-of-6 beyond the arc and 3-of-3 at the line.
- Finished with nine points on a perfect 3-of-3 field-goal clip against Middle Tennessee (12/29/23), adding six boards and two steals.
- Did not play in the conference opener at UAB (12/22/22) due to a non-COVID illness, the lone contest he missed in two years at Charlotte.
- Turned in a 20-point, 11-rebound showing against Detroit Mercy (12/10/22), setting a season high in both categories, while shooting 7-of-8 from the floor to set a new season best in makes and 4-of-5 from deep to tie his top mark in makes.
- Posted 11 points on 4-of-6 shooting and seven rebounds versus Appalachian State (12/2/22).
- Registered a then-season-best 18 points and seven rebounds in a season-high 41 minutes in an overtime victory at Davidson (11/29/22), shooting 6-of-11 from the field, including 4-of-7 beyond the arc to set a new season best in 3-point makes.
- Produced 13 points on 5-of-9 shooting, including a 3-of-6 long-range clip, along with six rebounds and two assists against Presbyterian (11/26/22).
- Notched 11 points and five rebounds in the Myrtle Beach Invitational finale against UMass (11/20/22) in Conway, S.C.
- Scored 13 points on 5-of-8 shooting versus Maryland-Eastern Shore (11/14/22), adding four boards and a block.

2021-22 — FRESHMAN (AT VIRGINIA)

- Played in 16 games, averaging 2.1 points in 6.3 minutes per contest.
- Totaled 33 points, 15 rebounds and five blocks in 100 minutes of action, while shooting 36.4 percent (8-of-22) from 3-point range.
- Grabbed multiple rebounds in five outings, twice scored nine-plus points and twice hit multiple 3-pointers.
- Posted two points and one rebound against the eventual NCAA runner-up, North Carolina (1/8/22).
- Recorded nine points on a 3-of-4 long-range shooting versus Farleigh Dickinson (12/18/21), adding two rebounds, one steal and one block.
- Tallied three points and two rebounds in a win over Pittsburgh (12/3/21) in his first ACC appearance.
- Scored a season-best 11 points on 3-of-6 shooting, including a 2-of-4 clip from deep, in a season-high 14 minutes against Coppin State (11/19/21).

HIGH SCHOOL

- Attended ProGenius Ulm while competing for Orange Academy Ratiopharm, a ProA team in Germany.
- Averaged 13.3 points, 5.2 rebounds and 1.8 assists per game across 21 outings in 2020-21, shooting 44.7 percent from the floor

■ continues...

■ MILIČIĆ (continued)

- and 33.3 percent beyond the arc.
- Also played three games for Ratiopharm Ulm, a Bundesliga (BBL) team, that same year.
 - Competed alongside current San Antonio Spurs guard Jeremy Sochan, a top-10 NBA Draft pick in 2022, with Orange Academy Ratiopharm in 2020-21.
 - Debuted for the Polish National Team in Feb. 2020 during FIBA EuroBasket qualifying competition.

PERSONAL

- Full name is Igor Miličić Jr.
- Name is pronounced *EE-gore MILL-ih-chich*.
- Born Aug. 27, 2002, in Pula, Croatia, and also holds Polish citizenship.
- Parents are Igor Miličić Sr., and Barbara Miličić.
- Father played professional basketball for 20 years, 1993-2013, winning three Polish Cups and one Belgian Cup, plus claiming the Polish League assists title in 2011.
- Father, who has coached professionally since 2014 and won two more Polish Cups, has served as the head coach of the Polish National Team since Oct. 2021 and as the head coach of GeVi Napoli Basket, a Serie A team he led to the 2023-24 Italian Cup title, since June 2023.
- Has two younger brothers, Zoran and Teo.
- Majoring in business administration.
- Interests outside of basketball include going to the beach and hanging out with friends.
- Favorite athlete is Kobe Bryant because of his mentality.
- Best sports memory is winning the U-16 Polish championship in 2018.
- Wears his socks inside-out for games.
- Committed to Tennessee over Baylor, BYU, Clemson and Nebraska.
- Chose Tennessee because of Rick Barnes, the program's success putting players in the NBA, the great culture and the opportunity to win games in the NCAA Tournament.
- First player in Tennessee history from Croatia and first to wear jersey No. 7.
- Wore No. 24 during the first three years of his career.
- Possesses a standing reach just shy of 9-0.
- Recipient of the Holland Family Athletic Scholarship.

■ MILIČIĆ CAREER HIGHS

Points	26 vs. Rice (3/6/24)	FGs Made	7 (7x), last vs. Rice (3/6/24)
Rebounds	16 vs. Temple in Fort Worth (3/15/24)	FGs Attempted	14 vs. UCF in St. Augustine (11/20/23)
Assists	5 at South Florida (2/6/24)	3Ps Made	5 vs. Davidson (11/29/23)
Blocks	5 vs. East Carolina (2/3/24)	3Ps Attempted	8 (2x), last at Richmond (12/16/23)
Steals	3 (3x), last vs. Stetson (12/5/23)	FTs Made	8 (2x), last vs. Rice (3/6/24)
Minutes	44:00 vs. UCF in St. Augustine (11/20/23)	FTs Attempted	10 (2x), last vs. Rice (3/6/24)

OUTLOOK

PLAYERS

STAFF

REVIEW

RESULTS

RECORDS

HONORS

POSTSEASON

VOLMANAC

MEDIA INFO





FELIX OKPARA

JUNIOR

34

Forward • 6-11 • 235

ock-PAR-uh

Lagos, Nigeria

Link Academy (Mo.)

Retail & Merchandising Management

Year	GP-GS	Min	Avg	Total		Pct	3-pt		Pct	FT-FTA	Pct	Rebs	Avg	PF-DQ	Ast	TO	Blk	Stl	Pts	Avg
				FG-FGA	61-104		FG-FGA	1-5		200		127		3.6						
22-23*	35-11	541	15.5	61-104	.587	1-5	.200	16-26	.615	127	3.6	61-2	9	18	44	14	139	4.0		
23-24*	35-34	824	23.5	99-169	.586	0-6	.000	33-56	.589	224	6.4	100-5	18	34	83	14	231	6.6		
TOTAL	70-45	1365	19.5	160-273	.586	1-11	.091	49-82	.598	351	5.0	161-7	27	52	127	28	370	5.3		
* at Ohio State																				

2023-24 — SOPHOMORE (AT OHIO STATE)

- Appeared in 35 of 36 games, missing one due to illness, and earned 34 starting nods.
- Averaged 6.6 points, 6.4 rebounds and 2.3 blocks in 23.5 minutes per game, finishing with a 58.6 percent field-goal clip.
- Tied for the eighth-most total blocks in a single season in Ohio State history with 83.
- Paced the team in field-goal percentage, total rebounding, offensive rebounding (2.3), blocks and dunks (49), as well as ranked fourth in scoring and made field goals (99).
- One of two DI players, alongside NCAA blocked shots leader Isaiah Cozart of Eastern Kentucky, to notch 60-plus blocks and register at least one in every appearance.
- Per KenPom, registered a 10.2 block percentage to rank No. 18 among qualified DI players, as well as posted an 11.1 offensive rebound percentage.
- Played the second-most minutes (824) of anyone with at least a 10.0 block percentage and 11.0 offensive rebound percentage, while only eight other Power Six players hit those marks at even 250-plus minutes: Connecticut's Donovan Clingan (788), Houston's J'aVier Francis (765), UCF's Ibrahima Diallo (608), Auburn's Dylan Cardwell (509), Ole Miss' Jamarion Sharp (489), Kentucky's Ugonna Onyenso (450), Iowa State's Hason Ward (445) and St. John's' Zubey Ejiofor (370).
- Placed ninth nationally in total blocks and No. 11 in blocks per game, with all but two of the players above him in each category logging more minutes per contest.
- Ranked fourth nationally with 25 multiple-block showings, trailing only Purdue's Zach Edey, Eastern Kentucky's Isaiah Cozart and Creighton's Ryan Kalkbrenner.
- Finished second in the Big Ten in blocks average and third in total blocks, as well as ninth in total offensive rebounds (79), No. 10 in offensive rebounding average, co-No. 13 in total rebounds (224) and No. 14 in rebounding average.
- In league-only action, placed second in both blocks average (2.4) and total blocks (47), plus co-sixth in both offensive rebounding average (2.2) and total offensive rebounds (45), as well as co-No. 12 in total rebounds (128) and co-No. 14 in rebounding average (6.4).
- Scored in double figures on nine occasions, posting 14-plus points three times.
- Grabbed five-plus rebounds 25 times, reaching seven-plus in 18 games, 10-plus in five outings and 14-plus twice, all team highs.
- Pulled down at least five offensive boards in five contests and logged seven twice, both marks leading the team.
- Recorded 25 multiple-block performances, posting at least three in 14 of them and four-plus in six, all team highs.
- Accounted for half the team's double-digit rebounding outings, including notching the two top single-game totals (15 and 14).
- Compiled all but one of Ohio State's 15 three-block showings and all six of its four-block outings.
- Tied for the most offensive rebounds (seven, twice) in a single game by a Buckeye.
- Concluded the year by averaging 13.7 points per game on 63.3 percent (19-of-30) 2-point shooting in the team's three NIT outings.
- Notched 12 points on 6-of-10 shooting, seven rebounds, two assists and two blocks against Georgia (3/26/24) in the NIT quarterfinals.
- Put up 13 points on 6-of-9 shooting, six rebounds and two blocks in an NIT second-round win over Virginia Tech (3/23/24).
- Opened the NIT with a career-best 16-point display against Cornell (3/19/24), shooting 7-of-13 from the floor to set a career high in makes, while adding seven boards and three blocks.
- Compiled four points, 10 rebounds and four blocks versus No. 13/14 Illinois (3/15/24) in the Big Ten Tournament quarterfinals.
- Ended the regular season with 10 points on 4-of-6 shooting, eight rebounds and three blocks in a victory at Rutgers (3/10/24).
- Contributed 10 points, six rebounds and two blocks in a win at Michigan State (2/25/24), shooting 5-of-8 from the field.
- Tied a then-career high with 14 points on 5-of-7 shooting at Iowa (2/2/24), adding eight rebounds, two assists, two blocks and two steals.
- Finished with eight points and 14 rebounds, one shy of his career best, in a win against Penn State (1/20/24), chipping in three blocks.
- Tallied 10 points, nine rebounds and a co-career-high five blocks in a career-high-tying 35 minutes at Michigan (1/15/24), shooting 5-of-8 from the floor.
- Produced six points, a career-best 15 rebounds and a career-high-tying five blocks at Indiana (1/6/24).
- Had 10 points, four rebounds and two blocked shots in a victory over UCLA (12/16/23) in the CBS Sports Classic in Atlanta.
- Did not play against New Orleans (12/21/23) due to illness, the lone game he missed in two years with the Buckeyes.
- Registered nine points on a 4-of-5 field-goal clip and eight rebounds at Penn State (12/9/23).
- Set a career high with five blocks in a win over Minnesota (12/3/23) to begin Big Ten Play, adding three points and eight rebounds.
- Scored 14 points on a perfect 6-of-6 field-goal ledger against Central Michigan (11/29/23), adding nine boards.
- Grabbed 10 rebounds in just 18 minutes in a win over eventual NCAA semifinalist No. 17/15 Alabama (11/24/23) in the Emerald Coast

continues...

■ OKPARA (continued)

Classic in Niceville, Fla.
• Compiled 11 rebounds versus Western Michigan (11/19/23), adding six points and four blocked shots.

2022-23 — FRESHMAN (AT OHIO STATE)

- One of five Buckeyes to compete in all 35 games, he started 11 contests, including each of the final nine.
- Averaged 4.0 points, 3.6 rebounds and 1.3 blocks in 15.5 minutes per game, while shooting 58.7 percent from the floor.
- Recorded 44 total blocks, the sixth-most by a freshman in Ohio State history.
- Led the team in field-goal percentage and blocks, plus placed third in offensive rebounding (1.3) and fifth in total rebounding.
- Compiled two double-doubles, third-most among Buckeyes.
- If qualified, would have ranked No. 27 nationally in block percentage (8.8), per KenPom.
- Placed fifth in the Big Ten in both blocks per game and total blocks, and was the conference's only player with 32-plus rejections (top-13 in the league) who averaged under 21.0 minutes per game.
- In league-only action, finished co-seventh in total blocks (24) and eighth in blocks per game (1.2).
- Scored in double figures three times, as well as blocked multiple shots on a team-best 12 occasions, with four-plus a team-leading twice.
- Pulled down at least five rebounds in seven contests, reaching eight-plus in three and tallying 12 twice.
- Registered multiple steals three times, as well as twice notched two assists.
- Accumulated five of the team's eight three-block performances, including the top two single-game figures (five and four).
- Collected the top single-game steal total (four) by a Buckeye and tied for the second-most offensive rebounds (six) in an outing.
- Ended the year with seven points, four rebounds and one block versus No. 5/3 Purdue (3/11/23) in the Big Ten Tournament semifinals.
- Put up eight points on 4-of-6 shooting, eight rebounds and a season-best five blocks in a season-high 35 minutes of action in a Big Ten Tournament quarterfinal victory over Michigan State (3/10/23).
- Logged a season-high 12 points, a co-season-best 12 rebounds and three blocks in 31 minutes versus Maryland (3/1/23) in the home finale, shooting 5-of-8 from the floor to tie his top mark in makes.
- Scored eight points on a perfect 4-of-4 field-goal clip against Penn State (2/23/23).
- Had four points, making both his field-goal attempts, and blocked four shots at third-ranked Purdue (2/19/23).
- Tallied eight points on 4-of-5 shooting at Indiana (1/28/23), adding four rebounds and a block.
- Recorded six points on 3-of-4 shooting and three blocks against Iowa (1/21/23).
- Stuffed the stat sheet against top-ranked Purdue (1/5/23), totaling five points, five rebounds, three blocks and two assists in 30 minutes of play.
- Accumulated 10 points, four rebounds and one block against Maine (12/21/22), shooting 5-of-7 from the floor.
- Hit both his field-goal attempts versus reigning NCAA finalist North Carolina (12/17/22) in the CBS Sports Classic in New York City, ending the contest with four points, three rebounds, two assists, two blocks and a season-best four steals in just 12 minutes.
- Notched his first double-double with 10 points, including hitting a 3-pointer on his first collegiate attempt, and a season-high 12 rebounds against St. Francis (PA) (12/3/22), adding two steals and a block.

HIGH SCHOOL

- Unanimously considered a four-star recruit and a top-four prospect in the state of Missouri.
- Finished No. 68 overall in the On3 Consensus rankings, including ninth among centers.
- Ranked as the No. 62 recruit in the nation by ESPN and the No. 71 overall prospect by Rivals.
- Spent his final prep year at Link Academy, where he played alongside Tennessee teammate Cameron Carr, as well as one-and-done Volunteer standout Julian Phillips.
- Recorded over 8.0 points, 6.0 rebounds and 2.0 blocks per game as a senior, aiding his team to a 34-2 record and a runner-up finish at GEICO Nationals.
- Set a school record with 160 shots in three years at Hamilton Heights Christian Academy in Chattanooga, Tenn.
- Averaged approximately 11.0 points, 8.0 rebounds and 2.0 blocks per game during his junior campaign.
- Logged 113 blocked shots, then a single-season school record, as a sophomore, breaking the prior mark by 43.
- Swatted 16 shots in a game against Lighthouse Christian on 2/12/20 to set a school record, breaking his own mark of 10 against Core4Prep on 11/19/19.
- In addition to Carr and Phillips, played alongside Omaha Biliew (Wake Forest/Iowa State), Trey Green (Xavier), Damien Mayo Jr. (Southern Illinois/Missouri State), Ethan Lathan (Boise State), Tarris Reed Jr. (Connecticut/Michigan) and Jordan Walsh (Boston Celtics/Arkansas), among others, at Link.
- First-round NBA Draft choices Shai Gilgeous-Alexander and Nickeil Alexander-Walker are among the notable Hamilton Heights alumni.

PERSONAL

- Full name is Felix Eberechukwu Okpara.
- Last name is pronounced *ock-PAR-uh*.
- Born April 20, 2004, in Lagos, Nigeria.
- Moved to the United States in August 2018, settling in Chattanooga, Tenn.
- Parents are Kennedy and Joy Okpara, while his American host parents are Adam and Brittany Levitt.
- Has an older sister (Gold), an older brother (David), a younger brother (Kennedy) and a younger sister (Molly).
- In his host family, has an older sister (Avery), a younger brother (Reid) and a younger sister (Copelyn).
- Adam, Brittany and Avery Levitt all attended Tennessee.
- Majoring in retail and merchandising management.

OUTLOOK

PLAYERS

STAFF

REVIEW

RESULTS

RECORDS

HONORS

POSTSEASON

VOLMANAC

MEDIA INFO



■ continues...

■ OKPARA (continued)

- Interests outside of basketball include fashion, movies and video games.
- Played soccer while growing up in Nigeria and did not begin playing basketball until a few months before moving to the United States.
- Favorite athlete is Giannis Antetokounmpo because he can relate to him on and off the court, as well as because of his work ethic.
- Chose Tennessee both because he wanted to be closer to home and due to his love for the coaching staff and players.
- Third player in Tennessee history from Nigeria, joining Yemi Makanjula (2011-13) and Emmanuel Ngedu (2008-09).
- Owns a standing reach over 9-4 and a wingspan just shy of 7-3.
- Recipient of The John Stokely Family Athletic Endowment.

■ OKPARA CAREER HIGHS

Points.....	16 vs. Cornell (3/19/24)	FGs Made.....	7 vs. Cornell (3/19/24)
Rebounds.....	15 at Indiana (1/6/24)	FGs Attempted.....	13 vs. Cornell (3/19/24)
Assists.....	2 (6x), last vs. Georgia (3/26/24)	3Ps Made.....	1 vs. St. Francis (PA) (12/3/22)
Blocks.....	5 (4x), last at Michigan (1/15/24)	3Ps Attempted.....	2 vs. Purdue in Chicago (3/11/23)
Steals.....	4 vs. North Carolina in New York City (12/17/22)	FTs Made.....	4 at Iowa (2/2/24)
Minutes.....	35:12 vs. Michigan State in Chicago (3/10/23)	FTs Attempted.....	7 vs. Cornell (3/19/24)



GAVIN PAULL

FRESHMAN
24

Guard • 5-11 • 158
Austin, Texas
Westlake
Electrical Engineering

HIGH SCHOOL

- Four-year varsity letter winner helped his team compile a 127-17 (.882) overall record, a 56-4 (.933) mark in district play and four straight district titles during his prep career.
- Two-time UIL First Team All-District 26-6A selection, claiming the honor as both a junior and senior.
- Averaged 15.0 points, 4.0 rebounds and 4.0 assists per game as a senior captain, earning UIL District 26-6A Offensive Player of the Year and team MVP designations.
- Posted 12.0 points, 3.0 assists and 2.0 rebounds per game during his junior campaign, collecting all-area and team offensive player of the year nods.
- Aided his team to a 38-2 record and state semifinal berth as a sophomore and to a 30-2 record and state final appearance as a freshman.
- Member of National Honor Society and math club.
- Spent one year as a prep teammate of current Kansas forward KJ Adams Jr., and two alongside current Green Bay forward Donovan Santoro.
- Among the notable Westlake alumni are quarterbacks Drew Brees (13-time Pro Bowler), Sam Ehlinger (Indianapolis Colts), Nick Foles (Super Bowl LII champion) and Cade Klubnik (Clemson), as well as eight-time NFL All-Pro kicker Justin Tucker, former MLB All-Star pitcher Huston Street, NCAA swimming champion Lia Thomas and NCAA basketball champion Matthew Mayer.
- Brad Buckman and Chris Mihm, the latter of whom spent nine years in the NBA, also attended Westlake before competing under Rick Barnes during his tenure at Texas.

PERSONAL

- Full name is Gavin Putney Paull.
- Born Aug. 9, 2005, in Austin, Texas.
- Parents are Jason Paull, the chief strategy officer of an applied science company, and Kristin Paull, who works in hospitality.
- Has two older brothers, Nathan and Jackson.
- Majoring in electrical engineering.
- Interests outside of basketball include other sports, spending time with friends, TV and video games.
- Favorite athlete is Steph Curry because he is fun to watch.
- Best sports memory is hitting a game-winning shot in the bi-district 6A playoffs as a junior.

OUTLOOK

PLAYERS

STAFF

REVIEW

RESULTS

RECORDS

HONORS

POSTSEASON

VOLMANAC

MEDIA INFO





CADE PHILLIPS

SOPHOMORE

12

Forward • 6-9 • 216
Jacksonville, Ala.
Link Academy (Mo.)
Business Management

Year	GP-GS	Min	Avg	Total FG-FGA	Pct	3-pt FG-FGA	Pct	FT-FTA	Pct	Rebs	Avg	PF-DQ	Ast	TO	Blk	Stl	Pts	Avg
23-24	13-0	80	6.2	2-3	.667	0-0	.000	8-9	.889	18	1.4	11-0	5	3	4	1	12	0.9
TOTAL	13-0	80	6.2	2-3	.667	0-0	.000	8-9	.889	18	1.4	11-0	5	3	4	1	12	0.9

HONORS

- 2023-24 First-Year SEC Academic Honor Roll

2023-24 — FRESHMAN

- Played in 13 contests, including nine of the first 13, and finished with 18 rebounds in 78 minutes on the floor.
- Shot 8-of-9 (88.9 percent) from the free-throw line and went 2-of-3 (66.7 percent) from the field, with both makes coming via dunks.
- Pulled down multiple rebounds in five appearances and blocked a shot in four.
- Placed third on the team with four “One Fly, We All Fly” pregame dunks.
- Finished with two points, a career-high-tying three rebounds and a career-best two assists in 10 minutes of action against Vanderbilt (2/17/24).
- Scored four points on a perfect 4-of-4 free-throw tally in the win over George Mason (12/5/23).
- Made his official Tennessee debut in the season-opening victory against Tennessee Tech (11/6/23).

HIGH SCHOOL

- Tabbed as four-star recruit by ESPN, as well as a four-star prospect by 247Sports, On3 and Rivals.
- Finished No. 144 in the 247Sports Composite rankings, as well as No. 148 on the On3 Consensus list, the latter good for first among Alabamians and No. 20 at the center position.
- Spent the final year of his prep career at Link Academy, where he played alongside Tennessee teammates Cameron Carr and Ben Linnemeyer.
- Averaged 10.0 points and 7.0 rebounds per game, helping the team go 27-1, win the GEICO Nationals championship and finish No. 1 in both the ESPN and MaxPreps national rankings.
- Attended Jacksonville High School during his junior campaign, averaging 13.3 points, 8.2 rebounds and 4.5 blocks per game, while shooting 57.0 percent from the floor.
- Totaled 109 blocked shots in 24 games as a junior, including 11 in the regional final, en route to ASWA 4A All-State recognition.
- Previously attended Westbrook Christian School in Rainbow City, Ala., where he played varsity basketball from eighth grade through his sophomore year, averaging 19.0 points and 9.0 rebounds per game during his last year there.
- Played football his first two years of high school, earning all-state honorable mention as a linebacker during his sophomore campaign and collecting multiple scholarship offers.
- Competed with The Skills Factory on the Nike AAU circuit.
- In addition to Carr and Phillips, played alongside Elliot Cadeau (North Carolina), Corey Chest (LSU), Ryan Forrest (North Carolina A&T/Northwestern State), Jacob Fredson-Cole (Oklahoma), Tyler McKinley (Cincinnati) and Ja’Kobe Walter (Toronto Raptors/Baylor), among others, at Link.
- Country music artist Riley Green and 1996 Pulitzer Prize winner Rick Bragg also attended Jacksonville High School.

PERSONAL

- Full name is John Caden Phillips, but goes by Cade.
- Born Aug. 16, 2004, in Birmingham, Ala.
- Parents are John David Phillips, who works in the steel industry, and Reagan Phillips, who has her own psychology clinic.
- Father played quarterback and defensive back at Alabama, appearing in 17 games from 1996-98, with Tennessee finishing second in his recruitment.
- Mother, then Reagan Croyle, played basketball from 1996-99 at Alabama, where she was also the homecoming queen.
- Has two younger brothers, Will and Gibbs.
- Grew up on Big Oak Ranch, a large Christian home for children run by members of his family, in both Springville, Ala., and Southside, Ala.
- Grandfather, John Croyle, was an All-American defensive lineman under Paul “Bear” Bryant at Alabama.
- Uncle, Brodie Croyle, played quarterback at Alabama and was a 2006 NFL Draft third-round pick of the Kansas City Chiefs, for whom he competed with for five years.
- Majoring in business management.
- Interests outside of basketball include camping with teammates and adventure activities such as cliff jumping and rock climbing.
- Favorite athlete is his father.

continues...

■ PHILLIPS (continued)

- Best sports memory is winning the GEICO Nationals title during his senior year of high school.
- Committed to Tennessee over Alabama, Auburn, Clemson and Georgia.
- Chose Tennessee because he loved the people, in particular Rick Barnes, Gregg Polinsky and team chaplain Chris Walker.
- Owns 7-2 wingspan and a standing reach of just under 9-0, plus added 12.5 pounds and upped his standing vertical jump by 2.63 inches between arriving on campus and starting his freshman season.
- Recipient of the Richard & Melba Jackson Athletic Scholarship Endowment.

■ PHILLIPS CAREER HIGHS

Points.....	4 vs. George Mason (12/5/23)	FGs Made	1 (2x), last at Wisconsin (11/10/23)
Rebounds.....	3 (2x), last vs. Vanderbilt (2/17/24)	FGs Attempted	2 vs. Tennessee Tech (11/6/23)
Assists.....	2 vs. Vanderbilt (2/17/24)	3Ps Made.....	n/a
Blocks.....	1 (4x), last vs. Norfolk State (1/2/24)	3Ps Attempted.....	n/a
Steals.....	1 vs. Georgia Southern (12/12/23)	FTs Made.....	4 vs. George Mason (12/5/23)
Minutes.....	11:58 at North Carolina (11/29/23)	FTs Attempted.....	4 vs. George Mason (12/5/23)

OUTLOOK

PLAYERS

STAFF

REVIEW

RESULTS

RECORDS

HONORS

POSTSEASON

VOLMANAC

MEDIA INFO



SENIOR

5

zuh-KY ZEE-glur

Our Saviour Lutheran School

Retail & Merchandising Management

Year	GP-GS	Min	Avg	Total	3-pt			Pct	Rebs	Avg	PF-DQ	Ast	TO	Blk	Stl	Pts	Avg	
				FG-FGA	Pct	FG-FGA	Pct											FT-FTA
21-22	35-1	774	22.1	94-247	.381	44-125	.352	75-89	.843	66	1.9	61-0	93	60	3	60	307	8.8
22-23	30-15	860	28.7	105-280	.375	51-164	.311	60-72	.833	82	2.7	67-1	161	68	6	59	321	10.7
23-24	36-30	1135	31.5	134-341	.393	72-209	.344	84-119	.706	101	2.8	48-0	218	78	3	62	424	11.8
TOTAL	101-46	2769	27.4	333-868	.384	167-498	.335	219-280	.782	249	2.5	176-1	472	206	12	181	1052	10.4

- 2025 Blue Ribbon Yearbook Preseason Second Team All-American
- 2024 SEC Defensive Player of the Year
- 2024 First Team All-SEC (Coaches)
- 2024 SEC All-Defensive Team (Coaches)
- 2024 Second Team All-SEC (AP)
- 2024 Naismith Defensive Player of the Year Semifinalist & Watch List
- 2024 Lefty Driesell Defensive Player of the Year Finalist
- 2024 NCAA Midwest Region All-Tournament Team
- 2024 Bob Cousy PG Midseason Top 10 List & Preseason Watch List
- 2024 Preseason First Team All-SEC (Coaches)
- 2024 Preseason Second Team All-SEC (Media)
- 2023-24 Winter SEC Academic Honor Roll
- 2023 All-SEC Second Team (Coaches, AP)
- 2023 SEC All-Defensive Team
- 2023 Naismith Defensive Player of the Year Semifinalist
- 2023 Lefty Driesell Defensive Player of the Year Finalist
- 2023 USBWA All-District IV Team
- 2023 NABC Second Team All-District 20
- 2022-23 Winter SEC Academic Honor Roll
- 2023 Naismith Trophy Preseason Watch List
- 2023 Preseason First Team All-SEC (Coaches)
- 2023 Preseason Second Team All-SEC (Media)
- 2021-22 First-Year SEC Academic Honor Roll
- 2022 SEC All-Defensive Team
- 2022 SEC All-Freshman Team
- 2022 Hall of Fame Invitational MVP
- SEC Freshman of the Week (2/7/22)

- The fourth three-time All-SEC Defensive Team designee in league history, alongside Reginald Buckner (2010-13), Jeffrey Taylor (2009-12) and Jarvis Varnado (2007-10).
- One of 10 players, including the second Volunteer, to lead the SEC in assists per game in back-to-back years, alongside Sahvir Wheeler (2020-22), Alex Caruso (2013-15), Nick Calathes (2007-09), Derrick Zimmerman (2001-03), Detrick White (1997-99), Chuck Evans (1991-93), Terry Coner (1984-87; three times), Sean Tuohy (1978-82; four times) and Rodney Woods (1972-75; three times).
- Among three Volunteers with 1,000 points, 400 assists and 150 steals, joining Santiago Vescovi (2019-24) and C.J. Watson (2002-06).
- Lone player in Tennessee history with greater than five points/assists double-doubles, logging eight in his first three campaigns.
- Concluded his junior season second in program history in assist-to-turnover ratio (min. 2.0 APG & 40 GP) with a 2.29 ledger, fourth in steals per game at 1.79, sixth in assists with 472, sixth in assists per game with a 4.67 mark and seventh in steals with 181.
- Owns the program record for career assists in NCAA Tournament play (38), plus ranks third in assists per NCAA Tournament game (6.3).

- Among the six Volunteers to appear in all 36 affairs, starting each of the final 30.
- Finished with the third-most assists (218) in a season in program history, trailing only Rodney Woods (227 in 1974-75) and Johnny Darden (221 in 1976-77), while also placing No. 15 among all SEC players in the last 45 seasons (1979-2024).
- Placed fourth at Tennessee in single-season assist-to-turnover ratio (2.79), seventh in assists per game (6.06), ninth in steals (62) and No. 14 in minutes (1,138).
- Averaged 11.8 points, 2.8 rebounds, 6.1 assists and 1.7 steals in 31.6 minutes per game, plus shot 34.4 percent from beyond the arc.

40

■ ZEIGLER *(continued)*

- Led the team in assists, steals and minutes, while ranking second in scoring, made 3-pointers (72), made free throws (84) and free-throw attempts (119), plus third in made field goals (134).
- Tied for second on the team with three double-doubles, all with points and assists.
- Became the second player in Tennessee history to win SEC Defensive Player of the Year, joining Yves Pons (2019-20), and the third individual under 6-foot to do so, alongside Tremont Waters (2018-19) and Tyler Ulis (2015-16).
- Became the fifth SEC player in at least the last 45 seasons (1979-2024) with multiple 13-assist outings in a single campaign, joining Sahvir Wheeler (2020-21), Phil Pressey (2012-13), Dee Bost (2011-12) and John Wall (2009-10).
- Totaled four of the nine double-digit assist outings by an SEC player—only Reed Sheppard had even two—and notched both performances of 12-plus assists.
- One of seven DI players with 13-plus assists multiple times and one of 12 with seven-plus assists at least 20 times.
- Finished No. 12 nationally in total assists, No. 22 in assists per game, No. 28 in assist rate (min. 400 MP; 34.1), No. 31 in assist-to-turnover ratio and co-No. 56 in steals.
- Led the SEC in assists per game for the second consecutive season, the 10th person ever to do so, and also paced the league in total assists.
- Finished third in the SEC in assist-to-turnover ratio, fourth in total steals and steals per game, fifth in total minutes (1,138), No. 12 in minutes per game, co-No. 12 in total made 3-pointers and co-No. 15 made 3-pointers per game (2.0).
- Paced the league in assists (7.0) in SEC-only action, while also ranking second in steals (2.1), third in assist-to-turnover ratio (3.15), sixth in minutes (34.1), co-No. 11 in made 3-pointers (2.3) and No. 19 in scoring (14.1).
- Led or co-led the Volunteers in assists 30 times, minutes 21 times and steals 15 times, all team highs.
- Also led or co-led Tennessee in scoring six times, second-most on the roster, as well as in blocks twice and in rebounding once.
- Ranked third among Volunteers with 20 double-digit scoring performances, all in the final 28 games, as well as second in number outings with 15-plus points (13; eight in a 13-game span), 18-plus points (seven), 20-plus points (four) and 25-plus points (two).
- Paced the team in number of contests with three-plus assists (33), five-plus assists (24), seven-plus assists (14), 10-plus assists (four), 13-plus assists (two), multiple steals (16), three-plus steals (10) and four-plus steals (seven).
- Posted the highest single-game assist total (14), steal tally (five) and minutes total (40:00, thrice) by a Tennessee player, plus tied for the most free-throw attempts (12) in an outing.
- Lone Volunteer to make three 3-pointers in a game without a miss on the season, plus tied for the best single-game field-goal percentage (min. 5 FGM) on the team with a 5-of-6 (83.3 percent) mark.
- Ended the year with nine points and a game-best eight assists, the latter mark moving him into the top three on Tennessee's single-season leaderboard, versus third-ranked Purdue (3/31/24) in the Elite Eight, committing just one turnover in 39 minutes.
- Registered 18 points and a game-best six assists, breaking the school's career record for assists in NCAA Tournament play in the process, in the Sweet 16 triumph over No. 11 Creighton (3/29/24).
- Recorded the 15th points/assists double-double by an SEC player in NCAA Tournament history, including the first by a Volunteer, with 11 points and 10 assists in the win over Saint Peter's (3/21/24).
- Scored a game-high 20 points in the SEC Tournament outing against Mississippi State (3/15/24) and, in doing so, became the 56th member of Tennessee's 1,000-point club.
- Concluded the regular season with a 17-point, nine-assist performance against No. 15/13 Kentucky (3/9/24), finishing 4-of-11 from 3-point range and committing just one turnover.
- Had 13 points, five rebounds and a game-best seven assists in the SEC championship-clinching win at No. 17/16 South Carolina (3/6/24).
- Posted a team-best 18 points, including 13 after halftime, and a co-team-high four assists in the victory at No. 14/13 Alabama (3/2/24).
- Put up 17 points, made all three of his 3-pointers, tied a career high with 12 free-throw attempts and dished out a game-best nine assists in the victory against No. 11 Auburn (2/28/24).
- In the win over Texas A&M (2/24/24), became the first DI player in at least the last 19 seasons (2005-24), with nine points, a career-high nine rebounds, a career-high 14 assists, four steals and zero turnovers, tying for the sixth-most assists in a single game in Tennessee history.
- Scored 14 points on 4-of-5 3-point shooting against Vanderbilt (2/17/24), adding five assists to take sole possession of the No. 10 spot on Tennessee's all-time leaderboard.
- Finished with 15 points, a then-career-high-tying six rebounds, six assists and four steals at Texas A&M (2/10/24).
- Amassed 17 points, nine assists and a career-high-tying five steals versus LSU (2/7/24), becoming the fifth SEC player—sixth occurrence—in the last 16 seasons (2008-24) to record that stat line and the first SEC player since Auburn's Jared Harper on Feb. 3/7, 2018, to log 22 assists in a two-game span of regulation conference contests.
- Logged a co-career-high 26 points on 8-of-11 shooting, a then-career-best 13 assists and a game-leading three steals in the win at No. 10/8 Kentucky (2/3/24), becoming the fourth SEC player in the last 20 seasons with a 25-point, 10-assist showing in regulation, the first SEC player with 13 assists in a regulation road game since Feb. 14, 2009, tying for the ninth-most assists ever by a Volunteer and notching the most assists for any player against Kentucky since Jan. 13, 1993.
- Recorded 18 points, five rebounds, five assists and two steals in the comeback win at Georgia (1/13/24), as well as moved into the top 15 on Tennessee's career assists leaderboard with 335.
- Dropped a career-best 26 points in the SEC road opener at Mississippi State (1/10/24), shooting 9-of-15 from the floor to set a career high in makes, 4-of-9 on 3-pointers and 4-of-5 at the line, while adding seven assists, three steals and a block.
- Started SEC play with 17 points and 10 assists, as well as shot 4-of-11 from deep, in the victory against No. 22/19 Ole Miss (1/6/24) for his sixth points/assists double-double, setting a new Tennessee career record.
- Posted a game-leading 17 points and four steals against Norfolk State (1/2/24), shooting 5-of-10 from deep to set a career high in made triples.
- Compiled a game-high 13 points and co-game-best five assists versus Tarleton State (12/21/23).
- Set then-season bests in points (20), made field goals (seven), made 3-pointers (four), assists (eight) and minutes (39), as well as tied his top mark in steals (four), versus eventual NCAA semifinalist NC State (12/16/23) in San Antonio, Texas, and claimed Basketball Hall of Fame Series Player of the Game honors.

■ continues...

■ ZEIGLER (continued)

- Finished with 11 points, four assists and no turnovers in the triumph against No. 20 Illinois (12/9/23), also serving as the primary defender on Marcus Domask, who went 2-of-12 on field goals.
- Entered the starting lineup in the outing at No. 17 North Carolina (11/29/23), notching nine points and seven assists.

2022-23 — SOPHOMORE

- At the time of his season-ending injury, led the SEC in assists (161, 5.4 apg) while boasting an impressive 2.37 assist-to-turnover ratio.
- Became the first Vol since C.J. Watson in 2004-05 to finish a season as the SEC's assists leader (5.4 apg).
- Finished SEC regular-season play as the league leader in total assists (111) and assists per game (6.53 apg) while finishing second in assist-to-turnover ratio (2.92).
- Became just the seventh player in program history to average 10.0-plus points and 5.0-plus assists in a season (10.7 ppg, 5.4 apg).
- Had five points/assists double-doubles on the season, tying the program's career record (Rodney Woods from 1972-75).
- His 161 assists tied for the ninth-highest single-season total by a Vol, matching former teammate Kennedy Chandler (2021-22).
- His 2.37 assist/turnover ratio put him ninth on the program's all-time single-season list.
- Finished the season with 59 total steals, ith his 1.97 average good for No. 12 on the program's all-time single-season list.
- Suffered a season-ending left knee injury three minutes into Tennessee's home finale vs. Arkansas (2/28/23), scoring the game's first field goal and dishing an assist before the injury occurred.
- Tied Tennessee's career record for points-assists double-doubles when he posted his fifth such performance in the win over South Carolina (2/25/23), totaling 13 points, a then-career-high 11 assists and a game-high three steals.
- Shared team-high scoring honors in the win over top-ranked Alabama (2/15/23), finishing with 15 points to go along with eight assists, two steals and no turnovers in 35 masterful minutes.
- Posted his fourth points/assists double-double in 12 games against Missouri (2/11/23) with an 11-point, 10-assist effort, accounting for 39 points via scoring and assists.
- Recorded a third-career double-double, accounting for 45 of the team's points, with a 22-point, 10-assist effort in a victory over No. 10 Texas (1/28/23), just the seventh game in program history in which a player had 20-plus points and 10-plus assists.
- Making his third consecutive start, had an 11-point, seven-assist, four-steal outing against Georgia (1/25/23).
- Accounted for 38 total points via scoring and assists at LSU (1/21/23) and recorded his second-career double-double with 12 points and 10 assists, adding a pair of blocks and steals.
- Made his first start since November at Mississippi State (1/17/23) and became the first Vol in greater than three years to play 40 minutes in a regulation game, scoring a career-high 24 points, including 16 in the second half.
- Had an eight-assist, four-steal outing in the triumph at South Carolina (1/7/23).
- Recorded his first-career double-double with 11 points and 10 assists against Mississippi State (1/3/23), becoming just the 15th Vol in program history to obtain a points/assists double-double.
- Scored 13 points at Ole Miss (12/28/22) with a 9-for-10 performance at the free-throw line.
- Posted a then-careerseason-high 21 points on 8-of-11 shooting and had a then-career-high-tying six rebounds at ninth-ranked Arizona (12/17/22).
- Named Game MVP at the Basketball Hall of Fame Invitational against No. 13 Maryland (12/11/22), recording a team-high 12 points and three assists in front of a hometown crowd.
- Produced an all-around performance against Eastern Kentucky (12/7/22) with 13 points, a then-co-career-high six rebounds, five assists and four steals.
- Had 10 points, a career-high-tying five steals and four assists against Alcorn State (12/4/22).
- Logged 14 points, including 11 in the second half and eight during an 11-0 run to take control of the game, during the win over third-ranked Kansas (11/25/22) to claim the Battle 4 Atlantis title.
- Posted an all-around effort in the win over Butler (11/23/22) with 10 points, five assists, four rebounds and three steals.
- Started the season opener against Tennessee Tech (11/7/22), logging 12 points, five assists and a pair of steals in the victory.
- After the Sept. 15, 2022, announcement that Tennessee would retire Chris Lofton's No. 5 jersey during the 2022-23 season, Lofton gave his blessing for Zeigler to finish his UT career wearing that number.
- Selected to participate in the prestigious VOLeaders Academy in 2022-23, a year-long student-athlete leadership curriculum.

2021-22 — FRESHMAN

- Made a major impact off the bench as a true freshman, ranking second on the team in steals (1.7 spg), third in assists (2.7 apg) and fourth in scoring (8.8 ppg).
- In SEC play, he raised his scoring average to 10.1 ppg, one of only four players on the team to average double figures, while his 86.6 free-throw percentage during league play led the roster.
- Became just the fourth Volunteer ever selected to the SEC All-Defensive Team, including the first freshman, joining JaJuan Smith (2007-08), Josh Richardson (2013-14 and 2014-15) and Yves Pons (2019-20 and 2020-21).
- The first player off the bench in a team-high 19 games.
- Led the Vols in steals 12 times, in assists six times and in scoring four times.
- Scored in double figures during 12 of Tennessee's 18 regular season SEC games, including nine of the final 11, and had 17 total double-figure scoring efforts to rank fourth on the team.
- Ranked No. 11 among all DI players in steal percentage, logging a steal on 4.54 percent of opponents' possessions when he was on the floor.
- Finished the regular season just one steal shy of the SEC lead in steals during conference play, averaging 2.2 takeaways per game with 40 steals in 18 SEC games.
- Capped off the regular season with 13 points, a season-high six assists and five rebounds against No. 14 Arkansas (3/5/22).
- Produced 13 points and had three steals in the win over third-ranked Auburn (2/26/22), shooting 8-of-9 at the free-throw line.
- Scored a team-high 12 points at Arkansas and was 6-for-6 at the free throw line with two made 3-pointers.
- Compiled 14 points, four assists and four steals in Tennessee's win over fourth-ranked Kentucky (2/15/22).
- Had a team-high 16 points against Vanderbilt (2/12/22), also recording a season-high-tying five assists and zero turnovers.

■ continues...

■ ZEIGLER (continued)

- Scored 11 points, adding five steals and two assists, in just 16 minutes at Mississippi State (2/9/22).
- In the win at South Carolina (2/5/22), was held scoreless in the first half before scoring a season-high-tying 18 points in a second half during which he shot 6-of-9 overall and made all four of his 3-point attempts.
- Scored 14 points versus Texas A&M (2/1/22) and had an ankle-breaking crossover that was the No. 2 play on SportsCenter.
- Spearheaded Tennessee's near-comeback at Texas (1/29/22), scoring 12 points and grabbing three rebounds in total.
- Scored 11 points with three made 3-pointers, grabbed a season-high six rebounds, dished four assists and recorded his first-career block against Florida (1/26/22).
- Registered 11 points at Vanderbilt (1/18/22) with an 11-for-12 performance at the free throw line, adding four steals.
- In 22 minutes off the bench versus South Carolina (1/11/22), scored 11 points, tallied four assists and had a team-high four steals.
- Stuffed the stat sheet with eight points, a then-season-high five rebounds and a season-high five steals against Ole Miss (1/5/22).
- Making his first career start, scored 11 points and a had a team-high four assists in 27 minutes at Alabama (12/29/21).
- Made three 3-pointers against UNC Greensboro (12/11/21), also recording two assists and two steals.
- Exploded for a season-high and team-leading 18 points on 7-for-10 shooting, including 3-for-5 from 3-point range, in the win over No. 18 North Carolina (11/21/21), adding five assists in 28 minutes of action with no turnovers at the Hall of Fame Tip-Off in Uncasville, Conn.
- Shot 3-for-4 from the field and hit his first collegiate 3-pointer against fifth-ranked Villanova (11/20/21) in Uncasville, finishing with seven points.
- In 10 minutes off the bench, scored four points, recorded two steals and dished out an assist against East Tennessee State (11/14/21).
- Logged 13 minutes of action off the bench in his collegiate debut against UT Martin (11/9/21), recording three points, a game-high-tying four assists and one rebound.

HIGH SCHOOL

- Graduated from Our Saviour Lutheran School in Bronx, N.Y., transferring there late in his senior year with the initial intent of taking a postgraduate year, but instead signed with Tennessee in late August.
- Spent the majority of the 2020-21 school year, including basketball season, at Immaculate Conception High School in Montclair, N.J., averaging 20.0 points and 4.6 assists per game as a senior.
- Played his AAU ball with the New York Lightning program in the EYBL, coached/directed by Dana Dingle, and was a teammate of eventual Tennessee teammate Tobe Awaka for one year.
- Had a breakout showing in six games at the 2021 Peach Jam, averaging 15.3 points and 5.5 assists per game, while boasting a 4.7 assist-to-turnover ratio and connecting on 50.0 percent of his 3-point attempts.
- Against eventual Peach Jam champion Team Final, he had 23 points on 7-for-8 shooting from 3-point range while also tallying 10 assists, three steals and three rebounds with no turnovers, an outing labeled by The Season Ticket as the "Best Performance" of the 2021 Peach Jam.

PERSONAL

- Full name is Zakai Za'Miek Zeigler.
- Name is pronounced *zuh-KY ZEE-glur*.
- Born Aug. 2, 2002, in Long Island, N.Y.
- Mother is Charmane Zeigler.
- Younger half-brother, Armoni, plays basketball at Saint Peter's and the two met in the opening round of the 2024 NCAA Tournament.
- Majoring in retail & merchandising management.
- Also competed in football growing up, playing running back, quarterback and safety.
- Continues a storied history of Vols who hail from the New York City area, following SEC Player of the Year honoree Ernie Grunfeld (Forest Hills), one-and-done first-round pick Tobias Harris (Dix Hills), Naismith Hall of Fame inductee Bernard King (Brooklyn), All-SEC choice Kevin Punter Jr. (Bronx), All-America selection Ed Wiener (Brooklyn), SEC Sixth Man of the Year designee Brian Williams (Bronx) and All-America honoree Howard Wood (East Hampton).
- The shortest scholarship Volunteer since Ralph Parton, who stood 5-7, in 1979-80, but is co-second on the team with a a +5.25-inch wingspan (6-2.25).
- After his family's apartment was destroyed in a fire during his freshman season, Tennessee fans pledged over \$363,000 in under 48 hours through a GoFundMe effort, with the proceeds enabling his family to relocate to Knoxville, Tenn., in the spring of 2022.
- Recipient of both the Larry Pratt Athletic Scholarship Endowment and the Earl Keister II Basketball Endowment.

■ ZEIGLER CAREER HIGHS

Points.....26 (2x), last at Kentucky (2/3/24)
Rebounds.....9 vs. Texas A&M (2/24/24)
Assists.....14 vs. Texas A&M (2/24/24)
Blocks.....2 at LSU (1/21/23)
Steals.....5 (4x), last vs. LSU (2/7/24)
Minutes...40:00 (4x), last vs. Creighton in Detroit (3/29/24)

FGs Made.....9 at Mississippi State (1/10/24)
FGs Attempted.....19 at Florida (2/1/23)
3Ps Made.....5 vs. Norfolk State (1/2/24)
3Ps Attempted.....14 at Alabama (3/2/24)
FTs Made.....11 at Vanderbilt (1/18/22)
FTs Attempted.....12 (2x), last vs. Auburn (2/28/24)

OUTLOOK

PLAYERS

STAFF

REVIEW

RESULTS

RECORDS

HONORS

POSTSEASON

VOLMANAC

MEDIA INFO



INDIVIDUAL CAREER GAME-BY-GAME STATISTICS

CAMERON CARR

2023-24	St	FG	3P	FT	Reb	F	Pt	A	To	Bk	S	M
Tennessee Tech	1-3	1-3	0-0		0-1-1	2	3	3	0	0	0	9
at Wisconsin			DNP									
Wofford	1-1	1-1	0-0		0-1-1	0	3	1	0	0	0	5
vs Syracuse			DNP									
vs Purdue			DNP									
vs Kansas			DNP									
at North Carolina	0-1	0-1	0-0		0-0-0	0	0	0	0	0	0	0+
George Mason	0-0	0-0	0-0		0-1-1	1	0	0	0	0	0	2
Illinois			DNP									
Ga. Southern	1-4	0-3	0-1		0-3-3	0	2	0	2	2	0	10
vs NC State			DNP									
Tarleton State			DNP									
Norfolk State	0-3	0-0	0-0		0-0-0	0	0	0	0	0	0	4
Ole Miss			DNP									
at Miss. State			DNP									
at Georgia			DNP									
Florida	0-0	0-0	0-0		0-0-0	0	0	0	0	0	0	1
Alabama			DNP									
at Vanderbilt			DNP									
South Carolina			DNP									
at Kentucky	0-1	0-1	0-0		0-1-1	1	0	1	0	0	0	3
LSU	0-3	0-3	0-0		0-0-0	0	0	0	0	0	0	2
at Texas A&M			DNP									
at Arkansas	0-1	0-0	0-0		0-0-0	1	0	0	0	0	0	3
Vanderbilt	3-7	2-4	0-0		0-0-0	3	8	1	1	0	1	13
at Missouri			DNP									
Texas A&M	1-1	0-0	0-0		0-0-0	1	2	0	0	0	0	3
Auburn			DNP									
at Alabama			DNP									
at South Carolina			DNP									
Kentucky			DNP									
vs Miss. State			DNP									
vs Saint Peter's	0-1	0-1	2-2		0-1-1	1	2	0	1	0	0	3
vs Texas			DNP									
vs Creighton	1-1	1-1	0-0		0-1-1	0	3	0	0	0	0	2
vs Purdue			DNP									

DARLINSTONE DUBAR

2020-21	St	FG	3P	FT	Reb	F	Pt	A	To	Bk	S	M
AT IOWA STATE												
Ark.-Pine Bluff	3-7	0-1	1-2		6-2-8	2	7	1	0	0	1	22
South Dakota St.	1-2	0-1	0-1		1-1-2	1	3	0	1	0	1	14
at Iowa	* 0-0	0-0	0-0		0-0-0	0	0	0	2	0	0	10
Kansas State	* 2-4	1-1	1-2		1-6-7	4	6	2	0	0	0	31
at West Virginia	* 1-2	0-0	0-0		0-1-1	3	2	0	1	0	1	10
Jackson State	* 1-2	0-0	1-2		1-2-3	1	3	0	4	0	1	21
Baylor	* 0-0	0-0	0-0		0-1-1	2	0	0	1	0	0	7
at Texas			DNP									
Texas Tech	2-3	0-0	0-1		1-2-3	0	4	0	2	0	1	14
Oklahoma State	* 1-10	1-4	2-4		2-2-4	3	5	1	1	1	0	33
at Miss. State	* 2-5	1-3	0-0		0-2-2	5	5	1	1	2	0	19
West Virginia	1-2	0-0	0-1		0-2-2	2	2	1	0	0	1	10
at Oklahoma	0-0	0-0	0-0		0-0-0	0	0	0	0	0	0	0+
at TCU			DNP									
at Kansas	0-1	0-0	0-0		0-0-0	0	0	0	1	0	0	14
Kansas			DNP									
at Okla. State			DNP									
Oklahoma	0-0	0-0	0-0		0-0-0	0	0	0	1	0	0	2
at Baylor			DNP									
TCU			DNP									
Texas			DNP									
at Texas Tech	0-2	0-0	0-0		0-4-4	0	0	3	2	0	0	20
at Kansas State	0-1	0-0	0-0		0-2-2	0	0	0	0	0	0	4
vs Oklahoma			DNP									

2021-22	St	FG	3P	FT	Reb	F	Pt	A	To	Bk	S	M
AT HOFSTRA												
at Houston	* 4-11	1-4	0-0		4-3-7	3	9	2	3	1	2	37
at Duquesne	* -7	3-5	3-6		2-4-6	2	14	0	1	0	0	36

2021-22 cont'd	St	FG	3P	FT	Reb	F	Pt	A	To	Bk	S	M
at Iowa	* 5-10	0-4	4-4		2-4-6	3	14	0	2	0	3	32
at Maryland	* 3-5	2-3	2-2		1-6-7	2	10	1	1	1	2	30
at Richmond	* 8-13	2-5	0-0		2-4-6	0	18	0	0	3	1	37
Molloy	* 5-9	1-4	0-0		5-7-12	0	11	2	0	2	0	24
Detroit Mercy	* 4-4	1-1	1-5		1-2-3	5	10	0	1	1	0	29
Princeton	* 7-8	1-2	0-0		0-4-4	3	15	1	0	2	2	35
Bucknell	* 3-6	1-4	0-0		2-1-3	3	7	0	0	0	1	23
at Stony Brook	* 7-11	2-3	1-1		2-4-6	1	17	0	1	1	0	36
John Jay	* 10-14	2-4	2-2		2-5-7	1	24	2	1	2	3	32
vs Arkansas	* 5-13	1-4	0-0		0-5-5	0	11	2	1	0	5	40
at Monmouth	* 4-9	3-7	4-4		1-4-5	2	15	1	1	1	0	40
at William & Mary	* 1-2	0-0	1-2		2-0-2	1	3	0	0	0	1	18
at James Madison	* 8-16	3-6	0-0		1-3-4	1	19	4	0	1	2	38
at Towson	* 1-5	0-3	1-2		0-5-5	5	3	0	4	0	0	24
Delaware	* 2-5	0-1	4-5		1-4-5	4	8	1	2	0	1	27
Drexel	* 5-8	1-4	4-4		0-3-3	3	10	3	1	0	0	36
at Northeastern	* 4-6	1-2	1-1		0-3-3	3	10	3	1	0	0	23
at Charleston	* 7-11	1-5	1-2		0-4-4	3	16	1	2	3	0	36
at UNCW	* 3-7	0-3	6-8		2-6-8	4	12	1	1	1	0	31
Towson	* 2-10	1-6	0-0		0-1-1	4	5	0	3	0	0	29
James Madison	* 5-8	2-5	0-0		1-4-5	4	12	2	2	0	2	27
UNCW	* 8-14	1-4	3-5		1-2-3	3	20	2	0	1	2	35
at Drexel	* 2-7	1-3	0-0		1-4-5	2	5	1	1	1	0	31
at Delaware	* 7-8	1-1	0-0		0-5-5	1	15	0	0	0	0	25
at Elon	* 5-8	1-3	0-0		0-5-5	1	11	2	0	1	1	21
Northeastern	* 5-9	1-3	2-4		1-2-3	1	13	1	0	0	2	28
Elon	* 3-9	2-5	2-2		1-3-4	0	10	0	1	2	0	29
William & Mary	* 5-7	1-3	1-2		0-2-2	2	12	1	1	1	0	19
Charleston	* 2-6	0-3	0-0		0-1-1	1	4	0	1	1	2	13
vs Charleston	* 2-4	1-2	0-0		2-1-3	1	5	3	1	0	1	27

2022-23	St	FG	3P	FT	Reb	F	Pt	A	To	Bk	S	M
AT HOFSTRA												
at Princeton	* 5-11	1-3	0-0		2-10-12	1	11	1	1	0	1	31
Iona	* 9-16	3-6	1-1		0-6-6	0	22	0	0	0	1	35
G. Washington	* 6-14	1-3	0-0		5-3-8	3	13	1	1	0	0	22
at San Jose State	* 3-9	1-7	1-2		0-4-4	2	8	1	1	0	0	21
at Saint Mary's	* 0-6	0-3	0-0		1-4-5	0	0	0	1	0	0	29
vs MTSU	* 1-4	0-2	2-2		1-1-2	0	4	1	0	0	0	12
vs UCG	* 7-10	2-4	1-3		2-4-6	0	17	0	2	0	2	36
vs Quinnipiac	* 5-9	2-3	3-3		2-2-4	0	15	1	1	0	1	24
at Geo. Mason	* 1-2	1-1	0-0		0-0-0	0	3	0	0	0	0	3
at Purdue	* 5-9	2-4	2-2		0-3-3	3	14	0	2	1	2	25
vs UMass	* 4-9	2-4	3-4		0-7-7	2	13	2	2	2	2	26
at South Florida	* 5-7	3-4	4-5		0-4-4	1	17	1	3	0	0	31
Old Westbury	* 10-13	3-3	0-0		3-4-7	0	23	0	0	0	0	18
at Delaware	* 1-1	0-0	0-0		1-1-2	2	2	0	1	0	1	16
NC A&T	* 7-10	1-4	1-2		1-6-7	1	16	1	2	0	0	27
at Hampton	* 5-8	1-3	2-4		3-4-7	1	13	2	0	1	0	30
at William & Mary	* 7-12	0-2	0-0		0-5-5	2	14	2	1	2	0	38
Monmouth	* 2-5	0-3	2-2		1-3-4	2	6	1	0	0	1	20
Delaware	* 0-5	0-0	0-0		2-5-7	1	0	0	0	0	0	15
at Towson	* 3-11	1-5	0-0		2-2-4	3	7	1	0	1	1	29
UNCW	* 1-4	0-0	2-3		1-2-3	3	4	2	3	0	1	19
at Elon	* 2-4	2-3	0-0		0-5-5	2	6	3	2	0	0	29
at Charleston	* 8-11	2-4	0-0		4-4-8	2	18	0	1	0	1	38
Towson	* 2-7	0-4	0-0		2-3-5	2	4	3	1	1	0	30
Stony Brook	* 1-5	0-2	0-0		0-0-0	1	2	1	0	0	0	15
at Northeastern	* 3-9	1-2	0-0		3-2-5	3	7	0	0	0	0	21
at Monmouth	* 6-8	1-2	1-2		2-1-3	4	14	3	2	0	2	19
Drexel	* 7-7	2-2	0-0		0-4-4	2	16	2	1	1	0	32
Hampton	* 4-8	0-2	0-0		1-6-7	2	8	1	2	0	1	25
at Stony Brook	* 4-7	3-5	0-0		1-2-3	3	11	1	1	2	1	23
Northeastern	* 3-6	1-2	0-0		2-2-4	2	7	0	0	0	0	22
vs William & Mary	* 4-6	0-0	1-2		2-2-4	2	9	1	2	0	0	23
vs UNCW	* 1-6	0-2	2-2		0-2-2	5	4	1	1	0	1	30
at Rutgers	* 7-14	3-5	0-0		1-4-5	0	17	2	0	0	0	35
Cincinnati	* 5-9	3-5	3-4		3-4-7	1	16	1	1	0	1	29

INDIVIDUAL CAREER GAME-BY-GAME STATISTICS

OUTLOOK

PLAYERS

STAFF

REVIEW

RESULTS

RECORDS

HONORS

POSTSEASON

VOL/MANAC

MEDIA INFO



2023-24	St	FG	3P	FT	Reb	F	Pt	A	To	Bk	S	M
AT HOFSTRA												
St. Joseph's (L.I.)	*	8-11	1-3	0-1	2-2-4	1	17	1	1	0	2	21
Princeton	*	6-11	0-3	6-6	2-4-6	1	18	1	1	1	0	34
at G. Washington	*	7-13	0-3	3-3	2-2-4	1	17	1	2	2	0	35
vs Buffalo	*	12-16	5-9	1-1	0-2-2	1	30	5	1	0	1	27
vs Wright State	*	5-14	3-8	3-6	2-2-4	3	16	2	2	1	0	40-
vs High Point	*	4-7	1-2	3-4	1-5-6	5	12	0	1	1	0	32
South Florida	*	9-16	4-9	2-2	1-10-11	2	24	1	0	1	1	36
at Iona	*	4-13	1-7	3-4	3-7-10	3	12	3	4	2	1	35
at Saint Louis	*	5-11	2-5	1-2	4-7-11	1	13	1	1	1	2	31
at Duke	*	8-13	7-11	1-2	0-8-8	1	24	0	4	2	1	37
Norfolk State	*	5-14	3-10	0-0	2-5-7	1	13	2	0	0	2	36
at UNLV	*	7-10	3-5	0-0	0-4-4	2	17	0	2	0	0	31
at St. John's	*	10-17	2-6	1-1	2-3-5	2	23	1	0	3	2	40
Charleston	*	7-17	2-8	4-6	1-11-12	1	20	0	1	4	2	35
Delaware	*	7-13	2-6	2-3	3-6-9	1	18	1	0	1	4	40
at Northeastern	*	4-11	2-6	0-0	1-5-6	1	10	2	0	0	1	32
at Campbell	*	8-14	2-3	3-6	5-9-14	1	21	0	0	0	1	35
Hampton	*	7-12	3-8	10-12	3-7-10	2	27	4	1	2	2	36
at Stony Brook	*	11-14	4-7	4-7	3-8-11	0	30	3	3	2	0	40
William & Mary	*	6-14	2-4	0-0	1-3-4	0	14	3	3	0	1	37
at Monmouth	*	8-14	3-5	2-2	2-4-6	3	21	0	2	1	1	31
Stony Brook	*	4-10	2-7	0-1	2-5-7	3	10	2	1	0	1	38
Towson	*	5-11	4-7	0-0	1-3-4	2	14	0	1	0	0	30
at Hampton	*	7-13	0-4	2-2	1-3-4	1	16	2	3	2	1	37
at NC A&T	*	4-13	2-5	3-4	0-2-2	1	13	1	2	0	1	25
at Drexel	*	3-9	2-3	1-2	0-4-4	2	9	1	1	0	2	37
Northeastern	*	10-16	4-7	0-0	2-2-4	2	24	0	0	0	0	32
Drexel	*	6-12	0-3	1-3	0-7-7	2	13	3	1	1	1	37
Elon	*	7-12	1-6	2-2	3-6-9	2	17	3	1	1	1	35
at UNCW	*	11-13	2-3	4-5	0-8-8	4	28	1	3	0	1	37
at Charleston	*	7-13	2-5	3-3	2-2-4	0	19	2	2	0	2	38
vs Delaware	*	9-11	1-3	4-4	0-11-11	1	23	1	2	2	3	37
vs Stony Brook	*	2-6	1-2	0-0	1-5-6	2	5	0	1	1	2	38

J.P. ESTRELLA

2023-24	St	FG	3P	FT	Reb	F	Pt	A	To	Bk	S	M
Tennessee Tech		2-2	0-0	0-0	0-1-1	1	4	0	0	1	0	7
at Wisconsin		DNP										
Wofford		0-0	0-0	0-0	0-0-0	1	0	0	1	1	0	3
vs Syracuse		0-0	0-0	2-4	3-0-3	0	2	1	0	0	0	9
vs Purdue		0-0	0-0	0-0	0-0-0	3	0	0	1	0	0	8
vs Kansas		0-0	0-0	0-0	0-0-0	0	0	0	0	0	0	2
at North Carolina		0-0	0-0	0-0	0-1-1	1	0	0	0	0	0	3
George Mason		3-3	0-0	1-2	0-1-1	3	7	0	1	0	0	5
Illinois		DNP										
Ga. Southern		2-3	0-0	0-0	1-0-1	0	4	0	0	0	0	4
vs NC State		0-0	0-0	0-0	0-0-0	0	0	0	0	0	0	1
Tarleton State		0-1	0-0	0-0	0-0-0	0	0	0	0	0	0	2
Norfolk State		1-1	0-0	2-2	0-1-1	4	4	1	2	0	0	12
Ole Miss		DNP										
at Miss. State		DNP										
at Georgia		DNP										
Florida		2-2	0-0	3-4	1-0-1	1	7	0	1	1	0	9
Alabama		0-0	0-0	0-0	0-1-1	0	0	0	0	0	0	3
at Vanderbilt		1-1	0-0	0-0	2-1-3	1	2	0	0	0	0	5
South Carolina		1-2	0-0	0-0	0-2-2	1	2	1	0	0	0	4
at Kentucky		0-0	0-0	0-0	0-0-0	0	0	0	0	0	0	2
LSU		0-0	0-0	0-0	0-0-0	0	0	0	0	0	0	2
at Texas A&M		DNP										
at Arkansas		DNP-INJ										
Vanderbilt		DNP-INJ										
at Missouri		DNP										
Texas A&M		0-0	0-0	0-0	0-0-0	0	0	0	0	0	0	3
Auburn		0-0	0-0	0-0	1-0-1	1	0	0	2	0	0	2
at Alabama		0-0	0-0	0-0	0-0-0	1	0	0	0	0	0	3
at South Carolina		DNP										
Kentucky		DNP										
vs Miss. State		0-1	0-0	0-0	1-1-2	2	0	0	0	0	0	8
vs Saint Peter's		2-4	0-0	2-2	1-0-1	1	6	0	2	0	0	8
vs Texas		0-0	0-0	0-0	0-0-0	0	0	0	0	0	0	2

2023-24 cont'd	St	FG	3P	FT	Reb	F	Pt	A	To	Bk	S	M
vs Creighton		0-0	0-0	0-0	0-0-0	0	0	0	0	0	0	2
vs Purdue		1-1	0-0	0-0	0-1-1	3	2	0	0	0	0	15

JORDAN GAINAY

2021-22	St	FG	3P	FT	Reb	F	Pt	A	To	Bk	S	M
AT USC UPSTATE												
at South Carolina	*	5-9	1-1	0-0	0-7-7	0	11	0	1	1	0	32
at Charlotte	*	4-8	3-6	0-0	0-2-2	3	11	3	2	0	0	27
St. Andrews	*	3-4	1-2	1-1	0-3-3	2	8	1	0	0	0	12
at ETSU	*	2-7	1-2	0-0	1-4-5	1	5	1	1	0	0	33
at SC State	*	4-7	2-3	0-0	1-6-7	5	10	2	4	0	0	32
Furman	*	5-11	3-6	0-0	0-1-1	2	13	2	1	0	1	36
N.C. Central	*	2-11	1-7	3-3	2-5-7	4	8	2	4	0	1	27
Western Caro.	*	5-7	3-5	2-3	0-1-1	1	15	0	1	0	0	33
at Wake Forest	*	4-7	2-3	0-0	1-2-3	0	10	1	3	0	2	23
at Tennessee	*	1-7	0-2	0-0	0-3-3	4	2	2	2	0	0	22
Converse	*	3-9	3-7	0-0	0-5-5	0	9	4	1	0	3	26
at Ohio	*	5-8	4-6	0-0	0-3-3	4	14	2	4	2	1	32
Radford	*	4-6	2-2	6-8	0-4-4	4	16	2	1	1	1	36
at Presbyterian	*	6-9	3-4	5-8	0-5-5	2	20	0	2	0	0	36
High Point	*	4-10	3-8	6-7	1-3-4	4	17	1	1	2	1	33
at UNC Asheville	*	8-12	4-5	2-2	0-2-2	3	22	0	3	1	0	36
at Gard.-Webb	*	6-13	2-6	3-3	0-4-4	4	17	5	1	0	1	31
Char. Southern	*	6-11	3-5	2-2	0-3-3	1	17	6	3	2	2	33
Winthrop	*	7-11	2-4	8-9	0-4-4	4	24	3	0	1	2	38
at NC A&T	*	5-10	4-6	5-5	0-6-6	2	19	6	1	0	2	36
at Hampton	*	4-10	2-3	8-9	0-3-3	3	18	2	0	0	1	32
Campbell	*	6-11	2-4	0-0	0-1-1	4	14	1	2	0	3	32
at Longwood	*	5-9	3-5	3-3	0-5-5	5	16	3	1	0	1	28
UNC Asheville	*	0-7	0-1	0-0	0-3-3	5	0	2	2	1	1	38
Presbyterian	*	6-13	3-5	2-4	2-6-7	3	17	3	5	1	2	35
at Char. Southern	*	5-10	3-5	2-2	0-4-4	4	15	2	5	0	0	27
at Winthrop	*	3-8	2-5	0-2	0-1-1	4	8	0	3	1	2	23
Gard.-Webb	*	7-16	2-6	4-5	1-4-5	2	20	3	1	0	2	37
vs Char. Southern	*	7-10	3-3	3-3	0-2-2	1	20	1	0	0	2	34
vs Longwood	*	3-16	2-11	5-7	0-1-1	4	13	2	1	3	2	36
at App. State	*	6-14	2-6	3-3	0-6-6	4	17	4	2	0	4	35
at South Ala	*	5-9	3-6	3-4	2-4-6	3	16	3	6	0	2	37

2022-23	St	FG	3P	FT	Reb	F	Pt	A	To	Bk	S	M
AT USC UPSTATE												
Brevard	*	3-7	3-4	2-2	0-3-3	2	11	2	1	0	0	16
at Duke	*	2-10	1-5	0-0	0-1-1	3	5	0	5	0	1	30
at Clemson	*	8-16	2-5	6-6	1-3-4	3	24	2	2	0	1	34
Coastal Carolina	*	4-10	3-3	2-2	0-0-0	3	13	4	2	0	1	36
at Air Force	*	8-17	1-6	2-4	0-0-0	3	19	0	2	0	0	31
at South Carolina	*	6-12	1-2	0-0	0-0-0	3	13	1	2	0	1	24
Columbia Int'l	*	8-14	4-9	6-6	0-3-3	1	26	4	0	1	5	27
at Western Caro.	*	9-18	0-0	3-4	0-3-3	3	21	6	5	1	3	37
SC State	*	9-20	4-12	6-7	1-0-1	1	28	5	5	0	5	44
at Florida State	*	2-19	0-5	5-8	2-1-3	2	9	2	2	0	1	34
at Kennesaw St.	*	7-13	3-4	2-3	0-7-7	1	19	1	3	0	1	34
Winthrop	*	1-8	0-2	2-4	0-4-4	2	4	3	3	1	4	34
at Char. Southern	*	7-12	5-6	4-4	0-2-2	3	23	5	1	0	2	27
at Radford		2-9	1-6	3-4	0-0-0	1	8	3	2	1	3	35
High Point		7-12	3-7	1-2	0-3-3	0	18	2	2	0	2	27
Campbell	*	8-17	4-9	2-3	0-2-2	2	22	3	3	0	0	35
at Longwood	*	4-15	2-7	5-7	0-1-1	4	15	4	4	0	0	35
Presbyterian	*	3-10	1-2	1-3	0-1-1	1	8	2	1	3	2	32
at UNC Asheville	*	3-11	3-8	1-2	0-5-1	1	10	2	4	0	2	34
at Gardner-Webb	*	5-13	2-8	0-0	0-3-3	2	12	3	4	0	3	29
Radford	*	4-16	0-6	2-3	0-2-2	1	10	3	5	0	5	36
at Campbell	*	7-13	1-6	0-0	2-1-3	4	15	2	2	0	1	29
UNC Asheville	*	4-9	3-5	8-8	0-3-3	0	19	2	8	0	2	37
Char. Southern	*	7-13	4-8	2-3	0-1-1	1	20	1	2	0	1	26
at Winthrop	*	5-13	4-8	2-2	0-4-4	2	16	3	1	1	4	38
Longwood	*	6-17	4-13	1-3	0-4-4	4	17	4	1	0	1	29
at High Point	*	2-13	1-9	0-0	0-1-1	4	5	2	4	1	2	31
at Presbyterian	*	3-9	2-5	2-2	0-4-4	3	10	1	3	0	2	23
Gard.-Webb		4-10	2-7	6-6	0-2-2	3	16	1	1	0	4	34
vs Gard.-Webb		9-16	3-8	4-4	0-2-2	3	25	0	4	0	1	29

INDIVIDUAL CAREER GAME-BY-GAME STATISTICS

2022-23 cont'd	St	FG	3P	FT	Reb	F	Pt	A	To	Bk	S	M
vs UNC Asheville	*	3-12	2-7	0-0	0-4-4	3	8	0	2	0	0	35
vs Indiana State	*	8-23	1-11	1-2	1-3-4	1	18	0	0	1	2	32

2023-24	St	FG	3P	FT	Reb	F	Pt	A	To	Bk	S	M
Tennessee Tech		5-9	2-4	2-2	1-2-3	0	14	3	2	0	0	22
at Wisconsin		3-8	2-4	2-2	0-1-1	2	10	2	1	0	1	21
Wofford		6-14	4-10	0-0	1-0-1	3	16	1	0	0	2	25
vs Syracuse		1-7	0-1	0-1	1-2-3	2	2	0	3	1	2	25
vs Purdue		3-13	3-10	6-7	0-2-2	3	15	2	0	0	1	25
vs Kansas		5-12	3-8	0-0	0-4-4	1	13	3	1	0	2	25
at North Carolina		5-15	1-9	0-0	0-2-2	3	11	0	0	1	2	32
George Mason		3-10	1-4	0-0	1-1-2	3	7	3	0	0	1	20
Illinois		2-6	1-3	0-0	0-2-2	1	5	1	2	0	0	17
Ga. Southern		2-5	1-2	2-2	0-1-1	0	7	2	2	0	2	14
vs NC State		2-6	1-4	0-0	1-1-2	1	5	0	1	0	0	12
Tarleton State		4-9	1-3	0-0	1-2-3	3	9	1	0	0	0	20
Norfolk State		1-6	0-5	2-2	1-1-2	1	4	2	1	0	1	16
Ole Miss		1-3	1-2	0-0	0-2-2	0	3	0	2	1	0	12
at Miss. State		0-5	0-4	0-0	0-0-0	0	0	0	1	0	1	9
at Georgia		0-1	0-1	0-0	0-1-1	2	0	1	0	1	1	13
Florida		0-2	0-2	0-0	0-1-1	2	0	1	0	1	1	9
Alabama		4-7	3-5	4-4	2-3-5	3	15	1	1	0	3	22
at Vanderbilt		2-4	2-3	4-4	0-0-0	0	10	1	0	0	0	15
South Carolina		0-3	0-3	0-0	0-2-2	0	0	1	1	0	1	22
at Kentucky		1-8	1-4	0-0	2-1-3	3	5	2	0	0	0	19
LSU		6-9	3-6	3-3	1-1-2	3	18	3	0	0	3	26
at Texas A&M		1-5	0-4	2-2	0-1-1	2	4	1	1	0	0	22
at Arkansas		6-8	2-3	3-3	0-1-1	2	17	1	1	0	2	18
Vanderbilt		0-6	0-4	1-2	0-1-1	1	1	2	1	0	0	20
at Missouri		1-2	0-0	3-4	0-1-1	2	5	2	0	1	1	25
Texas A&M		1-1	0-0	1-1	1-1-2	1	3	2	2	0	0	14
Auburn		1-6	1-4	4-4	0-3-3	3	7	1	1	0	0	21
at Alabama		2-9	0-6	5-6	1-1-2	0	9	0	1	0	0	14
at South Carolina		1-1	1-1	0-0	1-1-2	2	3	2	2	0	0	13
Kentucky		1-2	0-0	0-1	1-0-1	1	2	0	0	0	1	10
vs Miss. State		1-3	1-3	1-2	0-0-0	0	3	0	1	0	1	11
vs Saint Peter's		2-4	1-3	1-2	0-0-0	3	6	3	2	0	0	22
vs Texas		1-5	0-4	2-2	0-2-2	0	4	0	0	0	2	15
vs Creighton		3-5	1-3	0-0	1-1-2	2	7	0	1	1	0	15
vs Purdue		2-4	2-2	0-0	0-0-0	1	6	1	0	1	1	20

GRANT HURST

2021-22	St	FG	3P	FT	Reb	F	Pt	A	To	Bk	S	M
AT UT MARTIN												
at Tennessee		0-2	0-2	0-0	0-0-0	0	0	0	0	0	1	7
Miami-Hamilton		0-1	0-1	0-0	0-0-0	1	0	1	3	0	0	10
at FAU		0-0	0-0	0-0	0-0-0	0	0	0	0	0	0	3
vs Troy		0-0	0-0	0-0	0-1-1	0	0	0	0	1	0	2
vs North Dakota		0-1	0-0	0-0	0-1-1	1	0	0	0	0	2	15
Carver College		2-4	1-2	0-0	2-2-4	1	5	4	0	0	2	23
at Western Ky.		0-0	0-0	0-0	0-0-0	0	0	0	0	0	0	2
at MTSU		1-2	0-1	0-0	0-1-1	1	2	0	2	0	1	18
at W. Illinois		0-2	0-1	0-0	0-0-0	1	0	0	0	0	0	8
MTSU					DNP							
UNC Asheville					DNP							
at Drake		1-2	0-0	0-0	0-0-0	0	2	0	2	0	0	7
at Austin Peay					DNP							
at Tenn. State					DNP							
Belmont					DNP							
at Morehead St.		0-0	0-0	0-0	2-1-3	0	0	1	0	0	0	4
Tennessee Tech		0-0	0-0	0-0	0-0-0	0	0	0	0	0	0	0
Austin Peay		0-1	0-1	0-0	1-2-3	0	0	3	1	0	0	19
at Murray State		0-2	0-1	0-0	1-1-2	1	0	0	0	1	0	13
SIUE		0-1	0-0	0-0	0-0-0	0	0	0	0	0	0	3
E. Illinois		0-2	0-2	0-0	0-2-2	2	0	2	1	0	1	17
at Belmont		4-5	1-1	0-2	1-1-2	2	9	0	0	0	2	18
SE Missouri		0-0	0-0	0-0	1-1-2	0	0	4	1	0	0	22
Tenn. State		0-1	0-0	0-0	0-0-0	2	0	1	0	0	0	12
at SIUE		0-2	0-1	0-0	0-1-1	1	0	0	0	0	0	9
at E. Illinois		0-0	0-0	0-0	0-0-0	0	0	0	1	0	0	3
Morehead St.					DNP							

2021-22 cont'd	St	FG	3P	FT	Reb	F	Pt	A	To	Bk	S	M
Murray State												DNP
at SE Missouri		0-1	0-1	1-2	0-0-0	1	1	0	0	0	0	10
at Tennessee Tech		0-1	0-0	1-3	0-0-0	0	1	0	0	0	0	5

DNP (redshirt) in 2022-23 at UT Martin

2023-24	St	FG	3P	FT	Reb	F	Pt	A	To	Bk	S	M
ONLY GAMES PLAYED IN ARE LISTED												
Tennessee Tech		0-0	0-0	0-0	0-0-0	0	0	0	0	0	0	2
Norfolk State		0-0	0-0	0-0	0-0-0	0	0	0	0	1	0	1
Vanderbilt		0-0	0-0	0-0	0-1-1	0	0	0	0	1	0	2
vs Saint Peter's		0-0	0-0	0-0	0-0-0	1	0	0	0	0	0	1

CHAZ LANIER

2020-21	St	FG	3P	FT	Reb	F	Pt	A	To	Bk	S	M
AT NORTH FLORIDA												
vs Eastern Ky.		0-1	0-1	0-0	0-0-0	1	0	1	1	0	0	10
at NC State	*	0-1	0-0	0-0	0-1-1	0	0	0	0	1	0	12
at Miami					DNP							
at Florida State		0-2	0-2	2-2	0-0-0	0	2	0	0	0	0	5
at High Point		0-0	0-0	0-0	0-0-0	0	0	1	0	0	0	2
Fla. Atlantic					DNP							
at East Carolina					DNP							
FIU					DNP							
Flagler		0-0	0-0	0-0	0-1-1	0	0	1	0	0	0	4
Edward Waters					DNP							
at Jacksonville					DNP							
at Jacksonville					DNP							
at Lipscomb		0-0	0-0	0-0	0-0-0	0	0	0	0	0	0	0+
at Lipscomb					DNP							
Kennesaw St.					DNP							
Kennesaw St.					DNP							
North Alabama		0-0	0-0	0-0	0-0-0	0	0	0	0	0	0	0+
North Alabama					DNP							
at Liberty					DNP							
at Liberty					DNP							
at Stetson		4-5	3-4	0-1	0-4-4	1	11	1	0	0	1	23
at Stetson		2-4	0-2	0-0	0-1-1	1	4	2	1	0	2	25
vs North Alabama		0-3	0-1	0-0	0-0-0	1	0	0	0	0	0	11

2021-22	St	FG	3P	FT	Reb	F	Pt	A	To	Bk	S	M
AT NORTH FLORIDA												
at Texas Tech		1-5	1-4	2-2	0-1-1	1	5	3	2	0	1	18
at Texas A&M		0-3	0-2	0-0	0-5-5	0	0	1	1	0	1	15
at Grand Canyon		2-3	2-2	0-0	0-0-0	1	6	0	0	0	0	11
at Arizona State		2-2	0-0	0-0	0-0-0	1	4	0	0	0	1	16
at UCLA		2-5	1-3	0-0	1-1-2	1	5	2	0	0	0	16
Webber Int'l		6-6	2-2	1-1	0-1-1	0	15	3	0	0	1	19
at Kentucky		0-5	0-3	0-0	2-0-2	1	0	1	0	0	3	17
at FIU		2-3	2-3	0-0	0-1-1	0	6	0	0	0	0	12
Edward Waters		1-3	0-2	2-2	1-0-1	0	4	0	0	1	2	17
at Fla. Atlantic		1-3	1-2	0-0	0-0-0	2	3	3	3	0	2	27
at Florida		3-7	0-2	2-2	2-3-5	3	8	2	2	0	1	25
Austin Peay		1-2	1-2	4-4	0-2-2	1	7	2	0	0	0	20
Trinity Baptist	*	1-4	0-3	1-2	1-5-6	0	3	5	0	0	0	25
at FGCU	*	4-6	1-2	0-0	1-1-2	3	9	1	0	0	1	25
Stetson		3-4	1-1	1-1	1-5-6	1	8	0	1	0	1	21
at Liberty		0-4	0-1	4-4	1-2-3	0	4	0	0	0	1	23
Jacksonville		0-0	0-0	0-0	0-2-2	2	0	0	0	0	0	21
Kennesaw St.		3-10	2-7	0-0	2-2-4	0	8	2	1	1	3	28
at Florida State		0-0	0-0	3-4	0-0-0	0	3	0	1	1	0	13
at Eastern Ky.		0-3	0-1	0-0	0-1-1	3	0	2	0	0	0	20
Central Ark.		1-3	0-2	2-3	0-0-0	1	4	1	3	2	1	16
Lipscomb		0-2	0-1	0-0	0-2-2	1	0	0	0	0	0	18
at Jacksonville St.		0-0	0-0	0-0	0-1-1	0	0	0	0	0	0	3
at North Alabama		0-2	0-1	0-2	2-0-2	0	0	0	0	0	1	13
Bellarmine		1-4	0-2	4-4	2-3-5	3	6	0	0	0	0	24
at Kennesaw St.	*	2-2	0-0	0-0	2-4-6	2	4	1	0	0	0	33
Liberty	*	1-2	0-1	1-1	1-5-6	0	3	0	0	0	0	31
FGCU	*	2-3	1-1	0-0	1-2-3	0	5	2	0	0	3	32
at Jacksonville	*	1-2	0-1	0-0	1-0-1	1	2	0	0	1	0	26

INDIVIDUAL CAREER GAME-BY-GAME STATISTICS

2021-22 cont'd	St	FG	3P	FT	Reb	F	Pt	A	To	Bk	S	M
at Stetson	*	3-5	2-4	6-9	2-7-9	0	14	3	1	0	0	41
at Lipscomb	*	1-3	0-1	0-0	1-3-4	3	2	1	0	1	0	26

2022-23	St	FG	3P	FT	Reb	F	Pt	A	To	Bk	S	M
AT NORTH FLORIDA												
at Gonzaga	*	0-4	0-1	0-0	0-0-0	2	0	1	1	0	1	20
at Washington	*	0-1	0-0	2-2	2-1-3	0	2	0	1	0	0	16
SC State	*	1-5	0-3	4-4	0-4-4	1	6	0	1	0	1	24
at Duquesne	*	3-4	2-3	0-0	0-7-7	0	8	2	1	0	0	31
at Kentucky	*	1-3	0-1	0-0	0-2-2	1	2	0	1	0	1	18
Trinity Baptist	*	4-9	1-6	0-0	1-1-2	1	9	1	0	0	0	20
at High Point	*	3-8	1-5	2-2	0-4-4	2	9	2	2	0	0	30
at Houston	*	0-2	0-2	0-0	0-0-0	1	0	1	1	0	0	15
Bethune-Cook.	1-3	1-3	0-0	0-3-3	1	3	2	0	0	0	0	11
at Pittsburgh	0-0	0-0	0-0	0-1-1	1	0	1	0	0	0	0	10
Davis & Elkins	2-2	1-1	0-0	0-3-3	1	5	2	1	0	0	0	19
at Bethune-Cook.	1-2	1-1	0-0	0-1-1	0	3	2	0	0	0	1	19
Austin Peay	1-3	1-2	0-0	1-1-2	1	3	2	1	0	1	0	20
at Stetson	*	0-3	0-1	0-0	0-0-0	2	0	1	0	1	1	11
Kennesaw St.	3-4	1-1	0-0	1-1-2	0	7	0	0	1	0	0	16
at FGCU	0-3	0-2	0-0	0-1-1	0	0	0	0	0	0	0	15
at Jacksonville St.	2-4	1-3	0-0	0-1-1	4	5	0	0	0	0	0	20
at Kennesaw St.	1-2	0-1	0-0	0-3-3	0	2	0	0	0	0	1	18
Queens	1-3	0-2	0-0	1-2-3	0	2	1	0	0	0	0	21
Liberty	1-2	0-0	0-0	1-3-4	0	2	1	0	1	0	0	20
at Central Ark.	3-6	1-3	0-0	1-2-3	5	7	1	2	1	0	0	25
at North Alabama	2-6	2-5	0-0	0-0-0	2	6	1	0	0	0	0	24
at Jacksonville	0-0	0-0	0-0	0-1-1	1	0	1	0	0	0	0	19
Jacksonville	2-5	2-4	0-0	0-2-2	0	6	2	1	0	1	0	16
FGCU	2-4	1-2	0-0	1-1-2	1	5	0	0	0	0	0	19
Stetson	0-1	0-0	0-0	0-1-1	1	0	0	0	1	0	0	11
at Lipscomb	6-6	3-3	0-0	0-4-4	2	15	2	1	0	0	0	30
at Austin Peay	2-5	2-5	2-2	2-5-7	3	8	1	1	0	0	0	21
Eastern Ky.	5-7	2-3	0-0	2-0-2	0	12	1	0	0	0	1	24
Bellarmine	3-5	2-3	0-0	0-3-3	0	8	0	0	0	0	0	22
vs Bellarmine	4-7	2-3	0-0	2-3-5	1	10	0	0	1	1	0	24

2023-24	St	FG	3P	FT	Reb	F	Pt	A	To	Bk	S	M
AT NORTH FLORIDA												
Coastal Georgia	*	4-8	2-4	0-0	3-6-9	2	10	5	0	1	1	28
at Char. Southern	*	9-15	4-7	8-9	1-2-3	3	30	2	2	0	2	33
at SC State	*	7-13	4-9	0-0	1-3-4	3	18	1	1	0	1	25
Presbyterian	*	3-15	3-10	2-2	3-2-5	2	11	1	3	1	0	33
Northwestern St.	*	6-13	3-7	2-3	1-9-10	3	17	3	4	1	0	35
Maine	*	7-12	5-9	2-2	1-3-4	1	21	0	1	0	1	33
at LSU	*	2-8	1-4	2-2	0-2-2	0	7	0	0	0	0	26
at Iowa	*	7-9	2-2	0-0	0-4-4	0	16	1	5	0	2	31
High Point	*	4-9	1-4	1-2	0-3-3	1	10	0	2	0	0	34
Edward Waters	*	7-9	5-7	2-2	1-2-3	0	21	2	1	0	0	25
Ga. Southern	*	6-16	3-10	0-0	1-5-6	1	5	0	0	0	5	37
Trinity Baptist	*	5-12	3-9	0-0	3-3-6	1	13	0	1	0	3	20
at Florida State	*	7-18	5-15	3-4	0-0-0	1	22	0	1	0	2	26
at Georgia	*	6-11	4-8	0-1	0-4-4	1	16	3	0	1	2	30
at Miami	*	4-10	4-9	0-0	0-3-3	1	12	2	2	0	1	22
at Stetson	*	5-12	1-6	3-4	0-6-6	2	14	3	1	0	0	37
at FGCU	*	7-10	5-6	0-0	0-3-3	3	19	3	2	0	0	32
Jacksonville	*	8-12	3-6	2-2	0-1-1	2	11	0	1	0	0	17
Kennesaw St.	*	9-14	4-6	3-4	0-6-6	1	25	4	2	0	0	33
Queens	*	8-15	4-7	0-0	1-4-5	0	20	0	1	0	1	32
at Bellarmine	*	11-18	6-12	5-6	0-2-2	1	33	0	2	0	0	37
at Eastern Ky.	*	7-12	3-5	2-2	0-5-5	1	19	1	2	0	0	38
Lipscomb	*	7-14	3-8	6-6	1-2-3	1	23	1	2	1	1	36
at Austin Peay	*	9-17	4-7	11-12	2-6-8	2	33	0	2	2	0	48
North Alabama	*	11-18	5-9	8-8	2-3-5	2	35	3	3	0	1	37
Central Ark.	*	7-14	2-6	5-5	0-8-8	1	21	3	2	0	0	38
at Queens	*	10-21	3-10	6-8	0-9-9	1	29	3	2	0	0	38
at Kennesaw St.	*	9-20	5-13	3-3	0-6-6	1	26	3	4	0	1	37
at Jacksonville	*	3-10	1-7	6-6	0-4-4	2	13	1	2	0	1	38
FGCU	*	4-10	1-6	5-6	0-3-3	0	14	4	1	0	1	34
Stetson	*	9-16	6-10	2-2	1-6-7	3	26	4	1	1	0	37
at Austin Peay	*	6-9	1-3	6-7	0-5-5	5	19	3	0	1	0	42

JAHMAI MASHACK

2021-22	St	FG	3P	FT	Reb	F	Pt	A	To	Bk	S	M
UT Martin	1-2	0-1	0-0		2-3-5	0	2	1	0	0	0	7
ETSU	0-1	0-0	0-0		1-0-1	1	0	2	0	0	0	3
vs Villanova	1-2	0-0	0-0		2-0-2	1	2	1	0	1	0	5
vs North Carolina				DNP								
Tennessee Tech	0-1	0-0	0-0		0-1-1	0	0	0	1	0	1	6
Presbyterian	0-0	0-0	1-4		1-0-1	0	1	0	0	0	0	1
at Colorado				DNP								
vs Texas Tech	0-0	0-0	0-0		0-0-0	0	0	0	0	0	0	0+
UNC Greensboro	1-2	1-2	0-0		0-0-0	1	3	1	0	0	2	8
USC Upstate	1-2	0-0	1-2		0-1-1	4	3	1	1	0	2	14
Arizona				DNP								
at Alabama	0-0	0-0	0-0		0-0-0	0	0	0	0	0	2	4
Ole Miss	0-0	0-0	0-0		3-0-3	1	0	0	1	0	0	6
at LSU	1-2	0-0	0-0		0-0-0	3	2	0	0	0	0	6
South Carolina	0-0	0-0	0-0		0-0-0	2	0	0	0	0	0	1
at Kentucky	0-1	0-0	0-0		0-1-1	2	0	2	1	0	1	9
at Vanderbilt	0-0	0-0	0-0		0-0-0	0	0	0	1	1	1	7
LSU	0-1	0-0	0-0		1-0-1	0	0	0	1	0	0	7
Florida	0-0	0-0	0-0		0-0-0	0	0	0	0	0	0	1
at Texas	0-1	0-0	0-0		0-0-0	0	0	0	0	0	0	2
Texas A&M	0-0	0-0	0-0		0-1-1	2	0	0	0	0	0	2
at South Carolina	0-0	0-0	0-0		0-0-0	0	0	0	1	0	0	2
at Miss. State				DNP								
Vanderbilt	1-1	0-0	1-1		1-0-1	2	3	0	1	0	0	7
Kentucky	0-0	0-0	0-0		0-0-0	0	0	0	0	0	0	0+
at Arkansas	0-0	0-0	1-2		0-0-0	1	1	0	0	0	0	3
at Missouri				DNP								
Auburn	0-0	0-0	0-0		0-0-0	0	0	0	0	0	0	0+
at Georgia				DNP								
Arkansas	0-0	0-0	0-0		0-0-0	0	0	0	0	0	0	1
vs Miss. State				DNP								
vs Kentucky	0-0	0-0	0-0		0-1-1	0	0	0	0	0	0	2
vs Texas A&M				DNP								
vs Longwood	1-1	0-0	0-0		0-1-1	1	2	0	1	0	0	9
vs Michigan	0-0	0-0	0-0		0-0-0	0	0	0	0	0	0	0+

2022-23	St	FG	3P	FT	Reb	F	Pt	A	To	Bk	S	M
Tennessee Tech		2-4	1-3	0-0	1-1-2	1	5	3	3	0	3	19
vs Colorado		1-4	0-0	0-0	3-2-5	4	2	0	1	0	0	14
FGCU		4-7	0-1	2-2	0-4-4	2	10	2	1	0	21	23
vs Butler		3-6	0-1	0-0	0-1-1	1	6	1	1	0	2	23
vs USC		3-4	0-0	1-1	1-0-1	1	7	1	1	0	3	14
vs Kansas		1-3	0-0	0-0	2-0-2	1	2	1	4	1	1	20
McNeese		1-3	1-2	1-2	2-1-3	1	4	3	2	0	1	21
Alcorn State	*	5-10	1-3	2-4	3-4-7	2	13	2	1	0	4	27
Eastern Ky.	*	2-8	0-2	4-4	3-2-5	2	8	1	1	2	3	28
vs Maryland		2-5	1-1	0-3	1-0-1	1	5	0	0	0	0	10
at Arizona		1-1	0-0	0-0	0-0-0	2	2	0	2	0	1	11
Austin Peay		2-7	1-2	0-1	3-2-5	0	5	5	0	0	3	22
at Ole Miss		0-0	0-0	1-2	1-2-3	0	1	3	1	0	2	22
Mississippi State		2-2	0-0	0-0	1-1-2	3	4	2	2	1	0	17
at South Carolina		0-6	0-2	0-0	1-2-3	2	0	0	2	1	4	16
Vanderbilt		0-1	0-0	0-0	2-0-2	1	0	0	1	0	0	6
Kentucky		0-0	0-0	0-0	0-1-1	1	0	0	0	0	0	5
at Miss. State		0-4	0-2	0-0	1-0-1	1	0	1	1	0	0	13
at LSU		1-2	0-1	1-2	1-1-2	1	3	0	0	0	0	10
Georgia		2-5	0-0	0-0	1-1-2	1	4	0	0	0	1	9
Texas		0-0	0-0	0-0	0-1-1	1	0	0	1	0	1	7
at Florida		0-0	0-0	0-0	1-0-1	0	0	0	1	0	1	3
Auburn		2-5	0-0	0-0	3-0-3	2	4	0	0	0	0	7
at Vanderbilt		0-0	0-0	0-0	0-0-0	0	0	0	0	0	0	4
Missouri		1-3	0-1	3-4	1-0-1	4	5	2	0	2	0	21
Alabama	*	0-4	0-1	0-0	1-2-3	3	0	2	2	0	3	27
at Kentucky	*	7-12	1-3	1-5	2-6-8	5	16	2	1	0	2	34
at Texas A&M	*	1-4	1-2	0-0	1-1-2	4	3	4	1	1	2	30
South Carolina	*	5-7	2-2	2-2	4-2-6	0	14	2	0	0	2	29
Arkansas	*	1-6	0-1	4-6	0-1-1	3	6	5	1	0	4	23
at Auburn	*	1-2	0-0	0-0	0-0-0	5	2	1	2	1	0	12
vs Ole Miss	*	1-3	1-1	2-3	0-2-2	1	5	3	4	1	1	19
vs Missouri	*	5-8	1-2	3-4	0-0-0	4	14	4	3	0	1	31
vs Louisiana	*	4-6	0-1	3-4	0-1-1	1	11	3	3	0	2	29

INDIVIDUAL CAREER GAME-BY-GAME STATISTICS

2022-23 cont'd	St	FG	3P	FT	Reb	F	Pt	A	To	Bk	S	M
vs Duke	*	0-2	0-0	2-4	0-0-0	1	2	1	3	0	0	20
vs Fla. Atlantic	*	3-6	0-1	1-4	2-2-4	3	7	1	0	0	2	28
2023-24	St	FG	3P	FT	Reb	F	Pt	A	To	Bk	S	M
Tennessee Tech	*	2-5	1-3	4-4	0-3-3	1	9	1	1	0	0	22
at Wisconsin	*	1-3	0-0	2-2	0-1-1	3	4	1	0	0	1	15
Wofford	*	2-4	0-0	3-4	2-2-4	1	7	1	1	0	1	23
vs Syracuse	*	3-5	0-0	2-2	2-2-4	2	8	1	1	2	1	26
vs Purdue	*	3-7	0-1	3-6	2-0-2	4	9	1	0	1	2	17
vs Kansas	*	0-2	0-0	0-0	0-2-2	3	0	1	1	0	1	16
at North Carolina	1-3	0-0	0-0	1-2-3	2	2	0	1	0	0	0	15
George Mason	0-2	0-2	0-0	1-3-4	2	9	3	0	0	0	0	14
Illinois	2-2	0-0	0-6	1-3-4	2	9	3	0	0	0	0	15
Ga. Southern	0-1	0-1	2-2	0-0-0	2	1	0	1	0	0	2	10
vs NC State	4-8	1-2	2-2	2-3-5	2	11	4	0	1	1	1	27
Tarleton State	1-1	1-1	0-0	1-2-3	0	3	1	1	0	0	0	10
Norfolk State	3-4	2-3	0-0	0-2-2	2	8	2	0	0	2	18	
Ole Miss	4-8	2-3	0-0	3-1-4	0	10	4	2	1	2	23	
at Miss. State	0-2	0-1	0-0	4-2-6	3	0	0	2	0	2	18	
at Georgia	1-3	1-2	0-0	1-2-3	3	3	1	1	0	1	16	
Florida	2-5	0-3	2-2	1-1-2	1	6	2	2	0	2	23	
Alabama	3-4	1-1	1-3	3-1-4	0	8	4	1	0	2	28	
at Vanderbilt	0-0	0-0	0-0	2-0-2	2	0	1	0	0	0	0	13
South Carolina	0-0	0-0	0-0	0-1-1	2	0	0	0	0	0	0	15
at Kentucky	2-3	0-1	0-3	1-2-3	3	4	0	0	0	0	0	15
LSU	2-4	1-1	1-2	1-0-1	4	6	0	0	0	0	0	13
at Texas A&M	3-6	0-1	2-4	5-0-5	3	8	1	0	0	0	0	16
at Arkansas	0-2	0-1	2-2	0-1-1	3	2	1	0	0	0	0	14
Vanderbilt	1-6	0-1	0-0	1-1-2	2	2	2	1	0	1	0	16
at Missouri	1-4	0-0	1-1	1-1-2	1	3	1	1	0	0	0	11
Texas A&M	2-4	0-1	0-0	1-0-1	2	4	0	0	0	0	0	19
Auburn	1-1	0-0	0-0	0-2-2	2	2	0	0	0	0	0	9
at Alabama	3-4	2-2	0-0	2-4-6	3	8	4	1	1	1	1	27
at South Carolina	0-2	0-0	0-0	1-2-3	3	0	2	0	0	0	1	17
Kentucky	1-3	0-1	0-0	2-1-3	2	10	1	0	0	0	0	22
vs Miss. State	4-6	1-2	1-1	2-13	2	10	1	0	0	0	0	21
vs Saint Peter's	1-4	1-2	1-2	1-5-6	2	4	0	0	0	1	0	21
vs Texas	1-1	0-0	0-0	2-1-3	2	2	0	0	0	0	0	16
vs Creighton	*	2-5	0-2	0-0	5-3-8	4	4	2	2	2	2	25
vs Purdue	*	0-1	0-1	2-2	0-3-3	5	2	2	0	0	1	19

IGOR MILIČIĆ JR.

2021-22	St	FG	3P	FT	Reb	F	Pt	A	To	Bk	S	M
AT VIRGINIA												
Navy				DNP								
Radford	0-1	0-1	0-0	0-1-1	0	0	0	1	0	0	0	3
at Houston	0-1	0-1	0-0	0-0-0	0	0	0	0	0	0	0	1
Coppin State	3-6	2-4	3-4	0-2-2	1	11	1	0	1	0	1	14
vs Georgia	1-2	1-2	0-2	0-0-0	1	3	0	0	0	0	0	10
vs Providence	0-0	0-0	0-0	0-0-0	0	0	0	0	0	0	0	3
Lehigh	1-5	1-3	0-0	0-2-2	0	3	0	0	0	1	2	13
Iowa	1-1	0-0	0-0	1-2-3	0	2	1	0	0	0	0	8
Pittsburgh	1-3	1-3	0-0	0-2-2	0	3	0	0	0	0	0	6
at James Madison	0-1	0-1	0-0	0-0-0	0	0	0	0	0	0	0	3
Far. Dickinson	3-4	3-4	0-0	0-2-2	0	9	0	2	1	1	1	12
Clemson	0-2	0-2	0-0	0-0-0	0	0	0	1	1	0	0	10
at Syracuse				DNP								
at Clemson				DNP								
at North Carolina	1-1	0-0	0-0	1-0-1	0	2	0	0	0	0	0	2
Virginia Tech				DNP								
Wake Forest	0-1	0-1	0-0	1-0-1	0	0	0	0	0	0	1	9
at Pittsburgh				DNP								
at NC State	0-0	0-0	0-0	0-0-0	0	0	0	0	0	0	0	2
Louisville				DNP								
at Notre Dame				DNP								
Boston College				DNP								
Miami	0-1	0-0	0-0	0-0-0	0	0	0	0	0	0	0	2
at Duke				DNP								
Georgia Tech				DNP								
at Virginia Tech				DNP								
at Miami				DNP								

2021-22 cont'd	St	FG	3P	FT	Reb	F	Pt	A	To	Bk	S	M
Duke				DNP								
Florida State				DNP								
at Louisville				DNP								
vs Louisville				DNP								
vs North Carolina	0-0	0-0	0-0	0-1-1	0	0	0	0	0	0	0	3
Miss. State				DNP								
at North Texas				DNP								
St. Bonaventure				DNP								

2022-23	St	FG	3P	FT	Reb	F	Pt	A	To	Bk	S	M
AT CHARLOTTE												
Coppin State	*	1-4	0-3	1-2	1-5-6	1	3	2	1	0	0	22
UMES	*	5-8	1-3	2-2	1-3-4	0	13	0	1	1	0	21
vs Boise State	*	1-3	0-2	0-0	0-4-4	1	2	1	0	0	0	20
vs Tulsa	*	4-9	0-2	1-2	2-4-6	2	9	1	2	1	0	31
vs UMass	*	4-9	1-5	2-2	2-3-5	2	11	0	3	1	1	23
at Detroit Mercy	*	3-7	1-3	1-2	1-1-2	3	8	0	1	0	0	15
Presbyterian	*	5-9	3-6	0-0	1-5-6	2	13	2	0	1	0	22
at Davidson	*	6-11	4-7	2-3	1-6-7	1	18	0	2	1	0	41
App. State	*	4-6	3-5	0-0	1-6-7	1	11	1	1	2	1	31
Detroit Mercy	*	7-8	4-5	2-2	1-10-11	3	20	1	4	1	1	30
at Monmouth	*	3-6	1-3	1-1	0-6-6	2	8	0	0	2	2	19
at UAB				DNP-ILL								
MTSU	*	3-3	1-1	2-2	1-5-6	3	9	0	2	0	2	31
Louisiana Tech	*	2-4	0-2	1-1	1-4-5	4	5	0	1	0	2	14
at FIU	*	2-8	0-4	1-1	2-3-5	2	5	1	0	1	0	25
at Fla. Atlantic	*	3-6	0-2	0-0	0-1-1	1	6	0	1	0	0	20
UTSA	*	5-9	3-6	3-3	1-6-7	1	16	2	1	0	3	33
UTEP	*	1-3	1-3	2-2	1-5-6	3	5	0	1	0	0	19
at MTSU	*	1-2	0-0	1-2	0-4-4	2	3	0	2	0	3	22
at Western Ky.	*	2-5	0-2	1-2	0-1-1	2	5	1	0	0	0	9
at Rice	*	4-6	2-3	0-0	2-3-5	3	10	0	0	0	0	1
FIU		1-5	0-1	1-1	2-0-2	1	3	1	3	0	2	14
Fla. Atlantic		2-7	1-6	0-0	1-0-1	2	5	0	2	1	0	22
at UTEP	*	2-7	1-6	4-4	1-1-2	4	9	0	3	0	1	26
at North Texas	*	0-2	0-2	0-0	0-2-2	0	0	0	0	0	0	1
Western Ky.	1-3	0-2	0-0	0-0-0	0	0	0	2	0	0	0	7
at Louisiana Tech	2-3	1-2	2-4	0-4-4	2	7	4	1	0	0	0	22
North Texas	2-2	1-1	0-0	1-0-1	1	5	0	1	5	0	0	9
Rice	2-4	1-3	0-0	0-0-0	0	5	0	0	0	0	0	14
at UTSA	4-6	3-5	0-0	0-5-5	3	11	0	2	2	2	0	17
UAB	4-10	1-5	0-1	1-10-11	0	9	0	2	1	0	1	37
vs MTSU	2-4	1-2	1-1	0-2-2	1	6	1	0	2	0	2	05
vs Western Caro.	4-10	3-8	0-0	0-2-2	2	11	0	0	0	0	0	1
vs Milwaukee	1-8	1-6	0-0	2-3-5	1	3	1	3	1	0	2	21
vs Radford	4-6	1-3	0-0	1-2-3	0	9	1	0	0	0	0	21
vs Eastern Ky.	1-3	1-2	0-0	0-1-1	0	3	1	1	0	0	0	13

2023-24	St	FG	3P	FT	Reb	F	Pt	A	To	Bk	S	M
AT CHARLOTTE												
Maine	*	1-3	1-3	6-6	0-8-8	3	9	0	4	1	0	29
vs Liberty	*	6-10	1-4	0-0	2-8-10	3	13	2	0	1	0	34
Utah Valley	*	5-9	3-6	2-2	1-11-12	2	15	3	4	1	1	31
vs Geo. Mason	*	3-4	1-2	8-10	1-12-13	4	15	1	0	1	2	33
vs UCF	*	6-14	1-5	5-6	3-7-10	4	18	2	1	1	1	44
Georgia State	*	1-3	0-1	2-2	0-5-5	3	4	4	1	1	0	31
Davidson	*	7-9	5-6	0-0	3-5-8	2	19	3	3	1	0	33
Stetson	*	5-7	2-3	1-1	1-8-9	2	13	4	1	0	3	23
at Duke	*	4-10	0-4	0-0	1-5-6	2	8	1	2	4	1	36
at Richmond	*	2-8	2-8	0-0	0-5-5	2	6	0	0	0	1	0
Greensboro		2-6	0-2	3-4	3-6-9	0	7	4	0	2	0	13
at Stetson	*	7-12	3-6	5-5	2-7-9	1	22	2	4	0	2	35
at SMU	*	2-10	1-3	1-2	3-10-13	3	6	2	1	0	1	32
Fla. Atlantic	*	4-9	0-5	5-5	2-3-5	4	13	2	2	1	1	32
Tulsa	*	7-11	3-5	0-0	4-6-10	4	17	1	2	0	0	26
at UTSA	*	7-11	3-7	2-4	0-4-4	3	19	1	3	0	2	33
at Rice	*	3-11	2-6	0-0	2-6-8	3	8	0	3	4	0	43
North Texas	*	4-7	2-5	3-3	0-4-4	4	13	2	2	1	0	31
UAB	*	4-6	3-5	4-4	1-3-4	3	15	0	1	0	1	28
at Tulane	*	7-13	1-5	7-8	3-10-13	2	22	3	4	2	0	31
East Carolina	*	3-6	1-2	5-6	2-8-10	2	12	4	5	1	3	32
at South Florida	*	6-10	3-6	0-0	0-9-9	2	15	5	2	2	0	38

INDIVIDUAL CAREER GAME-BY-GAME STATISTICS

2023-24 cont'd	St	FG	3P	FT	Reb	F	Pt	A	To	Bk	S	M
at Temple	*	3-8	1-4	4-6	2-9-11	1	11	2	1	1	0	34
UTSA	*	2-7	1-4	4-5	2-5-7	4	9	1	2	1	1	34
Wichita State	*	4-9	1-4	3-5	1-13-14	2	12	1	0	1	0	38
at Memphis	*	6-12	2-7	2-3	2-3-5	2	16	0	4	0	0	36
at Tulsa	*	2-8	2-7	1-2	0-6-6	2	7	1	2	0	0	29
South Florida	*	3-8	2-6	0-0	0-5-5	5	8	1	3	1	2	30
Rice	*	7-11	4-7	8-10	1-9-10	2	26	1	1	1	0	36
at East Carolina	*	5-7	3-5	0-0	2-2-4	0	13	2	1	0	2	36
vs Temple	*	2-8	2-6	0-0	1-15-16	1	6	1	3	1	1	39

FELIX OKPARA

2022-23	St	FG	3P	FT	Reb	F	Pt	A	To	Bk	S	M
AT OHIO STATE												
Robert Morris		2-3	0-0	0-0	0-2-2	2	4	0	0	1	0	13
Char. Southern		1-4	0-0	0-0	1-3-4	2	2	0	0	1	1	19
Eastern Illinois		2-2	0-0	0-0	0-3-3	2	4	1	2	2	0	15
vs San Diego St.		2-2	0-0	0-0	1-1-2	0	4	0	1	1	0	12
vs Cincinnati		2-3	0-0	0-0	2-1-3	1	4	0	1	2	0	16
vs Texas Tech		1-1	0-0	0-0	0-3-3	1	2	0	1	0	0	9
at Duke		0-1	0-0	2-2	2-2-4	1	2	0	1	0	0	7
St. Francis (PA)		3-7	1-1	3-3	6-6-12	1	10	1	1	1	2	16
Rutgers		0-0	0-0	1-2	0-2-2	2	1	0	0	0	0	7
vs North Carolina		2-2	0-0	0-0	1-2-3	5	4	2	0	2	4	12
Maine		5-7	0-0	0-0	3-1-4	2	10	0	0	0	1	13
Alabama A&M		1-2	0-0	2-4	2-2-4	0	4	0	1	0	1	12
at Northwestern		0-0	0-0	0-0	0-3-3	0	0	0	0	2	0	11
Purdue		2-5	0-0	1-2	3-2-5	2	5	2	0	3	0	30
at Maryland	*	1-2	0-0	0-0	0-0-0	3	2	0	0	0	0	12
Minnesota		0-0	0-0	0-0	0-2-2	1	0	0	0	2	1	6
at Rutgers	*	2-4	0-0	0-0	2-3-5	2	4	0	0	2	0	16
at Nebraska		0-0	0-0	0-0	0-1-1	1	0	0	0	0	0	5
Iowa		3-4	0-0	0-0	2-0-2	3	6	0	0	3	0	12
at Illinois		0-0	0-0	0-0	0-1-0	0	0	0	0	1	0	13
at Indiana		4-5	0-0	0-3	1-3-4	1	8	0	2	1	0	15
Wisconsin		1-3	0-0	3-4	1-2-3	2	5	0	0	0	0	12
at Michigan		0-3	0-0	0-0	3-1-4	2	0	0	0	1	0	14
Northwestern		2-2	0-0	0-0	1-1-2	0	4	0	1	0	0	13
Michigan State		0-2	0-0	0-0	4-2-6	0	0	0	0	1	1	16
at Iowa		1-2	0-0	0-0	0-3-3	3	2	0	1	0	0	14
at Purdue	*	2-2	0-0	0-0	1-1-2	2	4	1	1	4	0	16
Penn State	*	4-4	0-0	0-0	0-1-1	2	8	0	0	0	0	18
Illinois	*	2-3	0-0	0-0	0-1-1	1	4	0	2	1	1	8
Maryland	*	5-8	0-1	2-2	4-8-12	3	12	0	2	3	0	31
at Michigan State	*	2-4	0-0	0-0	0-3-3	1	4	1	0	1	1	17
vs Wisconsin	*	1-2	0-0	1-2	1-3-4	1	3	0	0	2	2	31
vs Iowa	*	1-3	0-1	0-0	3-2-5	4	2	0	0	1	0	23
vs Michigan State	*	4-6	0-0	0-0	2-6-8	3	8	1	0	5	0	35
vs Purdue	*	3-6	0-2	1-2	1-3-4	5	7	0	0	1	0	22

2023-24	St	FG	3P	FT	Reb	F	Pt	A	To	Bk	S	M
AT OHIO STATE												
Oakland	*	3-4	0-0	0-0	0-1-1	4	6	1	2	1	0	13
Texas A&M	*	1-3	0-0	1-2	0-3-3	2	3	0	0	4	0	21
Merrimack	*	2-4	0-0	0-0	2-2-4	2	4	0	0	1	0	12
Western Michigan	*	2-3	0-1	2-4	3-8-11	4	6	0	1	4	1	24
vs Alabama	*	1-3	0-0	0-0	1-9-10	4	2	0	1	1	0	18
vs Santa Clara	*	4-6	0-1	0-0	3-4-7	1	8	2	1	3	1	19
Central Michigan	*	6-6	0-0	2-4	4-5-9	3	14	0	1	1	1	22
Minnesota	*	1-3	0-0	1-2	1-7-8	2	3	1	1	5	0	28
Miami (OH)	*	1-2	0-0	0-0	3-4-7	0	2	0	1	2	0	17
at Penn State	*	4-5	0-0	1-2	3-5-8	3	9	0	1	1	0	20
vs UCLA	*	5-7	0-0	0-1	2-2-4	5	10	1	1	2	1	23
New Orleans		DNP-ILL.										
vs West Virginia	*	3-5	0-0	2-2	2-3-5	2	8	0	1	3	0	27
Rutgers	*	2-3	0-0	3-4	2-5-7	3	7	1	0	1	1	24
at Indiana	*	2-5	0-0	2-3	5-10-15	2	6	1	1	5	0	30
Wisconsin	*	3-3	0-0	1-1	2-5-7	2	7	0	1	3	0	30
at Michigan	*	5-8	0-0	0-0	5-4-9	2	10	2	1	5	0	35
Penn State	*	4-9	0-0	0-0	6-8-14	3	8	1	1	3	0	29
at Nebraska	*	3-5	0-0	0-0	1-0-1	3	6	0	1	2	0	16
at Northwestern	*	2-4	0-0	1-2	0-5-5	3	5	0	1	1	1	24

2023-24 cont'd	St	FG	3P	FT	Reb	F	Pt	A	To	Bk	S	M
Illinois	*	0-2	0-0	0-0	0-3-3	3	0	0	1	2	0	18
at Iowa	*	5-7	0-0	4-6	7-1-8	3	14	2	2	2	2	31
Indiana	*	2-2	0-0	3-4	2-2-4	4	7	0	0	2	0	23
Maryland	*	2-3	0-0	3-4	2-4-6	5	7	0	3	2	1	33
at Wisconsin	*	1-1	0-0	0-0	2-2-4	2	2	0	1	3	0	27
Purdue	*	0-2	0-0	0-0	0-0-0	5	0	0	0	1	0	16
at Minnesota	*	0-2	0-0	0-0	0-2-2	4	0	0	1	1	1	20
at Michigan State	*	5-8	0-0	0-0	4-2-6	1	10	1	1	2	1	32
Nebraska	*	1-4	0-0	1-1	0-7-7	2	3	1	3	2	0	26
Michigan	*	2-2	0-0	1-2	0-6-6	1	5	0	0	3	1	19
at Rutgers	*	4-6	0-1	2-3	3-5-8	3	10	0	0	3	1	25
vs Iowa	*	2-6	0-0	0-0	1-4-5	5	4	0	0	3	0	21
vs Illinois	*	2-4	0-1	0-0	2-8-10	5	4	1	1	4	0	24
Cornell	*	7-13	0-1	2-7	7-0-7	1	16	1	1	3	0	24
Virginia Tech	*	6-9	0-0	1-2	2-4-6	4	13	0	1	2	1	24
Georgia	*	6-10	0-1	0-0	2-5-7	2	12	2	2	2	0	28

CADE PHILLIPS

2023-24	St	FG	3P	FT	Reb	F	Pt	A	To	Bk	S	M
Tennessee Tech		1-2	0-0	0-0	0-1-1	1	2	0	0	1	0	10
at Wisconsin		1-1	0-0	0-0	0-1-1	0	2	0	0	0	0	7
Wofford		0-0	0-0	0-0	0-0-0	0	0	0	0	0	0	3
vs Syracuse				DNP								
vs Purdue		0-0	0-0	0-1	0-1-1	1	0	0	0	0	0	4
vs Kansas				DNP								
at North Carolina		0-0	0-0	0-0	2-1-3	3	0	1	2	1	0	12
George Mason		0-0	0-0	4-4	1-0-1	1	4	0	0	0	0	4
Illinois				DNP								
Ga. Southern		0-0	0-0	0-0	1-0-1	1	0	1	1	1	1	12
vs NC State				DNP								
Tarleton State		0-0	0-0	0-0	1-1-2	1	0	0	0	0	0	2
Norfolk State		0-0	0-0	2-2	0-1-1	0	2	1	0	1	0	5
Ole Miss				DNP								
at Miss. State				DNP								
at Georgia				DNP								
Florida		0-0	0-0	0-0	0-0-0	0	0	0	0	0	0	1
Alabama				DNP								
at Vanderbilt				DNP								
South Carolina				DNP								
at Kentucky				DNP								
LSU				DNP								
at Texas A&M				DNP								
at Arkansas		0-0	0-0	0-0	1-1-2	0	0	0	0	0	0	6
Vanderbilt		0-0	0-0	2-2	2-1-3	3	2	2	0	0	0	10
at Missouri				DNP								
Texas A&M				DNP								
Auburn				DNP								
at Alabama				DNP								
at South Carolina				DNP								
Kentucky				DNP								
vs Miss. State				DNP								
vs Saint Peter's		0-0	0-0	0-0	1-1-2	0	0	0	0	0	0	3
vs Texas				DNP								
vs Creighton				DNP								
vs Purdue				DNP								


2021-22 cont'd	St	FG	3P	FT	Reb	F	Pt	A	To	Bk	S	M
at Alabama	*	2-7	0-3	7-8	0-1-1	4	11	4	4	0	2	27
Ole Miss		3-11	2-8	0-0	1-4-5	1	8	3	2	0	5	28
at LSU		1-3	1-2	0-0	1-0-1	1	3	0	1	0	0	11
South Carolina		5-8	1-3	0-0	0-1-1	2	11	4	2	0	4	22
at Kentucky		1-4	0-2	0-0	0-1-1	1	2	2	2	0	0	17
at Vanderbilt		0-8	0-3	11-12	0-3-3	1	2	0	0	0	4	27
LSU		1-4	1-4	2-2	1-2-3	2	5	1	2	0	0	17
Florida		4-7	3-5	0-0	1-5-6	3	11	4	2	1	2	26
at Texas		4-9	2-4	2-2	0-3-3	4	12	0	0	0	0	17
Texas A&M		4-10	2-6	4-5	0-1-1	1	14	3	1	0	2	27
at South Carolina		6-13	4-5	2-2	0-2-2	3	18	3	3	0	3	27
at Miss. State		2-4	1-2	6-6	0-0-0	2	11	2	2	0	5	16
Vanderbilt		5-10	3-5	3-5	0-2-2	2	16	5	0	1	2	28
Kentucky		4-8	2-4	4-4	0-1-1	2	14	4	3	1	4	29
at Arkansas		2-8	2-3	6-6	0-2-2	2	12	0	2	0	3	33
at Missouri		2-5	0-2	2-2	0-2-2	3	6	2	2	0	0	22
Auburn		2-9	1-3	8-9	0-2-2	1	13	0	2	0	3	30
at Georgia		1-7	0-4	0-0	0-1-1	0	2	3	2	0	0	19
Arkansas		4-12	2-5	3-6	0-5-5	1	13	6	4	0	1	30
vs Miss. State		5-10	1-3	0-0	0-1-1	2	11	8	1	0	3	29
vs Kentucky		2-5	1-1	6-8	0-2-2	4	11	1	2	0	1	21
vs Texas A&M		1-5	1-4	0-0	0-2-2	1	3	1	6	0	2	31
vs Longwood		3-5	2-4	2-2	0-0-0	2	10	6	3	0	0	24
vs Michigan		4-9	0-4	0-0	0-2-2	3	8	1	0	0	1	23

2022-23	St	FG	3P	FT	Reb	F	Pt	A	To	Bk	S	M
Tennessee Tech	*	4-14	2-12	2-2	0-2-2	3	12	5	2	0	2	28
vs Colorado	*	4-12	2-6	2-3	0-2-2	2	12	4	2	0	1	34
FGCU		2-7	1-4	1-3	0-6-6	2	6	1	2	0	1	32
vs Butler		3-10	1-4	3-4	1-3-4	0	10	5	4	0	3	29
vs USC		1-6	0-3	4-4	0-3-3	1	6	3	3	0	2	33
vs Kansas		4-10	3-5	3-4	0-3-3	2	14	3	3	0	4	27
McNeese		2-4	2-4	0-0	0-0-0	2	14	3	3	0	4	27
Alcorn State		3-5	2-3	2-2	1-2-3	3	10	4	3	1	5	23
Eastern Ky.		2-8	1-3	8-10	1-5-6	2	13	5	3	0	4	31
vs Maryland		5-13	2-5	0-1	0-3-3	3	12	3	1	0	1	25
at Arizona		8-11	3-6	2-2	1-5-6	4	21	1	2	0	1	29
Austin Peay		2-6	0-4	0-0	0-1-1	2	4	3	1	1	1	25
at Ole Miss		2-9	0-4	9-10	1-0-1	2	13	3	2	1	2	29
Mississippi State		4-7	3-5	0-0	0-4-4	2	11	10	2	0	3	24
at South Carolina		1-5	1-2	0-0	0-3-3	3	3	8	2	0	4	19
Vanderbilt		2-5	1-2	2-2	0-4-4	3	7	9	3	0	0	31
Kentucky		3-12	0-3	0-0	0-0-0	4	6	7	2	0	1	27
at Miss. State	*	7-14	4-10	6-6	1-5-6	3	24	4	5	0	3	40
at LSU	*	5-12	2-8	0-0	0-2-2	0	12	10	1	2	2	37
Georgia	*	4-8	3-7	0-0	0-2-2	0	12	10	1	2	2	23
Texas	*	7-10	3-6	5-5	0-3-3	0	22	10	3	0	2	37
at Florida	*	6-19	3-9	0-0	0-3-3	2	15	3	3	1	1	36
Auburn	*	0-10	0-7	3-3	2-2-4	2	3	6	3	0	0	35
at Vanderbilt	*	2-7	1-3	0-0	1-3-4	3	5	7	2	0	0	24
Missouri	*	4-10	1-6	2-2	0-3-3	5	11	10	3	0	2	29
Alabama	*	4-11	3-9	4-6	0-0-0	3	15	8	0	0	2	35
at Kentucky	*	2-10	2-9	2-3	0-1-1	4	8	3	3	0	1	23
at Texas A&M	*	6-17	2-11	0-0	0-1-1	3	14	4	4	0	2	34
South Carolina	*	5-7	3-4	0-0	1-1-2	0	13	11	2	0	3	31
Arkansas	*	1-1	0-0	0-0	0-0-0	0	2	1	1	0	0	3
at Auburn					DNP-INJ							
vs Ole Miss					DNP-INJ							
vs Missouri					DNP-INJ							
vs Louisiana					DNP-INJ							
vs Duke					DNP-INJ							
vs Fla. Atlantic					DNP-INJ							


2023-24	St	FG	3P	FT	Reb	F	Pt	A	To	Bk	S	M
Tennessee Tech		1-4	1-3	0-0	0-2-2	1	3	5	0	0	1	12
at Wisconsin		1-5	1-4	2-2	1-2-3	2	5	3	3	0	0	19
Wofford		1-5	1-3	0-0	0-1-1	2	3	2	1	0	0	19
vs Syracuse		2-5	0-1	5-6	0-1-1	1	6	0	1	9	3	22
vs Purdue		2-11	1-7	0-0	1-3-4	2	5	3	3	0	2	28
vs Kansas		0-6	0-4	0-0	0-0-0	2	0	2	2	0	0	21
at North Carolina	*	3-8	2-6	1-3	0-3-3	3	9	7	2	0	0	28
George Mason	*	2-6	2-6	0-0	0-1-1	0	6	6	1	0	2	28

2023-24 cont'd	St	FG	3P	FT	Reb	F	Pt	A	To	Bk	S	M
Illinois	*	2-5	1-2	6-6	0-0-0	1	11	4	0	0	1	30
Ga. Southern	*	3-7	0-1	0-0	0-3-3	0	6	7	4	0	4	29
vs NC State	*	7-17	4-8	2-4	0-3-3	2	20	8	3	0	4	39
Tarleton State	*	4-8	1-4	4-5	0-2-2	0	13	5	1	0	1	34
Norfolk State	*	6-12	5-10	0-0	0-0-0	3	17	4	0	0	4	27
Ole Miss	*	6-13	4-11	1-1	2-3-5	1	17	10	2	1	1	37
at Miss. State	*	9-15	4-9	4-5	0-2-2	2	26	7	3	1	3	37
at Georgia	*	5-10	1-6	7-10	0-5-5	0	18	5	6	0	2	38
Florida	*	2-2	1-1	2-3	0-3-3	0	7	4	3	0	2	34
Alabama	*	3-9	2-5	0-1	1-3-4	1	8	6	0	0	4	32
at Vanderbilt	*	3-8	2-6	2-3	1-3-4	1	10	6	3	0	1	36
South Carolina	*	0-6	0-4	2-4	0-1-1	0	2	3	2	0	0	33
at Kentucky	*	8-11	3-6	7-10	1-1-2	2	26	13	2	0	3	33
LSU	*	6-9	3-6	2-2	0-4-4	1	17	9	3	0	5	36
at Texas A&M	*	5-15	1-8	4-7	1-5-6	3	15	6	3	0	4	40
at Arkansas	*	4-8	1-3	0-0	1-2-3	1	9	6	3	0	2	29
Vanderbilt	*	5-6	4-5	0-0	0-0-0	2	14	5	0	0	2	24
at Missouri	*	3-9	2-4	2-3	0-1-1	4	10	3	2	0	1	31
Texas A&M	*	3-10	1-4	2-2	0-9-9	1	9	14	0	0	4	35
Auburn	*	3-9	3-3	8-12	0-4-4	0	17	9	5	0	1	38
at Alabama	*	5-18	4-14	4-6	1-1-2	1	18	4	1	1	1	38
at South Carolina	*	3-8	1-5	6-6	0-5-5	1	13	7	1	0	1	35
Kentucky	*	6-15	4-11	1-2	0-2-2	2	17	9	1	0	1	29
vs Miss. State	*	7-17	4-12	2-2	0-2-2	3	20	2	4	0	0	38
vs Saint Peter's	*	3-6	3-5	2-2	0-2-2	1	11	10	2	0	1	31
vs Texas	*	2-12	1-8	1-2	0-4-4	0	6	7	4	0	3	40
vs Creighton	*	6-14	3-6	3-5	0-4-4	0	18	6	1	0	0	40
vs Purdue	*	3-12	1-8	2-5	1-3-4	2	9	8	1	0	0	39

STAFF



HEAD COACH RICK BARNES



RICK
BARNES

► BARNES' HEAD COACHING RECORD

Year	School	Overall	Conference	Finish	Postseason	Ranking
1987-88	George Mason	20-10 .667	9-5 .643	T-2nd		-/-
Totals	One Season	20-10 .667	9-5 .643		0-0	
1988-89	Providence	18-11 .621	7-9 .438	T-6th	NCAA Tournament First Round	-/-
1989-90	Providence	17-12 .586	8-8 .500	T-6th	NCAA Tournament First Round	-/-
1990-91	Providence	19-13 .594	7-9 .438	T-7th	NIT Quarterfinals	-/-
1991-92	Providence	14-17 .452	6-12 .333	9th		-/-
1992-93	Providence	20-13 .606	9-9 .500	T-4th	NIT Semifinals	-/-
1993-94	Providence	20-10 .667	10-8 .556	T-4th	NCAA Tournament First Round	-/-
Totals	Six Seasons	108-76 .587	47-55 .461		5-5 (0-3 NCAAT, 5-2 NIT)	
1994-95	Clemson	15-13 .536	5-11 .313	T-6th	NIT First Round	-/-
1995-96	Clemson	18-11 .621	7-9 .438	6th	NCAA Tournament First Round	-/-
1996-97	Clemson	23-10 .697	9-7 .563	4th	NCAA Tournament Sweet Sixteen	14/8
1997-98	Clemson	18-14 .563	7-9 .438	T-4th	NCAA Tournament First Round	-/-
Totals	Four Seasons	74-48 .607	28-36 .438		2-4 (2-3 NCAAT, 0-1 NIT)	
1998-99	Texas	19-13 .594	13-3 .813	1st	NCAA Tournament First Round	-/-
1999-00	Texas	24-9 .727	13-3 .813	2nd	NCAA Tournament Second Round	15/21
2000-01	Texas	25-9 .735	12-4 .750	T-2nd	NCAA Tournament First Round	18/-
2001-02	Texas	22-12 .647	10-6 .625	T-3rd	NCAA Tournament Sweet Sixteen	-/T18
2002-03	Texas	26-7 .788	13-3 .813	2nd	NCAA Tournament Final Four	5/3
2003-04	Texas	25-8 .758	12-4 .750	T-2nd	NCAA Tournament Sweet Sixteen	12/10
2004-05	Texas	20-11 .645	9-7 .563	T-5th	NCAA Tournament First Round	-/-
2005-06	Texas	30-7 .811	13-3 .813	T-1st	NCAA Tournament Elite Eight	9/9
2006-07	Texas	25-10 .714	12-4 .750	3rd	NCAA Tournament Second Round	11/16
2007-08	Texas	31-7 .816	13-3 .813	T-1st	NCAA Tournament Elite Eight	7/5
2008-09	Texas	23-12 .657	9-7 .563	T-4th	NCAA Tournament Second Round	-/23
2009-10	Texas	24-10 .706	9-7 .563	T-6th	NCAA Tournament First Round	-/-
2010-11	Texas	28-8 .778	13-3 .813	2nd	NCAA Tournament Third Round	8/16
2011-12	Texas	20-14 .588	9-9 .500	6th	NCAA Tournament Second Round	-/-
2012-13	Texas	16-18 .471	7-11 .389	7th	CBI Opening Round	-/-
2013-14	Texas	24-11 .686	11-7 .611	T-3rd	NCAA Tournament Third Round	-/-
2014-15	Texas	20-14 .588	8-10 .444	T-6th	NCAA Tournament Second Round	-/-
Totals	17 Seasons	402-180 .691	186-94 .664		19-17 (19-16 NCAAT, 0-1 CBI)	
2015-16	Tennessee	15-19 .441	6-12 .333	12th		-/-
2016-17	Tennessee	16-16 .500	8-10 .444	9th		-/-
2017-18	Tennessee	26-9 .743	13-5 .722	T-1st	NCAA Tournament Second Round	13/16
2018-19	Tennessee	31-6 .838	15-3 .833	T-2nd	NCAA Tournament Sweet Sixteen	6/5
2019-20	Tennessee	17-14 .548	9-9 .500	8th	All postseason events canceled	-/-
2020-21	Tennessee	18-9 .667	10-7 .588	4th	NCAA Tournament First Round	-/-
2021-22	Tennessee	27-8 .771	14-4 .778	T-2nd	NCAA Tournament Second Round	5/15
2022-23	Tennessee	25-11 .694	11-7 .611	T-4th	NCAA Tournament Sweet Sixteen	20/21
2023-24	Tennessee	27-9 .750	14-4 .778	1st	NCAA Tournament Elite Eight	5/5
Totals	Nine Seasons	202-101 .667	100-61 .621		9-6 (9-6 NCAAT)	
OVERALL 37 Seasons		806-415 .660	370-251 .598		35-32 (30-28 NCAAT, 5-3 NIT, 0-1 CBI)	



RICK BARNES

HEAD COACH

10th Season at Tennessee | 38th Season as a Head Coach
Hickory, North Carolina
Lenoir-Rhyne University (N.C.), 1977

Tennessee’s fortunes on the hardwood have never looked brighter, as Rick Barnes, the most decorated and accomplished head coach in school history, has led the Volunteers to new heights in his nine seasons on Rocky Top. The 2024-25 campaign is his 10th at Tennessee and his 38th as a head coach.

During the Barnes era, Tennessee has made six consecutive NCAA Tournament appearances (2018-24), won at least 25 games five times and earned and top-four NCAA Tournament seed on five occasions. The Volunteers have spent 113 weeks in the Associated Press Top 25 under Barnes, including 58 in the top 10, 27 in the top five—the program had 17 top-10 nods before his arrival—and has held the top spot in the nation four times.

Since the start of the 2017-18 season, Tennessee leads all SEC programs in total victories (171) and postseason victories (18). It also places a close second in overall winning percentage (.722), conference victories (86) and conference winning percentage (.688). During that time, the Volunteers have three SEC titles, winning the regular season in 2017-18 and 2023-24, along with the SEC Tournament in 2022, the latter the program’s first such crown in 43 years.

An eight-time NABC district coach of the year and six-time conference coach of the year who, through 2023-24, is tied for No. 13 on the all-time Division I wins list, Barnes earned Naismith Memorial Basketball Hall of Fame first-time nominee status on the 2024 ballot. He joined names such as Vince Carter, Mike Gminski and Bill Laimbeer on the North American ballot.

In 2018-19, Barnes won Naismith Coach of the Year and USBWA Henry Iba Coach of the Year after guiding Tennessee to a 31-6 record to tie a school record for wins. The Volunteers, who reached the Sweet 16, authored a program-record 19-game winning streak, logged three wins over top-five opponents and spent a month ranked first nationally. Tennessee spent that entire season in the AP top eight and set single-season program records for points, assists and blocks.

The Volunteers have spent the entirety of the last three seasons, 2021-24, ranked in the AP Top 25. That streak of 59 straight weeks in the rankings is the third-longest active streak in the country entering 2024-25 and is 22 longer than the program’s prior record of 37 set from March 1999-Feb. 2001. Adding the 2020-21 season, Tennessee has been ranked in 73 of the last 76 polls, with 38 top-10 positions. Over that four-year stretch, Tennessee, Alabama, Baylor, Houston and Kansas are the only programs to enter the AP top six each season.

The marriage of Barnes’ elite résumé—highlighted by 806 career DI head coaching wins, the second-most among active coaches—and Tennessee’s world-class facilities, fervent fanbase and outstanding athletic and academic resources, clearly has the Vols poised to

PERSONAL INFORMATION

Full Name: Richard Dale Barnes
Born: July 17, 1954
Hometown: Hickory, N.C.
High School: Hickory
College: Lenoir-Rhyne, 1977
Wife: Candy
Children: Nick (wife Rachel) and Carley (husband Josh)
Grandchildren: Avery, Caleb, Emma, Isla and Everett

HEAD COACHING EXPERIENCE

1977-78	North State Academy	Assistant Coach
1978-80	Davidson	Assistant Coach
1980-85	George Mason	Assistant Coach
1985-86	Alabama	Assistant Coach
1986-87	Ohio State	Assistant Coach
1987-88	George Mason	Head Coach
1988-94	Providence	Head Coach
1994-98	Clemson	Head Coach
1998-15	Texas	Head Coach
2015-	Tennessee	Head Coach

consistently compete for championships.

“Rick has built an incredible culture within our men’s basketball program that has spread throughout Vol Nation,” Vice Chancellor/Director of Athletics Danny White said after announcing a contract extension for Barnes in March 2022. “I’ve had a blast watching the best fanbase in the country embrace this team and create the most electric environment in college basketball. Coach Barnes’ leadership is steady, and his players exude high character. They take pride in representing our university and the state of Tennessee with class and an unrivaled competitive drive.

“I can’t overstate how fortunate we are to have Rick Barnes leading our program. I am unbelievably excited about our bright future as we chase future championships on the hardwood.”

Barnes, who received another extension in September 2023 and is now under contract through 2027-28, began his Tennessee tenure on March 31, 2015. In his first season, Barnes worked personally with Kevin Punter Jr., on a complete mechanical overhaul of his jump shot. The endeavor helped Punter more than double his scoring average from his junior year, as he finished the season No. 13 nationally in points per game at 22.2, en route to Second Team All-SEC honors.

The next year, 2016-17, Barnes coached another Second Team All-SEC performer in Robert Hubbs III, who tallied 25 points in a win over fourth-ranked Kentucky. It marked the first time since 1993 an unranked Tennessee team beat a top-five Wildcat squad and, paired with a win in Barnes’ first year, proved to be a sign to come of the Volunteers’

OUTLOOK
PLAYERS
STAFF
REVIEW
RESULTS
RECORDS
HONORS
POSTSEASON
VOLMANAC
MEDIA INFO



CAREER RECORDS

Overall Record: 806-415
 Conference Games: 370-251
 Non-Conference Games (reg. season): 359-98
 Conference Tournament: 42-34
 NCAA Tournament: 30-28
 Overtime Games: 34-40
 One-Point Games: 19-27
 v. AP Top 25: 130-198 (49-92 v. T10 & 26-49 v. T5)

TENNESSEE RECORDS

Overall Record: 202-101
 SEC Games: 100-61
 Non-Conference Games (reg. season): 82-27
 SEC Tournament: 11-7
 NCAA Tournament: 9-6
 Overtime Games: 5-6
 One-Point Games: 2-5
 v. AP Top 25: 34-37 (13-13 v. T10 & 9-8 vs. T5)

NATIONAL COACHING HONORS

2024 Naismith Hall of Fame first-time nominee
 2019 Naismith Coach of the Year Award
 2019 USBWA Henry Iba Coach of the Year Award
 2018 Coach Wooden "Keys to Life" Award
 2018 Naismith Coach of the Year runner-up
 2011 USBWA Good Guy Award
 2009 Wooden Legends of Coaching Award

LEAGUE COACHING HONORS (SIX)

1x SEC Coach of the Year (2018)
 4x Big 12 Coach of the Year (2014, 2008, 2003, 1999)
 1x CAA Co-Coach of the Year (1988)

DISTRICT COACHING HONORS (12)

2x NABC District 21 Coach of the Year (2019, 2018)
 2x USBWA District 4 Coach of the Year (2019, 2018)
 5x NABC District 9 Coach of the Year (2014, 2008, 2003, 2001, 1999)
 2x USBWA District 7 Coach of the Year (2001, 1999)
 1x NABC District 1 Coach of the Year (1989)

TEAM SUCCESS

32 postseason appearances (six at UT)
 22 NCAA Tournament berths (six at UT)
 Nine Sweet 16s (three at UT)
 Four Elite Eights (one at UT)
 One Final Four
 24 20-win seasons (five at UT)
 12 25-win seasons (five at UT)
 Three 30-win seasons (one at UT)

CHAMPIONSHIPS

1994 BIG EAST Tournament
 1999 Big 12 regular season
 2003 NCAA Tournament South Regional
 2006 Big 12 co-regular season
 2008 Big 12 co-regular season
 2018 SEC co-regular season
 2022 SEC Tournament
 2024 SEC regular season

success under Barnes in the rivalry.

In Barnes' nine years at Tennessee, the Volunteers are 11-10 versus Kentucky, including 7-1 against AP top-10 Wildcat teams. Before his arrival on Rocky Top, Tennessee was 9-35 in the prior 22 years of the series, including 2-21 with Kentucky in the top 10. Barnes, who has led the Volunteers to at least one win over the Wildcats in eight of his nine years, is 4-3 in the last seven games at Rupp Arena after the program was 2-36 in the preceding 38 seasons.

Entering 2017-18, Tennessee was picked No. 13 in the 14-team SEC, but Barnes and his staff led the Big Orange to an SEC regular season championship and the SEC Tournament title game. The Volunteers went 26-9 (13-5 SEC), good for their most wins in eight years, and earned a No. 3 seed in the NCAA Tournament, in which they reached the Round of 32. Barnes won SEC Coach of the Year and finished as the runner-up for Naismith National Coach of the Year after Tennessee became one of only eight Power Five teams to increase its overall wins total by 10-plus games and one of 13 Power Five teams to win 13-plus games away from home. The Volunteers led the SEC in scoring defense (65.7) and assists per game (15.7) and achieved their success while playing, per KenPom, the 11th-hardest schedule in America. Grant Williams won SEC Player of the Year, while Lamonté Turner became the first and only Volunteer to earn SEC Co-Sixth Man of the Year plaudits.

That season also started a seven-year stretch during which Tennessee has become one of the premier programs in the country, with its 171 wins from 2017-24 ranking co-eighth nationally. In five of those seven campaigns, Tennessee has finished top-15 in KenPom, including placing top-10 four times. In each of the last three years the Volunteers have set a new program-best finish in the analytical website's rankings, coming in at ninth in 2021-22, sixth in 2022-23 and fifth in 2023-24. Additionally, Tennessee has boasted a top-six KenPom defense in five of those years, placing top-three each of the last three years, highlighted by a first-place position in 2022-23.

Barnes followed up the 2017-18 campaign with the aforementioned 31-6 (15-3 SEC) showing in 2018-19 that garnered him multiple national coach of the year plaudits. Tennessee started the year 23-1, with the lone setback in overtime on a neutral court against second-ranked Kansas. It held a top-three spot in the AP Poll for 10 straight weeks, capped by a program-record four consecutive weeks atop the rankings. The Volunteers earned a No. 2 seed in the NCAA Tournament, tying 2007-08 and 2005-06 for their best position ever.

Williams won SEC Player of the Year for the second consecutive season, becoming the third Volunteer ever to do so and the first to do so in the league since Corliss Williams in 1993-94 and 1994-95. Williams, a finalist for the Naismith Trophy and Wooden Award, also became Tennessee's third consensus First Team All-American since another back-to-back SEC Player of the Year, Dale Ellis, in 1982-83. Admiral Schofield gave Tennessee a second First Team All-SEC pick, while Jordan Bone collected Second Team All-SEC plaudits. All three were selected in the 2019 NBA Draft, with Williams going No. 22 overall, marking the first time since 1977 a trio of Volunteers heard their names called.

That began a stretch of NBA Draft success for Tennessee, as eight Volunteers have received the call in the last six years (2019-24), one of just six schools that can make such a claim. Four of those individuals have gone in the first round and four are also among the nine one-and-done collegians whom Barnes has coached, with 2021 draftees Keon Johnson and Jaden Springer on both lists. Tennessee

BARNES: WHEN & WHERE

Home: 498-99 (122-24 at UT)
Away: 182-207 (46-50 at UT)
Neutral: 126-109 (34-27 at UT)
Food City Center: 122-25 (*one loss with Texas*)
November: 131-37 (37-14 at UT)
December: 192-54 (42-12 at UT)
January: 192-117 (50-25 at UT)
February: 172-119 (43-30 at UT)
March: 119-87 (30-20 at UT)
April: 0-1 (0-0 at UT)

BARNES: STREAKS

Wins: 19 (Nov. 28, 2019 to Feb. 13, 2019)
Home Wins: 31 (Jan. 6, 2018 to Dec. 4, 2019)
Conf. Wins: 11 (Jan. 5, 2019 to Feb. 13, 2019)
Losses: Five (3x; last Jan. 5, 2013 to Jan. 21, 2013)
Conf. Losses: Five (2x; last Jan. 5, 2013 to Jan. 21, 2013)

ALL-TIME DI HEAD COACH CAREER WINS

RANK	COACH	SCHOOLS	WINS
1.	Mike Krzyzewski	Two	1,202
2.	Jim Boeheim	One	1,015
3.	Bob Huggins	Five (four DI)	935
4.	Jim Calhoun	Three (two DI)	920
5.	Roy Williams	Two	903
6.	Bob Knight	Three	902
7.	Dean Smith	One	879
8.	Adolph Rupp	One	876
9.	Cliff Ellis	Four	831
10.	Jim Phelan	One	830
11.	Rollie Massimino	Five (three DI)	816
12.	John Calipari	Three	812
T-13.	Rick Barnes	Five	806
T-13.	Eddie Sutton	Five	806
15.	Rick Byrd	Three (one DI)	805
16.	Bill Self	Four	795
17.	Lefty Driesell	Four	786
18.	Lute Olson	Three	781
19.	Lou Henson	Four	779
20.	Kelvin Sampson	Five (four DI)	764

*Through the 2023-24 season (min. 10 seasons as a DI head coach)
Bold italics indicates active coach*

is one of just six schools with at least one NBA Draft choice each year from 2021-24, notching five in that time. In total, 10 of Barnes' players at Tennessee have reached the NBA, all since 2019.

In 2019-20, a young Tennessee team posted a 17-14 (9-9 SEC) record before the season was canceled due to the COVID-19 pandemic. Led by a career-high 27 points from Second Team All-SEC designee John Fulkerson, the Volunteers capped their road slate by rallying from a 17-point second-half deficit to win at sixth-ranked Kentucky. Yves Pons won SEC Defensive Player of the Year, the first player in program history to do so.

The Volunteers went 18-9 (10-7 SEC) during a 2020-21 season with limited games as a result of the pandemic. Tennessee won at Kentucky for the second year in a row—a first since 1975-76 and 1976-77—as well as beat Kansas in Knoxville, Tenn. The program started its four-year streak of top-five KenPom defenses and received a No. 5 seed in the NCAA Tournament.

In 2021-22, Tennessee turned in a 27-8 (14-4 SEC) ledger, good for the fourth-most wins in a season in

program history. A highlight came on March 13 in Tampa, Fla., when the Volunteers downed Texas A&M to win the SEC Tournament title for the first time in 43 years. Second Team All-SEC pick Kennedy Chandler became the second Volunteer, alongside Allan Houston in 1991, to win SEC Tournament MVP. Santiago Vescovi collected First Team All-SEC plaudits, helping the Volunteers to a No. 3 seed in the NCAA Tournament and a spot in the Round of 32. Tennessee went 14-2 in its last 16 games and ended the year with seven AP top-25 wins and six AP top-15 victories, both new program records. It finished fifth in the AP Poll, matching 2007-08 for the best year-end spot in school history.

Barnes steered the Volunteers to a 25-11 (11-7 SEC) showing in 2022-23, with the team peaking at second in the AP Poll. Despite losing Second Team All-SEC honoree Zakai Zeigler to injury in the home finale, Tennessee reached the Sweet 16. The fourth-seeded Volunteers beat Duke, 65-52, in the second round, using one of the finest defenses in college basketball history to limit the Blue Devils to their co-lowest point total ever in the NCAA Tournament. Vescovi garnered his second straight First Team All-SEC nod and aided Tennessee to a 5-1 record versus AP top-15 foes. Tennessee also won the Battle 4 Atlantic crown in November, defeating Butler, USC and third-ranked Kansas in consecutive days.

Most recently, in 2023-24, Tennessee turned in arguably its best season ever, making the Elite Eight and winning an SEC title in the same year for the first time. The Volunteers went 27-9 (14-4 SEC), tied for their fourth-most wins ever and claimed the league's regular season title outright for the sixth time and first since 2007-08. Tennessee collected seven AP top-25 wins to tie the program record set two years prior and received a No. 2 seed in the NCAA Tournament, tied for its best spot ever. It finished fifth in both major polls, tying the school record in the AP Poll and setting a new best mark in the Coaches Poll. Naismith Trophy and Wooden Award finalist Dalton Knecht, the runner-up for AP National Player of the Year, led the SEC in scoring and finished eighth nationally at 21.7 points per game. The SEC Player of the Year and Julius Erving Award designee, Knecht became the fourth consensus First Team All-American at Tennessee and second, alongside Williams, to play for Barnes on Rocky Top. Two other Volunteers earned All-SEC status, with Zeigler winning SEC Defensive Player of the Year.

In fitting with Tennessee's mantra of "comprehensive excellence," Barnes' commitment to his players' academic achievement cannot be overstated. His teams have posted a perfect 1,000 score in six of the last seven multi-year APR reports as well as perfect single-year APR scores every year from 2005-06 through 2014-15.

Prior to Barnes' arrival on Rocky Top, he oversaw a prolific, 17-year run at Texas that included 16 trips to the NCAA Tournament, five Sweet 16 bids and three Big 12



HEAD COACH RICK BARNES

regular season titles. He won four Big 12 Coach of the Year accolades during his tenure in Austin, Texas.

Previously, Barnes served as the head coach at Clemson for four seasons (1994-98), Providence for six seasons (1988-94) and George Mason for one season (1987-88), claiming CAA Coach of the Year in his lone campaign with the Patriots. He has reached the postseason in 32 of his 37 seasons as a head coach and won at least 25 games on 12 occasions, with 30-plus thrice.

Barnes has led his teams to 28 total NCAA Tournament berths, tied with Bob Knight for the fourth-most in DI history. His teams have made nine Sweet 16s, four Elite Eights and one Final Four (2003). In 2019, he became one of eight head coaches ever to lead three different DI programs to the Sweet 16 (Clemson, Texas and Tennessee) in the 64-team era (since 1985).

In addition, Barnes has worked as an assistant coach at Davidson for two seasons (1978-80), George Mason for five seasons (1980-85), Ohio State for one season (1985-86) and Alabama for one season (1986-87). He has coaching experience in the ACC, Big 12, BIG EAST, Big Ten, CAA, SEC and SoCon. Barnes also coached at North State Academy, a high school in North Carolina, in 1977-78 to begin his career.

His success on the sidelines is simply staggering. He coached Providence to three NCAA Tournament berths

in six seasons. He then guided Clemson to the NCAA Tournament the last three of his four years there before leading Texas to the field in each of his first 14 seasons, making it a personal 17-year streak, the fourth-longest mark in the career of any active DI head coach.

Not only do his players find themselves perennially positioned to play for championships, but they are also consistently in the national rankings. Barnes' teams have spent 329 total weeks in the AP Top 25, including 156 weeks in the top 10 and 73 in the top five. He is one of just seven DI coaches to lead multiple schools to the No. 1 spot in the AP Poll.

Barnes has guided three different schools—Tennessee, Texas and Clemson—to a total of 20 weeks in the top two of the AP Poll and led each to its highest ranking ever. Tennessee took the top spot for four weeks in 2018-19—it held the position from Jan. 21-Feb.17, 2019—to match the mark it held once in 2007-08. Barnes' Texas squad earned the program's first-ever No. 1 national ranking on Jan. 11, 2010, and held it for two weeks. He also steered Clemson to a No. 2 national ranking, its highest ever and still the only time it has reached that spot, on Jan. 20, 1997.

Additionally, Barnes has collected 130 career wins over AP top-25 opponents, including 49 versus top-10 foes and 26 over top-five teams. He has coached Tennessee to two wins over the nation's top-ranked team, beating No. 1 Gonzaga in 2018-19 in Phoenix and toppling No. 1 Alabama in 2022-23.

Barnes is one of 15 DI head coaches to take four schools to the NCAA Tournament, one of 19 with 200-plus wins at multiple schools and one of 24 with 100-plus at three institutions. He has won 20-plus games 24 times, a mark that ranks top-15 in DI history.

Widely respected for his player development, Barnes is one of only two coaches who can claim two different National Players of the Year in the last 20 seasons (T.J. Ford in 2002-03 and Kevin Durant in 2006-07). Barnes, who also guided Dalton Knecht to a runner-up finish for 2023-24 AP National Player of the Year, has produced six 11 All-Americans, including six consensus first-team selections, and six conference players of the year (five individuals).

In his 37 years as a head coach, Barnes has sent 44 players to the NBA. He has produced 33 NBA Draft choices, including 19 first-rounders, eight lottery picks, six top-10 selections, three top-five choices and two No. 2 picks. The draft picks alone have totaled over \$1.05 billion in on-court NBA earnings, while 10 of his players have combined for 12 NBA championship rings.

Including his eight years as an assistant coach, Barnes has helped 51 players reach the NBA, with 40 getting drafted. Of them, 23 went in the first round, with 10 in the lottery, eight in the top 10, four in the top five and three in the top three.

Durant—who has referred to Barnes as “more than a coach,” but also a “father figure”—was the second pick in the 2007 NBA Draft, one year after another Barnes protegee, LaMarcus Aldridge, also went second. A two-time Olympic gold medalist and two-time NBA champion, Durant is a 14-time NBA All-Star, 11-time All-NBA selection, four-time NBA scoring champion and two-time NBA Finals MVP. He won the NBA MVP award in 2014 and NBA Rookie of the Year honors in 2008. Barnes is one of four active coaches who has produced an NBA MVP, a list that also includes Herb Sendek, one of the 13 former Barnes assistants who has gone on to become a DI head coach.

Durant and Aldridge are two of the 20 McDonald's All-Americans whom Barnes has coached. He has inked four

NBA DRAFT PICKS (33)

YEAR	PLAYER	ROUND (OVERALL)	TEAM
1990	Abdul Shamsid-Deen	Second (53)	Seattle
1991	Eric Murdock	First (21)	Utah
1994	Dickey Simpkins	First (21)	Chicago
1994	Michael Smith	Second (35)	Sacramento
1995	Eric Williams	First (14)	Boston
1995	Troy Brown	Second (45)	Atlanta
1997	Austin Croshere	First (12)	Indiana
1998	Greg Buckner	Second (53)	Dallas
1999	Kris Clack	Second (55)	Boston
2000	Chris Mihm	First (7)	Chicago
2002	Chris Owens	Second (48)	Milwaukee
2003	T.J. Ford	First (8)	Milwaukee
2004	Royal Ivey	Second (37)	Atlanta
2006	LaMarcus Aldridge	First (2)	Chicago
2006	P.J. Tucker	Second (35)	Toronto
2006	Daniel Gibson	Second (42)	Cleveland
2007	Kevin Durant	First (2)	Seattle
2008	D.J. Augustin	First (9)	Charlotte
2010	Avery Bradley	First (19)	Boston
2010	Damion James	First (24)	Atlanta
2010	Dexter Pittman	Second (32)	Miami
2011	Tristan Thompson	First (4)	Cleveland
2011	Jordan Hamilton	First (26)	Dallas
2011	Cory Joseph	First (29)	San Antonio
2015	Myles Turner	First (11)	Indiana
2019	Grant Williams	First (22)	Boston
2019	Admiral Schofield	Second (42)	Philadelphia
2019	Jordan Bone	Second (57)	New Orleans
2021	Keon Johnson	First (21)	New York
2021	Jaden Springer	First (28)	Philadelphia
2022	Kennedy Chandler	Second (38)	San Antonio
2023	Julian Phillips	Second (35)	Boston
2024	Dalton Knecht	First (17)	L.A. Lakers

Through the 2023-24 season, Barnes' 33 NBA Draft picks boast combined basketball earnings in excess of \$1.45 billion (not including endorsements).



during his Tennessee tenure, signing them in consecutive years: Josiah-Jordan James in 2019, Springer in 2020, Chandler in 2021 and Julian Phillips in 2022.

A native of Hickory, N.C., Barnes was born on July 17, 1954. He was a standout player at Hickory High School, from which he graduated in 1973. Barnes then moved on to Lenoir-Rhyne University—then Lenoir-Rhyne College—in his hometown of Hickory. He lettered there for three seasons and won the Captain’s Award for Leadership as both a junior and senior.

Barnes earned a bachelor’s degree in health and physical education from Lenoir-Rhyne in 1977 and was named the college’s Distinguished Alumnus in 1997. He was inducted into the Lenoir-Rhyne College Hall of Fame on Oct. 5, 2002, and received an honorary Doctor of Humane Letters degree from Lenoir-Rhyne on May 7, 2005.

In May 2022, Barnes was named chair of the NCAA Men’s Basketball Rules Committee after serving on the committee for multiple years. In 2023, he was inducted into the North Carolina Sports Hall of Fame and was shortly thereafter recognized with the Dick Vitale Spirit Award at the annual Dick Vitale Gala, benefiting the V Foundation.

Barnes has a history of generous charitable giving and service not only in his hometown, but also in every community in which he has resided as a collegiate head coach. In East Tennessee, he plays an active role in supporting the Emerald Youth Foundation and sits on the Board of Trustees.

He and his wife, Candy, also a Hickory native, have a son, Nick, and a daughter, Carley. Carley and her husband, Josh Lickteig, have four children: Avery, Caleb, Emma and Isla. Nick and his wife, Rachel, have a son, Everett.





JUSTIN GAINEY

ASSOCIATE HEAD COACH

Fourth Season at Tennessee (third as associate HC)

High Point, North Carolina

North Carolina State University, 2000

X: @CoachGainey

PERSONAL INFORMATION

Full Name:	Justin Dewaine Gainey
Born:	March 19, 1977, in High Point, N.C.
Hometown:	High Point, N.C.
High School:	Greensboro Day School
College:	NC State, 2000
Wife:	Courtney
Children:	Jordan, Jayson and Jaxson

PROFESSIONAL PLAYING EXPERIENCE

2000-01	Woerthersee (Austria)
2001-02	Olympique D' Antibes (France)
2002-03	Pennsylvania (USBL)

COACHING EXPERIENCE

2006-08	NC State	Admin. Coordinator
2008-09	NC State	Director of Operations
2009-10	Elon	Assistant Coach
2010-14	App. State	Assistant Coach
2014-17	Marquette	Director of Operations
2017-18	Santa Clara	Assistant Coach
2018-20	Arizona	Assistant Coach
2020-21	Marquette	Associate Head Coach
2021-22	Tennessee	Assistant Coach
2022-	Tennessee	Associate Head Coach

Justin Gainey is in his fourth year on the University of Tennessee men's basketball staff in 2024-25, including his third as associate head coach.

One of head coach Rick Barnes' most critical recruiting wins following the 2020-21 season was securing the services of Gainey, a proven veteran with previous coaching experience in the ACC, BIG EAST, Pac-12 and beyond.

Through the 2023-24 campaign, Gainey boasts 18 years of Division I coaching and administrative experience, with 12 of them at the Power Six level.

"I coached against Justin when he was the point guard at NC State," Barnes said. "He was an incredibly tough competitor then and he has that same tenacity now as a coach. Justin has a passion for on-court player development that fits well with our staff. Our players are going to love working with him to grow their game."

"He's proven that he can recruit effectively nationwide and we're particularly excited about his ability to maintain our strong ties throughout the state of North Carolina."

In three years at Tennessee, Gainey has helped the Volunteers to a 79-28 (.738) record, three NCAA Tournament berths, two Sweet 16 trips and one Elite Eight appearance, as well as two SEC titles. The team has been ranked in the AP top 25 for every week of Gainey's tenure and twice finished a program-best fifth nationally. He has



coached a top-40 NBA Draft pick each year at Tennessee, plus helped five individuals accumulate seven total All-SEC honors.

During Gainey's first year on staff as an assistant coach in 2021-22, Tennessee went 27-8 (14-4 SEC) and, for the first time in 43 years, won the SEC Tournament. Tennessee amassed four AP top-10 victories to tie the school record set in 1976-77 and advanced to the NCAA Tournament Round of 32. Gainey handled the scout for the team's victories over sixth-ranked Arizona and No. 14 Arkansas.

Upon his promotion to associate head coach in 2022-23, Gainey also assumed duties as the team's defensive coordinator. Under his tutelage, the Volunteers led the nation in KenPom adjusted defensive efficiency with a historically strong mark of 87.5 points per 100 possessions. Tennessee's scoring defense (57.9 ppg) was the best by an SEC team since 2014-15 and its 3-point defense (26.5) was the second-lowest among all Division I programs since at least 2007-08.

Buoyed by its elite defense, Tennessee notched a 25-11 (11-7 SEC) record and logged a 5-1 ledger versus AP top-15 foes, including knocking off top-ranked Alabama. The Volunteers reached the Sweet 16 after beating No. 12 Duke, which they held to a season-low 52 points, tying the Blue Devils' lowest scoring output ever in an NCAA Tournament game.

In 2023-24, Tennessee finished third in KenPom adjusted defensive efficiency (90.2) and totaled a 27-9 (14-4 SEC) record. It made the Elite Eight for the second time ever, won the SEC regular season title outright and tied the school record, set during Gainey's first year in 2021-22, with seven AP top-25 triumphs. Dalton Knecht, a finalist for the Naismith Trophy and Wooden Award, won SEC Player of the Year and the Julius Erving Award plaudits, plus claimed consensus First Team All-America status.

With Gainey imparting the nuance of point guard play, Tennessee has finished top-15 nationally in assist rate every year, posting a mark over 60 percent in each campaign. Additionally, Tennessee's starting floor general—Kennedy Chandler in 2021-22, Zakai Zeigler in 2022-23 and 2023-24—has earned All-SEC status in all three years. Zeigler won SEC Defensive Player of the Year in 2023-24, his third straight season collecting SEC All-Defensive Team status and second in a row leading the league in assists per game.

Prior to coming to Tennessee, Gainey spent the 2020-21 season as the associate head coach at Marquette. It was his second stint on Steve Wojciechowski's staff, as he also worked with the Golden Eagles from 2014-17 as the director of basketball operations.

In between his stints in Milwaukee, Gainey spent one year as an assistant coach at Santa Clara, 2017-18, and two as an assistant coach at Arizona, 2018-20. While with the Wildcats, Gainey assisted in the recruitment and development of 2020 NBA Draft picks Josh Green, Zeke Nnaji and Nico Mannion, the former of whom were top-25 picks.

The Wildcats led the Pac 12 in scoring in 2019-20 and owned the league's third-best scoring defense. Nnaji was the Pac-12 Freshman of the Year and a First Team All-Pac 12 honoree, while Mannion earned second-team distinction.

At Santa Clara—where Gainey worked for his college head coach, Herb Sendek, a former Barnes assistant—Gainey worked closely with the Broncos' perimeter players, including first-team All-WCC performer K.J. Feagin. He also was instrumental in assembling a 2018 signing class rated among the 10 best mid-major classes in the country.

From 2010-14, Gainey spent four years on Jason Capel's

staff at Appalachian State University. Before that, he got his first on-court coaching role at Elon, where he worked in 2009-10.

Gainey began his coaching career at his alma mater, North Carolina State University. He spent two seasons, 2006-08, as an administrative coordinator before head coach Sidney Lowe elevated him to director of basketball operations for the 2008-09 campaign.

A standout college point guard, Gainey played four seasons at NC State from 1996-2000. The Wolfpack's record steadily improved throughout his career and the program earned postseason appearances all four years. Gainey was elected team captain as a senior in 1999-2000 and led that squad to the NIT semifinals.

At the conclusion of his playing career at NC State, Gainey ranked second in program history in starts (103), fourth in steals (190), co-fifth in games played (128) and ninth in assists (344).

Gainey earned ACC All-Tournament Team honors as a freshman in 1997. Three years later, in the quarterfinals of his last ACC Tournament, Gainey recorded nine steals during a win over Virginia on March 10, 2000, good for a mark still stands as the second-most steals in a game by a Wolfpack player.

In 1998, Greensboro (N.C.) Day School, where Gainey earned NCISAA Player of the Year honors in 1995 and 1996, retired Gainey's No. 12 jersey.

A two-time graduate of NC State, Gainey received his degree in business administration, with a concentration in marketing, in 2000 and earned a master's degree in sport management in 2006.

Gainey and his wife, Courtney, have three sons, Jordan, Jayson and Jaxson. Jordan spent his first two years of college at USC Upstate University, winning Big South Freshman of the Year in 2021-22, before transferring to Tennessee in advance of the 2023-24 season.



OUTLOOK	
PLAYERS	
STAFF	
REVIEW	
RESULTS	
RECORDS	
HONORS	
POSTSEASON	
VOLMANAC	
MEDIA INFO	





ROD CLARK

ASSISTANT COACH

Fourth Season at Tennessee

Kansas City, Missouri

Lindsey Wilson College (Ky.), 2015

X: @CoachRodC_UT

PERSONAL INFORMATION

Full Name: Roderick L. Clark Jr.
 Born: Jan. 6, 1993
 Hometown: Kansas City, Mo.
 High School: Lee's Summit West
 College: Lindsey Wilson (Ky.), 2015
 Wife: Alexis
 Daughter: Zara

COACHING EXPERIENCE

2017-19	Sunrise Christian (Kan.)	Assistant Coach
2019-20	Illinois-Chicago	Assistant Coach
2020-21	Austin Peay	Assistant Coach
2021-	Tennessee	Assistant Coach

Rod Clark, then 28, was handpicked by Rick Barnes to join the University of Tennessee men's basketball staff as an assistant coach in April 2021. A young and energetic rising star in the profession, Clark has helped the Volunteers to a 79-28 (.738) record through his first three years with the team.

"We had an opportunity to be very selective in making this hire and I couldn't be more excited about adding Rod to our staff," Barnes said when Clark was hired. "We weren't the only high-major program who wanted him, but thankfully he wanted to be at Tennessee. He fits everything we prioritize in our program culture, and I know he is going to connect with our players in a special way."

Before even arriving on Rocky Top, Clark played a role in developing players such as Kennedy Chandler (an eventual VFL), Shaq Harrison, Tyrese Maxey and Drew Timme. While at Tennessee, he has helped a Volunteer hear his name called in the NBA Draft each year.

Tennessee has appeared in every AP Top 25 poll through Clark's first three years on staff, including finishing a program-best fifth twice. It has made the NCAA Tournament each year, claiming two Sweet 16 bids and an Elite Eight appearance, as well as won a pair of SEC titles.

During Clark's first year at Tennessee, 2021-22, the team went 27-8 (14-4 SEC) and won the SEC Tournament for the first time since 1979. The Volunteers knocked off four AP top-10 foes, tying a program record, and made the NCAA Tournament Round of 32.

In 2022-23, Tennessee posted a 25-11 (11-7 SEC) ledger and reached the Sweet 16. It went 5-1 versus AP top-15 foes, including defeating third-ranked Kansas to win the Battle 4 Atlantis title, taking down top-ranked Alabama and beating No. 12 Duke in the NCAA Tournament. The Volunteers finished first nationally in KenPom adjusted efficiency.

During the recent 2023-24 campaign, Clark helped Tennessee go 27-9 (14-4 SEC) and advance to the Elite Eight for the second time ever. The Volunteers won the outright SEC regular season championship and tied a

school record with seven AP top-25 victories, equaling the mark set during his first year at Tennessee, 2021-22. Dalton Knecht, whom Clark served as the lead recruiter for and worked closely with throughout the season, was a finalist for the Naismith Trophy and Wooden Awards, won SEC Player of the Year, claimed the Julius Erving Award and was a consensus First Team All-American. He was then selected No. 17 in the NBA Draft by the Los Angeles Lakers.

Through three years on Rocky Top, Clark has tutored five players to seven total All-SEC honors. In addition, two individuals have earned SEC All-Freshman Team accolades and two players have combined for four SEC All-Defensive Team plaudits, including 2023-24 SEC Defensive Player of the Year Zakai Zeigler doing so thrice.

A native of Kansas City, Mo., Clark spent the 2020-21 season as an assistant coach at Austin Peay State University in Clarksville, Tenn. The Governors posted a winning record and led the Ohio Valley Conference in offensive rebounding while ranking second in rebounding defense, third in turnover margin and fourth in scoring. Terry Taylor won OVC Player of the Year, finishing the season as the only player to rank among the Division I top 10 in both scoring (eighth, 21.6 ppg) and rebounding (seventh, 11.1 rpg).

Clark's first stop as a collegiate coach came in the Horizon League as an assistant coach at the University of Illinois at Chicago in 2019-20. The Flames posted impressive defensive statistics, leading the league in field-goal percentage defense, 3-point defense (No. 14 nationally) and blocks per game. UIC finished the season with an impressive run to the 2020 Horizon League Tournament championship game.

For a two-year span from 2017-19, Clark honed his skills in player development, video breakdown and scouting as the top assistant coach at Sunrise Christian Academy, a national prep basketball powerhouse in Bel Aire, Kan.

In 2017-18, Sunrise Christian went 24-2 and finished the season ranked second nationally according to USA TODAY and MaxPreps. The 2018-19 squad followed with a 22-5 record, a year-end No. 10 ranking and the program's first-ever appearance at GEICO Nationals.

Clark also spent time as a coach with the prestigious MoKan Elite program on the Nike EYBL circuit. MoKan Elite posted a 30-7 record in 2018 and reached the semifinals at the Nike Peach Jam. He built on that experience to guide MoKan Elite to the Peach Jam championship in 2019 with a roster that included Chandler, whom he later coached in 2021-22 at Tennessee.

As a collegiate player, Clark spent his first two seasons at the junior college level, first at Neosho Community College in Chaunte, Kan., and then Redlands Community College in El Reno, Okla. He concluded his career at Lindsey Wilson College, an NAIA school in Columbia, Ky., from which he received a degree in communications in 2015.



GREGG POLINSKY

ASSISTANT COACH

Fourth Season at Tennessee (third as assistant coach)
St. Louis, Missouri
Northern Arizona University, 1981

IG: @GreggPolinsky

PERSONAL INFORMATION

Full Name: Gregg Irwin Polinsky
Born: March 15, 1958, in St. Louis, Mo.
Hometown: St. Louis, Mo.
High School: LaDue
College: Northern Arizona, 1981
Wife: Cindy
Children: Abby and Brooke

COACHING/SCOUTING EXPERIENCE

1981-83	Howard J.C. (Texas)	Assistant Coach
1983-84	Texas	Part-Time Assistant Coach
1984-86	Texas	Assistant Coach
1986-94	Alabama	Assistant Coach
1994-95	Alabama	Associate Head Coach
1995-99	Georgia Southern	Head Coach
1999-2004	New Jersey Nets	Scout
2004-08	New Jersey Nets	Director of Scouting
2008-18	Brooklyn Nets	Dir. of Player Personnel
2018-20	Detroit Pistons	Dir. of Player Personnel
2020-21	Detroit Pistons	Sr. Dir. of Player Personnel
2021-22	Tennessee	Volunteer Analyst
2022-	Tennessee	Assistant Coach

In March 2022, University of Tennessee head men's basketball coach Rick Barnes promoted Gregg Polinsky to an assistant coach role after he served one year as a volunteer analyst. The 2024-25 season will be Polinsky's fourth with the Volunteers, including his third as an assistant coach.

A native of St. Louis, Mo., Polinsky was a Division I head coach at Georgia Southern University from 1995-99 before transitioning to a successful scouting and front office career in the NBA.

"GP added so much to our program this season," Barnes said upon Polinsky's promotion. "Elevating him into this role was an easy decision after observing the way he's impacted our players and staff. His knowledge of the game is so extensive and he's spent a large chunk of his career in the NBA, which is the goal destination for most of today's players. He understands what it takes to make it there—and, more importantly—have longevity there. GP is a world-class talent evaluator and an outstanding relationship builder. He fits the culture of our program perfectly."

Over the course of his three seasons at Tennessee, the Volunteers are 79-28 (.738) with a trio of NCAA Tournament berths, two Sweet 16 appearances, an Elite Eight trip and two SEC crowns. They have earned an AP top-25 ranking every week of his tenure and twice finished a program-best fifth nationally.

In 2021-22, as a volunteer analyst, Polinsky helped the Volunteers to 27-8 (14-4 SEC) record and won the pro-

gram's first SEC Tournament title in 43 years. Tennessee claimed four AP top-10 victories during the year, tying the school record set in 1976-77, and reached the second round of the NCAA Tournament.

With Polinsky serving as a full-time assistant for the first time in 2022-23, the Volunteers went 25-11 (11-7 SEC) and advanced to the Sweet 16 in the NCAA Tournament. Tennessee posted a 5-1 record against AP top-15 opponents, including a memorable win over top-ranked Alabama, for which Polinsky led the scout.

Most recently, in 2023-24, Polinsky aided Tennessee to a 27-9 (14-4 SEC) mark and the second Elite Eight trip in school history. The Volunteers won the SEC regular season title outright and tied a program record with seven AP top-25 wins, matching the ledger set in 2021-22, his first year at UT. Fifth-year guard Dalton Knecht, a finalist for the Naismith Trophy and Wooden Award, won SEC Player of the Year honors and claimed the Julius Erving Award, as well as collected consensus First Team All-America status.

Across his three seasons, Polinsky has coached five individuals to seven total All-SEC honors, while two have made the SEC All-Freshman Team and two have combined for four SEC All-Defensive Team plaudits. A Volunteer has been selected top-40 in the NBA Draft after each of Polinsky's years on staff.

Polinsky served in various scouting roles with the NBA's Brooklyn Nets for 19 years, including tenures as director of scouting and director of player personnel, from 1999-2018. He was hired by the Detroit Pistons as director of player personnel in 2018 and held that position for three years. In total, he spent 22 years in the NBA.

Polinsky's first foray into college coaching came as an assistant at Howard Junior College in Big Spring, Texas, from 1981-83. He then ascended to the Division I ranks, initially as a part-time coach and later as a full-time assistant, under Bob Weltlich at the University of Texas, where he worked from 1983-86.

Prior to the 1986-87 season, Polinsky accepted an assistant coaching position at the University of Alabama, a job that opened when Barnes left Tuscaloosa, Ala., for an assistant job at Ohio State. Polinsky spent nine years on staff at Alabama during the head coaching tenures of Wimp Sanderson and David Hobbs. He was the associate head coach in his final year with the Crimson Tide, 1994-95, before departing for Georgia Southern.

Polinsky was a standout high school point guard at LaDue High School in St. Louis before beginning his collegiate playing career at New Mexico. He later transferred to Northern Arizona, where he completed his degree in secondary school education in 1981.

Polinsky and his wife, Cindy, have adult twin daughters, Abby and Brooke.

OUTLOOK

PLAYERS

STAFF

REVIEW

RESULTS

RECORDS

HONORS

POSTSEASON

VOLMANAC

MEDIA INFO





BRYAN LENTZ

ASSISTANT COACH

Seventh Season at Tennessee (first as assistant coach)

Hickory, North Carolina

Lenoir-Rhyne University (N.C.), 2000

X: @CoachBLentz

PERSONAL INFORMATION

Full Name:	William Bryan Lentz
Born:	April 17, 1977, in Lumberton, N.C.
Hometown:	Hickory, North Carolina
High School:	Newton-Conover (Newton, N.C.)
College:	Lenoir-Rhyne, 2000
Wife:	Christy
Children:	Luke and Owen

COACHING & ADMINISTRATIVE HISTORY

2001-08	Lenoir-Rhyne	Assistant Coach
2008-10	Lenoir-Rhyne	Associate Head Coach
2010-14	Texas	Special Assistant/Video Coordinator
2014-18	Appalachian State	Assistant Coach
2018-24	Tennessee	Director of Player Development
2024-	Tennessee	Assistant Coach

Bryan Lentz joined the University of Tennessee men's basketball staff in May 2018 as the director of player development. Now in his seventh year on Rocky Top, he earned a promotion to his current role as assistant coach in July 2024.

With Lentz on staff, Tennessee owns a 145-57 (.718) record, an SEC regular season title (2024), an SEC Tournament crown (2022) and four AP top-20 finishes. The Volunteers have played in all five NCAA Tournaments since his hire, thrice advancing to the Sweet 16, including earning an Elite Eight bid in 2024.

"Bryan has a strong basketball mind and possesses nearly a quarter-century of coaching experience," Barnes said upon announcing Lentz's promotion. "His passion for assisting the young men in our program become the absolute best they can be, both on and off the court, is unrivaled. We have shared a great deal of success together, both during his first six seasons at Tennessee and previously at Texas, and I know he will help our program continue its upward trajectory in his new role."

In addition, Lentz has helped tutor eight Volunteers who went on to become NBA Draft choices. Four of those individuals were selected in the first round.

Lentz came to Tennessee following four seasons as an assistant coach at Appalachian State University, from 2014-18. Prior to that, Lentz spent four years as a special assistant/video coordinator on Barnes' staff at Texas, where he was involved in all aspects of internal operations within the Longhorns program. During his Texas tenure, 2010-14, the Longhorns compiled an 88-51 (.633) record, made three NCAA Tournament trips and earned one AP top-10 finish.

Lentz began his coaching career working for nine years, 2001-10, alongside his father, legendary Lenoir-Rhyne University—it was a college until 2008—head coach John Lentz. During that stretch, the Bears won five South Atlantic Conference regular season titles and one SAC Tournament title, as well as made five NCAA Division II Tournament appearances. In his final two seasons with the Bears, 2008-10, Lentz served as the team's associate head coach.

A four-year letter winner at Lenoir-Rhyne, which is also Barnes' alma mater, Lentz finished his collegiate playing career with 1,374 points and ranked fifth in school history in assists (388), steals (159) and free-throw percentage (.824). He was named South Atlantic Conference Freshman of the Year in 1996-97 and earned second-team All-SAC honors as a sophomore in 1997-98.

Lentz, who hails from Hickory, N.C., the same hometown as Barnes, earned his bachelor's degree in sports management from Lenoir-Rhyne in 2000. He and his wife, Christy, have two sons, Luke and Owen.



LUCAS CAMPBELL

ASSISTANT COACH

Fifth Season at Tennessee (third of second stint; first as assistant coach)

Knoxville, Tennessee

University of Tennessee, 2019

X: @LucasCampbell11

PERSONAL INFORMATION

Full Name: Lucas David Campbell
 Born: May 5, 1997, in Evansville, Ind.
 Hometown: Knoxville, Tenn.
 High School: Christian Academy of Knoxville
 College: Tennessee, 2019
 Wife: Elliana
 Daughter: Garland

ADMINISTRATIVE EXPERIENCE

2019-21	Tennessee	Graduate Assistant
2021-22	ETSU	Director of Basketball Ops.
2022-24	Tennessee	Director of Recruiting
2024-	Tennessee	Assistant Coach

Lucas Campbell returned to the University of Tennessee in June 2022 to serve his alma mater as the director of recruiting on Rick Barnes' men's basketball staff. He earned a promotion to assistant coach in July 2024.

In addition to his coaching role, Campbell coordinates all aspects of the program's recruiting efforts. He oversees all logistical elements of on-campus visits, organizes recruiting travel for the Tennessee coaching staff and more.

"Over nearly a decade, I have seen Lucas grow from an eager walk-on freshman my first season here at Tennessee into now a rising star in the coaching profession," Barnes said upon announcing Campbell's promotion. "This school and this basketball program mean so much to Lucas. He has been a key part of our staff over the past two years and has played a major role in our strong recruiting efforts, which he will continue to do while taking on additional responsibilities he is assuredly ready for."

Campbell is a Tennessee alumnus who competed for the Volunteers during Barnes' first four years on Rocky Top, 2015-19. He has been a part of the Tennessee program for all but one of Barnes' seasons at the helm.

This is Campbell's second stint on staff at Tennessee, as he served as a graduate assistant from 2019-21, following the conclusion of his playing career. During those two seasons, he spent hours in the gym daily, coordinating skill development workouts. He assisted heavily in the training of 2021 first-round NBA Draft picks Keon Johnson and Jaden Springer.

Across his eight full seasons with the Volunteers, Tennessee is 175-93 (.653), with five NCAA Tournament bids, three Sweet 16 runs, an Elite Eight appearance and four AP top-20 finishes. Tennessee won the SEC regular season crown in both 2018 and 2024.

Campbell's first full-time job came in 2021-22 as the director of basketball operations at East Tennessee State University. He accompanied former Tennessee assistant coach Desmond Oliver when he accepted the head coaching position in Johnson City, Tenn.

A native of Knoxville, Tenn., Campbell began his college career as a member of the Volunteers' track & field team, competing in long jump and high jump, before transitioning to the basketball team as a walk-on in October 2015.

Campbell, who appeared in 16 career games, helped the Volunteers win the SEC regular season title in 2017-18 and then tie a school record with 31 wins in 2018-19, a campaign during which the team spent a month ranked first nationally. He played on back-to-back NCAA Tournament teams as an upperclassman.

In May 2019, Campbell graduated from Tennessee with a degree in supply chain management and a collateral in marketing. He later received his master's degree in sport management from UT in May 2021.

As a prep standout, Campbell starred in both track & field and basketball at the Christian Academy of Knoxville.

Campbell and his wife, Elliana—also a UT graduate—reside in Knoxville, with their daughter, Garland, and family dog, Mia.

OUTLOOK

PLAYERS

STAFF

REVIEW

RESULTS

RECORDS

HONORS

POSTSEASON

VOLMANAC

MEDIA INFO





MARY-CARTER EGGERT

DIRECTOR OF BASKETBALL OPERATIONS

14th Season at Tennessee (10th with MBB)

Richmond, Virginia

University of Tennessee, 2011

X: @MC_Eggert

PERSONAL INFORMATION

Full Name: Mary-Cater Eggert
Born: July 19, 1988, in Richmond, Va.
Hometown: Richmond, Va.
High School: Mills E. Godwin
College: Tennessee, 2011
Husband: Chris

ADMINISTRATIVE HISTORY

2007-11	Tennessee	Media Relations Student Asst.
2011-12	Tennessee	Media Relations Graduate Asst.
2012-14	Tennessee	Asst. Media Relations Director
2015-	Tennessee	Director of Basketball Ops.

Mary-Carter Eggert is in her 10th year as Tennessee's director of basketball operations in 2024-25. It is the two-time Tennessee graduate's 14th year as a post-graduate or full-time employee at her alma mater.

One of very few women holding the role of director of basketball operations with a men's program at a major-conference school, Eggert oversees all logistical aspects of the program's day-to-day operations, including budget, travel and meals. She also manages head coach Rick Barnes' calendar.

Her around-the-clock efforts to manage health and safety protocols amidst the COVID-19 pandemic spanning 2020 and 2021 enabled the Volunteers to operate smoothly and efficiently despite myriad logistical challenges.

"MC is really the mastermind behind it all," VFL Josiah-Jordan James said. "She's our coach off the court. She plays a big role in all of the players' lives by checking on us daily, making sure we have everything we need, and she always keeps our spirits up. She brightens every room she's in, and Tennessee basketball wouldn't be as great as it is without her."

With Eggert on staff, the Volunteers have won three SEC championships and earned six straight NCAA Tournament appearances. On three occasions, Tennessee has reached the Sweet 16, including advancing to the Elite Eight in 2024.

Eight Vols also have been selected in the NBA Draft during Eggert's tenure with the program, including four in the first round.

Prior to accepting her current position, the Richmond, Va., native spent three years as an assistant director on UT's media relations staff. In that role, she handled all administrative duties for the athletic communications staff, served as the media relations contact for the Tennessee rowing program and planned and executed the annual Big Orange Caravan summer outreach tour.

Eggert worked closely with the Tennessee football program for three seasons from 2012 to 2014, managing Tom Elam Press Box on game days and overseeing the credential application, approval and distribution process for all home games. She also handled credentialing for the Tennessee women's basketball program from 2012-15.

During the 2014 and 2015 NCAA Women's Basketball Tournament, Eggert served as the media coordinator for the first and second rounds at Thompson-Boling Arena.

Eggert was a graduate assistant in UT's athletic communications office in 2011-12 prior to her hiring as a full-time staff member in July 2012. She received her bachelor's degree in sport management from Tennessee in 2011 and earned a master's degree in sport management in 2013.

Her tenure in the UT athletic department dates to her undergraduate career, during which she worked in both the men's and women's media relations offices. She also served as president of Tennessee's Kappa Kappa Gamma sorority.

The former Mary-Carter Kniffen married Chris Eggert of Knoxville, Tenn., in May 2017. They reside in Knoxville with their dog, Maggie.



GARRETT MEDENWALD

DIRECTOR OF SPORTS PERFORMANCE

10th Season at Tennessee
Green Bay, Wisconsin
University of Wisconsin-Whitewater, 2013

IG: @the_prodig_movement

PERSONAL INFORMATION

Full Name: Garrett Steven Medenwald
Born: Jan. 13, 1990, in Madison, Wis.
Hometown: Green Bay, Wis.
High School: Preble
College: Wisconsin-Whitewater, 2013
Wife: Brittney
Children: Case, Cleo and Ari

COACHING EXPERIENCE

2012-14	Texas	Graduate Manager
2014-15	Texas	Strength & Conditioning Intern
2015-	Tennessee	Director of Sports Performance

Garrett Medenwald (*MAY-dihn-wald*) is in his 10th year as Tennessee's director of men's basketball sports performance in 2024-25.

His basketball-specific training methods and emphasis on injury prevention began to bear fruit for the Volunteers quickly upon his arrival on Rocky Top. Eight players who trained under Medenwald's supervision at Tennessee have been selected in the NBA Draft, including four in the first round.

In three straight years, 2021-23, a Volunteer led the NBA Draft Combine in max vertical leap: Keon Johnson in 2021 (all-time record of 48 inches), Kennedy Chandler in 2022 (41.5 inches) and Julian Phillips in 2023 (43 inches).

At the 2019 NBA Draft Combine, point guard Jordan Bone posted the top overall result in four separate performance tests: no-step vertical leap (36 inches), lane agility drill (9.97), shuttle run (2.78) and three-quarter court sprint (3.03). In 2021, Johnson shattered the event's all-time record in the max vertical jump with an unprecedented leap of 48-inches—surpassing the 20-year-old mark by 2.5 inches.

Most recently, in 2024, Dalton Knecht, a consensus First Team All-American after reshaping his body under Medenwald's tutelage, led all players at the combine in shuttle run (2.79) and placed second in lane agility (10.56). See the chart below for more impressive combine testing/drills results.

"G is a very direct and consistent coach," said VFL Admiral Schofield, who worked closely with Medenwald to dramatically reshape his physique before getting drafted No. 42 in 2019. "I loved getting a new challenge from him every day. His energy and passion are what motivated me when it was time to 'get jacked.'"

In Medenwald's nine years at Tennessee, the program has three SEC championships and made six straight NCAA Tournament appearances from 2018-24. The Volunteers have thrice reached the Sweet 16, including advancing to the Elite Eight in 2023-24.

Medenwald, who came Tennessee at the start of Rick Barnes' tenure in 2015-16, has helped the Volunteers win 25-plus games in five of the past seven years. That includes a program-record-tying 31 in 2018-19 during a season the Volunteers spent a month ranked No. 1 in the country.

"Garrett's methods and approach to elite performance training are on another level," Barnes said. "He's a star in his profession, and our students enjoy not just how he trains them, but also the personal relationship he develops with each of them."

In the summer and fall of 2016, Medenwald played an instrumental role in the design and planning of a \$98,000 renovation to the expanded, 4,350 square-foot Tennessee basketball performance training area in Pratt Pavilion. Additions included a full-court-length stretch of synthetic turf, a custom rubber floor, a 40-foot, steel-reinforced throwing wall, six Keiser Functional Trainers, four TRUEStretch Cages, three custom, 10-foot Power Lift pulley units (ideal for taller student-athletes), seven sets of 90-pound PowerBlocks and a zoned, high-powered stereo system.

In May of 2019, Medenwald was a featured speaker at the 12th annual High Performance Basketball Symposium in Las Vegas. His presentation was entitled *The Strength in Culture: The Process of Building Your Environment*.

The Green Bay, Wis., native arrived in Knoxville, Tenn., with three years of experience working alongside Barnes, as Medenwald served the Texas basketball program as both a graduate manager and a graduate strength and conditioning intern from 2012-15.

Medenwald worked with both the men's and women's basketball programs at Texas, focusing in on-court development and sports performance. During his tenure with the Longhorns, Medenwald honed his philosophy as an elite performance coach while working closely with nationally known industry innovator Todd Wright—assistant coach/vice president of player performance with the NBA's Los Angeles Clippers—and learning the philosophies of Shaun McPherson.

Medenwald simultaneously spent two years as the Director of Athletic 3D Performance Training Systems at the "Train 4 the Game" facility in Austin, Texas, where he programmed for numerous NFL and NBA athletes.

Medenwald graduated from Wisconsin-Whitewater in 2013, earning a bachelor's degree in health, human performance and recreation while minoring in athletic coaching education. He then received his master's degree in kinesiology from Texas in 2016.

He married the former Brittney Henderson of Burlington, Wis., in May 2016. They have a son, Case, and twin daughters, Cleo and Ari.

OUTLOOK

PLAYERS

STAFF

REVIEW

RESULTS

RECORDS

HONORS

POSTSEASON

VOLMANAC

MEDIA INFO





CHAD NEWMAN

ATHLETIC TRAINER

30th Season at Tennessee (29th with MBB)

Chattanooga, Tennessee

University of Tennessee, 1994

X: @trainerchad

PERSONAL INFORMATION

Full Name:	Jason Chad Newman
Born:	Oct. 8, 1971, in Chattanooga, Tenn.
Hometown:	Chattanooga, Tenn.
High School:	Chattanooga Central
College:	Tennessee, 1994
Wife:	Stacey
Children:	Katherine and Natalie

ATHLETIC TRAINING EXPERIENCE

1995-97	Tennessee	Graduate Assistant
1997-	Tennessee	Athletic Trainer

Chattanooga native Chad Newman is a senior associate director with UT's sports medicine department. The longest-tenured member of Tennessee's athletic training staff, Newman provides around-the-clock, world-class care exclusively for men's basketball student-athletes.

Newman was selected by his SEC peers as the 2019 recipient of the Chris Patrick Award, presented at the annual SEC Sports Medicine Committee meetings. In January 2010, the Tennessee Athletic Trainer's Society (TATS) named Newman the Collegiate Athletic Trainer of the Year.

"Chad's the best," VFL and NBA champion Jordan McRae said. "He genuinely cares about all of us and always looks out for what's best for us. He spends a lot of time making sure minor bumps and bruises don't turn into bigger injuries. Whenever we need him, Chad is always there."

The 2024-25 academic year will be Newman's 30th with the UT sports medicine staff and his 29th with the men's basketball program. He joined the former in 1995-96 and the latter in 1996-97.

During his tenure with the basketball team, the Volunteers have advanced to postseason play 21 times, earning 17 NCAA Tournament bids and four NIT berths. Newman has been a part of eight NCAA Sweet Sixteen teams, two Elite Eight squads and five SEC championship teams. Fourteen Vols who have performed under Newman's care have been selected in the NBA Draft, including six in the first round.

A longtime officer on the SEC Sports Medicine Committee, he currently serves as secretary/treasurer after previously serving as vice president.

Newman has helped numerous Vols overcome adversity and challenges over the years. He oversaw the management of All-American Chris Lofton's successful battle with testicular cancer following Lofton's junior season. Lofton went on to become the SEC's all-time 3-point king.

In September 2009, Newman was instrumental in reviving Tennessee sophomore Emmanuel Ngedu after Ngedu collapsed following a sudden cardiac arrest. Newman successfully administered the use of an AED and CPR until emergency medical services arrived on-site. For his efforts, he received a "Certificate of Heroism" from the Sudden Cardiac Arrest Association and also was named the 2010 Most Distinguished Award recipient by the "Hoops for Heart Health" organization, which was founded by NBA player Ryan Gomes.

When Newman first joined the Tennessee training staff in a full-time role in 1997, he was no stranger to the UT training room, having served as a volunteer student trainer and a graduate assistant before his full-time appointment. During that time, he worked with UT's football, men's and women's tennis, men's golf and men's track & field teams, as well as both spirit squads.

He earned his B.S. in Exercise Science from UT in 1994 and completed his master's in kinesiology in May 1997. Newman is a member of the National Athletic Trainers' Association (NATA).

Newman currently holds Performance Exercise Specialist (PES) and Corrective Exercise Specialist (CES) certifications through the NASM.

In the fall of 2009, Newman authored an article about Lofton's successful return from cancer entitled "The Toughest Opponent," that was published in Training & Conditioning Magazine. And in 2010, he gave sudden cardiac arrest case study presentations at the Southeastern Conference Sports Medicine Seminar and the Collegiate Athletic Trainers' Society Spring Symposium.

Newman is married to the former Stacey Perry. The couple has two daughters, Katherine and Natalie.



LUKE SCHAPKER

DIRECTOR OF VIDEO AND ANALYTICS

Seventh Season at Tennessee
Evansville, Indiana
Bowling Green State University, 2018

X: @LukeSchapker

PERSONAL INFORMATION

Full Name:	Luke Paul Schapker	
Born:	Feb. 18, 1996, in Evansville, Ind.	
Hometown:	Evansville, Ind.	
High School:	Mater Dei	
College:	Bowling Green, 2018	

ADMINISTRATIVE EXPERIENCE

2018-20	Tennessee	Graduate Assistant
2020-21	Tennessee	Volunteer Analyst
2021-22	Tennessee	Video Coordinator
2022-	Tennessee	Dir. of Video and Analytics

Director of video and analytics Luke Schapker enters his seventh year with the Tennessee basketball program in 2024-25 after first joining the program as a graduate assistant in 2018.

Schapker, in his current role, creates analytical projects, constructs analytical scouting reports, oversees video breakdowns and more.

In the six seasons Schapker has worked on Rick Barnes' staff, Tennessee owns a 145-57 (.718) record, five straight NCAA Tournament appearances, three Sweet 16 bids and an Elite Eight trip. The Volunteers have claimed two conference titles, winning the 2022 SEC Tournament crown and the 2024 regular season trophy, as well as produced eight NBA Draft picks.

Schapker was a graduate assistant at Tennessee from 2018-20, a volunteer analyst in 2020-21 and the video coordinator in 2021-22. He earned his current title, director of video and analytics, in 2022.

"Luke's contributions to our program's success are just as important as anyone on our staff," Barnes said. "He lives and breathes Tennessee basketball and puts in more hours than anyone to make sure our players are prepared on gamedays."

Prior to his arrival in Knoxville, the Evansville, Ind., native spent four years as a men's basketball student manager at Bowling Green State University in Ohio.

Schapker was the head manager during the final three years of his four-year tenure with the BGSU program. He helped to coordinate managerial coverage of team and individual workouts, assisted with operations tasks and assisted the coaching staff prepare scouting reports along with various other projects.

In the summer of 2017, Schapker completed an internship with the men's basketball program at Valparaiso. He helped run summer camps, assisted with daily workouts, assisted with video breakdown and also gained experience using JumpForward, FastScout and FastDraw software.

He also spent his undergraduate summers working basketball camps at Bellarmine University, Butler University, Indiana University, Valparaiso, Indiana Wesleyan University, Purdue University, University of Findlay, University of Notre Dame, University of Southern Indiana and Vincennes University.

Schapker received his degree in education, with minors in marketing and coaching, from Bowling Green in 2018, graduating with magna cum laude honors. He then earned a master's in sport management from Tennessee in 2020.

OUTLOOK

PLAYERS

STAFF

REVIEW

RESULTS

RECORDS

HONORS

POSTSEASON

VOLMANAC

MEDIA INFO





RILEY COLLINS

ASSISTANT DIRECTOR OF PLAYER DEVELOPMENT

Third Season at Tennessee

Lacey, N.J.

Drew University (N.J.), 2020

X: [@coachRCollins4](#)

PERSONAL INFORMATION

Full Name:	Riley Patrick Collins
Born:	Oct. 25, 1997, in Toms River, N.J.
Hometown:	Lacey, N.J.
High School:	Donovan Catholic
College:	Drew, 2020

ADMINISTRATIVE EXPERIENCE

2020-22	Marymount	Graduate Assistant
2022-24	Tennessee	Graduate Assistant
2024-	Tennessee	Asst. Dir. of Player Development

Now in his third season at the University of Tennessee, Riley Collins in his first year as the assistant director of player development. After joining the Volunteers in the summer of 2022, he was elevated to his current role in July 2024.

“From the first day he arrived at Tennessee, Riley has made his presence felt within our facility,” Barnes said upon announcing Collins’ promotion. “He is a tireless worker who gives this program everything he can each day. After seeing all the ways Riley aided our program the past two years, it was clear he deserved a full-time position and I am thrilled he accepted that opportunity.”

Collins worked as a graduate assistant for the Volunteers during the 2022-23 and 2023-24 seasons. The Volunteers won 25-plus games and reached the second weekend of the NCAA Tournament during each of those campaigns, including winning the SEC regular season title and making the Elite Eight in 2023-24.

A native of Lacey, N.J., Collins spent two years, 2020-22, as a graduate assistant at Division III Marymount University in Arlington, Va. He assisted with skill development and a wide range of the program’s logistical operations.

Collins also has multiple years of experience as a basketball skills development specialist alongside NBA trainer Alex Bazzell. In that capacity, Collins assisted with skill development workouts for multiple NBA players and administered a pre-draft camp for Roc Nation Sports.

From 2019-22, Collins also served as boys’ basketball head coach for the Hoop Group Showcase League’s New Jersey Panthers, guiding the club to the 2020 HGSL championship.

Collins authored a stellar collegiate playing career as a guard and three-year captain at Division III Drew University in Madison, N.J., from 2016-20. A four-time first-team All-Landmark Conference honoree, Collins finished his four-year career as the Rangers’ all-time leader in points (1,973), assists and 3-pointers made. He also was a 2020 NABC Reese’s All-American.

Collins earned a business degree from Drew in 2020 and went on to receive a master’s degree in human resource management from Marymount in 2022. Off the court, Collins is proficient in digital graphic design and he has volunteered at Special Olympics basketball events for multiple years.



JUSTIN CALDWELL

PLAYER DEVELOPMENT COORDINATOR

First Season at Tennessee
Mullens, W.Va.
Glenville State University (W.Va.), 2013

X: [@CoachCaldwell15](#)

PERSONAL INFORMATION

Full Name:	Justin Caldwell
Born:	Aug. 3, 1989, in Mullens, W.Va.
Hometown:	Mullens, W.Va.
High School:	Wyoming East
College:	Glenville State, 2013
Wife:	Kim

COACHING EXPERIENCE

2012-13	Wyoming East HS	Assistant Coach
2013-16	Glenville State	Assistant Coach
2016-18	California (PA)	Assistant Coach
2018-23	Glenville State	Head Coach
2023-24	Marshall	Assistant Coach
2024-	Tennessee	Player Dev. Coordinator

Justin Caldwell joined the University of Tennessee men’s basketball staff as the player development coordinator in September 2024.

A veteran coach, Caldwell possesses over a decade of experience across the Division I, Division II, high school and youth levels, including five years as a collegiate head coach. Caldwell most recently spent the 2023-24 campaign as an assistant at Marshall University.

“We are pleased to add Justin to our staff here at Tennessee,” Barnes said upon announcing Caldwell’s hire. “He possesses a strong basketball mind and has shown the ability to develop young people. Justin’s passion and coaching acumen will assuredly assist our program on a daily basis.”

Caldwell spent 2018-23 as the head coach at his alma mater, Glenville State University, a DII school in Glenville, W.Va. Inheriting a program that went 8-21 the year before his arrival, Caldwell turned the Pioneers into a 9-4 team in the COVID-condensed 2020-21 season and up to a 17-13 team during his final campaign in 2022-23.

In 2020-21, his program ascended as high as No. 13 nationally and averaged 95.5 points per game. Both that year and the next, his squad averaged over 12 made

3-pointers per contest, leading the nation in 2021-22, a season in which the team set a program record with a 3.34 GPA.

Caldwell coached five First Team All-Mountain East Conference honorees at Glenville State, including John Williams, a 2020-21 DII All-American after averaging 27.8 points per game to lead the country in scoring. Four of his players, including Williams, went on to play DI basketball.

Before his first head coaching opportunity, Caldwell worked for two years, 2016-18, at Pennsylvania Western University California (California [PA]), a Division II institution in California, Pa. The previous three seasons, 2013-16, Caldwell was an assistant at Glenville State.

Caldwell got his first formal coaching job in 2012-13 as an assistant at Wyoming East High School in New Richmond, W.Va., his alma mater. As a prep senior in 2006-07, he led the Warriors to the Class AA state title and, for the second year in a row, earned first team all-state designation.

A standout collegian, Caldwell played three seasons at West Virginia Wesleyan College, a DII school in Buchanan, W.Va., and one at Glenville State. The two-time All-West Virginia Intercollegiate Athletic Conference designee totaled 1,997 points in his career. He capped his collegiate tenure by averaging 23.7 points per game and shooting 91.4 percent at the line for the Pioneers in 2010-11.

After the conclusion of his college career, Caldwell played for the BBC Bascharage Hedgehogs in Luxembourg for two seasons. During both his college and professional careers, Caldwell coached various youth teams during the summer.

Caldwell, who hails from Mullens, W.Va., earned a bachelor’s degree in physical education from Glenville State in 2013 and added a master’s degree in exercise science from California (PA) in 2017. He is married to Kim Caldwell, the head coach of the University of Tennessee women’s basketball team.

OUTLOOK

PLAYERS

STAFF

REVIEW

RESULTS

RECORDS

HONORS

POSTSEASON

VOLMANAC

MEDIA INFO





SCOTT DAUGHTRY

GRADUATE ASSISTANT

Second Season at Tennessee University of Tennessee, 2023

Scott Daughtry officially joined Rick Barnes' staff at the University of Tennessee as a graduate assistant in January 2024. He previously served as an undergraduate manager for the Volunteers from April 2021 to December 2023 and was promoted to head manager in April 2022.

In his current position, Daughtry's primary roles include spearheading the further development of the program's analytical structure by managing its database, creating and managing the team's analytics sites and web apps and creating basketball performance analytics reports for the use of the coaching staff. In addition, Daughtry assists director of men's basketball sports performance Garrett Medenwald in weight room preparation.

During the summer of 2023, Daughtry served as a basketball analytics intern for the Indiana Pacers. He assisted the Pacers' basketball analytics team in responsibilities related to the 2023 NBA Draft, 2023 NBA Free Agency and 2023 NBA Summer League.

Daughtry gained experience in calculating NBA player comparisons for all college athletes in the 2023 NBA draft using nearest-neighbor calculations from BD Box Composition trees. He also manufactured a model to

predict a college athlete's defensive skill level in the NBA using automated machine learning predictive modeling methods.

The summer of 2022 saw Daughtry gain skills with another NBA team, as he was a Summer League Experience intern for the Atlanta Hawks. In Atlanta, he created a model that utilized revenue statistics to predict attendance and net profit at College Park Skyhawks' games.

As an undergraduate at the University of Tennessee, Daughtry was a manager for the men's basketball team from April 2021 to December 2023, including a stint as the head manager from April 2022 to December 2023.

Prior to joining the Vols' manager squad, Daughtry spent a semester in Tennessee's media relations office, producing written content for the Tennessee's official athletics website, UTsports.com, and editing statistical sheets in Adobe InDesign during the spring of 2021.

A native of Anderson, S.C., Daughtry is currently pursuing a Master of Science in Business Analytics / MBA dual program. He earned an undergraduate degree in business analytics from Tennessee in December 2023.



ISAIAH SULACK

GRADUATE ASSISTANT

First Season at Tennessee University of Tennessee, 2022

Isaiah Sulack joined the University of Tennessee men's basketball program as a graduate assistant in August 2024. The Knoxville, Tenn., native is a UT alumnus and a former three-year walk-on member of the basketball team.

A 2017 graduate of the Christian Academy of Knoxville, where he played alongside current Tennessee assistant coach Lucas Campbell, Sulack was a 4-AA All-District honoree as a senior. He averaged 17.7 points, 6.8 rebounds and 1.8 steals per game that season, then went to Believe Prep Academy in Rock Hill, S.C., for a post-graduate campaign in 2017-18.

Sulack began his college career at Olney Central College in Olney, Ill., and earned NJCAA All-Academic Second Team distinction as a freshman in 2018-19 after posting 12.0 points, 4.6 rebounds and 3.0 assists per game. He attended Bossier Parish Community College in Bossier City, La., the following year, but took a medical redshirt after four appearances.

In 2020-21, Sulack began his career at Tennessee as a scout-team contributor. The following year, he played in three games before suffering a season-ending injury in practice that led to him taking another medical redshirt. Sulack returned to health in 2022-23 and made three appearances for the Volunteers.

Over the course of his three campaigns in Knoxville, Tennessee went 70-28, including 35-18 in SEC play. It made the NCAA Tournament each year, reached the Sweet 16 in 2023 and won the SEC Tournament in 2022.

Sulack, who graduated from Tennessee in December 2022 with a degree in supply chain management, spent his final collegiate year at Marist in 2023-24. He averaged 2.1 points per game, helping the Red Foxes to an 18-13 record and a third-place finish in the MAAC at 12-8.

Currently, Sulack is pursuing a master's degree in agricultural leadership, education and communication.



COLIN COYNE

STUDENT ASSISTANT COACH

First Season at Tennessee University of Tennessee, 2023

Just months after concluding his playing career for the University of Tennessee men's basketball team, Colin Coyne rejoined the program in August 2024 as a student assistant coach.

A native of Fredericksburg, Va., Coyne was an all-district honoree and team captain at Stafford Senior High School, from which he graduated in 2019. He then went to University of Mary Washington, a Division III school in his hometown, for three years.

Coyne appeared in 27 games for the Eagles as a freshman in 2019-20 and the team did not compete at all in 2020-21. He then appeared in 25 games in 2021-22, averaging 5.1 points and 3.8 rebounds per contest, while shooting 58.4 percent from the floor.

In total, Coyne made 23 starts at Mary Washington before transferring to Tennessee in advance of the 2022-23 campaign. He played in four games that year and then four during the 2023-24 season, as well.

A valuable component of the Tennessee scout team, Coyne's efforts helped the Volunteers go 52-20 during his two seasons, including 25-11 in SEC play. Tennessee made the Sweet 16 each year and won an outright SEC regular season title in 2023-24.

Coyne, who graduated from Tennessee in December 2023 with a degree in business analytics, earned both NABC Honors Court and SEC Academic Honor Roll distinction in each of his seasons with the Volunteers.

Along with his role on the men's basketball staff, Coyne is currently pursuing a master's degree in business administration at Tennessee.



■ ADDITIONAL MEN'S BASKETBALL SUPPORT STAFF

NAME	ROLE
Nolan Brang	Operations Intern
Drew Cox*	Co-Head Student Manager
Jack Goshorn	Student Manager
Malachi Hamer	Student Manager
Austin Holbrook	Student Athletic Trainer
Delaney Klee	Student Athletic Trainer
Ty Lannom	Student Manager

** Recipient of the James Michael Rollo Athletic Manager Scholarship Endowment*

NAME	ROLE
Julian Lucas	Student Manager
McLane Martin	Student Manager
Ashley Moriarty	Operations Intern
Janet Reynolds	Administrative Specialist
Ashton Stallings	Graduate Athletic Trainer
Bryce VanHuss	Co-Head Student Manager
Dalton Waggoner	Student Manager

OUTLOOK

PLAYERS

STAFF

REVIEW

RESULTS

RECORDS

HONORS

POSTSEASON

VOLMANAC

MEDIA INFO





DR. DONDE PLOWMAN

UT KNOXVILLE CHANCELLOR

**Sixth Year as Chancellor at Tennessee
Southern Methodist University, 1974**

Donde Plowman has served since 2019 as chancellor of the University of Tennessee, Knoxville, the state's flagship land-grant research university. In that time the university has set new records in student retention, alumni giving, state support and research expenditures.

UT has a footprint that spans the entire state, including the main campus in Knoxville, the Space Institute in Tullahoma, and the Institute of Agriculture and its Extension offices in all 95 counties. Plowman oversees a campus budget of \$1.9 billion as well as more than 38,000 students, nearly 7,000 staff, and more than 1,800 full-time faculty.

Under five years of Plowman's leadership, the university has doubled its annual research awards, hitting a record \$428 million, and greatly expanded innovation and economic development partnerships with companies including AT&T, Eastman and Volkswagen.

Plowman's role as chancellor includes oversight of Tennessee Athletics, an operation generating more than \$200 million in annual revenue, to which she has provided

decisive and timely leadership. In 2020 she was selected by her peers in the Southeastern Conference to represent the SEC as a member of the NCAA Presidential Forum, and in 2023 she was elected vice president of the SEC Executive Committee. Plowman is known across the country as an advocate for student-athletes by supporting their pursuits on and off the field.

Shortly after her arrival at UT, Plowman created the Division of Student Success to ensure that students receive a wide range of support as they navigate college life. The university saw immediate results in its retention and graduation rates and captured the attention of peers across higher education.

Before becoming chancellor, Plowman served at the University of Nebraska-Lincoln as dean of the College of Business and then executive vice chancellor. She was previously a department head at UT. Plowman is a globally recognized organizational scientist whose scholarship includes the topics of leadership, change management and strategic decision-making.



DR. MATT HARRIS

FACULTY ATHLETICS REPRESENTATIVE

**12th Year at Tennessee
University of Virginia, 2000**

Dr. Matt Harris is the Boyd Distinguished Associate Professor of Health Economics at Tennessee and the university's Faculty Athletics Representative (FAR) to the Southeastern Conference. He came to UT in 2013 and has served as a FAR since 2020. The role of the FAR is to build bridges between faculty and athletics, supporting a campus environment in which intercollegiate athletics is a vital component of the educational program, and serving as ombudsperson for student-athletes.

Dr. Harris holds a dual appointment in the Department of Economics and the Boyd Center for Business and Economic Research in the Haslam College of Business. The Boyd Center a nonpartisan research hub within the Haslam College of Business. The center conducts research on national and state economic trends for UT, state agencies and public and private organizations. It also analyzes and disseminates data on the demography and economy of Tennessee in conjunction with the Tennessee State Data Center.

Dr. Harris' academic research focuses primarily on health and labor economics, with a particular interest in the effects of the opioid epidemic on labor market and family outcomes. He is a co-editor of the *Southern Economic Journal* and on the editorial board at *Health Economics*.

In his work with the Boyd Center, Harris produces the population forecast for the State of Tennessee and conducts research on programs for workforce development, emerging trends in Tennessee's labor market, the economics of public health insurance, long term care options for older Tennesseans and economic impact of child maltreatment in Tennessee.

Harris is the Michael Stahl PEMBA Faculty Research Fellow. He teaches in both the Physicians Executive MBA program and the EMBA for Healthcare Leadership and has served on the UT Faculty Senate since 2018. Harris has also taught economics classes to executive education students internationally in Shanghai and Nur-Sultan, Kazakhstan.

Matt and his wife, Katherine, have three children: Michael, Christopher, and Virginia.



DR. DANIEL J. WHITE

VICE CHANCELLOR/DIRECTOR OF ATHLETICS

**Fifth Year at Tennessee
University of Notre Dame, 2002**

PERSONAL INFORMATION

Full Name: Dr. Daniel J. White
Born: Oct. 28, 1979, in Morehead, Ky.
Hometown: New Orleans, La.
High School: Jesuit High School of New Orleans
College: Notre Dame, 2002
Wife: Shawn
Children: Aidan, Molly, Caitlin, James

ADMINISTRATIVE/COACHING EXPERIENCE

2004-05	Ohio	Director of MBB Operations
2005-06	Ohio	Assistant MBB Coach
2006-07	Northern Illinois	Asst. AD for Development
2007-09	Fresno State	Assoc. AD for Development
2009-12	Ole Miss	Senior Associate AD/UMAA Foundation Executive Director
2012-15	Buffalo	Director of Athletics
2015-21	UCF	Vice President & Director of Athletics
2021-	Tennessee	Vice Chancellor & Director of Athletics

Danny White's innovative and forward-thinking approach to the rapidly evolving landscape of intercollegiate athletics primed University of Tennessee Chancellor Donde Plozman to name him Vice Chancellor/Director of Athletics on Jan. 21, 2021.

Boasting a literal lifetime of industry experience, White oversaw unprecedented competitive, academic and service excellence at the University of Central Florida from 2015-21. Prior to that, White served as the AD at Buffalo from 2012-15.

White's departmental successes have earned him numerous awards—he has been a Sports Business Journal 40 Under 40 honoree in multiple years, a spot on the Orlando Business Journal 40 Under 40 list, multiple selections as one of the 50 Most Powerful People in Orlando by Orlando Magazine, and a finalist for the 2018 and 2023 SBJ Athletics Director of the Year award.

A native of New Orleans, Louisiana, White was named a NACDA Athletics Director of the Year in the spring of 2019. In 2018, SBJ named him one of the six most influential people in sports business, while Orlando Magazine tabbed him as the area's most powerful person in sports.

Six days after he was named AD at Tennessee, White announced the hiring of Josh Heupel as the Volunteers' 27th head football coach. Heupel had spent the previous three years working alongside White as head coach at UCF, where he compiled an impressive 28-8 (20-5 AAC) record.

In just his second year at Tennessee, Heupel guided the Volunteers to an 8-0 start, 11 wins and an NY6 triumph over Clemson at the Capital One Orange Bowl. Heupel's record-setting offense propelled UT to No. 1 status in the first edition of the 2023 CFP rankings. In May 2023, the Tennessee Sports Hall of Fame recognized Plozman, White and Heupel collectively as "Tennesseans of the Year."

The football program's emphatic resurgence in 2022 ignited a wick of team success that wove through Tennessee's entire athletic department. A dozen other UT teams followed suit with national top-16 finishes during 2022-23. That comprehensive success led to the Big Orange earning their second consecutive SEC All-Sports Trophy while becoming only the second school to sweep the men's and women's all-sports standings.

Equally as impressive, Tennessee followed up a 13th-place finish in the 2021-22 LEARFIELD Directors' Cup standings with a sixth-place national finish in the 2022-23 Directors' Cup race. It was the best finish for UT in the Directors' Cup and just the third Top 10 finish, which began in 1993.

Tennessee's robust improvement in the Directors' Cup standings was noteworthy. Before finishing 13th, UT had not placed in the top 15 nationally since 2006-07.

After the baseball program swept the SEC regular-season and tournament titles in 2022, softball did the same in 2023. UT also became the only school to win a New Year's Six bowl game, advance both its men's and women's basketball teams to the Sweet Sixteen and send both its softball and baseball teams to the College World Series in the same academic year.

The wave of momentum on Rocky Top reached a historic level in 2023-24. Tennessee Athletics finished its best year ever as one of only two Power Five schools to send all its teams to the postseason, the first such occurrence in UT history.

The across-the-board success helped Tennessee earn a third-place finish in the LEARFIELD Directors' Cup standings, its best mark ever, and its third straight SEC All-Sports Trophy. Tennessee became the second school to win three consecutive SEC All-Sports titles.

Tennessee never won the SEC All-Sports Trophy before White's arrival.

Eleven sports finished in the top 10, with six in the top five. The banner year concluded with the baseball team winning its first national championship, the 24th team crown in Tennessee history and first since 2009.

In 2023-24, UT also became the first school to win the SEC championship in men's basketball, softball and baseball in the same year. In total, it collected four SEC titles, running its tally to 12 since 2021 after amassing just two in the four years prior to White's arrival.

Tennessee has reached the postseason in football, men's basketball, women's basketball, volleyball, baseball and softball in all three of White's full years at the helm, the only school in the nation to do so.

Tennessee also had excellent success academically, posting its best department GPA (3.40) ever in the fall 2023 semester and following that with its second-best spring GPA (3.37) ever.

By marking the 23rd consecutive semester in which the Vols and Lady Vols combined to post a GPA of 3.0 or higher, Tennessee Athletics has now maintained that level of academic achievement for 12 straight years. It includes a remarkable three straight semesters where every sport at

OUTLOOK

PLAYERS

STAFF

REVIEW

RESULTS

RECORDS

HONORS

POSTSEASON

VOLMANAC

MEDIA INFO



UT had over a 3.00 GPA.

For the first time in Tennessee history, UT's student-athletes have posted a GPA of over 3.20 in six of the last seven semesters.

In addition to football, White has led national searches and hired head coaches for Tennessee women's golf (Diana Cantú), soccer (Joe Kirt), track and field (Duane Ross), cross country/distance (Sean Carlson), rowing (Kim Cupini) and women's basketball (Kim Caldwell).

Led by a leadership team handpicked by White, the Tennessee Fund reported its third consecutive record year across multiple fundraising metrics in FY24. For the fiscal year that ended on June 30 (FY24), the Tennessee Fund team set records for fundraising total (\$139.8M) and annual fund (\$57.2M). Since's White arrival, UT has seen a 73 percent growth in fundraising dollars raised, 73.3 percent growth in the annual fund and over 37 percent increase in total donors.

Since White launched the My All Campaign in the summer of 2021, the Tennessee Fund has secured commitments totaling over \$559 million, far exceeding the campaign's goal of raising \$500 million by the summer of 2026.

White also moved Tennessee's outbound ticket sales efforts in-house, generating more than \$26 million in ticket revenue in 2022 and growing the football season ticket base by 17 percent in one year. The following two seasons saw UT sell out all 70,500 season tickets in Neyland Stadium before the summer. The Volunteers now have a season ticket waitlist of nearly 15,000.

Knoxville again proved why it is America's College Sports City in 2023-24. Tennessee posted the highest overall attendance of any school in the nation across football, men's and women's basketball at 1,161,218 across 38 home events.

The remarkable success at home included four sports selling out of season ticket inventory - football, men's basketball, softball, and baseball. It marked the first time in Tennessee history that four different sports were completely sold out of season ticket inventory in the same year.

The cumulative effect of the initiatives above led Tennessee Athletics to its highest-ever operating revenue of over \$200 million in FY23. The FY24 operating revenue soared north of \$220 million to set another new benchmark in UT athletics history.

White has grown the budget by nearly \$100 million since his arrival on Rocky Top.

One of the top priorities in "Rise Glorious" was to intentionally grow the annual operating budget as part of a relentless commitment to resource all Tennessee Athletics programs and departments at an elite, championship

level. UT is already outpacing the 2026-27 goal of a 200+ million-dollar budget.

White has also invested back into all of our athletics facilities in a significant way, highlighted by the modernization of two iconic Tennessee athletics venues - Neyland Stadium and Lindsey Nelson Stadium. Phase 1 of the historic Neyland Stadium renovation is budgeted for \$337 million while the Lindsey Nelson Stadium project budget totals \$95.8 million.

In August 2023, UT announced a multi-year naming-rights agreement with longtime Tennessee Athletics corporate champion Food City that rebrands UT's on-campus arena as Thompson-Boling Arena at Food City Center. The athletics department also took over operations of the venue in January 2024.

Food City's overall commitment to Tennessee Athletics will allow the University to invest in excess of \$20 million over the next 10 years and will aid new and needed renovations of the arena and upgrades to the facility's interior and exterior. These improvements will significantly enhance the fan experience while attending any Thompson-Boling Arena at Food City Center event on the UT campus.

A former college basketball student-athlete at Towson and Notre Dame, White quickly ascended in the ranks of college athletics leadership. Before his first athletics director opportunity at Buffalo, he was senior associate athletics director at Ole Miss from 2009-12. He previously served two years as associate athletics director for development at Fresno State (2007-09) and one as assistant athletics director for development at Northern Illinois (2006-07).

Prior to pivoting to athletics administration, White spent one year as the director of basketball operations and another year as an assistant coach with the Ohio University men's basketball program.

White graduated from Notre Dame in 2002 with a bachelor's degree in business administration. He earned master's degrees in business administration and sports administration from Ohio University and completed a Ph.D. in higher education leadership from Ole Miss in 2016.

White comes from a family deeply involved in intercollegiate athletics. His father, Kevin, was the longtime vice president and director of athletics at Duke (and previously held that same role at Notre Dame, Arizona State, Tulane, Maine and Loras College). His brother, Michael, is Georgia's head men's basketball coach. His brother, Brian, is the vice president and director of athletics at Florida Atlantic.

Danny and his wife, Shawn, have four children: Aidan, Molly, Caitlin and James.

■ ADDITIONAL MEN'S BASKETBALL-ASSIGNED ATHLETICS STAFF			
NAME	DEPARTMENT	NAME	DEPARTMENT
Ryan Alpert	Administration	Bob Kesling	Radio (Play-by-Play)
Meghan Anderson	Academics	Dr. Chris Klenck	Medical
Emma Barr	Digital Media (Student)	Keith Marshall	Ticket Operations
Bert Bertelkamp	Radio (Analyst)	Todd McMinn	Equipment
Leann Brennek	Nutrition (Fellow)	Thomas Moats	Information Technology
Andrew Ferguson	Photography	Jess Roseberry	Marketing
Amanda Fernandez	Nutrition	Alex Schwartz	Strategic Communications
Evan Ford	Graphic Design	Allie Sykes	Videography (Post-Grad)
Forrest Gmitro	Videography	William Timpano	Compliance
Kellen Hiser	Digital Media	Chris Walker	CFA (Chaplain)
Preston Jones	Strategic Communications (GA)	Bill Whitesell	Event Management

ATHLETICS EXECUTIVE STAFF



RYAN ALPERT
Deputy Athletics
Director of Champ.
Resources/Chief
Revenue Officer



CAMERON WALKER
Deputy Athletics
Director of Competitive
Excellence/Chief
Strategy Officer



ANGIE BOYD KECK
Senior Associate
Athletics Director/
Senior Woman
Administrator



JAMES BARR
Associate Athletics
Director of Event
Management



JASON BAUM
Executive Associate
AD of Brand
Advancement/Chief
Comms. Officer



JB BOWLING
Senior Associate
Athletics Director of
Compliance



BRAD BRIGGS
Senior Associate AD
of Business Affairs &
Administration/CFO



TARA BROOKS
Associate Athletics
Director of
Administration



AMY HART
Associate Athletics
Director of Executive
Operations



BRADY HART
Executive Associate
Athletics Director of
Development



MARCUS HILLIARD
Senior Associate
Athletics Director/
Chief of Staff



BRETT HUEBNER
Senior Associate
Athletics Director of
Facility Enhancement
& Capital Projects



TYLER JOHNSON
Senior Associate
Athletics Director of
Administration



ALICIA LONGWORTH
Executive Associate
Athletics Director of
External Operations



BILL MARTIN
Associate Athletics
Director of Strategic
Communications



TYLER MCENTIRE
Chief Creative
Officer



JASON McVEIGH
Senior Associate
Athletics Director of
Sports Medicine &
Sports Performance



MARSHALL STEWARD
Senior Associate
Athletics Director &
Associate Provost



KEVIN ZURCHER
Associate Athletics
Director of Facilities
and Capital Projects



AZIZ AHMAD
Associate General
Counsel

OUTLOOK

PLAYERS

STAFF

REVIEW

RESULTS

RECORDS

HONORS

POSTSEASON

VOLMANAC

MEDIA INFO

■ TENNESSEE ATHLETICS SENIOR STAFF

NAME	TITLE
Joe Arnone	Associate AD of Ticket Operations
Ethan Bauer	Director of Sports Nutrition
Jimmy Delaney	Associate AD of Marketing & Fan Experience
Steve Early	Vol Network General Manager
Roger Frazier	Director of Equipment & Apparel
Andrew Garlock	Associate AD of Ticket Sales & Retention
Kellen Hiser	Assistant AD of Digital & Creative Strategy
Forrest Gmitro	Assistant AD of VFL Films

NAME	TITLE
Chris Johnson	Assistant AD & Assistant Provost
Matt Kommer	Senior Associate AD of Development, Major Gifts
Thomas Moats	Assistant AD of Information Technology
Alex Schwartz	Associate AD of Strategic Communications
Quinton Smith	Associate AD of Compliance
Mitchell White	Associate AD of Development, Annual Fund
Dr. Jessica Wildfire	Executive Director of Student-Athlete Development
Dan Wirth	Director of Olympic Sports Performance





OTHER CONFERENCES HAVE SCHEDULES.


**WE HAVE
GAUNTLETS.**



EXPERIENCE
THE VIRTUAL
SEC HALL
OF HISTORY



REVIEW



RESULTS & LEADERS

Record	Overall	Home	Away	Neutral	OT	vs. T25	vs. T10	
All Games	27-9	14-2	8-3	5-4	0-0	7-5	1-3	
Conference	14-4	7-2	7-2	0-0	0-0	5-1	1-0	
Non-Conference	13-5	7-0	1-1	5-4	0-0	1-4	0-3	
Date	Time	TV	Opponent	Score	Attend.	High Points	High Rebs.	High Assists
Nov. 6	6:30 p.m.	SECN+	Tennessee Tech	W, 80-42	17,046	Knecht (17)	Aidoo (8)	Zeigler (5)
Nov. 10	9 p.m.	Peacock	at Wisconsin	W, 80-70	17,287	Knecht (24)	Aidoo (7)	Zeigler (3)
Nov. 14	6:30 p.m.	SECN+	Wofford	W, 82-61	16,859	Knecht (18)	Aidoo (7) James (7)	Vescovi (4)
Nov. 20	2:30 p.m.	ESPN2	vs. Syracuse*	W, 73-56	4,838	Knecht (17)	James (12)	Vescovi (5)
Nov. 21	8 p.m.	ESPN	vs. #2 Purdue^	L, 67-71	5,257	Knecht (16)	Knecht (7)	Zeigler (3)
Nov. 22	2:30 p.m.	ESPN	vs. #1 Kansas*	L, 60-69	5,164	Vescovi (21)	Aidoo (11)	Gainey (3) Vescovi (3)
Nov. 29	7:15 p.m.	ESPN	at #17/16 North Carolina+	L, 92-100	20,756	Knecht (37)	Knecht (6)	Zeigler (7)
Dec. 5	6:30 p.m.	SECN+	George Mason	W, 87-66	16,513	Aidoo (17)	Aidoo (8)	James (6) Zeigler (6)
Dec. 9	12 p.m.	CBS	#20/18 Illinois	W, 86-79	21,678	Knecht (21)	Vescovi (9)	James (7)
Dec. 12	7 p.m.	SECN	Georgia Southern	W, 74-56	16,013	Aidoo (29)	Aidoo (11)	Zeigler (7)
Dec. 16	10 p.m.	ESPN2	vs. NC State%	W, 79-70	2,481	James (23)	Awaka (12)	Zeigler (8)
Dec. 21	6:30 p.m.	SECN+	Tarleton State	W, 65-49	17,609	Zeigler (13)	James (10)	Vescovi (5) Zeigler (5)
Jan. 2	7 p.m.	SECN	Norfolk State	W, 87-50	16,858	Zeigler (17)	Awaka (11)	James (5)
Jan. 6	6 p.m.	SECN	#22/19 Ole Miss*	W, 90-64	21,932	Aidoo (24)	Aidoo (10)	Zeigler (10)
Jan. 10	7 p.m.	SECN	at Mississippi State*	L, 72-77	8,160	Knecht (28)	Awaka (6) James (6) Knecht (6) Mashack (6)	Zeigler (7)
Jan. 13	12 p.m.	ESPN2	at Georgia*	W, 85-79	10,523	Knecht (36)	Aidoo (15)	Zeigler (5)
Jan. 16	5 p.m.	ESPN2	Florida*	W, 85-66	17,332	Knecht (39)	Aidoo (9)	Zeigler (4)
Jan. 20	2 p.m.	ESPN2	Alabama*	W, 91-71	21,678	Knecht (25)	Gainey (5)	Zeigler (6)
Jan. 27	6 p.m.	SECN	at Vanderbilt*	W, 75-62	13,852	Knecht (32)	Aidoo (10)	Zeigler (6)
Jan. 30	6:30 p.m.	SECN	South Carolina*	L, 59-63	20,667	Knecht (31)	Awaka (8)	James (3) Zeigler (3)
Feb. 3	8:30 p.m.	ESPN	at #10/8 Kentucky*	W, 103-92	20,265	James (26) Zeigler (26)	Aidoo (11)	Zeigler (13)
Feb. 7	7 p.m.	SECN	LSU*	W, 88-68	21,678	Knecht (27)	Knecht (7)	Zeigler (9)
Feb. 10	8 p.m.	ESPN	at Texas A&M*	L, 69-85	12,995	Knecht (22)	Knecht (7)	Zeigler (6)
Feb. 14	9 p.m.	ESPN2	at Arkansas*	W, 92-63	19,200	Aidoo (23)	Aidoo (12)	Zeigler (6)
Feb. 17	6 p.m.	SECN	Vanderbilt*	W, 88-53	21,678	Knecht (14) Zeigler (14)	Aidoo (8)	Knecht (5) Vescovi (5) Zeigler (5)
Feb. 20	7 p.m.	SECN	at Missouri*	W, 72-67	10,089	Awaka (18)	Awaka (10) Knecht (10)	Zeigler (3)
Feb. 24	8 p.m.	ESPN	Texas A&M*	W, 86-51	22,322	Knecht (24)	Aidoo (14)	Zeigler (14)
Feb. 28	7 p.m.	ESPN2	#11 Auburn*	W, 92-84	22,547	Knecht (39)	Aidoo (7)	Zeigler (9)
March 2	8 p.m.	ESPN	at #14/13 Alabama*	W, 81-74	13,474	Zeigler (18)	James (13)	Mashack (4) Zeigler (4)
March 6	7 p.m.	ESPN2	at #17/16 South Carolina*	W, 66-59	18,000	Knecht (26)	Aidoo (9)	Zeigler (7)
March 9	4 p.m.	CBS	#15/13 Kentucky*	L, 81-85	22,206	Knecht (40)	James (10)	Zeigler (9)
March 15	1 p.m.	ESPN	vs. Mississippi State=	L, 56-73	17,137	Zeigler (20)	Aidoo (10)	James (4) Vescovi (4)
March 21	9:20 p.m.	TNT	vs. Saint Peter's!	W, 83-49	18,037	Knecht (23)	Knecht (8)	Zeigler (10)
March 23	8 p.m.	CBS	vs. Texas!	W, 62-58	18,382	Knecht (18)	James (9) Knecht (9)	Zeigler (7)
March 29	9:59 p.m.	TBS/truTV	vs. #11 Creighton!!	W, 82-75	18,574	Knecht (26)	Mashack (8)	Zeigler (6)
March 31	2:20 p.m.	CBS	vs. #3 Purdue!!	L, 66-72	18,577	Knecht (37)	Awaka (4) James (4) Zeigler (4)	Zeigler (8)

* - SEC game
^ - Maui Invitational (Honolulu, Hawaii)
+ - ACC/SEC Challenge
% - Hall of Fame Series (San Antonio, Texas)
= - SEC Tournament (Nashville, Tenn.)
! - NCAA Tournament (Charlotte, N.C.)
!! - NCAA Tournament (Detroit, Mich.)
All times Eastern

Game Records

Record	Overall	Home	Away	Neutral
ALL GAMES	27-9	14-2	8-3	5-4
CONFERENCE	14-4	7-2	7-2	0-0
NON-CONFERENCE	13-5	7-0	1-1	5-4

Score by Periods

Team	1st	2nd	OT	TOT
Tennessee	1339	1497	0	2836
Opponents	1136	1290	0	2426

Team Box Score

No.	Player	Total					3-Point		F-Throw		Rebounds				PF		DQ		A		TO		BLK		STL		PTS		AVG	
		GP-GS	MIN	AVG	FG-FGA	FG%	3FG-3FGA	3FG%	FT-FTA	FT%	OFF	DEF	TOT	AVG	PF	DQ	A	TO	BLK	STL	PTS	AVG								
3	KNECHT, Dalton	36-36	1099:32	30.5	264-577	.458	93-234	.397	159-206	.772	28	148	176	4.9	64	0	65	61	23	25	780	21.7								
5	ZEIGLER, Zakai	36-30	1137:46	31.6	134-341	.393	72-209	.344	84-119	.706	11	90	101	2.8	48	0	218	78	3	62	424	11.8								
0	AIDOO, Jonas	36-36	892:53	24.8	173-336	.515	3-15	.200	62-99	.626	100	163	263	7.3	78	4	35	36	66	26	411	11.4								
30	JAMES, Josiah-Jordan	36-36	1049:56	29.2	100-249	.402	43-126	.341	59-71	.831	56	173	229	6.4	72	0	68	37	23	49	302	8.4								
2	GAINEY, Jordan	36-0	661:25	18.4	80-223	.359	39-134	.291	47-54	.870	17	45	62	1.7	55	0	44	31	7	31	246	6.8								
25	VESCOVI, Santiago	35-34	883:34	25.2	68-185	.368	43-132	.326	43-54	.796	26	102	128	3.7	91	1	86	34	1	38	222	6.3								
11	AWAKA, Tobe	35-0	457:54	13.1	65-110	.591	0-0	.000	49-66	.742	74	86	160	4.6	87	3	9	23	22	10	179	5.1								
15	MASHACK, Jahmai	36-8	644:16	17.9	56-125	.448	14-39	.359	36-50	.720	51	60	111	3.1	78	1	46	22	11	30	162	4.5								
44	JEFFERSON, D.J.	1-0	02:55	2.9	1-1	1.000	1-1	1.000	0-0	.000	0	2	2	2.0	1	0	0	1	0	0	3	3.0								
1	DILIONE V, Freddie	18-0	93:21	5.2	12-23	.522	2-7	.286	4-5	.800	1	9	10	0.6	9	0	14	14	1	6	30	1.7								
43	CARR, Cameron	14-0	60:12	4.3	8-27	.296	5-18	.278	2-3	.667	0	9	9	0.6	9	0	7	4	2	1	23	1.6								
13	ESTRELLA, J.P.	25-0	123:56	5.0	15-21	.714	0-0	.000	10-14	.714	10	10	20	0.8	24	0	3	10	3	0	40	1.6								
12	PHILLIPS, Cade	13-0	78:18	6.0	2-3	.667	0-0	.000	8-9	.889	9	9	18	1.4	11	0	5	3	4	1	12	0.9								
35	COYNE, Colin	4-0	07:09	1.8	1-2	.500	0-0	.000	0-0	.000	0	1	1	0.3	1	0	0	0	0	1	2	0.5								
23	HURST, Grant	4-0	05:15	1.3	0-0	.000	0-0	.000	0-0	.000	0	1	1	0.3	1	0	0	2	0	0	0	0.0								
24	MAKAN, Kaylan	1-0	01:37	1.6	0-0	.000	0-0	.000	0-0	.000	0	0	0	0.0	0	0	0	0	0	0	0	0.0								
Team												36	66	102				11												
Total		36	7200		979-2223	.440	315-915	.344	563-750	.751	419	974	1393	38.7	629	9	600	367	166	280	2836	78.8								
Opponents		36	7200		814-2091	.389	268-859	.312	530-746	.710	382	883	1265	35.1	652	10	398	469	101	226	2426	67.4								

Team Statistics

	UT	OPP
Scoring	2836	2426
Points per game	78.8	67.4
Scoring margin	+11.4	-
Field goals-att	979-2223	814-2091
Field goal pct	.440	.389
3 point fg-att	315-915	268-859
3-point FG pct	.344	.312
3-pt FG made per game	8.8	7.4
Free throws-att	563-750	530-746
Free throw pct	.751	.710
F-Throws made per game	15.6	14.7
Rebounds	1393	1265
Rebounds per game	38.7	35.1
Rebounding margin	+3.6	-
Assists	600	398
Assists per game	16.7	11.1
Turnovers	367	469
Turnovers per game	10.2	13.0
Turnover margin	+2.8	-
Assist/turnover ratio	1.6	0.8
Steals	280	226
Steals per game	7.8	6.3
Blocks	166	101
Blocks per game	4.6	2.8
Winning streak	0	-
Home win streak	0	-
Attendance	314617	164601
Home games-Avg/Game	16-19664	11-14964
Neutral site-Avg/Game	-	9-12050

Team Results

Date	Opponent		Score	Att.
11/06/2023	Tennessee Tech	W	80-42	17047
11/10/2023	at Wisconsin	W	80-70	17287
11/14/2023	Wofford	W	82-61	16859
11/20/2023	vs Syracuse	W	73-56	4838
11/21/2023	vs Purdue	L	67-71	5257
11/22/2023	vs Kansas	L	60-69	5164
11/29/2023	at North Carolina	L	92-100	20756
12/05/2023	George Mason	W	87-66	16513
12/09/2023	Illinois	W	86-79	21678
12/12/2023	Ga. Southern	W	74-56	16013
12/16/2023	vs NC State	W	79-70	2481
12/21/2023	Tarleton St.	W	65-46	17609
01/02/2024	Norfolk St.	W	87-50	16858
01/06/2024	Ole Miss	W	90-64	21932
01/10/2024	at Mississippi St.	L	72-77	8160
01/13/2024	at Georgia	W	85-79	10523
01/16/2024	Florida	W	85-66	17332
01/20/2024	Alabama	W	91-71	21678
01/27/2024	at Vanderbilt	W	75-62	13852
01/30/2024	South Carolina	L	59-63	20667
02/03/2024	at Kentucky	W	103-92	20265
02/07/2024	LSU	W	88-68	21678
02/10/2024	at Texas A&M	L	69-85	12995
02/14/2024	at Arkansas	W	92-63	19200
02/17/2024	Vanderbilt	W	88-53	21678
02/20/2024	at Missouri	W	72-67	10089
02/24/2024	Texas A&M	W	86-51	22322
02/28/2024	Auburn	W	92-84	22547
03/02/2024	at Alabama	W	81-74	13474
03/06/2024	at South Carolina	W	66-59	18000
03/09/2024	Kentucky	L	81-85	22206
03/15/2024	vs Mississippi St.	L	56-73	17137
03/21/2024	vs Saint Peter's	W	83-49	18037
03/23/2024	vs Texas	W	62-58	18382
03/29/2024	vs Creighton	W	82-75	18574
03/31/2024	vs Purdue	L	66-72	18577

OUTLOOK

PLAYERS

STAFF

REVIEW

RESULTS

RECORDS

HONORS

POSTSEASON

VOLMANAC

MEDIA INFO



EXTENDED & PER 40 SEASON STATISTICS

Team Box Score Extended

No.	Player	Total				3-Point		F-Throw		Rebounds																	
		GP-GS	MIN	AVG	FG-FGA	FG%	3FG-3FGA	3FG%	FT-FTA	FT%	OFF	DEF	TOT	AVG	PF	DQ	A	A/G	TO	TO/G	A/TO	BLK	BLK/G	STL	STL/G	PTS	AVG
3	KNECHT, Dalton	36-36	1099:32	30.5	264-577	.458	93-234	.397	159-206	.772	28	148	176	4.9	64	0	65	1.81	61	1.69	1.07	23	0.64	25	0.69	780	21.7
5	ZEIGLER, Zakai	36-30	1137:46	31.6	134-341	.393	72-209	.344	84-119	.706	11	90	101	2.8	48	0	218	6.06	78	2.17	2.79	3	0.08	62	1.72	424	11.8
0	AIDOO, Jonas	36-36	892:53	24.8	173-336	.515	3-15	.200	62-99	.626	100	163	263	7.3	78	4	35	0.97	36	1.00	0.97	66	1.83	26	0.72	411	11.4
30	JAMES, Josiah-Jordan	36-36	1049:56	29.2	100-249	.402	43-126	.341	59-71	.831	56	173	229	6.4	72	0	68	1.89	37	1.03	1.84	23	0.64	49	1.36	302	8.4
2	GAINEY, Jordan	36-0	661:25	18.4	80-223	.359	39-134	.291	47-54	.870	17	45	62	1.7	55	0	44	1.22	31	0.86	1.42	7	0.19	31	0.86	246	6.8
25	VESCOVI, Santiago	35-34	883:34	25.2	68-185	.368	43-132	.326	43-54	.796	26	102	128	3.7	91	1	86	2.46	34	0.97	2.53	1	0.03	38	1.09	222	6.3
11	AWAKA, Tobe	35-0	457:54	13.1	65-110	.591	0-0	.000	49-66	.742	74	86	160	4.6	87	3	9	0.26	23	0.66	0.39	22	0.63	10	0.29	179	5.1
15	MASHACK, Jahmai	36-8	644:16	17.9	56-125	.448	14-39	.359	36-50	.720	51	60	111	3.1	78	1	46	1.28	22	0.61	2.09	11	0.31	30	0.83	162	4.5
44	JEFFERSON, D.J.	1-0	02:55	2.9	1-1	1.000	1-1	1.000	0-0	.000	0	2	2	2.0	1	0	0	0.00	1	1.00	0.00	0	0.00	0	0.00	3	3.0
1	DILUONE V, Freddie	18-0	93:21	5.2	12-23	.522	2-7	.286	4-5	.800	1	9	10	0.6	9	0	14	0.78	14	0.78	1.00	1	0.06	6	0.33	30	1.7
43	CARR, Cameron	14-0	60:12	4.3	8-27	.296	5-18	.278	2-3	.667	0	9	9	0.6	9	0	7	0.50	4	0.29	1.75	2	0.14	1	0.07	23	1.6
13	ESTRELLA, J.P.	25-0	123:56	5.0	15-21	.714	0-0	.000	10-14	.714	10	10	20	0.8	24	0	3	0.12	10	0.40	0.30	3	0.12	0	0.00	40	1.6
12	PHILLIPS, Cade	13-0	78:18	6.0	2-3	.667	0-0	.000	8-9	.889	9	9	18	1.4	11	0	5	0.38	3	0.23	1.67	4	0.31	1	0.08	12	0.9
35	COYNE, Colin	4-0	07:09	1.8	1-2	.500	0-0	.000	0-0	.000	0	1	1	0.3	1	0	0	0.00	0	0.00	0.00	0	0.00	1	0.25	2	0.5
23	HURST, Grant	4-0	05:15	1.3	0-0	.000	0-0	.000	0-0	.000	0	1	1	0.3	1	0	0	0.00	2	0.50	0.00	0	0.00	0	0.00	0	0.0
24	MAKAN, Kaylan	1-0	01:37	1.6	0-0	.000	0-0	.000	0-0	.000	0	0	0	0.0	0	0	0	0.00	0	0.00	0.00	0	0.00	0	0.00	0	0.0
Total		36	7200		979-2223	.440	315-915	.344	563-750	.751	419	974	1393	38.7	629	9	600	16.67	367	10.19	1.63	166	4.61	280	7.78	2836	78.8
Opponents		36	7200		814-2091	.389	268-859	.312	530-746	.710	382	883	1265	35.1	652	10	398	11.06	469	13.03	0.85	101	2.81	226	6.28	2426	67.4

##	Player	min	fgm	fga	pct	3fgm	3fga	pct	ftm	fta	pct	oreb	dreb	treb	pf	a	to	blk	stl	pts
0	AIDOO, Jonas	40	7.8	15.1	.515	0.1	0.7	.200	2.8	4.4	.626	4.5	7.3	11.8	3.5	1.6	1.6	3.0	1.2	18.4
11	AWAKA, Tobe	40	5.7	9.6	.591	0.0	0.0	.000	4.3	5.8	.742	6.5	7.5	14.0	7.6	0.8	2.0	1.9	0.9	15.6
43	CARR, Cameron	40	5.3	17.9	.296	3.3	12.0	.278	1.3	2.0	.667	0.0	6.0	6.0	6.0	4.7	2.7	1.3	0.7	15.3
35	COYNE, Colin	40	5.6	11.2	.500	0.0	0.0	.000	0.0	0.0	.000	0.0	5.6	5.6	5.6	0.0	0.0	0.0	5.6	11.2
1	DILIONE V, Freddie	40	5.1	9.9	.522	0.9	3.0	.286	1.7	2.1	.800	0.4	3.9	4.3	3.9	6.0	6.0	0.4	2.6	12.9
13	ESTRELLA, J.P.	40	4.8	6.8	.714	0.0	0.0	.000	3.2	4.5	.714	3.2	3.2	6.5	7.7	1.0	3.2	1.0	0.0	12.9
2	GAINEY, Jordan	40	4.8	13.5	.359	2.4	8.1	.291	2.8	3.3	.870	1.0	2.7	3.7	3.3	2.7	1.9	0.4	1.9	14.9
23	HURST, Grant	40	0.0	0.0	.000	0.0	0.0	.000	0.0	0.0	.000	0.0	7.6	7.6	7.6	0.0	15.2	0.0	0.0	0.0
30	JAMES, Josiah-Jordan	40	3.8	9.5	.402	1.6	4.8	.341	2.2	2.7	.831	2.1	6.6	8.7	2.7	2.6	1.4	0.9	1.9	11.5
44	JEFFERSON, D.J.	40	13.7	13.7	1.000	13.7	13.7	1.000	0.0	0.0	.000	0.0	27.4	27.4	13.7	0.0	13.7	0.0	0.0	41.1
3	KNECHT, Dalton	40	9.6	21.0	.458	3.4	8.5	.397	5.8	7.5	.772	1.0	5.4	6.4	2.3	2.4	2.2	0.8	0.9	28.4
24	MAKAN, Kaylan	40	0.0	0.0	.000	0.0	0.0	.000	0.0	0.0	.000	0.0	0.0	0.0	0.0	0.0	0.0	0.0	0.0	0.0
15	MASHACK, Jahmai	40	3.5	7.8	.448	0.9	2.4	.359	2.2	3.1	.720	3.2	3.7	6.9	4.8	2.9	1.4	0.7	1.9	10.1
12	PHILLIPS, Cade	40	1.0	1.5	.667	0.0	0.0	.000	4.1	4.6	.889	4.6	4.6	9.2	5.6	2.6	1.5	2.0	0.5	6.1
25	VESCOVI, Santiago	40	3.1	8.4	.368	1.9	6.0	.326	1.9	2.4	.796	1.2	4.6	5.8	4.1	3.9	1.5	0.0	1.7	10.1
5	ZEIGLER, Zakai	40	4.7	12.0	.393	2.5	7.3	.344	3.0	4.2	.706	0.4	3.2	3.6	1.7	7.7	2.7	0.1	2.2	14.9

Note: All statistics are pro-rated based on an average per 40-minute game.

Game Records

Record	Overall	Home	Away	Neutral
ALL GAMES	14-4	7-2	7-2	0-0
CONFERENCE	14-4	7-2	7-2	0-0
NON-CONFERENCE	0-0	0-0	0-0	0-0

Score by Periods

Team	1st	2nd	OT	TOT
Tennessee	685	790	0	1475
Opponents	602	661	0	1263

Team Box Score

No.	Player				Total		3-Point		F-Throw		Rebounds														
		GP-GS	MIN	AVG	FG-FGA	FG%	3FG-3FGA	3FG%	FT-FTA	FT%	OFF	DEF	TOT	AVG	PF	DQ	A	TO	BLK	STL	PTS	AVG			
3	KNECHT, Dalton	18-18	56:35	31.3	156-322	.484	56-132	.424	91-124	.734	14	80	94	5.2	37	0	34	30	14	15	459	25.5			
5	ZEIGLER, Zakai	18-18	614:35	34.1	79-181	.436	41-111	.369	54-77	.701	8	54	62	3.4	23	0	126	40	3	38	253	14.1			
0	AIDOO, Jonas	18-18	491:23	27.3	104-190	.547	0-3	.000	32-53	.604	60	89	149	8.3	48	2	16	17	40	12	240	13.3			
30	JAMES, Josiah-Jordan	18-18	504:16	28.0	42-116	.362	16-60	.267	23-25	.920	25	82	107	5.9	35	0	28	15	11	22	123	6.8			
25	VESCOVI, Santiago	18-18	452:55	25.2	33-91	.363	23-66	.348	17-23	.739	11	51	62	3.4	45	0	46	18	1	20	106	5.9			
2	GAINEY, Jordan	18-0	302:48	16.8	29-82	.354	14-52	.269	30-34	.882	9	21	30	1.7	26	0	20	14	3	13	102	5.7			
11	AWAKA, Tobe	18-0	233:49	13.0	33-50	.660	0-0	.000	26-35	.743	32	43	75	4.2	45	1	0	14	8	6	92	5.1			
15	MASHACK, Jahmai	18-0	315:53	17.5	26-61	.426	7-19	.368	9-17	.529	29	22	51	2.8	40	0	24	11	2	15	68	3.8			
43	CARR, Cameron	6-0	25:03	4.2	4-13	.308	2-8	.250	0-0	.000	0	1	1	0.2	6	0	2	1	0	1	10	1.7			
13	ESTRELLA, J.P.	9-0	33:07	3.7	4-5	.800	0-0	.000	3-4	.750	4	4	8	0.9	5	0	1	3	1	0	11	1.2			
1	DILIONE V, Freddie	9-0	40:02	4.4	3-8	.375	1-4	.250	2-2	1.000	1	1	2	0.2	4	0	7	6	1	5	9	1.0			
12	PHILLIPS, Cade	3-0	16:38	5.5	0-0	.000	0-0	.000	2-2	1.000	3	2	5	1.7	3	0	2	0	0	0	2	0.7			
28	HURST, Grant	1-0	02:02	2.0	0-0	.000	0-0	.000	0-0	.000	0	1	1	1.0	0	0	0	1	0	0	0	0.0			
35	COYNE, Colin	1-0	03:55	3.9	0-0	.000	0-0	.000	0-0	.000	0	1	1	1.0	0	0	0	0	0	0	0	0.0			
Team											14	37	51					6							
Total		18	3600		513-1119	.458	160-455	.352	289-396	.730	210	489	699	38.8	317	3	306	176	84	147	1475	81.9			
Opponents		18	3600		423-1074	.394	155-471	.329	262-365	.718	207	440	647	35.9	338	8	212	236	58	117	1263	70.2			

Team Statistics

	UT	OPP
Scoring	1475	1263
Points per game	81.9	70.2
Scoring margin	+11.8	-
Field goals-att	513-1119	423-1074
Field goal pct	.458	.394
3 point fg-att	160-455	155-471
3-point FG pct	.352	.329
3-pt FG made per game	8.9	8.6
Free throws-att	289-396	262-365
Free throw pct	.730	.718
F-Throws made per game	16.1	14.6
Rebounds	699	647
Rebounds per game	38.8	35.9
Rebounding margin	+2.9	-
Assists	306	212
Assists per game	17.0	11.8
Turnovers	176	236
Turnovers per game	9.8	13.1
Turnover margin	+3.3	-
Assist/turnover ratio	1.7	0.9
Steals	147	117
Steals per game	8.2	6.5
Blocks	84	58
Blocks per game	4.7	3.2
Winning streak	0	-
Home win streak	0	-
Attendance	192040	126558
Home games-Avg/Game	9-21338	9-14062
Neutral site-Avg/Game	-	0-0

Team Results

Date	Opponent		Score	Att.
01/06/2024	Ole Miss	W	90-64	21932
01/10/2024	at Mississippi St.	L	72-77	8160
01/13/2024	at Georgia	W	85-79	10523
01/16/2024	Florida	W	85-66	17332
01/20/2024	Alabama	W	91-71	21678
01/27/2024	at Vanderbilt	W	75-62	13852
01/30/2024	South Carolina	L	59-63	20667
02/03/2024	at Kentucky	W	103-92	20265
02/07/2024	LSU	W	88-68	21678
02/10/2024	at Texas A&M	L	69-85	12995
02/14/2024	at Arkansas	W	92-63	19200
02/17/2024	Vanderbilt	W	88-53	21678
02/20/2024	at Missouri	W	72-67	10089
02/24/2024	Texas A&M	W	86-51	22322
02/28/2024	Auburn	W	92-84	22547
03/02/2024	at Alabama	W	81-74	13474
03/06/2024	at South Carolina	W	66-59	18000
03/09/2024	Kentucky	L	81-85	22206

OUTLOOK

PLAYERS

STAFF

REVIEW

RESULTS

RECORDS

HONORS

POSTSEASON

VOLMANAC

MEDIA INFO



OVERALL/SEC STATISTICS COMPARISON

Summary

	Overall Statistics										Conference Statistics									
Player	GP-GS	MIN/G	FG%	3FG%	FT%	R/G	A/G	STL	BLK	PTS/G	GP-GS	MIN/G	FG%	3FG%	FT%	R/G	A/G	STL	BLK	PTS/G
KNECHT, Dalton	36-36	30.5	.458	.397	.772	4.9	1.8	25	23	21.7	18-18	31.3	.484	.424	.734	5.2	1.9	15	14	25.5
ZEIGLER, Zakai	36-30	31.6	.393	.344	.706	2.8	6.1	62	3	11.8	18-18	34.1	.436	.369	.701	3.4	7.0	38	3	14.1
AIDOO, Jonas	36-36	24.8	.515	.200	.626	7.3	1.0	26	66	11.4	18-18	27.3	.547	.000	.604	8.3	0.9	12	40	13.3
JAMES, Josiah-Jordan	36-36	29.2	.402	.341	.831	6.4	1.9	49	23	8.4	18-18	28.0	.362	.267	.920	5.9	1.6	22	11	6.8
GAINEY, Jordan	36-0	18.4	.359	.291	.870	1.7	1.2	31	7	6.8	18-0	16.8	.354	.269	.882	1.7	1.1	13	3	5.7
VESCOVI, Santiago	35-34	25.2	.368	.326	.796	3.7	2.5	38	1	6.3	18-18	25.2	.363	.348	.739	3.4	2.6	20	1	5.9
AWAKA, Tobe	35-0	13.1	.591	.000	.742	4.6	0.3	10	22	5.1	18-0	13.0	.660	.000	.743	4.2	0.0	6	8	5.1
MASHACK, Jahmai	36-8	17.9	.448	.359	.720	3.1	1.3	30	11	4.5	18-0	17.5	.426	.368	.529	2.8	1.3	15	2	3.8
JEFFERSON, D.J.	1-0	2.9	1.000	1.000	.000	2.0	0.0	0	0	3.0	0-0	0.0	.000	.000	.000	0.0	0.0	0	0	0.0
DILIONE V, Freddie	18-0	5.2	.522	.286	.800	0.6	0.8	6	1	1.7	9-0	4.4	.375	.250	1.000	0.2	0.8	5	1	1.0
CARR, Cameron	14-0	4.3	.296	.278	.667	0.6	0.5	1	2	1.6	6-0	4.2	.308	.250	.000	0.2	0.3	1	0	1.7
ESTRELLA, J.P.	25-0	5.0	.714	.000	.714	0.8	0.1	0	3	1.6	9-0	3.7	.800	.000	.750	0.9	0.1	0	1	1.2
PHILLIPS, Cade	13-0	6.0	.667	.000	.889	1.4	0.4	1	4	0.9	3-0	5.5	.000	.000	1.000	1.7	0.7	0	0	0.7
COYNE, Colin	4-0	1.8	.500	.000	.000	0.3	0.0	1	0	0.5	1-0	3.9	.000	.000	.000	1.0	0.0	0	0	0.0
HURST, Grant	4-0	1.3	.000	.000	.000	0.3	0.0	0	0	0.0	1-0	2.0	.000	.000	.000	1.0	0.0	0	0	0.0
MAKAN, Kaylan	1-0	1.6	.000	.000	.000	0.0	0.0	0	0	0.0	0-0	0.0	.000	.000	.000	0.0	0.0	0	0	0.0
Totals	36		.440	.344	.751	38.7	16.7	280	166	78.8	18		.458	.352	.730	38.8	17.0	147	84	81.9
Opponent	36		.389	.312	.710	35.1	11.1	226	101	67.4	18		.394	.329	.718	35.9	11.8	117	58	70.2

Scoring

	Overall Statistics								Conference Statistics							
Player	FG-FGA	FG%	3FG-3FGA	3FG%	FT-FTA	FT%	PTS	PTS/G	FG-FGA	FG%	3FG-3FGA	3FG%	FT-FTA	FT%	PTS	PTS/G
KNECHT, Dalton	264-577	.458	93-234	.397	159-206	.772	780	21.7	156-322	.484	56-132	.424	91-124	.734	459	25.5
ZEIGLER, Zakai	134-341	.393	72-209	.344	84-119	.706	424	11.8	79-181	.436	41-111	.369	54-77	.701	253	14.1
AIDOO, Jonas	173-336	.515	3-15	.200	62-99	.626	411	11.4	104-190	.547	0-3	.000	32-53	.604	240	13.3
JAMES, Josiah-Jordan	100-249	.402	43-126	.341	59-71	.831	302	8.4	42-116	.362	16-60	.267	23-25	.920	123	6.8
GAINEY, Jordan	80-223	.359	39-134	.291	47-54	.870	246	6.8	29-82	.354	14-52	.269	30-34	.882	102	5.7
VESCOVI, Santiago	68-185	.368	43-132	.326	43-54	.796	222	6.3	33-91	.363	23-66	.348	17-23	.739	106	5.9
AWAKA, Tobe	65-110	.591	0-0	.000	49-66	.742	179	5.1	33-50	.660	0-0	.000	26-35	.743	92	5.1
MASHACK, Jahmai	56-125	.448	14-39	.359	36-50	.720	162	4.5	26-61	.426	7-19	.368	9-17	.529	68	3.8
JEFFERSON, D.J.	1-1	1.000	1-1	1.000	0-0	.000	3	3.0	0-0	.000	0-0	.000	0-0	.000	0	0.0
DILIONE V, Freddie	12-23	.522	2-7	.286	4-5	.800	30	1.7	3-8	.375	1-4	.250	2-2	1.000	9	1.0
CARR, Cameron	8-27	.296	5-18	.278	2-3	.667	23	1.6	4-13	.308	2-8	.250	0-0	.000	10	1.7
ESTRELLA, J.P.	15-21	.714	0-0	.000	10-14	.714	40	1.6	4-5	.800	0-0	.000	3-4	.750	11	1.2
PHILLIPS, Cade	2-3	.667	0-0	.000	8-9	.889	12	0.9	0-0	.000	0-0	.000	2-2	1.000	2	0.7
COYNE, Colin	1-2	.500	0-0	.000	0-0	.000	2	0.5	0-0	.000	0-0	.000	0-0	.000	0	0.0
HURST, Grant	0-0	.000	0-0	.000	0-0	.000	0	0.0	0-0	.000	0-0	.000	0-0	.000	0	0.0
MAKAN, Kaylan	0-0	.000	0-0	.000	0-0	.000	0	0.0	0-0	.000	0-0	.000	0-0	.000	0	0.0
Totals	979-2223	.440	315-915	.344	563-750	.751	2836	78.8	513-1119	.458	160-455	.352	289-396	.730	1475	81.9
Opponent	814-2091	.389	268-859	.312	530-746	.710	2426	67.4	423-1074	.394	155-471	.329	262-365	.718	1263	70.2

OVERALL/SEC STATISTICS COMPARISON

Totals

	Overall Statistics										Conference Statistics									
Player	O-REB	D-REB	TOTAL	PF	FO	A	TO	A/TO	HI PTS	O-REB	D-REB	TOTAL	PF	FO	A	TO	A/TO	HI PTS		
KNECHT, Dalton	28	148	176	64	0	65	61	1.1	40	14	80	94	37	0	34	30	1.1	40		
ZEIGLER, Zakai	11	90	101	48	0	218	78	2.8	26	8	54	62	23	0	126	40	3.2	26		
AIDOO, Jonas	100	163	263	78	4	35	36	1.0	29	60	89	149	48	2	16	17	0.9	24		
JAMES, Josiah-Jordan	56	173	229	72	0	68	37	1.8	26	25	82	107	35	0	28	15	1.9	26		
GAINEY, Jordan	17	45	62	55	0	44	31	1.4	18	9	21	30	26	0	20	14	1.4	18		
VESCOVI, Santiago	26	102	128	91	1	86	34	2.5	21	11	51	62	45	0	46	18	2.6	12		
AWAKA, Tobe	74	86	160	87	3	9	23	0.4	18	32	43	75	45	1	0	14	0.0	18		
MASHACK, Jahmai	51	60	111	78	1	46	22	2.1	11	29	22	51	40	0	24	11	2.2	10		
JEFFERSON, D.J.	0	2	2	1	0	0	1	0.0	3	0	0	0	0	0	0	0	0.0	0		
DILIONE V, Freddie	1	9	10	9	0	14	14	1.0	7	1	1	2	4	0	7	6	1.2	5		
CARR, Cameron	0	9	9	9	0	7	4	1.8	8	0	1	1	6	0	2	1	2.0	8		
ESTRELLA, J.P.	10	10	20	24	0	3	10	0.3	7	4	4	8	5	0	1	3	0.3	7		
PHILLIPS, Cade	9	9	18	11	0	5	3	1.7	4	3	2	5	3	0	2	0	2.0	2		
COYNE, Colin	0	1	1	1	0	0	0	0.0	2	0	1	1	0	0	0	0	0.0	0		
HURST, Grant	0	1	1	1	0	0	2	0.0	0	0	1	1	0	0	0	1	0.0	0		
MAKAN, Kaylan	0	0	0	0	0	0	0	0.0	0	0	0	0	0	0	0	0	0.0	0		
Totals	419	974	1393	629	9	600	367	1.6	103	210	489	699	317	3	306	176	1.7	103		
Opponent	382	883	1265	652	10	398	469	0.8	100	207	440	647	338	8	212	236	0.9	92		



Dalton Knecht, who scored 36 points at Georgia to help Tennessee turn a 75-64 deficit with under six-and-a-half minutes left into an 85-79 win, finished eighth nationally in scoring average (21.7), third in road scoring average (24.8) and first in conference-only scoring average (25.5). The latter two figures both put him second among SEC players in a single campaign over the last 20 seasons (2004-24).

OUTLOOK	
PLAYERS	
STAFF	
REVIEW	
RESULTS	
RECORDS	
HONORS	
POSTSEASON	
VOLMANAC	
MEDIA INFO	



NON-CONFERENCE STATISTICS

Game Records

Record	Overall	Home	Away	Neutral
ALL GAMES	13-5	7-0	1-1	5-4
CONFERENCE	0-0	0-0	0-0	0-0
NON-CONFERENCE	13-5	7-0	1-1	5-4

Score by Periods

Team	1st	2nd	OT	TOT
Tennessee	654	707	0	1361
Opponents	534	629	0	1163

Team Box Score

No.	Player	Total					3-Point		F-Throw		Rebounds								TO	BLK	STL	PTS	AVG
		GP-GS	MIN	AVG	FG-FGA	FG%	3FG-3FGA	3FG%	FT-FTA	FT%	OFF	DEF	TOT	AVG	PF	DQ	A						
3	KNECHT, Dalton	18-18	535:57	29.8	108-255	.424	37-102	.363	68-82	.829	14	68	82	4.6	27	0	31	31	9	10	321	17.8	
30	JAMES, Josiah-Jordan	18-18	545:40	30.3	58-133	.436	27-66	.409	36-46	.783	31	91	122	6.8	37	0	40	22	12	27	179	9.9	
0	AIDOO, Jonas	18-18	401:30	22.3	69-146	.473	3-12	.250	30-46	.652	40	74	114	6.3	30	2	19	19	26	14	171	9.5	
5	ZEIGLER, Zakai	18-12	523:11	29.1	55-160	.344	31-98	.316	30-42	.714	3	36	39	2.2	25	0	92	38	0	24	171	9.5	
2	GAINEY, Jordan	18-0	358:37	19.9	51-141	.362	25-82	.305	17-20	.850	8	24	32	1.8	29	0	24	17	4	18	144	8.0	
25	VESCOVI, Santiago	17-16	430:40	25.3	35-94	.372	20-66	.303	26-31	.839	15	51	66	3.9	46	1	40	16	0	18	116	6.8	
15	MASHACK, Jahmai	18-8	328:24	18.2	30-64	.469	7-20	.350	27-33	.818	22	38	60	3.3	38	1	22	11	9	15	94	5.2	
11	AWAKA, Tobe	17-0	224:05	13.2	32-60	.533	0-0	.000	23-31	.742	42	43	85	5.0	42	2	9	9	14	4	87	5.1	
44	JEFFERSON, D.J.	1-0	02:55	2.9	1-1	1.000	1-1	1.000	0-0	.000	0	2	2	1.0	1	0	0	1	0	0	3	3.0	
1	DILIONE V, Freddie	9-0	53:19	5.9	9-15	.600	1-3	.333	2-3	.667	0	8	8	0.9	5	0	7	8	0	1	21	2.3	
13	ESTRELLA, J.P.	16-0	90:49	5.7	11-16	.688	0-0	.000	7-10	.700	6	6	12	0.8	19	0	2	7	2	0	29	1.8	
43	CARR, Cameron	8-0	35:09	4.4	4-14	.286	3-10	.300	2-3	.667	0	8	8	1.0	3	0	5	3	2	0	13	1.6	
12	PHILLIPS, Cade	10-0	61:40	6.2	2-3	.667	0-0	.000	6-7	.857	6	7	13	1.3	8	0	3	3	4	1	10	1.0	
35	COYNE, Colin	3-0	03:14	1.1	1-2	.500	0-0	.000	0-0	.000	0	0	0	0.0	1	0	0	0	0	1	2	0.7	
23	HURST, Grant	3-0	03:14	1.1	0-0	.000	0-0	.000	0-0	.000	0	0	0	0.0	1	0	0	1	0	0	0	0.0	
24	MAKAN, Kaylan	1-0	01:37	1.6	0-0	.000	0-0	.000	0-0	.000	0	0	0	0.0	0	0	0	0	0	0	0	0.0	
Team												22	29	51				5					
Total		18	3600		466-1104	.422	155-460	.337	274-354	.774	209	485	694	38.6	312	6	294	191	82	133	1361	75.6	
Opponents		18	3600		391-1017	.384	113-388	.291	268-381	.703	175	443	618	34.3	314	2	186	233	43	109	1163	64.6	

Team Statistics

	UT	OPP
Scoring	1361	1163
Points per game	75.6	64.6
Scoring margin	+11.0	-
Field goals-att	466-1104	391-1017
Field goal pct	.422	.384
3 point fg-att	155-460	113-388
3-point FG pct	.337	.291
3-pt FG made per game	8.6	6.3
Free throws-att	274-354	268-381
Free throw pct	.774	.703
F-Throws made per game	15.2	14.9
Rebounds	694	618
Rebounds per game	38.6	34.3
Rebounding margin	+4.2	-
Assists	294	186
Assists per game	16.3	10.3
Turnovers	191	233
Turnovers per game	10.6	12.9
Turnover margin	+2.3	-
Assist/turnover ratio	1.5	0.8
Steals	133	109
Steals per game	7.4	6.1
Blocks	82	43
Blocks per game	4.6	2.4
Winning streak	0	-
Home win streak	7	-
Attendance	122577	38043
Home games-Avg/Game	7-17511	2-19022
Neutral site-Avg/Game	-	9-12050

Team Results

Date	Opponent		Score	Att.
11/06/2023	Tennessee Tech	W	80-42	17047
11/10/2023	at Wisconsin	W	80-70	17287
11/14/2023	Wofford	W	82-61	16859
11/20/2023	vs Syracuse	W	73-56	4838
11/21/2023	vs Purdue	L	67-71	5257
11/22/2023	vs Kansas	L	60-69	5164
11/29/2023	at North Carolina	L	92-100	20756
12/05/2023	George Mason	W	87-66	16513
12/09/2023	Illinois	W	86-79	21678
12/12/2023	Ga. Southern	W	74-56	16013
12/16/2023	vs NC State	W	79-70	2481
12/21/2023	Tarleton St.	W	65-46	17609
01/02/2024	Norfolk St.	W	87-50	16858
03/15/2024	vs Mississippi St.	L	56-73	17137
03/21/2024	vs Saint Peter's	W	83-49	18037
03/23/2024	vs Texas	W	62-58	18382
03/29/2024	vs Creighton	W	82-75	18574
03/31/2024	vs Purdue	L	66-72	18577

Game Records

Record	Overall	Home	Away	Neutral
ALL GAMES	27-0	14-0	8-0	5-0
CONFERENCE	14-0	7-0	7-0	0-0
NON-CONFERENCE	13-0	7-0	1-0	5-0

Score by Periods

Team	1st	2nd	OT	TOT
Tennessee	1076	1138	0	2214
Opponents	796	935	0	1731

Team Box Score

No.	Player				Total		3-Point		F-Throw		Rebounds															
		GP-GS	MIN	AVG	FG-FGA	FG%	3FG-3FGA	3FG%	FT-FTA	FT%	OFF	DEF	TOT	AVG	PF	DQ	A	TO	BLK	STL	PTS	AVG				
3	KNECHT, Dalton	27-27	791:02	29.3	182-396	.460	58-151	.384	120-150	.800	21	108	129	4.8	49	0	52	42	18	19	542	20.1				
0	AIDOO, Jonas	27-27	698:21	25.9	148-277	.534	3-14	.214	49-81	.605	79	133	212	7.9	48	1	33	30	53	18	348	12.9				
5	ZEIGLER, Zakai	27-23	845:35	31.3	99-236	.419	55-140	.393	68-91	.747	8	69	77	2.9	29	0	171	57	2	52	321	11.9				
30	JAMES, Josiah-Jordan	27-27	752:28	27.9	81-192	.422	36-97	.371	52-63	.825	40	135	175	6.5	48	0	55	28	15	31	250	9.3				
2	GAINEY, Jordan	27-0	484:57	18.0	62-161	.385	29-91	.319	39-44	.886	16	34	50	1.9	44	0	36	26	5	21	192	7.1				
25	VESCOVI, Santiago	26-26	673:16	25.9	53-135	.393	35-100	.350	31-39	.795	21	86	107	4.1	67	1	64	25	1	26	172	6.6				
11	AWAKA, Tobe	27-0	357:14	13.2	55-91	.604	0-0	.000	44-58	.759	60	70	130	4.8	63	0	9	18	20	8	154	5.7				
15	MASHACK, Jahmai	27-5	485:03	18.0	44-95	.463	13-32	.406	28-37	.757	35	48	83	3.1	51	0	39	18	10	22	129	4.8				
44	JEFFERSON, D.J.	1-0	02:55	2.9	1-1	1.000	1-1	1.000	0-0	.000	0	2	2	2.0	1	0	0	1	0	0	3	3.0				
1	DILIONE V, Freddie	15-0	88:25	5.9	12-23	.522	2-7	.286	4-5	.800	1	9	10	0.7	9	0	14	14	1	6	30	2.0				
13	ESTRELLA, J.P.	19-0	83:57	4.4	13-17	.765	0-0	.000	10-14	.714	9	5	14	0.7	14	0	2	9	3	0	36	1.9				
43	CARR, Cameron	13-0	60:02	4.6	8-26	.308	5-17	.294	2-3	.667	0	9	9	0.7	9	0	7	4	2	1	23	1.8				
12	PHILLIPS, Cade	11-0	62:43	5.7	2-3	.667	0-0	.000	8-8	1.000	7	7	14	1.3	7	0	4	1	3	1	12	1.1				
35	COYNE, Colin	4-0	07:09	1.8	1-2	.500	0-0	.000	0-0	.000	0	1	1	0.3	1	0	0	0	0	1	2	0.5				
23	HURST, Grant	4-0	05:15	1.3	0-0	.000	0-0	.000	0-0	.000	0	1	1	0.3	1	0	0	2	0	0	0	0.0				
24	MAKAN, Kaylan	1-0	01:37	1.6	0-0	.000	0-0	.000	0-0	.000	0	0	0	0.0	0	0	0	0	0	0	0	0.0				
Team											29	52	81					6								
Total		27	5400		761-1655	.460	237-650	.365	455-593	.767	326	769	1095	40.6	441	2	486	281	133	206	2214	82.0				
Opponents		27	5400		590-1597	.369	199-672	.296	352-495	.711	287	619	906	33.6	505	8	273	350	73	167	1731	64.1				

Team Statistics

	UT	OPP
Scoring	2214	1731
Points per game	82.0	64.1
Scoring margin	+17.9	-
Field goals-att	761-1655	590-1597
Field goal pct	.460	.369
3 point fg-att	237-650	199-672
3-point FG pct	.365	.296
3-pt FG made per game	8.8	7.4
Free throws-att	455-593	352-495
Free throw pct	.767	.711
F-Throws made per game	16.9	13.0
Rebounds	1095	906
Rebounds per game	40.6	33.6
Rebounding margin	+7.0	-
Assists	486	273
Assists per game	18.0	10.1
Turnovers	281	350
Turnovers per game	10.4	13.0
Turnover margin	+2.6	-
Assist/turnover ratio	1.7	0.8
Steals	206	167
Steals per game	7.6	6.2
Blocks	133	73
Blocks per game	4.9	2.7
Winning streak	27	-
Home win streak	14	-
Attendance	271744	122690
Home games-Avg/Game	14-19410	8-15336
Neutral site-Avg/Game	-	5-12462

Team Results

Date	Opponent		Score	Att.
11/06/2023	Tennessee Tech	W	80-42	17047
11/10/2023	at Wisconsin	W	80-70	17287
11/14/2023	Wofford	W	82-61	16859
11/20/2023	vs Syracuse	W	73-56	4838
12/05/2023	George Mason	W	87-66	16513
12/09/2023	Illinois	W	86-79	21678
12/12/2023	Ga. Southern	W	74-56	16013
12/16/2023	vs NC State	W	79-70	2481
12/21/2023	Tarleton St.	W	65-46	17609
01/02/2024	Norfolk St.	W	87-50	16858
01/06/2024	Ole Miss	W	90-64	21932
01/13/2024	at Georgia	W	85-79	10523
01/16/2024	Florida	W	85-66	17332
01/20/2024	Alabama	W	91-71	21678
01/27/2024	at Vanderbilt	W	75-62	13852
02/03/2024	at Kentucky	W	103-92	20265
02/07/2024	LSU	W	88-68	21678
02/14/2024	at Arkansas	W	92-63	19200
02/17/2024	Vanderbilt	W	88-53	21678
02/20/2024	at Missouri	W	72-67	10089
02/24/2024	Texas A&M	W	86-51	22322
02/28/2024	Auburn	W	92-84	22547
03/02/2024	at Alabama	W	81-74	13474
03/06/2024	at South Carolina	W	66-59	18000
03/21/2024	vs Saint Peter's	W	83-49	18037
03/23/2024	vs Texas	W	62-58	18382
03/29/2024	vs Creighton	W	82-75	18574

OUTLOOK

PLAYERS

STAFF

REVIEW

RESULTS

RECORDS

HONORS

POSTSEASON

VOLMANAC

MEDIA INFO



Game Records

Record	Overall	Home	Away	Neutral
ALL GAMES	0-9	0-2	0-3	0-4
CONFERENCE	0-4	0-2	0-2	0-0
NON-CONFERENCE	0-5	0-0	0-1	0-4

Score by Periods

Team	1st	2nd	OT	TOT
Tennessee	263	359	0	622
Opponents	340	355	0	695

Team Box Score

No.	Player				Total		3-Point		F-Throw		Rebounds														
		GP-GS	MIN	AVG	FG-FGA	FG%	3FG-3FGA	3FG%	FT-FTA	FT%	OFF	DEF	TOT	AVG	PF	DQ	A	TO	BLK	STL	PTS	AVG			
3	KNECHT, Dalton	9-9	308:30	34.3	82-181	.453	35-83	.422	39-56	.696	7	40	47	5.2	15	0	13	19	5	6	238	26.4			
5	ZEIGLER, Zakai	9-7	292:11	32.5	35-105	.333	17-69	.246	16-28	.571	3	21	24	2.7	19	0	47	21	1	10	103	11.4			
0	AIDOO, Jonas	9-9	194:31	21.6	25-59	.424	0-1	.000	13-18	.722	21	30	51	5.7	30	3	2	6	13	8	63	7.0			
2	GAINEY, Jordan	9-0	176:28	19.6	18-62	.290	10-43	.233	8-10	.800	1	11	12	1.3	11	0	8	5	2	10	54	6.0			
30	JAMES, Josiah-Jordan	9-9	297:28	33.1	19-57	.333	7-29	.241	7-8	.875	16	38	54	6.0	24	0	13	9	8	18	52	5.8			
25	VESCOVI, Santiago	9-8	210:18	23.4	15-50	.300	8-32	.250	12-15	.800	5	16	21	2.3	24	0	22	9	0	12	50	5.6			
15	MASHACK, Jahmai	9-3	159:14	17.7	12-30	.400	1-7	.143	8-13	.615	16	12	28	3.1	27	1	7	4	1	8	33	3.7			
11	AWAKA, Tobe	8-0	100:40	12.6	10-19	.526	0-0	.000	5-8	.625	14	16	30	3.8	24	3	0	5	2	2	25	3.1			
13	ESTRELLA, J.P.	6-0	39:59	6.7	2-4	.500	0-0	.000	0-0	.000	1	5	6	1.0	10	0	1	1	0	0	4	0.7			
1	DILIONE V, Freddie	3-0	04:56	1.6	0-0	.000	0-0	.000	0-0	.000	0	0	0	0.0	0	0	0	0	0	0	0	0.0			
43	CARR, Cameron	1-0	00:10	0.2	0-1	.000	0-1	.000	0-0	.000	0	0	0	0.0	0	0	0	0	0	0	0	0.0			
12	PHILLIPS, Cade	2-0	15:35	7.8	0-0	.000	0-0	.000	0-1	.000	2	2	4	2.0	4	0	1	2	1	0	0	0.0			
Team											7	14	21				5								
Total		9	1800		218-568	.384	78-265	.294	108-157	.688	93	205	298	33.1	188	7	114	86	33	74	622	69.1			
Opponents		9	1800		224-494	.453	69-187	.369	178-251	.709	95	264	359	39.9	147	2	125	119	28	59	695	77.2			

Team Statistics

	UT	OPP
Scoring	622	695
Points per game	69.1	77.2
Scoring margin	-8.1	-
Field goals-att	218-568	224-494
Field goal pct	.384	.453
3 point fg-att	78-265	69-187
3-point FG pct	.294	.369
3-pt FG made per game	8.7	7.7
Free throws-att	108-157	178-251
Free throw pct	.688	.709
F-Throws made per game	12.0	19.8
Rebounds	298	359
Rebounds per game	33.1	39.9
Rebounding margin	-6.8	-
Assists	114	125
Assists per game	12.7	13.9
Turnovers	86	119
Turnovers per game	9.6	13.2
Turnover margin	+3.7	-
Assist/turnover ratio	1.3	1.1
Steals	74	59
Steals per game	8.2	6.6
Blocks	33	28
Blocks per game	3.7	3.1
Winning streak	0	-
Home win streak	0	-
Attendance	42873	41911
Home games-Avg/Game	2-21437	3-13970
Neutral site-Avg/Game	-	4-11534

Team Results

Date	Opponent		Score	Att.
11/21/2023	vs Purdue	L	67-71	5257
11/22/2023	vs Kansas	L	60-69	5164
11/29/2023	at North Carolina	L	92-100	20756
01/10/2024	at Mississippi St.	L	72-77	8160
01/30/2024	South Carolina	L	59-63	20667
02/10/2024	at Texas A&M	L	69-85	12995
03/09/2024	Kentucky	L	81-85	22206
03/15/2024	vs Mississippi St.	L	56-73	17137
03/31/2024	vs Purdue	L	66-72	18577

Game Records

Record	Overall	Home	Away	Neutral
ALL GAMES	14-2	14-2	0-0	0-0
CONFERENCE	7-2	7-2	0-0	0-0
NON-CONFERENCE	7-0	7-0	0-0	0-0

Score by Periods

Team	1st	2nd	OT	TOT
Tennessee	652	669	0	1321
Opponents	446	559	0	1005

Team Box Score

No.	Player	Total					3-Point		F-Throw		Rebounds														
		GP-GS	MIN	AVG	FG-FGA	FG%	3FG-3FGA	3FG%	FT-FTA	FT%	OFF	DEF	TOT	AVG	PF	DQ	A	TO	BLK	STL	PTS	AVG			
3	KNECHT, Dalton	16-16	450:05	28.1	114-238	.479	36-95	.379	77-95	.811	13	58	71	4.4	28	0	28	20	7	11	341	21.3			
0	AIDOO, Jonas	16-16	396:16	24.8	91-173	.526	3-11	.273	29-46	.630	48	73	121	7.6	35	1	20	14	36	10	214	13.4			
5	ZEIGLER, Zakai	16-14	476:30	29.8	53-126	.421	33-79	.418	28-38	.737	3	38	41	2.6	15	0	102	23	1	33	167	10.4			
30	JAMES, Josiah-Jordan	16-16	436:51	27.3	42-107	.393	18-55	.327	19-27	.704	25	84	109	6.8	29	0	45	22	10	23	121	7.6			
2	GAINEY, Jordan	16-0	289:39	18.1	37-98	.378	18-57	.316	19-21	.905	10	23	33	2.1	25	0	24	15	2	15	111	6.9			
25	VESCOVI, Santiago	16-16	393:14	24.6	37-91	.407	25-65	.385	11-17	.647	15	47	62	3.9	38	1	48	13	0	18	110	6.9			
11	AWAKA, Tobe	16-0	236:20	14.8	30-52	.577	0-0	.000	32-45	.711	36	47	83	5.2	34	0	5	11	15	6	92	5.8			
15	MASHACK, Jahmai	16-2	281:24	17.6	26-54	.481	8-21	.381	18-23	.783	17	23	40	2.5	23	0	22	12	3	16	78	4.9			
44	JEFFERSON, D.J.	1-0	02:55	2.9	1-1	1.000	1-1	1.000	0-0	.000	0	2	2	2.0	1	0	0	1	0	0	3	3.0			
1	DILIONE V, Freddie	10-0	72:21	7.2	11-19	.579	2-6	.333	2-3	.667	1	8	9	0.9	6	0	11	11	1	4	26	2.6			
13	ESTRELLA, J.P.	12-0	55:54	4.7	11-14	.786	0-0	.000	6-8	.750	3	6	9	0.8	12	0	2	7	3	0	28	2.3			
43	CARR, Cameron	9-0	48:55	5.4	7-22	.318	4-14	.286	0-1	.000	0	6	6	0.7	6	0	6	3	2	1	18	2.0			
12	PHILLIPS, Cade	8-0	47:27	5.9	1-2	.500	0-0	.000	8-8	1.000	5	4	9	1.1	7	0	4	1	3	1	10	1.3			
35	COYNE, Colin	3-0	06:12	2.1	1-2	.500	0-0	.000	0-0	.000	0	1	1	0.3	0	0	0	0	0	1	2	0.7			
23	HURST, Grant	3-0	04:19	1.4	0-0	.000	0-0	.000	0-0	.000	0	1	1	0.3	0	0	0	2	0	0	0	0.0			
24	MAKAN, Kaylan	1-0	01:37	1.6	0-0	.000	0-0	.000	0-0	.000	0	0	0	0.0	0	0	0	0	0	0	0	0.0			
Team											16	25	41				2								
Total		16	3200		462-999	.462	148-404	.366	249-332	.750	192	446	638	39.9	259	2	317	157	83	139	1321	82.6			
Opponents		16	3200		338-940	.360	113-396	.285	216-296	.730	175	377	552	34.5	291	4	160	232	41	108	1005	62.8			

Team Statistics

	UT	OPP
Scoring	1321	1005
Points per game	82.6	62.8
Scoring margin	+19.8	-
Field goals-att	462-999	338-940
Field goal pct	.462	.360
3 point fg-att	148-404	113-396
3-point FG pct	.366	.285
3-pt FG made per game	9.3	7.1
Free throws-att	249-332	216-296
Free throw pct	.750	.730
F-Throws made per game	15.6	13.5
Rebounds	638	552
Rebounds per game	39.9	34.5
Rebounding margin	+5.4	-
Assists	317	160
Assists per game	19.8	10.0
Turnovers	157	232
Turnovers per game	9.8	14.5
Turnover margin	+4.7	-
Assist/turnover ratio	2.0	0.7
Steals	139	108
Steals per game	8.7	6.8
Blocks	83	41
Blocks per game	5.2	2.6
Winning streak	0	-
Home win streak	0	-
Attendance	314617	0
Home games-Avg/Game	16-19664	0-0
Neutral site-Avg/Game	-	0-0

Team Results

Date	Opponent		Score	Att.
11/06/2023	Tennessee Tech	W	80-42	17047
11/14/2023	Wofford	W	82-61	16859
12/05/2023	George Mason	W	87-66	16513
12/09/2023	Illinois	W	86-79	21678
12/12/2023	Ga. Southern	W	74-56	16013
12/21/2023	Tarleton St.	W	65-46	17609
01/02/2024	Norfolk St.	W	87-50	16858
01/06/2024	Ole Miss	W	90-64	21932
01/16/2024	Florida	W	85-66	17332
01/20/2024	Alabama	W	91-71	21678
01/30/2024	South Carolina	L	59-63	20667
02/07/2024	LSU	W	88-68	21678
02/17/2024	Vanderbilt	W	88-53	21678
02/24/2024	Texas A&M	W	86-51	22322
02/28/2024	Auburn	W	92-84	22547
03/09/2024	Kentucky	L	81-85	22206

OUTLOOK

PLAYERS

STAFF

REVIEW

RESULTS

RECORDS

HONORS

POSTSEASON

VOLMANAC

MEDIA INFO



AWAY STATISTICS

Game Records

Record	Overall	Home	Away	Neutral
ALL GAMES	8-3	0-0	8-3	0-0
CONFERENCE	7-2	0-0	7-2	0-0
NON-CONFERENCE	1-1	0-0	1-1	0-0

Score by Periods

Team	1st	2nd	OT	TOT
Tennessee	396	491	0	887
Opponents	421	407	0	828

Team Box Score

No.	Player	Total				3-Point		F-Throw		Rebounds														
		GP-GS	MIN	AVG	FG-FGA	FG%	3FG-3FGA	3FG%	FT-FTA	FT%	OFF	DEF	TOT	AVG	PF	DQ	A	TO	BLK	STL	PTS	AVG		
3	KNECHT, Dalton	11-11	361:06	32.8	94-187	.503	34-79	.430	51-74	.689	7	53	60	5.5	25	0	20	23	12	9	273	24.8		
5	ZEIGLER, Zakai	11-10	364:10	33.1	49-115	.426	22-71	.310	39-55	.709	6	30	36	3.3	20	0	67	29	2	18	159	14.5		
0	AIDOO, Jonas	11-11	298:03	27.1	56-97	.577	0-1	.000	19-31	.613	34	55	89	8.1	27	2	8	10	20	9	131	11.9		
30	JAMES, Josiah-Jordan	11-11	331:34	30.1	34-86	.395	11-40	.275	25-28	.893	13	47	60	5.5	20	0	7	10	7	9	104	9.5		
2	GAINEY, Jordan	11-0	201:36	18.3	23-66	.348	9-39	.231	19-21	.905	4	10	14	1.3	17	0	11	7	2	7	74	6.7		
25	VESCOVI, Santiago	11-11	290:54	26.4	15-47	.319	10-34	.294	16-18	.889	8	31	39	3.5	30	0	22	13	1	12	56	5.1		
11	AWAKA, Tobie	10-0	117:52	11.8	20-28	.714	0-0	.000	10-12	.833	20	22	42	4.2	26	1	0	8	5	2	50	5.0		
15	MASHACK, Jahmai	11-1	176:28	16.0	12-32	.375	3-8	.375	7-12	.583	18	17	35	3.2	29	0	12	6	1	6	34	3.1		
12	PHILLIPS, Cade	3-0	24:26	8.1	1-1	1.000	0-0	.000	0-0	.000	3	3	6	2.0	3	0	1	2	1	0	2	0.7		
13	ESTRELLA, J.P.	4-0	12:40	3.2	1-1	1.000	0-0	.000	0-0	.000	2	2	4	1.0	3	0	0	0	0	0	2	0.5		
1	DILIONE V, Freddie	5-0	15:01	3.0	0-2	.000	0-1	.000	2-2	1.000	0	1	1	0.2	2	0	2	2	0	2	2	0.4		
43	CARR, Cameron	3-0	06:09	2.1	0-3	.000	0-2	.000	0-0	.000	0	1	1	0.3	2	0	1	0	0	0	0	0.0		
Team											6	24	30					5						
Total		11	2200		305-665	.459	89-275	.324	188-253	.743	121	296	417	37.9	204	3	151	115	51	74	887	80.6		
Opponents		11	2200		275-666	.413	104-300	.347	174-239	.728	131	260	391	35.5	211	6	141	123	34	67	828	75.3		

Team Statistics

	UT	OPP
Scoring	887	828
Points per game	80.6	75.3
Scoring margin	+5.4	-
Field goals-att	305-665	275-666
Field goal pct	.459	.413
3 point fg-att	89-275	104-300
3-point FG pct	.324	.347
3-pt FG made per game	8.1	9.5
Free throws-att	188-253	174-239
Free throw pct	.743	.728
F-Throws made per game	17.1	15.8
Rebounds	417	391
Rebounds per game	37.9	35.5
Rebounding margin	+2.4	-
Assists	151	141
Assists per game	13.7	12.8
Turnovers	115	123
Turnovers per game	10.5	11.2
Turnover margin	+0.7	-
Assist/turnover ratio	1.3	1.1
Steals	74	67
Steals per game	6.7	6.1
Blocks	51	34
Blocks per game	4.6	3.1
Winning streak	4	-
Home win streak	0	-
Attendance	0	164601
Home games-Avg/Game	0-0	11-14964
Neutral site-Avg/Game	-	0-0

Team Results

Date	Opponent		Score	Att.
11/10/2023	at Wisconsin	W	80-70	17287
11/29/2023	at North Carolina	L	92-100	20756
01/10/2024	at Mississippi St.	L	72-77	8160
01/13/2024	at Georgia	W	85-79	10523
01/27/2024	at Vanderbilt	W	75-62	13852
02/03/2024	at Kentucky	W	103-92	20265
02/10/2024	at Texas A&M	L	69-85	12995
02/14/2024	at Arkansas	W	92-63	19200
02/20/2024	at Missouri	W	72-67	10089
03/02/2024	at Alabama	W	81-74	13474
03/06/2024	at South Carolina	W	66-59	18000

Game Records

Record	Overall	Home	Away	Neutral
ALL GAMES	5-4	0-0	0-0	5-4
CONFERENCE	0-0	0-0	0-0	0-0
NON-CONFERENCE	5-4	0-0	0-0	5-4

Score by Periods

Team	1st	2nd	OT	TOT
Tennessee	291	337	0	628
Opponents	269	324	0	593

Team Box Score

No.	Player				Total		3-Point		F-Throw		Rebounds															
		GP-GS	MIN	AVG	FG-FGA	FG%	3FG-3FGA	3FG%	FT-FTA	FT%	OFF	DEF	TOT	AVG	PF	DQ	A	TO	BLK	STL	PTS	AVG				
3	KNECHT, Dalton	9-9	288:21	32.0	56-152	.368	23-60	.383	31-37	.838	8	37	45	5.0	11	0	17	18	4	5	166	18.4				
5	ZEIGLER, Zakai	9-6	297:06	33.0	32-100	.320	17-59	.288	17-26	.654	2	22	24	2.7	13	0	49	26	0	11	98	10.9				
30	JAMES, Josiah-Jordan	9-9	281:30	31.3	24-56	.429	14-31	.452	15-16	.938	18	42	60	6.7	23	0	16	5	6	17	77	8.6				
0	AIDOO, Jonas	9-9	198:33	22.1	26-66	.394	0-3	.000	14-22	.636	18	35	53	5.9	16	1	7	12	10	7	66	7.3				
25	VESCOVI, Santiago	8-7	199:26	24.9	16-47	.340	8-33	.242	16-19	.842	3	24	27	3.4	23	0	16	8	0	8	56	7.0				
2	GAINEY, Jordan	9-0	170:10	18.9	20-59	.339	12-38	.316	9-12	.750	3	12	15	1.7	13	0	9	9	3	9	61	6.8				
15	MASHACK, Jahmai	9-5	186:24	20.7	18-39	.462	3-10	.300	11-15	.733	16	20	36	4.0	26	1	12	4	7	8	50	5.6				
11	AWAKA, Tobe	9-0	103:42	11.5	15-30	.500	0-0	.000	7-9	.778	18	17	35	3.9	27	2	4	4	2	2	37	4.1				
43	CARR, Cameron	2-0	05:08	2.6	1-2	.500	1-2	.500	2-2	1.000	0	2	2	1.0	1	0	0	1	0	0	5	2.5				
13	ESTRELLA, J.P.	9-0	55:22	6.2	3-6	.500	0-0	.000	4-6	.667	5	2	7	0.8	9	0	1	3	0	0	10	1.1				
1	DILIONE V, Freddie	3-0	05:59	2.0	1-2	.500	0-0	.000	0-0	.000	0	0	0	0.0	1	0	1	1	0	0	2	0.7				
23	HURST, Grant	1-0	00:57	0.9	0-0	.000	0-0	.000	0-0	.000	0	0	0	0.0	1	0	0	0	0	0	0	0.0				
35	COYNE, Colin	1-0	00:57	0.9	0-0	.000	0-0	.000	0-0	.000	0	0	0	0.0	1	0	0	0	0	0	0	0.0				
12	PHILLIPS, Cade	2-0	06:25	3.2	0-0	.000	0-0	.000	0-1	.000	1	2	3	1.5	1	0	0	0	0	0	0	0.0				
Team											14	17	31					4								
Total		9	1800		212-559	.379	78-236	.331	126-165	.764	106	232	338	37.6	166	4	132	95	32	67	628	69.8				
Opponents		9	1800		201-485	.414	51-163	.313	140-211	.664	76	246	322	35.8	150	0	97	114	26	51	593	65.9				

Team Statistics

	UT	OPP
Scoring	628	593
Points per game	69.8	65.9
Scoring margin	+3.9	-
Field goals-att	212-559	201-485
Field goal pct	.379	.414
3 point fg-att	78-236	51-163
3-point FG pct	.331	.313
3-pt FG made per game	8.7	5.7
Free throws-att	126-165	140-211
Free throw pct	.764	.664
F-Throws made per game	14.0	15.6
Rebounds	338	322
Rebounds per game	37.6	35.8
Rebounding margin	+1.8	-
Assists	132	97
Assists per game	14.7	10.8
Turnovers	95	114
Turnovers per game	10.6	12.7
Turnover margin	+2.1	-
Assist/turnover ratio	1.4	0.9
Steals	67	51
Steals per game	7.4	5.7
Blocks	32	26
Blocks per game	3.6	2.9
Winning streak	0	-
Home win streak	0	-
Attendance	0	0
Home games-Avg/Game	0-0	0-0
Neutral site-Avg/Game	-	9-12050

Team Results

Date	Opponent		Score	Att.
11/20/2023	vs Syracuse	W	73-56	4838
11/21/2023	vs Purdue	L	67-71	5257
11/22/2023	vs Kansas	L	60-69	5164
12/16/2023	vs NC State	W	79-70	2481
03/15/2024	vs Mississippi St.	L	56-73	17137
03/21/2024	vs Saint Peter's	W	83-49	18037
03/23/2024	vs Texas	W	62-58	18382
03/29/2024	vs Creighton	W	82-75	18574
03/31/2024	vs Purdue	L	66-72	18577

OUTLOOK

PLAYERS

STAFF

REVIEW

RESULTS

RECORDS

HONORS

POSTSEASON

VOLMANAC

MEDIA INFO



POSTSEASON STATISTICS

Game Records

Record	Overall	Home	Away	Neutral
ALL GAMES	3-2	0-0	0-0	3-2
CONFERENCE	0-0	0-0	0-0	0-0
NON-CONFERENCE	3-2	0-0	0-0	3-2

Score by Periods

Team	1st	2nd	OT	TOT
Tennessee	161	188	0	349
Opponents	148	179	0	327

Team Box Score

No.	Player				Total		3-Point		F-Throw		Rebounds														
		GP-GS	MIN	AVG	FG-FGA	FG%	3FG-3FGA	3FG%	FT-FTA	FT%	OFF	DEF	TOT	AVG	PF	DQ	A	TO	BLK	STL	PTS	AVG			
3	KNECHT, Dalton	5-5	175:19	35.1	39-102	.382	16-44	.364	24-28	.857	5	22	27	5.4	5	0	9	11	1	3	118	23.6			
5	ZEIGLER, Zakai	5-5	188:08	37.6	21-61	.344	12-39	.308	10-16	.625	1	15	16	3.2	6	0	33	12	0	4	64	12.8			
0	AIDOO, Jonas	5-5	105:50	21.2	13-36	.361	0-0	.000	9-15	.600	10	16	26	5.2	7	0	6	6	6	4	35	7.0			
30	JAMES, Josiah-Jordan	5-5	151:13	30.2	11-25	.440	6-13	.462	4-4	1.000	11	20	31	6.2	13	0	10	4	4	10	32	6.4			
2	GAINEY, Jordan	5-0	83:26	16.7	9-21	.429	5-15	.333	3-4	.750	1	3	4	0.8	6	0	4	4	2	4	26	5.2			
11	AWAKA, Tobe	5-0	64:33	12.9	10-20	.500	0-0	.000	5-5	1.000	10	11	21	4.2	16	1	1	3	2	1	25	5.0			
15	MASHACK, Jahmai	5-2	101:37	20.3	8-17	.471	2-7	.286	4-5	.800	10	13	23	4.6	15	1	5	2	3	3	22	4.4			
25	VESCOVI, Santiago	4-3	79:00	19.8	4-17	.235	2-12	.167	2-3	.667	1	10	11	2.8	10	0	6	3	0	5	12	3.0			
43	CARR, Cameron	2-0	05:08	2.6	1-2	.500	1-2	.500	2-2	1.000	0	2	2	1.0	1	0	0	1	0	0	5	2.5			
13	ESTRELLA, J.P.	5-0	35:04	7.0	3-6	.500	0-0	.000	2-2	1.000	2	2	4	0.8	6	0	0	2	0	0	8	1.6			
1	DILIONE V, Freddie	3-0	05:59	2.0	1-2	.500	0-0	.000	0-0	.000	0	0	0	0.0	1	0	1	1	0	0	2	0.7			
23	HURST, Grant	1-0	00:57	0.9	0-0	.000	0-0	.000	0-0	.000	0	0	0	0.0	1	0	0	0	0	0	0	0.0			
35	COYNE, Colin	1-0	00:57	0.9	0-0	.000	0-0	.000	0-0	.000	0	0	0	0.0	1	0	0	0	0	0	0	0.0			
12	PHILLIPS, Cade	1-0	02:48	2.8	0-0	.000	0-0	.000	0-0	.000	1	1	2	2.0	0	0	0	0	0	0	0	0.0			
Team											7	10	17				3								
Total		5	1000		120-309	.388	44-132	.333	65-84	.774	59	125	184	36.8	88	2	75	52	18	34	349	69.8			
Opponents		5	1000		112-268	.418	29-98	.296	74-99	.747	40	129	169	33.8	81	0	49	57	10	24	327	65.4			

Team Statistics

	UT	OPP
Scoring	349	327
Points per game	69.8	65.4
Scoring margin	+4.4	-
Field goals-att	120-309	112-268
Field goal pct	.388	.418
3 point fg-att	44-132	29-98
3-point FG pct	.333	.296
3-pt FG made per game	8.8	5.8
Free throws-att	65-84	74-99
Free throw pct	.774	.747
F-Throws made per game	13.0	14.8
Rebounds	184	169
Rebounds per game	36.8	33.8
Rebounding margin	+3.0	-
Assists	75	49
Assists per game	15.0	9.8
Turnovers	52	57
Turnovers per game	10.4	11.4
Turnover margin	+1.0	-
Assist/turnover ratio	1.4	0.9
Steals	34	24
Steals per game	6.8	4.8
Blocks	18	10
Blocks per game	3.6	2.0
Winning streak	0	-
Home win streak	0	-
Attendance	0	0
Home games-Avg/Game	0-0	0-0
Neutral site-Avg/Game	-	5-18141

Team Results

Date	Opponent		Score	Att.
03/15/2024	vs Mississippi St.	L	56-73	17137
03/21/2024	vs Saint Peter's	W	83-49	18037
03/23/2024	vs Texas	W	62-58	18382
03/29/2024	vs Creighton	W	82-75	18574
03/31/2024	vs Purdue	L	66-72	18577

Game Records

Record	Overall	Home	Away	Neutral
ALL GAMES	3-1	0-0	0-0	3-1
CONFERENCE	0-0	0-0	0-0	0-0
NON-CONFERENCE	3-1	0-0	0-0	3-1

Score by Periods

Team	1st	2nd	OT	TOT
Tennessee	142	151	0	293
Opponents	110	144	0	254

Team Box Score

No.	Player				Total		3-Point		F-Throw		Rebounds													
		GP-GS	MIN	AVG	FG-FGA	FG%	3FG-3FGA	3FG%	FT-FTA	FT%	OFF	DEF	TOT	AVG	PF	DQ	A	TO	BLK	STL	PTS	AVG		
3	KNECHT, Dalton	4-4	140:41	35.2	35-85	.412	14-35	.400	20-24	.833	5	21	26	6.5	4	0	8	8	1	3	104	26.0		
5	ZEIGLER, Zakai	4-4	150:17	37.6	14-44	.318	8-27	.296	8-14	.571	1	13	14	3.5	3	0	31	8	0	4	44	11.0		
30	JAMES, Josiah-Jordan	4-4	120:49	30.2	11-20	.550	6-10	.600	4-4	1.000	9	13	22	5.5	11	0	6	4	4	6	32	8.0		
0	AIDOO, Jonas	4-4	79:33	19.9	11-30	.367	0-0	.000	8-13	.615	3	13	16	4.0	5	0	6	4	5	3	30	7.5		
11	AWAKA, Tobe	4-0	55:02	13.8	10-19	.526	0-0	.000	5-5	1.000	9	9	18	4.5	14	1	1	1	2	1	25	6.3		
2	GAINEY, Jordan	4-0	72:27	18.1	8-18	.444	4-12	.333	3-4	.750	1	3	4	1.0	6	0	4	3	2	3	23	5.8		
15	MASHACK, Jahmai	4-2	80:50	20.2	4-11	.364	1-5	.200	3-4	.750	8	12	20	5.0	13	1	4	2	3	3	12	3.0		
25	VESCOVI, Santiago	3-2	57:48	19.3	3-11	.273	2-8	.250	0-0	.000	1	9	10	3.3	7	0	2	2	0	3	8	2.7		
43	CARR, Cameron	2-0	05:08	2.6	1-2	.500	1-2	.500	2-2	1.000	0	2	2	1.0	1	0	0	1	0	0	5	2.5		
13	ESTRELLA, J.P.	4-0	27:08	6.8	3-5	.600	0-0	.000	2-2	1.000	1	1	2	0.5	4	0	0	2	0	0	8	2.0		
1	DILIONE V, Freddie	2-0	05:34	2.8	1-2	.500	0-0	.000	0-0	.000	0	0	0	0.0	1	0	1	1	0	0	2	1.0		
23	HURST, Grant	1-0	00:57	0.9	0-0	.000	0-0	.000	0-0	.000	0	0	0	0.0	1	0	0	0	0	0	0	0.0		
35	COYNE, Colin	1-0	00:57	0.9	0-0	.000	0-0	.000	0-0	.000	0	0	0	0.0	1	0	0	0	0	0	0	0.0		
12	PHILLIPS, Cade	1-0	02:48	2.8	0-0	.000	0-0	.000	0-0	.000	1	1	2	2.0	0	0	0	0	0	0	0	0.0		
Team											6	9	15					2						
Total		4	800		101-247	.409	36-99	.364	55-72	.764	45	106	151	37.8	71	2	63	38	17	26	293	73.3		
Opponents		4	800		86-221	.389	25-85	.294	57-77	.740	35	103	138	34.5	67	0	38	42	8	15	254	63.5		

Team Statistics

	UT	OPP
Scoring	293	254
Points per game	73.3	63.5
Scoring margin	+9.8	-
Field goals-att	101-247	86-221
Field goal pct	.409	.389
3 point fg-att	36-99	25-85
3-point FG pct	.364	.294
3-pt FG made per game	9.0	6.3
Free throws-att	55-72	57-77
Free throw pct	.764	.740
F-Throws made per game	13.8	14.3
Rebounds	151	138
Rebounds per game	37.8	34.5
Rebounding margin	+3.3	-
Assists	63	38
Assists per game	15.8	9.5
Turnovers	38	42
Turnovers per game	9.5	10.5
Turnover margin	+1.0	-
Assist/turnover ratio	1.7	0.9
Steals	26	15
Steals per game	6.5	3.8
Blocks	17	8
Blocks per game	4.3	2.0
Winning streak	0	-
Home win streak	0	-
Attendance	0	0
Home games-Avg/Game	0-0	0-0
Neutral site-Avg/Game	-	4-18393

Team Results

Date	Opponent		Score	Att.
03/21/2024	vs Saint Peter's	W	83-49	18037
03/23/2024	vs Texas	W	62-58	18382
03/29/2024	vs Creighton	W	82-75	18574
03/31/2024	vs Purdue	L	66-72	18577

OUTLOOK

PLAYERS

STAFF

REVIEW

RESULTS

RECORDS

HONORS

POSTSEASON

VOLMANAC

MEDIA INFO



TEAM GAME-BY-GAME

Opponent	Date	Score		Total		3-Pointers		Free throws		Rebounds													
				FG-FGA	PCT	3FG-3FGA	PCT	FT-FTA	PCT	OFF	DEF	TOT	AVG	PF	A	TO	BLK	STL	PTS	AVG			
Tennessee Tech	11/06/2023	80-42	W	29-63	.460	12-30	.400	10-10	1.000	8	34	42	42.0	17	22	10	8	7	80	80.0			
at Wisconsin	11/10/2023	80-70	W	28-56	.500	5-17	.294	19-23	.826	6	29	35	38.5	22	10	10	3	3	80	80.0			
Wofford	11/14/2023	82-61	W	27-59	.458	11-27	.407	17-23	.739	15	22	37	38.0	16	16	8	5	10	82	80.7			
vs Syracuse	11/20/2023	73-56	W	24-60	.400	5-14	.357	20-27	.741	13	35	48	40.5	12	14	16	6	8	73	78.8			
vs Purdue	11/21/2023	67-71	L	19-57	.333	8-30	.267	21-30	.700	10	21	31	38.6	30	9	10	3	8	67	76.4			
vs Kansas	11/22/2023	60-69	L	22-71	.310	9-33	.273	7-8	.875	9	26	35	38.0	18	12	6	3	11	60	73.7			
at North Carolina	11/29/2023	92-100	L	35-63	.556	9-28	.321	13-16	.813	7	24	31	37.0	24	13	12	7	5	92	76.3			
George Mason	12/05/2023	87-66	W	32-65	.492	9-26	.346	14-22	.636	12	31	43	37.8	12	27	9	4	8	87	77.6			
Illinois	12/09/2023	86-79	W	27-60	.450	6-18	.333	26-34	.765	13	30	43	38.3	20	21	9	3	6	86	78.6			
Ga. Southern	12/12/2023	74-56	W	26-58	.448	5-20	.250	17-22	.773	16	33	49	39.4	7	17	19	7	12	74	78.1			
vs NC State	12/16/2023	79-70	W	27-62	.435	12-27	.444	13-16	.813	15	25	40	39.5	18	22	11	2	6	79	78.2			
Tarleton St.	12/21/2023	65-46	W	20-55	.364	8-25	.320	17-22	.773	13	26	39	39.4	12	13	8	6	1	65	77.1			
Norfolk St.	01/02/2024	87-50	W	30-66	.455	12-33	.364	15-17	.882	13	24	37	39.2	16	23	11	7	14	87	77.8			
Ole Miss	01/06/2024	90-64	W	34-72	.472	11-30	.367	11-13	.846	19	28	47	39.8	16	25	10	3	7	90	78.7			
at Mississippi St.	01/10/2024	72-77	L	27-59	.458	8-29	.276	10-16	.625	11	22	33	39.3	20	12	16	3	15	72	78.3			
at Georgia	01/13/2024	85-79	W	29-61	.475	9-26	.346	18-23	.783	13	33	46	39.8	16	17	14	6	6	85	78.7			
Florida	01/16/2024	85-66	W	31-60	.517	6-18	.333	17-21	.810	13	31	44	40.0	19	17	13	6	9	85	79.1			
Alabama	01/20/2024	91-71	W	32-66	.485	10-28	.357	17-25	.680	11	23	34	39.7	19	21	7	6	15	91	79.7			
at Vanderbilt	01/27/2024	75-62	W	26-53	.491	9-22	.409	14-22	.636	10	28	38	39.6	10	14	7	5	3	75	79.5			
South Carolina	01/30/2024	59-63	L	21-58	.362	5-21	.238	12-20	.600	9	28	37	39.5	16	11	6	2	5	59	78.5			
at Kentucky	02/03/2024	103-92	W	36-74	.486	12-30	.400	19-26	.731	18	26	44	39.7	21	22	7	4	6	103	79.6			
LSU	02/07/2024	88-68	W	31-56	.554	11-24	.458	15-20	.750	5	21	26	39.0	16	23	7	6	13	88	80.0			
at Texas A&M	02/10/2024	69-85	L	23-62	.371	8-29	.276	15-25	.600	12	23	35	38.9	22	11	8	5	5	69	79.5			
at Arkansas	02/14/2024	92-63	W	33-58	.569	5-17	.294	21-24	.875	8	28	36	38.8	17	14	12	4	9	92	80.0			
Vanderbilt	02/17/2024	88-53	W	33-69	.478	14-31	.452	8-11	.727	10	26	36	38.6	19	28	7	4	9	88	80.4			
at Missouri	02/20/2024	72-67	W	24-57	.421	5-17	.294	19-27	.704	14	25	39	38.7	17	10	15	6	9	72	80.0			
Texas A&M	02/24/2024	86-51	W	33-63	.524	7-20	.350	13-18	.722	10	40	50	39.1	17	23	12	6	8	86	80.3			
Auburn	02/28/2024	92-84	W	28-55	.509	9-17	.529	27-35	.771	10	27	37	39.0	21	13	14	5	6	92	80.7			
at Alabama	03/02/2024	81-74	W	24-66	.364	12-40	.300	21-29	.724	12	30	42	39.1	22	14	6	4	7	81	80.7			
at South Carolina	03/06/2024	66-59	W	20-56	.357	7-20	.350	19-22	.864	10	28	38	39.1	13	14	8	4	6	66	80.2			
Kentucky	03/09/2024	81-85	L	28-74	.378	12-36	.333	13-19	.684	15	22	37	39.0	16	17	7	5	9	81	80.2			
vs Mississippi St.	03/15/2024	56-73	L	19-62	.306	8-33	.242	10-12	.833	14	19	33	38.8	17	12	14	1	8	56	79.5			
vs Saint Peter's	03/21/2024	83-49	W	27-53	.509	11-24	.458	18-25	.720	13	34	47	39.1	17	19	15	5	4	83	79.6			
vs Texas	03/23/2024	62-58	W	22-65	.338	3-25	.120	15-18	.833	14	28	42	39.1	15	11	12	3	9	62	79.1			
vs Creighton	03/29/2024	82-75	W	28-67	.418	11-24	.458	15-18	.833	12	24	36	39.1	14	16	4	5	5	82	79.1			
vs Purdue	03/31/2024	66-72	L	24-62	.387	11-26	.423	7-11	.636	6	20	26	38.7	25	17	7	4	8	66	78.8			
Total		2836		979-2223	.440	315-915	.344	563-750	.751	419	974	1393	38.7	629	600	367	166	280	2836	78.8			
Opponents		2426		814-2091	.389	268-859	.312	530-746	.710	382	883	1265	35.1	652	398	469	101	226	2426	67.4			

Tennessee Averages

Games Played	Points/ game	FG Pct	3FG Pct	FT Pct	Rebounds/ game	Assists/ game	Turnovers/ game	Assist/Turnover ratio	Steals/ game	Blocks/ game
36	78.8	44.0	34.4	75.1	38.7	16.7	10.2	1.6	7.8	4.6

OPPONENT GAME-BY-GAME

				Total		3-Pointers		Free throws		Rebounds											
Opponent	Date	Score		FG-FGA	PCT	3FG-3FGA	PCT	FT-FTA	PCT	OFF	DEF	TOT	AVG	PF	A	TO	BLK	STL	PTS	AVG	
Tennessee Tech	11/06/2023	80-42	W	14-51	.275	2-12	.167	12-19	.632	7	24	31	31.0	15	5	16	0	5	42	42.0	
at Wisconsin	11/10/2023	80-70	W	25-61	.410	6-24	.250	14-23	.609	10	21	31	31.0	17	10	9	2	3	70	56.0	
Wofford	11/14/2023	82-61	W	23-61	.377	10-37	.270	5-8	.625	15	19	34	32.0	18	15	14	1	2	61	57.7	
vs Syracuse	11/20/2023	73-56	W	21-60	.350	6-20	.300	8-17	.471	6	27	33	32.3	21	9	15	6	7	56	57.3	
vs Purdue	11/21/2023	67-71	L	19-54	.352	4-15	.267	29-48	.604	17	27	44	34.6	21	8	16	3	8	71	60.0	
vs Kansas	11/22/2023	60-69	L	27-52	.519	4-12	.333	11-22	.500	5	40	45	36.3	9	18	15	3	5	69	61.5	
at North Carolina	11/29/2023	92-100	L	28-61	.459	12-28	.429	32-38	.842	12	22	34	36.0	18	19	9	1	6	100	67.0	
George Mason	12/05/2023	87-66	W	24-56	.429	11-25	.440	7-11	.636	4	22	26	34.8	15	11	14	4	6	66	66.9	
Illinois	12/09/2023	86-79	W	23-65	.354	9-36	.250	24-28	.857	12	22	34	34.7	22	9	9	2	5	79	68.2	
Ga. Southern	12/12/2023	74-56	W	19-70	.271	8-32	.250	10-12	.833	19	20	39	35.1	16	8	15	3	15	56	67.0	
vs NC State	12/16/2023	79-70	W	22-51	.431	8-18	.444	18-25	.720	8	23	31	34.7	18	13	11	4	7	70	67.3	
Tarleton St.	12/21/2023	65-46	W	18-60	.300	2-22	.091	8-11	.727	14	23	37	34.9	22	11	11	4	7	46	65.5	
Norfolk St.	01/02/2024	87-50	W	16-47	.340	2-9	.222	16-20	.800	6	24	30	34.5	21	1	22	0	9	50	64.3	
Ole Miss	01/06/2024	90-64	W	23-54	.426	6-16	.375	12-17	.706	4	20	24	33.8	14	11	11	4	8	64	64.3	
at Mississippi St.	01/10/2024	72-77	L	26-52	.500	6-18	.333	19-27	.704	9	24	33	33.7	16	12	18	3	10	77	65.1	
at Georgia	01/13/2024	85-79	W	23-69	.333	14-33	.424	19-23	.826	15	23	38	34.0	18	14	9	1	6	79	66.0	
Florida	01/16/2024	85-66	W	20-68	.294	5-22	.227	21-25	.840	19	20	39	34.3	19	7	11	3	8	66	66.0	
Alabama	01/20/2024	91-71	W	25-56	.446	4-21	.190	17-24	.708	9	28	37	34.4	21	9	22	4	5	71	66.3	
at Vanderbilt	01/27/2024	75-62	W	22-60	.367	8-26	.308	10-13	.769	11	20	31	34.3	15	8	7	2	6	62	66.1	
South Carolina	01/30/2024	59-63	L	19-56	.339	10-29	.345	15-18	.833	9	31	40	34.6	18	15	10	0	5	63	65.9	
at Kentucky	02/03/2024	103-92	W	34-69	.493	12-27	.444	12-19	.632	14	24	38	34.7	24	17	9	6	3	92	67.1	
LSU	02/07/2024	88-68	W	24-58	.414	6-25	.240	14-22	.636	18	22	40	35.0	14	7	16	0	5	68	67.2	
at Texas A&M	02/10/2024	69-85	L	28-60	.467	11-28	.393	18-25	.720	14	29	43	35.3	19	14	10	5	6	85	68.0	
at Arkansas	02/14/2024	92-63	W	22-58	.379	8-23	.348	11-15	.733	9	16	25	34.9	20	9	15	3	12	63	67.8	
Vanderbilt	02/17/2024	88-53	W	18-54	.333	7-25	.280	10-20	.500	9	27	36	34.9	15	8	19	3	4	53	67.2	
at Missouri	02/20/2024	72-67	W	21-56	.375	10-27	.370	15-21	.714	14	20	34	34.9	23	11	15	5	7	67	67.2	
Texas A&M	02/24/2024	86-51	W	18-66	.273	7-34	.206	8-15	.533	10	23	33	34.8	17	11	10	1	8	51	66.6	
Auburn	02/28/2024	92-84	W	27-59	.458	9-22	.409	21-28	.750	9	21	30	34.6	24	20	16	3	11	84	67.2	
at Alabama	03/02/2024	81-74	W	23-60	.383	9-37	.243	19-25	.760	11	33	44	35.0	24	16	12	2	4	74	67.4	
at South Carolina	03/06/2024	66-59	W	23-60	.383	8-29	.276	5-10	.500	12	28	40	35.1	17	11	10	4	4	59	67.1	
Kentucky	03/09/2024	81-85	L	27-59	.458	15-29	.517	16-18	.889	11	31	42	35.4	20	12	16	9	5	85	67.7	
vs Mississippi St.	03/15/2024	56-73	L	26-47	.553	4-13	.308	17-22	.773	5	26	31	35.2	14	11	15	2	9	73	67.9	
vs Saint Peter's	03/21/2024	83-49	W	16-55	.291	4-24	.167	13-19	.684	8	13	21	34.8	22	3	6	1	4	49	67.3	
vs Texas	03/23/2024	62-58	W	20-55	.364	7-23	.304	11-12	.917	7	29	36	34.8	16	6	17	3	5	58	67.0	
vs Creighton	03/29/2024	82-75	W	26-58	.448	11-23	.478	12-13	.923	7	27	34	34.8	17	13	9	2	1	75	67.3	
vs Purdue	03/31/2024	66-72	L	24-53	.453	3-15	.200	21-33	.636	13	34	47	35.1	12	16	10	2	5	72	67.4	
Total		2426		814-2091	.389	268-859	.312	530-746	.710	382	883	1265	35.1	652	398	469	101	226	2426	67.4	
Tennessee		2836		979-2223	.440	315-915	.344	563-750	.751	419	974	1393	38.7	629	600	367	166	280	2836	78.8	

Opponents Averages

Games Played	Points/ game	FG Pct	3FG Pct	FT Pct	Rebounds/ game	Assists/ game	Turnovers/ game	Assist/Turnover ratio	Steals/ game	Blocks/ game
36	67.4	38.9	31.2	71.0	35.1	11.1	13.0	0.8	6.3	2.8

OUTLOOK

PLAYERS

STAFF

REVIEW

RESULTS

RECORDS

HONORS

POSTSEASON

VOLMANAC

MEDIA INFO



TEAM GAME-BY-GAME COMPARISON

	Date	Result	FG-A	Pct	3FG-A	Pct	FT-A	Pct	Rebounds		PF	Pts	A	TO	Stl	Blk	Pts. at	
									O-D-Total	15							Min	Half
Tennessee Tech		W, 80-42	14-51	27.5	2-12	16.7	12-19	63.2	7-24-31	15	42	5	16	5	0	0	40	42
at #9/10 Tennessee	Nov. 6		29-63	46.0	12-30	40.0	10-10	100	8-34-42	17	80	22	10	7	8	40	41	
at Wisconsin		W, 80-70	25-61	41.0	6-24	25.0	14-23	60.9	10-21-31	17	70	10	9	3	2	40	35	
#9/10 Tennessee	Nov. 10		28-56	50.0	5-17	29.4	19-23	82.6	6-29-35	22	80	10	10	3	3	40	43	
Wofford		W, 82-61	23-61	37.7	10-37	27.0	5-8	62.5	15-19-34	18	61	15	14	2	1	40	31	
at #7/8 Tennessee	Nov. 14		27-59	45.8	11-27	40.7	17-23	73.9	15-22-37	16	82	16	8	10	5	40	36	
vs. Syracuse		W, 73-56	21-60	35.0	6-20	30.0	8-17	47.1	6-27-33	21	56	9	15	7	6	40	25	
#7/8 Tennessee	Nov. 20		24-60	40.0	5-14	35.7	20-27	74.1	13-35-48	12	73	14	16	8	6	40	30	
vs. #2/2 Purdue		L, 67-71	19-54	35.2	4-15	26.7	29-48	60.4	17-27-44	21	71	8	16	8	3	40	30	
#7/8 Tennessee	Nov. 21		19-57	33.3	8-30	26.7	21-30	70.0	10-21-31	31	67	9	10	8	3	40	31	
vs. #1/1 Kansas		L, 60-69	27-52	51.9	4-12	33.3	11-22	50.0	5-40-45	10	69	18	15	5	3	40	35	
#7/8 Tennessee	Nov. 22		22-71	31.0	9-33	27.3	7-8	87.5	9-26-35	18	60	12	6	11	3	40	35	
at #17/16 North Carolina		L, 92-100	28-61	45.9	12-28	42.9	32-38	84.2	12-22-34	18	100	19	9	6	1	40	61	
#10/11 Tennessee	Nov. 29		35-63	55.6	9-28	32.1	13-16	81.3	7-24-31	24	92	13	12	5	7	40	39	
George Mason		W, 87-66	24-56	42.9	11-25	44.0	7-11	63.6	4-22-26	15	66	11	14	6	4	40	26	
at #17/13 Tennessee	Dec. 5		32-65	49.2	9-26	34.6	14-22	63.6	12-31-43	12	87	27	9	8	4	40	39	
#20/18 Illinois		W, 86-79	23-65	35.4	9-36	25.0	24-28	85.7	12-22-34	22	79	9	9	5	2	40	36	
at #17/13 Tennessee	Dec. 9		27-60	45.0	6-18	33.3	26-34	76.5	13-30-43	20	86	21	9	6	3	40	34	
Georgia Southern		W, 74-56	19-70	27.1	8-32	25.0	10-12	83.3	19-20-39	16	56	8	15	15	3	40	21	
at #12/10 Tennessee	Dec. 12		26-58	44.8	5-20	25.0	17-22	77.3	16-33-49	7	74	17	19	12	7	40	49	
vs. NC State		W, 79-70	22-51	43.1	8-18	44.4	18-25	72.0	8-23-31	18	70	13	11	7	4	40	31	
#12/10 Tennessee	Dec. 16		27-62	43.5	12-27	44.4	13-18	81.3	15-25-40	18	79	22	11	6	2	40	34	
Tarleton State		W, 65-46	18-60	30.0	2-22	9.1	8-11	72.7	14-23-37	22	46	11	11	7	4	40	25	
at #8/7 Tennessee	Dec. 21		20-55	36.4	8-25	32.0	17-22	77.3	13-26-39	12	65	13	8	1	6	40	39	
Norfolk State		W, 87-50	16-47	34.0	2-9	22.2	16-20	80.0	6-24-30	21	50	1	22	9	0	40	18	
at #5/5 Tennessee	Jan. 2		30-66	45.5	12-33	36.4	15-17	88.2	13-24-37	16	87	23	11	14	7	40	43	
#22/19 Ole Miss		W, 90-64	23-54	42.6	6-16	37.5	12-17	70.6	4-20-24	14	64	11	11	8	4	40	31	
at #5/5 Tennessee	Jan. 6		34-72	47.2	11-30	36.7	11-13	84.6	19-28-47	16	90	25	10	7	3	40	40	
at Mississippi State		L, 72-77	26-52	50.0	6-18	33.3	19-27	70.4	9-24-33	16	77	12	18	10	3	40	35	
#5/5 Tennessee	Jan. 10		27-59	45.8	8-29	27.6	10-16	62.5	11-22-33	20	72	12	16	15	3	40	22	
at Georgia		W, 85-79	23-69	33.3	14-33	42.4	19-23	82.6	15-23-38	18	79	14	9	6	1	40	37	
#5/5 Tennessee	Jan. 13		29-61	47.5	9-26	34.6	18-23	78.3	13-33-46	16	85	17	14	6	6	40	42	
Florida		W, 85-66	20-68	29.4	5-22	22.7	21-25	84.0	19-20-39	19	66	7	11	8	3	40	32	
at #6/7 Tennessee	Jan. 16		31-60	51.7	6-18	33.3	17-21	81.0	13-31-44	19	85	17	13	9	6	40	44	
Alabama		W, 91-71	25-56	44.6	4-21	19.0	17-24	70.8	9-28-37	21	71	9	22	5	4	40	37	
at #6/7 Tennessee	Jan. 20		32-66	48.5	10-28	35.7	17-25	68.0	11-23-34	19	91	21	7	15	6	40	50	
at Vanderbilt		W, 75-62	22-60	36.7	8-26	30.8	10-13	76.9	11-20-31	15	62	8	7	6	2	40	35	
#5/5 Tennessee	Jan. 27		26-53	49.1	9-22	40.9	14-22	63.6	10-28-38	11	75	14	7	3	5	40	30	
South Carolina		L, 59-63	19-56	33.9	10-29	34.5	15-18	83.3	9-31-40	18	63	15	10	5	0	40	30	
at #5/5 Tennessee	Jan. 30		21-58	36.2	5-21	23.8	12-20	60.0	9-28-37	16	59	11	6	5	2	40	26	
at #10/8 Kentucky		W, 103-92	34-69	49.3	12-27	44.4	12-19	63.2	14-24-38	24	92	17	9	3	6	40	42	
#5/5 Tennessee	Feb. 3		36-74	48.6	12-30	40.0	19-26	73.1	18-26-44	21	103	22	7	6	4	40	46	
LSU		W, 88-68	24-58	41.4	6-25	24.0	14-22	63.6	18-22-40	14	88	7	16	5	0	40	27	
at #6/6 Tennessee	Feb. 7		31-56	55.4	11-24	45.8	15-20	75.0	5-21-26	16	68	23	7	13	6	40	50	
at Texas A&M		L, 69-85	28-60	46.7	11-28	39.3	18-25	72.0	14-29-43	19	85	14	10	6	5	40	42	
#6/6 Tennessee	Feb. 10		23-62	37.1	8-29	27.6	15-25	60.0	12-23-35	22	69	11	8	5	5	40	28	
at Arkansas		W, 92-63	22-58	37.9	8-23	34.8	11-15	73.3	9-16-25	20	63	9	15	12	3	40	40	
#8/9 Tennessee	Feb. 14		33-58	56.9	5-17	29.4	21-24	87.5	8-28-36	17	92	14	12	9	4	40	46	
Vanderbilt		W, 88-53	18-54	33.3	7-25	28.0	10-20	50.0	9-27-36	15	53	8	19	4	3	40	20	
at #8/9 Tennessee	Feb. 17		33-69	47.8	14-31	45.2	8-11	72.7	10-26-36	19	88	28	7	9	4	40	51	
at Missouri		W, 72-67	21-56	37.5	10-27	37.0	15-21	71.4	14-20-34	23	67	11	15	7	5	40	29	
#5/5 Tennessee	Feb. 20		24-57	42.1	5-17	29.4	19-27	70.4	14-25-39	17	72	10	15	9	6	40	26	
Texas A&M		W, 86-51	18-66	27.3	7-34	20.6	8-15	53.3	10-23-33	17	51	11	10	8	1	40	27	
at #5/5 Tennessee	Feb. 24		33-63	52.4	7-20	35.0	13-18	72.2	10-40-50	17	86	23	12	8	6	40	37	
#11/11 Auburn		W, 92-84	27-59	45.8	9-22	40.9	21-28	75.0	9-21-30	25	84	20	16	11	3	40	40	
at #4/4 Tennessee	Feb. 28		28-55	50.9	9-17	52.9	27-35	77.1	10-27-37	21	92	13	14	6	5	40	44	
at #14/13 Alabama		W, 81-74	23-60	38.3	9-37	24.3	19-25	76.0	11-33-44	24	74	16	12	4	2	40	41	
#4/4 Tennessee	March 2		24-66	36.4	12-40	30.0	21-29	72.4	12-30-42	22	81	14	6	7	4	40	39	
at #17/16 South Carolina		W, 66-59	23-60	38.3	8-29	27.6	5-10	50.0	12-28-40	17	59	11	10	4	4	40	24	
#4/4 Tennessee	March 6		20-56	35.7	7-20	35.0	19-22	86.4	10-28-38	13	66	14	8	4	4	40	35	
#15/13 Kentucky		L, 81-85	27-59	45.8	15-29	51.7	16-18	88.9	11-31-42	20	85	12	16	5	9	40	33	
at #4/4 Tennessee	March 9		28-74	37.8	12-36	33.3	13-19	68.4	15-22-37	14	81	17	7	9	5	40	29	
vs. Mississippi State		L, 56-73	26-47	55.3	4-13	30.8	17-22	77.3	5-26-31	14	73	11	15	9	2	40	38	
#5/5 Tennessee	March 15		19-62	30.6	8-33	24.2	10-12	83.3	14-19-33	17	56	12	14	8	1	40	19	
vs. Saint Peter's		W, 83-49	16-55	29.1	4-24	16.7	13-19	68.4	8-13-21	22	49	5	6	4	1	40	20	
#6/6 Tennessee	March 21		27-53	50.9	11-24	45.8	18-25	72.0	13-34-47	17	83	19	15	4	5	40	49	
vs. Texas		W, 62-58	20-55	36.4	7-23	30.4	11-12	91.7	7-29-36	16	58	6	17	5	3	40	19	
#6/6 Tennessee	March 23		22-65	33.8	3-25	12.0	15-18	83.3	14-28-42	15	62	11	12	9	3	40	28	
vs. #11/11 Creighton		W, 82-75	26-58	44.8	11-23	47.8	12-13	92.3	7-27-34	17	75	13	9	1	2	40	35	
#6/6 Tennessee	March 29		28-67	41.8	11-24	45.8	15-18	83.3	12-24-36	14	82	16	4	5	5	40	34	
vs. #3/3 Purdue		L, 66-72	24-53	45.3	3-15	20.0	21-33	63.6	13-34-47	12	72	16	10	5	2	40	36	
#6/6 Tennessee	March 31		24-62	38.7	11-26	42.3	7-11	63.6	6-20-26	25	66	17	7	8	4	40	34	

Tennessee - Game Highs

POINTS	103	at Kentucky (02/03/2024)
	92	Auburn (02/28/2024)
	92	at Arkansas (02/14/2024)
	92	at North Carolina (11/29/2023)
	91	Alabama (01/20/2024)
FIELD GOALS MADE	36	at Kentucky (02/03/2024)
	35	at North Carolina (11/29/2023)
FIELD GOAL ATTEMPTS	74	Kentucky (03/09/2024)
	74	at Kentucky (02/03/2024)
FIELD GOAL PERCENTAGE	.569 (33-58)	at Arkansas (02/14/2024)
	.556 (35-63)	at North Carolina (11/29/2023)
3 PT FG MADE	14	Vanderbilt (02/17/2024)
	12	Kentucky (03/09/2024)
	12	at Alabama (03/02/2024)
	12	at Kentucky (02/03/2024)
	12	Norfolk St. (01/02/2024)
	12	vs NC State (N) (12/16/2023)
	12	Tennessee Tech (11/06/2023)
3 PT FG ATTEMPTS	40	at Alabama (03/02/2024)
	36	Kentucky (03/09/2024)
3 PT FG PERCENTAGE	.529 (9-17)	Auburn (02/28/2024)
	.458 (11-24)	vs Creighton (N) (03/29/2024)
	.458 (11-24)	vs Saint Peter's (N) (03/21/2024)
	.458 (11-24)	LSU (02/07/2024)
FREE THROWS MADE	27	Auburn (02/28/2024)
	26	Illinois (12/09/2023)
FREE THROW ATTEMPTS	35	Auburn (02/28/2024)
	34	Illinois (12/09/2023)
FREE THROW PERCENTAGE	1.000 (10-10)	Tennessee Tech (11/06/2023)
	.882 (15-17)	Norfolk St. (01/02/2024)
REBOUNDS	50	Texas A&M (02/24/2024)
	49	Ga. Southern (12/12/2023)
ASSISTS	28	Vanderbilt (02/17/2024)
	27	George Mason (12/05/2023)
STEALS	15	Alabama (01/20/2024)
	15	at Mississippi St. (01/10/2024)
BLOCKED SHOTS	8	Tennessee Tech (11/06/2023)
	7	Norfolk St. (01/02/2024)
	7	Ga. Southern (12/12/2023)
	7	at North Carolina (11/29/2023)
TURNOVERS	19	Ga. Southern (12/12/2023)
	16	at Mississippi St. (01/10/2024)
	16	vs Syracuse (N) (11/20/2023)
FOULS	31	vs Purdue (N) (11/21/2023)
	25	vs Purdue (N) (03/31/2024)

OUTLOOK

PLAYERS

STAFF

REVIEW

RESULTS

RECORDS

HONORS

POSTSEASON

VOLMANAC

MEDIA INFO



TEAM GAME LOWS

Tennessee - Game Lows

POINTS	56	vs Mississippi St. (N) (03/15/2024)
	59	South Carolina (01/30/2024)
	60	vs Kansas (N) (11/22/2023)
	62	vs Texas (N) (03/23/2024)
	65	Tarleton St. (12/21/2023)
FIELD GOALS MADE	19	vs Mississippi St. (N) (03/15/2024)
	19	vs Purdue (N) (11/21/2023)
FIELD GOAL ATTEMPTS	53	vs Saint Peter's (N) (03/21/2024)
	53	at Vanderbilt (01/27/2024)
FIELD GOAL PERCENTAGE	.306 (19-62)	vs Mississippi St. (N) (03/15/2024)
	.310 (22-71)	vs Kansas (N) (11/22/2023)
3 PT FG MADE	3	vs Texas (N) (03/23/2024)
	5	at Missouri (02/20/2024)
	5	at Arkansas (02/14/2024)
	5	South Carolina (01/30/2024)
	5	Ga. Southern (12/12/2023)
	5	vs Syracuse (N) (11/20/2023)
	5	at Wisconsin (11/10/2023)
3 PT FG ATTEMPTS	14	vs Syracuse (N) (11/20/2023)
	17	Auburn (02/28/2024)
	17	at Missouri (02/20/2024)
	17	at Arkansas (02/14/2024)
	17	at Wisconsin (11/10/2023)
3 PT FG PERCENTAGE	.120 (3-25)	vs Texas (N) (03/23/2024)
	.238 (5-21)	South Carolina (01/30/2024)
FREE THROWS MADE	7	vs Purdue (N) (03/31/2024)
	7	vs Kansas (N) (11/22/2023)
FREE THROW ATTEMPTS	8	vs Kansas (N) (11/22/2023)
	10	Tennessee Tech (11/06/2023)
FREE THROW PERCENTAGE	.600 (15-25)	at Texas A&M (02/10/2024)
	.600 (12-20)	South Carolina (01/30/2024)
REBOUNDS	26	vs Purdue (N) (03/31/2024)
	26	LSU (02/07/2024)
ASSISTS	9	vs Purdue (N) (11/21/2023)
	10	at Missouri (02/20/2024)
	10	at Wisconsin (11/10/2023)
STEALS	1	Tarleton St. (12/21/2023)
	3	at Vanderbilt (01/27/2024)
	3	at Wisconsin (11/10/2023)
BLOCKED SHOTS	1	vs Mississippi St. (N) (03/15/2024)
	2	South Carolina (01/30/2024)
	2	vs NC State (N) (12/16/2023)
TURNOVERS	4	vs Creighton (N) (03/29/2024)
	6	at Alabama (03/02/2024)
	6	South Carolina (01/30/2024)
	6	vs Kansas (N) (11/22/2023)
FOULS	7	Ga. Southern (12/12/2023)
	11	at Vanderbilt (01/27/2024)

Opponent - Game Highs

POINTS	100	at North Carolina (11/29/2023)
	92	at Kentucky (02/03/2024)
	85	Kentucky (03/09/2024)
	85	at Texas A&M (02/10/2024)
	84	Auburn (02/28/2024)
FIELD GOALS MADE	34	at Kentucky (02/03/2024)
	28	at Texas A&M (02/10/2024)
	28	at North Carolina (11/29/2023)
FIELD GOAL ATTEMPTS	70	Ga. Southern (12/12/2023)
	69	at Kentucky (02/03/2024)
	69	at Georgia (01/13/2024)
FIELD GOAL PERCENTAGE	.553 (26-47)	vs Mississippi St. (N) (03/15/2024)
	.519 (27-52)	vs Kansas (N) (11/22/2023)
3 PT FG MADE	15	Kentucky (03/09/2024)
	14	at Georgia (01/13/2024)
3 PT FG ATTEMPTS	37	at Alabama (03/02/2024)
	37	Wofford (11/14/2023)
3 PT FG PERCENTAGE	.517 (15-29)	Kentucky (03/09/2024)
	.478 (11-23)	vs Creighton (N) (03/29/2024)
FREE THROWS MADE	32	at North Carolina (11/29/2023)
	29	vs Purdue (N) (11/21/2023)
FREE THROW ATTEMPTS	48	vs Purdue (N) (11/21/2023)
	38	at North Carolina (11/29/2023)
FREE THROW PERCENTAGE	.923 (12-13)	vs Creighton (N) (03/29/2024)
	.917 (11-12)	vs Texas (N) (03/23/2024)
REBOUNDS	47	vs Purdue (N) (03/31/2024)
	45	vs Kansas (N) (11/22/2023)
ASSISTS	20	Auburn (02/28/2024)
	19	at North Carolina (11/29/2023)
STEALS	15	Ga. Southern (12/12/2023)
	12	at Arkansas (02/14/2024)
BLOCKED SHOTS	9	Kentucky (03/09/2024)
	6	at Kentucky (02/03/2024)
	6	vs Syracuse (N) (11/20/2023)
TURNOVERS	22	Alabama (01/20/2024)
	22	Norfolk St. (01/02/2024)
FOULS	25	Auburn (02/28/2024)
	24	at Alabama (03/02/2024)
	24	at Kentucky (02/03/2024)

OUTLOOK

PLAYERS

STAFF

REVIEW

RESULTS

RECORDS

HONORS

POSTSEASON

VOLMANAC

MEDIA INFO



OPPONENT GAME LOWS

Opponent - Game Lows

POINTS	42	Tennessee Tech (11/06/2023)
	46	Tarleton St. (12/21/2023)
	49	vs Saint Peter's (N) (03/21/2024)
	50	Norfolk St. (01/02/2024)
	51	Texas A&M (02/24/2024)
FIELD GOALS MADE	14	Tennessee Tech (11/06/2023)
	16	vs Saint Peter's (N) (03/21/2024)
	16	Norfolk St. (01/02/2024)
FIELD GOAL ATTEMPTS	47	vs Mississippi St. (N) (03/15/2024)
	47	Norfolk St. (01/02/2024)
FIELD GOAL PERCENTAGE	.271 (19-70)	Ga. Southern (12/12/2023)
	.273 (18-66)	Texas A&M (02/24/2024)
3 PT FG MADE	2	Norfolk St. (01/02/2024)
	2	Tarleton St. (12/21/2023)
	2	Tennessee Tech (11/06/2023)
3 PT FG ATTEMPTS	9	Norfolk St. (01/02/2024)
	12	vs Kansas (N) (11/22/2023)
	12	Tennessee Tech (11/06/2023)
3 PT FG PERCENTAGE	.091 (2-22)	Tarleton St. (12/21/2023)
	.167 (4-24)	vs Saint Peter's (N) (03/21/2024)
	.167 (2-12)	Tennessee Tech (11/06/2023)
FREE THROWS MADE	5	at South Carolina (03/06/2024)
	5	Wofford (11/14/2023)
FREE THROW ATTEMPTS	8	Wofford (11/14/2023)
	10	at South Carolina (03/06/2024)
FREE THROW PERCENTAGE	.471 (8-17)	vs Syracuse (N) (11/20/2023)
	.500 (11-22)	vs Kansas (N) (11/22/2023)
	.500 (10-20)	Vanderbilt (02/17/2024)
	.500 (5-10)	at South Carolina (03/06/2024)
REBOUNDS	21	vs Saint Peter's (N) (03/21/2024)
	24	Ole Miss (01/06/2024)
ASSISTS	1	Norfolk St. (01/02/2024)
	3	vs Saint Peter's (N) (03/21/2024)
STEALS	1	vs Creighton (N) (03/29/2024)
	2	Wofford (11/14/2023)
BLOCKED SHOTS	0	LSU (02/07/2024)
	0	South Carolina (01/30/2024)
	0	Norfolk St. (01/02/2024)
	0	Tennessee Tech (11/06/2023)
TURNOVERS	6	vs Saint Peter's (N) (03/21/2024)
	7	at Vanderbilt (01/27/2024)
FOULS	10	vs Kansas (N) (11/22/2023)
	12	vs Purdue (N) (03/31/2024)

Tennessee - Individual Game Highs

POINTS	40		Dalton Knecht vs Kentucky (03/09/2024)
	39		Dalton Knecht vs Auburn (02/28/2024)
	39		Dalton Knecht vs Florida (01/16/2024)
	37		Dalton Knecht vs Purdue (N) (03/31/2024)
	37		Dalton Knecht at North Carolina (11/29/2023)
FIELD GOALS MADE	14		Dalton Knecht vs Purdue (N) (03/31/2024)
	14		Dalton Knecht vs Kentucky (03/09/2024)
FIELD GOAL ATTEMPTS	31		Dalton Knecht vs Purdue (N) (03/31/2024)
	29		Dalton Knecht vs Kentucky (03/09/2024)
FIELD GOAL PERCENTAGE (min 5 made)	.833	(5-6)	Jonas Aidoo vs Saint Peter's (N) (03/21/2024)
	.833	(5-6)	Tobe Awaka vs Texas A&M (02/24/2024)
	.833	(5-6)	Zakai Zeigler vs Vanderbilt (02/17/2024)
3 PT FG MADE	6		Dalton Knecht vs Purdue (N) (03/31/2024)
	6		Dalton Knecht vs Kentucky (03/09/2024)
	6		Dalton Knecht at Texas A&M (02/10/2024)
3 PT FG ATTEMPTS	15		Dalton Knecht vs Kentucky (03/09/2024)
	14		Zakai Zeigler at Alabama (03/02/2024)
3 PT FG PERCENTAGE (min 2 made)	1.000	(3-3)	Zakai Zeigler vs Auburn (02/28/2024)
	1.000	(2-2)	Josiah-Jordan James vs Purdue (N) (03/31/2024)
	1.000	(2-2)	Jordan Gainey vs Purdue (N) (03/31/2024)
	1.000	(2-2)	Jahmai Mashack at Alabama (03/02/2024)
	1.000	(2-2)	Josiah-Jordan James vs LSU (02/07/2024)
	1.000	(2-2)	Jonas Aidoo vs George Mason (12/05/2023)
FREE THROWS MADE	10		Dalton Knecht vs Auburn (02/28/2024)
	9		Dalton Knecht vs Florida (01/16/2024)
FREE THROW ATTEMPTS	12		Zakai Zeigler vs Auburn (02/28/2024)
	12		Dalton Knecht vs Auburn (02/28/2024)
FREE THROW PERCENTAGE (min 3 made)	1.000	(9-9)	Dalton Knecht vs Florida (01/16/2024)
	1.000	(8-8)	Dalton Knecht vs Alabama (01/20/2024)
	1.000	(6-6)	Zakai Zeigler at South Carolina (03/06/2024)
	1.000	(6-6)	Josiah-Jordan James at South Carolina (03/06/2024)
	1.000	(6-6)	Dalton Knecht vs Norfolk St. (01/02/2024)
	1.000	(6-6)	Josiah-Jordan James vs NC State (N) (12/16/2023)
	1.000	(6-6)	Zakai Zeigler vs Illinois (12/09/2023)
	1.000	(5-5)	Dalton Knecht at Kentucky (02/03/2024)
	1.000	(5-5)	Tobe Awaka vs Ole Miss (01/06/2024)
	1.000	(4-4)	Josiah-Jordan James vs Creighton (N) (03/29/2024)
	1.000	(4-4)	Dalton Knecht vs Mississippi St. (N) (03/15/2024)
	1.000	(4-4)	Jordan Gainey vs Auburn (02/28/2024)
	1.000	(4-4)	Santiago Vescovi at Arkansas (02/14/2024)
	1.000	(4-4)	Josiah-Jordan James at Kentucky (02/03/2024)
	1.000	(4-4)	Jordan Gainey at Vanderbilt (01/27/2024)
	1.000	(4-4)	Santiago Vescovi at Vanderbilt (01/27/2024)
	1.000	(4-4)	Jordan Gainey vs Alabama (01/20/2024)
	1.000	(4-4)	Santiago Vescovi vs Tarleton St. (12/21/2023)
	1.000	(4-4)	Cade Phillips vs George Mason (12/05/2023)
	1.000	(4-4)	Dalton Knecht vs Kansas (N) (11/22/2023)
REBOUNDS	15		Jonas Aidoo at Georgia (01/13/2024)
	14		Jonas Aidoo vs Texas A&M (02/24/2024)
ASSISTS	14		Zakai Zeigler vs Texas A&M (02/24/2024)
	13		Zakai Zeigler at Kentucky (02/03/2024)

OUTLOOK

PLAYERS

STAFF

REVIEW

RESULTS

RECORDS

HONORS

POSTSEASON

VOLMANAC

MEDIA INFO



PLAYER GAME HIGHS

Tennessee - Individual Game Highs

STEALS	5	Zakai Zeigler vs LSU (02/07/2024)
	4	Josiah-Jordan James vs Mississippi St. (N) (03/15/2024)
	4	Zakai Zeigler vs Texas A&M (02/24/2024)
	4	Zakai Zeigler at Texas A&M (02/10/2024)
	4	Zakai Zeigler vs Alabama (01/20/2024)
	4	Zakai Zeigler vs Norfolk St. (01/02/2024)
	4	Zakai Zeigler vs NC State (N) (12/16/2023)
	4	Zakai Zeigler vs Ga. Southern (12/12/2023)
BLOCKED SHOTS	4	Josiah-Jordan James vs Kansas (N) (11/22/2023)
	5	Jonas Aidoo vs Kentucky (03/09/2024)
	5	Jonas Aidoo at Georgia (01/13/2024)
TURNOVERS	5	Tobe Awaka vs Tarleton St. (12/21/2023)
	6	Zakai Zeigler at Georgia (01/13/2024)
	6	Zakai Zeigler vs Syracuse (N) (11/20/2023)
FOULS	5	Jahmai Mashack vs Purdue (N) (03/31/2024)
	5	Tobe Awaka vs Purdue (N) (03/31/2024)
	5	Jonas Aidoo vs Auburn (02/28/2024)
	5	Jonas Aidoo at Mississippi St. (01/10/2024)
	5	Tobe Awaka at Mississippi St. (01/10/2024)
	5	Santiago Vescovi vs Illinois (12/09/2023)
	5	Jonas Aidoo at North Carolina (11/29/2023)
	5	Jonas Aidoo vs Purdue (N) (11/21/2023)
	5	Tobe Awaka vs Purdue (N) (11/21/2023)



Zakai Zeigler finished top-15 nationally, including co-sixth among Power Six players, by posting four-plus steals seven times in 2023-24. He was also one of only seven Division I players with multiple 13-assist performances.

Opponent - Individual Game Highs

POINTS	40	Zach Edey vs Purdue (N) (03/31/2024)
	35	Rob Dillingham at Kentucky (02/03/2024)
	27	Antonio Reeves vs Kentucky (03/09/2024)
	27	Reed Sheppard vs Kentucky (03/09/2024)
	27	Tyrece Radford at Texas A&M (02/10/2024)
	27	RJ Davis at North Carolina (11/29/2023)
	27	Fletcher Loyer vs Purdue (N) (11/21/2023)
FIELD GOALS MADE	14	Rob Dillingham at Kentucky (02/03/2024)
	13	Zach Edey vs Purdue (N) (03/31/2024)
FIELD GOAL ATTEMPTS	21	Zach Edey vs Purdue (N) (03/31/2024)
	20	Rob Dillingham at Kentucky (02/03/2024)
	20	AJ Storr at Wisconsin (11/10/2023)
FIELD GOAL PERCENTAGE (min 5 made)	1.000	(7-7) Cameron Matthews vs Mississippi St. (N) (03/15/2024)
	.875	(7-8) Jaemyn Brakefield vs Ole Miss (01/06/2024)
3 PT FG MADE	7	Reed Sheppard vs Kentucky (03/09/2024)
	6	Rob Dillingham at Kentucky (02/03/2024)
3 PT FG ATTEMPTS	11	Wade Taylor IV at Texas A&M (02/10/2024)
	11	Noah Thomasson at Georgia (01/13/2024)
	11	RJ Davis at North Carolina (11/29/2023)
3 PT FG PERCENTAGE (min 2 made)	1.000	(3-3) Myles Stute vs South Carolina (01/30/2024)
	1.000	(2-2) Jaemyn Brakefield vs Ole Miss (01/06/2024)
	1.000	(2-2) Kam Woods vs NC State (N) (12/16/2023)
	1.000	(2-2) Baraka Okojie vs George Mason (12/05/2023)
	1.000	(2-2) Benny Williams vs Syracuse (N) (11/20/2023)
FREE THROWS MADE	14	Zach Edey vs Purdue (N) (03/31/2024)
	11	Terrence Shannon Jr. vs Illinois (12/09/2023)
FREE THROW ATTEMPTS	22	Zach Edey vs Purdue (N) (03/31/2024)
	17	Zach Edey vs Purdue (N) (11/21/2023)
FREE THROW PERCENTAGE (min 3 made)	1.000	(11-11) Terrence Shannon Jr. vs Illinois (12/09/2023)
	1.000	(7-7) Cormac Ryan at North Carolina (11/29/2023)
	1.000	(6-6) Chendall Weaver vs Texas (N) (03/23/2024)
	1.000	(6-6) Jabri Abdur-Rahim at Georgia (01/13/2024)
	1.000	(6-6) Jayden Taylor vs NC State (N) (12/16/2023)
	1.000	(6-6) RJ Davis at North Carolina (11/29/2023)
	1.000	(5-5) Trey Alexander vs Creighton (N) (03/29/2024)
	1.000	(5-5) Baylor Scheierman vs Creighton (N) (03/29/2024)
	1.000	(5-5) Josh Hubbard vs Mississippi St. (N) (03/15/2024)
	1.000	(5-5) K.D. Johnson vs Auburn (02/28/2024)
	1.000	(4-4) Michael Houge vs Saint Peter's (N) (03/21/2024)
	1.000	(4-4) Latrell Reid vs Saint Peter's (N) (03/21/2024)
	1.000	(4-4) Denver Jones vs Auburn (02/28/2024)
	1.000	(4-4) Antonio Reeves at Kentucky (02/03/2024)
	1.000	(4-4) Myles Stute vs South Carolina (01/30/2024)
	1.000	(4-4) Ezra Manjon at Vanderbilt (01/27/2024)
	1.000	(4-4) Justin Hill at Georgia (01/13/2024)
	1.000	(4-4) Russell (Deuce) Dean vs Ga. Southern (12/12/2023)
	1.000	(4-4) Harrison Ingram at North Carolina (11/29/2023)
	1.000	(4-4) Elmarko Jackson vs Kansas (N) (11/22/2023)
REBOUNDS	20	Hunter Dickinson vs Kansas (N) (11/22/2023)
	17	Andersson Garcia at Texas A&M (02/10/2024)
ASSISTS	10	Elliot Cadeau at North Carolina (11/29/2023)
	8	Dajuan Harris Jr. vs Kansas (N) (11/22/2023)
STEALS	5	D.J. Jeffries at Mississippi St. (01/10/2024)
	4	Andersson Garcia vs Texas A&M (02/24/2024)

OUTLOOK

PLAYERS

STAFF

REVIEW

RESULTS

RECORDS

HONORS

POSTSEASON

VOLMANAC

MEDIA INFO



OPPONENT PLAYER GAME HIGHS

Opponent - Individual Game Highs

BLOCKED SHOTS	4	Ugonna Onyenso vs Kentucky (03/09/2024)
	4	Ugonna Onyenso at Kentucky (02/03/2024)
	4	KiAndre Gaddy vs Tarleton St. (12/21/2023)
	4	Naheem McLeod vs Syracuse (N) (11/20/2023)
TURNOVERS	7	Mark Sears vs Alabama (01/20/2024)
	7	Kevin McCullar Jr. vs Kansas (N) (11/22/2023)
FOULS	5	D.J. Wagner vs Kentucky (03/09/2024)
	5	Grant Nelson at Alabama (03/02/2024)
	5	Jordan Butler at Missouri (02/20/2024)
	5	Rob Dillingham at Kentucky (02/03/2024)
	5	Reed Sheppard at Kentucky (02/03/2024)
	5	Grant Nelson vs Alabama (01/20/2024)
	5	Tyrese Samuel vs Florida (01/16/2024)
	5	Silas Demary Jr. at Georgia (01/13/2024)
	5	Avantae Parker vs Ga. Southern (12/12/2023)
	5	Cormac Ryan at North Carolina (11/29/2023)



Rick Barnes was named a Naismith Memorial Basketball Hall of Fame nominee on Dec. 21, 2023. During the 2023-24 campaign, he eclipsed 800 wins in his career, 200 victories at Tennessee and 100 wins in SEC play.

Points

##	Player	G	Pts	Pts/G
3	Knecht, Dalton	36	780	21.7
5	Zeigler, Zakai	36	424	11.8
0	Aidoo, Jonas	36	411	11.4
30	James, Josiah-Jordan	36	302	8.4
2	Gainey, Jordan	36	246	6.8
25	Vescovi, Santiago	35	222	6.3
11	Awaka, Tobe	35	179	5.1
15	Mashack, Jahmai	36	162	4.5
13	Estrella, J.P.	25	40	1.6
1	Dilione V, Freddie	18	30	1.7
43	Carr, Cameron	14	23	1.6
12	Phillips, Cade	13	12	0.9
44	Jefferson, D.J.	1	3	3.0
35	Coyne, Colin	4	2	0.5

Field Goal Percentage

##	Player	FG	Att	Pct
44	Jefferson, D.J.	1	1	1.000
13	Estrella, J.P.	15	21	.714
12	Phillips, Cade	2	3	.667
11	Awaka, Tobe	65	110	.591
1	Dilione V, Freddie	12	23	.522
0	Aidoo, Jonas	173	336	.515
35	Coyne, Colin	1	2	.500
3	Knecht, Dalton	264	577	.458
15	Mashack, Jahmai	56	125	.448
30	James, Josiah-Jordan	100	249	.402
5	Zeigler, Zakai	134	341	.393
25	Vescovi, Santiago	68	185	.368
2	Gainey, Jordan	80	223	.359
43	Carr, Cameron	8	27	.296

Scoring Average

##	Player	G	Pts	Pts/G
3	Knecht, Dalton	36	780	21.7
5	Zeigler, Zakai	36	424	11.8
0	Aidoo, Jonas	36	411	11.4
30	James, Josiah-Jordan	36	302	8.4
2	Gainey, Jordan	36	246	6.8
25	Vescovi, Santiago	35	222	6.3
11	Awaka, Tobe	35	179	5.1
15	Mashack, Jahmai	36	162	4.5
44	Jefferson, D.J.	1	3	3.0
1	Dilione V, Freddie	18	30	1.7
43	Carr, Cameron	14	23	1.6
13	Estrella, J.P.	25	40	1.6
12	Phillips, Cade	13	12	0.9
35	Coyne, Colin	4	2	0.5

Field Goal Attempts

##	Player	G	Att	Att/G
3	Knecht, Dalton	36	577	16.0
5	Zeigler, Zakai	36	341	9.5
0	Aidoo, Jonas	36	336	9.3
30	James, Josiah-Jordan	36	249	6.9
2	Gainey, Jordan	36	223	6.2

Field Goals Made

##	Player	G	Made	Made/G
3	Knecht, Dalton	36	264	7.3
0	Aidoo, Jonas	36	173	4.8
5	Zeigler, Zakai	36	134	3.7
30	James, Josiah-Jordan	36	100	2.8
2	Gainey, Jordan	36	80	2.2

OUTLOOK	
PLAYERS	
STAFF	
REVIEW	
RESULTS	
RECORDS	
HONORS	
POSTSEASON	
VOLMANAC	
MEDIA INFO	



CATEGORY LEADERS

3-Point FG Percentage

##	Player	3FG	Att	Pct
44	Jefferson, D.J.	1	1	1.000
3	Knecht, Dalton	93	234	.397
15	Mashack, Jahmai	14	39	.359
5	Zeigler, Zakai	72	209	.344
30	James, Josiah-Jordan	43	126	.341
25	Vescovi, Santiago	43	132	.326
2	Gainey, Jordan	39	134	.291
1	Dillione V, Freddie	2	7	.286
43	Carr, Cameron	5	18	.278
0	Aidoo, Jonas	3	15	.200

Free Throw Percentage

##	Player	Made	Att	Pct
12	Phillips, Cade	8	9	.889
2	Gainey, Jordan	47	54	.870
30	James, Josiah-Jordan	59	71	.831
1	Dillione V, Freddie	4	5	.800
25	Vescovi, Santiago	43	54	.796
3	Knecht, Dalton	159	206	.772
11	Awaka, Tobe	49	66	.742
15	Mashack, Jahmai	36	50	.720
13	Estrella, J.P.	10	14	.714
5	Zeigler, Zakai	84	119	.706
43	Carr, Cameron	2	3	.667
0	Aidoo, Jonas	62	99	.626

Rebounds

##	Player	G	Reb	Reb/G
0	Aidoo, Jonas	36	263	7.3
30	James, Josiah-Jordan	36	229	6.4
3	Knecht, Dalton	36	176	4.9
11	Awaka, Tobe	35	160	4.6
25	Vescovi, Santiago	35	128	3.7

Rebounds Average

##	Player	G	Reb	Reb/G
0	Aidoo, Jonas	36	263	7.3
30	James, Josiah-Jordan	36	229	6.4
3	Knecht, Dalton	36	176	4.9
11	Awaka, Tobe	35	160	4.6
25	Vescovi, Santiago	35	128	3.7

3-Point FG Attempts

##	Player	G	Att	Att/G
3	Knecht, Dalton	36	234	6.5
5	Zeigler, Zakai	36	209	5.8
2	Gainey, Jordan	36	134	3.7
25	Vescovi, Santiago	35	132	3.8
30	James, Josiah-Jordan	36	126	3.5

3-Point FG Made

##	Player	G	Made	Made/G
3	Knecht, Dalton	36	93	2.6
5	Zeigler, Zakai	36	72	2.0
30	James, Josiah-Jordan	36	43	1.2
25	Vescovi, Santiago	35	43	1.2
2	Gainey, Jordan	36	39	1.1

Free Throw Attempts

##	Player	G	Att	Att/G
3	Knecht, Dalton	36	206	5.7
5	Zeigler, Zakai	36	119	3.3
0	Aidoo, Jonas	36	99	2.8
30	James, Josiah-Jordan	36	71	2.0
11	Awaka, Tobe	35	66	1.9

Free Throws Made

##	Player	G	Made	Made/G
3	Knecht, Dalton	36	159	4.4
5	Zeigler, Zakai	36	84	2.3
0	Aidoo, Jonas	36	62	1.7
30	James, Josiah-Jordan	36	59	1.6
11	Awaka, Tobe	35	49	1.4

Assists

##	Player	G	Ast	Ast/G
5	Zeigler, Zakai	36	218	6.1
25	Vescovi, Santiago	35	86	2.5
30	James, Josiah-Jordan	36	68	1.9
3	Knecht, Dalton	36	65	1.8
15	Mashack, Jahmai	36	46	1.3

Steals

##	Player	G	Stl	Stl/G
5	Zeigler, Zakai	36	62	1.7
30	James, Josiah-Jordan	36	49	1.4
25	Vescovi, Santiago	35	38	1.1
2	Gainey, Jordan	36	31	0.9
15	Mashack, Jahmai	36	30	0.8

Offensive Rebounds

##	Player	G	OReb	OReb/G
0	Aidoo, Jonas	36	100	2.8
11	Awaka, Tobe	35	74	2.1
30	James, Josiah-Jordan	36	56	1.6
15	Mashack, Jahmai	36	51	1.4
3	Knecht, Dalton	36	28	0.8

Defensive Rebounds

##	Player	G	DReb	DReb/G
30	James, Josiah-Jordan	36	173	4.8
0	Aidoo, Jonas	36	163	4.5
3	Knecht, Dalton	36	148	4.1
25	Vescovi, Santiago	35	102	2.9
5	Zeigler, Zakai	36	90	2.5

Fouls

##	Player	G	PF	PF/G
25	Vescovi, Santiago	35	91	2.6
11	Awaka, Tobe	35	87	2.5
0	Aidoo, Jonas	36	78	2.2
15	Mashack, Jahmai	36	78	2.2
30	James, Josiah-Jordan	36	72	2.0

Foul Outs

##	Player	G	FO
0	Aidoo, Jonas	36	4
11	Awaka, Tobe	35	3
25	Vescovi, Santiago	35	1
15	Mashack, Jahmai	36	1

Blocked Shots

##	Player	G	Blk	Blk/G
0	Aidoo, Jonas	36	66	1.8
3	Knecht, Dalton	36	23	0.6
30	James, Josiah-Jordan	36	23	0.6
11	Awaka, Tobe	35	22	0.6
15	Mashack, Jahmai	36	11	0.3

Minutes

##	Player	G	Min	Min/G
5	Zeigler, Zakai	36	1138	31:36
3	Knecht, Dalton	36	1100	30:33
30	James, Josiah-Jordan	36	1050	29:10
0	Aidoo, Jonas	36	893	24:48
25	Vescovi, Santiago	35	884	25:15

Turnovers

##	Player	G	TO	TO/G
5	Zeigler, Zakai	36	78	2.2
3	Knecht, Dalton	36	61	1.7
30	James, Josiah-Jordan	36	37	1.0
0	Aidoo, Jonas	36	36	1.0
25	Vescovi, Santiago	35	34	1.0

OUTLOOK	
PLAYERS	
STAFF	
REVIEW	
RESULTS	
RECORDS	
HONORS	
POSTSEASON	
VOLMANAC	
MEDIA INFO	



PLAYER GAME-BY-GAME POINTS-REBOUNDS-ASSISTS

Opponent	Date	Score	0	1	2	3	5	11	12	13	15	23	24
AIDOO, JONA DILIONE V.													
Tennessee Tech	11/06/2023	80-42	W	48-2	7-3-3	17-3-1	3-2-5	0-3-0	2-1-0	4-1-0	9-3-1	0-0-0	0-0-0
at Wisconsin	11/10/2023	80-70	W	10-7-1	0-0-0	24-5-2	5-3-3	6-6-0	2-1-0	DNP	4-1-1	DNP	DNP
Wofford	11/14/2023	82-61	W	7-7-3	0-1-0	16-1-2	3-1-2	9-6-1	0-0-0	0-0-0	7-4-1	DNP	DNP
vs Syracuse	11/20/2023	73-56	W	14-11-0	DNP	2-3-0	9-1-3	0-1-0	DNP	2-3-1	8-4-1	DNP	DNP
vs Purdue	11/21/2023	67-71	L	5-1-0	DNP	15-2-2	5-4-3	6-1-0	0-1-0	0-0-0	9-2-1	DNP	DNP
vs Kansas	11/22/2023	60-69	L	8-11-0	DNP	13-4-3	0-0-2	1-0-0	DNP	0-0-0	0-2-1	DNP	DNP
at North Carolina	11/29/2023	92-100	L	13-4-0	DNP	11-2-0	3-7-6	9-3-7	0-3-1	0-1-0	2-3-0	DNP	DNP
George Mason	12/05/2023	87-66	W	17-8-4	3-2-1	7-2-3	10-3-2	11-7-0	4-1-0	7-1-0	0-4-1	DNP	DNP
Illinois	12/09/2023	86-79	W	14-7-1	DNP	5-2-1	21-4-1	11-0-4	DNP	DNP	9-4-3	DNP	DNP
Ga. Southern	12/12/2023	74-56	W	29-11-1	5-1-0	7-1-2	7-6-0	7-6-3	0-1-1	4-1-0	2-0-0	DNP	DNP
vs NC State	12/16/2023	79-70	W	4-4-1	DNP	5-2-0	2-1-1	20-3-8	5-12-3	0-0-0	11-5-4	DNP	DNP
Tarleton St.	12/21/2023	65-46	W	7-4-0	DNP	9-3-1	6-3-0	13-2-5	0-2-0	0-0-0	3-3-1	DNP	DNP
Norfolk St.	01/02/2024	87-50	W	4-5-0	4-1-2	4-2-2	15-4-4	10-11-0	2-1-1	4-1-1	8-2-2	0-0-0	DNP
Ole Miss	01/06/2024	90-64	W	24-10-2	DNP	3-2-0	8-2-1	17-5-10	DNP	DNP	10-4-4	DNP	DNP
at Mississippi St.	01/10/2024	72-77	L	9-5-0	0-0-0	0-0-0	28-6-1	26-2-7	4-6-0	DNP	0-6-0	DNP	DNP
at Georgia	01/13/2024	85-79	W	10-15-3	2-1-0	0-1-0	36-4-3	18-5-5	6-2-0	DNP	3-3-1	DNP	DNP
Florida	01/16/2024	85-66	W	19-10-2	0-0-2	0-1-1	39-8-1	7-3-4	2-8-0	7-1-0	6-2-2	DNP	DNP
Alabama	01/20/2024	91-71	W	19-4-1	5-0-1	15-5-1	25-4-2	8-4-6	0-0-0	0-1-0	8-4-4	DNP	DNP
at Vanderbilt	01/27/2024	75-62	W	9-10-1	0-0-0	10-0-1	32-6-3	10-4-6	0-1-0	DNP	0-2-1	DNP	DNP
South Carolina	01/30/2024	59-63	L	6-5-0	DNP	0-2-1	31-7-2	2-1-3	6-8-0	2-2-1	0-1-0	DNP	DNP
at Kentucky	02/03/2024	103-92	W	11-11-1	DNP	5-3-2	16-4-2	26-2-13	4-6-0	DNP	4-3-0	DNP	DNP
LSU	02/07/2024	88-68	W	10-5-1	DNP	18-2-3	27-7-6	17-4-9	0-1-0	DNP	6-1-0	DNP	DNP
at Texas A&M	02/10/2024	69-85	L	6-5-0	DNP	4-1-1	22-7-0	15-6-6	5-3-0	DNP	8-5-1	DNP	DNP
at Arkansas	02/14/2024	92-63	W	23-12-0	0-0-2	17-1-1	22-4-2	9-3-6	3-4-0	DNP	2-1-1	DNP	DNP
Vanderbilt	02/17/2024	88-53	W	11-8-2	2-1-2	1-1-2	14-4-5	14-0-5	0-2-0	DNP	2-2-2	0-1-0	DNP
at Missouri	02/20/2024	72-67	W	14-4-2	DNP	5-1-2	17-10-2	10-1-3	18-10-0	DNP	3-2-1	DNP	DNP
Texas A&M	02/24/2024	86-51	W	18-14-0	0-0-0	3-2-2	24-7-1	9-9-14	12-6-0	DNP	4-1-0	DNP	DNP
Auburn	02/28/2024	92-84	W	14-7-1	DNP	7-3-1	39-2-0	17-4-9	9-5-0	0-1-0	2-2-0	DNP	DNP
at Alabama	03/02/2024	81-74	W	12-7-0	DNP	9-2-0	13-5-1	18-2-4	2-1-0	DNP	8-6-4	DNP	DNP
at South Carolina	03/06/2024	66-59	W	14-9-0	DNP	3-2-2	26-3-1	13-5-7	2-3-0	DNP	0-3-2	DNP	DNP
Kentucky	03/09/2024	81-85	L	11-8-0	0-0-0	2-1-0	40-4-1	17-2-9	1-5-0	DNP	2-3-1	DNP	DNP
vs Mississippi St.	03/15/2024	56-73	L	5-10-0	0-0-0	3-0-0	14-1-1	20-2-2	0-3-0	DNP	10-3-1	DNP	DNP
vs Saint Peter's	03/21/2024	83-49	W	15-6-1	2-0-0	6-0-3	23-8-1	11-2-10	8-4-1	0-2-0	4-6-0	0-0-0	DNP
vs Texas	03/23/2024	62-58	W	11-4-3	DNP	4-2-0	18-9-1	6-4-7	10-5-0	DNP	2-3-0	DNP	DNP
vs Creighton	03/29/2024	82-75	W	4-4-0	0-0-1	7-2-0	26-6-5	18-4-6	5-5-0	0-0-0	4-8-2	DNP	DNP
vs Purdue	03/31/2024	66-72	L	0-2-2	DNP	6-0-1	37-3-1	9-4-8	2-4-0	DNP	2-3-2	DNP	DNP

PLAYER GAME-BY-GAME POINTS-REBOUNDS-ASSISTS

Opponent	Date	Score	25	30	35	43	44
Tennessee Tech	11/06/2023	80-42	W	2-2-2	12-7-2	0-0-0	3-2-0
at Wisconsin	11/10/2023	80-70	W	5-4-1	14-6-0	DNP	DNP
Wofford	11/14/2023	82-61	W	11-3-4	8-7-2	DNP	3-1-1
vs Syracuse	11/20/2023	73-56	W	6-5-5	15-12-1	DNP	DNP
vs Purdue	11/21/2023	67-71	L	8-4-0	3-5-1	DNP	DNP
vs Kansas	11/22/2023	60-69	L	21-4-3	4-5-1	DNP	DNP
at North Carolina	11/29/2023	92-100	L	0-1-2	20-5-0	DNP	0-0-0
George Mason	12/05/2023	87-66	W	7-4-3	15-6-6	DNP	0-1-1
Illinois	12/09/2023	86-79	W	12-9-3	12-6-7	DNP	DNP
Ga. Southern	12/12/2023	74-56	W	2-7-2	3-8-1	DNP	2-3-0
vs NC State	12/16/2023	79-70	W	9-3-2	23-7-3	DNP	DNP
Tarleton St.	12/21/2023	65-46	W	12-7-5	10-10-1	DNP	DNP
Norfolk St.	01/02/2024	87-50	W	9-2-2	8-7-5	2-0-0	0-0-0
Ole Miss	01/06/2024	90-64	W	11-4-4	8-8-4	DNP	DNP
at Mississippi St.	01/10/2024	72-77	L	2-1-4	3-6-0	DNP	DNP
at Georgia	01/13/2024	85-79	W	6-2-3	4-6-2	DNP	DNP
Florida	01/16/2024	85-66	W	2-3-2	3-7-3	DNP	0-0-0
Alabama	01/20/2024	91-71	W	10-3-5	1-4-1	DNP	DNP
at Vanderbilt	01/27/2024	75-62	W	12-5-2	0-4-0	DNP	DNP
South Carolina	01/30/2024	59-63	L	10-3-1	2-7-3	DNP	DNP
at Kentucky	02/03/2024	103-92	W	11-4-2	26-5-1	DNP	0-1-1
LSU	02/07/2024	88-68	W	2-1-3	8-4-1	DNP	0-0-0
at Texas A&M	02/10/2024	69-85	L	5-3-2	4-3-1	DNP	DNP
at Arkansas	02/14/2024	92-63	W	4-6-2	12-3-0	DNP	0-0-0
Vanderbilt	02/17/2024	88-53	W	12-3-5	13-7-2	0-1-0	DNP
at Missouri	02/20/2024	72-67	W	1-5-0	4-3-0	DNP	DNP
Texas A&M	02/24/2024	86-51	W	6-5-2	8-5-4	DNP	2-0-0
Auburn	02/28/2024	92-84	W	2-4-1	2-6-1	DNP	DNP
at Alabama	03/02/2024	81-74	W	8-3-2	11-13-3	DNP	DNP
at South Carolina	03/06/2024	66-59	W	2-5-2	6-6-0	DNP	DNP
Kentucky	03/09/2024	81-85	L	0-2-4	8-10-2	DNP	DNP
vs Mississippi St.	03/15/2024	56-73	L	4-1-4	0-9-4	DNP	DNP
vs Saint Peter's	03/21/2024	83-49	W	6-4-0	0-5-3	0-0-0	2-1-0
vs Texas	03/23/2024	62-58	W	2-4-0	9-9-0	DNP	DNP
vs Creighton	03/29/2024	82-75	W	DNP	15-4-2	DNP	3-1-0
vs Purdue	03/31/2024	66-72	L	0-2-2	8-4-1	DNP	DNP



Santiago Vescovi and Josiah-Jordan James, both five-year starters who utilized the "COVID year" to return to Tennessee for an extra season, finished first (144) and fifth (123), respectively, in career starts as a Volunteer. They also placed second (4,432) and third (4,068) in minutes, respectively.

SUPERLATIVES

Points, 20-Plus

- 40 Dalton Knecht vs. Kentucky (3/9/24)
- 39 Dalton Knecht vs. Auburn (2/28/24)
- 39 Dalton Knecht vs. Florida (1/16/24)
- 37 Dalton Knecht v. Purdue (3/31/24)
- 37 Dalton Knecht at North Carolina (11/29/23)
- 36 Dalton Knecht at Georgia (1/13/24)
- 32 Dalton Knecht at Vanderbilt (1/27/24)
- 31 Dalton Knecht vs. South Carolina (1/30/24)
- 29 Jonas Aidoo vs. Ga. Southern (12/12/23)
- 28 Dalton Knecht at Miss. State (1/10/24)
- 27 Dalton Knecht vs. LSU (2/7/24)
- 26 Dalton Knecht v. Creighton (3/29/24)
- 26 Dalton Knecht at South Carolina (3/6/24)
- 26 Josiah James at Kentucky (2/3/24)
- 26 Zakai Zeigler at Kentucky (2/3/24)
- 26 Zakai Zeigler at Mississippi State (1/10/24)
- 25 Dalton Knecht vs. Alabama (1/20/24)
- 24 Dalton Knecht vs. Texas A&M (2/24/24)
- 24 Jonas Aidoo vs. Ole Miss (1/6/24)
- 24 Dalton Knecht at Wisconsin (11/10/23)
- 23 Dalton Knecht v. Saint Peter's (3/21/24)
- 23 Jonas Aidoo at Arkansas (2/14/24)
- 23 Josiah James v. NC State (12/16/23)
- 22 Dalton Knecht at Arkansas (2/14/24)
- 22 Dalton Knecht at Texas A&M (2/10/24)
- 21 Dalton Knecht vs. Illinois (12/9/23)
- 21 Santiago Vescovi v. Kansas (11/22/23)
- 20 Zakai Zeigler v. Mississippi State (3/15/24)
- 20 Zakai Zeigler v. NC State (12/16/23)
- 20 Josiah James at North Carolina (11/29/23)

v. = neutral-site game

20-Point Games (30)

- 19 Dalton Knecht
- 4 Zakai Zeigler
- 3 Jonas Aidoo
- 3 Josiah-Jordan James
- 1 Santiago Vescovi

Double-Figure Scoring Games (115)

- 32 Dalton Knecht
- 22 Jonas Aidoo
- 20 Zakai Zeigler
- 13 Josiah-Jordan James
- 10 Santiago Vescovi
- 10 Jordan Gainey
- 5 Tobe Awaka
- 3 Jahmai Mashack

Rebounds, 10-Plus

- 15 Jonas Aidoo at Georgia (1/13/24)
- 14 Jonas Aidoo vs. Texas A&M (2/24/24)
- 13 Josiah James at Alabama (3/2/24)
- 12 Jonas Aidoo at Arkansas (2/14/24)
- 12 Tobe Awaka v. NC State (12/16/23)
- 12 Josiah James v. Syracuse (11/20/23)
- 11 Jonas Aidoo at Kentucky (2/3/24)
- 11 Tobe Awaka vs. Norfolk State (1/2/24)
- 11 Jonas Aidoo vs. Ga. Southern (12/12/23)
- 11 Jonas Aidoo v. Kansas (11/22/23)
- 11 Jonas Aidoo v. Syracuse (11/20/23)
- 10 Jonas Aidoo v. Mississippi State (3/15/24)
- 10 Josiah James vs. Kentucky (3/9/24)
- 10 Tobe Awaka at Missouri (2/20/24)
- 10 Dalton Knecht at Missouri (2/20/24)
- 10 Jonas Aidoo at Vanderbilt (1/27/24)
- 10 Jonas Aidoo vs. Florida (1/16/24)
- 10 Jonas Aidoo vs. Ole Miss (1/6/24)
- 10 Josiah James vs. Tarleton State (12/21/23)

v. = neutral-site game

10-Rebound Games (19)

- 11 Jonas Aidoo
- 4 Josiah-Jordan James
- 3 Tobe Awaka
- 1 Dalton Knecht

Assists, Six-Plus

- 14 Zakai Zeigler vs. Texas A&M (2/24/24)
- 13 Zakai Zeigler at Kentucky (2/3/24)
- 10 Zakai Zeigler v. Saint Peter's (3/21/24)
- 10 Zakai Zeigler vs. Ole Miss (1/6/24)
- 9 Zakai Zeigler vs. Kentucky (3/9/24)
- 9 Zakai Zeigler vs. Auburn (2/28/24)
- 9 Zakai Zeigler vs. LSU (2/7/24)
- 8 Zakai Zeigler v. Purdue (3/31/24)
- 8 Zakai Zeigler v. NC State (12/16/23)
- 7 Zakai Zeigler v. Texas (3/23/24)
- 7 Zakai Zeigler at South Carolina (3/6/24)
- 7 Zakai Zeigler at Mississippi State (1/10/24)
- 7 Zakai Zeigler vs. Ga. Southern (12/12/23)
- 7 Josiah James vs. Illinois (12/9/23)
- 7 Zakai Zeigler at North Carolina (11/29/23)
- 6 Zakai Zeigler v. Creighton (3/29/24)
- 6 Zakai Zeigler at Arkansas (2/14/24)
- 6 Zakai Zeigler at Texas A&M (2/10/24)
- 6 Dalton Knecht vs. LSU (2/7/24)
- 6 Zakai Zeigler at Vanderbilt (1/27/24)
- 6 Zakai Zeigler vs. Alabama (1/20/24)
- 6 Josiah James vs. George Mason (12/5/24)
- 6 Zakai Zeigler vs. George Mason (12/5/24)

v. = neutral-site game

Six-Assist Games (23)

- 20 Zakai Zeigler
- 2 Josiah-Jordan James
- 1 Dalton Knecht

Steals, Four-Plus

- 5 Zakai Zeigler vs. LSU (2/7/24)
- 4 Josiah James v. Mississippi State (3/15/24)
- 4 Zakai Zeigler vs. Texas A&M (2/24/24)
- 4 Zakai Zeigler at Texas A&M (2/10/24)
- 4 Zakai Zeigler vs. Alabama (1/20/24)
- 4 Zakai Zeigler vs. Norfolk State (1/2/24)
- 4 Zakai Zeigler v. NC State (12/16/23)
- 4 Zakai Zeigler vs. Ga. Southern (12/12/23)
- 4 Josiah James v. Kansas (11/22/23)

v. = neutral-site game

Four-Steal Games (Nine)

- 7 Zakai Zeigler
- 2 Josiah-Jordan James

Blocked Shots, Three-Plus

- 5 Jonas Aidoo vs. Kentucky (3/9/24)
- 5 Jonas Aidoo at Georgia (1/13/24)
- 5 Tobe Awaka vs. Tarleton State (12/21/23)
- 4 Josiah James vs. Auburn (2/28/24)
- 4 Jonas Aidoo at Missouri (2/20/24)
- 4 Jonas Aidoo vs. Alabama (1/20/24)
- 4 Jonas Aidoo vs. Tennessee Tech (11/6/24)
- 3 Jonas Aidoo v. Saint Peter's (3/21/24)
- 3 Jonas Aidoo vs. Texas A&M (2/24/24)
- 3 Jonas Aidoo vs. Vanderbilt (2/17/24)
- 3 Dalton Knecht at Arkansas (2/14/24)
- 3 Josiah James at Texas A&M (2/10/24)
- 3 Jonas Aidoo vs. LSU (2/7/24)
- 3 Dalton Knecht vs. LSU (2/7/24)
- 3 Jonas Aidoo at Kentucky (2/3/24)
- 3 Dalton Knecht at Vanderbilt (1/27/24)
- 3 Tobe Awaka vs. Norfolk State (1/2/24)
- 3 Jonas Aidoo v. Kansas (11/22/23)

v. = neutral-site game

Three-Block Games (18)

- 11 Jonas Aidoo
- 3 Dalton Knecht
- 2 Tobe Awaka
- 2 Josiah-Jordan James

Double-Doubles

- 11p, 10a Zakai Zeigler v. Saint Peter's (3/21/24)
- 11p, 13r Josiah James at Alabama (3/2/24)
- 18p, 14r Jonas Aidoo vs. Texas A&M (2/24/24)
- 18p, 10r Tobe Awaka at Missouri (2/20/24)
- 17p, 10r Dalton Knecht at Missouri (2/20/24)
- 23p, 12r Jonas Aidoo at Arkansas (2/14/24)
- 11p, 11r Jonas Aidoo at Kentucky (2/3/24)
- 26p, 13a Zakai Zeigler at Kentucky (2/3/24)
- 19p, 10r Jonas Aidoo vs. Florida (1/16/24)
- 10p, 15r Jonas Aidoo at Georgia (1/13/24)
- 24p, 10r Jonas Aidoo vs. Ole Miss (1/6/24)
- 17p, 10a Zakai Zeigler vs. Ole Miss (1/6/24)
- 10p, 11r Tobe Awaka vs. Norfolk State (1/2/24)
- 10p, 10r Josiah James vs. Tarleton State (12/21/23)
- 29p, 11r Jonas Aidoo vs. Ga. Southern (12/12/23)
- 14p, 11r Jonas Aidoo v. Syracuse (11/20/23)
- 15p, 12r Josiah James v. Syracuse (11/20/23)

v. = neutral-site game

Double-Doubles (17)

- 8 Jonas Aidoo
- 3 Josiah-Jordan James
- 3 Zakai Zeigler
- 2 Tobe Awaka
- 1 Dalton Knecht

Attendance Summary

	GP	TOT	AVG	HI	LOW
Home	16	314,617	19,664	22,547	16,013
Away	11	164,601	14,964	20,756	8,160
Neutral	9	108,447	12,050	18,577	2,481
Total	36	587,665	16,324	22,547	2,481

Tennessee's Record When...

Facing AP top-10 opponents	1-3
Facing AP top-25 opponents	7-5
Facing AP RV opponents	3-1
Facing teams over .500 on gameday	22-9
Facing teams under .500 on gameday	4-0
Facing teams at .500 on gameday (includes 0-0)	1-0
Leading at halftime	22-1
Trailing at halftime	5-7
Tied at halftime	0-1
Leading by double digits at halftime	12-0
Trailing by double digits at halftime	0-4
Leading with 10:00 left in regulation	24-0
Trailing with 10:00 left in regulation	3-9
Leading with 5:00 left in regulation	26-0
Trailing with 5:00 left in regulation	1-7
Tied with 5:00 left in regulation	0-2
Recording more rebounds	22-1
Opponent records more rebounds	4-7
Rebound total is the same	1-1
Recording more offensive rebounds	15-4
Opponent records more offensive rebounds	9-4
Offensive rebound total is the same	1-1
Recording more assists	23-4
Opponent records more assists	3-4
Assist total is the same	1-1
Committing fewer turnovers	16-8
Opponent commits fewer turnovers	7-1
Turnover total is the same	4-0
Recording a better assist/turnover ratio	23-7
Opponent records a better assist/turnover ratio	4-2
Recording more steals	16-4
Opponent records more steals	7-3
Steal total is the same	4-2
Recording more blocks	20-3
Opponent records more blocks	3-2
Block total is the same	4-4
Shooting better than opponent from the field	22-2
Opponent shoots better from the field	5-7
Shooting 50 percent or better from the field	8-1
Shooting 40-49.9 percent from the field	15-1
Shooting 30-39.9 percent from the field	4-7
Opponent shoots 50 percent or better from the field	0-3
Opponent shoots 40-49.9 percent from the field	9-4
Opponent shoots 30-39.9 percent from the field	13-2
Opponent shoots under 30 percent from the field	5-0
Making more 3-pointers	13-5
Opponent makes more 3-pointers	10-4
Made 3-point total is the same	4-0
Shooting 35 percent or better on 3-pointers	15-8
Shooting under 35 percent on 3-pointers	12-8
Making more free throws	19-0
Opponent makes more free throws	7-9
Made free-throw total is the same	1-0
Recording more free-throw attempts	18-2
Opponent has more free-throw attempts	7-6
Attempted free-throw total is the same	2-1
Shooting 70 percent or better at the line	24-4
Shooting under 70 percent at the line	3-5
Five players score in double figures	3-0
Four players score in double figures	9-1
Three players score in double figures	13-3
Two players score in double figures	1-4
One player scores in double figures	1-1
Scoring under 60 points	0-2
Scoring between 60-69 points	3-4
Scoring between 70-79 points	5-1
Scoring between 80-89 points	1-2
Scoring 90 or more points	5-1
Opponent scores under 60 points	10-0
Opponent scores between 60-69 points	8-2
Opponent scores between 70-79 points	7-4
Opponent scores between 80-89 points	1-2
Opponent scores 90 or more points	1-1
Tipping off in the morning (before noon local)	1-1
Tipping off in the afternoon (12-4:59 p.m. local)	2-4
Tipping off in the evening (5 p.m. or later local)	24-4
In November	4-5
In December	5-0
In January	6-2
In February	7-1
In March	5-3
On Weekdays	15-6
On Weekends	11-3

Starting Lineups (listed in order of positions, 1-5)

W-L	
22-6	Zeigler, Vescovi, Knecht, James, Aidoo
4-2	Mashack, Vescovi, Knecht, James, Aidoo
1-1	Zeigler, Mashack, Knecht, James, Aidoo

Margin of Victory/Defeat

	1	2	3	4	5	6	7	8	9	10	11-15	16-19	20-24	25-29	30+
Wins	-	-	-	1	1	1	4	1	1	1	2	4	4	2	5
Losses	-	-	-	3	1	1	-	1	1	-	-	2	-	-	-

Most First Half Points

Tennessee	51	vs. Vanderbilt (2/17/24)
Opponent	61	at N. Carolina (11/29/23)

Fewest First Half Points

Tennessee	19	v. Miss. St. [SECT] (3/15/24)
Opponent	12	vs. Tenn. Tech (11/6/23)

Largest Halftime Lead

Tennessee	31	vs. Vanderbilt (2/17/24)
Opponent	22	at N. Carolina (11/29/23)

Most Second Half Points

Tennessee	57	at Kentucky (2/3/24)
Opponent	52	vs. Kentucky (3/9/24)

Fewest Second Half Points

Tennessee	25	twice
Opponent	21	vs. Tarleton St. (12/21/23)

Largest Margin of Victory

Tennessee	38	vs. Tenn. Tech (11/6/23)
Opponent	17	v. Miss. St. [SECT] (3/15/24)

Largest Halftime Deficit Overcome in Win

Tennessee	5	at Vanderbilt (1/27/24)
Opponent	1	v. Purdue [Mau] (11/21/23)

Largest Deficit Overcome in Win

Tennessee	11	at Georgia (1/13/24)
Opponent	11	v. Purdue [NCAAT] (3/31/24)

Jump Balls Controlled

Tennessee	24
Opponents	12

How First Points Scored

3-Pointer	10
Layup	10
Jump-Shot	8
Free Throw	4
Dunk	2
Hook/Over Shoulder	1
Tip-in	1

UT's First Points

	S	UT
Josiah James	5	25
Dalton Knecht	18	18
Santiago Vescovi	1	18
Jonas Aidoo	6	7
Zakai Zeigler	4	7
Jordan Gainey	1	1
Jahmai Mashack	1	1

First Off UT Bench*

	S	UT
Tobe Awaka	29	37
Jonas Aidoo	-	28
Zakai Zeigler	1	24
Jordan Gainey	21	21
Jahmai Mashack	17	20
Josiah James	-	11
Santiago Vescovi	-	1

Points Leader*

	S	UT
Santiago Vescovi	1	34
Dalton Knecht	24	24
Josiah James	2	16
Zakai Zeigler	6	16
Jonas Aidoo	4	5
Tobe Awaka	1	1

Rebs. Leader*

	S	UT
Josiah James	8	39
Jonas Aidoo	17	26
Santiago Vescovi	2	18
Tobe Awaka	6	11
Dalton Knecht	8	8
Jahmai Mashack	2	4
Zakai Zeigler	1	3
Jordan Gainey	2	2

Assists Leader*

	S	UT
Zakai Zeigler	30	56
Santiago Vescovi	6	46
Josiah James	5	21
Jahmai Mashack	1	5
Jordan Gainey	1	1
Dalton Knecht	1	1

Steals Leader*

	S	UT
Santiago Vescovi	9	47
Josiah James	12	46
Zakai Zeigler	15	40
Jahmai Mashack	7	15
Jordan Gainey	5	5
Dalton Knecht	5	5
Jonas Aidoo	2	2

Blocks Leader*

	S	UT
Jonas Aidoo	21	46
Josiah James	7	32
Jahmai Mashack	6	10
Tobe Awaka	3	7
Dalton Knecht	6	6
Zakai Zeigler	2	6
Santiago Vescovi	-	2
Cameron Carr	1	1
Colin Coyne	-	1
Jordan Gainey	1	1

Minutes Leader*

	S	UT
Santiago Vescovi	2	41
Zakai Zeigler	21	31
Josiah James	7	22
Dalton Knecht	6	6

10+ Points

	S	C
Santiago Vescovi	10	81
Dalton Knecht	32	75
Josiah James	13	62
Jordan Gainey	10	60
Zakai Zeigler	20	56
Jonas Aidoo	22	26
Jahmai Mashack	3	9
Tobe Awaka	5	7

20+ Points

	S	C
Dalton Knecht	19	38
Jordan Gainey	-	13
Santiago Vescovi	1	10
Josiah James	3	7
Zakai Zeigler	4	7
Jonas Aidoo	3	3

10+ Rebounds

	S	C
Josiah James	4	14
Jonas Aidoo	11	13
Dalton Knecht	1	7
Tobe Awaka	3	5
Santiago Vescovi	-	2

10+ Assists

	S	C
Zakai Zeigler	4	9

5+ Assists

	S	C
Zakai Zeigler	24	45
Santiago Vescovi	4	32

Josiah James	3	16
Jordan Gainey	-	6
Dalton Knecht	3	5
Jahmai Mashack	-	2

3+ Steals

	S	C
Santiago Vescovi	3	28
Zakai Zeigler	10	28
Josiah James	7	24
Jordan Gainey	2	14
Jahmai Mashack	-	8
Jonas Aidoo	1	2
Dalton Knecht	2	3

2+ Blocks

	S	C
Jonas Aidoo	21	36
Josiah James	5	27
Dalton Knecht	6	12
Jordan Gainey	-	5
Jahmai Mashack	3	5
Tobe Awaka	2	3
Santiago Vescovi	-	2
Cameron Carr	1	1
Zakai Zeigler	-	1

Double-Doubles

	S	C
Jonas Aidoo	8	9
Josiah James	3	8
Zakai Zeigler	3	8
Dalton Knecht	1	7
Tobe Awaka	2	2
Santiago Vescovi	-	1

Dunks

	S	UT
Jonas Aidoo	47	71
Josiah James	6	30
Dalton Knecht	28	28
Tobe Awaka	8	16
J.P. Estrella	8	8
Jahmai Mashack	-	4
Jordan Gainey	3	3
Freddie Dillione V	2	2
Cade Phillips	2	2
Cameron Carr	1	1
Colin Coyne	1	1

Charges Drawn

	S	UT
Santiago Vescovi	2	21
Josiah James	-	17
Zakai Zeigler	1	13
Jahmai Mashack	1	4

* includes ties/multiples

S = 2023-24 season

UT = Tennessee career

C = College career

OUTLOOK

PLAYERS

STAFF

REVIEW

RESULTS

RECORDS

HONORS

POSTSEASON

VOLMANAC

MEDIA INFO



BOX SCORES

OUTLOOK

PLAYERS

STAFF

REVIEW

RESULTS

RECORDS

HONORS

POSTSEASON

VOLMANAC

MEDIA INFO



Official Basketball Box Score - Final
Tennessee at Purdue
11/23/23 South Hall Arena at Hinkle Fieldhouse, Knoxville, TN
2023-24 Men's Basketball

Game Time: 8:00 PM
Game Duration: 2:03
Attendance: 4,527

Officials: Randy McCall, Michael Greenstein, Neal Voyard Tisdal

Tennessee - 67

Record: 6-4

NO	Name	Min	FG		3P	FT	Rebounds	Fouls	TP	AS	TO	ST	Blocks		+/-
			M/A	P/A	M/A	P/A							B/B	BB	
0	Jones Aidofo	F 20:57	1-3	0-0	3-4	0	1	1	5	2	5	0	0	0	2
3	Dalton Knecht	G 32:08	6-13	3-5	1-2	1	6	7	1	2	16	2	0	1	2
15	Jahma Mashack	G 16:28	3-7	0-1	3-6	2	0	2	4	3	1	0	2	1	0
25	Santiago Vescovi	G 27:19	0-3	0-3	8-10	1	3	4	4	6	8	0	2	1	0
30	Joseph-Jordan James	G 33:45	1-4	1-4	0	2	3	5	2	0	1	0	1	1	0
11	Tobee Aweika	G 12:59	3-3	0-0	0-0	1	0	1	5	2	2	6	1	1	0
2	Jordan Ganev	G 24:33	3-10	0-7	0	2	2	3	15	2	0	1	0	0	3
5	Zakai Ziegler	28:54	2-11	1-7	0	1	3	4	2	0	5	3	2	0	1
13	J.P. Estrella	07:55	0-0	0-0	0	0	0	0	3	2	0	1	1	0	0
12	Cade Phillips	03:57	0-0	0-0	0	1	1	1	0	0	0	0	0	0	2
Team						2	2	4	0	0	0	0			
Totals			19-57	8-30	21-38	10	21	31	51	31	67	9	10	3	3

Technical Fouls:Coach 1*15 15

Purdue - 71

Record: 5-0

NO.	Name	Min	FG	3P	FT	Rebounds	Fouls	TP	AS	TO	ST	Blocks	+/-		
			M/A	M/A	M/A	OR	OR	FF				BB			
4	Trey Kaufman-Renn	F 20:58	2-7	0-0	4-6	4	5	5	2	1	1	1	0	5	6
14	Tyler Edey	G 36:16	9-17	3-7	1-2	14	4	8	25	0	0	0	1	1	4
2	Fletcher Loyer	G 35:48	7-18	3-10	1-1	0	6	6	2	8	27	0	2	3	0
3	Brandon Smith	G 34:52	2-9	0-1	2-6	1	4	5	0	6	1	3	3	0	0
5	Lance Jones	G 30:15	1-4	1-2	0-0	3	3	1	1	4	4	1	0	1	3
10	Mason Gills	12:22	0-2	0-0	0-0	0	3	0	3	0	0	1	2	0	0
22	Canden Hodge	07:11	0-0	0-0	0-0	0	0	0	2	0	0	1	0	0	0
1	Caleb Furst	20:08	0-3	0-0	3-4	2	2	4	3	3	3	0	0	0	0
15	Myles Morton	05:58	0-0	0-0	0-0	0	0	0	1	0	1	1	0	1	0
5	Myles Colvin	06:35	0-1	0-0	0-0	0	0	0	1	0	0	0	0	0	1
Team						2	3	5	0	0	0	1			
Totals			19-54	4-15	29-48	17	27	44	21	30	71	8	16	3	4

Technical Fouls:NONE

		TEN	PUR	Points from		TEN	PUR	Period by Period Scoring	
Biggest lead		9 (1 st 8:51)	8 (2 nd 14:06)	Turnovers		10	7	1st	
Best Scoring Run		10 (1 st 8:51)	7 (2 nd 17:41)	Paint		18	28	2nd	
Lead Changes		6		Second Chance		11	18	TOT	
Times Tied		7		Fast Breaks		5	3	1st	
Time with Lead		14:12	21:58	Bench		28	5	2nd	
				PUR		30	41	TOT	



Official Basketball Box Score - Final
Tennessee at Kansas
11/23/23 South Hall Arena at Hinkle Fieldhouse, Knoxville, TN
2023-24 Men's Basketball

Game Time: 8:00 PM
Game Duration: 2:03
Attendance: 1,164

Officials: Roger Ayers, DJ Carstensen, Dallas Carr

Tennessee - 68

Record: 4-2

NO.	Name	Min	FG	3P	FT	Rebounds	Fouls	TP	AS	TO	ST	Blocks	+/-			
			MA	MA	MA	OR	FF	BB								
0	Jones Aidofo	F 26:21	4-10	0-1	0-0	5	6	11	2	1	9	0	0	3	0	
3	Dalton Knecht	G 32:55	1-17	4-14	2-4	2	4	6	2	2	13	2	0	0	-11	
15	Jahma Mashack	G 15:50	0-2	0-0	0	0	2	2	3	0	1	1	1	0	0	
25	Santiago Vescovi	G 36:36	8-15	5-10	0	0	4	4	5	3	0	21	3	1	0	
30	Joseph-Jordan James	G 33:46	1-5	0-3	0-2	1	4	5	3	1	4	1	0	4	0	
5	Zakai Ziegler	20:40	0-5	0-4	0-0	0	0	0	2	0	0	0	2	0	0	
11	Tobee Aweika	07:00	0-2	0-0	0	0	0	0	2	2	1	0	0	0	1	
2	Jordan Ganev	24:38	0-12	3-8	0	0	4	4	1	2	13	3	1	2	0	
13	J.P. Estrella	02:13	0-0	0-0	0	0	0	0	1	0	0	0	0	0	0	
Team						1	2	3	0	0	1					
Totals			22-71	9-33	7-8	9	26	35	19	9	60	12	6	11	3	-6

Technical Fouls:Coach 1*15 15

Kansas - 68

Record: 5-1

NO.	Name	Min	FG	3P	FT	Rebounds	FOU	TP	AS	TO	ST	Blocks	+/-			
			MA	MA	MA	OR	OR	FF	BB							
24	KJ Adams, Jr.	F 33:39	5-9	0-0	1-6	1	1	1	4	3	4	13	2	1	0	
1	Hunter Dickinson	G 29:54	7-12	1-2	2-5	1	1	9	20	1	1	1	1	1	4	
3	Dajuan Harris, Jr.	G 31:04	0-1	0-2	1-2	1	2	3	0	1	5	8	0	0	0	
13	Elmarko Jackson	G 13:18	0-2	0-1	4-4	0	1	1	0	2	4	1	1	0	0	
15	Kevin McCullary Jr.	G 34:22	6-13	0-1	2-3	1	5	6	5	14	3	7	0	2	2	
10	Johnny Furphy	10:49	2-2	1-1	0-0	0	0	1	0	5	0	0	0	0	-11	
25	Nicolas Timberlake	03:05	1-1	0	0	0	0	0	0	2	0	1	0	0	0	
29	Parker Braun	08:14	0-1	0	0	0	2	2	0	0	1	2	0	1	0	
11	Jamari McDowell	27:16	2-7	2-6	1-2	1	3	4	1	1	1	1	0	1	0	
Team						0	5	5	0	0	0					
Totals			27-52	4-12	11-22	5	40	45	10	16	69	18	15	5	3	3

Technical Fouls:Coach 1*15 15

		TEN	KAN	Points from		TEN	KAN	Period by Period Scoring	
Biggest lead		7 (1 st 8:00)	21 (2 nd 2:07)	Turnovers		17	5	1st	
Best Scoring Run		8 (1 st 8:57)	9 (1 st 2:14)	Paint		26	40	2nd	
Lead Changes		7		Second Chance		7	7	TOT	
Times Tied		14	6	Fast Breaks		14	6	1st	
Time with Lead		08:31	25:35	Bench		14	16	2nd	
				PUR		35	34	TOT	



Official Basketball Box Score - Final
Tennessee at North Carolina
11/23/23 Smith Center, Chapel Hill
2023-24 Men's Basketball

Game Time: 7:00 PM
Game Duration: 2:00
Attendance: 30,768

Officials: Ron Gower, Ben Smith, Clarence Armstrong

Tennessee - 92

Record: 4-3

NO.	Name	Min	FG	3P	FT	Rebounds	Fouls	TP	AS	TO	ST	Blocks	+/-		
			MA	MA	MA	OR	OR	FF	BB						
0	Jones Aidofo	F 20:57	5-7	0-0	3-3	0	4	5	2	13	0	0	1	0	
3	Dalton Knecht	G 37:30	12-17	4-8	7-8	0	6	6	1	9	37	3	4	1	
5	Zakai Ziegler	G 27:38	5-8	2-6	1-3	0	3	3	3	7	2	0	0	10	
25	Santiago Vescovi	G 13:58	0-1	0-0	0	0	1	0	1	4	0	0	2	2	
30	Joseph-Jordan James	G 38:02	8-11	2-4	2-2	2	3	5	2	1	20	0	1	0	
2	Jordan Ganev	G 31:50	5-15	1-9	0	0	2	2	3	1	11	0	0	2	
15	Jahma Mashack	G 15:03	1-3	0-0	0	0	1	2	3	2	2	0	1	0	
11	Tobee Aweika	G 15:05	1-0	0-0	0	0	0	0	1	1	0	0	0	0	
13	J.P. Estrella	02:52	0-0	0-0	0	0	0	0	1	1	0	0	0	0	
43	Cameron Carr	00:19	0-1	0-0	0	0	0	0	0	0	0	0	0	0	
12	Cade Phillips	11:58	0-0	0-0	0	0	2	1	3	0	0	1	2	0	
Team						1	2	3	0	0	0				
Totals			32-63	9-28	13-16	7	24	31	24	18	92	13	12	5	1

Technical Fouls:NONE

North Carolina - 10															
		Record 6-1													
NO.	Name	Min	FG	3P	FT	Rebounds	Fouls	TP	AS	TO	ST	Blocks	+/-		
		SA	MA	MA	MA	OR	FF	BB				SA			
5	Armando Bacot	F 30:58	5-8	0-0	10-13	9	11	5	9	22	3	0	1	6	
24	Jar'yn Withers	F 11:36	0-2	0-0	0-0	1	2	2	1	0	3	0	0	1	8
5	Harrison Ingram	F 25:12	6-18	4-8	4-4	2	4	6	5	10	2	3	0	1	1
2	Elle Cardo	G 21:12	0-5	0-1	1-1	2	3	5	2	0	1	0	1	2	10
4	David Davis	G 21:12	5-11	5-11	5-6	0	4	4	4	0	0	0	0	0	1
1	Cory Ryan	G 22:10	0-6	0-6	7-7	7	7	0	3	15	1	1	1	11	1
1	Zayden Hill	05:10	0-0	0-0	0-0	0	0	0	0	0	0	0	0	0	0
7	Shel Tremble	12:44	2-3	0-0	2	0	2	2	3	2	4	0	1	1	-1
13	Jaheim Williams	08:59	0-3	0-1	0	2	0	1	3	0	7	1	1	0	0
10	Sebastian Wojcik	G 03:50	0-1	0-0	0-0	1	1	2	0	0	0	0	0	0	0
Totals			26-41	12-28	32-38	12	22	34	20	10	9	6	6	7	8

BOX SCORES



Official Basketball Box Score - Final
Illinois at Tennessee
12/20/23 Ford City Center, Knoxville, Tennessee
2023-2024 Men's Basketball

Game Time: 12:00 PM
Game Duration: 2:28
Attendance: 11,678

Officials: Terry Ogilvy, Don Daly, Patrick Evans

Illinois - 79		Record: 7-2														
NO.	Name	Min	FG	3P	FT	Rebounds	Fouls	TP	AS	TO	ST	Blocks	+	-		
						OR	DR									
1	Marcus Dismack	F 22:28	2-11	0-5	2-2	2	3	1	5	2	0	0	0	0		
13	Quincy Guerrier	F 22:34	7-14	3-8	5-7	0	5	4	4	22	0	0	0	5		
3	Coleman Hawkins	F 30:13	4-12	3-10	1-2	1	3	4	2	12	4	1	2	0		
0	Terrence Shannon Jr.	F 36:52	5-16	1-11	1-1	1	3	4	3	22	1	1	0	3		
20	Ty Rodgers	G 21:15	0-0	0-0	3-4	1	2	3	3	2	1	1	0	0		
4	Justin Hammon	T 22:26	2-4	0-2	0-0	2	0	2	1	4	0	0	0	0		
10	Luke Goode	13:05	2-5	2-5	2-2	1	6	7	4	1	0	1	1	2		
42	Dain Dainja	13:05	1-2	0-0	0-0	2	1	3	1	1	2	0	1	0		
2	Dora Gibbs-Lawhorn	11:25	0-0	0-0	0-0	0	0	1	0	0	0	0	0	2		
Team						4	0	4	0	0	1	0	1	0		
Totals			23-45	9-38	24-28	12	22	34	22	73	5	9	5	2	3	7

Shooting By Period	
1st FG%	11-32 34.4%
2nd FG%	10-20 50.0%
3rd FG%	10-18 55.6%
4th FG%	10-18 55.6%
FT%	15-18 83.3%
3PT%	9-35 25.0%
FT%	24-28 85.7%
Dead Ball Rebounds: 3.0	



Official Basketball Box Score - Final
Georgia Southern at Tennessee
12/20/23 Ford City Center, Knoxville, Tennessee
2023-2024 Men's Basketball

Game Time: 7:02 PM
Game Duration: 1:48
Attendance: 16,819

Officials: Owen Short, Lee Cassell, Stan Dorsey

NO. Name		Min	FG	3P	FT	Rebounds	Fouls	TP	AS	TO	ST	Blocks	+	-		
1	Cam Bryant	F 29:43	3-11	1-7	0-0	5	2	7	1	0	0	2	0	12		
23	Nabe Badford	F 30:18	5-12	0-2	0-0	4	5	9	4	1	5	1	2	0		
25	Avante Parker	F 14:51	1-6	0-0	2-2	4	5	0	2	3	3	1	0	1		
12	Tyren Moore	G 17:42	1-8	0-0	1	2	3	0	3	2	0	0	0	10		
13	Evan Banks	G 26:19	2-15	0-0	0	2	2	0	0	5	3	3	2	0		
10	Carlos Curry	11:08	0-2	0-0	2-2	1	2	3	0	1	1	2	0	1		
2	Russell (Dreuce) Dean	19:22	2-7	1-3	4-4	1	0	1	2	2	1	2	0	16		
5	Derrick Harris Jr.	21:31	4-24	2-4	3-3	1	0	1	2	2	13	0	1	2		
11	Jamar Franklin	20:13	3-9	2-6	0	1	3	4	0	0	0	0	2	0		
4	David Jones	02:18	0-1	0-0	0	2	0	2	0	0	0	0	1	37		
0	Malik Towell	05:45	0-1	0-1	1-3	0	0	0	1	1	0	0	0	2		
Team						1	2	3	0	0	0	0	0	0		
Totals			18-70	8-32	10-12	18	20	38	16	7	56	8	15	3	7	18

Shooting By Period	
1st FG%	5-30 16.7%
2nd FG%	3-12 25.0%
3rd FG%	8-8 100%
4th FG%	14-40 35.0%
FT%	2-4 50%
GM FG%	18-70 25.7%
3PT%	8-32 25.0%
FT%	10-12 83.3%
Dead Ball Rebounds: 1.0	

Tennessee - 86		Record: 6-3													
NO. Name	Min	FG	3P	FT	Rebounds	Fouls	TP	AS	TO	ST	Blocks	+	-		
		Min	FG	3P	FT	Rebounds	Fouls	TP	AS	TO	ST	Blocks	+	-	
1 Jonas Adoo	F 30:34	6-12	0-1	2-4	4	3	2	3	14	1	0	1	2	0	
3 Dalton Knecht	G 28:05	7-14	2-5	0	4	4	4	2	1	3	1	1	0	0	
5 Zakai Zeigler	G 29:47	2-5	1-2	6-6	0	0	1	4	1	4	0	1	0	9	
25 Santiago Vescozi	G 30:04	4-27	2-5	2-3	3	6	9	5	2	12	3	0	2	0	
30 Josiah-Jordan James	G 34:01	3-10	0-2	6-6	0	6	0	4	12	3	1	0	1	1	
2 Jordan Ganley	17:26	2-6	1-3	0-0	0	2	2	1	0	5	1	2	0	0	
11 Tobee Awaka	15:25	4-4	0-0	0	4	3	7	4	1	2	0	0	1	11	
15 Jahmal Mashack	14:38	2-2	0-0	5-6	1	3	4	2	5	3	0	0	0	13	
Team					1	3	4	0	0	1	0	1	0	0	
Totals		27-40	6-18	26-34	13	30	43	20	22	86	21	9	5	2	7
Technical Fouls: NONE															

Shooting By Period	
1st FG%	14-35 40.0%
2nd FG%	9-11 81.8%
3rd FG%	3-4 75%
4th FG%	13-25 52.0%
FT%	37-42 88.1%
3PT%	37-42 88.1%
FT%	27-40 67.5%
3PT%	6-18 33.3%
FT%	25-34 73.5%
Dead Ball Rebounds: 6.1	

NO. Name		Min	FG	3P	FT	Reb	Orb	Reb	Fouls	TP	AS	TO	ST	Blocks	+	-	
0 Jonas Adoo		F 25:50	10-15	1-3	8-11	6	5	11	0	6	29	1	2	2	0	12	
3 Dalton Knecht		F 27:35	2-7	1-3	2-2	4	6	1	7	0	1	0	1	0	1	23	
5 Zakai Zeigler		G 28:48	3-7	0-0	3	3	0	0	3	0	6	7	4	0	0	7	
25 Santiago Vescozi		G 28:42	0-4	0-0	2-2	5	7	2	2	2	2	2	1	0	0	10	
30 Josiah-Jordan James		G 19:14	1-5	1-3	0	0	6	8	1	3	1	4	0	1	0	14	
2 Jordan Ganley		14:25	2-5	1-2	2-2	0	1	0	3	7	2	2	0	2	0	9	
11 Tobee Awaka		15:57	3-4	0-0	1	5	6	0	0	0	0	0	0	0	0	8	
15 Jahmal Mashack		10:22	0-1	0-1	3-3	0	0	0	1	2	0	1	1	0	0	6	
12 Cade Phillips		11:47	0-0	0-0	0	1	1	0	0	1	1	1	1	0	0	1	
43 Cameron Carr		09:59	1-4	0-3	0-1	0	3	0	3	0	2	2	0	0	0	7	
1 Freddie Dilore V		08:00	1-2	0-1	0	1	1	0	5	0	0	0	0	0	0	5	
15 J.P. Estrella		03:30	2-3	0-0	0-0	1	0	1	0	4	0	0	0	0	0	4	
Totals			25-38	5-20	17-22	33	33	48	7	16	74	17	19	12	7	3	18

Shooting By Period	
1st FG%	15-30 50.0%
2nd FG%	4-8 50.0%
3rd FG%	9-11 81.8%
4th FG%	8-28 28.6%
FT%	1-2 50%
FT%	8-11 72.7%
GM FG%	25-38 65.8%
3PT%	5-20 25.0%
FT%	17-22 77.3%
Dead Ball Rebounds: 1.9	

	ILLINI	TENN	Points from		ILLINI	TENN	Period by Period Scoring			
Biggest lead	5 (2 nd 18:29)	12 (2 nd 7:04)	Turnovers	16	11		1st	2nd	TOT	
Best Scoring Run	6 (1 st 4:33)	10 (2 nd 13:43)	Paint	24	38					
Lead Changes	6		Second Chance	20	11	ILLINI	36	43	79	
Times Tied	3		Fast Breaks	15	9					
Time with Lead	05:53	33:25	Bench	14	16	TENN	34	52	86	

Points from Turnovers		ILLINI	TENN	
Points from Turnovers	16	11		
Period by Period Scoring		1st	2nd	TOT
ILLINI	36	43	79	
TENN	34	52	86	

Technical Fouls: N

	GASO	TENN		GASO	TENN	Period by Period Scoring			
Biggest lead	0 (1st 20:00)	28 (1st 15:58)	Points from Turnovers	13	17		1st	2nd	TOT
Best Scoring Run	10 (2nd 7:05)	10 (1st 15:58)	Paint	22	40	GASO	21	35	56
Lead Changes	0		Second Chance	7	11				
Times Tied	0		Fast Breaks	5	17	TENN	49	25	74
Time with Lead	00:00	39:44	Bench	33	27				

NE



Official Basketball Box Score - Final
NC State at Tennessee
12/20/23 Ford City Center, Knoxville, Tennessee
2023-2024 Men's Basketball

Game Time: 5:03 PM
Game Duration: 2:04
Attendance: 2,481

Officials: Michael Irvin, Jemel Spawman, Neil Haywood

NC State - 79		Record: 7-3															
NO	Name	Min	FG	3P	FT	Rebounds	Fouls	TP	AS	TO	ST	Blocks	+	-			
30	D.J. Burns Jr.	F 33:08	6-10	0-0	3-4	0	5	5	4	2	15	5	2	1	0		
0	DJ Home	G 36:59	6-12	4-7	0-0	0	4	4	2	1	16	2	3	1	0		
1	Jayden Tate	G 35:46	2-9	1-4	6-6	1	3	4	3	3	2	0	0	1	3		
11	Dennis Parker Jr.	G 13:32	2-2	1-1	1-2	1	2	3	4	2	5	0	1	0	0		
14	Casey Morsell	G 32:16	2-7	0-1	2-4	1	0	1	2	4	6	3	0	0	10		
3	MJ Rice	12:14	1-5	0-3	0-2	0	3	0	1	2	0	0	1	0	1		
12	Michael O'Connell	04:25	0-0	0-0	0-0	0	0	1	1	2	0	0	1	0	1		
34	Ben Middlebrooks	08:08	1-1	0-0	1-1	2	1	3	0	1	1	0	1	3	0		
2	Kam Woods	18:19	2-5	2-2	3-4	1	3	4	2	2	0	0	0	0	6		
23	Mohamed Diarra	04:32	0-0	0-0	0-0	0	0	0	0	1	0	0	0	0	8		
Team						2		2		4		0		0			
Totals			22-51		9-18	18-25	6	23	31	18	17	13	11	7	4	2	9

Shooting By Period	
1st FG%	11-23 47.8%
2nd FG%	11-23 47.8%
3rd FG%	11-23 47.8%
4th FG%	11-23 47.8%
FT%	18-25 72.0%
3PT%	9-18 50.0%
FT%	18-25 72.0%
Dead Ball Rebounds: 3.0	



Official Basketball Box Score - Final
Tennessee State at Tennessee
12/20/23 Ford City Center, Knoxville, Tennessee
2023-2024 Men's Basketball

Game Time: 5:03 PM
Game Duration: 2:04
Attendance: 17,859

Officials: Chuck Jones, Sean Sedes, Ter Valentine

Tennessee State - 45		Record: 9-4													
NO.	Name	Min	FG	3P	FT	Rebounds	Fouls	TP	AS	TO	ST	Blocks	+	-	
		Min	FG	3P	FT	Rebounds	Fouls	TP	AS	TO	ST	Blocks	+	-	
5	KiAndre Gaddy	F 31:22	5-11	0-1	0-2	5	7	4	5	10	2	0	1	4	20
6	Jakobie Smith	F 30:41	2-11	1-5	1-2	3	5	8	4	1	6	1	2	0	0
9	Emmanuel Innocenti	F 35:00	1-6	0-3	2-2	1	6	7	3	1	4	3	0	0	15
4	Lue Williams	G 36:29	4-12	0-5	1-2	2	6	7	3	10	5	0	0	1	17
1	Chad Williams	G 32:52	4-17	1-7	3-3	3	3	3	1	1	1	0	0	0	10
2	Traevia Jackson	10:29	0-1	0-0	0-0	1	1	0	0	0	0	0	0	0	-1
3	Azzy Miles	03:31	0-2	0-0	0-0	1	1	0	1	0	0	0	0	0	-5
23	Dante Domingos	06:28	2-2	0-0	0-0	0	1	1	2	4	0	0	1	1	0
11	Bobby Benjamin	08:39	0-4	0-0	0-0	0	0	0	0	0	0	1	0	0	0
Totals			18-60	2-23	5-11	14-23	37	22	46	11	11	7	4	9	79
													Technical Fouls: 0/0		

BOX SCORES



Official Basketball Box Score - Final
Norfolk State at Tennessee
01/02/24 Ford City Center, Knoxville, Tennessee
2023-2024 Men's Basketball

Game Time: 6:01 PM
Game Duration: 1:58
Attendance: 16,693

Officials: K.B. Burdett, Jr., Landon Burdett, Courtney Green

Norfolk State - 50

NO. Name	Min	FG	3P	FT	Rebounds	Fouls	TP	AS	TO	ST	Blocks	+/-				
		M/A	M/A	M/A												
8 Tyrell Staden	F 24:39	0-2	0-0	5-6	6	5	2	3	0	2	0	-25				
33 Jack Dumbia	F 16:13	0-5	0-2	0-0	2	2	0	0	0	0	0	-18				
0 Christian Ions	G 21:39	0-1	0-1	2-2	1	2	1	2	1	0	1	-10				
6 Jamarri Thomas	G 28:21	4-7	1-2	5-8	0	2	2	4	6	15	6	2	0	32		
11 Jaylan Darden	G 11:10	0-0	0-0	0-0	2	2	1	0	0	0	0	0	-16			
9 Allen Barland	22:07	1-5	0-1	2-2	0	0	0	1	1	4	0	1	0	-9		
7 Kylan Mading	11:09	0-1	0-0	0-2	2	4	0	0	0	0	0	0	0	-2		
25 Nyazish Chambers	12:48	-1-1	0-0	0-1	1-2	3	2	1	2	0	0	0	0	-13		
13 Daryl Anderson	18:41	0-1	0-1	0-0	3	3	1	0	0	0	0	0	0	-24		
24 Chris Fields Jr.	14:58	3-11	0-0	3-3	3	5	1	3	8	9	2	1	0	-15		
1 George Beale Jr.	17:10	3-4	1-1	0-0	0	1	1	3	0	0	1	1	2	0	-16	
3 Gilbert Brown	21:03	0-0	0-0	0-0	0	0	0	0	0	2	0	0	0	-2		
Team					1	1	2	0	0	0	1					
Totals		15-47	2-9	16-28	6	24	30	21	16	0	1	22	9	0	7	37

Shooting By Period	
1 st FGM	6-21 28.6%
1 st FTM	4-6 66.7%
2 nd FGM	10-28 35.7%
2 nd FTM	9-9 100%
3 rd FGM	10-14 71.4%
3 rd FTM	10-14 71.4%
GM FGM	16-47 34.0%
GM FTM	29-32 90.6%
FT%	100.0
3PT%	22.2
FT%	100.0

Dead Ball Rebounds: 4-8



Official Basketball Box Score - Final
Ole Miss at Tennessee
01/02/24 Ford City Center, Knoxville, Tennessee
2023-2024 Men's Basketball

Game Time: 6:01 PM
Game Duration: 1:54
Attendance: 11,932

Officials: Don Daly, Owen Short, Patrick Evans

Ole Miss - 61

Oss Mesa - 64													
Record: 15-1 (5-1)													
	FG	3P	FT	Rebounds	Fouls	TP	AS	TO	ST	Blocks			
NO. Name	MA	MA	MA	OR	OR	PP	PP	PP	PP	PP			
4 Jaamyn Brakelhoff	F 25:55	7-8	2-2	6-7	0	2	2	2	5	2	0	0	
3 Jamarion Sharp	C 18:46	1-1	0-0	0-0	0	2	2	0	2	1	2	3	
5 Jaylen Murray	G 31:30	3-10	2-5	3-5	0	8	8	2	4	1	3	1	
7 Allen Parigan	G 31:28	4-12	1-3	1-1	0	5	5	2	2	10	4	3	
11 Matthew Murrell	G 33:30	4-12	1-5	0-0	0	0	0	0	1	0	0	1	
6 Brandon Murray	14:24	2-5	0-0	2-2	0	0	0	1	1	6	0	1	
32 Maurice Croce	22:52	-1	0	0	2	2	5	2	4	2	2	3	
2 TJ Caldwell	14:30	1-5	0-1	0-0	1	1	2	1	2	0	0	0	
1 Austin Nunez	03:43	0-0	0-0	0-0	0	0	0	0	0	0	0	0	
25 Rachaud Marshall	12:10	0-0	0-0	0-0	0	0	0	0	0	0	0	0	
Team					0	0	0	0	0	0			
Totals		22-54	6-19	12-17	4	20	24	14	16	64	11	8	

Technical Fouls: NONE

Shooting By Period	
1 st FGM	15-36 41.7%
1 st FTM	7-17 41.2%
2 nd FGM	15-30 50.0%
2 nd FTM	9-9 100%
3 rd FGM	5-16 31.3%
3 rd FTM	9-9 100%
GM FGM	35-82 42.8%
GM FTM	25-35 71.4%
FT%	100.0
3PT%	15.8
FT%	100.0

Dead Ball Rebounds: 1-1

Tennessee - 87

NO. Name		Record: FG															
		Min	FG	3P	FT	Rebounds	Fouls	TP	AS	TO	ST	Blocks	+/-				
			MA	MA	MA	OR	OR	PP	PP	PP	PP	PP					
0	Jonas Adoo	F 11:24	2-6	0-0	0-0	3	2	5	0	4	0	2	2	0	1		
3	Dalton Knecht	G 25:26	4-10	1-5	6-6	1	3	4	1	4	15	4	1	0	0	27	
5	Zakai Zeigler	G 26:56	6-12	5-10	0-0	0	0	0	3	4	17	4	0	0	0	21	
25	Santiago Vescovi	G 24:01	3-5	3-4	0-0	0	2	2	1	1	9	2	0	0	0	28	
30	Joseph-Jordan James	G 30:01	2-7	1-5	1-1	2	7	7	1	1	8	5	0	1	1	0	0
11	Tobie Awaka	20:46	4-6	0-0	0-0	24	6	1	1	6	10	0	1	3	0	21	
15	Jamarri Mashack	17:57	2-4	2-3	0-0	0	2	2	2	0	2	0	0	0	0	19	
2	Jordan Galey	15:58	1-5	0-5	2-2	1	1	2	1	3	4	2	1	0	0	11	
43	Cameron Clair	03:57	0-3	0-0	0-0	0	0	0	0	0	0	0	0	0	0	3	
13	J.P. Estrella	12:20	-1	0-0	2-2	0	1	1	4	1	4	1	2	0	0	0	20
1	Freddie Dilore V	08:55	2-3	0-1	0-0	0	1	1	1	0	4	2	1	3	1	0	2
12	Cole Phillips	04:49	0-0	0-0	2-2	0	1	1	1	0	1	0	1	0	0	0	5
23	Grant Hurst	00:40	0-0	0-0	0-0	0	0	0	0	0	0	0	0	0	0	0	2
35	Colin Coyne	00:40	-1-1	0-0	0-0	0	0	0	0	0	2	0	1	1	0	0	2
Team						0	1	1	0	0	0	0					
Totals			30-56	12-33	15-17	13	24	37	19	21	87	22	11	1	0	37	

Technical Fouls: NONE

Technical Fouls: NONE

		NORFOL	TENN	Points from		NORFOL		TENN	Period by Period Scoring		
Biggest lead	0	1 st 20:00	37	2 nd 7:20	Turnovers	11	23		1st	2nd	1OT
Best Scoring Run	7	2 nd 6:21	18	1 st 0:05	Paint	22	30	NORFOL	18	32	50
Lead Changes	0			Second Chance	6	16					
Times Tied	0				Fast Breaks	7	8	TENN	43	44	87
Time with Lead	00:00		38:28	Bench	22	34					

Tennessee - 90

Season - 20																
NO. Name	Min	FG	3P	FT	Rebounds	Fouls	Total	TP	AS	TO	ST	Blocks	+/-			
		MA	MA	MA												
0 Jonas Adoo	F 31:42	10-19	0-0	4-5	5	5	10	3	4	2	0	0	0	3	18	
3 Dalton Knecht	G 19:06	3-8	1-3	1-2	0	2	2	3	3	1	2	1	0	0	18	
5 Zakai Zeigler	G 36:42	6-13	4-11	1-1	2	3	5	1	1	17	10	2	1	0	21	
25 Santiago Vescovi	G 34:53	4-8	3-8	0-0	1	3	4	0	0	11	4	0	0	0	28	
30 Joseph-Jordan James	G 30:52	4-10	0-0	0-0	4	4	8	3	0	8	4	0	2	0	1	23
2 Jordan Galey	12:12	1-3	1-2	0-0	0	2	2	0	0	0	2	0	0	0	4	
11 Tobie Awaka	11:21	2-4	0-0	5-5	2	3	3	4	9	0	1	0	0	0	3	
15 Jamarri Mashack	22:16	4-8	2-3	0-0	3	1	4	0	2	10	4	3	2	1	0	27
Team					0	5	5	0	0	0	0					
Totals		34-72	11-30	11-13	19	28	47	16	34	90	25	10	7	3	4	26

Technical Fouls: 0

Technical Fouls: NONE

		MISS		TENN		Points from		MISS		TENN		Period by Period Scoring		
						Turnovers		16		16				
Biggest lead		1 (1 st 18:45)		27 (2 nd 0:30)								1st		
Best Scoring Run		9 (1 st 7:44)		12 (1 st 10:41)		Paint <td colspan="2">30</td> <td colspan="2">42</td> <th colspan="3">2nd</th>		30		42		2nd		
Lead Changes						Second Chance <td colspan="2">5</td> <td colspan="2">22</td> <th colspan="3">MISS</th>		5		22		MISS		
Times Tied		2				Fast Breaks <td colspan="2">10</td> <td colspan="2">22</td> <th colspan="3">31</th>		10		22		31		
Time with Lead		00:49		37:35		Bench <td colspan="2">10</td> <td colspan="2">22</td> <th colspan="3">TENN</th>		10		22		TENN		
												40		
												50		
												90		



Official Basketball Box Score - Final
Tennessee at Mississippi St.
01/02/24 Hargrett Coliseum, Nashville
2023-24 Men's Basketball

Game Time: 6:01 PM
Game Duration: 2:16
Attendance: 11,933

Officials: Terry Ogilvy, Steven Anderson, Bryan Jarrell

Tennessee - 72

Teamname - 72		Record: 11-4 (N-1)														
NO. Name		FG			3P	FT		Rebounds		Fouls	TP	AS	TO	ST	Blocks	
		MA	BA	MA	MA	OR	PP	PP	PP	PP	PP	PP	PP	PP	PP	
0 Jonas Adoo	F 20:11	4-5	0-0	1-2	2	3	5	2	3	0	2	1	1	0	-4	
3 Dalton Knecht	G 36:36	10-18	4-9	4-6	1	5	6	1	3	28	1	1	3	0	-12	
5 Zakai Zeigler	G 37:27	9-15	4-9	4-5	0	2	2	5	26	7	3	3	1	0	-2	
25 Santiago Vescovi	G 21:40	1-4	0-3	0-0	0	1	1	2	1	2	4	1	0	0	-4	
30 Joseph-Jordan James	G 33:19	1-3	0-3	1-2	0	6	6	2	1	3	0	2	2	0	-5	
2 Jordan Galey	19:25	0-5	0-4	0-0	0	0	0	0	0	0	1	1	1	0	-4	
11 Tobie Awaka	19:58	2-2	0-1	0-1	4	2	6	5	2	4	0	2	0	1	0	-2
15 Jamarri Mashack	18:17	0-2	0-1	0-0	4	2	6	3	2	0	0	2	0	0	-12	
1 Freddie Dilore V	03:29	0-0	0-0	0-0	0	0	0	0	0	0	0	0	0	0	3	
Totals		27-59		8-29	11	22	33	20	16	72	12	16	15	3	3	-5

Technical Fouls: NONE

Technical Fouls																
Mississippi St. - 77		Record: 193-141														
NO.	D.J. Name	Min	FG		3P		FT		Rebounds	Fouls	TP	AS	TO	ST	Blocks	+/-
			MA	AA	MA	AA	MA	AA								
0	D.J. Jeffries	F 32:10	25	01	00	00	06	06	10	3	0	2	4	5	1	0
1	Tou Smith III	F 29:04	7	10	04	00	1	3	4	4	23	1	3	1	0	-5
4	Carmon Matthews	F 25:53	3	04	00	00	2	1	3	3	4	0	1	0	0	0
3	Shakeel Moore	F 22:14	25	05	02	00	1	4	5	10	1	0	1	0	0	-9
10	Darshan Davis	G 23:24	16	13	02	00	0	5	5	0	4	2	2	0	0	0
15	Shawn Jones	F 20:05	8	05	04	00	0	1	4	4	25	0	0	0	0	0
15	Jimmy Salt Jr.	F 14:42	13	00	00	00	1	2	3	1	0	0	1	0	0	0
5	Shawn Jones Jr.	00:29	23	01	00	00	1	3	2	2	6	1	0	0	0	16
11	Trey Fort	03:45	01	01	00	00	0	0	0	1	0	0	0	0	0	0
Team							1	1	2	0	0	2				

BOX SCORES



Official Basketball Box Score - Final
Florida at Tennessee
01/02/24 Ford City, Ga. Knoxville, Tennessee
2023-2024 Men's Basketball

Game Time: 5:01 PM
Game Duration: 1:09
Attendance: 11,332



Official Basketball Box Score - Final
Alabama at Tennessee
01/02/24 Ford City, Ga. Knoxville, Tennessee
2023-2024 Men's Basketball

Game Time: 3:05 PM
Game Duration: 1:06
Attendance: 21,673

Florida - 86

Record: 12-6 (1-3)

Officials: Don Dwy, K.B. Burdick, J. Courtney Green

NO. Name	Min	FG	3P	FT	Rebounds	Fouls	TP	AS	TO	ST	Blocks	BA	+
		M/A	M/A	M/A	OR	DR	FF	PF					
4 Tyrrese Samuel	28:17	3-8	0-2	4-5	8	3	5	4	10	1	2	1	2
3 Micah Handogian	31:00	1-1	0-0	0-0	1	2	3	1	0	0	0	0	0
0 Zyon Pulin	0:07	2-11	0-2	7-8	3	4	7	5	11	4	1	0	1
1 Walker Clayton Jr.	33:50	6-18	1-7	3-3	1	2	3	2	16	0	1	3	0
5 Will Richard	23:16	2-6	2-4	2-2	1	2	1	1	8	1	0	0	1
21 Alex Condon	25:03	1-9	0-1	3-4	4	2	6	1	3	5	0	3	0
2 Riley Kugel	31:11	4-10	2-5	2-2	0	3	3	4	1	2	1	2	0
10 Thomas Haugh	06:50	0-0	0-0	0-0	1	1	1	1	0	0	0	0	0
11 Denzel Aberdeen	06:43	1-5	0-1	0-0	0	0	0	1	2	0	0	0	0
Team					1	2	3		0	1			
Totals	20:58	5-22	21-25	19-20	39	19	19	69	7	13	3	6	1-19

Technical Fouls: NONE

Tennessee - 85

Record: 13-4 (3-1)

Officials: Don Dwy, K.B. Burdick, J. Courtney Green

NO. Name	Min	FG	3P	FT	Rebounds	Fouls	TP	AS	TO	ST	Blocks	BA	+
		M/A	M/A	M/A	OR	DR	FF	PF					
0 Jonas Adoo	21:07	9-16	0-2	1-2	5	10	3	1	19	2	1	2	1
3 Dalton Knecht	31:53	13-23	4-6	9-9	3	5	8	1	9	3	1	0	2
5 Zakai Zeigler	33:50	2-2	1-1	2-3	0	3	0	2	7	4	3	2	0
25 Santiago Vescovi	07:17	1-5	0-1	0-1	0	3	3	2	2	0	1	0	0
30 Josiah-Jordan James	32:04	1-3	0-0	0	7	7	1	0	3	2	1	1	0
11 Tobie Awaka	17:38	1-2	0-0	0-0	3	5	8	4	1	2	0	0	0
15 Jahma Mashack	22:27	2-5	0-3	2-2	1	2	1	2	6	2	2	2	0
1 Freddie Dilore V	06:28	0-0	0-0	0-0	0	0	0	0	0	2	1	1	0
2 Jordan Ganey	08:38	0-2	0-0	0-0	1	1	2	0	0	1	1	1	0
13 J.P. Estrella	06:58	0-2	0-0	0-0	1	1	1	2	7	0	0	1	0
43 Cameron Carr	00:38	0-0	0-0	0-0	0	0	0	0	0	0	0	0	0
Team					0	1	1		0	0			
Totals	31:40	8-18	17-21	13	31	44	19	67	17	13	3	6	1-19

Technical Fouls: NONE

GATORS		TENN		Points from Turnovers		GATORS		TENN		Period by Period Scoring	
Biggest lead	0 (1 st 20:00)	22 (2 nd 7:40)	Turnovers	7	1	1st	2nd	TOT	1st	2nd	TOT
Best Scoring Run	7 (2 nd 12:54)	12 (2 nd 7:40)	Paint	26	38						
Lead Changes	0	Second Chance	14	13	GATORS	32	34	66			
Times Tied	0	Fast Breaks	22	6	TENN	44	41	85			
Time with Lead	00:00	Bench	19	15							



Official Basketball Box Score - Final
Tennessee at Vanderbilt
01/02/24 Memorial Gymnasium, Nashville, Tenn.
Vanderbilt vs. No. 1 Tennessee

Game Time: 5:03 PM
Game Duration: 1:08
Attendance: 10,862



Official Basketball Box Score - Final
South Carolina at Tennessee
01/02/24 Ford City, Ga. Knoxville, Tennessee
2023-2024 Men's Basketball

Game Time: 5:03 PM
Game Duration: 1:08
Attendance: 20,167

Tennessee - 75

Record: 15-4 (5-1)

Officials: Don Dwy, Steven Anderson, Rob Puckett

NO. Name	Min	FG	3P	FT	Rebounds	Fouls	TP	AS	TO	ST	Blocks	BA	+
		M/A	M/A	M/A	OR	DR	FF	PF					
0 Jonas Adoo	25:34	4-9	0-0	1-4	2	8	10	1	3	9	1	2	0
3 Dalton Knecht	34:39	13-21	5-7	3-7	0	6	6	1	4	32	3	1	0
5 Zakai Zeigler	36:28	1-6	2-6	2-3	1	3	1	0	3	1	0	0	0
25 Santiago Vescovi	32:46	3-8	2-5	4-4	0	5	5	2	2	2	0	1	0
30 Josiah-Jordan James	28:18	0-2	0-1	0-0	1	3	4	0	0	0	0	0	0
2 Jordan Ganey	14:38	2-4	2-4	0-0	0	0	0	2	10	1	0	0	1
15 Jahma Mashack	13:11	0-0	0-0	0-0	2	2	2	1	0	0	0	0	0
11 Tobie Awaka	05:38	0-0	0-0	0-0	1	1	1	2	0	0	0	0	0
13 J.P. Estrella	04:47	1-1	0-0	0-0	2	1	3	1	0	2	0	0	0
1 Freddie Dilore V	00:35	0-0	0-0	0-0	0	0	0	0	0	0	0	0	0
Team					1	2	3		0	0			
Totals	26:53	9-22	14-22	16	28	38	11	15	75	14	7	3	5

Technical Fouls: Coach 1st 17

Vanderbilt - 82

Record: 5-14 (0-6)

Officials: Don Dwy, Steven Anderson, Rob Puckett

NO. Name	Min	FG	3P	FT	Rebounds	Fouls	TP	AS	TO	ST	Blocks	BA	+
		M/A	M/A	M/A	OR	DR	FF	PF					
2 Von Allen Lubin	26:58	5-9	1-2	1-2	3	3	6	2	0	0	1	1	1
0 Tyrin Lawrence	37:40	8-13	2-6	3-5	0	8	8	1	3	21	5	2	0
5 Ezra Marjon	32:46	5-14	0-1	4-4	0	5	5	2	1	14	3	0	2
12 Evan Frazier	26:02	2-8	2-6	0-0	3	2	3	0	6	0	0	1	0
23 Jason Rivera-Torres	28:22	2-8	1-4	2-2	1	2	3	2	3	7	1	0	0
3 Paul Lewis	14:36	2-4	2-3	0-0	0	0	0	1	0	0	0	0	0
10 Jordan Williams	10:26	0-2	0-0	0-0	1	1	1	0	0	0	0	0	0
13 Malik Presley	02:17	0-0	0-0	0-0	0	0	0	0	0	0	0	0	0
24 JaQuwan "JC" Roberts	06:17	0-1	0-1	0-0	0	0	0	1	0	0	0	0	0
21 Tassia Karamitros	13:10	0-1	0-1	0-0	1	0	1	0	3	0	1	0	0
Team					2	0	2		0	1			
Totals	22:40	8-28	10-13	11	20	31	10	32	31	7	6	2	5

Technical Fouls: NONE

	UT		Vandy		Points from		UT		Vandy		Period by Period Scoring			
Biggest lead	15	(2 nd 1:24)	6	(1 st 1:17)	Turnovers	13	4				1st	2nd	TOT	
Best Scoring Run	10	(2 nd 8:59)	9	(1 st 4:54)	Paint	32	24							
Lead Changes	5				Second Chance	22	6				UT	30	45	75
Times Tied	7				Fast Breaks	8	9							
Time with Lead	20:51	15:50			Bench	12	6				Vandy	35	27	62

Alabama - 71

Record: 12-6 (4-1)

Officials: Terry Ogilby, Bart Leroy, Vladimir Vaynskiy

NO. Name	Min	FG	3P	FT	Rebounds	Fouls	TP	AS	TO	ST	Blocks	BA	+
		M/A	M/A	M/A	OR	DR	FF	PF					
2 Grant Nelson	17:21	1-3	0-2	1-2	0	5	5	2	3	0	1	0	1
23 Nick Pringle	24:21	3-8	0-0	2-3	2	3	5	1	3	8	0	0	2
1 Mark Sears	02:40	7-13	1-3	7-10	0	1	1	3	6	2	2	7	2
3 Rylan Griffin	06:06	2-9	0-3	3-4	1	4	5	3	3	7	0	6	1
55 Aaron Estrada	02:01	4-8	0-2	0	1	2	3	2	0	8	5	2	0
10 Mouhammed Dioubate	10:17	0-0	0-1	0	3	3	0	1	4	1	0	0	1
12 Larell Whinnell Jr.	22:28	0-3	0-3	2-2	0	2	2	4	1	1	2	0	0
24 Sam Waters	18:36	2-5	2-4	0-0	0	5	5	0	0	6	1	1	0
15 Justin Stevenson	14:46	2-3	1-2	2-2	0	1	1	1	3	7	0	0	0
11 Mohamed Wague	05:13	1-1	0-0	0	0	1	1	0	2	0	0	0	0
4 Davin Cosby Jr.	03:06	1-3	0-2	0	0	0	0	1	0	2	0	0	0
Team					5	1	6		0	0			
Totals	25:56	4-21	17-24	9	28	37	21	19	71	9	22	5	4

Technical Fouls: NONE

Tennessee - 91

Record: 14-4 (5-1)

Officials: Terry Ogilby, Bart Leroy, Vladimir Vaynskiy

NO. Name	Min	FG	3P	FT	Rebounds	Fouls	TP	AS	TO	ST	Blocks	BA	+
		M/A	M/A	M/A	OR	DR	FF	PF					
0 Jonas Adoo	24:27	9-14	0-1	1-2	3	3	1	19	1	1	1	0	1
3 Dalton Knecht	35:58	8-20	1-6	8-8	0	4	4	2	6	25	2	1	1
5 Zakai Zeigler	31:48	3-9	2-5	1	3	4	1	1	6	0	4	0	0
25 Santiago Vescovi	02:34	3-7	2-6	2-4	0	3	4	10	5	0	2	0	0
30 Josiah-Jordan James	02:09	0-3	0-3	1-2	2	2	1	2	1	1	2	0	0
11 Tobie Awaka	05:40	0-0	0-0	0	0	0	0	3	1	0	0	0	0
15 Jahma Mashack	28:01	3-4	1-1	1-3	1	3	1	0	2	8	1	2	0
2 Jordan Ganey	02:08	4-7	3-5	4-4	2	2	5	2	15	1	3	0	1
13 J.P. Estrella	02:05	0-0	0-0	0	1	1	0	0	0	0	0	0	0
1 Freddie Dilore V	04:36	2-2	1-1	0-0	0	0	0	2	1	5	1	1	0
Team					2	3	5		0	1			
Totals	32:56	10-28	17-25	11	23	34	19	21	91	7	15	6	2

Technical Fouls: NONE

	BAMA		TENN		Points from		BAMA		TENN		Period by Period Scoring		
Biggest lead	0	(1 st 20:00)	22	(2 nd 5:29)	Turnovers	4	23				1st	2nd	TOT
Best Scoring Run	9	(1 st 1:24)	8	(2 nd 5:29)	Paint	42	38	BAMA	37	34	71		
Lead Changes	0				Second Chance	12	17						
Times Tied	0				Fast Breaks	12	11	TENN	50	41	91		
Time with Lead	00:00		39:23		Bench	23	28						

South Carolina - 53

Record: 16-3 (6-2)

Officials: Pat Adams, Orlando Puck, Tony Chizema

NO. Name	Min	FG	3P	FT	Rebounds	Fouls	TP	AS	TO	ST	Blocks	BA	+
		M/A	M/A	M/A	OR	DR	FF	PF					
2 B.J. Mack	26:22	4-15	1-8	7-8	1	4	5	3	6	16	1	2	0
30 Collin Murray-Boyles	27:07	2-3	0-0	0-2	1	4	5	3	4	10	1	0	0
5 Maxwell Johnson	29:52	1-8	0-5	0-6	6	4	1	3	6	2	0	0	3
12 Zachary Davis	G19:17	0-5	0-4	1-1	2	2	0	2	3	0	0	0	0
10 Jaden Smith	G20:28	6-11	2-4	2-2	1	4	1	2	3	0	0	0	0
1 Jacoby Wright	25:55	1-4	0-2	1-2	3	3	1	3	1	0	0	0	2
11 Myke Stone	20:12	3-4	1-2	0-0	3	0	3	13	2	2	0	0	1
33 Josh Gray	13:38	2-4	0-0	2-2	5	7	2	1	6	0	1	0	0
15 Morris Ugusko	14:14	0-3	0-2	0-0	1	3	4	0	0	0	0	0	3
Total	19:55	10-22	10-19	15-18	9	31	40	18	83	15	0	5	2

BOX SCORES



Official Basketball Box Score - Final
Tennessee at Kentucky
2023-24 Men's Basketball
2023-24 Men's Basketball

Game Time: 8:30 PM
Game Duration: 2:17
Attendance: 21,263



Official Basketball Box Score - Final
LSU at Tennessee
2023-24 Men's Basketball
2023-24 Men's Basketball

Game Time: 7:01 PM
Game Duration: 1:55
Attendance: 21,678

Tennessee - 103

Record: 16-5 (8-3)

Officials: Doug Shove, K.B. Burant, Vladimir Vojvod Tuzal

NO.	Name	Min	FG	3P	FT	Rebounds	Fouls	TP	AS	TO	ST	Blocks	+/-				
			MA	MA	MA	OR	OR	FF	FF	FF	FF	FF					
0	Jonas Adoo	F 28:25	5-13	0-0	1-4	4	7	11	2	1	1	0	3	2	9		
3	Dalton Knecht	G 28:31	5-14	1-5	5-6	1	3	4	3	16	2	1	1	0	2	5	
5	Zakai Zeigler	G 32:19	8-11	5-6	7-10	1	1	2	7	25	12	2	3	0	1	12	
25	Santiago Vescozi	G 28:32	3-4	2-4	2-3	1	3	4	1	2	11	2	0	1	1	11	
30	Josiah-Jordan James	G 30:56	9-18	4-9	4-4	2	3	5	1	25	1	0	2	0	1	12	
2	Jordan Gainey	F 30:08	2-8	1-4	0-0	2	1	3	0	5	2	0	0	0	1	1	
11	Tobie Awaka	PF 29:31	2-2	0-0	0-0	4	6	4	3	4	0	2	0	0	0	1	
15	Jahmiah Mashack	15:13	2-3	0-1	0-1	1	2	3	3	4	0	0	0	0	0	1	
13	J.P. Estrala	20:04	0-0	0-0	0-0	0	0	0	0	0	0	0	0	0	0	5	
43	Cameron Carr	03:04	0-1	0-1	0-0	1	1	1	0	0	0	0	0	0	0	1	
Team						2	3	5		0	1						
Totals			36-74	12-30	10-35	18	28	44	21	22	103	22	7	6	4	6	11

Technical Fouls:Awaka 2;1241Gainey 2;1241

Kentucky - 92

Record: 15-6 (5-4)

Shooting By Period
1st FG% 17.3% 47.1%
2nd FG% 6.7% 47.1%
3rd FG% 6.1% 47.1%
4th FG% 17.3% 53.1%
5th FG% 4.0% 40.0%
6th FG% 12.1% 66.7%
7th FG% 34.6% 45.3%
8th FG% 12.7% 44.4%
9th FG% 12.1% 83.3%
10th FG% 0.0% 0.0%

NO. Name	Min	FG	3P	FT	Rebounds	Fouls	TP	AS	TO	ST	Blocks	+/-
4 T. Mitchell	F 28:33	0-3	0-2	0-1	2-5	1-2	0	2	1	1	0	0
23 Ugonna Ogorowski	F 18:20	1-1	0-0	0-0	3-6	0-0	0	2	0	0	0	-6
1 Justin Edwards	G 17:52	3-8	1-4	0-0	4-4	4-4	0	7	0	0	0	-14
12 Antonio Reeves	G 30:06	8-18	1-5	4-4	1-2	2-4	0	21	3	1	0	-16
15 Reed Sheppard	G 37:08	6-14	4-7	0-1	1-4	5-5	2	16	6	0	0	-4
2 Aaron Bradshaw	16:22	1-2	0-0	0-2	3-3	6-1	2	0	0	0	0	-4
3 Adam Tienor	22:11	1-2	0-1	7-8	2-4	6-3	0	3	0	0	0	6
0 Rick Dillingham	22:28	14-20	6-8	1-3	0-1	1-5	25	4	1	2	0	5
10 J.P. Estrala	07:40	0-0	0-0	0-0	0-0	0-0	1	0	0	0	0	-2
20 Joey Hart	00:20	0-0	0-0	0-0	0-0	0-0	0	0	0	0	0	-1
Team					2	0	2	0	1			
Totals		34-69	12-27	12-19	14	24	38	24	127	9	3	4

Technical Fouls:Dillingham 2;1241Bradshaw 2;1241

Biggest lead	16 (2 nd 8:22)	TEN	UKY	Points from Turnovers	10	Period by Period Scoring	1st	2nd	TOT
Best Scoring Run	8 (1 st 18:07)	8 (1 st 4:58)	Paint	42	30	TEN	46	57	103
Lead Changes	0	Second Chance	22	22					
Times Tied	0	Fast Breaks	16	16	UKY	42	50	92	
Time with Lead	39:40	00:00	Bench	13	46				

LSU - 98

Record: 12-10 (6-5)

Officials: Steven Anderson, Owen Short, Jeffery Anderson

NO. Name	Min	FG	3P	FT	Rebounds	Fouls	TP	AS	TO	ST	Blocks	+/-
		MA	MA	MA	OR	OR	FF	FF	FF	FF	FF	
13 Jalen Reid	F 17:32	1-5	0-1	0-0	1	4	5	1	2	0	1	0
9 Will Baker	C 35:35	7-12	0-2	2-3	5	8	3	2	16	1	1	0
0 Trae Hannibal	G 30:44	1-3	0-0	6-10	5	6	11	2	5	8	4	2
2 Mike Williams III	G 15:28	3-5	0-3	0-1	2	0	2	0	2	0	0	0
6 Jordan Wright	G 25:05	3-6	1-7	2-2	1	1	2	3	2	6	3	1
15 Tyrrel Ward	24:06	3-4	1-2	0-2	2	1	1	0	2	1	0	0
20 Derek Fountain	24:57	4-6	1-3	2-4	2	5	7	3	2	1	0	0
5 Mearis Wilkinson	19:52	3-7	3-7	0-0	0	0	0	0	1	0	0	0
12 Hunter Dean	01:50	0-0	0-0	0-0	0	0	0	0	0	0	0	0
Team					2	1	3		0	1		
Totals	24-39	52-123	14-22	16-22	40	14	16	58	7	15	5	0

Technical Fouls:NONE

Tennessee - 88

Record: 17-5 (7-2)

Shooting By Period
1st FG% 19.3% 59.1%
2nd FG% 9.4% 64.3%
3rd FG% 5.6% 83.3%
4th FG% 13.2% 52.0%
5th FG% 23.0% 20.0%
6th FG% 19.1% 71.4%
7th FG% 24.5% 41.4%
8th FG% 14.2% 63.6%
9th FG% 15.2% 75.0%
10th FG% 0.0% 0.0%

NO.	Name	Min	FG	3P	FT	Rebounds	Fouls	TP	AS	TO	ST	Blocks	+/-				
			MA	MA	MA	OR	OR	FF	FF	FF	FF	FF					
0	Jonas Adoo	F 28:39	4-0	0-0	2-3	0	5	5	3	10	1	0	0	31			
3	Dalton Knecht	G 34:54	9-19	2-5	7-9	2	7	0	7	27	6	2	2	0	1		
5	Zakai Zeigler	G 36:24	6-9	3-6	2-2	4	4	1	1	17	9	3	5	0	25		
25	Santiago Vescozi	G 20:38	1-3	0-1	0-1	0	1	1	1	1	2	3	2	1	0	14	
30	Josiah-Jordan James	G 25:06	3-3	2-2	0	4	4	2	0	18	3	1	0	1	0	17	
2	Jordan Gainey	G 23:58	0-0	0-0	0-0	0	0	0	0	1	2	0	0	0	0	14	
11	Tobie Awaka	11:01	0-0	0-0	0-0	0	0	0	0	1	2	0	0	0	0	0	11
15	Jahmiah Mashack	12:59	2-4	1-1	1-2	1	1	1	4	1	6	0	0	0	0	0	1
13	J.P. Estrala	01:50	0-0	0-0	0-0	0	0	0	0	0	0	0	0	0	0	0	2
43	Cameron Carr	02:28	0-3	0-3	0-0	0	0	0	0	0	0	0	0	0	0	0	-9
Team						0	1	1		0	0						
Totals			31-58	11-24	15-23	5	21	28	16	14	63	23	7	13	6	20	

Technical Fouls:NONE

	LSU	TENN	Points from	LSU	TENN	Period by Period Scoring			
Biggest lead	0 (1 st 20:00)	25 (2 nd 18:50)	Turnovers	7	25		1st	2nd	TOT
Best Scoring Run	13 (2 nd 6:42)	13 (1 st 17:16)	Paint	26	38	LSU	27	41	68
Lead Changes	0		Second Chance	20	10				
Times Tied	0		Fast Breaks	8	18	TENN	50	38	88
Time with Lead	00:00	39:31	Bench	29	24				



Official Basketball Box Score - Final
Tennessee at Texas A&M
2023-24 Men's Basketball
2023-24 Men's Basketball

Game Time: 5:03 PM
Game Duration: 1:55
Attendance: 12,995



Official Basketball Box Score - Final
LSU at Tennessee
2023-24 Men's Basketball
2023-24 Men's Basketball

Game Time: 5:03 PM
Game Duration: 1:55
Attendance: 12,920

Tennessee - 89

Record: 17-5 (7-3)

Officials: Pat Adams, Will Howard, Brian Dorsey

Season - 98															
NO. Name	Min	FG	3P	FT	Rebounds	Fouls	TP	AS	TO	ST	Blocks	+/-			
0 Jonas Adoo	F 27:14	3-5	0-0	0-0	2	3	5	2	0	1	0	0	-15		
3 Dalton Knecht	F 27:40	6-15	6-11	4-9	1	6	7	4	5	22	0	1	0	-5	
5 Zakai Zeigler	G 40:00	5-15	1-8	4-7	1	5	6	3	15	6	3	4	0	-16	
25 Santiago Vescozi	G 30:02	1-6	1-3	2-2	1	3	3	1	5	2	1	0	0	-12	
30 Josiah-Jordan James	G 31:32	2-7	0-2	0-0	2	1	3	2	0	4	1	2	0	0	-11
2 Jordan Gainey	21:48	1-5	0-4	2-2	0	1	1	2	1	4	1	0	0	0	0
11 Tobie Awaka	12:03	2-3	0-1	0-0	3	3	3	5	0	0	0	0	0	-2	3
15 Jahmiah Mashack	15:11	3-6	0-1	2-4	5	0	5	3	2	8	0	0	0	0	3
Team					0	2	2		0	0					
Totals		25-62	8-29	15-25	12	23	35	22	18	69	11	8	5	5	-16

Technical Fouls:NONE

Team AS - BS		Record: 15-8 (4-3)																
NO. Name	Min	FG		3P		FT		Rebounds		Fouls		TP	AS	TO	ST	Blocks	+/-	
		M/A	P/A	M/A	P/A	M/A	P/A	OR	DR	OR	DR							FF
10 Willens Loveque	F 16:20	0	0	0	0	1	2	3	1	0	1	0	1	0	0	0	-2	
13 Solomon Washington	F 29:41	4	8	1	2	2	2	3	4	7	2	11	2	0	0	0	0	
5 Zakai Zeigler	G 32:36	3	10	2	5	0	1	0	4	4	3	1	8	0	2	1	9	
4 Wade Taylor IV	G 34:11	8	18	5	11	4	5	3	3	2	26	25	1	0	2	1	14	
23 Tyrone Radford	F 27:17	2	7	7	9	1	4	5	2	6	27	5	2	0	0	0	17	
11 Anderson Garris	33:25	1	2	0	0	4	6	8	17	3	6	6	0	0	0	0	16	
15 Henry Coleman III	17:52	1	1	0	0	0	4	4	2	0	0	1	0	0	0	0	11	
35 Manny Chaskei	07:18	2	4	1	3	1	2	0	0	0	2	1	6	0	1	1	0	
Team																		
Totals		28-60		11-28		15-25		14-29		43-85		14		6		5		16

BOX SCORES



Official Basketball Box Score - Final
Vanderbilt at Tennessee
02/24/24 First City Center, Knoxville, Tennessee
2023-2024 Men's Basketball

Game Time: 6:01 PM
Game Duration: 1:47
Attendance: 21,678

Officials: Ben Lantz, K.B. Burdick, Jr., Byron Jarratt

Vanderbilt - 53

NO.	Name	Min	FG	3P	FT	Rebounds	Fouls	TP	AS	ST	Blocks	+/-
			MA	MA	MA	OR	OR	FF	FF	FF	FF	
2	Ven-Anton Lubin	F 25:34	4/11	2/3	0/1	2	4	6	0	1	10	0
1	Tasos Kamateros	F 10:03	1/1	1/1	0/0	0	0	0	0	0	0	-15
0	Typh Lawrence	G 22:22	3/9	1/5	1/2	3	3	2	3	1	1	0
4	Isaiah West	G 18:05	1/1	0/0	0/0	2	2	4	2	2	3	0
5	Ezra Ziegler	F 15:55	3/7	0/1	0/0	2	2	1	2	6	3	0
12	Evian Taylor	F 17:28	2/6	2/4	0/0	3	3	1	1	6	0	1
24	Jacobson '107 Roberts	F 13:15	0/1	0/0	0/0	1	1	0	0	0	0	1
3	Paul Lewis	G 20:00	0/0	0/0	0/0	0	0	0	0	0	0	0
29	Jason Rivera-Torres	F 13:50	2/7	0/5	3/4	1	2	3	1	2	1	0
35	Carter Lang	F 15:14	1/4	0/0	0/0	2	7	9	2	2	0	-12
10	Jordan Williams	G 12:52	0/1	0/0	0/0	0	0	0	0	0	0	0
13	Mark Praisley	G 15:01	0/2	0/2	0/0	2	2	0	1	1	1	0
22	Graham Catton	G 05:11	1/1	1/1	1/5	1	0	1	2	2	0	-4
25	Miles Kieft	G 04:38	0/2	0/1	0/0	0	0	0	0	0	0	-1
Team												
Totals			18/54	7/25	10/20	9	27	36	15	19	53	8

Shooting By Period												
1st	FG:	5/13	25.1%	3P:	1/3	33.3%	FT:	1/3	33.3%	Reb:	8	1
2nd	FG:	10/29	34.5%	3P:	4/12	33.3%	FT:	9/17	52.9%	Reb:	10	0
3rd	FG:	5/14	35.7%	3P:	2/5	40.0%	FT:	10/20	50.0%	Reb:	10	0
4th	FG:	1/1	100%	3P:	0/0	0%	FT:	0/0	0%	Reb:	0	0
Dead Ball Rebounds: 10/0												



Official Basketball Box Score - Final
Tennessee at Missouri
02/24/24 Mizzou Arena, Columbia
2023-2024 Men's Basketball

Game Time: 6:03 PM
Game Duration: 2:18
Attendance: 10,069

Officials: Terry Ogelsby, Owen Shortt, Chase Jones

Tennessee - 70

NO.	Name	Min	FG	3P	FT	Rebounds	Fouls	TP	AS	ST	Blocks	+/-
			MA	MA	MA	OR	OR	FF	FF	FF	FF	
0	Jonas Aido	F 31:29	9/9	0/0	2/4	1	0	4	2	3	14	2
3	Dalton Knecht	G 26:28	5/16	2/6	2/4	2	8	10	3	5	17	0
5	Zaka Ziegler	G 30:48	3/9	2/4	2/3	0	1	4	2	0	2	1
25	Santiago Vescovi	G 25:04	0/3	0/2	1/2	1	4	5	2	4	0	0
30	Joseph-Jordan James	G 18:43	1/6	0/4	2/2	1	3	1	1	4	0	-2
2	Jordan Ganev	F 24:53	1/2	0/0	3/4	0	1	1	2	3	5	0
15	Jahma Mashack	G 10:23	1/4	0/0	1/1	1	1	1	1	1	0	1
11	Tobe Awaka	G 22:12	5/8	0/0	6/7	5	5	0	2	4	18	0
Team												
Totals			24/57	5/17	19/27	14	25	38	17	23	10	5

Shooting By Period												
1st	FG:	9/30	30.0%	3P:	0/9	0.0%	FT:	2/4	50.0%	Reb:	14	2
2nd	FG:	8/13	61.5%	3P:	5/7	71.4%	FT:	15/27	55.6%	Reb:	5	0
3rd	FG:	5/8	62.5%	3P:	1/4	25.0%	FT:	11/14	78.6%	Reb:	4	0
4th	FG:	24/57	42.1%	3P:	9/17	52.9%	FT:	19/27	70.4%	Reb:	7	0
Dead Ball Rebounds: 5/0												

Tennessee - 86

NO.	Name	Min	FG	3P	FT	Rebounds	Fouls	TP	AS	ST	Blocks	+/-
			MA	MA	MA	OR	OR	FF	FF	FF	FF	
0	Jonas Aido	F 20:14	5/10	0/0	1/2	4	8	3	1	1	2	0
3	Dalton Knecht	G 22:08	6/11	1/5	1/1	0	4	1	1	3	16	0
5	Zaka Ziegler	G 24:01	5/6	4/5	0/0	0	0	2	1	14	5	0
25	Santiago Vescovi	G 21:31	4/6	4/5	0/0	3	3	2	2	2	0	0
30	Joseph-Jordan James	G 15:57	0/1	0/0	2/5	1	0	1	0	1	1	0
2	Jordan Ganev	F 19:36	0/6	0/4	1/2	0	1	1	4	2	1	0
11	Tobe Awaka	F 15:55	3/6	0/0	3/4	3	3	0	3	0	0	0
15	Jahma Mashack	F 19:58	1/6	0/1	0/0	1	1	2	0	2	1	0
1	Freddie Ollivier V	G 13:08	1/4	0/2	0/1	0	1	0	1	1	2	0
12	Cade Phillips	F 10:19	0/0	0/0	2/2	2	1	3	1	2	0	0
44	Cameron Carr	G 12:32	3/7	2/4	0/0	0	0	0	0	1	1	0
35	Cole Gagne	G 05:55	0/0	0/0	0/0	0	1	0	0	0	0	0
29	Graunt Hunt	G 02:00	0/0	0/0	0/1	0	1	0	0	0	0	0
Team												
Totals			32/55	14/31	6/11	10	35	18	15	53	8	3

Shooting By Period												
1st	FG:	20/38	52.6%	3P:	9/17	47.1%	FT:	5/11	45.5%	Reb:	16	0
2nd	FG:	9/14	64.3%	3P:	5/10	50.0%	FT:	5/9	55.6%	Reb:	6	0
3rd	FG:	33/69	47.8%	3P:	14/31	45.2%	FT:	6/11	54.5%	Reb:	2	0
Dead Ball Rebounds: 2/1												

Missouri - 67

NO.	Name	Min	FG	3P	FT	Rebounds	Fouls	TP	AS	ST	Blocks	+/-
			MA	MA	MA	OR	OR	FF	FF	FF	FF	
0	Jordan Butler	F 12:37	0/0	0/0	0/1	1	5	0	0	1	1	0
35	Noah Carter	F 20:55	5/10	3/4	7/8	3	4	7	3	20	1	0
2	Tamar Bates	G 35:53	3/15	1/5	0/0	1	5	6	2	1	7	0
10	Nick Honor	G 33:24	1/1	2/9	0/0	0	0	0	4	0	10	0
45	Sean East II	G 37:05	7/15	3/6	7/11	3	4	2	5	24	6	0
45	Mahor Maja	G 22:22	0/0	0/0	1/1	4	5	3	1	0	0	-2
13	Jesse Carleton Martin	G 13:02	1/2	0/0	1/2	1	2	0	1	3	2	1
14	Anthony Robinson II	G 06:05	1/3	0/0	2/3	1	1	3	0	0	0	0
23	Aidan Shaw	G 11:11	0/0	0/0	1/2	1	3	1	0	0	0	0
Team												
Totals			21/50	10/27	15/21	14	20	34	23	17	7	5

Shooting By Period												
1st	FG:	5/25	20.0%	3P:	1/10	10.0%	FT:	10/13	76.9%	Reb:	13	0
2nd	FG:	13/31	41.9%	3P:	17/41	41.5%	FT:	15/21	71.4%	Reb:	11	0
3rd	FG:	5/8	62.5%	3P:	2/6	33.3%	FT:	21/27	77.8%	Reb:	15	0
4th	FG:	21/50	42.0%	3P:	10/27	37.0%	FT:	15/21	71.4%	Reb:	7	0
Dead Ball Rebounds: 2/2												

Tennessee - 86

Technical Fouls: NONE												
Points from Period Scoring												
Biggest lead												
Best Scoring Run												
Lead Changes												
Times Tied												
Time with Lead												

Technical Fouls: NONE												
Points from Period Scoring												
Biggest lead												
Best Scoring Run												
Lead Changes												
Times Tied												
Time with Lead												

Tennessee - 86

Points from				Period by Period Scoring			
Turnovers		TENN		MIZ			
		1st		2nd		TOT	
Biggest lead		13 (2 nd 4:03)		7 (2 nd 15:23)			
Best Scoring Run		7 (2 nd 9:42)		6 (1 st 4:01)			
Lead Changes		11					
Times Tied		4					
Time with Lead		21:35		14:55			
Paint		32		22			
Second Chance		14		11			
Fast Breaks		6		6			
Bench		26		6			
TENN		26		46		72	
MIZ		29		38		67	

BOX SCORES

OUTLOOK

PLAYERS

STAFF

REVIEW

RESULTS

RECORDS

HONORS

POSTSEASON

VOLMANAC

MEDIA INFO



Official Basketball Box Score - Final
Tennessee at Alabama
2023-24 Men's Basketball

Game Time: 7:00 PM
Game Duration: 2:18
Attendance: 14,474



Official Basketball Box Score - Final
No. 44 Tennessee at No. 1716 South Carolina
2023-24 South Carolina Men's Basketball

Game Time: 7:00 PM
Game Duration: 1:59
Attendance: 18,000

Officials: Joe Lindsay, Brian Courtney, Graham

Tennessee - 81 Record: 25-13 (2-3)

NO. Name	Min	FG	3P	FT	Rebounds	Fouls	TP	AS	TO	ST	Blocks	BS	BA			
		MA	MA	MA	OR	DR	FF	FF	FF	FF	FF	FF	FF			
0 Jonas Aido	G 22:59	3-6	0-0	6-9	3	4	7	3	6	12	0	1	1	2	0	
3 Dalton Knecht	G 27:57	5-14	1-7	2-4	1	4	5	4	3	13	1	2	0	0	15	
5 Zaka Ziegler	G 38:08	5-18	4-14	4-6	1	2	1	5	18	4	1	1	1	1	3	
25 Santiago Vescovi	G 28:28	3-7	2-5	0-0	1	2	3	4	0	8	2	0	3	0	-6	
30 Josiah-Jordan James	G 32:23	2-7	3-6	2-2	2	11	13	4	3	11	3	0	1	0	13	
11 Tobe Awaika	07:49	0-1	0-0	2-2	1	0	1	1	2	0	0	0	0	0	-1	
15 Jahma Mashack	26:41	3-4	2-2	0-0	2	4	6	3	1	8	4	1	1	1	11	
2 Jordan Gaiety	13:39	2-6	0-6	5-6	1	1	2	0	4	9	0	1	0	0	-8	
13 J.P. Estrala	12:57	0-0	0-0	0-0	0	0	0	0	1	1	0	0	0	0	-1	
Team					0	3	3			0						
Totals		24-66	12-40	21-29	12	30	42	22	24	81	14	8	7	4	2	7

Technical Fouls:NONE

Alabama - 74 Record: 35-12 (2-4)

NO.	Name	FG	3P	FT	Rebounds	Fouls	TP	AS	TO	ST	Blocks	BS	BA				
		Min	MA	MA	OR	DR	FF	FF	FF	FF	FF	FF	FF				
2	Grant Nelson	F 16:13	1-3	1-3	0	1	2	3	5	1	3	2	0	0			
15	Jarn Stevenson	F 25:44	1-5	1-4	0	2	1	3	4	2	3	0	0	-13			
1	Matt Sears	G 35:53	6-13	2-8	8-9	0	2	2	4	6	22	6	4	1	10		
3	Pylan Griffin	G 30:09	2-11	1-8	0-0	5	5	3	2	5	1	1	1	1	-5		
5	Aaron Estrada	G 24:22	6-16	2-8	2-2	1	7	8	1	1	16	4	2	0	0	1	
24	Sam Waller	G 10:27	1-3	0-0	3-3	0	1	1	1	1	5	0	0	0	0	7	
4	Devin Cosby Jr.	10:13	2-4	0-0	0-0	0	0	0	3	0	6	1	0	0	0	-11	
23	Nick Pringle	24:48	4-4	0-0	5-7	3	6	9	3	6	13	1	1	1	0	-1	
10	Mohamed Dioubate	06:32	0-1	0-1	1-2	3	4	7	1	2	1	0	1	1	0	-1	
11	Mohamed Wague	12:27	0-0	0-0	0-0	1	0	0	0	0	0	0	0	0	0	-2	
	Team				1	3	4			0							
	Totals		23-60	9-37	19-25	11	33	44	24	22	74	16	12	4	2	4	-7

Technical Fouls:NONE

TEN		ALA	
Biggest lead	11 (1 st 10:35)	7 (2 nd 13:42)	
Best Scoring Run	10 (1 st 10:35)	14 (2 nd 19:24)	
Lead Changes	5		
Times Tied	2		
Time with Lead	23:52	14:08	

Points from Turnovers		TEN		ALA	
Paint	22	28	26	22	26
Second Chances	15	10			
Fast Breaks	10	8			
Bench	19	25			
ALA	41	33	74		

Period by Period Scoring		1st		2nd		TOT	
TEN	38	42	81				
ALA	41	33	74				

No. 44 Tennessee - 66 Record: 24-12 (1-3)

NO. Name	Min	FG	3P	FT	Rebounds	Fouls	TP	AS	TO	ST	Blocks	BS	BA	
					OR	DR								
0 Jonas Aido	F 30:41	6-13	0-0	2-5	5	4	9	1	14	0	0	2	0	3
3 Dalton Knecht	G 30:40	9-23	5-11	3-3	0	3	3	1	3	26	1	2	0	0
5 Zaka Ziegler	G 34:30	5-8	1-5	6-6	0	5	5	1	4	13	1	1	0	0
25 Santiago Vescovi	G 27:40	0-2	0-2	2-2	0	5	3	2	2	2	0	0	0	0
30 Josiah-Jordan James	G 34:24	0-1	0-1	6-6	1	5	6	1	3	6	0	0	2	0
11 Tobe Awaika	12:12	1-4	0-0	2	2	1	3	1	2	0	0	0	0	4
15 Jahma Mashack	16:34	0-2	0-0	0	1	2	3	0	0	2	0	0	0	0
2 Jordan Gaiety	13:08	1-1	1-1	0-0	1	1	2	0	2	0	2	0	0	5
Team					0	2	0			0				
Totals	20:56	7-20	19-22	10	28	38	13	17	66	14	8	6	4	7

Technical Fouls:NONE

No. 1716 South Carolina - 59 Record: 24-12 (2-5)

No. 17/18 South Carolina - SV													
NO. Name	Min	FG	3P	FT	Rebounds	Fouls	TP	AS	TO	ST	Blocks	BS	BA
2 B.J. Mack	F 25:28	3-9	2-4	0-0	0	2	2	3	0	8	0	1	0
30 Collin Murray-Boyles	F 32:48	0-0	0-0	1-2	5	6	11	2	2	11	2	1	0
5 Macchio Johnson	G 29:45	6-19	0-7	2-4	2	3	5	5	10	9	2	0	0
12 Zachary Davis	G 19:28	1-5	1-5	0-0	0	1	1	2	1	3	0	0	0
5 Taylor Cooper	G 30:02	4-10	3-8	0-0	3	5	8	2	1	11	2	0	0
1 Jacob Wright	28:55	0-3	0-2	1-2	0	4	0	4	0	1	1	3	2
10 Myles Stone	21:13	2-4	2-3	0-0	1	1	3	0	6	0	1	1	0
33 Josh Gray	07:58	0-1	0-0	1-2	2	3	5	2	2	1	1	0	0
Team					0	3	3			0			
Totals		23-60	8-29	5-10	12	28	40	17	13	59	11	10	4

Technical Fouls:NONE

TEN		USC	
Biggest lead	14 (2 nd 9:40)	10 (1 st 20:00)	
Best Scoring Run	9 (1 st 1:09)	10 (2 nd 12:50)	
Lead Changes	0		
Times Tied	3		
Time with Lead	38:27	00:00	

Points from Turnovers		TEN		USC	
Paint	18	30			
Second Chances	3	15			
Fast Breaks	13	5			
Bench	5	8			
TEN	35	31	66		
USC	24	35	59		



Official Basketball Box Score - Final
Kentucky at Tennessee
2023-24 Men's Basketball

Game Time: 4:15 PM
Game Duration: 2:12
Attendance: 17,258



Official Basketball Box Score - Final
Mississippi State at Tennessee
2024 Men's Basketball Tournament

Game Time: 12:01 PM
Game Duration: 2:10
Attendance: 17,137

Officials: Pat Adams, K.B. Bartel, J. Steven Anderson

Kentucky - 65 Record: 23-8 (2-5)

NO. Name	Min	FG		3P	FT	Rebounds		Fouls	TP	AS	TO	Blocks		+/-	
		M	A			OR	DR					BS	BA		
3 Addy Thiero	F 15:51	0-2	0-0	0-0	0-0	1	5	6	3	0	0	1	2	2	4
33 Ugonna Oryiwero	F 28:51	0-0	0-0	0-0	0-0	0	2	4	6	1	1	0	0	1	0
1 Justin Edwards	G 36:42	6-10	4-7	0-0	2-2	4	6	2	1	16	3	0	1	0	0
12 Antoine Reeves	G 37:30	8-16	5-8	8-9	1-1	6	7	1	5	27	0	1	1	1	2
21 D.J. Wagner	G 12:52	1-6	0-4	2-2	2-2	0	2	2	0	4	0	0	1	0	0
4 Tre Mitchell	08:28	0-2	0-1	0-0	1	1	2	0	0	0	2	0	0	0	0
0 Rob Dillingham	16:42	3-6	1-2	4-5	0	3	4	4	1	13	2	0	0	0	0
15 Reed Sheppard	38:34	9-14	7-10	2-2	1	5	6	0	3	27	5	4	1	1	4
4 Zvonimir Ivisic	02:30	0-1	0-0	0-0	0	0	0	0	2	1	0	0	1	0	0
2 Aaron Bradshaw	12:38	0-1	0-0	0-0	0	0	0	0	0	0	0	0	0	0	0
Team						0	1	4			0				
Totals		27-58	15-29	16-18	11	31	42	20	16	85	12	16	5	9	5

Technical Fouls:Bench 2/25

Tennessee - 81 Record: 24-7 (1-4)

Game #61																	
HAWAII - 84																	
NO. Name	Min	FG	3P	FT	Rebounds	OR	DR	Fouls	TP	AS	TO	Blocks	BA +/-				
0 Jonas Aido	F 35:17	4-11	0-0	3-3	3	3	3	5	8	2	3	11	0	1	1	5	1
3 Dalton Knecht	G 36:22	14-29	6-15	6-9	3	3	3	4	2	8	40	1	4	1	0	0	-9
5 Zaka Ziegler	G 28:38	6-15	4-11	1-2	0	2	2	2	3	17	9	1	1	0	0	0	0
25 Santiago Vescovi	G 20:28	0-5	0-0	0-0	0	2	2	2	0	6	4	0	1	0	0	0	3
30 Josh Jordan James	G 34:46	4-14	0-0	0-0	0	0	0	0	0	0	0	0	0	0	0	0	0
11 Tobie Auma	11:22	0-0	0-0	0-0	2	2	3	5	1	1	1	0	0	0	0	0	-1
15 Jahmal Mashack	2:00	1-3	0-1	0-0	2	1	3	3	0	2	1	0	0	0	0	0	-9
2 Jordan Gaiety	01:01	0-2	0-0	0-0	1	0	1	0	1	1	2	0	0	0	0	0	-6
1 Freddie Dilore V	11:02	0-4	0-0	0-0	0	0	0	0	0	1	0	0	0	0	0	0	0
Total																	
		28-74	12-38	13-18	15	22	37	15	20	81	7	1	5	9	4	0	0

BOX SCORES (NCAA FOOTBALL TOURNAMENT)



Official Basketball Box Score - Final
Saint Peter's at Tennessee
03/23/24 Spectrum Center, Charlotte
2023-24 Men's Basketball

Game Time: 9:23 PM
Game Duration: 2:10
Attendance: 18,392



Official Basketball Box Score - Final
Texas at Tennessee
03/23/24 Spectrum Center, Charlotte
2023-24 Men's Basketball

Game Time: 8:50 PM
Game Duration: 2:11
Attendance: 18,392

Saint Peter's - 49

Record: 19-14

NOL Name	Min	FG	3P	FT	Rebounds	Fouls	TP	AS	TO	ST	Blocks	BA	+
1 Corey Washington	F 17:09	1-8	0-3	4-4	1 0	1 3	2	0	2	0	0	2	31
6 Michael Houge	F 17:08	1-8	0-3	4-4	1 0	1 3	2	0	2	0	0	10	10
35 Mohamed Sow	F 20:36	1-5	0-2	0-0	1 3	4	2	1	2	0	0	1	0
0 Latrell Reid	G 30:09	5-13	1-4	4-4	1 2	3 4	2	1	1	2	0	0	24
2 Marcus Randolph	G 25:54	5-9	1-5	0-0	1 1	1 2	1	0	0	0	0	1	29
4 Roy Clarke	28:31	3-5	1-3	0-1	1 2	1 5	7	1	1	1	0	0	25
1 Brett Brand	12:33	1-3	0-0	0 1	1 4	0 3	0	0	0	0	0	0	3
15 Stephen Roberts	19:24	0-1	0-0	3-2	5 2	5 3	0	0	0	0	0	0	16
5 Amron Ziegler	15:16	0-2	0-1	0-0	0 0	0 0	0	0	0	1	0	0	14
10 Elijah Wood	02:48	0-0	0-0	0 0	0 0	0 0	0	0	0	0	0	0	0
Team					1 2 3								
Totals		16-55	4-24	13-19	8 13	21 16	49	3 6	4 1	5 3	4		

Technical Fouls: Saint Peter's 13 Tennessee 0

Shooting By Period	1st	2nd	3rd	4th	FT	Reb	Fouls	TP	AS	TO	ST	Blocks	BA	+
1st FOG	7-30	23.3%												
1st FTL	2-7	28.6%												
2nd FOG	9-25	36.0%												
2nd FTL	11-12	91.7%												
3rd FOG	16-25	64.0%												
3rd FTL	4-24	16.7%												
FTL	15-19	68.4%												
Dead Ball Rebounds:	3 1													

Texas - 38

Record: 21-13

NOL Name	Min	FG	3P	FT	Rebounds	Fouls	TP	AS	TO	ST	Blocks	BA	+
1 Dylan Doss	F 25:14	4-10	2-7	2-2	0 4	4 6	12	0	3	2	1	1	4
22 Dillon Mitchell	F 26:16	1-3	0-0	0 0	2 2	4 1	1	2	0	0	0	1	7
3 Max Abrams	G 34:20	3-10	2-6	2-2	0 8	8 2	1	10	2	4	1	1	0
4 Tyrrese Hunter	G 37:11	0-11	0-0	0 0	1 5	6 3	1	13	2	6	0	0	4
9 Ithiel Horton	G 08:36	1-3	0-0	0 0	2 2	0 0	2	0	1	1	0	0	8
2 Chendall Weaver	25:40	3-7	1-3	6-6	1 1	2 2	4	13	0	1	0	1	7
5 Kadri Sheddick	11:19	1-1	0-0	1-2	0 0	0 2	0	2	0	0	0	0	0
30 Brock Cunningham	20:53	1-2	1-2	0 0	2 1	3 4	0	2	1	3	0	0	6
Team					4 6 7								
Totals		20-55	7-23	11-12	7 29	36	16	58	6 17	5 3	4		

Technical Fouls: NONE

Tennessee - 52

Record: 36-8

NOL Name	Min	FG	3P	FT	Rebounds	Fouls	TP	AS	TO	ST	Blocks	BA	+
0 Jonas Aido	F 31:54	4-12	0-0	3-4	0 4	1 3	11	3	2	1	2	1	4
3 Dalton Knecht	G 37:04	5-18	1-8	7-8	3 6	9 2	4	18	3	0	0	0	2
5 Zakai Zeigler	G 40:00	2-12	1-8	1-2	0 4	0 5	6	7	4	3	0	1	4
25 Santiago Vescevi	G 19:48	1-4	0-0	0 0	0 4	3 0	2	0	0	0	0	1	2
30 Josiah-Jordan James	G 28:16	4-8	0-0	4-5	9 3	0 1	0	1	0	0	0	0	9
11 Tobie Awaka	10:29	4-5	0-0	2-2	4 1	5 4	1	0	0	1	0	0	0
15 Jahmal Mashack	15:37	1-1	0-0	0 0	2 1	3 2	1	2	0	0	0	0	0
2 Jordan Ganevy	14:53	1-5	0-0	2-2	0 2	0 1	4	0	0	2	0	0	7
13 J.P. Estrella	01:27	0-0	0-0	0 0	0 0	0 0	0	0	0	0	0	0	0
Team					1 1 2								
Totals		27-65	3-25	15-18	14 28	42	15	62	17	5	3	3	4

Technical Fouls: NONE

Tennessee - 52

Record: 36-8

NOL Name	Min	FG	3P	FT	Rebounds	Fouls	TP	AS	TO	ST	Blocks	BA	+
0 Jonas Aido	F 20:25	5-6	0-0	5-9	1 5	6 0	15	1	0	3	0	0	11
3 Dalton Knecht	G 28:48	8-15	4-8	3-4	1 7	8 0	3	23	1	0	0	0	25
5 Zakai Zeigler	G 31:09	3-4	3-5	2-2	0 2	2 1	2	11	0	2	1	0	13
25 Santiago Vescevi	G 25:19	2-5	2-4	0-0	0 4	0 3	6	0	2	0	0	1	32
30 Josiah-Jordan James	G 22:20	0-2	0-1	0-0	3 2	5 2	1	0	3	2	3	1	10
11 Tobie Awaka	10:29	0-4	0-0	2-2	1 3	4 2	1	8	1	0	0	0	19
15 Jahmal Mashack	20:54	1-4	1-2	1-5	5 6	2 4	0	0	0	0	1	0	15
2 Jordan Ganevy	22:14	2-4	1-3	1-2	1-0	3 1	6	3	0	2	0	0	13
13 J.P. Estrella	08:10	0-0	0-0	2-2	1 0	1 0	2	0	0	0	0	0	6
1 Freddie Dillone V	02:48	1-2	0-0	0-0	0 0	0 0	0	2	0	1	0	0	0
12 Cole Phillips	02:48	0-0	0-0	0 0	1 1	2 0	0	0	0	0	0	0	0
40 Cameron Carr	01:40	0-1	0-0	2-2	0 1	1 0	0	2	0	0	0	0	0
23 Grant Hurst	00:57	0-0	0-0	0 0	0 0	0 0	0	0	0	0	0	0	2
35 Collin Coyne	00:57	0-0	0-0	0-0	0 0	0 0	1	0	0	0	0	0	2
Team					4 4 8								
Totals		27-55	11-24	18-25	13 34	47	17	20	83	19	5	4	1

Technical Fouls: Ganevy 13 Saint Peter's 0

SPU	TEN
Biggest lead	0 (1st 20:00) 36 (2nd 2:30)
Best Scoring Run	6 (1st 5:50) 10 (1st 11:34)
Lead Changes	0
Times Tied	0
Time with Lead	00:00 39:40

Points from Turnovers	SPU	TEN
1st	16	28
2nd	20	29
3rd	20	29
4th	20	29
FT	6	8
Bench	13	28
TEN	46	37



Official Basketball Box Score - Final
Crownpoint at Tennessee
03/23/24 Life Center Arena, Detroit
2023-24 Men's Basketball

Game Time: 7:52 PM
Game Duration: 2:12
Attendance: 18,374



Official Basketball Box Score - Final
Tennessee at Purdue
03/23/24 Life Center Arena, Detroit
2023-24 Men's Basketball

Game Time: 7:52 PM
Game Duration: 2:12
Attendance: 18,377

Crownpoint - 75

Record: 25-10

NOL Name	Min	FG	3P	FT	Rebounds	Fouls	TP	AS	TO	ST	Blocks	BA	+
13 Mason Miller	F 19:04	1-1	0-0	0 2	2 2	0 3	0	0	0	0	0	0	8
11 Rylan Kalkreuth	G 30:59	6-12	0-1	2-3	0 7	7 2	3	14	0	2	2	0	8
1 Steven Kschwirth	G 32:51	5-9	4-6	0 0	0 3	3 3	2	16	4	1	0	1	10
20 Trey Alexander	G 37:14	3-12	2-4	5-5	1 6	7 3	15	6	3	1	0	1	6
55 Baylor Scherman	G 39:55	8-19	4-9	5-5	1 5	6 2	4	25	2	0	0	1	6
5 Francisco Farabello	11:54	0-3	0-2	0-0	0 1	1 4	0	0	0	0	0	0	8
0 Jason Green	08:47	2-2	0-0	0 0	3 3	6 0	4	1	1	0	0	0	3
2 Jahmarrin Lawson	00:05	0-0	0-0	0 0	0 0	0 0	0	0	0	0	0	0	1
15 Josiah Dotzler	00:05	0-0	0-0	0 0	0 0	0 0	0	0	0	0	0	0	1
33 Fredrick King	00:05	0-0	0-0	0 0	0 0	0 0	0	0	0	0	0	0	1
41 Isaac Traut	00:05	0-0	0-0	0 0	0 0	0 0	0	0	0	0	0	0	1
Team					2 0 2								
Totals		25-58	11-23	12-13	7 27	34	17	14	13	9	1	2	5

Technical Fouls: NONE

Shooting By Period	1st	2nd	3rd	4th	FT	Reb	Fouls	TP	AS	TO	ST	Blocks	BA	+
1st FOG	13-29	44.8%												
1st FTL	6-14	42.9%												
2nd FOG	10-23	43.5%												
2nd FTL	5-9	55.6%												
3rd FOG	9-19	100%												
3rd FTL	26-28	44.8%												
4th FOG	11-23	47.8%												
FTL	12-13	92.3%												
Dead Ball Rebounds:	1 1													

Purdue - 72

Record: 27-9

NOL Name	Min	FG	3P	FT	Rebounds	Fouls	TP	AS	TO	ST	Blocks	BA	+
0 Jonas Aido	F 10:19	0-4	0-0	0 1	1 2	3 0	2	1	0	0	0	0	0
3 Dalton Knecht	G 16:54	14-30	6-12	3-4	0 3	3 1	5	27	1	3	1	0	12
5 Zakai Zeigler	G 39:06	3-12	1-8	2-5	1 3	4 2	4	8	1	0	0	0	2
15 Jahmal Mashack	G 19:16	0-1	0-0	2-2	0 3	5 2	2	0	0	0	0	0	2
30 Josiah-Jordan James	G 32:58	3-4	2-2	0 0	4 3	4 1	8	1	1	3	2	0	1
11 Tobie Awaka	13:02	1-3	0-0	0 0	2 2	4 0	5	0	2	0	0	0	1
25 Santiago Vescevi	12:41	0-2	0-0	1 1	2 1	0 0	2	0	0	0	0	0	3
2 Jordan Ganevy	20:24	2-4	2-2	0 0	0 0	1 0	6	0	0	1	0	0	8
13 J.P. Estrella	15:16	1-1	0-0	0 0	1 1	3 0	2	0	0	0	0	0	1
Team					8 3 3								
Totals		24-62	11-26	7-11	6 20	26	25	12	46	17	7	8	4

Technical Fouls: NONE

Purdue - 72

Record: 34-4

NOL Name	Min	FG	3P	FT	Rebounds	Fouls	TP	AS	TO
----------	-----	----	----	----	----------	-------	----	----	----

FINAL SEC STANDINGS

	SEC	Pct.	H	A	ALL	Pct.	H	A	N	Postseason
Tennessee*	14-4	.778	7-2	7-2	27-9	.750	14-2	8-3	5-4	NCAA Elite 8
Kentucky	13-5	.722	7-2	6-3	23-10	.697	14-4	7-3	2-3	NCAA R64
Alabama	13-5	.722	8-1	5-4	25-12	.676	14-2	5-5	6-5	NCAA Final 4
Auburn*	13-5	.722	8-1	5-4	27-8	.771	15-1	5-5	7-2	NCAA R64
South Carolina	13-5	.722	6-3	7-2	26-8	.765	14-3	8-3	4-2	NCAA R64
Florida	11-7	.611	8-1	3-6	24-12	.667	14-1	3-7	7-4	NCAA R64
Texas A&M	9-9	.500	5-4	4-5	21-15	.583	10-5	6-6	5-4	NCAA R32
LSU	9-9	.500	6-3	3-6	17-16	.515	12-6	3-7	2-3	NIT First Round
Mississippi State	8-10	.444	6-3	2-7	21-14	.600	11-4	2-8	8-2	NCAA R64
Ole Miss	7-11	.389	5-4	2-7	20-12	.625	14-4	4-7	2-1	n/a
Georgia	6-12	.333	3-6	3-6	20-17	.541	13-6	6-6	1-5	NIT Semifinals
Arkansas	6-12	.333	4-5	2-7	16-17	.485	12-6	2-7	2-4	n/a
Vanderbilt	4-14	.222	3-6	1-8	9-23	.281	8-10	1-9	0-4	n/a
Missouri	0-18	.000	0-9	0-9	8-24	.250	6-11	2-10	0-3	n/a

* SEC regular season champion

* SEC Tournament champion

SEC TOURNAMENT

Bridgestone Arena | Nashville, Tenn.

Wednesday, March 13 (First Round)

#12 Arkansas def. #13 Vanderbilt 90-85 (OT)
#11 Georgia def. #14 Missouri 64-59

Thursday, March 14 (Second Round)

#9 Mississippi State def. #8 LSU 70-60
#5 South Carolina def. #12 Arkansas 80-66
#7 Texas A&M def. #10 Ole Miss 80-71
#6 Florida def. #11 Georgia 85-80

Friday, March 15 (Quarterfinals)

#9 Mississippi State def. #1 Tennessee 73-56
#4 Auburn def. #5 South Carolina 86-55
#7 Texas A&M def. #2 Kentucky 97-87
#6 Florida def. #3 Alabama 102-88

Saturday, March 16 (Semifinals)

#4 Auburn def. #9 Mississippi State 73-66
#6 Florida def. #7 Texas A&M 95-90

Sunday, March 17 (Championship)

#4 Auburn def. #6 Florida 86-67

NATIONAL INVITATION TOURNAMENT (NIT)

Thursday, March 19

First Round (Baton Rouge, La.)

North Texas def. (at) #4 LSU 84-77

First Round (Athens, Ga.)

(at) #4 Georgia def. Xavier 78-76

Sunday, March 24

Second Round (Winston-Salem, N.C.)

#4 Georgia def. (at) #1 Wake Forest 72-66

Tuesday, March 26

Quarterfinals (Columbus, Ohio)

#4 Georgia def. (at) #2 Ohio State 79-77

Tuesday, April 2

Semifinals (Indianapolis, Ind.)

#1 Seton Hall def. #4 Georgia 84-67

NCAA TOURNAMENT

Thursday, March 21 (First Round)

West Region (Charlotte, N.C.)
#9 Michigan State def. #8 Mississippi State 69-51
Midwest Region (Pittsburgh, Pa.)
#11 Oregon def. #6 South Carolina 87-73
South Region (Pittsburgh, Pa.)
#14 Oakland def. #3 Kentucky 80-76
Midwest Region (Charlotte, N.C.)
#2 Tennessee def. #15 Saint Peter's 83-49

Friday, March 22 (First Round)

East Region (Spokane, Wash.)
#13 Yale def. #4 Auburn 78-76
South Region (Indianapolis, Ind.)
#10 Colorado def. #7 Florida 102-100
South Region (Memphis, Tenn.)
#9 Texas A&M def. #8 Nebraska 98-83
West Region (Spokane, Wash.)
#4 Alabama def. #13 College of Charleston 109-96

Saturday, March 23 (Second Round)

Midwest Region (Charlotte, N.C.)
#2 Tennessee def. #7 Texas 62-58

Sunday, March 24 (Second Round)

West Region (Spokane, Wash.)
#4 Alabama def. #12 Grand Canyon 72-61
#1 Houston def. #9 Texas A&M 100-95 (OT)

Thursday, March 28 (Regional Semifinals)

West Region (Los Angeles, Calif.)
#4 Alabama def. #1 North Carolina 89-87

Friday, March 29 (Regional Semifinals)

Midwest Region (Detroit, Mich.)
#2 Tennessee def. #3 Creighton 82-75

Saturday, March 30 (Regional Final)

West Region (Los Angeles, Calif.)
#4 Alabama def. #6 Clemson 89-82

Friday, March 29 (Regional Semifinals)

Midwest Region (Detroit, Mich.)
#1 Purdue def. #2 Tennessee 72-66

Saturday, April (National Semifinals; Phoenix, Ariz.)

#1 Connecticut def. #4 Alabama 86-72



OUTLOOK

PLAYERS

STAFF

REVIEW

RESULTS

RECORDS

HONORS

POSTSEASON

VOLMANAC

MEDIA INFO

SEC HONOREES

COACHES ALL-SEC TEAM

First Team All-SEC

Johni Broome, Auburn
Dalton Knecht, Tennessee
Zyon Pullin, Florida
Antonio Reeves, Kentucky
Mark Sears, Alabama
Tolu Smith III, Mississippi State
Wade Taylor IV, Texas A&M
Zakai Zeigler, Tennessee

Second Team All-SEC

Jonas Aidoo, Tennessee
Walter Clayton Jr., Florida
Ta'Lon Cooper, South Carolina
Rob Dillingham, Kentucky
Josh Hubbard, Mississippi State
Meechie Johnson, South Carolina
Matthew Murrell, Ole Miss
Reed Sheppard, Kentucky
Jaylin Williams, Auburn

SEC All-Defensive Team

Jonas Aidoo, UT
Johni Broome, AU
Andersson Garcia, AM
Cameron Matthews, MS
Zakai Zeigler, UT

SEC All-Freshman Team

Alex Condon, UF
Silas Demary Jr., UG
Rob Dillingham, UK
Aden Holloway, AU
Josh Hubbard, MS
Collin Murray-Boyles, SC
Reed Sheppard, UK
D.J. Wagner, UK

Coach of the Year: Lamont Paris, South Carolina
Player of the Year: *Dalton Knecht, Tennessee*
Scholar-Athlete of the Year: Sean East II, Missouri
Freshman of the Year: Reed Sheppard, Kentucky
Sixth Man of the Year: Rob Dillingham, Kentucky
Defensive Player of the Year: *Zakai Zeigler, Tennessee*

ASSOCIATED PRESS ALL-SEC TEAM

First Team All-SEC

Jonas Aidoo, Tennessee
Johni Broome, Auburn
Dalton Knecht, Tennessee (unanimous)
Antonio Reeves, Kentucky
Mark Sears, Alabama
Tolu Smith III, Mississippi State

Second Team All-SEC

Tyrese Samuel, Florida
Reed Sheppard, Kentucky
Wade Taylor IV, Texas A&M
Jaylin Williams, Auburn
Zakai Ziegler, Tennessee

Coach of the Year: Lamont Paris, South Carolina
Player of the Year: *Dalton Knecht, Tennessee (unanimous)*
Newcomer of the Year: *Dalton Knecht, Tennessee*

SEC COMMUNITY SERVICE TEAM

Jimmy Bell Jr., Mississippi State
Lawson Blake, Arkansas
Jaemyn Brakefield, Ole Miss
Brennan Canada, Kentucky

Walter Clayton Jr., Florida
Zachary Davis, South Carolina
Silas Demary Jr., Georgia
Chaney Johnson, Auburn
Mabor Majak, Missouri
Jahmai Mashack, Tennessee
Ezra Manjon, Vanderbilt
Tyrece Radford, Texas A&M
Max Scharnowski, Alabama
Jordan Wright, LSU

SEC ALL-TOURNAMENT TEAM

Chad Baker-Mazara, Auburn
Johni Broome, Auburn (MVP)
Walter Clayton Jr., Florida
Josh Hubbard, Mississippi State
Wade Taylor IV, Texas A&M

NCAA TOURNAMENT ALL-REGION TEAM

Midwest (Detroit, Mich.)
Dalton Knecht, Tennessee
Zakai Zeigler, Tennessee

West (Los Angeles, Calif.)
Grant Nelson, Alabama
Mark Sears, Alabama (MOP)

ALL-AMERICANS

Consensus

First Team All-America
Dalton Knecht, Tennessee
Second Team All-America
Mark Sears, Alabama

Associated Press

First Team
Dalton Knecht, Tennessee
Second Team All-America
Mark Sears, Alabama
Third Team All-America
Johni Broome, Auburn
Honorable Mention All-America
Antonio Reeves, Kentucky
Reed Sheppard, Kentucky

USBWA

First Team All-America
Dalton Knecht, Tennessee
Second Team All-America
Mark Sears, Alabama
Third Team All-America
Johni Broome, Auburn
Antonio Reeves, Kentucky

NABC

First Team All-America
Dalton Knecht, Tennessee
Third Team All-America
Johni Broome, Auburn
Mark Sears, Alabama

The Sporting News

First Team All-America
Dalton Knecht, Tennessee (unanimous)
Second Team All-America
Mark Sears, Alabama
Third Team All-America
Johni Broome, Auburn
Antonio Reeves, Kentucky

MAJOR NATIONAL AWARD WINNERS

Julius Erving Award
Dalton Knecht, Tennessee

NABC National Freshman of the Year
Reed Sheppard, Kentucky

USBWA National Freshman of the Year
Reed Sheppard, Kentucky

Riley Wallace Award
Dalton Knecht, Tennessee

MAJOR NATIONAL AWARD FINALISTS (*non-winners*)

John R. Wooden Award
Dalton Knecht, Tennessee

Naismith Trophy
Dalton Knecht, Tennessee

Lute Olson Award
Johni Broome, Auburn
Dalton Knecht, Tennessee
Mark Sears, Alabama
Reed Sheppard, Kentucky

Jerry West Award
Antonio Reeves, Kentucky

Bob Cousy Award
Mark Sears, Alabama

Lefty Driesell Defensive Player of the Year Award
Johni Broome, Auburn
Andersson Garcia, Texas A&M
Zakai Zeigler, Tennessee

Naismith National Coach of the Year Award
Lamont Paris, South Carolina

Jim Phelan National Coach of the Year Award
Rick Barnes, Tennessee
Lamont Paris, South Carolina
Bruce Pearl, Auburn

Ben Jobe National Coach of the Year Award
Lamont Paris, South Carolina

NABC DISTRICT 20

First Team All-District
Johni Broome, Auburn
Dalton Knecht, Tennessee
Antonio Reeves, Kentucky
Mark Sears, Alabama
Wade Taylor IV, Texas A&M

Second Team All-District
Jonas Aidoo, Tennessee
Walter Clayton Jr., Florida
Matthew Murrell, Ole Miss
Zyon Pullin, Florida
Tolu Smith III, Mississippi State

Coach of the Year: Lamont Paris, South Carolina

SEC WEEKLY AWARDS

SEC Player of the Week

Nov. 13 *Dalton Knecht, Tennessee*
Nov. 20 Henry Coleman III, Texas A&M
Nov. 27 Tyrese Samuel, Florida
Dec. 4 Trevon Brazile, Arkansas
Dec. 11 Jaylin Williams, Auburn
Dec. 18 Wade Taylor IV, Texas A&M
Dec. 26 Jimmy Bell Jr., Mississippi State
Jan. 1 Keyon Menifield Jr., Arkansas
Jan. 8 Jordan Wright, LSU
Meechie Johnson, South Carolina
Jan. 15 Mark Sears, Alabama
Dalton Knecht, Tennessee
Jan. 22 *Dalton Knecht, Tennessee*
Jan. 29 Mark Sears, Alabama
Feb. 5 Johni Broome, Auburn
Feb. 12 Tyrece Radford, Texas A&M
Feb. 19 *Jonas Aidoo, Tennessee*
Feb. 26 Khalif Battle, Arkansas
March 4 Meechie Johnson, South Carolina
Dalton Knecht, Tennessee
March 11 Antonio Reeves, Kentucky
Manny Obaseki, Texas A&M

SEC Freshman of the Week

Nov. 13 Aden Holloway, Auburn
Nov. 20 Josh Hubbard, Mississippi State
Nov. 27 D.J. Wagner, Kentucky
Dec. 4 Reed Sheppard, Kentucky
Dec. 11 Aden Holloway, Auburn
Dec. 18 D.J. Wagner, Kentucky
Dec. 26 Reed Sheppard, Kentucky
Jan. 1 Mike Williams III, LSU
Jan. 8 Aaron Bradshaw, Kentucky
Jan. 15 Josh Hubbard, Mississippi State
Jan. 22 D.J. Wagner, Kentucky
Jan. 29 Josh Hubbard, Mississippi State
Feb. 5 Rob Dillingham, Kentucky
Feb. 12 Collin Murray-Boyles, South Carolina
Feb. 19 Josh Hubbard, Mississippi State
Feb. 26 Justin Edwards, Kentucky
Josh Hubbard, Mississippi State
March 4 Reed Sheppard, Kentucky
March 11 Reed Sheppard, Kentucky

OUTLOOK

PLAYERS

STAFF

REVIEW

RESULTS

RECORDS

HONORS

POSTSEASON

VOLMANAC

MEDIA INFO



SEC INDIVIDUAL LEADERS

SCORING

Rk. Player, Team	NCAA	G	FG	3P	FT	PTS	AVG
1. Dalton Knecht, UT	8	36	264	93	159	780	21.67
2. Mark Sears, UA	11	37	252	95	198	797	21.54
3. Antonio Reeves, UK	31	33	235	84	113	667	20.21
4. Wade Taylor IV, AM		36	214	98	161	687	19.08
5. Sean East II, MO		30	187	36	119	529	17.63
6. Walter Clayton Jr., UF		36	202	93	136	633	17.58
7. Josh Hubbard, MS		35	184	108	122	598	17.09
8. Johni Broome, AU		35	218	28	112	576	16.46
9. Tyrece Radford, AM		31	187	35	101	510	16.45
10. Tramon Mark, AR		31	168	36	131	503	16.23
11. Matthew Murrell, UM		32	178	78	85	519	16.22
12. Zyon Pullin, UF		33	158	35	161	512	15.52
13. Rob Dillingham, UK		32	172	64	78	486	15.19
14. Jordan Wright, LS		32	148	52	151	499	15.12
15. Allen Flanigan, UM		32	160	15	138	473	14.78
16. Khalif Battle, AR		32	119	48	186	472	14.75
17. Ezra Manjon, VU		30	156	14	114	440	14.67
18. Meechie Johnson, SC		33	156	60	93	465	14.09
19. Tyrese Samuel, UF		36	198	4	100	500	13.89
20. Tyrin Lawrence, VU		28	124	28	110	386	13.79

FIELD-GOAL PERCENTAGE (min. 5 FGM/gm)

Rk. Player, Team	NCAA	G	FGM	FGA	FG%
1. Tyrese Samuel, UF	38	36	198	351	.564
2. Johni Broome, AU	50	35	218	398	.548
3. Sean East II, MO		30	187	359	.521
4. Antonio Reeves, UK		33	235	459	.512
5. Mark Sears, UA		37	252	496	.508
6. Tramon Mark, AR		31	168	350	.480
7. Rob Dillingham, UK		32	172	362	.475
8. Matthew Murrell, UM		32	178	384	.464
9. Dalton Knecht, UT		36	264	577	.458
10. Aaron Estrada, UA		37	197	439	.449
11. Ezra Manjon, VU		30	156	348	.448
12. Allen Flanigan, UM		32	160	369	.434
13. Walter Clayton Jr., UF		36	202	468	.432
14. Tyrece Radford, AM		31	187	455	.411
15. Josh Hubbard, MS		35	184	478	.385

FREE-THROW PERCENTAGE (min. 2.5 FTM/gm)

Rk. Player, Team	NCAA	G	FTM	FTA	FT%
1. Tamar Bates, MO	6	32	88	95	.926
2. Jabri Abdur-Rahim, UG	26	29	118	133	.887
3. Walter Clayton Jr., UF	36	36	136	155	.877
4. Chad Baker-Mazara, AU	41	35	106	121	.876
5. Khalif Battle, AR	46	32	186	213	.873
6. Antonio Reeves, UK		33	113	131	.863
7. Mark Sears, UA		37	198	231	.857
8. Sean East II, MO		30	119	139	.856
9. Josh Hubbard, MS		35	122	143	.853
10. Zyon Pullin, UF		33	161	190	.847
Wade Taylor IV, AM		36	161	190	.847
12. Ezra Manjon, VU		30	114	138	.826
13. Jordan Wright, LS		33	151	184	.821
14. Allen Flanigan, UM		32	138	169	.817
15. Grant Nelson, UA		37	122	150	.813

3-POINT FIELD-GOAL PERCENTAGE (min. 2.5 3PM/gm)

Rk. Player, Team	NCAA	G	3PM	3PA	3P%
1. Antonio Reeves, UK	4	33	84	188	.447
2. Mark Sears, UA	6	37	95	218	.436
3. Dalton Knecht, UT	39	36	93	234	.397
4. Walter Clayton Jr., UF		36	93	255	.365
5. Josh Hubbard, MS		35	108	304	.355
6. Wade Taylor IV, AM		36	98	302	.325

3-POINT FIELD GOALS MADE

Rk. Player, Team	NCAA	G	3PM	AVG
1. Josh Hubbard, MS	20	35	108	3.09
2. Wade Taylor IV, AM		36	98	2.72
3. Dalton Knecht, UT		36	93	2.58
Walter Clayton Jr., UF		36	93	2.58
5. Mark Sears, UA		37	95	2.57
6. Antonio Reeves, UK		33	84	2.55
7. Matthew Murrell, UM		32	78	2.44
8. Nick Honor, MO		32	73	2.28
9. Reed Sheppard, UK		33	75	2.27
10. Jaylen Murray, UM		32	72	2.25
11. Latrell Wrightsell Jr., UA		31	68	2.19
12. Noah Thomasson, UG		37	80	2.16
13. Jabri Abdur-Rahim, UG		29	62	2.14
14. Rylan Griffen, UA		36	74	2.06
15. Zakai Zeigler, UT		36	72	2.00
Rob Dillingham, UK		32	64	2.00

REBOUNDING

Rk. Player, Team	NCAA	G	Off-Def	REB	AVG
1. Andersson Garcia, AM	42	36	156-171	327	9.08
2. Johni Broome, AU		35	86-213	299	8.54
3. Tyrese Samuel, UF		36	102-166	268	7.44
4. Jonas Aidoo, UT		36	100-163	263	7.31
5. Tre Mitchell, UK		27	48-146	194	7.19
6. Micah Handlogten, UF		33	108-121	229	6.94
7. Cameron Matthews, MS		35	86-153	239	6.83
8. Tyrece Radford, AM		31	81-121	202	6.52
9. Josiah-Jordan James, UT		36	56-173	229	6.36
Alex Condon, UF		36	72-157	229	6.36
11. Ven-Allen Lubin, VU		26	64-101	165	6.35
12. Russel Tchewa, UG		36	70-157	227	6.31
13. Allen Flanigan, UM		32	39-155	194	6.06
14. Trevon Brazile, AR		26	44-109	153	5.88
15. Grant Nelson, UA		37	59-158	217	5.86
16. Solomon Washington, AM		34	81-114	195	5.74
17. Collin Murray-Boyles, SC		28	66-93	159	5.68
18. D.J. Jeffries, MS		33	37-148	185	5.61
19. Henry Coleman III, AM		32	73-106	179	5.59
20. Aaron Estrada, UA		37	60-140	200	5.41

OFFENSIVE REBOUNDING

Rk. Player, Team	NCAA	G	OREB	AVG
1. Andersson Garcia, AM	2	36	156	4.33
2. Micah Handlogten, UF	31	33	108	3.27
3. Tyrese Samuel, UF		36	102	2.83
4. Jonas Aidoo, UT		36	100	2.78
5. Tyrece Radford, AM		31	81	2.61
6. Ven-Allen Lubin, VU		26	64	2.46
7. Cameron Matthews, MS		35	86	2.46
Johni Broome, AU		35	86	2.46
9. Solomon Washington, AM		34	81	2.38
10. Collin Murray-Boyles, SC		28	66	2.36
11. Henry Coleman III, AM		32	73	2.28
12. Nick Pringle, UA		34	74	2.18
13. Moussa Cisse, UM		26	56	2.15
14. Tobe Awaka, UT		35	74	2.11
15. Alex Condon, UF		36	72	2.00

DEFENSIVE REBOUNDING

Rk. Player, Team	NCAA	G	DREB	AVG
1. Johni Broome, AU		35	213	6.09
2. Tre Mitchell, UK		27	146	5.41
3. Allen Flanigan, UM		32	155	4.84
4. <i>Josiah-Jordan James, UT</i>		36	173	4.81
5. Andersson Garcia, AM		36	171	4.75
6. Tyrese Samuel, UF		36	166	4.61
7. <i>Jonas Aidoo, UT</i>		36	163	4.53
8. Tyrin Lawrence, VU		28	126	4.50
9. D.J. Jeffries, MS		33	148	4.48
10. Cameron Matthews, MS		35	153	4.37
11. Russel Tchewa, UG		36	157	4.36
Alex Condon, UF		36	157	4.36
13. Grant Nelson, UA		37	158	4.27
14. Trevon Brazile, AR		26	109	4.19
15. <i>Dalton Knecht, UT</i>		36	148	4.11

ASSISTS

Rk. Player, Team	NCAA	G	AST	AVG
1. <i>Zakai Zeigler, UT</i>	22	36	218	6.06
2. Zyon Pullin, UF		33	162	4.91
3. Aaron Estrada, UA		37	171	4.62
4. Reed Sheppard, UK		33	148	4.48
5. Ta'lon Cooper, SC		34	144	4.24
6. Sean East II, MO		30	121	4.03
7. Wade Taylor IV, AM		36	145	4.03
8. Mark Sears, UA		37	149	4.03
9. Jaylen Murray, UM		32	127	3.97
10. Rob Dillingham, UK		32	124	3.88
11. Ezra Manjon, VU		30	115	3.83
12. D.J. Wagner, UK		29	96	3.31
13. Tre Donaldson, AU		35	112	3.20
14. Justin Hill, UG		37	118	3.19
15. Trae Hannibal, LS		32	96	3.00

ASSIST/TURNOVER RATIO (min. 3 AST/gm)

Rk. Player, Team	NCAA	G	AST	TO	Ratio
1. Zyon Pullin, UF	3	33	162	43	3.77
2. Ta'lon Cooper, SC	8	34	144	41	3.51
3. <i>Zakai Zeigler, UT</i>	31	36	218	78	2.79
4. Tre Donaldson, AU		35	112	46	2.43
5. Jaylen Murray, UM		32	127	54	2.35
6. Reed Sheppard, UK		33	148	66	2.24
7. D.J. Wagner, UK		29	96	43	2.23
8. Justin Hill, UG		37	118	55	2.15
9. Aaron Estrada, UA		37	171	84	2.04
10. Rob Dillingham, UK		32	124	64	1.94
11. Ezra Manjon, VU		30	115	63	1.83
12. Trae Hannibal, LS		32	96	55	1.75
13. Mark Sears, UA		37	149	90	1.66
14. Wade Taylor IV, AM		36	145	101	1.44
15. Sean East II, MO		30	121	91	1.33

STEALS

Rk. Player, Team	NCAA	G	STL	AVG
1. Reed Sheppard, UK	8	33	82	2.48
2. Cameron Matthews, MS	37	35	73	2.09
3. Wade Taylor IV, AM		36	66	1.83
4. <i>Zakai Zeigler, UT</i>		36	62	1.72
5. Jordan Wright, LS		33	55	1.67
6. Mark Sears, UA		37	60	1.62
7. Dashawn Davis, MS		35	56	1.60
8. Aaron Estrada, UA		37	59	1.59
9. Matthew Murrell, UM		32	50	1.56
10. Allen Flanigan, UM		32	47	1.47
11. Silas Demary Jr., UG		37	52	1.41
12. Tyrin Lawrence, VU		28	39	1.39
13. Jaylen Murray, UM		32	44	1.38
14. <i>Josiah-Jordan James, UT</i>		36	49	1.36
15. Andersson Garcia, AM		36	46	1.28

BLOCKED SHOTS

Rk. Player, Team	NCAA	G	BLK	AVG
1. Jamarion Sharp, UM	9	31	75	2.42
2. Johni Broome, AU	19	35	78	2.23
3. <i>Jonas Aidoo, UT</i>	41	36	66	1.83
4. Grant Nelson, UA		37	60	1.62
5. Dylan Cardwell, AU		35	56	1.60
6. Makhii Mitchell, AR		33	46	1.39
7. Moussa Cisse, UM		26	36	1.38
8. Alex Condon, UF		36	45	1.25
9. Trevon Brazile, AR		26	32	1.23
10. Aidan Shaw, MO		32	36	1.13
11. Solomon Washington, AM		34	38	1.12
12. Adou Thiero, UK		25	27	1.08
13. Tyrese Samuel, UF		36	38	1.06
14. Collin Murray-Boyles, SC		28	28	1.00
Ven-Allen Lubin, VU		26	26	1.00

MINUTES PLAYED

Rk. Player, Team	NCAA	G	MIN	AVG
1. Sean East II, MO	30	1029	34.29	
2. Ta'lon Cooper, SC	34	1145	33.68	
3. Mark Sears, UA	37	1244	33.61	
4. Zyon Pullin, UF	33	1107	33.54	
5. Matthew Murrell, UM	32	1052	32.88	
6. Wade Taylor IV, AM	36	1180	32.78	
7. Tyrece Radford, AM	31	1016	32.77	
8. Tramon Mark, AR	31	1009	32.54	
9. Jaylen Murray, UM	32	1031	32.23	
10. Jordan Wright, LS	33	1051	31.85	
11. Ezra Manjon, VU	30	955	31.83	
12. <i>Zakai Zeigler, UT</i>	36	1138	31.60	
13. Nick Honor, MO	32	1007	31.46	
14. Antonio Reeves, UK	33	1037	31.43	
15. Tyrin Lawrence, VU	28	870	31.06	

DOUBLE-DOUBLES

Rk. Player, Team	NCAA	G	D-D
1. Johni Broome, AU	26	35	14
2. Tyrese Samuel, UF	44	36	11
3. Tolu Smith III, MS		23	9
4. <i>Jonas Aidoo, UT</i>		36	8
5. Henry Coleman III, AM		32	5
Allen Flanigan, UM		32	5
Andersson Garcia, AM		36	5
Ven-Allen Lubin, VU		26	5
Cameron Matthews, MS		35	5
Tyrece Radford, AM		31	5
Russel Tchewa, UG		36	5
12. Trevon Brazile, AR		26	4
Micah Handlogten, UF		33	4
Makhii Mitchell, AR		33	4
Grant Nelson, UA		37	4

20-POINT PERFORMANCES

Rk. Player, Team	NCAA	G	20PTS
1. Mark Sears, UA	2	37	26
2. Antonio Reeves, UK	11	33	20
3. <i>Dalton Knecht, UT</i>	17	36	19
4. Walter Clayton Jr., UF	47	36	15
5. Sean East II, MO		30	14
Wade Taylor IV, AM		36	14
7. Josh Hubbard, MS		35	13
8. Khalif Battle, AR		32	12
9. Tyrece Radford, AM		31	11
10. Meechie Johnson, SC		33	10
Tramon Mark, AR		31	10
12. Matthew Murrell, UM		32	9
13. Johni Broome, AU		35	8
Rob Dillingham, UK		32	8
Allen Flanigan, UM		32	8
Jaylen Murray, UM		32	8
Jaylin Williams, AU		34	8

OUTLOOK

PLAYERS

STAFF

REVIEW

RESULTS

RECORDS

HONORS

POSTSEASON

VOLMANAC

MEDIA INFO



SEC INDIVIDUAL LEADERS

10-REBOUND PERFORMANCES

Rk. Player, Team	NCAA	G	10REB
1. Andersson Garcia, AM	31	36	16
2. Johni Broome, AU	44	35	14
3. Jonas Aidoo, UT		36	11
Tyrese Samuel, UF		36	11
5. Tolu Smith III, MS		23	10
6. Cameron Matthews, MS		35	9
7. Micah Handlogten, UF		33	7
Tre Mitchell, UK		27	7
9. Jimmy Bell Jr., MS		35	6
Henry Coleman III, AM		32	6
Russel Tchewa, UG		36	6
12. Allen Flanigan, UM		32	5
D.J. Jeffries, MS		33	5
Ven-Allen Lubin, VU		26	5
Tyrece Radford, AM		31	5

To be ranked (in all categories except double-doubles, 20-point performances and 10-rebound performances), a player must have competed in 75 percent of his team's games. In addition, "NCAA" denotes a player's position in the national rankings, only if inside the top 50.



Zakai Zeigler and Dalton Knecht became the second Tennessee duo to lead the SEC in assists and points per game, respectively, in the same season. The lone prior Volunteer pair to do so was Rodney Woods (8.7 APG) and Bernard King (26.4 PPG) in 1974-75.

SCORING OFFENSE

Team	NCAA	G	W-L	PTS	AVG
1. Alabama	1	37	25-12	3335	90.14
2. Kentucky	2	33	23-10	2938	89.03
3. Florida	6	36	24-12	3080	85.56
4. Auburn	13	35	27-8	2909	83.11
5. Tennessee		36	27-9	2836	78.78
6. Arkansas		33	16-17	2566	77.76
7. LSU		33	17-16	2520	76.36
8. Texas A&M		36	21-15	2736	76.00
9. Ole Miss		32	20-12	2398	74.94
10. Georgia		37	20-17	2764	74.70
11. Mississippi State		35	21-14	2593	74.09
12. Missouri		32	8-24	2309	72.16
13. South Carolina		34	26-8	2450	72.06
14. Vanderbilt		32	9-23	2173	67.91

SCORING DEFENSE

Team	NCAA	G	W-L	PTS	AVG
1. Tennessee		36	27-9	2426	67.39
2. South Carolina		34	26-8	2297	67.56
3. Auburn		35	27-8	2391	68.31
4. Mississippi State		35	21-14	2417	69.06
5. Texas A&M		36	21-15	2591	71.97
6. Ole Miss		32	20-12	2365	73.91
7. Georgia		37	20-17	2764	74.70
8. LSU		33	17-16	2474	74.97
9. Vanderbilt		32	9-23	2428	75.88
10. Missouri		32	8-24	2438	76.19
11. Florida		36	24-12	2851	79.19
12. Kentucky		33	23-10	2630	79.70
13. Arkansas		33	16-17	2633	79.79
14. Alabama		37	25-12	3006	81.24

SCORING MARGIN

Team	NCAA	G	Off	Def	Margin
1. Auburn	6	35	83.11	68.31	+14.80
2. Tennessee	18	36	78.78	67.39	+11.39
3. Kentucky	31	33	89.03	79.70	+9.33
4. Alabama	35	37	90.14	81.24	+8.89
5. Florida		36	85.56	79.19	+6.36
6. Mississippi State		35	74.09	69.06	+5.03
7. South Carolina		34	72.06	67.56	+4.50
8. Texas A&M		36	76.00	71.97	+4.03
9. LSU		33	76.36	74.97	+1.39
10. Ole Miss		32	74.94	73.91	+1.03
11. Georgia		37	74.70	74.70	0.00
12. Arkansas		33	77.76	79.79	-2.03
13. Missouri		32	72.16	76.19	-4.03
14. Vanderbilt		32	67.91	75.88	-7.97

FREE-THROW PERCENTAGE

Team	NCAA	G	FTM	FTA	FT%
1. Missouri	6	32	462	583	.792
2. Alabama	19	37	650	842	.772
3. Kentucky	20	33	501	649	.772
4. Arkansas	40	33	649	859	.756
5. Tennessee		36	563	750	.751
6. Auburn		35	609	812	.750
7. Ole Miss		32	479	658	.728
8. LSU		33	528	730	.723
9. Georgia		37	578	803	.720
10. Florida		36	646	903	.715
11. South Carolina		34	446	627	.711
12. Vanderbilt		32	468	660	.709
13. Texas A&M		36	629	890	.707
14. Mississippi State		35	508	758	.670

FIELD-GOAL PERCENTAGE

Team	NCAA	G	FGM	FGA	FG%
1. Kentucky	6	33	1055	2132	.495
2. Alabama	28	37	1136	2385	.476
3. Auburn	29	35	1010	2121	.476
4. Florida		36	1077	2351	.458
5. LSU		33	868	1907	.455
6. Arkansas		33	859	1898	.453
7. Mississippi State		35	917	2027	.452
8. Ole Miss		32	839	1876	.447
9. Tennessee		36	979	2223	.440
10. South Carolina		34	865	1970	.439
11. Missouri		32	807	1838	.439
12. Georgia		37	943	2195	.430
13. Texas A&M		36	926	2304	.402
14. Vanderbilt		32	748	1877	.399

FIELD-GOAL PERCENTAGE DEFENSE

Team	NCAA	G	FGM	FGA	FG%
1. Auburn	2	35	784	2029	.386
2. Tennessee	5	36	814	2091	.389
3. Mississippi State		35	844	2016	.419
4. LSU		33	848	1981	.428
5. Texas A&M		36	898	2095	.429
6. Kentucky		33	917	2138	.429
7. South Carolina		34	825	1913	.431
8. Georgia		37	998	2289	.436
9. Alabama		37	1028	2351	.437
10. Ole Miss		32	843	1916	.440
11. Florida		36	1017	2311	.440
12. Missouri		32	809	1818	.445
13. Arkansas		33	909	2039	.446
14. Vanderbilt		32	858	1881	.456

3-POINT FIELD-GOAL PERCENTAGE

Team	NCAA	G	3PM	3PA	3P%
1. Kentucky	1	33	327	800	.409
2. Alabama	20	37	413	1108	.373
3. Ole Miss	40	32	241	660	.365
4. LSU		33	256	717	.357
5. Auburn		35	280	795	.352
6. Florida		36	280	812	.345
7. Tennessee		36	315	915	.344
8. Georgia		37	300	883	.340
9. South Carolina		34	274	809	.339
10. Mississippi State		35	251	781	.321
11. Missouri		32	233	730	.319
12. Arkansas		33	199	625	.318
13. Texas A&M		36	255	869	.293
14. Vanderbilt		32	209	738	.283

3-POINT FIELD-GOAL PERCENTAGE DEFENSE

Team	NCAA	G	3PM	3PA	3P%
1. Mississippi State	8	35	247	830	.298
2. Auburn	19	35	205	678	.302
3. Tennessee	38	36	268	859	.312
4. Alabama		37	277	873	.317
5. Florida		36	244	748	.326
6. Georgia		37	282	852	.331
7. Kentucky		33	285	859	.332
8. LSU		33	275	821	.335
9. Ole Miss		32	239	708	.338
10. Texas A&M		36	318	940	.338
11. South Carolina		34	203	599	.339
12. Arkansas		33	236	696	.339
13. Missouri		32	249	724	.344
14. Vanderbilt		32	278	744	.374

OUTLOOK

PLAYERS

STAFF

REVIEW

RESULTS

RECORDS

HONORS

POSTSEASON

VOLMANAC

MEDIA INFO



SEC TEAM STATISTICS

3-POINT FIELD GOALS MADE

Team	NCAA	G	REB	AVG
1. Alabama	2	37	413	11.16
2. Kentucky	16	33	327	9.91
3. <i>Tennessee</i>		36	315	8.75
4. Georgia		37	300	8.11
5. South Carolina		34	274	8.06
6. Auburn		35	280	8.00
7. Florida		36	280	7.78
8. LSU		33	256	7.76
9. Ole Miss		32	241	7.53
10. Missouri		32	233	7.28
11. Mississippi State		35	251	7.17
12. Texas A&M		36	255	7.08
13. Vanderbilt		32	209	6.53
14. Arkansas		33	199	6.03

REBOUNDING OFFENSE

Team	NCAA	G	REB	AVG
1. Texas A&M	1	36	1541	42.81
2. Florida	4	36	1522	42.28
3. Alabama	23	37	1467	39.65
4. <i>Tennessee</i>	43	36	1393	38.69
5. Mississippi State		35	1333	38.09
6. Auburn		35	1323	37.80
7. Kentucky		33	1241	37.61
8. LSU		33	1177	35.67
9. Georgia		37	1319	35.65
10. South Carolina		34	1210	35.59
11. Arkansas		33	1139	34.52
12. Vanderbilt		32	1102	34.44
13. Ole Miss		32	1071	33.47
14. Missouri		32	992	31.00

REBOUNDING DEFENSE

Team	NCAA	G	REB	AVG
1. Mississippi State		35	1140	32.57
2. South Carolina		34	1111	32.68
3. Texas A&M		36	1212	33.67
4. Auburn		35	1206	34.46
5. LSU		33	1158	35.09
6. <i>Tennessee</i>		36	1265	35.14
7. Alabama		37	1324	35.78
8. Florida		36	1289	35.81
9. Arkansas		33	1200	36.36
10. Kentucky		33	1215	36.82
11. Ole Miss		32	1186	37.06
12. Missouri		32	1188	37.13
13. Vanderbilt		32	1189	37.16
14. Georgia		37	1405	37.97

REBOUNDING MARGIN

Team	NCAA	G	Team	AVG	Opp	AVG	Margin
1. Texas A&M	4	36	1541	42.81	1212	33.67	+9.14
2. Florida	21	36	1522	42.28	1289	35.81	+6.47
3. Mississippi State	29	35	1333	38.09	1140	32.57	+5.51
4. Alabama		37	1467	39.65	1324	35.78	+3.86
5. <i>Tennessee</i>		36	1393	38.69	1265	35.14	+3.56
6. Auburn		35	1323	37.80	1206	34.46	+3.34
7. South Carolina		34	1210	35.59	1111	32.68	+2.91
8. Kentucky		33	1241	37.61	1215	36.82	+0.79
9. LSU		33	1177	35.67	1158	35.09	+0.58
10. Arkansas		33	1139	34.52	1200	36.36	-1.85
11. Georgia		37	1319	35.65	1405	37.97	-2.32
12. Vanderbilt		32	1102	34.44	1189	37.16	-2.72
13. Ole Miss		32	1071	33.47	1186	37.06	-3.59
14. Missouri		32	992	31.00	1188	37.13	-6.13

OFFENSIVE REBOUNDS PER GAME

Team	NCAA	G	OREB	AVG
1. Texas A&M	1	36	627	17.42
2. Florida	3	36	527	14.64
3. Alabama	31	37	472	12.76
4. Mississippi State	38	35	436	12.46
5. <i>Tennessee</i>		36	419	11.64
6. South Carolina		34	387	11.38
7. Auburn		35	393	11.23
8. Vanderbilt		32	344	10.75
9. LSU		33	345	10.45
10. Ole Miss		32	333	10.41
11. Kentucky		33	332	10.06
12. Georgia		37	366	9.89
13. Missouri		32	293	9.16
14. Arkansas		33	281	8.52

DEFENSIVE REBOUNDS PER GAME

Team	NCAA	G	DREB	AVG
1. Florida	25	36	995	27.64
2. Kentucky	29	33	909	27.55
3. <i>Tennessee</i>	48	36	974	27.06
4. Alabama		37	995	26.89
5. Auburn		35	930	26.57
6. Arkansas		33	858	26.00
7. Georgia		37	953	25.76
8. Mississippi State		35	897	25.63
9. Texas A&M		36	914	25.39
10. LSU		33	832	25.21
11. South Carolina		34	823	24.21
12. Vanderbilt		32	758	23.69
13. Ole Miss		32	738	23.06
14. Missouri		32	699	21.84

OFFENSIVE REBOUND PERCENTAGE

Team	NCAA	G	OREB	Opp-DR	OR%
1. Texas A&M	1	36	627	857	.423
2. Florida	11	36	527	886	.373
3. Mississippi State	24	35	436	794	.354
4. Alabama	29	37	472	878	.350
5. Auburn		35	393	803	.329
6. South Carolina		34	387	793	.328
7. <i>Tennessee</i>		36	419	883	.322
8. LSU		33	345	778	.307
9. Ole Miss		32	333	767	.303
10. Kentucky		33	332	817	.289
11. Vanderbilt		32	344	875	.282
12. Georgia		37	366	987	.271
13. Missouri		32	293	800	.268
14. Arkansas		33	281	834	.252

DEFENSIVE REBOUND PERCENTAGE

Team	NCAA	G	DREB	Opp-OR	DR%
1. Mississippi State		35	897	346	.722
2. South Carolina		34	823	318	.721
3. Texas A&M		36	914	355	.720
4. <i>Tennessee</i>		36	974	382	.718
5. Florida		36	995	403	.712
6. Vanderbilt		32	758	314	.707
7. Arkansas		33	858	366	.701
8. Auburn		35	930	403	.698
9. Kentucky		33	909	398	.695
10. Georgia		37	953	418	.695
11. Alabama		37	995	446	.690
12. LSU		33	832	380	.686
13. Missouri		32	699	388	.643
14. Ole Miss		32	738	419	.638

ASSISTS

Team	NCAA	G	AST	AVG
1. Auburn	10	35	622	17.77
2. Kentucky	14	33	579	17.55
3. Tennessee	20	36	600	16.67
4. Alabama	35	37	587	15.86
5. South Carolina	47	34	524	15.41
6. Florida		36	546	15.17
7. Ole Miss		32	484	15.13
8. Mississippi State		35	491	14.03
9. Missouri		32	390	12.19
10. Georgia		37	436	11.78
11. LSU		33	388	11.76
12. Arkansas		33	387	11.73
13. Texas A&M		36	412	11.44
14. Vanderbilt		32	300	9.38

ASSIST/TURNOVER RATIO

Team	NCAA	G	AST	AVG TO	AVG Ratio
1. Auburn	9	35	622	17.77	374 10.691.66
2. Kentucky	11	33	579	17.55	352 10.671.64
3. Tennessee	12	36	600	16.67	367 10.19 1.63
4. South Carolina	28	34	524	15.41	344 10.12 1.52
5. Ole Miss		32	484	15.13	344 10.75 1.41
6. Alabama		37	587	15.86	438 11.84 1.34
7. Florida		36	546	15.17	420 11.67 1.30
8. Texas A&M		36	412	11.44	346 9.61 1.19
9. Mississippi State		35	491	14.03	455 13.001.08
10. Missouri		32	390	12.19	370 11.56 1.05
11. Georgia		37	436	11.78	421 11.38 1.04
12. Arkansas		33	387	11.73	395 11.97 0.98
13. Vanderbilt		32	300	9.38	333 10.41 0.90
14. LSU		33	388	11.76	434 13.15 0.89

TURNOVER MARGIN

Team	NCAA	G	Team AVG	Opp AVG	Margin
1. Tennessee	34	36	367	10.19 469	13.03 +2.83
2. Auburn	48	35	374	10.69 449	12.83 +2.14
3. Texas A&M		36	346	9.61 409	11.36 +1.75
4. Ole Miss		32	344	10.75 398	12.44 +1.69
5. Missouri		32	370	11.56 409	12.78 +1.22
6. Kentucky		33	352	10.67 391	11.85 +1.18
7. Vanderbilt		32	333	10.41 347	10.84 +0.44
8. Georgia		37	421	11.38 423	11.43 +0.05
9. LSU		33	434	13.15 426	12.91 -0.24
10. Mississippi State		35	455	13.00 443	12.66 -0.34
11. South Carolina		34	344	10.12 332	9.76 -0.35
12. Alabama		37	438	11.84 418	11.30 -0.54
13. Florida		36	420	11.67 389	10.81 -0.86
14. Arkansas		33	395	11.97 365	11.06 -0.91

STEALS

Team	NCAA	G	AST	AVG
1. Mississippi State	45	35	284	8.11
2. LSU	49	33	264	8.00
3. Ole Miss		32	251	7.84
4. Tennessee		36	280	7.78
5. Missouri		32	245	7.66
6. Kentucky		33	248	7.52
7. Auburn		35	258	7.37
8. Texas A&M		36	250	6.94
9. Alabama		37	256	6.92
10. Florida		36	241	6.69
11. Georgia		37	237	6.41
12. Vanderbilt		32	196	6.13
13. Arkansas		33	198	6.00
14. South Carolina		34	162	4.76

BLOCKED SHOTS

Team	NCAA	G	BLK	AVG
1. Kentucky	3	33	207	6.27
2. Auburn	4	35	215	6.14
3. Arkansas	6	33	201	6.09
4. Ole Miss	7	32	184	5.75
5. Florida	13	36	189	5.25
6. Missouri	29	32	154	4.81
7. Tennessee	36	36	166	4.61
8. Alabama		37	162	4.38
9. LSU		33	125	3.79
10. Georgia		37	121	3.27
11. South Carolina		34	108	3.18
12. Mississippi State		35	107	3.06
13. Texas A&M		36	108	3.00
14. Vanderbilt		32	92	2.88

"NCAA" denotes a player's position in the national rankings, only if inside the top 50. Rankings for offensive reboundpercentage and defensive rebound percentage are via Stathead, as the NCAA does not have an official leaderboard even though the SEC does.

OUTLOOK

PLAYERS

STAFF

REVIEW

RESULTS

RECORDS

HONORS

POSTSEASON

VOLMANAC

MEDIA INFO



T H E
MYALL
C A M P A I G N




*I will give my all for
Tennessee today!*

The My All Campaign aims to impact each of Tennessee's 20 varsity athletic programs by providing championship resources to support student-athletes' academic and competitive pursuits. Specific facility enhancements are currently targeted for Neyland Stadium and Anderson Training Center, though campaign funds will ultimately allow for strategic investments impacting every athletic program on campus.

TENNESSEEFUND

IWillGiveMyAll.com | 865.974.1218 | tnfund@utk.edu

RESULTS



RECORD VS. ALL OPPONENTS

OPPONENT	RECORD VS.	FIRST	MOST RECENT
Alabama	73-82	2/6/1914	3/2/2024
Alabama A&M	1-0	12/27/2005	12/27/2005
Alabama-Birmingham [UAB]	2-2	12/30/1983	3/18/1992
Alabama State	2-0	12/14/2004	11/20/19
Alaska-Anchorage	1-1	12/30/1990	11/23/2001
Alcorn State	1-0	12/4/2022	12/4/2022
American	2-0	12/18/1981	3/21/2008
American Univ. of P.R.	2-0	11/29/1991	12/21/1999
Appalachian State	6-0	11/28/1986	12/15/2021
Arizona	4-2	12/28/1956	12/17/2022
Arizona State	3-0	1/1/1954	12/28/1980
Arkansas	26-22	12/31/1936	2/14/2024
Arkansas-Little Rock	0-1	12/8/1993	12/8/1993
Arkansas-Monticello	1-0	11/14/2007	11/14/2007
Army West Point	5-0	12/29/1960	11/24/2015
Auburn	81-45	2/15/1927	2/28/2024
Austin Peay	9-1	12/30/1940	12/21/2022
Ball State	1-0	12/19/1986	12/19/1986
Baltimore	0-1	1/28/1937	1/28/1937
Belmont	4-0	12/20/2004	12/23/2010
Boston College	1-2	12/30/1966	12/30/1978
Boston University	1-0	12/19/1955	12/19/1955
Bowling Green	0-1	3/14/1975	3/14/1975
Bradley	0-1	12/29/1966	12/29/1966
BYU	2-0	12/28/1957	12/20/1980
Bucknell	1-0	12/19/1957	12/19/1957
Buffalo	2-0	12/19/1964	12/30/1968
Butler	3-3	12/20/1958	11/23/2022
Cal	2-0	12/19/1981	12/3/1983
UC Irvine	1-0	12/1/1972	12/1/1972
Cal State Northridge	1-0	11/17/1998	11/17/1998
Campbell	1-0	12/23/2004	12/23/2004
Carson-Newman (TN)	9-4	1/28/1909	12/12/1936
Centenary (LA)	4-0	2/12/1923	12/9/1969
Central Florida [UCF]	1-0	12/29/1986	12/29/1986
Centre (KY)	10-5	12/17/1909	2/18/1927
Chaminade (HI)	2-0	11/23/2011	11/23/2016
Charleston Southern	1-0	12/17/2002	12/17/2002
Charlotte	5-5	12/4/1976	12/17/2010
Chattanooga	34-6	1/24/1913	11/25/2019
Cincinnati	2-6	12/22/1952	12/12/2020
The Citadel	5-0	2/23/1949	11/18/2013
Clemson	15-4	2/16/1924	12/20/1975
Cleveland State	1-0	12/14/1981	12/14/1981
Coastal Carolina	1-0	1/2/2005	1/2/2005
Colgate	1-2	12/21/1955	3/22/2019
College of Charleston	1-3	3/13/1996	12/14/2011
Colorado	4-1	12/13/1980	11/13/2022
Columbia	1-0	12/20/1974	12/20/1974
Concord State	1-0	1/29/1927	1/29/1927
Connecticut [UConn]	2-1	3/19/2000	1/21/2012
Coppin State	1-0	11/19/2006	11/19/2006
Creighton	2-0	1/9/1937	3/29/2024
Cumberlands (KY)	6-0	2/9/1914	2/4/1926
Dartmouth	1-0	12/16/1977	12/16/1977
Davidson	5-0	1/10/1953	12/3/1959
Dayton	2-3	12/16/1949	12/22/1992
Delaware	1-0	3/12/1999	3/12/1999
Denver	2-0	1/2/1954	12/29/1962
DePaul	2-0	12/14/1973	11/22/2009
Detroit Mercy	0-1	2/4/1931	2/4/1931
Drake	1-0	12/30/1949	12/30/1949
Duke	8-8	2/20/1911	3/18/2023
Duquesne	1-1	12/21/1937	12/16/1960
East Carolina	3-0	12/5/1978	11/20/2009
East Tennessee State	17-2	12/19/1945	11/14/2021
Eastern Kentucky	6-0	2/10/1912	12/7/2022
Elon	1-0	11/22/1999	11/22/1999
Emory & Henry (VA)	11-0	2/14/1911	12/20/1941

OPPONENT	RECORD VS.	FIRST	MOST RECENT
Evansville	0-2	12/30/1953	12/22/1962
Florida	81-59	1/7/1927	1/16/2024
Florida A&M	1-0	12/4/2019	12/4/2019
Florida Atlantic	1-1	12/16/2015	3/23/2023
FGCU	1-0	12/16/2022	12/16/2022
Florida State	5-4	12/9/1957	11/29/19
Fordham	3-1	12/29/1978	11/13/2006
Furman	11-0	12/1/1956	12/20/2017
Gardner-Webb	2-0	11/22/2002	11/22/2015
Georgetown (KY)	5-3	2/8/1911	2/4/1929
Georgetown	1-2	3/18/2003	11/30/2012
George Mason	1-1	3/17/2004	12/5/2024
George Washington	1-3	2/4/1917	11/27/2015
Georgia	99-62	1/17/1913	1/13/2024
Georgia Southern	1-0	12/12/2023	12/12/2023
Georgia State	4-1	12/10/1977	12/20/2003
Georgia Tech	45-28	2/19/1921	11/13/2018
Gonzaga	2-4	12/29/2007	12/9/2018
Guilford (NC)	0-1	2/22/1911	2/22/1911
Hardin-Simmons (TX)	1-0	12/20/1983	12/20/1983
Harvard	1-0	12/14/1974	12/14/1974
Hawaii	2-1	12/29/1965	12/30/2000
High Point	1-0	11/14/2017	11/14/2017
Holy Cross	0-1	12/28/1960	12/28/1960
Houston	3-2	12/5/1970	12/19/1995
Idaho State	1-0	11/24/1984	11/24/1984
Illinois	3-1	12/15/1967	12/9/2023
Illinois State	0-1	3/12/1998	3/12/1998
Indiana	0-4	3/18/1967	3/27/1985
Iona	2-0	12/19/1980	12/29/1990
Iowa	3-2	12/27/1967	3/24/2019
Iowa State	2-1	12/4/1968	1/27/2018
Jacksonville State	1-0	12/21/2019	12/21/2019
Johnson Bible (TN)	4-0	12/7/1913	1921
Kansas	3-5	1/3/2009	11/22/2023
Kansas State	2-0	12/6/2014	1/28/2017
Kennesaw State	1-0	11/9/2012	11/9/2012
Kent State	1-0	11/29/1990	11/29/1990
Kentucky	78-161	2/16/1910	3/9/2024
Kentucky Wesleyan	1-2	2/5/1926	12/10/1955
King (TN)	3-0	1/13/1922	12/30/1939
Lafayette	2-0	12/9/1980	12/27/1984
Lambuth (TN)	0-1	12/19/1935	12/19/1935
La Salle	2-0	12/20/1969	12/17/1976
Lenoir-Rhyne (NC)	1-0	11/6/2018	11/6/2018
Lincoln Memorial (TN)	16-0	1/7/1925	11/29/1951
Lipscomb	4-0	12/1/1954	12/9/2017
Long Beach State	1-0	3/16/2007	3/16/2007
LIU	2-3	1/27/1937	11/26/1999
Longwood	1-0	3/17/2022	3/17/2022
Louisiana	10-1	12/3/1966	3/16/2023
Louisiana-Monroe [ULM]	1-0	11/16/2011	11/16/2011
LSU	68-50	2/25/1933	2/7/2024
Louisiana Tech	3-1	12/20/1957	12/3/1986
Louisville	8-12	2/19/1913	11/21/2018
Loyola Chicago	0-1	3/17/2018	3/17/2018
Loyola New Orleans	3-0	1/8/1949	1/27/1951
Manhattan	1-0	12/27/1971	12/27/1971
Marquette	3-5	12/5/1972	11/30/2014
Marshall	7-3	2/1/1937	11/19/2015
Maryland	3-2	12/5/1949	12/11/2022
Maryville (TN)	26-10-1	1/9/1910	1/24/1931
Massachusetts [UMass]	4-0	2/5/2003	3/21/2014
McNeese State	1-0	11/30/2022	11/30/2022
Memphis	15-12	12/28/1969	12/14/2019
Mercer	4-4	2/7/1913	11/29/2017
Mexico Univ.	2-0	2/7/1933	1/24/1966
Miami	3-1	12/17/1954	12/22/1996
Miami (OH)	4-2	12/20/1947	12/1/1999

RECORD VS. ALL OPPONENTS

OPPONENT	RECORD VS.	FIRST	MOST RECENT
Michigan	5-7	12/5/1958	3/19/2022
Michigan State	2-5	1/23/1939	3/28/2010
Middle Tennessee	9-2	3/18/1988	3/19/2012
Milligan (TN)	10-2	1/6/1922	12/13/1947
Millsaps (MS)	0-1	3/2/1921	3/2/1921
Millwaukee	1-0	11/30/1974	11/30/1974
Minnesota	1-0	12/17/1979	12/17/1979
Mississippi [Ole Miss]	79-45	1/28/1924	1/6/2024
Mississippi College	1-0	2/25/1922	2/25/1922
Mississippi State	90-46	1/15/1924	3/15/2024
Missouri	12-10	12/20/1961	2/20/2024
Missouri State	1-1	3/14/1999	11/17/2010
Montana State	3-0	12/19/1969	12/16/1983
Morehead State	4-0	12/7/1983	12/23/2013
Murphy College (TN)	2-0	2/5/1916	2/11/1916
Murray State	4-0	2/24/1945	11/12/2019
Navy	2-0	12/13/1974	12/27/1983
Nebraska	0-3	12/13/2003	11/28/2015
New Mexico	2-2	12/5/1989	12/18/2004
New Mexico State	0-1	12/30/1955	12/30/1955
New Orleans	1-0	12/11/1982	12/11/1982
Niagara	1-2	12/27/1969	12/15/1978
Norfolk State	1-0	1/2/2024	1/2/2024
North Carolina	2-11	2/21/1911	11/29/2023
UNC Asheville	11-0	11/19/1997	11/5/2019
UNC Greensboro	3-0	12/22/1998	12/11/2021
UNC Wilmington	2-0	12/21/1985	11/14/2006
North Carolina A&T	2-0	11/27/2007	12/23/2009
NC State	5-7	3/1/1929	12/16/2023
North Texas	1-0	11/30/1973	11/30/1973
Northern Michigan	1-0	12/1/1970	12/1/1970
Northwestern	0-1	12/21/1977	12/21/1977
Notre Dame	0-1	3/11/1979	3/11/1979
NYU	1-0	12/25/1944	12/25/1944
Oakland	1-2	12/14/2010	11/26/2012
Ohio	3-2	2/20/1926	3/20/2010
Ohio Northern	1-0	11/25/1983	11/25/1983
Ohio State	2-4	12/9/1978	3/26/2010
Oklahoma	1-0	12/13/1968	12/13/1968
Oklahoma City	1-0	12/22/1982	12/22/1982
Oklahoma State	1-3	12/22/2005	11/16/2012
Oregon	1-1	12/29/1964	11/22/2016
Oregon State	1-4	12/30/1964	3/19/2021
Penn	1-0	12/29/1975	12/29/1975
Penn State	1-2	12/17/1971	12/7/1996
Pepperdine	1-0	12/29/1987	12/29/1987
Pittsburgh	4-2	12/29/1961	12/3/2011
Portland	1-1	12/28/1964	12/27/1981
Prairie View A&M	1-0	11/16/2007	11/16/2007
Presbyterian	4-0	12/18/2012	11/30/2021
Princeton	1-0	12/28/1959	12/28/1959
Providence	1-1	12/19/1970	12/28/1973
Purdue	2-5	12/6/1980	3/31/2024
Radford	3-0	1/13/1993	12/17/2001
Rhode Island	0-1	3/17/1945	3/17/1945
Rice	1-3	12/22/1951	12/6/1963
Richmond	3-0	12/2/1964	12/22/1984
Roanoke	1-0	1922	1922
Rollins (FL)	1-0	11/29/1980	11/29/1980
Rutgers	2-0	3/14/1969	11/19/1992
St. Francis Brooklyn	1-0	12/17/1982	12/17/1982
St. Francis (PA)	1-0	12/26/1969	12/26/1969
St. John's	3-5	12/26/1942	11/24/2001
St. Joseph's	2-2	12/4/1948	12/21/2020
Saint Louis	0-1	12/27/1965	12/27/1965
St. Mary's College of Md.	0-1	2/17/1909	2/17/1909
Saint Peter's	2-0	3/14/1984	3/21/2024
St. Thomas (FL)	3-0	11/29/1975	11/27/1982

OPPONENT	RECORD VS.	FIRST	MOST RECENT
Samford	2-0	11/28/1977	12/19/2018
San Diego State	3-0	12/29/1979	3/18/2010
San Francisco	1-2	12/18/1970	12/2/1977
San Jose State	2-0	12/22/1978	12/28/1982
Santa Clara	2-0	12/29/1973	11/27/2014
Savannah State	1-0	3/13/2012	3/13/2012
Seton Hall	2-1	12/11/1976	11/21/1992
Sewanee (TN)	20-1	1/20/1923	12/9/1964
Siena	1-0	11/27/2008	11/27/2008
South Alabama	1-0	1/4/2006	1/4/2006
South Carolina	53-29	1/5/1927	3/6/2024
South Carolina Upstate	3-0	11/16/2013	12/14/2021
South Florida [USF]	6-0	12/10/1973	11/29/1999
Southeastern Louisiana	1-0	11/22/1985	11/22/1985
Southern California [USC]	5-3	12/28/1967	11/24/2022
Southern Illinois	2-0	12/14/1968	12/22/1999
Southern Indiana	1-0	11/3/2005	11/3/2005
SMU	2-0	12/7/2000	12/6/2001
Southern Miss	1-0	12/14/1984	12/14/1984
Springfield	1-0	12/15/1955	12/15/1955
Stanford	2-0	12/22/1956	11/22/2004
Syracuse	4-3	12/15/1972	11/20/2023
Tampa (FL)	2-1	12/20/1948	12/21/1968
Tarleton State	1-0	12/21/2023	12/21/2023
Temple	3-3	12/27/1944	12/13/2008
Tennessee Martin	5-0	11/26/1993	11/9/2021
Tennessee State	6-0	11/23/1990	12/29/2015
Tennessee Tech	28-1	12/11/1939	11/6/2023
Tennessee Wesleyan	12-2	1/5/1927	1/31/1940
Texas	5-4	12/18/1952	3/23/2024
Texas A&M	12-8	12/15/1951	2/24/2024
Texas A&M-Corpus Christi	1-0	12/2/2018	12/2/2018
TCU	0-2	11/30/1991	1/30/2016
Texas-El Paso [UTEP]	0-2	12/28/1962	11/28/2013
Texas Southern	1-0	11/20/2014	11/20/2014
Texas Tech	0-2	12/3/1953	12/7/2021
Towson	2-0	1/6/1992	2/27/1995
Transylvania (KY)	6-1	2/9/1912	2/21/1924
Tulane	12-16	2/1/1924	12/30/1975
Tulsa	2-1	11/11/1948	12/23/1999
Tusculum (TN)	11-2	2/13/1911	1/4/2014
UCLA	0-1	1/30/1977	1/30/1977
Union (KY)	5-1	2/10/1914	12/10/1942
UNLV	0-1	12/29/1982	12/29/1982
Utah	0-2	12/17/1977	12/27/1978
Utah State	2-0	12/29/1949	12/29/1967
Vanderbilt	131-76	2/11/1922	2/17/2024
Vermont	2-0	12/31/1974	12/8/1984
Villanova	1-4	12/29/1950	11/20/2021
Virginia	5-8	2/22/1917	12/30/2013
VCU	5-1	3/15/1981	11/30/2019
VMI	7-4	2/18/1911	11/25/2002
Virginia Tech	2-8	2/15/1911	12/28/1994
Wake Forest	10-2	12/31/1947	12/22/2018
Washington	1-0	11/16/1919	11/16/1919
Washington & Lee (VA)	3-4	2/17/1911	12/3/1954
West Virginia	4-5	12/29/1958	1/26/2019
Western Carolina	7-1	12/17/1987	12/21/2012
Western Kentucky	2-0	12/16/2006	12/15/2008
Wichita State	1-3	12/27/1990	12/14/2013
William & Mary	4-2	12/6/1954	12/5/1960
Winthrop	2-0	11/14/1997	3/16/2006
Wisconsin	3-3	12/28/1981	11/10/2023
Wofford	8-0	12/2/1952	11/14/2023
Wyoming	3-0	12/2/1958	12/15/2009
Xavier	12-5	1/24/1936	11/29/2013
Yale	1-1	12/30/1959	12/30/1961

OUTLOOK

PLAYERS

STAFF

REVIEW

RESULTS

RECORDS

HONORS

POSTSEASON

VOLMANAC

MEDIA INFO



Confirmed 2024-25 Opponents in Bold

RECORD VS. CONFERENCES

America East*	2-0	Big East	32-27	Big 12	31-31
Vermont	2-0	Butler	3-3	Arizona	4-2
<i>*Complete conference not listed</i>		Connecticut [UConn]	2-1	Arizona State	3-0
American [AAC]	54-46	Creighton	2-0	Baylor	0-0
Alabama-Birmingham [UAB]	2-2	DePaul	2-0	Brigham Young	2-0
Charlotte	5-5	Georgetown	1-2	Central Florida [UCF]	1-0
East Carolina	3-0	Marquette	3-5	Cincinnati	2-6
Florida Atlantic	1-1	Providence	1-1	Colorado	4-1
Memphis	15-12	St. John's	3-5	Houston	3-2
North Texas	1-0	Seton Hall	2-1	Iowa State	2-1
Rice	1-3	Villanova	1-4	Kansas	3-5
South Florida	6-0	Xavier	12-5	Kansas State	2-0
Temple	3-3	Big Sky	3-0	Oklahoma State	1-3
Texas-San Antonio [UTSA]	0-0	Eastern Washington	0-0	TCU	0-2
Tulane	12-16	Idaho	0-0	Texas Tech	0-2
Tulsa	2-1	Idaho State	1-0	Utah	0-2
Wichita State	1-3	Montana	0-0	West Virginia	4-5
Montana State	2-0	Montana State	2-0	Coastal Athletic [CAA]	14-5
Atlantic Coast [ACC]	122-101	Northern Arizona	0-0	Campbell	1-0
Boston College	1-2	Northern Colorado	0-0	College of Charleston	1-3
Cal	2-0	Portland State	0-0	Delaware	1-0
Clemson	15-4	Sacramento State	0-0	Drexel	0-0
Duke	8-8	Big South	28-0	Elon	1-0
Florida State	5-4	Charleston Southern	1-0	Hampton	0-0
Georgia Tech	45-28	Gardner-Webb	2-0	Hofstra	0-0
Louisville	7-12	High Point	1-0	Monmouth	0-0
Miami	3-1	Longwood	1-0	North Carolina A&T	2-0
North Carolina	2-11	UNC Asheville	11-0	UNC Wilmington	2-0
NC State	5-7	Presbyterian	4-0	Northeastern	0-0
Notre Dame	0-1	Radford	3-0	Stony Brook	0-0
Pittsburgh	4-2	South Carolina Upstate	3-0	Towson	2-0
SMU	2-0	Winthrop	2-0	William & Mary	4-2
Stanford	2-0	Big Ten	34-44	Conference USA [CUSA]	16-5
Syracuse	4-3	Illinois	3-1	FIU	0-0
Virginia	5-8	Indiana	0-4	Jacksonville State	1-0
Virginia Tech	2-8	Iowa	3-2	Kennesaw State	1-0
Wake Forest	10-2	Maryland	3-2	Liberty	0-0
Atlantic Sun [ASUN]	20-1	Michigan	5-6	Louisiana Tech	3-1
Austin Peay	9-1	Michigan State	2-6	Middle Tennessee State	9-2
Bellarmine	0-0	Minnesota	1-0	New Mexico State	0-0
Central Arkansas	0-0	Nebraska	0-3	Sam Houston State	0-0
Eastern Kentucky	6-0	Northwestern	0-1	Texas-El Paso [UTEP]	0-2
FGCU	1-0	Ohio State	2-4	Western Kentucky	2-0
Jacksonville	0-0	Oregon	1-1	Horizon League	4-3
Lipscomb	4-0	Penn State	1-2	Cleveland State	1-0
North Alabama	0-0	Purdue	2-5	Detroit Mercy	0-1
North Florida	0-0	Rutgers	2-0	Green Bay	0-0
Queens	0-0	Southern California [USC]	5-3	IU Indy	0-0
Stetson	0-0	UCLA	0-1	Milwaukee	1-0
West Georgia	0-0	Washington	1-0	Northern Kentucky	0-0
Atlantic 10 [A10]	29-15	Wisconsin	3-3	Oakland	1-2
Davidson	5-0	Big West	5-1	Purdue Fort Wayne	0-0
Dayton	2-3	UC Davis	0-0	Robert Morris	0-0
Duquesne	1-1	UC Irvine	1-0	Wright State	1-0
Fordham	3-1	UC Riverside	0-0	Youngstown State	0-0
George Mason	1-1	UC San Diego	0-0	Ivy League	6-1
George Washington	1-3	UC Santa Barbara	0-0	Brown	0-0
La Salle	2-0	Cal Poly	0-0	Columbia	1-0
Loyola Chicago	0-1	Cal State Bakersfield	0-0	Cornell	0-0
Massachusetts [UMass]	4-0	Cal State Fullerton	0-0	Dartmouth	1-0
Rhode Island	0-1	Cal State Northridge	1-0	Harvard	1-0
Richmond	3-0	Hawaii	2-1	Penn	1-0
St. Bonaventure	0-0	Long Beach State	1-0	Princeton	1-0
St. Joseph's	2-2			Yale	1-1
Saint Louis	0-1				
VCU	5-1				

RECORD VS. CONFERENCES

Metro Atlantic [MAAC] 7-2

Canisius	0-0
Fairfield	0-0
Iona	2-0
Manhattan	1-0
Marist	0-0
Mount St. Mary's	0-0
Niagara	1-2
Quinnipiac	0-0
Rider	0-0
Saint Peter's	2-0
Siena	1-0

Mid-American [MAC] 11-5

Akron	0-0
Ball State	1-0
Bowling Green	0-1
Buffalo	2-0
Central Michigan	0-0
Eastern Michigan	0-0
Kent State	1-0
Merrimack	0-0
Miami (OH)	4-2
Northern Illinois	0-0
Ohio	3-2
Sacred Heart	0-0
Toledo	0-0
Western Michigan	0-0

Mid-Eastern Athletic [MEAC] 2-0

Coppin State	1-0
Delaware State	0-0
Howard	0-0
Maryland Eastern Shore	0-0
Morgan State	0-0
Norfolk State	1-0
North Carolina Central	0-0
South Carolina State	0-0

Missouri Valley [MVC] 12-5

Belmont	4-0
Bradley	0-1
Drake	1-0
Evansville	0-2
Illinois-Chicago [UIC]	0-0
Illinois State	0-1
Indiana State	0-0
Missouri State	1-1
Murray State	4-0
Northern Iowa	0-0
Southern Illinois	2-0
Valparaiso	0-0

Mountain West 12-3

Air Force	0-0
Boise State	0-0
Colorado State	0-0
Fresno State	0-0
Nevada	0-0
New Mexico	2-2
San Diego State	3-0
San Jose State	2-0
UNLV	0-1
Utah State	2-0
Wyoming	3-0

Northeast [NEC] 3-3

Central Connecticut State	0-0
Chicago State	0-0
Fairleigh Dickinson	0-0
Le Moyne	0-0
LIU	2-3
Mercyhurst	0-0
St. Francis (PA)	1-0
Stonehill	0-0
Wagner	0-0

Ohio Valley [OVC] 43-2

Arkansas-Little Rock	0-1
Eastern Illinois	0-0
Lindenwood	0-0
Morehead State	4-0
Southeast Missouri State	0-0
SIU Edwardsville	0-0
Southern Indiana	0-0
Tennessee Martin	5-0
Tennessee State	6-0
Tennessee Tech	28-1
Western Illinois	0-0

Patriot 14-3

American	2-0
Army West Point	5-0
Boston University	1-0
Bucknell	1-0
Colgate	1-2
Holy Cross	0-1
Lafayette	2-0
Lehigh	0-0
Loyola (MD)	0-0
Navy	2-0

Southeastern [SEC] 889-699

Alabama	73-82
Arkansas	26-22
Auburn	81-45
Florida	81-59
Georgia	99-62
Kentucky	78-161
LSU	68-50
Mississippi [Ole Miss]	79-45
Mississippi State	90-46
Missouri	12-10
Oklahoma	1-0
South Carolina	53-29
Texas	5-4
Texas A&M	12-8
Vanderbilt	131-76

Southern [SoCon] 98-17

Chattanooga	34-6
The Citadel	5-0
East Tennessee State	17-2
Furman	11-0
Mercer	4-4
UNC Greensboro	3-0
Samford	2-0
VMI	7-4
Western Carolina	7-1
Wofford	8-0

Southland* 3-0

Houston Christian	0-0
Incarnate Word	0-0
Lamar	0-0
McNeese State	1-0
Nicholls State	0-0
Northwestern State	0-0
Southeastern Louisiana	1-0
Texas A&M-Commerce	0-0
Texas A&M-Corpus Christi	1-0

*Complete conference not listed

Southwestern Athletic [SWAC] 7-0

Alabama A&M	1-0
Alabama State	2-0
Alcorn State	1-0
Arkansas-Pine Bluff	0-0
Bethune-Cookman	0-0
Florida A&M	1-0
Grambling State	0-0
Jackson State	0-0
Mississippi Valley State	0-0
Prarie View A&M	1-0
Southern	0-0
Texas Southern	1-0

Summit League* 2-0

Denver	2-0
--------	-----

*Complete conference not listed

Sun Belt [SBC] 32-5

Appalachian State	6-0
Arkansas State	0-0
Coastal Carolina	1-0
Georgia Southern	1-0
Georgia State	4-1
James Madison	0-0
Louisiana	10-1
Louisiana-Monroe [ULM]	1-0
Marshall	7-3
Old Dominion	0-0
South Alabama	1-0
Southern Miss	1-0
Texas State	0-0
Troy	0-0

West Coast [WCC] 8-11

Gonzaga	2-4
Loyola Marymount	0-0
Oregon State	1-4
Pacific	0-0
Pepperdine	1-0
Portland	1-1
Saint Mary's	0-0
San Diego	0-0
San Francisco	1-2
Santa Clara	2-0
Washington State	0-0

Western Athletic* [WAC] 1-0

Tarleton State	1-0
----------------	-----

*Complete conference not listed

OUTLOOK

PLAYERS

STAFF

REVIEW

RESULTS

RECORDS

HONORS

POSTSEASON

VOLMANAC

MEDIA INFO



ALL-TIME SERIES RESULTS

ALABAMA 73-82
at Knoxville: 49-24 (2-0 in SEC Tournament)
at Tuscaloosa: 20-45

Neutral: 4-13
NOTE: UT is 2-0 against Alabama in SEC Tournament play at Knoxville (1936, 1937). At that time, the games were considered neutral. They are listed here as home events, in line with current policies.

SEC Tournament: 5-11 (2-0 at Knoxville)
Biggest Win: 36 pts (three times, last 100-64, Jan. 20, 1999 at Knoxville)

Biggest Loss: 35 pts
(49-84, March 11, 2004 at Atlanta)

Longest Winning Streak: 9 games
(Jan. 6, 1968 - Jan. 29, 1972)

Longest Losing Streak: 10 games
(Feb. 24, 1990 - Jan. 17, 1996)

Current Streak: Tennessee 3 games

Date	AP Rank	Result	Site
2/6/14	-	W, 49-13	Knoxville
2/7/14	-	W, 22-21	Knoxville
2/27/22	-	L, 25-29	45-Atlanta
2/21/25	-	L, 14-26	Knoxville
2/2/26	-	L, 21-42	Knoxville
1/24/28	-	L, 22-45	Knoxville
1/28/29	-	W, 30-23	Knoxville
2/7/30	-	L, 14-29	Tuscaloosa
3/3/30	-	L, 22-32	45-Atlanta
2/7/31	-	W, 26-24	Knoxville
2/27/31	-	W, 26-20	45-Atlanta
1/30/32	-	L, 19-24	Tuscaloosa
2/6/32	-	L, 21-25	Knoxville
1/2/33	-	L, 15-49	Tuscaloosa
1/24/33	-	W, 26-23	Knoxville
1/16/34	-	L, 31-44	Tuscaloosa
2/9/34	-	L, 26-54	Knoxville
2/26/34	-	L, 26-29	42-Atlanta
2/4/35	-	L, 29-45	Tuscaloosa
2/9/35	-	L, 28-30	Knoxville
1/18/36	-	W, 39-34	Tuscaloosa
2/10/36	-	W, 28-20	Knoxville
3/2/36	-	W, 29-25	42-Knoxville
1/16/37	-	W, 36-31**	Tuscaloosa
2/8/37	-	W, 26-23	Knoxville
2/27/37	-	W, 42-25	42-Knoxville
1/14/38	-	W, 27-17	Tuscaloosa
2/11/38	-	W, 36-22	Knoxville
1/13/39	-	L, 37-39**	Tuscaloosa
2/10/39	-	L, 37-42**	Knoxville
1/13/40	-	W, 26-23	Tuscaloosa
2/12/40	-	L, 23-26	Knoxville
1/11/41	-	L, 22-27	Tuscaloosa
2/10/41	-	W, 34-23	Knoxville
1/9/42	-	W, 37-15	Tuscaloosa
2/7/42	-	W, 36-29	Knoxville
2/28/42	-	L, 18-21	42-Louisville
1/9/43	-	W, 37-27	Tuscaloosa
2/8/43	-	W, 36-33	Knoxville
1/11/45	-	W, 23-14	Tuscaloosa
2/19/45	-	W, 38-27	Knoxville
3/1/46	-	L, 24-35	42-Louisville
1/10/48	-	W, 47-35	Knoxville
1/6/51	-	L, 55-56	Knoxville
2/11/52	-	L, 75-88	Tuscaloosa
2/29/52	-	W, 61-60	42-Louisville
2/21/53	-	W, 76-67	Knoxville
2/27/54	-	L, 59-70	Tuscaloosa
2/26/55	12	L, 81-88	Knoxville
2/27/56	7	L, 81-95	Tuscaloosa
2/25/57	-	W, 97-89	Knoxville
2/24/58	20	L, 37-70	Tuscaloosa
2/21/59	-	W, 93-68	Knoxville
2/20/60	-	L, 40-42	Tuscaloosa
2/27/61	-	W, 77-62	Knoxville

2/26/62	-	-	L, 70-71	Tuscaloosa
2/23/63	-	-	W, 73-60	Knoxville
2/22/64	-	-	L, 64-67	Tuscaloosa
2/20/65	8	-	L, 58-63	Tuscaloosa
1/29/66	-	-	W, 91-56	Knoxville
1/7/67	6	-	W, 77-52	Knoxville
2/27/67	8	-	L, 52-53	Tuscaloosa
1/6/68	-	-	W, 82-63	Tuscaloosa
2/26/68	-	-	W, 75-56	Knoxville
1/25/69	-	-	W, 70-43	Tuscaloosa
2/22/69	17	-	W, 86-52	Knoxville
1/24/70	-	-	W, 103-67	Knoxville
2/21/70	-	-	W, 77-70	Tuscaloosa
1/23/71	8	-	W, 79-62	Tuscaloosa
2/20/71	13	-	W, 89-77	Knoxville
1/29/72	-	-	W, 79-77	Knoxville
2/26/72	-	-	L, 67-72	Tuscaloosa
1/27/73	9	-	L, 56-72	Tuscaloosa
2/24/73	18	-	W, 72-71	Knoxville
1/7/74	7	-	L, 73-79	Knoxville
2/9/74	8	-	L, 54-73	Tuscaloosa
1/6/75	18	6	L, 78-82	Tuscaloosa
2/8/75	15	7	L, 65-71	Knoxville
1/31/76	9	11	W, 80-74	Knoxville
2/28/76	11	7	L, 90-93**	Tuscaloosa
1/22/77	14	3	W, 102-93	Knoxville
2/19/77	14	4	W, 92-89	Tuscaloosa
1/14/78	-	-	W, 87-78	Knoxville
2/11/78	-	-	L, 89-93	Tuscaloosa
1/6/79	-	-	W, 85-77	Knoxville
2/3/79	13	-	W, 83-77	Tuscaloosa
12/19/79	-	-	W, 79-78***	Knoxville
1/26/80	19	-	L, 59-72	Tuscaloosa
1/31/81	18	-	W, 70-69*	Tuscaloosa
1/31/81	11	-	W, 62-58	Knoxville
1/2/82	12	-	W, 88-67	Knoxville
1/30/82	15	13	L, 72-77*	Tuscaloosa
3/5/82	-	18	L, 50-56	42-Lexington
1/18/83	-	-	W, 73-64	Knoxville
2/14/83	-	-	L, 78-90	Tuscaloosa
1/16/84	-	-	L, 72-82	Tuscaloosa
2/13/84	-	-	L, 66-72	Knoxville
1/19/85	-	-	W, 79-67	Knoxville
2/20/85	-	-	L, 59-80	Tuscaloosa
1/18/86	-	-	L, 79-92	Tuscaloosa
2/19/86	-	-	L, 64-80	Knoxville
1/24/87	-	13	L, 71-82	Knoxville
2/25/87	-	10	L, 71-93	Tuscaloosa
3/6/87	-	9	L, 60-68	42-Atlanta
1/30/88	-	-	L, 69-82	Tuscaloosa
3/2/88	-	-	W, 81-58	Knoxville
1/25/89	-	-	L, 85-87*	Tuscaloosa
2/25/89	-	-	W, 84-69	Knoxville
1/23/90	-	24	W, 78-70	Knoxville
2/24/90	-	-	L, 73-87	Tuscaloosa
1/30/91	-	-	L, 74-83	Knoxville
3/2/91	-	24	L, 88-96	Tuscaloosa
3/10/91	-	24	L, 69-88	42-Nashville
2/8/92	-	18	L, 68-85	Tuscaloosa
2/6/93	-	-	L, 81-85	Knoxville
2/19/94	-	-	L, 70-84	Tuscaloosa
1/28/95	-	-	L, 46-69	Knoxville
3/9/95	-	20	L, 43-55	42-Atlanta
1/17/96	-	-	L, 53-62	Tuscaloosa
3/7/96	-	-	W, 77-65	42-New Orleans
2/8/97	-	-	W, 65-61	Knoxville
1/28/98	-	-	W, 84-70	Tuscaloosa
1/30/99	-	-	W, 100-64	Knoxville
2/26/00	7	-	L, 75-80	Tuscaloosa
1/9/01	4	16	W, 86-69	Knoxville
2/16/02	7	-	L, 82-95	Tuscaloosa
3/8/02	8	-	L, 72-91	42-Atlanta
2/22/03	-	-	L, 71-76	Knoxville
2/14/04	-	-	L, 70-83	Tuscaloosa
3/11/04	-	-	L, 49-84	42-Atlanta
2/9/05	17	-	L, 54-72	Knoxville

2/18/06	8	-	L, 79-92	Tuscaloosa
2/21/07	-	25	W, 69-66*	Knoxville
1/29/08	7	-	W, 93-86	Tuscaloosa
3/8/09	-	-	L, 67-70	Knoxville
3/13/09	-	-	W, 86-62	42-Tampa
1/19/10	8	-	W, 63-56	Tuscaloosa
2/5/11	-	-	L, 60-65*	Knoxville
1/28/12	-	-	L, 50-62	Tuscaloosa
1/12/13	-	-	L, 65-68	Tuscaloosa
1/26/13	-	-	W, 54-53	Knoxville
3/15/13	-	-	L, 48-58	42-Nashville
2/2/14	-	-	W, 76-59	Tuscaloosa
1/10/15	-	-	L, 38-56	Knoxville
1/26/16	-	-	L, 57-63	Tuscaloosa
3/4/17	-	-	W, 59-54	Knoxville
2/10/18	15	-	L, 50-78	Tuscaloosa
1/19/19	3	-	W, 71-68	Knoxville
2/4/20	-	-	W, 69-68	Tuscaloosa
1/2/21	7	-	L, 63-71	Knoxville
3/13/21	6	-	L, 68-73	42-Nashville
12/29/21	14	19	L, 68-73	Tuscaloosa
2/15/23	10	1	W, 68-59	Knoxville
1/20/24	6	-	W, 91-71	Knoxville
3/2/24	4	14	W, 81-74	Tuscaloosa

ALABAMA-BIRMINGHAM [UAB]				2-2
Date	AP Rank	Result	Site	
12/30/83	-	L, 66-84	28-Honolulu	
11/23/84	-	13	L, 65-70	16-Anchorage
12/20/88	19	-	W, 111-99	23-San Diego
3/18/92	-	-	W, 71-68	2-Knoxville

ALABAMA A&M				1-0
Date	AP Rank	Result	Site	
12/27/05	-	-	W, 93-68	Knoxville

ALABAMA STATE				2-0
Date	AP Rank	Result	Site	
12/14/04	-	-	W, 71-45	Knoxville
11/20/19	20	-	W, 76-41	Knoxville

ALASKA-ANCHORAGE				1-1
Date	AP Rank	Result	Site	
12/30/90	-	-	L, 78-86	28-Honolulu
11/23/01	-	-	W, 74-54	16-Anchorage

ALCORN STATE				1-0
Date	AP Rank	Result	Site	
12/4/22	13	-	W, 94-40	Knoxville

AMERICAN				2-0
Date	AP Rank	Result	Site	
12/18/81	-	-	W, 59-58	38-Knoxville
3/21/08	5	-	W, 72-57	1-Birmingham

AMERICAN UNIV. OF PUERTO RICO				2-0
Date	AP Rank	Result	Site	
11/29/91	-	-	W, 105-85	31-San Juan
12/21/99	11	-	W, 102-58	26-Bayamon

APPALACHIAN STATE				6-0
Date	AP Rank	Result	Site	
11/28/86	-	-	W, 93-47	Knoxville
11/28/97	-	-	W, 69-46	Knoxville
11/29/01	-	-	W, 97-66	Knoxville
12/6/05	-	-	W, 89-81	Knoxville
11/15/16	-	-	W, 103-94	Knoxville
12/15/20	10	-	W, 79-38	Knoxville

ARIZONA				4-2
Date	AP Rank	Result	Site	
12/28/56	12	- W, 70-66	Knoxville	
12/8/82	14	- W, 92-73	Knoxville	
12/23/83	-	- W, 61-49	Tucson	
12/13/98	9	18 L, 72-73	39-Albuquerque	
12/22/21	19	6 W, 77-73	Knoxville	
12/17/22	6	9 L, 70-75	Tucson	

ARIZONA STATE				3-0
Date	AP Rank	Result	Site	
1/1/54	-	- W, 69-57	3-Owensboro	
12/15/79	-	- W, 82-79	Knoxville	
12/28/80	-	11 W, 69-53	33-New Orleans	

ARKANSAS 26-22
at Knoxville: 16-4
at Fayetteville: 5-12
Neutral: 5-6
SEC Tournament: 4-3
Biggest Win: 23 pts
(92-63, Feb. 14, 2024 at Fayetteville)
Biggest Loss: 23 pts
(54-77, Feb. 5, 1997 at Fayetteville)
Longest Winning Streak: 4 games
(Feb. 13, 2002 - Feb. 11, 2004)
Longest Losing Streak: 4 games
(Jan. 27, 2015 - Feb. 27, 2016)
Current Streak: Tennessee 3 games

Date	AP Rank	Result	Site
12/31/36	-	- L, 34-42	33-New Orleans
12/30/48	-	- L, 55-58	67-Memphis
12/22/60	-	- L, 76-89	5-Little Rock
12/27/63	-	- W, 77-57	17-Shreveport
2/5/92	-	5 W, 83-81	Knoxville
2/16/93	-	13 W, 101-91	Fayetteville
1/29/94	-	5 L, 64-65	Knoxville
1/7/95	-	3 L, 79-97	Fayetteville
2/21/96	-	- W, 66-59	Knoxville
2/5/97	-	- L, 54-77	Fayetteville
2/14/98	-	12 W, 74-71	Knoxville
3/6/98	-	17 L, 96-102	42-Atlanta
2/2/99	-	23 L, 52-69	Fayetteville
3/1/00	11	- W, 73-66	Knoxville
2/7/01	10	- L, 77-82*	Fayetteville
2/13/02	-	- W, 64-53	Knoxville
3/7/02	-	- W, 68-61	42-Atlanta
2/12/03	-	- W, 70-62	Fayetteville
2/11/04	-	- W, 69-65	Knoxville
2/26/05	-	- L, 68-70	Fayetteville
3/10/05	-	- W, 65-46	42-Atlanta
2/25/06	10	- L, 69-73	Knoxville
2/24/07	-	- W, 83-72	Fayetteville
2/13/08	4	- W, 93-71	Knoxville
3/15/08	4	- L, 91-92	42-Atlanta
2/4/09	-	- W, 74-72	Fayetteville
3/3/10	16	- W, 80-73	Knoxville
1/8/11	-	- L, 65-68	Fayetteville
3/10/11	-	- W, 74-68	42-Atlanta
2/15/12	-	- W, 77-58	Knoxville
2/2/13	-	- L, 60-73	Fayetteville
1/22/14	-	- W, 81-74	Knoxville
1/13/15	-	19 W, 74-69	Knoxville
1/27/15	-	- L, 64-69	Fayetteville
3/13/15	-	21 L, 72-80	42-Nashville
2/6/16	-	- L, 67-85	Fayetteville
2/27/16	-	- L, 65-75	Knoxville
1/3/17	-	- L, 78-82	Knoxville
12/30/17	19	- L, 93-95*	Fayetteville
3/10/18	13	- W, 84-66	42-St. Louis
1/15/19	3	- W, 106-87	Knoxville
2/11/20	-	- W, 82-61	Knoxville
2/26/20	-	- L, 69-86	Fayetteville
1/6/21	9	- W, 79-74	Knoxville
2/19/22	16	23 L, 48-58	Fayetteville
3/5/22	13	14 W, 78-74	Knoxville
2/28/23	12	- W, 75-57	Knoxville
2/14/23	8	- W, 92-63	Fayetteville

ARKANSAS-LITTLE ROCK				0-1
Date	AP Rank	Result	Site	
12/8/93	-	- L, 59-69	Knoxville	

ARKANSAS-MONTICELLO				1-0
Date	AP Rank	Result	Site	
11/14/07	7	- W, 101-44	51-Knoxville	

ARMY WEST POINT				5-0
Date	AP Rank	Result	Site	
12/29/60	-	- W, 88-71	18-Miami	
3/22/69	-	- W, 64-52	2-New York	
12/19/75	11	- W, 99-69	38-Knoxville	
12/28/87	-	- W, 75-52	38-Knoxville	
11/24/15	-	- W, 95-80	Knoxville	

AUBURN 81-45
Home: 51-9 (2-0 in SEC Tournament)
Away: 23-31
Neutral: 7-5
NOTE: UT is 2-0 against Auburn in SEC Tournament play at Knoxville (1936, 1939). At that time, the games were considered neutral. They are listed here as home events, in line with current policies.
SEC Tournament: 9-4 (2-0 at Knoxville)
Biggest Win: 38 pts
(97-59, March 9, 2016 in Nashville)
Biggest Loss: 49 pts
(14-63, Jan. 20, 1928 at Auburn)
Longest Winning Streak: 11 games
(Jan. 24, 1930 - Feb. 3, 1947)
Longest Losing Streak: 4 games
(Jan. 15, 1997 - Jan. 2, 1999)
Current Streak: Tennessee 1 game

Date	AP Rank	Result	Site
2/15/27	-	- W, 24-23	Knoxville
1/20/28	-	- L, 14-63	Auburn
1/24/30	-	- W, 33-18	Knoxville
2/25/34	-	- W, 43-26	42-Atlanta
2/1/35	-	- W, 48-27	Knoxville
2/28/36	-	- W, 43-25	42-Knoxville
3/2/39	-	- W, 49-35	42-Knoxville
1/31/41	-	- W, 51-33	Auburn
1/23/42	-	- W, 43-23	Knoxville
1/29/43	-	- W, 57-23	Knoxville
3/2/45	-	- W, 56-26	42-Louisville
1/11/47	-	- W, 66-30	Auburn
2/3/47	-	- W, 63-27	Knoxville
1/9/51	-	- L, 59-63	Knoxville
2/9/52	-	- L, 55-60	Auburn
1/26/53	-	- W, 72-70	Knoxville
3/1/54	-	- W, 92-86	Auburn
12/18/54	-	- L, 64-73	24-Montgomery
2/28/55	-	- W, 86-77	Knoxville
2/25/56	-	- W, 91-87	Auburn
2/23/57	-	- W, 85-75	Knoxville
2/22/58	20	- L, 66-72	Auburn
2/23/59	-	2 W, 56-55	Knoxville
2/22/60	-	17 L, 63-72	Auburn
2/25/61	-	- L, 38-41	Knoxville
2/24/62	-	- L, 51-60	Auburn
2/25/63	-	9 W, 55-47	Knoxville
2/24/64	-	- W, 68-62	Auburn
2/22/65	8	- W, 69-38	Knoxville
1/17/66	-	- L, 47-51	Auburn
12/16/66	-	- W, 73-49	38-Knoxville
2/25/67	8	- W, 54-45	Auburn
2/24/68	-	- L, 52-53	Knoxville
3/6/68	-	- W, 63-54	Auburn
2/1/69	-	- W, 64-59	Knoxville
3/1/69	17	- L, 60-71	Auburn
1/31/70	-	- L, 55-61	Auburn
2/28/70	-	- L, 64-77	Knoxville
1/30/71	8	- W, 90-68	Knoxville
2/27/71	17	- W, 76-71	Auburn
2/5/72	-	- W, 76-67	Auburn
3/4/72	-	- W, 80-70	Knoxville

2/3/73	-	- W, 82-74	Knoxville
3/5/73	-	- W, 80-72	Auburn
1/5/74	-	- W, 89-77	Auburn
2/4/74	-	- W, 88-80	Knoxville
1/4/75	18	- W, 96-81	Knoxville
2/3/75	18	14 L, 59-62	Auburn
1/19/76	9	- W, 83-78	Knoxville
2/16/76	8	- L, 72-73*	Auburn
1/8/77	-	- W, 87-79	Knoxville
2/5/77	11	- W, 93-83	Auburn
1/4/78	-	- W, 80-76	Knoxville
3/6/78	-	- L, 94-107	Auburn
2/7/79	-	- W, 73-62	Knoxville
2/24/79	-	- W, 60-55	Auburn
3/2/79	-	- W, 75-64	42-Birmingham
12/12/79	-	- W, 61-58	Knoxville
2/23/80	-	- W, 72-63	Auburn
12/3/80	-	- L, 65-75	Auburn
2/28/81	10	- W, 75-63	Knoxville
12/12/81	-	- W, 86-79	Knoxville
2/27/82	19	- L, 54-56	Auburn
1/24/83	-	20 W, 80-77	Auburn
2/22/83	20	- W, 82-74	Knoxville
1/24/84	-	- L, 72-79	Knoxville
2/20/84	-	- W, 57-54	Auburn
3/9/84	-	- L, 58-66	42-Nashville
1/9/85	-	- W, 86-74	Knoxville
2/9/85	-	- L, 60-75	Auburn
1/8/86	-	- L, 45-59	Auburn
2/8/86	-	- W, 80-79	Knoxville
1/14/87	-	10 L, 56-66	Auburn
2/14/87	-	- W, 103-84	Knoxville
1/20/88	-	- W, 75-64	Knoxville
2/20/88	-	- L, 68-73	Auburn
1/4/89	17	- W, 84-73	Auburn
2/4/89	-	- W, 89-72	Knoxville
1/3/90	-	- W, 72-70	Knoxville
2/3/90	-	- L, 83-89	Auburn
1/19/91	-	- L, 63-67	Knoxville
2/19/91	-	- L, 65-74	Auburn
2/15/92	-	- W, 82-74	Knoxville
1/20/93	-	- L, 75-88	Auburn
3/11/93	-	- W, 78-76	42-Lexington
1/22/94	-	- W, 92-85	Knoxville
1/18/95	-	- L, 57-61	Auburn
1/3/96	-	- W, 66-62	Knoxville
1/15/97	-	- L, 35-43	Auburn
3/6/97	-	- L, 54-67	42-Memphis
1/7/98	-	- L, 69-74	Knoxville
1/2/99	-	17 L, 62-90	Auburn
1/25/00	11	7 W, 105-76	Knoxville
1/6/01	6	- W, 96-88**	Auburn
3/8/01	-	- W, 73-66	42-Nashville
1/27/02	-	- W, 82-59	Knoxville
2/1/03	-	- W, 60-57	Auburn
3/14/03	-	- L, 53-66	42-New Orleans
2/28/04	-	- W, 75-69	Knoxville
1/29/05	-	- L, 59-62	Auburn
2/15/06	8	- W, 105-89	Knoxville
1/17/07	22	- L, 80-83	Auburn
2/20/08	2	- W, 89-70	Knoxville
2/7/09	-	- L, 77-78	Auburn
3/14/09	-	- W, 94-85	42-Tampa
1/14/10	9	- W, 81-55	Knoxville
2/3/11	-	- W, 69-56	Auburn
1/28/12	-	- W, 64-49	Knoxville
3/6/13	-	- W, 82-75	Auburn
1/15/14	-	- W, 78-67	Knoxville
3/5/14	-	- W, 82-54	Auburn
1/31/15	-	- W, 71-63	Knoxville
1/2/16	-	- L, 77-83	Auburn
2/9/16	-	- W, 71-45	Knoxville
3/9/16	-	- W, 97-59	42-Nashville
1/31/17	-	- W, 87-77	Auburn
1/2/18	23	- L, 84-94	Knoxville
3/9/19	5	- L, 80-84	Auburn
3/17/19	8	22 L, 64-84	42-Nashville
2/22/20	-	13 L, 66-73	Auburn
3/7/20	-	17 L, 63-85	Knoxville

OUTLOOK

PLAYERS

STAFF

REVIEW

RESULTS

RECORDS

HONORS

POSTSEASON

VOLMANAC

MEDIA INFO



SERIES RESULTS

2/27/21	25	-	L, 72-77	Auburn
2/26/22	17	3	W, 67-62	Knoxville
2/4/23	2	25	W, 46-43	Knoxville
3/4/23	12	-	L, 70-79	Auburn
2/28/24	4	11	W, 92-84	Knoxville

AUSTIN PEAY				9-1
Date	AP Rank	Result	Site	
12/30/40	-	-	W, 31-23	Knoxville
12/11/41	-	-	W, 50-18	Knoxville
11/24/89	-	-	W, 71-69	40-Memphis
12/15/90	-	-	W, 91-87	Knoxville
12/9/95	-	-	W, 80-70	Knoxville
11/23/97	-	-	W, 74-65	Knoxville
11/27/00	7	-	W, 98-65	Knoxville
11/13/09	10	-	W, 83-54	Knoxville
12/10/11	-	-	L, 70-74	Knoxville
12/21/22	8	-	W, 86-44	Knoxville

BALL STATE				1-0
Date	AP Rank	Result	Site	
12/19/86	-	-	W, 78-52	38-Knoxville

BALTIMORE				0-1
Date	AP Rank	Result	Site	
1/28/37	-	-	L, 33-37	Baltimore

BELMONT				4-0
Date	AP Rank	Result	Site	
12/20/04	-	-	W, 77-68	Knoxville
12/20/08	16	-	W, 79-77	Knoxville
11/16/10	24	-	W, 85-76	25-Knoxville
12/23/10	19	-	W, 66-65	Knoxville

BOSTON COLLEGE				1-2
Date	AP Rank	Result	Site	
12/30/66	-	-	L, 61-68	33-New Orleans
12/30/71	20	-	W, 61-60	27-Philadelphia
12/30/78	-	-	L, 72-74	28-Honolulu

BOSTON UNIVERSITY				1-0
Date	AP Rank	Result	Site	
12/19/55	-	-	W, 80-77	9-Charlotte

BOWLING GREEN				0-1
Date	AP Rank	Result	Site	
3/14/75	-	-	L, 58-67	41-Louisville

BRADLEY				0-1
Date	AP Rank	Result	Site	
12/29/66	-	-	L, 53-60	33-New Orleans

BYU				2-0
Date	AP Rank	Result	Site	
12/28/57	-	-	W, 83-68	Knoxville
12/20/80	-	18	W, 81-65	38-Knoxville

BUCKNELL				1-0
Date	AP Rank	Result	Site	
12/19/57	-	-	W, 89-71	9-Charlotte

BUFFALO				2-0
Date	AP Rank	Result	Site	
12/19/64	-	-	W, 79-54	Knoxville
11/30/68	20	-	W, 87-62	Knoxville

BUTLER				3-3
Date	AP Rank	Result	Site	
12/20/58	5	-	L, 66-81	Indianapolis
11/22/06	22	-	L, 44-56	25-New York City
3/23/08	5	11	W, 76-71*	1-Birmingham
12/14/14	-	15	W, 67-55	Knoxville
12/12/15	-	18	L, 86-94	Indianapolis
11/23/22	22	-	W, 71-45	58-Paradise Island

CAL				2-0
Date	AP Rank	Result	Site	
12/19/81	-	-	W, 80-48	38-Knoxville
12/3/83	-	-	W, 62-47	Knoxville
UC IRVINE				1-0
Date	AP Rank	Result	Site	
12/1/72	-	-	W, 89-53	Knoxville

CAL STATE NORTHRIDGE				1-0
Date	AP Rank	Result	Site	
11/17/98	18	-	W, 83-64	Knoxville

CAMPBELL				1-0
Date	AP Rank	Result	Site	
12/23/04	-	-	W, 90-49	Knoxville

CARSON-NEWMAN (TN)				9-4
Date	AP Rank	Result	Site	
1/28/09	-	-	L, 21-29	Jefferson City
12/12/13	-	-	W, 58-13	Knoxville
1/12/15	-	-	W, 83-19	Knoxville
2/11/21	-	-	W, 39-16	Knoxville
1/10/22	-	-	W, 28-12	Knoxville
2/20/22	-	-	W, 29-14	Jefferson City
1/18/26	-	-	L, 25-34	Knoxville
1/27/27	-	-	L, 30-33	Knoxville
2/3/27	-	-	L, 21-25	Jefferson City
12/19/29	-	-	W, 35-15	Knoxville
12/14/30	-	-	W, 24-20	Knoxville
12/19/31	-	-	W, 30-21	Knoxville
12/12/36	-	-	W, 37-18	Knoxville

CENTENARY (LA)				4-0
Date	AP Rank	Result	Site	
2/12/23	-	-	W, 21-12	Knoxville
12/28/63	-	-	W, 70-63	17-Shreveport
12/18/65	-	-	W, 49-43	17-Shreveport
12/9/69	9	-	W, 66-62	Knoxville

CENTRAL FLORIDA [UCF]				1-0
Date	AP Rank	Result	Site	
12/29/86	-	-	W, 81-62	10-Orlando

CENTRE (KY)				10-5
Date	AP Rank	Result	Site	
(AS CENTRAL UNIVERSITY)				
12/16/09	-	-	W, 33-31	Knoxville
2/18/10	-	-	L, 8-62	Danville
2/6/12	-	-	L, 27-28	Danville
2/18/13	-	-	W, 35-34	Danville
2/16/15	-	-	W, 39-20	Danville
(AS CENTRE COLLEGE)				

CHAMINADE (HI)				2-0
Date	AP Rank	Result	Site	
11/23/11	-	-	W, 86-60	49-Maui
11/23/16	-	-	W, 95-81	49-Maui
CHARLESTON SOUTHERN				1-0
Date	AP Rank	Result	Site	
12/17/02	-	-	W, 63-49	Knoxville

CHARLOTTE				5-5
Date	AP Rank	Result	Site	
12/4/76	15	-	W, 69-67	Knoxville
12/18/84	-	-	W, 86-76	Knoxville
12/20/86	-	-	W, 86-69	38-Knoxville
2/24/92	-	-	L, 65-72	Charlotte
1/18/93	-	-	W, 80-70	Knoxville

11/29/95	-	-	L, 76-79	Knoxville
12/28/96	-	-	L, 51-72	Charlotte
3/16/01	-	-	L, 63-70	1-Dayton
1/6/10	16	-	W, 88-71	Knoxville
12/17/10	7	-	L, 48-49	Charlotte

CHATTANOOGA			34-6	Site
Date	AP Rank	Result		
(AS UNIVERSITY OF CHATTANOOGA)				
1/24/13	-	-	W, 27-18	Chattanooga
2/5/13	-	-	W, 24-23	Chattanooga
2/18/14	-	-	W, 32-7	Knoxville
2/28/14	-	-	W, 34-18	Chattanooga
1/14/16	-	-	W, 39-22	Chattanooga
1/29/16	-	-	W, 31-22	Knoxville
2/20/19	-	-	L, 22-27	Chattanooga
2/15/21	-	-	L, 18-19	Chattanooga
1/18/22	-	-	L, 18-19	Knoxville
1/31/25	-	-	L, 14-25	Chattanooga
1/12/26	-	-	W, 37-23	Knoxville
1/20/33	-	-	W, 43-30	Knoxville
2/6/34	-	-	W, 43-28	Knoxville
1/7/36	-	-	W, 45-22	Knoxville
2/1/36	-	-	W, 44-16	Chattanooga
1/12/37	-	-	W, 35-15	Knoxville
2/19/37	-	-	W, 28-20	Chattanooga
1/25/38	-	-	W, 38-18	Knoxville
2/7/38	-	-	W, 37-31	Chattanooga
1/27/41	-	-	W, 53-18	Knoxville
2/9/42	-	-	W, 45-12	Knoxville
1/31/48	-	-	W, 79-64	Chattanooga
2/19/49	-	-	W, 94-75	Chattanooga
12/10/49	-	-	W, 65-50	Knoxville
12/9/50	-	-	W, 61-54	Knoxville
12/10/52	-	-	W, 63-54	Knoxville
12/1/60	-	-	W, 81-51	Knoxville
(AS UNIV. OF TENNESSEE AT CHATTANOOGA)				
12/1/82	14	-	W, 55-49	Chattanooga
3/19/84	-	-	W, 68-66	2-Knoxville
12/3/88	20	-	W, 91-76	Knoxville
12/2/90	-	-	W, 92-69	Knoxville
11/24/98	25	-	W, 85-74	Knoxville
11/17/00	9	-	W, 88-66	Knoxville
12/5/04	-	-	L, 68-69	Knoxville
12/5/07	10	-	W, 76-70	Chattanooga
11/15/08	14	-	W, 114-75	Knoxville
11/12/10	23	-	W, 82-62	Knoxville
1/12/12	-	-	W, 76-63	Knoxville
11/11/16	-	-	L, 69-82	Knoxville
11/25/19	17	-	W, 58-46	Knoxville

CINCINNATI				2-6
Date	AP Rank	Result	Site	
12/22/52	-	-	L, 74-78	Cincinnati
12/12/53	-	-	L, 69-87	Knoxville
12/7/55	-	-	L, 82-109	Cincinnati
12/10/56	-	-	W, 76-68	Knoxville
1/8/92	-	-	L, 51-62	Knoxville
1/4/93	-	16	L, 58-79	Cincinnati
12/18/19	21	-	L, 66-78	Cincinnati
12/12/20	12	-	W, 65-56	Knoxville

THE CITADEL				5-0
Date	AP Rank	Result	Site	
2/23/49	-	-	W, 64-42	Knoxville
12/17/62	-	-	W, 73-56	Knoxville
12/17/03	-	-	W, 99-49	Knoxville
12/29/11	-	-	W, 86-55	Knoxville
11/18/13	-	-	W, 86-60	Knoxville

CLEMSON				15-4
Date	AP Rank	Result	Site	
2/16/24	-	-	W, 18-12	Knoxville
1/13/27	-	-	W, 17-4	Clemson
1/3/29	-	-	W, 36-29	Knoxville
1/6/30	-	-	W, 35-26	Knoxville
1/5/31	-	-	W, 40-23	Knoxville
1/17/31	-	-	L, 31-38	Clemson
1/4/32	-	-	W, 25-18	Knoxville

1/9/34	-	-	W, 30-27	Knoxville
1/7/35	-	-	L, 33-40	Knoxville
12/17/36	-	-	W, 33-23	Knoxville
12/17/37	-	-	L, 15-28	Clemson
12/10/38	-	-	W, 29-16	Knoxville
12/17/51	-	-	W, 61-52	Knoxville
12/8/53	-	-	W, 82-56	Knoxville
1/3/55	-	-	W, 94-55	Knoxville
12/20/55	-	-	L, 86-89	9-Charlotte
12/7/59	-	-	W, 80-62	Knoxville
12/17/66	-	-	W, 52-44	38-Knoxville
12/20/75	11	-	W, 77-66	38-Knoxville

CLEVELAND STATE				1-0
Date	AP Rank	Result	Site	
12/14/81	-	-	W, 74-58	Knoxville

COASTAL CAROLINA				1-0
Date	AP Rank	Result	Site	
1/2/05	-	-	W, 83-51	Knoxville

COLGATE				1-2
Date	AP Rank	Result	Site	
12/21/55	-	-	L, 83-87	9-Charlotte
12/17/60	-	-	L, 73-76	32-Pittsburgh
3/22/19	6	-	W, 77-70	1-Columbus

COLLEGE OF CHARLESTON				1-3
Date	AP Rank	Result	Site	
3/13/96	-	-	L, 49-55	Knoxville
11/27/09	9	-	W, 86-69	Knoxville
12/31/10	-	-	L, 78-91	Knoxville
12/14/11	-	-	L, 65-71	Charleston

COLORADO				4-1
Date	AP Rank	Result	Site	
12/13/80	-	-	W, 87-69	Knoxville
12/8/81	-	-	W, 64-63	Boulder
12/8/20	12	-	W, 56-47	Knoxville
12/4/21	13	-	W, 69-54	Boulder
11/13/22	11	-	L, 66-78	70-Nashville

COLUMBIA				1-0
Date	AP Rank	Result	Site	
12/20/74	-	-	W, 108-73	6-St. Petersburg

CONCORD STATE				1-0
Date	AP Rank	Result	Site	
1/29/27	-	-	W, 36-25	Knoxville

CONNECTICUT [UCONN]				2-1
Date	AP Rank	Result	Site	
3/19/00	11	20	W, 65-51	1-Birmingham
1/22/11	-	8	L, 61-72	Hartford
1/21/12	-	-	W, 60-57	Knoxville

COPPIN STATE				1-0
Date	AP Rank	Result	Site	
11/19/06	24	-	W, 99-65	Knoxville

CREIGHTON				2-0
Date	AP Rank	Result	Site	
1/9/37	-	-	W, 34-28	Knoxville
3/29/24	6	11	W, 82-75	1-Detroit

CUMBERLANDS (KY)				6-0
Date	AP Rank	Result	Site	
<i>(AS CUMBERLAND COLLEGE)</i>				
2/9/14	-	-	W, 32-22	Williamsburg
1/9/15	-	-	W, 62-29	Williamsburg
1/22/16	-	-	W, 54-25	Knoxville
2/22/16	-	-	W, 63-33	Williamsburg
1/29/21	-	-	W, 48-13	Knoxville
2/4/26	-	-	W, 32-13	Knoxville

DARTMOUTH				1-0
Date	AP Rank	Result	Site	
12/16/77	-	-	W, 77-58	38-Knoxville

DAVIDSON				5-0
Date	AP Rank	Result	Site	
1/10/53	-	-	W, 84-56	Knoxville
2/9/53	-	-	W, 83-73	Davidson
12/3/55	-	-	W, 77-64	Knoxville
12/18/58	5	-	W, 67-52	Knoxville
12/3/59	-	-	W, 102-68	Knoxville

DAYTON				2-3
Date	AP Rank	Result	Site	
12/16/49	-	-	L, 38-57	Knoxville
12/21/50	-	-	L, 61-76	Dayton
3/17/67	8	-	L, 52-53	1-Evanston
2/15/92	-	-	W, 68-67	Knoxville
12/22/92	-	-	W, 77-61	Dayton

DELAWARE				1-0
Date	AP Rank	Result	Site	
3/12/99	20	-	W, 62-52	1-Charlotte

DENVER				2-0
Date	AP Rank	Result	Site	
1/2/54	-	-	W, 66-50	3-Owensboro
12/29/62	-	-	W, 59-58	34-El Paso

DEPAUL				2-0
Date	AP Rank	Result	Site	
12/14/73	-	-	W, 96-61	38-Knoxville
11/22/09	10	-	W, 57-53	56-St. Thomas

DETROIT MERCY				0-1
Date	AP Rank	Result	Site	
<i>(AS UNIVERSITY OF DETROIT)</i>				
2/4/31	-	-	L, 30-31	Knoxville

DRAKE				1-0
Date	AP Rank	Result	Site	
12/30/49	-	-	W, 64-57	11-Des Moines

DUKE				8-8
Date	AP Rank	Result	Site	
<i>(AS TRINITY COLLEGE)</i>				
2/20/11	-	-	L, 25-48	Durham
<i>(AS DUKE UNIVERSITY)</i>				
2/11/31	-	-	W, 36-25	Knoxville
2/8/32	-	-	W, 32-31	Knoxville
1/5/42	-	-	L, 35-37	Durham
12/19/42	-	-	W, 51-33	Knoxville
1/4/47	-	-	W, 53-47	Knoxville
1/3/48	-	-	W, 62-58	Durham
12/13/52	-	-	L, 82-89	Knoxville
12/5/53	-	-	L, 61-101	Durham
1/25/64	-	8	L, 65-67**	70-Greensboro
3/22/71	17	-	L, 64-78	2-New York City
12/3/75	8	-	W, 86-80	Durham
12/7/76	15	-	L, 78-81	Knoxville
12/29/80	-	-	W, 90-69	33-New Orleans
11/21/11	-	6	L, 67-77	49-Maui
3/18/23	20	12	W, 65-52	1-Orlando

DUQUESNE				1-1
Date	AP Rank	Result	Site	
12/21/37	-	-	W, 31-27	Pittsburgh
12/16/60	-	-	L, 64-79	32-Pittsburgh

EAST CAROLINA				3-0
Date	AP Rank	Result	Site	
12/5/78	-	-	W, 89-71	Knoxville
12/18/91	-	-	W, 93-58	Knoxville
11/20/09	10	-	W, 105-66	56-St. Thomas

EAST TENNESSEE STATE				17-2
Date	AP Rank	Result	Site	
<i>(AS EAST TENNESSEE STATE COLLEGE)</i>				
12/19/45	-	-	W, 44-24	Johnson City
12/18/46	-	-	W, 53-23	Johnson City
1/2/52	-	-	W, 59-52	Johnson City
12/1/60	-	-	W, 71-68	Knoxville
12/1/61	-	-	W, 61-52	Knoxville

<i>(AS EAST TENNESSEE STATE UNIVERSITY)</i>				
12/9/63	-	-	W, 48-47	Johnson City
11/28/89	-	-	L, 70-83	Knoxville
11/25/91	-	-	L, 79-87	Knoxville
12/4/94	-	-	W, 81-74	Knoxville
12/31/96	-	-	W, 54-40	Knoxville
11/19/00	9	-	W, 102-76	Knoxville
11/18/05	-	-	W, 106-83	Knoxville
12/30/06	21	-	W, 93-88	Knoxville
12/2/09	11	-	W, 78-66	Knoxville
12/23/11	-	-	W, 66-63	Knoxville
12/31/14	-	-	W, 71-61	Knoxville
12/22/15	-	-	W, 76-67	Knoxville
12/22/16	-	-	W, 72-68	Johnson City
11/14/21	18	-	W, 94-62	Knoxville

EASTERN KENTUCKY				6-0
Date	AP Rank	Result	Site	
2/10/12	-	-	W, 44-13	Richmond
3/9/79	20	-	W, 97-81	1-Murfreesboro
12/20/84	-	-	W, 98-74	Knoxville
11/25/05	-	-	W, 92-58	Knoxville
11/28/18	6	-	W, 95-67	Knoxville
12/7/22	7	-	W, 84-49	Knoxville

ELON				1-0
Date	AP Rank	Result	Site	
11/22/99	19	-	W, 95-56	Knoxville

EMORY & HENRY (VA)				11-0
Date	AP Rank	Result	Site	
2/14/11	-	-	W, 38-34	Bristol
2/19/16	-	-	W, 27-19	Knoxville
2/14/22	-	-	W, 38-11	Knoxville
2/16/23	-	-	W, 32-11	Knoxville
1/20/34	-	-	W, 32-31	Knoxville
1/19/35	-	-	W, 32-29	Knoxville
1/4/36	-	-	W, 31-29	Knoxville
1/5/37	-	-	W, 35-27	Knoxville
1/8/38	-	-	W, 26-20	Knoxville
1/3/39	-	-	W, 52-25	Knoxville
12/20/40	-	-	W, 51-27	Knoxville

EVANSVILLE				0-2
Date	AP Rank	Result	Site	
12/30/53	-	-	L, 71-107	3-Owensboro
12/22/62	-	-	L, 51-68	Evansville

FLORIDA				81-59
<i>at Knoxville: 51-18 (1-1 in SEC Tournament)</i>				
<i>at Gainesville: 26-37</i>				
Neutral: 4-4				

NOTE: UT is 1-1 against Florida in SEC Tournament play at Knoxville (1940, 1989). At that time, the games were considered neutral. They are listed here as home events, in line with current policies.

SEC Tournament: 5-4 (1-1 at Knoxville)

Biggest Win: 43 pts
(116-73, Jan. 11, 1979 at Knoxville)

Biggest Loss: 38 pts
(57-95, Jan. 10, 2004 at Gainesville)

Longest Winning Streak: 9 games
(Jan. 17, 1972 - Jan. 17, 1976 and March 4, 1978 - Feb. 10, 1982)

Longest Losing Streak: 14 games
(Feb. 16, 1991 - Jan. 3, 1998)

Current Streak: Tennessee 1 game

Date	AP Rank	Result	Site
1/7/27	-	- W, 22-19	Knoxville
2/28/31	-	- L, 29-33	1-Atlanta
2/16/38	-	- W, 41-28	Knoxville
2/23/40	-	- L, 38-41	Gainesville
2/29/40	-	- W, 42-32	42-Knoxville
3/1/41	-	- W, 47-26	42-Louisville
12/17/48	-	- W, 58-52	Gainesville
2/3/50	-	- W, 65-56	Knoxville
12/16/50	-	- W, 60-54	Knoxville

OUTLOOK

PLAYERS

STAFF

REVIEW

RESULTS

RECORDS

HONORS

POSTSEASON

VOLMANAC

MEDIA INFO



SERIES RESULTS

12/19/51	-	-	L, 47-58	Gainesville
2/23/53	-	-	W, 82-73	Knoxville
2/6/54	-	-	W, 62-58	Gainesville
2/5/55	-	-	W, 102-75	Knoxville
2/4/56	-	-	L, 64-68	Gainesville
2/4/57	-	-	W, 97-79	Knoxville
2/3/58	-	-	W, 100-91	Gainesville
2/2/59	-	-	W, 100-70	Knoxville
2/1/60	-	-	W, 84-68	Gainesville
2/6/61	-	-	W, 83-68	Knoxville
2/5/62	-	-	L, 83-92	Gainesville
2/4/63	-	-	L, 73-84	Knoxville
2/3/64	-	-	W, 59-58	Gainesville
2/1/65	-	-	W, 75-43	Knoxville
3/1/65	-	-	L, 56-58	Gainesville
2/5/66	-	-	W, 76-47	Knoxville
2/21/66	-	-	L, 63-67	Gainesville
1/16/67	-	10	W, 66-53	Gainesville
1/21/67	-	8	W, 56-42	Knoxville
1/15/68	5	-	W, 67-52	Knoxville
1/20/68	4	-	L, 46-59	Gainesville
1/13/69	-	-	W, 64-63	Knoxville
2/17/69	-	-	L, 63-65	Gainesville
1/12/70	12	-	L, 56-57*	Gainesville
2/16/70	-	-	W, 72-61	Knoxville
1/11/71	17	-	W, 85-75	Knoxville
2/15/71	14	-	L, 55-56	Gainesville
1/17/72	-	-	W, 61-50	Gainesville
2/21/72	20	-	W, 55-52	Knoxville
1/15/73	-	-	W, 75-56	Knoxville
2/19/73	-	-	W, 87-83	Gainesville
1/19/74	-	-	W, 75-72	Gainesville
2/18/74	-	-	W, 85-57	Knoxville
1/18/75	18	-	W, 59-56	Knoxville
2/17/75	-	-	W, 85-84	Gainesville
1/17/76	9	-	W, 93-84	Knoxville
2/14/76	8	-	L, 69-72	Gainesville
1/10/77	-	-	W, 92-82	Knoxville
2/7/77	11	-	L, 76-80	Gainesville
1/2/78	-	-	L, 79-92	Knoxville
3/4/78	-	-	W, 91-90	Gainesville
1/11/79	-	-	W, 116-73	Knoxville
2/22/79	-	-	W, 87-73	Gainesville
1/9/80	-	-	W, 69-58	Gainesville
2/6/80	-	-	W, 100-76	Knoxville
1/14/81	11	-	W, 78-64	Knoxville
2/11/81	9	-	W, 53-52	Gainesville
1/13/82	-	-	W, 69-66	Gainesville
2/10/82	-	-	W, 90-75	Knoxville
1/22/83	-	-	L, 74-78	Gainesville
2/19/83	-	-	W, 78-53	Knoxville
3/10/83	-	-	W, 78-62	42-Birmingham
1/21/84	-	-	W, 70-65	Knoxville
2/18/84	-	-	W, 75-74**	Gainesville
3/8/84	-	-	W, 80-74*	42-Nashville
1/2/85	-	-	L, 70-84	Gainesville
2/2/85	-	-	L, 86-93	Knoxville
1/2/86	-	-	L, 75-77*	Knoxville
2/1/86	-	-	L, 61-69	Gainesville
1/17/87	-	-	L, 90-97	Gainesville
2/18/87	-	18	W, 81-71	Knoxville
1/23/88	-	-	L, 56-76	Knoxville
2/24/88	-	-	W, 65-63	Gainesville
3/11/88	-	-	L, 60-67	42-Baton Rouge
1/18/89	18	-	W, 83-76	Knoxville
2/18/89	-	-	L, 81-99	Gainesville
3/11/89	-	-	L, 71-76	42-Knoxville
1/17/90	-	-	W, 80-75	Gainesville
2/17/90	-	-	W, 75-57	Knoxville
1/16/91	-	-	W, 70-67	Gainesville
2/16/91	-	-	L, 68-73	Knoxville
1/18/92	-	-	L, 65-71	Gainesville
2/26/92	-	-	L, 68-72	Knoxville
1/24/93	-	-	L, 68-80	Knoxville
2/27/93	-	-	L, 70-84	Gainesville
1/8/94	-	-	L, 71-86	Knoxville
3/5/94	-	19	L, 71-82	Gainesville
1/22/95	-	24	L, 47-62	Knoxville
2/15/95	-	-	L, 48-70	Gainesville

2/7/96	-	-	L, 51-63	Gainesville
3/2/96	-	-	L, 71-73	Knoxville
1/25/97	-	-	L, 50-56	Knoxville
2/19/97	-	-	L, 54-76	Gainesville
1/3/98	-	-	L, 69-83	Gainesville
2/25/98	-	-	W, 79-75	Knoxville
1/23/99	-	-	L, 72-93	Gainesville
2/10/99	-	23	W, 91-56	Knoxville
1/8/00	16	9	W, 81-79**	Gainesville
2/12/00	8	12	W, 76-73*	Knoxville
1/30/01	8	13	L, 67-81	Gainesville
2/18/01	15	11	L, 82-88	Knoxville
1/9/02	-	3	L, 100-104*	Knoxville
2/26/02	-	8	L, 62-68	Gainesville
1/15/03	-	6	L, 64-77	Gainesville
2/15/03	-	4	W, 66-59	Knoxville
1/10/04	-	14	L, 57-95	Gainesville
1/31/04	-	22	W, 65-63	Knoxville
1/19/05	-	-	W, 83-76*	Gainesville
2/12/05	-	-	L, 73-84	Knoxville
1/21/06	-	2	W, 80-76	Knoxville
2/22/06	10	12	W, 76-72	Gainesville
2/3/07	-	1	L, 78-94	Gainesville
2/27/07	-	5	W, 86-76	Knoxville
2/5/08	7	-	W, 104-82	Knoxville
3/5/08	4	-	W, 89-86	Gainesville
1/31/09	-	-	W, 79-63	Knoxville
3/1/09	-	-	W, 79-75	Gainesville
1/31/10	14	-	W, 61-60	Knoxville
2/23/10	19	-	L, 62-75	Gainesville
1/11/11	-	-	L, 75-81*	Knoxville
2/12/11	-	17	L, 60-61	Gainesville
3/11/11	-	12	L, 74-85	42-Atlanta
1/7/12	-	13	W, 67-56	Knoxville
2/11/12	-	8	W, 75-70	Gainesville
2/26/13	-	8	W, 64-58	Knoxville
1/25/14	-	6	L, 41-67	Gainesville
2/11/14	-	3	L, 58-67	Knoxville
3/15/14	-	1	L, 49-56	42-Atlanta
2/28/15	-	-	L, 49-66	Gainesville
1/6/16	-	-	W, 83-69	Knoxville
1/7/17	-	24	L, 70-83	Gainesville
2/21/18	19	-	W, 62-57	Knoxville
1/12/19	3	-	W, 78-67	Gainesville
2/9/19	1	-	W, 73-61	Knoxville
2/29/20	-	-	W, 63-58	Knoxville
1/19/21	6	-	L, 49-75	Gainesville
3/7/21	-	-	W, 65-54	Knoxville
3/12/21	-	-	W, 78-66	42-Nashville
1/26/22	18	-	W, 78-71	Knoxville
2/1/23	2	-	L, 54-67	Gainesville
1/16/24	6	-	W, 85-66	Knoxville

FLORIDA A&M				1-0
Date	AP Rank	Result	Site	
12/4/19	21	-	W, 72-43	Knoxville

FLORIDA ATLANTIC				1-1
Date	AP Rank	Result	Site	
12/16/15	-	-	W, 81-62	Knoxville
3/23/23	20	25	L, 55-62	1-New York City

FGCU				1-0
Date	AP Rank	Result	Site	
11/16/22	22	-	W, 81-50	Knoxville

FLORIDA STATE				5-4
Date	AP Rank	Result	Site	
12/9/57	-	-	W, 74-57	Knoxville
1/4/61	-	-	W, 70-68	Knoxville
12/16/61	-	-	L, 62-69	Knoxville
1/2/63	-	-	W, 66-65	Knoxville
12/22/64	-	-	W, 65-43	Memphis
12/30/86	-	-	L, 90-91*	10-Orlando
12/19/87	-	-	W, 81-78*	Knoxville
1/15/89	17	14	L, 90-101	Tallahassee
11/29/19	17	-	L, 57-60	63-Niceville

FORDHAM				3-1
Date	AP Rank	Result	Site	
12/29/78	-	-	W, 83-58	28-Honolulu
12/14/79	-	-	W, 88-63	38-Knoxville
12/29/89	-	-	L, 85-93	Knoxville
11/13/06	24	-	W, 78-71	25-Nashville

FURMAN				11-0
Date	AP Rank	Result	Site	
12/1/56	-	-	W, 114-106	Greenville
12/2/57	-	-	W, 84-61	Knoxville
1/5/66	-	-	W, 82-63	Knoxville
1/3/67	-	-	W, 87-49	Knoxville
3/6/80	-	-	W, 80-69	1-Greensboro
12/20/85	-	-	W, 79-45	38-Knoxville
12/23/87	-	-	W, 84-66	Knoxville
12/30/91	-	-	W, 92-74	Knoxville
12/29/92	-	-	W, 90-77	Knoxville
12/30/94	-	-	W, 68-51	Knoxville
12/20/17	21	-	W, 66-61	Knoxville

GARDNER-WEBB				2-0
Date	AP Rank	Result	Site	
11/22/02	-	-	W, 71-69	Knoxville
11/22/15	-	-	W, 89-64	Knoxville

GEORGETOWN (KY)				5-3
Date	AP Rank	Result	Site	
2/8/11	-	-	L, 17-46	Georgetown
2/27/19	-	-	L, 33-34	Lexington
2/4/20	-	-	W, 54-14	Georgetown
1/30/23	-	-	W, 30-20	Knoxville
2/9/23	-	-	W, 34-16	Georgetown
2/17/25	-	-	W, 20-12	Georgetown
1/27/28	-	-	L, 18-52	Georgetown
2/4/29	-	-	W, 39-32	Knoxville

GEORGETOWN				1-2
Date	AP Rank	Result	Site	
3/18/03	-	-	L, 60-70	2-Knoxville
11/28/08	12	21	W, 90-78	54-Orlando
11/30/12	-	20	L, 36-37	Washington, D.C.

GEORGE MASON				1-1
Date	AP Rank	Result	Site	
3/17/04	-	-	L, 55-58	2-Fairfax
12/5/23	17	-	W, 87-66	Knoxville

GEORGE WASHINGTON				1-3
Date	AP Rank	Result	Site	
2/24/17	-	-	L, 19-28	Washington
12/20/37	-	-	L, 24-47	Washington DC
12/28/00	6	-	W, 92-81	28-Honolulu
11/27/15	-	-	L, 70-73	61-New York City

GEORGIA				99-62
at Knoxville: 60-16 (1-0 in SEC Tournament)				
at Athens: 35-40				
Neutral: 4-6				

NOTE: UT is 1-0 against Georgia in SEC Tournament play at Knoxville (1937). At that time, the game was considered neutral. It is listed here as a home event, in line with current policies.

SEC Tournament: 5-4 (1-0 at Knoxville)

Biggest Win: 46 pts

(96-50, Jan. 5, 2019 at Knoxville)

Biggest Loss: 30 pts

(22-52, Jan. 17, 1913 at Knoxville)

Longest Winning Streak: 15 games

(Feb. 28, 1941 - Jan. 28, 1952)

Longest Losing Streak: 6 games

(Feb. 27, 1923 - Feb. 19, 1931)

Current Streak: Tennessee 4 games

Date	AP Rank	Result	Site	
1/17/13	-	-	L, 22-52	Knoxville
2/6/13	-	-	L, 13-38	Athens
2/2/23	-	-	W, 30-26	Knoxville

SERIES RESULTS

2/27/23	-	-	L, 19-23	44-Atlanta
2/26/26	-	-	L, 25-48	45-Atlanta
1/12/27	-	-	L, 28-29	Athens
2/12/29	-	-	L, 21-45	Athens
1/16/31	-	-	L, 19-22	Athens
2/19/31	-	-	L, 18-31	Knoxville
1/9/32	-	-	W, 24-17	Knoxville
1/23/32	-	-	L, 19-38	Athens
1/11/36	-	-	W, 56-44	Knoxville
1/31/36	-	-	L, 24-30	Athens
2/26/37	-	-	W, 35-11	42-Knoxville
2/25/39	-	-	W, 35-29	Knoxville
2/24/40	-	-	W, 48-41	Athens
1/25/41	-	-	W, 46-23	Knoxville
2/1/41	-	-	L, 36-47	Athens
2/28/41	-	-	W, 41-39	42-Louisville
2/26/42	-	-	W, 62-50	42-Louisville
1/30/45	-	-	W, 42-26	Knoxville
2/12/45	-	-	W, 48-38	Athens
1/27/46	-	-	W, 46-33	Athens
2/11/46	-	-	W, 53-28	Knoxville
1/27/47	-	-	W, 48-33	Athens
2/8/47	-	-	W, 62-33	Knoxville
2/27/47	-	-	W, 58-45	42-Louisville
1/26/48	-	-	W, 70-64	Athens
2/7/48	-	-	W, 69-60	Knoxville
1/24/49	-	-	W, 61-59	Athens
2/4/49	-	-	W, 77-51	Knoxville
2/24/51	-	-	W, 74-62	Knoxville
1/28/52	-	-	W, 68-62	Athens
2/25/53	-	-	L, 86-87	Knoxville
1/6/54	-	-	L, 69-71	Athens
2/7/55	-	-	W, 97-81	Knoxville
12/1/55	-	-	W, 86-67	47-Knoxville
1/11/56	-	-	W, 62-59	Athens
2/2/57	-	-	W, 91-84	Knoxville
2/1/58	-	-	W, 82-79	Athens
1/31/59	-	-	W, 66-60	Knoxville
1/30/60	-	-	L, 62-69	Athens
2/4/61	-	-	W, 75-67	Knoxville
2/3/62	-	-	W, 87-84	Athens
2/2/63	-	-	W, 94-65	Knoxville
2/1/64	-	-	L, 67-79	Athens
1/18/65	-	-	W, 76-57	Athens
1/30/65	-	-	W, 83-49	Knoxville
2/7/66	-	-	W, 100-71	Knoxville
2/19/66	-	-	W, 83-69	Athens
1/14/67	-	-	W, 87-70	Athens
2/11/67	-	-	W, 68-36	Knoxville
1/13/68	5	-	W, 77-72	Knoxville
2/10/68	5	-	L, 43-61	Athens
1/11/69	-	-	W, 82-67	Knoxville
2/15/69	-	-	W, 57-55	Athens
1/10/70	12	-	L, 56-61	Athens
2/14/70	-	20	W, 57-55	Knoxville
1/9/71	17	-	W, 51-47	Knoxville
2/13/71	14	-	W, 64-61	Athens
1/15/72	-	-	W, 59-57	Athens
2/19/72	20	-	W, 71-68	Knoxville
1/13/73	-	-	W, 79-64	Knoxville
2/17/73	-	-	W, 85-71	Athens
2/2/74	-	-	W, 84-70	Knoxville
3/4/74	-	-	W, 97-89	Athens
2/1/75	18	-	W, 105-69	Athens
3/8/75	-	-	W, 95-74	Knoxville
1/3/76	12	-	W, 79-73	Athens
3/6/76	12	-	W, 86-70	Knoxville
2/1/77	11	-	W, 106-82	Knoxville
2/26/77	7	-	L, 76-83	Athens
1/21/78	-	-	L, 74-75	Knoxville
2/18/78	-	-	W, 77-72	Athens
1/13/79	-	-	L, 75-79	Athens
2/10/79	-	-	W, 87-81***	Knoxville
1/23/80	19	-	L, 54-55	Athens
2/1/80	-	-	W, 50-49	Knoxville
1/28/81	11	-	W, 72-67	Knoxville
2/25/81	10	-	L, 75-76*	Athens
1/27/82	15	-	W, 66-64	Athens
2/24/82	19	-	L, 63-64	Knoxville

1/3/83	8	-	W, 87-76	Knoxville
3/5/83	-	-	L, 59-74	Athens
3/12/83	-	-	L, 60-79	42-Birmingham
1/3/84	-	11	L, 57-71	Athens
3/4/84	-	-	L, 77-82	Knoxville
1/30/85	-	-	W, 80-79**	Athens
3/2/85	-	14	W, 86-85	Knoxville
3/7/85	-	17	L, 61-67	42-Birmingham
1/30/86	-	-	W, 78-77	Knoxville
3/1/86	-	-	L, 70-91	Athens
1/28/87	-	-	L, 55-60	Athens
2/28/87	-	-	W, 89-68	Knoxville
2/3/88	-	-	W, 92-81	Knoxville
3/5/88	-	-	L, 69-80	Athens
1/28/89	-	-	L, 73-74	Knoxville
3/1/89	-	-	W, 75-68	Athens
1/27/90	-	-	L, 77-85	Athens
2/28/90	-	25	W, 93-83	Knoxville
1/5/91	-	-	L, 86-107	Athens
2/6/91	-	-	L, 78-87	Knoxville
3/9/91	-	-	W, 85-65	42-Nashville
1/11/92	-	-	W, 78-76	Knoxville
3/4/92	-	-	W, 67-66	Athens
2/3/93	-	-	L, 60-77	Athens
3/6/93	-	-	L, 83-96	Knoxville
1/12/94	-	-	L, 63-67	Knoxville
2/12/94	-	-	L, 61-74	Athens
1/4/95	-	-	L, 56-57	Knoxville
2/11/95	-	-	L, 48-74	Athens
1/20/96	-	22	W, 67-62	Knoxville
2/3/96	-	-	L, 49-68	Athens
3/8/96	-	-	L, 63-74	42-New Orleans
1/29/97	-	-	L, 50-63	Knoxville
3/1/97	-	-	L, 55-69	Athens
2/4/98	-	-	W, 77-48	Knoxville
2/28/98	-	-	L, 72-77	Athens
1/20/99	-	-	W, 85-69	Knoxville
2/23/99	-	-	W, 75-65	Athens
2/9/00	9	-	W, 110-83	Knoxville
3/4/00	11	-	W, 83-66	Athens
1/27/01	6	-	L, 75-77**	Athens
2/21/01	22	-	L, 76-88	Knoxville
1/12/02	-	-	L, 70-73	Athens
3/2/02	-	16	W, 71-63*	Knoxville
1/22/03	-	19	L, 76-81*	Athens
2/8/03	-	17	W, 78-72	Knoxville
1/7/04	-	-	W, 89-65	Knoxville
2/21/04	-	-	L, 60-71	Athens
1/5/05	-	-	W, 72-65	Athens
3/5/05	-	-	W, 78-68	Knoxville
1/11/06	-	-	W, 89-76	Knoxville
2/11/06	11	-	W, 83-78	Athens
1/31/07	-	-	W, 82-71	Knoxville
3/3/07	-	-	W, 71-65	Athens
1/26/08	3	-	W, 85-69	Knoxville
2/16/08	4	-	W, 74-71	Athens
1/10/09	15	-	W, 86-77	Athens
2/11/09	-	-	W, 79-48	Knoxville
1/23/10	8	-	L, 63-78	Athens
2/17/10	20	-	W, 69-60	Knoxville
1/18/11	-	-	W, 59-57	Athens
2/19/11	-	-	L, 63-69	Knoxville
1/18/12	-	-	L, 53-57*	Athens
2/4/12	-	-	W, 73-62	Knoxville
2/6/13	-	-	L, 62-68	Knoxville
3/2/13	-	-	L, 68-78	Athens
2/18/14	-	-	W, 67-48	Knoxville
2/7/15	-	-	L, 53-56	Athens
1/13/16	-	-	L, 72-81	Athens
2/11/17	-	-	L, 75-76	Knoxville
3/9/17	-	-	L, 57-59	42-Nashville
2/17/18	18	-	L, 62-73	Athens
3/3/18	16	-	W, 66-61	Knoxville
1/5/19	3	-	W, 95-60	Knoxville
1/15/20	-	-	L, 63-80	Athens
2/10/21	16	-	W, 89-81	Knoxville
3/1/22	13	-	W, 75-68	Athens
1/25/23	4	-	W, 70-41	Knoxville
1/13/24	5	-	W, 85-79	Athens

GEORGIA SOUTHERN				1-0
Date	AP Rank	Result	Site	
12/12/23	12	-	W, 74-56	Knoxville
GEORGIA STATE				4-1
Date	AP Rank	Result	Site	
12/10/77	-	-	W, 84-62	Knoxville
12/13/84	-	-	L, 50-52	Knoxville
11/26/95	-	-	W, 74-59	Knoxville
12/1/96	-	-	W, 70-53	Knoxville
12/20/03	-	-	W, 87-71	Knoxville
GEORGIA TECH				45-28
Date	AP Rank	Result	Site	
2/19/21	-	-	W, 29-28	Atlanta
2/17/22	-	-	W, 26-14	Knoxville
1/21/28	-	-	L, 26-31	Atlanta
2/13/28	-	-	L, 25-42	Knoxville
2/13/29	-	-	W, 30-25	Atlanta
1/22/30	-	-	W, 33-28	Knoxville
1/22/31	-	-	L, 29-49	Atlanta
2/10/31	-	-	L, 25-32	Knoxville
2/4/33	-	-	L, 23-37	Atlanta
2/13/33	-	-	W, 33-26	Knoxville
2/24/33	-	-	W, 30-24	42-Atlanta
1/31/34	-	-	W, 35-25	Atlanta
2/12/34	-	-	W, 23-21	Knoxville
1/16/35	-	-	W, 36-26	Atlanta
2/18/35	-	-	W, 34-31	Knoxville
1/17/36	-	-	L, 30-33	Atlanta
2/24/36	-	-	W, 33-21	Knoxville
2/28/40	-	-	W, 55-43	42-Knoxville
2/17/45	-	-	W, 44-26	Knoxville
2/10/45	-	-	L, 49-53	Atlanta
3/3/45	-	-	W, 41-37	42-Louisville
2/16/46	-	-	W, 49-27	Atlanta
2/9/46	-	-	L, 34-38	Knoxville
1/20/47	-	-	L, 43-48	Atlanta
2/7/47	-	-	W, 40-28	Knoxville
1/24/48	-	-	W, 59-57	Atlanta
6/2/48	-	-	W, 49-46	Knoxville
1/22/49	-	-	W, 63-56	Atlanta
2/5/49	-	-	L, 71-72*	Knoxville
1/21/50	17	-	L, 57-68	Atlanta
2/4/50	-	-	W, 69-56	Knoxville
3/2/50	-	-	W, 63-56	42-Louisville
2/3/51	-	-	L, 57-71	Knoxville
2/21/51	-	-	L, 64-74	Atlanta
1/26/52	-	-	W, 69-56	Knoxville
2/20/52	-	-	W, 83-81	Atlanta
1/17/53	-	-	W, 89-67	Knoxville
2/16/53	-	-	W, 82-79	Atlanta
1/30/54	-	-	W, 68-61	Atlanta
2/22/54	-	-	W, 69-57	Knoxville
1/29/55	-	-	W, 79-58	Knoxville
2/21/55	18	-	L, 77-83	Atlanta
1/28/56	-	-	L, 72-73	Atlanta
2/20/56	-	-	W, 76-74	Knoxville
1/26/57	-	-	L, 77-84	Knoxville
2/19/57	-	-	L, 85-87	Atlanta
1/25/58	16	-	L, 79-82	Atlanta
2/18/58	20	-	W, 84-65	Knoxville
1/24/59	-	-	W, 84-71	Knoxville
2/17/59	-	-	L, 49-59	Atlanta
1/23/60	6	-	L, 69-74	Atlanta
1/26/60	-	-	W, 57-56	Knoxville
1/28/61	-	-	W, 65-60	Knoxville
2/21/61	-	-	L, 59-60	Atlanta
1/27/62	-	-	L, 65-66	Knoxville
2/20/62	-	-	L, 50-67	Atlanta
1/26/63	7	-	L, 69-73	Atlanta
2/19/63	-	-	L, 60-72	Knoxville
1/27/64	-	-	W, 83-63	Knoxville
2/18/64	-	-	L, 45-47	Atlanta
12/7/64	-	-	W, 66-52	Atlanta
1/23/65	-	-	W, 55-48	Knoxville
1/22/66	-	-	W, 83-48	Knoxville
2/28/66	-	-	W, 58-47	Atlanta
2/1/67	-	-	W, 59-48	Knoxville

OUTLOOK

PLAYERS

STAFF

REVIEW

RESULTS

RECORDS

HONORS

POSTSEASON

VOLMANAC

MEDIA INFO



SERIES RESULTS

2/20/68	-	-	W, 71-69	Atlanta
12/17/68	-	-	W, 72-59	Knoxville
12/15/02	-	-	W, 70-69	48-Atlanta
2/7/04	-	15	L, 62-77	Knoxville
11/16/15	-	-	L, 67-69	Atlanta
12/3/16	-	-	W, 81-58	Knoxville
12/3/17	-	-	W, 77-70	Atlanta
11/13/18	5	-	W, 66-53	Knoxville

GONZAGA				2-4
Date	AP Rank	Result	Site	
12/29/07	11	-	W, 82-72	53-Seattle
11/30/08	12	9	L, 74-83	54-Orlando
1/7/09	15	-	L, 79-89*	Knoxville
12/19/15	-	-	L, 79-86	53-Seattle
12/18/16	-	8	L, 76-86	62-Nashville
12/9/18	7	1	W, 76-73	68-Phoenix

GUILFORD (NC)				0-1
Date	AP Rank	Result	Site	
2/22/11	-	-	L, 39-46	Greensboro

HARDIN SIMMONS (TX)				1-0
Date	AP Rank	Result	Site	
12/20/83	-	-	W, 75-58	Knoxville

HARVARD				1-0
Date	AP Rank	Result	Site	
12/14/74	-	-	W, 84-59	38-Knoxville

HAWAII				2-1
Date	AP Rank	Result	Site	
12/29/65	-	-	W, 88-41	28-Honolulu
12/29/83	-	-	L, 60-73	28-Honolulu
12/30/00	6	-	W, 69-58	28-Honolulu

HIGH POINT				1-0
Date	AP Rank	Result	Site	
11/14/17	-	-	W, 84-53	Knoxville

HOLY CROSS				0-1
Date	AP Rank	Result	Site	
12/28/60	-	-	L, 67-68	18-Miami

HOUSTON				3-2
Date	AP Rank	Result	Site	
12/5/70	-	17	W, 79-58	Knoxville
12/29/70	10	-	L, 65-68	35-Los Angeles
12/4/71	-	7	L, 65-67	Houston
12/23/94	-	-	W, 74-58	Houston
12/19/95	-	-	W, 69-49	Knoxville

IDAHO STATE				1-0
Date	AP Rank	Result	Site	
11/24/84	-	-	W, 65-59	16-Anchorage

ILLINOIS				3-1
Date	AP Rank	Result	Site	
12/15/67	-	-	W, 66-42	38-Knoxville
12/10/85	-	10	W, 54-51	Knoxville
1/17/88	-	20	L, 79-103	Champaign
12/9/23	17	20	W, 86-79	Knoxville

ILLINOIS STATE				0-1
Date	AP Rank	Result	Site	
3/12/98	-	-	L, 81-82*	1-Sacramento

INDIANA				0-4
Date	AP Rank	Result	Site	
3/18/67	8	-	L, 44-51	1-Evanston
3/15/74	-	10	L, 71-73	43-St. Louis
12/28/79	-	10	L, 68-70	8-San Diego
3/27/85	-	-	L, 67-74	2-New York City

IONA				2-0
Date	AP Rank	Result	Site	
12/19/80	-	-	W, 80-54	38-Knoxville
12/29/90	-	-	W, 93-77	28-Honolulu

IOWA				3-2
Date	AP Rank	Result	Site	
12/27/67	4	-	L, 59-64	21-Los Angeles
12/20/77	-	-	L, 86-92	30-Las Vegas
12/29/00	6	23	W, 80-68	28-Honolulu
3/19/14	-	-	W, 78-65*	1-Dayton
3/24/19	6	-	W, 83-77*	1-Columbus

IOWA STATE				2-1
Date	AP Rank	Result	Site	
12/4/68	20	-	L, 66-72	Knoxville
12/3/77	-	-	W, 81-76	15-Tempe
1/27/18	22	-	W, 68-45	60-Ames

JACKSONVILLE STATE				1-0
Date	AP Rank	Result	Site	
12/21/19	21	-	W, 75-53	Knoxville

JOHNSON BIBLE (TN)				4-0
Date	AP Rank	Result	Site	
12/7/13	-	-	W, 45-17	Knoxville
1/23/15	-	-	W, 80-19	Knoxville
1/8/16	-	-	W, 43-20	Knoxville
1921	-	-	W, 21-10	Knoxville

KANSAS				3-5
Date	AP Rank	Result	Site	
1/3/09	14	-	L, 85-92	Lawrence
1/10/10	16	1	W, 76-68	Knoxville
11/28/14	-	11	L, 67-82	54-Orlando
11/23/18	5	2	L, 81-87*	25-Brooklyn
1/25/20	-	3	L, 68-74	60-Lawrence
1/30/21	18	15	W, 80-61	60-Knoxville
11/25/22	22	3	W, 64-50	58-Paradise Island
11/22/23	7	1	L, 60-69	49-Honolulu

KANSAS STATE				2-0
Date	AP Rank	Result	Site	
12/6/14	-	-	W, 65-64	60-Knoxville
1/28/17	-	-	W, 70-58	60-Knoxville

KENNESAW STATE				1-0
Date	AP Rank	Result	Site	
11/9/12	-	-	W, 76-67	Knoxville

KENT STATE				1-0
Date	AP Rank	Result	Site	
11/29/90	-	-	W, 93-69	Knoxville

KENTUCKY 78-161
at Knoxville: 52-56 (1-3 in SEC Tournament)
at Lexington: 20-93 (0-1 in SEC Tournament)
Neutral: 6-12
NOTE: UT is 1-3 against Kentucky in SEC Tournament play at Knoxville (1936, 1937, 1939, 1940) and 0-1 in Lexington (1993). At that time, the games were considered neutral. They are listed here as home/away events, in line with current policies.

SEC Tournament: 6-12 (1-3 at Knoxville, 0-1 at Lexington)

Biggest Win: 30 pts
(88-58, Feb. 16, 2013 at Knoxville)

Biggest Loss: 61 pts
(40-101, March 12, 1993 at Lexington)

Longest Winning Streak: 5 games
(two times, Feb. 15, 1975 - March 5, 1977 and Feb. 23, 1916 - March 3, 1917)

Longest Losing Streak: 20 games
(Feb. 11, 1950 - Jan. 16, 1960)

Current Streak: Kentucky 1 game

Date	AP Rank	Result	Site	
2/16/10	-	-	L, 5-20	Lexington
2/27/12	-	-	L, 15-27	Lexington
2/11/14	-	-	L, 14-20	Lexington
2/12/14	-	-	L, 18-20	Lexington
2/5/15	-	-	W, 36-21	Knoxville
2/6/15	-	-	W, 27-22	Knoxville

2/17/15	-	-	L, 13-22	Lexington
2/18/15	-	-	L, 18-20	Lexington
2/23/16	-	-	W, 28-17	Lexington
2/9/17	-	-	W, 23-20	Lexington
2/10/17	-	-	W, 22-19	Lexington
3/2/17	-	-	W, 27-26	Knoxville
3/3/17	-	-	W, 30-10	Knoxville
2/7/18	-	-	L, 26-33	Lexington
2/8/18	-	-	L, 12-40	Lexington
3/1/18	-	-	L, 18-29	Knoxville
3/2/18	-	-	L, 20-32	Knoxville
2/7/19	-	-	W, 40-22	Knoxville
2/28/19	-	-	L, 14-30	Lexington
2/5/20	-	-	W, 29-24	Lexington
2/7/20	-	-	W, 27-26	Lexington
2/27/20	-	-	W, 28-25	Knoxville
2/28/20	-	-	L, 25-36	Knoxville
1/20/23	-	-	W, 30-26	Knoxville
2/10/23	-	-	W, 28-23	Lexington
1/18/24	-	-	W, 20-13	Knoxville
2/9/25	-	-	L, 22-35	Knoxville
2/18/25	-	-	L, 21-26	Lexington
2/12/26	-	-	L, 17-51	Knoxville
2/18/26	-	-	L, 21-27	Lexington
1/21/27	-	-	W, 19-14	Knoxville
2/19/27	-	-	W, 30-21	Lexington
2/1/28	-	-	L, 18-48	Lexington
2/9/28	-	-	L, 16-43	Knoxville
1/17/29	-	-	L, 29-35	Knoxville
1/19/29	-	-	L, 22-27	Lexington
1/18/30	-	-	L, 20-23	Lexington
1/31/30	-	-	W, 29-24*	Knoxville
1/10/31	-	-	L, 23-31	Lexington
1/31/31	-	-	L, 32-36*	Knoxville
1/16/32	-	-	L, 28-29	Knoxville
2/13/32	-	-	L, 27-41	Lexington
1/14/33	-	-	L, 21-42	Knoxville
1/28/33	-	-	L, 23-44	Lexington
1/13/34	-	-	L, 23-44	Knoxville
1/27/34	-	-	L, 26-53	Lexington
1/26/35	-	-	L, 21-48	Lexington
2/16/35	-	-	L, 36-38	Knoxville
1/25/36	-	-	L, 31-40	Lexington
2/15/36	-	-	W, 39-28	Knoxville
2/29/36	-	-	W, 39-28	42-Lexington
1/23/37	-	-	L, 26-43	Lexington
2/13/37	-	-	W, 26-24	Knoxville
3/1/37	-	-	L, 25-39	42-Knoxville
1/22/38	-	-	L, 27-52	Lexington
2/26/38	-	-	L, 26-29	Knoxville
1/21/39	-	-	W, 30-29	Lexington
2/18/39	-	-	L, 34-36**	Knoxville
3/4/39	-	-	L, 38-46	42-Knoxville
1/20/40	-	-	L, 26-35	Lexington
2/17/40	-	-	W, 27-23	Knoxville
3/1/40	-	-	L, 29-30**	42-Knoxville
1/18/41	-	-	W, 32-22	Knoxville
2/15/41	-	-	L, 28-37	Lexington
3/1/41	-	-	W, 36-33	42-Louisville
1/17/42	-	-	W, 46-40	Knoxville
2/14/42	-	-	L, 33-36	Lexington
1/16/43	-	-	L, 28-30	Knoxville
2/13/43	-	-	L, 29-53	Lexington
2/27/43	-	-	W, 33-30	42-Louisville
1/20/45	-	-	W, 35-34	Knoxville
2/17/45	-	-	L, 34-40	Lexington
3/3/45	-	-	L, 35-39	42-Louisville
1/19/46	-	-	L, 32-50	Knoxville
2/16/46	-	-	L, 34-54	Lexington
1/18/47	-	-	L, 39-54	Knoxville
2/15/47	-	-	L, 46-61	Lexington
1/17/48	-	-	L, 54-65	Knoxville
2/14/48	-	-	L, 42-69	Lexington
3/6/48	-	-	L, 47-70	42-Louisville
1/15/49	-	-	L, 51-66	Knoxville
2/8/49	-	1	L, 56-71	Lexington
3/5/49	-	1	L, 44-83	42-Louisville
1/14/50	-	2	W, 66-53	Knoxville
2/1/50	-	7	L, 52-79	Lexington

SERIES RESULTS

3/4/50	-	4	L, 58-95	42-Louisville
1/20/51	-	2	L, 45-70	Knoxville
2/17/51	-	1	L, 61-86	Lexington
1/19/52	-	3	L, 56-65	Knoxville
2/16/52	-	1	L, 40-95	Lexington
3/1/52	-	1	L, 66-81	42-Louisville
1/23/54	-	1	L, 71-97	Knoxville
2/18/54	-	2	L, 63-90	Lexington
1/22/55	-	1	L, 66-84	Knoxville
3/5/55	-	2	L, 61-104	Lexington
1/21/56	-	4	L, 68-95	Knoxville
3/3/56	-	12	L, 77-101	Lexington
1/19/57	-	4	L, 72-97	Knoxville
3/2/57	-	3	L, 75-93	Lexington
1/18/58	13	9	L, 68-77	Lexington
3/1/58	-	12	L, 66-77	Knoxville
1/17/59	-	2	L, 58-79	Lexington
2/28/59	-	1	L, 56-69	Knoxville
1/16/60	-	17	L, 68-78	Knoxville
2/27/60	-	-	W, 65-63	Lexington
1/21/61	-	-	L, 54-83	Lexington
3/4/61	-	-	L, 61-68	Knoxville
12/22/61	-	-	L, 69-96	19-Lexington
1/15/62	-	3	L, 82-95	Knoxville
3/10/62	-	4	L, 59-90	Lexington
1/19/63	-	-	W, 78-69	Lexington
3/2/63	-	-	W, 63-55	Knoxville
1/18/64	-	4	L, 57-66	Lexington
2/29/64	-	2	L, 38-42	Knoxville
1/16/65	-	-	W, 77-58	Knoxville
2/27/65	-	-	L, 60-61	Lexington
2/26/66	-	1	L, 64-78	Lexington
3/5/66	-	1	W, 69-62	Knoxville
1/23/67	-	-	W, 52-50**	Lexington
2/13/67	-	-	W, 76-57	Knoxville
1/22/68	4	8	W, 87-59	Knoxville
2/12/68	5	8	L, 59-60	Lexington
1/18/69	-	5	L, 66-69	Knoxville
3/8/69	-	7	L, 69-84	Lexington
1/17/70	-	2	L, 52-68	Lexington
3/7/70	-	2	L, 69-86	Knoxville
1/16/71	18	10	W, 75-71	Knoxville
3/6/71	14	8	L, 78-84	Lexington
1/22/72	19	-	L, 70-72	Lexington
3/9/72	-	-	L, 66-67	Knoxville
1/20/73	-	-	W, 65-64	Knoxville
3/8/73	-	19	L, 81-86	Lexington
1/14/74	-	-	W, 67-54	Knoxville
2/16/74	-	-	L, 58-61	Lexington
1/13/75	18	7	L, 82-88	Lexington
2/15/75	-	4	W, 103-98	Knoxville
1/10/76	9	-	W, 90-88*	Lexington
2/7/76	8	-	W, 92-85	Knoxville
1/12/77	-	2	W, 71-67*	Lexington
3/5/77	11	2	W, 81-79	Knoxville
2/15/78	-	3	L, 77-90	Lexington
2/25/78	-	2	L, 57-68	Knoxville
1/20/79	-	-	W, 66-55	Lexington
2/17/79	-	-	W, 101-84	Knoxville
3/3/79	-	-	W, 75-69*	42-Birmingham
1/5/80	-	2	W, 49-47	Knoxville
2/2/80	-	3	L, 75-83	Lexington
1/10/81	13	4	L, 47-48	Lexington
2/7/81	10	6	W, 87-71	Knoxville
1/9/82	-	3	W, 70-66	Knoxville
2/6/82	16	9	L, 67-77	Lexington
1/31/83	-	10	W, 65-63	Knoxville
2/27/83	20	10	L, 61-69	Lexington
1/30/84	-	3	L, 74-93	Lexington
2/27/84	-	4	W, 63-58	Knoxville
1/27/85	-	-	W, 81-65	Knoxville
2/28/85	-	-	L, 67-92	Lexington
1/25/86	-	11	L, 57-74	Lexington
2/27/86	-	5	L, 60-62	Knoxville
1/10/87	-	9	W, 75-68	Knoxville
2/11/87	-	-	L, 84-91*	Lexington
1/16/88	-	5	L, 65-83	Lexington
2/17/88	-	9	W, 72-70	Knoxville
1/21/89	18	-	L, 65-66	Knoxville

2/22/89	-	-	L, 71-76	Lexington
1/20/90	-	-	L, 83-95	Lexington
2/21/90	-	-	W, 102-100	Knoxville
1/12/91	-	11	L, 74-78	Knoxville
2/13/91	-	16	L, 74-85	Lexington
1/21/92	-	8	W, 107-85	Knoxville
3/7/92	-	10	L, 88-99	Lexington
1/9/93	-	2	L, 70-84	Lexington
2/24/93	-	2	W, 78-77	Knoxville
3/12/93	-	4	L, 40-101	42-Lexington
1/15/94	-	8	L, 74-93	Lexington
2/23/94	-	7	L, 73-77	Knoxville
1/25/95	-	5	L, 50-69	Lexington
2/8/95	-	6	L, 48-68	Knoxville
1/13/96	-	2	L, 44-61	Lexington
2/17/96	-	2	L, 50-90	Knoxville
1/4/97	-	3	L, 40-74	Lexington
2/25/97	-	3	L, 64-74	Knoxville
1/24/98	-	7	L, 67-85	Knoxville
2/11/98	-	7	L, 74-80	Lexington
1/12/99	-	6	W, 47-46	Lexington
2/28/99	-	13	W, 68-61	Knoxville
2/1/00	6	14	L, 68-81	Lexington
2/23/00	7	18	W, 74-67	Knoxville
1/16/01	4	-	L, 74-84	Lexington
2/14/01	15	22	L, 95-103	Knoxville
2/6/02	-	7	W, 76-74*	Knoxville
2/19/02	-	12	L, 61-64	Lexington
1/8/03	-	18	L, 71-74	Knoxville
2/26/03	-	2	L, 68-80	Lexington
1/20/04	-	9	L, 68-69*	Knoxville
2/25/04	-	9	L, 60-92	Lexington
1/25/05	-	7	L, 62-84	Knoxville
3/2/05	-	3	L, 61-73	Lexington
3/11/05	-	4	L, 62-76	42-Atlanta
2/7/06	11	-	W, 75-67	Lexington
3/1/06	11	-	L, 78-80	Knoxville
1/28/07	-	-	L, 57-76	Lexington
2/13/07	-	20	W, 89-85	Knoxville
1/22/08	3	-	L, 66-72	Lexington
3/2/08	1	-	W, 63-60	Knoxville
1/13/09	24	-	L, 72-90	Knoxville
2/21/09	-	-	L, 58-77	Lexington
2/13/10	12	3	L, 62-73	Lexington
2/27/10	19	2	W, 74-65	Knoxville
3/13/10	15	2	L, 45-74	42-Nashville
2/8/11	-	18	L, 61-73	Lexington
3/6/11	-	20	L, 58-64	Knoxville
1/14/12	-	2	L, 62-65	Knoxville
1/31/12	-	1	L, 44-69	Lexington
1/15/13	-	-	L, 65-75	Lexington
2/16/13	-	25	W, 88-58	Knoxville
1/18/14	-	13	L, 66-74	Lexington
2/17/15	-	1	L, 48-66	Knoxville
2/2/16	-	20	W, 84-77	Knoxville
2/18/16	-	14	L, 70-80	Lexington
1/24/17	-	4	W, 82-80	Knoxville
2/14/17	-	13	L, 58-83	Lexington
1/6/18	23	17	W, 76-65	Knoxville
2/6/18	15	24	W, 61-59	Lexington
3/1/18	13	-	L, 72-77	42-St. Louis
2/16/19	1	5	L, 69-86	Lexington
3/2/19	7	4	W, 71-52	Knoxville
3/16/19	8	4	W, 82-78	42-Nashville
2/8/20	-	15	L, 64-77	Knoxville
3/3/20	-	6	W, 81-73	Lexington
2/6/21	11	-	W, 82-71	Lexington
2/20/21	19	-	L, 55-70	Knoxville
1/15/22	22	18	L, 79-107	Lexington
2/15/22	16	4	W, 76-63	Knoxville
3/12/22	9	5	W, 69-62	42-Tampa
1/14/23	5	-	L, 56-63	Knoxville
2/18/23	10	-	L, 54-66	Lexington
2/3/24	5	10	W, 103-92	Lexington
3/9/24	4	15	L, 81-85	Knoxville

KENTUCKY WESLEYAN				1-2
Date	AP Rank	Result	Site	
2/5/26	-	-	W, 28-19	Knoxville

2/19/26	-	-	L, 26-40	Owensboro
12/10/55	-	-	L, 72-80	Knoxville

KING (TN)				3-0
Date	AP Rank	Result	Site	
1/13/22	-	-	W, 24-17	Knoxville
1/31/33	-	-	W, 43-21	Knoxville
12/30/39	-	-	W, 54-17	Knoxville

LAFAYETTE				2-0
Date	AP Rank	Result	Site	
12/9/80	-	-	W, 72-42	Knoxville
12/27/84	-	-	W, 77-58	Knoxville

LAMBUTH (TN)				0-1
Date	AP Rank	Result	Site	
12/19/35	-	-	L, 28-29	Jackson

LA SALLE				2-0
Date	AP Rank	Result	Site	
12/20/69	8	-	W, 55-47	38-Knoxville
12/17/76	-	-	W, 92-85	38-Knoxville

LENOIR-RHYNE (NC)				1-0
Date	AP Rank	Result	Site	
11/6/18	6	-	W, 86-41	Knoxville

LINCOLN MEMORIAL (TN)				16-0
Date	AP Rank	Result	Site	
1/7/25	-	-	W, 32-14	Knoxville
1/1/32	-	-	W, 42-17	Knoxville
12/17/32	-	-	W, 41-18	Knoxville
12/17/34	-	-	W, 52-16	Knoxville
12/7/37	-	-	W, 27-14	Knoxville
12/5/38	-	-	W, 37-35	Knoxville
1/2/40	-	-	W, 39-32	Knoxville
12/9/41	-	-	W, 60-15	Knoxville
12/2/44	-	-	W, 63-28	Knoxville
12/8/45	-	-	W, 63-18	Knoxville
12/2/46	-	-	W, 60-24	Knoxville
12/2/47	-	-	W, 56-41	Knoxville
11/29/48	-	-	W, 58-43	Harrogate
11/30/49	-	-	W, 67-59	Harrogate
12/7/50	-	-	W, 98-61	Harrogate
11/29/51	-	-	W, 78-58	Harrogate

LIPSCOMB				4-0
Date	AP Rank	Result	Site	
12/1/54	-	-	W, 95-38	Knoxville
12/29/05	-	-	W, 69-58	Knoxville
12/15/16	-	-	W, 92-77	Knoxville
12/9/17	24	-	W, 81-71	Knoxville

LONG BEACH STATE				1-0
Date	AP Rank	Result	Site	
3/16/07	25	-	W, 121-86	1-Columbus

LIU				2-3
Date	AP Rank	Result	Site	
1/27/37	-	-	L, 24-30	New York City
12/30/41	-	-	W, 36-33	33-New Orleans
12/25/45	-	-	L, 43-45	New York City
12/21/46	-	-	L, 32-42	New York City
11/26/99	17	-	W, 86-47	Knoxville

LONGWOOD				1-0
Date	AP Rank	Result	Site	
3/17/22	5	-	W, 88-56	1-Indianapolis

LOUISIANA				10-1
Date	AP Rank	Result	Site	
<i>(AS SOUTHWESTERN LOUISIANA)</i>				
12/3/66	-	-	W, 67-52	Knoxville
3/12/82	-	-	W, 61-57	1-Indianapolis
3/20/85	-	-	W, 73-72	2-Knoxville
12/27/85	-	-	L, 78-79**	33-New Orleans
<i>(AS LOUISIANA-LAFAYETTE)</i>				
3/17/00	11	-	W, 63-58	1-Birmingham
11/22/05	-	-	W, 83-76	Knoxville

OUTLOOK

PLAYERS

STAFF

REVIEW

RESULTS

RECORDS

HONORS

POSTSEASON

VOLMANAC

MEDIA INFO



SERIES RESULTS

11/27/06	-	-	W, 77-67	Lafayette
11/30/07	11	-	W, 98-70	Knoxville
12/29/08	14	-	W, 89-62	Knoxville
(AS LOUISIANA)				
11/9/18	6	-	W, 87-65	Knoxville
3/16/23	20	-	W, 58-55	1-Orlando

LOUISIANA-MONROE [ULM]				1-0
Date	AP Rank	Result	Site	
11/16/11	-	-	W, 85-62	Knoxville

LSU	68-50
at Knoxville: 33-18 (1-0 in SEC Tournament)	
at Baton Rouge: 27-28	
Neutral: 8-4	

NOTE: UT is 1-0 against LSU in SEC Tournament play at Knoxville (1989).
At that time, the game was considered neutral. It is listed here as a home event, in line with current policies.

SEC Tournament: 7-4 (1-0 at Knoxville)
Biggest Win: 35 pts (93-58, Jan. 6, 1999 at Knoxville)
Biggest Loss: 36 pts (59-95, Jan. 31, 1953 at Baton Rouge)
Longest Winning Streak: 11 games (Jan. 11, 1964 - Feb. 24, 1969)
Longest Losing Streak: 8 games (Jan. 9, 1978 - Feb. 21, 1981)
Current Streak: Tennessee 3 games

Date	AP Rank	Result	Site
2/25/33	-	-	L, 43-55 42-Atlanta
2/25/34	-	-	W, 42-35 42-Atlanta
2/27/43	-	-	W, 52-34 42-Louisville
2/27/48	-	-	W, 56-48 70-Memphis
2/21/49	-	-	W, 81-72 Knoxville
2/20/50	-	-	W, 67-65 Baton Rouge
3/4/50	-	-	W, 81-79 42-Louisville
1/15/51	-	-	L, 61-68 Baton Rouge
2/2/52	-	-	W, 82-68 Knoxville
1/31/53	-	11	L, 59-95 Baton Rouge
1/16/54	-	16	L, 62-75 Knoxville
1/15/55	-	-	W, 76-68 Baton Rouge
1/16/56	-	-	W, 91-82 Baton Rouge
1/14/57	-	16	L, 61-62 Baton Rouge
12/21/57	-	-	W, 63-62 9-Charlotte
1/13/58	-	-	W, 75-53 Knoxville
1/12/59	-	17	W, 65-58 Baton Rouge
1/11/60	-	-	W, 103-79 Knoxville
1/14/61	-	-	L, 60-72 Baton Rouge
1/13/62	-	-	L, 61-73 Knoxville
1/12/63	-	-	L, 60-61 Baton Rouge
1/11/64	-	-	W, 62-58 Knoxville
1/11/65	-	-	W, 58-54 Baton Rouge
3/6/65	-	-	W, 83-60 Knoxville
1/31/66	-	-	W, 87-59 Knoxville
2/14/66	-	-	W, 74-64 Baton Rouge
2/6/67	-	-	W, 76-59 Baton Rouge
3/4/67	-	8	W, 87-60 Knoxville
2/5/68	-	6	W, 87-67 Baton Rouge
3/2/68	-	-	W, 74-71 Knoxville
2/27/69	-	-	W, 81-68 Baton Rouge
2/24/69	-	17	W, 87-63 Baton Rouge
1/26/70	-	-	L, 59-71 Baton Rouge
2/23/70	-	-	W, 88-87 Knoxville
1/25/71	-	8	L, 70-80 Baton Rouge
2/22/71	-	13	W, 88-67 Knoxville
1/31/72	-	-	L, 62-63 Knoxville
2/28/72	-	-	W, 78-66 Baton Rouge
1/29/73	-	-	W, 73-71 Baton Rouge
2/26/73	-	-	L, 74-78 Knoxville
1/28/74	-	-	W, 57-52 Baton Rouge
3/2/74	-	-	W, 100-80 Knoxville
1/27/75	-	-	W, 99-79 Knoxville
3/1/75	-	-	L, 87-94 Baton Rouge
1/26/76	-	10	W, 105-92 Baton Rouge
2/23/76	-	9	W, 80-71 Knoxville
1/15/77	-	-	W, 108-102 Baton Rouge

2/12/77	11	-	W, 91-64 Knoxville
1/9/78	-	-	L, 87-121 Baton Rouge
2/6/78	-	-	L, 86-101 Knoxville
1/24/79	-	9	L, 75-77 Baton Rouge
1/29/79	-	9	L, 78-84 Knoxville
1/19/80	20	14	L, 74-75 Knoxville
2/16/80	-	6	L, 66-73 Baton Rouge
1/24/81	8	5	L, 63-80 Baton Rouge
2/21/81	8	4	L, 65-66 Knoxville
1/23/82	20	-	W, 77-67 Knoxville
2/20/82	-	-	W, 54-53 Baton Rouge
1/10/83	12	-	W, 59-58 Baton Rouge
2/7/83	-	-	W, 66-63 Knoxville
3/1/83	-	-	W, 74-71* 42-Birmingham
1/10/84	-	11	W, 70-69 Knoxville
2/6/84	-	14	L, 59-61* Baton Rouge
1/12/85	-	-	L, 65-75 Baton Rouge
2/14/85	-	-	L, 82-87 Knoxville
1/1/86	-	8	W, 88-77 Knoxville
2/12/86	-	-	L, 50-75 Baton Rouge
1/8/87	-	-	L, 78-79 Knoxville
2/7/87	-	-	L, 58-60 Baton Rouge
1/13/88	-	-	L, 51-52 Knoxville
2/13/88	-	-	L, 73-92 Baton Rouge
1/11/89	17	-	W, 100-96 Knoxville
2/11/89	-	-	L, 106-122 Baton Rouge
3/10/89	-	-	W, 95-77 42-Knoxville
1/8/90	-	11	L, 94-111 Baton Rouge
2/10/90	-	11	L, 113-119 Knoxville
1/22/91	-	16	W, 92-89 Knoxville
2/23/91	-	19	L, 87-119 Baton Rouge
1/29/92	-	-	L, 82-97 Baton Rouge
3/13/92	-	23	L, 89-99 42-Birmingham
2/20/93	-	-	L, 74-81 Knoxville
2/5/94	-	-	L, 83-84 Baton Rouge
2/4/95	-	-	L, 52-56 Knoxville
2/14/96	-	-	W, 73-65 Baton Rouge
1/19/97	-	-	W, 66-52 Knoxville
1/31/98	-	-	W, 72-65 Baton Rouge
3/5/98	-	-	W, 73-62 42-Atlanta
1/6/99	-	-	W, 93-58 Knoxville
1/8/00	15	21	W, 64-59 Baton Rouge
3/3/01	-	-	W, 78-71 Knoxville
1/30/02	-	-	W, 61-58 Baton Rouge
3/1/03	-	-	L, 67-88 Knoxville
2/4/04	-	-	L, 67-84 Baton Rouge
2/5/05	-	-	W, 77-55 Knoxville
1/14/06	-	-	L, 74-88 Baton Rouge
2/6/07	-	-	W, 70-67 Knoxville
3/8/07	22	-	L, 67-76* 42-Atlanta
2/9/08	7	-	W, 47-45 Baton Rouge
1/28/09	-	-	L, 73-79 Knoxville
2/4/10	14	-	W, 59-54 Baton Rouge
3/11/10	15	-	W, 59-49 42-Nashville
1/26/11	-	-	W, 75-53 Knoxville
2/29/12	-	-	W, 74-69* Baton Rouge
2/19/13	-	-	W, 82-72 Knoxville
1/7/14	-	-	W, 68-50 Baton Rouge
2/14/15	-	-	L, 55-73 Knoxville
3/4/15	-	-	W, 78-63 Baton Rouge
2/20/16	-	-	W, 81-65 Knoxville
3/11/16	-	-	L, 75-84 42-Nashville
3/1/17	-	-	L, 82-92 Baton Rouge
1/31/18	18	-	W, 84-61 Knoxville
2/23/19	5	13	L, 80-82* Baton Rouge
1/4/20	-	-	L, 64-78 Knoxville
2/13/21	16	-	L, 65-78 Baton Rouge
1/8/22	18	21	L, 67-79 Baton Rouge
1/22/22	24	13	W, 64-50 Knoxville
1/21/23	9	-	W, 77-56 Baton Rouge
2/7/23	6	-	W, 88-68 Knoxville

LOUISIANA TECH				3-1
Date	AP Rank	Result	Site	
12/20/57	-	-	L, 61-68	9-Charlotte
12/17/65	-	-	W, 71-55	17-Shreveport
12/17/83	-	-	W, 71-61	38-Knoxville
12/3/86	-	-	W, 63-56	Knoxville

LOUISVILLE				8-12
Date	AP Rank	Result	Site	
2/19/13	-	-	W, 24-16	Louisville
2/14/14	-	-	W, 32-17	Louisville
2/19/15	-	-	W, 30-27	Louisville
2/20/15	-	-	W, 20-15	Louisville
2/24/16	-	-	W, 25-20	Louisville
2/16/22	-	-	W, 28-22	Knoxville
2/10/27	-	-	L, 26-28	Knoxville
2/2/28	-	-	L, 29-49	Knoxville
1/2/50	-	-	L, 63-74	Louisville
12/23/50	-	-	L, 61-73	Louisville
12/2/78	-	5	L, 61-82	Louisville
12/8/79	-	14	L, 75-77	Knoxville
3/20/83	-	2	L, 57-70	1-Evansville
3/29/85	-	-	W, 100-84	2-New York City
12/20/01	-	-	L, 72-73	Louisville
1/25/03	-	9	L, 69-72	Knoxville
1/25/04	-	5	L, 62-65	Knoxville
1/22/05	-	14	L, 62-85	Louisville
3/27/08	5	13	L, 60-79	1-Charlotte
11/21/18	5	-	W, 92-81	25-Brooklyn

LOYOLA CHICAGO				0-1
Date	AP Rank	Result	Site	
3/17/18	13	- L, 62-63	1-Dallas	

LOYOLA NEW ORLEANS				3-0
Date	AP Rank	Result	Site	
1/8/49	-	- W, 73-57	Knoxville	
2/18/50	-	- W, 62-39	New Orleans	
1/27/51	-	- W, 64-60	Knoxville	

MANHATTAN				1-0
Date	AP Rank	Result	Site	
12/27/71	-	-	W, 76-70	27-Philadelphia

MARQUETTE				3-5
Date	AP Rank	Result	Site	
12/5/72	14	5	L, 30-56 Milwaukee	
12/5/73	-	7	L, 65-67 Knoxville	
3/18/83	-	-	W, 57-56 1-Evansville	
12/13/86	-	-	L, 56-63 Milwaukee	
12/3/87	-	-	W, 82-56 Knoxville	
11/21/01	-	-	L, 74-85 16-Anchorage	
12/16/08	16	24	W, 80-68 55-Nashville	
11/30/14	-	-	L, 59-67 54-Orlando	

MARSHALL				7-3
Date	AP Rank	Result	Site	
2/1/37	-	-	W, 33-31	Knoxville
2/5/38	-	-	L, 31-34	Knoxville
2/4/39	-	-	W, 42-41	Knoxville
2/3/40	-	-	L, 40-47	Knoxville
1/2/41	-	-	W, 33-22	Knoxville
1/6/41	-	-	L, 29-33	Huntington
1/31/42	-	-	W, 48-37	Knoxville
1/6/45	-	-	W, 48-40	Knoxville
1/5/46	-	-	W, 44-31	Knoxville
11/19/15	-	-	W, 84-74	Knoxville

MARYLAND				3-2
Date	AP Rank	Result	Site	
12/5/49	-	-	W, 61-40	Knoxville
12/20/63	-	-	W, 70-59	37-Blacksburg
3/8/80	-	8	L, 75-86	1-Greensboro
11/25/84	-	-	L, 49-72	16-Anchorage
12/11/22	7	13	W, 56-53	66-Brooklyn

MARYVILLE (TN)			26-10-1
Date	AP Rank	Result	Site
1/9/10	- -	W, 30-28	Maryville
1/12/10	- -	L, 28-35	Knoxville
3/1/10	- -	W, 19-16	Maryville
1/14/11	- -	W, 36-28	Maryville
2/11/11	- -	W, 41-24	Knoxville
2/27/11	- -	W, 33-29	Maryville
12/16/11	- -	W, 53-18	Knoxville
1/11/13	- -	W, 37-28	Knoxville

SERIES RESULTS

1/17/14	-	-	W, 49-16	Maryville
2/21/14	-	-	W, 36-15	Knoxville
2/23/14	-	-	W, 40-19	Maryville
1/20/17	-	-	L, 15-23	Knoxville
2/27/17	-	-	W, 31-17	Knoxville
3/5/17	-	-	W, 30-23	Maryville
1/26/18	-	-	W, 28-19	Knoxville
1/29/18	-	-	T, 20-20	Maryville
2/19/19	-	-	L, 18-21	Knoxville
1/23/20	-	-	W, 43-23	Knoxville
1/30/20	-	-	L, 11-23	Maryville
2/5/21	-	-	W, 35-30	Knoxville
2/10/21	-	-	W, 32-17	Knoxville
1/8/23	-	-	W, 18-15	Knoxville
2/24/23	-	-	W, 23-21	Knoxville
1/12/24	-	-	W, 26-17	Knoxville
2/12/24	-	-	L, 18-20	Maryville
2/25/24	-	-	W, 30-25	Knoxville
1/14/25	-	-	W, 16-13	Knoxville
1/23/25	-	-	L, 21-28	Maryville
2/24/25	-	-	W, 34-15	Knoxville
1/14/26	-	-	W, 37-22	Knoxville
1/25/26	-	-	L, 28-29	Maryville
1/10/27	-	-	L, 22-23	Knoxville
1/24/27	-	-	L, 19-24	Maryville
1/14/28	-	-	L, 20-25	Knoxville
1/22/29	-	-	W, 30-23	Knoxville
1/11/30	-	-	W, 36-25	Knoxville
1/24/31	-	-	W, 40-27	Knoxville

MASSACHUSETTS [UMASS]				4-0
Date	AP Rank	Result	Site	
2/5/03	-	-	W, 71-45	Knoxville
1/3/04	-	-	W, 74-66	Amherst
11/18/12	-	-	W, 83-69	57-Bayamon
3/21/14	-	-	W, 86-67	1-Raleigh

MCNEESE STATE				1-0
Date	AP Rank	Result	Site	
11/30/22	13	-	W, 76-40	Knoxville

MEMPHIS				15-12
Date	AP Rank	Result	Site	
<i>(AS MEMPHIS STATE)</i>				
12/28/69	6	-	W, 72-51	4-Oklahoma City
12/29/88	19	-	W, 76-74	Knoxville
11/25/89	24	L	72-91	40-Memphis
3/14/90	-	-	W, 73-71	2-Memphis
11/27/90	-	-	L, 72-74	Knoxville
12/14/91	-	-	W, 65-64	Memphis
12/6/92	8	W	70-59	Knoxville
12/2/93	-	-	L, 64-83	Memphis

<i>(AS UNIVERSITY OF MEMPHIS)</i>				
12/17/94	-	-	L, 46-50	Knoxville
12/16/95	6	L	55-57	Memphis
12/15/96	-	-	W, 57-47	Knoxville
12/20/97	-	-	W, 68-66	Memphis
12/2/98	-	-	W, 68-67	Knoxville
12/18/99	13	-	W, 74-69	Memphis
12/5/00	6	-	W, 86-76	Knoxville
12/15/01	-	-	L, 69-71	Memphis
1/18/06	4	L	79-88	Memphis
12/6/06	16	W	76-58	Knoxville
2/23/08	2	1	W, 66-62	Memphis
1/24/09	22	L	52-54	Knoxville
12/31/09	14	-	W, 66-59	Memphis
1/5/11	21	W	104-84	Knoxville
11/22/11	8	L	97-99**	49-Maui
1/4/12	-	-	L, 51-69	Memphis
1/4/13	-	-	L, 80-85	Knoxville
12/15/18	3	-	W, 102-92	Memphis
12/14/19	19	13	L, 47-51	Knoxville

MERCER				4-4
Date	AP Rank	Result	Site	
2/7/13	-	-	L, 18-24	Macon
2/18/21	-	-	L, 20-28	Macon
1/26/24	-	-	L, 23-28	Knoxville
12/28/93	-	-	W, 67-45	Knoxville

3/20/13	-	-	L, 67-75	2-Knoxville
3/23/14	-	-	W, 83-63	1-Raleigh
12/22/14	-	-	W, 64-54	Knoxville
11/29/17	-	-	W, 84-60	Knoxville

MEXICO UNIV.				2-0
Date	AP Rank	Result	Site	
2/7/33	-	-	W, 43-31	Knoxville
1/24/66	-	-	W, 121-42	Knoxville

MIAMI				3-1
Date	AP Rank	Result	Site	
12/17/54	-	-	W, 89-80	24-Montgomery
12/1/91	-	-	L, 60-72	31-San Juan
12/27/95	-	-	W, 56-54	Miami
12/22/96	-	-	W, 78-65	Knoxville

MIAMI (OH)				4-2
Date	AP Rank	Result	Site	
12/20/47	-	-	L, 51-54	70-Cincinnati
12/18/82	11	-	W, 69-62	38-Knoxville
12/28/88	19	-	W, 94-83	38-Knoxville
11/17/97	-	-	W, 75-74	Knoxville
11/19/98	18	-	L, 62-68	Oxford
12/1/99	18	-	W, 78-59	Knoxville

MICHIGAN				5-7
Date	AP Rank	Result	Site	
12/5/58	-	-	W, 80-66	22-Kent
12/19/59	-	-	L, 60-70	Ann Arbor
12/3/60	-	-	W, 75-64	Knoxville
12/1/65	2	L	63-71	Ann Arbor
12/1/66	-	-	W, 72-54	Knoxville
12/7/74	19	L	74-78	Ann Arbor
12/6/75	8	16	W, 82-81	Knoxville
12/29/84	13	W	81-77	Knoxville
12/2/85	3	L	52-87	Ann Arbor
3/18/11	-	-	L, 45-75	1-Charlotte
3/28/14	8	L	71-73	1-Indianapolis
3/19/22	5	-	L, 68-76	1-Indianapolis

MICHIGAN STATE				2-5
Date	AP Rank	Result	Site	
1/23/39	-	-	L, 31-35	Knoxville
1/6/40	-	-	L, 20-29	East Lansing
12/30/70	10	-	W, 81-70	35-Los Angeles
12/18/71	-	-	W, 85-61	38-Knoxville
12/21/93	-	-	L, 60-69	Knoxville
12/20/94	17	L	68-79	East Lansing
3/28/10	15	13	L, 69-70	1-St. Louis

MIDDLE TENNESSEE STATE				9-2
Date	AP Rank	Result	Site	
3/18/88	-	-	L, 80-85	2-Murfreesboro
12/5/91	-	-	W, 86-83	Knoxville
12/10/99	16	-	W, 78-77	Knoxville
12/15/00	4	-	W, 99-83	70-Nashville
1/21/02	-	-	W, 74-56	Knoxville
11/10/06	25	-	W, 83-52	Knoxville
11/20/07	7	-	W, 109-40	Knoxville
11/21/08	14	-	W, 76-66	Murfreesboro
12/11/09	9	-	W, 75-54	52-Nashville
11/30/10	13	-	W, 86-56	Knoxville
3/19/12	-	-	L, 64-71	2-Knoxville

MILLIGAN (TN)				10-2
Date	AP Rank	Result	Site	
1/6/22	-	-	W, 31-14	Knoxville
1/22/23	-	-	W, 22-12	Knoxville
1/5/24	-	-	W, 24-11	Knoxville
2/16/31	-	-	W, 36-33	Knoxville
1/13/32	-	-	L, 26-32	Knoxville
1/16/33	-	-	L, 26-44	Knoxville
2/3/34	-	-	W, 31-26	Knoxville
12/20/39	-	-	W, 35-23	Knoxville
12/11/45	-	-	W, 50-38	Knoxville
12/7/46	-	-	W, 59-33	Knoxville
12/5/47	-	-	W, 76-36	Knoxville
12/13/47	-	-	W, 52-34	Johnson City

MILLSAPS (MS)				0-1
Date	AP Rank	Result	Site	
3/2/71	-	-	L, 28-29	44-Atlanta

MILWAUKEE				1-0
Date	AP Rank	Result	Site	
11/30/74	-	-	W, 85-65	Knoxville

MINNESOTA				1-0
Date	AP Rank	Result	Site	
12/17/79	-	-	W, 71-64	Knoxville

MISSISSIPPI [OLE MISS]				79-45
at Knoxville: 45-12				
at Oxford: 28-26				
Neutral: 6-7				

SEC Tournament: 6-7				
Biggest Win: 47 pts				
(102-55, Jan. 8, 1966 at Knoxville)				
Biggest Loss: 23 pts				
(60-83, March 5, 2016, at Knoxville)				
Longest Winning Streak: 11 games				
(Feb. 8, 1941 - Jan. 6, 1953)				
Longest Losing Streak: 4 games (two times,				
Feb. 14, 1990 - Feb. 27, 1991 and Feb. 5,				
1986 - Feb. 2, 1987)				

Current Streak: Tennessee 4 games				
--	--	--	--	--

Date	AP Rank	Result	Site	
1/28/24	-	-	L, 17-36	Oxford
1/29/24	-	-	L, 13-24	Oxford
1/10/25	-	-	W, 15-13	Knoxville
2/12/27	-	-	L, 34-39	Knoxville
3/3/38	-	-	L, 40-45	42-Baton Rouge
2/8/41	-	-	W, 61-29	Knoxville
1/10/42	-	-	W, 42-39	Oxford
3/1/45	-	-	W, 59-37	42-Louisville
1/11/46	-	-	W, 65-42	Oxford
2/10/47	-	-	W, 61-28	Knoxville
3/5/48	-	-	W, 81-62	42-Louisville
3/4/49	-	-	W, 74-49	42-Louisville
2/25/50	-	-	W, 79-57	Knoxville
2/10/51	-	-	W, 67-65	Oxford
1/12/52	-	-	W, 76-69	Knoxville
1/6/53	-	-	W, 81-71	Oxford
2/15/54	-	-	L, 73-92	Knoxville
2/14/55	-	-	W, 84-78	Oxford
2/13/56	-	-	W, 65-63	Knoxville
2/11/57	-	-	W, 98-88	Oxford
2/10/58	-	-	W, 68-63	Knoxville
2/9/59	-	-	W, 85-82	Oxford
2/8/60	-	-	W, 81-71	Knoxville
2/13/61	-	-	L, 55-57	Oxford
2/12/62	-	-	L, 81-98	Knoxville
2/11/63	-	-	L, 78-85	Oxford
2/10/64	-	-	W, 92-54	Knoxville
2/8/65	-	-	W, 96-50	Oxford
1/8/66	-	-	W, 102-55	Knoxville
1/27/67	-	-	W, 62-49	Knoxville
2/4/67	-	-	L, 53-56	Oxford
2/12/68	6	-	W, 66-65	Oxford
2/3/68	6	-	W, 88-46	Knoxville
1/6/69	-	-	W, 59-54	Oxford
2/10/69	-	-	W, 61-45	Knoxville
1/5/70	6	-	L, 57-59**	Knoxville
2/9/70	-	-	W, 72-60	Oxford
1/4/71	10	-	W, 98-85	Oxford
2/8/71	11	-	W, 80-74	Knoxville
1/10/72	-	-	W, 73-70	Knoxville
2/14/72	-	-	W, 68-58	Oxford
1/8/73	-	-	L, 52-60	Oxford
2/12/73	-	-	W, 51-49	Knoxville
1/12/74	-	-	L, 57-69	Oxford
2/11/74	-	-	W, 65-57	Knoxville
1/11/75	18	-	W, 102-82	Knoxville
2/10/75	15	-	L, 81-88	Oxford
1/24/76	10	-	W, 56-53	Oxford
2/21/76	9	-	W, 105-81	Knoxville
1/17/77	-	-	W, 86-72	Oxford

OUTLOOK

PLAYERS

STAFF

REVIEW

RESULTS

RECORDS

HONORS

POSTSEASON

VOLMANAC

MEDIA INFO



SERIES RESULTS

2/14/77	11	-	W, 87-75	Knoxville
1/7/78	-	-	L, 68-73	Oxford
2/4/78	-	-	W, 86-67	Knoxville
1/3/79	-	-	W, 72-67	Oxford
1/27/79	-	-	L, 64-65	Knoxville
1/2/80	-	-	W, 66-65	Oxford
1/30/80	-	-	L, 59-66	Knoxville
2/28/80	-	-	L, 74-76	42-Birmingham
1/7/81	13	-	W, 73-68	Knoxville
2/4/81	10	-	L, 52-71	Oxford
3/5/81	10	-	L, 71-81	42-Birmingham
1/6/82	-	-	W, 62-55	Oxford
2/3/82	16	-	L, 53-55*	Knoxville
1/8/83	12	-	L, 55-56*	Oxford
2/5/83	-	-	W, 65-53	Knoxville
1/8/84	-	-	W, 83-59	Knoxville
2/4/84	-	-	L, 56-57	Oxford
1/5/85	-	-	W, 70-63	Oxford
2/6/85	-	-	L, 57-58	Knoxville
1/4/86	-	-	W, 74-66	Knoxville
2/5/86	-	-	L, 55-59	Oxford
3/5/86	-	-	L, 56-73	42-Lexington
1/31/87	-	-	L, 70-73*	Knoxville
2/2/87	-	-	L, 70-71	Oxford
1/6/88	-	-	W, 77-68*	Knoxville
2/6/88	-	-	L, 73-81	Oxford
11/28/88	-	-	W, 84-79	Oxford
2/15/89	-	-	W, 83-71	Knoxville
12/16/89	-	-	W, 71-67	Knoxville
2/14/90	-	-	L, 80-81	Oxford
3/9/90	-	-	L, 86-87	42-Orlando
1/26/91	-	-	L, 72-75	Oxford
2/27/91	-	-	L, 88-93	Knoxville
3/7/91	-	-	W, 94-85	42-Nashville
2/19/92	-	-	W, 98-86	Knoxville
1/30/93	-	-	W, 75-62	Oxford
2/16/94	-	-	W, 72-69	Knoxville
2/22/95	-	-	W, 75-61	Oxford
1/31/96	-	-	W, 67-52	Knoxville
1/22/97	-	-	L, 48-70	Oxford
1/17/98	-	11	W, 77-67	Knoxville
2/17/99	-	-	W, 69-67	Oxford
1/15/00	12	-	W, 98-60	Knoxville
2/10/01	10	25	L, 71-87	Oxford
3/9/01	-	14	L, 73-86	42-Nashville
1/6/02	-	-	W, 82-76	Knoxville
1/11/03	-	-	W, 66-64	Oxford
2/18/04	-	-	W, 83-66	Knoxville
2/19/05	-	-	L, 58-60	Oxford
2/4/06	13	-	W, 86-72	Knoxville
1/24/07	-	-	L, 69-83	Oxford
1/9/08	8	16	W, 85-83	Knoxville
2/18/09	-	-	L, 65-81	Oxford
1/16/10	9	21	W, 71-69*	Knoxville
3/12/10	15	-	W, 76-65	42-Nashville
1/29/11	-	-	W, 74-57	Oxford
2/22/12	-	-	W, 73-60	Knoxville
3/9/12	-	-	L, 72-77*	42-New Orleans
1/9/13	-	-	L, 74-92	Knoxville
1/24/13	-	23	L, 56-62	Oxford
1/29/14	-	-	W, 86-70	Knoxville
2/21/15	-	-	L, 57-59	Oxford
3/5/16	-	-	L, 60-83	Knoxville
1/17/17	-	-	L, 69-80	Oxford
2/8/17	-	-	W, 75-66	Knoxville
2/3/18	18	-	W, 94-61	Knoxville
2/24/18	19	-	W, 73-65	Oxford
2/27/19	7	-	W, 73-71	Oxford
1/21/20	-	-	W, 73-48	Knoxville
2/2/21	11	-	L, 50-52	Oxford
1/5/22	18	-	W, 66-60*	Knoxville
12/28/22	7	-	W, 63-59	Oxford
3/9/23	17	-	W, 70-55	42-Nashville
1/6/24	5	22	W, 90-64	Knoxville

MISSISSIPPI COLLEGE				1-0
Date	AP Rank	Result	Site	
2/25/22	-	-	W, 19-18	44-Atlanta

MISSISSIPPI STATE				90-46
at Knoxville: 48-11				
at Starkville: 32-30				
Neutral: 10-5				
SEC Tournament: 10-4				
Biggest Win: 34 pts (87-53, Jan. 3, 2023 at Knoxville)				
Biggest Loss: 27 pts (68-95, Feb. 2, 1991 at Starkville)				
Longest Winning Streak: 17 games (Feb. 14, 1939 - March 3, 1949)				
Longest Losing Streak: 4 games (three times, last Jan. 5, 1994 - Jan. 27, 1996)				
Current Streak: Mississippi State 2 games				
Date	AP Rank	Result	Site	
(AS MISSISSIPPI A&M)				
1/15/24	-	-	W, 20-17	Knoxville
1/30/24	-	-	L, 26-48	Starkville
2/29/24	-	-	L, 18-33	44-Atlanta
(AS MISSISSIPPI STATE COLLEGE)				
1/5/38	-	-	L, 31-35	Knoxville
1/15/38	-	-	L, 31-34	Starkville
3/3/38	-	-	W, 41-34	42-Baton Rouge
1/14/39	-	-	L, 24-25	Starkville
2/14/39	-	-	W, 42-30	Knoxville
1/24/41	-	-	W, 37-28	Knoxville
2/27/41	-	-	W, 35-29	42-Louisville
2/27/42	-	-	W, 50-40	42-Louisville
1/8/43	-	-	W, 35-33	Starkville
2/6/43	-	-	W, 42-36	Knoxville
1/12/45	-	-	W, 41-26	Starkville
2/3/45	-	-	W, 44-27	Knoxville
1/12/46	-	-	W, 52-27	Starkville
2/4/46	-	-	W, 38-31	Knoxville
1/10/47	-	-	W, 35-34	Starkville
2/1/47	-	-	W, 65-36	Knoxville
1/12/48	-	-	W, 64-57	Knoxville
2/2/48	-	-	W, 47-46	Starkville
3/4/48	-	-	W, 73-52	42-Louisville
2/12/49	-	-	W, 63-58	Knoxville
3/3/49	-	-	W, 73-46	42-Louisville
1/23/50	17	-	L, 56-65	Starkville
2/12/51	-	-	W, 76-75	Starkville
2/23/52	-	-	W, 78-69	Knoxville
1/5/53	-	-	L, 63-65	Starkville
2/13/54	-	-	W, 97-81	Knoxville
2/12/55	-	-	W, 93-67	Starkville
2/11/56	-	-	L, 58-75	Knoxville
2/9/57	-	-	L, 90-97**	Starkville
2/8/58	-	17	W, 104-83	Knoxville
(AS MISSISSIPPI STATE UNIVERSITY)				
2/7/59	-	11	L, 45-52	Starkville
2/6/60	-	-	W, 48-38	Knoxville
2/11/61	-	-	L, 67-72	Starkville
2/10/62	-	9	L, 67-91	Knoxville
2/9/63	-	8	L, 59-63	Starkville
2/8/64	-	-	W, 82-58	Knoxville
2/6/65	-	-	W, 77-57	Knoxville
1/15/66	-	-	L, 74-75**	Starkville
1/30/67	-	-	W, 67-45	Knoxville
3/6/67	8	-	W, 78-76***	Starkville
1/29/68	6	-	W, 65-57	Starkville
3/4/68	-	-	W, 63-51	Knoxville
1/4/69	-	-	L, 57-58	Starkville
2/8/69	-	-	W, 80-50	Knoxville
1/3/70	6	-	W, 58-56	Knoxville
2/7/70	-	-	W, 72-60	Starkville
1/2/71	10	-	L, 67-69	Starkville
2/6/71	11	-	W, 88-65	Knoxville
1/8/72	-	-	W, 82-49	Knoxville
2/12/72	-	-	W, 71-61	Starkville
1/6/73	-	-	W, 86-67	Starkville
2/10/73	-	-	W, 93-76	Knoxville
1/26/74	-	-	W, 70-61	Knoxville
2/25/74	-	-	L, 58-62	Starkville
1/25/75	-	-	W, 97-87	Starkville
2/24/75	-	-	W, 109-83	Knoxville
2/2/76	9	-	W, 75-66	Knoxville

3/1/76	11	-	W, 78-76	Starkville
1/24/77	14	-	W, 68-59	Knoxville
2/21/77	14	-	W, 76-68	Starkville
1/16/78	-	-	L, 68-70	Knoxville
2/13/78	-	-	L, 60-62	Starkville
1/8/79	-	18	L, 62-72	Knoxville
2/5/79	-	-	L, 84-90**	Starkville
1/17/80	20	-	W, 70-61	Starkville
2/13/80	-	-	W, 85-73	Knoxville
1/21/81	8	-	W, 81-57	Knoxville
2/18/81	8	-	W, 73-70	Starkville
1/20/82	20	-	W, 54-44	Starkville
2/17/82	-	-	W, 50-48	Knoxville
1/15/83	18	-	L, 74-75*	Knoxville
2/12/83	-	-	L, 66-75	Starkville
1/14/84	-	-	L, 56-63*	Starkville
2/11/84	-	-	W, 45-42	Knoxville
1/23/85	-	-	L, 66-82	Starkville
2/23/85	-	-	W, 79-64	Knoxville
1/22/86	-	-	W, 69-51	Knoxville
2/22/86	-	-	L, 49-57	Starkville
1/21/87	-	-	W, 74-61	Knoxville
2/21/87	-	-	L, 60-62	Starkville
1/27/88	-	-	W, 63-48	Starkville
2/27/88	-	-	W, 64-62	Knoxville
1/7/89	17	-	W, 86-85	Starkville
2/8/89	-	-	W, 81-71	Knoxville
1/6/90	-	-	W, 82-77	Knoxville
2/7/90	-	-	W, 84-83*	Starkville
1/2/91	-	-	L, 65-70	Knoxville
2/2/91	-	-	L, 68-95	Starkville
3/8/91	-	18	W, 87-70	42-Nashville
2/12/92	-	-	L, 76-94	Starkville
1/16/93	-	-	W, 92-75	Knoxville
1/5/94	-	-	L, 66-80	Knoxville
1/30/94	-	-	L, 69-73	42-Memphis
2/18/95	-	23	L, 52-60	Knoxville
1/27/96	-	-	L, 59-60	Starkville
2/15/97	-	-	W, 54-53	Knoxville
2/17/98	-	-	W, 87-63	Starkville
2/6/99	-	-	L, 82-88	Knoxville
3/5/99	18	-	L, 56-62	42-Atlanta
2/6/00	6	-	W, 88-81	Starkville
1/20/01	4	-	W, 84-79	Knoxville
1/16/02	-	-	L, 91-92*	Starkville
3/5/03	-	23	W, 59-49	Knoxville
1/28/04	-	11	L, 60-82	Starkville
1/12/05	-	11	W, 64-63	Knoxville
1/25/06	19	-	W, 88-65	Starkville
1/7/07	19	-	W, 92-84	Knoxville
2/2/08	7	-	W, 76-71	Starkville
2/25/09	-	-	W, 81-76	Knoxville
3/15/09	-	-	L, 64-61	42-Tampa
3/6/10	16	-	W, 75-59	Starkville
2/26/11	-	-	L, 69-70	Knoxville
1/12/12	-	20	L, 58-62	Starkville
1/19/13	-	-	W, 72-57	Knoxville
3/14/13	-	-	W, 69-53	42-Nashville
2/26/14	-	-	W, 75-68	Starkville
1/7/15	-	-	W, 61-47	Starkville
2/3/15	-	-	L, 66-71	Knoxville
1/16/16	-	-	W, 80-75	Starkville
1/21/17	-	-	W, 91-74	Knoxville
2/4/17	-	-	L, 59-64	Starkville
2/27/18	16	-	W, 76-54	Starkville
3/9/18	13	-	W, 62-59	42-St. Louis
3/5/19	5	-	W, 71-54	Knoxville
3/15/19	8	-	W, 83-76	42-Nashville
2/1/20	-	-	L, 73-86	Starkville
1/26/21	18	-	W, 56-53	Knoxville
2/9/22	19	-	W, 72-63	Starkville
3/11/22	9	-	W, 72-59	42-Tampa
1/3/23	8	-	W, 87-53	Knoxville
1/17/23	9	-	W, 70-59	Starkville
1/10/24	5	-	L, 72-77	Starkville
3/15/24	5	-	L, 56-73	42-Nashville

MISSOURI 12-10

at Knoxville: 5-4
at Columbia: 6-5

Neutral: 1-1

SEC Tournament: 0-1

Biggest Win: 24 pts

(87-63, Jan. 8, 2019 at Columbia)

Biggest Loss: 25 pts

(61-86, Dec. 20, 1961 at Knoxville)

Longest Winning Streak: 4 games

(Jan. 8, 2019 - Dec. 30, 2020)

Longest Losing Streak: 3 games

(Dec. 20, 1961 - Dec. 16, 1972)

Current Streak: Tennessee 1 game

12/20/62	-	-	L, 47-54	Columbia
12/16/72	-	12	L, 57-67	38-Knoxville
12/21/74	-	-	W, 99-77	6-St. Petersburg
12/10/84	-	-	L, 61-70	Columbia
12/14/85	-	-	W, 67-54	Knoxville
3/9/13	-	-	W, 64-62	Knoxville
2/15/14	-	-	L, 70-75	Columbia
3/8/14	-	-	W, 72-45	Knoxville
1/17/15	-	-	W, 59-51	Columbia
2/13/16	-	-	L, 64-75	Columbia
2/18/17	-	-	W, 90-70	Knoxville
1/17/18	21	-	L, 55-59	Columbia
1/8/19	3	-	W, 87-63	Columbia
2/5/19	1	-	W, 72-60	Knoxville
1/7/20	-	-	W, 69-59	Columbia
12/30/20	7	12	W, 73-53	Columbia
1/23/21	6	19	L, 64-73	Knoxville
2/22/22	17	-	W, 80-61	Columbia
2/11/23	6	-	L, 85-86	Knoxville
3/10/23	17	25	L, 71-79	42-Nashville
2/20/24	5	-	W, 72-67	Columbia

MISSOURI STATE 1-1

Date	AP Rank	Result	Site
(AS SOUTHWEST MISSOURI STATE)			
3/14/99	20	- L, 51-81	1-Charlotte
(AS MISSOURI STATE)			
11/17/10	24	- W, 60-56	25-Knoxville

MONTANA STATE 3-0

Date	AP RankResult			Site
12/6/77	-	-	W, 92-76	Knoxville
12/19/69	8	-	W, 71-62	38-Knoxville
12/16/83	-	-	W, 64-41	38-Knoxville

MOREHEAD STATE 4-0

Date	AP Rank	Result	Site
12/7/83	-	- W, 75-63	Knoxville
12/7/94	-	- W, 70-52	Knoxville
11/24/96	-	- W, 85-63	Knoxville
12/23/13	-	- W, 82-67	Knoxville

MURPHY COLLEGE (TN) 2-0

Date	AP Rank	Result	Site
2/5/16	-	- W, 43-16	Knoxville
2/11/16	-	- W, 34-20	Sevierville

MURRAY STATE 4-0

Date	AP Rank		Result	Site
2/24/45	-	-	W, 57-38	Knoxville
11/30/05	-	-	W, 64-53	70-Nashville
12/1/06	-	-	W, 89-64	Knoxville
11/12/19	-	-	W, 82-63	Knoxville

NAVY 2-0

Date	AP Rank	Result	Site
12/13/74	-	- W, 86-59	38-Knoxville
12/27/83	-	- W, 76-61	28-Honolulu

NEBRASKA 0-3

Date	AP RankResult			Site
12/13/03	-	-	L, 62-77	Lincoln
12/30/04	-	-	L, 61-62	Knoxville
11/28/15	-	-	L, 71-82	61-New York City

NEW MEXICO 2-2

Date	AP RankResult			Site
12/5/89	-	-	W, 96-85*	Knoxville
12/20/90	-	-	L, 80-83	Albuquerque
1/4/03	-	-	W, 71-64	Knoxville
12/18/04	-	-	L, 58-77	Albuquerque

NEW MEXICO STATE 0-1

Date	AP Rank	Result	Site
(AS NEW MEXICO A&M)			
12/30/55	-	- L, 64-74	Knoxville

NEW ORLEANS 1-0

Date	AP Rank	Result	Site
12/11/82	14	- W, 76-74	Knoxville

NYU 1-0

Date	AP Rank	Result	Site
12/25/44	-	-	W, 50-48 New York City

NIAGARA 1-2

Date	AP RankResult			Site
12/27/69	6	-	L, 68-69	4-Okla. City
12/28/72	-	-	L, 62-66	12-New York City
12/15/78	-	-	W, 100-80	38-Knoxville

NORFOLK STATE 1-0

Date	AP Rank	Result	Site
1/2/24	5	- W, 87-50	Knoxville

NORTH CAROLINA 2-10

Date	AP Rank	Result	Site
2/21/11	-	- L, 21-40	Chapel Hill
2/25/27	-	- L, 17-32	44-Atlanta
1/5/29	-	- L, 26-28	Knoxville
2/26/32	-	- L, 25-35	45-Atlanta
1/5/47	-	- L, 43-52	Chapel Hill
1/31/49	-	- W, 84-56	Knoxville
3/24/00	11	- L, 69-74	1-Austin
11/23/04	- 11	L, 81-94	49-Maui
11/24/06	22 2	L, 87-101	25-New York City
12/11/16	- 7	L, 71-73	Chapel Hill
12/17/17	20 7	L, 73-78	Knoxville
11/21/21	17 18	W, 89-72	65-Uncasville
11/29/23	10 17	L, 92-100	71-Chapel Hill

UNC ASHEVILLE 11-0

Date	AP Rank/Result		Site
11/19/97	-	- W, 75-69	Knoxville
11/24/99	17	- W, 79-63	Knoxville
11/30/00	7	- W, 85-59	Knoxville
12/30/03	-	- W, 80-57	Knoxville
12/19/07	12	- W, 86-73	Knoxville
12/3/08	10	- W, 87-69	Knoxville
11/17/09	10	- W, 124-49	Knoxville
12/20/11	-	- W, 72-68	Knoxville
11/15/12	-	- W, 75-68	57-Bayamon
11/13/15	-	- W, 82-78	Knoxville
11/5/19	-	- W, 78-63	Knoxville

UNC GREENSBORO 3-0

Date	AP RankResult			Site
12/22/98	-	-	W, 92-60	Knoxville
11/11/11	-	-	W, 92-63	Knoxville
12/11/21	13	-	W, 76-36	Knoxville

UNC WILMINGTON 2-0

Date	AP Rank	Result	Site
12/21/85	-	- W, 85-57	38-Knoxville
11/14/06	24	- W, 87-75	25-Nashville

NORTH CAROLINA A&T 2-0

Date	AP Rank	Result	Site
11/27/07	11	- W, 93-59	Knoxville
12/23/09	16	- W, 99-78	Knoxville

NC STATE 4-7

Date	AP Rank	Result	Site
3/1/29	-	- L, 32-48	45-Atlanta
12/2/61	-	- L, 64-71	Raleigh
1/26/66	-	- W, 65-54	70-Memphis
3/1/67	8	- W, 65-62	70-Greensboro
2/25/91	-	- L, 82-90	Knoxville
1/27/92	-	- W, 92-78	Raleigh
2/13/93	-	- L, 72-74	Raleigh
2/7/94	-	- L, 70-72*	Knoxville
12/18/13	-	- L, 58-65	Knoxville
12/17/14	-	- L, 72-83	Raleigh
11/24/17	-	- W, 67-58	58-Paradise Island
12/16/23	12	- W, 79-70	69-San Antonio

NORTH TEXAS 1-0

Date	AP Rank	Result	Site
11/30/73	-	- W, 80-71	Knoxville

NORTHERN MICHIGAN 1-0

Date	AP Rank	Result	Site
12/1/70	-	- W, 90-68	Knoxville

NORTHWESTERN 0-1

Date	AP RankResult			Site
12/21/77	-	-	L, 86-93	30-Las Vegas

NOTRE DAME 0-1

Date	AP Rank	Result	Site
3/11/79	20 5	L, 67-73	1-Murfreesboro

OAKLAND 1-2

Date	AP RankResult			Site
12/14/11	7	-	L, 82-89	Knoxville
11/28/11	-	-	L, 81-89	Oakland
11/26/12	-	-	W, 77-50	Knoxville

OHIO NORTHERN 1-0

Date	AP Rank	Result	Site
11/25/83	- -	W, 40-33	Knoxville

OHIO 3-2

Date	AP Rank	Result	Site
2/20/26	-	- L, 30-50	Athens
12/30/44	-	- W, 40-36	70-Buffalo
3/17/69	-	- W, 75-64	2-New York City
12/21/87	-	- L, 70-72	Knoxville
3/20/10	15	- W, 83-68	1-Providence

OHIO STATE 2-4

Date	AP RankResult			Site
12/9/78	-	-	L, 78-86	Knoxville
12/22/79	-	2	L, 65-91	Columbus
1/13/07	16	5	L, 66-68	Columbus
3/22/07	25	1	L, 84-85	1-San Antonio
1/19/08	6	-	W, 74-69	Knoxville
3/26/10	15	5	W, 76-73	1-St. Louis

OKLAHOMA 1-0

Date	AP Rank	Result	Site
12/13/68	-	- W, 55-49	38-Knoxville

OKLAHOMA CITY 1-0

Date	AP Rank	Result	Site
12/22/82	9	- W, 99-56	Knoxville

OKLAHOMA STATE 1-3

Date	AP RankResult			Site
12/22/05	23	-	L, 73-89	4-Oklaoma City
12/18/06	-	15	W, 79-77	70-Nashville
3/20/09	-	-	L, 75-77	1-Dayton
11/16/12	-	-	L, 45-62	57-Bayamon

OUTLOOK

PLAYERS

STAFF

REVIEW

RESULTS

RECORDS

HONORS

POSTSEASON

VOLMANAC

MEDIA INFO



SERIES RESULTS

OREGON				1-1
Date	AP Rank	Result	Site	
12/29/64	-	-	W, 70-63	14-Portland
11/22/16	-	13	L, 65-69*	49-Maui

OREGON STATE				1-4
Date	AP Rank	Result	Site	
12/30/64	-	-	L, 27-48	14-Portland
12/23/70	12	-	W, 89-61	Knoxville
12/10/89	-	24	L, 90-96*	Knoxville
12/22/90	-	-	L, 66-82	Corvallis
3/19/21	-	-	L, 56-70	1-Indianapolis

PENN				1-0
Date	AP Rank	Result	Site	
12/28/75	10	-	W, 77-70	33-New Orleans

PENN STATE				1-2
Date	AP Rank	Result	Site	
12/17/71	-	-	W, 57-55	38-Knoxville
12/2/95	-	-	L, 57-69	Knoxville
12/7/96	-	-	L, 41-42*	State College

PEPPERDINE				1-0
Date	AP Rank	Result	Site	
12/29/87	-	-	W, 96-75	38-Knoxville

PITTSBURGH				4-2
Date	AP Rank	Result	Site	
12/29/61	-	-	W, 84-83	13-Evansville
12/29/81	-	-	L, 54-55	14-Portland
12/6/98	-	20	W, 56-53	Knoxville
12/4/99	18	-	W, 76-50	Pittsburgh
12/11/10	11	3	W, 83-76	55-Pittsburgh
12/3/11	-	17	L, 56-61	55-Knoxville

PORTLAND				1-1
Date	AP Rank	Result	Site	
12/28/64	-	-	W, 70-59	14-Portland
12/27/81	-	-	L, 62-71	14-Portland

PRAIRIE VIEW A&M				1-0
Date	AP Rank	Result	Site	
11/16/07	7	-	W, 89-75	51-Knoxville

PRESBYTERIAN				4-0
Date	AP Rank	Result	Site	
12/18/12	-	-	W, 78-62	Knoxville
12/6/16	-	-	W, 90-50	Knoxville
11/10/17	-	-	W, 88-53	Knoxville
11/30/21	13	-	W, 86-44	Knoxville

PRINCETON				1-0
Date	AP Rank	Result	Site	
12/28/59	-	-	W, 79-71	Knoxville

PROVIDENCE				1-1
Date	AP Rank	Result	Site	
12/19/70	14	-	W, 77-58	38-Knoxville
12/28/73	-	9	L, 60-64	28-Honolulu

PURDUE				2-5
Date	AP Rank	Result	Site	
12/6/80	-	-	W, 78-69	Knoxville
11/28/81	-	-	L, 68-82	West Lafayette
11/23/09	9	6	L, 72-73	56-St. Thomas
11/22/17	-	18	W, 78-75*	58-Paradise Island
3/28/19	6	13	L, 94-99*	1-Louisville
11/21/23	7	2	L, 67-71	49-Honolulu
3/31/24	6	3	L, 66-72	1-Detroit

RADFORD				3-0
Date	AP Rank	Result	Site	
1/13/93	-	-	W, 105-63	Knoxville
1/2/00	16	-	W, 72-46	Knoxville
12/17/01	-	-	W, 72-66	Knoxville

RHODE ISLAND				0-1
Date	AP Rank	Result	Site	
3/17/45	-	-	L, 44-51	2-New York City

RICE				1-3
Date	AP Rank	Result	Site	
12/22/51	-	-	L, 60-64	Knoxville
12/19/53	-	-	L, 66-78	Knoxville
12/3/62	-	-	W, 75-52	Knoxville
12/6/63	-	-	L, 56-61	Houston

RICHMOND				3-0
Date	AP Rank	Result	Site	
12/2/64	-	-	W, 97-66	Knoxville
12/1/67	-	-	W, 93-45	Knoxville
12/22/84	-	-	W, 77-64	Knoxville

ROANOKE				1-0
Date	AP Rank	Result	Site	
1922	-	-	W, 33-28	Roanoke

ROLLINS (FL)				1-0
Date	AP Rank	Result	Site	
11/29/80	-	-	W, 94-58	Knoxville

RUTGERS				2-0
Date	AP Rank	Result	Site	
3/14/69	-	-	W, 67-51	2-New York City
11/19/92	-	-	W, 87-79	25-Piscataway

SAINT LOUIS				0-1
Date	AP Rank	Result	Site	
12/27/65	-	-	L, 57-59	28-Honolulu

SAMDOR				2-0
Date	AP Rank	Result	Site	
11/28/77	-	-	W, 83-79	Knoxville
12/19/18	3	-	W, 83-70	Knoxville

SAN DIEGO STATE				3-0
Date	AP Rank	Result	Site	
12/29/79	-	-	W, 96-77	8-San Diego
12/21/88	19	-	W, 77-75	23-San Diego
3/18/10	15	-	W, 62-59	1-Providence

SAN FRANCISCO				1-2
Date	AP Rank	Result	Site	
12/18/70	14	-	W, 79-59	38-Knoxville
12/10/76	15	6	L, 77-86	36-Salt Lake City
12/2/77	-	5	L, 75-84	15-Tempe

SAN JOSE STATE				2-0
Date	AP Rank	Result	Site	
12/22/78	-	-	W, 73-68	7-Santa Clara
12/28/82	8	-	W, 50-42	2-Las Vegas

SANTA CLARA				2-0
Date	AP Rank	Result	Site	
12/29/73	-	-	W, 80-76	28-Honolulu
11/27/14	-	-	W, 64-57	54-Orlando

SAVANNAH STATE				1-0
Date	AP Rank	Result	Site	
3/13/12	-	-	W, 65-51	2-Knoxville

ST. FRANCIS (BROOKLYN)				1-0
Date	AP Rank	Result	Site	
12/17/82	11	-	W, 70-51	38-Knoxville

ST. FRANCIS (PA)				1-0
Date	AP Rank	Result	Site	
12/26/69	6	-	W, 82-59	4-Oklahoma City

ST. JOHN'S				3-5
Date	AP Rank	Result	Site	
12/26/42	-	-	L, 41-52	New York City
12/2/48	-	-	L, 45-67	New York City
3/20/71	17	-	W, 84-83	2-New York City
12/27/72	-	-	L, 55-56	12-New York City
12/9/75	7	-	L, 70-79	New York City
12/18/76	-	20	W, 86-81	Knoxville
12/4/79	-	9	W, 97-80	Knoxville
11/24/01	-	-	L, 55-69	16-Anchorage

ST. JOSEPH'S				2-2
Date	AP Rank	Result	Site	
12/4/48	-	-	L, 68-83	Philadelphia
12/9/97	-	-	W, 74-54	Knoxville
12/10/98	21	-	L, 53-55	Philadelphia
12/21/20	8	-	W, 102-66	Knoxville

ST. MARY'S COLLEGE OF MARYLAND				0-1
Date	AP Rank	Result	Site	
2/17/09	-	-	L, 23-26	St. Mary

SAINT PETER'S				2-0
Date	AP Rank	Result	Site	
3/14/84	-	-	W, 54-40	2-Knoxville
3/21/24	6	-	W, 83-49	1-Charlotte

ST. THOMAS (FL)				3-0
Date	AP Rank	Result	Site	
(AS BISCAYNE COLLEGE)				
11/29/75	9	-	W, 81-63	Knoxville
11/24/78	-	-	W, 72-68	Knoxville
11/27/82	13	-	W, 84-59	Knoxville

SETON HALL				2-1
Date	AP Rank	Result	Site	
12/11/76	15	-	W, 99-90	36-Salt Lake City
12/23/78	-	-	W, 94-80	7-Santa Clara
11/21/92	-	6	L, 64-72	25-E. Rutherford

SEWANEEN (TN)				20-1
Date	AP Rank	Result	Site	
1/20/24	-	-	W, 46-20	Knoxville
2/14/28	-	-	L, 31-39	Knoxville
2/22/29	-	-	W, 22-15	Sewanee
2/6/30	-	-	W, 37-26	Knoxville
1/15/36	-	-	W, 41-18	Knoxville
2/19/36	-	-	W, 46-35	Sewanee
1/19/37	-	-	W, 47-12	Knoxville
2/20/37	-	-	W, 36-23	Sewanee
1/18/38	-	-	W, 39-20	Knoxville
2/22/38	-	-	W, 33-27	Sewanee
1/18/39	-	-	W, 51-27	Knoxville
2/22/39	-	-	W, 44-20	Sewanee
1/26/40	-	-	W, 46-19	Sewanee
2/10/40	-	-	W, 36-28	Knoxville
12/5/50	-	-	W, 74-51	Knoxville
12/15/56	-	-	W, 79-48	Knoxville
12/7/57	-	-	W, 89-40	Sewanee
1/20/58	13	-	W, 92-39	Knoxville
12/15/62	-	-	W, 65-45	Knoxville
12/11/63	-	-	W, 55-31	Knoxville
12/9/64	-	-	W, 77-42	Knoxville

SIENA				1-0
Date	AP Rank	Result	Site	
11/27/08	12	-	W, 78-64	54-Orlando

SOUTH ALABAMA				1-0
Date	AP Rank	Result	Site	
1/4/06	-	-	W, 87-69	Knoxville

SOUTH CAROLINA				53-29
at Knoxville: 31-10				
at Columbia: 19-17				
Neutral: 3-2				
SEC Tournament: 3-2				
Biggest Win: 43 pts				
(85-42, Jan. 7, 2023 at Columbia)				
Biggest Loss: 34 pts				
(60-94, Jan. 23, 2002 at Knoxville)				
Longest Winning Streak: 15 games				
(Jan. 12, 2008 - Jan. 20, 2015)				
Longest Losing Streak: 6 games				
(March 4, 1995 - Jan. 21, 1998)				
Current Streak: Tennessee 1 game				

Date	AP Rank	Result	Site
1/15/27	-	- L, 24-39	Columbia
12/28/28	-	- W, 29-20	Knoxville

12/29/28	-	-	W, 22-14	Knoxville
1/5/33	-	-	L, 29-33	Knoxville
12/18/37	-	-	W, 31-21	Columbia
1/9/39	-	-	W, 44-18	Knoxville
12/21/54	-	-	W, 96-82	Knoxville
12/19/56	-	-	W, 94-81	Knoxville
12/17/59	-	-	W, 94-80	Knoxville
12/4/61	-	-	L, 66-79	Columbia
12/6/69	-	1	W, 55-54	Columbia
12/2/72	14	16	W, 55-45	Knoxville
12/17/88	16	-	L, 81-83*	Knoxville
12/18/89	-	-	W, 67-60	Columbia
1/15/92	-	-	L, 59-73	Columbia
2/29/92	-	-	W, 87-64	Knoxville
3/12/92	-	-	W, 70-63	42-Birmingham
1/6/93	-	-	L, 85-95	Knoxville
2/10/93	-	-	L, 107-111**	Columbia
1/19/94	-	-	L, 62-64	Columbia
2/26/94	-	-	L, 64-72	Knoxville
1/11/95	-	-	W, 61-57	Knoxville
3/4/95	-	-	L, 50-66	Columbia
1/10/96	-	-	L, 58-62	Knoxville
2/28/96	-	-	L, 52-66	Columbia
1/8/97	-	-	L, 41-73	Columbia
2/22/97	-	9	L, 58-69	Knoxville
1/21/98	-	14	L, 51-81	Columbia
2/7/98	-	13	W, 70-69	Knoxville
1/9/99	-	-	W, 86-57	Knoxville
2/20/99	-	-	W, 65-50	Columbia
1/5/00	15	-	W, 60-52	Columbia
1/29/00	11	-	W, 73-66	Knoxville
3/10/00	6	-	L, 68-75	42-Atlanta
1/13/01	4	-	W, 79-71	Knoxville
2/27/01	-	-	W, 68-67*	Columbia
1/23/02	-	-	L, 60-94	Knoxville
2/9/02	-	-	L, 54-72	Columbia
1/29/03	-	-	W, 60-56	Knoxville
2/19/03	-	-	L, 63-77	Knoxville
1/17/04	-	-	L, 65-85	Columbia
3/6/04	-	-	W, 63-56	Knoxville
1/15/05	-	-	L, 63-66	Columbia
2/23/05	-	-	W, 80-72	Knoxville
1/8/06	-	-	W, 76-69	Columbia
1/28/06	19	-	W, 81-65	Knoxville
3/10/06	14	-	L, 71-79	42-Nashville
1/20/07	22	-	W, 64-61	Knoxville
2/17/07	-	-	L, 64-81	Columbia
1/12/08	8	-	W, 80-56	Columbia
3/9/08	4	-	W, 89-56	Knoxville
3/14/08	4	-	W, 89-87	42-Atlanta
1/17/09	24	-	W, 82-79	Knoxville
3/5/09	-	-	W, 86-70	Columbia
2/6/10	14	-	W, 79-53	Knoxville
2/20/10	20	-	W, 63-55	Columbia
2/16/11	-	-	W, 73-67	Knoxville
3/3/11	-	-	W, 73-69	Columbia
2/8/12	-	-	W, 69-57	Knoxville
2/25/12	-	-	W, 73-64	Columbia
2/10/13	-	-	W, 66-61	Columbia
2/8/14	-	-	W, 72-53	Knoxville
3/14/14	-	-	W, 59-44	42-Atlanta
1/20/15	-	-	W, 66-62	Columbia
3/7/15	-	-	L, 49-60	Knoxville
1/23/16	-	24	W, 78-69	Knoxville
2/24/16	-	-	L, 58-84	Columbia
1/11/17	-	-	L, 70-83	Knoxville
2/25/17	-	-	L, 55-82	Columbia
1/20/18	21	-	W, 70-63	Columbia
2/13/18	18	-	W, 70-67	Knoxville
1/29/19	1	-	W, 92-70	Knoxville
2/13/19	1	-	W, 85-73	Knoxville
1/11/20	-	-	W, 56-55	Knoxville
2/15/20	-	-	L, 61-63	Columbia
2/17/21	19	-	W, 93-73	Knoxville
1/11/22	22	-	W, 66-46	Knoxville
2/5/22	22	-	W, 81-57	Columbia
1/7/23	8	-	W, 85-42	Columbia
2/25/23	11	-	W, 85-45	Knoxville
1/30/24	5	-	L, 59-63	Knoxville
3/6/24	4	17	W, 66-59	Columbia

SOUTH CAROLINA UPSTATE				3-0
Date	AP Rank	Result	Site	
11/16/13	-	-	W, 74-65	Knoxville
12/23/20	8	-	W, 80-60	Knoxville
12/14/21	18	-	W, 96-52	Knoxville

SOUTH FLORIDA [USF]				6-0
Date	AP Rank	Result	Site	
12/10/73	-	-	W, 117-90	Knoxville
11/27/76	16	-	W, 94-64	Knoxville
1/30/95	-	-	W, 62-57	Tampa
12/22/95	-	-	W, 54-43	Knoxville
12/19/98	-	-	W, 75-68*	Tampa
11/29/99	18	-	W, 102-90	Knoxville

SOUTHERN CALIFORNIA [USC]				5-3
Date	AP Rank	Result	Site	
12/28/67	4	-	W, 78-68	21-Los Angeles
12/27/86	-	-	L, 76-81*	Knoxville
12/12/87	-	-	W, 74-61	Los Angeles
12/18/96	-	-	W, 71-59	Knoxville
12/30/97	-	-	W, 74-70	Los Angeles
12/19/09	9	-	L, 55-77	Los Angeles
12/21/10	19	-	L, 64-65	Knoxville
11/24/22	22	-	W, 73-66*58-Paradise Island	

SOUTHERN ILLINOIS				2-0
Date	AP Rank	Result	Site	
12/14/68	-	-	W, 54-41	38-Knoxville
12/22/99	11	-	W, 87-74	26-Bayamon

SMU				2-0
Date	AP Rank	Result	Site	
12/7/00	6	-	W, 85-76	Knoxville
12/6/01	-	-	W, 79-62	Dallas

SOUTHERN MISS				1-0
Date	AP Rank	Result	Site	
12/14/84	-	-	W, 89-73	38-Knoxville

SOUTHEASTERN LOUISIANA				1-0
Date	AP Rank	Result	Site	
11/22/85	-	-	W, 79-58	Knoxville

SPRINGFIELD				1-0
Date	AP Rank	Result	Site	
12/15/55	-	-	W, 76-33	Knoxville

STANFORD				2-0
Date	AP Rank	Result	Site	
12/22/56	-	-	W, 51-47	Knoxville
11/22/04	-	-	W, 69-57	49-Maui

SYRACUSE				4-3
Date	AP Rank	Result	Site	
12/15/72	-	-	W, 87-83	38-Knoxville
3/13/77	7	10	L, 88-93*	1-Baton Rouge
12/9/92	-	15	L, 81-87	Knoxville
11/28/93	-	20	L, 65-98	Syracuse
12/22/00	4	12	W, 83-70	Syracuse
1/19/02	-	8	W, 66-62	Knoxville
11/20/23	7	-	W, 73-56	49-Honolulu

TAMPA (FL)				2-1
Date	AP Rank	Result	Site	
12/20/48	-	-	W, 74-50	Tampa
12/21/49	-	-	L, 63-66	70-Chattanooga
12/21/68	-	-	W, 53-51	Tampa

TEMPLE				3-3
Date	AP Rank	Result	Site	
12/27/44	-	-	L, 31-33	Philadelphia
12/29/45	-	-	W, 43-36	Philadelphia
3/20/69	-	-	L, 58-63	2-New York City
12/15/73	-	-	W, 11-6	38-Knoxville
11/9/07	7	-	W, 80-63	Knoxville
12/13/08	8	-	L, 72-88	Philadelphia

TENNESSEE MARTIN				5-0
Date	AP Rank	Result	Site	
11/26/93	-	-	W, 97-80	Knoxville
12/30/02	-	-	W, 77-50	Knoxville
11/18/08	14	-	W, 91-64	Knoxville
12/29/10	-	-	W, 68-62	Knoxville
11/9/21	18	-	W, 90-62	Knoxville

TENNESSEE STATE				6-0
Date	AP Rank	Result	Site	
11/23/90	-	-	W, 91-75	Knoxville
11/15/98	18	-	W, 91-69	Knoxville
11/28/03	-	-	W, 81-56	Knoxville
11/22/13	-	-	W, 88-67	Knoxville
12/27/14	-	-	W, 67-46	Knoxville
12/29/15	-	-	W, 74-69	Knoxville

TENNESSEE TECH				28-1
Date	AP Rank	Result	Site	
12/11/39	-	-	W, 37-23	Knoxville
12/7/40	-	-	W, 46-27	Knoxville
12/6/41	-	-	W, 42-23	Knoxville
12/5/42	-	-	W, 44-27	Knoxville
12/8/44	-	-	W, 44-28	Knoxville
12/3/45	-	-	W, 52-26	Knoxville
12/9/46	-	-	W, 65-22	Knoxville
12/11/47	-	-	W, 57-33	Knoxville
12/8/48	-	-	W, 58-45	Knoxville
12/3/49	-	-	W, 69-62	Knoxville
3/14/85	-	-	W, 65-62	2-Cookeville
11/25/88	-	-	W, 118-86	Knoxville
12/3/92	-	-	W, 96-78	Knoxville
12/1/94	-	-	W, 97-78	Knoxville
11/27/94	-	-	W, 74-54	Knoxville
1/15/96	-	-	W, 65-53	Knoxville
12/4/96	-	-	L, 62-73	Knoxville
12/2/97	-	-	W, 83-69	Knoxville
11/6/01	-	-	W, 72-63	Knoxville
12/22/03	-	-	W, 79-61	Knoxville
12/28/06	21	-	W, 101-77	Knoxville
12/7/13	-	-	W, 84-63	Knoxville
12/19/14	-	-	W, 61-58	Knoxville
12/13/16	-	-	W, 74-68	Knoxville
12/29/18	3	-	W, 96-53	Knoxville
12/18/20	10	-	W, 103-49	Knoxville
11/26/21	15	-	W, 80-69	Knoxville
11/7/22	11	-	W, 75-43	Knoxville
11/6/23	9	-	W, 80-42	Knoxville

TENNESSEE WESLEYAN				12-2
Date	AP Rank	Result	Site	
1/5/27	-	-	L, 20-23	Knoxville
1/6/28	-	-	L, 35-36	Knoxville
1/12/29	-	-	W, 36-19	Knoxville
1/15/30	-	-	W, 43-20	Knoxville
1/12/31	-	-	W, 47-25	Knoxville
2/2/32	-	-	W, 33-23	Knoxville
2/11/33	-	-	W, 51-11	Knoxville
12/19/33	-	-	W, 41-19	Knoxville
12/15/34	-	-	W, 65-20	Knoxville
12/14/35	-	-	W, 44-22	Knoxville
12/9/36	-	-	W, 36-20	Knoxville
12/11/37	-	-	W, 42-15	Knoxville
12/15/38	-	-	W, 29-24	Knoxville
1/31/40	-	-	W, 43-21	Knoxville

TEXAS				5-4
Date	AP Rank	Result	Site	
12/18/52	-	-	W, 66-59	Knoxville
12/21/60	-	-	L, 73-77	5-Little Rock
11/24/61	-	15	L, 70-95	49-Maui
12/17/05	-	6	W, 95-78	Austin
12/23/06	-	-	W, 111-105*	Knoxville
11/24/07	7	15	L, 78-97	51-Newark
1/29/22	18	-	L, 51-52	60-Austin
1/28/23	4	10	W, 82-71	60-Knoxville
3/23/24	6	-	W, 62-58	1-Charlotte

OUTLOOK

PLAYERS

STAFF

REVIEW

RESULTS

RECORDS

HONORS

POSTSEASON

VOLMANAC

MEDIA INFO



SERIES RESULTS

TEXAS A&M 12-8

at Knoxville: 6-4
at College Station: 4-4
Neutral: 2-0
SEC Tournament: 1-0
Biggest Win: 35 pts
 (86-51, Feb. 24, 2024 at Knoxville)
Biggest Loss: 17 pts
 (66-83, Dec. 4, 2002 at College Station)
Longest Winning Streak: 3 games, 3x
 (last Jan. 9, 2021 - March. 13, 2022)
Longest Losing Streak: 4 games
 (Jan. 11, 2014 - Jan. 9, 2016)
Current Streak: Tennessee 1 game

Date	AP Rank	Result	Site
12/15/51	-	- W, 60-52	Knoxville
12/17/85	-	- W, 88-70	Knoxville
12/28/85	-	- W, 70-64	33-New Orleans
12/4/02	-	- L, 66-83	College Station
12/2/03	-	- W, 108-84	Knoxville
2/23/13	-	- W, 93-85****	College Station
1/11/14	-	- L, 56-57	Knoxville
2/22/14	-	- L, 65-68*	College Station
1/24/15	-	- L, 61-67	Knoxville
1/9/16	- 21	- W, 88-92	Knoxville
12/29/16	-	- W, 73-63	College Station
1/13/18	24	- W, 75-62	Knoxville
2/2/19	1	- W, 93-76	College Station
1/28/20	-	- L, 58-63	Knoxville
1/9/21	9	- W, 68-54	College Station
2/1/22	22	- W, 90-80	Knoxville
3/13/22	9	- W, 65-50	42-Tampa
2/21/23	11 25	- L, 63-68	College Station
2/10/24	6	- L, 69-85	College Station
2/24/24	5	- W, 86-51	Knoxville

TEXAS A&M-CORPUS CHRISTI 1-0

Date	AP Rank	Result	Site
12/2/18	6	- W, 79-51	Knoxville

TCU 0-2

Date	AP Rank	Result	Site
11/30/91	-	- L, 59-73	31-San Juan
1/30/16	-	- L, 63-75	60-Fort Worth

TEXAS SOUTHERN 1-0

Date	AP Rank	Result	Site
11/20/14	-	- W, 70-58	Knoxville

TEXAS TECH 1-1

Date	AP Rank	Result	Site
12/3/53	-	- L, 71-88	Knoxville
12/7/21	13	- L, 52-57*	46-New York City

TEXAS-EL PASO [UTEP] 0-2

Date	AP Rank	Result	Site
<i>(AS TEXAS WESTERN COLLEGE)</i>			
12/28/62	-	- L, 57-77	34-El Paso
11/28/13	-	- L, 70-78	58-Paradise Island

TOWSON 2-0

Date	AP Rank	Result	Site
<i>(AS TOWSON STATE)</i>			
1/6/92	-	- W, 77-70	Knoxville
2/27/95	-	- W, 77-60	Knoxville

TRANSYLVANIA (KY) 6-1

Date	AP Rank	Result	Site
2/9/12	-	- L, 19-20	Lexington
2/26/16	-	- W, 32-30	Lexington
2/9/18	-	- W, 21-19	Lexington
2/6/20	-	- W, 38-15	Lexington
2/8/23	-	- W, 20-19	Lexington
2/20/23	-	- W, 29-16	Knoxville
2/21/24	-	- W, 41-28	Knoxville

TULANE 12-16

Date	AP Rank	Result	Site
2/1/24	-	- L, 20-42	New Orleans
2/2/24	-	- L, 24-39	New Orleans
2/14/25	-	- L, 18-32	Knoxville
12/30/32	-	- L, 23-31	New Orleans
12/31/32	-	- L, 33-34	New Orleans
1/10/35	-	- W, 38-17	Knoxville
1/11/35	-	- W, 39-27	Knoxville
2/28/47	-	- L, 41-47	42-Louisville
1/30/50	-	- L, 55-68	Knoxville
1/13/51	-	- L, 60-71	New Orleans
1/7/52	-	- L, 65-71*	Knoxville
1/29/53	-	- L, 63-68	New Orleans
1/18/54	-	- L, 61-63	Knoxville
1/13/55	-	- W, 71-58	New Orleans
1/14/56	-	- W, 81-68	Knoxville
1/12/57	16	- L, 71-77	New Orleans
1/11/58	-	- W, 87-65	Knoxville
1/10/59	17	- L, 45-64	New Orleans
1/9/60	-	- L, 56-61	Knoxville
1/13/61	-	- L, 59-84	New Orleans
3/3/62	-	- L, 81-83	Knoxville
1/11/63	-	- W, 77-70	New Orleans
1/10/64	-	- W, 82-55	Knoxville
1/9/65	-	- W, 80-63	New Orleans
3/8/65	-	- W, 102-62	Knoxville
1/3/66	-	- W, 64-46	Knoxville
2/12/66	-	- W, 90-70	New Orleans
12/29/75	12	- W, 97-73	33-New Orleans

TULSA 2-1

Date	AP Rank	Result	Site
12/11/48	-	- W, 63-38	Knoxville
12/16/67	-	- W, 56-48	38-Knoxville
12/23/99	11	- L, 68-88	26-Bayamon

TUSCULUM (TN) 10-2

Date	AP Rank	Result	Site
2/13/11	-	- W, 45-26	Greeneville
2/11/15	-	- W, 24-19	Knoxville
1/13/17	-	- W, 39-11	Knoxville
2/19/17	-	- L, 17-18	Greeneville
1/14/18	-	- W, 21-17	Knoxville
2/18/18	-	- L, 26-33	Greeneville
1/19/20	-	- W, 41-35	Knoxville
1/15/21	-	- W, 41-15	Knoxville
1/15/23	-	- W, 35-19	Knoxville
1/16/26	-	- W, 44-22	Knoxville
12/15/44	-	- W, 49-17	Knoxville
1/4/14	-	- W, 98-51	Knoxville

UCLA 0-1

Date	AP Rank	Result	Site
1/30/77	7 8	- L, 89-103	70-Atlanta

UNION (KY) 5-1

Date	AP Rank	Result	Site
2/10/14	-	- W, 41-12	Barbourville
2/18/19	-	- W, 61-20	Knoxville
3/1/19	-	- L, 35-53	Barbourville
12/20/30	-	- W, 31-23	Knoxville
12/20/41	-	- W, 42-19	Knoxville
12/10/42	-	- W, 48-31	Knoxville

UNLV 0-1

Date	AP Rank	Result	Site
12/29/82	8 15	- L, 54-70	20-Las Vegas

UTAH 0-2

Date	AP Rank	Result	Site
12/17/77	-	- L, 80-85	38-Knoxville
12/27/78	-	- L, 71-80	28-Honolulu

UTAH STATE 2-0

Date	AP Rank	Result	Site
12/29/49	-	- W, 66-62	11-Des Moines
12/29/67	4	- W, 85-66	21-Los Angeles

VANDERBILT 131-76

at Knoxville: 78-21 (1-0 in SEC Tournament)
at Nashville: 45-54

Neutral: 8-1
NOTE: UT is 1-0 against Vanderbilt in SEC Tournament play at Knoxville (1939). At that time, the game was considered neutral. It is listed here as a home event, in line with current policies.

SEC Tournament: 9-1 (1-0 at Knoxville)
NIT: 0-1 (at Nashville)

Biggest Win: 38 pts
 (76-38, March 1, 2014 at Knoxville)

Biggest Loss: 40 pts
 (68-108, Jan. 8, 1991 at Nashville)

Longest Winning Streak: 11 games
 (two times, last Jan. 9, 2018 - Jan. 10, 2023)

Longest Losing Streak: 6 games
 (Jan. 8, 1955 - Feb. 16, 1957)

Current Streak: Tennessee 2 games

Date	AP Rank	Result	Site
2/11/22	-	- W, 20-5	Knoxville
2/22/22	-	- W, 16-15	Nashville
2/22/23	-	- L, 25-28	Nashville
2/9/24	-	- W, 36-23	Knoxville
2/2/25	-	- L, 18-27	Nashville
2/6/26	-	- W, 38-32	Knoxville
2/21/27	-	- L, 25-35	Nashville
2/18/28	-	- L, 26-28	Knoxville
2/23/29	-	- W, 26-22	Nashville
2/8/30	-	- W, 23-21	Nashville
2/22/30	-	- W, 38-33	Knoxville
1/27/31	-	- L, 40-41	Nashville
2/21/31	-	- W, 37-34	Knoxville
1/26/32	-	- W, 27-25	Nashville
2/19/32	-	- W, 27-22	Knoxville
1/10/33	-	- L, 32-37	Nashville
2/17/33	-	- W, 35-27	Knoxville
1/24/34	-	- L, 26-31	Nashville
2/16/34	-	- W, 45-34	Knoxville
2/12/35	-	- W, 39-29	Nashville
2/23/35	-	- W, 39-37	Knoxville
2/18/36	-	- L, 30-33	Nashville
2/22/36	-	- W, 34-33	Knoxville
2/4/37	-	- W, 50-30	Nashville
2/17/37	-	- W, 34-28	Knoxville
1/28/38	-	- W, 37-30	Nashville
2/19/38	-	- W, 38-26	Knoxville
1/28/39	-	- W, 33-31	Knoxville
2/21/39	-	- L, 38-46	Nashville
3/3/39	-	- W, 39-36	42-Knoxville
1/15/40	-	- W, 29-23	Knoxville
1/27/40	-	- W, 34-31	Nashville
2/17/41	-	- W, 37-36	Nashville
2/22/41	-	- W, 46-25	Knoxville
2/16/42	-	- W, 34-33	Knoxville
2/21/42	-	- W, 39-26	Knoxville
2/15/43	-	- L, 27-30	Nashville
2/20/43	-	- W, 44-22	Knoxville
2/26/43	-	- W, 41-31	42-Louisville
2/18/46	-	- W, 55-33	Nashville
2/25/46	-	- W, 42-32	Knoxville
2/28/46	-	- W, 46-32	42-Louisville
2/17/47	-	- W, 54-47	Nashville
2/22/47	-	- W, 56-21	Knoxville
2/16/48	-	- W, 63-48	Nashville
2/21/48	-	- W, 72-53	Knoxville
1/10/49	-	- W, 53-51	Nashville
1/29/49	-	- W, 67-64	Knoxville
1/7/50	-	- L, 52-67	Knoxville
1/28/50	-	- L, 44-50	Nashville
3/3/50	-	- W, 50-44	42-Louisville
1/23/51	-	- L, 57-58	Nashville
2/5/51	-	- W, 61-59	Knoxville
3/1/51	-	- L, 52-88	42-Louisville
1/5/52	-	- L, 60-80	Nashville
1/22/52	-	- W, 68-50	Knoxville
12/30/52	-	- L, 69-77	Nashville

SERIES RESULTS

1/24/53	-	-	W, 83-79	Knoxville
2/28/53	-	-	L, 64-85	Nashville
1/9/54	-	-	W, 62-53	Knoxville
3/6/54	-	-	W, 80-76	Nashville
1/8/55	-	-	L, 69-73	Knoxville
2/19/55	18	20	L, 71-76	Nashville
1/7/56	-	4	L, 57-84	Knoxville
2/18/56	-	6	L, 68-96	Nashville
1/5/57	12	9	L, 68-71	Knoxville
2/16/57	-	18	L, 62-69	Nashville
1/4/58	-	-	W, 67-55	Nashville
2/15/58	15	-	L, 70-83	Nashville
1/3/59	14	-	W, 65-60	Knoxville
2/14/59	-	-	L, 60-76	Nashville
1/2/60	-	-	W, 72-60	Knoxville
2/13/60	-	-	L, 53-63	Nashville
1/7/61	-	-	L, 66-68	Knoxville
2/18/61	-	-	L, 60-76	Nashville
1/6/62	-	-	W, 85-83	Knoxville
2/17/62	-	-	L, 76-97	Nashville
1/5/63	-	-	L, 50-68	Nashville
2/16/63	-	-	L, 72-74	Nashville
1/4/64	-	6	W, 57-55	Knoxville
2/15/64	-	7	W, 65-62	Nashville
1/2/65	-	-	L, 72-77	Nashville
2/13/65	-	7	W, 79-66	Knoxville
12/7/65	-	4	L, 50-53	Knoxville
1/12/66	-	3	L, 52-53	Nashville
1/9/67	-	-	L, 59-65	Nashville
2/18/67	-	9	W, 70-53	Knoxville
1/8/68	6	4	W, 64-62	Knoxville
2/17/68	7	9	L, 63-75	Nashville
2/3/69	-	-	W, 65-61	Knoxville
3/5/69	17	-	W, 70-69	Nashville
2/2/70	-	-	W, 77-72**	Nashville
3/2/70	-	-	W, 83-76	Knoxville
2/1/71	8	-	L, 60-65	Knoxville
3/1/71	17	-	W, 79-69	Nashville
2/7/72	-	-	W, 81-75	Nashville
3/6/72	-	-	W, 87-74	Knoxville
2/5/73	-	-	W, 72-62	Knoxville
3/3/73	-	-	L, 74-86	Nashville
1/21/74	-	8	L, 65-82	Knoxville
2/23/74	-	5	W, 59-53	Nashville
1/20/75	18	-	W, 65-61	Nashville
2/22/75	-	-	W, 75-71	Knoxville
1/12/76	9	-	L, 66-77	Nashville
2/9/76	8	-	W, 73-59	Knoxville
1/3/77	-	-	W, 73-69	Nashville
3/7/77	11	-	W, 65-55	Knoxville
1/30/78	-	-	L, 55-56	Nashville
2/27/78	-	-	W, 59-46	Knoxville
1/22/79	-	-	W, 71-70	Nashville
2/19/79	-	19	W, 83-78	Knoxville
1/12/80	-	-	W, 71-63	Knoxville
2/9/80	-	-	W, 51-48	Nashville
1/17/81	11	-	W, 72-66	Nashville
2/14/81	9	-	W, 79-72	Knoxville
1/16/82	-	-	W, 71-69*	Knoxville
2/13/82	-	-	W, 59-55	Nashville
3/4/82	-	-	W, 57-54	42-Lexington
1/29/83	-	-	L, 60-61	Knoxville
2/24/83	20	-	L, 68-69	Nashville
1/28/84	-	-	W, 76-69	Nashville
2/25/84	-	-	W, 67-61	Knoxville
1/16/85	-	-	W, 87-79	Knoxville
2/16/85	-	-	L, 82-85	Nashville
3/6/85	-	-	W, 71-51	42-Birmingham
1/15/86	-	-	L, 59-60	Nashville
2/15/86	-	-	L, 62-66	Knoxville
1/3/87	-	-	W, 81-72	Nashville
2/4/87	-	-	W, 79-69*	Knoxville
3/5/87	-	-	W, 74-57	42-Atlanta
1/9/88	-	-	W, 80-72	Knoxville
2/10/88	-	17	L, 62-90	Nashville
2/1/89	-	-	L, 56-68	Nashville
3/4/89	-	-	W, 78-61	Knoxville
1/31/90	-	-	W, 73-72	Knoxville
3/3/90	-	-	L, 74-98	Nashville

3/19/90	-	-	L, 85-89	2-Nashville
1/8/91	-	-	L, 68-108	Nashville
2/9/91	-	-	W, 85-73	Knoxville
1/4/92	-	-	W, 91-75	Knoxville
2/22/92	-	-	L, 84-89	Nashville
1/27/93	-	12	L, 65-82	Knoxville
3/2/93	-	7	L, 82-90*	Nashville
1/26/94	-	-	L, 73-85	Nashville
3/1/94	-	-	L, 67-84	Knoxville
1/15/95	-	-	W, 67-63	Nashville
3/1/95	-	-	W, 62-58	Knoxville
1/6/96	-	-	L, 55-65	Nashville
2/24/96	-	-	W, 94-79	Knoxville
1/11/97	-	-	W, 75-65	Nashville
2/12/97	-	-	L, 53-66	Nashville
1/10/98	-	-	L, 79-80	Nashville
2/21/98	-	-	W, 90-76	Knoxville
1/27/99	-	-	W, 78-67	Nashville
2/13/99	-	-	W, 63-62	Knoxville
1/12/00	12	-	L, 73-76	Knoxville
2/19/00	5	-	L, 72-85	Nashville
2/3/01	8	-	W, 72-50	Knoxville
2/24/01	22	-	W, 78-70	Nashville
2/2/02	-	-	W, 67-65	Nashville
2/23/02	-	-	L, 62-67	Knoxville
1/18/03	-	-	W, 71-66	Knoxville
3/8/03	-	-	W, 70-65	Nashville
1/14/04	-	23	W, 76-66	Knoxville
3/3/04	-	-	L, 58-61	Nashville
1/8/05	-	-	L, 63-88	Knoxville
2/2/05	-	-	L, 62-67	Nashville
2/1/06	13	-	W, 69-62	Knoxville
3/4/06	11	-	W, 68-59	Nashville
1/10/07	16	-	L, 81-82	Nashville
2/10/07	-	23	W, 84-57	Knoxville
1/17/08	6	16	W, 80-60	Knoxville
2/26/08	1	18	L, 69-72	Nashville
1/20/09	-	-	W, 76-63	Nashville
2/14/09	-	-	W, 69-50	Knoxville
1/27/10	14	21	L, 76-85	Knoxville
2/9/10	12	22	L, 71-90	Nashville
1/15/11	-	-	W, 67-64	Knoxville
2/22/11	-	18	W, 60-51	Nashville
1/24/12	-	-	L, 47-65	Nashville
3/3/12	-	-	W, 68-61	Knoxville
1/29/13	-	-	W, 58-57	Knoxville
2/13/13	-	-	W, 58-46	Nashville
2/5/14	-	-	L, 60-64	Nashville
3/1/14	-	-	W, 76-38	Knoxville
2/11/15	-	-	W, 76-73*	Nashville
2/26/15	-	-	L, 65-73	Knoxville
3/12/15	-	-	W, 67-61	42-Nashville
1/20/16	-	-	L, 74-88	Knoxville
3/1/16	-	-	L, 69-86	Nashville
3/10/16	-	-	W, 67-65	42-Nashville
1/14/17	-	-	W, 87-75	Nashville
2/22/17	-	-	L, 56-67	Knoxville
1/9/18	24	-	W, 92-84	Nashville
1/23/18	22	-	W, 67-62	Knoxville
1/23/19	1	-	W, 88-83*	Nashville
2/19/19	5	-	W, 58-46	Knoxville
1/18/20	-	-	W, 66-45	Nashville
2/18/20	-	-	W, 65-61	Knoxville
1/16/21	10	-	W, 81-61	Knoxville
2/24/21	25	-	W, 70-58	Nashville
1/18/22	24	-	W, 68-60	Nashville
2/12/22	19	-	W, 73-64	Knoxville
1/10/23	5	-	W, 77-68	Knoxville
2/8/23	6	-	L, 65-66	Nashville
1/27/24	5	-	W, 75-62	Nashville
2/17/24	8	-	W, 88-53	Knoxville

VERMONT				2-0
Date	AP Rank	Result	Site	
12/31/74	18	-	W, 115-66	Knoxville
12/8/84	-	-	W, 85-48	Knoxville

VILLANOVA				1-4
Date	AP Rank	Result	Site	
12/29/50	-	7	L, 72-91	Philadelphia
12/28/71	20	-	L, 67-76	27-Philadelphia
11/26/10	24	7	W, 78-68	25-New York City
11/23/17	-	5	L, 76-85	58-Paradise Island
11/20/21	17	5	L, 53-71	65-Uncasville

VIRGINIA				5-8
Date	AP Rank	Result	Site	
2/22/17	-	-	W, 23-21	Charlottesville
2/22/18	-	-	L, 21-58	Charlottesville
2/2/22	-	-	L, 21-31	Charlottesville
1/4/41	-	-	L, 30-41	Charlottesville
12/27/58	11	-	W, 79-59	Knoxville
3/19/81	15	5	L, 48-62	1-Atlanta
3/14/82	-	3	L, 51-54	1-Indianapolis
3/23/85	-	-	L, 61-54	2-Knoxville
3/23/92	-	-	L, 52-77	2-Charlottesville
12/19/00	4	14	L, 89-107	46-E. Rutherford
3/18/07	25	-	W, 77-74	1-Columbus
12/5/12	-	-	L, 38-46	Charlottesville
12/30/13	-	-	W, 87-52	Knoxville

VCU				5-1
Date	AP Rank	Result	Site	
3/15/81	15	-	W, 58-56*	1-Charlotte
12/17/90	-	-	W, 77-72	Knoxville
12/21/91	-	-	W, 92-78	Richmond
11/24/10	24	-	W, 77-72	25-New York City
11/14/14	-	15	L, 69-85	59-Annapolis
11/30/19	17	20	W, 72-69	63-Niceville

VMI				7-4
Date	AP Rank	Result	Site	
2/18/11	-	-	L, 19-21	Lexington
2/21/18	-	-	L, 19-41	Lexington
2/1/22	-	-	L, 19-26	Lexington
2/29/30	-	-	W, 28-20	45-Atlanta
12/11/54	-	-	W, 78-46	Knoxville
12/8/56	-	-	W, 84-60	Knoxville
12/2/63	-	-	W, 71-59	Knoxville
3/13/76	9	-	L, 75-81	1-Charlotte
12/22/86	-	-	W, 99-60	Knoxville
12/5/88	20	-	W, 84-82**	Knoxville
11/25/02	-	-	W, 88-56	Knoxville

VIRGINIA TECH				2-8
Date	AP Rank	Result	Site	
2/15/11	-	-	L, 20-58	Blacksburg
2/20/17	-	-	L, 17-41	Blacksburg
2/19/18	-	-	L, 15-34	Blacksburg
1/28/22	-	-	L, 19-26	Blacksburg
1/23/62	-	-	L, 73-83	Blacksburg
12/21/63	-	-	W, 81-60	37-Blacksburg
3/23/84	-	-	L, 68-72	2-Blacksburg
12/15/84	-	11	W, 86-75	38-Knoxville
1/2/94	-	-	L, 63-86	Blacksburg
12/28/94	-	-	L, 64-73	Knoxville

WAKE FOREST				10-2
Date	AP Rank	Result	Site	
12/31/47	-	-	W, 60-47	Knoxville
1/3/49	-	-	W, 70-51	Knoxville
1/9/50	-	-	L, 62-69	70-Asheville
1/3/51	-	-	W, 85-77	Knoxville
12/4/51	-	-	W, 77-53	Knoxville
12/9/58	6	-	W, 61-50	Knoxville
1/18/60	-	-	L, 57-84	Winston-Salem
12/20/67	9	-	W, 81-63	Knoxville
12/8/70	17	-	W, 60-59	Winston-Salem
11/30/13	-	-	W, 82-63	58-Paradise Island
12/23/17	21	-	W, 79-60	Winston-Salem
12/22/18	3	-	W, 83-64	Knoxville

WASHINGTON				1-0
Date	AP Rank	Result	Site	
11/16/19	-	20	W, 75-62	64-Toronto

OUTLOOK

PLAYERS

STAFF

REVIEW

RESULTS

RECORDS

HONORS

POSTSEASON

VOLMANAC

MEDIA INFO



SERIES RESULTS/MILESTONES

WASHINGTON & LEE (VA)			3-4
Date	AP Rank	Result	Site
2/17/11	-	-	L, 22-76 Lexington, Va.
2/21/17	-	-	L, 19-28 Lexington, Va.
2/20/18	-	-	L, 19-35 Lexington, Va.
1922	-	-	L, 11-40 Lexington, Va.
3/1/30	-	-	W, 39-28 45-Atlanta
12/9/47	-	-	W, 85-49 Bristol
12/3/54	-	-	W, 82-66 Knoxville

WAYNE STATE			0-1
Date	AP Rank	Result	Site
(AS COLLEGE OF THE CITY OF DETROIT)			
2/4/31	-	-	L, 30-31 Knoxville

WEST VIRGINIA			4-5
Date	AP Rank	Result	Site
12/29/58	11	5	L, 72-76 Knoxville
12/1/59	-	-	L, 78-93 Morgantown
3/16/89	-	17	L, 68-84 1-Greensboro
12/8/99	16	-	W, 94-54 Knoxville
12/2/00	7	-	W, 79-78 Morgantown
12/22/01	-	-	L, 72-74 Knoxville
12/21/02	-	-	L, 62-65 Morgantown
11/23/07	7	-	W, 74-72 51-Newark
1/26/19	1	-	W, 83-66 60-Knoxville

WESTERN CAROLINA			7-1
Date	AP Rank	Result	Site
12/17/87	-	-	W, 87-69 Knoxville
12/20/89	-	-	W, 92-66 Knoxville
12/19/92	-	-	W, 97-55 Knoxville
12/17/93	-	-	L, 71-78 Knoxville
12/6/95	-	-	W, 63-51 Knoxville
11/30/98	-	-	W, 84-41 Knoxville
12/23/02	-	-	W, 79-61 Knoxville
12/21/12	-	-	W, 66-52 Knoxville

WESTERN KENTUCKY			2-0
Date	AP Rank	Result	Site
12/16/06	-	-	W, 93-79 Knoxville
12/15/07	12	-	W, 88-82 52-Nashville

WICHITA STATE			1-3
Date	AP Rank	Result	Site
12/27/90	-	-	L, 73-77 28-Honolulu
3/18/06	18	-	L, 73-80 1-Greensboro
12/13/12	-	23	W, 69-60 Knoxville
12/14/13	-	12	L, 61-70 Wichita

WILLIAM & MARY			4-2
Date	AP Rank	Result	Site
12/6/54	-	-	W, 91-79 Knoxville
1/2/56	-	-	L, 83-93 Knoxville
1/1/57	12	-	W, 81-67 Knoxville
12/30/57	-	-	W, 84-62 Knoxville
12/5/59	-	-	L, 71-77 Knoxville
12/5/60	-	-	W, 83-76 Knoxville

WINTHROP			2-0
Date	AP Rank	Result	Site
11/14/97	-	-	W, 75-62 Knoxville
3/16/06	18	-	W, 63-61 1-Greensboro

WISCONSIN			3-3
Date	AP Rank	Result	Site
12/28/81	-	-	W, 79-67 14-Portland
11/21/00	9	18	W, 66-56 Knoxville
12/29/01	-	-	L, 62-65 Madison
11/21/16	-	16	L, 64-72 49-Maui
12/28/19	-	-	L, 48-68 Knoxville
11/10/23	9	-	W, 80-70 Madison

WOFFORD			8-0
Date	AP Rank	Result	Site
2/2/52	-	-	W, 76-65 Knoxville
2/7/53	-	-	W, 91-88 Spartanburg
12/1/53	-	-	W, 107-63 Knoxville
2/1/97	-	-	W, 60-41 Knoxville
12/7/97	-	-	W, 92-63 Knoxville
11/21/03	-	-	W, 81-70 Knoxville
11/29/04	-	-	W, 73-67 Knoxville
11/14/23	7	-	W, 82-61 Knoxville

WRIGHT STATE			1-0
Date	AP Rank	Result	Site
3/15/18	13	-	W, 73-47 1-Dallas

WYOMING			3-0
Date	AP Rank	Result	Site
12/2/58	-	-	W, 72-71 Knoxville
12/6/58	-	-	W, 90-69 22-Kent
12/15/09	9	-	W, 77-58 Knoxville

XAVIER			12-5
Date	AP Rank	Result	Site
1/24/36	-	-	L, 20-34 Cincinnati
1/8/40	-	-	L, 35-36 Cincinnati
12/23/41	-	-	W, 46-36 Cincinnati
1/24/42	-	-	W, 42-30 Knoxville
1/23/43	-	-	W, 55-23 Knoxville
2/1/43	-	-	W, 48-38 Cincinnati
12/22/61	-	-	W, 75-70 19-Lexington
12/5/62	-	-	W, 63-48 Knoxville
12/4/63	-	-	L, 57-69 Cincinnati
12/21/76	19	-	W, 97-73 Knoxville
12/16/78	-	-	L, 50-51 38-Knoxville
11/30/83	-	-	W, 77-57 Knoxville
12/11/04	-	-	W, 71-69 Knoxville
12/22/07	12	-	W, 82-75 Cincinnati
12/29/12	-	-	W, 51-47 Knoxville
11/12/13	-	-	L, 63-67 Cincinnati
11/29/13	-	-	W, 64-49 58-Paradise Island

YALE			1-1
Date	AP Rank	Result	Site
12/30/59	-	-	W, 81-74 Knoxville
12/30/61	-	-	L, 69-78 13-Evansville

* Overtime
** Double Overtime
*** Triple Overtime
**** Four Overtimes

KEY
1- NCAA Tournament; 2- National Invitation Tournament; 3- All-American City Tournament; 4- All-College Tournament; 5- Aluminum Bowl; 6- Big Sun Invitational; 7- Cable Car Classic; 8- Cabrillo Classic; 9- Carousel Invitational; 10- Citrus Bowl Classic; 11- Corn Bowl; 12- ECAC Holiday Festival; 13- Evansville Invitational; 14- Far West Classic; 15- Fiesta Classic; 16- Great Alaska Shootout; 17- Gulf South Classic; 18- Hurricane Classic; 19- Kentucky Invitational; 20- Las Vegas Classic; 21- Los Angeles Classic; 22- Midwestern Invitational; 23- McDonald's Classic; 24- Montgomery Invitational Tournament; 25- NIT Season Tip-Off; 26- Puerto Rico Holiday Classic; 27- Quaker City Tournament; 28- Rainbow Classic; 29- Real Madrid Christmas Tournament; 30- Rebel Roundup; 31- San Juan Shootout; 32- Steel Bowl; 33- Sugar Bowl Classic; 34- Sun Bowl Tournament; 35- Trojan Classic; 36- Utah Classic; 37- Virginia Tech Tournament; 38- Volunteer Classic; 39- BCA Classic; 40- Mid-South Classic; 41- National Commissioners Invitational Tournament; 42- Southeastern Conference Tournament; 43- Collegiate Commissioners Association Tournament; 44- SIAA Tournament; 45- Southern Conference Tournament; 46- Jimmy V Classic; 47- Non-conference game; 48- Chick-fil-A Peach Bowl Classic for Kids; 49- Maui Invitational; 51- Legends Classic; 52- Sun Belt Classic; 53- Battle in Seattle; 54- Old Spice Classic/Orlando Classic; 55- SEC/Big East Invitational; 56- U.S. Virgin Islands Paradise Jam; 57- Puerto Rico Tip-Off; 58- Battle 4 Atlantis; 59- Veterans Classic; 60- SEC/Big 12 Challenge; 61- Barclays Center Classic; 62- Battle on Broadway; 63- Emerald Coast Classic; 64- James Naismith Classic; 65- Hall of Fame Tip-Off; 66- Hall of Fame Invitational; 67- Delta Bowl; 68- Jerry Colangelo Classic; 69- Hall of Fame Series; 70- Generic neutral-site game (no event name); 71- SEC/ACC Challenge

Milestone Victories				Milestone Games			
Win	Score	Opponent	Date	Game	Score	Opponent	Date
1	55-16	Tennessee School for the Deaf	1/27/1909	1	L, 10-20	at Asheville YMCA	1/22/1909
100	29-28	at Georgia Tech	2/19/1921	100	W, 25-20	at Louisville	2/24/1916
200	33-23	Tennessee Wesleyan	2/2/1932	500	W, 26-23	at Alabama	1/13/1940
300	46-19	at Sewanee	1/26/1940	1000	W, 66-65	Florida State	1/2/1963
400	63-27	Auburn	2/3/1947	1500	W, 64-63	at Colorado	12/8/1981
500	66-50	vs. Denver	1/2/1954	2000	W, 77-67	Ole Miss	1/17/1998
600	85-83	Vanderbilt	1/6/1962	2500	W, 82-75	at Auburn	3/6/2013
700	87-59	at Kentucky	1/22/1968				
800	72-71	Alabama	2/24/1973				
900	66-55	at Kentucky	1/20/1979				
1000	83-59	Ole Miss	1/8/1984				
1100	83-82	Washington State	12/30/1989				
1200	69-46	Appalachian State	11/28/1997				
1300	71-69	Gardner-Webb	11/22/2002				
1400	88-82	vs. Western Kentucky	12/15/2008				
1500	64-49	Auburn	1/28/2012				
1600	59-54	Alabama	3/4/2017				
1700	84-49	Eastern Kentucky	12/7/2022				

LONGEST WIN STREAKS

Overall

19 gms	Begin: W, 95-67 vs. Eastern Kentucky (11/28/2018) End: L, 69-86 at #5 Kentucky (2/16/2019)
15 gms	Begin: W, 30-27 at Louisville (2/20/1915) End: L, 15-23 vs. Maryville (1/20/1917)
14 gms	Begin: W, 18-15 vs. Maryville (1/8/1923) End: L, 25-28 at Vanderbilt (2/22/1923)
13 gms	Begin: W, 31-30 at Louisville YMCA (2/13/1914) End: L, 13-22 at Kentucky (2/17/1915)
12 gms	Begin: W, 99-90 vs. Seton Hall (12/11/1976) End: L, 89-103 vs. UCLA (1/30/1977)
11 gms	Begin: W, 93-59 vs. North Carolina A&T (11/27/2007) End: L, 66-72 at Kentucky (1/22/2008)
11 gms	Begin: W, 95-56 vs. Elon (11/22/1999) End: L, 68-88 vs. Tulsa (12/23/1999)
10 gms	Begin: W, 80-63 at Tulane (1/9/1965) End: L, 58-63 at Alabama (2/20/1965)
10 gms	Begin: W, 83-48 vs. Georgia Tech (1/22/1966) End: L, 63-67 at Florida (2/21/1966)
10 gms	Begin: W, 75-62 vs. Winthrop (11/14/1997) End: L, 69-83 at Florida (1/3/1998)

SEC

13 gms	Begin: W, 73-62 vs. Auburn (2/7/1979) End: L, 74-75 vs. #14 LSU (1/19/1980)
--------	--

Home

37 gms	Begin: W, 83-52 vs. Middle Tennessee (11/10/2006) End: L, 79-89 OT vs. Gonzaga (1/7/2009)
33 gms	Begin: W, 64-46 vs. Tulane (1/3/1966) End: L, 52-53 vs. Auburn (2/24/1968)
31 gms	Begin: W, 76-65 vs. #17 Kentucky (1/6/2018) End: L, 47-51 vs. #13 Memphis (12/14/2019)
28 gms	Begin: W, 34-31 vs. Georgia Tech (2/18/1935) End: L, 25-39 vs. Kentucky (3/1/1937)
26 gms	Begin: W, 46-27 vs. Tennessee Tech (12/7/1940) End: L, 28-30 vs. Kentucky (1/16/1943)
25 gms	Begin: W, 65-54 vs. Florida (3/7/2021) End: L, 56-63 vs. Kentucky (1/14/2023)
20 gms	Begin: W, 32-26 vs. Knoxville YMCA (2/7/1922) End: L, 23-28 vs. Mercer (1/26/1924)
20 gms	Begin: W, 30-23 vs. Maryville College (1/22/1929) End: L, 32-36 OT vs. Kentucky (1/31/1931)
20 gms	Begin: W, 90-68 vs. Northern Michigan (12/1/1970) End: L, 62-63 vs. LSU (1/31/1972)

Road/Neutral

11 gms	Begin: W, 30-27 at Louisville (2/20/1915) End: L, 17-18 at Tusculum (2/19/1917)
7 gms	Begin: W, 76-73 vs. #1 Gonzaga (12/9/2018) End: L, 69-86 at #5 Kentucky (2/16/2019)
7 gms	Begin: W, 37-36 at Vanderbilt (2/17/1941) End: L, 35-37 at Duke (1/5/1942)

OVERTIME RESULTS

Date	Opponent	Result	Site
1/31/30	Kentucky	W, 29-24*	Knoxville
1/31/31	Kentucky	L, 32-36*	Knoxville
1/16/37	at Alabama	W, 36-31**	Tuscaloosa
1/13/39	at Alabama	L, 37-39**	Tuscaloosa
2/10/39	Alabama	L, 37-42**	Knoxville
2/18/39	Kentucky	L, 34-36**	Knoxville
3/1/40	Kentucky	L, 29-30**	Knoxville
2/5/49	Georgia Tech	L, 71-72*	Knoxville
1/7/52	Tulane	L, 65-71*	Knoxville
2/9/57	at Miss. State	L, 90-97**	Starkville
1/25/64	vs. Duke	L, 65-67**	Greensboro
1/15/66	at Miss. State	L, 74-75**	Starkville
1/23/67	at Kentucky	W, 52-50**	Lexington
3/6/67	at Miss. State	W, 78-76**	Starkville
1/5/70	Ole Miss	L, 57-59**	Knoxville
2/2/70	at Vanderbilt	W, 77-72**	Nashville
1/10/76	at Kentucky	W, 90-88*	Lexington
2/16/76	at Auburn	L, 72-73*	Auburn
2/28/76	at Alabama	L, 90-93**	Tuscaloosa
1/12/77	at Kentucky	W, 71-67*	Lexington
3/13/77	vs. Syracuse	L, 88-93*	Baton Rouge
2/5/79	at Miss. State	L, 84-90**	Starkville
2/10/79	Georgia	W, 87-81**	Knoxville
3/3/79	vs. Kentucky	W, 75-69*	Birmingham
12/19/79	Alabama	W, 79-78**	Knoxville
1/3/81	at Alabama	W, 70-69*	Tuscaloosa
2/25/81	at Georgia	L, 75-76*	Athens
3/15/81	vs. VCU	W, 58-56*	Charlotte
1/16/82	Vanderbilt	W, 71-69*	Knoxville
1/30/82	at Alabama	L, 72-77*	Tuscaloosa
2/8/82	Ole Miss	L, 53-55*	Knoxville
1/8/83	at Ole Miss	L, 55-56*	Oxford
1/15/83	Miss. State	L, 74-75*	Knoxville
3/11/83	vs. LSU	W, 74-71*	Birmingham
1/14/84	at Miss. State	L, 56-63*	Starkville
2/6/84	at LSU	L, 59-61*	Baton Rouge
2/18/84	at Florida	W, 75-74**	Gainesville
3/8/84	vs. Florida	W, 80-74*	Nashville

Date	Opponent	Result	Site
1/30/85	at Georgia	W, 80-79**	Athens
12/27/85	vs. Louisiana	L, 78-79**	New Orleans
1/2/86	Florida	L, 75-77*	Knoxville
12/27/86	Southern Cal	L, 76-81*	Knoxville
12/30/86	vs. Florida State	L, 90-91*	Orlando
1/31/87	Ole Miss	L, 70-73*	Knoxville
2/4/87	Vanderbilt	W, 79-69*	Knoxville
2/11/87	at Kentucky	L, 84-91*	Lexington
12/19/87	Florida State	W, 81-78*	Knoxville
1/6/88	Ole Miss	W, 77-68*	Knoxville
12/5/88	VMI	W, 84-82**	Knoxville
12/17/88	South Carolina	L, 81-83*	Knoxville
1/25/89	at Alabama	L, 85-87*	Tuscaloosa
12/5/89	New Mexico	W, 96-85*	Knoxville
12/10/89	Oregon State	L, 90-96*	Knoxville
2/7/90	at Miss. State	W, 84-83*	Starkville
2/10/93	at S. Carolina	L, 107-111**	Columbia
3/2/93	at Vanderbilt	L, 82-90*	Nashville
2/7/94	NC State	W, 70-72*	Knoxville
1/27/96	at Penn State	L, 41-42*	State College
3/12/98	vs. Illinois St.	L, 81-82*	Sacramento
12/19/98	at South Fla.	W, 75-68*	Tampa
1/18/00	at Florida	W, 81-79**	Gainesville
2/12/00	Florida	W, 76-73*	Knoxville
6/1/01	at Auburn	W, 96-88**	Auburn
1/27/01	at Georgia	L, 75-77**	Athens
2/7/01	at Arkansas	L, 77-82*	Fayetteville
2/27/01	at S. Carolina	W, 68-67*	Columbia
1/9/02	Florida	L, 100-104*	Knoxville
1/16/02	at Miss. State	L, 91-92*	Starkville
2/6/02	Kentucky	W, 76-74*	Knoxville
3/2/02	Georgia	W, 71-63*	Knoxville
1/22/03	at Georgia	L, 76-81*	Athens
1/20/04	Kentucky	L, 68-69*	Knoxville
1/19/05	at Florida	W, 83-76*	Gainesville
12/23/06	Texas	W, 111-105*	Knoxville
2/21/07	Alabama	W, 69-66*	Knoxville
3/8/07	vs. LSU	L, 67-76*	Atlanta

Date	Opponent	Result	Site
3/23/08	vs. Butler	W, 76-71*	Birmingham
1/7/09	Gonzaga	L, 79-89*	Knoxville
1/16/10	Ole Miss	W, 71-69*	Knoxville
1/11/11	Florida	L, 75-81*	Knoxville
2/5/11	Alabama	L, 60-65*	Knoxville
11/22/11	vs. Memphis	L, 97-99**	Maui
1/18/12	at Georgia	L, 53-57*	Athens
2/29/12	at LSU	W, 74-69*	Baton Rouge
3/9/12	vs. Ole Miss	L, 72-77*	New Orleans
2/23/13	at Texas A&M	W, 93-85***	College Station
2/22/14	at Texas A&M	L, 65-68*	College Station
3/19/14	vs. Iowa	W, 78-65*	Dayton
2/11/15	at Vanderbilt	W, 76-73*	Nashville
11/22/16	vs. Oregon	L, 65-69*	Maui
11/22/17	vs. Purdue	W, 78-75*	Paradise Island
12/30/17	at Arkansas	L, 93-95*	Fayetteville
1/23/18	vs. Kansas	L, 81-87*	New York City
1/23/19	at Vanderbilt	W, 88-83*	Nashville
2/23/19	at LSU	L, 80-82*	Baton Rouge
3/24/19	vs. Iowa	W, 83-77*	Columbus
3/28/19	vs. Purdue	L, 94-99*	Louisville
12/7/21	vs. Texas Tech	L, 52-57*	New York City
1/5/22	Ole Miss	W, 66-60*	Knoxville
11/24/23	vs. USC	W, 73-66*	Paradise Island

Overall Record: 44-56

Home: 16-20, Away: 19-24 Neutral: 9-12

SEC: 30-39, Non-Con: 14-17 (3-2 SECT, 4-3 NCAAT)

Single Overtime Record: 32-42

Home: 12-15, Away: 11-18, Neutral: 9-9

SEC: 19-28, Non-Con: 13-14 (3-2 SECT, 4-3 NCAAT)

Double Overtime Record: 8-14

Home: 1-4, Away: 7-7, Neutral: 0-3

SEC: 7-11, Non-Con: 1-3

Triple Overtime Record: 3-0

Home: 2-0, Away: 1-0, SEC: 3-0

Quadruple Overtime Record: 1-0

* Single Overtime ** Double Overtime

*** Triple Overtime **** Quadruple Overtime

OUTLOOK

PLAYERS

STAFF

REVIEW

RESULTS

RECORDS

HONORS

POSTSEASON

VOLMANAC

MEDIA INFO



SPECIAL EVENTS & HOLIDAY TOURNAMENTS

ALL-AMERICAN CITY TOURNAMENT

Owensboro, Kentucky 2-1

1954 - Third Place

12/30/53	Evansville	L, 71-107
1/1/54	Arizona State	W, 69-57
1/2/54	Denver	W, 66-50

ALL-COLLEGE CLASSIC

Oklahoma City, Oklahoma 2-2

1969 - Third Place

12/26/69	St. Francis (PA)	W, 82-59
12/27/69	Niagara	L, 68-69
12/28/69	Memphis State	W, 72-51

2005

12/22/05	Oklahoma State	L, 73-89
----------	----------------	----------

ALUMINUM BOWL

Little Rock, Arkansas 0-2

1960

12/21/60	Texas	L, 73-77
12/22/60	Arkansas	L, 76-89

BARCLAYS CENTER CLASSIC

Brooklyn, New York 0-2

2015 - Fourth Place

11/27/15	George Washington	L, 70-73
11/28/15	Nebraska	L, 71-82

BATTLE 4 ATLANTIS

Paradise Island, Bahamas 7-2

2013 - Fifth Place

11/28/13	UTEP	L, 70-78
11/29/13	Xavier	W, 64-49
11/30/13	Wake Forest	W, 82-63

2017 - Third Place

11/22/17	Purdue	OT W, 78-75
11/23/17	Villanova	L, 76-85
11/24/17	NC State	W, 67-58

2022 - Champions

11/23/22	Butler	W, 71-45
11/24/22	USC	OT W, 73-66
11/25/22	Kansas	W, 64-50

BATTLE IN SEATTLE

Seattle, Washington 1-1

2007

12/29/07	Gonzaga	W, 82-72
----------	---------	----------

2015

12/19/15	Gonzaga	L, 79-86
----------	---------	----------

BIG SUN INVITATIONAL

St. Petersburg, Florida 2-0

1974 - Champions

12/20/74	Columbia	W, 108-73
12/21/74	Missouri	W, 99-77

BCA CLASSIC

Albuquerque, New Mexico 0-1

1998

11/13/98	Arizona	L, 72-73
----------	---------	----------

CABLE CAR CLASSIC

Santa Clara, California 2-0

1978 - Champions

12/22/78	San Jose State	W, 73-68
12/23/78	Seton Hall	W, 94-80

CABRILLO CLASSIC

San Diego, California 1-1

1979

12/28/79	Indiana	L, 68-70
12/29/79	San Diego State	W, 96-77

CAROUSEL INVITATIONAL

Charlotte, North Carolina 3-3

1955 - Sixth Place

12/19/55	Boston University	W, 80-77
12/20/55	Clemson	L, 86-89
12/21/55	Colgate	L, 83-87

1957 - Third Place

12/19/57	Bucknell	W, 89-71
12/20/57	Louisiana Tech	L, 61-68
12/21/57	LSU	W, 63-62

CHICK-FIL-A PEACH BOWL CLASSIC FOR KIDS

Atlanta, Georgia 1-0

2002

12/15/02	vs. Georgia Tech	W, 70-69
----------	------------------	----------

CITRUS BOWL CLASSIC

Orlando, Florida 1-1

1986 - Runner-up

12/29/86	Central Florida	W, 81-62
12/30/86	Florida State	L, 90-91*

CORN BOWL

Des Moines, Iowa 2-0

1949 - Champions

12/29/49	Utah State	W, 66-62
12/30/49	Drake	W, 64-57

DELTA BOWL

Memphis, Tennessee 0-1

1948

12/30/48	Arkansas	L, 55-58
----------	----------	----------

ECAC HOLIDAY FESTIVAL

New York City, New York 0-2

1972

12/27/72	at St. John's	L, 55-56
12/28/72	Niagara	L, 62-66

EMERALD COAST CLASSIC

Niceville, Florida 1-1

2019 - Third Place

11/29/19	Florida State	L, 57-60
11/30/19	VCU	W, 72-69

EVANSVILLE INVITATIONAL

Evansville, Indiana 1-1

1961 - Runner-up

12/29/61	Pittsburgh	W, 84-83
12/30/61	Yale	L, 69-78

FAR WEST CLASSIC

Portland, Oregon 3-3

1964 - Runner-up

12/28/64	Portland	W, 70-59
12/29/64	Oregon	W, 70-63
12/30/64	Oregon State	L, 27-48

1981

12/27/81	Portland	L, 62-71
12/28/81	Wisconsin	W, 79-67
12/29/81	Pittsburgh	L, 54-55

FIESTA CLASSIC

Tempe, Arizona 1-1

1977 - Third Place

12/2/77	San Francisco	L, 75-84
12/3/77	Iowa State	W, 81-76

GREAT ALASKA SHOOTOUT

Anchorage, Alaska 2-4

1984

11/23/84	Alabama-Birmingham	L, 65-70
11/24/84	Idaho State	W, 65-59
11/25/84	Maryland	L, 49-72

2001 - Sixth Place

11/21/01	Marquette	L, 74-85
11/23/01	Alaska-Anchorage	W, 74-54
11/24/01	St. John's	L, 55-69

GULF SOUTH CLASSIC

Shreveport, Louisiana 4-0

1963 - Champions

12/27/63	Arkansas	W, 77-57
12/28/63	Centenary	W, 70-63

1965 - Champions

12/17/65	Louisiana Tech	W, 71-55
12/18/65	Centenary	W, 49-43

HALL OF FAME INVITATIONAL

Brooklyn, New York 1-0

2022

12/11/22	Maryland	W, 56-53
----------	----------	----------

HALL OF FAME SERIES

Various Sites 1-0

2023

12/16/23	NC State (San Antonio)	W, 79-70
----------	------------------------	----------

HALL OF FAME TIP-OFF

Uncasville, Connecticut 1-1

2021 - Third Place

11/20/21	Villanova	L, 53-71
11/21/21	North Carolina	W, 89-72

HURRICANE CLASSIC

Miami, Florida 1-1

1960 - Third Place

12/28/60	Holy Cross	L, 67-68
12/29/60	Army	W, 88-71

JAMES NAISMITH CLASSIC

Toronto, Ontario 1-0

2019

11/16/19	Washington	W, 75-62
----------	------------	----------

JERRY COLANGELO CLASSIC

Phoenix, Arizona 1-0

2018

12/9/18	Gonzaga	W, 76-73
---------	---------	----------

JIMMY V CLASSIC

Various Sites 0-2

2000

12/19/00	Virginia (E. Rutherford)	L, 89-107
----------	--------------------------	-----------

2021

12/7/21	Texas Tech (New York City)	OT L, 52-57
---------	----------------------------	-------------

KENTUCKY INVITATIONAL

Lexington, Kentucky 1-1

1961 - Third Place

12/22/61	Kentucky	L, 69-96
12/22/61	Xavier	W, 75-70

LEGENDS CLASSIC

Newark, New Jersey 3-1

2007 - Runner-up

11/14/07	Ark-Monticello (Knoxville)	W, 101-44
11/16/07	Prairie View A&M (Knoxville)	W, 89-75
11/23/07	West Virginia	W, 74-72
11/24/07	Texas	L, 78-97

LAS VEGAS CLASSIC

Las Vegas, Nevada 1-1

1982

12/28/82	San Jose State	W, 50-42
12/29/82	UNLV	L, 54-70

LOS ANGELES CLASSIC

Los Angeles, California 2-1

1967 - Fifth Place

12/27/67	Iowa	L, 59-64
12/28/67	Southern Cal	W, 78-68
12/29/67	Utah State	W, 85-66

SPECIAL EVENTS & HOLIDAY TOURNAMENTS

OUTLOOK

PLAYERS

STAFF

REVIEW

RESULTS

RECORDS

HONORS

POSTSEASON

VOLMANAC

MEDIA INFO



MAUI INVITATIONAL		
Lahaina, Maui, Hawaii		4-8
2004 - Fourth Place		
11/22/04	Stanford	W, 69-57
11/23/04	North Carolina	L, 81-94
11/24/04	Texas	L, 70-95
2011 - Seventh Place		
11/21/11	Duke	L, 67-77
11/22/11	Memphis	2OT L, 97-99
11/23/11	Chaminade	W, 86-60
2016 - Seventh Place		
11/21/16	Wisconsin	L, 64-72
11/22/16	Oregon	OT L, 65-69
11/23/16	Chaminade	W, 95-81
2023 - Fourth Place (held in Honolulu, Hawaii)		
11/20/23	Syracuse	W, 73-56
11/21/23	Purdue	L, 67-71
11/22/23	Kansas	60-69
MIDWESTERN INVITATIONAL		
Kent, Ohio		2-0
1958 - Champions		
12/5/58	Michigan	W, 80-66
12/6/58	Wyoming	W, 90-69
MID-SOUTH CLASSIC		
Memphis, Tennessee		1-1
1989 - Runner-up		
11/24/89	Austin Peay	W, 71-69
11/25/89	Memphis State	L, 72-91
MCDONALD'S CLASSIC		
San Diego, California		2-0
1988 - Champions		
12/20/88	Alabama-Birmingham	W, 111-99
12/21/88	San Diego State	W, 77-75
MONTGOMERY INVITATIONAL TOURNAMENT		
Montgomery, Alabama		1-1
1954 - Runner-up		
12/17/54	Miami	W, 89-80
12/18/54	Auburn	L, 64-73
NIT SEASON TIP-OFF		
Various Sites		7-3
1992		
11/19/92	at Rutgers	W, 87-79
11/21/92	at Seton Hall	L, 64-72
2006 - Fourth Place		
11/13/06	Fordham (Nashville)	W, 78-71
11/14/06	UNC Wilmington (Nashville)	W, 87-75
11/22/06	Butler (NYC)	L, 44-55
11/24/06	North Carolina (New York City)	L, 87-101
2010 - Champions		
11/16/10	Belmont (Knoxville)	W, 85-76
11/17/10	Missouri State (Knoxville)	W, 60-56
11/24/10	VCU (New York City)	W, 77-72
11/26/10	Villanova (New York City)	W, 78-68
2018 - Runner-up		
11/21/18	Louisville (Brooklyn)	W, 92-81
11/23/18	Kansas (Brooklyn)	L, 81-87*
OLD SPICE CLASSIC/ORLANDO CLASSIC		
Orlando, Florida		3-3
2008 - Runner-up		
11/27/08	Siena	W, 78-64
11/28/08	Georgetown	W, 90-78
11/30/08	Gonzaga	L, 74-83
2014 - Fourth Place		
11/27/14	Santa Clara	W, 64-57
11/28/14	Kansas	L, 67-82
11/30/14	Marquette	L, 59-67
PUERTO RICO HOLIDAY CLASSIC		
Bayamon, Puerto Rico		2-1
1999 - Runner-up		
12/21/99	American-Puerto Rico	W, 102-58
12/22/99	Southern Illinois	W, 87-74
12/23/99	Tulsa	L, 68-88

PUERTO RICO TIP-OFF		
Bayamon, Puerto Rico		2-1
2012 - Third Place		
11/15/12	UNC Asheville	W, 75-68
11/16/12	Oklahoma State	L, 45-62
11/18/12	UMass	W, 83-69
QUAKER CITY TOURNAMENT		
Philadelphia, Pennsylvania		2-1
1971 - Third Place		
12/27/71	Manhattan	W, 76-70
12/28/71	Villanova	L, 67-76
12/30/71	Boston College	W, 61-60
RAINBOW CLASSIC		
Honolulu, Hawaii		9-9
1965 - Fifth Place		
12/27/65	St. Louis	L, 57-59
12/29/65	Hawaii	W, 88-41
12/30/65	Hawaii Marines (Exh.)	W, 84-54
1973 - Seventh Place		
12/27/73	Sub Pac (Exh.)	L, 79-81
12/28/73	Providence	L, 60-64
12/29/73	Santa Clara	W, 80-76
1978 - Sixth Place		
12/27/78	Utah	L, 71-80
12/29/78	Fordham	W, 83-58
12/30/78	Boston College	L, 72-74
1983 - Fourth Place		
12/27/83	Navy	W, 76-61
12/29/83	Hawaii	L, 60-73
12/30/83	Alabama-Birmingham	L, 66-84
1990 - Sixth Place		
12/27/90	Wichita State	L, 73-77
12/29/90	Iona	W, 93-77
12/30/90	Alaska-Anchorage	L, 78-86
2000 - Champions		
12/28/00	George Washington	W, 92-81
12/29/00	Iowa	W, 80-68
12/30/00	Hawaii	W, 69-58
REAL MADRID CHRISTMAS TOURNAMENT		
Madrid, Spain		2-1
1976 - Runner-up		
12/24/76	Nice, France (Exh.)	W, 98-95
12/25/76	African All-Stars (Exh.)	W, 112-85
12/26/76	Real Madrid (Exh.)	L, 103-113
REBEL ROUNDUP		
Las Vegas, Nevada		0-2
1977		
12/20/77	Iowa	L, 86-92
12/21/77	Northwestern	L, 86-93
SAN JUAN SHOOTOUT		
San Juan, Puerto Rico		1-2
1991 - Fourth Place		
11/29/91	American-Puerto Rico	W, 105-85
11/30/91	TCU	L, 59-73
12/1/91	Miami	L, 60-72
SEC/ACC CHALLENGE		
Campus Sites		0-1
2023-24		
11/29/23	at North Carolina	L, 92-100
SEC/BIG 12 CHALLENGE		
Campus Sites		6-3
2014-15		
12/6/14	Kansas State	W, 65-64
2015-16		
1/30/16	at TCU	L, 63-75
2016-17		
1/28/17	Kansas State	W, 70-58
2017-18		
1/27/18	at Iowa State	W, 68-45
2018-19		
1/26/19	West Virginia	W, 83-66
2019-20		

1/25/20	at Kansas	L, 68-74
2020-21		
1/30/21	Kansas	W, 80-61
2021-22		
1/29/22	at Texas	L, 51-52
2022-23		
1/28/23	Texas	W, 82-71
STEEL BOWL		
Pittsburgh, Pennsylvania		0-2
1960		
12/16/60	Duquesne	L, 64-79
12/17/60	Colgate	L, 73-76
SUGAR BOWL CLASSIC		
New Orleans, Louisiana		6-4
1936		
12/31/36	Arkansas	L, 34-42
1941 - Champions		
12/30/41	Long Island	W, 36-33
1966		
12/29/66	Bradley	L, 53-60
12/30/66	Boston College	L, 61-68
1975 - Champions		
12/29/75	Pennsylvania	W, 77-70
12/30/75	Tulane	W, 97-73
1980 - Champions		
12/28/80	Arizona State	W, 69-53
12/29/80	Duke	W, 90-69
1985		
12/27/85	SW Louisiana	L, 78-79**
12/28/85	Texas A&M	W, 70-64
SUN BELT CLASSIC		
Nashville, Tennessee		1-0
2007		
12/15/07	Western Kentucky	W, 88-82
SUN BOWL TOURNAMENT		
El Paso, Texas		1-1
1962 - Third Place		
12/28/62	Texas Western	L, 57-77
12/29/62	Denver	W, 59-58
TROJAN CLASSIC		
Los Angeles, California		1-1
1970 - Third Place		
12/29/70	Houston	L, 65-68
12/30/70	Michigan State	W, 81-70
U.S. VIRGIN ISLANDS PARADISE JAM		
St. Thomas, U.S. Virgin Islands		2-1
2009 - Runner-up		
11/20/09	East Carolina	W, 105-66
11/22/09	DePaul	W, 57-53
11/23/09	Purdue	L, 72-73
VETERANS CLASSIC		
Annapolis, Maryland		0-1
2014		
11/14/14	VCU	L, 69-85
UTAH CLASSIC		
Salt Lake City, Utah		1-1
1976 - Third Place		
12/10/76	San Francisco	L, 77-86
12/11/76	Seton Hall	W, 99-90
VIRGINIA TECH TOURNAMENT		
Blacksburg, Virginia		2-0
1963 - Champions		
12/20/63	Maryland	W, 70-59
12/21/63	Virginia Tech	W, 81-60

SPECIAL EVENTS & HOLIDAY TOURNAMENTS

VOLUNTEER CLASSIC

Knoxville, Tennessee 44-4

1966 - Champions

12/16/66 Auburn W, 73-49
12/17/66 Clemson W, 52-44

1967 - Champions

12/15/67 Illinois W, 66-42
12/16/67 Tulsa W, 56-48

1968 - Champions

12/13/68 Oklahoma W, 55-49
12/14/68 Southern Illinois W, 54-41

1969 - Champions

12/19/69 Montana State W, 71-62
12/20/69 LaSalle W, 55-47

1970 - Champions

12/18/70 San Francisco W, 79-59
12/19/70 Providence W, 77-58

1971 - Champions

12/17/71 Penn State W, 57-55
12/18/71 Michigan State W, 85-61

1972 - Runner-up

12/15/72 Syracuse W, 87-83
12/16/72 Missouri L, 57-67

1973 - Champions

12/14/73 DePaul W, 96-61
12/15/73 Temple W, 11-6

1974 - Champions

12/13/74 Navy W, 86-59
12/14/74 Harvard W, 84-59

1975 - Champions

12/19/75 Army W, 99-69
12/20/75 Clemson W, 77-66

1976 - Champions

12/17/76 LaSalle W, 92-85
12/18/76 St. John's W, 86-81

1977 - Runner-up

12/16/77 Dartmouth W, 77-58
12/17/77 Utah L, 80-85

1978 - Runner-up

12/15/78 Niagara W, 100-80
12/16/78 Xavier L, 50-51

1979 - Champions

12/14/79 Fordham W, 88-63
12/15/79 Arizona State W, 82-79

1980 - Champions

12/19/80 Iona W, 80-54
12/20/80 Brigham Young W, 81-65

1981 - Champions

12/18/81 American University W, 59-58
12/19/81 California W, 80-48

1982 - Champions

12/17/82 St. Francis (Brooklyn, NY) W, 70-51
12/18/82 Miami (Ohio) W, 69-62

1983 - Champions

12/16/83 Montana State W, 64-41
12/17/83 Louisiana Tech W, 71-61

1984 - Champions

12/14/84 Southern Mississippi W, 89-73
12/15/84 Virginia Tech W, 86-75

1985 - Champions

12/20/85 Furman W, 79-45
12/21/85 UNC Wilmington W, 85-57

1986 - Champions

12/19/86 Ball State W, 78-52
12/20/86 UNC Charlotte W, 86-69

1987 - Champions

12/28/87 Army W, 75-52
12/29/87 Pepperdine W, 96-75

1988 - Champions

12/28/88 Miami (Ohio) W, 94-83
12/29/88 Memphis State W, 76-74

1989 - Third Place

12/29/89 Fordham L, 85-93
12/30/89 Washington State W, 83-82

ALL-TOURNAMENT TEAMS
(SINCE 2001)

Barclays Center Classic

2015 - Kevin Punter Jr.

Battle 4 Atlantis

2022 - Santiago Vescovi (MVP)
2022 - Julian Phillips

Great Alaska Shootout

2001 - Vincent Yarbrough

Legends Classic

2007 - Chris Lofton

Maui Invitational

2023 - Dalton Knecht

NIT Season Tip-Off

2010 - Scotty Hopson
2018 - Jordan Bone
2018 - Grant Williams

Old Spice Classic/Orlando Classic

2008 - Tyler Smith

Paradise Jam

2009 - Wayne Chism

Puerto Rico Tip-Off Classic

2012 - Jarnell Stokes



The 1975-76 Vols captured the program's ninth of 20 Volunteer Classic championships in December of 1975 with victories over Army and Clemson at Stokely Athletics Center. Pictured here accepting the trophy are Terry Crosby, Mike Jackson, Bernard King, Doug Ashworth and Ernie Grunfeld.



YEARLY RESULTS

1908-09

2-5

Coach: None

Captain: Nathan W. Dougherty

Date	Opponent	Result	Site
J22	at Asheville YMCA	L, 10-20	Asheville
J23	at Asheville School	L, 19-29	Asheville
J27	TSD	W, 55-16	Knoxville
J28	at Carson Newman	L, 21-29	Jefferson City
J29	at Bristol YMCA	L, 31-47	Bristol
J30	at Bristol YMCA	L, 24-28	Bristol
F4	at TMI	W, 21-20	Sweetwater

1909-10

7-8

Coach: None

Captain: Solon S. Kipp

Date	Opponent	Result	Site
D16	Central University	W, 33-31	Knoxville
D20	at Newport YMCA	L, 23-37	Newport
J4	TSD	W, 60-10	Knoxville
J9	at Maryville	W, 30-28	Maryville
J12	Maryville	L, 28-35	Knoxville
F8	Knoxville YMCA	W, 37-15	Knoxville
F12	Mooney School	W, 31-22	Knoxville
F16	at Kentucky	L, 5-20	Lexington
F17	at St. Mary's (Md.)	L, 23-26	St. Mary
F18	at Central University	L, 8-62	Danville
F19	at Mooney School	W, 17-15	Harriman
F21	at S. Chattanooga YMCA	L, 20-33	Chattanooga
F26	Knoxville YMCA	L, 21-42	Knoxville
M1	at Maryville	W, 19-16	Maryville
M5	Knoxville YMCA	L, 23-29	Knoxville

1910-11

7-9

Coach: A. A. Stone

Captain: Earl F. Ketchen

Date	Opponent	Result	Site
J11	TSD	L, 30-42	Knoxville
J14	at Maryville	W, 36-28	Maryville
J17	Knoxville YMCA	W, 46-41	Knoxville
J20	Knoxville YMCA	L, 22-36	Knoxville
F10	Knoxville YMCA	W, 34-30	Knoxville
F11	Maryville	W, 41-24	Knoxville
F13	at Tusculum	W, 45-26	Greeneville
F14	at Emory & Henry	W, 38-34	Bristol
F15	at Virginia Tech	L, 20-58	Blacksburg
F17	at Washington & Lee	L, 22-76	Lexington, Va.
F18	vs. VMI	L, 19-21	Lexington, Va.
F20	at Duke	L, 25-48	Durham
F21	at North Carolina	L, 21-40	Chapel Hill
F22	at Guilford College	L, 39-46	Greensboro
F25	at Mooney School	L, 13-43	Harriman
F27	at Maryville	W, 33-29	Maryville

1911-12

5-5

Coach: Zora G. Clevenger

Captain: A. E. Leonhardt

Date	Opponent	Result	Site
D16	Maryville	W, 53-18	Knoxville
J12	Knoxville YMCA	L, 23-32	Knoxville
J22	Knoxville YMCA	W, 31-22	Knoxville
F6	at Central University	L, 27-28	Danville
F7	at Kentucky	L, 15-27	Lexington
F8	at Georgetown (Ky.)	L, 17-46	Georgetown
F9	at Transylvania	L, 19-20	Lexington
F10	at Eastern Kentucky	W, 44-13	Richmond
F16	Knoxville YMCA	W, 35-31	Knoxville
F26	Knoxville YMCA	W, 36-35	Knoxville

1912-13

9-5

Coach: Zora G. Clevenger

Captain: Victor H. Klein

Date	Opponent	Result	Site
D9	Knoxville All-Stars	W, 40-26	Knoxville
D11	Knoxville High School	W, 38-22	Knoxville
D16	Knoxville Central H.S.	W, 44-20	Knoxville
J11	Maryville	W, 37-28	Knoxville
J13	Associates	W, 56-16	Knoxville
J17	Georgia	L, 22-52	Knoxville
J24	at Chattanooga	W, 27-18	Chattanooga
F5	at Chattanooga	W, 24-23	Chattanooga

F6	at Georgia	L, 13-38	Athens
F7	at Mercer	L, 18-24	Macon
F8	at S. Chattanooga YMCA	L, 9-17	Chattanooga
F18	at Central University	W, 35-34	Danville
F19	at Louisville	W, 24-16	Louisville
F20	at New Albany YMCA	L, 19-44	New Albany

1913-14

15-2

Coach: Zora G. Clevenger

Captain: Victor H. Klein

Date	Opponent	Result	Site
D7	Johnson Bible College	W, 45-17	Knoxville
D12	Carson Newman	W, 58-13	Knoxville
J17	at Maryville	W, 49-16	Maryville
F1	at S. Chattanooga YMCA	W, 24-18	Chattanooga
F3	Knoxville High School	W, 52-18	Knoxville
F6	Alabama	W, 49-13	Knoxville
F7	Alabama	W, 22-21	Knoxville
F9	at Cumberland College	W, 32-22	Williamsburg
F10	at Union College	W, 41-12	Barbourville
F11	at Kentucky	L, 14-20	Lexington
F12	at Kentucky	L, 18-20	Lexington
F13	at Louisville YMCA	W, 31-30	Louisville
F14	at Louisville	W, 52-17	Louisville
F18	Chattanooga	W, 32-7	Knoxville
F21	Maryville	W, 36-15	Knoxville
F23	at Maryville	W, 40-19	Maryville
F28	at Chattanooga	W, 34-18	Chattanooga

1914-15

9-2

Coach: Zora G. Clevenger

Captain: Malcolm McSpadden

Date	Opponent	Result	Site
J9	at Cumberland College	W, 62-29	Williamsburg
J12	Carson Newman	W, 83-19	Knoxville
J23	Johnson Bible College	W, 80-19	Knoxville
F5	Kentucky	W, 36-21	Knoxville
F6	Kentucky	W, 27-22	Knoxville
F11	Tusculum	W, 24-19	Knoxville
F16	at Central University	W, 39-20	Danville
F17	at Kentucky	L, 13-22	Lexington
F18	at Kentucky	L, 18-20	Lexington
F19	at Louisville	W, 30-27	Louisville
F20	at Louisville	W, 20-15	Louisville

1915-16

12-0

Coach: Zora G. Clevenger

Captain: B. J. Greenwood

Date	Opponent	Result	Site
J8	Johnson Bible College	W, 43-20	Knoxville
J14	at Chattanooga	W, 39-22	Chattanooga
J22	Cumberland College	W, 54-25	Knoxville
J29	Chattanooga	W, 31-22	Knoxville
F5	Murphy College	W, 43-16	Knoxville
F11	at Murphy College	W, 34-20	Sevierville
F19	Emory & Henry	W, 27-19	Knoxville
F22	at Cumberland College	W, 63-33	Williamsburg
F23	at Kentucky	W, 28-17	Lexington
F24	at Louisville	W, 25-20	Louisville
F25	at Centre	W, 39-30	Danville
F26	at Transylvania	W, 52-30	Lexington

1916-17

10-5

Coach: John R. Bender

Captain: Joseph Jacobs

Date	Opponent	Result	Site
J13	Tusculum	W, 39-11	Knoxville
J20	Maryville	L, 15-23	Knoxville
J23	Knoxville YMCA	W, 27-18	Knoxville
J27	Knoxville YMCA	W, 35-17	Knoxville
F9	at Kentucky	W, 23-20	Lexington
F10	at Kentucky	W, 22-19	Lexington
F19	at Tusculum	L, 17-18	Tusculum
F20	at Virginia Tech	L, 17-41	Blacksburg
F21	at Washington & Lee	L, 19-28	Lexington, Va.
F22	at Virginia	W, 23-21	Charlottesville
F24	at George Washington	L, 19-28	Washington, D.C.
F27	Maryville	W, 31-17	Knoxville
M2	Kentucky	W, 27-26	Knoxville

M3	Kentucky	W, 30-10	Knoxville
M5	at Maryville	W, 30-23	Maryville

1917-18

3-9-1

Coach: R. H. Fitzgerald

Captain: Dan B. Wexler

Date	Opponent	Result	Site
J14	Tusculum	W, 21-17	Knoxville
J26	Maryville	W, 28-19	Knoxville
J29	at Maryville	T, 20-20	Maryville
F7	at Kentucky	L, 26-33	Lexington
F8	at Kentucky	L, 12-40	Lexington
F9	at Transylvania	W, 21-19	Lexington
F18	at Tusculum	L, 26-33	Tusculum
F19	at Virginia Tech	L, 15-34	Blacksburg
F20	at Washington & Lee	L, 19-35	Lexington, Va.
F21	at VMI	L, 19-41	Lexington, Va.
F22	at Virginia	L, 21-58	Charlottesville
M1	Kentucky	L, 18-29	Knoxville
M2	Kentucky	L, 20-32	Knoxville

1918-19

2-6

Coach: R. H. Fitzgerald

Captain: Frank Callaway

Date	Opponent	Result	Site
F7	Kentucky	W, 40-22	Knoxville
F18	Union College	W, 61-20	Knoxville
F19	Maryville	L, 18-21	Knoxville
F20	at Chattanooga	L, 22-27	Chattanooga
F26	at Centre	L, 26-55	Danville
F27	at Georgetown	L, 33-34	Lexington
F28	at Kentucky	L, 14-30	Lexington
M1	at Union College	L, 35-53	Barbourville

1919-20

11-3

Coach: John R. Bender

Captain: Henry P. (Peg) Bell

Date	Opponent	Result	Site
J17	Jellico YMCA	W, 49-19	Knoxville
J19	Tusculum	W, 41-35	Knoxville
J23	Maryville	W, 43-23	Knoxville
J30	at Maryville	L, 11-23	Maryville
F2	at Jellico YMCA	W, 27-12	Jellico
F3	at Centre	W, 2-0	Danville
F4	at Georgetown (Ky.)	W, 54-14	Georgetown
F5	at Kentucky	W, 29-24	Lexington
F6	at Transylvania	W, 38-15	Lexington
F7	at Kentucky	W, 27-26	Lexington
F25	Knoxville YMCA	W, 47-18	Knoxville
F27	Kentucky	W, 28-25	Knoxville
F28	Kentucky	L, 25-36	Knoxville
World Basketball Championship			
M10	at Atlanta Athletic Club	L, 26-58	Atlanta

1920-21

8-7

Coach: John R. Bender

Captain: Conrad Troutman

Date	Opponent	Result	Site
J12	Knoxville High School	W, 26-20	Knoxville
J15	Tusculum	W, 41-15	Knoxville
J19	Jellico YMCA	W, 27-19	Knoxville
J23	Knoxville High School	L, 17-21	Knoxville
J29	Cumberland College	W, 48-13	Knoxville
F5	Maryville	W, 35-30	Knoxville
F10	Maryville	W, 32-17	Knoxville
F11	Carson Newman	W, 39-16	Knoxville
F15	at Chattanooga	L, 18-19	Chattanooga
F16	at Atlanta Athletic Club	L, 29-59	Atlanta
F17	at Macon YMCA	L, 16-52	Macon
F18	at Mercer	L, 20-28	Macon
F19	at Georgia Tech	W, 29-28	Atlanta
F23	Knoxville Am. Legion	L, 26-30	Knoxville

SIAA Tournament

M2	Millsaps	L, 28-29	Atlanta
----	----------	----------	---------

YEAR-BY-YEAR RESULTS

1921-22

13-7-1

Coach: M. B. Banks

Captain: Palmer Jones

Date	Opponent	Result	Site
	Johnson Bible College	W, 21-10	Knoxville
D29	Knoxville YMCA	T, 15-15	Knoxville
J6	Milligan	W, 31-14	Knoxville
J10	Carson Newman	W, 28-12	Knoxville
J13	King	W, 24-17	Knoxville
J18	Chattanooga	L, 18-19	Knoxville
J28	at Virginia Tech	L, 19-26	Blacksburg
	at Roanoke College	W, 33-28	Roanoke
	at Washington & Lee	L, 11-40	Lexington, Va.
F1	at VMI	L, 19-26	Lexington
F2	at Virginia	L, 21-31	Charlottesville
F3	at Lynchburg Elks Lodge	L, 21-32	Lynchburg
F7	Knoxville YMCA	W, 32-26	Knoxville
F11	Vanderbilt	W, 20-5	Knoxville
F14	Emory & Henry	W, 38-11	Knoxville
F16	Louisville	W, 28-22	Knoxville
F17	Georgia Tech	W, 26-14	Knoxville
F20	at Carson Newman	W, 29-14	Jefferson City
F22	at Vanderbilt	W, 16-15	Nashville

SIAA Tournament

F25	Mississippi College	W, 19-18	Atlanta
F27	Alabama	L, 25-29	Atlanta

1922-23

15-2

Coach: M. B. Banks

Captain: Howard Johnson

Date	Opponent	Result	Site
J8	Maryville	W, 18-15	Knoxville
J11	Camp Benning	W, 19-13	Knoxville
J15	Tusculum	W, 35-19	Knoxville
J20	Kentucky	W, 30-26	Knoxville
J22	Milligan	W, 22-12	Knoxville
J30	Georgetown (Ky.)	W, 30-20	Knoxville
F2	Georgia	W, 30-26	Knoxville
F7	at Centre	W, 27-21	Danville
F8	at Transylvania	W, 20-19	Lexington
F9	at Georgetown (Ky.)	W, 34-16	Georgetown
F10	at Kentucky	W, 28-23	Lexington
F12	Centenary	W, 21-12	Knoxville
F16	Emory & Henry	W, 32-11	Knoxville
F20	Transylvania	W, 29-16	Knoxville
F22	at Vanderbilt	L, 25-28	Nashville
F24	Maryville	W, 23-21	Knoxville

SIAA Tournament

F27	Georgia	L, 19-23	Atlanta
-----	---------	----------	---------

1923-24

10-8

Coach: M. B. Banks

Captain: Bill Hatcher

Date	Opponent	Result	Site
J5	Milligan	W, 24-11	Knoxville
J12	Maryville	W, 26-17	Knoxville
J15	Mississippi State	W, 20-17	Knoxville
J18	Kentucky	W, 20-13	Knoxville
J20	Sewanee	W, 46-20	Knoxville
J26	Mercer	L, 23-28	Knoxville
J28	at Ole Miss	L, 17-36	Oxford
J29	at Ole Miss	L, 13-24	Oxford
J30	at Mississippi State	L, 26-48	Starkville
J31	at St. Stanislas	W, 25-21	Bay St. Louis
F1	at Tulane	L, 20-42	New Orleans
F2	at Tulane	L, 24-39	New Orleans
F9	Vanderbilt	W, 36-23	Knoxville
F12	at Maryville	L, 18-20	Maryville
F16	Clemson	W, 18-12	Knoxville
F21	Transylvania	W, 41-28	Knoxville
F25	Maryville	W, 30-25	Knoxville

SIAA Tournament

F29	Mississippi State	L, 18-33	Atlanta
-----	-------------------	----------	---------

1924-25

6-8

Coach: M. B. Banks

Captain: Earl Keister

Date	Opponent	Result	Site
J7	Lincoln Memorial	W, 32-14	Knoxville
J10	Ole Miss	W, 15-13	Knoxville
J14	Maryville	W, 16-13	Knoxville
J23	at Maryville	L, 21-28	Maryville
J31	at Chattanooga	L, 14-25	Chattanooga
F2	at Vanderbilt	L, 18-27	Nashville
F4	Centre	W, 25-23	Knoxville

F9	Kentucky	L, 22-35	Knoxville
F14	Tulane	L, 18-32	Knoxville
F16	at Centre	L, 23-26	Danville
F17	at Georgetown (Ky.)	W, 20-12	Georgetown
F18	at Kentucky	L, 21-26	Lexington
F21	Alabama	L, 14-26	Knoxville
F24	Maryville	W, 34-15	Knoxville

1925-26

9-8

Coach: M. B. Banks

Captain: Billy Harkness

Date	Opponent	Result	Site
J9	Athletic House	W, 44-29	Knoxville
J12	Chattanooga	W, 37-23	Knoxville
J14	Maryville	W, 37-22	Knoxville
J16	Tusculum	W, 44-22	Knoxville
J18	Carson Newman	L, 25-34	Knoxville
J25	at Maryville	L, 28-29	Maryville
F2	Alabama	L, 21-42	Knoxville
F4	Cumberland College	W, 32-13	Knoxville
F5	Kentucky Wesleyan	W, 28-19	Knoxville
F6	Vanderbilt	W, 38-32	Knoxville
F10	Centre	W, 32-15	Knoxville
F12	Kentucky	L, 17-51	Knoxville
F17	at Centre	W, 32-15	Danville
F18	at Kentucky	L, 21-27	Lexington
F19	at Kentucky Wesleyan	L, 26-40	Owensboro
F20	at Ohio	L, 30-50	Athens

Southern Conference Tournament

F26	Georgia	L, 25-48	Atlanta
-----	---------	----------	---------

1926-27

7-12

Coach: W. H. Britton

Captain: James Cooley

Date	Opponent	Result	Site
J5	Tennessee Wesleyan	L, 20-23	Knoxville
J7	Florida	W, 22-19	Knoxville
J10	Maryville	L, 22-23	Knoxville
J12	at Georgia	L, 28-29	Athens
J13	at Clemson	W, 17-4	Clemson
J15	at South Carolina	L, 24-39	Columbia
J21	Kentucky	W, 19-14	Knoxville
J24	at Maryville	L, 19-24	Maryville
J27	Carson Newman	L, 30-33	Knoxville
J29	Concord State	W, 36-25	Knoxville
F3	at Carson Newman	L, 21-25	Jefferson City
F5	Centre	W, 25-19	Knoxville
F10	Louisville	L, 26-28	Knoxville
F12	Ole Miss	L, 34-39	Knoxville
F15	Auburn	W, 24-23	Knoxville
F18	at Centre	L, 19-23	Danville
F19	at Kentucky	W, 30-21	Lexington
F21	at Vanderbilt	L, 25-35	Nashville

Southern Conference Tournament

F25	North Carolina	L, 17-32	Atlanta
-----	----------------	----------	---------

1927-28

0-12

Coach: W. H. Britton

Captain: James Cooley

Date	Opponent	Result	Site
J6	Tennessee Wesleyan	L, 35-36	Knoxville
J14	Maryville	L, 20-25	Knoxville
J20	at Auburn	L, 14-63	Auburn
J21	at Georgia Tech	L, 26-31	Atlanta
J24	Alabama	L, 22-45	Knoxville
J27	at Georgetown (Ky.)	L, 18-52	Georgetown
J28	at Kentucky	L, 18-48	Lexington
F2	Louisville	L, 29-49	Knoxville
F9	Kentucky	L, 16-43	Knoxville
F13	Georgia Tech	L, 25-42	Knoxville
F14	Sewanee	L, 31-39	Knoxville
F18	Vanderbilt	L, 26-28	Knoxville

1928-29

11-5

Coach: W. H. Britton

Captain: E. O. Butcher

Date	Opponent	Result	Site
D28	South Carolina	W, 29-20	Knoxville
D29	South Carolina	W, 22-14	Knoxville
J3	Clemson	W, 36-29	Knoxville
J5	North Carolina	L, 26-28	Knoxville
J12	Tennessee Wesleyan	W, 36-19	Knoxville
J17	Kentucky	L, 29-35	Knoxville
J19	at Kentucky	L, 22-27	Lexington

J22	Maryville	W, 30-23	Knoxville
J28	Alabama	W, 30-23	Knoxville
F4	Georgetown (Ky.)	W, 39-32	Knoxville
F12	at Georgia	L, 21-45	Athens
F13	at Georgia Tech	W, 30-25	Atlanta
F16	Knoxville YMCA	W, 26-23	Knoxville
F22	at Sewanee	W, 22-15	Sewanee
F23	at Vanderbilt	W, 26-22	Nashville

Southern Conference Tournament

M1	North Carolina State	L, 32-48	Atlanta
----	----------------------	----------	---------

1929-30

13-4

Coach: W. H. Britton

Captains: R. L. Dodd, E. R. Lucas

Date	Opponent	Result	Site
D19	Carson Newman	W, 35-15	Knoxville
D23	Tepcos	W, 37-32	Knoxville
J6	Clemson	W, 35-26	Knoxville
J11	Maryville	W, 36-25	Knoxville
J15	Tennessee Wesleyan	W, 43-20	Knoxville
J18	at Kentucky	L, 20-23	Lexington
J22	Georgia Tech	W, 33-28	Knoxville
J24	Auburn	W, 33-18	Knoxville
J31	Kentucky	W, 29-24*	Knoxville
F6	Sewanee	W, 37-26	Knoxville
F7	at Alabama	L, 14-29	Tuscaloosa
F8	at Vanderbilt	W, 23-21	Nashville
F19	at Tepcos	L, 24-26	Chattanooga
F22	Vanderbilt	W, 38-33	Knoxville

Southern Conference Tournament

F29	VMI	W, 28-20	Atlanta
M1	Washington & Lee	W, 39-28	Atlanta
M3	Alabama	L, 22-32	Atlanta

1930-31

11-10

Coach: W. H. Britton

Captains: Maurice Corbitt, Hugh D. Faust, Jr.

Date	Opponent	Result	Site
D14	Carson Newman	W, 24-20	Knoxville
D20	Union College	W, 31-23	Knoxville
J2	Burk Terrors	W, 50-28	Knoxville
J5	Clemson	W, 40-23	Knoxville
J10	at Kentucky	L, 23-31	Lexington
J12	Tennessee Wesleyan	W, 47-25	Knoxville
J16	at Georgia	L, 19-22	Athens
J17	at Clemson	L, 31-38	Clemson
J22	at Georgia Tech	L, 29-49	Atlanta
J24	Maryville	W, 40-27	Knoxville
J27	at Vanderbilt	L, 40-41	Nashville
J31	Kentucky	L, 32-36*	Knoxville
F4	Detroit	L, 30-31	Knoxville
F7	Alabama	W, 26-24	Knoxville
F10	Georgia Tech	L, 25-32	Knoxville
F11	Duke	W, 36-25	Knoxville
F16	Milligan	W, 36-33	Knoxville
F19	Georgia	L, 18-31	Knoxville
F21	Vanderbilt	W, 37-34	Knoxville

Southern Conference Tournament

F27	Alabama	W, 26-20	Atlanta
F28	Florida	L, 29-33	Atlanta

1931-32

8-7

Coach: W. H. Britton

Captain: Claude S. Reeder, Jr.

Date	Opponent	Result	Site
D19	Carson Newman	W, 30-21	Knoxville
J1	Lincoln Memorial	W, 42-17	Knoxville
J4	Clemson	W, 25-18	Knoxville
J9	Georgia	W, 24-17	Knoxville
J13	Milligan	L, 26-32	Knoxville
J16	Kentucky	L, 28-29	Knoxville
J23	at Georgia	L, 19-38	Athens
J26	at Vanderbilt	W, 27-25	Nashville
J30	at Alabama	L, 19-24	Tuscaloosa
F2	Tennessee Wesleyan	W, 33-23	Knoxville
F6	Alabama	L, 21-25	Knoxville
F8	Duke	W, 32-31	Knoxville
F13	at Kentucky	L, 27-41	Lexington
F19	Vanderbilt	W, 27-22	Knoxville

Southern Conference Tournament

F26	North Carolina	L, 25-35	Atlanta
-----	----------------	----------	---------

1932-33 9-11 / 3-7 (10th SEC)

Coach: W. H. Britton
Captain: E. Powell McWhirter

Date	Opponent	Result	Site
D17	Lincoln Memorial	W, 41-18	Knoxville
D30	at Tulane	L, 23-31	New Orleans
D31	at Tulane	L, 33-34	New Orleans
J2	at Alabama	L, 15-49	Tuscaloosa
J5	South Carolina	L, 29-33	Knoxville
J7	Celtics	L, 28-30	Knoxville
J10	at Vanderbilt	L, 32-37	Nashville
J14	Kentucky	L, 21-42	Knoxville
J16	Milligan	L, 26-44	Knoxville
J20	Chattanooga	W, 43-30	Knoxville
J24	Alabama	W, 26-23	Knoxville
J28	at Kentucky	L, 23-44	Lexington
J31	King	W, 43-21	Knoxville
F4	at Georgia Tech	L, 23-37	Atlanta
F7	Mexico	W, 43-31	Knoxville
F11	Tennessee Wesleyan	W, 51-11	Knoxville
F13	Georgia Tech	W, 33-26	Knoxville
F17	Vanderbilt	W, 35-27	Knoxville

Southeastern Conference Tournament

F24	Georgia Tech	W, 30-24	Atlanta
F25	LSU	L, 43-55	Atlanta

1933-34 10-7 / 3-5 (8th SEC)

Coach: W. H. Britton
Captain: Albert Kirk

Date	Opponent	Result	Site
D19	Tennessee Wesleyan	W, 41-19	Knoxville
J6	Celtics	L, 25-30	Knoxville
J9	Clemson	W, 30-27	Knoxville
J13	Kentucky	L, 23-44	Knoxville
J16	at Alabama	L, 31-44	Tuscaloosa
J20	Emory & Henry	W, 32-31	Knoxville
J24	at Vanderbilt	L, 26-31	Nashville
J27	at Kentucky	L, 26-53	Lexington
J31	at Georgia Tech	W, 35-25	Atlanta
F3	Milligan	W, 31-26	Knoxville
F6	Chattanooga	W, 43-28	Knoxville
F9	Alabama	L, 26-54	Knoxville
F12	Georgia Tech	W, 23-21	Knoxville
F16	Vanderbilt	W, 45-34	Knoxville

Southeastern Conference Tournament

F24	LSU	W, 42-35	Atlanta
F25	Auburn	W, 43-26	Atlanta
F26	Alabama	L, 26-29	Atlanta

1934-35 11-5 / 7-4 (3rd SEC)

Coach: W. H. Britton
Captain: Harry Anderson

Date	Opponent	Result	Site
D15	Tennessee Wesleyan	W, 65-20	Knoxville
D17	Lincoln Memorial	W, 52-16	Knoxville
J7	Clemson	L, 33-40	Knoxville
J10	Tulane	W, 38-17	Knoxville
J11	Tulane	W, 39-27	Knoxville
J16	at Georgia Tech	W, 36-26	Atlanta
J19	Emory & Henry	W, 32-29	Knoxville
J26	at Kentucky	L, 21-48	Lexington
F1	Auburn	W, 48-27	Knoxville
F4	at Alabama	L, 29-45	Tuscaloosa
F9	Alabama	L, 28-30	Knoxville
F12	at Vanderbilt	W, 39-29	Nashville
F16	Kentucky	L, 36-38	Knoxville
F18	Georgia Tech	W, 34-31	Knoxville
F23	Vanderbilt	W, 39-37	Knoxville
M2	Woco-Pep	W, 51-27	Knoxville

1935-36 15-6 / 8-4 (3rd SEC)

Coach: Blair Gullion
Captain: Harry Anderson

Date	Opponent	Result	Site
D14	Tennessee Wesleyan	W, 44-22	Knoxville
D19	at Lambuth	L, 28-29	Jackson
J4	Emory & Henry	W, 31-29	Knoxville
J7	Chattanooga	W, 45-22	Knoxville
J11	Georgia	W, 56-44	Knoxville
J15	Sewanee	W, 41-18	Knoxville
J17	at Georgia Tech	L, 30-33	Atlanta
J18	at Alabama	W, 39-34	Tuscaloosa
J24	at Xavier	L, 20-34	Cincinnati
J25	at Kentucky	L, 31-40	Lexington

J31	at Georgia	L, 24-30	Athens
F10	at Chattanooga	W, 44-16	Chattanooga
F11	Alabama	W, 28-20	Knoxville
F15	Kentucky	W, 39-28	Knoxville
F18	at Vanderbilt	L, 30-33	Nashville
F19	at Sewanee	W, 46-35	Sewanee
F22	Vanderbilt	W, 34-33	Knoxville
F24	Georgia Tech	W, 33-21	Knoxville

Southeastern Conference Tournament

F28	Auburn	W, 43-25	Knoxville
F29	Kentucky	W, 39-28	Knoxville
M2	Alabama	W, 29-25	Knoxville

1936-37 17-5 / 7-1 (2nd SEC)

Coach: Blair Gullion
Captain: Floyd Marshall

Date	Opponent	Result	Site
D9	Tennessee Wesleyan	W, 36-20	Knoxville
D12	Carson Newman	W, 37-18	Knoxville
D17	Clemson	W, 33-23	Knoxville
D31	I-Arkansas	L, 34-42	New Orleans
J5	Emory & Henry	W, 35-27	Knoxville
J9	Creighton	W, 34-28	Knoxville
J12	Chattanooga	W, 35-15	Knoxville
J16	at Alabama	W, 36-31**	Tuscaloosa
J19	Sewanee	W, 47-12	Knoxville
J23	at Kentucky	L, 26-43	Lexington
J27	at Long Island	L, 24-30	New York City
J28	at Baltimore	L, 33-37	Baltimore
F1	Marshall	W, 33-31	Knoxville
F4	at Vanderbilt	W, 50-30	Nashville
F8	Alabama	W, 26-23	Knoxville
F13	Kentucky	W, 26-24	Knoxville
F17	Vanderbilt	W, 34-28	Knoxville
F19	at Chattanooga	W, 28-20	Chattanooga
F20	at Sewanee	W, 36-23	Sewanee

Southeastern Conference Tournament

F26	Georgia	W, 35-11	Knoxville
F27	Alabama	W, 42-25	Knoxville
M1	Kentucky	L, 25-39	Knoxville

I-Sugar Bowl Classic

1937-38 15-8 / 7-4 (5th SEC)

Coach: Blair Gullion
Captain: Alvin Rice

Date	Opponent	Result	Site
D7	Lincoln Memorial	W, 27-14	Knoxville
D11	Tennessee Wesleyan	W, 42-15	Knoxville
D17	at Clemson	L, 15-28	Clemson
D18	at South Carolina	W, 31-21	Columbia
D20	at George Washington	L, 24-47	Washington, D.C.
D21	at Duquesne	W, 31-27	Pittsburgh
J5	Mississippi State	L, 31-35	Knoxville
J8	Emory & Henry	W, 26-20	Knoxville
J14	at Alabama	W, 27-17	Knoxville
J15	at Mississippi State	L, 31-34	Starkville
J18	Sewanee	W, 39-20	Knoxville
J22	at Kentucky	L, 27-52	Lexington
J25	Chattanooga	W, 38-18	Knoxville
J28	at Vanderbilt	W, 37-30	Nashville
F5	Marshall	L, 31-34	Knoxville
F7	at Chattanooga	W, 37-31	Chattanooga
F11	Alabama	W, 36-22	Knoxville
F16	Florida	W, 41-28	Knoxville
F19	Vanderbilt	W, 38-26	Knoxville
F22	at Sewanee	W, 33-27	Sewanee
F26	Kentucky	L, 26-29	Knoxville

Southeastern Conference Tournament

M3	Mississippi State	W, 41-34	Baton Rouge
M3	Ole Miss	L, 40-45	Baton Rouge

1938-39 14-7 / 6-5 (8th SEC)

Coach: John Mauer
Captains: Charles Higdon, Byrl Logan

Date	Opponent	Result	Site
D5	Lincoln Memorial	W, 37-35	Knoxville
D10	Clemson	W, 29-16	Knoxville
D15	Tennessee Wesleyan	W, 29-24	Knoxville
J3	Emory & Henry	W, 52-25	Knoxville
J9	South Carolina	W, 44-18	Knoxville
J13	at Alabama	L, 37-39**	Tuscaloosa
J14	at Mississippi State	L, 24-25	Starkville
J18	Sewanee	W, 51-27	Knoxville
J21	at Kentucky	W, 30-29	Lexington

J23	Michigan State	L, 31-35	Knoxville
J28	Vanderbilt	W, 33-31	Knoxville
F4	Marshall	W, 42-41	Knoxville
F10	Alabama	L, 37-42**	Knoxville
F14	Mississippi State	W, 42-30	Knoxville
F18	Kentucky	L, 34-36**	Knoxville
F21	at Vanderbilt	L, 38-46	Nashville
F22	at Sewanee	W, 44-20	Sewanee
F25	Georgia	W, 35-29	Knoxville

Southeastern Conference Tournament

M2	Auburn	W, 49-35	Knoxville
M3	Vanderbilt	W, 39-36	Knoxville
M4	Kentucky	L, 38-46	Knoxville

1939-40 14-7 / 7-3 (2nd SEC)

Coach: John Mauer
Captain: Gilbert Huffman

Date	Opponent	Result	Site
D11	Tennessee Tech	W, 37-23	Knoxville
D20	Milligan	W, 35-23	Knoxville
D30	King College	W, 54-17	Knoxville
J2	Lincoln Memorial	W, 39-32	Knoxville
J6	at Michigan State	L, 20-29	East Lansing
J8	at Xavier	L, 35-36	Cincinnati
J13	at Alabama	W, 26-23	Tuscaloosa
J15	Vanderbilt	W, 29-23	Knoxville
J20	at Kentucky	L, 26-35	Lexington
J26	at Sewanee	W, 46-19	Sewanee
J27	at Vanderbilt	W, 34-31	Nashville
J31	Tennessee Wesleyan	W, 43-21	Knoxville
F3	Marshall	L, 40-47	Knoxville
F10	Sewanee	W, 36-28	Knoxville
F12	Alabama	L, 23-26	Knoxville
F17	Kentucky	W, 27-23	Knoxville
F23	at Florida	L, 38-41	Gainesville
F24	at Georgia	W, 48-41	Athens

Southeastern Conference Tournament

F28	Georgia Tech	W, 55-43	Knoxville
F29	Florida	W, 42-32	Knoxville
M1	Kentucky	L, 29-30**	Knoxville

1940-41 17-5 / 8-3 (3rd SEC)

Coach: John Mauer
Captain: Frank Thomas

Date	Opponent	Result	Site
D7	Tennessee Tech	W, 46-27	Knoxville
D20	Emory & Henry	W, 51-27	Knoxville
D30	Austin Peay	W, 31-23	Knoxville
J2	Marshall	W, 33-22	Knoxville
J4	at Virginia	L, 30-41	Charlottesville
J6	at Marshall	L, 29-33	Huntington
J11	at Alabama	L, 22-27	Tuscaloosa
J18	Kentucky	W, 32-22	Knoxville
J24	Mississippi State	W, 37-28	Knoxville
J25	Georgia	W, 46-23	Knoxville
J27	Chattanooga	W, 53-18	Knoxville
J31	at Auburn	W, 51-33	Auburn
F1	at Georgia	L, 36-47	Athens
F8	Ole Miss	W, 61-29	Knoxville
F10	Alabama	W, 34-23	Knoxville
F15	at Kentucky	L, 28-37	Lexington
F17	at Vanderbilt	W, 37-36	Nashville
F22	Vanderbilt	W, 46-25	Knoxville

Southeastern Conference Tournament

F27	Mississippi State	W, 35-29	Louisville
F28	Georgia	W, 41-39	Louisville
M1	Florida	W, 47-26	Louisville
M1	Kentucky	W, 36-33	Louisville

1941-42 19-3 / 7-1 (1st SEC)

Coach: John Mauer
Captain: Bernie Mehen

Date	Opponent	Result	Site
D6	Tennessee Tech	W, 42-23	Knoxville
D9	Lincoln Memorial	W, 60-15	Knoxville
D11	Austin Peay	W, 50-18	Knoxville
D20	Union	W, 42-19	Knoxville
D30	at Xavier	W, 46-36	Cincinnati
D33	I-Long Island	W, 36-33	New Orleans
J5	at Duke	L, 35-37	Durham
J9	at Alabama	W, 37-15	Tuscaloosa
J10	at Ole Miss	W, 42-39	Oxford
J17	Kentucky	W, 46-40	Knoxville
J23	Auburn	W, 43-23	Knoxville

OUTLOOK

PLAYERS

STAFF

REVIEW

RESULTS

RECORDS

HONORS

POSTSEASON

VOLMANAC

MEDIA INFO



YEAR-BY-YEAR RESULTS

J24	Xavier	W, 42-30	Knoxville
J31	Marshall	W, 48-37	Knoxville
F2	Turner Field	W, 47-23	Knoxville
F7	Alabama	W, 36-29	Knoxville
F9	Chattanooga	W, 45-12	Knoxville
F14	at Kentucky	L, 33-36	Lexington
F16	at Vanderbilt	W, 34-33	Nashville
F21	Vanderbilt	W, 39-26	Knoxville

Southeastern Conference Tournament

F26	Georgia	W, 62-50	Louisville
F27	Mississippi State	W, 50-40	Louisville
F28	Alabama	L, 18-21	Louisville

1-Sugar Bowl Classic

1942-43 14-4 / 6-3 (3rd SEC)

Coach: John Mauer

Captain: Paul Herman

Date	Opponent	Result	Site
D5	Tennessee Tech	W, 44-27	Knoxville
D10	Union	W, 48-31	Knoxville
D19	Duke	W, 51-33	Knoxville
D26	at St. John's	L, 41-52	New York City
J8	at Mississippi State	W, 35-33	Starkville
J9	at Alabama	W, 37-27	Tuscaloosa
J16	Kentucky	L, 28-30	Knoxville
J23	Xavier	W, 55-23	Knoxville
J29	Auburn	W, 57-23	Knoxville
F1	at Xavier	W, 48-38	Cincinnati
F6	Mississippi State	W, 42-36	Knoxville
F8	Alabama	W, 36-33	Knoxville
F13	at Kentucky	L, 29-53	Lexington
F15	at Vanderbilt	L, 27-30	Nashville
F20	Vanderbilt	W, 44-22	Knoxville

Southeastern Conference Tournament

F26	Vanderbilt	W, 41-31	Louisville
F27	LSU	W, 52-34	Louisville
F27	Kentucky	W, 33-30	Louisville

1943-44 No Team

1944-45 18-5 / 8-2 (1st SEC)

Coach: John Mauer

Captain: Garland (Mule) O'Shields

Date	Opponent	Result	Site
D2	Lincoln Memorial	W, 63-28	Knoxville
D8	Tennessee Tech	W, 44-28	Knoxville
D15	Tusculum	W, 49-17	Knoxville
D25	at New York University	W, 50-48	New York City
D27	at Temple	L, 31-33	Philadelphia
D30	vs. Ohio University	W, 40-36	Buffalo
J6	Marshall	W, 48-40	Knoxville
J11	at Alabama	W, 23-14	Tuscaloosa
J12	at Mississippi State	W, 41-26	Starkville
J20	Kentucky	W, 35-34	Knoxville
J27	Georgia Tech	W, 44-26	Knoxville
J30	Georgia	W, 42-26	Knoxville
F3	Mississippi State	W, 44-27	Knoxville
F10	at Georgia Tech	L, 49-53	Atlanta
F12	at Georgia	W, 48-38	Athens
F17	at Kentucky	L, 34-40	Lexington
F19	Alabama	W, 38-27	Knoxville
F24	Murray State	W, 57-38	Knoxville

Southeastern Conference Tournament

M1	Ole Miss	W, 59-37	Louisville
M2	Auburn	W, 56-26	Louisville
M3	Georgia Tech	W, 41-37	Louisville
M3	Kentucky	L, 35-39	Louisville

National Invitation Tournament

M17	Rhode Island	L, 44-51	New York City
-----	--------------	----------	---------------

1945-46 15-5 / 8-3 (3rd SEC)

Coach: John Mauer

Captain: Garland (Mule) O'Shields

Date	Opponent	Result	Site
D3	Tennessee Tech	W, 52-26	Knoxville
D8	Lincoln Memorial	W, 63-18	Knoxville
D11	Milligan	W, 50-38	Knoxville
D19	at East Tennessee State	W, 44-24	Johnson City
D25	at Long Island	L, 43-45	New York City
D29	at Temple	W, 43-36	Philadelphia
J5	Marshall	W, 44-31	Knoxville
J11	at Ole Miss	W, 65-42	Oxford
J12	at Mississippi State	W, 52-27	Starkville
J19	Kentucky	L, 32-50	Knoxville

J26	at Georgia Tech	W, 49-27	Atlanta
J27	at Georgia	W, 46-33	Athens
F4	Mississippi State	W, 38-31	Knoxville
F9	Georgia Tech	L, 34-38	Knoxville
F11	Georgia	W, 53-28	Knoxville
F16	at Kentucky	L, 34-54	Lexington
F18	at Vanderbilt	W, 55-33	Nashville
F25	Vanderbilt	W, 42-32	Knoxville

Southeastern Conference Tournament

F28	Vanderbilt	W, 46-32	Louisville
M1	Alabama	L, 24-35	Louisville

1946-47 16-5 / 10-3 (3rd SEC)

Coach: John Mauer

Captains: Ted Cook, Dick Mehen

Date	Opponent	Result	Site
D2	Lincoln Memorial	W, 60-24	Knoxville
D7	Milligan	W, 59-33	Knoxville
D9	Tennessee Tech	W, 65-22	Knoxville
D18	at East Tennessee State	W, 53-23	Johnson City
D21	at Long Island	L, 32-42	New York City
J4	Duke	W, 53-47	Knoxville
J10	at Mississippi State	W, 35-34	Starkville
J11	at Auburn	W, 66-30	Auburn
J18	Kentucky	L, 39-54	Knoxville
J20	at Georgia Tech	L, 43-48	Atlanta
J27	at Georgia	W, 48-33	Athens
F1	Mississippi State	W, 65-36	Knoxville
F3	Auburn	W, 63-27	Knoxville
F7	Georgia Tech	W, 40-28	Knoxville
F8	Georgia	W, 62-33	Knoxville
F10	Ole Miss	W, 61-28	Knoxville
F15	at Kentucky	L, 46-61	Lexington
F17	at Vanderbilt	W, 54-47	Nashville
F22	Vanderbilt	W, 56-21	Knoxville

Southeastern Conference Tournament

F27	Georgia	W, 58-45	Louisville
F28	Tulane	L, 41-47	Louisville

1947-48 20-5 / 10-2 (3rd SEC)

Coach: Emmett Lowery

Captain: Marshall Hawkins

Date	Opponent	Result	Site
D2	Lincoln Memorial	W, 56-41	Knoxville
D5	Milligan	W, 76-36	Knoxville
D9	vs. Washington & Lee	W, 85-49	Bristol
D11	Tennessee Tech	W, 57-33	Knoxville
D13	at Milligan	W, 52-34	Johnson City
D20	vs. Miami (Ohio)	L, 51-54	Cincinnati
D31	Wake Forest	W, 60-47	Knoxville
J3	at Duke	W, 62-58	Durham
J5	at North Carolina	L, 43-52	Chapel Hill
J10	Alabama	W, 47-35	Knoxville
J12	Mississippi State	W, 64-57	Knoxville
J17	Kentucky	L, 54-65	Knoxville
J24	at Georgia Tech	W, 59-57	Atlanta
J26	at Georgia	W, 70-64	Athens
J31	at Chattanooga	W, 79-64	Chattanooga
F2	at Mississippi State	W, 47-46	Starkville
F6	Georgia Tech	W, 49-46	Knoxville
F7	Georgia	W, 69-60	Knoxville
F14	at Kentucky	L, 42-69	Lexington
F16	at Vanderbilt	W, 63-48	Nashville
F21	Vanderbilt	W, 72-53	Nashville
F27	vs. LSU	W, 56-48	Memphis

Southeastern Conference Tournament

M4	Mississippi State	W, 73-52	Louisville
M5	Ole Miss	W, 81-62	Louisville
M6	Kentucky	L, 47-70	Louisville

1948-49 19-7 / 8-3 (3rd SEC)

Coach: Emmett Lowery

Captain: Paul Walther

AP Rank				
UT/Opp	Opponent	Result	Site	
N29	-/-	at Lincoln Memorial	W, 58-43	Harrogate
D2	-/-	at St. John's	L, 45-67	New York City
D4	-/-	at St. Joseph's	L, 68-83	Philadelphia
D8	-/-	Tennessee Tech	W, 58-45	Knoxville
D11	-/-	Tulsa	W, 63-38	Knoxville
D17	-/-	at Florida	W, 58-52	Gainesville
D20	-/-	at Tampa	W, 74-50	Tampa
D30	-/-	1-Arkansas	L, 55-58	Memphis
J3	-/-	Wake Forest	W, 70-51	Knoxville

J8	-/-	Loyola (South)	W, 73-57	Knoxville
J10	-/-	at Vanderbilt	W, 53-51	Nashville
J15	-/-	Kentucky	L, 51-66	Knoxville
J22	-/-	at Georgia Tech	W, 63-56	Atlanta
J24	-/-	at Georgia	W, 61-59	Athens
J29	-/-	Vanderbilt	W, 67-64	Knoxville
J31	-/-	North Carolina	W, 84-56	Knoxville
F4	-/-	Georgia	W, 77-51	Knoxville
F5	-/-	Georgia Tech	L, 71-72*	Knoxville
F8	-/1	at Kentucky	L, 56-71	Lexington
F12	-/-	Mississippi State	W, 63-58	Knoxville
F19	-/-	at Chattanooga	W, 94-75	Chattanooga
F21	-/-	LSU	W, 81-72	Knoxville
F23	-/-	The Citadel	W, 64-42	Knoxville

Southeastern Conference Tournament

M3	-/-	Mississippi State	W, 73-46	Louisville
M4	-/-	Ole Miss	W, 74-49	Louisville
M5	-/1	Kentucky	L, 44-83	Louisville

1-Delta Bowl

* First poll of the season was not released until Jan. 20.

Kentucky was ranked No. 2 in the first poll.

1949-50 15-11 / 5-6 (7th SEC)

Coach: Emmett Lowery

Captain: Art Burris

AP Rank	UT/Opp	Opponent	Result	Site
N30	-/-	at Lincoln Memorial	W, 67-59	Harrogate
D3	-/-	Tennessee Tech	W, 69-62	Knoxville
D5	-/-	Maryland	W, 61-40	Knoxville
D10	-/-	Chattanooga	W, 65-50	Knoxville
D16	-/-	Dayton	L, 38-57	Knoxville
D21	-/-	vs. Tampa	L, 63-66	Chattanooga
D29	-/-	1-Utah State	W, 66-62	Des Moines
D30	-/-	1-Drake	W, 64-57	Des Moines
J2	-/-	at Louisville	L, 63-74	Louisville
J7	-/-	Vanderbilt	L, 52-67	Knoxville
J9	-/-	vs. Wake Forest	L, 62-69	Asheville
J14	-/2	Kentucky	W, 66-53	Knoxville
J21	17/-	at Georgia Tech	L, 57-68	Atlanta
J23	17/-	at Mississippi St.	L, 56-65	Starkville
J28	-/-	at Vanderbilt	L, 44-50	Nashville
J30	-/-	Tulane	L, 55-68	Knoxville
F3	-/-	Florida	W, 65-56	Knoxville
F4	-/-	Georgia Tech	W, 69-56	Knoxville
F11	-/7	at Kentucky	L, 52-79	Lexington
F18	-/-	at Loyola (South)	W, 62-39	New Orleans
F20	-/-	at LSU	W, 67-65	Baton Rouge
F25	-/-	Ole Miss	W, 79-57	Knoxville

Southeastern Conference Tournament

M2	-/-	Georgia Tech	W, 63-56	Louisville
M3	-/-	Vanderbilt	W, 50-44	Louisville
M4	-/-	LSU	W, 81-79	Louisville
M4	-/4	Kentucky	L, 58-95	Louisville

1-Corn Bowl

1950-51 10-13 / 5-9 (10th SEC)

Coach: Emmett Lowery

Captain: None

AP Rank	UT/Opp	Opponent	Result	Site
D5	-/-	Sewanee	W, 74-51	Knoxville
D7	-/-	at Lincoln Memorial	W, 98-61	Harrogate
D9	-/-	Chattanooga	W, 61-54	Knoxville
D16	-/-	Florida	W, 60-54	Knoxville
D21	-/-	at Dayton	L, 61-76	Dayton
D23	-/-	at Louisville	L, 61-73	Louisville
D29	-/7	at Villanova	L, 72-91	Philadelphia
J3	-/-	Wake Forest	W, 85-77	Knoxville
J6	-/-	Alabama	L, 55-56	Knoxville
J9	-/-	Auburn	L, 59-63	Knoxville
J13	-/-	at Tulane	L, 60-71	New Orleans
J15	-/-	at LSU	L, 61-68	Baton Rouge
J20	-/2	Kentucky	L, 45-70	Knoxville
J23	-/-	at Vanderbilt	L, 57-58	Nashville
J27	-/4	Loyola (South)	W, 64-60	Knoxville
F3	-/-	Georgia Tech	L, 57-71	Knoxville
F5	-/-	Vanderbilt	W, 61-59	Knoxville
F10	-/-	at Ole Miss	W, 67-65	Oxford
F12	-/-	at Mississippi St.	W, 76-75	Starkville
F17	-/1	at Kentucky	L, 61-86	Lexington
F21	-/-	at Georgia Tech	L, 64-74	Atlanta
F24	-/-	Georgia	W, 74-62	Knoxville

Southeastern Conference Tournament

M1	-/-	Vanderbilt	L, 52-88	Louisville
----	-----	------------	----------	------------

YEAR-BY-YEAR RESULTS

1951-52 13-9 / 7-7 (Tied 6th SEC)

Coach: Emmett Lowery
Captain: Tommy Bartlett

AP Rank			
UT/Opp	Opponent	Result	Site
N29	-/- at Lincoln Memorial	W, 78-58	Harrrogate
D4	-/- Wake Forest	W, 77-53	Knoxville
D15	-/- Texas A&M	W, 60-52	Knoxville
D17	-/- Clemson	W, 61-52	Knoxville
D19	-/- at Florida	L, 47-58	Gainesville
D22	-/- Rice	L, 60-64	Knoxville
J2	-/- at East Tenn. St.	W, 59-52	Johnson City
J5	-/- at Vanderbilt	L, 60-80	Nashville
J7	-/- Tulane	L, 65-71	Knoxville
J12	-/- Ole Miss	W, 76-69	Knoxville
J19	-/3 Kentucky	L, 56-65	Knoxville
J22	-/- Vanderbilt	W, 68-50	Knoxville
J26	-/- Georgia Tech	W, 69-56	Knoxville
J28	-/- at Georgia	W, 68-62	Athens
F2	-/- LSU	W, 82-68	Knoxville
F9	-/- at Auburn	L, 55-60	Auburn
F11	-/- at Alabama	L, 75-88	Tuscaloosa
F16	-/- at Kentucky	L, 40-95	Lexington
F20	-/- at Georgia Tech	W, 83-81	Atlanta
F23	-/- Mississippi State	W, 78-69	Knoxville
Southeastern Conference Tournament			
F29	-/- Alabama	W, 61-60	Louisville
M1	-/- Kentucky	L, 66-81	Louisville

1952-53 13-8 / 7-6 (4th SEC)

Coach: Emmett Lowery
Captain: Hank Bertelkamp

AP Rank			
UT/Opp	Opponent	Result	Site
D2	-/- Wofford	W, 76-65	Knoxville
D10	-/- Chattanooga	W, 63-54	Knoxville
D13	-/- Duke	L, 82-89	Knoxville
D18	-/- Texas	W, 66-59	Knoxville
D22	-/- at Cincinnati	L, 74-78	Cincinnati
D30	-/- at Vanderbilt	L, 69-77	Nashville
J5	-/- at Mississippi St.	L, 63-65	Starkville
J6	-/- at Ole Miss	W, 81-71	Oxford
J10	-/- Davidson	W, 84-56	Knoxville
J17	-/- Georgia Tech	W, 89-67	Knoxville
J24	-/- Vanderbilt	W, 83-79	Knoxville
J26	-/- Auburn	W, 72-70	Knoxville
J29	-/- at Tulane	L, 63-68	New Orleans
J31	-/11 at LSU	L, 59-95	Baton Rouge
F7	-/- at Wofford	W, 91-88	Spartanburg
F9	-/- at Davidson	W, 83-73	Davidson
F16	-/- at Georgia Tech	W, 82-79	Atlanta
F21	-/- Alabama	W, 76-67	Knoxville
F23	-/- Florida	W, 82-73	Knoxville
F25	-/- Georgia	L, 86-87	Knoxville
F28	-/- at Vanderbilt	L, 64-85	Nashville

1953-54 11-12 / 7-7 (7th SEC)

Coach: Emmett Lowery
Captain: Bill Hall

AP Rank			
UT/Opp	Opponent	Result	Site
D1	-/- Wofford	W, 107-63	Knoxville
D1	-/- Texas Tech	L, 71-88	Knoxville
D5	-/- at Duke	L, 61-101	Durham
D8	-/- Clemson	W, 82-56	Knoxville
D12	-/- Cincinnati	L, 69-87	Knoxville
D19	-/- Rice	L, 66-78	Knoxville
D30	-/- I-Evansville	L, 71-107	Owensboro
J1	-/- I-Arizona State	W, 69-57	Owensboro
J2	-/- I-Denver	W, 66-50	Owensboro
J6	-/- at Georgia	L, 69-71	Athens
J9	-/- Vanderbilt	W, 62-53	Knoxville
J16	-/16 LSU	L, 62-75	Knoxville
J18	-/- Tulane	L, 61-63	Knoxville
J23	-/1 Kentucky	L, 71-97	Knoxville
J30	-/- at Georgia Tech	W, 68-61	Atlanta
F6	-/- at Florida	W, 62-58	Gainesville
F13	-/- Mississippi State	W, 97-81	Knoxville
F15	-/- Ole Miss	L, 73-92	Knoxville
F18	-/2 at Kentucky	L, 63-90	Lexington
F22	-/- Georgia Tech	W, 69-57	Knoxville
F27	-/- at Alabama	L, 59-70	Tuscaloosa
M1	-/- at Auburn	W, 92-86	Auburn
M6	-/- at Vanderbilt	W, 80-76	Nashville

I-All American City Tournament

1954-55 15-7 / 8-6 (5th SEC)

Coach: Emmett Lowery
Captain: Ed Wiener

AP Rank			
UT/Opp	Opponent	Result	Site
D1	-/- Lipscomb	W, 95-38	Knoxville
D3	-/- Washington & Lee	W, 82-66	Knoxville
D6	-/- William & Mary	W, 91-79	Knoxville
D11	-/- VMI	W, 78-46	Knoxville
D17	-/- I-Miami	W, 89-80	Montgomery
D18	-/- I-Auburn	L, 64-73	Montgomery
D21	-/- South Carolina	W, 96-82	Knoxville
J3	-/- Clemson	W, 94-55	Knoxville
J8	-/- Vanderbilt	L, 69-73	Knoxville
J13	-/- at Tulane	W, 71-58	New Orleans
J15	-/- at LSU	W, 76-68	Baton Rouge
J22	-/1 Kentucky	L, 66-84	Knoxville
J29	-/- Georgia Tech	W, 79-58	Knoxville
F5	-/- Florida	W, 102-75	Knoxville
F7	-/- Georgia	W, 97-81	Knoxville
F12	-/- at Mississippi St.	W, 93-67	Starkville
F14	-/- at Ole Miss	W, 84-78	Oxford
F19	18/20 at Vanderbilt	L, 71-76	Nashville
F21	18/- at Georgia Tech	L, 77-83	Atlanta
F26	-/12 Alabama	L, 81-88	Knoxville
F28	-/- Auburn	W, 86-77	Knoxville
M5	-/2 at Kentucky	L, 61-104	Lexington

I-Montgomery Invitational Tournament

1955-56 10-14 / 6-8 (Tie 6th SEC)

Coach: Emmett Lowery
Captain: Carl Widseth

AP Rank			
UT/Opp	Opponent	Result	Site
D1	-/- I-Georgia	W, 86-67	Knoxville
D3	-/- Davidson	W, 77-64	Knoxville
D7	-/- at Cincinnati	L, 82-109	Cincinnati
D10	-/- Kentucky Wesleyan	L, 72-80	Knoxville
D15	-/- Springfield	W, 76-33	Knoxville
D19	-/- 2-Boston Univ.	W, 80-77	Charlotte
D20	-/- 2-Clemson	L, 86-89	Charlotte
D21	-/- 2-Colgate	L, 83-87	Charlotte
D30	-/- New Mexico A&M	L, 64-74	Knoxville
J2	-/- William & Mary	L, 83-93	Knoxville
J7	-/4 Vanderbilt	L, 57-84	Knoxville
J11	-/- at Georgia	W, 62-59	Athens
J14	-/- Tulane	W, 81-68	Knoxville
J16	-/- LSU	W, 91-82	Knoxville
J21	-/4 Kentucky	L, 68-95	Knoxville
J28	-/- at Georgia Tech	L, 72-73	Atlanta
F4	-/- at Florida	L, 64-68	Gainesville
F11	-/- Mississippi State	L, 58-75	Knoxville
F13	-/- Ole Miss	W, 65-63	Knoxville
F18	-/6 at Vanderbilt	L, 68-96	Nashville
F20	-/- Georgia Tech	W, 76-74	Knoxville
F25	-/- at Auburn	W, 91-87	Auburn
F27	-/7 at Alabama	L, 81-95	Tuscaloosa
M3	-/12 at Kentucky	L, 77-101	Lexington

I-Non-conference game

2-Carousel Invitational

1956-57 13-9 / 5-9 (9th SEC)

Coach: Emmett Lowery
Captain: Herman Thompson

AP Rank			
UT/Opp	Opponent	Result	Site
D1	-/- at Furman	W, 114-106	Greenville
D8	-/- VMI	W, 84-60	Knoxville
D10	-/- Cincinnati	W, 76-68	Knoxville
D15	-/- Sewanee	W, 79-48	Knoxville
D19	-/- South Carolina	W, 94-81	Knoxville
D22	-/- Stanford	W, 51-47	Knoxville
D28	-/12 Arizona	W, 70-66	Knoxville
J1	12/- William & Mary	W, 81-67	Knoxville
J5	12/9 Vanderbilt	L, 68-71	Knoxville
J12	16/- at Tulane	L, 71-77	New Orleans
J14	16/- at LSU	L, 61-62	Baton Rouge
J19	-/4 Kentucky	L, 72-97	Knoxville
J26	-/- Georgia Tech	L, 77-84	Knoxville
F2	-/- Georgia	W, 91-84	Knoxville
F4	-/- Florida	W, 97-79	Knoxville
F9	-/- at Mississippi St.	L, 90-97**	Starkville
F11	-/- at Ole Miss	W, 98-88	Oxford
F16	-/18 at Vanderbilt	L, 62-69	Nashville
F19	-/- at Georgia Tech	L, 85-87	Atlanta

F23	-/- Auburn	W, 85-75	Knoxville
F25	-/- Alabama	W, 97-89	Knoxville
M2	-/3 at Kentucky	L, 75-93	Lexington

1957-58 16-7 / 8-6 (5th SEC)

Coach: Emmett Lowery
Captain: Leon Ammerman

AP Rank			
UT/Opp	Opponent	Result	Site
D2	-/- Furman	W, 84-61	Knoxville
D7	-/- at Sewanee	W, 89-40	Sewanee
D9	-/- Florida State	W, 74-57	Charlotte
D19	-/- I-Bucknell	W, 89-71	Charlotte
D20	-/- I-Louisiana Tech	L, 61-68	Charlotte
D21	-/- I-LSU	W, 63-62	Charlotte
D28	-/- Brigham Young	W, 83-68	Knoxville
D30	-/- William & Mary	W, 84-62	Knoxville
J4	-/- Vanderbilt	W, 67-55	Knoxville
J11	-/- Tulane	W, 87-65	Knoxville
J13	-/- LSU	W, 75-53	Knoxville
J18	13/9 at Kentucky	L, 68-77	Lexington
J20	13/- Sewanee	W, 92-39	Knoxville
J25	16/- at Georgia Tech	L, 79-82	Atlanta
F1	-/- at Georgia	W, 82-79	Athens
F3	-/- at Florida	W, 100-91	Gainesville
F8	-/17 Mississippi State	W, 104-83	Knoxville
F10	-/- Ole Miss	W, 68-63	Knoxville
F15	15/- at Vanderbilt	L, 70-83	Nashville
F18	20/- Georgia Tech	W, 84-65	Knoxville
F22	20/- at Auburn	L, 66-72	Auburn
F24	20/- at Alabama	L, 37-70	Tuscaloosa
M1	-/12 Kentucky	L, 66-77	Knoxville

I-Carousel Invitational

1958-59 14-8 / 8-6 (5th SEC)

Coach: Emmett Lowery
Captain: Gene Tormohlen
Preseason Ranking: 6th Associated Press

AP Rank			
UT/Opp	Opponent	Result	Site
D2	+/- Wyoming	W, 72-71	Knoxville
D5	+/- I-Michigan	W, 80-66	Kent
D6	+/- I-Wyoming	W, 90-69	Kent
D9	6/- Wake Forest	W, 61-50	Knoxville
D18	5/- Davidson	W, 67-52	Knoxville
D20	5/- at Butler	L, 66-81	Indianapolis
D22	11/- Virginia	W, 79-59	Knoxville
D29	11/5 West Virginia	L, 72-76	Knoxville
J3	14/- Vanderbilt	W, 65-60	Knoxville
J10	17/- at Tulane	L, 45-64	New Orleans
J12	17/- at LSU	W, 65-58	Baton Rouge
J17	-/2 at Kentucky	L, 58-79	Lexington
J24	-/- Georgia Tech	W, 84-71	Knoxville
J31	-/- Georgia	W, 66-60	Knoxville
F2	-/- Florida	W, 100-70	Knoxville
F7	-/11 at Mississippi St.	L, 45-52	Starkville
F9	-/- at Ole Miss	W, 85-82	Oxford
F14	-/- at Vanderbilt	L, 60-76	Nashville
F17	-/- at Georgia Tech	L, 49-59	Atlanta
F21	-/- Alabama	W, 93-68	Knoxville
F23	-/2 Auburn	W, 56-55	Knoxville
F28	-/1 Kentucky	L, 56-69	Knoxville

I-Midwestern Invitational

+ First poll of the season was not released until Dec. 9.

Tennessee was ranked No. 6 in the first poll.

1959-60 12-11 / 7-7 (Tie 6th SEC)

Coach: John Sines
Captain: Dalen Showalter

AP Rank			
UT/Opp	Opponent	Result	Site
D1	-/+ at West Virginia	L, 78-93	Morgantown
D3	-/- Davidson	W, 102-68	Knoxville
D5	-/- William & Mary	L, 71-77	Knoxville
D7	-/- Clemson	W, 80-62	Knoxville
D17	-/- South Carolina	W, 94-80	Knoxville
D19	-/- at Michigan	L, 60-70	Ann Arbor
D28	-/- Princeton	W, 79-71	Knoxville
D30	-/- Yale	W, 81-74	Knoxville
J2	-/- Vanderbilt	W, 72-60	Knoxville
J9	-/- Tulane	L, 56-61	Knoxville
J11	-/- LSU	W, 103-79	Knoxville
J16	-/17 Kentucky	L, 68-78	Knoxville
J18	-/- at Wake Forest	L, 57-84	Winston-Salem

OUTLOOK

PLAYERS

STAFF

REVIEW

RESULTS

RECORDS

HONORS

POSTSEASON

VOLMANAC

MEDIA INFO



YEAR-BY-YEAR RESULTS

J23	-/6	at Georgia Tech	L, 69-74	Atlanta
J30	-/-	at Georgia	L, 62-69	Atlanta
F1	-/-	at Florida	W, 84-68	Gainesville
F6	-/-	Mississippi State	W, 48-38	Knoxville
F8	-/-	Ole Miss	W, 81-71	Knoxville
F13	-/-	at Vanderbilt	L, 53-63	Nashville
F16	-/-	Georgia Tech	W, 57-56	Knoxville
F20	-/-	at Alabama	L, 40-42	Tuscaloosa
F22	-/17	at Auburn	L, 63-72	Auburn
F27	-/-	at Kentucky	W, 65-63	Lexington

+ First AP ranking of the season was not released until Dec. 22. West Virginia was ranked No. 2 in the first poll of the season.

1960-61 10-15 / 4-10 (11th SEC)

Coach: John Sines

Captain: Glenn Campbell

AP Rank				
UT/Opp		Opponent	Result	Site
D1	-/-	Chattanooga	W, 81-51	Knoxville
D1	-/-	East Tenn. State	W, 71-68	Knoxville
D3	-/-	Michigan	W, 75-64	Knoxville
D5	-/-	William & Mary	W, 83-76	Knoxville
D16	-/-	1-Duquesne	L, 64-79	Pittsburgh
D17	-/-	1-Colgate	L, 73-76	Pittsburgh
D21	-/-	2-Texas	L, 73-77	Little Rock
D22	-/-	2-Arkansas	L, 76-89	Little Rock
D28	-/-	3-Holy Cross	L, 67-68	Miami
D29	-/-	3-Army	W, 88-71	Miami
J4	-/-	Florida State	W, 70-68	Knoxville
J7	-/-	Vanderbilt	L, 66-68	Knoxville
J13	-/-	at Tulane	L, 59-84	New Orleans
J14	-/-	at LSU	L, 60-72	Baton Rouge
J21	-/-	at Kentucky	L, 54-83	Lexington
J28	-/-	Georgia Tech	W, 65-60	Knoxville
F4	-/-	Georgia	W, 75-67	Knoxville
F6	-/-	Florida	W, 83-68	Knoxville
F11	-/-	at Mississippi St.	L, 67-72	Starkville
F13	-/-	at Ole Miss	L, 55-57	Oxford
F18	-/-	at Vanderbilt	L, 60-76	Nashville
F21	-/-	at Georgia Tech	L, 59-60	Atlanta
F25	-/-	Auburn	L, 38-41	Knoxville
F27	-/-	Alabama	W, 77-62	Knoxville
M4	-/-	Kentucky	L, 61-68	Knoxville

1-Steel Bowl

2-Aluminum Bowl

3-Hurricane Classic

1961-62 4-19 / 2-12 (12th SEC)

Coach: John Sines

Captain: Howie Moss, John Martin

AP Rank				
UT/Opp		Opponent	Result	Site
D2	-/-	at N.C. State	L, 64-71	Raleigh
D4	-/-	at South Carolina	L, 66-79	Columbia
D16	-/-	Florida State	L, 62-69	Knoxville
D20	-/-	Missouri	L, 61-86	Knoxville
D22	-/-	1-at Kentucky	L, 69-96	Lexington
D22	-/-	1-Xavier	W, 75-70	Lexington
D29	-/-	2-Pittsburgh	W, 84-83	Evansville
D30	-/-	2-Yale	L, 69-78	Evansville
J6	-/-	Vanderbilt	W, 85-83	Knoxville
J13	-/-	LSU	L, 61-73	Knoxville
J15	-/3	Kentucky	L, 82-95	Knoxville
J23	-/-	at Virginia Tech	L, 73-83	Blacksburg
J27	-/-	Georgia Tech	L, 65-66	Knoxville
F3	-/-	at Georgia	W, 87-84	Athens
F5	-/-	at Florida	L, 83-92	Gainesville
F10	-/9	Mississippi State	L, 67-91	Knoxville
F12	-/-	Ole Miss	L, 81-98	Knoxville
F17	-/-	at Vanderbilt	L, 76-97	Nashville
F20	-/-	at Georgia Tech	L, 50-67	Atlanta
F24	-/-	at Auburn	L, 51-60	Auburn
F26	-/-	at Alabama	L, 70-71	Tuscaloosa
M3	-/-	Tulane	L, 81-83	Knoxville
M10	-/4	at Kentucky	L, 59-90	Lexington

1-Kentucky Invitational

2-Evansville Invitational

1962-63 13-11 / 6-8 (7th SEC)

Coach: Ray Mears

Captain: Jerry Parker

AP Rank				
UT/Opp		Opponent	Result	Site
D1	-/-	East Tenn. State	W, 61-52	Knoxville
D3	-/-	Rice	W, 75-52	Knoxville
D5	-/-	Xavier	W, 63-48	Knoxville
D15	-/-	Sewanee	W, 65-45	Knoxville
D17	-/-	The Citadel	W, 73-56	Knoxville
D20	-/-	at Missouri	L, 47-54	Columbia
D22	-/-	at Evansville	L, 51-68	Evansville
D28	-/-	1-at Texas Western	L, 57-77	El Paso
D29	-/-	1-Denver	W, 59-58	El Paso
D30	-/-	Florida State	W, 66-65	Knoxville
J1	-/-	Vanderbilt	L, 50-68	Knoxville
J5	-/-	at Tulane	W, 77-70	New Orleans
J12	-/-	at LSU	L, 60-61	Baton Rouge
J19	-/-	at Kentucky	W, 78-69	Lexington
F26	-/7	at Georgia Tech	L, 69-73	Atlanta
F2	-/-	Georgia	W, 94-65	Knoxville
F4	-/-	Florida	L, 73-84	Knoxville
F9	-/8	at Mississippi St.	L, 59-63	Starkville
F11	-/-	at Ole Miss	L, 78-85	Oxford
F16	-/-	at Vanderbilt	L, 72-74	Nashville
F19	-/-	Georgia Tech	L, 60-72	Knoxville
F23	-/-	Alabama	W, 73-60	Knoxville
F25	-/9	Auburn	W, 55-47	Knoxville
M2	-/-	Kentucky	W, 63-55	Knoxville

1-Sun Bowl Classic

1963-64 16-8 / 9-5 (2nd SEC)

Coach: Ray Mears

Captain: Sid Elliott

AP Rank				
UT/Opp		Opponent	Result	Site
D2	-/-	VMI	W, 71-59	Knoxville
D4	-/-	at Xavier	L, 57-69	Cincinnati
D6	-/-	at Rice	L, 56-61	Houston
D9	-/-	at East Tenn. State	W, 48-47	Johnson City
D11	-/-	Sewanee	W, 55-31	Knoxville
D20	-/-	1-Maryland	W, 70-59	Blacksburg
D21	-/-	1-at Virginia Tech	W, 81-60	Blacksburg
D27	-/-	2-Arkansas	W, 77-57	Shreveport
D28	-/-	2-Centenary	W, 70-63	Shreveport
J4	-/6	Vanderbilt	W, 57-55	Knoxville
J10	-/-	Tulane	W, 82-55	Knoxville
J11	-/-	LSU	W, 62-58	Knoxville
J18	-/4	at Kentucky	L, 57-66	Lexington
J25	-/8	vs. Duke	L, 65-67**	Greensboro
J27	-/-	Georgia Tech	W, 83-63	Knoxville
F1	-/-	at Georgia	L, 67-79	Athens
F3	-/-	at Florida	W, 59-58	Gainesville
F8	-/-	Mississippi State	W, 82-58	Knoxville
F10	-/-	Ole Miss	W, 92-54	Knoxville
F15	-/7	at Vanderbilt	W, 65-62	Nashville
F18	-/-	at Georgia Tech	L, 45-47	Atlanta
F22	-/-	at Alabama	L, 64-67	Tuscaloosa
F24	-/-	at Auburn	W, 68-62	Auburn
F29	-/2	Kentucky	L, 38-42	Knoxville

1-Virginia Tech Tournament

2-Gulf South Classic

1964-65 20-5 / 12-4 (2nd SEC)

Coach: Ray Mears

Captain: A.W. Davis

Final Ranking: 17th UPI

AP Rank				
UT/Opp		Opponent	Result	Site
D2	-/-	Richmond	W, 97-66	Knoxville
D7	-/-	at Georgia Tech	W, 66-52	Atlanta
D9	-/-	Sewanee	W, 77-42	Knoxville
D19	-/-	Buffalo	W, 79-54	Knoxville
D22	-/-	vs. Florida State	W, 65-43	Memphis
D28	-/-	1-Portland	W, 70-59	Portland
D29	-/-	1-Oregon	W, 70-63	Portland
D30	-/-	1-Oregon State	L, 27-48	Portland
J2	-/-	at Vanderbilt	L, 72-77	Nashville
J9	-/-	at Tulane	W, 80-63	New Orleans
J11	-/-	at LSU	W, 58-54	Baton Rouge
J16	-/-	Kentucky	W, 77-58	Knoxville
J18	-/-	at Georgia	W, 76-57	Athens
J23	-/-	Georgia Tech	W, 55-48	Knoxville
J30	-/-	Georgia	W, 83-49	Knoxville
F1	-/-	Florida	W, 75-43	Knoxville

F6	-/-	Mississippi State	W, 77-57	Knoxville
F8	-/-	at Ole Miss	W, 96-50	Oxford
F13	-/7	Vanderbilt	W, 79-66	Knoxville
F20	8/-	at Alabama	L, 58-63	Tuscaloosa
F22	8/-	Auburn	W, 69-38	Knoxville
F27	-/-	at Kentucky	L, 60-61	Lexington
M1	-/-	at Florida	L, 56-58	Gainesville
M6	-/-	LSU	W, 83-60	Knoxville
M8	-/-	Tulane	W, 102-62	Knoxville

1-Far West Classic

1965-66 18-8 / 10-6 (Tie 3rd SEC)

Coach: Ray Mears

Captains: Larry McIntosh, Howard Bayne

AP Rank				
UT/Opp		Opponent	Result	Site
D1	-/2	at Michigan	L, 63-71	Ann Arbor
D7	-/4	Vanderbilt	L, 50-53	Knoxville
D17	-/-	1-Louisiana Tech	W, 71-55	Shreveport
D18	-/-	1-Centenary	W, 49-43	Shreveport
D27	-/-	2-St. Louis	L, 57-59	Honolulu
D29	-/-	2-Hawaii	W, 88-41	Honolulu
D30	-/-	2-Hi. Marines (Exh.)	W, 84-54	Honolulu
J3	-/-	Tulane	W, 64-46	Knoxville
J5	-/-	Furman	W, 82-63	Knoxville
J8	-/-	Ole Miss	W, 102-55	Knoxville
J12	-/3	at Vanderbilt	L, 52-53	Nashville
J15	-/-	at Mississippi St.	L, 74-75**	Starkville
J17	-/-	at Auburn	L, 47-51	Auburn
J22	-/-	Georgia Tech	W, 83-48	Knoxville
J24	-/-	Univ. of Mexico	W, 121-42	Knoxville
J26	-/-	vs. N.C. State	W, 65-54	Memphis
J29	-/-	Knoxville	W, 91-56	Knoxville
J31	-/-	LSU	W, 87-59	Knoxville
F5	-/-	Florida	W, 76-47	Knoxville
F7	-/-	Georgia	W, 100-71	Knoxville
F12	-/-	at Tulane	W, 90-70	New Orleans
F14	-/-	at LSU	W, 74-64	Baton Rouge
F19	-/-	at Georgia	W, 83-69	Athens
F21	-/-	at Florida	L, 63-67	Gainesville
F26	-/1	at Kentucky	L, 64-78	Lexington
F28	-/-	at Georgia Tech	W, 58-47	Atlanta
M5	-/1	Kentucky	W, 69-62	Knoxville

1-Gulf South Classic

2-Rainbow Classic

1966-67 21-7 / 15-3 (1st SEC)

Coach: Ray Mears

Captain: Ron Widby

Final Ranking: 8th Associated Press / 9th UPI

AP Rank				
UT/Opp		Opponent	Result	Site
D1	-/-	Michigan	W, 72-54	Knoxville
D3	-/-	SW Louisiana	W, 67-52	Knoxville
D16	-/-	1-Auburn	W, 73-49	Knoxville
D17	-/-	1-Clemson	W, 52-44	Knoxville
D29	-/-	2-Bradley	L, 53-60	New Orleans
D30	-/-	2-Boston College	L, 61-68	New Orleans
J3	-/-	Furman	W, 87-49	Knoxville
J7	-/-	Alabama	W, 77-52	Knoxville
J9	-/-	at Vanderbilt	L, 59-65	Nashville
J14	-/-	at Georgia	W, 87-70	Athens
J16	-/10	at Florida	W, 66-53	Gainesville
J21	-/8	Florida	W, 56-42	Knoxville
J23	-/-	at Kentucky	W, 52-50**	Lexington
J27	-/-	Ole Miss	W, 62-49	Knoxville
J30	-/-	Mississippi State	W, 67-45	Knoxville
F1	-/-	Georgia Tech	W, 59-48	Knoxville
F4	-/-	at Ole Miss	L, 53-56	Oxford
F6	-/-	at LSU	W, 76-59	Baton Rouge
F11	-/-	Georgia	W, 68-36	Knoxville
F13	-/-	Kentucky	W, 76-57	Knoxville
F18	-/9	Vanderbilt	W, 70-53	Knoxville
F25	8/-	at Auburn	W, 54-45	Auburn
F27	8/-	at Alabama	L, 52-53	Tuscaloosa
M1	8/-	vs. N.C. State	W, 65-62	Greensboro
M4	8/-	LSU	W, 87-60	Knoxville
M6	8/-	at Mississippi St.	W, 78-76***	Starkville

NCAA Tournament

M17 8/- Dayton L, 52-53 Evanston

M18 8/- Indiana L, 44-51 Evanston

1-Volunteer Classic

2-Sugar Bowl Classic

1967-68 20-6 / 13-5 (2nd SEC)

Coach: Ray Mears

Captain: Tom Hendrix

AP Rank			
UT/Opp	Opponent	Result	Site
D1	-/- Richmond	W, 93-45	Knoxville
D15	-/- 1-Illinois	W, 66-42	Knoxville
D16	-/- 1-Tulsa	W, 56-48	Knoxville
D20	9/- Wake Forest	W, 81-63	Knoxville
D27	4/- 2-Iowa	L, 59-64	Los Angeles
D28	4/- 2-Southern Cal	W, 78-68	Los Angeles
D29	4/- 2-Utah State	W, 85-66	Los Angeles
J6	6/- at Alabama	W, 82-63	Tuscaloosa
J8	6/4 Vanderbilt	W, 64-62	Knoxville
J13	5/- Georgia	W, 77-72	Knoxville
J15	5/- Florida	W, 67-52	Knoxville
J20	4/- at Florida	L, 46-59	Gainesville
J22	4/8 Kentucky	W, 87-59	Knoxville
J27	6/- at Ole Miss	W, 66-65	Oxford
J29	6/- at Mississippi St.	W, 65-57	Starkville
F3	6/- Ole Miss	W, 88-46	Knoxville
F5	6/- at LSU	W, 87-67	Baton Rouge
F10	5/- at Georgia	L, 43-61	Athens
F12	5/8 at Kentucky	L, 59-60	Lexington
F17	7/9 at Vanderbilt	L, 63-75	Nashville
F20	-/- at Georgia Tech	W, 71-69	Atlanta
F24	-/- Auburn	L, 52-53	Knoxville
F26	-/- Alabama	W, 75-56	Knoxville
M2	-/- LSU	W, 74-71	Knoxville
M4	-/- Mississippi State	W, 63-51	Knoxville
M6	-/- at Auburn	W, 63-54	Auburn

1-Volunteer Classic
2-Los Angeles Classic

1968-69 21-7 / 13-5 (2nd SEC)

Coach: Ray Mears

Captain: Bill Justus

Preseason Ranking: 20th Associated Press

AP Rank			
UT/Opp	Opponent	Result	Site
N30	20/- Buffalo	W, 87-62	Knoxville
D4	20/- Iowa State	L, 66-72	Knoxville
D13	-/- 1-Oklahoma	W, 55-49	Knoxville
D14	-/- 1-Southern Illinois	W, 54-41	Knoxville
D17	-/- Georgia Tech	W, 72-59	Knoxville
D21	-/- at Tampa	W, 53-51	Tampa
J4	-/- at Mississippi St.	L, 57-58	Starkville
J6	-/- at Ole Miss	W, 59-54	Oxford
J11	-/- Georgia	W, 82-67	Knoxville
J13	-/- Florida	W, 64-63	Knoxville
J18	-/5 Kentucky	L, 66-69	Knoxville
J25	-/- at Alabama	W, 70-43	Tuscaloosa
J27	-/- at LSU	W, 81-68	Baton Rouge
F1	-/- Auburn	W, 64-59	Knoxville
F3	-/- Vanderbilt	W, 65-61	Knoxville
F8	-/- Mississippi State	W, 80-50	Knoxville
F10	-/- Ole Miss	W, 61-45	Knoxville
F15	-/- at Georgia	W, 57-55	Athens
F17	-/- at Florida	L, 63-65	Gainesville
F22	17/- Alabama	W, 86-52	Knoxville
F24	17/- LSU	W, 87-63	Knoxville
M1	17/- at Auburn	L, 60-71	Auburn
M3	17/- at Vanderbilt	W, 70-69	Nashville
M8	-/7 at Kentucky	L, 69-84	Lexington

National Invitation Tournament

M14	-/- Rutgers	W, 67-51	New York City
M17	-/- Ohio University	W, 75-64	New York City
M20	-/- Temple	L, 58-63	New York City
M22	-/- Army	W, 64-52	New York City

1-Volunteer Classic

1969-70 16-9 / 10-8 (5th SEC)

Coach: Ray Mears

Captain: Bobby Croft

AP Rank			
UT/Opp	Opponent	Result	Site
D6	-/1 at South Carolina	W, 55-54	Columbia
D9	9/- Centenary	W, 66-62	Knoxville
D19	8/- 1-Montana State	W, 71-62	Knoxville
D20	8/- 1-LaSalle	W, 55-47	Knoxville
D26	6/- 2-St. Francis (Pa.)	W, 82-59	Oklahoma City
D27	6/- 2-Niagara	L, 68-69	Oklahoma City
D28	6/- 2-Memphis State	W, 72-51	Oklahoma City
J3	6/- Mississippi State	W, 58-56	Knoxville
J5	6/- Ole Miss	L, 57-59**	Knoxville

J10	12/- at Georgia	L, 56-61	Athens
J12	12/- at Florida	L, 56-57*	Gainesville
J17	-/2 at Kentucky	L, 52-68	Lexington
J24	-/- Alabama	W, 103-67	Knoxville
J26	-/- at LSU	L, 59-71	Baton Rouge
J31	-/- at Auburn	L, 55-61	Auburn
F2	-/- at Vanderbilt	W, 77-72**	Nashville
F7	-/- at Mississippi St.	W, 72-60	Starkville
F9	-/- at Ole Miss	W, 72-60	Oxford
F14	-/20 Georgia	W, 57-55	Knoxville
F16	-/- Florida	W, 72-61	Knoxville
F21	-/- at Alabama	W, 77-70	Tuscaloosa
F23	-/- LSU	W, 88-87	Knoxville
F28	-/- Auburn	L, 64-77	Knoxville
M2	-/- Vanderbilt	W, 83-76	Knoxville
M7	-/2 Kentucky	L, 69-86	Knoxville

1-Volunteer Classic

2-All College Tournament

1970-71 21-7 / 13-5 (2nd SEC)

Coach: Ray Mears

Captain: Jimmy England

Final Ranking: 17th Associated Press

AP Rank			
UT/Opp	Opponent	Result	Site
D1	-/- Northern Michigan	W, 90-68	Knoxville
D5	-/17 Houston	W, 79-58	Knoxville
D8	17/- at Wake Forest	W, 60-59	Winston-Salem
D18	14/- 1-San Francisco	W, 79-59	Knoxville
D19	14/- 1-Providence	W, 77-58	Knoxville
D23	12/- Oregon State	W, 89-61	Knoxville
D29	10/- 2-Houston	L, 65-68	Los Angeles
D30	10/- 2-Michigan State	W, 81-70	Los Angeles
J2	10/- at Mississippi St.	L, 67-69	Starkville
J4	10/- at Ole Miss	W, 98-85	Oxford
J9	17/- Georgia	W, 51-47	Knoxville
J11	17/- Florida	W, 85-75	Knoxville
J16	18/10 Kentucky	W, 75-71	Knoxville
J23	8/- at Alabama	W, 79-62	Tuscaloosa
J25	8/- at LSU	L, 70-80	Baton Rouge
J30	8/- Auburn	W, 90-68	Knoxville
F1	8/- Vanderbilt	L, 60-65	Knoxville
F6	11/- Mississippi State	W, 88-65	Knoxville
F8	11/- Ole Miss	W, 80-74	Knoxville
F13	14/- at Georgia	W, 64-61	Athens
F15	14/- at Florida	L, 55-56	Gainesville
F20	13/- Alabama	W, 89-77	Knoxville
F22	13/- LSU	W, 88-67	Knoxville
F27	17/- at Auburn	W, 76-71	Auburn
M1	17/- at Vanderbilt	W, 79-69	Nashville
M6	14/8 at Kentucky	L, 78-84	Lexington

National Invitation Tournament

M20	17/- at St. John's	W, 84-83	New York City
M22	17/- Duke	L, 64-78	New York City

1-Volunteer Classic

2-Trojan Classic

1971-72 19-6 / 14-4 (Tie 1st SEC)

Coach: Ray Mears

Captain: Lloyd Richardson

AP Rank			
UT/Opp	Opponent	Result	Site
D1	-/- California-Irvine	W, 89-53	Knoxville
D4	-/7 at Houston	L, 65-67	Houston
D17	-/- 1-Penn State	W, 57-55	Knoxville
D18	-/- 1-Michigan State	W, 85-61	Knoxville
D27	-/- 2-Manhattan	W, 76-70	Philadelphia
D28	20/- 2-Villanova	L, 67-76	Philadelphia
D30	20/- 2-Boston College	W, 61-60	Philadelphia
J8	-/- Mississippi State	W, 82-49	Knoxville
J10	-/- Ole Miss	W, 73-70	Knoxville
J15	-/- at Georgia	W, 59-57	Athens
J17	-/- at Florida	W, 61-50	Gainesville
J22	19/- at Kentucky	L, 70-72	Lexington
J29	-/- Alabama	W, 79-77	Knoxville
J31	-/- LSU	L, 62-63	Knoxville
F5	-/- at Auburn	W, 76-67	Auburn
F7	-/- at Vanderbilt	W, 81-75	Nashville
F12	-/- at Mississippi St.	W, 71-61	Starkville
F14	-/- at Ole Miss	W, 68-58	Oxford
F19	20/- Georgia	W, 71-68	Knoxville
F21	20/- Florida	W, 55-52	Knoxville
F26	-/- at Alabama	L, 67-72	Tuscaloosa
F28	-/- at LSU	W, 78-66	Baton Rouge
M4	-/- Auburn	W, 80-70	Knoxville

M6	-/- Vanderbilt	W, 87-74	Knoxville
M9	-/- Kentucky	L, 66-67	Knoxville

1-Volunteer Classic

2-Quaker City Tournament

1972-73 15-9 / 13-5 (Tie 2nd SEC)

Coach: Ray Mears

Captain: Larry Robinson

Preseason Ranking: 14th Associated Press

AP Rank			
UT/Opp	Opponent	Result	Site
D2	14/16 South Carolina	W, 55-45	Knoxville
D5	14/5 at Marquette	L, 30-56	Milwaukee
D15	-/- 1-Syracuse	W, 87-83	Knoxville
D16	-/12 1-Missouri	L, 57-67	Knoxville
D27	-/- 2-at St. John's	L, 55-56	New York City
D28	-/- 2-Niagara	L, 62-66	New York City
J6	-/- at Mississippi St.	W, 86-67	Starkville
J8	-/- at Ole Miss	L, 52-60	Oxford
J13	-/- Georgia	W, 79-64	Knoxville
J15	-/- Florida	W, 75-56	Knoxville
J20	-/- Kentucky	W, 65-64	Knoxville
J27	-/9 at Alabama	L, 56-72	Tuscaloosa
J29	-/- at LSU	W, 73-71	Baton Rouge
F3	-/- Auburn	W, 82-74	Knoxville
F5	-/- Vanderbilt	W, 72-62	Knoxville
F10	-/- Mississippi State	W, 93-76	Knoxville
F12	-/- Ole Miss	W, 51-49	Knoxville
F17	-/- at Georgia	W, 85-71	Athens
F19	-/- at Florida	W, 87-83	Gainesville
F24	-/18 Alabama	W, 72-71	Knoxville
F26	-/- LSU	L, 74-78	Knoxville
M3	-/- at Vanderbilt	L, 74-86	Nashville
M5	-/- at Auburn	W, 80-72	Auburn
M8	-/19 at Kentucky	L, 81-82	Lexington

1-Volunteer Classic

2-ECAC Holiday Festival

1973-74 17-9 / 12-6 (2nd SEC)

Coach: Ray Mears

Captain: Len Kosmalski

AP Rank			
UT/Opp	Opponent	Result	Site
N30	-/- North Texas State	W, 80-71	Knoxville
D5	-/7 Marquette	L, 65-67	Knoxville
D10	-/- South Florida	W, 117-90	Knoxville
D14	-/- 1-DePaul	W, 96-61	Knoxville
D15	-/- 1-Temple	W, 11-6	Knoxville
D27	-/- 2-Sub Pac (Exh.)	L, 79-81	Honolulu
D28	-/9 2-Providence	L, 60-64	Honolulu
D29	-/- 2-Santa Clara	W, 80-76	Honolulu
J5	-/- at Auburn	W, 89-77	Auburn
J7	-/7 Alabama	L, 73-79	Knoxville
J12	-/- at Ole Miss	L, 57-69	Oxford
J14	-/- Kentucky	W, 67-54	Knoxville
J19	-/- at Florida	W, 75-72	Gainesville
J21	-/8 Vanderbilt	L, 65-82	Knoxville
J26	-/- Mississippi State	W, 70-61	Knoxville
J28	-/- at LSU	W, 57-52	Baton Rouge
F2	-/- Georgia	W, 84-70	Knoxville
F4	-/- Auburn	W, 88-80	Knoxville
F9	-/8 at Alabama	L, 54-73	Tuscaloosa
F11	-/- Ole Miss	W, 65-57	Knoxville
F16	-/- at Kentucky	L, 58-61	Lexington
F18	-/- Florida	W, 85-57	Knoxville
F23	-/5 at Vanderbilt	W, 59-53	Nashville
F25	-/- at Mississippi St.	L, 58-62	Starkville
M2	-/- LSU	W, 100-80	Knoxville
M4	-/- at Georgia	W, 97-89	Athens

Collegiate Commissioners Association Tournament

M15 -/10 Indiana L, 71-73 St. Louis

1-Volunteer Classic

2-Rainbow Classic

1974-75 18-8 / 12-6 (Tie 3rd SEC)

Coach: Ray Mears

Captain: Rodney Woods

AP Rank			
UT/Opp	Opponent	Result	Site
N30	-/- Wis.-Milwaukee	W, 85-65	Knoxville
D7	-/19 at Michigan	L, 74-78	Ann Arbor
D13	-/- 1-Navy	W, 86-59	Knoxville
D14	-/- 1-Harvard	W, 84-59	Knoxville
D20	-/- 2-Columbia	W, 108-73	St. Petersburg

OUTLOOK

PLAYERS

STAFF

REVIEW

RESULTS

RECORDS

HONORS

POSTSEASON

VOLMANAC

MEDIA INFO



YEAR-BY-YEAR RESULTS

D21	-/-	2-Missouri	W, 99-77	St. Petersburg
D31	18/-	Vermont	W, 115-66	Knoxville
J4	Auburn	W, 96-81	Knoxville	
J6	18/6	at Alabama	L, 78-82	Tuscaloosa
J11	18/-	Ole Miss	W, 102-82	Knoxville
J13	18/7	at Kentucky	L, 82-88	Lexington
J18	18/-	Florida	W, 59-56	Knoxville
J20	18/-	at Vanderbilt	W, 65-61	Nashville
J25	-/-	at Mississippi St.	W, 97-87	Starkville
J27	-/-	LSU	W, 99-79	Knoxville
F1	18/-	at Georgia	W, 105-69	Athens
F3	18/14	at Auburn	L, 59-62	Auburn
F8	15/7	Alabama	L, 65-71	Knoxville
F10	15/-	at Ole Miss	L, 81-88	Oxford
F15	-/4	Kentucky	W, 103-98	Knoxville
F17	-/-	at Florida	W, 85-84	Gainesville
F22	-/-	Vanderbilt	W, 75-71	Knoxville
F24	-/-	Mississippi State	W, 109-83	Knoxville
M1	-/-	at LSU	L, 87-94	Baton Rouge
M8	-/-	Georgia	W, 95-74	Knoxville

National Commissioners Invitational Tournament
M14 -/- Bowling Green L, 58-67 Louisville
1-Volunteer Classic
2-Big Sun Invitational

1975-76 21-6 / 14-4 (2nd SEC)

Coach: Ray Mears
Captain: Doug Ashworth
Preseason Ranking: 9th Associated Press
Final Ranking: 13th Associated Press / 14th UPI

AP Rank				
UT/Opp Opponent		Result	Site	
N29	9/-	Biscayne	W, 81-63	Knoxville
D3	8/-	at Duke	W, 86-80	Durham
D6	8/16	Michigan	W, 82-81	Knoxville
D9	7/-	at St. John's	L, 70-79	New York City
D19	11/-	1-Army	W, 99-69	Knoxville
D20	11/-	1-Clemson	W, 77-66	Knoxville
D28	10/-	2-Pennsylvania	W, 77-70	New Orleans
D29	12/-	2-at Tulane	W, 97-73	New Orleans
J3	12/-	at Georgia	W, 79-73	Athens
J10	9/-	at Kentucky	W, 90-88*	Lexington
J12	9/-	at Vanderbilt	L, 66-77	Nashville
J17	9/-	Florida	W, 93-84	Knoxville
J19	9/-	Auburn	W, 83-78	Knoxville
J24	10/-	at Ole Miss	W, 56-53	Oxford
J26	10/-	at LSU	W, 105-92	Baton Rouge
J31	9/11	Alabama	W, 80-74	Knoxville
F2	9/-	Mississippi State	W, 75-66	Knoxville
F7	8/-	Kentucky	W, 92-85	Knoxville
F9	8/-	Vanderbilt	W, 73-59	Knoxville
F14	8/-	at Florida	L, 69-72	Gainesville
F16	8/-	at Auburn	L, 72-73*	Auburn
F21	9/-	Ole Miss	W, 105-81	Knoxville
F23	9/-	LSU	W, 80-71	Knoxville
F28	11/7	at Alabama	L, 90-93**	Tuscaloosa
M1	11/-	at Mississippi St.	W, 78-76	Starkville
M6	12/-	Georgia	W, 86-70	Knoxville

NCAA Tournament
M13 9/- VMI L, 75-81 Charlotte
1-Volunteer Classic
2-Sugar Bowl Classic

1976-77 22-6 / 16-2 (Tie 1st SEC)

Coach: Ray Mears
Captains: Mike Jackson, Ernie Grunfeld (Co-Captains)
Preseason Ranking: 16th Associated Press
Final Ranking: 15th Associated Press / 8th UPI

AP Rank				
UT/Opp Opponent		Result	Site	
N27	16/-	South Florida	W, 94-64	Knoxville
D4	15/-	UNC Charlotte	W, 69-67	Knoxville
D7	15/-	Duke	L, 78-81	Knoxville
D10	15/6	1-San Francisco	L, 77-86	Salt Lake City
D11	15/-	1-Seton Hall	W, 99-90	Salt Lake City
D17	-/-	2-LaSalle	W, 92-85	Knoxville
D18	/20	2-St. John's	W, 86-81	Knoxville
D21	19/-	Xavier	W, 97-73	Knoxville
J3	-/-	at Vanderbilt	W, 73-69	Nashville
J8	-/-	Auburn	W, 87-79	Knoxville
J10	-/-	Florida	W, 92-82	Knoxville
J12	-/2	at Kentucky	W, 71-67*	Lexington
J15	-/-	at LSU	W, 108-102	Baton Rouge
J17	-/-	at Ole Miss	W, 86-72	Oxford
J22	14/3	Alabama	W, 102-93	Knoxville

J24	14/-	Mississippi State	W, 68-59	Knoxville
J30	7/8	vs. UCLA	L, 89-103	Atlanta
F1	11/-	Georgia	W, 106-82	Knoxville
F5	11/-	at Auburn	W, 93-83	Auburn
F7	11/-	at Florida	L, 70-82	Gainesville
F12	11/-	LSU	W, 91-64	Knoxville
F14	11/-	Ole Miss	W, 87-75	Knoxville
F19	14/4	at Alabama	W, 92-89	Tuscaloosa
F21	14/-	at Mississippi St.	W, 76-68	Starkville
F26	7/-	at Georgia	L, 76-83	Athens
M5	11/2	Kentucky	W, 81-79	Knoxville
M7	11/-	Vanderbilt	W, 65-55	Knoxville

NCAA Tournament
M13 7/10 Syracuse L, 88-93* Baton Rouge
1-Utah Classic
2-Volunteer Classic
UT played three exhibitions at the Real Madrid Christmas Tournament in Madrid, Spain, on Dec. 24-26, 1976.

1977-78 11-16 / 6-12 (Tie 7th SEC)

Coach: Cliff Wettig (Acting Head Coach)
Captain: Johnny Darden

AP Rank				
UT/Opp Opponent		Result	Site	
N28	-/-	Samford	W, 83-79	Knoxville
D2	-/5	1-San Francisco	L, 75-84	Tempe
D3	-/-	1-Iowa State	W, 81-76	Tempe
D6	-/-	Eastern Montana	W, 92-76	Knoxville
D10	-/-	Georgia State	W, 84-62	Knoxville
D16	-/-	2-Dartmouth	W, 77-58	Knoxville
D17	-/-	2-Utah	L, 80-85	Knoxville
D20	-/-	3-Iowa	L, 86-92	Las Vegas
D21	-/-	3-Northwestern	L, 86-93	Las Vegas
J2	-/-	Florida	L, 79-92	Knoxville
J4	-/-	Auburn	W, 80-76	Knoxville
J7	-/-	at Ole Miss	L, 68-73	Oxford
J9	-/-	at LSU	L, 87-121	Baton Rouge
J14	-/-	Alabama	W, 87-78	Knoxville
J16	-/-	Mississippi State	L, 68-70	Knoxville
J21	-/-	Georgia	L, 74-75	Knoxville
J30	-/-	at Vanderbilt	L, 55-56	Nashville
F4	-/-	Ole Miss	W, 86-67	Knoxville
F6	-/-	LSU	L, 86-101	Knoxville
F11	-/-	at Alabama	L, 89-93	Tuscaloosa
F13	-/-	at Mississippi St.	L, 60-62	Starkville
F15	-/3	at Kentucky	L, 77-90	Lexington
F18	-/-	at Georgia	W, 77-72	Athens
F25	-/2	Kentucky	L, 57-68	Knoxville
F27	-/-	Vanderbilt	W, 59-46	Knoxville
M4	-/-	at Florida	W, 91-90	Gainesville
M6	-/-	at Auburn	L, 94-107	Auburn

1-Fiesta Classic
2-Volunteer Classic
3-Rebel Roundup

1978-79 21-12 / 12-6 (2nd SEC)

Coach: Don DeVoe
Captain: Game Captains
Final Ranking: 18th UPI

AP Rank				
UT/Opp Opponent		Result	Site	
N24	-/-	Biscayne	W, 72-68	Knoxville
D2	-/5	at Louisville	L, 61-82	Louisville
D5	-/-	East Carolina	W, 89-71	Knoxville
D9	-/-	Ohio State	L, 78-86	Knoxville
D15	-/-	1-Niagara	W, 100-80	Knoxville
D16	-/-	1-Xavier	L, 50-51	Knoxville
D22	-/-	2-San Jose State	W, 73-68	Santa Clara
D23	-/-	2-Seton Hall	W, 94-80	Santa Clara
D27	-/-	3-Utah	L, 71-80	Honolulu
D29	-/-	3-Fordham	W, 83-58	Honolulu
D30	-/-	3-Boston College	L, 72-74	Honolulu
J3	-/-	at Ole Miss	W, 72-67	Oxford
J6	-/-	Alabama	W, 85-77	Knoxville
J8	-/18	Mississippi State	L, 62-72	Knoxville
J11	-/-	Florida	W, 116-73	Knoxville
J13	-/-	at Georgia	L, 75-79	Athens
J20	-/-	at Kentucky	W, 66-55	Lexington
J22	-/-	at Vanderbilt	W, 71-70	Nashville
J24	-/9	at LSU	L, 75-77	Baton Rouge
J27	-/-	Ole Miss	L, 64-65	Knoxville
J29	-/9	LSU	L, 78-84	Knoxville
F3	-/13	at Alabama	W, 83-77	Tuscaloosa
F5	-/-	at Mississippi St.	L, 84-90**	Starkville
F7	-/-	Auburn	W, 73-62	Knoxville

F10	-/-	Georgia	W, 87-81***	Knoxville
F17	-/-	Kentucky	W, 101-84	Knoxville
F19	-/19	Vanderbilt	W, 83-78	Knoxville
F22	-/-	at Florida	W, 87-73	Gainesville
F24	-/-	at Auburn	W, 60-55	Auburn

Southeastern Conference Tournament
M2 -/- Auburn W, 75-64 Birmingham
M3 -/- Kentucky W, 75-69* Birmingham

NCAA Tournament
M9 20/- Eastern Kentucky W, 97-81 Murfreesboro
M11 20/5 Notre Dame L, 67-73 Murfreesboro
1-Volunteer Classic
2-Cable Car Classic
3-Rainbow Classic

1979-80 18-11 / 12-6 (Tie 3rd SEC)

Coach: Don DeVoe
Captain: Game Captains

AP Rank				
UT/Opp Opponent		Result	Site	
D4	-/9	St. John's	W, 97-80	Knoxville
D8	-/14	Louisville	L, 75-77	Knoxville
D12	-/-	Auburn	W, 61-58	Knoxville
D14	-/-	1-Fordham	W, 88-63	Knoxville
D15	-/-	1-Arizona State	W, 82-79	Knoxville
D17	-/-	Minnesota	W, 71-64	Knoxville
D19	-/-	Alabama	W, 79-78**	Knoxville
D22	-/2	at Ohio State	L, 65-91	Columbus
D28	-/10	2-Indiana	L, 68-70	San Diego
D29	-/-	2-at San Diego St.	W, 96-77	San Diego
J2	-/-	at Ole Miss	W, 66-65	Oxford
J5	-/2	Kentucky	W, 49-47	Knoxville
J9	-/-	at Florida	W, 69-58	Gainesville
J12	-/-	Vanderbilt	W, 71-63	Knoxville
J17	20/-	at Mississippi St.	W, 70-61	Starkville
J19	20/14	LSU	L, 74-75	Knoxville
J23	19/-	at Georgia	L, 54-55	Athens
J26	19/-	at Alabama	L, 59-72	Tuscaloosa
J30	-/-	Ole Miss	L, 59-66	Knoxville
F2	-/3	at Kentucky	L, 75-83	Lexington
F6	-/-	Florida	W, 100-76	Knoxville
F9	-/-	at Vanderbilt	W, 51-48	Nashville
F13	-/-	Mississippi State	W, 85-73	Knoxville
F16	-/6	at LSU	L, 66-73	Baton Rouge
F21	-/-	Georgia	W, 50-49	Knoxville
F23	-/-	at Auburn	W, 72-63	Auburn

Southeastern Conference Tournament
F28 -/- Ole Miss L, 74-76 Birmingham
NCAA Tournament
M6 -/- Furman W, 80-69 Greensboro
M8 -/8 Maryland L, 75-86 Greensboro
1-Volunteer Classic
2-Cabrillo Classic

1980-81 21-8 / 12-6 (3rd SEC)

Coach: Don DeVoe
Captain: Game Captains
Final Ranking: 15th Associated Press / 15th UPI

AP Rank				
UT/Opp Opponent		Result	Site	
N29	-/-	Rollins	W, 94-58	Knoxville
D3	-/-	at Auburn	L, 65-75	Auburn
D6	-/-	Purdue	W, 78-69	Knoxville
D9	-/-	Lafayette	W, 72-42	Knoxville
D13	-/-	Colorado	W, 87-69	Knoxville
D19	-/-	1-Iona	W, 80-54	Knoxville
D20	-/18	1-Brigham Young	W, 81-65	Knoxville
D28	-/11	2-Arizona State	W, 69-53	New Orleans
D29	-/-	2-Duke	W, 90-69	New Orleans
J3	18/-	at Alabama	W, 70-69*	Tuscaloosa
J7	13/-	Ole Miss	W, 73-68	Knoxville
J10	13/4	at Kentucky	L, 47-48	Lexington
J14	11/-	Florida	W, 78-64	Knoxville
J17	11/-	at Vanderbilt	W, 72-66	Nashville
J21	8/-	Mississippi State	W, 81-57	Knoxville
J24	8/5	at LSU	L, 63-80	Baton Rouge
J28	11/-	Georgia	W, 72-67	Knoxville
J31	11/-	Alabama	W, 62-58	Knoxville
F4	10/-	at Ole Miss	L, 52-71	Oxford
F7	10/6	Kentucky	W, 87-71	Knoxville
F11	9/-	at Florida	W, 53-52	Gainesville
F14	9/-	Vanderbilt	W, 79-72	Knoxville
F18	8/-	at Mississippi St.	W, 73-70	Starkville
F21	8/4	LSU	L, 65-66	Knoxville
F25	10/-	at Georgia	L, 75-76*	Athens

YEAR-BY-YEAR RESULTS

F28	10/-	Auburn	W, 75-63	Knoxville
Southeastern Conference Tournament				
M5	10/-	Ole Miss	L, 71-81	Birmingham
NCAA Tournament				
M15	15/-	VCU	W, 58-56*	Charlotte
M19	15/5	Virginia	L, 48-62	Atlanta
<i>1-Volunteer Classic</i>				
<i>2-Sugar Bowl Classic</i>				

1981-82 20-10 / 13-5 (Tie 1st SEC)

Coach: Don DeVoe

Captain: Game Captains

AP Rank				
UT/Opp Opponent	Result	Site		
N28	-/-	at Purdue	L, 68-82	West Lafayette
D8	-/-	at Colorado	W, 64-63	Boulder
D12	-/-	Auburn	W, 86-79	Knoxville
D14	-/-	Cleveland State	W, 74-58	Knoxville
D18	-/-	1-American Univ.	W, 59-58	Knoxville
D19	-/-	1-California	W, 80-48	Knoxville
D27	-/-	2-at Portland	L, 62-71	Portland
D28	-/-	2-Wisconsin	W, 79-67	Portland
D29	-/-	2-Pittsburgh	L, 54-55	Portland
J2	-/12	Alabama	W, 88-67	Knoxville
J6	-/-	at Ole Miss	W, 62-55	Oxford
J9	-/3	Kentucky	W, 70-66	Knoxville
J13	-/-	at Florida	W, 69-66	Gainesville
J16	-/-	Vanderbilt	W, 71-69*	Knoxville
J20	20/-	at Mississippi St.	W, 54-44	Starkville
J23	20/-	LSU	W, 77-67	Knoxville
J27	15/-	at Georgia	W, 66-64	Athens
J30	15/13	at Alabama	L, 72-77*	Tuscaloosa
F3	16/13	Ole Miss	L, 53-55*	Knoxville
F6	16/9	at Kentucky	L, 67-77	Lexington
F10	-/-	Florida	W, 90-75	Knoxville
F13	-/-	at Vanderbilt	W, 59-55	Nashville
F17	-/-	Mississippi State	W, 50-48	Knoxville
F20	-/-	at LSU	W, 54-53	Baton Rouge
F24	19/-	Georgia	L, 63-64	Knoxville
F27	19/-	at Auburn	L, 54-56	Auburn
Southeastern Conference Tournament				
M4	-/-	Vanderbilt	W, 57-54	Lexington
M5	-/18	Alabama	L, 50-56	Lexington
NCAA Tournament				
M12	-/-	SW Louisiana	W, 61-57	Indianapolis
M14	-/3	Virginia	L, 51-54	Indianapolis
<i>1-Volunteer Classic</i>				
<i>2-Far West Classic</i>				

1982-83 20-12 / 9-9 (Tie 4th SEC)

Coach: Don DeVoe

Captain: Game Captains

Preseason Ranking: 13th Associated Press

Final Ranking: 25th USA Today/CNN

AP Rank				
UT/Opp Opponent	Result	Site		
N27	13/-	Biscayne	W, 84-59	Knoxville
D1	14/-	at UT-Chattanooga	W, 55-49	Chattanooga
D8	14/-	Arizona	W, 92-73	Knoxville
D11	14/-	New Orleans	W, 76-74	Knoxville
D17	11/-	1-St. Francis (N.Y.)	W, 70-51	Knoxville
D18	11/-	1-Miami (Ohio)	W, 69-62	Knoxville
D22	9/-	Oklahoma City	W, 99-56	Knoxville
D28	8/-	2-San Jose State	W, 50-42	Las Vegas
D29	8/15	2-at UNLV	L, 54-70	Las Vegas
J3	8/-	Georgia	W, 87-76	Knoxville
J8	12/-	at Ole Miss	L, 55-56*	Oxford
J10	12/-	at LSU	W, 59-58	Baton Rouge
J15	18/-	Mississippi State	L, 74-75*	Knoxville
J18	-/-	Alabama	W, 73-64	Knoxville
J22	-/-	at Florida	L, 74-78	Gainesville
J24	-/20	at Auburn	W, 80-77	Auburn
J29	-/-	Vanderbilt	L, 60-61	Knoxville
J31	-/10	Kentucky	W, 65-63	Knoxville
F5	-/-	Ole Miss	W, 65-53	Knoxville
F7	-/-	LSU	W, 66-63	Knoxville
F12	-/-	at Mississippi St.	L, 66-75	Starkville
F14	-/-	at Alabama	L, 78-90	Tuscaloosa
F19	-/-	Florida	W, 78-53	Knoxville
F22	20/-	Auburn	W, 82-74	Knoxville
F24	20/-	at Vanderbilt	L, 68-69	Nashville
F27	20/10	at Kentucky	L, 61-69	Lexington
M5	-/-	at Georgia	L, 59-74	Athens
Southeastern Conference Tournament				
M10	-/-	Florida	W, 78-62	Birmingham

M11	-/-	LSU	W, 74-71*	Birmingham
M12	-/-	Georgia	L, 60-79	Birmingham
NCAA Tournament				
M18	-/-	Marquette	W, 57-56	Evansville
M20	-/2	Louisville	L, 57-70	Evansville
<i>1-Volunteer Classic</i>				
<i>2-Las Vegas Holiday Classic</i>				

1983-84 21-14 / 9-9 (6th SEC)

Coach: Don DeVoe

Captain: Game Captains

AP Rank				
UT/Opp Opponent	Result	Site		
N25	-/-	Ohio Northern	W, 40-33	Knoxville
N30	-/-	Xavier	W, 77-57	Knoxville
D3	-/-	California	W, 62-47	Knoxville
D7	-/-	Morehead State	W, 75-63	Knoxville
D13	-/-	Georgia State	L, 50-52	Knoxville
D16	-/-	1-Montana State	W, 64-41	Knoxville
D17	-/-	1-Louisiana Tech	W, 71-61	Knoxville
D20	-/-	Hardin-Simmons	W, 75-58	Knoxville
D23	-/-	at Arizona	W, 61-49	Tucson
D27	-/-	2-Navy	W, 76-61	Honolulu
D29	-/-	2-at Hawai'i	L, 60-73	Honolulu
D30	-/-	2-Ala.-Birmingham	L, 66-84	Honolulu
J3	-/11	at Georgia	L, 57-71	Athens
J8	-/-	Ole Miss	W, 83-59	Knoxville
J10	-/11	LSU	W, 70-69	Knoxville
J14	-/-	at Mississippi St.	L, 56-63*	Starkville
J16	-/-	at Alabama	L, 72-82	Tuscaloosa
J21	-/-	Florida	W, 70-65	Knoxville
J24	-/-	Auburn	L, 72-79	Knoxville
J28	-/-	at Vanderbilt	W, 76-69	Nashville
J30	-/3	at Kentucky	L, 74-93	Lexington
F4	-/-	at Ole Miss	L, 56-57	Oxford
F6	-/14	at LSU	L, 59-61*	Baton Rouge
F11	-/-	Mississippi State	W, 45-42	Knoxville
F13	-/-	Alabama	L, 66-72	Knoxville
F18	-/-	at Florida	W, 75-74**	Gainesville
F20	-/-	at Auburn	W, 57-54	Auburn
F25	-/-	Vanderbilt	W, 67-61	Knoxville
F27	-/4	Kentucky	W, 63-58	Knoxville
M4	-/-	Georgia	L, 77-82	Knoxville
Southeastern Conference Tournament				
M8	-/-	Florida	W, 80-74*	Nashville
M9	-/-	Auburn	L, 58-60	Nashville
National Invitation Tournament				
M14	-/-	St. Peter's	W, 54-40	Knoxville
M19	-/-	UT-Chattanooga	W, 68-66	Knoxville
M23	-/-	at Virginia Tech	L, 68-72	Blacksburg
<i>1-Volunteer Classic</i>				
<i>2-Rainbow Classic</i>				

1984-85 22-15 / 8-10 (Tie 7th SEC)

Coach: Don DeVoe

Captain: Game Captains

AP Rank				
UT/Opp Opponent	Result	Site		
N23	-/13	1-Ala.-Birmingham	L, 65-70	Anchorage
N24	-/-	1-Idaho State	W, 65-59	Anchorage
N25	-/-	1-Maryland	L, 49-72	Anchorage
D8	-/-	Vermont	W, 85-48	Knoxville
D10	-/-	at Missouri	L, 61-70	Columbia
D14	-/-	2-Southern Miss.	W, 89-73	Knoxville
D15	-/11	2-Virginia Tech	W, 86-75	Knoxville
D18	-/-	UNC Charlotte	W, 86-76	Knoxville
D20	-/-	Eastern Kentucky	W, 98-74	Knoxville
D22	-/-	Richmond	W, 77-64	Knoxville
D27	-/-	Lafayette	W, 77-58	Knoxville
D29	-/13	Michigan	W, 81-77	Knoxville
J2	-/-	at Florida	L, 70-84	Gainesville
J5	-/-	at Ole Miss	W, 70-63	Oxford
J9	-/-	Auburn	W, 86-74	Knoxville
J12	-/-	at LSU	L, 65-75	Baton Rouge
J16	-/-	Vanderbilt	W, 87-79	Knoxville
J19	-/-	Alabama	W, 79-67	Knoxville
J23	-/-	at Mississippi St.	L, 66-82	Starkville
J27	-/-	Kentucky	W, 81-65	Knoxville
J30	-/-	at Georgia	W, 80-79**	Athens
F2	-/-	Florida	L, 86-93	Knoxville
F6	-/-	Ole Miss	L, 57-58	Knoxville
F9	-/-	at Auburn	L, 60-75	Auburn
F14	-/-	LSU	L, 82-87	Knoxville
F16	-/-	at Vanderbilt	L, 82-85	Nashville
F20	-/-	at Alabama	L, 59-80	Tuscaloosa

F23	-/-	Mississippi State	W, 79-64	Knoxville
F28	-/-	at Kentucky	L, 67-92	Lexington
M2	-/14	Georgia	W, 86-85	Knoxville
Southeastern Conference Tournament				
M6	-/-	Vanderbilt	W, 71-51	Birmingham
M7	-/17	Georgia	L, 61-67	Birmingham
National Invitation Tournament				
M14	-/-	at Tennessee Tech	W, 65-62	Cookeville
M20	-/-	SW Louisiana	W, 73-72	Knoxville
M23	-/-	Virginia	W, 61-54	Knoxville
M27	-/-	Indiana	L, 67-74	New York City
M29	-/-	Louisville	W, 100-84	New York City
<i>1-Great Alaska Shootout</i>				
<i>2-Volunteer Classic</i>				

1985-86 12-16 / 5-13 (8th SEC)

Coach: Don DeVoe

Captain: Game Captains

AP Rank				
UT/Opp Opponent	Result	Site		
N22	-/-	SE Louisiana	W, 79-58	Knoxville
D2	-/3	at Michigan	L, 52-87	Ann Arbor
D7	-/-	Texas A&M	W, 88-70	Knoxville
D10	-/10	Illinois	W, 54-51	Knoxville
D14	-/-	Missouri	W, 67-54	Knoxville
D20	-/-	1-Furman	W, 79-45	Knoxville
D21	-/-	1-UNC Wilmington	W, 85-57	Knoxville
D27	-/-	2-SW Louisiana	L, 78-79**	New Orleans
D28	-/-	2-Texas A&M	W, 70-64	New Orleans
J2	-/-	Florida	L, 75-77*	Knoxville
J4	-/-	Ole Miss	W, 74-66	Knoxville
J8	-/-	at Auburn	L, 45-59	Auburn
J11	-/8	LSU	W, 88-77	Knoxville
J15	-/-	at Vanderbilt	L, 59-60	Nashville
J18	-/-	at Alabama	L, 79-92	Tuscaloosa
J22	-/-	Mississippi State	W, 69-51	Knoxville
J25	-/11	at Kentucky	L, 57-74	Lexington
J30	-/-	Georgia	W, 78-77	Knoxville
F1	-/-	at Florida	L, 61-69	Gainesville
F5	-/-	at Ole Miss	L, 55-59	Oxford
F8	-/-	Auburn	W, 80-79	Knoxville
F12	-/-	at LSU	L, 50-75	Baton Rouge
F15	-/-	Vanderbilt	L, 62-66	Knoxville
F19	-/-	Alabama	L, 64-80	Knoxville
F22	-/-	at Mississippi St.	L, 49-57	Starkville
F27	-/5	Kentucky	L, 60-62	Knoxville
M1	-/-	at Georgia	L, 70-91	Athens
Southeastern Conference Tournament				
M5	-/-	Ole Miss	L, 56-73	Lexington
<i>1-Volunteer Classic</i>				
<i>2-Sugar Bowl Classic</i>				

1986-87 14-15 / 7-11 (8th SEC)

Coach: Don DeVoe

Captain: Game Captains

AP Rank				
UT/Opp Opponent	Result	Site		
N28	-/-	Appalachian State	W, 93-47	Knoxville
D3	-/-	Louisiana Tech	W, 63-56	Knoxville
D13	-/-	at Marquette	L, 56-63	Milwaukee
D19	-/-	1-Ball State	W, 78-52	Knoxville
D20	-/-	1-UNC Charlotte	W, 86-69	Knoxville
D22	-/-	VMI	W, 99-60	Knoxville
D27	-/-	Southern Cal	L, 76-81*	Knoxville
D29	-/-	2-at Central Florida	W, 81-62	Orlando
D30	-/-	2-Florida State	L, 90-91*	Orlando
J3	-/-	at Vanderbilt	W, 81-72	Nashville
J8	-/-	LSU	L, 78-79	Knoxville
J10	-/9	Kentucky	W, 75-68	Knoxville
J14	-/10	at Auburn	L, 56-66	Auburn
J17	-/-	at Florida	L, 90-97	Gainesville
J21	-/-	Mississippi State	W, 74-61	Knoxville
J24	-/13	Alabama	L, 71-82	Knoxville
J28	-/-	at Georgia	L, 55-60	Athens
J31	-/-	Ole Miss	L, 70-73*	Knoxville
F2	-/-	at Ole Miss	L, 70-71	Oxford
F4	-/-	Vanderbilt	W, 79-69*	Knoxville
F7	-/-	at LSU	L, 58-60	Baton Rouge
F11	-/-	at Kentucky	L, 84-91*	Lexington
F14	-/-	Auburn	W, 103-84	Knoxville
F18	-/18	Florida	W, 81-71	Knoxville
F21	-/-	at Mississippi St.	L, 60-62	Starkville
F25	-/10	at Alabama	L, 71-93	Tuscaloosa

YEAR-BY-YEAR RESULTS

M5 -/- Vanderbilt W, 74-57 Atlanta
M6 -/9 Alabama L, 60-68 Atlanta
1-Volunteer Classic
2-Citrus Bowl/Red Lobster Classic

1987-88 16-13 / 9-9 (6th SEC)

Coach: Don DeVoe
Captain: Game Captains

AP Rank	UT/Opp	Opponent	Result	Site
D3	-/-	Marquette	W, 82-96	Knoxville
D12	-/-	at Southern Cal	W, 74-61	Los Angeles
D17	-/-	Western Carolina	W, 87-69	Knoxville
D19	-/-	Florida State	W, 81-78*	Knoxville
D21	-/-	Ohio University	L, 70-72	Knoxville
D23	-/-	Furman	W, 84-66	Knoxville
D28	-/-	1-Army	W, 75-52	Knoxville
D29	-/-	1-Pepperdine	W, 96-75	Knoxville
J6	-/-	Ole Miss	W, 77-68*	Knoxville
J9	-/-	Vanderbilt	W, 80-72	Knoxville
J13	-/-	LSU	L, 51-52	Knoxville
J16	-/5	at Kentucky	L, 65-83	Lexington
J17	-/20	at Illinois	L, 79-103	Champaign
J20	-/-	Auburn	W, 75-64	Knoxville
J23	-/-	Florida	L, 56-76	Knoxville
J27	-/-	at Mississippi St.	W, 63-48	Starkville
J30	-/-	at Alabama	L, 69-82	Tuscaloosa
F3	-/-	Georgia	W, 92-81	Knoxville
F6	-/-	at Ole Miss	L, 73-91	Oxford
F10	-/17	at Vanderbilt	L, 62-90	Nashville
F13	-/-	at LSU	L, 73-92	Baton Rouge
F17	-/9	Kentucky	W, 72-70	Knoxville
F20	-/-	at Auburn	L, 68-73	Auburn
F24	-/-	at Florida	W, 65-63	Gainesville
F27	-/-	Mississippi State	W, 64-62	Knoxville
M2	-/-	Alabama	W, 81-58	Knoxville
M5	-/-	at Georgia	L, 69-80	Atlanta

Southeastern Conference Tournament
M11 -/- Florida L, 60-67 Baton Rouge

National Invitation Tournament
M18 -/- at Middle Tenn. St. L, 80-85 Murfreesboro

1-Volunteer Classic

1988-89 19-11 / 11-7 (Tie 4th SEC)

Coach: Don DeVoe
Captain: Game Captains

AP Rank	UT/Opp	Opponent	Result	Site
N25	-/-	Tennessee Tech	W, 118-86	Knoxville
N28	-/-	at Ole Miss	W, 84-79	Oxford
D3	20/-	UT-Chattanooga	W, 91-76	Knoxville
D5	20/-	VMI	W, 84-82**	Knoxville
D17	16/-	South Carolina	L, 81-83*	Knoxville
D20	19/-	1-Ala.-Birmingham	W, 111-99	San Diego
D21	19/-	1-at San Diego St.	W, 77-75	San Diego
D28	19/-	2-Miami (Ohio)	W, 94-83	Knoxville
D29	19/-	2-Memphis State	W, 76-74	Knoxville
J4	17/-	at Auburn	W, 84-73	Auburn
J7	17/-	at Mississippi St.	W, 86-85	Starkville
J11	17/-	LSU	W, 100-96	Knoxville
J15	17/14	at Florida State	L, 90-101	Tallahassee
J18	18/-	Florida	W, 83-76	Knoxville
J21	18/-	Kentucky	L, 65-66	Knoxville
J25	-/-	at Alabama	L, 85-87*	Tuscaloosa
J28	-/-	Georgia	L, 73-74	Knoxville
F1	-/-	at Vanderbilt	L, 56-68	Nashville
F4	-/-	Auburn	W, 89-72	Knoxville
F8	-/-	Mississippi State	W, 81-71	Knoxville
F11	-/-	at LSU	L, 106-122	Baton Rouge
F15	-/-	Ole Miss	W, 83-71	Knoxville
F18	-/-	at Florida	L, 81-99	Gainesville
F22	-/-	at Kentucky	L, 71-76	Lexington
F25	-/-	Alabama	W, 84-69	Knoxville
M1	-/-	at Georgia	W, 75-68	Atlanta
M4	-/-	Vanderbilt	W, 78-61	Knoxville

Southeastern Conference Tournament
M10 -/- LSU W, 95-77 Knoxville
M11 -/- Florida L, 71-76 Knoxville

NCAA Tournament
M16 -/17 West Virginia L, 68-84 Greensboro
1-McDonald's Classic
2-Volunteer Classic

1989-90 16-14 / 10-8 (4th SEC)

Coach: Wade Houston
Captain: Game Captains

AP Rank	UT/Opp	Opponent	Result	Site
N24	-/-	1-Austin Peay	W, 71-69	Memphis
N25	-/24	1-at Memphis St.	L, 72-91	Memphis
N28	-/-	East Tenn. State	L, 70-83	Knoxville
D5	-/-	New Mexico	W, 96-85*	Knoxville
D10	-/24	Oregon State	L, 90-96*	Knoxville
D16	-/-	Ole Miss	W, 71-67	Knoxville
D18	-/-	at South Carolina	W, 67-60	Columbia
D20	-/-	Western Carolina	W, 92-66	Knoxville
D29	-/-	2-Fordham	L, 85-93	Knoxville
D30	-/-	2-Washington St.	W, 83-82	Knoxville
J3	-/-	Auburn	W, 72-70	Knoxville
J6	-/-	Mississippi State	W, 82-77	Knoxville
J8	-/11	at LSU	L, 94-111	Baton Rouge
J17	-/-	at Florida	W, 80-75	Gainesville
J20	-/-	at Kentucky	L, 83-95	Lexington
J23	-/24	Alabama	W, 78-70	Knoxville
J27	-/-	at Georgia	L, 77-85	Athens
J31	-/-	Vanderbilt	W, 73-72	Knoxville
F3	-/-	at Auburn	L, 83-89	Auburn
F7	-/-	at Mississippi St.	W, 84-83*	Starkville
F10	-/11	LSU	L, 113-119	Knoxville
F14	-/-	at Ole Miss	L, 80-81	Oxford
F17	-/-	Florida	W, 75-57	Knoxville
F21	-/-	Kentucky	W, 102-100	Knoxville
F24	-/-	at Alabama	L, 73-87	Tuscaloosa
F28	-/25	Georgia	W, 93-83	Knoxville
M3	-/-	at Vanderbilt	L, 74-98	Nashville

Southeastern Conference Tournament
M9 -/- Ole Miss L, 86-87 Orlando

National Invitation Tournament
M14 -/- at Memphis State W, 73-71 Memphis

M19 -/- at Vanderbilt L, 85-89 Nashville

1-Mid-South Classic

2-Volunteer Classic

1990-91 12-22 / 3-15 (Tie 8th SEC)

Coach: Wade Houston
Captain: Game Captains

AP Rank	UT/Opp	Opponent	Result	Site
N23	-/-	Tennessee State	W, 91-75	Knoxville
N27	-/-	Memphis State	L, 72-74	Knoxville
N29	-/-	Kent State	W, 93-69	Knoxville
D2	-/-	UT-Chattanooga	W, 92-69	Knoxville
D15	-/-	Austin Peay	W, 91-87	Knoxville
D17	-/-	VCU	W, 77-72	Knoxville
D20	-/-	at New Mexico	L, 80-83	Albuquerque
D22	-/-	at Oregon State	L, 66-82	Corvallis
D27	-/-	1-Wichita State	L, 73-77	Honolulu
D29	-/-	1-Iona	W, 93-77	Honolulu
D30	-/-	1-Alaska-Anchorage	L, 78-86	Honolulu
J2	-/-	Mississippi State	L, 65-70	Knoxville
J5	-/-	at Georgia	L, 86-107	Athens
J8	-/-	at Vanderbilt	L, 68-108	Nashville
J12	-/11	Kentucky	L, 74-78	Knoxville
J16	-/-	at Florida	W, 70-67	Gainesville
J19	-/-	Auburn	L, 63-67	Knoxville
J22	-/16	LSU	W, 92-89	Knoxville
J26	-/-	at Ole Miss	L, 72-75	Oxford
J30	-/-	Alabama	L, 74-83	Knoxville
F2	-/-	at Mississippi St.	L, 68-95	Starkville
F6	-/-	Georgia	L, 78-87	Knoxville
F9	-/-	Vanderbilt	W, 85-73	Knoxville
F13	-/16	at Kentucky	L, 74-85	Lexington
F16	-/-	Florida	L, 68-73	Knoxville
F19	-/-	at Auburn	L, 65-74	Auburn
F23	-/19	at LSU	L, 87-119	Baton Rouge
F25	-/-	N.C. State	L, 82-90	Knoxville
F27	-/-	Ole Miss	L, 88-93	Knoxville
M2	-/24	at Alabama	L, 88-96	Tuscaloosa

Southeastern Conference Tournament
M7 -/- Ole Miss W, 94-85 Nashville

M8 -/18 Mississippi State W, 87-70 Nashville

M9 -/- Georgia W, 85-65 Nashville

M10 -/24 Alabama L, 69-88 Nashville

1-Rainbow Classic

1991-92 19-15 / 8-8 (3rd SEC East)

Coach: Wade Houston
Captain: Game Captains

AP Rank	UT/Opp	Opponent	Result	Site
N25	-/-	East Tenn. State	L, 79-87	Knoxville
N29	-/-	1-American-PR	W, 105-85	San Juan
N30	-/-	1-TCU	L, 59-73	San Juan
D1	-/-	1-Miami	L, 60-72	San Juan
D5	-/-	Middle Tenn. St.	W, 86-83	Knoxville
D14	-/-	at Memphis State	W, 65-64	Memphis
D18	-/-	East Carolina	W, 93-58	Knoxville
D21	-/-	at VCU	W, 92-78	Richmond
D30	-/-	Furman	W, 92-74	Knoxville
J4	-/-	Vanderbilt	W, 91-75	Knoxville
J6	-/-	Towson State	W, 77-70	Knoxville
J8	-/-	Cincinnati	L, 51-62	Knoxville
J11	-/-	Georgia	W, 78-76	Knoxville
J15	-/-	at South Carolina	L, 59-73	Columbia
J18	-/-	at Florida	L, 65-71	Gainesville
J21	-/8	Kentucky	W, 107-85	Knoxville
J25	-/-	Auburn	W, 82-74	Knoxville
J27	-/-	at N.C. State	W, 92-97	Raleigh
J29	-/-	at LSU	L, 82-78	Baton Rouge
F5	-/5	Arkansas	W, 83-81	Knoxville
F8	-/18	at Alabama	L, 68-85	Tuscaloosa
F12	-/-	at Mississippi St.	L, 76-94	Starkville
F15	-/-	Dayton	W, 68-67	Knoxville
F19	-/-	Ole Miss	W, 98-86	Knoxville
F22	-/-	at Vanderbilt	L, 84-89	Nashville
F24	-/-	at UNC Charlotte	L, 65-72	Charlotte
F26	-/-	Florida	L, 68-72	Knoxville
F29	-/-	South Carolina	W, 87-64	Knoxville
M4	-/-	at Georgia	W, 67-66	Athens
M7	-/10	at Kentucky	L, 88-99	Lexington

Southeastern Conference Tournament
M12 -/- South Carolina W, 70-63 Birmingham

M13 -/23 LSU L, 89-99 Birmingham

National Invitation Tournament
M18 -/- Ala.-Birmingham W, 71-68 Knoxville

M23 -/- at Virginia L, 52-77 Charlottesville

1-San Juan Shootout

1992-93 13-17 / 4-12 (6th SEC East)

Coach: Wade Houston
Captain: Game Captains

AP Rank	UT/Opp	Opponent	Result	Site
N19	-/-	1-at Rutgers	W, 87-79	Piscataway
N21	-/6	1-at Seton Hall	L, 64-72East	Rutherford
D3	-/-	Tennessee Tech	W, 96-78	Knoxville
D6	-/8	Memphis State	W, 70-59	Knoxville
D9	-/15	Syracuse	L, 81-87	Knoxville
D19	-/-	Western Carolina	W, 97-55	Knoxville
D22	-/-	at Dayton	W, 77-61	Dayton
D29	-/-	Furman	W, 90-77	Knoxville
J4	-/16	at Cincinnati	L, 58-79	Cincinnati
J6	-/-	South Carolina	L, 85-95	Knoxville
J9	-/2	at Kentucky	L, 70-84	Lexington
J13	-/-	Radford	W, 105-63	Knoxville
J16	-/-	Mississippi State	W, 92-75	Knoxville
J18	-/-	UNC Charlotte	W, 80-70	Knoxville
J20	-/-	at Auburn	L, 75-88	Auburn
J24	-/-	Florida	L, 68-80	Knoxville
J27	-/12	Vanderbilt	L, 65-82	Knoxville
J30	-/-	at Ole Miss	W, 75-62	Oxford
F3	-/-	at Georgia	L, 60-77	Athens
F6	-/-	Alabama	L, 81-85	Knoxville
F10	-/-	at South Carolina	L, 107-111**	Columbia
F13	-/-	at N.C. State	L, 72-74	Raleigh
F16	-/13	at Arkansas	W, 101-91	Fayetteville
F20	-/-	LSU	L, 74-81	Knoxville
F24	-/2	Kentucky	W, 78-77	Knoxville
F27	-/-	at Florida	L, 70-84	Gainesville
M2	-/7	at Vanderbilt	L, 82-90*	Nashville
M6	-/-	Georgia	L, 83-96	Knoxville

Southeastern Conference Tournament
M11 -/- Auburn W, 78-76 Lexington

M12 -/4 Kentucky L, 40-101 Lexington

1-Preseason National Invitation Tournament

YEAR-BY-YEAR RESULTS

1993-94 5-22 / 2-14 (6th SEC East)

Coach: Wade Houston
Captain: Game Captains

AP Rank			
UT/Opp	Opponent	Result	Site
N26	-/- Tennessee-Martin	W, 97-80	Knoxville
N28	-/20 at Syracuse	L, 65-98	Syracuse
D2	-/- at Memphis State	L, 64-83	Memphis
D8	-/- Arkansas-Little Rock	L, 59-69	Knoxville
D17	-/- Western Carolina	L, 71-78	Knoxville
D21	-/- Michigan State	L, 60-69	Knoxville
D28	-/- Mercer	W, 67-45	Knoxville
J2	-/- at Virginia Tech	L, 63-86	Blacksburg
J5	-/- at Mississippi St.	L, 66-80	Starkville
J8	-/- Florida	L, 71-86	Knoxville
J12	-/- Georgia	L, 63-67	Knoxville
J15	-/8 at Kentucky	L, 74-93	Lexington
J19	-/- at South Carolina	L, 62-64	Columbia
J22	-/- Auburn	W, 92-85	Knoxville
J26	-/- at Vanderbilt	L, 73-85	Nashville
J29	-/5 Arkansas	L, 64-65	Knoxville
F1	-/- Tennessee Tech	W, 97-78	Knoxville
F5	-/- at LSU	L, 83-84	Baton Rouge
F7	-/- N.C. State	L, 70-72*	Knoxville
F12	-/- at Georgia	L, 61-74	Athens
F16	-/- Ole Miss	W, 72-69	Knoxville
F19	-/- at Alabama	L, 70-84	Tuscaloosa
F23	-/7 Kentucky	L, 73-77	Knoxville
F26	-/- South Carolina	L, 64-72	Knoxville
M1	-/- Vanderbilt	L, 67-84	Knoxville
M5	-/19 at Florida	L, 71-82	Gainesville
Southeastern Conference Tournament			
M10	-/- Mississippi State	L, 69-73	Memphis

1994-95 11-16 / 4-12 (6th SEC East)

Coach: Kevin O'Neill
Captain: Game Captains

AP Rank			
UT/Opp	Opponent	Result	Site
N27	-/- Tennessee Tech	W, 74-54	Knoxville
D4	-/- East Tenn. State	W, 81-74	Knoxville
D7	-/- Morehead State	W, 70-52	Knoxville
D17	-/- Memphis	L, 46-50	Knoxville
D20	-/17 at Michigan State	L, 68-79	East Lansing
D23	-/- at Houston	W, 74-58	Houston
D28	-/- Virginia Tech	L, 64-73	Knoxville
D30	-/- Furman	W, 68-51	Knoxville
J4	-/- Georgia	L, 56-57	Knoxville
J7	-/3 at Arkansas	L, 79-97	Fayetteville
J11	-/- South Carolina	W, 61-57	Knoxville
J15	-/- at Vanderbilt	W, 67-63	Nashville
J18	-/- at Auburn	L, 57-61	Auburn
J22	-/24 Florida	L, 47-62	Knoxville
J25	-/5 at Kentucky	L, 50-69	Lexington
J28	-/- Alabama	L, 46-69	Knoxville
J30	-/- at South Florida	W, 62-57	Tampa
F4	-/- LSU	L, 52-56	Knoxville
F8	-/6 Kentucky	L, 48-68	Knoxville
F11	-/- at Georgia	L, 48-74	Athens
F15	-/- at Florida	L, 48-70	Gainesville
F18	-/23 Mississippi State	L, 52-60	Knoxville
F22	-/- at Ole Miss	W, 75-61	Oxford
F27	-/- Towson State	W, 77-60	Knoxville
M1	-/- Vanderbilt	W, 62-58	Knoxville
M4	-/- at South Carolina	L, 50-66	Columbia
Southeastern Conference Tournament			
M9	-/20 Alabama	L, 43-55	Atlanta

1995-96 14-15 / 6-10 (Tie 5th SEC East)

Coach: Kevin O'Neill
Captain: Steve Hamer

AP Rank			
UT/Opp	Opponent	Result	Site
N26	-/- Georgia State	W, 74-59	Knoxville
N29	-/- UNC Charlotte	L, 76-79	Knoxville
D2	-/- Penn State	L, 57-69	Knoxville
D6	-/- Western Carolina	W, 63-51	Knoxville
D9	-/- Austin Peay	W, 80-70	Knoxville
D16	-/6 at Memphis	L, 55-57	Memphis
D19	-/- Houston	W, 69-49	Knoxville
D22	-/- South Florida	W, 54-43	Knoxville
D27	-/- at Miami	W, 56-54	Miami
J3	-/- Auburn	W, 66-62	Knoxville
J6	-/- at Vanderbilt	L, 55-65	Nashville
J10	-/- South Carolina	L, 58-62	Knoxville

J13	-/2 at Kentucky	L, 44-61	Lexington
J15	-/- Tennessee Tech	W, 65-53	Knoxville
J17	-/- at Alabama	L, 53-62	Tuscaloosa
J20	-/22 Georgia	W, 67-62	Knoxville
J27	-/- at Mississippi St.	L, 59-60	Starkville
J31	-/- Ole Miss	W, 67-52	Knoxville
F3	-/- at Georgia	L, 49-68	Athens
F7	-/- at Florida	L, 51-63	Gainesville
F14	-/- at LSU	W, 73-65	Baton Rouge
F17	-/2 Kentucky	L, 50-90	Knoxville
F21	-/- Arkansas	W, 66-59	Knoxville
F24	-/- Vanderbilt	W, 94-79	Knoxville
F28	-/- at South Carolina	L, 52-66	Columbia
M2	-/- Florida	L, 71-73	Knoxville

Southeastern Conference Tournament			
M7	-/- Alabama	W, 77-65	New Orleans
M8	-/- Georgia	L, 63-74	New Orleans

National Invitation Tournament			
M13	-/- Coll. of Charleston	L, 49-55	Knoxville

1996-97 11-16 / 4-12 (6th SEC East)

Coach: Kevin O'Neill
Captain: Game Captains

AP Rank			
UT/Opp	Opponent	Result	Site
N24	-/- Morehead State	W, 85-63	Knoxville
D1	-/- Georgia State	W, 70-53	Knoxville
D4	-/- Tennessee Tech	L, 62-73	Knoxville
D7	-/- at Penn State	L, 41-42*	State College
D15	-/- Memphis	W, 57-47	Knoxville
D18	-/- Southern Calif.	W, 71-59	Knoxville
D22	-/- Miami	W, 78-65	Knoxville
D28	-/- at UNC Charlotte	L, 51-72	Charlotte
D31	-/- East Tenn. State	W, 54-40	Knoxville
J4	-/3 at Kentucky	L, 40-74	Lexington
J8	-/- at South Carolina	L, 41-73	Columbia
J11	-/- Vanderbilt	W, 75-65	Knoxville
J15	-/- at Auburn	L, 35-43	Auburn
J19	-/- LSU	W, 66-52	Knoxville
J22	-/- at Ole Miss	L, 48-70	Oxford
J25	-/- Florida	L, 50-56	Knoxville
J29	-/- Georgia	L, 50-63	Knoxville
F1	-/- Wolford	W, 60-41	Knoxville
F5	-/- at Arkansas	L, 54-77	Fayetteville
F8	-/- Alabama	W, 65-61	Knoxville
F12	-/- at Vanderbilt	L, 53-66	Nashville
F15	-/- Mississippi State	W, 54-53	Knoxville
F19	-/- at Florida	L, 54-76	Gainesville
F22	-/9 South Carolina	L, 58-69	Knoxville
F25	-/3 Kentucky	L, 64-74	Knoxville
M1	-/- at Georgia	L, 55-69	Athens
Southeastern Conference Tournament			
M6	-/- Auburn	L, 54-67	Memphis

1997-98 20-9 / 9-7 (3rd SEC East)

Coach: Jerry Green
Captain: Game Captains

AP Rank			
UT/Opp	Opponent	Result	Site
N14	-/- Winthrop	W, 75-62	Knoxville
N17	-/- Miami (Ohio)	W, 75-74	Knoxville
N19	-/- UNC Asheville	W, 75-69	Knoxville
N23	-/- Austin Peay	W, 74-65	Knoxville
N28	-/- Appalachian State	W, 69-46	Knoxville
D2	-/- Tennessee Tech	W, 83-69	Knoxville
D7	-/- Wolford	W, 92-63	Knoxville
D9	-/- St. Joseph's	W, 74-54	Knoxville
D20	-/- at Memphis	W, 68-66	Memphis
D30	-/- at Southern Calif.	W, 74-70	Los Angeles
J3	-/- at Florida	L, 69-83	Gainesville
J7	-/- Auburn	L, 69-74	Knoxville
J10	-/- at Vanderbilt	L, 79-80	Nashville
J17	-/11 Mississippi	W, 77-67	Knoxville
J21	-/14 at South Carolina	L, 51-81	Columbia
J24	-/7 Kentucky	L, 67-85	Knoxville
J28	-/- at Alabama	W, 84-70	Tuscaloosa
J31	-/- at LSU	W, 72-65	Baton Rouge
F4	-/- Georgia	W, 77-48	Knoxville
F7	-/13 South Carolina	W, 70-69	Knoxville
F11	-/7 at Kentucky	L, 74-80	Lexington
F14	-/12 Arkansas	W, 74-71	Knoxville
F17	-/- at Mississippi St.	W, 87-63	Starkville
F21	-/- Vanderbilt	W, 90-76	Knoxville
F25	-/- Florida	W, 79-75	Knoxville
F28	-/- at Georgia	L, 72-77	Athens

Southeastern Conference Tournament			
M5	-/- LSU	W, 73-62	Atlanta
M6	-/17 Arkansas	L, 96-102	Atlanta
NCAA Tournament			
M12	-/- Illinois State	L, 81-82*	Sacramento

1998-99 21-9 / 12-4 (1st SEC East)

Coach: Jerry Green
Captain: Game Captains
Preseason Ranking: 9th Associated Press / 9th ESPN/USA Today
Final Ranking: 20th Associated Press

AP Rank			
UT/Opp	Opponent	Result	Site
N13	9/18 1-Arizona	L, 72-73	Albuquerque
N15	18/- Tennessee State	W, 91-69	Knoxville
N17	18/- Cal State Northridge	W, 83-64	Knoxville
N19	18/- at Miami (Ohio)	L, 62-68	Oxford
N24	25/- UT-Chattanooga	W, 85-74	Knoxville
N30	-/- Western Carolina	W, 84-41	Knoxville
D2	-/- Memphis	W, 68-67	Knoxville
D6	-/20 Pittsburgh	W, 56-53	Knoxville
D10	21/- at St. Joseph's	L, 53-55	Philadelphia
D19	-/- at South Florida	W, 75-68*	Tampa
D22	-/- UNC Greensboro	L, 92-60	Knoxville
J2	-/17 at Auburn	L, 62-90	Auburn
J6	-/- LSU	W, 93-58	Knoxville
J9	-/- South Carolina	W, 86-57	Knoxville
J12	-/6 at Kentucky	W, 47-46	Lexington
J20	-/- Georgia	W, 85-69	Knoxville
J23	-/- at Florida	L, 72-93	Gainesville
J27	-/- at Vanderbilt	W, 78-67	Nashville
J30	-/- Alabama	W, 100-64	Knoxville
F2	-/23 at Arkansas	L, 52-69	Fayetteville
F6	-/- Mississippi State	L, 82-88	Knoxville
F10	-/23 Florida	W, 91-56	Knoxville
F13	-/- Vanderbilt	W, 63-62	Knoxville
F17	-/- at Ole Miss	W, 69-67	Oxford
F20	-/- at South Carolina	W, 65-50	Columbia
F23	-/- at Georgia	W, 75-65	Athens
F28	-/13 Kentucky	W, 68-61	Knoxville
Southeastern Conference Tournament			
M5	18/- Mississippi State	L, 56-62	Atlanta
NCAA Tournament			
M12	20/- Delaware	W, 62-52	Charlotte
M14	20/- SW Missouri State	L, 51-81	Charlotte

NCAA Tournament			
M12	20/- Delaware	W, 62-52	Charlotte
M14	20/- SW Missouri State	L, 51-81	Charlotte

NCAA Tournament			
M12	20/- Delaware	W, 62-52	Charlotte
M14	20/- SW Missouri State	L, 51-81	Charlotte

1999-2000 26-7 / 12-4 (1st SEC East)

Coach: Jerry Green
Captain: Game Captains
Preseason Ranking: 19th Associated Press / 16th ESPN/USA Today
Final Ranking: 11th Associated Press / 14th ESPN/USA Today

AP Rank			
UT/Opp	Opponent	Result	Site
N22	19/- Elon	W, 95-56	Knoxville
N24	17/- UNC Asheville	W, 79-63	Knoxville
N26	17/- Long Island	W, 86-47	Knoxville
N29	18/- South Florida	W, 102-90	Knoxville
D1	18/- Miami (Ohio)	W, 78-59	Knoxville
D4	18/- at Pittsburgh	W, 76-50	Pittsburgh
D8	16/- West Virginia	W, 94-54	Knoxville
D10	16/- Middle Tenn. St.	W, 78-77	Knoxville
D18	13/- at Memphis	W, 74-69	Memphis
D21	11/- 1-American-PR	W, 102-58	Bayamon, P.R.
D22	11/- 1-Southern Illinois	W, 87-74	Bayamon, P.R.
D23	11/- 1-Tulsa	L, 68-88	Bayamon, P.R.
J2	16/- Radford	W, 72-46	Knoxville
J5	15/- at South Carolina	W, 60-52	Columbia
J8	15/21 at LSU	W, 64-59	Baton Rouge
J12	12/- Vanderbilt	L, 73-76	Knoxville
J15	12/- Ole Miss	W, 98-60	Knoxville
J18	16/9 at Florida	W, 81-79*	Gainesville
J25	11/7 Auburn	W, 105-76	Knoxville
J29	11/- South Carolina	W, 73-66	Knoxville
F1	6/14 at Kentucky	L, 68-81	Lexington
F6	6/- at Mississippi St.	W, 88-81	Starkville
F9	8/- Georgia	W, 110-83	Knoxville
F12	8/12 Florida	W, 76-73*	Knoxville
F19	5/- at Vanderbilt	L, 72-85	Nashville
F23	7/18 Kentucky	W, 74-67	Knoxville
F26	7/- at Alabama	L, 75-80	Tuscaloosa
M1	11/- Arkansas	W, 73-66	Knoxville

OUTLOOK

PLAYERS

STAFF

REVIEW

RESULTS

RECORDS

HONORS

POSTSEASON

VOLMANAC

MEDIA INFO



YEAR-BY-YEAR RESULTS

M4	11/-	at Georgia	W, 83-66	Athens
Southeastern Conference Tournament				
M10	8/-	South Carolina	L, 68-75	Atlanta
NCAA Tournament				
M17	11/-	La-Lafayette	W, 63-58	Birmingham
M19	11/20	Connecticut	W, 65-51	Birmingham
M24	11/-	North Carolina	L, 69-74	Austin
<i>1-Puerto Rico Holiday Classic</i>				

2000-01 22-11 / 8-8 (4th SEC East)

Coach: Jerry Green
Captain: Game Captains
Preseason Ranking: 9th Associated Press / 8th ESPN/
 USA Today

AP Rank				
UT/Opp	Opponent	Result	Site	
N17	9/-	UT-Chattanooga	W, 88-66	Knoxville
N19	9/-	East Tenn. State	W, 102-76	Knoxville
N21	9/18	Wisconsin	W, 66-56	Knoxville
N27	7/-	Austin Peay	W, 98-65	Knoxville
N30	7/-	UNC Asheville	W, 85-59	Knoxville
D2	7/-	at West Virginia	W, 79-78	Morgantown
D5	6/-	Memphis	W, 86-76	Knoxville
D7	6/-	SMU	W, 85-76	Knoxville
D15	4/-	vs. Middle Tenn. St.	W, 99-83	Nashville
D19	4/14	1-Virginia	L, 89-107	East Rutherford
D22	4/12	at Syracuse	W, 83-70	Syracuse
D28	6/-	2-Geo. Washington	W, 92-81	Honolulu
D29	6/23	2-Iowa	W, 80-68	Honolulu
D30	6/-	2-at Hawai'i	W, 69-58	Honolulu
J6	6/-	at Auburn	W, 96-88**	Auburn
J9	4/16	Alabama	W, 86-69	Knoxville
J13	4/-	South Carolina	W, 79-71	Knoxville
J16	4/-	at Kentucky	L, 74-84	Lexington
J20	4/-	Mississippi State	W, 84-79	Knoxville
J27	6/-	at Georgia	L, 75-77**	Athens
J30	8/13	at Florida	L, 67-81	Gainesville
F3	8/-	Vanderbilt	W, 72-50	Knoxville
F7	10/-	at Arkansas	L, 77-82*	Fayetteville
F10	10/25	at Ole Miss	L, 71-87	Oxford
F14	15/22	Kentucky	L, 95-103	Knoxville
F18	15/11	Florida	L, 82-88	Knoxville
F21	22/-	Georgia	L, 76-88	Knoxville
F24	22/-	at Vanderbilt	W, 78-70	Nashville
F27	-/-	at South Carolina	W, 68-67*	Columbia
M3	-/-	LSU	W, 78-71	Knoxville

Southeastern Conference Tournament				
M8	-/-	Auburn	W, 73-66	Nashville
M9	-/14	Ole Miss	L, 73-86	Nashville

NCAA Tournament				
M16	-/-	Charlotte	L, 63-70	Dayton
<i>1-Jimmy V Classic</i>				
<i>2-Rainbow Classic</i>				

2001-02 15-16 / 7-9 (4th SEC East)

Coach: Buzz Peterson
Captain: Game Captains

AP Rank				
UT/Opp	Opponent	Result	Site	
N16	-/-	Tennessee Tech	W, 72-63	Knoxville
N21	-/-	1-Marquette	L, 74-85	Anchorage
N23	-/-	1st Alaska Anchorage	W, 74-54	Anchorage
N24	-/-	1-St. John's	L, 55-69	Anchorage
N29	-/-	Appalachian State	W, 97-66	Knoxville
D6	-/-	at SMU	W, 79-62	Dallas
D15	-/-	at Memphis	L, 69-71	Memphis
D17	-/-	Radford	W, 72-66	Knoxville
D20	-/-	at Louisville	L, 72-73	Louisville
D22	-/-	West Virginia	L, 72-74	Knoxville
D29	-/-	at Wisconsin	L, 62-65	Madison
J6	-/-	Ole Miss	W, 82-76	Knoxville
J9	-/3	Florida	L, 100-104*	Knoxville
J12	-/-	at Georgia	L, 70-73	Athens
J16	-/-	at Mississippi St.	L, 91-92*	Starkville
J19	-/8	Syracuse	W, 66-62	Knoxville
J21	-/-	Middle Tenn. St.	W, 74-56	Knoxville
J23	-/-	South Carolina	L, 60-94	Knoxville
J27	-/-	Auburn	W, 82-59	Knoxville
J30	-/-	at LSU	W, 61-58	Baton Rouge
F2	-/-	at Vanderbilt	W, 67-65	Nashville
F6	-/7	Kentucky	W, 76-74*	Knoxville
F9	-/-	at South Carolina	L, 54-72	Columbia
F13	-/-	Arkansas	W, 64-53	Knoxville
F16	-/7	at Alabama	L, 82-95	Tuscaloosa
F19	-/12	at Kentucky	L, 61-64	Lexington

F23	-/-	Vanderbilt	L, 62-67	Knoxville
F26	-/8	at Florida	L, 62-68	Gainesville
M2	-/16	Georgia	W, 71-63*	Knoxville
Southeastern Conference Tournament				
M7	-/-	Arkansas	W, 68-61	Atlanta
M8	-/8	Alabama	L, 72-91	Atlanta
<i>1-Great Alaska Shootout</i>				

2002-03 17-12 / 9-7 (4th SEC East)

Coach: Buzz Peterson
Captains: Ron Slay, Jon Higgins

AP Rank				
UT/Opp	Opponent	Result	Site	
N22	-/-	Gardner-Webb	W, 71-69	Knoxville
N25	-/-	VMI	W, 88-56	Knoxville
D4	-/-	at Texas A&M	L, 66-83	College Station
D15	-/-	1-Georgia Tech	W, 70-69	Atlanta
D17	-/-	Charleston Southern	W, 63-49	Knoxville
D21	-/-	at West Virginia	L, 62-65	Morgantown
D23	-/-	Western Carolina	W, 79-61	Knoxville
D30	-/-	UT Martin	W, 77-50	Knoxville
J4	-/-	New Mexico	W, 71-64	Knoxville
J8	-/18	Kentucky	L, 71-74	Knoxville
J11	-/-	at Ole Miss	W, 66-64	Oxford
J15	-/6	at Florida	L, 64-77	Gainesville
J18	-/-	Vanderbilt	W, 71-66	Knoxville
J22	-/19	at Georgia	L, 76-81*	Athens
J25	-/9	Louisville	L, 69-72	Knoxville
J29	-/-	South Carolina	W, 60-56	Knoxville
F1	-/-	at Auburn	W, 60-57	Auburn
F5	-/-	Massachusetts	W, 71-45	Knoxville
F8	-/17	Georgia	W, 78-72	Knoxville
F12	-/-	at Arkansas	W, 70-62	Fayetteville
F15	-/4	Florida	W, 66-59	Knoxville
F19	-/-	at South Carolina	L, 63-77	Columbia
F22	-/-	Alabama	L, 71-76	Knoxville
F26	-/2	at Kentucky	L, 68-80	Lexington
M1	-/-	LSU	L, 67-88	Knoxville
M5	-/23	Mississippi State	W, 59-49	Knoxville
M8	-/-	at Vanderbilt	W, 70-65	Nashville

Southeastern Conference Tournament				
M14	-/-	Auburn	L, 53-66	New Orleans
National Invitation Tournament				
M18	-/-	Georgetown	L, 60-70	Knoxville
<i>1-Chick-fil-A Peach Bowl Classic for Kids</i>				

2003-04 15-14 / 7-9 (5th SEC East)

Coach: Buzz Peterson
Captains: Brandon Crump, C.J. Watson

AP Rank				
UT/Opp	Opponent	Result	Site	
N21	-/-	Wofford	W, 81-70	Knoxville
N28	-/-	Tennessee State	W, 81-56	Knoxville
D2	-/-	Texas A&M	W, 108-84	Knoxville
D13	-/-	at Nebraska	L, 62-77	Lincoln
D17	-/-	The Citadel	W, 99-49	Knoxville
D20	-/-	Georgia State	W, 87-71	Knoxville
D22	-/-	Tennessee Tech	W, 79-61	Knoxville
D30	-/-	UNC Asheville	W, 80-67	Knoxville
J3	-/-	at UMass	W, 74-66	Amherst
J7	-/-	Georgia	W, 89-65	Knoxville
J10	-/14	at Florida	L, 57-95	Gainesville
J14	-/23	Vanderbilt	W, 76-66	Knoxville
J17	-/-	at South Carolina	L, 64-85	Columbia
J20	-/9	Kentucky	L, 68-69*	Knoxville
J25	-/5	Louisville	L, 62-65	Knoxville
J28	-/11	at Mississippi St.	L, 60-82	Starkville
J31	-/22	Florida	W, 65-63	Knoxville
F4	-/-	at LSU	L, 67-84	Baton Rouge
F7	-/15	Georgia Tech	L, 62-77	Knoxville
F11	-/-	Arkansas	W, 69-65	Knoxville
F14	-/-	at Alabama	L, 70-83	Tuscaloosa
F18	-/-	Ole Miss	W, 83-66	Knoxville
F21	-/-	at Georgia	L, 60-71	Athens
F25	-/9	at Kentucky	L, 60-92	Lexington
F28	-/-	Auburn	W, 75-69	Knoxville
M3	-/-	at Vanderbilt	L, 58-61	Nashville
M6	-/-	South Carolina	L, 63-56	Knoxville

Southeastern Conference Tournament				
M11	-/-	Alabama	L, 49-84	Atlanta
National Invitation Tournament				
M17	-/-	at George Mason	L, 55-58	Fairfax

2004-05 14-17 / 6-10 (5th SEC East)

Coach: Buzz Peterson
Captains: Brandon Crump, Scooter McFadgon, C.J. Watson

AP Rank				
UT/Opp	Opponent	Result	Site	
N22	-/-	1-Stanford	W, 69-57	Lahaina, Maui
N23	-/11	1-North Carolina	L, 81-94	Lahaina, Maui
N24	-/15	1-Texas	L, 70-95	Lahaina, Maui
N29	-/-	Wofford	W, 73-67	Knoxville
D5	-/-	UT-Chattanooga	L, 68-69	Knoxville
D11	-/-	Xavier	W, 71-69	Knoxville
D14	-/-	Alabama State	W, 71-45	Knoxville
D18	-/-	at New Mexico	L, 58-77	Albuquerque
D20	-/-	Belmont	W, 77-68	Knoxville
D23	-/-	Campbell	W, 90-49	Knoxville
D30	-/-	Nebraska	L, 61-62	Knoxville
J2	-/-	Coastal Carolina	W, 83-51	Knoxville
J5	-/-	at Georgia	W, 72-65	Athens
J8	-/-	Vanderbilt	L, 63-88	Knoxville
J12	-/11	Mississippi State	W, 64-63	Knoxville
J15	-/-	at South Carolina	L, 63-66	Columbia
J19	-/-	at Florida	W, 83-76*	Gainesville
J22	-/14	at Louisville	L, 62-85	Louisville
J25	-/7	Kentucky	L, 62-84	Knoxville
J29	-/-	at Auburn	L, 59-62	Auburn
F2	-/-	at Vanderbilt	L, 62-67	Nashville
F5	-/-	LSU	W, 77-55	Knoxville
F9	-/17	Alabama	L, 54-72	Knoxville
F12	-/-	Florida	L, 73-84	Knoxville
F19	-/-	at Ole Miss	L, 58-60	Oxford
F23	-/-	South Carolina	W, 80-72	Knoxville
F26	-/-	at Arkansas	L, 68-70	Fayetteville
M2	-/3	at Kentucky	L, 61-73	Lexington
M5	-/-	Georgia	W, 78-68	Knoxville

Southeastern Conference Tournament				
M10	-/-	Arkansas	W, 65-46	Atlanta
M11	-/4	Kentucky	L, 62-76	Atlanta
<i>1-EA SPORTS Maui Invitational</i>				

2005-06 22-8 / 12-4 (1st SEC East)

Coach: Bruce Pearl
Captains: Stanley Asumnu, C.J. Watson, Major Wingate
Final Ranking: 18th Associated Press / 20th ESPN/
 USA Today

AP Rank				
UT/Opp	Opponent	Result	Site	
N18	-/-	East Tenn. State	W, 106-83	Knoxville
N22	-/-	Louisiana-Lafayette	W, 83-76	Knoxville
N25	-/-	Eastern Kentucky	W, 92-58	Knoxville
N30	-/-	vs. Murray State	W, 64-53	Nashville
D6	-/-	Appalachian State	W, 89-81	Knoxville
D17	-/6	at Texas	W, 95-78	Austin
D22	23/-	1-Oklahoma State	L, 73-89	Oklahoma City
D27	-/-	Alabama A&M	W, 93-68	Knoxville
D29	-/-	Lipscomb	W, 69-58	Knoxville
J4	-/-	South Alabama	W, 87-69	Knoxville
J8	-/-	at South Carolina	W, 76-69	Columbia
J11	-/-	Georgia	W, 89-76	Knoxville
J14	-/-	at LSU	L, 74-88	Baton Rouge
J18	-/4	at Memphis	L, 79-88	Memphis
J21	-/2	Florida	W, 80-76	Knoxville
J25	19/-	at Mississippi St.	W, 88-65	Starkville
J28	19/-	South Carolina	W, 81-65	Knoxville
F1	13/-	Vanderbilt	W, 69-62	Knoxville
F4	13/-	Ole Miss	W, 86-72	Knoxville
F7	11/-	at Kentucky	W, 75-67	Lexington
F11	11/-	at Georgia	W, 83-78	Athens
F15	8/-	Auburn	W, 105-89	Knoxville
F18	8/-	at Alabama	L, 79-92	Tuscaloosa
F22	10/12	at Florida	W, 76-72	Gainesville
F25	10/-	Arkansas	L, 69-73	Knoxville
M1	11/-	Kentucky	L, 78-80	Knoxville
M4	11/-	at Vanderbilt	W, 68-59	Nashville

Southeastern Conference Tournament				
M10	14/-	South Carolina	L, 71-79	Nashville
NCAA Tournament				
M16	18/-	Winthrop	W, 63-61	Greensboro
M18	18/-	Wichita State	L, 73-80	Greensboro
<i>1-All-College Classic</i>				

2006-07 24-11 / 10-6 (T-2nd SEC East)

Coach: Bruce Pearl

Captains: Dane Bradshaw, Chris Lofton

Preseason Ranking: 25th Associated Press / 24th ESPN/USA Today

Final Ranking: 25th Associated Press / 18th ESPN/ USA Today

AP Rank			
UT/Opp	Opponent	Result	Site
N10	25/- Middle Tennessee	W, 83-52	Knoxville
N13	25/- 1-Fordham	W, 78-71	Nashville
N14	25/- 1-UNC Wilmington	W, 87-75	Nashville
N19	25/- Coppin State	W, 99-65	Knoxville
N22	22/- 1-Butler	L, 44-56	New York City
N24	22/2 1-North Carolina	L, 87-101	New York City
N27	-/- at La-Lafayette	W, 77-67	Lafayette
D1	-/- Murray State	W, 89-64	Knoxville
D6	-/16 Memphis	W, 76-58	Knoxville
D16	-/- Western Kentucky	W, 79-77	Knoxville
D18	-/15 vs. Oklahoma St.	W, 79-77	Nashville
D23	-/- Texas	W, 111-105*	Knoxville
D28	21/- Tennessee Tech	W, 101-77	Knoxville
D30	21/- East Tenn. State	W, 93-88	Knoxville
J7	19/- Mississippi State	W, 92-84	Knoxville
J10	16/- at Vanderbilt	L, 81-82	Nashville
J13	16/5 at Ohio State	L, 66-68	Columbus
J17	22/- at Auburn	L, 80-83	Auburn
J20	22/- South Carolina	W, 64-61	Knoxville
J24	-/- at Ole Miss	L, 69-83	Oxford
J28	-/- at Kentucky	L, 57-76	Lexington
J31	-/- Georgia	W, 82-71	Knoxville
F3	-/1 at Florida	L, 78-94	Gainesville
F6	-/- LSU	W, 70-67	Knoxville
F10	-/23 Vanderbilt	W, 84-57	Knoxville
F13	-/20 Kentucky	W, 89-85	Knoxville
F17	-/- at South Carolina	L, 64-81	Columbia
F21	-/25 Alabama	W, 69-66*	Knoxville
F24	-/- at Arkansas	W, 83-72	Fayetteville
F27	-/5 Florida	W, 86-76	Knoxville
M3	-/- at Georgia	W, 71-65	Athens

Southeastern Conference Tournament			
M8	22/- LSU	L, 67-76*	Atlanta

NCAA Tournament			
M16	25/- Long Beach State	W, 121-86	Columbus
M18	25/- Virginia	W, 77-74	Columbus
M22	25/1 Ohio State	L, 84-85	San Antonio

1-Dick's Sporting Goods NIT Season Tip-Off

2007-08 31-5 / 14-2 (1st SEC East)

Coach: Bruce Pearl

Captains: Jordan Howell, Chris Lofton, JaJuan Smith

Preseason Ranking: 7th Associated Press / 7th ESPN/ USA Today

Final Ranking: 5th Associated Press / 7th ESPN/ USA Today

AP Rank			
UT/Opp	Opponent	Result	Site
N9	7/- Temple	W, 80-63	Knoxville
N14	7/- 1-Ark-Monticello	W, 101-44	Knoxville
N16	7/- 1-Prairie View A&M	W, 89-75	Knoxville
N20	7/- Middle Tenn.	W, 109-40	Knoxville
N23	7/- 1-West Virginia	W, 74-72	Newark, N.J.
N24	7/15 1-Texas	L, 78-97	Newark, N.J.
N27	11/- North Carolina A&T	W, 93-59	Knoxville
N30	11/- La.-Lafayette	W, 98-70	Knoxville
D4	10/- at UT-Chattanooga	W, 76-70	Chattanooga
D15	12/- 2-Western Kentucky	W, 88-82	Nashville
D19	12/- UNC Asheville	W, 86-73	Knoxville
D22	12/- at Xavier	W, 82-75	Cincinnati
D29	11/- 3-Gonzaga	W, 82-72	Seattle
J9	8/16 Ole Miss	W, 85-83	Knoxville
J12	8/- at South Carolina	W, 80-56	Columbia
J17	6/16 Vanderbilt	W, 80-60	Knoxville
J19	6/- Ohio State	W, 74-69	Knoxville
J22	3/- at Kentucky	L, 66-72	Lexington
J26	3/- Georgia	W, 85-69	Knoxville
J29	7/- at Alabama	W, 93-86	Tuscaloosa
F2	7/- at Mississippi St.	W, 76-71	Starkville
F5	7/- Florida	W, 104-82	Knoxville
F9	7/- at LSU	W, 47-45	Baton Rouge
F13	4/- Arkansas	W, 93-71	Knoxville
F16	4/- at Georgia	W, 74-71	Athens
F20	2/- Auburn	W, 89-70	Knoxville
F23	2/1 at Memphis	W, 66-62	Memphis
F26	1/18 at Vanderbilt	L, 69-72	Nashville

M2	1/- Kentucky	W, 63-60	Knoxville
M5	4/- at Florida	W, 89-86	Gainesville
M9	4/- South Carolina	W, 89-56	Knoxville

Southeastern Conference Tournament			
M14	4/- South Carolina	W, 89-87	Atlanta
M15	4/- Arkansas	L, 91-92	Atlanta

NCAA Tournament			
M21	5/- American	W, 72-57	Birmingham
M23	5/11 Butler	W, 76-71*	Birmingham
M27	5/13 Louisville	L, 60-79	Charlotte

1-Legends Classic

2-Sun Belt Classic

3-Comcast Battle in Seattle

2008-09 21-13 / 10-6 (T-1st SEC East)

Coach: Bruce Pearl

Captains: Wayne Chism, Tyler Smith

Preseason Ranking: 14th Associated Press / 13th ESPN/ USA Today

AP Rank			
UT/Opp	Opponent	Result	Site
N15	14/- Chattanooga	W, 114-75	Knoxville
N18	14/- UT Martin	W, 91-64	Knoxville
N21	14/- at Middle Tenn.	W, 76-66	Murfreesboro
N27	12/- 1-vs. Siena	W, 78-64	Orlando
N28	12/21 1-vs. Georgetown	W, 90-78	Orlando
N30	12/9 1-vs. Gonzaga	L, 74-83	Orlando
D3	10/- UNC Asheville	W, 87-69	Knoxville
D13	8/- at Temple	L, 72-88	Philadelphia
D16	16/24 2-vs. Marquette	W, 80-68	Nashville
D20	16/- Belmont	W, 79-77	Knoxville
D29	14/- Louisiana	W, 89-62	Knoxville
J3	14/- at Kansas	L, 85-92	Lawrence
J7	15/- Gonzaga	L, 79-89*	Knoxville
J10	15/- at Georgia	W, 86-77	Athens
J13	24/- Kentucky	L, 72-90	Knoxville
J17	24/- South Carolina	W, 82-79	Knoxville
J20	-/- at Vanderbilt	W, 76-63	Nashville
J24	-/22 Memphis	L, 52-54	Knoxville
J28	-/- LSU	L, 73-79	Knoxville
J31	-/- Florida	W, 79-63	Knoxville
F4	-/- at Arkansas	W, 74-72	Fayetteville
F7	-/- at Auburn	L, 77-78	Auburn
F11	-/- Georgia	W, 79-48	Knoxville
F14	-/- Vanderbilt	W, 69-50	Knoxville
F18	-/- at Ole Miss	L, 65-81	Oxford
F21	-/- at Kentucky	L, 58-77	Lexington
F25	-/- Mississippi State	W, 81-76	Knoxville
M1	-/- at Florida	W, 79-75	Gainesville
M5	-/- at South Carolina	W, 86-70	Columbia
M8	-/- Alabama	L, 67-70	Knoxville

Southeastern Conference Tournament			
M13	-/- Alabama	W, 86-62	Tampa
M14	-/- Auburn	W, 94-85	Tampa
M15	-/- Mississippi State	L, 61-64	Tampa

NCAA Tournament			
M20	-/- Oklahoma State	L, 75-77	Dayton

1-Old Spice Classic

2-SEC/Big East Invitational

2009-10 28-9 / 11-5 (3rd SEC East)

Coach: Bruce Pearl

Captains: Wayne Chism, J.P. Prince

Preseason Ranking: 10th Associated Press / 11th ESPN/ USA Today

Final Ranking: 15th Associated Press / 9th ESPN/ USA Today

AP Rank			
UT/Opp	Opponent	Result	Site
M13	10/- Austin Peay	W, 83-54	Knoxville
N17	10/- UNC Asheville	W, 124-49	Knoxville
N20	10/- 1-vs. East Carolina	W, 105-66	St. Thomas
N22	10/- 1-vs. DePaul	W, 57-53	St. Thomas
N23	9/6 1-vs. Purdue	L, 72-73	St. Thomas
D27	9/- Coll. of Charleston	W, 86-69	Knoxville
N2	11/- ETSU	W, 78-66	Knoxville
D11	9/- 2-at Middle Tenn.	W, 75-54	Nashville
D15	9/- Wyoming	W, 77-58	Knoxville
D19	9/- at Southern Calif.	L, 55-77	Los Angeles
D23	16/- North Carolina A&T	W, 99-78	Knoxville
J31	14/- at Memphis	W, 66-59	Memphis
J6	16/- Charlotte	W, 88-71	Knoxville
J10	16/1 Kansas	W, 76-68	Knoxville
J14	9/- Auburn	W, 81-55	Knoxville
J16	9/21 Ole Miss	W, 71-69*	Knoxville

J19	8/- at Alabama	W, 63-56	Tuscaloosa
J23	8/- at Georgia	L, 63-78	Athens
J27	14/21 Vanderbilt	L, 76-85	Knoxville
J31	14/- Florida	W, 61-60	Knoxville
F4	14/- at LSU	W, 59-54	Baton Rouge
F6	14/- South Carolina	W, 79-53	Knoxville
F9	12/22 at Vanderbilt	L, 71-90	Nashville
F13	12/3 at Kentucky	L, 62-73	Lexington
F17	20/- Georgia	W, 69-60	Knoxville
F20	20/- at South Carolina	W, 63-55	Columbia
F23	19/- at Florida	L, 62-75	Gainesville
F27	19/13 Kentucky	W, 74-65	Knoxville
M3	16/- Arkansas	W, 80-73	Knoxville
M6	16/- at Mississippi St.	W, 75-59	Starkville

Southeastern Conference Tournament			
M11	15/- LSU	W, 59-49	Nashville
M12	15/- Ole Miss	W, 76-65	Nashville
M13	15/2 Kentucky	L, 45-74	Nashville

NCAA Tournament			
M18	15/- San Diego State	W, 62-59	Providence
M20	15/- Ohio	W, 63-68	Providence
M26	15/5 Ohio State	W, 76-73	St. Louis
M28	15/13 Michigan State	L, 69-70	St. Louis

1-U.S. Virgin Islands Paradise Jam

2-Sun Belt Classic

REVIEW			
--------	--	--	--

2010-11 19-15 / 8-8 (5th SEC East)

Coach: Bruce Pearl

Captains: Game captains

Preseason Ranking: 23rd Associated Press / 20th ESPN/USA Today

AP Rank			
UT/Opp	Opponent	Result	Site
N12	23/- Chattanooga	W, 82-62	Knoxville
N16	24/- 1-Belmont	W, 85-76	Knoxville
N17	24/- 1-Missouri State	W, 60-56	Knoxville
N24	24/- 1-vs. VCU	W, 77-72	New York City
N26	24/7 1-vs. Villanova	W, 78-68	New York City
N30	13/- Middle Tennessee	W, 86-56	Knoxville
D11	11/3 2-vs. Pittsburgh	W, 83-76	Pittsburgh
D14	7/- Oakland	L, 82-89	Knoxville
D17	7/- at Charlotte	L, 48-49	Charlotte
D21	19/- Southern Calif.	L, 64-65	Knoxville
D23	19/- Belmont	W, 66-65	Knoxville
D29	19/- UT Martin	W, 68-62	Knoxville
D31	19/- Coll. of Charleston	L, 78-91	Knoxville
J5	-/21 Memphis	W, 104-84	Knoxville
J8	-/- at Arkansas	L, 65-68	Fayetteville
J11	-/- Florida	L, 75-81*	Knoxville
J15	-/- Vanderbilt	W, 67-64	Knoxville
J18	-/- at Georgia	W, 59-57	Athens
J22	-/8 at Connecticut	L, 61-72	Hartford
J26	-/- LSU	W, 75-53	Knoxville
J29	-/- at Ole Miss	W, 74-57	Oxford
F3	-/- at Auburn	W, 69-56	Auburn
F5	-/- Alabama	L, 60-65*	Knoxville
F8	-/18 at Kentucky	L, 61-73	Lexington
F12	-/17 at Florida	L, 60-61	Gainesville
F16	-/- South Carolina	W, 73-67	Knoxville
F19	-/- Georgia	L, 63-69	Knoxville
F22	-/18 at Vanderbilt	W, 60-51	Nashville
F26	-/- Mississippi State	L, 69-70	Knoxville
M3	-/- at South Carolina	W, 73-69	Columbia
M6	-/20 Kentucky	L, 58-64	Knoxville

Southeastern Conference Tournament			
M10	-/- Arkansas	W, 74-68	Atlanta
M11	-/12 Florida	L, 74-85	Atlanta

NCAA Tournament			
M18	-/- Michigan	L, 45-75	Charlotte

1-NIT Season Tip-Off

2-SEC/Big East Invitational

**SEC Commissioner Mike Slive suspended head coach Bruce Pearl for the first eight SEC games of the 2010-11 season, so associate head coach Tony Jones served as "acting head coach" for those contests. The Vols went 5-3 during that span. However, those wins and losses were officially credited to Pearl's career record in the NCAA, SEC and UT records books (institutional decision made in advance of the affected games).*



YEAR-BY-YEAR RESULTS

2011-12 19-15 / 10-6 (T-2nd SEC)

Coach: Cuonzo Martin

Captains: Game captains

AP Rank			
UT/Opp	Opponent	Result	Site
N11	-/- UNC Greensboro	W, 92-63	Knoxville
N16	-/- Louisiana-Monroe	W, 85-62	Knoxville
N21	-/6 1-vs. Duke	L, 67-77	Maui
N22	-/8 1-vs. Memphis	L, 97-99**	Maui
N23	-/- 1-vs. Chaminade	W, 86-60	Maui
N28	-/- at Oakland	L, 81-89	Oakland
D3	/17 2-Pittsburgh	L, 56-61	Knoxville
D10	-/- Austin Peay	L, 70-74	Knoxville
D14	-/- at Coll. of Charleston	L, 65-71	Charleston
D20	-/- UNC Asheville	W, 72-68	Knoxville
D23	-/- ETSU	W, 66-63	Knoxville
D29	-/- The Citadel	W, 86-55	Knoxville
J2	-/- Chattanooga	W, 76-63	Knoxville
J4	-/- at Memphis	L, 51-69	Memphis
J7	-/13 Florida	W, 67-56	Knoxville
J12	-/20 at Mississippi St.	L, 58-62	Starkville
J14	-/2 Kentucky	L, 62-65	Knoxville
J18	-/- at Georgia	L, 53-57*	Athens
J21	-/13 Connecticut	W, 60-57	Knoxville
J24	-/- at Vanderbilt	L, 47-65	Nashville
J28	-/- Auburn	W, 64-49	Knoxville
J31	-/1 at Kentucky	L, 44-69	Lexington
F4	-/- Georgia	W, 73-62	Knoxville
F8	-/- South Carolina	W, 69-57	Knoxville
F11	-/8 at Florida	W, 75-70	Gainesville
F15	-/- Arkansas	W, 77-58	Knoxville
F18	-/- at Alabama	L, 50-62	Tuscaloosa
F22	-/- Ole Miss	W, 73-60	Knoxville
F25	-/- at South Carolina	W, 73-64	Columbia
F29	-/- at LSU	W, 74-69*	Baton Rouge
M3	-/- Vanderbilt	W, 68-61	Knoxville

Southeastern Conference Tournament

M9 -/- vs. Ole Miss L, 72-77* New Orleans

National Invitation Tournament

M13 -/- Savannah State W, 65-51 Knoxville

M15 -/- Middle Tennessee L, 64-71 Knoxville

1-EA SPORTS Maui Invitational

2-Big East/SEC Challenge

2012-13 20-13 / 11-7 (5th SEC)

Coach: Cuonzo Martin

Captains: Game captains

AP Rank			
UT/Opp	Opponent	Result	Site
N9	-/- Kennesaw State	W, 76-67	Knoxville
N15	-/- 1-vs. UNC Asheville	W, 75-68	Bayamon, P.R.
N16	-/- 1-vs. Oklahoma State	L, 45-62	Bayamon, P.R.
N18	-/- 1-vs. UMass	W, 83-69	Bayamon, P.R.
N26	-/- Oakland	W, 77-50	Knoxville
N30	-/20 2-at Georgetown	L, 36-37	Washington, D.C.
D5	-/- at Virginia	L, 38-46	Charlottesville
D13	-/23 Wichita State	W, 69-60	Knoxville
D18	-/- Presbyterian	W, 78-62	Knoxville
D21	-/- Western Carolina	W, 66-52	Knoxville
D29	-/- Xavier	W, 51-47	Knoxville
J4	-/- Memphis	L, 80-85	Knoxville
J9	-/- Ole Miss	L, 74-92	Knoxville
J12	-/- at Alabama	L, 65-68	Tuscaloosa
J15	-/- at Kentucky	L, 65-75	Lexington
J19	-/- Mississippi State	W, 72-57	Knoxville
J24	-/23 at Ole Miss	L, 56-62	Oxford
J26	-/- Alabama	W, 54-53	Knoxville
J29	-/- Vanderbilt	W, 58-57	Knoxville
F2	-/- at Arkansas	L, 60-73	Fayetteville
F6	-/- Georgia	L, 62-68	Knoxville
F10	-/- at South Carolina	W, 66-61	Columbia
F13	-/- at Vanderbilt	W, 58-46	Nashville
F16	-/25 Kentucky	W, 88-58	Knoxville
F19	-/- LSU	W, 82-72	Knoxville
F23	-/- at Texas A&M	W, 93-85****	College Station
F26	-/8 Florida	W, 64-58	Knoxville
M2	-/- at Georgia	L, 68-78	Athens
M6	-/- at Auburn	W, 82-75	Auburn
M9	-/- Missouri	W, 64-62	Knoxville

Southeastern Conference Tournament

M14 -/- vs. Mississippi State W, 69-53 Nashville

M15 -/- vs. Alabama L, 48-58 Nashville

National Invitation Tournament

M20 -/- Mercer L, 67-75 Knoxville

1-Puerto Rico Tip-Off

2-SEC/Big East Challenge

2013-14 24-13 / 11-7 (4th SEC)

Coach: Cuonzo Martin

Captains: Game captains

Final Ranking: NR AP / 23rd USA Today/Coaches

AP Rank			
UT/Opp	Opponent	Result	Site
N12	-/- at Xavier	L, 63-67	Cincinnati
N16	-/- USC Upstate	W, 74-65	Knoxville
N18	-/- The Citadel	W, 86-60	Knoxville
N22	-/- Tennessee State	W, 88-67	Knoxville
N28	-/- 1-vs. UTEP	L, 70-78	Paradise Island
N29	-/- 1-vs. Xavier	W, 64-49	Paradise Island
N30	-/- 1-vs. Wake Forest	W, 82-63	Paradise Island
D7	-/- Tennessee Tech	W, 84-63	Knoxville
D14	-/12 at Wichita State	L, 61-70	Wichita
D18	-/- NC State	L, 58-65	Knoxville
D23	-/- Morehead State	W, 82-67	Knoxville
D30	-/- Virginia	W, 87-52	Knoxville
J4	-/- Tusculum College	W, 98-51	Knoxville
J7	-/- at LSU	W, 68-50	Baton Rouge
J11	-/- Texas A&M	L, 56-57	Knoxville
J15	-/- Auburn	W, 78-67	Knoxville
J18	-/13 at Kentucky	L, 66-74	Lexington
J22	-/- Arkansas	W, 81-74	Knoxville
J25	-/6 at Florida	L, 41-67	Gainesville
J29	-/- Ole Miss	W, 86-70	Knoxville
F1	-/- at Alabama	W, 76-59	Tuscaloosa
F5	-/- at Vanderbilt	L, 60-64	Nashville
F8	-/- South Carolina	W, 72-53	Knoxville
F11	-/3 Florida	L, 58-67	Knoxville
F15	-/- at Missouri	L, 70-75	Columbia
F18	-/- Georgia	W, 67-48	Knoxville
F22	-/- at Texas A&M	L, 65-68*	College Station
F26	-/- at Mississippi St.	W, 75-68	Starkville
M1	-/- Vanderbilt	W, 76-38	Knoxville
M5	-/- at Auburn	W, 82-54	Auburn
M8	-/- Missouri	W, 72-45	Knoxville

Southeastern Conference Tournament

M14 -/- vs. South Carolina W, 59-44 Atlanta

M15 -/1 vs. Florida L, 49-56 Atlanta

NCAA Tournament

M19 -/- vs. Iowa W, 78-65 Dayton

M21 -/- vs. UMass W, 86-67 Raleigh

M23 -/- vs. Mercer W, 83-63 Raleigh

M28 -/8 vs. Michigan L, 71-73 Indianapolis

1-Battle 4 Atlantis

2014-15 16-16 / 7-11 (10th SEC)

Coach: Donnie Tyndall

Captains: Armani Moore, Josh Richardson

Final Ranking: NR AP / NR USA Today/Coaches

AP Rank			
UT/Opp	Opponent	Result	Site
N14	-/15 1-vs. VCU	L, 69-85	Annapolis
N20	-/- Texas Southern	W, 70-58	Knoxville
N27	-/- 2-vs. Santa Clara	W, 64-57	Orlando
N38	-/11 2-vs. Kansas	L, 67-82	Orlando
N40	-/- 2-vs. Marquette	L, 59-67	Orlando
D6	-/- 3-Kansas State	W, 65-64	Knoxville
D14	-/15 Butler	W, 67-55	Knoxville
D17	-/- at NC State	L, 72-83	Raleigh
D19	-/- Tennessee Tech	W, 61-58	Knoxville
D22	-/- Mercer	W, 64-54	Knoxville
D27	-/- Tennessee State	W, 67-46	Knoxville
D31	-/- ETSU	W, 71-61	Knoxville
J7	-/- at Mississippi St.	W, 61-47	Starkville
J10	-/- Alabama	L, 38-56	Knoxville
J13	-/19 Arkansas	W, 74-69	Knoxville
J17	-/- at Missouri	W, 59-51	Columbia
J20	-/- at South Carolina	W, 66-62	Columbia
J24	-/- Texas A&M	L, 61-67	Knoxville
J27	-/- at Arkansas	L, 64-69	Fayetteville
J31	-/- Auburn	W, 71-63	Knoxville
F3	-/- Mississippi State	L, 66-71	Knoxville
F7	-/- at Georgia	L, 53-56	Athens
F11	-/- at Vanderbilt	W, 76-73*	Nashville
F14	-/- LSU	L, 55-73	Knoxville
F17	-/1 Kentucky	L, 48-66	Knoxville
F21	-/- at Ole Miss	L, 57-59	Oxford
F26	-/- Vanderbilt	L, 65-73	Knoxville
F28	-/- at Florida	L, 49-66	Gainesville
M4	-/- at LSU	W, 78-63	Baton Rouge
M7	-/- South Carolina	L, 49-60	Knoxville

Southeastern Conference Tournament

M12 -/- vs. Vanderbilt W, 67-61 Nashville

M13 -/21 vs. Arkansas L, 72-80 Nashville

1-Veterans Classic

2-Orlando Classic

3-SEC/Big 12 Challenge

2015-16 15-19 / 6-12 (12th SEC)

Coach: Rick Barnes

Captains: Not designated

Final Ranking: NR AP / NR USA Today/Coaches

AP Rank			
UT/Opp	Opponent	Result	Site
N13	-/- UNC Asheville	W, 82-78	Knoxville
N16	-/- at Georgia Tech	L, 67-69	Atlanta
N19	-/- Marshall	W, 84-74	Knoxville
N22	-/- Gardner-Webb	W, 89-64	Knoxville
N24	-/- Army West Point	W, 95-80	Knoxville
N27	-/- 1-vs. Geo. Washington	L, 70-73	Brooklyn
N28	-/- 1-vs. Nebraska	L, 71-82	Brooklyn
D12	-/18 at Butler	L, 86-94	Indianapolis
D16	-/- Florida Atlantic	W, 81-62	Knoxville
D19	-/- 2-vs. Gonzaga	L, 79-86	Seattle
D22	-/- ETSU	W, 76-67	Knoxville
D29	-/- Tennessee State	W, 74-69	Knoxville
J2	-/- at Auburn	L, 77-83	Auburn
J6	-/- Florida	W, 83-69	Knoxville
J9	-/21 Texas A&M	L, 88-92	Knoxville
J13	-/- at Georgia	L, 72-81	Athens
J16	-/- at Mississippi St.	W, 80-75	Starkville
J20	-/- Vanderbilt	L, 74-88	Knoxville
J23	-/24 South Carolina	W, 78-69	Knoxville
J26	-/- at Alabama	L, 57-63	Tuscaloosa
J30	-/- 3-at TCU	L, 63-75	Forth Worth
F2	-/20 Kentucky	W, 84-77	Knoxville
F6	-/- at Arkansas	L, 67-85	Fayetteville
F9	-/- Auburn	W, 71-45	Knoxville
F13	-/- at Missouri	L, 64-75	Columbia
F18	-/14 at Kentucky	L, 70-80	Lexington
F20	-/- LSU	W, 81-65	Knoxville
F24	-/- at South Carolina	L, 58-84	Columbia
F27	-/- Arkansas	L, 65-75	Knoxville
M1	-/- at Vanderbilt	L, 69-86	Nashville
M5	-/- Ole Miss	L, 60-83	Knoxville

Southeastern Conference Tournament

M9 -/- vs. Auburn W, 97-59 Nashville

M10 -/- vs. Vanderbilt W, 67-65 Nashville

M11 -/- vs. LSU L, 75-84 Nashville

1-Barclays Center Classic

2-Battle in Seattle

3-Big 12/SEC Challenge

2016-17 16-16 / 8-10 (9th SEC)

Coach: Rick Barnes

Captains: Not designated

Final Ranking: NR AP / NR USA Today/Coaches

AP Rank			
UT/Opp	Opponent	Result	Site
N11	-/- Chattanooga	L, 69-82	Knoxville
N15	-/- Appalachian St.	W, 103-94	Knoxville
N21	-/16 1-vs. Wisconsin	L, 64-72	Maui
N22	-/13 1-vs. Oregon	L, 65-69*	Maui
N23	-/- 1-vs. Chaminade	W, 95-81	Maui
D3	-/- Georgia Tech	W, 81-58	Knoxville
D6	-/- Presbyterian	W, 90-50	Knoxville
D11	-/7 at North Carolina	L, 71-73	Chapel Hill
D13	-/- Tennessee Tech	W, 74-68	Knoxville
D15	-/- Lipscomb	W, 92-77	Knoxville
D18	-/8 2-vs. Gonzaga	L, 76-86	Nashville
D22	-/- at ETSU	W, 72-68	Johnson City
D29	-/- at Texas A&M	W, 73-63	College Station
J3	-/- Arkansas	L, 78-82	Knoxville
J7	-/24 at Florida	L, 70-83	Gainesville
J11	-/- South Carolina	L, 60-70	Knoxville
J14	-/- at Vanderbilt	W, 87-75	Nashville
J17	-/- at Ole Miss	L, 69-80	Oxford
J21	-/- Mississippi State	W, 91-74	Knoxville
J24	-/4 Kentucky	W, 82-80	Knoxville
J28	-/- 3-Kansas State	W, 70-58	Knoxville
J31	-/- at Auburn	W, 87-77	Auburn
F4	-/- at Mississippi St.	L, 59-64	Starkville
F8	-/- Ole Miss	W, 75-66	Knoxville
F11	-/- Georgia	L, 75-76	Knoxville
F14	-/13 at Kentucky	L, 58-83	Lexington
F18	-/- Missouri	W, 90-70	Knoxville
F22	-/- Vanderbilt	L, 56-67	Knoxville
F25	-/- at South Carolina	L, 55-82	Columbia
M1	-/- at LSU	L, 82-92	Baton Rouge
M4	-/- Alabama	W, 59-54	Knoxville

YEAR-BY-YEAR RESULTS

Southeastern Conference Tournament			
M9	-/-	vs. Georgia	L, 57-59 Nashville
1-Mauli Jim Maui Invitational			
2-Battle on Broadway			
3-SEC/Big 12 Challenge			

2017-18 26-9 / 13-5 (T-1st SEC)

Coach: Rick Barnes
Captains: Not designated
Final Ranking: 13th AP / 16th USA Today/Coaches

AP Rank	UT/Opp Opponent	Result	Site
N10	-/-	Presbyterian	W, 88-53 Knoxville
N14	-/-	High Point	W, 84-53 Knoxville
N22	-/18	1-vs. Purdue	W, 78-75* Paradise Island
N23	-/5	1-vs. Villanova	L, 76-85 Paradise Island
N24	-/1	1-vs. NC State	W, 67-58 Paradise Island
N29	-/-	Mercer	W, 84-60 Knoxville
D3	-/-	at Georgia Tech	W, 77-70 Atlanta
D9	24/-	Lipscomb	W, 81-71 Knoxville
D17	20/7	North Carolina	L, 73-78 Knoxville
D20	21/-	Furman	W, 66-61 Knoxville
D23	21/-	at Wake Forest	W, 79-60 Winston-Salem
D30	19/-	at Arkansas	L, 93-95* Fayetteville
J2	23/-	Auburn	L, 84-94 Knoxville
J6	23/17	Kentucky	W, 76-65 Knoxville
J9	24/-	at Vanderbilt	W, 92-84 Nashville
J13	24/-	Texas A&M	W, 75-62 Knoxville
J17	21/-	at Missouri	L, 55-59 Columbia
J20	21/-	at South Carolina	W, 70-63 Columbia
J23	22/-	Vanderbilt	W, 67-62 Knoxville
J27	22/-	2-at Iowa State	W, 68-45 Ames
J31	18/-	LSU	W, 84-61 Knoxville
F3	18/-	Ole Miss	W, 94-61 Knoxville
F6	15/24	at Kentucky	W, 61-59 Lexington
F10	15/-	at Alabama	L, 50-78 Tuscaloosa
F13	18/-	South Carolina	W, 70-67 Knoxville
F17	18/-	at Georgia	L, 62-73 Athens
F21	19/-	Florida	W, 62-57 Knoxville
F24	19/-	at Ole Miss	W, 73-65 Oxford
F27	16/-	at Mississippi St.	W, 76-54 Starkville
M3	16/-	Georgia	W, 66-61 Knoxville

Southeastern Conference Tournament			
M9	13/-	vs. Mississippi St.	W, 62-59 St. Louis
M10	13/-	vs. Arkansas	W, 84-66 St. Louis
M11	13/-	vs. Kentucky	L, 72-77 St. Louis

NCAA Tournament			
M15	13/-	vs. Wright State	W, 73-47 Dallas
M17	13/-	vs. Loyola Chicago	L, 62-63 Dallas
1-Battle 4 Atlantis			
2-Big 12/SEC Challenge			

2018-19 31-6 / 15-3 (T-2nd SEC)

Coach: Rick Barnes
Captains: Not designated
Final Ranking: 6th AP / 5th USA Today/Coaches

AP Rank	UT/Opp Opponent	Result	Site
N6	6/-	Lenoir-Rhyne	W, 86-41 Knoxville
N9	6/-	Louisiana	W, 87-65 Knoxville
N13	5/-	Georgia Tech	W, 66-53 Knoxville
N21	5/-	1-vs. Louisville	W, 92-81 Brooklyn
N23	5/2	1-vs. Kansas	L, 81-87* Brooklyn
N28	6/-	Eastern Kentucky	W, 95-67 Knoxville
D2	6/-	A&M-Corpus Christi	W, 79-51 Knoxville
D9	7/1	2-vs. Gonzaga	W, 76-73 Phoenix
D15	3/-	at Memphis	W, 102-92 Memphis
D19	3/-	Samford	W, 83-70 Knoxville
D22	3/-	Wake Forest	W, 83-64 Knoxville
D29	3/-	Tennessee Tech	W, 93-56 Knoxville
J5	3/-	Georgia	W, 96-50 Knoxville
J8	3/-	at Missouri	W, 87-63 Columbia
J12	3/-	at Florida	W, 78-67 Gainesville
J15	3/-	Arkansas	W, 106-87 Knoxville
J19	3/-	Alabama	W, 71-68 Knoxville
J23	1/-	at Vanderbilt	W, 88-83* Nashville
J26	1/-	3-West Virginia	W, 83-66 Knoxville
J29	1/-	at South Carolina	W, 92-70 Columbia
F2	1/-	at Texas A&M	W, 93-76 College Station
F5	1/-	Missouri	W, 72-60 Knoxville
F9	1/-	Florida	W, 73-61 Knoxville
F13	1/-	South Carolina	W, 85-73 Knoxville
F16	1/5	at Kentucky	L, 69-86 Lexington
F19	5/-	Vanderbilt	W, 58-46 Knoxville
F23	5/13	at LSU	L, 80-82* Baton Rouge

F27	7/-	at Ole Miss	W, 73-71 Oxford
M2	7/4	Kentucky	W, 71-52 Knoxville
M5	5/-	Mississippi State	W, 71-54 Knoxville
M9	5/-	at Auburn	L, 80-84 Auburn

Southeastern Conference Tournament			
M15	8/-	vs. Mississippi St.	W, 83-76 Nashville
M16	8/4	vs. Kentucky	W, 82-78 Nashville
M17	8/22	vs. Auburn	L, 64-84 Nashville

NCAA Tournament			
M22	6/-	vs. Colgate	W, 77-70 Columbus
M24	6/-	vs. Iowa	W, 83-77* Columbus
M28	6/13	vs. Purdue	L, 94-99* Louisville

1-NIT Season Tip-Off
 2-Jerry Colangelo Classic
 3-SEC/Big 12 Challenge

2019-20 17-14 / 9-9 (8th SEC)

Coach: Rick Barnes
Captains: Not designated
Final Ranking: NR AP / NR USA Today/Coaches

AP Rank	UT/Opp Opponent	Result	Site
N5	-/-	UNC Asheville	W, 78-63 Knoxville
N12	-/-	Murray State	W, 82-63 Knoxville
N16	-/20	1-vs. Washington	W, 75-62 Toronto
N20	20/-	Alabama State	W, 76-41 Knoxville
N25	17/-	Chattanooga	W, 58-46 Knoxville
N29	17/-	2-vs. Florida State	L, 57-60 Niceville
N30	17/20	2-vs. VCU	W, 72-69 Niceville
D4	21/-	Florida A&M	W, 72-43 Knoxville
D14	19/13	Memphis	L, 47-51 Knoxville
D18	21/-	at Cincinnati	L, 66-78 Cincinnati
D21	21/-	Jacksonville State	W, 75-53 Knoxville
D28	-/-	Wisconsin	L, 48-68 Knoxville
J4	-/-	LSU	L, 64-78 Knoxville
J7	-/-	at Missouri	W, 69-59 Columbia
J11	-/-	South Carolina	W, 56-55 Knoxville
J15	-/-	at Georgia	L, 63-80 Athens
J18	-/-	at Vanderbilt	W, 66-45 Nashville
J21	-/-	Ole Miss	W, 73-48 Knoxville
J25	-/3	3-at Kansas	L, 68-74 Lawrence
J28	-/-	Texas A&M	L, 58-63 Knoxville
F1	-/-	at Mississippi St.	L, 73-86 Starkville
F4	-/-	at Alabama	W, 69-68 Tuscaloosa
F8	-/15	Kentucky	L, 64-77 Knoxville
F11	-/-	Arkansas	W, 82-61 Knoxville
F15	-/-	at South Carolina	L, 61-63 Columbia
F18	-/-	Vanderbilt	W, 65-61 Knoxville
F22	-/13	at Auburn	L, 66-73 Auburn
F26	-/-	at Arkansas	L, 69-86 Fayetteville
F29	-/-	Florida	W, 63-58 Knoxville
M3	-/6	at Kentucky	W, 81-73 Lexington
M7	-/17	Auburn	L, 63-85 Knoxville

1-James Naismith Classic
 2-Emerald Coast Classic
 3-Big 12/SEC Challenge

 The 2020 SEC Tournament and all subsequent 2020 postseason tournaments were canceled due to the global coronavirus (COVID-19) public health crisis.

2020-21 18-9 / 10-7 (4th SEC)

Coach: Rick Barnes
Captains: Not designated
Final Ranking: NR AP / NR USA Today/Coaches

AP Rank	UT/Opp Opponent	Result	Site
N25	12/-	Charlotte	canceled 1-Knoxville
N27	12/-	VCU	canceled 1-Knoxville
D2	13/1	2-Gonzaga	canceled Indianapolis
D4	13/-	Notre Dame	canceled South Bend
D8	12/-	Colorado	W, 56-47 Knoxville
D9	12/-	UT Martin	canceled Knoxville
D12	12/-	Cincinnati	W, 65-56 Knoxville
D15	10/-	Appalachian State	W, 79-38 Knoxville
D18	10/-	Tennessee Tech	W, 103-49 Knoxville
D21	8/-	Saint Joseph's	W, 102-66 Knoxville
D23	8/-	USC Upstate	W, 80-60 Knoxville
D30	7/12	at Missouri	W, 73-53 Columbia
J2	7/-	Alabama	L, 63-71 Knoxville
J6	9/-	Arkansas	W, 79-74 Knoxville
J9	9/-	at Texas A&M	W, 68-54 College Station
J12	10/-	at South Carolina	canceled Columbia
J16	10/-	Vanderbilt	W, 81-61 Knoxville
J19	6/-	at Florida	L, 49-75 Gainesville
J23	6/19	Missouri	L, 64-73 Knoxville
J26	18/-	Mississippi State	W, 56-53 Knoxville
J30	18/15	3-Kansas	W, 80-61 Knoxville
F2	11/-	at Ole Miss	L, 50-52 Oxford
F6	11/-	at Kentucky	W, 82-71 Lexington
F10	16/-	Georgia	W, 89-81 Knoxville
F13	16/-	at LSU	L, 65-78 Baton Rouge
F17	19/-	South Carolina	W, 93-73 Knoxville
F20	19/-	Kentucky	L, 55-70 Knoxville
F24	25/-	at Vanderbilt	W, 70-58 Nashville
F27	25/-	at Auburn	L, 72-77 Auburn
M7	-/-	Florida	W, 65-54 Knoxville

Southeastern Conference Tournament			
M12	-/-	vs. Florida	W, 78-66 Nashville
M13	-/6	vs. Alabama	L, 68-73 Nashville

NCAA Tournament			
M19	-/-	vs. Oregon State	L, 56-70 Indianapolis
1-Volunteer Classic			
2-Jimmy V Classic			
3-SEC/Big 12 Challenge			

2021-22 27-8 / 14-4 (T-2nd SEC)

Coach: Rick Barnes
Captains: Not designated
Final Ranking: 5th AP / 15th USA Today/Coaches

AP Rank	UT/Opp Opponent	Result	Site
N9	18/-	UT Martin	W, 90-62 Knoxville
N14	18/-	ETSU	W, 94-62 Knoxville
N20	17/5	1-vs. Villanova	L, 53-71 Uncasville
N21	17/18	1-vs. North Carolina	W, 89-72 Uncasville
N26	15/-	Tennessee Tech	W, 80-69 Knoxville
N30	13/-	Presbyterian	W, 86-44 Knoxville
D4	13/-	at Colorado	W, 69-54 Boulder
D7	13/-	2-vs. Texas Tech	L, 52-57* New York City
D11	13/-	UNC Greensboro	W, 76-36 Knoxville
D14	18/-	USC Upstate	W, 96-52 Knoxville
D22	19/6	Arizona	W, 77-73 Knoxville
D29	14/19	at Alabama	L, 68-73 Tuscaloosa
J5	18/-	Ole Miss	W, 66-60* Knoxville
J8	18/21	at LSU	L, 67-79 Baton Rouge
J11	22/-	South Carolina	W, 66-46 Knoxville
J15	22/18	at Kentucky	L, 79-107 Lexington
J18	24/-	at Vanderbilt	W, 68-60 Nashville
J22	24/13	LSU	W, 64-50 Knoxville
J26	18/-	Florida	W, 78-71 Knoxville
J29	18/-	3-at Texas	L, 51-52 Austin
F1	22/-	Texas A&M	W, 90-80 Knoxville
F5	22/-	at South Carolina	W, 81-57 Columbia
F9	19/-	at Mississippi St.	W, 72-63 Starkville
F12	19/-	Vanderbilt	W, 73-64 Knoxville
F15	16/4	Kentucky	W, 76-63 Knoxville
F19	16/23	at Arkansas	L, 48-58 Fayetteville
F22	17/-	at Missouri	W, 80-61 Columbia
F26	17/3	Auburn	W, 67-62 Knoxville
M1	13/-	at Georgia	W, 75-68 Athens
M5	13/14	Arkansas	W, 78-74 Knoxville

Southeastern Conference Tournament			
M11	9/-	vs. Mississippi St.	W, 72-59 Tampa
M12	9/5	vs. Kentucky	W, 69-62 Tampa
M13	9/-	vs. Texas A&M	W, 65-50 Tampa

OUTLOOK

PLAYERS

STAFF

REVIEW

RESULTS

RECORDS

HONORS

POSTSEASON

VOLMANAC

MEDIA INFO



YEAR-BY-YEAR RESULTS

NCAA Tournament

M17	5/-	vs. Longwood	W, 88-56	Indianapolis
M19	5/-	vs. Michigan	L, 68-76	Indianapolis
1-Hall of Fame Tip-Off				
2-Jimmy V Classic				
3-Big 12/SEC Challenge				

2022-23 25-11 / 11-7 (T-4th SEC)

Coach: Rick Barnes

Captains: Not designated

Final Ranking: 20th AP / 16th USA Today/Coaches

AP Rank				
UT/Opp	Opponent	Result	Site	
N7	11/- Tennessee Tech	W, 75-43	Knoxville	
N13	11/- vs. Colorado	L, 66-78	Nashville	
N16	22/- Florida Gulf Coast	W, 81-50	Knoxville	
N23	22/- 1-vs. Butler	W, 71-45	Paradise Island	
N24	22/- 1-vs. USC	W, 73-66*	Paradise Island	
N25	22/3 1-vs. Kansas	W, 64-50	Paradise Island	
N30	13/- McNeese	W, 76-40	Knoxville	
D4	13/- Alcorn State	W, 94-40	Knoxville	
D7	7/- Eastern Kentucky	W, 84-49	Knoxville	
D11	7/13 2-vs. Maryland	W, 56-53	Brooklyn	
D17	6/9 at Arizona	L, 70-75	Tucson	
D21	8/- Austin Peay	W, 86-44	Knoxville	
D28	7/- at Ole Miss	W, 63-59	Oxford	
J3	8/- Mississippi State	W, 87-53	Knoxville	
J7	8/- at South Carolina	W, 85-42	Columbia	
J10	5/- Vanderbilt	W, 77-68	Knoxville	
J14	5/- Kentucky	L, 56-63	Knoxville	
J17	9/- at Mississippi St.	W, 70-59	Starkville	
J21	9/- at LSU	W, 77-56	Baton Rouge	
J25	4/- Georgia	W, 70-41	Knoxville	
J28	4/10 3-Texas	W, 82-71	Knoxville	
F1	2/- at Florida	L, 54-67	Gainesville	
F4	2/25 Auburn	W, 46-43	Knoxville	
F8	6/- at Vanderbilt	L, 65-66	Nashville	
F11	6/- Missouri	L, 85-86	Knoxville	
F15	10/1 Alabama	W, 68-59	Knoxville	
F18	10/- at Kentucky	L, 54-66	Lexington	
F21	11/25 at Texas A&M	L, 63-68	College Station	
F25	11/- South Carolina	W, 85-45	Knoxville	
F28	12/- Arkansas	W, 75-57	Knoxville	
M4	12/- at Auburn	L, 70-79	Auburn	

Southeastern Conference Tournament

M9	17/-	vs. Ole Miss	W, 70-55	Nashville
M10	17/25	vs. Missouri	L, 71-79	Nashville

NCAA Tournament

M16	20/-	vs. Louisiana	W, 58-55	Orlando
M18	20/12	vs. Duke	W, 65-52	Orlando
M23	20/25	vs. Florida Atlantic	L, 55-62	New York City
1-Battle 4 Atlantis				
2-Hall of Fame Invitational				
3-SEC/Big 12 Challenge				

2023-24 27-9 / 14-4 (1st SEC)

Coach: Rick Barnes

Captains: Not designated

Final Ranking: 5th AP / 5th USA Today/Coaches

AP Rank				
UT/Opp	Opponent	Result	Site	
N6	9/- Tennessee Tech	W, 80-42	Knoxville	
N10	9/- at Wisconsin	W, 80-70	Madison	
N14	7/- Wofford	W, 82-61	Knoxville	
N20	7/- 1-vs. Syracuse	W, 73-56	Honolulu	
N21	7/2 1-vs. Purdue	L, 67-71	Honolulu	
N22	7/1 1-vs. Kansas	L, 60-69	Honolulu	
N29	10/17 2-at North Carolina	L, 92-100	Chapel Hill	
D5	17/- George Mason	W, 87-66	Knoxville	
D9	17/20 Illinois	W, 86-79	Knoxville	
D12	12/- Georgia Southern	W, 74-56	Knoxville	
D16	12/- 3-vs. NC State	W, 79-70	San Antonio	
D21	8/- Tarleton State	W, 65-46	Knoxville	
J2	5/- Norfolk State	W, 87-50	Knoxville	
J6	5/22 Ole Miss	W, 90-64	Knoxville	
J10	5/- at Mississippi St.	L, 72-77	Starkville	
J13	5/- at Georgia	W, 85-79	Athens	
J16	6/- Florida	W, 85-66	Knoxville	
J20	6/- Alabama	W, 91-71	Knoxville	
J27	5/- at Vanderbilt	W, 75-62	Nashville	
J30	5/- South Carolina	L, 59-63	Knoxville	
F3	5/10 at Kentucky	W, 103-92	Lexington	
F7	6/- LSU	W, 88-68	Knoxville	
F10	6/- at Texas A&M	L, 69-85	College Station	
F14	8/- at Arkansas	W, 92-63	Fayetteville	

F17	8/-	Vanderbilt	W, 88-53	Knoxville
F20	5/-	at Missouri	W, 72-67	Columbia
F24	5/-	Texas A&M	W, 86-51	Knoxville
F28	4/11	Auburn	W, 92-84	Knoxville
M2	4/14	at Alabama	W, 81-74	Tuscaloosa
M6	4/17	at South Carolina	W, 66-59	Columbia
M9	4/15	Kentucky	L, 81-85	Knoxville

Southeastern Conference Tournament

M15	5/-	vs. Mississippi St.	L, 56-73	Nashville
-----	-----	---------------------	----------	-----------

NCAA Tournament

M21	6/-	vs. Saint Peter's	W, 83-49	Charlotte
M23	6/-	vs. Texas	W, 62-58	Charlotte
M29	6/11	vs. Creighton	W, 82-75	Detroit
M31	6/3	vs. Purdue	L, 66-72	Detroit

1-Maui Invitational

2-ACC/SEC Challenge

3-Hall of Fame Series

* Overtime

** Double Overtime

*** Triple Overtime

**** Four Overtimes

TENNESSEE'S AP POLL HISTORY

Rankings are listed according to the Associated Press poll at game time.

TENNESSEE'S RECORD WHEN RANKED...

Rank	Record	Last Game
1	8-2	L, 69-86 at Kentucky (2/19/19)
2	3-1	W, 46-43 vs. Auburn (2/4/23)
3	10-1	W, 71-68 vs. Alabama (1/19/19)
4	18-6	L, 81-85 vs. Kentucky (3/9/24)
5	18-13	L, 56-73 vs. Mississippi State in Nashville (3/15/24)
6	31-12	L, 66-72 vs. Purdue in Detroit (3/31/24)
7	22-12	L, 60-69 vs. Kansas in Honolulu (11/22/23)
8	34-17	W, 88-53 vs. Vanderbilt (2/17/24)
9	30-5	W, 80-70 at Wisconsin (11/10/23)
10	18-10	L, 92-100 at North Carolina (11/29/23)
11	37-9	W, 85-45 vs. South Carolina (2/25/23)
12	18-9	W, 79-70 vs. NC State in San Antonio (12/16/23)
13	19-5	W, 94-40 vs. Alcorn State (12/4/22)
14	20-7	L, 68-73 at Alabama (12/29/21)
15	14-13	W, 80-69 vs. Tennessee Tech (11/26/21)
16	16-10	L, 48-58 at Arkansas (2/19/22)
17	23-9	W, 87-66 vs. Illinois (12/9/23)
18	25-13	L, 51-52 at Texas (1/19/22)
19	17-10	W, 73-64 vs. Vanderbilt (2/12/22)
20	18-11	L, 55-62 vs. Florida Atlantic in New York City (3/23/23)
21	7-3	W, 75-53 vs. Jacksonville State (12/21/19)
22	11-6	W, 64-50 vs. Kansas in Paradise Island (11/25/22)
23	2-2	W, 76-65 vs. Kentucky (1/6/18)
24	10-1	W, 64-50 vs. LSU (1/22/22)
25	8-2	L, 72-77 at Auburn (2/27/21)
437-189 (.698)		

ASSOCIATED PRESS POLL STREAKS AND NOTES

354	Weeks Ranked In Top 25
151	Weeks Ranked In Top 10
44	Weeks Ranked In Top 5
59	Most Consecutive Weeks Ranked In Top 25 (<i>active streak</i>)
20	Most Consecutive Weeks Ranked In Top 10
11	Most Consecutive Weeks Ranked In Top 5
150-268	Record vs. Teams Ranked In Top 25
129-245	Record vs. Teams Ranked In Top 20
95-204	Record vs. Teams Ranked In Top 15
64-152	Record vs. Teams Ranked In Top 10
33-82	Record vs. Teams Ranked In Top 5
437-189	Record When Ranked In Top 25
399-175	Record When Ranked In Top 20
300-122	Record When Ranked In Top 15
192-79	Record When Ranked In Top 10
57-23	Record When Ranked In Top 5

CONSECUTIVE WEEKS RANKED

59	Preseason 2021-22 - current (<i>active streak</i>)
37	From March 1, 1999 - Feb. 19, 2001
35	From Dec. 4, 2017 - Final 2018-19
32	From March 5, 2007 - Jan. 12, 2009
26	Preseason 2009-10 - Dec. 20, 2010
20	Preseason 1975-76 - Dec. 7, 1976
15	Dec. 8, 1970 - March 16, 1971

The Associated Press preseason and final polls are also counted as weeks.

TENNESSEE'S RECORD AGAINST TEAMS RANKED...

Rank	Record	Last Game
1	6-15	L, 60-69 vs. Kansas in Honolulu (11/22/23)
2	8-20	L, 67-71 vs. Purdue in Honolulu (11/21/23)
3	5-18	L, 66-72 vs. Purdue in Detroit (3/31/24)
4	9-12	W, 76-63 vs. Kentucky (2/15/22)
5	5-17	W, 69-62 vs. Kentucky (3/12/22)
6	6-13	W, 77-73 vs. Arizona (12/22/21)
7	5-19	L, 73-78 vs. North Carolina (12/17/17)
8	8-15	L, 76-86 vs. Gonzaga in Nashville (12/18/16)
9	6-16	L, 70-75 at Arizona (12/17/22)
10	6-7	W, 103-92 at Kentucky (2/3/24)
11	9-11	W, 82-75 vs. Creighton in Detroit (3/29/24)
12	7-8	W, 65-52 vs. Duke in Orlando (3/18/23)
13	9-13	W, 56-53 vs. Maryland in Brooklyn (12/11/22)
14	3-12	W, 81-74 at Alabama (3/2/24)
15	3-8	L, 81-85 vs. Kentucky (3/9/24)
16	8-4	L, 64-72 vs. Wisconsin (11/21/16)
17	5-13	W, 66-59 at South Carolina (3/6/24)
18	9-10	L, 79-107 at Kentucky (1/15/22)
19	2-7	L, 68-73 at Alabama (12/29/21)
20	10-7	W, 86-79 vs. Illinois (12/9/24)
21	4-4	L, 67-79 at LSU (1/8/22)
22	3-4	W, 90-64 vs. Ole Miss (1/6/24)
23	6-5	L, 48-58 at Arkansas (2/19/22)
24	4-6	W, 61-59 at Kentucky (2/6/18)
25	4-4	L, 55-62 vs. Florida Atlantic in New York City (3/23/23)
150-268 (.359)		

PRESEASON RANKING

1968-69	20th	2007-08	7th
1972-73	14th	2008-09	14th
1975-76	9th	2009-10	10th
1976-77	16th	2010-11	23rd
1982-83	13th	2018-19	6th
1998-99	9th	2020-21	12th
1999-00	19th	2021-22	18th
2000-01	9th	2022-23	11th
2006-07	25th	2023-24	9th

FINAL RANKINGS

1966-67	8th	2006-07	25th
1970-71	17th	2007-08	5th
1975-76	13th	2009-10	15th
1976-77	15th	2017-18	13th
1980-81	15th	2018-19	6th
1998-99	20th	2021-22	5th
1999-00	11th	2022-23	20th
2005-06	18th	2023-24	5th

HIGHEST RANKING ACHIEVED

1st	Jan. 21, 2019 (held for four weeks)
1st	Feb. 25, 2008 (held for one week)

RANKED THE ENTIRE SEASON

1975-76, 1999-00, 2007-08, 2009-10, 2018-19, 2021-22, 2022-23, 2023-24
--

OUTLOOK

PLAYERS

STAFF

REVIEW

RESULTS

RECORDS

HONORS

POSTSEASON

VOLMANAC

MEDIA INFO



ALL-TIME LISTING IN THE AP POLL

The Associated Press began its basketball rankings on January 20, 1949, with a Top-20 poll. Starting in the 1961-62 season, the AP provided a preseason poll. From 1960-61 to 1967-68, the AP used a Top-10 poll. The AP rankings became a Top-20 poll again in 1968-69, before changing to its current Top-25 format in 1989-90. The AP also ran post-NCAA Tournament polls in 1953, 1954, 1974 and 1975, then resumed doing so in 2024.

1949-50

Jan. 17 17th

1954-55

Feb. 15 18th

1956-57

Dec. 26 12th

Jan. 2 12th

Jan. 8 16th

1957-58

Jan. 14 13th

Jan. 21 16th

Feb. 11 15th

Feb. 18 20th

1958-59

Dec. 9 6th

Dec. 16 5th

Dec. 23 11th

Dec. 30 14th

Jan. 7 17th

1964-65

Feb. 16 8th

1966-67

Feb. 21 8th

Feb. 28 8th

March 7 (Final) 8th

1967-68

Dec. 19 9th

Dec. 26 4th

Jan. 2 6th

Jan. 9 5th

Jan. 16 4th

Jan. 23 6th

Jan. 30 6th

Feb. 6 5th

Feb. 13 7th

1968-69

Preseason 20th

Dec. 3 20th

Dec. 24 20th

Feb. 18 17th

Feb. 25 17th

1969-70

Dec. 9 9th

Dec. 16 8th

Dec. 23 6th

Dec. 30 6th

Jan. 12 12th

1970-71

Dec. 8 17th

Dec. 15 14th

Dec. 22 12th

Dec. 29 10th

Jan. 5 17th

Jan. 12 18th

Jan. 19 8th

Jan. 26 8th

Feb. 2 11th

Feb. 9 14th

Feb. 16 13th

Feb. 23 17th

March 2 14th

March 9 15th

March 16 (Final) 17th

1971-72

Dec. 28 20th

Jan. 18 19th

Feb. 15 20th

1972-73

Preseason 14th

Dec. 5 14th

1974-75

Dec. 31 18th

Jan. 7 18th

Jan. 14 18th

Jan. 28 18th

Feb. 4 15th

1975-76

Preseason 9th

Dec. 2 8th

Dec. 9 7th

Dec. 16 11th

Dec. 23 10th

Dec. 30 12th

Jan. 6 9th

Jan. 13 9th

Jan. 20 10th

Jan. 27 9th

Feb. 3 8th

Feb. 10 8th

Feb. 17 9th

Feb. 24 11th

March 2 12th

March 9 9th

March 16 (Final) 13th

1976-77

Preseason 16th

Nov. 30 15th

Dec. 7 15th

Dec. 21 19th

Jan. 18 14th

Jan. 25 7th

Feb. 1 11th

Feb. 8 11th

Feb. 15 14th

Feb. 22 7th

March 1 11th

March 8 7th

March 15 (Final) 15th

1978-79

March 6 20th

1979-80

Jan. 15 20th

Jan. 22 19th

1980-81

Dec. 30 18th

Jan. 6 13th

Jan. 13 11th

Jan. 20 8th

Jan. 27 11th

Feb. 3 10th

Feb. 10 9th

Feb. 17 8th

Feb. 24 10th

March 3 10th

March 10 (Final) 15th

1981-82

Jan. 19 20th

Jan. 26 15th

Feb. 2 16th

Feb. 23 19th

1982-83

Preseason 13th

Nov. 30 14th

Dec. 7 14th

Dec. 14 11th

Dec. 21 9th

Dec. 28 8th

Jan. 4 12th

Jan. 11 18th

Feb. 22 20th

1988-89

Nov. 22 20th

Dec. 6 16th

Dec. 13 16th

Dec. 20 19th

Dec. 27 19th

Jan. 3 17th

Jan. 10 17th

Jan. 17 18th

1998-99

Preseason 9th

Nov. 15 18th

Nov. 22 25th

Dec. 7 21st

March 1 18th

March 8 (Final) 20th

1999-2000

Preseason 19th

Nov. 16 19th

Nov. 23 17th

Nov. 30 18th

Dec. 7 16th

Dec. 14 13th

Dec. 21 11th

Dec. 28 16th

Jan. 4 15th

Jan. 11 12th

Jan. 18 16th

Jan. 25 11th

Feb. 1 6th

Feb. 8 8th

Feb. 15 5th

Feb. 22 7th

Feb. 29 11th

March 7 8th

March 14 (Final) 11th

2000-01

Preseason 9th

Nov. 13 9th

Nov. 20 9th

Nov. 27 7th

Dec. 4 6th

Dec. 11 4th

Dec. 18 4th

Dec. 25 6th

Jan. 1 6th

Jan. 8 4th

Jan. 15 4th

Jan. 22 6th

Jan. 29 8th

Feb. 5 10th

Feb. 12 15th

Feb. 19 22nd

2005-06

Dec. 19 23rd

Jan. 23 19th

Jan. 30 13th

Feb. 6 11th

Feb. 13 8th

Feb. 20 10th

Feb. 27 11th

March 6 14th

March 13 (Final) 18th

2006-07

Preseason 25th

Nov. 14 25th

Nov. 21 22nd

Dec. 26 21st

Jan. 2 19th

Jan. 9 16th

Jan. 16 22nd

March 6 22nd

March 13 (Final) 25th

2007-08

Preseason 7th

Nov. 12 7th

Nov. 19 7th

Nov. 26 11th

Dec. 3 10th

Dec. 10 12th

Dec. 17 12th

Dec. 24 11th

Dec. 31 8th

Jan. 7 8th

Jan. 14 6th

Jan. 21 3rd

Jan. 28 7th

Feb. 4 7th

Feb. 11 4th

Feb. 18 2nd

Feb. 25 1st

March 3 4th

March 10 4th

March 17 (Final) 5th

2008-09

Preseason 14th

Nov. 17 14th

Nov. 24 12th

Dec. 1 10th

Dec. 8 8th

Dec. 15 16th

Dec. 22 16th

Dec. 29 14th

Jan. 5 15th

Jan. 12 24th

2009-10

Preseason 10th

Nov. 16 10th

Nov. 23 9th

Nov. 30 11th

Dec. 7 9th

Dec. 14 9th

Dec. 21 16th

Dec. 28 14th

Jan. 4 16th

Jan. 11 9th

Jan. 18 8th

Jan. 25 14th

Feb. 1 14th

Feb. 8 12th

Feb. 15 20th

Feb. 22 19th

March 1 16th

March 8 15th

March 15 (Final) 15th

2010-11

Preseason 23rd

Nov. 15 24th

Nov. 22 24th

Nov. 29 13th

Dec. 6 11th

Dec. 13 7th

Dec. 20 19th

2017-18

Dec. 4 24th

Dec. 11 20th

Dec. 18 21st

Dec. 25 19th

Jan. 1 23rd

Jan. 8 24th

Jan. 15 21st

Jan. 22 22nd

Jan. 29 18th

Feb. 5 15th

Feb. 12 18th

Feb. 19 19th

Feb. 26 16th

March 5 13th

March 12 (Final) 13th

2018-19

Preseason 6th

Nov. 12 5th

Nov. 19 5th

Nov. 26 6th

Dec. 3 7th

Dec. 10 3rd

Dec. 17 3rd

Dec. 24 3rd

Dec. 31 3rd

Jan. 7 3rd

Jan. 14 3rd

Jan. 21 1st

Jan. 28 1st

Feb. 4 1st

Feb. 11 1st

Feb. 18 5th

Feb. 25 7th

March 4 5th

March 11 8th

March 18 (Final) 6th

2019-20

Nov. 18 20th

VS. RANKED OPPONENTS

Rankings are listed according to the Associated Press poll at game time.

Date	UT/Opp	Opponent	Result
2/8/1949	-/1	at Kentucky	L, 56-71
3/5/1949	-/1	vs. Kentucky	L, 44-83
1/14/1950	-/2	Kentucky	W, 66-53
2/11/1950	-/7	at Kentucky	L, 52-79
3/4/1950	-/4	vs. Kentucky	L, 58-95
12/29/1950	-/7	at Villanova	L, 72-91
1/20/1951	-/2	Kentucky	L, 45-70
2/17/1951	-/1	at Kentucky	L, 61-86
1/19/1952	-/3	Kentucky	L, 56-65
2/16/1952	-/1	at Kentucky	L, 40-95
3/1/1952	-/1	vs. Kentucky	L, 66-81
1/31/1953	-/11	at LSU	L, 59-95
1/16/1954	-/16	LSU	L, 62-75
1/23/1954	-/1	Kentucky	L, 71-97
2/18/1954	-/2	at Kentucky	L, 63-90
1/22/1955	-/1	Kentucky	L, 66-84
2/19/1955	18/20	at Vanderbilt	L, 71-76
2/26/1955	-/12	Alabama	L, 81-88
3/5/1955	-/2	at Kentucky	L, 61-104
1/7/1956	-/4	Vanderbilt	L, 57-84
1/21/1956	-/4	Kentucky	L, 68-95
2/18/1956	-/6	at Vanderbilt	L, 68-96
2/27/1956	-/7	at Alabama	L, 81-95
3/3/1956	-/12	at Kentucky	L, 77-101
1/5/1957	12/9	Vanderbilt	L, 68-71
1/19/1957	-/4	Kentucky	L, 72-97
2/16/1957	-/18	at Vanderbilt	L, 62-69
3/2/1957	-/3	at Kentucky	L, 75-93
1/18/1958	13/9	at Kentucky	L, 68-77
2/8/1958	-/17	Mississippi State	W, 104-83
3/1/1958	-/12	at Kentucky	L, 66-77
12/29/1958	11/5	West Virginia	L, 72-76
1/17/1959	-/2	at Kentucky	L, 58-79
2/7/1959	-/11	at Mississippi State	L, 45-52
2/23/1959	-/2	Auburn	W, 56-55
2/28/1959	-/1	Kentucky	L, 56-69
1/16/1960	-/17	Kentucky	L, 68-78
1/23/1960	-/6	at Georgia Tech	L, 69-74
2/22/1960	-/17	at Auburn	L, 63-72
1/15/1962	-/3	Kentucky	L, 82-95
2/10/1962	-/9	Mississippi State	L, 67-91
3/10/1962	-/4	at Kentucky	L, 59-90
1/26/1963	-/7	at Georgia Tech	L, 69-73
2/9/1963	-/8	at Mississippi State	L, 59-63
2/25/1963	-/9	Auburn	W, 55-47
1/4/1964	-/6	Vanderbilt	W, 57-55
1/18/1964	-/4	at Kentucky	L, 57-66
1/25/1964	-/8	vs. Duke	L, 65-67**
2/15/1964	-/7	at Vanderbilt	W, 65-62
2/29/1964	-/2	Kentucky	L, 38-42
2/13/1965	-/7	Vanderbilt	W, 79-66
12/1/1965	-/2	at Michigan	L, 63-71

Date	UT/Opp	Opponent	Result
12/7/1965	-/4	Vanderbilt	L, 50-53
1/12/1966	-/3	at Vanderbilt	L, 52-53
2/26/1966	-/1	at Kentucky	L, 64-78
3/5/1966	-/1	Kentucky	W, 69-62
1/16/1967	-/10	at Florida	W, 66-53
1/21/1967	-/8	Florida	W, 56-42
2/18/1967	-/9	Vanderbilt	W, 70-53
1/8/1968	6/4	Vanderbilt	W, 64-62
1/22/1968	4/8	Kentucky	W, 87-59
2/12/1968	5/8	at Kentucky	L, 59-60
2/17/1968	7/9	at Vanderbilt	L, 63-75
1/18/1969	-/5	Kentucky	L, 66-69
3/8/1969	-/7	at Kentucky	L, 69-84
12/6/1969	-/1	at South Carolina	W, 55-54
1/17/1970	-/2	at Kentucky	L, 52-68
2/14/1970	-/20	Georgia	W, 57-55
3/7/1970	-/2	Kentucky	L, 69-86
12/5/1970	-/17	Houston	W, 79-58
1/16/1971	18/10	Kentucky	W, 75-71
3/6/1971	14/8	at Kentucky	L, 78-84
12/4/1971	-/7	at Houston	L, 65-67
12/2/1972	14/16	South Carolina	W, 55-45
12/5/1972	14/5	at Marquette	L, 30-56
12/16/1972	-/12	Missouri	L, 57-67
1/27/1973	-/9	at Alabama	L, 56-72
2/24/1973	-/18	Alabama	W, 72-71
3/8/1973	-/19	at Kentucky	L, 81-86
12/5/1973	-/7	Marquette	L, 65-67
12/28/1973	-/9	vs. Providence	L, 60-64
1/7/1974	-/7	Alabama	L, 73-79
2/1/1974	-/8	Vanderbilt	L, 65-82
1/9/1974	-/8	at Alabama	L, 54-73
2/23/1974	-/5	at Vanderbilt	W, 59-53
3/15/1974	-/10	vs. Indiana	L, 71-73
12/7/1974	-/19	at Michigan	L, 74-78
1/6/1975	18/6	at Alabama	L, 78-82
1/13/1975	18/7	at Kentucky	L, 82-88
2/3/1975	18/14	at Auburn	L, 59-62
2/8/1975	15/7	Alabama	L, 65-71
2/15/1975	-/4	Kentucky	W, 103-98
12/6/1975	8/16	Michigan	W, 82-81
1/31/1976	9/11	Alabama	W, 80-74
2/28/1976	11/7	at Alabama	L, 90-93**
12/10/1976	15/6	vs. San Francisco	L, 77-86
12/18/1976	-/20	St. John's	W, 86-81
1/12/1977	-/2	at Kentucky	W, 71-67*
1/22/1977	14/3	Alabama	W, 102-93
1/30/1977	7/8	vs. UCLA	L, 89-103
2/19/1977	14/4	at Alabama	W, 92-89
3/5/1977	11/2	Kentucky	W, 88-79
3/13/1977	7/10	vs. Syracuse	L, 81-93*
12/2/1977	-/5	vs. San Francisco	L, 75-84

Date	UT/Opp	Opponent	Result
2/15/1978	-/3	at Kentucky	L, 77-90
2/25/1978	-/2	Kentucky	L, 57-68
12/2/1978	-/5	at Louisville	L, 61-82
1/8/1979	-/18	Mississippi State	L, 62-72
1/24/1979	-/9	at LSU	L, 75-77
1/29/1979	-/9	LSU	L, 78-84
2/3/1979	-/13	at Alabama	W, 83-77
2/19/1979	-/19	Vanderbilt	W, 83-78
3/11/1979	20/5	vs. Notre Dame	L, 67-73
12/4/1979	-/9	St. John's	W, 97-80
12/8/1979	-/14	Louisville	L, 75-77
12/22/1979	-/2	at Ohio State	L, 65-91
12/28/1979	-/10	vs. Indiana	L, 68-70
1/5/1980	-/2	Kentucky	W, 49-47
1/19/1980	20/14	LSU	L, 74-75
2/2/1980	-/3	at Kentucky	L, 75-83
2/16/1980	-/6	at LSU	L, 66-73
3/8/1980	-/8	vs. Maryland	L, 75-86
12/20/1980	-/18	Brigham Young	W, 81-65
12/28/1980	-/11	vs. Arizona State	W, 69-53
1/10/1981	13/4	at Kentucky	L, 47-48
1/24/1981	8/5	at LSU	L, 63-80
2/7/1981	10/6	Kentucky	W, 87-71
2/21/1981	8/4	LSU	L, 65-66
3/19/1981	15/5	vs. Virginia	L, 48-62
1/2/1982	-/12	Alabama	W, 88-67
1/9/1982	-/3	Kentucky	W, 70-66
1/30/1982	15/13	at Alabama	L, 72-77*
2/6/1982	16/9	at Kentucky	L, 67-77
3/5/1982	-/18	vs. Alabama	L, 50-56
3/14/1982	-/3	vs. Virginia	L, 51-54
12/29/1982	8/15	at UNLV	L, 54-70
1/24/1983	-/20	at Auburn	W, 80-77
1/31/1983	-/10	Kentucky	W, 65-63
2/27/1983	20/10	at Kentucky	L, 61-69
3/20/1983	-/2	vs. Louisville	L, 57-70
1/3/1984	-/11	at Georgia	L, 57-71
1/10/1984	-/1	LSU	W, 70-69
1/30/1984	-/3	at Kentucky	L, 74-93
2/6/1984	-/14	at LSU	L, 59-61*
2/27/1984	-/4	Kentucky	W, 63-58
11/23/1984	-/13	vs. UAB	L, 65-70
12/15/1984	-/11	vs. Virginia Tech	W, 86-75
12/29/1984	-/13	Michigan	W, 81-77
3/2/1985	-/14	Georgia	W, 86-85
3/7/1985	-/7	Georgia	L, 61-67
12/2/1985	-/3	at Michigan	L, 52-87
12/10/1985	-/10	Illinois	W, 54-51
1/11/1986	-/8	LSU	W, 88-77
1/25/1986	-/11	at Kentucky	L, 57-74
2/27/1986	-/5	Kentucky	L, 60-62
1/10/1987	-/9	Kentucky	W, 75-68
1/14/1987	-/10	at Auburn	L, 56-66
1/24/1987	-/13	Alabama	L, 71-82
2/18/1987	-/18	Florida	W, 81-71
2/25/1987	-/10	at Alabama	L, 71-93
3/6/1987	-/9	vs. Alabama	L, 60-68
1/16/1988	-/5	at Kentucky	L, 65-83
1/17/1988	-/20	at Illinois	L, 79-103
2/10/1988	-/17	at Vanderbilt	L, 62-90
2/17/1988	-/9	Kentucky	W, 72-70
1/15/1989	17/14	at Florida State	L, 90-101
3/16/1989	-/17	West Virginia	L, 68-84
11/25/1989	-/24	at Memphis State	L, 72-91
12/10/1989	-/24	Oregon State	L, 90-96*
1/8/1990	-/11	at LSU	L, 94-111
1/23/1990	-/24	Alabama	W, 78-70
2/10/1990	-/11	LSU	L, 113-119
2/28/1990	-/25	Georgia	W, 93-83
1/12/1991	-/11	Kentucky	L, 74-78
1/22/1991	-/16	LSU	W, 92-89
2/13/1991	-/16	at Kentucky	L, 74-85
2/23/1991	-/19	at LSU	L, 87-119
3/2/1991	-/24	at Alabama	L, 88-96
3/8/1991	-/18	vs. Mississippi State	W, 87-70
3/10/1991	-/24	vs. Alabama	L, 69-88
1/21/1992	-/8	Kentucky	W, 107-85
2/5/1992	-/5	Arkansas	W, 83-81



The Volunteers defeated third-ranked Auburn, led by **Jabari Smith Jr.**, the third pick in the 2022 NBA Draft, in Knoxville, Tenn., on Feb. 26, 2022.

OUTLOOK

PLAYERS

STAFF

REVIEW

RESULTS

RECORDS

HONORS

POSTSEASON

VOLMANAC

MEDIA INFO



VS. RANKED OPPONENTS (AP)

Date	UT/Opp	Opponent	Result
2/8/1992	-18	at Alabama	L, 68-85
3/7/1992	-10	at Kentucky	L, 88-99
3/13/1992	-23	vs. LSU	L, 89-99
11/21/1992	-6	at Seton Hall	L, 64-72
12/6/1992	-8	Memphis State	W, 70-59
12/9/1992	-15	Syracuse	L, 81-87
1/4/1993	-16	at Cincinnati	L, 58-79
1/9/1993	-2	at Kentucky	L, 70-84
1/27/1993	-12	Vanderbilt	L, 65-82
2/16/1993	-13	at Arkansas	W, 101-91
2/24/1993	-2	Kentucky	W, 78-77
3/2/1993	-7	at Vanderbilt	L, 82-90*
3/12/1993	-4	vs. Kentucky	L, 40-101
11/28/1993	-20	at Syracuse	L, 65-98
1/15/1994	-8	at Kentucky	L, 74-93
1/29/1994	-5	Arkansas	L, 64-65
2/23/1994	-7	Kentucky	L, 73-77
3/5/1994	-19	at Florida	L, 71-82
12/20/1994	-17	at Michigan State	L, 68-79
1/7/1995	-3	at Arkansas	L, 79-97
1/22/1995	-24	Florida	L, 47-62
1/25/1995	-5	at Kentucky	L, 50-69
2/8/1995	-6	Kentucky	L, 48-68
2/18/1995	-23	Mississippi State	L, 52-60
3/9/1995	-20	vs. Alabama	L, 43-55
12/16/1995	-6	at Memphis	L, 55-57
1/23/1996	-2	at Kentucky	L, 44-61
1/30/1996	-22	Georgia	W, 67-62
2/17/1996	-2	Kentucky	L, 50-90
1/4/1997	-3	at Kentucky	L, 40-74
2/22/1997	-9	South Carolina	L, 58-69
2/25/1997	-3	Kentucky	L, 64-74
1/17/1998	-11	Ole Miss	W, 77-67
1/21/1998	-14	at South Carolina	L, 51-81
1/24/1998	-7	Kentucky	L, 67-85
2/7/1998	-13	South Carolina	W, 70-69
2/11/1998	-7	at Kentucky	L, 74-80
2/14/1998	-12	Arkansas	W, 74-71
3/6/1998	-17	vs. Arkansas	L, 96-102
11/13/1998	9/18	vs. Arizona	L, 72-73
12/6/1998	-20	Pittsburgh	W, 56-53
1/2/1999	-17	at Auburn	L, 62-90
1/12/1999	-6	at Kentucky	W, 47-46
2/2/1999	-23	at Arkansas	L, 52-69
2/10/1999	-23	Florida	W, 91-56
2/28/1999	-13	Kentucky	W, 68-61
1/8/2000	15/21	at LSU	W, 64-59
1/18/2000	16/9	at Florida	W, 81-79*
1/25/2000	11/7	Auburn	W, 105-76
2/1/2000	6/14	at Kentucky	L, 68-81
2/12/2000	8/12	Florida	W, 76-73*
2/23/2000	7/18	Kentucky	W, 74-67
3/19/2000	11/20	vs. Connecticut	W, 65-51
11/21/2000	9/18	Wisconsin	W, 66-56
12/19/2000	4/14	vs. Virginia	L, 89-107
12/22/2000	4/12	at Syracuse	W, 83-70
12/29/2000	6/23	vs. Iowa	W, 80-68
1/9/2001	4/16	Alabama	W, 86-69
1/30/2001	8/13	at Florida	L, 67-81
2/10/2001	10/25	at Ole Miss	L, 71-87
2/14/2001	15/22	Kentucky	L, 95-103
2/18/2001	15/11	Florida	L, 82-88
3/9/2001	-14	vs. Ole Miss	L, 73-86
1/9/2002	-3	Florida	L, 100-104*
1/19/2002	-8	Syracuse	W, 66-62
2/6/2002	-7	Kentucky	W, 76-74*
2/16/2002	-7	at Alabama	L, 82-95
2/19/2002	-12	at Kentucky	L, 61-64
2/26/2002	-8	at Florida	L, 62-68
3/2/2002	-16	Georgia	W, 71-63*
3/8/2002	-8	vs. Alabama	L, 72-91
1/8/2003	-18	Kentucky	L, 71-74
1/15/2003	-6	at Florida	L, 64-77
1/22/2003	-19	at Georgia	L, 76-81*
1/25/2003	-9	Louisville	L, 69-72
2/8/2003	-17	Georgia	W, 78-72
2/15/2003	-4	Florida	W, 66-59
2/26/2003	-2	at Kentucky	L, 68-80
3/5/2003	-23	Mississippi State	W, 59-49
1/10/2004	-14	at Florida	L, 57-95
1/14/2004	-23	Vanderbilt	W, 76-66

Date	UT/Opp	Opponent	Result
1/20/2004	-9	Kentucky	L, 68-69*
1/25/2004	-5	Louisville	L, 62-65
1/28/2004	-11	at Mississippi State	L, 60-82
1/31/2004	-22	Florida	W, 65-63
2/7/2004	-15	Georgia Tech	L, 62-77
2/25/2004	-9	at Kentucky	L, 60-92
11/23/2004	-11	vs. North Carolina	L, 81-94
11/24/2004	-15	vs. Texas	L, 70-95
1/12/2005	-11	Mississippi State	W, 64-63
1/22/2005	-14	Louisville	L, 62-85
1/25/2005	-7	Kentucky	L, 62-84
2/9/2005	-17	Alabama	L, 54-72
3/2/2005	-3	at Kentucky	L, 61-73
3/11/2005	-4	vs. Kentucky	L, 62-76
12/17/2005	-6	at Texas	W, 95-78
1/18/2006	-4	at Memphis	L, 79-88
1/21/2006	-2	Florida	W, 80-76
2/22/2006	10/12	at Florida	W, 76-72
11/24/2006	22/2	vs. North Carolina	L, 87-101
12/6/2006	-16	Memphis	W, 76-58
12/18/2006	-15	vs. Oklahoma State	W, 79-77
1/3/2007	16/5	at Ohio State	L, 66-68
2/3/2007	-1	at Florida	L, 78-94
2/10/2007	-23	Vanderbilt	W, 84-57
2/13/2007	-20	Kentucky	W, 89-85
2/21/2007	-25	Alabama	W, 69-66*
2/27/2007	-5	Florida	W, 86-76
3/22/2007	25/1	vs. Ohio State	L, 84-85
11/24/2007	7/15	vs. Texas	L, 78-97
1/9/2008	8/16	Ole Miss	W, 85-83
1/17/2008	6/16	Vanderbilt	W, 80-60
2/23/2008	2/1	at Memphis	W, 66-62
2/26/2008	1/18	at Vanderbilt	L, 69-72
3/23/2008	5/11	vs. Butler	W, 76-71*
3/27/2008	5/13	vs. Louisville	L, 60-79
11/28/2008	12/21	vs. Georgetown	W, 90-78
11/30/2008	12/9	vs. Gonzaga	L, 74-83
12/16/2008	16/24	vs. Marquette	W, 80-68
1/24/2009	-22	Memphis	L, 52-54
11/23/2009	9/6	vs. Purdue	L, 72-73
1/10/2010	16/1	Kansas	W, 76-68
1/16/2010	9/21	Ole Miss	W, 71-69*
1/27/2010	14/21	Vanderbilt	L, 76-85
2/9/2010	12/22	at Vanderbilt	L, 71-90
2/13/2010	12/3	at Kentucky	L, 62-73
2/27/2010	19/2	Kentucky	W, 74-65
3/13/2010	15/2	vs. Kentucky	L, 45-74
3/26/2010	15/5	vs. Ohio State	W, 76-73
3/28/2010	15/13	vs. Michigan State	L, 69-70
11/26/2010	24/7	vs. Villanova	W, 78-68
12/11/2010	11/3	vs. Pittsburgh	W, 83-76
1/5/2011	-21	Memphis	W, 104-84
1/22/2011	-8	at Connecticut	L, 61-72
2/8/2011	-18	at Kentucky	L, 61-73
2/12/2011	-17	at Florida	L, 60-61
2/12/2011	-18	at Vanderbilt	W, 60-51
3/6/2011	-20	Kentucky	L, 58-64
3/11/2011	-12	vs. Florida	L, 74-85
11/21/2011	-6	vs. Duke	L, 67-77
11/22/2011	-8	vs. Memphis	L, 97-99**
12/3/2011	-17	Pittsburgh	L, 56-61
1/7/2012	-13	Florida	W, 67-56
1/12/2012	-20	at Mississippi State	L, 58-62
1/14/2012	-2	Kentucky	L, 62-65
1/21/2012	-13	Connecticut	W, 60-57
1/31/2012	-1	at Kentucky	L, 44-69
2/11/2012	-8	at Florida	W, 75-70
11/30/2012	-20	at Georgetown	L, 36-37
12/13/2012	-23	Wichita State	W, 69-60
1/24/2013	-23	at Ole Miss	L, 56-62
2/16/2013	-25	Kentucky	W, 88-58
2/26/2013	-8	Florida	W, 64-58
12/14/2013	-12	at Wichita State	L, 61-70
1/18/2014	-13	at Kentucky	L, 66-74
1/25/2014	-6	at Florida	L, 41-67
2/11/2014	-3	Florida	L, 58-67
3/15/2014	-1	vs. Florida	L, 49-56
3/28/2014	-8	vs. Michigan	L, 71-73
11/14/2014	-15	vs. VCU	L, 69-85
11/28/2014	-11	vs. Kansas	L, 67-82
12/14/2014	-15	Butler	W, 67-55

Date	UT/Opp	Opponent	Result
1/13/2015	-19	Arkansas	W, 74-69
2/17/2015	-1	Kentucky	L, 48-66
3/13/2015	-21	vs. Arkansas	L, 72-80
12/12/2015	-18	at Butler	L, 86-94
1/9/2016	-21	Texas A&M	L, 88-92
1/23/2016	-24	South Carolina	W, 78-69
2/2/2016	-20	Kentucky	W, 84-77
2/18/2016	-14	at Kentucky	L, 70-80
11/21/2016	-16	vs. Wisconsin	L, 64-72
11/22/2016	-13	vs. Oregon	L, 65-69*
12/11/2016	-7	at North Carolina	L, 71-73
12/18/2016	-8	vs. Gonzaga	L, 76-86
1/7/2017	-24	at Florida	L, 70-83
1/24/2017	-4	Kentucky	W, 82-80
2/14/2017	-13	at Kentucky	L, 58-83
11/22/2017	-18	vs. Purdue	W, 78-75*
11/23/2017	-5	vs. Villanova	L, 76-85
12/17/2017	20/7	North Carolina	L, 73-78
1/6/2018	23/17	Kentucky	W, 76-65
2/6/2018	15/24	at Kentucky	W, 61-59
11/23/2018	5/2	vs. Kansas	L, 81-87*
12/9/2018	7/1	vs. Gonzaga	W, 76-73
2/16/2019	1/5	at Kentucky	L, 69-86
2/23/2019	5/13	at LSU	L, 80-82*
3/2/2019	7/4	Kentucky	W, 71-52
3/16/2019	8/4	vs. Kentucky	W, 82-78
3/17/2019	8/22	vs. Auburn	L, 64-84
3/28/2019	6/13	vs. Purdue	L, 94-99*
11/16/2019	-20	vs. Washington	W, 75-62
11/30/2019	17/20	vs. VCU	W, 72-69
12/14/2019	19/13	Memphis	L, 47-51
1/25/2020	-3	at Kansas	L, 68-74
2/8/2020	-15	Kentucky	L, 64-77
2/22/2020	-13	at Auburn	L, 66-73
3/3/2020	-6	at Kentucky	W, 81-73
3/7/2020	-17	Auburn	L, 63-85
12/30/2020	7/12	at Missouri	W, 73-53
1/23/2021	6/19	Missouri	L, 64-73
1/30/2021	18/15	Kansas	W, 80-61
3/13/2021	-6	vs. Alabama	L, 68-73
11/20/2021	17/5	vs. Villanova	L, 53-71
11/21/2021	17/18	vs. North Carolina	W, 89-72
12/22/2021	19/6	Arizona	W, 77-73
12/29/2021	14/19	at Alabama	L, 68-73
1/8/2022	18/21	at LSU	L, 67-79
1/15/2022	22/18	at Kentucky	L, 79-107
1/22/2022	24/13	LSU	W, 64-50
2/15/2022	16/4	Kentucky	W, 76-63
2/19/2022	16/23	at Arkansas	L, 48-58
2/26/2022	17/3	Auburn	W, 67-62
3/5/2022	13/14	Arkansas	W, 78-74
3/12/2022	9/5	vs. Kentucky	W, 69-62
11/25/2022	22/3	vs. Kansas	W, 64-50
12/11/2022	7/13	vs. Maryland	W, 56-53
12/17/2022	6/9	at Arizona	L, 70-75
1/28/2023	4/10	Texas	W, 82-71
2/4/2023	2/25	Auburn	W, 46-43
2/15/2023	10/1	Alabama	W, 68-59
2/21/2023	11/25	at Texas A&M	L, 63-68
3/10/2023	17/25	vs. Missouri	L, 71-79
3/18/2023	20/12	vs. Duke	W, 65-52
3/23/2023	20/25	vs. Florida Atlantic	L, 55-62
11/21/2023	7/2	vs. Purdue	L, 67-71
11/22/2023	7/1	vs. Kansas	L, 60-69
11/29/2023	10/17	at North Carolina	L, 92-100
12/9/2023	17/20	Illinois	W, 86-79
1/6/2024	5/22	Ole Miss	W, 90-64
2/3/2024	5/10	at Kentucky	W, 103-92
2/28/2024	4/11	Auburn	W, 92-84
3/2/2024	4/14	at Alabama	W, 81-74
3/6/2024	4/17	at South Carolina	W, 66-59
3/9/2024	4/15	Kentucky	L, 81-85
3/29/2024	6/11	vs. Creighton	W, 82-75
3/31/2024	6/3	vs. Purdue	L, 66-72

* Overtime ** Double Overtime

UT is 6-15 all-time versus AP No. 1 teams. It is 3-4 at home, 2-6 on the road and 1-5 at neutral sites. It is 2-10 in SEC action, 4-1 in non-conference regular season play and 0-4 in the postseason.

ALL-TIME EXHIBITION RESULTS

OUTLOOK

PLAYERS

STAFF

REVIEW

RESULTS

RECORDS

HONORS

POSTSEASON

VOLMANAC

MEDIA INFO



Date	Opponent	Result	Site
12/27/40	191st FA	W, 85-2	Knoxville
12/30/42	Fort Knox	L, 35-38	Knoxville
2/2/46	Fort Benning	L, 32-34	Knoxville
1/6/64	Phillips "66"	W, 68-55	Knoxville
1/21/64	Fort Knox	W, 96-56	Knoxville
12/3/65	Quantico Marines	W, 65-56	Knoxville
12/30/65	Hawaii Marines	W, 84-54	Honolulu, Hawaii
1/4/72	Poland Olympic	W, 84-75	Knoxville
12/27/73	Sub Pac	L, 79-81	Honolulu, Hawaii
12/3/74	St. Kilda's of Melbourne	W, 100-69	Knoxville
12/13/75	St. Mary's, Canada	W, 119-70	Knoxville
11/13/76	St. Kilda's of Melbourne	W, 98-72	Knoxville
12/24/76	Nice, France	W, 98-95	Madrid, Spain
12/25/76	African All-Stars	W, 112-85	Madrid, Spain
12/26/76	Real Madrid	L, 103-113	Madrid, Spain
11/23/77	Czechoslovakia	W, 87-82	Knoxville
11/15/84	Spirit Express	W, 93-75	Knoxville
11/11/86	Yugoslavian National Team	L, 84-102	Knoxville
11/26/87	Spirit Express	L, 66-77	Memphis, Tenn.
11/21/88	Soviet National Team	W, 83-81	Knoxville
11/16/89	Polish National Team	W, 103-90	Knoxville
11/18/89	Marathon Oil	L, 86-94	Knoxville
11/14/90	Marathon Oil	L, 76-80	Knoxville
11/18/90	Sydney (Australia) Kings	W, 78-73	Knoxville
11/15/91	Czechoslovakian National Team	W, 74-54	Knoxville
12/8/91	Athletes In Action	L, 88-104	Knoxville
11/15/92	Spirit Express	W, 89-73	Knoxville
11/23/92	Ukrainian National Team	W, 81-71	Knoxville
11/17/93	Belorussian National Team	W, 102-85	Knoxville
11/21/93	Verich Reps-AAU	W, 96-80	Knoxville
11/10/94	Ukrainian National Team	W, 77-70	Knoxville
11/16/94	Marathon Oil	W, 79-70	Knoxville
11/11/95	Brazil Select	W, 92-64	Knoxville
11/21/95	Marathon Oil	W, 82-73	Knoxville
11/12/96	Select Yugoslavia	L, 64-72	Knoxville
11/18/96	Marathon Oil	W, 93-74	Knoxville
8/14/97	LeVallois	L, 79-86	Paris, France
8/16/97	ASJA Vichy	W, 75-67	Vichy, France
8/17/97	Maurieene Savorie	L, 56-71	Crest, France
8/19/97	Hyerres Toulon Var	W, 83-59	Hyerres, France
8/20/97	ASA Sienna	L, 70-83	Sienna, Italy
8/23/97	Vacallo	W, 59-56	Chiasso, Italy
8/23/97	Rijeka	L, 47-64	Chiasso, Italy
8/24/97	Vacallo	W, 52-44	Chiasso, Italy
8/24/97	Rijeka	W, 51-48	Chiasso, Italy
11/4/97	California All-Stars	W, 96-83	Knoxville
11/9/97	Marathon Oil	W, 90-64	Knoxville
11/5/98	California All-Stars	W, 83-75	Knoxville
11/9/98	Hungary BC Honved	W, 90-71	Knoxville
11/11/99	Marathon Oil	W, 110-80	Knoxville
11/15/99	CBC Siroki	W, 78-69	Knoxville
11/6/00	BC Flowtex	W, 106-60	Knoxville
11/12/00	Athletes In Action	W, 101-97 (OT)	Knoxville
11/1/01	EA Sports	W, 68-64	Knoxville
11/9/01	Worldwide	L, 81-84	Knoxville
11/8/02	EA Sports	W, 75-70	Knoxville
11/14/02	BC Cesis of Latvia	W, 108-80	Knoxville
10/16/03	Libre	L, 92-96	La Romana, D.R.
10/17/03	Dominican U-21 National Team	W, 95-92	Santo Domingo, D.R.
11/5/03	EA Sports	W, 110-83	Knoxville
11/14/03	Southeastern All-Stars	W, 114-71	Knoxville
11/5/04	Tusculum	W, 117-89	Knoxville
11/13/04	Carson-Newman	W, 95-59	Knoxville
11/3/05	Southern Indiana	W, 86-78	Knoxville
11/11/05	Carson-Newman	W, 106-73	Knoxville
10/31/06	LeMoyné-Owen	W, 126-66	Knoxville
11/3/06	Tusculum	W, 100-57	Knoxville
8/10/07	BK Sadska	W, 113-64	Podebrady, Czech Rep.
8/11/07	BK Kolín	W, 110-70	Kolín, Czech Rep.
8/14/07	SPU Nitra	W, 109-92	Nitra, Slovakia
8/15/07	Pezinok BK	L, 103-98	Bratislava, Slovakia
8/16/07	BK Klosterneuburg	W, 104-75	Klosterneuburg, Austria
11/2/07	California (PA)	W, 106-46	Knoxville
11/5/07	Lincoln Memorial	W, 124-61	Knoxville
11/3/08	Indianapolis	W, 87-73	Knoxville
11/7/08	Tusculum	W, 82-51	Knoxville
10/30/09	North Alabama	W, 117-79	Knoxville

11/4/09	Lincoln Memorial	W, 97-58	Knoxville
11/3/10	Brevard	W, 91-42	Knoxville
11/8/10	Indianapolis	L, 79-64	Knoxville
Date	Opponent	Result	Site
11/3/11	Carson-Newman	W, 73-52	Knoxville
11/7/11	Lincoln Memorial	W, 76-67	Knoxville
8/8/12	All-Star Italy	W, 83-32	Rome, Italy
8/10/12	BC Atletas	W, 82-68	Montecatini, Italy
8/12/12	BC Zeta Goubovci	W, 126-44	San Marino
8/14/12	Amici del Campetto	W, 109-59	Como, Italy
11/2/13	Florida Southern	W, 105-80	Knoxville
11/7/13	Southern Indiana	W, 78-47	Knoxville
11/3/14	Pikeville	W, 80-62	Knoxville
11/8/14	Lenoir-Rhyne	W, 77-49	Knoxville
11/6/15	Alabama-Huntsville	W, 96-83	Knoxville
11/3/16	Slippery Rock	W, 83-48	Knoxville
8/4/17	Catalan All-Stars	W, 86-79	Sant Julià, Spain
8/7/17	Valencia All-Stars	W, 77-69	Godella, Spain
8/10/17	Paris All-Stars	W, 84-79	Poissy, France
11/2/17	Carson-Newman	W, 86-44	Knoxville
10/31/18	Tusculum	W, 87-48	Knoxville
10/30/19	Eastern New Mexico	W, 107-59	Knoxville
10/30/21	Lenoir-Rhyne	W, 103-62	Knoxville
10/28/22	#2 Gonzaga	W, 99-80	Frisco, Texas
8/4/23	Lithuanian U-21 National Team	W, 97-57	Florence, Italy
8/5/23	Lithuanian U-21 National Team	W, 116-90	Florence, Italy
8/7/23	A.S. Stella Azzurra	W, 97-51	Rome, Italy
10/29/23	#4 Michigan State	W, 89-88	East Lansing, Mich.
10/31/23	Lenoir-Rhyne	W, 90-48	Knoxville

TOTALS

Overall: 87-18

BY LOCATION

United States: 65-11

Hawaii: 1-1

Michigan: 1-0

Tennessee: 62-10 (62-9 in Knoxville)

Texas: 1-0

U.S. Mainland: 64-10

Abroad: 22-7

Austria: 1-0

Czech Republic: 2-0

Dominican Republic: 1-1

France: 3-2

Italy: 9-2

San Marino: 1-0

Slovakia: 1-1

Spain: 4-1

Europe: 21-6

BY TIMEFRAME

Preseason: 56-7

Summer: 19-5

In-Season: 11-5

Fall: 1-1 (Tennessee's 2003 foreign tour was in October)

BY OPPONENT

vs. United States colleges: 28-1

vs. Division I: 2-0

vs. non-Division I: 26-1

vs. non-college teams: 59-17

COMEBACKS

Deficit	Opponent (Date)	Won
21 (13-34, 5:46 1H)	#20 Kentucky (2/2/2016)	84-77
18 (17-35, 3:45 1H)	Georgia (3/2/2002)	71-63*
17 (31-48, 17:31 2H)	at #6 Kentucky (3/3/2020)	81-73
17 (30-47, 1:52 1H)	Texas (12/23/2006)	111-105*
16 (24-40, 18:37 2H)	Alabama (3/4/2017)	59-54
16 (35-51, 14:59 2H)	Marshall (11/19/2015)	84-74
16 (21-37, 17:30 2H)	at Vanderbilt (3/4/2006)	68-59
16 (15-31, 4:49 1H)	Florida (2/25/1998)	79-75
15 (24-39, 1:49 1H)	at Alabama (2/4/2020)	69-68
15 (16-31, 4:29 1H)	at S. Carolina (12/18/1989)	67-60
15 (4-19, 13:02 1H)	at LSU (2/20/1982)	54-53

All 11 recorded 15-point comebacks in program history are listed.

VS. REIGNING NCAA CHAMPS

Date	Result	Opponent	City
1/14/1949	L, 51-66	*Kentucky	Knoxville
2/8/1949	L, 56-71	at #1 Kentucky	Lexington
3/5/1949	L, 44-83	vs. #1 Kentucky Louisville*	
1/14/1950	W, 66-53	#2 Kentucky	Knoxville
2/11/1950	L, 52-79	at #7 Kentucky	Lexington
3/4/1950	L, 58-95	vs. #4 Kentucky Louisville*	
1/19/1952	L, 56-65	#3 Kentucky	Knoxville
2/16/1952	L, 40-95	at #1 Kentucky	Lexington
3/1/1952	L, 66-81	vs. #1 Kentucky Louisville*	
1/17/1959	L, 58-79	at #2 Kentucky	Lexington
2/28/1959	L, 56-69	#1 Kentucky	Knoxville
1/20/1979	W, 66-55	at Kentucky	Lexington
2/17/1979	W, 101-84	Kentucky	Knoxville
3/3/1979	W, 75-69*	vs. Kentucky	Birmingham*
1/7/1995	L, 79-97	at #3 Arkansas	Fayetteville
1/4/1997	L, 40-74	at #3 Kentucky	Lexington
2/25/1997	L, 64-74	#3 Kentucky	Knoxville
1/12/1999	W, 47-46	at #6 Kentucky	Lexington
2/28/1999	W, 68-61	#13 Kentucky	Knoxville
3/19/2000	W, 65-61	#20 UConn	Birmingham†
2/3/2007	L, 78-94	at #1 Florida	Gainesville
2/27/2007	W, 86-76	#5 Florida	Knoxville
2/5/2008	W, 104-82	#7 Florida	Knoxville
3/5/2008	W, 89-86	at Florida	Gainesville
1/3/2009	L, 85-92	at Kansas	Lawrence
1/21/2012	W, 60-57	#13 UConn	Knoxville
1/15/2013	L, 65-75	at Kentucky	Lexington
2/16/2013	W, 88-58	#25 Kentucky	Knoxville
12/17/2017	L, 73-78	#7 No. Carolina	Knoxville
11/25/2022	W, 64-50	#3 Kansas	Paradise Island‡

*First poll of the season was released six days later and Kentucky was #2.

* Overtime

^ SEC Tournament

! NCAA Tournament

% Battle 4 Atlantis

Overall Record: 13-17

Home: 7-5 (5-2 at Food City Center)

Away: 3-9

Neutral: 3-3 (1-3 SEC, 1-0 NCAA, 1-0 reg.)

DOMES

Georgia Dome (Atlanta, Ga.) – 6-10

1995
SECT R1: Alabama 55, Tennessee 43 – L
1998
SECT R1: Tennessee 73, LSU 62 – W
SECT R2: Arkansas 102, Tennessee 96 – L
1999
SECT R2: Mississippi State 62, Tennessee 58 – L
2000
SECT R2: South Carolina 75, Tennessee 68 – L
2002
SECT R1: Tennessee 68, Arkansas 61 – W
SECT R2: Alabama 91, Tennessee 72 – L
2004
SECT R1: Alabama 84, Tennessee 49 – L
2005
SECT R1: Tennessee 65, Arkansas 46 – W
SECT R2: Kentucky 76, Tennessee 62 – L
2007
SECT R1: LSU 76, Tennessee 67 – L
2008
SECT R2: Tennessee 89, So. Carolina 87 – W
2011
SECT R1: Tennessee 74, Arkansas 68 – W
SECT R2: Florida 85, Tennessee 74 – L
2014
SECT QF: Tennessee 59, South Carolina 44 – W
SECT QF: Florida 56, Tennessee 49 – L

Caesars Superdome (New Orleans, La.) – 6-3

1975
Sugar Bowl Classic: Tennessee 77, Penn 70 – W
Sugar Bowl Classic: Tennessee 97, Tulane 73 – W
1980
Sugar Bowl Classic: Tennessee 69, Arizona State 53 – W
Sugar Bowl Classic: Tennessee 90, Duke 69 – W
1985
Sugar Bowl Classic: UNC Wilmington 85, Tennessee 57 – L
Sugar Bowl Classic: Tennessee 70, Texas A&M 64 – W
1996
SECT R1: Tennessee 77, Alabama 65 – W
SECT R2: Georgia 74, Tennessee 63 – L
2003
SECT R2: Auburn 66, Tennessee 53 – L

The Dome at America's Center (St. Louis, Mo.) – 1-1

2010
NCAAT RS: Tennessee 76, Ohio State 73 – W
NCAAT RF: Michigan State 70, Tennessee 69 – L

Alamodome (San Antonio, Texas) – 0-1

2007
NCAAT RS: Ohio State 85, Tennessee 84 – L

Overall Record: 13-15 (7-12 in SEC Tournament)

SECT R1 = SEC Tournament Round One

SECT R2 = SEC Tournament Round Two

SECT QF = SEC Tournament Quarterfinals

SECT SF = SEC Tournament Semifinals

NCAAT RS = NCAA Tournament Regional Semifinal

NCAAT RF = NCAA Tournament Regional Final

Tennessee lost to Michigan, 73-71, at Lucas Oil Stadium (Indianapolis, Ind.) in the 2014 NCAA Tournament Regional Semifinals. While the facility is technically not a "dome," it is constructed similarly, but with a retractable roof. That game is not included in the overall record listed above.

WEST COAST

Date	Result	Opponent	City
12/28/1964	W, 70-59	at Portland	Portland
12/29/1964	W, 70-63	vs. Oregon	Portland
12/30/1964	L, 27-48	vs. Oregon St.	Portland
12/27/1967	L, 59-64	vs. Iowa	Los Angeles
12/28/1967	W, 78-68	vs. USC	Los Angeles
12/29/1967	W, 85-66	vs. Utah St.	Los Angeles
12/29/1970	L, 65-68	vs. Houston	Los Angeles
12/30/1970	W, 81-70	vs. Northwestern	Las Vegas
12/20/1977	L, 86-92	vs. Iowa	Las Vegas
12/21/1977	L, 86-93	vs. Northwestern	Las Vegas
12/22/1978	W, 73-68	vs. San Jose St.	Santa Clara
12/23/1978	W, 94-80	vs. Seton Hall	Santa Clara
12/28/1979	L, 68-70	vs. Indiana	San Diego
12/29/1979	W, 96-77	at San Diego St.	San Diego
12/27/1981	L, 62-71	at Portland	Portland
12/28/1981	W, 79-67	vs. Wisconsin	Portland
12/29/1981	L, 54-55	vs. Pittsburgh	Portland
12/28/1982	W, 50-42	vs. San Jose St.	Las Vegas
12/29/1982	L, 54-70	at UNLV	Las Vegas
12/12/1987	W, 74-61	at USC	Los Angeles
12/20/1988	W, 111-99	vs. UAB	San Diego
12/21/1988	W, 77-76	at San Diego St.	San Diego
12/22/1990	L, 66-82	at Oregon St.	Corvallis
12/30/1997	W, 74-70	at USC	Los Angeles
3/21/1998	L, 81-82*	vs. Illinois St.	Sacramento
12/29/2007	W, 82-72	vs. Gonzaga	Seattle
12/19/2009	L, 55-57	at USC	Los Angeles
12/19/2015	L, 79-86	vs. Gonzaga	Seattle

* Overtime

Overall Record: 15-13 (10-5 CA, 0-0 ID, 1-3 NV, 3-4 OR, 1-1 WA)

Only games in the Pacific Time Zone are listed, not games in Hawaii (13-17) and Alaska (2-4).

BRIDGESTONE ARENA (NASHVILLE, TENN.)

Date	Opponent	Result
12/15/2000	vs. Middle Tennessee State	W, 99-83
3/8/2001	vs. Auburn	W, 73-66*
3/9/2001	vs. Ole Miss	L, 73-86*
3/20/2005	vs. Murray State	W, 64-53
3/10/2006	vs. South Carolina	L, 71-79*
11/13/2006	vs. Fordham	W, 78-71
11/14/2006	vs. UNC Wilmington	W, 87-75
12/18/2006	vs. #15 Oklahoma State	W, 79-77
12/15/2007	vs. Western Kentucky	W, 88-82
12/16/2008	vs. #24 Marquette	W, 80-68
12/11/2009	vs. Middle Tennessee State	W, 75-54
3/11/2010	vs. LSU	W, 59-49*
3/12/2010	vs. Ole Miss	W, 76-65*
3/13/2010	vs. #2 Kentucky	L, 45-74*
3/14/2013	vs. Mississippi State	W, 69-53*
3/15/2013	vs. Alabama	L, 48-58*
3/12/2015	vs. Vanderbilt	W, 67-61*
3/13/2015	vs. #21 Arkansas	L, 72-80*
3/9/2016	vs. Auburn	W, 97-59*
3/10/2016	vs. Vanderbilt	W, 67-65*
3/11/2016	vs. LSU	L, 75-84
12/18/2016	vs. #8 Gonzaga	L, 76-86
3/9/2017	vs. Georgia	L, 57-59*
3/15/2019	vs. Mississippi State	W, 83-76*
3/16/2019	vs. #4 Kentucky	W, 82-78*
3/17/2019	vs. #22 Auburn	L, 64-84*
3/12/2021	vs. Florida	W, 78-66*
3/13/2021	vs. #6 Alabama	L, 68-73*
11/13/2022	vs. Colorado	L, 66-78
3/9/2023	vs. Ole Miss	W, 70-55*
3/10/2023	vs. #25 Missouri	L, 71-79*
3/15/2024	vs. Mississippi State	L, 56-73*

Overall Record: 19-13 (11-11 in SEC Tournament)

RECORDS



TEAM RECORDS: GAME

■ POINTS SCORED

- 124 vs. UNC Asheville (11/17/2009)
- 121 vs. Long Beach State (3/16/2007)
- 121 vs. Mexico (1/24/1966)
- 118 vs. Tennessee Tech (11/25/1988)
- 117 vs. South Florida (12/10/1973)

■ POINTS SCORED (HALF)

- 72 (2nd) vs. Florida (1/11/1979)
- 66 (1st) vs. UNC Asheville (11/17/2009)
- 66 (2nd) vs. Georgia (2/9/2000)
- 66 (2nd) vs. Kentucky (1/21/1992)
- 64 (2nd) vs. Long Beach State (3/16/2007)
- 64 (2nd) vs. Radford (1/13/1993)
- 64 (2nd) vs. Mississippi State (2/8/1958)
- 64 (1st) at Furman (12/1/1956)
- 64 (2nd) at Florida (2/4/1956)

■ FIELD GOALS

- 54 vs. Mexico (1/24/1966)
- 52 vs. South Florida (12/10/1973)
- 49 vs. Vermont (12/30/1974)
- 47 vs. Ole Miss (1/11/1975)
- 46 vs. UNC Asheville (11/17/2009)
- 46 vs. Ole Miss (2/21/1976)
- 46 at Georgia (2/1/1975)

■ FIELD GOAL ATTEMPTS

- 112 vs. Mexico (1/24/1966)
- 107 vs. South Carolina (12/21/1954)
- 100 vs. William & Mary (1/23/1956)
- 99 vs. Duke (12/13/1952)
- 98 vs. Davidson (12/3/1959)

■ FIELD GOAL PCT.

- 75.0 (24-32) vs. Ole Miss (1/6/1982)
- 69.6 (39-56) vs. Columbia (12/20/1974)
- 69.4 (34-49) vs. Vanderbilt (2/24/1996)
- 69.2 (36-52) vs. Mississippi State (1/3/2023)
- 68.9 (31-45) vs. Navy (12/27/1983)

■ 3-POINT FIELD GOALS

- 17 vs. UT Martin (11/9/2021)
- 16 vs. Presbyterian (12/6/2016)
- 16 vs. UNC Asheville (11/17/2009)
- 16 vs. Middle Tennessee (11/20/2007)
- 16 vs. Texas (11/24/2007)
- 16 vs. Ohio State (3/22/2007)
- 16 vs. Auburn (2/15/2006)

■ 3-POINT FIELD GOAL ATTEMPTS

- 50 vs. North Carolina A&T (11/27/2007)
- 44 vs. Tennessee Tech (11/7/2022)
- 40 at Alabama (3/2/2024)
- 40 vs. UT Martin (11/9/2021)
- 39 vs. Texas Tech (12/7/2021)
- 39 vs. Chattanooga (1/2/2012)

■ 3-POINT PCT. (MIN. 7 ATT.)

- 85.7 (6-7) vs. Georgia (3/9/1991)
- 71.4 (5-7) at Missouri (12/30/2020)
- 70.0 (7-10) vs. Xavier (12/11/2004)
- 70.0 (7-10) vs. LSU (1/19/1997)
- 70.0 (7-10) at Ole Miss (1/22/1997)
- 70.0 (7-10) vs. Kent State (11/29/1990)

■ 3-POINT PCT. (MIN. 12 ATT.)

- 66.7 (12-18) vs. Arkansas (3/5/2022)
- 66.7 (12-18) at South Carolina (1/8/2006)
- 66.7 (10-15) vs. LSU (2/19/2013)
- 66.7 (8-12) vs. Alabama (3/7/1996)
- 64.7 (11-17) vs. Arkansas (3/10/2018)

■ FREE THROWS

- 48 vs. Kentucky (1/21/1992)
- 45 vs. George Washington (12/28/2000)
- 42 vs. Louisville (3/29/1985)
- 39 at Memphis (12/15/2018)
- 38 vs. Ole Miss (1/9/2013)

■ FREE THROW ATTEMPTS

- 60 vs. George Washington (12/28/2000)
- 59 vs. Kentucky (1/21/1992)
- 53 vs. Kentucky (3/3/1956)
- 52 vs. Georgia (12/1/1955)
- 51 vs. Louisville (3/29/1985)

■ FREE THROW PCT. (MIN. 10 ATT.)

- 100.0 (17-17) at Cincinnati (12/18/2019)
- 100.0 (15-15) vs. Ole Miss (2/4/1967)
- 100.0 (14-14) vs. Florida (2/18/1987)
- 100.0 (11-11) at South Carolina (2/20/1999)
- 100.0 (10-10) vs. Tennessee Tech (11/6/2023)
- 100.0 (10-10) vs. Tennessee Tech (11/26/2021)
- 100.0 (10-10) at Georgia (2/11/1995)
- 100.0 (10-10) vs. Alabama (1/31/1981)

■ FREE THROW PCT. (MIN. 20 ATT.)

- 95.8 (23-24) vs. LSU (1/6/1999)
 - 95.8 (23-24) vs. Minnesota (12/17/1979)
 - 95.7 (22-23) at Mississippi State (1/6/1973)
 - 95.7 (22-23) vs. Mississippi State (2/6/1971)
 - 93.8 (30-32) vs. South Carolina (1/23/2016)
- * made first 23 attempts

■ TOTAL REBOUNDS

- 84 vs. Mexico (1/24/1966)
- 77 vs. Davidson (12/3/1959)
- 76 at Ole Miss (2/8/1965)
- 75 vs. Sewanee (1/20/1958)
- 73 vs. LSU (1/31/1966)
- 73 vs. Sewanee (12/15/1956)

■ OFFENSIVE REBOUNDS

- 28 vs. College of Charleston (12/31/2010)
- 28 vs. Elon (11/22/1999)
- 27 vs. Gonzaga (11/30/2008)
- 27 vs. Prairie View A&M (11/16/2007)
- 26 vs. UTEP (11/28/2013)

■ ASSISTS

- 34 vs. UNC Asheville (11/17/2009)
- 32 vs. UT-Chattanooga (11/15/2008)
- 31 vs. Tennessee Tech (11/25/1988)
- 30 vs. Tusculum College (1/4/2014)
- 30 vs. Middle Tennessee (11/20/2007)

■ BLOCKED SHOTS

- 15 vs. Pittsburgh (12/6/1998)
- 14 vs. Virginia (12/19/2000)
- 13 vs. UT-Chattanooga (11/24/1998)
- 12 vs. Tennessee Tech (12/29/1918)
- 12 vs. Southern Illinois (12/22/1999)

■ STEALS

- 22 vs. American-Puerto Rico (12/21/1999)
- 21 vs. North Carolina A&T (12/23/2009)
- 20 vs. Western Carolina (11/30/1998)
- 19 vs. Prairie View A&M (11/16/2007)
- 19 vs. St. Francis (12/17/1982)

■ TURNOVERS FORCED

(SINCE 1977-78)

- 40 vs. American-Puerto Rico (12/21/1999)
- 35 vs. East Carolina (11/20/2009)
- 34 vs. North Carolina A&T (12/23/2009)
- 34 at Chattanooga (12/4/2007)
- 32 vs. UNC Wilmington (11/14/2006)

■ TURNOVERS COMMITTED

(SINCE 1977-78)

- 39 at Memphis State (11/25/1989)
- 37 at LSU (2/23/1991)
- 33 vs. Kentucky (2/25/1997)
- 31 vs. Middle Tennessee (12/10/1999)
- 31 at Fordham (12/29/1978)

■ PERSONAL FOULS

- 38 vs. South Carolina (12/17/1959)
- 35 vs. Kentucky (2/2/1980)
- 35 at Wofford (2/7/1953)
- 34 vs. VCU (11/14/2014)
- 34 at Villanova (12/29/1950)

■ FEWEST POINTS

(SINCE 1944-45)

- 11 (11-6) vs. Temple (12/15/1973)
- 23 (23-14) at Alabama (1/11/1945)
- 24 (24-35) vs. Alabama (3/1/1946)
- 27 (27-48) vs. Oregon State (12/30/1964)
- 30 (30-56) at Marquette (12/5/1972)

■ FEWEST POINTS

(SHOT CLOCK ERA-1985-86 - PRESENT)

- 35 (35-43) at Auburn (1/15/1997)
- 36 (36-37) at Georgetown (11/30/2012)
- 38 (38-56) vs. Alabama (1/10/2015)
- 38 (38-46) at Virginia (12/5/2012)
- 40 (40-74) at Kentucky (1/4/1997)
- 40 (40-101) vs. Kentucky (3/12/1993)

■ FEWEST FIELD GOALS

- 3 vs. Temple (12/15/1973)
- 12 at Marquette (12/5/1972)
- 13 vs. Butler (11/22/2006)
- 13 vs. Kentucky (2/25/1997)
- 13 at Kentucky (2/16/1952)

■ FEWEST FIELD GOAL ATTEMPTS

- 10 vs. Temple (12/15/1973)
- 25 vs. Auburn (2/25/1963)
- 29 at Marquette (12/5/1972)
- 31 vs. East Tennessee State (12/9/1963)
- 32 vs. Ole Miss (1/6/1982)

■ FEWEST FREE THROWS MADE

- 1 vs. Ole Miss (2/5/1986)
- 1 vs. Alabama (1/26/1980)
- 1 vs. St. John's (12/27/1972)
- 2 at Vanderbilt (2/8/2023)
- 2 vs. Xavier (12/16/1978)
- 2 vs. Mississippi State (2/12/1983)
- 2 at Charlotte (12/17/2010)
- 2 vs. Arkansas (3/10/2011)

■ FEWEST

FREE THROWS ATTEMPTED

- 1 vs. Ole Miss (2/5/1986)
- 2 vs. Alabama (1/26/1980)
- 2 vs. St. John's (12/27/1972)
- 3 at Vanderbilt (2/8/2023)
- 3 vs. Mississippi State (1/3/2023)



■ FEWEST REBOUNDS

1. 10 vs. Vanderbilt (2/13/1982)
10 vs. Mississippi State (2/17/1982)
3. 13 at Florida (2/11/1981)
13 vs. Temple (12/15/1973)
5. 15 vs. Michigan (12/29/1984)

■ FEWEST TURNOVERS COMMITTED (SINCE 1977-78)

1. 4 vs. Creighton+ (3/29/2024)
4 vs. South Carolina (2/25/2023)
4 vs. Georgia (3/3/2018)
4 vs. Georgia (1/21/1978)
3. 5 (15x), last vs. Kansas (11/22/2023)
+ NCAA Tournament

■ FEWEST PERSONAL FOULS

1. 6 vs. Vanderbilt (2/17/1941)
6 vs. Auburn (2/23/1957)
3. 7 vs. Georgia Southern (12/12/2023)
7 vs. Presbyterian (11/30/2021)
7 vs. Texas A&M-Corpus Christi (12/2/2018)
7 vs. Temple (12/15/1973)
7 vs. Stanford (12/22/1956)

■ MARGIN OF VICTORY

1. +79 (121-42) vs. Mexico (1/24/1966)
- +75 (124-49) vs. UNC Asheville (11/17/2009)
- +69 (109-40) vs. Middle Tenn. (11/20/2007)
- +64 (83-19) vs. Carson-Newman (12/12/1915)
- +61 (80-19) vs. Johnson Bible (1/23/1915)
- +57 (101-44) vs. Ark.-Monticello (11/14/2007)
- +57 (95-38) vs. David Lipscomb (12/1/1954)
- +54 (94-40) vs. Alcorn State (12/4/2022)
- +54 (103-49) vs. Tennessee Tech (12/18/2020)
- +53 (92-39) vs. Sewanee (1/20/1958)

■ MARGIN OF DEFEAT

1. -61 (40-101) at Kentucky (3/12/1993)
- 55 (40-95) at Kentucky (2/16/1952)
- 54 (22-76) at Washington & Lee (2/17/1911)
-54 (8-62) at Central Univ. (2/18/1910)
- 49 (14-63) at Auburn (1/20/1928)

■ MARGIN OF SEC VICTORY*

1. +47 (102-55) vs. Ole Miss (1/8/1966)
- +46 (96-50) vs. Georgia (1/5/2019)
+46 (96-50) at Ole Miss (2/8/1965)
- +43 (85-42) at South Carolina (1/7/2023)
- +43 (116-73) vs. Florida (1/11/1979)

* regular season or SEC Tournament

■ MARGIN OF SEC DEFEAT*

1. -61 (40-101) at Kentucky (3/12/1993)
- 55 (40-95) at Kentucky (2/16/1952)
- 49 (14-63) at Auburn (1/20/1928)
- 43 (61-104) at Kentucky (3/5/1955)
- 40 (68-108) at Vanderbilt (1/8/1991)
-40 (50-90) vs. Kentucky (2/17/1996)

* regular season or SEC Tournament

■ MARGIN OF ROAD VICTORY*

1. +49 (89-40) at Sewanee (12/7/1957)
- +46 (96-50) at Ole Miss (2/8/1965)
- +43 (85-42) at South Carolina (1/7/2023)
- +40 (54-14) at Georgetown (KY) (2/4/1920)
- +37 (98-61) at Lincoln Memorial (12/7/1950)

* true road games only



On the night Tennessee clinched a share of the 2018 SEC regular-season championship (March 3, 2018), the Vols tied the program record for fewest turnovers in a game, committing only four during a 66-61 win over Georgia at Food City Center.

TEAM RECORDS: SEASON

■ GAMES

1.	37 (31-6)	2018-19
	37 (23-14)	2013-14
	37 (28-9)	2009-10
	37 (22-15)	1984-85
5.	36 (27-9)	2023-24
	36 (25-11)	2022-23
	36 (31-5)	2007-08

■ WINS

1.	31 (31-6)	2018-19
	31 (31-5)	2007-08
3.	28 (28-9)	2009-10
4.	27 (27-9)	2023-24
	27 (27-8)	2021-22

■ LOSSES

1.	22 (5-22)	1993-94
	22 (12-22)	1990-91
3.	19 (4-19)	1961-62
4.	17 (13-17)	1992-93
	17 (14-17)	2004-05

■ SEC WINS

1.	16 (16-2)	1976-77
2.	15 (15-3)	2018-19
	15 (15-3)	1966-67
4.	14 (14-4)	2023-24
	14 (14-4)	2021-22
	14 (14-2)	2007-08
	14 (14-4)	1975-76
	14 (14-4)	1971-72

■ SEC LOSSES

1.	15 (3-15)	1990-91
2.	14 (2-14)	1993-94
3.	13 (5-13)	1985-86

■ POINTS

1.	3035 (37 gms)	2018-19
2.	2946 (36 gms)	2007-08
3.	2836 (36 gms)	2023-24
4.	2831 (35 gms)	2006-07
5.	2759 (37 gms)	1984-85

■ POINTS PER GAME

1.	86.6 (2251/26 gms)	1974-75
2.	85.7 (2399/28 gms)	1976-77
3.	84.0 (2520/30 gms)	1988-89
4.	82.1 (2216/27 gms)	1975-76
5.	82.0 (3035/37 gms)	2018-19

■ FEWEST

POINTS ALLOWED

1.	1391 (25 gms)	1964-65
2.	1399 (24 gms)	1963-64
3.	1447 (22 gms)	1958-59
4.	1499 (26 gms)	1965-66
5.	1511 (28 gms)	1966-67

■ FEWEST POINTS ALLOWED PER GAME

1.	54.0 (1511/28 gms)	1966-67
2.	55.6 (1391/25 gms)	1964-65
3.	57.2 (1663/27 gms)	1996-97
4.	57.6 (1499/26 gms)	1965-66
5.	57.9 (2084/36 gms)	2022-23

■ FIELD GOALS MADE

1.	1106 (1106-2231)	2018-19
2.	1056 (1056-2064)	1984-85
3.	1053 (1053-2002)	1978-79
4.	1035 (1035-2258)	2007-08
5.	991 (991-2174)	2009-10

■ FIELD GOAL ATTEMPTS

1.	2258 (1035-2258)	2007-08
2.	2231 (1106-2231)	2018-19
3.	2223 (979-2223)	2023-24
4.	2189 (981-2189)	2006-07
5.	2174 (991-2174)	2009-10

■ FIELD GOAL PCT.

1.	.542 (792-1462)	1981-82
2.	.535 (984-1839)	1976-77
3.	.528 (927-1756)	1974-75
4.	.521 (1053-2022)	1978-79
5.	.518 (823-1590)	1980-81

■ FEWEST FGs ALLOWED

1.	531 (531-1341)	1958-59
2.	532 (532-1399)	1963-64
3.	548 (548-1456)	1959-60
4.	557 (557-1790)	1996-97
5.	569 (569-1381)	1966-67

■ FG PCT. DEFENSE

1.	.320 (561-1753)	1952-53
2.	.354 (649-1832)	1953-54
3.	.364 (579-1590)	1954-55
4.	.365 (588-1609)	1957-58
5.	.373 (707-1895)	2022-23

■ 3-POINT FGs MADE

1.	327 (327-896)	2006-07
2.	315 (315-915)	2023-24
3.	312 (312-875)	2007-08
4.	305 (305-848)	2021-22
5.	276 (276-840)	2022-23

■ 3-POINT FG ATTEMPTS

1.	915 (315-915)	2023-24
2.	896 (327-896)	2006-07
3.	875 (312-875)	2007-08
4.	848 (305-848)	2021-22
5.	840 (276-840)	2022-23

■ 3-POINT FG PCT.

1.	.3912 (196-501)	1989-90
2.	.3905 (198-507)	1992-93
3.	.389 (75-193)	1986-87
4.	.387 (264-683)	2005-06
5.	.385 (171-444)	1995-96

■ FREE THROWS MADE

1.	647 (647-851)	1984-85
2.	613 (613-852)	2013-14
3.	593 (593-872)	2000-01
4.	588 (588-807)	2016-17
5.	564 (564-856)	2007-08

■ FREE THROW ATTEMPTS

1.	872 (593-872)	2000-01
2.	856 (564-856)	2007-08
3.	852 (613-852)	2013-14
4.	851 (647-851)	1984-85
5.	830 (542-830)	2006-07

■ FREE THROW PCT.

1.	.792 (538-679)	1970-71
2.	.760 (647-851)	1984-85
3.	.758 (450-594)	1986-87
	.758 (450-594)	1971-72
5.	.757 (541-715)	2017-18

■ TOTAL REBOUNDS

1.	1424 (37 games)	2013-14
2.	1393 (37 gms)	2023-24
3.	1391 (37 gms)	2018-19
4.	1382 (36 gms)	2022-23
5.	1358 (36 gms)	2007-08

■ REBOUNDS PER GAME

1.	51.1 (1176/23 gms)	1957-58
2.	49.9 (1149/23 gms)	1959-60
3.	48.9 (1076/22 gms)	1958-59
4.	48.6 (1072/22 gms)	1956-57
5.	48.3 (1207/25 gms)	1964-65

■ OFFENSIVE REBOUNDS

1.	501 (37 games)	2013-14
	501 (36 games)	2007-08
3.	485 (34 games)	2008-09
4.	473 (35 games)	2006-07
5.	465 (33 games)	1999-2000

■ OFFENSIVE REBOUNDS PER GAME

1.	14.5 (465/32 gms)	1999-2000
2.	14.3 (485/34 gms)	2008-09
3.	13.9 (501/36 gms)	2007-08
4.	13.6 (464/34 gms)	2010-11
5.	13.54 (501/37 gms)	2013-14

■ REBOUND MARGIN

1.	+16.7	1964-65
2.	+13.4	1957-58
3.	+12.1	1965-66
4.	+9.5	1958-59
5.	+8.5	2013-14

■ TOTAL ASSISTS

1.	661 (37 gms)	2018-19
2.	637 (36 gms)	2007-08
3.	601 (36 gms)	2022-23
4.	600 (37 gms)	2023-24
5.	576 (35 gms)	2021-22

■ ASSISTS PER GAME

1.	18.82 (527/28 gms)	1976-77
2.	17.86 (550/35 gms)	2018-19
3.	17.69 (637/36 gms)	2007-08
4.	17.20 (516/32 gms)	1988-89
5.	17.19 (447/26 gms)	1974-75

■ TOTAL TURNOVERS (HIGH)

1.	615 (34 gms)	1990-91
2.	545 (33 gms)	1978-79
3.	528 (33 gms)	2000-01
4.	520 (33 gms)	1999-00
5.	507 (27 gms)	1996-97

■ TURNOVERS PER GAME (LOW)

1.	10.19 (367/36 gms)	2023-24
2.	10.49 (388/37 gms)	2013-14
3.	11.14 (412/37 gms)	2018-19
4.	11.18 (380/34 gms)	2015-16
5.	11.97 (431/36 gms)	2022-23

■ TURNOVERS FORCED PER GAME

1.	18.31 (641/35 gms)	2006-07
2.	18.25 (657/36 gms)	2007-08
3.	18.17 (545/30 gms)	2005-06
4.	18.14 (526/29 gms)	1997-98
5.	17.85 (589/33 gms)	1999-00

■ ASSIST/TURNOVER RATIO

1.	1.635 (600/367)	2023-24
2.	1.604 (661/412)	2018-19
3.	1.344 (637/474)	2007-08
4.	1.343 (576/429)	2021-22
5.	1.394 (601/431)	2022-23

■ TOTAL BLOCKS

1.	199 (37 gms)	2018-19
2.	193 (33 gms)	1999-00
3.	191 (33 gms)	2000-01
4.	190 (30 gms)	1998-99
5.	174 (31 gms)	2019-20
	174 (30 gms)	1997-98

■ BLOCKS PER GAME

1.	6.33 (190/30 gms)	1998-99
2.	6.00 (174/29 gms)	1997-98
3.	5.85 (193/33 gms)	1999-2000
4.	5.79 (191/33 gms)	2000-01
5.	5.61 (174/31 gms)	2019-20

■ TOTAL STEALS

1.	336	2006-07
2.	334	2007-08
3.	326	2021-22
4.	301	2005-06
5.	297	2022-23

■ STEALS PER GAME

1.	10.03 (301/30 gms)	2005-06
2.	9.73 (292/30 gms)	1988-89
3.	9.60 (336/35 gms)	2006-07
4.	9.31 (326/35 gms)	2021-22
5.	9.28 (334/36 gms)	2007-08



MULTI-FACETED CAREER ACHIEVEMENTS

■ 1,500 POINTS, 700 REBOUNDS

Player	Years	Pts.	Rebs.
Admiral Schofield	2015-19	1,570	704
Wayne Chism	2006-10	1,608	930
Vincent Yarbrough	1998-02	1,737	862
Dyron Nix	1985-89	1,877	944
Reggie Johnson	1976-80	2,103	920
Bernard King	1974-77	1,962	1,004
Carl Widseth	1952-56	1,683	937

■ 1,000 POINTS, 400 ASSISTS

Player	Years	Pts.	Assts.
Zakai Zeigler	2021-pres.	1,052	472
Santiago Vescovi	2019-24*	1,540	453
C.J. Watson	2002-06	1,424	577
Tony Harris	1997-01	1,588	509
Allan Houston	1989-93	2,801	460

*received an extra year of eligibility (COVID-19)

■ 1,000 POINTS, 500 REBOUNDS, 250 ASSISTS

Player	Years	Pts.	Rebs.	Assts.
Santiago Vescovi	2019-24*	1,540	598	453
Josiah-Jordan James	2019-24*	1,270	844	297
Vincent Yarbrough	1998-02	1,737	862	293
Allan Houston	1989-93	2,801	517	460

*received an extra year of eligibility (COVID-19)

■ 1,000 POINTS, 300 REBOUNDS, 300 ASSISTS

Player	Years	Pts.	Rebs.	Assts.
Santiago Vescovi	2019-24*	1,540	598	453
Lamonte Turner	2015-19	1,086	308	347
C.J. Watson	2002-06	1,424	438	577
Brandon Wharton	1995-99	1,651	392	315
Allan Houston	1989-93	2,801	517	460
Fred Jenkins	1983-87	1,139	377	388

■ 1,000 POINTS, 300 ASSISTS, 150 STEALS

Player	Years	Pts.	Assts.	Stls.
Zakai Zeigler	2021-pres.	1,052	472	181
Santiago Vescovi	2019-24*	1,540	453	212
C.J. Watson	2002-06	1,424	577	198
Brandon Wharton	1995-99	1,651	315	150
Fred Jenkins	1983-87	1,139	388	183

*received an extra year of eligibility (COVID-19)

MULTI-FACETED SINGLE-SEASON ACHIEVEMENTS

■ AVERAGED A DOUBLE-DOUBLE

Player	Year	PPG	RPG
Jarnell Stokes	2013-14	15.1	10.6
Ian Lockhart	1989-90	13.1	10.9
Dyron Nix	1986-87	14.1	10.1
Bernard King	1976-77	25.8	14.3
Bernard King	1975-76	25.2	13.0
Bernard King	1974-75	26.4	12.3
Don Johnson	1970-71	18.8	10.4
Tom Boerwinkle	1967-68	15.2	11.3
Tom Boerwinkle	1966-67	12.0	10.2
Austin "Red" Robbins	1965-66	17.1	12.6
Gene Tormohlen	1958-59	17.8	17.7
Dalen Showalter	1957-58	12.1	11.7
Gene Tormohlen	1957-58	16.2	16.7
Gene Tormohlen	1956-57	12.5	16.2
Carl Widseth	1955-56	21.8	12.2
Carl Widseth	1954-55	19.9	11.2
Carl Widseth	1953-54	19.2	11.1

■ 400 POINTS, 100 REBOUNDS, 100 ASSISTS

Player	Year	Pts.	Rebs.	Assts.
Zakai Zeigler	2023-24	424	101	218
Santiago Vescovi	2022-23	414	153	102
Kennedy Chandler	2021-22	473	110	161
Santiago Vescovi	2021-22	465	154	111
Jordan Bone	2018-19	498	118	215
Grant Williams	2018-19	696	278	117
Armani Moore	2015-16	403	251	134
Josh Richardson	2014-15	513	143	115
Trae Golden	2011-12	462	102	154
Tyler Smith	2008-09	590	196	114
Tyler Smith	2007-08	489	242	122
Allan Houston	1991-92	717	180	110
Allan Houston	1990-91	806	104	131
Lang Wiseman	1990-91	434	100	104
Terry Crosby	1978-79	450	130	101
Jimmy England	1970-71	577	111	146

■ 1,000 POINTS, 500 REBOUNDS, 125 BLOCKS

Player	Years	Pts.	Rebs.	Blks.
Grant Williams	2016-19	1,629	678	160
Wayne Chism	2006-10	1,608	930	152
Vincent Yarbrough	1998-02	1,737	862	131
Isiah Victor	1997-01	1,304	799	140
C.J. Black	1996-00	1,261	703	212
Dyron Nix	1985-89	1,877	944	142

■ 100 BLOCKS, 100 STEALS

Player	Years	Blks.	Stls.
Josiah-Jordan James	2019-24*	108	183
John Fulkerson	2016-22*	116	104
Armani Moore	2012-16	131	117
Wayne Chism	2006-10	152	121
Vincent Yarbrough	1998-02	131	211
Isiah Victor	1997-01	140	104
C.J. Black	1996-00	212	102
Dyron Nix	1985-89	142	138
Rob Jones	1982-86	112	115

*received an extra year of eligibility (COVID-19)

■ AVERAGED 20.0 PPG FOUR TIMES

Player	Years	Fr.	So.	Jr.	Sr.
Allan Houston	1989-93	20.3	23.7	21.1	22.3

■ AVERAGED 20.0 PPG THREE TIMES

Player	Years	Fr.	Yr. 1	Yr. 2	Yr. 3
Ernie Grunfeld	1973-77	23.8	25.3	22.8	
Bernard King	1974-77	26.4	25.2	25.8	

■ AVERAGED 10.0 PPG FOUR TIMES

Player	Years	Fr.	So.	Jr.	Sr.
Chris Lofton	2004-08	13.2	17.2	20.8	15.5
Tony Harris	1997-01	14.2	12.4	14.6	11.4
Brandon Wharton	1995-99	12.6	16.8	15.2	13.0
Allan Houston	1989-93	20.3	23.7	21.1	22.3
Fred Jenkins	1983-87	10.1	10.1	10.4	11.0
Reggie Johnson	1976-80	11.0	21.2	21.2	19.4
Ernie Grunfeld	1973-77	17.4	23.8	25.3	22.8
Carl Widseth	1952-56	15.3	19.2	19.9	21.8

■ 400 POINTS, 100 ASSISTS

Player	Year	Pts.	Assts.
Zakai Zeigler	2023-24	424	218
Santiago Vescovi	2022-23	414	102
Kennedy Chandler	2021-22	473	161
Santiago Vescovi	2021-22	465	111
Jordan Bone	2018-19	498	215
Grant Williams	2018-19	696	117
Armani Moore	2015-16	403	134
Josh Richardson	2014-15	513	115
Trae Golden	2011-12	462	154
Tyler Smith	2008-09	590	114
Tyler Smith	2007-08	489	122
C.J. Watson	2005-06	458	117
Tony Harris	1999-2000	481	134
Allan Houston	1991-92	717	110
Allan Houston	1990-91	806	131
Lang Wiseman	1990-91	434	104
Allan Houston	1989-90	609	127
Michael Brooks	1984-85	630	132
Terry Crosby	1978-79	450	101
Jimmy England	1970-71	577	146

■ 500 POINTS, 300 REBOUNDS

Player	Year	Pts.	Rebs.
Jarnell Stokes	2013-14	558	392
Bernard King	1976-77	672	371
Bernard King	1975-76	629	325
Bernard King	1974-75	661	308

■ 40 BLOCKS, 40 STEALS

Player	Year	Blks.	Stls.
Grant Williams	2018-19	55	42
Wayne Chism	2009-10	48	41
Dyron Nix	1988-89	40	51
Rob Jones	1984-85	47	40

■ AVERAGED A DOUBLE-DOUBLE

Player	Years	PPG	RPG
Bernard King	1974-77	25.8	13.2
Austin "Red" Robbins	1964-66	14.0	10.9
Dalen Showalter	1957-60	13.1	10.3
Gene Tormohlen	1956-59	15.5	16.9
Carl Widseth	1952-56	19.1	10.6

■ AVERAGED 10.0 PPG, 5.0 RPG, 2.0 APG

Player	Years	PPG	RPG	APG
Grant Williams	2016-19	15.7	6.5	2.1
Tyler Smith	2007-10	14.9	6.0	3.4
Vincent Yarbrough	1998-02	13.7	6.8	2.3
Ernie Grunfeld	1973-77	22.3	6.6	2.4
Bernard King	1974-77	25.8	13.2	2.1

■ FOUR SEASONS WITH 300 POINTS

Player	Years	Fr.	So.	Jr.	Sr.
Wayne Chism	2006-10	317	357	467	467
Chris Lofton	2004-08	410	517	645	559
Tony Harris	1997-01	384	371	481	352
Brandon Wharton	1995-99	366	454	441	390
Allan Houston	1989-93	609	806	717	669
Tony White	1983-87	313	573	622	711
Reggie Johnson	1976-80	308	573	698	524
Ernie Grunfeld	1973-77	453	475	683	638
Carl Widseth	1952-56	322	422	417	522

■ MULTIPLE 500-POINT SEASONS

Player	Years	Fr.	So.	Jr.	Sr.
Grant Williams	2016-19	-	531	696	n/a
Jordan McRae	2010-14	-	-	518	692
Chris Lofton	2004-08	-	517	645	559
JaJuan Smith	2004-08	-	-	533	519
Allan Houston	1989-93	609	806	717	669
Dyron Nix	1986-89	-	-	644	649
Tony White	1983-87	-	573	622	711
Dale Ellis	1979-83	-	513	635	724
Reggie Johnson	1976-80	-	573	698	524
Ernie Grunfeld	1973-77	-	-	683	638
Bernard King	1974-77	661	629	672	-

■ AVERAGED 10.0 PPG, 4.0 RPG, 3.0 APG

Player	Year	PPG	RPG	APG
Santiago Vescovi	2022-23	12.5	4.6	3.1
Santiago Vescovi	2021-22	13.3	4.4	3.2
Grant Williams	2018-19	18.8	7.5	3.2
Armani Moore	2015-16	12.2	7.6	4.1
Josh Richardson	2014-15	16.0	4.5	3.6
Tyler Smith*	2009-10	11.7	4.7	3.7
Tyler Smith	2008-09	17.4	5.8	3.4
Tyler Smith	2007-08	13.6	6.7	3.4
C.J. Watson	2003-04	11.5	4.2	5.0
Allan Houston	1992-93	22.3	4.8	3.1
Allan Houston	1991-92	21.1	5.3	3.2
Terry Crosby	1978-79	14.1	4.1	3.2
Bernard King	1976-77	25.8	14.3	3.2
Jimmy England	1970-71	20.6	4.0	5.2

*Smith only played 12 games during the 2009-10 season

■ AVERAGED 10.0 PPG, 5.0 APG

Player	Year	PPG	APG
Zakai Zeigler	2023-24	11.8	6.1
Zakai Zeigler	2022-23	10.7	5.4
Lamonte Turner*	2019-20	12.3	7.1
Jordan Bone	2018-19	13.5	5.8
C.J. Watson	2004-05	11.9	5.0
C.J. Watson	2003-04	11.5	5.0
Fred Jenkins	1986-87	11.0	5.3
Johnny Darden	1977-78	10.5	8.4
Jimmy England	1970-71	20.6	5.2

*Turner only played 11 games during the 2019-20 season

SCORING

POINTS SCORED

ALL 200 30-POINT OUTINGS ARE LISTED

■ GAME

1. 51 Tony White vs. Auburn (2/14/1987)
2. 50 Ron Widby vs. LSU (3/4/1967)
3. 49 Tony White vs. Florida St. in Orlando (12/30/1986)
4. 47 Carl Widseth at Auburn (2/25/1956)
5. 43 Grant Williams at Vanderbilt (1/23/2019)
4. Allan Houston vs. LSU (2/10/1990)
- 43 Ernie Grunfeld at Kentucky (1/10/1976)
- 43 Reggie Johnson vs. Florida (2/6/1980)
- 43 Bernard King vs. Florida (1/17/1976)
10. 42 Bernard King at Georgia (2/19/1975)
- 42 Bernard King vs. UW-Milwaukee (1/30/1974)
12. 41 Bernard King at Georgia (2/26/1977)
- 41 Lum Reeder vs. Maryville (1/17/1914)
14. 40 Dalton Knecht vs. Kentucky (3/9/2024)
- 40 Bernard King vs. Vermont (12/31/1974)
- 40 Dyron Nix vs. Tenn. Tech (11/25/1988)
17. 39 Dalton Knecht vs. Auburn (28/28/2024)
- 39 Dalton Knecht vs. Florida (1/16/2024)
- 39 Tony White vs. Southern Cal (12/27/1986)
- 39 Dale Ellis vs. Oklahoma City (12/22/1982)
- 39 Bernard King vs. Army (12/19/1975)
22. 38 Ron Slay vs. New Mexico (1/4/2003)
- 38 Dyron Nix vs. Alabama (3/2/1988)
- 38 Dale Ellis at Alabama (1/30/1982)
25. 37 Dalton Knecht vs. Purdue in Detroit (3/31/2024)
- 37 Dalton Knecht at North Carolina (11/29/2023)
- 37 Grant Williams at Vanderbilt (1/9/1981)
- 37 Allan Houston at Oregon St. (12/22/1990)
- 37 Allan Houston at Ole Miss (2/14/1990)
- 37 Ernie Grunfeld vs. South Florida (11/27/1976)
- 37 Ernie Grunfeld vs. Georgia (3/6/1976)
- 37 Bernard King at Tulane (12/29/1975)
- 37 Bernard King vs. Alabama (1/31/1976)
- 37 Bernard King at Ole Miss (2/10/1975)
- 37 Ernie Grunfeld vs. Miss. State (2/24/1975)
36. 36 Dalton Knecht at Georgia (13/3/2024)
- 36 Kevin Punter Jr. vs. South Carolina (1/23/2016)
- 36 Allan Houston vs. Georgia (3/6/1993)
- 36 Allan Houston vs. Kentucky (1/21/1992)
- 36 Allan Houston vs. Wichita St. in Honolulu (12/27/1990)
- 36 Reggie Johnson vs. Georgia (2/10/1979)
- 36 Bernard King vs. Kentucky (3/5/1977)
- 36 Ernie Grunfeld vs. Penn in New Orleans (12/28/1975)
- 36 Ernie Grunfeld at Tulane (12/29/1975)
- 36 Ernie Grunfeld vs. VMI in Charlotte (3/13/1976)
- 36 Ernie Grunfeld vs. Ole Miss (7/11/1975)
- 36 Mike Edwards vs. UC Irvine (12/1/1971)
48. 35 Jordan McRae at Georgia (3/2/2013)
- 35 Chris Lofton vs. Texas (12/23/2006)
- 35 Tony White vs. Ole Miss (1/31/1987)
- 35 Dale Ellis vs. Auburn (2/22/1983)
- 35 Bernard King vs. Ole Miss (2/14/1977)
- 35 Bill Justus vs. Georgia (1/11/1969)
- 35 Ron Widby at Miss. State (3/6/1967)
- 35 Austin "Red" Robbins vs. Georgia (2/7/1966)
- 35 Danny Schultz at Vanderbilt (2/15/1964)
57. 34 Jordan McRae vs. Arkansas (1/22/2014)
- 34 Jordan McRae vs. LSU (2/19/2013)
- 34 Chris Lofton vs. Memphis (12/6/2006)
- 34 Isaiah Victor at Auburn (1/6/2001)
- 34 Greg Bell vs. New Mexico (12/5/1989)
- 34 Allan Houston at LSU (1/8/1990)
- 34 Tony White vs. Texas A&M (12/7/1985)
- 34 Tony White vs. LSU (1/11/1986)
- 34 Tony White vs. Auburn (2/8/1986)
- 34 Michael Brooks vs. Kentucky (1/27/1985)
- 34 Howard Wood vs. Iowa in Las Vegas (12/30/1977)
- 34 Bernard King vs. Michigan (12/7/1974)
- 34 Bill Justus vs. Ohio in New York (3/17/1969)
- 34 Tommy Wilson vs. Kentucky (1/15/1962)
- 34 Ed Weiner vs. Florida (2/5/1955)
72. 33 Chris Lofton at Georgia (2/11/2006)
- 33 Scooter McFadgon vs. Kentucky (1/20/2004)
- 33 Ron Slay vs. Georgia (2/8/2003)
- 33 Allan Houston vs. Middle Tenn. (12/5/1991)
- 33 Allan Houston vs. UAB (3/18/1992)
- 33 Allan Houston at Auburn (2/19/1991)
- 33 Dyron Nix vs. Mississippi State (2/8/1989)
- 33 Dale Ellis vs. LSU (3/11/1983)
- 33 Howard Wood vs. Alabama (12/19/1979)
- 33 Mike Jackson vs. Seton Hall in Salt Lake City (12/11/1976)
- 33 Ernie Grunfeld at LSU (1/15/1977)
- 33 Bernard King at LSU (1/26/1976)
- 33 Bernard King at Mississippi State (3/1/1976)

- 33 Bernard King vs. Georgia (3/8/1975)
86. 32 Dalton Knecht at Vanderbilt (1/27/2024)
- 32 Trae Golden at Texas A&M (2/23/2013)
- 32 Jeronne Maymon vs. Memphis in Maui (11/22/2011)
- 32 Scotty Hopson vs. Georgia (2/19/2011)
- 32 JaJuan Smith vs. Arkansas (2/13/2008)
- 32 JaJuan Smith vs. Middle Tenn. (11/20/07)
- 32 Chris Lofton vs. Western Ky. (12/16/2006)
- 32 Corey Allen vs. LSU (3/13/1992)
- 32 Allan Houston at NC State (1/27/1992)
- 32 Allan Houston vs. LSU (1/22/1991)
- 32 Lang Wiseman vs. LSU (1/22/1991)
- 32 Dyron Nix vs. UT-Chattanooga (12/3/1988)
- 32 Tony White vs. Kentucky (1/10/1987)
- 32 Tony White vs. Vanderbilt (2/4/1987)
- 32 Tony White vs. Georgia (2/28/1987)
- 32 Terry Crosby at Alabama (2/11/1978)
- 32 Reggie Johnson at Auburn (3/6/1978)
- 32 Bernard King vs. Xavier (12/21/1976)
- 32 Bernard King vs. Auburn (1/8/1977)
- 32 Ernie Grunfeld vs. Georgia (2/1/1977)
- 32 Ernie Grunfeld vs. Kentucky (2/7/1976)
- 32 Bernard King vs. Missouri in St. Petersburg (12/21/1974)
- 32 Don Johnson at Vanderbilt (3/1/1971)
- 32 A.W. Davis at Georgia (1/18/1965)
- 32 Danny Schultz at Virginia Tech (12/21/1963)
- 32 Danny Schultz vs. Duke in Greensboro (1/25/1964)
- 32 Bill Jarvis vs. South Carolina (12/21/1954)
- 32 Carl Widseth vs. Kentucky (1/23/1954)
114. 31 Dalton Knecht vs. South Carolina (3/6/2024)
- 31 Grant Williams vs. Louisiana (11/9/2018)
- 31 Kevin Punter Jr. at Auburn (1/2/2016)
- 31 Kevin Punter Jr. vs. UNC Asheville (11/13/2015)
- 31 Jordan McRae at Missouri (2/15/2014)
- 31 Chris Lofton at Arkansas (2/24/2007)
- 31 Chris Lofton at La-Lafayette (11/27/2006)
- 31 Chris Lofton at Kentucky (2/7/2006)
- 31 Scooter McFadgon vs. Georgia (1/7/2004)
- 31 Scooter McFadgon vs. Wofford (11/21/2003)
- 31 Ron Slay vs. Gardner-Webb (11/22/2002)
- 31 Steve Hamer vs. Alabama (3/7/1996)
- 31 Allan Houston at Kentucky (1/9/1993)
- 31 Allan Houston vs. S. Carolina (1/6/1993)
- 31 Allan Houston vs. Tenn. Tech (12/3/1992)
- 31 Allan Houston at Ole Miss (1/26/1991)
- 31 Allan Houston vs. Fordham (12/29/1989)
- 31 Greg Bell vs. LSU (2/10/1990)
- 31 Allan Houston at Vanderbilt (3/19/1990)
- 31 Allan Houston at Alabama (2/24/1990)
- 31 Dyron Nix vs. Ole Miss (2/15/1989)
- 31 Dyron Nix at Ole Miss (2/6/1988)
- 31 Dyron Nix at Vanderbilt (2/10/1988)
- 31 Tony White vs. LSU (1/8/1987)
- 31 Tony White at Vanderbilt (1/15/1986)
- 31 Dale Ellis at Kentucky (2/27/1983)
- 31 Dale Ellis vs. Ole Miss (3/5/1981)
- 31 Howard Wood vs. Arizona St. (12/15/1979)
- 31 Reggie Johnson vs. Alabama (1/6/1979)
- 31 Reggie Johnson vs. Auburn (2/7/1979)
- 31 Reggie Johnson vs. San Francisco in Tempe (12/2/1977)
- 31 Bernard King vs. La Salle (12/17/1976)
- 31 Bernard King vs. Florida (1/10/1977)
- 31 Bernard King at LSU (1/15/1977)
- 31 Bernard King vs. UCLA in Atlanta (1/30/1977)
- 31 Len Kosmalski vs. South Florida (12/10/1973)
- 31 Ron Widby vs. Furman (1/3/1967)
- 31 Ron Widby at LSU (2/6/1967)
- 31 Orb Bowling vs. Vanderbilt (1/6/1962)
- 31 Len Ammerman vs. Kentucky (1/19/1957)
- 31 Herman Thompson vs. Colgate in Charlotte (12/21/1955)
- 31 Herman Thompson at Alabama (2/27/1956)
- 31 Carl Widseth vs. Georgia (2/25/1953)
157. 30 Jaden Springer vs. Georgia (2/10/2021)
- 30 Admiral Schofield vs. Gonzaga in Phoenix (12/9/2018)
- 30 Grant Williams vs. Georgia (2/11/2017)
- 30 Grant Williams vs. Lipscomb (12/15/2016)
- 30 Josh Richardson vs. Miss. State (2/3/2015)
- 30 Wayne Chism vs. S. Carolina (2/6/2010)
- 30 Tyler Smith vs. Vanderbilt (2/14/2009)
- 30 Chris Lofton vs. Fordham in Nashville (11/13/2006)
- 30 Chris Lofton at Arkansas (2/26/2005)
- 30 Marcus Haislip at Alabama (2/16/2002)
- 30 Steve Hamer vs. Vanderbilt (2/24/1996)
- 30 Steve Hamer vs. Auburn (1/3/1996)
- 30 Allan Houston vs. Furman (12/30/1991)
- 30 Allan Houston vs. Vanderbilt (2/9/1991)
- 30 Allan Houston at Georgia (1/27/1990)
- 30 Allan Houston at Auburn (2/3/1990)

- 30 Dyron Nix vs. Ole Miss (1/6/1988)
- 30 Tony White vs. Vanderbilt (3/5/1987)
- 30 Tony White vs. Georgia (1/30/1986)
- 30 Tony White vs. Florida (2/5/1985)
- 30 Michael Brooks vs. Florida (2/5/1985)
- 30 Anthony Richardson vs. Louisville in New York (3/29/1985)
- 30 Tony White vs. Florida in Nashville (3/8/1984)
- 30 Dale Ellis vs. New Orleans (12/11/1982)
- 30 Dale Ellis vs. Vanderbilt (2/19/1983)
- 30 Dale Ellis vs. Florida (2/19/1983)
- 30 Gary Carter vs. Florida (1/14/1981)
- 30 Mike Jackson at LSU (1/15/1977)
- 30 Ernie Grunfeld vs. Ole Miss (2/21/1976)
- 30 Bernard King vs. Ole Miss (2/21/1976)
- 30 Bernard King at Alabama (1/6/1975)
- 30 Bernard King at Mississippi State (1/25/1975)
- 30 John Snow vs. Georgia (2/2/1974)
- 30 Mike Edwards vs. Mississippi State (1/8/1972)
- 30 Len Kosmalski at Kentucky (1/22/1972)
- 30 Mike Edwards at Vanderbilt (2/7/1972)
- 30 Jimmy England vs. LSU (2/23/1970)
- 30 Carl Widseth vs. Boston U. in Charlotte (12/19/1955)
- 30 Ed Weiner vs. Washington & Lee (12/3/1954)
- 30 Carl Widseth at Ole Miss (2/14/1955)
- 30 Ed Weiner vs. Mississippi State (2/13/1954)
- 30 Ed Weiner vs. Ole Miss (2/15/1954)
- 30 Ed Weiner at Vanderbilt (12/30/1952)

30-POINT GAMES BY PLAYER (200 total)

- 27 - Bernard King
- 23 - Allan Houston
- 16 - Tony White
- 12 - Ernie Grunfeld
- 9 (x2) - Dale Ellis, Chris Lofton
- 8 (x2) - Dalton Knecht, Dyron Nix
- 6 - Reggie Johnson
- 5 (x3) - Ed Weiner, Carl Widseth, Grant Williams
- 4 (x2) - Jordan McRae, Ron Widby
- 3 (x7) - Mike Edwards, Steve Hamer, Scooter McFadgon, Kevin Punter Jr., Danny Schultz, Ron Slay, Howard Wood
- 2 (x7) - Greg Bell, Michael Brooks, Mike Jackson, Bill Justus, Len Kosmalski, JaJuan Smith, Herman Thompson
- 1 (x24) - Corey Allen, Leon Ammerman, Orb Bowling, Gary Carter, Wayne Chism, Terry Crosby, A.W. Davis, Jimmy England, Trae Golden, Marcus Haislip, Scotty Hopson, Bill Jarvis, Don Johnson, Jeronne Maymon, Lum Reeder, Anthony Richardson, Josh Richardson, Admiral Schofield, Tyler Smith, John Snow, Jaden Springer, Isaiah Victor, Tommy Wilson, Lang Wiseman

35-POINT GAMES BY PLAYER (56 total)

- 12 - Bernard King
- 8 - Ernie Grunfeld
- 6 (x2) - Allan Houston, Dalton Knecht
- 4 - Tony White
- 3 - Dale Ellis
- 2 (x4) - Reggie Johnson, Dyron Nix, Ron Widby, Grant Williams
- 1 (x9) - Mike Edwards, Bill Justus, Chris Lofton, Jordan McRae, Kevin Punter Jr., Lum Reeder, Danny Schultz, Ron Slay, Carl Widseth

40-POINT GAMES BY PLAYER (16 total)

- 5 - Bernard King
- 2 - Tony White
- 1 (x9) - Ernie Grunfeld, Allan Houston, Reggie Johnson, Dalton Knecht, Dyron Nix, Lum Reeder, Ron Widby, Carl Widseth, Grant Williams

OPPONENT POINTS SCORED

ALL 12 40-POINT OUTINGS ARE LISTED

1. 54 Jodie Meeks vs. Kentucky (1/13/2009)
2. 50 Chris Jackson, at LSU (2/11/1989)
3. 49 Chris Jackson, vs. LSU (2/10/1990)
4. 48 Donnie Kessinger, vs. Ole Miss (2/12/1962)
5. 46 Kevin Thomas, vs. Boston U. in Charlotte (12/19/1955)
6. 44 Jerry West, vs. West Virginia (12/29/1958)
7. 42 Melvin Turpin, vs. Kentucky (1/31/83)
- 42 Cliff Hagan, vs. Kentucky in Louisville (3/1/1952)
9. 40 Zach Edey, vs. Purdue in Detroit (3/31/2024)
- 40 Rudy Macklin, at LSU (1/15/77)
- 40 Cliff Luyk, at Florida (2/5/62)
- 40 Joe Gibbon, at Ole Miss (2/11/57)

■ SEASON

ALL 600-POINT SEASONS ARE LISTED

1.	806	Allan Houston (34 games) - 1990-91
2.	780	Dalton Knecht (36 games) - 2023-24
3.	724	Dale Ellis (32 games) - 1982-83
4.	717	Allan Houston (34 games) - 1991-92
5.	711	Tony White (29 games) - 1986-87
6.	698	Reggie Johnson (33 games) - 1978-79
7.	696	Grant Williams (37 games) - 2018-19
8.	692	Jordan McRae (37 games) - 2013-14
9.	683	Ernie Grunfeld (27 games) - 1975-76
10.	672	Bernard King (26 games) - 1976-77
11.	669	Allan Houston (30 games) - 1992-93
12.	661	Bernard King (25 games) - 1974-75
13.	649	Dyron Nix (30 games) - 1988-89
14.	645	Chris Lofton (31 games) - 2006-07
15.	644	Dyron Nix (29 games) - 1987-88
16.	638	Ernie Grunfeld (28 games) - 1976-77
17.	635	Dale Ellis (30 games) - 1981-82
18.	630	Michael Brooks (37 games) - 1984-85
19.	629	Bernard King (25 games) - 1975-76
20.	622	Tony White (28 games) - 1985-86
21.	619	Ron Widby (28 games) - 1966-67
22.	616	Ron Slay (29 games) - 2002-03
23.	610	Admiral Schofield (37 games) - 2018-19
24.	609	Allan Houston (30 games) - 1989-90

■ CAREER

1.	2801	Allan Houston (128 games) - 1989-93
2.	2249	Ernie Grunfeld (101 games) - 1973-77
3.	2219	Tony White (127 games) - 1983-87
4.	2131	Chris Lofton (128 games) - 2004-08
5.	2103	Reggie Johnson (115 games) - 1976-80
6.	2065	Dale Ellis (118 games) - 1979-83
7.	1962	Bernard King (76 games) - 1974-77
8.	1877	Dyron Nix (113 games) - 1985-89
9.	1737	Vincent Yarbrough (127 games) - 1998-02
10.	1683	Carl Widseth (88 games) - 1952-56
11.	1651	Brandon Wharton (115 games) - 1995-99
12.	1629	Grant Williams (104 games) - 2016-19
13.	1608	Wayne Chism (142 games) - 2006-10
14.	1600	Michael Brooks (127 games) - 1980-83, 84-85
15.	1588	Tony Harris (121 games) - 1997-01

SCORING AVERAGE

■ SEASON

1.	26.4	Bernard King (661/25 games) - 1974-75
2.	25.8	Bernard King (672/26 games) - 1976-77
3.	25.3	Ernie Grunfeld (683/27 games) - 1975-76
4.	25.2	Bernard King (629/25 games) - 1975-76
5.	24.5	Tony White (711/29 games) - 1986-87
6.	23.8	Ernie Grunfeld (475/20 games) - 1974-75
7.	23.7	Allan Houston (806/34 games) - 1990-91
8.	22.8	Ernie Grunfeld (638/28 games) - 1976-77
9.	22.6	Dale Ellis (724/32 games) - 1982-83
10.	22.3	Allan Houston (669/30 games) - 1992-93
11.	22.214	Tony White (622/28 games) - 1985-86
12.	22.207	Dyron Nix (644/29 games) - 1987-88
13.	22.192	Kevin Punter Jr. (577/26 games) - 2015-16
14.	22.1	Ron Widby (619/28 games) - 1966-67
15.	21.8	Carl Widseth (522/24 games) - 1955-56

■ CAREER

1.	25.8	Bernard King (1962/76 games) - 1974-77
2.	22.3	Ernie Grunfeld (2249/101 games) - 1973-77
3.	21.9	Allan Houston (2801/128 games) - 1989-93
4.	21.7	Dalton Knecht (780/36 games) - 2023-24
5.	19.1	Carl Widseth (1683/88 games) - 1952-56
6.	18.3	Reggie Johnson (2103/115 games) - 1976-80
7.	18.1	Ron Widby (1432/79 games) - 1964-67
8.	17.7	Len Kosmalski (1202/68 games) - 1971-74
9.	17.50	Dale Ellis (2065/118 games) - 1979-83
10.	17.47	Tony White (2219/127 games) - 1983-87
11.	17.44	Mike Edwards (1343/77 games) - 1970-73
12.	17.37	Jimmy England (1407/81 games) - 1968-71
13.	17.25	A.W. Davis (1225/71 games) - 1962-65

14.	17.16	Danny Schultz (772/45 games) - 1962-64
15.	17.09	Chris Lofton (1572/92 games) - 2004-07

MOST POINTS SCORED

■ BY CLASS

Freshman - 661, Bernard King (25 games) - 1974-75
 Sophomore - 806, Allan Houston (34 games) - 1990-91
 Junior - 717, Allan Houston (34 games) - 1991-92
 Senior - 724, Dale Ellis (32 games) - 1982-83
 Fifth-Year - 780, Dalton Knecht (36 games) - 2023-24

■ BY CAREER

4-Year Career - 2801, Allan Houston (128 games) - 1989-93
 3-Year Career - 1962, Bernard King (76 games) - 1974-77
 2-Year Career - 905, Kevin Punter Jr. (58 games) - 2014-16
 1-Year Career - 780, Dalton Knecht (36 games) - 2023-24
 1-Year Freshman Career - 521, Tobias Harris (34 games) - 2010-11

■ OFF THE BENCH (GAME)

1.	33	Scooter McFadgon vs. Kentucky (1/20/2004)
	33	Howard Wood vs. Alabama (12/19/1979)
3.	32	Corey Allen vs. LSU (3/13/1992)
4.	31	Howard Wood vs. Arizona State (12/15/1979)
5.	29	Carlus Groves vs. Auburn (1/25/1992)
	29	Greg Bell vs. Florida State (12/19/1987)
7.	28	Tony White vs. Mississippi State (2/23/1985)
8.	27	Tony White vs. Georgia (3/2/1985)
9.	26	Jordan McRae vs. Memphis (1/4/2013)
	26	Lang Wiseman at South Carolina (2/10/1993)
	26	Howard Wood vs. Minnesota (12/17/1979)

■ CONSECUTIVELY

ALL 13-POINT STREAKS ARE LISTED

1.	18	Yemi Makanjuola vs. The Citadel (12/29/2011)
	*18	Reggie Johnson vs. Ole Miss (1/27/1979)
3.	15	Wayne Chism vs. South Carolina (2/6/2010)
	15	Tony White vs. SW Louisiana (3/20/1985)
5.	14	Dalton Knecht vs. Florida (1/16/2024)
	14	Admiral Schofield vs. Arkansas (1/15/2019)
	14	Cameron Tatum vs. Gonzaga (1/7/2009)
	14	Isiah Victor at Florida (1/18/2000)
	14	Ernie Grunfeld vs. Florida (1/17/1976)
	14	A.W. Davis at ETSU (12/9/1963)
11.	*13	Dalton Knecht vs. South Carolina (1/30/2024)
	13	Dalton Knecht vs. Purdue in Detroit (3/31/2024)
	13	Olivier Nkamhoua vs. Duke (3/18/2023)
	13	Detrick Mostella at ETSU (12/22/2016)
	13	Brandon Wharton vs. Auburn (3/6/1997)

* Tennessee's first 18 points of the game

* Tennessee's final 13 points of the game

SCORING AVERAGE

■ BY CLASS

Freshman - 26.4, Bernard King (25 games) - 1974-75
 Sophomore - 25.2, Bernard King (25 games) - 1975-76
 Junior - 25.8, Bernard King (26 games) - 1976-77
 Senior - 24.5, Tony White (29 games) - 1986-87

■ BY CAREER

4-Year Career - 22.3, Ernie Grunfeld (101 games) - 1973-77
 3-Year Career - 25.8, Bernard King (76 games) - 1974-77
 2-Year Career - 17.2, Danny Schultz (45 games) - 1962-64
 1-Year Career - 21.7, Dalton Knecht (36 games), 2023-24
 1-Year Freshman Career - 15.3, Tobias Harris (34 games) - 2010-11

MISCELLANEOUS

■ MOST POINTS IN A FRESHMAN DEBUT

1.	42	Bernard King vs. Wis.-Milwaukee (11/30/1974)
2.	29	Ed Gray vs. UT Martin (11/26/1993)
3.	28	Ernie Grunfeld vs. North Texas State (11/30/1973)
4.	24	Dan Federmann vs. Rollins (11/29/1980)
5.	23	Cornelius Jackson vs. Morehead State (11/24/1996)

OUTLOOK

PLAYERS

STAFF

REVIEW

RESULTS

RECORDS

HONORS

POSTSEASON

VOLMANAC

MEDIA INFO



SCORING (cont.)

MOST POINTS IN A TENNESSEE DEBUT

- 1. 42 Bernard King vs. Wis.-Milwaukee (11/30/1974)
- 2. 31 Scooter McFadgon vs. Wofford (11/21/2003)
- 3. 29 Ed Gray vs. UT-Martin (11/26/1993)
- 4. 28 Ernie Grunfeld vs. North Texas State (11/30/1973)
- 5. 24 Dan Federmann vs. Rollins (11/29/1980)

BACK-TO-BACK 35-POINT PERFORMANCES

Dalton Knecht: 36 at Georgia (1/13/2024) and 39 vs. Florida (1/16/2024)

Allan Houston: 37 at Oregon State (12/22/1990) and 36 vs. Wichita State in Honolulu (12/27/1990)

Allan Houston: 43 vs. LSU (2/10/1990) and 37 at Ole Miss (2/14/1990)

Bernard King: 41 at Georgia (2/26/1977) and 36 vs. Kentucky (3/5/1977)

Ernie Grunfeld: 37 vs. Georgia (3/6/1976) and 36 vs. VMI in Charlotte in NCAA Tournament (3/13/1976)

Ernie Grunfeld: 36 vs. Penn in New Orleans (12/28/1975) and 36 at Tulane (12/29/1975)

Ron Widby: 50 vs. LSU (3/4/1967) and 35 at Mississippi State (3/6/1967)

MULTIPLE 30-POINT SCORERS IN SAME GAME

Allan Houston (32) and Lang Wiseman (32) vs. LSU (1/22/1991)

Allan Houston (43) and Greg Bell (31) vs. LSU (2/10/1990)

Tony White (30) and Michael Brooks (30) vs. Florida (2/5/1985)

THREE: Ernie Grunfeld (33), Bernard King (31) and Mike Jackson (30) at LSU (1/15/1977)

Ernie Grunfeld (30) and Bernard King (30) vs. Ole Miss (2/21/1976)

Bernard King (37) and Ernie Grunfeld (36) at Tulane (12/29/1975)

MOST 30-POINT GAMES IN A CAREER

ALL PLAYERS WITH AT LEAST FOUR ARE LISTED

- 1. 26 Bernard King (76 games) - 1974-77
- 2. 23 Allan Houston (128 games) - 1989-93
- 3. 16 Tony White (127 games) - 1983-87
- 4. 12 Ernie Grunfeld (101 games) - 1973-77
- 5. 9 Chris Lofton (128 games) - 2004-08
- 9 Dale Ellis (118 games) - 1979-83
- 7. 8 Dalton Knecht (36 games) - 2023-24

- 8 Dyron Nix (113 games) - 1985-89
- 9. 6 Reggie Johnson (115 games) - 1976-80
- 10. 5 Grant Williams (104 games) - 2016-19
- 5 Ed Weiner (73 games) - 1951-55
- 5 Carl Widseth (88 games) - 1952-56
- 11. 4 Jordan McRae (114 games) - 2010-14
- 4 Ron Widby (79 games) - 1964-67

MOST 30-POINT GAMES IN A SEASON

ALL PLAYERS WITH AT LEAST FOUR ARE LISTED

- 1. 10 Bernard King - 1974-75
- 2. 9 Tony White - 1986-87
- 9 Bernard King - 1976-77
- 4. 8 Dalton Knecht - 2023-24
- 8 Allan Houston - 1989-90
- 6 Dale Ellis - 1982-83
- 6 Ernie Grunfeld - 1975-76
- 6 Bernard King - 1975-76
- 6 Allan Houston - 1990-91
- 6 Chris Lofton - 2006-07
- 11. 5 Allan Houston - 1991-92
- 5 Tony White - 1985-86
- 13. 4 Allan Houston - 1992-93
- 4 Dyron Nix - 1988-89
- 4 Dyron Nix - 1987-88
- 4 Ron Widby - 1966-67

MOST 35-POINT GAMES IN A SEASON

ALL PLAYERS WITH AT LEAST TWO ARE LISTED

- 1. 6 Dalton Knecht - 2023-24
- 2. 5 Ernie Grunfeld - 1975-76
- 3. 4 Tony White - 1986-87
- 4 Bernard King - 1975-76
- 4 Bernard King - 1974-75
- 6. 3 Bernard King - 1976-77
- 7. 2 Allan Houston - 1990-91
- 2 Allan Houston - 1989-90
- 2 Ron Widby - 1966-67

YEAR-BY-YEAR LEADERS

Year	Player	G	Pts	Avg	Year	Player	G	Pts	Avg	Year	Player	G	Pts	Avg
1951	Bob Garrison	22	290	13.2	1976	Ernie Grunfeld	27	683	25.3	2001	Vincent Yarbrough	33	459	13.9
1952	Herb Neff	20	282	14.1	1977	Bernard King	26	672	25.8	2002	Vincent Yarbrough	31	560	18.1
1953	Ed Wiener	21	361	17.1	1978	Reggie Johnson	27	573	21.2	2003	Ron Slay	29	616	21.1
1954	Carl Widseth	22	422	19.2	1979	Reggie Johnson	33	698	21.2	2004	Scooter McFadgon	28	493	17.6
1955	Carl Widseth	21	417	19.9	1980	Reggie Johnson	27	524	19.4	2005	Scooter McFadgon	26	372	14.3
1956	Carl Widseth	24	522	21.8	1981	Dale Ellis	29	513	17.7	2006	Chris Lofton	30	517	17.2
1957	Herman Thompson	22	420	19.1	1982	Dale Ellis	30	635	21.2	2007	Chris Lofton	31	645	20.8
1958	Gene Tormohlen	23	372	16.2	1983	Dale Ellis	32	724	22.6	2008	Chris Lofton	36	559	15.5
1959	Gene Tormohlen	21	373	17.8	1984	Willie Burton	35	472	13.5	2009	Tyler Smith	34	590	17.4
1960	Dalen Showalter	23	338	14.7	1985	Michael Brooks	37	630	17.0	2010	Wayne Chism	37	467	12.6
1961	Bobby Carter	25	361	14.4	1986	Tony White	28	622	22.2	2011	Scotty Hopson	32	543	17.0
1962	Tommy Wilson	23	342	14.9	1987	Tony White	29	711	24.5	2012	Trae Golden	34	462	13.6
1963	Danny Schultz	21	333	15.9	1988	Dyron Nix	29	644	22.2	2013	Jordan McRae	33	518	15.7
1964	Danny Schultz	24	439	18.3	1989	Dyron Nix	30	649	21.6	2014	Jordan McRae	37	692	18.7
1965	A.W. Davis	24	470	19.6	1990	Allan Houston	30	609	20.3	2015	Josh Richardson	32	513	16.0
1966	Ron Widby	26	451	17.3	1991	Allan Houston	34	806	23.7	2016	Kevin Punter Jr.	26	577	22.2
1967	Ron Widby	28	619	22.1	1992	Allan Houston	34	717	21.1	2017	Robert Hubbs III	32	437	13.7
1968	Bill Justus	26	467	18.0	1993	Allan Houston	30	669	22.3	2018	Grant Williams	35	531	15.2
1969	Bill Justus	28	455	16.3	1994	Ed Gray	27	404	15.0	2019	Grant Williams	37	696	18.8
1970	Jimmy England	25	485	19.4	1995	Steve Hamer	25	374	15.0	2020	John Fulkerson	31	426	13.7
1971	Jimmy England	28	577	20.6	1996	Steve Hamer	29	529	18.2	2021	Jaden Springer	25	313	12.5
1972	Len Kosmalski	25	488	19.5	1997	Brandon Wharton	27	454	16.8	2022	Kennedy Chandler	34	473	13.9
1973	Len Kosmalski	17	289	17.0	1998	Brandon Wharton	29	441	15.2	2023	Santiago Vescovi	33	414	12.5
1974	Ernie Grunfeld	25	453	17.4	1999	Brandon Wharton	30	390	13.0	2024	Dalton Knecht	36	780	21.7
1975	Bernard King	25	661	26.4	2000	Vincent Yarbrough	33	489	14.8					

Bold = Highest single-season scoring average since 1951

REBOUNding

REBOUNDS

ALL 118 17-REBOUND OUTINGS ARE LISTED

■ GAME

1. 36 Herb Neff vs. Georgia Tech (1/26/1952)
2. 31 Gene Tormohlen at Ole Miss (2/11/1957)
3. 28 Gene Tormohlen vs. Michigan (12/5/1958)
4. 27 Gene Tormohlen vs. Arizona (12/28/1956)
- 27 Herb Neff vs. Mississippi State (2/23/1952)
6. 26 Gene Tormohlen vs. Georgia Tech (1/24/1959)
7. 25 Gene Tormohlen vs. Wyoming (12/2/1958)
- 25 Gene Tormohlen vs. Wyoming (12/6/1958)
- 25 Gene Tormohlen vs. Vanderbilt (1/3/1959)
10. 24 Gene Tormohlen at Florida (2/3/1958)
11. 23 Bernard King vs. Biscayne (11/29/1975)
- 23 Austin "Red" Robbins at Ole Miss (2/8/1965)
- 23 Gene Tormohlen at Tulane (1/10/1959)
- 23 Gene Tormohlen at Ole Miss (2/9/1959)
- 23 Gene Tormohlen vs. Louisiana Tech (12/20/1957)
- 23 Gene Tormohlen at Georgia Tech (1/25/1958)
- 23 Gene Tormohlen at Vanderbilt (2/15/1958)
- 23 Gene Tormohlen at Auburn (2/21/1958)
19. 22 Bernard King vs. Tulane (12/29/1975)
- 22 Howard Bayne vs. LSU (1/31/1966)
- 22 Gene Tormohlen at Vanderbilt (2/14/1959)
- 22 Gene Tormohlen at Vanderbilt (2/16/1957)
- 22 Herb Neff vs. Tulane (1/7/1952)
24. 21 Steve Hamer vs. Alabama (3/7/1996)
- 21 Tom Boerwinkle vs. Ole Miss (2/3/1968)
- 21 Tom Boerwinkle at LSU (2/5/1968)
- 21 Sid Elliott vs. Xavier (12/23/1961)
- 21 Gene Tormohlen vs. LSU (12/21/1957)
- 21 Dalen Showalter vs. LSU (12/21/1957)
- 21 Gene Tormohlen vs. Mississippi State (2/8/1958)
- 21 Gene Tormohlen vs. Ole Miss (2/10/1958)
- 21 Gene Tormohlen at Mississippi State (2/11/1957)
- 21 Carl Widseth vs. Tulane (1/14/1956)
34. 20 Jeronne Maymon vs. Memphis (11/22/2011)
- 20 Dyron Nix vs. UT-Chattanooga (12/3/1988)
- 20 Bernard King at Ole Miss (1/17/1977)
- 20 Bernard King vs. Vanderbilt (3/7/1977)
- 20 Bernard King vs. Florida (1/17/1976)
- 20 Bernard King vs. Auburn (1/4/1975)
- 20 Bernard King vs. Kentucky (2/15/1975)
- 20 Austin "Red" Robbins vs. Georgia (2/7/1966)
- 20 Gene Tormohlen vs. Georgia (1/31/1959)
- 20 Gene Tormohlen at Furman (12/1/1956)
- 20 Gene Tormohlen vs. Kentucky (1/19/1957)
- 20 Gene Tormohlen at Kentucky (3/2/1957)
- 20 Hank Bertelkamp at Davidson (2/9/1953)
47. 19 Wayne Chism vs. Gonzaga (1/7/2009)
- 19 Dyron Nix vs. Ole Miss (1/6/1988)
- 19 Reggie Johnson vs. Eastern Montana (12/6/1977)
- 19 Bernard King vs. St. John's (12/18/1976)
- 19 Bernard King at Kentucky (1/12/1977)
- 19 Larry Robinson vs. LSU (2/26/1973)
- 19 Austin "Red" Robbins vs. Florida (2/5/1966)
- 19 Sid Elliott vs. Georgia (2/2/1963)
- 19 Orb Bowling vs. Tulane (3/3/1962)
- 19 Gene Tormohlen vs. Alabama (2/21/1959)
57. 18 Jarnell Stokes vs. Mercer (3/23/2014)
- 18 Jarnell Stokes vs. USC Upstate (11/16/2013)
- 18 Jarnell Stokes vs. Alabama (1/26/2013)
- 18 Wayne Chism vs. Vanderbilt (1/17/2008)
- 18 Damon Johnson vs. College of Charleston (3/13/1996)
- 18 Corey Allen at Florida (2/27/1993)
- 18 Dyron Nix at LSU (2/10/1989)
- 18 Dyron Nix vs. Vanderbilt (2/4/1987)
- 18 Bernard King vs. San Francisco (12/10/1976)
- 18 Bernard King vs. Georgia (2/1/1977)
- 18 Bernard King vs. Ole Miss (2/14/1977)
- 18 Bernard King vs. Alabama (1/31/1976)
- 18 Bernard King vs. LSU (2/23/1976)

- 18 Bernard King vs. Missouri (12/21/1974)
- 18 Bernard King at Georgia (2/1/1975)
- 18 Bernard King at Ole Miss (2/10/1975)
- 18 Tom Boerwinkle at Ole Miss (1/22/1967)
- 18 Austin "Red" Robbins vs. Alabama (1/29/1966)
- 18 Austin "Red" Robbins at LSU (2/14/1966)
- 18 Sid Elliott vs. Mississippi State (2/28/1964)
- 18 Orb Bowling vs. Vanderbilt (1/6/1962)
- 18 Eddie Test vs. Tulane (1/9/1960)
- 18 Gene Tormohlen vs. Sewanee 1/20/1958)
- 18 Gene Tormohlen at Georgia (2/1/1958)
- 18 Carl Widseth vs. LSU (1/16/1956)
- 18 Carl Widseth vs. Georgia Tech (2/20/1956)
- 18 Carl Widseth vs. Georgia Tech (1/29/1955)
- 18 Ed Weiner at Florida (2/6/1954)
- 18 Carl Widseth at Auburn (3/1/1954)
86. 17 Kyle Alexander at Missouri (1/8/19)
- 17 Tyler Smith at Vanderbilt (2/26/2008)
- 17 Steve Hamer vs. Western Carolina (12/6/1995)
- 17 Ian Lockhart vs. Georgia (2/28/1990)
- 17 Dyron Nix vs. Kentucky (1/10/1987)
- 17 Howard Wood vs. Duke (12/29/1980)
- 17 Reggie Johnson vs. Seton Hall (12/23/1978)
- 17 Chuck Threaths vs. Northwestern (12/21/1977)
- 17 Bernard King at LSU (1/15/1977)
- 17 Bernard King at St. John's (12/9/1975)
- 17 Bernard King vs. Ole Miss (2/21/1976)
- 17 Bernard King vs. LSU (1/27/1975)
- 17 Don Johnson at Alabama (2/21/1970)
- 17 Bobby Croft vs. Southern Illinois (12/14/1968)
- 17 Tom Boerwinkle vs. Utah State (12/29/1967)
- 17 Ron Widby vs. LSU (3/4/1967)
- 17 Austin "Red" Robbins vs. Mexico (1/24/1966)
- 17 Howard Bayne at Ole Miss (2/8/1965)
- 17 Bobby Hogsett vs. Sewanee (12/11/1963)
- 17 Sid Elliott vs. Tulane (3/3/1962)
- 17 Gene Tormohlen vs. Davidson 12/18/1958)
- 17 Dalen Showalter at Sewanee (12/7/1957)
- 17 Gene Tormohlen vs. Vanderbilt (1/4/1958)
- 17 Gene Tormohlen vs. LSU (1/13/1958)
- 17 Gene Tormohlen vs. Sewanee (12/15/1956)
- 17 Dick Kellar vs. Georgia (2/2/1957)
- 17 Gene Tormohlen vs. Georgia (2/2/1957)
- 17 Hurst vs. Clemson (12/20/1955)
- 17 Carl Widseth vs. Arizona State (1/1/1954)
- 17 Ed Weiner vs. Chattanooga (12/10/1952)
- 17 Carl Widseth vs. Vanderbilt (1/24/1953)
- 17 Herb Neff vs. Wake Forest (12/4/1951)
- 17 Herb Neff at Georgia Tech (2/20/1952)

OUTLOOK

PLAYERS

STAFF

REVIEW

RESULTS

RECORDS

HONORS

POSTSEASON

VOLMANAC

MEDIA INFO



REBOUNTING RECORDS

REBOUNTING (cont.)

■ SEASON

1.	392	Jarnell Stokes (37 games) - 2013-14
2.	384	Gene Tormohlen (23 games) - 1957-58
3.	372	Gene Tormohlen (21 games) - 1958-59
4.	371	Bernard King (26 games) - 1976-77
5.	357	Gene Tormohlen (22 games) - 1956-57
6.	327	Red Robbins (26 games) - 1965-66
	327	Ian Lockhart (30 games) - 1989-90
8.	325	Bernard King (25 games) - 1975-76
9.	318	Jarnell Stokes (33 games) - 2012-13
10.	317	Rob Jones (37 games) - 1984-85
11.	308	Bernard King (25 games) - 1974-75
12.	300	Jeronne Maymon (37 games) - 2013-14
13.	294	Dyron Nix (29 games) - 1986-87
14.	293	Tom Boerwinkle (26 games) - 1967-68
15.	292	Carl Widseth (24 games) - 1955-56

■ CAREER

1.	1113	Gene Tormohlen (66 games) - 1956-59
2.	1004	Bernard King (76 games) - 1974-77
3.	944	Dyron Nix (113 games) - 1985-89
4.	937	Carl Widseth (88 games) - 1952-56
5.	930	Wayne Chism (142 games) - 2006-10
6.	920	Reggie Johnson (115 games) - 1976-80
7.	862	Vincent Yarbrough (127 games) - 1998-02
8.	844	Josiah-Jordan James (144 games) - 2019-24*
9.	836	Jarnell Stokes (87 games) - 2011-14
10.	804	Rob Jones (130 games) - 1982-86
11.	799	Isiah Victor (125 games) - 1997-01
12.	750	Steve Hamer (104 games) - 1992-96
13.	749	Don Johnson (81 games) - 1968-71
14.	715	Brian Williams (126 games) - 2008-11
15.	704	Admiral Schofield (132 games) - 2015-19

*received an extra year of eligibility (COVID-19)

REBOUNTING AVERAGE

■ SEASON

1.	17.7	Gene Tormohlen (372/21 games) - 1958-59
2.	16.7	Gene Tormohlen (384/23 games) - 1957-58
3.	16.2	Gene Tormohlen (357/22 games) - 1956-57
4.	14.3	Bernard King (371/26 games) - 1976-77
5.	13.0	Bernard King (325/25 games) - 1975-76
6.	12.6	Red Robbins (327/26 games) - 1965-66
7.	12.3	Bernard King (308/25 games) - 1974-75
8.	12.2	Carl Widseth (292/24 games) - 1955-56
9.	11.7	Dalen Showalter (270/23 games) - 1957-58
10.	11.3	Tom Boerwinkle (293/26 games) - 1967-68
11.	11.2	Carl Widseth (236/21 games) - 1954-55

12.	11.1	Carl Widseth (244/22 games) - 1953-54
13.	10.9	Ian Lockhart (327/30 games) - 1989-90
14.	10.6	Jarnell Stokes (392/37 games) - 2013-14
15.	10.4	Don Johnson (291/28 games) - 1970-71
	10.4	Sid Elliott (228/22 games) - 1961-62

■ CAREER

1.	16.9	Gene Tormohlen (1113/66 games) - 1956-59
2.	13.2	Bernard King (1004/76 games) - 1974-77
3.	10.9	Red Robbins (525/48 games) - 1964-66
4.	10.6	Carl Widseth (937/88 games) - 1952-56
5.	10.3	Dalen Showalter (703/68 games) - 1957-60
6.	9.6	Jarnell Stokes (836/87 games) - 2011-14
7.	9.25	Don Johnson (749/81 games) - 1968-71
8.	9.16	Tom Boerwinkle (632/69 games) - 1965-68
9.	8.8	Larry Robinson (429/49 games) - 1971-73
10.	8.6	Sid Elliott (602/70 games) - 1961-64
11.	8.44	Len Kosmalski (574/68 games) - 1971-74
12.	8.3544	Ron Widby (660/79 games) - 1964-67
13.	8.3540	Dyron Nix (944/113 games) - 1985-89
14.	8.1	A.W. Davis (574/71 games) - 1962-65
15.	8.02	Eddie Test (385/48 games) - 1959-61

MOST REBOUNDS

■ BY CLASS

Freshman - 308, Bernard King (25 games) - 1974-75
Sophomore - 357, Gene Tormohlen (22 games) - 1956-57
Junior - 392, Jarnell Stokes (37 games) - 2013-14
Senior - 372, Gene Tormohlen (21 games) - 1958-59

■ BY CAREER

4-Year Career - 944, Dyron Nix (113 games) - 1985-89
3-Year Career - 1113, Gene Tormohlen (66 games) - 1956-59
2-Year Career - 525, Red Robbins (48 games) - 1964-66
1-Year Career - 247, Tobias Harris (34 games) - 2010-11

REBOUNTING AVERAGE

■ BY CLASS

Freshman - 12.3, Bernard King (25 games) - 1974-75
Sophomore - 16.2, Gene Tormohlen (22 games) - 1956-57
Junior - 16.7, Gene Tormohlen (23 games) - 1957-58
Senior - 17.7, Gene Tormohlen (21 games) - 1958-59

■ BY CAREER

4-Year Career - 10.6, Carl Widseth (88 games) - 1952-56
3-Year Career - 16.9, Gene Tormohlen (66 games) - 1956-59
2-Year Career - 10.9, Red Robbins (48 games) - 1964-66
1-Year Career - 7.3, Tobias Harris (34 games) - 2010-11

YEAR-BY-YEAR LEADERS

Year	Player	G	Rebs	Avg
1952	Herb Neff	20	294	14.7
1953	Ed Wiener	21	202	9.6
1954	Carl Widseth	24	244	10.2
1955	Carl Widseth	21	236	11.2
1956	Carl Widseth	24	292	12.2
1957	Gene Tormohlen	22	357	16.2
1958	Gene Tormohlen	23	384	16.7
1959	Gene Tormohlen	21	372	17.7
1960	Dalen Showalter	23	222	9.7
1961	Dick Fisher	25	212	8.5
1962	Sid Elliott	22	128	10.4
1963	A.W. Davis	24	196	8.2
1964	Sid Elliott	24	187	7.8
1965	Ron Widby	25	207	8.3
1966	Red Robbins	26	327	12.6
1967	Tom Boerwinkle	28	285	10.2
1968	Tom Boerwinkle	26	293	11.3
1969	Bobby Croft	28	250	8.9
1970	Bobby Croft	25	241	9.6
1971	Don Johnson	28	291	10.4
1972	Larry Robinson	25	225	9.0
1973	Larry Robinson	24	204	8.5
1974	Len Kosmalski	26	254	9.8
1975	Bernard King	25	308	12.3
1976	Bernard King	25	325	13.0

Year	Player	G	Rebs	Avg
1977	Bernard King	26	371	14.3
1978	Reggie Johnson	27	258	9.6
1979	Reggie Johnson	33	255	7.7
1980	Reggie Johnson	27	180	6.7
1981	Howard Wood	29	199	6.9
1982	Dale Ellis	30	189	6.3
1983	Willie Burton	32	259	8.1
1984	Willie Burton	35	257	7.3
1985	Rob Jones	37	317	8.6
1986	Rob Jones	28	216	7.7
1987	Dyron Nix	29	294	10.1
1988	Dyron Nix	29	261	9.0
1989	Dyron Nix	30	281	9.4
1990	Ian Lockhart	30	327	10.9
1991	Ronnie Reese	34	184	5.4
1992	Corey Allen	34	230	6.8
1993	Corey Allen	30	220	7.0
1994	Steve Hamer	24	139	5.8
1995	Steve Hamer	25	220	8.8
1996	Steve Hamer	29	272	9.4
1997	Charles Hathaway	27	191	7.1
1998	C.J. Black	29	198	6.8
1999	Isiah Victor	30	219	7.3
2000	Vincent Yarbrough	33	228	6.9
2001	Vincent Yarbrough	33	244	7.4

Year	Player	G	Rebs	Avg
2002	Vincent Yarbrough	31	234	7.5
2003	Ron Slay	29	226	7.8
2004	Brandon Crump	29	198	6.8
2005	Andre Patterson	31	191	6.2
2006	Andre Patterson	30	201	6.7
2007	Wayne Chism	35	183	5.2
2008	Tyler Smith	36	242	6.7
2009	Wayne Chism	34	273	8.0
2010	Wayne Chism	37	266	7.2
2011	Brian Williams	32	238	7.4
2012	Jeronne Maymon	33	267	8.1
2013	Jarnell Stokes	33	318	9.6
2014	Jarnell Stokes	37	392	10.6
2015	Armani Moore	32	216	6.8
2016	Armani Moore	33	251	7.6
2017	Grant Williams	32	189	5.9
2018	Admiral Schofield	35	224	6.4
2019	Grant Williams	37	278	7.5
2020	John Fulkerson	31	183	5.9
2021	Josiah-Jordan James	25	162	6.5
2022	Josiah-Jordan James	32	191	6.0
2023	Olivier Nkamhoua	36	180	5.0
2024	Jonas Aidoo	36	263	7.3

Bold = Highest single-season rebounding average since 1952

DOUBLE-DOUBLES

■ SEASON

1. 22 Jarnell Stokes (37 games) - 2013-14
- 22 Bernard King (26 games) - 1976-77
3. 21 Bernard King (25 games) - 1974-75
4. 19 Bernard King (25 games) - 1975-76
- 19 Carl Widseth (24 games) - 1955-56
6. 18 Gene Tormohlen (21 games) - 1958-59
- 18 Gene Tormohlen (23 games) - 1957-58
8. 17 Don Johnson (28 games) - 1970-71
- 17 Austin "Red" Robbins (26 games) - 1965-66
10. 16 Jarnell Stokes (33 games) - 2012-13
- 16 Carl Widseth (21 games) - 1954-55
12. 15 Carl Widseth (22 games) - 1953-54
13. 14 Ian Lockhart (30 games) - 1989-90
- 14 Len Kosmalski (26 games) - 1973-74
- 14 Tom Boerwinkle (26 games) - 1967-68
- 14 Tom Boerwinkle (28 games) - 1966-67
- 14 Gene Tormohlen (22 games) - 1956-57
18. 13 Rob Jones (37 games) - 1984-85
19. 12 Dyron Nix (29 games) - 1986-87
- 12 Bobby Croft (25 games) - 1969-70
- 12 Don Johnson (25 games) - 1969-70
- 12 Dalen Showalter (22 games) - 1958-59
- 12 Dalen Showalter (23 games) - 1957-58
24. 11 Dyron Nix (30 games) - 1988-89
- 11 Reggie Johnson (27 games) - 1977-78
- 11 Herb Neff (20 games) - 1951-52
27. 10 Steve Hamer (25 games) - 1994-95
- 10 Bobby Croft (28 games) - 1968-69
- 10 A.W. Davis (24 games) - 1964-65

■ CAREER

1. 62 Bernard King (76 games) - 1974-77
2. 56 Carl Widseth (88 games) - 1952-56
3. 50 Gene Tormohlen (66 games) - 1956-59
4. 40 Jarnell Stokes (87 games) - 2011-14
5. 34 Dyron Nix (113 games) - 1985-89
6. 32 Dalen Showalter (68 games) - 1957-60
7. 31 Reggie Johnson (115 games) - 1976-80
8. 29 Tom Boerwinkle (69 games) - 1966-68
9. 27 Len Kosmalski (68 games) - 1971-74
10. 25 Steve Hamer (104 games) - 1992-96
- 25 Austin "Red" Robbins (48 games) - 1965-66
12. 23 A.W. Davis (71 games) - 1963-65
13. 22 Rob Jones (130 games) - 1982-86
- 22 Bobby Croft (79 games) - 1968-70
15. 21 Ed Wiener (73 games) - 1951-55
16. 20 Ron Widby (79 games) - 1965-67
- 18 Wayne Chism (142 games) - 2006-10
- 18 Isiah Victor (125 games) - 1997-01
19. 17 Don Johnson (81 games) - 1968-71
- 17 Sid Elliott (70 games) - 1962-64
21. 16 Vincent Yarbrough (127 games) - 1998-02
- 16 Ian Lockhart (110 games) - 1986-90
- 16 Doug Roth (114 games) - 1985-89
- 16 Willie Burton (111 games) - 1980-84
25. 14 Jeronne Maymon (84 games) - 2010-14
- 14 Dale Ellis (118 games) - 1979-83
- 14 Orb Bowling (54 games) - 1960-63
28. 13 Brandon Crump (115 games) - 2001-05
- 13 Leon Ammerman (62 games) - 1955-58
30. 12 Grant Williams (104 games) - 2016-19
- 12 Tyler Smith (82 games) - 2007-10
- 12 Ernie Grunfeld (101 games) - 1973-77
- 12 Larry Robinson (49 games) - 1971-73
- 12 Sid Elliott (70 games) - 1961-64
35. 11 Ron Slay (109 games) - 1999-2003
- 11 Howard Bayne (66 games) - 1964-66
37. 10 Armani Moore (128 games) - 2012-16
- 10 C.J. Black (118 games) - 1996-00
- 10 Corey Allen (64 games) - 1991-93

■ BY CLASS

- Freshman - 21, Bernard King (25 games) - 1974-75
 Sophomore - 19, Bernard King (25 games) - 1975-76
 Junior - 22, Jarnell Stokes (37 games) - 2013-14
 22, Bernard King (26 games) - 1976-77
 Senior - 19, Carl Widseth (24 games) - 1955-56

■ CAREER "POINTS & ASSISTS" DOUBLE-DOUBLES

ALL PLAYERS WITH AT LEAST ONE ARE LISTED

1. 8 Zakai Zeigler (101 games) - 2021-24 - *still active*
2. 5 Rodney Woods (76 games) - 1972-75
3. 3 Jordan Bone (95 games) - 2016-19
- 3 Tyrone Beaman (121 games) - 1980-84
5. 2 Kennedy Chandler (34 games) - 2021-22
- 2 Tony Harris (121 games) - 1997-2001
- 2 Fred Jenkins (110 games) - 1983-87
- 2 Johnny Darden (109 games) - 1975-79

■ CONSECUTIVE GAMES DOUBLE-DOUBLE STREAK

1. 14 Gene Tormohlen (Dec. 27, 1958 - Feb. 21, 1959) - 1958-59
2. 11 Austin "Red" Robbins (Jan. 22, 1966 - Feb. 21, 1966) - 1965-66
3. 11 Carl Widseth (Jan. 15 - Feb. 28) - 1954-55
4. 9 Bernard King (Jan. 8 - Feb. 1, 1977) - 1976-77
- 9 Gene Tormohlen (Jan. 4 - Feb. 22, 1958) - 1957-58
6. 8 Bernard King (Jan. 3 - Jan. 31, 1976) - 1975-76
7. 6 Jarnell Stokes (Jan. 26 - Feb. 13, 2013) - 2012-13
- 6 Bernard King (Dec. 20, 1974 - Jan. 11, 1975) - 1974-75
- 6 Len Kosmalski (Jan. 31 - Feb. 19, 1972) - 1971-72
- 6 Len Kosmalski (Dec. 1 - Dec. 28, 1971) - 1971-72
- 6 Tom Boerwinkle (Jan. 20, 1968 - Feb. 5, 1968) - 1967-68
- 6 Carl Widseth (Jan. 9 - Feb. 6, 1954) - 1953-54
- 6 Carl Widseth (Feb. 15 - March 6, 1954) - 1953-54
14. 5 Bernard King (Feb. 21 - March 13, 1977) - 1976-77
- 5 Don Johnson (Jan. 30 - Feb. 13, 1971) - 1970-71
- 5 Dalen Showalter (Jan. 12 - Feb. 2, 1959) - 1958-59
- 5 Gene Tormohlen (Dec. 9 - Dec. 28, 1957) - 1957-58
- 5 Gene Tormohlen (Jan. 26 - Feb. 11, 1957) - 1956-57
- 5 Carl Widseth (Dec. 19, 1955 - Jan. 2, 1956) - 1955-56

All known streaks of five games or longer are listed

■ BY TEAM - SINGLE SEASON

1. 35 1958-59
- 35 1956-57
3. 34 1957-58
4. 32 1976-77
5. 30 1974-75
- 30 1964-65

■ 20-POINT, 20-REBOUND GAMES

ALL 23 GAMES ARE LISTED

- 32-20 Jeronne Maymon vs. Memphis (11/22/2011)
- 31-21 Steve Hamer vs. Alabama (3/7/1996)
- 32-20 Dyron Nix vs. UT-Chattanooga (12/3/1988)
- 24-20 Bernard King vs. Vanderbilt (3/7/1977)
- 43-20 Bernard King vs. Florida (1/17/1976)
- 37-22 Bernard King vs. Tulane (12/29/1975)
- 24-20 Bernard King vs. Kentucky (2/15/1975)
- 28-20 Bernard King vs. Auburn (1/4/1975)
- 35-20 Austin "Red" Robbins vs. Georgia (2/7/1966)
- 23-23 Austin "Red" Robbins at Ole Miss (2/8/1965)
- 23-23 Gene Tormohlen at Ole Miss (2/9/1959)
- 20-26 Gene Tormohlen vs. Georgia Tech (1/24/1959)
- 25-25 Gene Tormohlen vs. Wyoming (12/6/1958)
- 22-28 Gene Tormohlen vs. Michigan (12/5/1958)
- 29-23 Gene Tormohlen at Auburn (2/21/1958)
- 23-23 Gene Tormohlen at Vanderbilt (2/15/1958)
- 25-24 Gene Tormohlen at Florida (2/3/1958)
- 23-23 Gene Tormohlen at Georgia Tech (1/25/1958)
- 21-21 Gene Tormohlen vs. LSU (12/21/1957)
- 23-20 Gene Tormohlen at Furman (12/1/1956)
- 29-21 Carl Widseth vs. Tulane (1/14/1956)
- 22-27 Herb Neff vs. Mississippi State (2/23/1952)
- 28-22 Herb Neff vs. Tulane (1/7/1952)

OUTLOOK

PLAYERS

STAFF

REVIEW

RESULTS

RECORDS

HONORS

POSTSEASON

VOLMANAC

MEDIA INFO



OFFENSIVE REBOUNDING

OFFENSIVE REBOUNDS

Tennessee first started tracking “offensive” rebounds as an official stat beginning with the 1996-97 season. Thus, all records listed here only reflect offensive rebounding totals since the stat has been recorded.

Some former Vols who played before 1996-97 and would likely have been among the leaders listed on this spread include, but are not limited to: Tom Boerwinkle, Willie Burton, A.W. Davis, Steve Hamer, Reggie Johnson, Rob Jones, Bernard King, Len Kosmalski, Ian Lockhart, Dyron Nix, Austin “Red” Robbins and Gene Tormohlen.

■ GAME

ALL 40 SEVEN-OFFENSIVE REBOUND OUTINGS ARE LISTED

- 1. 12 Jarnell Stokes vs. Mercer (3/20/2013)
- 2. 10 Jeronne Maymon vs. NC State (12/18/2013)
- 10 Jeronne Maymon vs. Ole Miss (3/9/2012)
- 4. 9 Armani Moore vs. Mississippi State (2/3/2015)
- 9 Jeronne Maymon vs. Memphis (11/22/2011)
- 9 Brian Williams vs. College of Charleston (12/31/2010)
- 9 Jemere Hendrix vs. Georgia Tech (2/7/2004)
- 8. 8 Yves Pons at Alabama (2/4/2020)
- 8 Armani Moore vs. Marquette (11/30/2014)
- 8 Jarnell Stokes vs. Mercer (3/23/2014)
- 8 Jarnell Stokes vs. UTEP (11/28/2013)
- 8 Jarnell Stokes vs. Alabama (3/15/2013)
- 8 Jarnell Stokes at Texas A&M (2/23/2013)
- 8 Jarnell Stokes vs. Alabama (1/26/2013)
- 8 Brian Williams vs. Vanderbilt (1/15/2011)
- 8 Brian Williams vs. Oakland (12/14/2010)
- 8 Wayne Chism vs. Louisiana (12/29/2008)
- 8 Brian Williams vs. Gonzaga (11/30/2008)
- 8 Duke Crews vs. Long Beach State (3/16/2007)
- 8 Andre Patterson vs. Murray State (11/30/2005)
- 8 Jemere Hendrix at Mississippi State (1/28/2004)
- 8 Vincent Yarbrough at Arkansas (2/7/2001)
- 23. 7 Jonas Aidoo vs. Mississippi State (3/15/2024)
- 7 Jonas Aidoo at Georgia (1/13/2024)
- 7 Kyle Alexander vs. Mississippi State (3/15/2019)
- 7 Kyle Alexander at Missouri (1/8/2019)
- 7 Grant Williams vs. Kentucky (3/11/2018)
- 7 Kyle Alexander vs. NC State (11/24/2017)
- 7 Grant Williams vs. Alabama (3/1/2017)
- 7 Armani Moore vs. Auburn (1/31/2015)
- 7 Jarnell Stokes at Texas A&M (2/22/2014)
- 7 Jarnell Stokes at LSU (1/7/2014)
- 7 Jeronne Maymon at Xavier (11/12/2013)
- 7 Jarnell Stokes at Auburn (3/6/2013)
- 7 Jarnell Stokes vs. Vanderbilt (1/29/2013)
- 7 Yemi Makaniyuola vs. The Citadel (12/29/2011)
- 7 Brian Williams vs. North Carolina A&T (12/23/2009)
- 7 Wayne Chism vs. Kentucky (1/13/2009)

- 7 Wayne Chism vs. Vanderbilt (1/17/2008)
- 7 Brian Williams vs. Western Kentucky (12/15/2007)
- 7 Tyler Smith vs. North Carolina A&T (11/27/2007)

■ SEASON

- 1. 155 Jarnell Stokes (37 games) – 2013-14
- 2. 138 Jarnell Stokes (33 games) – 2012-13
- 3. 123 Jeronne Maymon (37 games) – 2013-14
- 4. 101 Brian Williams (32 games) – 2010-11
- 5. 100 Jonas Aidoo (36 games) – 2023-24
- 6. 98 Jeronne Maymon (33 games) – 2011-12
- 7. 96 Kyle Alexander (37 games) – 2018-19
- 8. 94 Grant Williams (32 games) – 2016-17
- 94 Wayne Chism (34 games) – 2008-09
- 94 Tyler Smith (36 games) – 2007-08
- 11. 91 Armani Moore (32 games) – 2014-15
- 12. 89 Duke Crews (35 games) – 2006-07
- 13. 85 Kyle Alexander (35 games) – 2017-18
- 14. 81 Grant Williams (35 games) – 2017-18
- 15. 81 C.J. Black (32 games) – 1999-2000
- 16. 80 Vincent Yarbrough (33 games) – 1999-2000
- 17. 77 Jemere Hendrix (29 games) – 2003-04
- 18. 74 Tobe Awaka (36 games) – 2023-24
- 74 Wayne Chism (37 games) – 2009-10
- 74 Andre Patterson (30 games) – 2005-06

■ CAREER

- 1. 337 Jarnell Stokes (87 games) – 2011-14
- 2. 302 Wayne Chism (142 games) – 2006-10
- 3. 300 Brian Williams (126 games) – 2007-11
- 4. 292 C.J. Black (118 games) – 1996-2000
- 5. 287 Kyle Alexander (135 games) – 2015-19
- 6. 282 Vincent Yarbrough (127 games) – 1998-2002
- 7. 262 Isiah Victor (125 games) – 1997-2001
- 8. 257 Grant Williams (104 games) – 2016-19
- 9. 242 Brandon Crump (115 games) – 2001-05
- 10. 241 Jeronne Maymon (84 games) – 2010-12; 2013-14
- 11. 237 John Fulkerson (165 games) – 2016-22*
- 12. 201 Josiah-Jordan James (144 games) – 2019-24*
- 13. 199 Ron Slay (109 games) – 1999-2003
- 199 Armani Moore (128 games) – 2012-16
- 15. 196 Charles Hathaway (126 games) – 1996-2001
- 16. 182 Jonas Aidoo (90 games) – 2021-24
- 17. 180 Tyler Smith (82 games) – 2007-10
- 18. 135 John Fulkerson (132 games) – 2016-21
- 19. 168 Admiral Schofield (132 games) – 2015-19
- 20. 156 Kenny Hall (116 games) – 2009-13

*received an extra year of eligibility (COVID-19)

YEAR-BY-YEAR LEADERS

Year	Player	G	ORs	Avg	Year	Player	G	ORs	Avg	Year	Player	G	ORs	Avg
1997	C.J. Black	27	77	2.85	2007	Duke Crews	35	89	2.54	2017	Grant Williams	32	94	2.94
1998	C.J. Black	29	72	2.48	2008	Tyler Smith	36	94	2.61	2018	Kyle Alexander	34	85	2.50
1999	Isiah Victor	30	68	2.27	2009	Wayne Chism	34	94	2.76	2019	Kyle Alexander	37	96	2.59
2000	C.J. Black	32	81	2.53	2010	Wayne Chism	27	73	2.70	2020	John Fulkerson	31	64	2.06
2001	Vincent Yarbrough	33	70	2.12	2011	Brian Williams	32	101	3.16	2021	Josiah-Jordan James	25	51	2.04
2002	Vincent Yarbrough	31	70	2.26	2012	Jeronne Maymon	33	98	2.96	2022	John Fulkerson	33	63	1.91
2003	Elgrace Wilborn	29	54	1.86	2013	Jarnell Stokes	33	138	4.18	2023	Jonas Aidoo	35	63	1.80
2004	Jemere Hendrix	29	77	2.66	2014	Jarnell Stokes	37	155	4.19	2024	Jonas Aidoo	36	100	2.78
2005	Andre Patterson	31	71	2.29	2015	Armani Moore	32	91	2.84					
2006	Andre Patterson	30	74	2.47	2016	Armani Moore	33	64	1.94					

Bold = Highest single-season offensive rebounding total and average since 1997

OFFENSIVE REBOUNDING AVERAGE

■ SEASON (minimum 20 games)

- 1. 4.19 Jarnell Stokes (155/37 games) – 2013-14
- 2. 4.18 Jarnell Stokes (138/33 games) – 2012-13
- 3. 3.32 Jeronne Maymon (123/37 games) – 2013-14
- 4. 3.16 Brian Williams (101/32 games) – 2010-11
- 5. 2.97 Jeronne Maymon (98/33 games) – 2011-12
- 6. 2.94 Grant Williams (94/32 games) – 2016-17
- 7. 2.84 Armani Moore (91/32 games) – 2014-15
- 8. 2.78 Jonas Aidoo (100/36 games) – 2023-24
- 9. 2.76 Wayne Chism (94/34 games) – 2008-09
- 10. 2.70 Brian Williams (73/27 games) – 2009-10
- 11. 2.66 Jemere Hendrix (77/29 games) – 2003-04
- 12. 2.61 Tyler Smith (94/36 games) – 2007-08
- 13. 2.59 Kyle Alexander (96/37 games) – 2018-19
- 14. 2.54 Duke Crews (89/35 games) – 2006-07
- 15. 2.53 C.J. Black (81/32 games) – 1999-2000
- 16. 2.50 Kyle Alexander (85/34 games) – 2017-18
- 17. 2.48 C.J. Black (72/29 games) – 1997-98
- 18. 2.47 Andre Patterson (74/30 games) – 2005-06
- 19. 2.42 Vincent Yarbrough (80/33 games) – 1999-2000
- 20. 2.31 Grant Williams (81/35 games) – 2017-18

■ CAREER (minimum 30 games)

- 1. 3.87 Jarnell Stokes (337/87 games) – 2011-14
- 2. 2.87 Jeronne Maymon (241/84 games) – 2010-14
- 3. 2.474 C.J. Black (292/118 games) – 1996-2000
- 4. 2.471 Grant Williams (257/104 games) – 2016-19
- 5. 2.381 Brian Williams (300/126 games) – 2007-11
- 6. 2.377 Andre Patterson (145/61 games) – 2004-06
- 7. 2.33 Duke Crews (142/61 games) – 2006-08
- 8. 2.22 Vincent Yarbrough (282/127 games) – 1998-2002
- 9. 2.20 Tyler Smith (180/82 games) – 2007-10
- 10. 2.127 Wayne Chism (302/142 games) – 2006-10
- 11. 2.126 Kyle Alexander (287/135 games) – 2015-19
- 12. 2.104 Brandon Crump (242/115 games) – 2001-05
- 13. 2.096 Isiah Victor (262/125 games) – 1997-2001
- 14. 2.02 Jonas Aidoo (182/90 games) – 2021-24
- 15. 1.97 Tobias Harris (67/34 games) – 2010-11
- 16. 1.83 Ron Slay (199/109 games) – 1999-2003
- 17. 1.82 Jemere Hendrix (104/57 games) – 2003-05
- 18. 1.56 Charles Hathaway (196/126 games) – 1996-2001
- 19. 1.554 Armani Moore (199/128 games) – 2012-16
- 20. 1.547 J.P. Prince (147/95 games) – 2007-10

MOST OFFENSIVE REBOUNDS

■ BY CLASS

Freshman - 94, Grant Williams (32 games) – 2016-17
Sophomore - 138, Jarnell Stokes (33 games) – 2012-13
Junior - 155, Jarnell Stokes (37 games) – 2013-14
Senior - 123, Jeronne Maymon (37 games) – 2013-14

■ BY CAREER

4-Year Career - 302, Wayne Chism (142 games) – 2006-10
3-Year Career - 337, Jarnell Stokes (87 games) – 2011-14
2-Year Career - 142, Duke Crews (61 games) – 2006-08
1-Year Career - 67, Tobias Harris (34 games) – 2010-11

OFFENSIVE REBOUNDING AVERAGE

■ BY CLASS (minimum 20 games)

Freshman - 2.94, Grant Williams (94/32 games) – 2016-17
Sophomore - 4.18, Jarnell Stokes (138/33 games) – 2012-13
Junior - 4.19, Jarnell Stokes (155/37 games) – 2013-14
Senior - 3.32, Jeronne Maymon (123/37 games) – 2013-14

■ BY CAREER

4-Year Career - 2.47, C.J. Black (292/118 games) – 1996-2000
3-Year Career - 3.87, Jarnell Stokes (337/87 games) – 2011-14
2-Year Career - 2.38, Andre Patterson (145/61 games) – 2004-06
1-Year Career - 1.97, Tobias Harris (67/34 games) – 2010-11



Jarnell Stokes' career average of 3.87 offensive rebounds per game is one full rebound higher than any other Vol in program history.

OUTLOOK

PLAYERS

STAFF

REVIEW

RESULTS

RECORDS

HONORS

POSTSEASON

VOLMANAC

MEDIA INFO



FIELD GOALS

FIELD GOALS MADE

■ GAME

- 19 Reggie Johnson vs. Florida (2/6/1980)
- 19 Bernard King vs. Florida (1/17/1976)
- 19 Ron Widby vs. LSU (3/4/1967)
- 18 Bernard King vs. Wisconsin-Milwaukee (11/30/1974)
- 18 Bernard King at Georgia (2/1/1975)

■ SEASON

- 286 Reggie Johnson (33 games) - 1978-79
- 279 Dale Ellis (32 games) - 1982-83
- 278 Bernard King (26 games) - 1976-77
- 273 Bernard King (25 games) - 1974-75
- 265 Allan Houston (34 games) - 1990-91
- 264 Dalton Knecht (36 games) - 2023-24
- 260 Bernard King (25 games) - 1975-76
- 259 Tony White (29 games) - 1986-87
- 257 Dale Ellis (30 games) - 1981-82
- 257 Ron Widby (28 games) - 1966-67

■ CAREER

- 902 Allan Houston (128 games) - 1989-93
- 867 Ernie Grunfeld (101 games) - 1973-77
- 864 Reggie Johnson (115 games) - 1976-80
- 846 Tony White (127 games) - 1983-87
- 832 Dale Ellis (118 games) - 1979-83
- 811 Bernard King (76 games) - 1974-77
- 713 Dyrone Nix (113 games) - 1985-89
- 690 Chris Lofton (128 games) - 2004-08
- 648 Michael Brooks (127 games) - 1980-83, 84-85
- 613 Vincent Yarbrough (127 games) - 1998-02

FIELD GOAL ATTEMPTS

■ GAME

- 39 Ron Widby vs. LSU (3/4/1967)
- 36 Ron Widby at Mississippi State (3/6/1967)
- 35 Bernard King vs. Wisconsin-Milwaukee (11/30/1974)
- 31 Dalton Knecht vs. Purdue in Detroit (3/31/2024)
- 31 Bernard King at Georgia (2/26/1977)
- 31 Ron Widby vs. Furman (1/3/1967)
- 31 Ron Widby at Florida (2/21/1966)

■ SEASON

- 577 Dalton Knecht (36 games) - 2023-24
- 550 Allan Houston (34 games) - 1990-91
- 537 Ron Widby (28 games) - 1966-67
- 530 Tony White (29 games) - 1986-87
- 512 Jordan McRae (37 games) - 2013-14
- 502 Admiral Schofield (37 games) - 2018-19
- 493 Tony White (28 games) - 1985-86
- 492 Dyrone Nix (30 games) - 1988-89
- 492 Allan Houston (34 games) - 1991-92
- 487 Reggie Johnson (33 games) - 1978-79

■ CAREER

- 1961 Allan Houston (128 games) - 1989-93
- 1712 Ernie Grunfeld (101 games) - 1973-77
- 1704 Tony White (127 games) - 1983-87
- 1520 Chris Lofton (128 games) - 2004-08
- 1489 Reggie Johnson (115 games) - 1976-80
- 1399 Dale Ellis (118 games) - 1979-83
- 1394 Vincent Yarbrough (127 games) - 1998-02
- 1385 Dyrone Nix (113 games) - 1985-89
- 1374 Bernard King (76 games) - 1974-77
- 1366 Brandon Wharton (115 games) - 1995-99

FIELD GOAL PERCENTAGE

■ GAME (MIN. 10 ATT.)

- 100.0 (10-10) Olivier Nkamhoua at South Carolina (1/7/2023)
- 100.0 (10-10) Mike Jackson vs. Missouri (12/21/1974)
- 94.1 (16-17) Bernard King vs. Vermont (12/30/1974)
- 92.3 (12-13) Steve Hamer vs. Vanderbilt (2/24/1996)
- 91.7 (11-12) Carlus Groves vs. Ole Miss (2/19/1992)
- 91.7 (11-12) Fred Jenkins vs. Navy (12/27/1983)

■ SEASON (MIN. 200 ATT.)

- 65.4 Dale Ellis (257-393) - 1981-82
- 64.5 Reggie Johnson (131-203) - 1976-77
- 62.2 Bernard King (273-439) - 1974-75
- 61.2 John Fulkerson (156-255) - 2019-20
- 60.13 Rob Jones (181-301) - 1984-85
- 60.12 Dale Ellis (279-464) - 1982-83
- 59.7 Dale Ellis (215-360) - 1980-81
- 58.9 Isiah Victor (126-214) - 1998-99
- 58.7 Reggie Johnson (286-487) - 1978-79
- 58.0 Rob Jones (127-219) - 1985-86

■ CAREER (MIN. 500 ATT.)

- 59.5 Dale Ellis (832-1399) - 1979-83
- 59.0 Bernard King (811-1374) - 1974-77
- 58.0 Reggie Johnson (864-1489) - 1976-80
- 57.1 Rob Jones (432-756) - 1982-86
- 56.71 Brandon Crump (494-871) - 2001-05
- 56.69 John Fulkerson (322-568) - 2016-21
- 55.8 Steve Hamer (518-928) - 1992-96
- 55.6 John Fulkerson (414-744) - 2016-22*
- 54.6 Carlus Groves (361-661) - 1989-92
- 54.5 Tom Boerwinkle (312-573) - 1965-68
- 54.2 Jeronne Maymon (293-541) - 2010-14

* received an extra season of eligibility (COVID-19)

MOST FIELD GOALS MADE

■ BY CLASS

Freshman - 273, Bernard King (25 games) - 1974-75
 Sophomore - 265, Allan Houston (34 games) - 1990-91
 Junior - 286, Reggie Johnson (33 games) - 1978-79
 Senior - 279, Dale Ellis (32 games) - 1982-83

■ BY CAREER

4-Year Career - 902, Allan Houston (128 games) - 1989-93
 3-Year Career - 811, Bernard King (76 games) - 1974-77
 2-Year Career - 335, Corey Allen (64 games) - 1991-93
 1-Year Career - 264, Dalton Knecht (36 games) - 2023-24
 1-Year Freshman Career - 185, Tobias Harris (34 games) - 2010-11

MOST FIELD GOALS ATTEMPTED

■ BY CLASS

Freshman - 465, Allan Houston (30 games) - 1989-90
 Sophomore - 550, Allan Houston (34 games) - 1990-91
 Junior - 493, Tony White (28 games) - 1985-86
 Senior - 537, Ron Widby (28 games) - 1966-67
 Fifth-Year - 577, Dalton Knecht (36 games) - 2023-24

■ BY CAREER

4-Year Career - 1961, Allan Houston (128 games) - 1989-93
 3-Year Career - 1374, Bernard King (76 games) - 1974-77
 2-Year Career - 704, Corey Allen (64 games) - 1991-93
 1-Year Career - 577, Dalton Knecht (36 games) - 2023-24
 1-Year Freshman Career - 402, Tobias Harris (34 games) - 2010-11

HIGHEST FIELD GOAL PERCENTAGE

■ BY CLASS (MIN. 200 ATT.)

Freshman - 64.5, Reggie Johnson (131-203) - 1976-77
 Sophomore - 59.7, Dale Ellis (215-360) - 1980-81
 Junior - 65.4, Dale Ellis (257-393) - 1981-82
 Senior - 60.1, Dale Ellis (279-464) - 1982-83

■ BY CAREER

4-Year Career - 59.5, Dale Ellis (832-1399) - 1979-83
 3-Year Career - 59.0, Bernard King (811-1374) - 1974-77
 2-Year Career - 60.0, Larry Robinson (204-340) - 1971-73
 1-Year Career - 58.7, John Fields (37-63) - 2010-11



YEAR-BY-YEAR LEADERS (by makes)


Year	Player	FGM	FGA	Year	Player	FGM	FGA	Year	Player	FGM	FGA
1970	Jimmy England	177	439	1988	Dyron Nix	235	460	2007	Chris Lofton	205	428
1971	Jimmy England	217	449	1989	Dyron Nix	254	492	2008	Tyler Smith	181	338
1972	Len Kosmalski	191	365	1990	Allan Houston	203	465	2009	Tyler Smith	196	446
	Mike Edwards	191	458	1991	Allan Houston	265	550	2010	Scotty Hopson	174	391
1973	Mike Edwards	176	347	1992	Allan Houston	223	492	2011	Scotty Hopson	188	416
1974	Ernie Grunfeld	180	363	1993	Allan Houston	211	454	2012	Jeronne Maymon	149	267
1975	Bernard King	273	439	1994	Ed Gray	149	405	2013	Jordan McRae	170	402
1976	Bernard King	260	454	1995	Steve Hamer	138	261	2014	Jordan McRae	223	512
1977	Bernard King	278	481	1996	Steve Hamer	187	325	2015	Josh Richardson	184	399
1978	Reggie Johnson	229	409	1997	Brandon Wharton	153	371	2016	Kevin Punter Jr.	177	385
1979	Reggie Johnson	286	487	1998	Brandon Wharton	143	365	2017	Robert Hubbs III	170	364
1980	Reggie Johnson	218	390	1999	Brandon Wharton	132	332	2018	Grant Williams	183	387
1981	Dale Ellis	215	360	2000	Vincent Yarbrough	172	368	2019	Admiral Schofield	238	502
1982	Dale Ellis	257	393	2001	Vincent Yarbrough	164	370	2020	John Fulkerson	156	255
1983	Dale Ellis	279	464	2002	Vincent Yarbrough	194	457	2021	Keon Johnson	111	247
1984	Willie Burton	197	377	2003	Ron Slay	211	434	2022	Kennedy Chandler	182	392
1985	Michael Brooks	242	472	2004	Brandon Crump	158	279	2023	Olivier Nkamhoua	157	306
1986	Tony White	249	493	2005	Chris Lofton	141	293	2024	Dalton Knecht	264	577
1987	Tony White	259	530	2006	Chris Lofton	174	373				

Bold = Most single-season field-goal makes since 1970

YEAR-BY-YEAR LEADERS (by percentage)

Year	Player	FGM	FGA	PCT	Year	Player	FGM	FGA	PCT	Year	Player	FGM	FGA	PCT
1970	Bobby Croft	166	332	50.0	1989	Doug Roth	127	239	53.1	2008	Tyler Smith	181	338	53.6
1971	Jimmy England	217	449	48.3	1990	Ronnie Reese	120	219	54.8	2009	J.P. Prince	127	222	57.2
1972	Larry Robinson	89	162	54.9	1991	Ronnie Reese	112	201	55.7	2010	J.P. Prince	132	249	53.0
1973	Larry Robinson	115	178	64.6	1992	Carlus Groves	150	278	54.0	2011	Tobias Harris	185	402	46.0
1974	Len Kosmalski	176	324	54.3	1993	Corey Allen	167	358	46.7	2012	Jeronne Maymon	149	267	55.8
1975	Doug Ashworth	95	139	68.3	1994	Shun Sheffield	95	159	59.8	2013	Jarnell Stokes	149	282	52.8
1976	Bernard King	260	454	57.3	1995	Steve Hamer	138	261	52.9	2014	Jeronne Maymon	128	240	53.3
1977	Reggie Johnson	131	203	64.5	1996	Steve Hamer	187	325	57.5	2015	Josh Richardson	184	399	46.1
1978	Reggie Johnson	229	409	56.0	1997	C.J. Black	98	190	51.6	2016	Kevin Punter Jr.	177	385	46.0
1979	Reggie Johnson	286	487	58.7	1998	C.J. Black	126	243	51.9	2017	Grant Williams	132	262	50.4
1980	Reggie Johnson	218	390	55.9	1999	Isiah Victor	126	214	58.9	2018	Grant Williams	183	387	47.3
1981	Dale Ellis	215	360	59.7	2000	C.J. Black	100	193	51.8	2019	Grant Williams	234	414	56.5
1982	Dale Ellis	257	393	65.4	2001	Isiah Victor	153	282	54.3	2020	John Fulkerson	156	255	61.2
1983	Dale Ellis	279	464	60.1	2002	Marcus Haislip	161	311	51.8	2021	John Fulkerson	89	169	52.7
1984	Rob Jones	108	194	55.7	2003	Brandon Crump	127	225	56.4	2022	Kennedy Chandler	182	392	46.4
1985	Rob Jones	181	301	60.1	2004	Brandon Crump	158	279	56.6	2023	Olivier Nkamhoua	157	306	51.3
1986	Rob Jones	127	219	58.0	2005	Andre Patterson	96	169	56.8	2024	Jonas Aidoo	173	336	51.5
1987	Dyron Nix	153	283	54.1	2006	Major Wingate	125	225	55.6	<i>Minimum 3.0 makes per game and 70 percent of games played</i>				
1988	Dyron Nix	235	460	51.1	2007	Duke Crews	115	222	51.8					

Bold = Highest single-season field-goal percentage since 1970



Allan Houston, pictured here during his 43-point performance against LSU (Feb. 10, 1990) in which set the program's single-game scoring record at Food City Center, owns the most made field goals in Tennessee history with 902, good for the fifth-most ever by an SEC player.

FREE THROWS

FREE THROWS MADE

■ GAME

- 23 Grant Williams at Vanderbilt (1/23/2019)
- 22 Bill Justus vs. Ohio (3/17/1969)
- 18 Tony White vs. Auburn (2/14/1987)
- 17 Carl Widseth at Auburn (2/25/1956)
- 17 Howard Wood vs. Ole Miss (1/7/1981)

■ SEASON

- 222 Carl Widseth (24 games) - 1955-56
- 213 Grant Williams (37 games) - 2018-19
- 189 Allan Houston (34 games) - 1991-92
- 177 Allan Houston (34 games) - 1990-91
- 173 Dyron Nix (29 games) - 1987-88
- 173 Ernie Grunfeld (27 games) - 1975-76
- 170 Tyler Smith (34 gms) - 2008-09
- 167 Jordan McRae (37 gms) - 2013-14
- 166 Dale Ellis (32 games) - 1982-83
- 165 Kevin Punter Jr. (26 games) - 2015-16
- 165 Tony White (29 games) - 1986-87
- 165 Allan Houston (30 games) - 1992-93

■ CAREER

- 651 Allan Houston (128 games) - 1989-93
- 621 Carl Widseth (88 games) - 1952-56
- 515 Ernie Grunfeld (101 games) - 1973-77
- 501 Grant Williams (104 games) - 2016-19
- 499 Tony White (127 games) - 1983-87
- 412 Dyron Nix (113 games) - 1985-89
- 403 C.J. Black (118 games) - 1996-00
- 402 Ron Slay (109 games) - 1999-03
- 401 C.J. Watson (119 games) - 2002-06
- 401 Dale Ellis (118 games) - 1979-83

FREE THROW ATTEMPTS

■ GAME

- 23 Grant Williams at Vanderbilt (1/23/2019)
- 23 Bill Justus vs. Ohio (3/17/1969)
- 20 Ed Wiener at Vanderbilt (12/30/1952)
- 20 Carl Widseth vs. Kentucky Wesleyan (12/10/1955)
- 20 Carl Widseth at Auburn (2/25/1956)
- 20 Howard Wood vs. Ole Miss (1/7/1981)

■ SEASON

- 288 Carl Widseth (24 games) - 1955-56
- 260 Grant Williams (37 games) - 2018-19
- 252 Steve Hamer (29 games) - 1995-96
- 230 Jarnell Stokes (37 games) - 2013-14
- 227 Dyron Nix (29 games) - 1987-88
- 225 Allan Houston (34 games) - 1991-92
- 225 Carl Widseth (22 games) - 1953-54
- 222 Tyler Smith (34 gms) - 2008-09
- 221 Dale Ellis (32 games) - 1982-83
- 214 Ernie Grunfeld (27 games) - 1975-76

■ CAREER

- 848 Carl Widseth (88 games) - 1952-56
- 767 Allan Houston (128 games) - 1989-93
- 661 Grant Williams (104 games) - 2016-19
- 653 Ernie Grunfeld (101 games) - 1973-77
- 594 Tony White (127 games) - 1983-87
- 583 Dyron Nix (113 games) - 1985-89
- 573 Steve Hamer (104 games) - 1992-96
- 572 Isiah Victor (125 games) - 1997-01
- 532 Ron Slay (109 games) - 1999-03
- 532 C.J. Black (118 games) - 1996-00

FREE THROW PERCENTAGE

■ GAME (MIN. 12 ATT.)

- 100.0 (23-23) Grant Williams at Vanderbilt (1/23/2019)
- 100.0 (14-14) Anthony Richardson vs. LSU (1/12/1985)
- 100.0 (14-14) Jimmy England at Ole Miss (1/4/1971)
- 100.0 (13-13) Lamonté Turner vs. Auburn (1/2/2018)
- 100.0 (13-13) Chris Lofton vs. ETSU (12/30/2006)
- 100.0 (13-13) Scooter McFadgon vs. Auburn (2/28/2004)
- 100.0 (13-13) Scooter McFadgon vs. Kentucky (1/20/2004)

- 100.0 (12-12) Tyrone Beaman vs. Florida (2/18/1984)
 100.0 (12-12) Howard Wood vs. Arizona State (12/15/1975)
 100.0 (12-12) Ernie Grunfeld at Mississippi State (1/25/1975)

■ SEASON (MIN. 100 ATT.)

- 91.2 Scooter McFadgon (134-147) - 2003-04
- 90.5 Bill Justus (133-147) - 1968-69
- 90.2 Tony White (165-183) - 1986-87
- 89.7 Jimmy England (131-146) - 1969-70
- 89.4 Danny Schultz (101-113) - 1963-64
- 89.0 Michael Brooks (146-164) - 1984-85
- 87.82 C.J. Watson (137-156) - 2005-06
- 87.77 Allan Houston (165-188) - 1992-93
- 87.32 Tony White (124-142) - 1985-86
- 87.25 Danny Schultz (89-102) - 1962-63

■ CAREER (MIN. 300 ATT.)

- 88.1 Jimmy England (319-362) - 1968-71
- 84.92 Bill Justus (338-398) - 1966-69
- 84.88 Allan Houston (651-767) - 1989-93
- 84.7 Michael Brooks (304-359) - 1980-83,84-85
- 84.2 Chris Lofton (320-380) - 2004-08
- 84.0 Tony White (499-594) - 1983-87
- 80.5 A.W. Davis (331-411) - 1962-65
- 80.4 Bill Hann (262-326) - 1966-69
- 80.2 Jordan Bowden (299-373) - 2016-19
- 80.1 Howard Wood (295-368) - 1977-81

MOST FREE THROWS MADE

■ BY CLASS

Freshman - 128, Tobias Harris (34 games) - 2010-11
 Sophomore - 177, Allan Houston (34 games) - 1990-91
 Junior - 213, Grant Williams (37 games) - 2018-19
 Senior - 222, Carl Widseth (24 games) - 1955-56

■ BY CAREER

4-Year Career - 651, Allan Houston (128 games) - 1989-93
 3-Year Career - 501, Grant Williams (104 games) - 2016-19
 2-Year Career - 228, Kevin Punter Jr. (58 games) - 2014-16
 1-Year Career - 159, Dalton Knecht (36 games) - 2023-24
 1-Year Freshman Career - 128, Tobias Harris (34 games) - 2010-11

MOST FREE THROWS ATTEMPTED

■ BY CLASS

Freshman - 189, Grant Williams (32 games) - 2016-17
 Sophomore - 225, Carl Widseth (22 games) - 1953-54
 Junior - 260, Grant Williams (37 games) - 2018-19
 Senior - 288, Carl Widseth (24 games) - 1955-56

■ BY CAREER

4-Year Career - 848, Carl Widseth (88 games) - 1952-56
 3-Year Career - 661, Jarnell Stokes (104 games) - 2018-19
 2-Year Career - 294, Kevin Punter Jr. (58 games) - 2014-16
 1-Year Career - 206, Dalton Knecht (36 games) - 2023-24
 1-Year Freshman Career - 170, Tobias Harris (34 games) - 2010-11

HIGHEST FREE THROW PERCENTAGE

■ BY CLASS (MIN. 100 ATT.)

Freshman - 82.2, Julian Phillips (97-118) - 2022-23
 Sophomore - 86.3, Allan Houston (177-205) - 1990-91
 Junior - 91.2, Scooter McFadgon (134-147) - 2003-04
 Senior - 90.5, Bill Justus (133-147) - 1968-69

■ BY CAREER

4-Year Career - 84.7, Michael Brooks (304-359) - 1980-83,84-85
 3-Year Career - 88.1, Jimmy England (319-362) - 1968-71
 2-Year Career - 88.4, Danny Schultz (190-215) - 1962-64
 1-Year Career - 81.0, Jaden Springer (81-100) - 2020-21

CONSECUTIVE FREE THROWS MADE

■ GAME

- 23 by Grant Williams at Vanderbilt (1/23/2019)
 18 by Bill Justus vs. Ohio (3/17/1969)

■ SEASON

- 39 by Michael Brooks (1984-85)
 39 by Danny Schultz (1962-63)
 38 by Chris Lofton (2005-06)
 38 by Allan Houston (1990-91)
 32 by Scooter McFadgon (2003-04)

YEAR-BY-YEAR LEADERS (by makes)

Year	Player	FTM	FTA	Year	Player	FTM	FTA	Year	Player	FTM	FTA
1970	Jimmy England	131	146	1989	Dyron Nix	103	144	2008	Tyler Smith	181	338
1971	Jimmy England	143	165	1990	Allan Houston	120	149	2009	Tyler Smith	170	222
1972	Len Kosmalski	106	140	1991	Allan Houston	177	205	2010	Wayne Chism	94	124
1973	Len Kosmalski	51	70	1992	Allan Houston	189	225	2011	Tobias Harris	128	170
1974	Ernie Grunfeld	93	128	1993	Allan Houston	165	188	2012	Trae Golden	130	157
1975	Bernard King	115	147	1994	Steve Hamer	93	116	2013	Trae Golden	126	162
1976	Ernie Grunfeld	173	214	1995	Steve Hamer	98	153	2014	Jordan McRae	167	212
1977	Ernie Grunfeld	142	179	1996	Steve Hamer	155	252	2015	Josh Richardson	99	124
1978	Reggie Johnson	115	166	1997	C.J. Black	117	153	2016	Kevin Punter Jr.	165	202
1979	Reggie Johnson	126	170	1998	C.J. Black	103	139	2017	Grant Williams	126	189
1980	Howard Wood	97	113	1999	C.J. Black	97	121	2018	Grant Williams	162	212
1981	Howard Wood	116	144	2000	Tony Harris	110	148	2019	Grant Williams	213	260
1982	Dale Ellis	121	152	2001	Ron Slay	120	171	2020	John Fulkerson	113	151
1983	Dale Ellis	166	221	2002	Vincent Yarbrough	112	163	2021	Jaden Springer	81	100
1984	Tyrone Beaman	83	104	2003	Ron Slay	151	193	2022	Zakai Zeigler	75	89
1985	Michael Brooks	146	164	2004	Scooter McFadgon	134	147	2023	Julian Phillips	97	118
1986	Tony White	124	142	2005	C.J. Watson	103	136	2024	Dalton Knecht	159	206
1987	Tony White	165	183	2006	C.J. Watson	137	156				
1988	Dyron Nix	173	227	2007	Chris Lofton	129	159				

Bold = Most single-season free-throw makes since 1970

YEAR-BY-YEAR LEADERS (by attempts)

Year	Player	FTM	FTA	Year	Player	FTM	FTA	Year	Player	FTM	FTA
1970	Bobby Croft	97	147	1989	Clarence Swearengen	86	147	2008	Tyler Smith	181	338
1971	Don Johnson	141	187	1990	Greg Bell	111	162	2009	Tyler Smith	170	222
1972	Len Kosmalski	106	140	1991	Allan Houston	177	205	2010	J.P. Prince	90	143
1973	Larry Robinson	50	80	1992	Allan Houston	189	225	2011	Tobias Harris	128	170
1974	Ernie Grunfeld	93	128	1993	Allan Houston	165	188	2012	Jeronne Maymon	121	184
1975	Bernard King	115	147	1994	Steve Hamer	93	116	2013	Jarnell Stokes	110	194
1976	Ernie Grunfeld	173	214	1995	Steve Hamer	98	153	2014	Jarnell Stokes	160	230
1977	Ernie Grunfeld	142	179	1996	Steve Hamer	155	252	2015	Josh Richardson	99	124
1978	Reggie Johnson	115	166	1997	C.J. Black	117	153	2016	Kevin Punter Jr.	165	202
1979	Reggie Johnson	126	170	1998	C.J. Black	103	139	2017	Grant Williams	126	189
1980	Reggie Johnson	88	116	1999	Isiah Victor	84	141	2018	Grant Williams	162	212
1981	Howard Wood	116	144	2000	Tony Harris	110	148	2019	Grant Williams	213	260
1982	Dale Ellis	121	152	2001	Isiah Victor	113	182	2020	John Fulkerson	113	151
1983	Dale Ellis	166	221	2002	Vincent Yarbrough	112	163	2021	Keon Johnson	71	101
1984	Dan Federmann	64	112	2003	Ron Slay	151	193	2022	Kennedy Chandler	60	99
1985	Michael Brooks	146	164	2004	Scooter McFadgon	134	147	2023	Julian Phillips	97	118
1986	Tony White	124	142	2005	C.J. Watson	103	136	2024	Dalton Knecht	159	206
1987	Tony White	165	183	2006	C.J. Watson	137	156				
1988	Dyron Nix	173	227	2007	Chris Lofton	129	159				

Bold = Most single-season free-throw attempts since 1970

YEAR-BY-YEAR LEADERS (by percentage)

Year	Player	FTM	FTA	PCT	Year	Player	FTM	FTA	PCT	Year	Player	FTM	FTA	PCT
1970	Jimmy England	131	146	89.7	1989	Dyron Nix	103	144	71.5	2008	Chris Lofton	101	120	84.2
1971	Jimmy England	143	165	86.7	1990	Allan Houston	120	149	80.5	2009	Tyler Smith	170	222	76.6
1972	Mike Edwards	103	119	86.6	1991	Allan Houston	177	205	86.3	2010	Wayne Chism	94	124	75.8
1973	Len Kosmalski	51	70	72.9	1992	Allan Houston	189	225	84.0	2011	Tobias Harris	128	170	75.3
1974	John Snow	81	91	89.0	1993	Allan Houston	165	188	87.8	2012	Trae Golden	130	157	82.8
1975	Mike Jackson	69	84	82.1	1994	Steve Hamer	93	116	80.2	2013	Trae Golden	126	162	77.8
1976	Ernie Grunfeld	173	214	80.8	1995	Damon Johnson	64	87	73.6	2014	Jordan McRae	167	212	78.8
1977	Mike Jackson	73	86	84.9	1996	Brandon Wharton	86	115	74.8	2015	Josh Richardson	99	124	79.8
1978	Terry Crosby	79	106	74.5	1997	Brandon Wharton	90	113	79.6	2016	Kevin Punter Jr.	165	202	81.7
1979	Reggie Johnson	126	170	74.1	1998	C.J. Black	103	139	74.1	2017	Robert Hubbs III	93	111	83.8
1980	Howard Wood	97	113	85.8	1999	C.J. Black	97	121	80.2	2018	Grant Williams	162	212	76.4
1981	Gary Carter	88	108	81.5	2000	Tony Harris	110	148	74.3	2019	Grant Williams	213	260	81.9
1982	Dale Ellis	121	152	79.6	2001	Tony Harris	103	133	77.4	2020	Jordan Bowden	97	118	82.2
1983	Dale Ellis	166	221	75.1	2002	Marcus Haislip	80	111	72.1	2021	Jaden Springer	81	100	81.0
1984	Tony White	79	107	73.8	2003	Ron Slay	151	193	78.2	No player met the minimum				
1985	Michael Brooks	146	164	89.0	2004	Scooter McFadgon	134	147	91.2	2023	Julian Phillips	97	118	82.2
1986	Tony White	124	142	87.3	2005	Scooter McFadgon	77	93	82.8	2024	Dalton Knecht	159	206	77.2
1987	Tony White	165	183	90.2	2006	C.J. Watson	137	156	87.8	<i>Minimum 3.0 attempts per game and 70 percent of games played</i>				
1988	Dyron Nix	173	227	76.2	2007	Chris Lofton	129	159	81.1					

Bold = Highest single-season free-throw percentage since 1970

OUTLOOK

PLAYERS

STAFF

REVIEW

RESULTS

RECORDS

HONORS

POSTSEASON

VOLMANAC

MEDIA INFO



3-POINT FIELD GOALS

3-POINT FIELD GOALS MADE

The NCAA adopted the 19' 9" line nationally starting with the 1986-87 season. In 2007, the NCAA extended the distance to 20' 9" inches, with the rule going into effect at the beginning of the 2008-09 season. In June of 2019, the NCAA again extended the 3-point line to match the international distance of 22' 3 3/4", effective for the 2019-20 campaign.

■ GAME

- 1. 9 Chris Lofton at Georgia (2/11/2006)
- 2. 8 Jordan McRae at Georgia (3/2/2013)
- 8 Chris Lofton vs. North Carolina A&T (11/27/2007)
- 8 Allan Houston vs. Fordham (12/29/1989)
- 5. 7 Victor Bailey Jr. vs. South Carolina (2/17/2021)
- 7 Lamonté Turner vs. Presbyterian (12/6/2016)
- 7 Chris Lofton vs. Georgia (1/26/2008)
- 7 JaJuan Smith vs. Middle Tennessee (11/20/2007)
- 7 Chris Lofton vs. Texas (12/23/2006)
- 7 Chris Lofton at La-Lafayette (11/27/2006)
- 7 Chris Lofton at Arkansas (2/26/2005)
- 7 Chris Lofton vs. South Carolina (2/23/2005)
- 7 Vincent Yarbrough at Kentucky (2/19/2002)
- 7 Tony Harris vs. Arizona (11/13/1998)
- 7 Brandon Wharton at Georgia (2/28/1998)
- 7 Brandon Wharton vs. Georgia (3/7/1996)
- 7 Allan Houston vs. Rutgers (11/19/1992)
- 7 Allan Houston at Ole Miss (1/26/1991)

■ SEASON

- 1. 118 Chris Lofton (36 games) - 2007-08
- 2. 114 Chris Lofton (30 games) - 2005-06
- 3. 106 Chris Lofton (31 games) - 2006-07
- 4. 102 Santiago Vescovi (35 games) - 2021-22
- 5. 99 Allan Houston (34 games) - 1990-91
- 6. 93 Dalton Knecht (36 games) - 2023-24
- 93 JaJuan Smith (36 games) - 2007-08
- 93 Chris Lofton (31 games) - 2004-05
- 9. 91 Santiago Vescovi (33 games) - 2022-23
- 10. 89 JaJuan Smith (35 games) - 2006-07

■ CAREER

- 1. 431 Chris Lofton (128 games) - 2004-08
- 2. 346 Allan Houston (128 games) - 1989-93
- 3. 325 Santiago Vescovi (149 games) - 2019-24*
- 4. 253 JaJuan Smith (126 games) - 2004-08
- 5. 240 Tony Harris (121 games) - 1997-01
- 6. 231 Brandon Wharton (115 games) - 1995-99
- 7. 209 Jon Higgins (124 games) - 1999-03
- 8. 196 Josiah-Jordan James (144 games) - 2019-24*
- 9. 186 Jordan Bowden (132 games) - 2016-20
- 10. 184 Admiral Schofield (132 games) - 2018-19

* received an extra season of eligibility (COVID-19)

3-POINT FIELD GOAL ATTEMPTS

■ GAME

- 1. 20 Chris Lofton vs. North Carolina A&T (11/27/2007)
- 2. 18 Chris Lofton vs. Wichita State (3/18/2006)
- 3. 17 Greg Bell vs. Kentucky (1/21/1989)
- 4. 16 Chris Lofton vs. Texas (12/23/2006)
- 5. 15 Dalton Knecht vs. Kentucky (3/9/2024)
- 15 Chris Lofton at Vanderbilt (2/26/2008)
- 15 Chris Lofton vs. Alabama (2/21/2007)
- 15 Allan Houston vs. LSU (2/10/1990)

■ SEASON

- 1. 307 Chris Lofton (36 games) - 2007-08
- 2. 261 Chris Lofton (30 games) - 2005-06
- 3. 253 Santiago Vescovi (35 games) - 2021-22
- 253 Chris Lofton (31 games) - 2006-07
- 5. 246 Santiago Vescovi (33 games) - 2022-23
- 6. 243 JaJuan Smith (36 games) - 2007-08
- 7. 242 JaJuan Smith (35 games) - 2006-07
- 8. 234 Dalton Knecht (36 games) - 2023-24
- 9. 231 Allan Houston (34 games) - 1990-91
- 10. 225 Jordan McRae (37 games) - 2013-14

■ CAREER

- 1. 1021 Chris Lofton (128 games) - 2004-08
- 2. 873 Santiago Vescovi (149 games) - 2019-24*
- 3. 817 Allan Houston (128 games) - 1989-93
- 4. 681 JaJuan Smith (126 games) - 2004-08
- 5. 665 Tony Harris (121 games) - 1997-01
- 6. 597 Josiah-Jordan James (144 games) - 2019-24*
- 7. 578 Brandon Wharton (115 games) - 1995-99
- 8. 546 Jordan Bowden (132 games) - 2016-20
- 9. 526 Vincent Yarbrough (127 games) - 1998-02
- 10. 525 Jon Higgins (124 games) - 1999-03

* received an extra season of eligibility (COVID-19)

3-POINT FIELD GOAL PERCENTAGE

■ GAME (MIN. 5 ATT.)

- 1. 100.0 (6-6) Jordan McRae vs. LSU (2/19/2013)
- 100.0 (6-6) JaJuan Smith vs. Arkansas (2/13/2008)
- 100.0 (5-5) Santiago Vescovi vs. Austin Peay (12/21/2022)
- 100.0 (5-5) Justin Powell vs. Presbyterian (11/30/2021)
- 100.0 (5-5) Jordan Bone vs. Kentucky (3/2/2019)
- 100.0 (5-5) Jordan Bowden at Wake Forest (12/23/2017)
- 100.0 (5-5) C.J. Watson vs. Campbell (12/23/2004)
- 100.0 (5-5) Chris Lofton at New Mexico (12/18/2004)
- 100.0 (5-5) Thaydeus Holden vs. Vanderbilt (1/18/2003)
- 100.0 (5-5) Shane Carnes vs. Michigan State (12/20/1994)

YEAR-BY-YEAR LEADERS (by makes)

Year	Player	3PM	3PA	Year	Player	3PM	3PA	Year	Player	3PM	3PA
1987	Tony White	28	68	2000	Tony Harris	73	193	2013	Jordan McRae	60	169
1988	Greg Bell	39	98	2001	Tony Harris	55	159	2014	Jordan McRae	79	225
1989	Greg Bell	62	155	2002	Vincent Yarbrough	60	167	2015	Josh Richardson	46	128
1990	Allan Houston	83	192	2003	Jon Higgins	53	129	2016	Devon Baulkman	62	186
1991	Allan Houston	99	231	2004	Scotter McFadgon	65	171	2017	Lamonté Turner	41	125
1992	Allan Houston	82	196	2005	Chris Lofton	93	200	2018	Lamonté Turner	70	177
1993	Allan Houston	82	198	2006	Chris Lofton	114	261	2019	Admiral Schofield	74	177
1994	Ed Gray	49	176	2007	Chris Lofton	106	253	2020	Jordan Bowden	49	171
1995	Shane Carnes	52	132	2008	Chris Lofton	118	307	2021	Santiago Vescovi	53	142
1996	Brandon Wharton	56	141	2009	Scotty Hopson	46	129	2022	Santiago Vescovi	102	253
1997	Brandon Wharton	58	135	2010	Scotty Hopson	52	156	2023	Santiago Vescovi	91	246
1998	Brandon Wharton	63	147	2011	Scotty Hopson	53	141	2024	Dalton Knecht	93	234
1999	Tony Harris	64	164	2012	Skylar McBee	63	161				

Bold = Most single-season 3-point makes and attempts since 1987

■ SEASON (MIN. 100 ATT.)

1.	48.6	Jon Higgins (53-109) - 2000-01
2.	46.5	Chris Lofton (93-200) - 2004-05
3.	43.7	Chris Lofton (114-261) - 2005-06
4.	43.4	Mark Griffin (49-113) - 1988-89
5.	43.2	Allan Houston (83-192) - 1989-90
6.	43.1	Greg Bell (66-153) - 1989-90
7.	43.0	Brandon Wharton (58-135) - 1996-97
8.	42.9	Brandon Wharton (63-147) - 1997-98
	42.9	Allan Houston (99-231) - 1990-91
10	42.2	C.J. Watson (49-116) - 2005-06

■ CAREER (MIN. 200 ATT.)

1.	42.4	Allan Houston (346-817) - 1989-93
2.	42.2	Chris Lofton (430-1021) - 2004-08
3.	40.0	Brandon Wharton (231-578) - 1995-99
4.	39.9	Greg Bell (171-429) - 1987-91
5.	39.8	Jon Higgins (209-525) - 1999-03
6.	39.7	Dalton Knecht (93-234) - 2023-24
7.	39.6	C.J. Watson (165-417) - 2002-06
8.	38.7	Admiral Schofield (184-476) - 2015-19
9.	37.3	Thaydeus Holden (82-220) - 2001-03
10.	37.2	Santiago Vescovi (325-873) - 2019-24*

* received an extra season of eligibility (COVID-19)

3-POINT FIELD GOALS PER GAME

■ SEASON (MIN. 30 MADE)

1.	3.80	Chris Lofton (114/30 games) - 2005-06
2.	3.42	Chris Lofton (106/31 games) - 2006-07
3.	3.28	Chris Lofton (118/36 games) - 2007-08
4.	3.00	Chris Lofton (93/31 games) - 2004-05
5.	2.914	Santiago Vescovi (102/35 games) - 2021-22
6.	2.912	Allan Houston (99/34 games) - 1990-91
7.	2.77	Allan Houston (83/30 games) - 1989-90
8.	2.76	Santiago Vescovi (91/33 games) - 2022-23
9.	2.73	Allan Houston (82/30 games) - 1992-93
10.	2.58	Dalton Knecht (93/36 games) - 2023-24
	2.58	JaJuan Smith (93/36 games) - 2007-08

■ CAREER (MIN. 50 MADE)

1.	3.37	Chris Lofton (431/128 games) - 2004-08
2.	2.70	Allan Houston (346/128 games) - 1989-93
3.	2.58	Dalton Knecht (93/36 games) - 2023-24
4.	2.18	Santiago Vescovi (325/149 games) - 2019-24*
5.	2.03	Scooter McFadgon (110/54 games) - 2003-05
6.	2.01	Brandon Wharton (231/115 games) - 1995-99
7.	2.01	JaJuan Smith (253/126 games) - 2004-08
8.	1.98	Tony Harris (240/121 games) - 1997-01
9.	1.745	Greg Bell (171/98 games) - 1987-91
10.	1.741	Kevin Punter Jr. (101/58 games) - 2014-16

* received an extra season of eligibility (COVID-19)

MOST 3-POINT FIELD GOALS MADE

■ BY CLASS

Freshman - 93, Chris Lofton (31 games) - 2004-05
Sophomore - 114, Chris Lofton (30 games) - 2005-06
Junior - 106, Chris Lofton (31 games) - 2006-07
Senior - 118, Chris Lofton (36 games) - 2007-08

■ BY CAREER

4-Year Career - 431, Chris Lofton (128 games) - 2004-08
3-Year Career - 151, Scotty Hopson (103 games) - 2009-11
2-Year Career - 110, Scooter McFadgon (54 games) - 2003-05
1-Year Career - 93, Dalton Knecht (36 games) - 2023-24
1-Year Freshman Career - 49, Ed Gray (27 games) - 1993-94

MOST 3-POINT FIELD GOALS ATTEMPTED

■ BY CLASS

Freshman - 200, Chris Lofton (31 games) - 2004-05
Sophomore - 261, Chris Lofton (30 games) - 2005-06
Junior - 253, Santiago Vescovi (35 games) - 2021-22
253, Chris Lofton (31 games) - 2006-07
Senior - 307, Chris Lofton (36 games) - 2007-08

■ BY CAREER

4-Year Career - 1021, Chris Lofton (128 games) - 2004-08
3-Year Career - 426, Scotty Hopson (103 games) - 2009-11
2-Year Career - 306, Scooter McFadgon (54 games) - 2003-05
1-Year Career - 234, Dalton Knecht (36 games) - 2023-24
1-Year Freshman Career - 176, Ed Gray (27 games) - 1993-94

HIGHEST 3-POINT FIELD GOAL PERCENTAGE

■ BY CLASS (MIN. 100 ATT.)

Freshman - 46.5, Chris Lofton (93-200) - 2004-05
Sophomore - 48.6, Jon Higgins (53-109) - 2000-01
Junior - 43.1, Greg Bell (66-153) - 1989-90
Senior - 43.4, Mark Griffin (49-113) - 1988-89

■ BY CAREER

4-Year Career - 42.4, Allan Houston (346-817) - 1989-93
3-Year Career - 35.4, Scotty Hopson (151-426) - 2009-11
2-Year Career - 37.3, Thaydeus Holden (82-220) - 2001-03
1-Year Career - 39.7, Dalton Knecht (93-234) - 2023-24
1-Year Freshman Career - 38.3, Kennedy Chandler (49-128) - 2021-22

YEAR-BY-YEAR LEADERS (by percentage)

Year	Player	3PM	3PA	PCT
1987	No player met the minimum			
1988	Greg Bell	39	98	39.8
1989	Mark Griffin	49	113	43.4
1990	Allan Houston	83	192	43.2
1991	Allan Houston	99	231	42.9
1992	Allan Houston	82	196	41.8
1993	Allan Houston	82	198	41.4
1994	Cortez Barnes	45	139	32.4
1995	Shane Carnes	52	132	39.4
1996	Brandon Wharton	56	141	39.7
1997	Brandon Wharton	58	135	43.0
1998	Brandon Wharton	63	147	42.9
1999	Tony Harris	64	164	39.0

Year	Player	3PM	3PA	PCT
2000	Tony Harris	73	193	37.8
2001	Jon Higgins	53	109	48.6
2002	Jon Higgins	50	139	36.0
2003	Jon Higgins	53	129	41.1
2004	C.J. Watson	44	107	41.1
2005	Chris Lofton	93	200	46.5
2006	Chris Lofton	114	261	43.7
2007	Chris Lofton	106	253	41.9
2008	Chris Lofton	118	307	38.4
2009	Scotty Hopson	46	129	35.7
2010	Scotty Hopson	52	156	33.3
2011	Scotty Hopson	53	141	37.6
2012	Skylar McBee	63	161	39.1

Year	Player	3PM	3PA	PCT
2013	Jordan McRae	60	169	35.5
2014	Jordan McRae	79	225	35.1
2015	Josh Richardson	46	128	35.9
2016	Kevin Punter Jr.	58	157	36.9
2017	Lamonté Turner	41	125	32.8
2018	Lamonté Turner	70	177	39.5
2019	Admiral Schofield	74	177	41.8
2020	Santiago Vescovi	36	100	36.0
2021	Santiago Vescovi	53	142	37.3
2022	Santiago Vescovi	102	253	40.3
2023	Santiago Vescovi	91	246	37.0
2024	Dalton Knecht	93	234	39.7

Minimum 3.0 attempts per game

Bold = Highest single-season 3-point field-goal percentage since 1987



ASSISTS

ASSISTS

■ GAME

ALL 46 11-ASSIST OUTINGS ARE LISTED

1. 19 Bill Hann vs. Alabama (1/6/1968)
2. 16 Bert Bertelkamp vs. Maryland (3/8/1980)
- 16 Johnny Darden vs. vs. Northwestern (12/21/1977)
- 16 Rodney Woods at Georgia (2/1/1975)
5. 15 Fred Jenkins vs. Georgia (2/28/1987)
6. 14 Zakai Zeigler vs. Texas A&M (2/24/2024)
- 14 Lamonté Turner vs. Murray State (11/12/2019)
- 14 LaMarcus Golden at South Carolina (1/19/1994)
- 14 Rodney Woods vs. Auburn (2/3/1973)
10. 13 Zakai Zeigler at Kentucky (2/3/2024)
- 13 Johnny Darden at Auburn (3/6/1978)
- 13 Johnny Darden vs. Xavier (12/21/1976)
- 13 Johnny Darden at LSU (11/26/1974)
- 13 Rodney Woods vs. Wisconsin-Milwaukee (11/30/1974)
- 13 Rodney Woods vs. Vermont (12/30/1974)
- 13 Rodney Woods vs. Ole Miss (1/11/1975)
- 13 Rodney Woods at LSU (3/1/1975)
- 13 Rodney Woods vs. Georgia (3/8/1975)
19. 12 Lamonté Turner vs. Chattanooga (11/25/2019)
- 12 LaMarcus Golden vs. UT-Martin (11/26/1993)
- 12 Tony Harris vs. Austin Peay (11/27/2000)
- 12 Tyrone Beaman at Auburn (1/24/1983)
- 12 Johnny Darden at Kentucky (2/15/1978)
- 12 Johnny Darden at Mississippi State (2/13/1978)
- 12 Johnny Darden vs. Georgia (1/21/1978)
- 12 Johnny Darden vs. Duke (12/7/1976)
- 12 Johnny Darden vs. LSU (2/12/1977)
- 12 Johnny Darden vs. Kentucky (3/5/1977)
- 12 Johnny Darden vs. Syracuse (3/13/1977)
- 12 Rodney Woods vs. Mississippi State (2/24/1975)
- 12 Jimmy England at Florida (2/15/1971)
32. 11 Zakai Zeigler vs. South Carolina (2/25/2023)
- 11 Lamonté Turner vs. Jacksonville State (12/21/2019)
- 11 Jordan Bone vs. Samford (12/19/2018)
- 11 Trae Golden vs. Louisiana-Monroe (11/16/2011)
- 11 Bobby Maze vs. UT-Chattanooga (11/15/2008)
- 11 Tyrone Beaman vs. Georgia (1/3/1983)
- 11 Fred Jenkins vs. LSU (1/11/1986)
- 11 Travis Henry vs. UT-Chattanooga (12/3/1988)
- 11 Allan Houston vs. LSU (2/10/1990)
- 11 Dane Bradshaw vs. Long Beach State (3/16/2007)
- 11 Johnny Darden vs. East Carolina (12/5/1978)
- 11 Johnny Darden at Auburn (2/5/1977)
- 11 Johnny Darden vs. Mississippi State (2/21/1976)
- 11 Rodney Woods vs. Santa Clara (12/29/1973)
- 11 Rodney Woods vs. Mississippi State (1/26/1974)

■ SEASON

ALL 17 150-ASSIST SEASONS ARE LISTED

1. 227 Rodney Woods (26 games) - 1974-75
2. 221 Johnny Darden (27 games) - 1976-77
3. 218 Zakai Zeigler (36 games) - 2023-24
4. 215 Jordan Bone (37 games) - 2018-19
5. 192 Johnny Darden (23 games) - 1977-78
6. 184 Tyrone Beaman (32 games) - 1982-83
7. 173 Bill Hann (28 games) - 1968-69
8. 165 Dane Bradshaw (35 games) - 2006-07
9. 164 Johnny Darden (27 games) - 1975-76
10. 161 Zakai Zeigler (30 games) - 2022-23
- 161 Kennedy Chandler (34 games) - 2021-22
12. 160 C.J. Watson (29 games) - 2002-03
13. 156 Rodney Woods (26 games) - 1973-74
14. 155 LaMarcus Golden (27 games) - 1993-94
- 155 C.J. Watson (31 games) - 2004-05
16. 154 Trae Golden (34 games) - 2011-12
- 154 Bert Bertelkamp (29 games) - 1979-80

■ CAREER

1. 715 Johnny Darden (109 games) - 1975-79
2. 577 C.J. Watson (119 games) - 2002-06
3. 525 Rodney Woods (76 games) - 1972-75
4. 509 Tony Harris (121 games) - 1997-01
5. 491 Tyrone Beaman (121 games) - 1980-84
6. 472 Zakai Zeigler (101 games) - 2021-24 - *still active*
7. 460 Allan Houston (128 games) - 1989-93
8. 453 Santiago Vescovi (149 games) - 2019-24*
9. 405 Jordan Bone (95 games) - 2016-19
10. 397 Michael Brooks (127 games) - 1980-83,84-85
11. 388 Fred Jenkins (110 games) - 1983-87
12. 386 Dane Bradshaw (124 games) - 2003-07
13. 352 Jon Higgins (124 games) - 1999-03
14. 347 Lamonté Turner (106 games) - 2016-20
15. 344 Trae Golden (96 games) - 2010-13

* received an extra season of eligibility (COVID-19)

ASSISTS PER GAME


■ SEASON

1. 8.73 Rodney Woods (227/26 games) - 1974-75
2. 8.35 Johnny Darden (192/23 games) - 1977-78
3. 8.19 Johnny Darden (221/27 games) - 1976-77
4. 7.09 Lamonté Turner (78/11 games) - 2019-20
5. 6.18 Bill Hann (173/28 games) - 1968-69
- 6.07 Johnny Darden (164/27 games) - 1975-76
7. 6.06 Zakai Zeigler (218/36 games) - 2023-24
8. 6.00 Rodney Woods (156/26 games) - 1973-74
- 5.92 Rodney Woods (142/24 games) - 1972-73
10. 5.81 Jordan Bone (215/37 games) - 2018-19
11. 5.75 Tyrone Beaman (184/32 games) - 1982-83
12. 5.74 LaMarcus Golden (155/27 games) - 1993-94
13. 5.54 Fred Jenkins (133/24 games) - 1986-87
14. 5.52 C.J. Watson (160/29 games) - 2002-03
15. 5.37 Zakai Zeigler (161/30 games) - 2022-23

■ CAREER

1. 6.91 Rodney Woods (525/76 games) - 1972-75
2. 6.56 Johnny Darden (715/109 games) - 1975-79
3. 5.11 LaMarcus Golden (291/57 games) - 1992-94
4. 4.85 C.J. Watson (577/119 games) - 2002-06
5. 4.74 Kennedy Chandler (161/34 games) - 2021-22
7. 4.53 Clarence Swearngen (263/58 games) - 1987-89
8. 4.26 Jordan Bone (405/95 games) - 2016-19
8. 4.21 Tony Harris (509/121 games) - 1997-01
9. 4.06 Tyrone Beaman (491/121 games) - 1980-84
10. 3.62 Damon Johnson (199/55 games) - 1994-96
11. 3.59 Allan Houston (460/128 games) - 1989-93
12. 3.58 Trae Golden (344/96 games) - 2010-13
13. 3.53 Fred Jenkins (388/110 games) - 1983-87
14. 3.41 Shane Williams (191/56 games) - 1994-96
15. 3.27 Lamonté Turner (347/106 games) - 2016-20

Zakai Zeigler's 4.67 mark (472/101 games) through 2023-24 would put him seventh if his career was complete



Johnny Darden dished out a school-record 715 assists during his four-year career, averaging an incredible 6.56 assists per game.

MOST ASSISTS

■ BY CLASS

- Freshman - 164, Johnny Darden (27 games) - 1975-76
- Sophomore - 221, Johnny Darden (27 games) - 1976-77
- Junior - 218, Jordan Bone (36 games) - 2023-24
- Senior - 227, Rodney Woods (26 games) - 1974-75

■ BY CAREER

- 4-Year Career - 715, Johnny Darden (109 games) - 1975-79
- 3-Year Career - 525, Rodney Woods (76 games) - 1972-75
- 2-Year Career - 263, Clarence Swearngen (58 games) - 1987-89
- 1-Year Career - 161, Kennedy Chandler (34 games) - 2021-22

MOST ASSISTS PER GAME

■ BY CLASS

- Freshman - 6.1, Johnny Darden (27 games) - 1975-76
- Sophomore - 8.2, Johnny Darden (27 games) - 1976-77
- Junior - 8.3, Johnny Darden (23 games) - 1977-78
- Senior - 8.7, Rodney Woods (26 games) - 1974-75

■ BY CAREER

- 4-Year Career - 6.6, Johnny Darden (109 games) - 1975-79
- 3-Year Career - 6.9, Rodney Woods (76 games) - 1972-75
- 2-Year Career - 5.1, LaMarcus Golden (57 games) - 1992-94
- 1-Year Career - 4.7, Kennedy Chandler (34 games) - 2021-22

YEAR-BY-YEAR LEADERS (per game)

Year	Player	G	Asts	APG	Year	Player	G	Asts	APG	Year	Player	G	Asts	APG
1969	Bill Hann	28	173	6.2	1988	Clarence Swearngen	28	122	4.4	2007	Dane Bradshaw	35	165	4.7
1970	Jimmy England	25	63	2.5	1989	Clarence Swearngen	30	141	4.7	2008	Tyler Smith	36	122	3.4
1971	Jimmy England	28	146	5.2	1990	Allan Houston	30	127	4.2	2009	Tyler Smith	34	114	3.4
1972	Steve Hirschorn	23	83	3.6	1991	Allan Houston	34	131	3.9	2010	Bobby Maze	37	118	3.2
1973	Rodney Woods	24	142	5.9	1992	Allan Houston	34	110	3.2	2011	Melvin Goins	33	93	2.8
1974	Rodney Woods	26	156	6.0	1993	LaMarcus Golden	30	136	4.5	2012	Trae Golden	34	154	4.5
1975	Rodney Woods	26	227	8.7	1994	LaMarcus Golden	27	155	5.7	2013	Trae Golden	31	121	3.9
1976	Johnny Darden	27	164	6.1	1995	Damon Johnson	27	128	4.7	2014	Jordan McRae	37	91	2.5
1977	Johnny Darden	27	221	8.2	1996	Shane Williams	29	113	3.9	2015	Josh Richardson	32	115	3.6
1978	Johnny Darden	23	192	8.3	1997	Cornelius Jackson	27	65	2.4	2016	Armani Moore	33	134	4.1
1979	Johnny Darden	32	138	4.2	1998	Tony Harris	27	113	4.2	2017	Jordan Bone	23	66	2.9
1980	Bert Bertelkamp	29	154	5.3	1999	Tony Harris	30	143	4.8	2018	Jordan Bone	35	124	3.5
1981	Michael Brooks	29	90	3.1	2000	Tony Harris	33	134	4.1	2019	Jordan Bone	37	215	5.8
1982	Tyrone Beaman	30	125	4.2	2001	Tony Harris	33	119	3.6	2020	Lamonté Turner	11	78	7.1
1983	Tyrone Beaman	32	184	5.8	2002	Jon Higgins	31	122	3.9	2021	Santiago Vescovi	27	84	3.1
1984	Tyrone Beaman	35	134	3.9	2003	C.J. Watson	29	160	5.5	2022	Kennedy Chandler	34	161	4.7
1985	Michael Brooks	37	132	3.6	2004	C.J. Watson	29	145	5.0	2023	Zakai Zeigler	30	161	5.4
1986	Fred Jenkins	16	62	3.9	2005	C.J. Watson	31	155	5.0	2024	Zakai Zeigler	36	218	6.1
1987	Fred Jenkins	24	133	5.5	2006	C.J. Watson	30	117	3.9					

Bold = Most single-season assists and assists per game since 1969

ASSIST/TURNOVER RATIO

Tennessee first started tracking turnovers as an official stat beginning with the 1977-78 season. Thus, all records listed here only reflect assist/turnover ratio since the stat has been recorded.

Some former Vols who played before 1977-78 and would likely have been among the leaders listed on this spread include, but are not limited to: Bert Bertelkamp (career data incomplete) Bill Hann, Jimmy England, Steve Hirschorn, Rodney Woods and Johnny Darden (career data incomplete).

ASSIST/TURNOVER RATIO

■ SEASON

- 1. 2.91 Jordan Bone (215/74 in 37 games) - 2018-19
- 2. 2.821 Jon Higgins (79/28 in 27 games) - 2002-03
- 3. 2.818 Jordan Bone (124/44 in 35 games) - 2017-18
- 4. 2.79 Zakai Zeigler (218/78 in 36 games) - 2023-24
- 5. 2.762 Dane Bradshaw (116/42 in 30 games) - 2005-06
- 6. 2.756 Shane Williams (113/41 in 29 games) - 1995-96
- 7. 2.75 Dane Bradshaw (165/60 in 35 games) - 2006-07
- 8. 2.56 Darius Thompson (87/34 in 37 games) - 2013-14
- 9. 2.53 Santiago Vescovi (86/34 in 35 games) - 2023-24
- 10. 2.50 Lamonté Turner (105/42 in 28 games) - 2018-19
- 11. 2.37 Zakai Zeigler (161/68 in 30 games) - 2022-23
- 12. 2.29 Jon Higgins (80/35 in 33 games) - 2000-01
- 13. 2.27 Bobby Maze (118/52 in 37 games) - 2009-10
- 14. 2.25 Michael Brooks (90/40 in 29 games) - 1980-81
- 15. 2.24 Jordan Howell (76/34 in 35 games) - 2007-08
- 16. 2.16 Trae Golden (69/32 in 31 games) - 2010-11
- 17. 2.14 Bert Bertelkamp (154/72 in 29 games) - 1979-80
- 18. 2.11 Antonio Barton (76/36 in 37 games) - 2013-14
- 19. 2.10 Jon Higgins (122/58 in 31 games) - 2001-02
- 20. 2.09 Orlando Berry (69/33 in 25 games) - 1991-92

Minimum: 2.0 assists per game

■ CAREER

- 1. 2.70 Jordan Bone (405/150 in 95 games) - 2016-19
- 2. 2.20 Jon Higgins (352/160 in 124 games) - 1999-2003
- 3. 2.144 Dane Bradshaw (386/180 in 124 games) - 2003-07
- 4. 2.142 Bobby Maze (227/106 in 71 games) - 2008-10
- 5. 1.91 Lamonté Turner (347/182 in 106 games) - 2016-20
- 6. 1.820 C.J. Watson (577/317 in 119 games) - 2002-06
- 7. 1.819 Shane Williams (191/105 in 56 games) - 1994-96
- 8. 1.78 Trae Golden (344/193 in 96 games) - 2010-13
- 9. 1.75 Santiago Vescovi (453/259 in 149 games) - 2019-24*
- 10. 1.70 Tyler Smith (280/165 in 82 games) - 2008-10
- 11. 1.62 Clarence Swarengen (263/162 in 58 games) - 1987-89
- 12. 1.60 LaMarcus Golden (291/183 in 57 games) - 1992-94
- 13. 1.56 Melvin Goins (150/96 in 64 games) - 2009-11
- 14. 1.50 Tyrone Beaman (491/328 in 121 games) - 1980-84
- 15. 1.452 Travis Henry (225/155 in 97 games) - 1985-89
- 16. 1.446 Tony Harris (509/352 in 121 games) - 1997-2001
- 17. 1.40 Michael Brooks (397/284 in 127 games) - 1980-85
- 18. 1.37 Ramar Smith (224/164 in 71 games) - 2007-08
- 19. 1.333 Fred Jenkins (388/291 in 110 games) - 1983-87
- 20. 1.330 Jay Price (278/209 in 116 games) - 1988-92

* received an extra season of eligibility (COVID-19)

Minimum: 2.0 assists per game and 40 games played

Zakai Zeigler's 2.29 mark (472/206 in 101 games) through 2023-24 would put him second if his career was complete

BEST ASSIST/TURNOVER RATIO

■ BY CLASS

Freshman - 2.56, Darius Thompson (87/34 in 37 games) - 2013-14
Sophomore - 2.82, Jordan Bone (124/44 in 35 games) - 2017-18
Junior - 2.91, Jordan Bone (215/74 in 37 games) - 2018-19
Senior - 2.82, Jon Higgins (79/28 in 27 games) - 2002-03

■ BY CAREER

4-Year Career - 2.20, Jon Higgins (352/160 in 124 games) - 1999-2003
3-Year Career - 2.70, Jordan Bone (405/150 in 95 games) - 2016-19
2-Year Career - 2.14, Bobby Maze (227/106 in 71 games) - 2008-10
1-Year Career - 2.56, Darius Thompson (87/34 in 37 games) - 2013-14



In 95 games during his three-year Tennessee career, **Jordan Bone** maintained a program-record 2.70 assist/turnover ratio.

YEAR-BY-YEAR LEADERS (min. 2.0 apg)

Year	Player	Asts	TO	Ratio	Year	Player	Asts	TO	Ratio	Year	Player	Asts	TO	Ratio
1978	Johnny Darden	192	100	1.92	1997	Aaron Green	56	41	1.37	2016	Armani Moore	134	85	1.58
1979	Johnny Darden	105	57	1.84	1998	Tony Harris	113	79	1.43	2017	Jordan Bone	66	32	2.06
1980	Bert Bertelkamp	154	72	2.14	1999	Tony Harris	143	106	1.35	2018	Jordan Bone	124	44	2.82
1981	Michael Brooks	90	40	2.25	2000	Jon Higgins	71	39	1.82	2019	Jordan Bone	215	74	2.91
1982	Steve Ray	89	44	2.02	2001	Tony Harris	80	35	2.29	2020	Lamonté Turner	78	42	1.86
1983	Tyrone Beaman	184	99	1.86	2002	Jon Higgins	122	58	2.10	2021	Josiah-Jordan James	51	30	1.70
1984	Tyrone Beaman	134	98	1.37	2003	Jon Higgins	79	28	2.82	2022	Santiago Vescovi	111	56	1.98
1985	Michael Brooks	132	90	1.47	2004	C.J. Watson	145	73	1.99	2023	Zakai Zeigler	161	68	2.37
1986	Fred Jenkins	62	42	1.48	2005	C.J. Watson	155	96	1.61	2024	Zakai Zeigler	218	78	2.79
1987	Fred Jenkins	133	71	1.87	2006	Dane Bradshaw	116	42	2.76					
1988	Travis Henry	69	39	1.77	2007	Dane Bradshaw	165	60	2.75					
1989	Clarence Swearngen	141	85	1.66	2008	Jordan Howell	76	34	2.24					
1990	Allan Houston	127	101	1.26	2009	Cameron Tatum	109	54	2.02					
1991	Jay Price	110	89	1.24	2010	Bobby Maze	118	52	2.27					
1992	Orlando Berry	69	33	2.09	2011	Trae Golden	69	32	2.16					
1993	LaMarcus Golden	136	77	1.77	2012	Trae Golden	154	98	1.57					
1994	LaMarcus Golden	155	106	1.46	2013	Trae Golden	121	63	1.92					
1995	Alico Dunk	64	46	1.39	2014	Darius Thompson	87	34	2.56					
1996	Shane Williams	116	42	2.76	2015	Josh Richardson	115	85	1.35					

Bold = Best assist-to-turnover ratio since 1978

OUTLOOK

PLAYERS

STAFF

REVIEW

RESULTS

RECORDS

HONORS

POSTSEASON

VOLMANAC

MEDIA INFO



BLOCKED SHOTS

BLOCKED SHOTS

■ GAME

- 1 9 Yves Pons vs. Florida (3/12/2021)
- 2. 6 Yves Pons vs. Jacksonville State (12/21/2019)
- 6 Grant Williams at Texas A&M (12/29/2016)
- 6 Kyle Alexander at TCU (1/30/2016)
- 6 Wayne Chism at Kansas (1/3/2009)
- 6 Elgrace Wilborn vs. Georgetown (3/18/2003)
- 6 Doug Roth vs. LSU (1/11/1989)
- 6 Reggie Johnson vs. Biscayne (11/1/1978)
- 6 Reggie Johnson vs. Vanderbilt (3/7/1977)
- 10. 5 37 times; last by Jonas Aidoo vs. Kentucky (3/9/2024)

■ SEASON

- 1. 73 Yves Pons (31 games) - 2019-20
- 73 C.J. Black (29 games) - 1997-98
- 3. 66 Jonas Aidoo (36 games) - 2023-24
- 4. 64 Kyle Alexander (37 games) - 2018-19
- 5. 61 Grant Williams (32 games) - 2016-17
- 6. 60 Doug Roth (30 games) - 1988-89
- 7. 57 Kyle Alexander (34 games) - 2017-18
- 8. 55 Grant Williams (37 games) - 2018-19
- 55 C.J. Black (32 games) - 1999-00
- 10. 54 Armani Moore (33 games) - 2015-16
- 11. 53 Dyron Nix (29 games) - 1986-87
- 12. 51 Marcus Haislip (33 games) - 2000-01
- 13. 49 Wayne Chism (36 games) - 2007-08
- 49 Reggie Johnson (27 games) - 1977-78
- 15. 48 Wayne Chism (37 games) - 2006-10

■ CAREER

ALL 19 100-BLOCK CAREERS ARE LISTED

- 1. 212 C.J. Black (118 games) - 1996-00
- 2. 185 Kyle Alexander (135 games) - 2015-19
- 3. 160 Grant Williams (104 games) - 2016-19
- 4. 152 Wayne Chism (142 games) - 2006-10
- 5. 146 Doug Roth (114 games) - 1985-89
- 6. 142 Dyron Nix (113 games) - 1985-89
- 7. 140 Isiah Victor (125 games) - 1997-01
- 8. 137 Yves Pons (116 games) - 2017-21
- 9. 133 Charles Hathaway (126 games) - 1996-01
- 10. 131 Vincent Yarbrough (127 games) - 1998-02
- 131 Armani Moore (128 games) - 2012-16
- 12. 122 Steve Hamer (104 games) - 1992-96
- 13. 120 Jonas Aidoo (90 games) - 2021-24
- 14. 119 Reggie Johnson (115 games) - 1976-80
- 15. 116 John Fulkerson (165 games) - 2016-22*
- 116 Marcus Haislip (89 games) - 1999-02
- 17. 112 Rob Jones (130 games) - 1982-86
- 18. 108 Josiah-Jordan James (144 games) - 2019-24*
- 19. 107 Brandon Crump (115 games) - 2001-05

* received an extra season of eligibility (COVID-19)

BLOCKED SHOTS PER GAME

■ SEASON

- 1. 2.52 C.J. Black (73/29 games) - 1997-98
- 2. 2.35 Yves Pons (73/31 games) - 2019-20
- 3. 2.00 Doug Roth (60/30 games) - 1988-89
- 4. 1.91 Grant Williams (61/32 games) - 2016-17
- 5. 1.833 Jonas Aidoo (66/36 games) - 2023-24
- 6. 1.828 Dyron Nix (53/29 games) - 1986-87
- 7. 1.815 Reggie Johnson (49/27 games) - 1977-78
- 8. 1.808 Yves Pons (47/26 games) - 2020-21
- 9. 1.76 Marcus Haislip (44/25 games) - 2001-02
- 10. 1.73 Kyle Alexander (64/37 games) - 2018-19
- 11. 1.72 C.J. Black (55/32 games) - 1999-00
- 12. 1.68 Kyle Alexander (57/34 games) - 2017-18
- 13. 1.64 Armani Moore (54/33 games) - 2015-16
- 14. 1.551 Elgrace Wilborn (45/29 games) - 2002-03
- 15. 1.545 Marcus Haislip (51/33 games) - 2000-01
- 16. 1.53 C.J. Black (46/30 games) - 1998-99
- 17. 1.49 Grant Williams (55/37 games) - 2018-19
- 18. 1.42 Charles Hathaway (44/31 games) - 2000-01
- 19. 1.41 C.J. Black (38/27 games) - 1996-97
- 20. 1.40 Steve Hamer (35/25 games) - 1994-95

■ CAREER

- 1. 1.80 C.J. Black (212/118 games) - 1996-00
- 2. 1.54 Grant Williams (160/104 games) - 2016-19
- 3. 1.37 Kyle Alexander (185/135 games) - 2015-19
- 4. 1.33 Jonas Aidoo (120/90 games) - 2021-24
- 5. 1.30 Marcus Haislip (116/89 games) - 1999-02
- 6. 1.28 Doug Roth (146/114 games) - 1985-89
- 7. 1.26 Dyron Nix (142/113 games) - 1985-89
- 8. 1.21 John Fields (41/34 games) - 2010-11
- 9. 1.18 Yves Pons (137/116 games) - 2017-21
- 10. 1.17 Steve Hamer (122/104 games) - 1992-96
- 11. 1.12 Isiah Victor (140/125 games) - 1997-01
- 12. 1.06 Charles Hathaway (133/126 games) - 1996-01
- 13. 1.082 Andre Patterson (66/61 games) - 2004-06
- 14. 1.080 Jarnell Stokes (94/87 games) - 2011-14
- 15. 1.07 Wayne Chism (152/142 games) - 2006-10

MOST BLOCKS

■ BY CLASS

Freshman - 61, Grant Williams (32 games) - 2016-17
Sophomore - 73, C.J. Black (29 games) - 1997-98
Junior - 73, Yves Pons (31 games) - 2019-20
Senior - 64, Kyle Alexander (37 games) - 2018-19

■ BY CAREER

4-Year Career - 212, C.J. Black (118 games) - 1996-00
3-Year Career - 160, Grant Williams (104 games) - 2016-19
2-Year Career - 66, Andre Patterson (61 games) - 2004-06
1-Year Career - 41, John Fields (34 games) - 2010-11

MOST BLOCKS PER GAME

■ BY CLASS

Freshman - 1.91, Grant Williams (32 games) - 2016-17
Sophomore - 2.52, C.J. Black (29 games) - 1997-98
Junior - 2.35, Yves Pons (31 games) - 2019-20
Senior - 2.00, Doug Roth (30 games) - 1988-89

■ BY CAREER

4-Year Career - 1.80, C.J. Black (118 games) - 1996-00
3-Year Career - 1.54, Grant Williams (104 games) - 2016-19
2-Year Career - 1.08, Andre Patterson (61 games) - 2004-06
1.05, Elgrace Wilborn (58 games) - 2001-03
1-Year Career - 1.21, John Fields (34 games) - 2010-11



C.J. Black owns two of the top 10 single-season blocks totals in Tennessee history. He also stands as UT's all-time career blocks leader with 212.

YEAR-BY-YEAR LEADERS (per game)									
Year	Player	G	Blks	BPG	Year	Player	G	Blks	BPG
1977*	Reggie Johnson	28	32	1.1	1993	Steve Hamer	26	24	0.9
1978	Reggie Johnson	27	49	1.8	1994	Shun Sheffield	26	28	1.1
1979	Reggie Johnson	33	41	1.2	1995	Steve Hamer	25	35	1.4
1980	Reggie Johnson	27	29	1.1	1996	Steve Hamer	29	39	1.4
1981	Howard Wood	29	18	0.6	1997	C.J. Black	27	38	1.4
1982	Willie Burton	30	38	1.3	1998	C.J. Black	29	73	2.5
1983	Willie Burton	32	25	0.8	1999	C.J. Black	30	46	1.5
1984	Rob Jones	35	29	0.8	2000	C.J. Black	32	55	1.7
1985	Rob Jones	37	47	1.3	2001	Marcus Haislip	33	51	1.6
1986	Rob Jones	28	25	0.9	2002	Marcus Haislip	25	44	1.8
1987	Dyron Nix	29	53	1.8	2003	Elgrace Wilborn	29	45	1.6
1988	Doug Roth	29	36	1.2	2004	Brandon Crump	29	37	1.3
1989	Doug Roth	30	60	2.0	2005	Brandon Crump	27	32	1.2
1990	Ian Lockhart	30	20	0.7	2006	Major Wingate	30	34	1.1
1991	Michael Curry	28	24	0.9	2007	Duke Crews	35	32	0.9
1992	Corey Allen	34	27	0.8	2008	Wayne Chism	36	49	1.4
* Totals Incomplete					2009	Wayne Chism	34	34	1.0
					2010	Wayne Chism	37	48	1.3
					2011	John Fields	34	41	1.2
					2012	Kenny Hall	25	25	1.0
					2013	Jarnell Stokes	33	37	1.1
					2014	Jordan McRae	37	38	1.0
					2015	Armani Moore	32	39	1.2
					2016	Armani Moore	33	54	1.6
					2017	Grant Williams	32	61	1.9
					2018	Kyle Alexander	34	57	1.7
					2019	Kyle Alexander	64	37	1.7
					2020	Yves Pons	31	73	2.4
					2021	Yves Pons	26	47	1.8
					2022	Olivier Nkamhoua	22	25	1.1
					2023	Jonas Aidoo	35	44	1.3
					2024	Jonas Aidoo	36	66	1.8

Bold = Most single-season blocked shots since 1977



STEALS

STEALS

■ GAME

- 7 Kennedy Chandler vs. Presbyterian (11/30/2021)
- 7 Vincent Yarbrough vs. UNC-Greensboro (12/22/1998)
- 7 LaMarcus Golden vs. Mercer (12/28/1993)
- 7 Clarence Swearngen vs. UAB (12/20/1988)
- 7 Clarence Swearngen vs. Florida (3/11/1988)
- 7 Dale Ellis at Mississippi State (1/20/1982)
- 7 Terry Crosby vs. Florida (1/11/1977)

■ SEASON

- 78 LaMarcus Golden (27 games) - 1993-94
- 74 Kennedy Chandler (34 games) - 2021-22
- 73 JaJuan Smith (35 games) - 2006-07
- 67 Josh Richardson (32 games) - 2014-15
- 67 Dane Bradshaw (35 games) - 2006-07
- 67 Tyrone Beaman (32 games) - 1982-83
- 66 Clarence Swearngen (30 games) - 1988-89
- 64 Ian Lockhart (30 games) - 1989-90
- 62 Zakai Zeigler (36 games) - 2023-24
- 61 JaJuan Smith (36 games) - 2007-08
- 60 Santiago Vescovi (33 games) - 2022-23
- 60 Zakai Zeigler (35 games) - 2021-22
- 60 Chris Lofton (30 games) - 2005-06
- 60 LaMarcus Golden (30 games) - 1992-93
- 59 Zakai Zeigler (30 games) - 2022-23
- 59 Santiago Vescovi (35 games) - 2021-22
- 59 C.J. Watson (30 games) - 2005-06

■ CAREER

- 212 Santiago Vescovi (149 games) - 2019-24*
- 211 Vincent Yarbrough (127 games) - 1998-02
- 198 C.J. Watson (119 games) - 2002-06
- 193 Chris Lofton (128 games) - 2004-08
- 183 Josiah-Jordan James (144 games) - 2019-24*
- 183 JaJuan Smith (126 games) - 2004-08
- 181 Zakai Zeigler (101 games) - 2023-24 - *still active*
- 177 Fred Jenkins (110 games) - 1983-87
- 173 Tyrone Beaman (121 games) - 1980-84
- 162 Dane Bradshaw (124 games) - 2003-07
- 154 Dale Ellis (118 games) - 1979-83
- 150 Brandon Wharton (115 games) - 1995-99
- 147 Josh Richardson (136 games) - 2011-15
- 145 Tony Harris (121 games) - 1997-01
- 138 LaMarcus Golden (57 games) - 1992-94
- 138 Dyron Nix (113 games) - 1985-89

* received an extra season of eligibility (COVID-19)

STEALS PER GAME

■ SEASON

- 2.88 LaMarcus Golden (78/27 games) - 1993-94
- 2.20 Clarence Swearngen (66/30 games) - 1988-89
- 2.19 Fred Jenkins (35/16 games) - 1985-86
- 2.18 Kennedy Chandler (74/34 games) - 2021-22
- 2.13 Ian Lockhart (64/30 games) - 1989-90
- 2.094 Josh Richardson (67/32 games) - 2014-15
- 2.094 Tyrone Beaman (67/32 games) - 1982-83
- 2.085 JaJuan Smith (73/35 games) - 2006-07
- 2.00 Chris Lofton (60/30 games) - 2005-06
- 2.00 Aaron Green (50/25 games) - 1996-97
- 2.00 LaMarcus Golden (60/30 games) - 1992-93
- 1.97 Zakai Zeigler (59/30 games) - 2022-23
- 1.97 C.J. Watson (59/30 games) - 2005-06
- 1.96 Clarence Swearngen (55/28 games) - 1987-88
- 1.91 Dane Bradshaw (67/35 games) - 2006-07

■ CAREER

- 2.42 LaMarcus Golden (138/57 games) - 1992-94
- 2.18 Kennedy Chandler (74/34 games) - 2021-22
- 2.09 Clarence Swearngen (121/58 games) - 1987-89
- 1.664 C.J. Watson (198/119 games) - 2002-06
- 1.661 Vincent Yarbrough (211/127 games) - 1998-02
- 1.61 Fred Jenkins (177/110 games) - 1983-87
- 1.52 Ed Gray (41/27 games) - 1993-94
- 1.51 Chris Lofton (193/128 games) - 2004-08
- 1.50 Kevin Punter Jr. (87/58 games) - 2014-16
- 1.45 JaJuan Smith (183/126 games) - 2004-08
- 1.43 Tyrone Beaman (173/121 games) - 1980-84
- 1.42 Santiago Vescovi (212/149 games) - 2019-24*
- 1.39 Melvin Goins (89/64 games) - 2009-11
- 1.38 Shane Williams (77/56 games) - 1994-96
- 1.37 J.P. Prince (130/95 games) - 2007-10
- 1.36 Gary Carter (132/97 games) - 1978-82
- 1.306 Dane Bradshaw (162/124 games) - 2003-07
- 1.305 Dale Ellis (154/118 games) - 1979-83
- 1.304 Brandon Wharton (150/115 games) - 1995-99
- 1.300 Shane Carnes (39/30 games) - 1994-96

* received an extra season of eligibility (COVID-19)

Zakai Zeigler's 1.79 mark (181/101 games) through 2023-24 would put him fourth if his career was complete

MOST STEALS

■ BY CLASS

Freshman - 74, Kennedy Chandler (34 games) - 2021-22
 Sophomore - 78, LaMarcus Golden (27 games) - 1993-94
 Junior - 73, JaJuan Smith (35 games) - 2006-07
 Senior - 67, Josh Richardson (32 games) - 2014-15
 67, Dane Bradshaw (35 games) - 2006-07

■ BY CAREER

4-Year Career - 211, Vincent Yarbrough (127 games) - 1998-02
 3-Year Career - 130, J.P. Prince (95 games) - 2007-10
 2-Year Career - 138, LaMarcus Golden (57 games) - 1992-94
 1-Year Career - 74, Kennedy Chandler (34 games) - 2021-22

MOST STEALS PER GAME

■ BY CLASS

Freshman - 2.2, Kennedy Chandler (34 games) - 2021-22
 Sophomore - 2.9, LaMarcus Golden (27 games) - 1993-94
 Junior - 2.2, Fred Jenkins (16 games) - 1985-86
 Senior - 2.2, Clarence Swearngen (30 games) - 1988-89

■ BY CAREER

4-Year Career - 1.664, C.J. Watson (119 games) - 2002-06
 1.661, Vincent Yarbrough (127 games) - 1998-02
 3-Year Career - 1.37, J.P. Prince (95 games) - 2007-10
 2-Year Career - 2.42, LaMarcus Golden (57 games) - 1992-94
 1-Year Career - 2.18, Kennedy Chandler (34 games) - 2021-22



During his lone season as a Vol, **Kennedy Chandler** totaled 74 steals in 34 games played. That stands as the second-highest season total in program history.

YEAR-BY-YEAR LEADERS (per game)														
Year	Player	G	Stls	SPG	Year	Player	G	Stls	SPG	Year	Player	G	Stls	SPG
1977*	Johnny Darden	27	23	0.9	1994	LaMarcus Golden	27	78	2.9	2013	Josh Richardson	33	35	1.1
1978	Terry Crosby	25	35	1.4	1995	Shane Williams	27	41	1.5	2014	Darius Thompson	37	36	1.0
1979	Terry Crosby	32	53	1.7	1996	Damon Johnson	28	35	1.3	2015	Josh Richardson	32	67	2.1
1980	Bert Bertelkamp	29	35	1.2	1997	Aaron Green	25	50	2.0	2016	Kevin Punter Jr.	26	36	1.4
1981	Gary Carter	29	43	1.5	1998	Brandon Wharton	29	42	1.5	2017	Jordan Bowden	30	27	0.9
1982	Dale Ellis	30	47	1.6	1999	Brandon Wharton	30	47	1.6	2018	Jordan Bowden	35	39	1.1
1983	Tyrone Beaman	32	67	2.1	2000	Vincent Yarbrough	33	55	1.7	2019	Grant Williams	37	42	1.1
1984	Fred Jenkins	35	49	1.5	2001	Vincent Yarbrough	33	55	1.7	2020	Lamonté Turner	20	11	1.8
1985	Fred Jenkins	35	52	1.5	2002	Vincent Yarbrough	31	58	1.9	2021	Josiah-Jordan James	25	36	1.4
1986	Fred Jenkins	16	35	2.2	2003	C.J. Watson	29	36	1.2	2022	Kennedy Chandler	34	74	2.2
1987	Fred Jenkins	24	41	1.7	2004	C.J. Watson	29	45	1.6	2023	Zakai Zeigler	30	59	2.0
1988	Clarence Swearngen	28	55	2.0	2005	C.J. Watson	31	58	1.9	2024	Zakai Zeigler	36	62	1.7
1989	Clarence Swearngen	30	66	2.2	2006	Chris Lofton	30	60	2.0					
1990	Ian Lockhart	30	65	2.1	2007	JaJuan Smith	35	73	2.1					
1991	Lang Wiseman	34	52	1.6	2008	JaJuan Smith	36	61	1.7					
1992	Lang Wiseman	33	41	1.2	2009	J.P. Prince	31	47	1.5					
1993	LaMarcus Golden	30	60	2.0	2010	J.P. Prince	37	57	1.5					
* Totals Incomplete					2011	Melvin Goins	33	57	1.7					
					2012	Jeronne Maymon	33	32	1.0					

Bold = Most single-season steals and steals per game since 1977

OUTLOOK	PLAYERS	STAFF	REVIEW	RESULTS	RECORDS	HONORS	POSTSEASON	VOLMANAC	MEDIA INFO
---------	---------	-------	--------	---------	---------	--------	------------	----------	------------



PLAYING EXPERIENCE

GAMES PLAYED

■ SEASON

1. 37 Kyle Alexander - 2018-19
- 37 Jordan Bone - 2018-19
- 37 Admiral Schofield - 2018-19
- 37 Grant Williams - 2018-19
- 37 Antonio Barton - 2013-14
- 37 Jeronne Maymon - 2013-14
- 37 Jordan McRae - 2013-14
- 37 Josh Richardson - 2013-14
- 37 Jarnell Stokes - 2013-14
- 37 Darius Thompson - 2013-14
- 37 Wayne Chism - 2009-10
- 37 Scotty Hopson - 2009-10
- 37 Bobby Maze - 2009-10
- 37 J.P. Prince - 2009-10
- 37 Anthony Richardson - 1984-85
- 37 Rob Jones - 1984-85
- 37 Michael Brooks - 1984-85
- 37 Myron Carter - 1984-85
19. 36 13 players tied

■ CAREER

1. 165 John Fulkerson - 2016-22*
2. 149 Santiago Vescovi - 2019-24*
3. 144 Josiah-Jordan James - 2019-24*
4. 142 Wayne Chism - 2006-10
5. 138 Cameron Tatum - 2008-12
6. 136 Josh Richardson - 2011-15
7. 135 Kyle Alexander - 2015-19
8. 132 Jordan Bowden - 2016-20
- 132 Admiral Schofield - 2015-19
10. 131 Skylar McBee - 2009-13
11. 130 Rob Jones - 1982-86
12. 128 Armani Moore - 2012-16
- 128 Chris Lofton - 2004-08
- 128 Allan Houston - 1989-93
15. 127 Michael Brooks - 1980-83; 1984-85
- 127 Vincent Yarbrough - 1998-02
- 127 Tony White - 1983-87

* received an extra season of eligibility (COVID-19)

VICTORIES

INCLUDES YEARS/SEMESTERS IN WHICH PLAYERS WERE ELIGIBLE AND DID NOT HAVE A PREDETERMINED REDSHIRT

■ CAREER

1. 135 John Fulkerson - 2016-22**
2. 118 Cameron Tatum - 2007-12**
3. 114 Josiah-Jordan James - 2019-24**
4. 106 Santiago Vescovi - 2019-24**
5. 104 Quinn Cannington - 2006-10
- 104 Wayne Chism - 2006-10
7. 99 Brian Williams - 2007-11
- 99 Steven Pearl - 2007-11
9. 93 Brock Jancek - 2018-22
10. 92 Yves Pons - 2017-21

** NOTES: Fulkerson played six seasons (in-season medical redshirt in 2016-17 and extra COVID year in 2017-22) ... Tatum played five seasons (in-season medical redshirt in 2007-08) ... James played five seasons (extra COVID year in 2023-24) ... Vescovi played four-and-a-half seasons (extra COVID year in 2023-24), as he initially enrolled for the Jan. 2020 semester

GAMES STARTED

ALL 32 34-START SEASONS ARE LISTED

■ SEASON

1. 37 Jordan McRae - 2013-14
- 37 Jarnell Stokes - 2013-14
- 37 Michael Brooks - 1984-85
- 37 Rob Jones - 1984-85
5. 36 Jonas Aidoo - 2023-24
- 36 Josiah-Jordan James - 2023-24
- 36 Dalton Knecht - 2023-24
- 36 Olivier Nkamhoua - 2022-23
- 36 Jeronne Maymon - 2013-14
- 36 Josh Richardson - 2013-14
- 36 Wayne Chism - 2009-10
- 36 Scotty Hopson - 2009-10
- 36 Bobby Maze - 2009-10
- 36 Chris Lofton - 2007-08
- 36 JaJuan Smith - 2007-08
16. 35 Santiago Vescovi - 2021-22
- 35 Jordan Bowden - 2017-18
- 35 Grant Williams - 2017-18
- 35 Tyler Smith - 2007-08
- 35 JaJuan Smith - 2006-07
- 35 Dane Bradshaw - 2006-07
- 35 Willie Burton - 1983-84
23. 34 Santiago Vescovi - 2023-24
- 34 Kennedy Chandler - 2021-22
- 34 Kyle Alexander - 2017-18
- 34 Admiral Schofield - 2017-18
- 34 Cameron Tatum - 2011-12
- 34 Tyler Smith - 2008-09
- 34 Wayne Chism - 2007-08
- 34 Jay Price - 1991-92
- 34 Allan Houston - 1991-92
- 34 Allan Houston - 1990-91

■ CAREER

1. 144 Santiago Vescovi - 2019-24*
2. 128 Chris Lofton - 2004-08
- 128 Allan Houston - 1989-93
4. 125 Vincent Yarbrough - 1998-02
5. 123 Josiah-Jordan James - 2019-24*
6. 122 Jon Higgins - 1999-03
7. 119 Wayne Chism - 2006-10
- 119 Tony Harris - 1997-01
9. 118 C.J. Watson - 2002-06
10. 114 Brandon Wharton - 1995-99
- 110 Josh Richardson - 2011-15
12. 107 C.J. Black - 1996-00

13. 105 Kyle Alexander - 2015-19
14. 101 Grant Williams - 2016-19
15. 100 Brandon Crump - 2001-05

* received an extra season of eligibility (COVID-19)

MINUTES PLAYED

■ GAME

1. 56 Trae Golden at Texas A&M (2/23/2013)
- 56 Jordan McRae at Texas A&M (2/23/2013)
3. 55 Terry Crosby vs. Georgia (2/10/1979)
- 55 Reggie Johnson vs. Georgia (2/10/1979)
- 55 Gary Carter vs. Alabama (12/19/1979)
6. 53 Jarnell Stokes at Texas A&M (2/23/2013)
7. 52 Bert Bertelkamp vs. Alabama (12/19/1979)
8. 51 Reggie Johnson vs. Alabama (12/19/1979)
9. 50 Dyrnon Nix vs. VMI (12/5/1988)
- 50 Anthony Richardson at Georgia (1/30/1985)
- 50 Michael Brooks at Georgia (1/30/1985)
- 50 Rob Jones vs. SW Louisiana (12/27/1985)
- 50 Mike Jackson at Alabama (2/28/1976)

UT played a 30T game (3/6/1967) and several 20T games before minutes were an official stat

■ SEASON

1. 1,348 Rob Jones - 1984-85
2. 1,292 Michael Brooks - 1984-85
3. 1,236 Allan Houston - 1991-92
4. 1,219 Jordan Bone - 2018-19
5. 1,212 Allan Houston - 1990-91
6. 1,203 Willie Burton - 1983-84
7. 1,199 Jarnell Stokes - 2013-14
8. 1,191 Jordan McRae - 2013-14
9. 1,180 Grant Williams - 2018-19
10. 1,179 Dale Ellis - 1982-83
11. 1,174 Admiral Schofield - 2018-19
12. 1,162 Josh Richardson - 2014-15
- 1,162 Terry Crosby - 1978-79
14. 1,138 Zakai Zeigler - 2023-24
15. 1,137 Gary Carter - 1978-79

■ CAREER

1. 4,606 Allan Houston - 1989-93
2. 4,432 Santiago Vescovi - 2019-24*
3. 4,068 Josiah-Jordan James - 2019-24*
4. 4,058 C.J. Watson - 2002-06
5. 4,034 Tony White - 1983-87
6. 3,995 Michael Brooks - 1980-83; 1984-85
7. 3,943 Dale Ellis - 1979-83
8. 3,904 Brandon Wharton - 1995-99
9. 3,859 Chris Lofton - 2004-08
- 3,859 Vincent Yarbrough - 1998-02
11. 3,840 Josh Richardson - 2011-15
12. 3,780 Jon Higgins - 1999-03
13. 3,741 Dyrnon Nix - 1985-89
14. 3,730 Jordan Bowden - 2016-20
15. 3,689 Tony Harris - 1997-01

* received an extra season of eligibility (COVID-19)

MINUTES PER GAME

■ SEASON

1. 38.3 Shane Williams (27 games) - 1994-95
2. 38.0 Gary Carter (6 games) - 1981-82
3. 37.8 Dale Ellis (30 games) - 1981-82
4. 37.6 Tony White (29 games) - 1986-87
5. 37.3 Gary Carter (29 games) - 1980-81
6. 37.2 Shane Williams (29 games) - 1995-96
7. 36.8 Dale Ellis (32 games) - 1982-83
- 36.8 Tony White (28 games) - 1985-86
9. 36.4 Dale Ellis (29 games) - 1980-81
- 36.4 Rob Jones (37 games) - 1984-85
- 36.4 Allan Houston (34 games) - 1991-92
12. 36.3 Josh Richardson (32 games) - 2014-15
- 36.3 Terry Crosby (32 games) - 1978-79
14. 36.1 Allan Houston (30 games) - 1989-90
15. 35.9 Dyrnon Nix (30 games) - 1988-89

■ CAREER

1. 37.7 Shane Williams (56 games) - 1994-96
2. 36.0 Allan Houston (128 games) - 1989-93
3. 35.7 Gary Carter (97 games) - 1978-82
4. 34.1 C.J. Watson (119 games) - 2002-06
5. 33.9 Brandon Wharton (115 games) - 1995-99
6. 33.4 Dale Ellis (118 games) - 1979-83
7. 33.3 Damon Johnson (55 games) - 1994-96
8. 33.1 Dyrnon Nix (113 games) - 1985-89
9. 32.4 Kevin Punter Jr. (58 games) - 2014-16
10. 31.8 Tony White (127 games) - 1983-87
11. 31.6 Shane Carnes (30 games) - 1994-96
12. 31.5 Corey Allen (64 games) - 1991-93
- 31.5 Michael Brooks (127 games) - 1980-83, 84-85
14. 31.4 Ed Gray (27 games) - 1993-94
15. 30.8 Scooter McFadgon (54 games) - 2003-05

ATTENDANCE RECORDS

HOME ATTENDANCE (SINCE 1966-67)

■ STOKELY ATHLETIC CENTER

Year	Games	Attend.	Average	*National Rank
1966-67	14	114,814	8,201	--
1967-68	13	144,526	11,117	--
1968-69	14	148,103	10,579	--
1969-70	12	141,460	11,788	--
1970-71	14	163,692	11,692	--
1971-72	12	147,873	12,323	--
1972-73	12	146,704	12,225	--
1973-74	14	163,818	11,701	--
1974-75	14	170,985	12,213	--
1975-76	14	176,035	12,574	6th
1976-77	15	189,253	12,617	--
1977-78	14	173,383	12,385	13th
1978-79	14	169,165	12,083	17th
1979-80	14	176,652	12,618	13th
1980-81	15	189,448	12,630	18th
1981-82	12	150,578	12,548	15th
1982-83	15	188,536	12,569	13th
1983-84	19	215,384	11,336	22nd
1984-85	19	221,969	11,683	22nd
1985-86	15	181,846	12,123	19th
1986-87	15	182,859	12,191	17th

■ FOOD CITY CENTER

Year	Games	Attend.	Average	*National Rank
1987-88	16	333,175	20,823	3rd
1988-89	15	289,690	19,313	4th
1989-90	15	262,860	17,524	7th
1990-91	16	262,300	16,394	8th
1992-92	16	258,762	16,173	7th
1992-93	15	230,498	15,367	9th
1993-94	15	195,445	13,030	22nd
1994-95	15	223,235	14,882	13th
1995-96	17	244,410	14,377	13th
1996-97	16	228,710	14,294	11th
1997-98	16	245,947	15,372	10th
1998-99	15	236,950	15,797	9th
1999-2000	16	248,979	15,561	12th
2000-01	15	232,805	15,520	11th
2001-02	14	199,221	14,230	16th
2002-03	17	233,413	13,730	18th
2003-04	17	228,248	13,426	21st
2004-05	16	195,609	12,225	20th
2005-06	15	269,310	17,954	5th
2006-07	16	314,571	19,661	4th
2007-08	16	324,274	20,267	4th
2008-09	15	307,239	20,483	4th
2009-10	16	306,680	19,168	4th
2010-11	18	341,130	18,952	5th
2011-12	17	295,994	17,411	5th
2012-13	16	278,326	17,395	6th
2013-14	17	263,070	15,475	12th
2014-15	16	241,025	15,064	13th
2015-16	16	227,725	14,233	17th
2016-17	16	218,190	13,637	20th
2017-18	15	243,148	16,210	8th
2018-19	18	342,615	19,034	4th
2019-20	17	322,822	18,990	4th
2020-21*	16	67,056	4,191	N/A
2021-22	16	291,236	18,202	5th
2022-23	16	300,496	18,781	5th
2023-24	16	314,617	19,664	4th

* Regular season only (NIT home games, for instance, not included)

^ In 2020-21, venues around the country had attendance restrictions in place, varying based on local guidelines, due to the COVID-19 pandemic

LARGEST SINGLE-SEASON AVERAGE* (HOME)

■	Average	Year	Games	Attend.
1.	20,823	1987-88	16	333,175
2.	20,483	2008-09	15	307,239
3.	20,267	2007-08	16	324,274
4.	19,664	2023-24	16	314,617
5.	19,661	2006-07	16	314,571
6.	19,313	1988-89	15	289,690
7.	19,168	2009-10	16	306,680
8.	19,034	2018-19	18	342,615
9.	18,990	2019-20	17	322,822
10.	18,952	2010-11	18	341,130

* Regular season only (NIT home games, for instance, not included)

LARGEST CROWDS (ALL GAMES)

■	Attend.	Opponent (Date)	Location
1.	41,072	vs. #8 Michigan (3/28/2014)	Indianapolis, Ind.
2.	26,776	vs. #1 Ohio State (3/22/2007)	San Antonio, Texas
3.	26,377	vs. #5 Ohio State (3/26/2010)	St. Louis, Mo.
4.	25,610	Kentucky (1/21/1989)	Knoxville, Tenn.
5.	25,272	Marquette (12/3/1987)	Knoxville, Tenn.
6.	25,242	vs. #13 Michigan State (3/28/2010)	St. Louis, Mo.
7.	25,125	#11 Kentucky (1/12/1991)	Knoxville, Tenn.
8.	24,467	at #5 Kentucky (2/16/2019)	Lexington, Ky.
9.	24,433	Florida (1/23/1988)	Knoxville, Tenn.
10.	24,402	at #3 Kentucky (2/13/2010)	Lexington, Ky.

LARGEST CROWDS (AWAY/NEUTRAL SITE)

■	Attend.	Opponent (Date)	Location
1.	41,072	vs. #8 Michigan (3/28/2014)	Indianapolis, Ind.
2.	26,776	vs. #1 Ohio State (3/22/2007)	San Antonio, Texas
3.	26,377	vs. #5 Ohio State (3/26/2010)	St. Louis, Mo.
4.	25,242	vs. #13 Michigan State (3/28/2010)	St. Louis, Mo.
5.	24,467	at #5 Kentucky (2/16/2019)	Lexington, Ky.
6.	24,402	at #3 Kentucky (2/13/2010)	Lexington, Ky.
6.	24,394	at Kentucky (2/21/2009)	Lexington, Ky.
7.	24,391	at #13 Kentucky (2/14/2017)	Lexington, Ky.
8.	24,359	at #1 Kentucky (1/31/2012)	Lexington, Ky.
9.	24,334	at #18 Kentucky (2/8/2011)	Lexington, Ky.
10.	24,332	at #10 Kentucky (3/7/1992)	Lexington, Ky.

LARGEST CROWDS (FOOD CITY CENTER)

■	Attend.	Opponent (Date)	Result
1.	25,610	Kentucky (1/21/1989)	L, 65-66
2.	25,272	Marquette (12/3/1987)	W, 82-56
3.	25,125	#11 Kentucky (1/12/1991)	L, 74-78
4.	24,433	Florida (1/23/1988)	L, 56-76
5.	24,378	#9 Kentucky (2/17/1988)	W, 72-70
6.	24,108	Kentucky (3/1/2006)	L, 78-80
7.	24,047	#5 Florida (2/27/2007)	W, 86-76
8.	24,011	#2 Florida (1/21/2006)	W, 80-76
9.	23,969	East Tennessee St. (11/25/1991)	L, 79-87
10.	23,764	Vanderbilt (1/9/1988)	W, 80-72
11.	23,238	South Carolina (1/20/2007)	W, 64-61
12.	23,156	#8 Kentucky (1/21/1992)	W, 107-85
13.	23,146	#7 Kentucky (1/24/1998)	L, 67-85
14.	23,115	#2 Kentucky (2/17/1996)	L, 50-90
15.	23,108	East Tennessee St. (11/28/1989)	L, 70-83
16.	23,106	#13 Kentucky (2/28/1999)	W, 68-61
17.	22,843	#11 LSU (2/10/1990)	L, 113-199
18.	22,605	LSU (1/13/1988)	L, 51-52
19.	22,548	#7 Kentucky (2/23/1994)	L, 73-77
20.	22,547	#11 Auburn (2/28/2024)<	W, 92-84
21.	22,543	Arkansas (2/25/2006)	L, 69-73
22.	22,457	#2 Kentucky (2/24/1993)	W, 78-77
23.	22,449	#18 Kentucky (2/23/2000)	W, 74-67
24.	22,326	Gonzaga (1/7/2009)<	L, 79-89 (OT)
25.	22,322	Texas A&M (2/24/2024)<	W, 86-51

< Game played after the 2007-08 capacity reduction

ATTENDANCE RECORDS

Food City Center had a capacity of 24,535 from 1987-88 through 2006-07 and has been at 21,678 since 2007-08

UT has played 120 games (87-33) in front of 20,000+ at Food City Center, including 77 since capacity reduction (58-19) and 43 before it (29-14)

UT has sold out Food City Center 45 times (31-14), including 42 times since capacity reduction (30-12) and thrice before it (1-2)

A total of 9,619,781 fans have watched the Vols play at Food City Center

SELLOUTS (FOOD CITY CENTER)

SINGLE GAMES

Attend.	Opponent (Date)	Result
1. 25,610	Kentucky (1/21/1989)%	L, 65-66
2. 25,272	Marquette (12/3/1987)%	W, 82-56
3. 25,125	#11 Kentucky (1/12/1991)%	L, 74-78
4. 22,547	#11 Auburn (2/28/2024)	W, 92-84
5. 22,326	Gonzaga (1/7/2009)	L, 79-89 (OT)
6. 22,322	Texas A&M (2/24/2024)	W, 86-51
7. 22,261	Florida (2/9/2019)	W, 73-61
8. 22,237	Georgia (3/3/2018)	W, 66-61
9. 22,206	#15 Kentucky (3/9/2024)	L, 81-85
10. 22,172	Vanderbilt (3/3/2012)	W, 68-61
11. 22,149	West Virginia (1/26/2019)	W, 83-66
12. 21,957	Alabama (1/19/2019)	W, 71-68
13. 21,948	Alabama (2/5/2011)	L, 60-65 (OT)
14. 21,936	#1 Kansas (1/10/2010)	W, 76-68
15. 21,932	#22 Ole Miss (1/6/2024)	W, 90-64
16. 21,905	#22 Memphis (1/24/2009)	L, 52-54
17. 21,868	#13 Memphis (12/14/2019)	L, 47-51
18. 21,864	Chattanooga (11/15/2008)	W, 114-75
19. 21,863	Louisiana (12/29/2008)	W, 89-62
20. 21,846	#16 Ole Miss (1/9/2008)	W, 85-83
21. 21,817	Temple (11/9/2007)	W, 80-63
22. 21,784	Ohio State (1/19/2008)	W, 74-69
23. 21,767	Missouri (3/9/2013)	W, 64-62
24. 21,734	South Carolina (3/9/2008)	W, 89-56
25. 21,729	#4 Kentucky (3/2/2019)	W, 71-52
26. 21,678	Vanderbilt (2/17/2024)	W, 88-53
21,678	LSU (2/7/2024)	W, 88-68
21,678	Alabama (1/20/2024)	W, 91-71
21,678	#20 Illinois (12/9/2023)	W, 86-79
21,678	#1 Alabama (2/15/2023)	W, 68-59
21,678	Missouri (2/11/2023)	L, 85-86
21,678	#25 Auburn (2/4/2023)	W, 46-43
21,678	#10 Texas (1/28/2023)	W, 82-71
21,678	Kentucky (1/14/2023)	L, 56-63
21,678	#14 Arkansas (3/5/2022)	W, 78-74
21,678	#3 Auburn (2/26/2022)	W, 67-62
21,678	#4 Kentucky (2/15/2022)	W, 76-63
21,678	Wisconsin (12/28/2019)	L, 48-68
21,678	Georgia (1/5/2019)	W, 96-50
21,678	#17 Kentucky (1/6/2018)	W, 76-65
21,678	#7 North Carolina (12/17/2017)	L, 73-78
21,678	#1 Kentucky (2/17/2015)	L, 48-66
21,678	#25 Kentucky (2/16/2013)	W, 88-58
21,678	#2 Kentucky (1/14/2012)	L, 62-65
21,678	#20 Kentucky (3/6/2011)	L, 58-64

% Game played before the 2007-08 capacity reduction

TOTALS

Sellouts: 45 (31-14) | 42 since capacity reduction (30-12)
Over Capacity: 25 (18-7) | 22 since capacity reduction (17-5)
Above 22K: 11 (7-4) | Eight since capacity reduction (6-2)

CONSECUTIVE SELLOUTS

Five in 2023-24 – Feb. 7 to March 9
Four in 2022-23 – Jan. 28 to Feb. 15
Three in 2021-22 – Feb. 15 to March 5
Two from 2007-08 to 2008-09 – March 9 and Nov. 15
Two in 2008-09 – Dec. 29 and Jan. 7
Two in 2018-19 – Jan. 19 and Jan. 26

SELLOUTS & 20K CROWDS (FOOD CITY CENTER)

BY YEAR

Year	Sellouts	W-L	20K+	W-L
1987-88	One	1-0	Seven	5-2
1988-89	One	0-1	Six	5-1
1989-90	Zero	n/a	Three	1-2
1990-91	One	0-1	One	0-1
1991-92	Zero	n/a	Three	2-1
1992-93	Zero	n/a	One	1-0
1993-94	Zero	n/a	One	0-1
1994-95	Zero	n/a	One	0-1
1995-96	Zero	n/a	One	0-1
1996-97	Zero	n/a	One	0-1
1997-98	Zero	n/a	Two	1-1
1998-99	Zero	n/a	Two	2-0
1999-2000	Zero	n/a	Two	2-0
2000-01	Zero	n/a	Zero	n/a
2001-02	Zero	n/a	Zero	n/a
2002-03	Zero	n/a	Zero	n/a
2003-04	Zero	n/a	Zero	n/a
2004-05	Zero	n/a	Zero	n/a
2005-06	Zero	n/a	Six	4-2
2006-07	Zero	n/a	Six	6-0
2007-08	Four	4-0	11	11-0
2008-09	Four	2-2	10	6-4
2009-10	One	1-0	Seven	7-0
2010-11	Two	0-2	Six	2-4
2011-12	Two	1-1	Three	2-1
2012-13	Two	2-0	Two	2-0
2013-14	Zero	n/a	Zero	n/a
2014-15	One	0-1	One	0-1
2015-16	Zero	n/a	Zero	n/a
2016-17	Zero	n/a	Zero	n/a
2017-18	Three	2-1	Three	2-1
2018-19	Five	5-0	Eight	8-0
2019-20	Two	0-2	Four	0-4
2020-21	Capacity reduced due to the COVID-19 pandemic			
2021-22	Three	3-0	Seven	7-0
2022-23	Five	3-2	Six	4-2
2023-24	Eight	7-1	Nine	7-2

20K GAMES

Total 20K Crowds: 120 (87-33)
20K Crowds Before Capacity Reduction: 43 (29-14)
20K Crowds Since Capacity Reduction: 77 (58-19)

CONSECUTIVE 20K CROWDS

11 from 2007-08 to 2008-09 – Dec. 19 to March 9 of 2007-08 + Nov. 15 of 2008-09
Seven in 2023-24 – Jan. 20 to March 9
Six in 2008-09 – Dec. 20 to Jan. 24
Five in 2022-23 – Jan. 28 to Feb. 25
%Four in 1987-88 – Jan. 9 to Jan. 23
Four in 2021-22 – Feb. 12 to March 5
%Three in 2005-06 – Jan. 11 to Jan. 28
Three in 2009-10 – Jan. 10 to Jan. 16
Three from 2009-10 to 2010-11 – Feb. 27 and March 3 of 2009-10 + Nov. 12 of 2010-11
Three in 2010-11 – Feb. 19 to March 6
Three in 2018-19 – Feb. 19 to March 5
%Two in 1987-88 – Feb. 17 and Feb. 27
%Two in 1988-89 – Nov. 25 and Dec. 3
%Two in 1988-89 – Dec. 29 and Jan. 11
%Two from 1988-89 to 1989-90 – March 4 of 1988-89 and Nov. 28 of 1989-90
%Two in 1999-2000 – Feb. 12 and Feb. 23
%Two in 2005-06 – Feb. 25 and March 1
%Two in 2006-07 – Feb. 10 and Feb. 13
%%Two from 2006-07 to 2007-08 – Feb. 27 of 2006-07 and Nov. 9 of 2007-08
Two in 2009-10 – Jan. 31 and Feb. 6
Two in 2011-12 – Jan. 14 and Jan. 21
Two in 2018-19 – Dec. 29 and Jan. 5
Two in 2018-19 – Jan. 19 and Jan. 26
Two in 2021-22 – Jan. 22 and Jan. 26

% Games played before the 2007-08 capacity reduction
%% Includes one game played before the 2007-08 capacity reduction and one game after it

YEAR-BY-YEAR TOP-FIVE SCORERS

OUTLOOK

PLAYERS

STAFF

REVIEW

RESULTS

RECORDS

HONORS

POSTSEASON

VOLMANAC

MEDIA INFO



2023-24 27-9, 14-4 SEC/Tst

Dalton Knecht	G	5th	*21.7
Zakai Zeigler	G	Jr.	11.8
Jonas Aidoo	F	Jr.	11.4
Josiah-Jordan James	G	5th	8.4
Jordan Gainey	G	Jr.	6.8

2022-23 25-11, 11-7 SEC/T-4th

Santiago Vescovi	G	Sr.	12.5
Olivier Nkamhoua	F	Sr.	10.8
Zakai Zeigler	G	So.	10.7
Josiah-Jordan James	G/F	Sr.	10.0
Julian Phillips	F	Fr.	8.3

2021-22 27-8, 14-4 SEC/T-2nd

Kennedy Chandler	G	Fr.	13.9
Santiago Vescovi	G	Jr.	13.3
Josiah-Jordan James	G/F	Jr.	10.3
Zakai Zeigler	G	Fr.	8.8
Oliver Nkamhoua	F	Jr.	8.6

2020-21 18-9, 10-7 SEC/4th

Jaden Springer	G	Fr.	12.5
Keon Johnson	G	Fr.	11.3
Victor Bailey Jr.	G	Jr.	10.9
John Fulkerson	F	Sr.	9.5
Yves Pons	G/F	Fr.	8.7

2019-20 17-14, 9-9 SEC/8th

John Fulkerson	F	Jr.	13.74
Jordan Bowden	G	Sr.	13.68
Lamonté Turner	G	Sr.	12.3
Yves Pons	F	Jr.	10.8
Santiago Vescovi	G	Fr.	10.7

2018-19 31-6, 15-3 SEC/T-2nd

Grant Williams	F	Jr.	18.8
Admiral Schofield	G	Sr.	16.5
Jordan Bone	G	Jr.	13.5
Lamonté Turner	G	Jr.	11.0
Jordan Bowden	G	Jr.	10.6

2017-18 26-9, 13-5 SEC/T-1st

Grant Williams	F	So.	15.2
Admiral Schofield	G	Jr.	13.9
Lamonté Turner	G	So.	10.9
Jordan Bowden	G	So.	9.1
Jordan Bone	G	So.	7.3

2016-17 16-16, 8-10 SEC/9th

Robert Hubbs III	G	Sr.	13.7
Grant Williams	F	Fr.	12.6
Lamonté Turner	G	Fr.	8.2
Admiral Schofield	F	So.	8.2
Jordan Bowden	G	Fr.	7.9

2015-16 15-19, 6-12 SEC/12th

Kevin Punter Jr.	G	Sr.	22.2
Armani Moore	F	Sr.	12.2
Robert Hubbs III	G	Jr.	10.6
Devon Baukman	G	Sr.	9.5
Detrick Mostella	G	So.	8.4

2014-15 16-16, 7-11 SEC/10th

Josh Richardson	G	Sr.	16.0
Armani Moore	F	Jr.	10.3
Kevin Punter Jr.	G	Jr.	10.3
Robert Hubbs III	G	So.	7.2
Derek Reese	F	Jr.	6.0

2013-14 24-13, 11-7 SEC/4th

Jordan McRae	G	Sr.	18.7
Jarnell Stokes	F	Jr.	15.1
Josh Richardson	G	Jr.	10.3
Jeronne Maymon	F	Sr.	9.7
Antonio Barton	G	Sr.	7.5

2012-13 20-13, 11-7 SEC/5th

Jordan McRae	G	Jr.	15.7
Jarnell Stokes	F	So.	12.4
Trae Golden	G	Jr.	12.1
Josh Richardson	G	So.	7.9
Kenny Hall	F	Sr.	5.6

2011-12 19-15, 10-6 SEC/T-2nd

Trae Golden	G	So.	13.6
Jeronne Maymon	F	Jr.	12.7
Jarnell Stokes	F	Fr.	9.6
Jordan McRae	G	So.	8.6
Cameron Tatum	G	Sr.	8.1

2010-11 19-15, 8-8 SEC/5th E

Scotty Hopson	G	Jr.	17.0
Tobias Harris	F	Fr.	15.3
Cameron Tatum	G	Jr.	8.8
Melvin Goins	G	Sr.	7.9
Brian Williams	C	Sr.	6.8

2009-10 28-9, 11-5 SEC/3rd E

Wayne Chism	F/C	Sr.	12.6
Scotty Hopson	G	So.	12.2
J.P. Prince	G	Sr.	9.9
Bobby Maze	G	Sr.	9.4
Cameron Tatum	G	So.	7.4

2008-09 21-13, 10-6 SEC/T-1st E

Tyler Smith	F	Jr.	17.4
Wayne Chism	C	Jr.	13.7
J.P. Prince	G	Jr.	9.9
Scotty Hopson	G	Fr.	9.2
Bobby Maze	G	Jr.	8.2

2007-08 31-5, 14-2 SEC/1st

Chris Lofton	G	Sr.	15.5
JaJuan Smith	G	Sr.	14.4
Tyler Smith	F	So.	13.6
Wayne Chism	F	So.	9.9
J.P. Prince	G	So.	8.0

2006-07 24-11, 10-6 SEC/T-2nd E

Chris Lofton	G	Jr.	*20.8
JaJuan Smith	G	Jr.	15.2
Ramar Smith	G	Fr.	10.7
Wayne Chism	F	Fr.	9.1
Duke Crews	F	Fr.	8.4

2005-06 22-8, 12-4 SEC/1st E

Chris Lofton	G	So.	17.2
C.J. Watson	G	Sr.	15.3
Major Wingate	C	Jr.	10.6
JaJuan Smith	G	So.	9.5
Andre Patterson	F	Sr.	9.4

2004-05 14-17, 6-10 SEC/5th E

Scooter McFadgon	G	Sr.	14.3
Chris Lofton	G	Fr.	13.2
C.J. Watson	G	Jr.	11.9
Brandon Crump	F	Sr.	11.3
Andre Patterson	F	Jr.	7.4

2003-04 15-14, 7-9 SEC/T-5th E

Scooter McFadgon	G	Jr.	17.6
Brandon Crump	F	Jr.	14.8
C.J. Watson	G	So.	11.5
Jemere Hendrix	F	So.	6.8
John Winchester	G	So.	5.4

2002-03 17-12, 9-7 SEC/4th E

Ron Slay	F	Sr.	*21.2
Brandon Crump	F	So.	11.0
C.J. Watson	G	Fr.	9.1
Jon Higgins	G	Sr.	8.9
Thaydeus Holden	G	Sr.	8.5

2001-02 15-16, 7-9 SEC/4th E

Vincent Yarbrough	F	Sr.	18.1
Marcus Haislip	F	Jr.	16.7
Ron Slay	F	Jr.	14.8
Jon Higgins	G	Jr.	7.6
Brandon Crump	C	Fr.	7.1

2000-01 22-11, 8-8 SEC/4th E

Vincent Yarbrough	F	Jr.	13.9
Ron Slay	F	So.	12.9
Isiah Victor	F	Sr.	12.8
Tony Harris	G	Sr.	11.4
Jon Higgins	G	So.	6.5

1999-2000 26-7, 12-4 SEC/1st E

Vincent Yarbrough	F	So.	14.8
Tony Harris	G	Jr.	14.6
Ron Slay	F	Fr.	9.7
Isiah Victor	F	Jr.	9.7
C.J. Black	F	Sr.	9.3

1998-99 21-9, 12-4 SEC/1st E

Brandon Wharton	G	Sr.	13.0
Tony Harris	G	So.	12.4
Isiah Victor	F	So.	11.3
C.J. Black	F	Jr.	9.4
Vincent Yarbrough	F	Fr.	7.6

1997-98 20-9, 9-7 SEC/3rd E

Brandon Wharton	G	Jr.	15.2
Tony Harris	G	Fr.	14.2
C.J. Black	F	So.	12.6
Rashard Lee	F	Jr.	10.3
Isiah Victor	F	Fr.	7.7

1996-97 11-16, 4-12 SEC/6th E

Brandon Wharton	G	So.	16.8
C.J. Black	F	Fr.	11.6
Charles Hathaway	C	Fr.	7.3
Aaron Green	G	So.	6.5
DaShay Jones	G	Jr.	5.9

1995-96 14-15, 6-10 SEC/5th E

Steve Hamer	C	Sr.	18.2
Brandon Wharton	G	Fr.	12.6
Damon Johnson	F	Sr.	9.3
Shane Williams	G	Sr.	8.2
Aaron Green	G	Fr.	6.8

1994-95 11-16, 4-12 SEC/6th E

Steve Hamer	C	Jr.	15.0
Kevin Whitted	F	Sr.	12.0
Damon Johnson	F	Jr.	9.8
Shane Carnes	G	Fr.	9.4
Shane Williams	G	Jr.	8.0

1993-94 5-22, 2-14 SEC/6th E

Ed Gray	G	Fr.	15.0
Steve Hamer	C	So.	13.9
Shun Sheffield	F	Jr.	9.8
LaMarcus Golden	G	So.	9.4
Cortez Barnes	F	Jr.	8.0

1992-93 13-17, 4-12 SEC/6th E

Allan Houston	G	Sr.	*22.3
Corey Allen	F	Sr.	14.3
Lang Wiseman	G	Sr.	10.3
Steve Hamer	C	Fr.	7.0
Kevin Whitted	F	So.	6.2

1991-92 19-15, 8-8 SEC/3rd E

Allan Houston	G	Jr.	21.1
Carlus Groves	F	Jr.	14.7
Corey Allen	F	Jr.	12.5
Lang Wiseman	G	Jr.	10.5
Jay Price	G	Sr.	7.7

1990-91 12-22, 3-15 SEC/8th

Allan Houston	G	So.	23.7
Lang Wiseman	G	So.	13.2
Carlus Groves	F	So.	10.8
Ronnie Reese	C	Sr.	8.0
Jay Price	G	Jr.	7.6

1989-90 16-14, 10-8 SEC/4th

Allan Houston	G	Fr.	20.3
Greg Bell	G	Jr.	16.6
Ian Lockhart	C	Sr.	13.1
Ronnie Reese	F	Jr.	9.1
Carlus Groves	F	Fr.	6.6

1988-89 19-11, 11-7 SEC/4th

Dyron Nix	F	Sr.	21.6
Greg Bell	G	So.	11.7
Clarence Swearengen	G	Sr.	11.7
Doug Roth	C	Sr.	9.9
Mark Griffin	F	Sr.	8.2

1987-88 16-13, 9-9 SEC/6th

Dyron Nix	F	Jr.	*22.2
Greg Bell	G	Fr.	10.7
Elvin Brown	F	Jr.	9.7
Clarence Swearengen	G	Jr.	8.0
Doug Roth	C	Jr.	6.9

1986-87 14-15, 7-11 SEC/8th

Tony White	G	Sr.	*24.5
Dyron Nix	F	So.	14.1
Fred Jenkins	G	Sr.	11.0
Elvin Brown	F	So.	10.7
Doug Roth	C	So.	9.7

1985-86 12-16, 5-13 SEC/8th

Tony White	G	Jr.	*22.2
Rob Jones	C	Sr.	10.7
Fred Jenkins	G	Jr.	10.4
Anthony Richardson	F	Jr.	7.6
Dyron Nix	F	Fr.	7.0

1984-85 22-15, 8-10 SEC/7th

Michael Brooks	G	Sr.	17.0
Tony White	G	So.	15.9
Rob Jones	C	Jr.	12.4
Anthony Richardson	F	So.	10.8
Fred Jenkins	G	So.	10.1

YEAR-BY-YEAR TOP SCORERS

1983-84 21-14, 9-9 SEC/6th

Willie Burton	F	Sr.	13.5
Fred Jenkins	G	Fr.	10.1
Tony White	G	Fr.	9.2
Dan Federmann	C	Sr.	8.0
Rob Jones	C	So.	7.8

1982-83 20-12, 9-9 SEC/4th

Dale Ellis	F	Sr.	22.6
Michael Brooks	G	Jr.	14.1
Willie Burton	F	Jr.	9.1
Tyron Beaman	G	Jr.	8.6
Dan Federmann	C	Jr.	7.1

1981-82 20-10, 13-5 SEC/1st

Dale Ellis	F	Jr.	21.2
Michael Brooks	G	So.	11.6
Steve Ray	F	Sr.	6.9
Tyrone Beaman	G	So.	6.8
Willie Burton	C	So.	5.6

1980-81 21-8, 12-6 SEC/3rd

Dale Ellis	F	So.	17.7
Gary Carter	G	Jr.	15.0
Howard Wood	C	Sr.	14.3
Steve Ray	F	Jr.	6.2
Michael Brooks	G	Fr.	6.2

1979-80 18-11, 12-6 SEC/3rd

Reggie Johnson	F	Sr.	19.4
Howard Wood	C	Jr.	13.1
Gary Carter	G	So.	9.8
Dale Ellis	F	Fr.	7.2
Steve Ray	F	So.	6.7

1978-79 21-12, 12-6 SEC/2nd

Reggie Johnson	F	Jr.	21.2
Terry Crosby	F	Sr.	14.1
Gary Carter	G	Fr.	10.9
Howard Wood	C	So.	8.4
Chuck Threaths	C	Jr.	6.5

1977-78 11-16, 6-12 SEC/7th

Reggie Johnson	F	So.	21.2
Terry Crosby	F	Jr.	19.0
Bert Bertelkamp	G	So.	11.4
Johnny Darden	G	Jr.	10.5
Chuck Threaths	C	So.	6.5

1976-77 22-6, 16-2 SEC/1st

Bernard King	F	Jr.	*25.8
Ernie Grunfeld	F	Sr.	22.8
Mike Jackson	G	Sr.	15.4
Reggie Johnson	C	Fr.	11.0
Johnny Darden	G	So.	5.6

1975-76 21-6, 14-4 SEC/2nd

Ernie Grunfeld	F	Jr.	*25.3
Bernard King	F	So.	25.2
Mike Jackson	G	Jr.	16.7
Doug Ashworth	C	Sr.	5.7
Johnny Darden	G	Fr.	5.1

1974-75 18-8, 12-6 SEC/3rd

Bernard King	F	Fr.	*26.4
Ernie Grunfeld	F	So.	23.8
Mike Jackson	G	So.	13.3
Rodney Woods	G	Sr.	8.7
Doug Ashworth	C	Jr.	8.4

1973-74 17-9, 12-6 SEC/2nd

Ernie Grunfeld	F	Fr.	17.4
John Snow	G	Sr.	16.4
Len Kosmalski	C	Sr.	16.3
Rodney Woods	G	Jr.	9.8
Wayne Tomlinson	F	Sr.	4.6

1972-73 15-9, 13-5 SEC/2nd

Len Kosmalski	C	Jr.	17.0
Mike Edwards	G	Sr.	15.9
John Snow	G	Jr.	13.1
Larry Robinson	F	Sr.	11.7
Rodney Woods	G	So.	9.8

1971-72 19-6, 14-4 SEC/1st

Len Kosmalski	C	So.	19.5
Mike Edwards	G	Jr.	19.4
Larry Robinson	F	Jr.	10.2
John Snow	G	So.	10.1
Lloyd Richardson	F	Jr.	7.1

1970-71 21-7, 13-5 SEC/2nd

Jimmy England	G	Sr.	20.6
Len Kosmalski	C	So.	19.5
Don Johnson	F	Sr.	18.8
Mike Edwards	G	So.	17.0
Jim Woodall	C	Sr.	6.8
Lloyd Richardson	F	So.	5.4

1969-70 16-9, 10-8 SEC/5th

Jimmy England	G	Jr.	19.4
Bobby Croft	C	Sr.	17.2
Don Johnson	F	Jr.	14.0
Rudy Kinard	G	Jr.	8.1
Kerry Myers	G	Sr.	4.6

1968-69 21-7, 13-5 SEC/2nd

Bill Justus	G	Sr.	16.3
Bobby Croft	C	Jr.	15.2
Jimmy England	G	So.	12.3
Don Johnson	F	So.	11.5
Bill Hann	G	Sr.	6.6

1967-68 20-6, 13-5 SEC/2nd

Bill Justus	G	Jr.	18.0
Tom Boerwinkle	C	Sr.	15.2
Tom Hendrix	F	Sr.	10.6
Bill Hann	G	Jr.	10.2
Bobby Croft	C	So.	8.3

1966-67 21-7, 15-3 SEC/1st

Ron Widby	F	Sr.	*22.1
Tom Boerwinkle	C	Jr.	12.0
Bill Justus	G	So.	11.2
Tom Hendrix	F	Jr.	10.0
Bill Hann	G	So.	4.9

1965-66 18-8, 10-6 SEC/3rd

Ron Widby	F	Jr.	17.3
Red Robbins	C	Sr.	17.1
Jim Cornwall	G	Sr.	8.9
Larry McIntosh	G	Sr.	8.8
Tom Hendrix	G	So.	7.6

1964-65 20-5, 12-4 SEC/2nd

A.W. Davis	F	Sr.	19.6
Ron Widby	F	So.	14.5
Larry McIntosh	G	Jr.	12.2
Red Robbins	C	Jr.	10.2
Howard Bayne	C	Jr.	7.0

1963-64 16-8, 9-5 SEC/2nd

Danny Schultz	G	Sr.	18.3
A.W. Davis	F	Jr.	17.3
Howard Bayne	F	So.	8.7
Larry McIntosh	G	So.	7.5
Sid Elliott	C	Sr.	6.5

1962-63 13-11, 6-8 SEC/7th

Danny Schultz	G	Jr.	15.9
A.W. Davis	F	So.	14.9
Sid Elliott	F	Jr.	10.1
Jerry Parker	G	Sr.	8.4
Orb Bowling	C	Sr.	8.2

1961-62 4-19, 2-12 SEC/12th

Tommy Wilson	G	Jr.	14.9
Orb Bowling	C	Jr.	14.6
Jerry Parker	F	Jr.	11.1
Sid Elliott	F	So.	9.3
John Sheffield	G	Jr.	7.1

1960-61 10-15, 4-10 SEC/11th

Bobby Carter	G	Sr.	14.4
Glenn Campbell	G	Sr.	12.2
Eddie Test	F	Jr.	11.2
Dick Fisher	C	Sr.	9.8
John Martin	F	Jr.	6.2

1959-60 12-11, 7-7 SEC/6th

Dalen Showalter	F	Sr.	14.7
Glenn Campbell	G	Jr.	13.3
Bobby Carter	G	Jr.	11.7
Eddie Test	F	So.	9.8
John Martin	F	So.	7.0

1958-59 14-8, 8-6 SEC/5th

Gene Tormohlen	C	Sr.	17.8
Kenny Coulter	G	Sr.	14.0
Dalen Showalter	F	Jr.	12.6
Don Reeverts	F	Sr.	6.7
Charlie Scott	F	Sr.	5.8

1957-58 16-7, 8-6 SEC/5th

Gene Tormohlen	C	Jr.	16.2
Leon Ammerman	F	Sr.	15.1
Dalen Showalter	F	So.	12.1
Kenny Coulter	G	Jr.	9.8
Bob Risser	G	Jr.	8.9

1956-57 13-9, 5-9 SEC/9th

Herman Thompson	G	Sr.	19.1
Leon Ammerman	F	Jr.	17.0
Don Bingham	G	So.	14.0
Gene Tormohlen	C	So.	12.5
Dick Kellar	F	Sr.	12.1

1955-56 10-14, 6-8 SEC/6th

Carl Widseth	C	Sr.	21.8
Herman Thompson	G	Jr.	18.0
Leon Ammerman	G	So.	12.7
Lewis Neyland	F	Sr.	7.8
Bob Gipe	F	Jr.	5.3

1954-55 15-7, 8-6 SEC/5th

Carl Widseth	C	Jr.	19.9
Ed Wiener	F	Sr.	19.7
Herman Thompson	G	So.	14.1
Lewis Neyland	F	Jr.	8.2
Bill Lovelace	F	Sr.	6.9

1953-54 11-12, 7-7 SEC/7th

Carl Widseth	C	So.	19.2
Ed Wiener	F	Jr.	18.8
Herman Thompson	G	Fr.	7.1
Bill Lovelace	G	Jr.	7.0
Buddy Cruze	G	So.	6.4

1952-53 13-8, 7-6 SEC/4th

Ed Wiener	F	So.	17.2
Carl Widseth	C	Fr.	15.3
Hank Bertelkamp	F	Sr.	14.3
Bill Hall	G	So.	7.8
Bill Lovelace	G	So.	6.2

1951-52 13-9, 7-7 SEC/6th

Herb Neff	C	Sr.	14.1
Dick Bowers	F	Sr.	12.3
Tommy Bartlett	G	Sr.	11.9
Hank Bertelkamp	F	Jr.	8.5
Bob Parmenter	G	So.	8.3

1950-51 10-13, 5-9 SEC/10th

Bob Garrison	G	So.	13.2
Tommy Bartlett	G	Jr.	10.0
Bert Keenan	F	Sr.	9.2
Dick Bowers	F	Jr.	7.4
Paul Gentry	F	So.	6.7

* SEC Scoring Champion

YEAR-BY-YEAR TEAM TOTALS


	Record	Pct.	FG-FGA	Pct.	3PT-3PTA	Pct.	FT-FTA	Pct.	Reb	Avg.	PF-D	A	To	Bk	St	Pts	Avg.
2023-24	27-9	.750	979-2223	.440	315-914	.344	563-750	.751	1393	38.7	629-9	600	367	166	280	2836	76.8
Opponents			814-2091	.389	268-859	.312	530-746	.710	1265	35.1	652-10	698	469	101	226	2426	67.4
2022-23	25-11	.694	908-2097	.433	276-840	.329	455-643	.708	1382	38.4	596-7	601	431	130	297	2547	70.8
Opponents			707-1895	.373	210-792	.265	460-640	.719	1147	31.9	639-13	356	528	104	236	2084	57.9
2021-22	27-8	.771	915-2108	.434	305-848	.360	436-610	.715	1291	36.9	592-8	576	429	150	326	2571	73.5
Opponents			770-1912	.403	235-750	.313	428-602	.711	1179	33.7	601-15	401	554	99	232	2203	62.9
2020-21	18-9	.667	682-1555	.439	178-539	.330	399-535	.746	968	35.9	444-6	401	338	130	196	1941	71.9
Opponents			599-1492	.401	184-567	.325	332-456	.728	918	34.0	521-9	278	424	73	175	1714	63.5
2019-20	17-14	.548	715-1656	.432	187-598	.313	462-616	.750	1069	34.5	563-11	448	423	174	186	2079	67.1
Opponents			685-1704	.402	195-590	.331	425-602	.706	1036	33.4	604-17	306	404	93	236	1990	64.2
2018-19	31-6	.838	1106-2231	.496	262-714	.367	561-744	.754	1391	37.6	655-16	661	412	199	221	3035	82.0
Opponents			888-2199	.404	311-893	.348	493-755	.653	1270	34.3	697-21	455	472	95	230	2580	69.7
2017-18	26-9	.743	885-2012	.440	273-718	.380	541-715	.757	1261	36.0	680-20	550	422	156	222	2584	73.8
Opponents			784-1917	.409	222-699	.318	511-720	.710	1192	34.1	674-18	383	483	112	194	2301	65.7
2016-17	16-16	.500	803-1903	.422	189-579	.326	588-807	.729	1206	37.7	670-14	441	399	147	175	2383	74.5
Opponents			783-1832	.427	219-616	.356	550-787	.699	1183	37.0	681-19	385	447	121	191	2335	73.0
2015-16	15-19	.441	890-2116	.421	251-767	.327	523-721	.725	1292	38.0	662-10	458	380	156	180	2554	75.1
Opponents			886-2081	.426	248-726	.342	536-776	.691	1361	40.0	692-14	471	417	120	204	2556	75.2
2014-15	16-16	.500	725-1706	.425	194-586	.331	381-551	.691	1040	32.5	625-19	350	387	108	247	2025	63.3
Opponents			673-1533	.439	244-661	.369	465-667	.697	996	31.1	541-12	448	445	103	166	2055	64.2
2013-14	24-13	.649	927-2048	.453	205-631	.325	613-852	.719	1424	38.5	617-11	472	388	172	192	2672	72.2
Opponents			823-1991	.413	192-556	.345	445-631	.705	1108	29.9	730-14	376	399	134	194	2283	61.7
2012-13	20-13	.606	753-1751	.430	173-548	.316	510-739	.690	1219	36.9	597-14	354	425	130	140	2189	66.3
Opponents			744-1780	.418	158-495	.319	445-612	.727	1039	31.5	650-27	367	368	132	209	2091	63.4
2011-12	19-15	.559	809-1847	.438	229-649	.353	491-699	.702	1244	36.6	628-12	436	466	149	192	2338	68.8
Opponents			785-1905	.412	218-532	.340	465-673	.691	1145	33.7	632-0	372	407	131	244	2216	65.2
2010-11	19-15	.559	837-1941	.431	175-583	.300	527-770	.684	1279	37.6	662-11	443	454	126	250	2376	69.9
Opponents			785-1878	.418	230-692	.332	496-704	.705	1152	33.9	649-18	414	476	140	228	2296	67.5
2009-10	28-9	.757	991-2174	.456	218-681	.320	520-775	.671	1353	36.6	733-9	530	490	136	290	2720	73.5
Opponents			804-2031	.396	230-774	.297	575-827	.695	1311	35.4	704-12	421	599	157	225	2413	65.2
2008-09	21-13	.618	957-2105	.455	229-728	.315	522-772	.676	1316	38.7	647-10	554	452	124	225	2665	78.4
Opponents			864-1950	.443	245-728	.337	492-718	.685	1167	34.3	664-18	459	513	117	204	2465	72.5
2007-08	31-5	.861	1035-2258	.458	312-875	.357	564-856	.659	1358	37.7	749-7	637	474	119	334	2946	81.8
Opponents			876-2039	.430	229-735	.312	538-800	.673	1338	37.2	756-21	482	657	147	208	2519	70.0
2006-07	24-11	.686	981-2189	.448	327-896	.365	542-830	.653	1254	35.8	704-10	546	496	108	336	2831	80.9
Opponents			909-1989	.457	243-699	.348	566-778	.728	1295	.370	726-22	503	641	148	220	2627	75.1
2005-06	22-8	.733	859-1852	.464	264-683	.387	431-615	.701	1005	33.5	542-5	509	386	98	301	2413	80.4
Opponents			801-1705	.470	209-573	.365	393-574	.685	1088	36.3	546-11	482	545	119	185	2204	73.5
2004-05	14-17	.452	763-1677	.455	222-579	.383	390-566	.689	1014	32.7	552-8	419	432	98	227	2138	69.0
Opponents			774-1696	.456	216-591	.365	371-578	.642	1032	32.3	576-7	460	437	76	218	2135	68.9
2003-04	15-14	.517	702-1592	.441	160-461	.347	499-688	.725	1067	36.8	533-5	434	435	96	173	2063	71.1
Opponents			735-1694	.434	200-574	.348	387-570	.679	978	33.7	595-13	449	384	95	228	2057	70.9
2002-03	17-12	.586	692-1529	.453	181-493	.367	415-573	.724	1036	35.7	513-11	452	442	101	169	1980	68.3
Opponents			676-1605	.421	187-549	.341	383-525	.730	893	30.8	531-9	424	369	83	199	1922	66.3
2001-02	15-16	.484	792-1759	.450	198-574	.345	441-644	.685	1176	37.9	553-11	463	500	113	185	2223	71.7
Opponents			774-1858	.417	232-679	.342	415-597	.695	1073	34.6	615-18	455	412	94	257	2195	70.8
2000-01	22-11	.667	909-1980	.459	257-697	.369	593- 872	.680	1301	39.4	712-16	528	528	191	232	2668	80.8
Opponents			876-2017	.416	232-675	.344	512-756	.677	1295	39.2	712-23	460	512	114	257	2496	75.6
1999-00	26-7	.788	909-2019	.450	266-736	.361	545-798	.683	1314	39.8	618-12	481	520	193	290	2629	79.7
Opponents			823-2030	.405	194-608	.319	399-597	.668	1226	37.2	661-17	404	589	106	249	2239	67.8
1998-99	21-9	.700	720-1704	.423	201-606	.332	537-771	.697	1160	38.7	548-9	411	483	190	262	2178	72.6
Opponents			693-1805	.384	175-551	.318	388-570	.681	1147	38.2	623-22	359	510	200	252	2048	65.0
1997-98	20-9	.690	757-1776	.426	207-547	.378	479-745	.643	1128	38.9	584-17	392	453	174	240	2200	75.9
Opponents			727-1790	.406	169-485	.349	425-640	.664	1199	41.4	611-33	391	526	129	228	2048	70.6
1996-97	11-16	.407	517-1316	.393	97-308	.315	414-597	.693	990	36.7	518-6	298	507	116	168	1545	57.2
Opponents			557-1437	.388	142-434	.327	407-587	.693	882	32.7	555-6	289	389	102	226	1663	61.6
1995-96	14-15	.483	615-1428	.431	171-444	.385	412-632	.652	1007	34.7	536-12	384	445	91	143	1813	62.5
Opponents			632-1562	.405	151-427	.354	412-617	.668	975	33.6	598-21	331	364	88	208	1827	63.0
1994-95	11-16	.688	596-1379	.432	114-328	.348	319-470	.679	891	33.0	498-19	397	417	69	164	1625	60.2
Opponents			585-1476	.396	175-512	.342	366-545	.672	951	35.2	482-15	336	374	102	216	1711	63.4
1993-94	5-22	.185	712-1678	.424	149-483	.309	335-477	.702	959	35.5	480-9	421	446	92	226	1908	70.7
Opponents			765-1591	.481	158-437	.362	349-570	.691	1016	37.6	467-10	431	452	86	250	2082	77.1
1992-93	13-17	.351	849-1847	.460	196-501	.391	467-634	.737	1126	37.5	544-12	423	485	101	215	2361	78.7
Opponents			868-1899	.457	207-568	.364	446-629	.709	1092	36.4	556-9	492	339	82	260	2389	79.6
1991-92	19-15	.559	963-2069	.465	179-472	.379	544-785	.693	1200	35.3	720-11	506	491	114	247	2649	77.9
Opponents			932-2021	.461	181-516	.351	572-841	.680	1262	37.1	673-17	481	541	115	262	2617	77.0
1990-91	12-22	.353	981-2036	.482	179-484	.370	547-763	.717	1203	35.4	682-15	497	615	105	256	2688	79.1
Opponents			992-2126	.467	212-555	.382	592-839	.706	1227	36.1	664-12	562	557	115	331	2788	82.0
1989-90	16-14	.533	892-1943	.459	198-507	.391	475-711	.668	1171	39.0	631-12	433	490	73	225	2457	81.9
Opponents			910-1909	.477	183-460	.398	488-702	.695	1159	38.6	620-9	527	476	107	264	2491	83.2
1988-89	19-11	.633	934-1981	.472	217-570	.381	435-679	.641	1181	39.4	614-11	516	502	133	292	2520	84.0
Opponents			899-1864	.482	211-527	.370	487-70										

YEAR-BY-YEAR TEAM TOTALS

	Record	Pct.	FG-FGA	Pct.	3PT-3PTA	Pct.	FT-FTA	Pct.	Reb	Avg.	PF-D	A	To	Bk	St	Pts	Avg.
1986-87	14-15	.483	838-1709	.490	75-193	.389	450-594	.758	1056	36.4	517-16	372	424	105	187	2201	75.9
Opponents			788-1810	.435	84-228	.368	373-528	.706	1011	34.9	558-15	348	425	75	194	2033	70.1
1985-86	12-16	.429	766-1568	.489	--	--	351-479	.733	824	29.4	482-14	334	410	91	192	1883	67.3
Opponents			778-1508	.516	--	--	353-515	.686	887	31.7	449-19	397	462	61	227	1909	68.2
1984-85	22-15	.595	1056-2064	.512	--	--	647-851	.760	1104	29.8	663-14	447	474	90	242	2759	74.6
Opponents			1084-2144	.506	--	--	499-711	.702	1245	33.6	668-31	560	563	117	219	2667	72.1
1983-84	21-14	.600	893-1827	.489	--	--	514-736	.698	1079	30.8	633-15	448	493	102	228	2300	65.7
Opponents			868-1813	.479	--	--	466-664	.702	1069	30.5	680-29	430	535	90	225	2202	62.9
1982-83	20-12	.625	903-1770	.510	--	--	419-572	.733	965	30.2	578-19	449	467	52	242	2225	69.5
Opponents			855-1687	.507	--	--	392-570	.687	976	30.5	585-21	404	529	81	232	2102	65.7
1981-82	20-10	.667	792-1462	.542	--	--	380-528	.720	770	25.7	528-17	441	431	64	233	1964	65.5
Opponents			757-1435	.528	--	--	346-500	.692	798	26.6	564-25	370	496	78	215	1860	62.0
1980-81	21-8	.724	823-1590	.518	--	--	424-561	.756	889	30.7	551-11	389	388	60	222	2070	71.4
Opponents			764-1508	.507	--	--	343-520	.660	846	29.2	538-18	358	476	60	169	1871	64.5
1979-80	18-11	.621	822-1707	.482	--	--	439-597	.735	1026	35.4	564-19	454	444	83	182	2083	71.8
Opponents			797-1630	.489	--	--	401-591	.679	909	31.3	575-27	416	458	89	192	1995	68.8
1978-79	21-12	.636	1053-2022	.521	--	--	473-669	.707	1165	35.3	720-21	518	545	104	236	2579	78.2
Opponents			940-1901	.494	--	--	524-734	.714	1033	31.3	693-30	417	--	--	--	2404	72.8
1977-78	11-16	.407	874-1810	.483	--	--	370-545	.679	1053	39.0	530-24	424	433	87	128	2118	78.4
Opponents			901-1791	.503	--	--	340-504	.675	1001	37.1	536-22	447	--	--	--	2142	79.3
1976-77	22-6	.786	984-1839	.535	--	--	431-582	.741	1122	40.1	518-24	527	--	--	--	2399	85.7
Opponents			943-1965	.480	--	--	318-482	.660	981	35.0	577-29	473	--	--	--	2204	78.7
1975-76	21-6	.778	878-1722	.510	--	--	460-645	.713	1083	40.1	490-14	421	--	--	--	2216	82.1
Opponents			872-1873	.466	--	--	283-426	.664	1009	37.4	596-30	463	--	--	--	2204	75.1
1974-75	18-8	.692	927-1756	.528	--	--	397-529	.750	1051	40.4	496-22	447	--	--	--	2251	86.6
Opponents			829-1761	.471	--	--	306-437	.700	908	34.9	532-16	382	--	--	--	1964	75.5
1973-74	17-9	.654	762-1617	.471	--	--	357-494	.718	1030	39.6	442-11	335	--	--	--	1881	72.3
Opponents			742-1699	.439	--	--	252-363	.685	1030	39.6	490-17	364	--	--	--	1736	66.8
1972-73	15-9	.625	701-1392	.504	--	--	281-373	.753	768	32.0	396-14	303	--	--	--	1683	70.1
Opponents			699-1453	.481	--	--	237-340	.697	872	36.3	436-5	338	--	--	--	1635	68.1
1971-72	19-6	.760	668-1436	.463	--	--	450-594	.758	1005	40.2	426-14	304	--	--	--	1786	71.4
Opponents			646-1457	.443	--	--	318-517	.615	917	36.7	353-15	368	--	--	--	1610	64.4
1970-71	21-7	.750	801-1743	.459	--	--	538-679	.792	1097	39.1	445-14	309	--	--	--	2140	76.4
Opponents			766-1618	.473	--	--	376-541	.695	1003	35.8	497-13	388	--	--	--	1908	68.1
1969-70	16-9	.640	647-1531	.423	--	--	402-542	.742	955	38.2	386-8	180	--	--	--	1696	67.8
Opponents			630-1456	.432	--	--	348-485	.718	1032	41.3	423-12	276	--	--	--	1608	64.3
1968-69	21-7	.750	727-1568	.463	--	--	438-563	.778	988	35.3	392-3	--	--	--	--	1892	67.6
Opponents			652-1431	.456	--	--	347-492	.705	901	32.2	426-15	--	--	--	--	1651	58.9
1967-68	20-6	.769	690-1493	.462	--	--	430-602	.714	1058	40.7	454-12	--	--	--	--	1810	69.6
Opponents			577-1412	.409	--	--	394-598	.659	956	36.8	446-18	--	--	--	--	1548	59.5
1966-67	21-7	.750	717-1549	.462	--	--	391-534	.732	1014	36.2	417-6	--	--	--	--	1825	65.2
Opponents			569-1318	.431	--	--	373-522	.714	854	30.5	433-3	--	--	--	--	1511	54.0
1965-66	18-8	.692	753-1755	.429	--	--	416-582	.714	1255	48.2	403-3	--	--	--	--	1922	73.9
Opponents			580-1495	.387	--	--	339-503	.673	938	36.1	446-13	--	--	--	--	1499	57.6
1964-65	20-5	.800	677-1543	.438	--	--	453-615	.736	1207	48.3	422-7	--	--	--	--	1807	72.3
Opponents			499-1335	.373	--	--	393-540	.727	790	31.6	454-18	--	--	--	--	1391	55.6
1963-64	16-8	.667	589-1311	.449	--	--	392-546	.718	978	40.8	394-10	--	--	--	--	1570	65.4
Opponents			532-1399	.380	--	--	335-481	.696	839	35.0	402-17	--	--	--	--	1399	58.3
1962-63	13-11	.542	583-1326	.440	--	--	412-560	.736	988	41.2	386-21	--	--	--	--	1578	65.8
Opponents			583-1437	.406	--	--	355-516	.688	913	38.0	434-18	--	--	--	--	1521	63.4
1961-62	4-19	.174	606-1528	.397	--	--	409-602	.679	1102	47.9	453-24	--	--	--	--	1621	70.5
Opponents			716-1646	.434	--	--	433-617	.702	1135	49.3	456-15	--	--	--	--	1865	81.1
1960-61	10-15	.400	656-1633	.402	--	--	388-611	.635	1171	46.8	496-23	--	--	--	--	1700	68.0
Opponents			605-1519	.398	--	--	515-712	.723	1213	48.5	438-21	--	--	--	--	1725	69.0
1959-60	12-11	.522	598-1566	.381	--	--	427-602	.709	1149	49.9	479-21	--	--	--	--	1623	70.6
Opponents			548-1456	.376	--	--	477-689	.692	1097	47.7	425-13	--	--	--	--	1573	68.4
1958-59	14-8	.636	561-1496	.375	--	--	392-598	.652	1076	48.9	411-16	--	--	--	--	1514	68.8
Opponents			531-1341	.396	--	--	385-564	.683	866	39.4	434-21	--	--	--	--	1447	65.7
1957-58	16-7	.696	683-1672	.408	--	--	406-643	.631	1176	51.1	428	--	--	--	--	1772	77.0
Opponents			588-1609	.365	--	--	367-556	.660	867	37.7	463	--	--	--	--	1543	67.1
1956-57	13-9	.591	661-1638	.403	--	--	456-699	.652	1071	48.6	378	--	--	--	--	1778	80.8
Opponents			633-1655	.382	--	--	429-642	.667	943	42.8	423	--	--	--	--	1695	77.1
1955-56	10-14	.417	622-1716	.363	--	--	547-849	.644	1072	44.6	457	--	--	--	--	1791	74.6
Opponents			707-1879	.388	--	--	479-761	.629	1125	46.9	512	--	--	--	--	1893	78.9
1954-55	15-7	.682	668-1681	.397	--	--	466-724	.644	957	43.5	390	--	--	--	--	1802	81.9
Opponents			579-1590	.364	--	--	431-653	.660	815	37.0	429	--	--	--	--	1589	72.2
1953-54	11-12	.478	585-1684	.348	--	--	480-760	.632	923	40.1	418	--	--	--	--	1650	71.8
Opponents			649-1832	.354	--	--	419-648	.642	--	--	489	--	--	--	--	1717	74.7
1952-53	13-8	.619	566-1639	.345	--	--	456-704	.647	882	42.0	--	--	--	--	--	1558	75.6
Opponents			561-1753	.320	--	--	423-669	.632	--	--	--	--	--	--	--	1545	73.6
1951-52	13-9	.591	491-1433	.342	--	--	335-537	.624	--	--	445	--	--	--	--	1320	60.0
1950-51	10-13	.435	535-1808	.295	--	--	359-587	.612	--	--	446	--	--	--	--	1428	62.1

>> **Bold** type indicates school record

1,000-POINT CLUB




1. ALLAN HOUSTON

2,801
#20 • G • 6-6 • 200 • Louisville, Ky. (Ballard HS)

UT's all-time leading scorer with 2,801 points, second in SEC history ... Finished 13th on the NCAA's all-time DI scoring list and is still 21st ... At the end of his career, held the SEC record with 346 made 3-pointers, then good for sixth all-time in DI ... Captured the 1993 SEC scoring title by averaging 22.3 points per game ... Set UT single-season scoring record with 806 points as a sophomore ... MVP of the 1991 SEC Tournament ... Joins UT's Ernie Grunfeld as the league's only four-time First Team All-SEC picks ... A first-round choice (11th overall) in the 1993 NBA Draft by the Detroit Pistons ... Played 12 seasons in the NBA ... Won a gold medal with Team USA at the 2000 Olympics.

Year	GP-GS	Min	Avg	FG-A	Pct	3FG-A	Pct	FT-A	Pct	Rebs	Avg	PF-FO	Ast	TO	Blk	Stl	Pts	Avg
1989-90	30-30	1083	36.1	203-465	.437	83-192	.432	120-149	.805	88	2.9	70-1	127	101	11	36	609	20.3
1990-91	34-34	1212	35.6	265-550	.482	99-231	.429	177-205	.863	104	3.1	68-0	131	128	16	37	806	23.7
1991-92	34-34	1236	36.4	223-492	.453	82-196	.418	189-225	.840	180	5.3	69-1	110	94	15	32	717	21.1
1992-93	30-30	1075	35.8	211-454	.465	82-198	.414	165-188	.878	145	4.8	67-1	92	84	8	28	669	22.3
Totals	128-128	4606	36.0	902-1961	.460	346-817	.424	651-767	.849	517	4.0	274-3	460	407	50	133	2801	21.9




2. ERNIE GRUNFELD

2,249
#22 • F • 6-6 • 215 • Forest Hills, N.Y. (Forest Hills HS)

Joined Bernard King to form the "Ernie & Bernie" duo that dominated the SEC during the mid-1970s ... Two-time First Team All-America selection ... Earned SEC Player of the Year honors as a senior in 1977 ... First of two four-time First Team All-SEC picks in history, joining UT's Allan Houston ... Led the SEC in scoring in 1976 with 25.3 points per game ... Became the first player in UT history to score greater than 2,000 career points ... Led the Vols to a 22-6 overall record and the 1976-77 SEC championship ... Won a gold medal with Team USA at the 1976 Olympics ... A first-round pick (11th overall) in the 1977 NBA Draft by the Milwaukee Bucks ... Played nine seasons in the NBA.

Year	GP-GS	Min	Avg	FG-A	Pct	3FG-A	Pct	FT-A	Pct	Rebs	Avg	PF-FO	Ast	TO	Blk	Stl	Pts	Avg
1973-74	26--	--	--	180-363	.496	--	--	93-128	.727	188	7.2	80-2	61	--	--	--	453	17.4
1974-75	20--	--	--	184-401	.459	--	--	107-132	.811	128	6.4	62-2	51	--	--	--	475	23.8
1975-76	27--	--	--	255-485	.526	--	--	173-214	.808	172	6.4	73-1	57	--	--	--	683	25.3
1976-77	28--	--	--	248-463	.536	--	--	142-179	.793	176	6.3	87-5	77	--	--	--	638	22.8
Totals	101--	--	--	867-1712	.506	--	--	515-653	.789	664	6.6	302-10	246	--	--	--	2249	22.3



3. TONY WHITE

2,219
#11 • G • 6-2 • 170 • Charlotte, N.C (Independence HS)

Earned Third Team All-America honors from the AP and UPI in 1987 ... One of two Vols, alongside Bernard King, to twice lead the SEC in scoring ... Named SEC co-Player of the Year by the UPI in 1987 ... Finished his career fifth on the SEC's all-time scoring list and still ranks sixth today ... Set a Tennessee single-game scoring record with 51 points against Auburn as a senior ... Led the SEC in free-throw shooting in 1987 with a 90.2 percentage at the line ... Two-time (1986 and 1987) First Team All-SEC selection ... Selected in the second round (33rd overall selection) of the 1987 NBA Draft by the Chicago Bulls.

Year	GP-GS	Min	Avg	FG-A	Pct	3FG-A	Pct	FT-A	Pct	Rebs	Avg	PF-FO	Ast	TO	Blk	Stl	Pts	Avg
1983-84	34-16	796	23.4	117-249	.470	--	--	79-107	.738	43	1.3	72-3	57	54	3	19	313	9.2
1984-85	36-26	1117	31.0	221-432	.512	--	--	131-162	.809	88	2.4	80-2	77	87	1	24	573	15.9
1985-86	28-28	1031	36.8	249-493	.505	--	--	124-142	.873	59	2.1	60-3	66	69	1	25	622	22.2
1986-87	29-29	1090	37.6	259-530	.489	28-68	.412	165-183	.902	95	3.3	75-4	45	69	0	26	711	24.5
Totals	127-99	4034	31.8	846-1704	.496	28-68	.412	499-594	.840	285	2.2	311-14	245	279	5	94	2219	17.5




4. CHRIS LOFTON

2,131
#5 • G • 6-2 • 200 • Maysville, Ky. (Mason County HS)

Three-time Second Team All-America honoree ... Named to the 2008 John R. Wooden Award All-America squad ... Won 2007 SEC Player of the Year honors ... Three-time First Team All-SEC pick ... Led the SEC in scoring in 2007 with 20.8 points per game ... Holds the SEC's all-time record with 431 made 3-pointers, a figure that put him third in DI history at the conclusion of his career ... Owns the top three single-season 3-point marks in school history, with his 118 3-pointers in 2008 placing second in SEC history at the end of his career ... Led UT to a school-record 31 wins, the SEC title and a second consecutive NCAA Sweet 16 appearance in 2008.

Year	GP-GS	Min	Avg	FG-A	Pct	3FG-A	Pct	FT-A	Pct	Rebs	Avg	PF-FO	Ast	TO	Blk	Stl	Pts	Avg
2004-05	31-31	914	29.5	141-293	.481	93-200	.465	35-41	.854	111	3.6	36-0	46	32	2	40	410	13.2
2005-06	30-30	957	31.9	174-373	.466	114-261	.437	55-60	.917	106	3.5	55-0	56	36	3	60	517	17.2
2006-07	31-31	917	29.6	205-428	.479	106-253	.419	129-159	.811	95	3.1	49-4	54	51	4	48	645	20.8
2007-08	36-36	1071	29.8	170-426	.399	118-307	.384	110-120	.917	112	3.1	56-0	64	49	3	45	559	15.5
Totals	128-128	3859	30.1	690-1520	.454	431-1021	.422	320-380	.842	427	3.3	196-1	220	168	12	193	2131	16.6



5. REGGIE JOHNSON

2,103
#32 • F • 6-9 • 210 • Ellenwood, Ga. (Cedar Grove HS)

A two-time First Team All-America selection, earning the honor in both 1979 and 1980 ... Three-time First Team All-SEC designee ... Led the SEC with a 64.5 field-goal percentage as a freshman in 1977 ... Selected as the team MVP three times (1978, 1979 and 1980) ... Became just the second player in school history to score over 2,000 career points, following former teammate Ernie Grunfeld ... Helped lead the Vols to a 22-6 overall record and the SEC championship in 1977 ... First-round draft pick (15th overall) by the San Antonio Spurs in the 1980 NBA Draft ... Played seven seasons in the NBA.

Year	GP-GS	Min	Avg	FG-A	Pct	3FG-A	Pct	FT-A	Pct	Rebs	Avg	PF-FO	Ast	TO	Blk	Stl	Pts	Avg
1976-77	28--	--	--	131-203	.645	--	--	46-61	.754	227	8.1	105-6	17	--	--	--	308	11.0
1977-78	27--	--	--	229-409	.560	--	--	115-166	.693	258	9.6	97-6	36	80	49	12	573	21.2
1978-79	33--	1054	31.9	286-487	.587	--	--	126-170	.741	255	7.7	124-5	28	75	41	25	698	21.2
1979-80	27-27	850	31.5	218-390	.559	--	--	88-116	.759	180	6.7	85-5	29	58	29	23	524	19.4
Totals	115-27	1904	--	864-1489	.580	--	--	375-513	.731	920	8.0	411-22	110	213	119	60	2103	18.3

1,000-POINT CLUB

6. DALE ELLIS

2,065

#14 • F • 6-7 • 205 • Marietta, Ga. (Marietta HS)

Year	GP-GS	Min	Avg	FG-A	Pct	3FG-A	Pct	FT-A	Pct	Rebs	Avg	PF-FO	Ast	TO	Blk	Stl	Pts	Avg
1979-80	27-6	573	21.2	81-182	.445	--	--	31-40	.775	96	3.6	44-1	34	34	13	21	193	7.1
1980-81	29-28	1057	36.4	215-360	.597	--	--	83-111	.748	185	6.4	84-2	21	54	11	34	513	17.7
1981-82	30-30	1134	37.8	257-393	.654	--	--	121-152	.796	189	6.3	91-5	22	90	4	47	635	21.2
1982-83	32-32	1179	36.8	279-464	.601	--	--	166-221	.751	209	6.5	102-4	32	74	4	52	724	22.6
Totals	118-96	3943	33.4	832-1399	.595	--	--	401-524	.765	679	5.8	321-12	109	252	32	154	2065	17.5




7. BERNARD KING

1,962

#53 • F • 6-7 • 205 • Brooklyn, N.Y. (Fort Hamilton HS)

Year	GP-GS	Min	Avg	FG-A	Pct	3FG-A	Pct	FT-A	Pct	Rebs	Avg	PF-FO	Ast	TO	Blk	Stl	Pts	Avg
1974-75	25--	--	--	273-439	.622	--	--	115-147	.782	308	12.3	97-7	39	--	--	--	661	26.4
1975-76	25--	--	--	260-454	.573	--	--	109-163	.669	325	13.0	87-4	40	--	--	--	629	25.2
1976-77	26--	--	--	278-481	.578	--	--	116-163	.712	371	14.3	95-3	82	--	--	--	672	25.8
Totals	76--	--	--	811-1374	.590	--	--	340-473	.719	1004	13.2	279-14	161	--	--	--	1962	25.8




8. DYRON NIX

1,877

#31 • F • 6-7 • 210 • Ft. Walton Beach, Fla. (Ft. Walton HS)

Year	GP-GS	Min	Avg	FG-A	Pct	3FG-A	Pct	FT-A	Pct	Rebs	Avg	PF-FO	Ast	TO	Blk	Stl	Pts	Avg
1985-86	25-13	585	23.4	71-150	.473	--	--	34-51	.667	108	4.3	70-3	13	37	18	16	176	7.0
1986-87	29-29	1039	35.8	153-283	.541	0-2	.000	102-161	.634	294	10.1	92-5	15	70	53	37	408	14.1
1987-88	29-29	1039	35.8	235-460	.511	1-7	.143	173-227	.762	261	9.0	74-1	16	80	31	34	644	22.2
1988-89	30-26	1078	35.9	254-492	.516	38-103	.369	103-144	.715	281	9.4	69-1	57	81	40	51	649	21.6
Totals	113-97	3741	33.1	713-1385	.515	39-112	.348	412-583	.707	944	8.4	305-10	101	268	142	138	1877	16.6



9. VINCENT YARBROUGH

1,737

#1 • F • 6-7 • 210 • Cleveland, Tenn. (Cleveland HS)

Year	GP-GS	Min	Avg	FG-A	Pct	3FG-A	Pct	FT-A	Pct	Rebs	Avg	PF-FO	Ast	TO	Blk	Stl	Pts	Avg
1998-99	30-28	705	23.5	83-199	.417	23-84	.274	40-57	.702	156	5.2	54-1	42	48	29	43	229	7.6
1999-00	33-33	1010	30.6	172-368	.467	53-148	.358	92-125	.736	228	6.9	60-0	81	68	33	55	489	14.8
2000-01	33-33	1047	31.7	164-370	.443	43-127	.339	88-138	.638	244	7.4	66-0	83	74	44	55	459	13.9
2001-02	31-31	1097	35.4	194-457	.425	60-167	.359	112-163	.687	234	7.5	60-0	87	93	25	58	560	18.1
Totals	127-125	3859	30.4	613-1394	.440	179-526	.340	332-483	.687	862	6.8	240-1	293	283	131	211	1737	13.7



10. CARL WIDSETH

1,683

#21 • C • 6-3 • 180 • Minneapolis, Minn. (Davenport HS)

Year	GP-GS	Min	Avg	FG-A	Pct	3FG-A	Pct	FT-A	Pct	Rebs	Avg	PF-FO	Ast	TO	Blk	Stl	Pts	Avg
1952-53	21--	--	--	111-257	.432	--	--	100-144	.694	165	7.9	--	--	--	--	--	322	15.3
1953-54	22--	--	--	135-336	.402	--	--	152-225	.676	244	11.1	58--	--	--	--	--	422	19.2
1954-55	21--	--	--	135-316	.427	--	--	147-191	.770	236	11.2	35--	--	--	--	--	417	19.9
1955-56	24--	--	--	150-353	.425	--	--	222-288	.771	292	12.2	57--	--	--	--	--	412	17.2
Totals	88--	--	--	531-1262	.421	--	--	621-848	.732	937	10.6	150--	--	--	--	--	1683	19.1




11. BRANDON WHARTON

1,651

#15 • G • 6-3 • 190 • Nashville, Tenn. (Overton HS)

Year	GP-GS	Min	Avg	FG-A	Pct	3FG-A	Pct	FT-A	Pct	Rebs	Avg	PF-FO	Ast	TO	Blk	Stl	Pts	Avg
1995-96	29-29	1017	35.1	112-298	.376	56-141	.397	86-115	.748	100	3.4	68-0	82	93	6	23	366	12.6
1996-97	27-26	962	35.6	153-371	.412	58-135	.430	90-113	.796	108	4.0	66-1	53	87	13	38	454	16.8
1997-98	29-28	977	33.7	143-365	.392	63-147	.429	92-127	.724	107	3.7	68-0	87	61	6	42	441	15.2
1998-99	30-30	948	31.6	132-332	.398	54-155	.348	72-95	.758	77	2.6	66-1	93	75	10	47	390	13.0
Totals	115-113	3904	33.8	540-1366	.395	231-578	.400	340-450	.756	392	3.4	268-2	315	316	35	150	1651	14.4



12. GRANT WILLIAMS

1,629

#2 • F • 6-7 • 236 • Charlotte, N.C. (Providence Day School)

Year	GP-GS	Min	Avg	FG-A	Pct	3FG-A	Pct	FT-A	Pct	Rebs	Avg	PF-FO	Ast	TO	Blk	Stl	Pts	Avg
2016-17	32-29	814	25.4	132-262	.504	12-32	.375	126-189	.667	189	5.9	105-6	36	62	61	26	402	12.6
2017-18	35-35	1008	28.8	183-387	.473	3-25	.120	162-212	.764	211	6.0	116-6	66	74	44	21	531	15.2
2018-19	37-37	1180	31.9	234-414	.565	15-46	.326	213-260	.819	278	7.5	110-6	117	83	55	42	696	18.8
Totals	104-101	3002	28.9	549-1063	.516	30-103	.291	501-661	.758	678	6.5	331-18	219	219	160	89	1629	15.7



13. WAYNE CHISM

1,608

#4 • F/C • 6-9 • 242 • Jackson, Tenn. (Bolivar Central HS)

Year	GP-GS	Min	Avg	FG-A	Pct	3FG-A	Pct	FT-A	Pct	Rebs	Avg	PF-FO	Ast	TO	Blk	Stl	Pts	Avg
2006-07	35-18	678	19.4	115-261	.441	26-79	.329	61-104	.587	183	5.2	102-3	32	45	21	21	317	9.1
2007-08	36-34	826	22.9	139-296	.470	29-90	.322	50-90	.556	208	5.8	108-2	41	41	49	33	357	9.9
2008-09	34-31	873	25.7	165-354	.466	41-128	.320	96-134	.716	273	8.0	98-4	42	69	34	26	467	13.7
2009-10	37-36	998	27.0	169-363	.466	35-108	.324	94-124	.758	266	7.2	102-1	40	60	48	41	467	12.6
Totals	142-119	3375	23.8	588-1274	.462	131-405	.323	301-452	.666	930	6.5	410-10	155	215	152	121	1608	11.3




14. MICHAEL BROOKS

1,600

#21 • G • 6-2 • 170 • Memphis, Tenn. (Melrose HS)

Year	GP-GS	Min	Avg	FG-A	Pct	3FG-A	Pct	FT-A	Pct	Rebs	Avg	PF-FO	Ast	TO	Blk	Stl	Pts	Avg
1980-81	29-0	646	22.3	74-153	.484	--	--	33-46	.717	38	1.3	34-0	90	40	0	25	181	6.2
1981-82	29-25	926	31.9	134-286	.469	--	--	69-81	.852	41	1.4	41-1	96	71	2	33	337	11.6
1982-83	32-32	1131	35.3	198-389	.509	--	--	56-68	.824	51	1.6	51-1	79	83	1	24	452	14.1
1984-85	37-37	1292	34.9	242-472	.513	--	--	146-164	.890	67	1.8	82-0	132	90	0	40	630	17.0
Totals	127-94	3995	31.5	648-1300	.498	--	--	304-359	.847	197	1.6	208-2	397	284	3	122	1600	12.6



**15. TONY HARRIS****1,588****#14 • G • 6-0 • 165 • Memphis, Tenn. (East HS)**

Year	GP-GS	Min	Avg	FG-A	Pct	3FG-A	Pct	FT-A	Pct	Rebs	Avg	PF-FO	Ast	TO	Blk	Stl	Pts	Avg
1997-98	27-26	842	31.2	123-336	.366	48-149	.322	90-125	.720	72	2.7	70-3	113	79	2	36	384	14.2
1998-99	30-29	965	32.2	113-303	.373	64-164	.390	81-102	.794	80	2.7	67-0	143	106	2	31	371	12.4
1999-00	33-33	997	30.2	149-365	.408	73-193	.378	110-148	.743	73	2.2	78-1	134	86	0	46	481	14.6
2000-01	31-31	885	28.5	97-271	.358	55-159	.346	103-133	.774	63	2.0	80-4	119	81	1	32	352	11.1
Totals	121-119	3689	30.5	482-1275	.378	240-665	.361	384-508	.756	288	2.4	295-8	509	352	5	145	1588	13.4

**16. ADMIRAL SCHOFIELD****1,570****#5 • G • 6-6 • 241 • Zion, Ill. (Zion-Benton Township HS)**

Year	GP-GS	Min	Avg	FG-A	Pct	3FG-A	Pct	FT-A	Pct	Rebs	Avg	PF-FO	Ast	TO	Blk	Stl	Pts	Avg
2015-16	32-22	598	18.7	92-207	.444	25-83	.301	35-39	.897	129	4.0	88-2	29	22	10	12	244	7.6
2016-17	28-1	533	19.0	78-172	.453	21-54	.389	53-68	.779	124	4.4	65-2	21	32	5	9	230	8.2
2017-18	35-34	982	28.1	177-396	.447	64-162	.395	68-90	.756	224	6.4	102-5	52	63	15	34	486	13.9
2018-19	37-37	1174	31.7	238-502	.474	74-177	.418	60-86	.698	227	6.1	94-2	75	70	17	33	610	16.5
Totals	132-94	3287	24.9	585-1277	.458	184-476	.387	216-283	.763	704	5.3	349-11	177	187	47	88	1570	11.9

**17. RON SLAY****1,569****#35 • F • 6-8 • 240 • Nashville, Tenn. (Oak Hill Academy [Va.]/Pearl-Cohn HS)**

Year	GP-GS	Min	Avg	FG-A	Pct	3FG-A	Pct	FT-A	Pct	Rebs	Avg	PF-FO	Ast	TO	Blk	Stl	Pts	Avg
1999-00	33-1	572	17.3	117-229	.511	11-27	.407	75-94	.798	146	4.4	69-3	17	47	7	17	320	9.7
2000-01	33-7	749	22.7	145-289	.502	16-45	.356	120-171	.702	176	5.3	98-3	33	65	9	11	426	12.9
2001-02	14-11	342	24.4	70-143	.490	11-32	.344	56-74	.757	91	6.5	38-1	29	42	0	4	207	14.8
2002-03	29-29	991	34.2	211-434	.486	43-115	.374	151-193	.782	226	7.8	86-3	61	108	4	21	616	21.2
Totals	109-48	2654	24.3	543-1095	.496	81-219	.370	402-532	.756	639	5.9	291-10	140	262	20	53	1569	14.4

**18. SANTIAGO VESCOVI****1,540****#25 • G • 6-3 • 196 • Montevideo, Uruguay (NBA Global Academy [Australia])**

Year	GP-GS	Min	Avg	FG-A	Pct	3FG-A	Pct	FT-A	Pct	Rebs	Avg	PF-FO	Ast	TO	Blk	Stl	Pts	Avg
2019-20	19-19	575	30.3	63-169	.373	36-100	.360	42-51	.824	62	3.3	61-2	70	67	3	23	204	10.7
2020-21	27-23	790	29.3	71-183	.388	53-142	.373	40-49	.816	101	3.7	62-0	84	51	1	32	235	8.7
2021-22	35-35	1093	31.2	145-351	.413	102-253	.403	73-92	.793	154	4.4	87-1	111	56	8	59	465	13.3
2022-23	33-33	1087	32.9	134-338	.396	91-246	.370	55-71	.775	153	4.6	63-1	102	51	3	60	414	12.5
*2023-24	35-34	887	25.3	68-185	.368	43-132	.326	45-54	.796	128	3.7	91-1	86	34	1	38	222	6.3
Totals	149-144	4432	29.7	481-1226	.392	325-873	.372	253-317	.798	598	4.0	364-5	453	259	16	212	1540	10.3

*received an extra season of eligibility (COVID-19)

**19. JORDAN McRAE****1,521****#52 • G • 6-6 • 185 • Midway, Ga. (Liberty County HS)**


Year	GP-GS	Min	Avg	FG-A	Pct	3FG-A	Pct	FT-A	Pct	Rebs	Avg	PF-FO	Ast	TO	Blk	Stl	Pts	Avg
2010-11	10-0	53	5.3	6-19	.316	1-9	.111	5-11	.455	8	0.8	5-0	0	5	4	2	18	1.8
2011-12	34-15	738	21.7	97-257	.377	39-119	.328	60-79	.759	99	2.9	58-2	52	50	26	20	293	8.6
2012-13	33-22	1108	33.6	170-402	.423	60-169	.355	118-153	.771	136	4.1	77-4	66	93	29	26	518	15.7
2013-14	37-37	1191	32.2	223-512	.436	79-225	.351	167-212	.788	128	3.5	78-1	91	77	38	25	692	18.7
TOTAL	114-74	3090	27.1	496-1190	.417	179-522	.343	350-455	.769	371	3.3	218-7	209	225	97	73	1521	13.3

**20. RON WIDBY****1,432****#53 • F • 6-4 • 209 • Knoxville, Tenn. (Fulton HS)**

Year	GP-GS	Min	Avg	FG-A	Pct	3FG-A	Pct	FT-A	Pct	Rebs	Avg	PF-FO	Ast	TO	Blk	Stl	Pts	Avg
1964-65	25--	--	--	162-356	.455	--	--	38-49	.776	207	8.3	66-0	--	--	--	--	362	14.5
1965-66	26--	--	--	193-463	.417	--	--	65-83	.783	209	8.0	54-0	--	--	--	--	451	17.3
1966-67	28--	--	--	257-537	.479	--	--	105-127	.827	244	8.7	76-0	--	--	--	--	619	22.1
Totals	79--	--	--	612-1356	.451	--	--	208-259	.803	660	8.4	196-0	--	--	--	--	1432	18.1

**21. C.J. WATSON****1,424****#32 • G • 6-2 • 176 • Las Vegas, Nev. (Bishop Gorman HS)**

Year	GP-GS	Min	Avg	FG-A	Pct	3FG-A	Pct	FT-A	Pct	Rebs	Avg	PF-FO	Ast	TO	Blk	Stl	Pts	Avg
2002-03	29-28	1038	35.8	80-188	.426	24-66	.364	79-121	.653	121	4.2	57-0	160	85	6	36	263	9.1
2003-04	29-29	982	33.9	104-249	.418	44-107	.411	82-103	.796	123	4.2	55-2	145	73	3	45	334	11.5
2004-05	31-31	1082	34.9	109-266	.410	48-128	.375	103-136	.757	101	3.3	71-0	155	96	1	58	369	11.9
2005-06	30-30	956	31.9	136-291	.467	49-116	.422	137-156	.878	93	3.1	77-2	117	63	4	59	458	15.3
Totals	119-118	4058	34.1	429-994	.432	165-417	.396	401-516	.777	438	3.7	260-4	577	317	14	198	1424	12.0

**22. STEVE HAMER****1,418****#21 • C • 7-0 • 245 • Grand Junction, Tenn. (Middleton HS)**

Year	GP-GS	Min	Avg	FG-A	Pct	3FG-A	Pct	FT-A	Pct	Rebs	Avg	PF-FO	Ast	TO	Blk	Stl	Pts	Avg
1992-93	26-19	553	21.3	74-136	.544	0-0	.000	33-52	.635	119	4.6	65-2	7	25	24	8	181	7.0
1993-94	24-19	620	25.8	119-206	.578	3-13	.000	93-116	.802	139	5.8	59-2	20	43	24	12	334	13.9
1994-95	25-24	773	30.9	138-261	.529	0-0	.000	98-153	.641	220	8.8	66-2	14	65	35	6	374	15.0
1995-96	29-29	956	33.0	187-325	.575	0-0	.000	155-252	.615	272	9.4	84-3	30	84	39	11	529	18.2
Totals	104-91	2902	27.9	518-928	.558	3-13	.000	379-573	.661	750	7.2	274-9	71	217	122	37	1418	13.6

**23. JIMMY ENGLAND****1,407****#22 • G • 6-1 • 170 • Knoxville, Tenn. (Holston HS)**

Year	GP-GS	Min	Avg	FG-A	Pct	3FG-A	Pct	FT-A	Pct	Rebs	Avg	PF-FO	Ast	TO	Blk	Stl	Pts	Avg
1968-69	28--	--	--	150-321	.467	--	--	45-51	.882	77	2.8	59-0	28	--	--	--	345	12.3
1969-70	25--	--	--	177-439	.403	--	--	131-146	.897	121	4.8	55-0	63	--	--	--	485	19.4
1970-71	28--	--	--	217-449	.483	--	--	143-165	.867	111	4.0	62-0	146	--	--	--	577	20.6
Totals	81--	--	--	544-1209	.450	--	--	319-362	.881	309	3.8	176-0	237	--	--	--	1407	17.4

1,000-POINT CLUB

24. JaJUAN SMITH

1,384

#2 • G • 6-2 • 195 • Cleveland, Tenn. (McMinn County HS)

Year	GP-GS	Min	Avg	FG-A	Pct	3FG-A	Pct	FT-A	Pct	Rebs	Avg	PF-FO	Ast	TO	Bk	Stl	Pts	Avg
2004-05	25-0	200	8.0	17-54	.315	10-34	.294	4-9	.444	20	0.8	15-0	11	10	1	9	48	19
2005-06	30-0	720	24.0	95-239	.397	61-162	.377	33-58	.569	92	3.1	57-0	57	40	3	40	284	9.5
2006-07	35-35	1012	28.9	183-402	.455	89-242	.368	78-107	.729	159	4.5	90-2	46	63	8	73	533	15.2
2007-08	36-36	992	27.6	174-377	.462	93-243	.383	78-102	.765	134	3.7	88-2	81	61	1	61	519	14.4
Totals	126-71	2924	23.2	469-1072	.438	253-681	.372	193-276	.699	405	3.2	250-4	195	174	13	183	1384	11.0



25. JORDAN BOWDEN

1,365

#23 • G • 6-5 • 193 • Knoxville, Tenn. (22 Feet Academy [S.C.]/Carter HS)

Year	GP-GS	Min	Avg	FG-A	Pct	3FG-A	Pct	FT-A	Pct	Rebs	Avg	PF-FO	Ast	TO	Bk	Stl	Pts	Avg
2016-17	30-28	683	22.8	75-202	.371	35-111	.315	53-63	.841	87	2.9	62-1	40	22	5	27	238	7.9
2017-18	35-35	978	27.9	98-249	.394	51-129	.395	73-99	.737	125	3.6	86-3	66	39	11	39	320	9.1
2018-19	36-5	1002	27.8	128-279	.459	51-135	.378	76-93	.817	125	3.5	74-1	70	35	11	31	383	10.6
2019-20	31-31	1067	34.4	139-363	.383	49-171	.287	97-118	.822	125	4.0	70-1	85	51	10	30	424	13.7
Totals	132-99	3730	28.3	440-1093	.403	186-546	.341	299-373	.802	462	3.5	292-6	261	147	37	127	1365	10.3



26. MIKE EDWARDS

1,343

#25 • G • 6-2 • 180 • Greenfield, Ind. (Greenfield HS)

Year	GP-GS	Min	Avg	FG-A	Pct	3FG-A	Pct	FT-A	Pct	Rebs	Avg	PF-FO	Ast	TO	Bk	Stl	Pts	Avg
1970-71	28--	--	--	205-460	.446	--	--	67-87	.770	115	4.1	67-1	23	--	--	--	477	17.0
1971-72	25--	--	--	191-458	.417	--	--	103-119	.866	96	3.8	71-1	21	--	--	--	485	19.1
1972-73	24--	--	--	176-347	.507	--	--	29-38	.763	65	2.7	56-2	28	--	--	--	381	15.9
Totals	77--	--	--	572-1265	.452	--	--	199-244	.816	276	3.6	194-4	72	--	--	--	1343	17.4



27. HERMAN THOMPSON

1,319

#15 • G • 5-11 • 160 • Alcoa, Tenn. (Alcoa HS)

Year	GP-GS	Min	Avg	FG-A	Pct	3FG-A	Pct	FT-A	Pct	Rebs	Avg	PF-FO	Ast	TO	Bk	Stl	Pts	Avg
1953-54	22--	--	--	62-178	.348	--	--	32-56	.571	73	3.3	50--	--	--	--	--	156	7.1
1954-55	22--	--	--	122-298	.409	--	--	66-97	.680	106	4.8	67--	--	--	--	--	310	14.1
1955-56	24--	--	--	159-414	.384	--	--	115-175	.657	120	5.0	62--	--	--	--	--	433	18.0
1956-57	22--	--	--	152-388	.392	--	--	116-155	.748	95	4.3	56--	--	--	--	--	420	19.1
Totals	90--	--	--	495-1278	.387	--	--	329-483	.681	394	4.4	235--	--	--	--	--	1319	14.7



28. SCOTTY HOPSON

1,305

#32 • G • 6-7 • 200 • Hopkinsville, Ky. (University Heights HS)

Year	GP-GS	Min	Avg	FG-A	Pct	3FG-A	Pct	FT-A	Pct	Rebs	Avg	PF-FO	Ast	TO	Bk	Stl	Pts	Avg
2008-09	34-30	796	23.4	113-264	.428	46-129	.357	40-64	.625	93	3.1	50-0	49	50	5	21	312	9.2
2009-10	37-36	1024	27.7	174-391	.445	52-156	.333	50-85	.588	124	3.4	55-1	44	78	7	36	450	12.2
2010-11	32-32	937	29.3	188-416	.452	53-141	.376	114-155	.735	107	3.3	63-1	41	89	5	26	543	17.0
Totals	103-98	2757	26.8	475-1071	.444	151-426	.354	204-304	.671	324	3.1	168-2	134	217	21	83	1305	12.7



29. ISIAH VICTOR

1,304

#44 • F • 6-9 • 220 • Hopkinsville, Ky. (University Heights HS)

Year	GP-GS	Min	Avg	FG-A	Pct	3FG-A	Pct	FT-A	Pct	Rebs	Avg	PF-FO	Ast	TO	Bk	Stl	Pts	Avg
1997-98	29-7	599	20.7	78-154	.506	2-6	.333	65-113	.575	159	5.5	75-1	20	61	30	27	223	7.7
1998-99	30-9	719	24.0	126-214	.589	3-10	.300	84-141	.596	219	7.3	78-2	23	66	36	25	339	11.3
1999-00	33-33	670	20.3	112-223	.502	6-19	.316	89-136	.654	202	6.1	74-2	24	82	40	33	319	9.7
2000-01	33-32	869	26.3	153-282	.543	15-50	.300	113-182	.621	219	6.6	81-1	30	74	34	19	423	12.8
Totals	125-81	2857	22.9	469-873	.537	4-15	.267	351-572	.614	799	6.4	308-6	97	283	140	104	1304	10.4



30. JOSIAH-JORDAN JAMES

1,270

#30 • G • 6-7 • 220 • Charleston, S.C. (Porter-Gaud School)

Year	GP-GS	Min	Avg	FG-A	Pct	3FG-A	Pct	FT-A	Pct	Rebs	Avg	PF-FO	Ast	TO	Bk	Stl	Pts	Avg
2019-20	27-26	806	29.9	68-184	.370	29-79	.367	35-45	.778	149	5.5	68-3	79	68	23	23	200	7.4
2020-21	25-17	674	27.0	69-177	.390	28-91	.308	35-45	.778	162	6.5	55-2	51	30	25	36	201	8.0
2021-22	32-30	932	29.1	112-289	.388	56-173	.324	48-60	.800	191	6.0	93-5	55	37	34	46	328	10.3
2022-23	24-14	606	25.3	84-226	.372	40-128	.313	31-36	.861	113	4.7	36-0	44	25	3	29	239	10.0
*2023-24	36-36	1050	29.2	100-249	.402	43-126	.341	59-71	.831	229	6.4	72-0	68	37	23	49	302	8.4
Totals	144-123	4068	28.3	433-1125	.385	196-597	.328	208-257	.809	844	5.9	324-10	297	197	108	183	1270	8.8

* received an extra season of eligibility (COVID-19)



31. BRANDON CRUMP

1,267

#4 • F • 6-10 • 250 • Houston, Texas (Klein HS)

Year	GP-GS	Min	Avg	FG-A	Pct	3FG-A	Pct	FT-A	Pct	Rebs	Avg	PF-FO	Ast	TO	Bk	Stl	Pts	Avg
2001-02	30-19	648	21.6	85-143	.594	1-2	.500	43-78	.551	126	4.2	80-4	28	34	17	13	214	7.1
2002-03	29-27	781	26.9	127-225	.564	0-0	.000	64-85	.753	171	5.9	76-1	33	66	30	22	318	11.0
2003-04	29-29	909	31.3	158-279	.566	8-25	.320	105-155	.677	198	6.8	73-0	35	60	37	23	429	14.8
2004-05	27-25	712	26.4	124-224	.554	10-19	.526	48-75	.640	157	5.8	75-2	22	55	23	18	306	11.3
Totals	115-100	3050	26.5	494-871	.567	19-46	.413	260-393	.662	652	5.7	304-7	118	215	107	76	1267	11.0



32. C.J. BLACK

1,261

#43 • F • 6-8 • 255 • Chattanooga, Tenn. (Brainerd HS)

Year	GP-GS	Min	Avg	FG-A	Pct	3FG-A	Pct	FT-A	Pct	Rebs	Avg	PF-FO	Ast	TO	Bk	Stl	Pts	Avg
1996-97	27-20	689	25.5	98-190	.516	1-4	.250	117-153	.765	169	6.3	66-0	7	88	38	13	314	11.6
1997-98	29-28	829	28.6	126-243	.519	10-24	.417	103-139	.741	198	6.8	94-1	17	69	73	32	365	12.6
1998-99	30-27	720	24.0	89-201	.443	8-27	.296	97-121	.802	166	5.5	69-2	23	49	46	31	283	9.4
1999-00	32-32	784	24.5	100-193	.518	13-33	.394	86-119	.723	170	5.3	83-3	25	53	55	26	299	9.3
Totals	118-107	3022	25.6	413-827	.499	32-88	.364	403-532	.758	703	6.0	312-6	72	259	212	102	1261	10.7



**33. JOSH RICHARDSON****1,252****#1 • G • 6-6 • 200 • Edmond, Okla. (Santa Fe HS)**

Year	GP-GS	Min	Avg	FG-A	Pct	3FG-A	Pct	FT-A	Pct	Rebs	Avg	PF-FO	Ast	TO	Blk	Stl	Pts	Avg
2011-12	34-9	543	16.0	36-102	.353	9-38	.237	16-25	.640	47	1.4	61-0	24	32	19	18	97	2.9
2012-13	33-33	1013	30.7	99-211	.469	9-42	.214	54-78	.692	143	4.3	82-0	51	55	23	35	261	7.9
2013-14	37-36	1122	30.3	139-293	.474	34-100	.340	69-87	.793	106	2.9	79-0	56	37	30	27	381	10.3
2014-15	32-32	1162	36.3	184-399	.461	46-128	.359	99-124	.798	143	4.5	79-4	115	85	16	67	513	16.0
Totals	136-110	3840	28.2	458-1005	.456	98-308	.318	238-314	.758	439	3.2	301-4	246	209	88	147	1252	9.2

**34. MIKE JACKSON****1,243****#25 • G • 6-3 • 190 • Nashville, Tenn. (Stratford HS)**

Year	GP-GS	Min	Avg	FG-A	Pct	3FG-A	Pct	FT-A	Pct	Rebs	Avg	PF-FO	Ast	TO	Blk	Stl	Pts	Avg
1973-74	6--	--	--	6-18	.333	--	--	3-6	.500	7	1.2	7-0	0	--	--	--	15	2.5
1974-75	26--	--	--	139-273	.509	--	--	69-84	.821	98	3.8	76-2	42	--	--	--	347	13.3
1975-76	27--	--	--	174-360	.483	--	--	102-132	.773	126	4.7	92-6	62	--	--	--	450	16.7
1976-77	28--	--	--	179-383	.467	--	--	73-86	.849	90	3.2	96-8	81	--	--	--	431	15.4
Totals	87--	--	--	498-1034	.482	--	--	247-308	.802	321	3.7	271-16	185	--	--	--	1243	14.3

**35. BILL JUSTUS****1,236****#42 • G • 6-1 • 175 • Knoxville, Tenn. (Fulton HS)**

Year	GP-GS	Min	Avg	FG-A	Pct	3FG-A	Pct	FT-A	Pct	Rebs	Avg	PF-FO	Ast	TO	Blk	Stl	Pts	Avg
1966-67	28--	--	--	113-242	.467	--	--	88-109	.807	129	4.6	49-0	--	--	--	--	314	11.2
1967-68	26--	--	--	175-384	.456	--	--	117-142	.824	129	5.0	49-0	--	--	--	--	467	18.0
1968-69	28--	--	--	161-389	.414	--	--	133-147	.905	160	5.7	59-1	49	--	--	--	455	16.3
Totals	82--	--	--	449-1015	.442	--	--	338-398	.849	418	5.1	157-1	49	--	--	--	1236	15.1

**36. A.W. DAVIS****1,225****#20 • F • 6-7 • 185 • Rutledge, Tenn. (Rutledge HS)**

Year	GP-GS	Min	Avg	FG-A	Pct	3FG-A	Pct	FT-A	Pct	Rebs	Avg	PF-FO	Ast	TO	Blk	Stl	Pts	Avg
1962-63	24--	--	--	136-288	.472	--	--	85-114	.746	196	8.2	51-4	--	--	--	--	357	14.9
1963-64	23--	--	--	141-296	.476	--	--	116-144	.806	181	7.9	58-1	--	--	--	--	398	17.3
1964-65	24--	--	--	170-391	.435	--	--	130-153	.850	197	8.2	65-3	--	--	--	--	470	19.6
Totals	71--	--	--	447-975	.458	--	--	331-411	.805	574	8.1	174-8	--	--	--	--	1225	17.3

**37. TYLER SMITH****1,219****#1 • F • 6-7 • 215 • Pulaski, Tenn. (University of Iowa/Hargrave Military Academy [Va.]/Giles County HS)**

Year	GP-GS	Min	Avg	FG-A	Pct	3FG-A	Pct	FT-A	Pct	Rebs	Avg	PF-FO	Ast	TO	Blk	Stl	Pts	Avg
2007-08	36-35	1017	28.3	181-338	.536	14-37	.378	113-160	.706	242	6.7	92-1	122	79	20	50	489	13.6
2008-09	34-34	1107	32.6	196-446	.439	28-96	.292	170-222	.766	196	5.8	72-0	114	70	7	25	590	17.4
2009-10	12-12	321	26.8	47-82	.573	0-3	.000	46-66	.697	56	4.7	24-1	44	16	3	17	140	11.7
Totals	82-81	2445	29.8	424-866	.490	42-136	.309	329-448	.734	494	6.0	188-2	280	165	30	92	1219	14.9

**38. ED WIENER****1,212****#19 • F • 6-3 • 185 • Brooklyn, N.Y. (Erasmus Hall HS)**

Year	GP-GS	Min	Avg	FG-A	Pct	3FG-A	Pct	FT-A	Pct	Rebs	Avg	PF-FO	Ast	TO	Blk	Stl	Pts	Avg
1951-52	8--	--	--	1-8	.125	--	--	1-4	.250	--	--	6--	--	--	--	--	3	0.4
1952-53	21--	--	--	133-366	.363	--	--	95-158	.601	202	9.6	--	--	--	--	--	361	17.2
1953-54	22--	--	--	154-410	.376	--	--	106-145	.731	180	8.2	45--	--	--	--	--	414	18.8
1954-55	22--	--	--	165-395	.418	--	--	104-158	.658	156	7.1	47--	--	--	--	--	434	19.7
Totals	73--	--	--	453-1179	.384	--	--	306-465	.658	538	--	98--	--	--	--	--	1212	16.6

**39. LEN KOSMALSKI****1,202****#55 • C • 7-0 • 245 • Maple Heights, Ohio (Maple Heights HS)**

Year	GP-GS	Min	Avg	FG-A	Pct	3FG-A	Pct	FT-A	Pct	Rebs	Avg	PF-FO	Ast	TO	Blk	Stl	Pts	Avg
1971-72	25--	--	--	191-365	.523	--	--	106-140	.757	210	8.4	74-3	10	--	--	--	488	19.5
1972-73	17--	--	--	119-238	.500	--	--	51-70	.729	110	6.5	32-0	8	--	--	--	289	17.0
1973-74	26--	--	--	176-324	.543	--	--	73-109	.670	254	9.8	76-3	14	--	--	--	425	16.3
Totals	68--	--	--	486-927	.524	--	--	230-319	.721	574	8.4	182-6	32	--	--	--	1202	17.7

**40. HOWARD WOOD****1,201****#44 • C • 6-7 • 235 • East Hampton, N.Y. (East Hampton HS)**

Year	GP-GS	Min	Avg	FG-A	Pct	3FG-A	Pct	FT-A	Pct	Rebs	Avg	PF-FO	Ast	TO	Blk	Stl	Pts	Avg
1977-78	24--	--	--	48-93	.516	--	--	26-38	.684	101	4.2	37-1	7	17	3	6	122	5.1
1978-79	33--	620	18.8	114-230	.496	--	--	56-73	.767	144	4.4	68-0	15	49	8	16	284	8.6
1979-80	29-2	646	22.3	141-280	.504	--	--	97-113	.858	151	5.2	67-0	12	37	11	23	379	13.1
1980-81	29-29	985	34.0	150-287	.523	--	--	116-144	.805	199	6.9	85-1	40	75	18	33	416	14.3
Totals	115-31	--	--	453-890	.509	--	--	295-368	.801	595	5.2	257-2	74	178	40	78	1201	10.4

**41. GARY CARTER****1,199****#30 • G • 6-3 • 190 • Johnson City, Tenn. (Science Hill HS)**

Year	GP-GS	Min	Avg	FG-A	Pct	3FG-A	Pct	FT-A	Pct	Rebs	Avg	PF-FO	Ast	TO	Blk	Stl	Pts	Avg
1978-79	33--	1137	34.5	145-283	.512	--	--	69-98	.704	161	4.9	82-3	94	96	4	47	359	10.9
1979-80	29-28	1015	30.5	109-263	.414	--	--	65-80	.813	133	4.6	59-1	87	76	4	32	283	9.8
1980-81	29-29	1082	37.3	174-313	.556	--	--	88-108	.815	112	3.9	79-2	68	59	3	43	436	15.0
1981-82	6-6	228	38.0	46-77	.597	--	--	29-33	.879	18	3.0	15-1	17	21	2	10	121	20.2
Totals	97-63	3462	35.7	474-936	.506	--	--	251-319	.787	424	4.4	235-7	266	252	13	132	1199	12.4

OUTLOOK

PLAYERS

STAFF

REVIEW

RESULTS

RECORDS

HONORS

POSTSEASON

VOLMANAC

MEDIA INFO



1,000-POINT CLUB

42. GREG BELL

1,198

#23 • G • 6-3 • 185 • London, W.Va. (DuPont HS)

Year	GP-GS	Min	Avg	FG-A	Pct	3FG-A	Pct	FT-A	Pct	Rebs	Avg	PF-FO	Ast	TO	Blk	Stl	Pts	Avg
1987-88	26-14	6:06	23.3	93-225	.413	39-98	.398	53-78	.679	66	2.5	74-4	43	57	4	26	278	10.7
1988-89	30-3	6:06	23.2	114-271	.421	62-155	.400	60-91	.659	64	2.1	72-0	56	61	5	22	350	11.7
1989-90	30-30	9:42	31.4	161-368	.438	66-153	.431	111-162	.685	96	3.2	99-3	65	88	4	36	499	16.6
1990-91	12-0	2:00	16.7	25-79	.316	4-23	.174	17-27	.630	21	1.8	22-0	14	29	1	9	71	5.9
Totals	98-47	24:44	24.9	393-943	.417	171-429	.399	241-358	.673	247	2.5	267-7	178	235	14	93	1198	12.2



43. DON JOHNSON

1,196

#52 • F • 6-5 • 210 • Benson, Ill. (Roanoke-Benson HS)

Year	GP-GS	Min	Avg	FG-A	Pct	3FG-A	Pct	FT-A	Pct	Rebs	Avg	PF-FO	Ast	TO	Blk	Stl	Pts	Avg
1968-69	28--	--	--	133-295	.451	--	--	56-79	.709	227	8.1	63-0	14	--	--	--	322	11.5
1969-70	25--	--	--	145-346	.419	--	--	59-82	.720	231	9.2	72-2	10	--	--	--	349	14.0
1970-71	28--	--	--	192-398	.482	--	--	141-187	.754	291	10.4	80-3	16	--	--	--	525	18.8
Totals	81--	--	--	470-1039	.452	--	--	256-348	.736	749	9.2	215-5	40	--	--	--	1196	14.8



44. PAUL WALTHER

1,173

#14 • F • 6-2 • 155 • Covington, Ky. (Covington Catholic HS)

Year	GP-GS	Min	Avg	FG-A	Pct	3FG-A	Pct	FT-A	Pct	Rebs	Avg	PF-FO	Ast	TO	Blk	Stl	Pts	Avg
1944-45	23--	--	--	98--	--	--	--	62-100	.620	--	--	--	--	--	--	--	258	11.2
1944-47	17--	--	--	45--	--	--	--	29-42	.690	--	--	--	--	--	--	--	119	7.0
1947-48	25--	--	--	118-331	.356	--	--	98-137	.715	--	--	81--	--	--	--	--	334	13.4
1948-49	26--	--	--	176-470	.374	--	--	110-164	.671	--	--	79--	--	--	--	--	462	17.8
Totals	91--	--	--	437--	--	--	--	299-443	.675	--	--	160--	--	--	--	--	1173	12.9




45. LANG WISEMAN

1,156

#22 • G • 6-4 • 200 • Arlington, Tenn. (Bolton HS)

Year	GP-GS	Min	Avg	FG-A	Pct	3FG-A	Pct	FT-A	Pct	Rebs	Avg	PF-FO	Ast	TO	Blk	Stl	Pts	Avg
1989-90	28-0	2:32	10.4	27-77	.351	10-34	.294	13-20	.650	29	1.0	36-0	29	18	2	8	77	2.8
1990-91	33-30	9:04	30.1	155-346	.448	54-170	.318	70-85	.824	100	3.0	81-2	104	102	4	52	434	13.2
1991-92	33-30	8:16	26.5	131-293	.447	39-96	.406	44-60	.733	135	4.1	87-1	71	63	8	41	345	10.5
1992-93	29-22	7:48	25.8	106-248	.427	49-125	.392	39-54	.722	89	3.1	66-2	44	57	6	27	300	10.3
Totals	123-82	29:10	23.7	419-964	.435	152-425	.358	166-219	.758	353	2.9	270-5	248	240	20	128	1156	9.4




46. FRED JENKINS

1,139

#35 • G • 6-4 • 190 • Columbia, Tenn. (Central HS)

Year	GP-GS	Min	Avg	FG-A	Pct	3FG-A	Pct	FT-A	Pct	Rebs	Avg	PF-FO	Ast	TO	Blk	Stl	Pts	Avg
1983-84	35-28	10:12	28.9	137-279	.491	--	--	79-110	.718	113	3.2	67-3	94	92	9	49	353	10.1
1984-85	35-23	10:46	29.9	128-267	.479	--	--	99-130	.762	138	3.9	64-1	99	86	2	52	355	10.1
1985-86	16-15	4:01	30.1	69-139	.496	--	--	29-38	.763	52	3.3	27-1	62	42	3	35	167	10.4
1986-87	24-20	7:62	31.8	101-192	.526	13-39	.333	49-62	.790	74	3.1	43-0	133	71	5	41	264	11.0
Totals	110-86	33:01	30.0	435-877	.496	13-39	.333	256-340	.753	377	3.4	201-5	388	291	19	177	1139	10.4



47. JARNELL STOKES

1,129

#5 • F • 6-8 • 260 • Memphis, Tenn. (Southwind HS)

Year	GP-GS	Min	Avg	FG-A	Pct	3FG-A	Pct	FT-A	Pct	Rebs	Avg	PF-FO	Ast	TO	Blk	Stl	Pts	Avg
2011-12	17-14	4:36	25.6	63-118	.534	0-3	.000	37-65	.569	126	7.4	39-1	12	35	23	16	163	9.6
2012-13	33-33	9:52	28.8	149-282	.528	0-0	.000	110-194	.567	318	9.6	78-4	42	68	37	23	408	12.4
2013-14	37-37	11:09	32.4	199-375	.531	0-0	.000	160-230	.696	392	10.6	73-2	75	77	34	26	558	15.1
Totals	87-84	25:07	29.7	411-775	.530	0-3	.000	307-489	.628	836	9.6	190-7	129	180	94	65	1129	13.0




48. JOHN FULKERSON

1,121

#10 • F • 6-9 • 219 • Kingsport, Tenn. (The Christ School [N.C.])

Year	GP-GS	Min	Avg	FG-A	Pct	3FG-A	Pct	FT-A	Pct	Rebs	Avg	PF-FO	Ast	TO	Blk	Stl	Pts	Avg
2016-17	10-6	16:00	16.0	17-30	.567	0-0	.000	13-20	.650	46	4.6	23-0	10	8	9	11	47	4.7
2017-18	30-1	27:09	9.3	18-42	.429	0-0	.000	16-22	.727	49	1.6	36-0	16	22	9	16	52	1.7
2018-19	36-0	4:34	12.1	42-72	.583	0-0	.000	29-45	.644	95	2.6	67-0	24	21	25	18	113	3.1
2019-20	31-31	9:36	30.2	156-255	.612	1-2	.500	113-151	.748	183	5.9	94-2	39	57	27	33	426	13.7
2020-21	25-24	6:01	26.4	89-169	.527	0-3	.000	59-79	.747	138	5.5	48-0	42	33	15	13	237	9.5
*2021-22	33-14	7:20	21.8	92-176	.523	0-0	.000	62-84	.738	154	4.7	67-0	47	37	31	13	246	7.5
Totals	165-76	31:02	19.3	414-744	.556	1-5	.200	292-401	.728	665	4.0	335-2	178	178	116	104	1121	6.8

* received an extra season of eligibility (COVID-19)



49. TERRY CROSBY

1,096

#25 • G/F • 6-4 • 195 • Toledo, Ohio (De Vilbiss HS)

Year	GP-GS	Min	Avg	FG-A	Pct	3FG-A	Pct	FT-A	Pct	Rebs	Avg	PF-FO	Ast	TO	Blk	Stl	Pts	Avg
1975-76	23--	--	--	33-96	.344	--	--	3-12	.250	38	1.7	43-0	14	--	--	--	69	3.0
1976-77	26--	--	--	44-93	.473	--	--	14-20	.700	30	1.2	20-0	25	--	--	--	102	3.9
1977-78	25--	--	--	198-407	.486	--	--	79-106	.745	135	5.4	76-4	60	87	2	35	475	19.0
1978-79	32--	11:02	36.3	198-359	.552	--	--	54-73	.740	130	4.1	82-2	101	58	13	53	450	14.1
Totals	106--	11:02	--	473-955	.495	--	--	150-211	.711	333	3.1	221-6	200	145	15	88	1096	10.3



50. LAMONTÉ TURNER

1,086

#1 • G • 6-2 • 187 • Florence, Ala. (IMG Academy [Fla.])

Year	GP-GS	Min	Avg	FG-A	Pct	3FG-A	Pct	FT-A	Pct	Rebs	Avg	PF-FO	Ast	TO	Blk	Stl	Pts	Avg
2016-17	32-6	6:03	20.7	76-214	.355	41-125	.328	70-91	.769	81	2.5	67-0	86	55	6	19	263	8.2
2017-18	35-0	8:05	25.3	118-296	.399	70-177	.395	75-85	.882	111	3.2	70-2	78	43	2	24	381	10.9
2018-19	28-19	8:07	31.0	109-258	.422	49-153	.320	40-51	.784	77	2.8	70-1	105	42	2	35	307	11.0
2019-20	11-11	3:09	33.5	40-129	.310	11-47	.234	44-59	.746	39	3.5	21-0	78	42	2	20	135	12.3
Totals	106-36	27:04	26.3	343-897	.382	171-502	.341	229-286	.801	308	2.9	228-3	347	182	13	98	1086	10.2



**51. CAMERON TATUM****1,083****#23 • G • 6-7 • 193 • Lithonia, Ga. (The Patterson School [N.C.])**

Year	GP-GS	Min	Avg	FG-A	Pct	3FG-A	Pct	FT-A	Pct	Rebs	Avg	PF-FO	Ast	TO	Blk	Stl	Pts	Avg
2007-08	7-0	74	10.6	13-26	.500	3-8	.375	6-14	.429	16	2.3	8-0	6	8	2	8	35	5.0
2008-09	34-4	626	18.4	91-217	.419	43-134	.321	32-53	.604	76	2.2	52-0	30	41	6	17	257	7.6
2009-10	29-6	491	16.9	75-156	.481	28-72	.389	38-56	.679	63	2.2	50-0	31	26	3	16	216	7.4
2010-11	34-33	857	25.2	97-259	.375	34-125	.272	70-105	.667	105	3.1	63-0	78	57	12	30	298	8.8
2011-12	34-34	991	29.1	93-264	.352	47-137	.343	44-58	.759	141	4.1	62-1	87	62	4	26	277	8.1
Totals	138-77	3039	22.0	369-922	.400	155-476	.326	190-286	.664	401	2.9	235-1	232	194	27	97	1083	7.8

**52. BOBBY CROFT****1,071****#40 • C • 6-10 • 220 • Hamilton, Ontario (Hill Park HS)**

Year	GP-GS	Min	Avg	FG-A	Pct	3FG-A	Pct	FT-A	Pct	Rebs	Avg	PF-FO	Ast	TO	Blk	Stl	Pts	Avg
1967-68	26--	--	--	89-171	.520	--	--	38-57	.667	137	5.3	75-3	--	--	--	--	216	8.3
1968-69	28--	--	--	166-297	.559	--	--	94-142	.662	250	8.9	90-2	5	--	--	--	426	15.2
1969-70	25--	--	--	166-332	.500	--	--	97-147	.660	241	9.6	86-3	9	--	--	--	429	17.2
Totals	79--	--	--	421-800	.526	--	--	229-346	.662	628	7.9	251-8	14	--	--	--	1071	13.6

**53. ROB JONES****1,070****#34 • C • 6-7 • 210 • Knoxville, Tenn. (Austin-East HS)**


Year	GP-GS	Min	Avg	FG-A	Pct	3FG-A	Pct	FT-A	Pct	Rebs	Avg	PF-FO	Ast	TO	Blk	Stl	Pts	Avg
1982-83	30-0	284	9.5	16-42	.381	--	--	7-17	.412	65	2.2	32-0	4	18	11	11	39	1.3
1983-84	35-30	983	28.1	108-194	.557	--	--	58-92	.630	206	5.9	93-3	14	41	29	29	274	7.8
1984-85	37-37	1348	36.4	181-301	.601	--	--	95-160	.594	317	8.6	112-4	20	57	47	40	457	12.4
1985-86	28-28	987	35.2	127-219	.580	--	--	46-88	.523	216	7.7	58-1	14	38	25	35	300	10.7
Totals	130-95	3602	27.7	432-756	.571	--	--	206-357	.577	804	6.2	295-8	52	154	112	115	1070	8.2

**54. ZAKAI ZEIGLER -- STILL ACTIVE****1,054****#5 • G • 5-9 • 171 • Long Island, N.Y. (Our Saviour Lutheran School)**

Year	GP-GS	Min	Avg	FG-A	Pct	3FG-A	Pct	FT-A	Pct	Rebs	Avg	PF-FO	Ast	TO	Blk	Stl	Pts	Avg
2021-22	35-1	774	22.1	94-247	.381	44-125	.352	75-89	.843	66	1.9	61-0	93	60	3	60	307	8.8
2022-23	30-15	860	28.7	105-280	.375	51-164	.311	60-72	.833	82	2.7	67-1	161	68	6	59	321	10.7
2023-24	36-30	1135	31.5	134-341	.393	72-209	.344	84-119	.706	101	2.8	48-0	218	78	3	62	424	11.8
Totals	101-46	2769	27.4	333-868	.384	167-498	.335	219-280	.782	249	2.5	176-1	472	206	12	181	1052	10.4

**55. ROBERT HUBBS III****1,046****#3 • G • 6-5 • 207 • Newbern, Tenn. (Dyer County HS)**

Year	GP-GS	Min	Avg	FG-A	Pct	3FG-A	Pct	FT-A	Pct	Rebs	Avg	PF-FO	Ast	TO	Blk	Stl	Pts	Avg
2013-14	12-0	219	18.3	23-75	.307	9-32	.281	5-8	.625	18	1.5	17	8	7	4	2	60	5.0
2014-15	32-20	795	24.8	88-215	.409	31-93	.333	24-33	.727	93	2.9	48	28	26	4	16	231	7.2
2015-16	30-16	801	26.7	128-283	.452	11-46	.239	51-69	.739	117	3.9	47	38	22	1	13	318	10.6
2016-17	32-32	1011	31.6	170-364	.467	4-26	.154	93-111	.838	147	4.6	56	53	47	7	23	437	13.7
Totals	106-68	2826	26.7	409-937	.437	55-197	.279	173-221	.783	375	3.5	168	127	102	16	54	1046	9.9

**56. GENE TORMOHLN****1,020****#54 • C • 6-8 • 215 • Holland, Ind. (Holland HS)**

Year	GP-GS	Min	Avg	FG-A	Pct	3FG-A	Pct	FT-A	Pct	Rebs	Avg	PF-FO	Ast	TO	Blk	Stl	Pts	Avg
1956-57	22--	--	--	109-258	.422	--	--	57-110	.518	357	16.2	85--	--	--	--	--	275	12.5
1957-58	25--	--	--	141-330	.427	--	--	90-136	.662	384	16.7	87--	--	--	--	--	372	16.2
1958-59	21--	--	--	142-366	.388	--	--	89-139	.640	372	17.7	80-6	--	--	--	--	373	17.8
Totals	66--	--	--	392-954	.411	--	--	236-385	.613	1113	16.9	252-6	--	--	--	--	1020	15.5

FOOD CITY CENTER RECORDS

INDIVIDUAL RECORDS (MEN'S)

■ MOST POINTS SCORED

UT: 43 by Allan Houston vs. LSU (2/10/1990)
Opp: 54 by Jodie Meeks, Kentucky (1/13/2009)

■ MOST FIELD GOALS ATTEMPTED

UT: 29 by Dalton Knecht vs. Kentucky (3/9/2024)
Opp: 36 by Chris Jackson, LSU (3/10/1989)
Other: 36 by Popeye Jones, Murray State vs. Michigan State (3/15/1990)

■ MOST FIELD GOALS MADE

UT: 15 by Dyron Nix vs. Tennessee Tech (11/25/1988)
Opp: 17 by Gary Payton, Oregon State (12/10/1989)

■ BEST FIELD GOAL PERCENTAGE (MIN. 10 ATT.)

UT: 91.7 (11-12) by Carlus Groves vs. Ole Miss (2/19/1992)
Opp: 90.0 (9-10) by Carl Hall, Wichita State (12/13/2012)

■ MOST 3-POINT GOALS ATTEMPTED

UT: 20 by Chris Lofton vs. North Carolina A&T (11/27/2007)
Opp: 20 by Chris Jackson, LSU (2/10/1990)
Other: 20 by Chris Walker, Villanova vs. LSU (3/15/1990)

■ MOST 3-POINT GOALS MADE

UT: 8 by Chris Lofton vs. North Carolina A&T (11/27/2007)

8 by Allan Houston vs. Fordham (12/29/1989)
Opp: 10 by Jodie Meeks, Kentucky (1/13/2009)
10 by Chris Jackson, LSU (2/10/1990)
Other: 8 by Cuonzo Martin, Purdue (3/24/1994)

■ BEST 3-POINT PERCENTAGE (MIN. 4 ATT.)

UT: 100.0 (6-6) by Jordan McRae vs. LSU (2/19/2013)
100.0 (6-6) by Jajuan Smith vs. Middle Tennessee (11/20/2007)
100.0 (5-5) by Santiago Vescovi vs. Austin Peay (12/21/2022)
100.0 (5-5) by Justin Powell vs. Presbyterian (11/30/2021)
100.0 (5-5) by Jordan Bone vs. Kentucky (3/2/2019)
100.0 (5-5) by Thaddeus Holden vs. Vanderbilt (1/18/2003)
100.0 (5-5) by C.J. Watson vs. Campbell (12/23/2004)
100.0 (4-4) by Josh Richardson vs. Virginia (12/20/2013)
Opp: 100.0 (5-5) by Trent Shippen, Colorado State (12/28/1987)
100.0 (5-5) by Doug McLaughlin-Williams, App. State (12/6/2005)
100.0 (4-4) by Ronald Dupree, LSU (3/1/2003)

■ MOST FREE THROWS ATTEMPTED

UT: 19 by Ron Slay vs. New Mexico (1/4/2003)
Opp: 17 by Dan O'Sullivan, Fordham (12/29/1989)
Other: 17 by Litteral Green, Georgia vs. Mississippi State (3/9/1989)

■ MOST FREE THROWS MADE

UT: 15 by Allan Houston vs. Kentucky (1/21/1992)
15 by Ron Slay vs. New Mexico (1/4/2003)
Opp: 16 by Dan Langhi, Vanderbilt (2/13/1999)

FOOD CITY CENTER RECORDS (cont.)

■ BEST FREE THROW PERCENTAGE (MIN. 10 ATT.)

UT: 100.0 (14-14) by Grant Williams vs. Arkansas (1/15/2019)
 100.0 (13-13) by Lamonté Turner vs. Auburn (1/2/2018)
 100.0 (13-13) by Chris Lofton vs. East Tennessee State (12/30/2006)
 100.0 (13-13) by Scooter McFadgon vs. Auburn (2/28/2004)
 100.0 (13-13) by Scooter McFadgon vs. Kentucky (1/20/2004)
 100.0 (11-11) by Ian Lockhart vs. Washington State (12/20/1989)
 100.0 (10-10) by Brandon Crump vs. Vanderbilt (1/14/2004)
 100.0 (10-10) by Ron Slay vs. Gardner-Webb (11/22/2002)
 100.0 (10-10) by Aaron Green vs. Southern Cal (12/18/1996)
 100.0 (10-10) by Dyrnon Nix vs. Memphis State (12/29/1988)
 Opp: 100.0 (16-16) by Dan Langhi, Vanderbilt (2/13/1999)
 100.0 (14-14) by Jodie Meeks, Kentucky (1/13/2009)
 100.0 (11-11) by Terrence Shannon Jr., Illinois (12/9/2023)

■ MOST REBOUNDS

UT: 20 by Dyrnon Nix vs. UT-Chattanooga (12/3/1988)
 Opp: 21 by Kelly Wise, Memphis (12/5/2000)

■ MOST ASSISTS

UT: 14 by Zakai Zeigler vs. Texas A&M (2/24/2024)
 14 by Lamonté Turner vs. Murray State (11/12/2019)
 Opp: 13 by D.J. Augustin, Texas (12/23/2006)
 13 by Chris Corchiani, NC State (2/25/1991)
 Other: 13 by Dennis Whitaker, Ohio vs. Fordham (12/30/1989)

■ MOST STEALS

UT: 7 by Vincent Yarbrough vs. UNC Greensboro (12/22/1998)
 7 by LaMarcus Golden vs. Mercer (12/28/1993)
 Opp: 9 by Elliot Perry, Memphis State (11/17/1990)

■ MOST BLOCKED SHOTS

UT: 6 by Yves Pons vs. Jacksonville State (12/21/2019)
 6 by Elgrace Wilborn vs. Georgetown (3/18/2003)
 6 by Doug Roth vs. LSU (1/11/1989)
 Opp: 7 by Luke Kornet, Vanderbilt (2/22/2017)
 7 by Jordan Mickey, LSU (2/14/2015)
 7 by Leonard Coleman, Tennessee Tech (12/4/1996)
 7 by Shaquille O'Neal, LSU (2/10/1990)
 Other: 7 by Ken Johnson, Ohio State vs. St. John's (3/20/1999)

TEAM RECORDS (MEN'S)

■ MOST POINTS SCORED

UT: 118 vs. Tennessee Tech (11/25/1988)
 Opp: 119 by LSU (2/10/1990)

■ MOST POINTS SCORED IN ONE HALF

UT: 66 vs. Georgia (2/9/2000)
 66 vs. Kentucky (1/21/1992)

■ FEWEST POINTS SCORED

UT: 38 vs. Alabama (1/10/2015)
 Opp: 36 by UNC Greensboro (12/11/2021)

■ HIGHEST TWO-TEAM POINTS TOTAL

232 by Tennessee (113) and LSU (119) (2/10/1990)

■ LOWEST TWO-TEAM POINTS TOTAL

89 by Tennessee (46) and Auburn (43) (2/4/2023)

■ MOST FIELD GOALS ATTEMPTED

UT: 91 vs. LSU (2/10/1990)
 Opp: 83 by UNC Charlotte (11/29/1995)

■ MOST FIELD GOALS MADE

UT: 43 vs. Tennessee Tech (11/25/1988)
 Opp: 40 by Oregon State (12/10/1989)

■ BEST FIELD-GOAL PERCENTAGE

UT: 69.4 (34-49) Vanderbilt (2/24/1996)
 Opp: 61.5 (24-39) by Kentucky (1/21/1989)
 61.5 (26-52) by Florida (1/23/1988)

■ LOWEST FIELD-GOAL PERCENTAGE

Opp: 20.9 (14-67) by Lenoir-Rhyne (11/6/2018)
 DI Opp: 22.1 (15-68) by Morehead State (12/7/1994)

■ FEWEST FIELD GOALS ATTEMPTED

UT: 34 vs. Mississippi State (2/3/2015)
 Opp: 39 by Kentucky (1/21/1989)

■ FEWEST FIELD GOALS MADE

UT: 14 vs. South Carolina (1/11/2020)
 14 vs. Alabama (1/10/2015)
 Opp: 11 by Vanderbilt (3/1/2014)

■ MOST 3-POINT FG ATTEMPTED

UT: 50 vs. North Carolina A&T (11/27/2007)
 Opp: 37 by Alabama (3/2/2024)
 37 by Wofford (11/14/2023)

■ MOST 3-POINT FG MADE

UT: 16 vs. Presbyterian (12/6/2016)
 16 vs. North Carolina A&T (11/27/2007)
 16 vs. Auburn (2/15/2006)
 Opp: 18 by Vanderbilt (1/8/2005)

■ BEST 3-POINT PERCENTAGE (MIN. 8 ATT.)

UT: 70.0 (7-10) vs. Kent State (11/29/1990)
 70.0 (7-10) vs. Xavier (12/11/2004)
 Opp: 72.7 (8-11) by Mississippi State (2/3/2015)

■ MOST FREE THROWS ATTEMPTED

UT: 59 vs. Kentucky (1/21/1992)
 Opp: 44 by Ole Miss (1/9/2013)

■ MOST FREE THROWS MADE

UT: 48 vs. Kentucky (1/21/1992)
 Opp: 38 by Ole Miss (1/9/2013)

■ FEWEST FREE THROWS ATTEMPTED

UT: 3 vs. Mississippi State (1/3/2023)
 Opp: 2 by Tennessee State (11/28/2003)

■ FEWEST FREE THROWS MADE

UT: 3 vs. Mississippi State (1/3/2023)
 3 vs. LSU (1/4/2020)
 3 vs. Kentucky (2/8/1995)
 Opp: 1 by Tennessee State (12/27/2014)

■ BEST FREE-THROW PERCENTAGE (MIN. 5 MADE)

UT: 100.0 (10-10) vs. Tennessee Tech (11/6/2023)
 100.0 (10-10) vs. Tennessee Tech (11/26/2021)
 100.0 (9-9) vs. Tennessee Tech (11/7/2022)
 100.0 (8-8) vs. South Carolina (2/13/2019)
 100.0 (6-6) vs. Jacksonville State (12/21/1999)
 95.8 (23-24) vs. LSU (1/6/1999) - *Made first 23 attempts*
 Opp: 100.0 (27-27) by Florida (1/8/1994)
 100.0 (11-11) by Alabama A&M (12/27/2005)

■ MOST REBOUNDS

UT: 58 vs. UT-Martin (11/18/2008)
 Opp: 60 by LSU (2/10/1990)

■ FEWEST REBOUNDS

UT: 19 vs. Alabama (2/9/2005)
 Opp: 19 by Mississippi State (1/3/2023)
 19 by Vanderbilt (2/26/2015)

■ MOST STEALS

UT: 20 vs. Western Carolina (11/30/1999)
 Opp: 22 by Middle Tennessee State (12/10/1999)

■ MOST BLOCKED SHOTS

UT: 15 vs. Pittsburgh (12/6/1998)
 Opp: 12 by NC State (12/18/2013)

■ MOST PERSONAL FOULS

UT: 31 vs. UT-Chattanooga (11/17/2000)
 Opp: 42 by Kentucky (1/21/1992)

■ FEWEST PERSONAL FOULS

UT: 7 vs. Georgia Southern (12/12/2023)
 7 vs. Texas A&M-Corpus Christi (12/2/2018)
 Opp: 6 by South Carolina (2/25/2023)

■ SINGLE-GAME ATTENDANCE

25,610 vs. Kentucky (1/21/1989)



ALTERNATE UNIFORM HISTORY

Dating to 1979-80, Tennessee has traditionally worn white jerseys at home and orange jerseys on the road. In the late 1970s, the SEC played a Saturday-Monday conference schedule during which half the league's teams hosted two games and the other half traveled. Tennessee during that period commonly wore white for one of those games and orange for the other, meaning that each jersey color was worn both at home and on the road.

For portions of the program's first 40 seasons, black and grey were staples of the Tennessee basketball program's uniform color palette. Below is a listing of the program's alternate uniform history.

■ ORANGE JERSEYS AT HOME (since 1980)

Date	Opponent	Result
Nov. 21, 1988	Soviet National Team*	W, 83-81
March 11, 1989	Florida+	L, 71-76
Feb. 27, 2010	#2 Kentucky	W, 74-65
Nov. 3, 2010	Brevard College*	W, 91-42
Jan. 4, 2013	Memphis	L, 80-85
March 7, 2015	South Carolina	L, 49-60
Dec. 4, 2022	Alcorn State	W, 94-40

■ WHITE JERSEYS IN TRUE ROAD GAMES (since 1980)

Date	Opponent	Result
Jan. 2, 2016	at Auburn	L, 77-83
Feb. 4, 2017	at Mississippi State	L, 59-64
Feb. 19, 2022	at #23 Arkansas	L, 48-58

■ SMOKEY GREY (since 1950)

Date	Opponent	Result	Site
March 15, 2014	vs. #1 Florida+	L, 49-56	Atlanta
Jan. 6, 2016	vs. Florida	W, 83-69	Knoxville
Feb. 20, 2016	vs. LSU	W, 81-65	Knoxville
March 5, 2016	vs. Ole Miss	L, 60-83	Knoxville
Jan. 11, 2017	vs. South Carolina	L, 60-70	Knoxville

■ TENNESSEE CLASSIC (since 2023)

Date	Opponent	Result	Site
Jan. 28, 2023	#10 Texas	W, 82-71	Knoxville
Feb. 15, 2023	#1 Alabama	W, 68-59	Knoxville
Feb. 28, 2023	Arkansas	W, 75-57	Knoxville
March 9, 2023	vs. Ole Miss+	W, 70-55	Nashville
March 16, 2023	vs. Louisiana	W, 58-55	Orlando
March 18, 2023	vs. #12 Duke	W, 65-52	Orlando
March 23, 2023	vs. #25 Florida Atlantic L	55-62	New York
Dec. 9, 2023	#20 Illinois	W, 86-79	Knoxville
Jan. 30, 2024	South Carolina	L, 59-63	Knoxville
Feb. 28, 2024	#11 Auburn	W, 92-84	Knoxville
March 21, 2024	Saint Peter's	W, 83-49	Charlotte
March 29, 2024	#11 Creighton	W, 82-75	Detroit

* exhibition game

+ SEC Tournament



The 1911-12 Tennessee Volunteers

100-POINT GAMES

■ TENNESSEE

124-49	W	UNC Asheville	11/17/2009
121-86	W	vs. Long Beach State	3/16/2007
121-42	W	Mexico	1/24/1966
118-86	W	Tennessee Tech	11/25/1988
117-90	W	South Florida	12/10/1973
116-73	W	Florida	1/11/1979
115-66	W	Vermont	12/31/1974
114-75	W	Chattanooga	11/15/2008
114-106	W	at Furman	12/1/1956
113-119	L	LSU	2/10/1990
111-105*	W	Texas	12/23/2006
111-99	W	vs. UAB	12/20/1988
110-83	W	Georgia	2/9/2000
109-40	W	Middle Tennessee	11/20/2007
109-83	W	Mississippi State	2/24/1975
108-84	W	Texas A&M	12/2/2003
108-102	W	at LSU	1/15/1977
107-111**	L	at South Carolina	2/10/1993
107-85	W	Kentucky	1/21/1992
107-63	W	Wofford	1/21/1953
106-87	W	Arkansas	1/15/2019
106-83	W	ETSU	11/18/2005
106-122	L	at LSU	2/11/1989
106-82	W	Georgia	2/1/1977
105-66	W	vs. East Carolina	11/20/2009
105-89	W	Auburn	2/15/2006
105-76	W	Auburn	1/25/2000
105-63	W	Radford	1/13/1993
105-85	W	vs. American-Puerto Rico	11/29/1991
105-69	W	at Georgia	2/1/1975
105-81	W	Ole Miss	2/21/1976
105-92	W	at LSU	1/26/1976
104-84	W	Memphis	1/5/2011
104-82	W	Florida	2/5/2008
104-83	W	Mississippi State	2/8/1958
103-92	W	at Kentucky	2/3/2024

103-49	W	Tennessee Tech	12/18/2020
103-94	W	Appalachian State	11/15/2016
103-84	W	Auburn	2/14/1987
103-98	W	Kentucky	2/15/1975
103-67	W	Alabama	1/24/1970
103-79	W	LSU	1/11/1960
102-66	W	Saint Joseph's	12/21/2020
102-92	W	at Memphis	12/15/2018
102-76	W	ETSU	11/19/2000
102-90	W	South Florida	11/29/1999
102-58	W	at American-Puerto Rico	12/21/1999
102-93	W	Alabama	1/22/1977
102-82	W	Ole Miss	1/11/1975
102-100	W	Kentucky	2/21/1990
102-55	W	Ole Miss	1/8/1966
102-62	W	Tulane	3/8/1965
102-68	W	Davidson	12/3/1959
101-44	W	Arkansas-Monticello	11/14/2007
101-77	W	Tennessee Tech	12/28/2006
101-91	W	at Arkansas	2/16/1993
101-84	W	Kentucky	2/17/1979
100-104*	L	Florida	1/9/2002
100-64	W	Alabama	3/30/1999
100-96	W	LSU	1/11/1989
100-84	W	vs. Louisville	3/29/1985
100-76	W	Florida	2/6/1980
100-80	W	Niagara	12/15/1978
100-80	W	LSU	3/2/1974
100-71	W	Georgia	2/7/1966
100-70	W	Florida	2/2/1959
100-91	W	at Florida	2/3/1958

Record: 63-4

* Overtime | ** Double Overtime
Bold = both teams scored 100 points


■ OPPONENTS

122-106	L	at LSU	2/11/1989
121-87	L	at LSU	1/9/1978
119-87	L	at LSU	2/23/1991
119-113	L	LSU	2/10/1990
111-107**	L	at South Carolina	2/10/1993
111-94	L	at LSU	1/8/1990
109-82	L	at Cincinnati	12/7/1955
108-68	L	at Vanderbilt	1/8/1991
107-79	L	at Kentucky	1/15/2022
107-89	L	vs. Virginia	12/19/2000
107-86	L	at Georgia	1/5/1991
107-94	L	at Auburn	3/6/1978
107-71	L	vs. Evansville	12/30/1953
106-114	W	at Furman	12/1/1956
105-111*	W	Texas	12/23/2007
104-100*	L	Florida	1/9/2002
104-61	L	at Kentucky	3/5/1955
103-92	L	at North Carolina	11/29/2023
103-95	L	Kentucky	2/17/2001
103-79	L	at Illinois	1/17/1988
103-89	L	vs. UCLA	1/30/1977
102-96	L	vs. Arkansas	3/6/1998
102-108	L	at LSU	1/15/1977
101-87	L	vs. North Carolina	11/24/2006
101-40	L	at Kentucky	3/12/1993
101-90	L	at Florida State	1/15/1989
101-86	L	LSU	2/6/1978
101-77	L	at Kentucky	3/3/1956
101-61	L	at Duke	12/5/1953
100-102	W	Kentucky	2/21/1990

Record: 3-27

NOTE: Tennessee also lost an in-season exhibition game at Real Madrid, 113-103, on 12/26/1976 in Real Madrid, Spain


VOLWALLART.COM



VOL WALL ART

T UNIVERSITY OF TENNESSEE ATHLETICS OFFICIAL PHOTO STORE

HONORS



RETIRED NUMBERS / JERSEYS

TENNESSEE'S RETIRED NUMBERS

Name	No.	Honored on
Ray Mears (coach)	*	March 1, 2006
John Ward (broadcaster)	*	March 1, 2006
Bernard King	53	Feb. 13, 2007
Ernie Grunfeld	22	March 2, 2008
Allan Houston	20	March 6, 2011

* Honored with a personalized banner bearing the Tennessee "Power T" logo

TENNESSEE'S RETIRED JERSEYS

Name	No.	Honored on
Dale Ellis	14	March 1, 2014
Chris Lofton	5	Jan. 14, 2022

The following are the criteria by which former student-athletes will be eligible for the honor of jersey retirement at the University of Tennessee:

- The student-athlete must have demonstrated outstanding character, integrity, and commitment to UT during his/her athletic career.
- Any student-athlete under consideration must have graduated or have left UT in good academic standing, which would have made them eligible to return and compete.
- Former student-athletes are eligible for this honor five years after exhausting their eligibility. If they left school early without exhausting their eligibility, they are eligible eight years after leaving UT.
- Extenuating circumstances may be considered by the committee, and modifications of the policy may be considered under such circumstances by mutual agreement of the Faculty Athletics Representative and the Vice Chancellor/Director of Athletics.

A student-athlete will be eligible for consideration if they achieve three of the five criteria listed below:

- SEC Player of the Year
- National Award (Player of the Year, Wooden Award, or similar honor)
- First-Team All-American
- Career record holder in a significant category (as determined by the committee) at the UT, SEC, or national level upon completion of career
- National championship during tenure

There is a nominating committee that will determine when an individual will be honored with a retired jersey and any member of the committee can bring a nomination. The composition of that committee includes the Faculty Athletics Representative, Vice Chancellor/Director of Athletics, the sport administrator of the selected sport, the media relations contact for selected sport or the associate athletics director/communications (or designee) and the senior woman administrator.



■ FIRST TEAM

- 1940** Bernie Mehen (*Converse*)
1941 Gilbert Huffman (*Converse*)
1945 Paul "Lefty" Walther (*Don Dunphy*)
1955 Ed Wiener (*Converse*)
1965 A.W. Davis (*Helms Athletic Foundation, USBWA*)
1966 Austin "Red" Robbins (*Helms Athletic Foundation*)
1967 Ron Widby (*Helms Athletic Foundation*)
1968 Tom Boerwinkle (*Helms Athletic Foundation*)
1969 Bill Justus (*Helms Athletic Foundation*)
1971 Jimmy England (*Helms Athletic Foundation*)
1975 Bernard King (*Helms Athletic Foundation*)
1976 Bernard King (*USBWA, Helms Athletic Foundation*)
1976 Ernie Grunfeld (*Helms Athletic Foundation*)
1977 Bernard King (*NCAA Consensus, AP, UPI, Converse, Helms Athletic Foundation, Basketball Weekly*)
1977 Ernie Grunfeld (*John R. Wooden Award, Helms Athletic Foundation*)
1979 Reggie Johnson (*Helms Athletic Foundation*)
1980 Reggie Johnson (*Helms Athletic Foundation*)
1982 Dale Ellis (*USBWA, Converse, Helms Athletic Foundation*)
1983 Dale Ellis (*NCAA Consensus, AP, NABC, The Sporting News, Converse, Basketball Times, John R. Wooden Award, Helms Athletic Foundation, Basketball Weekly*)
2008 Chris Lofton (*John R. Wooden Award*)
2019 Grant Williams (*NCAA Consensus, AP, NABC, USBWA, The Sporting News, John R. Wooden Award, Sports Illustrated*)
2024 Dalton Knecht (*NCAA Consensus, AP, NABC, USBWA, The Sporting News, John R. Wooden Award*)

■ SECOND TEAM

- 1936** Harry Anderson (*Converse*)
1942 Richard Mehen (*Pic Magazine*)
1949 Paul "Lefty" Walther (*The Sporting News*)
1959 Gene Tormohlen (*Converse*)
1964 Danny Schultz (*Converse*)
1965 A.W. Davis (*Converse*)
1967 Ron Widby (*AP, Converse*)
1975 Bernard King (*UPI, Converse, Basketball Weekly*)
1976 Bernard King (*NCAA Consensus, UPI, Converse*)
1976 Ernie Grunfeld (*Converse*)
1977 Bernard King (*NABC, USBWA, The Sporting News*)
1977 Ernie Grunfeld (*NCAA Consensus, AP, NABC, USBWA, UPI, The Sporting News, Converse*)
1980 Reggie Johnson (*Converse*)
1981 Howard Wood (*Converse*)
1982 Dale Ellis (*NCAA Consensus, AP, Basketball Times, Basketball Weekly*)
1983 Dale Ellis (*UPI, USBWA*)
1992 Allan Houston (*The Sporting News*)
1993 Allan Houston (*The Sporting News*)
2006 Chris Lofton (*The Sporting News*)
2007 Chris Lofton (*NCAA Consensus, AP, The Sporting News, Basketball Times*)
2008 Chris Lofton (*NCAA Consensus, USBWA, NABC*)

■ THIRD TEAM


- 1946** Garland "Mule" O'Shields (*Helms Athletic Foundation*)
1965 A.W. Davis (*AP, UPI*)
1967 Ron Widby (*UPI*)
1971 Jimmy England (*Basketball News*)
1975 Bernard King (*NABC*)
1976 Bernard King (*AP, NABC*)
1976 Ernie Grunfeld (*NABC, UPI*)
1982 Dale Ellis (*NABC*)
1987 Tony White (*AP, UPI*)
1992 Allan Houston (*NABC*)
1993 Allan Houston (*AP, NABC*)
2003 Ron Slay (*AP*)
2006 Chris Lofton (*NABC*)
2007 Chris Lofton (*NABC*)
2008 Chris Lofton (*AP*)

■ FRESHMAN ALL-AMERICAN

- 2011** Tobias Harris (*USBWA*)

■ PLAYBOY ALL-AMERICAN (ONE TEAM)

- 1983** Dale Ellis
1987 Tony White
1992 Allan Houston
1993 Allan Houston
2001 Tony Harris
2008 Chris Lofton

**HARRY ANDERSON**

Center • 6-3 • 200
Memphis, Tenn.

1936 Converse Second Team

Tennessee's first All-American selection, earning second team honors by Converse ... 1936 first-team All-Southeastern Conference selection ... Named to the 1936 SEC All-Tournament team ... Led the Vols to their first Southeastern Conference championship in any sport with a 1936 SEC Tournament title ... Also led the Vols to the championship game of the 1935 SEC Tournament ... Averaged 14 points per game ... Team captain for three seasons ... One of five players named to the *Knoxville Journal's* Early Era (1933-63) team at the University of Tennessee ... Attended UT on a track scholarship ... Was the high point person at the 1936 SEC track meet ... SEC champion in the 100-yard dash and the broad jump in 1936 while also posting top-four finishes in the high jump and the 22-yard dash ... Inducted to the Tennessee Sports Hall of Fame in 1999 ... Passed away June 21, 1996.

**BERNIE MEHEN**

Forward • 6-3
Wheeling, W.Va.

1940 Converse First Team

Nicknamed "Houdini" for his proficiency as a ball-handler, earned All-American honors in 1940 ... Led the Vols to the 1941 Southeastern Conference championship with a 36-33 win over Kentucky in the finals of the SEC Tournament ... One of five players named to the *Knoxville Journal's* Early Era (1933-63) team at the University of Tennessee ... Earned first-team All-SEC honors in 1940 ... 1942 team captain ... Younger brother, Dick, was a two-time All-SEC selection at Tennessee (1942 and 1943) and was a 1942 All-America selection ... An all-state selection at Wheeling High School, he led his teams to state championships in 1936 and 1938 ... Passed away May 11, 2007, in Sylvania, Ohio.

**GILBERT HUFFMAN**

Guard • 6-1
New Castle, Ind.

1941 Converse First Team

As a senior, he led the Vols to the 1941 SEC championship with a 36-33 win over top-seeded Kentucky in the finals of the conference tourney at Louisville, Ky., on his way to earning All-American recognition ... First-team All-Southeastern Conference pick in 1939 and 1941 ... 1940 team captain ... Led the Vols to a 45-16 record in his three seasons at UT ... A member of the South East Conference All-Stars in 1940 and 1941 ... Coached the UT freshman squad in 1942 before joining the Navy in 1943 ... Participated in an amphibious attack on Omaha Beach in Normandy, France, on D-Day, June 6, 1944 ... Two brothers also earned All-American honors at Indiana ... Vern Huffman was a 1936 All-American and Marv was tabbed in 1940 ... Passed away March 20, 2002, in Destin, Fla.



RICHARD MEHEN

Forward • 6-5 • 195

Wheeling, W.Va.

1942 Pic Magazine Second Team

Named to *Pic Magazine's* second-team All-American squad in 1942 ... Two-time (1942 & 1943) first-team All-SEC selection ... Helped lead the Vols to a 14-4 overall record and an SEC championship in 1943 ... Named SEC sophomore of the year in 1942 ...

Led the SEC in scoring during the regular season and in the SEC Tournament in 1943 ... Career was interrupted by service in the Air Force in World War II ... Played professionally for five seasons following his UT career ... While playing for Waterloo in 1950, averaged 14.4 points in 1950 while ranking second in the NBA with a 42 percent field-goal percentage ... Older brother, Bernie, was an All-America and All-SEC selection at Tennessee in 1940 ... Passed away Dec. 14, 1986, in North Olmsted, Ohio.



GARLAND "MULE" O'SHIELDS

Guard • 6-1 • 195

Spartanburg, S.C.

1946 Helms Third Team

Listed as a third-team All-American in 1946 by the Helms Athletic Foundation ... Also earned first-team All-SEC honors in 1945 ... Two-time team captain, earning the honor in 1945 and 1946 ... Attended Spartanburg Junior College before enrolling at UT ... Played two pro seasons for Chicago and Syracuse ... Passed away Jan. 17, 2001.



PAUL "LEFTY" WALTHER

Forward • 6-2 • 155


Covington, Ky.

1945 Don Dunphy First Team

1949 Sporting News Second Team

1945 first-team All-American by Don Dunphy and also earned second-team All-America honors in 1949 by *The Sporting News* ... A showman on the court who was a three-time first-team All-SEC selection (1945, 1948, 1949) ...

Helped lead the Vols to the 1945 SEC championship with an 18-5 overall record and an 8-2 mark in league play ... Captained the 1949 team that went 19-7 and finished third in the SEC ... The left-handed sharpshooter was named to the 1945 All-Madison Square Garden Team after displaying skills against Rhode Island in the National Invitation Tournament ... Nicknamed "Lefty," he led the Vols in scoring as a junior and senior with 334 and 462 points, respectively ... Played six seasons in the NBA with Minneapolis, Indianapolis, Philadelphia and Fort Wayne ... Named an SEC Legend in 2009 ... Passed away Dec. 21, 2014, in Atlanta.



ED WIENER


Forward • 6-3 • 185

Brooklyn, N.Y.

1955 Converse First Team

A Converse first-team All-America designee in 1955 after collecting honorable mention status from the outlet in 1954 ... Earned first-team All-Southeastern Conference honors as a senior in 1955 after earning second-team honors in 1954 ... Led UT in scoring

and rebounding as a sophomore in 1953 ... Became the third player in school history to reach the 1,000 career scoring mark, finishing with 1,212 career points ... Helped lead the U.S. team to gold at the 1953 Maccabiah Games in Tel Aviv, Israel ... Did not play high school basketball ... Played in the 1955 East-West All-Star Game in Kansas City ... Played on the college All-Star team that toured with the Harlem Globetrotters in 1955 ... Selected in the fourth round of the 1955 NBA Draft by Philadelphia ... Served in the U.S. Army and was stationed at Fort Devens in Massachusetts ... Named an SEC Legend in 2014 ... Dr. Wiener maintained his own dental practice in Memphis for 55 years ... Passed away July 12, 2020, in Memphis.



GENE TORMOHLEN


Center • 6-8 • 215

Holland, Ind.

1959 Converse Second Team

1959 Converse second-team All-American ... Two-time consensus first-team All-SEC selection (1958 and 1959) ... Holds virtually all Tennessee rebounding records, including season average (17.7 rpg in 1959), career total (1113) and career average (16.9 rpg) ...

Gained the nickname "Bumper" for his rebounding proficiency ... Considered as UT's first accomplished big man ... Led UT in scoring two seasons and finished his career with 1,020 points ... Drafted in the second round of the 1959 NBA Draft by Syracuse ... After playing nine seasons professionally, he spent 12 years as an assistant coach in the NBA ... Also a member of the Indiana Basketball Hall of Fame ... Passed away Dec. 27, 2018, in Spring Hill, Tenn.



DANNY SCHULTZ

Guard • 6-0 • 165

Middlesboro, Ky.

1964 Converse Second Team

1964 Converse second-team All-American ... The first All-American selection under Ray Mears ... The point guard was a two-time (1963 and 1964) first-team All-Southeastern Conference selection ... Led the Southeastern Conference in free-throw percentage in

1963 (87.3 percent) and 1964 (89.4 percent) ... Holds the Tennessee record for consecutive free throws made with 39 ... Named the team's most valuable player in 1964 ... Led UT in scoring as a junior and senior after transferring from Hiwassee College ... Averaged 15.9 points as a junior and 18.3 as a senior ... Drafted in the eighth round of the 1964 NBA Draft by Baltimore ... Passed away June 4, 2022, in Harriman, Tenn.



A.W. DAVIS
Guard • 6-7 • 185
Rutledge, Tenn.

1965 Helms and USBWA First Team
1965 Converse Second Team
1965 AP and UPI Third Team

1965 Helms Athletic Foundation and Basketball Writers Association of America first-team All-American ... Two-time (1964 and 1965) first-team All-Southeastern Conference selection

... Captained the 1964-65 Vols that went 20-5 and finished second in the SEC ... Earned the nicknames "The Rutledge Rifle" and "The Man with the Golden Arm" ... With his height, long arms and feathery touch, his shot was almost impossible to defend ... Averaged 19.6 points as a senior in 1965 ... Team MVP in 1965 ... Finished his career with 1,225 career points, which ranked third on UT's scoring lists at the time ... Drafted by Los Angeles in the fifth round of the 1965 NBA Draft ... After his playing days, he spent six seasons as an assistant coach on Ray Mears' staff ... Helped direct the Vols to the 1972 SEC title ... Passed away Sept. 23, 2014, in Knoxville, Tenn.




AUSTIN "RED" ROBBINS
Center • 6-9 • 200
Groveland, Fla.

1966 Helms First Team

1966 Helms Athletic Foundation first-team All-American ... Earned first-team All-Southeastern Conference honors from the league's coaches in 1966 ... Averaged 17.1 points and 12.6 rebounds as a senior in 1966 ... Once grabbed 23 rebounds in a game against Ole Miss ...

Saw his junior season interrupted by an ankle injury ... Played just two seasons at Tennessee after transferring from Chipola Junior College where he was a JuCo All-American ... Tabbled in the sixth round of the 1966 NBA Draft by Philadelphia ... Played eight seasons in the ABA for four different teams and was a four-time ABA All-Star, two-time second-team All-ABA pick and a 1971 ABA champion ... Also played professionally for two seasons in Italy, balking his pro career ... Passed away Nov. 18, 2009, in Metairie, La.




RON WIDBY
Forward • 6-4 • 209
Knoxville, Tenn.

1967 Helms First Team
1967 AP and Converse Second Team
1967 UPI Third Team

1967 Helms Athletic Foundation first-team All-American ... Earned honorable mention All-American honors following his sophomore season ... Also earned first-team All-

American honors from *The Sporting News* in 1966 as a punter for the Vols' football team ... Two-time (1966 and 1967) first-team All-Southeastern Conference selection ... Named the 1967 SEC Player of the Year by the UPI and Associated Press ... Averaged 22.1 points and 8.7 rebounds per game in leading the Vols to a 21-7 overall record and the 1966-67 SEC championship ... Averaged 18.1 points per game during his career ... Finished his career second on UT's scoring list with 1,432 career points ... His 50 points against LSU on March 4, 1967, stood as the school record for more than 20 years ... Named the SEC Sophomore of the Year in 1965 ... A four-sport letterman who was also a standout baseball player and a scratch golfer ... Drafted in the 12th round of the 1967 NBA Draft by Chicago ... Played one season with the New Orleans Buccaneers of the ABA ... Also a fourth-round draft pick of the NFL's New Orleans franchise ... Played six seasons of professional football with the Dallas Cowboys and Green Bay Packers ... A 1971 Pro Bowl selection, he awr the Cowboys record with an 84-yard punt against the Saints in 1969 ... Passed away Dec. 22, 2020, in Texas.

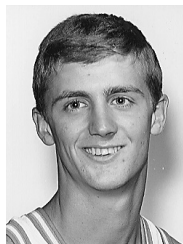


TOM BOERWINKLE
Center • 7-0 • 260
Independence, Ohio

1968 Helms First Team

1968 Helms Athletic Foundation first-team All-American ... Two-time (1967 and 1968) first-team All-Southeastern Conference pick ... Led the Vols to the 1967 SEC championship with a 21-7 overall record and a 15-3 league mark ... 1968 team MVP ... Led Tennessee in

rebounding in 1967 (10.2 rpg) and 1968 (11.3 rpg) ... The first 7-foot player in Tennessee history ... Nicknamed "The Bull" ... Voted the best rebounder in the SEC by the league's players ... Averaged a double-double during his junior and senior seasons ... Fourth overall pick in the 1968 NBA Draft ... Played 10 seasons for Chicago ... His 37 rebounds against Phoenix on Jan. 8, 1970, has stood as a Chicago Bulls record for more than 40 seasons ... Ranks second all-time in Chicago Bulls history with 5,745 career rebounds ... Named an SEC Legend in 2003 ... Passed away March 26, 2013, in Chicago.




BILL JUSTUS
Guard • 6-1 • 175
Knoxville, Tenn.

1969 Helms First Team

1969 Helms Athletic Foundation first-team All-American ... Two-time (1968 and 1969) first-team All-Southeastern Conference selection after earning honorable mention honors as a sophomore in 1967 ... Earned Academic All-SEC and All-American honors in

1968 ... Helped lead the Vols to a 21-7 overall record and the 1966-67 SEC championship ... Named the team MVP in 1969 ... An aggressive player who would dive for loose balls and battle the big men for rebounds ... Led the NCAA while setting a school record with his 90.5-percent (133-of-147) free-throw shooting in 1969 ... Connected on 18 consecutive free throws against Ohio in 1969 to set a school record ... Knocked down the winning free throws in the triple-overtime win at Mississippi State for the 1967 SEC championship ... Finished his career with 1,236 points after averaging 15.1 points per game during his career ... Drafted in the 10th round of the 1969 NBA Draft by Philadelphia ... Named an SEC Legend in 2006 ... Passed away Oct. 17, 2023, in Belle Meade, Tenn.




JIMMY ENGLAND
Guard • 6-1 • 170
Knoxville, Tenn.

1971 Helms First Team

1971 Basketball News Third Team

1971 Helms Athletic Foundation first-team All-American ... Two-time (1970 and 1971) first-team All-Southeastern Conference selection ... Led the SEC in free-throw percentage (89.7 percent in 1969-70) and assists (5.4 apg in 1970-

71) ... Led the Vols in scoring, free throws and assists as a junior and senior ... Earned the nickname "Mr. Clutch" during his career at Tennessee ... Captained the 1970-71 team that went 21-7 and finished second in the SEC despite being undersized ... A member of the SEC All-Sophomore team in 1968-69 ... Finished his career third on Tennessee's career scoring list with 1,407 points ... Averaged 20.6 points as a senior in 1971 ... Served as a student assistant coach on the Vols' 1971-72 SEC championship team, which recorded a 19-6 overall record and a 14-4 mark in league play ... Drafted in the sixth round of the 1971 NBA Draft by the Chicago Bulls ... Named an SEC Legend in 2011 ... Inducted into the Tennessee Sports Hall of Fame in 2015 ... Passed away June 16, 2016, in Cumming, Ga.




BERNARD KING

Forward • 6-7 • 205
Brooklyn, N.Y.

1975 Helms First Team
1975 UPI, Converse and Basketball Weekly Second Team
1975 NABC Third Team
1976 NCAA CONSENSUS SECOND TEAM
1976 USBWA and Helms First Team
1976 UPI and Converse Second Team
1976 AP and NABC Third Team
1977 NCAA CONSENSUS FIRST TEAM
1977 AP, UPI, Converse, Helms and Basketball Weekly First Team
1977 NABC, USBWA and Sporting News Second Team

Tennessee's only men's basketball representative in the Naismith Memorial Basketball Hall of Fame (inducted 2013) ... Considered one the of best players in Southeastern Conference history ... Earned first-team All-American in each of his three seasons at Tennessee, including consensus All-America honors following his junior campaign in 1977 ... One of five players selected to the 25-Year All-SEC Team by the Lakeland Ledger in 1986 ... Teamed with frontline mate Ernie Grunfeld to comprise one of the most powerful one-two scoring punches in college basketball ... Became known as the "Ernie and Bernie Show" ... Along with Grunfeld, graced the cover of *Sports Illustrated* on Feb. 9, 1976 ... Drew standing-room only crowds nearly everywhere they played ... Entered the NBA draft prior to his senior season ... Finished his career ranking second all-time at UT with 1,962 points and 1,004 rebounds ... Coached by Ray Mears ... Three-time SEC Player of the Year ... Led the Southeastern Conference with 25.8 points and 14.4 rebounds per game as a junior ... Led the Vols to the 1977 Southeastern Conference championship with a 22-6 overall record and a 16-2 mark in the SEC ... His 25.8 points per game as a junior is second on UT's records list ... Led the Vols to an appearance in the 1976 NCAA Tournament ... Scored 42 points in his first collegiate game ... Set the Tennessee record for highest single-season scoring average at 26.4 ppg (which led the SEC that year) as a freshman in 1974-75 ... Scored 28 points and had 20 rebounds in his SEC debut against Auburn ... Drafted in the first round (seventh overall selection) by the New Jersey Nets in the 1977 NBA Draft ... Played 14 seasons (he missed two full seasons due to injuries) in the NBA with New Jersey, Utah, Golden State, New York Knicks and Washington ... Led the NBA in scoring during the 1985 season when he averaged 32.9 points for the New York Knicks ... Two-time first-team All-NBA selection (1984 and 1985) ... Second-team All-NBA (1982) ... Third-team All-NBA (1991) ... All-Rookie Team (1978) ... Comeback Player of the Year (1981) ... Four-time NBA All Star (1982, 1984, 1985, 1991) ... Finished his career after the 1993 season ... Career scoring average of 22.5 points per game (19,655 points in 874 games) ... Was the first Tennessee basketball player to have his number retired, as his No. 53 was hung from the Thompson-Boling Arena rafters during a halftime ceremony Feb. 13, 2007 ... Named an SEC Legend in 2008 ... Was among seven New York Knicks greats honored during a Legends Night ceremony at Madison Square Garden on March 23, 2009.




ERNIE GRUNFELD

Forward • 6-6 • 215
Forest Hills, N.Y.

1976 Helms First Team
1976 Converse Second Team
1976 NABC and UPI Third Team
1977 NCAA CONSENSUS SECOND TEAM
1977 Wooden and Helms First Team
1977 AP, NABC, UPI, USBWA, Sporting News and Converse Second Team

One of the most decorated basketball players in the nation during the 1970s, he was a two-time first-team All-American selection ... Joined Bernard King to form the duo "Ernie and Bernie" that dominated the Southeastern Conference during the 1970s ... Along with King, graced the cover of *Sports Illustrated* on Feb. 9, 1976 ... Earned SEC Player of the Year honors as a senior in 1977 ... Four-time (1974, 1975, 1976, 1977) first-team All-Southeastern Conference selection ... A second-team selection on the 25-Year All-SEC Team by the Lakeland Ledger in 1986 ... Led the SEC in scoring with 25.3 points per game in 1976 ... Finished his career as Tennessee's all-time scorer and ranked second in SEC history with 2,249 career points ... The first player in Tennessee history to score more than 2,000 career points ... Career scoring average of 22.3 points per game is second only to King in UT's record books ... Led Tennessee to a 22-6 overall record and the 1976-77 Southeastern Conference championship ... The Vols were 78-29 (.729) during his four years in Knoxville ... Played for the legendary coach Ray Mears at UT ... Scored career-high of 43 points against Kentucky during the 1975-76 season ... Became Tennessee's first Olympian when he helped lead the United States to the gold medal at the 1976 Olympics in Montreal, Canada ... The Romanian-born Grunfeld also represented the United States in the Maccabiah Games in Israel, the PanAm Games in Mexico City and the International Cup in Europe ... Became the 11th overall pick in the 1977 NBA Draft by the Milwaukee Bucks ... Enjoyed a nine-year professional career, playing for the Bucks, Kansas City Kings and New York Knicks ... Averaged 7.4 points per game during his 693-game career ... Named an SEC Legend in 2001 ... Had his No. 22 retired by Tennessee during a halftime ceremony March 2, 2008 ... Climbed through the NBA front office ranks to become the general manager of the New York Knicks and Milwaukee Bucks before taking over as the president of basketball operations for the Washington Wizards in 2003 ... Served as the Wizards president (with GM duties) for 16 years until April 2, 2019.



REGGIE JOHNSON

Center • 6-9 • 210
Ellenwood, Ga.

1979 Helms First Team
1980 Helms First Team
1980 Converse Second Team

Two-time first-team All-American selection ... Three-time (1978, 1979, 1980) first-team All-Southeastern Conference pick ... Led the SEC in field-goal percentage in 1977 by making 64.5 percent of his shots ... Finished his career ranking second all-time on Tennessee's scoring lists with 2,103 career points ... Helped lead the Vols to a 22-6 overall record and the 1977 Southeastern Conference championship ... Named team MVP three times (1978, 1979, 1980) ... The 15th overall pick in the 1980 NBA Draft by the San Antonio Spurs ... Played seven seasons in the NBA with San Antonio, Cleveland, Kansas City, Philadelphia and New Jersey ... Named an SEC Legend in 1999.




HOWARD WOOD
Center • 6-7 • 235
East Hampton, N.Y.

1981 Converse Second Team

Named second-team All-American in 1981 by Converse ... Earned first-team All-SEC honors as a senior in 1981 ... An All-District selection in 1981 by the NABC and USBWA ... Second-round NBA Draft pick by Utah ... Finished his career at Tennessee with 1,201 career

points and 595 rebounds ... Named the MVP of the 1980 Sugar Bowl Classic and the 1979 Volunteer Classic ... Named an SEC Legend in 2018.



DALE ELLIS
Forward • 6-7 • 205
Marietta, Ga.

1982 NCAA CONSENSUS SECOND TEAM
1982 USBWA, Converse and Helms First Team

1982 AP, Basketball Times and Basketball Weekly Second Team

1983 NCAA CONSENSUS FIRST TEAM

1983 AP, NABC, Sporting News, Converse, Basketball Times, Wooden, Helms and Basketball Weekly First Team

1983 UPI and USBWA Second Team

Two-time first-team All-American ... Earned consensus first-team All-American honors in 1983 ... 1983 *Playboy* Preseason All-American selection ... Three-time (1981, 1982, 1983) first-team All-Southeastern Conference selection ... Two-time (1982 and 1983) Southeastern Conference Player of the Year ... In a poll of the SEC's coaches in 1989 by the *Clarion Ledger/Jackson Daily News*, was named to the SEC Team of the 1980s ... An honorable mention pick on the 25-Year All-SEC Team chosen by the *Lakeland Ledger* in 1986 ... Selected to the SEC All-Freshman team in 1980 ... *Sports Illustrated* National Player of the Week for the week of Jan. 30, 1982 ... Led the SEC in field-goal percentage in 1982 by making 65.4 percent of his shots ... Set Tennessee record (has since been broken) for single-season scoring with 724 points in 1982-83 ... Led Tennessee to a 20-10 overall record and the 1981-82 Southeastern Conference championship ... Finished his career ranking third on Tennessee's career scoring lists with 2,065 career points ... Finished his collegiate career holding Tennessee field-goal percentage records for both single-season (65.4 percent in 1981-82) and career (59.5 percent) ... The ninth overall selection in the 1983 NBA Draft by the Dallas Mavericks ... Played 19 seasons in the NBA for nine different teams ... Arguably the best 3-point shooter in NBA history, he led the league with a .464 3-point shooting percentage in 1997-98 ... Earned third-team All-NBA honors in 1988-89, when he averaged a career-best 27.5 points and 4.2 rebounds per game ... Won the NBA Long Distance Shootout during the 1989 All-Star Weekend in Houston ... Scored 27 points on 12-of-16 shooting in the 1989 NBA All-Star Game ... Earned the NBA Most Improved Player Award in 1986-87 when he averaged 24.9 points per game for Seattle ... Named an SEC Legend in 2004 ... His No. 14 jersey was retired by Tennessee during a pregame ceremony March 1, 2014 ... Inducted into the Atlanta Sports Hall of Fame Feb. 6, 2015.




TONY WHITE
Guard • 6-2 • 170
Charlotte, N.C.

1987 AP and UPI Third Team

Third-team All-American selection in 1987 by the Associated Press and UPI ... Two-time first-team All-SEC selection (1986 & 1987) ... Named SEC Player of the Year in 1987 by the UPI ... Joined Bernard King as the only two Vols to win two SEC scoring titles,

leading the league in 1986 and 1987 ... Finished his career ranking second on UT's career scoring lists with 2,219 career points ... It was the fifth-highest scoring total in SEC history at the time ... Set the UT single-game scoring record with 51 points against Auburn ... Earned SEC All-Tournament honors in 1984 and 1987 ... Selected in the second round (33rd overall selection) of the 1987 NBA Draft by the Chicago Bulls ... Named an SEC Legend in 2002.



ALLAN HOUSTON
Guard • 6-6 • 200
Louisville, Ky.

1992 Sporting News Second Team

1992 NABC Third Team

1993 Sporting News Second Team

1993 AP and NABC Third Team

Two-time second-team All-American selection ... Finished his career as Tennessee's all-time leading scorer with 2,801 career points ... Ranked 13th

in NCAA history in scoring at the conclusion of his career ... His 346 career 3-pointers led the SEC and ranked sixth all-time in the NCAA at the conclusion of his career ... Led the SEC in scoring with 22.3 points in 1993 ... Became only the fourth SEC player in SEC history to score 2,000 points in three seasons ... Joined Ernie Grunfeld as UT's only players to be four-time first-team All-SEC selections ... Named MVP of the 1991 SEC Tournament ... Selected to the ESPN Silver Anniversary All-SEC Team in 2004 ... A member of the United States' gold-medal-winning team at the 2000 Olympics in Sydney, Australia ... First-round draft pick (11th selection overall) of the Detroit Pistons in 1993 ... As a member of the New York Knicks in 2000 and 2001, he was named to the NBA All-Star team ... Named an SEC Legend in 2007 ... Had his No. 20 retired by Tennessee during a halftime ceremony March 6, 2011 ... Currently serves as a vice president of the New York Knicks as well as general manager of the Knicks' G-League affiliate team, the Westchester Knicks.



RON SLAY
Forward • 6-8 • 240
Nashville, Tenn.

2003 AP Third Team

One of the most entertaining players in the history of the Southeastern Conference ... Earned third-team All-American honors in 2003 by the Associated Press ... Named the 2003 SEC Player of the Year after leading the league with 21.2 points per game

... Named a finalist for the 2003 Wooden Award ... Considered by many to be the best sixth-man in the nation his first two years at Tennessee ... Earned third-team All-SEC honors as a sophomore ... Finished his career ranking 13th all-time at UT with 1,569 career points ... The 2015-16 season (France) was his 13th and final year playing professional basketball overseas ... Named an SEC Legend in 2017.

OUTLOOK

PLAYERS

STAFF

REVIEW

RESULTS

RECORDS

HONORS

POSTSEASON

VOLMANAC

MEDIA INFO





CHRIS LOFTON

Guard • 6-2 • 200
Maysville, Ky.

2006 Sporting News Second Team
2006 NABC Third Team
2007 NCAA CONSENSUS SECOND TEAM
2007 AP, Sporting News and
Basketball Times Second Team
2007 NABC Third Team
2008 NCAA CONSENSUS SECOND TEAM
2008 Wooden First Team
2008 USBWA and NABC Second Team
2008 NABC Third Team

One of the most prolific 3-point shooters in NCAA history ... A three-time second-team All-American selection, earning consensus honors in 2007 ... 2008 John R. Wooden Award All-American ... Three-time first team All-SEC selection ... 2007 Associated Press SEC Player of the Year ... Recipient of the NABC Career Achievement Award ... Seven SEC Player of the Week honors are the most in league history ... Holds the SEC record and ranked third in NCAA history with 431 career 3-pointers ... Broke virtually all of Tennessee's 3-point records, setting single-game records for 3-pointers made (9) and attempted (20) and single-season records for 3-pointers made (118) and attempted (307) ... Career 3-point percentage (.422) ranks second in school history ... Owned the top three single-season 3-point efforts in school history ... Led the SEC with 20.8 points per game as a junior in 2007 ... Finished his career ranked fourth in school history with 2,131 points ... Selected by the Iowa Energy with the sixth overall pick in the 2010 NBA D-League Draft ... Inducted into the Kentucky High School Basketball Hall of Fame July 12, 2014 ... Played professional basketball in several of the top leagues overseas for more than 10 years ... Had his No. 5 jersey retired by Tennessee during a halftime ceremony Jan. 14, 2022.



TOBIAS HARRIS

Forward • 6-8 • 226
Dix Hills, N.Y.

2011 USBWA Freshman Team

Named to the United States Basketball Writers Association (USBWA) Freshman All-American Team in 2011 ... Is the only "Freshman All-American" honoree in UT history (Bernard King earned regular All-American acclaim as a freshman in 1975) ... Also received second-team All-SEC honors while ranking fifth nationally among all "major" conference freshmen in scoring (15.3 ppg) and sixth nationally in rebounding (7.3 rpg) ... Tennessee's second-leading scorer during the 2010-11 season, he averaged close to a double-double in SEC play (14.7 ppg, 7.9 rpg), and his eight double-doubles tied for third-most among all SEC players ... Named to the SEC All-Freshman Team, the NIT Season Tip-Off All-Tournament Team and the SI.com "Freshmen Who Fit" Team ... Was a three-time SEC Freshman of the Week selection ... Selected by the Charlotte Bobcats with the 19th overall pick in the 2011 NBA Draft and had his rights immediately dealt to the Milwaukee Bucks as part of a three-team trade ... Traded to the Orlando Magic on Feb. 21, 2013 ... Named to USA Basketball's 2014 Men's Select Team ... Traded to the Detroit Pistons on Feb. 16, 2016 ... Traded to the Los Angeles Clippers on Jan. 29, 2018 ... Traded to the Philadelphia 76ers on Feb. 6, 2019 ... Returned to the Detroit Pistons, via free agency, on July 8, 2024.



GRANT WILLIAMS

Forward • 6-7 • 236
Charlotte, N.C.

2019 NCAA CONSENSUS FIRST TEAM 2019 AP, NABC, USBWA, Sporting News, Wooden and Sports Illustrated First Team

In just three seasons, Williams established himself as one of Tennessee's all-time greats, statistically ... As a junior in 2018-19, he earned unanimous consensus first-team All-America acclaim—becoming just the third Vol to do so, joining Bernard King and Dale Ellis ... Williams also became the first player since 1995 to earn consecutive SEC Player of the Year awards, garnering that distinction from both the AP and the league's head coaches ... Also in 2019, he was a finalist for the Naismith Trophy, the Wooden Award, the Oscar Robertson Trophy and the Karl Malone Award ... Also was named to the 2019 SEC All-Tournament Team and the 2019 SEC Community Service Team ... Led the Volunteers to a 31-5 record (program record for wins), and four weeks atop both major national top-25 polls ... Led Tennessee in scoring (18.8 ppg) and rebounding (7.5 rpg) and recorded seven double-doubles ... Led the SEC in scoring while ranking second in field-goal percentage (.565) and seventh in rebounding ... Scored a career-high 43 points in Tennessee's overtime win at Vanderbilt (1/23/19), during which he set an SEC record by going 23-for-23 at the free-throw line ... Selected by the Boston Celtics with the 22nd overall pick in the 2019 NBA Draft ... Helped the Celtics reach the 2022 NBA Finals ... Resigned with the Celtics on July 11, 2023, and traded to the Dallas Mavericks the next day in a sign-and-trade deal ... Traded to his hometown Charlotte Hornets on Feb. 8, 2024.



DALTON KNECHT

Guard • 6-6 • 213
Thornton, Colo.

2024 NCAA CONSENSUS FIRST TEAM 2024 AP, NABC, USBWA, Sporting News and Wooden First Team

Joined the Volunteers as a fifth-year graduate transfer and turned in one of the finest campaigns in SEC history ... Fourth consensus first-team All-American in UT history ... In the NCAA Tournament era (since 1938-39), became the eighth former junior college player to earn consensus first-team distinction and the first since Larry Johnson (1990-91) ... Eighth transfer in the NCAA Tournament era to garner consensus first-team plaudits in his first year with a new team ... Third mid-major transfer to collect consensus first-team recognition, alongside Artis Gilmore (1970-71) and Tristen Newton (2023-24), and only one do so in his first year ... Tabbed the Julius Erving Award and Riley Wallace Award ... Won SEC Player of the Year, becoming the first mid-major transfer ever to do so ... Runner-up for AP National Player of the Year ... Finalist for the Naismith Trophy and Wooden Award ... TSWA Player of the Year, Tennessee Sports HOF Co-Male Amateur Athlete of the Year and UT Male Student-Athlete of the Year ... Member of the NCAA Midwest All-Region Team after leading the Vols to their second Elite Eight berth ... Set the program's NCAA Tournament single-game scoring record with 37 points against top-seeded Purdue in the regional final ... Scored 35-plus points six times to lead all DI players and set a UT single-season record ... Became the first SEC player with back-to-back 35-point games since Shaquille O'Neal (Feb. 1991) ... Tallied a career-high 40 points against Kentucky on March 9, 2024 ... Averaged 21.7 points per game to win the SEC scoring title and place eighth nationally ... Totaled 780 points, second-most ever by a Vol ... Averaged 25.5 points per game in SEC play, the top league-only scoring average in the country ... Helped UT win an outright SEC regular season title ... Fourth-highest career scoring average in program history ... Selected 17th overall by the Los Angeles Lakers in 2024 NBA Draft.

■ FIRST TEAM ALL-SEC

1936	Harry Anderson (SEC) Floyd "Biggy" Marshall (SEC)
1937	Floyd "Biggy" Marshall (SEC) Gene Johnson (SEC)
1939	Gilbert Huffman (SEC)
1940	Bernie Mehen (SEC) Frank Thomas (SEC)
1941	Frank Thomas (SEC) Gilbert Huffman (SEC)
1942	Dick Mehen (SEC)
1943	Dick Mehen (SEC)
1945	Garland "Mule" O'Shields (SEC) Paul "Lefty" Walther (SEC)
1948	Paul "Lefty" Walther (SEC)
1949	Paul "Lefty" Walther (AP)
1950	Art Burris (SEC) Ed "Britches" Montgomery (SEC)
1955	Ed Wiener (AP) Carl Widseth (AP)
1958	Gene Tormohlen (AP, Coaches)
1959	Gene Tormohlen (AP, Coaches) Dalen Showalter (Coaches)
1960	Dalen Showalter (AP, Coaches)
1963	Danny Schultz (Coaches)
1964	Danny Schultz (AP, Coaches) A.W. Davis (Coaches)
1965	A.W. Davis (AP, UPI, Coaches)
1966	Austin "Red" Robbins (Coaches) Ron Widby (UPI, Coaches)
1967	Ron Widby (AP, UPI, Coaches) Tom Boerwinkle (AP, Coaches)
1968	Tom Boerwinkle (AP, UPI, Coaches) Bill Justus (Coaches)
1969	Bill Justus (AP, Coaches)
1970	Bobby Croft (Coaches) Jimmy England (Coaches)
1971	Jimmy England (AP, UPI, Coaches) Don Johnson (Coaches)
1972	Mike Edwards (AP, UPI, Coaches) Len Kosmalski (AP, Coaches)
1973	Mike Edwards (AP, UPI, Coaches) Len Kosmalski (Coaches)
1974	Len Kosmalski (Coaches) Ernie Grunfeld (AP, Coaches)
1975	Ernie Grunfeld (AP, UPI, Coaches) Bernard King (AP, UPI, Coaches)
1976	Bernard King (AP, UPI, Coaches) Ernie Grunfeld (AP, UPI, Coaches)
1977	Bernard King (AP, UPI, Coaches) Ernie Grunfeld (AP, UPI, Coaches)
1978	Reggie Johnson (Coaches)
1979	Reggie Johnson (AP, UPI, Coaches)
1980	Reggie Johnson (AP, UPI, Coaches)
1981	Gary Carter (Coaches) Dale Ellis (Coaches) Howard Wood (Coaches)
1982	Dale Ellis (AP, UPI, Coaches)
1983	Dale Ellis (AP, UPI, Coaches)
1985	Michael Brooks (AP, UPI, Coaches)
1986	Tony White (AP, UPI, Coaches)
1987	Tony White (AP, UPI, Coaches)
1988	Dyron Nix (AP, UPI, Coaches)
1989	Dyron Nix (UPI, Coaches)
1990	Allan Houston (AP, UPI, Coaches)
1991	Allan Houston (AP, UPI, Coaches)
1992	Allan Houston (AP, Coaches)
1993	Allan Houston (AP, Coaches)
2000	Tony Harris (AP, Coaches)
2002	Vincent Yarbrough (AP, Coaches)
2003	Ron Slay (AP, Coaches)
2006	Chris Lofton (AP, Coaches)
2007	Chris Lofton (AP, Coaches)
2008	Chris Lofton (AP, Coaches) Tyler Smith (AP, Coaches)
2009	Tyler Smith (AP, Coaches)

2010	Wayne Chism (Coaches)
2011	Scotty Hopson (Coaches)
2013	Jordan McRae (AP, Coaches)
2014	Jordan McRae (Coaches) Jarnell Stokes (AP, Coaches)
2015	Josh Richardson (AP, Coaches)
2018	Grant Williams (AP, Coaches)
2019	Admiral Schofield (Coaches) Grant Williams (AP, Coaches)
2022	Santiago Vescovi (Coaches)
2023	Santiago Vescovi (Coaches)
2024	Dalton Knecht (AP, Coaches) Jonas Aidoo (AP) Zakai Zeigler (Coaches)

■ SECOND TEAM ALL-SEC

1934	Dave McPherson (SEC)
1937	Wilton Putnam (SEC) Alvin Rice (SEC)
1938	Wilton Putnam (SEC)
1939	Frank Thomas (SEC)
1940	Gilbert Huffman (SEC)
1941	Bernie Mehen (SEC)
1942	Bernie Mehen (SEC) Mike Balitsaris (SEC)
1943	Paul Herman (SEC) Ted Cook (SEC)
1945	Bob Kemper (SEC) Irvin Barnett (SEC)
1949	Hugh Jones (AP)
1954	Ed Wiener (AP) Carl Widseth (AP)
1956	Carl Widseth (AP, Coaches)
1963	Danny Schultz (AP)
1964	A.W. Davis (AP)
1965	Ron Widby (AP)
1966	Austin "Red" Robbins (AP, UPI) Ron Widby (AP)
1967	Tom Boerwinkle (UPI)
1968	Bill Justus (AP, UPI)
1969	Bill Justus (UPI)
1970	Bobby Croft (AP, UPI) Jimmy England (AP, UPI)
1971	Don Johnson (AP)
1972	Len Kosmalski (UPI)
1973	Len Kosmalski (AP)
1974	Len Kosmalski (UPI)
1977	Mike Jackson (UPI)
1978	Reggie Johnson (AP, UPI)
1981	Gary Carter (AP) Dale Ellis (AP, UPI) Howard Wood (UPI)
1989	Dyron Nix (AP)
1993	Corey Allen (Coaches)
1995	Steve Hamer (AP)
1996	Steve Hamer (AP, Coaches)
1997	Brandon Wharton (AP, Coaches)
1998	Tony Harris (AP) C.J. Black (Coaches)
1999	Tony Harris (AP) Brandon Wharton (Coaches)
2000	Vincent Yarbrough (AP, Coaches)
2001	Vincent Yarbrough (AP, Coaches)
2002	Marcus Haislip (Coaches)
2004	Scooter McFadgon (AP, Coaches)
2006	C.J. Watson (AP, Coaches)
2008	JaJuan Smith (Coaches)
2009	Wayne Chism (Coaches)
2010	Wayne Chism (AP)
2011	Tobias Harris (Coaches) Scotty Hopson (AP)
2012	Jeronne Maymon (AP, Coaches)
2013	Jarnell Stokes (AP, Coaches)
2014	Jordan McRae (AP)
2016	Kevin Punter Jr. (AP, Coaches)
2017	Robert Hubbs III (Coaches)

2018	Admiral Schofield (Coaches)
2019	Jordan Bone (AP, Coaches) Admiral Schofield (AP)
2020	John Fulkerson (Coaches)
2022	Kennedy Chandler (AP, Coaches)
2023	Zakai Zeigler (AP, Coaches)
2024	Jonas Aidoo (Coaches) Zakai Zeigler (AP)

■ THIRD TEAM ALL-SEC

1950	Art Burris (AP)
1951	Bob Garrison (AP)
1956	Herman Thompson (AP)
1957	Herman Thompson (AP)
1959	Dalen Showalter (AP) Ken Coulter (AP)
1965	Howard Bayne (AP) Ron Widby (UPI)
1967	Bill Justus (UPI)
1969	Bobby Croft (AP) Bill Hann (AP)
1971	Jim Woodall (AP) Don Johnson (UPI)
1973	Larry Robinson (AP, UPI) Len Kosmalski (UPI) John Snow (UPI)
1974	Len Kosmalski (AP) John Snow (AP) Ernie Grunfeld (UPI)
1976	Mike Jackson (AP)
1977	Mike Jackson (AP) Johnny Darden (AP)
1978	Johnny Darden (UPI)
1979	Terry Crosby (AP)
1981	Howard Wood (AP) Gary Carter (UPI)
1985	Tony White (AP, UPI)
1987	Dyron Nix (AP, UPI)
1989	Clarence Swearingen (UPI)
1990	Greg Bell (AP) Ian Lockhart (AP)
1993	Corey Allen (AP)
1995	Steve Hamer (Coaches)
1998	C.J. Black (AP) Tony Harris (Coaches) Brandon Wharton (Coaches)
1999	Tony Harris (Coaches) Brandon Wharton (AP)
2000	Isiah Victor (Coaches)
2001	Ron Slay (AP, Coaches)
2002	Marcus Haislip (AP)

■ HONORABLE MENTION ALL SEC (AP ONLY)

1967	Tom Hendrix Bill Justus
1968	Bill Hann Tom Hendrix JaJuan Smith
2008	Wayne Chism
2009	Tobias Harris
2016	Armani Moore

AP - Associated Press
UPI - United Press International

"SEC" designations from 1935-36 through 1949-50 are not formally listed by the league.

The AP discontinued its third-team honor after the 2006 season. It only issued an honorable mention designation only from 1965-66 to 1967-68 and 2005-06 to 2015-16.

OUTLOOK

PLAYERS

STAFF

REVIEW

RESULTS

RECORDS

HONORS

POSTSEASON

VOLMANAC

MEDIA INFO



OTHER SEC HONORS

The UPI released three teams from 1964-65 to 1967-68, went to two teams in 1968-69 and then returned to three from 1969-70 through 1990-91, after which it was discontinued.

The SEC instituted a Coaches' team in 1955-56. It had two teams in 1955-56 and 1956-57, followed by one expanded team from 1957-58 to 1991-92. It went back to a two-team format in 1992-93, expanded to three teams from 1993-94 to 2001-02 and returned to two teams in 2002-03.

■ SEC ALL-DEFENSIVE TEAM (COACHES ONLY)

2008	JaJuan Smith
2014	Josh Richardson
2015	Josh Richardson
2020	Yves Pons
2021	Yves Pons
2022	Zakai Zeigler
2023	Zakai Zeigler
2024	Jonas Aidoo
	Zakai Zeigler

■ SEC ALL-FRESHMAN TEAM (COACHES ONLY)

1988	Greg Bell
1990	Allan Houston
1993	Steve Hamer
1994	Ed Gray
1996	Brandon Wharton
1997	C.J. Black
1998	Tony Harris
	Isiah Victor
1999	Vincent Yarbrough
2003	C.J. Watson
2005	Chris Lofton
2007	Wayne Chism
	Duke Crews
	Ramar Smith
2009	Scotty Hopson
2011	Tobias Harris
2012	Jarnell Stokes
2017	Grant Williams
2021	Keon Johnson
	Jaden Springer
2022	Kennedy Chandler
	Zakai Zeigler
2023	Julian Phillips

The 1999 team was selected by a 13-member media panel rather than the head coaches.

■ PRESEASON ALL-SEC TEAM (ONLY MEDIA LISTED)

1991	Allan Houston (1st)
1992	Allan Houston (1st)
1993	Allan Houston (1st, unanimous)
1999	Tony Harris (1st)
2000	Tony Harris (1st)
2001	Tony Harris (1st)
	Vincent Yarbrough (1st)
2005	Scooter McFadgon (1st)
2006	C.J. Watson (2nd)
2007	Chris Lofton (1st)
2008	Chris Lofton (1st, unanimous)
	Tyler Smith (2nd)
2009	Tyler Smith (1st)
2010	Tyler Smith (1st)
2011	Scotty Hopson (2nd)

2013	Jarnell Stokes (1st)
	Jeronne Maymon (2nd)
2014	Jordan McRae (1st)
	Jeronne Maymon (2nd)
	Jarnell Stokes (2nd)
2019	Grant Williams (1st)
	Admiral Schofield (2nd)
2020	Lamonté Turner (2nd)
2021	John Fulkerson (1st)
2023	Santiago Vescovi (1st)
	Josiah-Jordan James (2nd)
	Zakai Zeigler (2nd)
2024	Santiago Vescovi (1st)
	Zakai Zeigler (2nd)

The coaches' yearly honors are not listed, just those from the media. Just one team was selected from 1989-90 through 1999-2000 and in 2001-02, while two teams were named in 2000-01 and from 2002-03 through the present.

■ SEC ALL-TOURNAMENT TEAM

1934	Dave McPherson (2nd)
1936	Floyd "Biggy" Marshall (1st)
	Harry Anderson (1st)
1937	Floyd "Biggy" Marshall (1st)
	Gene Johnson (1st)
	Wilton Putnam (2nd)
	Alvin Rice (2nd)
1938	Wilton Putnam (2nd)
1939	Gilbert Huffman (1st)
	Frank Thomas (2nd)
1940	Bernie Mehen (1st)
	Frank Thomas (1st)
	Gilbert Huffman (2nd)
1941	Frank Thomas (1st)
	Gilbert Huffman (1st)
	Bernie Mehen (2nd)
1942	Dick Mehen (1st)
	Bernie Mehen (2nd)
	Mike Balitsaris (2nd)
1943	Dick Mehen (1st)
	Paul Herman (2nd)
	Ted Cook (2nd)
1945	Paul "Lefty" Walther (1st)
	Garland "Mule" O'Shields (1st)
	Bob Kemper (2nd)
	Irvin Barnett (2nd)
1948	Paul Walther (1st)
1949	Paul Walther (2nd)
1950	Art Burris (1st)
	Ed "Britches" Montgomery (1st)
	Hugh Jones (2nd)
1952	Tommy Bartlett (2nd)
1979	Terry Crosby
1982	Dale Ellis
1983	Dale Ellis
1984	Tony White
1987	Tony White
1991	Carlus Groves
	Allan Houston (MVP)
1996	Steve Hamer
2009	Wayne Chism
	Tyler Smith
2014	Jarnell Stokes
2018	Admiral Schofield
2019	Admiral Schofield
	Grant Williams
2021	Yves Pons
2022	Kennedy Chandler (MVP)
	Josiah-Jordan James
	Santiago Vescovi

Starting in 1979, only an SEC-All Tournament First Team was selected.

■ SEC TOURNAMENT MVP

1991	Allan Houston
2022	Kennedy Chandler

■ SEC PLAYER OF THE YEAR

1967	Ron Widby (UPI, AP)
1972	Mike Edwards (UPI)
1975	Bernard King (UPI)
1976	Bernard King (UPI, AP)
1977	Ernie Grunfeld (UPI, AP)
	Bernard King (AP)
1982	Dale Ellis (UPI, AP)
1983	Dale Ellis (AP)
1987	Tony White (UPI)
2003	Ron Slay (AP)
2007	Chris Lofton (AP)
2018	Grant Williams (Coaches)
2019	Grant Williams (AP, Coaches)
2024	Dalton Knecht (AP, Coaches)

■ SEC DEFENSIVE PLAYER OF THE YEAR (COACHES ONLY)

2020	Yves Pons
2024	Zakai Zeigler

■ SEC SIXTH MAN OF THE YEAR (COACHES ONLY)

2008	J.P. Prince
2011	Brian Williams
2018	Lamonté Turner (Co-winner)

■ SEC NEWCOMER OF THE YEAR (AP ONLY)

1998	Tony Harris (Co-winner)
2024	Dalton Knecht

■ PRESEASON SEC PLAYER OF THE YEAR (MEDIA ONLY)

2008	Chris Lofton
2009	Tyler Smith
2019	Grant Williams

Started as an MVP award in 1997-98 and became Player of the Year in 1999-2000. Coaches' honors are not listed

■ SEC PLAYER OF THE WEEK

1985	Tony White (Jan. 21)
	Michael Brooks (Jan. 28)
1987	Tony White (Jan. 19)
	Tony White (Feb. 23)
1988	Dyron Nix (Feb. 8)
	Dyron Nix (March 3)
1989	Dyron Nix (Nov. 29)
	Dyron Nix (Dec. 6)
	Dyron Nix (December)
1990	Allan Houston (Feb. 11)
1991	Allan Houston (Jan. 27)
1992	Carlus Groves (Jan. 27)
1993	Allan Houston (December)
	Allan Houston (Feb. 15)
	Corey Allen (March 1)
1995	Steve Hamer (Jan. 16)
1996	Steve Hamer (Dec. 11)
	Steve Hamer (Feb. 25)
1998	Tony Harris (Feb. 9)
	Rashard Lee (Feb. 23)
1999	Brandon Wharton (Jan. 18)
2000	Vincent Yarbrough (Jan. 31)
	Tony Harris (Feb. 14)

2001	Tony Harris (Nov. 27) Isiah Victor (Jan. 8)
2002	Vincent Yarbrough (Nov. 19) Vincent Yarbrough (Feb. 4)
2003	Ron Slay (Feb. 10) Ron Slay (Feb. 17)
2006	C.J. Watson (Dec. 12) Chris Lofton (Dec. 19) Chris Lofton (Jan. 23) Chris Lofton (Feb. 13)
2007	Chris Lofton (Nov. 20) Chris Lofton (Dec. 11) Chris Lofton (Dec. 24)
2008	J.P. Prince (Dec. 24) JaJuan Smith (Jan. 14) Tyler Smith (Feb. 25) Chris Lofton (Feb. 11)
2009	Tyler Smith (Dec. 8)
2010	Bobby Maze (Jan. 11) Wayne Chism (Feb. 22)
2011	Scotty Hopson (Nov. 29) Scotty Hopson (Dec. 13)
2012	Trae Golden (Nov. 14) Jarnell Stokes (March 5)
2013	Trae Golden (Dec. 17) Jarnell Stokes (Feb. 11) Trae Golden (Feb. 25) Jarnell Stokes (March 11)
2014	Jordan McRae (Nov. 25) Jordan McRae (Jan. 6) Jarnell Stokes (March 10)
2015	Josh Richardson (Dec. 15) Armani Moore (Jan. 19)
2016	Armani Moore (Feb. 22)
2017	Detrick Mostella (Dec. 26) Robert Hubbs III (Jan. 30)
2018	Grant Williams (Jan. 15) Admiral Schofield (Feb. 26; co-) Admiral Schofield (March 5; co-)
2019	Grant Williams (Nov. 26; co-) Admiral Schofield (Dec. 10; co-) Grant Williams (Jan. 28) Jordan Bone (Feb. 4; co-) Grant Williams (March 4)
2020	Jordan Bowden (Nov. 18)
2022	John Fulkerson (Dec. 27; co-)
2023	Santiago Vescovi (Nov. 28) Zakai Zeigler (Jan. 30)
2024	Dalton Knecht (Nov. 13) Dalton Knecht (Jan. 15; co-) Dalton Knecht (Jan. 22) Jonas Aidoo (Feb. 19) Dalton Knecht (March 4; co-)

■ SEC ROOKIE OF THE WEEK

1988	Greg Bell (Feb. 22)
1990	Allan Houston (Jan. 7) Allan Houston (Feb. 25)
1992	Corey Allen (Jan. 13)

Discontinued following the 1991-92 season.

■ SEC FRESHMAN OF THE WEEK

2007	Duke Crews (Dec. 24) Ramar Smith (Jan. 8) Ramar Smith (Feb. 5) Wayne Chism (Feb. 12) Ramar Smith (March 5)
2008	Brian Williams (Dec. 17)
2009	Scotty Hopson (Nov. 17) Scotty Hopson (March 2)
2011	Tobias Harris (Nov. 22) Tobias Harris (Dec. 6) Tobias Harris (Jan. 31)

2012	Jarnell Stokes (Jan. 23)
2016	Admiral Schofield (Jan. 11)
2017	Jordan Bowden (Dec. 12) Grant Williams (Feb. 13; co-)
2021	Jaden Springer (Dec. 21) Jaden Springer (Feb. 1) Keon Johnson (Feb. 8)
2022	Kennedy Chandler (Nov. 15) Zakai Zeigler (Feb. 7) Kennedy Chandler (Feb. 28)
2023	Julian Phillips (Jan. 23)

■ SEC COACH OF THE YEAR

1967	Ray Mears (AP, UPI, Coaches)
1977	Ray Mears (AP, UPI, Coaches)
1979	Don DeVoe (AP)
1981	Don DeVoe (UPI, Coaches)
1982	Don DeVoe (AP, UPI, Coaches)
1998	Jerry Green (AP Co-winner)
2006	Bruce Pearl (AP)
2008	Bruce Pearl (AP, Coaches)
2018	Rick Barnes (AP, Coaches)

■ SEC BASKETBALL LEGENDS

1999	Reggie Johnson
2000	A.W. Davis
2001	Ernie Grunfeld
2002	Tony White
2003	Tom Boerwinkle
2004	Dale Ellis
2005	Ron Widby
2006	Bill Justus
2007	Allan Houston
2008	Bernard King
2009	Paul "Lefty" Walther
2010	Don DeVoe
2011	Jimmy England
2012	Gene Tormohlen
2013	Len Kosmalski
2014	Ed Wiener
2015	Johnny Darden
2016	Vincent Yarbrough
2017	Ron Slay
2018	Howard Wood
2019	Mike Jackson
2023	Lang Wiseman
2024	Chris Lofton

Since the 1998-99 season, each SEC school has selected a "legend" who is recognized at that spring's SEC Tournament. No honors were given out in 2020, 2021 and 2022.

■ SEC SPORTSMANSHIP AWARD

2008	Chris Lofton
-------------	--------------

■ SEC COMMUNITY SERVICE

TEAM

2000	C.J. Black
2001	Jon Higgins
2002	Jon Higgins
2003	Jon Higgins
2004	C.J. Watson
2005	C.J. Watson
2006	Stanley Asumnu
2007	Chris Lofton
2008	Wayne Chism
2009	Wayne Chism
2010	Bobby Maze
2011	Melvin Goins
2012	Cameron Tatum
2013	Kenny Hall
2014	D'Montre Edwards

2015	Josh Richardson
2016	Kevin Punter Jr.
2017	Admiral Schofield
2018	Grant Williams
2019	Grant Williams
2020	John Fulkerson
2021	John Fulkerson
2022	John Fulkerson
2023	Josiah-Jordan James
2024	Jahmai Mashack

Formerly known as the SEC Good Works Team.

■ 25-YEAR ALL-SEC TEAM

▲ First-Team

F	Bernard King (UT)	1975-77
F	Dan Issel (UK)	1968-70
F	Clyde Lee (VU)	1964-66
G	Pete Maravich (LSU)	1968-70
G	Kyle Macy (UK)	1978-80

▲ Second Team

F	Dominique Wilkins (UGA)	1980-82
F	Cotton Nash (UK)	1962-64
F	Reginald King (UA)	1976-79
G	Ernie Grunfeld (UT)	1974-77
G	John Mengelt (AU)	1969-71

▲ Honorable Mention

F	Dale Ellis (UT)	1980-83
---	------------------------	---------

Selected in 1986 by a special panel for the Lakeland Ledger.

■ SEC TEAM OF THE 80s

F	Dale Ellis (UT)	1980-83
F	Kenny Walker (UK)	1983-86
C	Charles Barkley (AU)	1982-84
F	Dominique Wilkins (UGA)	1980-82
F	Chuck Person (AU)	1983-86

Selected in 1989 by SEC coaches and conducted by the Clarion Ledger/Jackson Daily News.

■ ESPN SILVER ANNIVERSARY ALL-SEC TEAM

G	Allan Houston (UT)	1989-93
G	Chris Jackson (LSU)	1988-90
C	Shaquille O'Neal (LSU)	1989-92
F	Jamal Mashburn (UK)	1990-93
F	Chuck Person (AU)	1982-86

Selected in 2004 by a seven-member panel of SEC media and league representatives to commemorate ESPN's 25th anniversary.

OUTLOOK

PLAYERS

STAFF

REVIEW

RESULTS

RECORDS

HONORS

POSTSEASON

VOLMANAC

MEDIA INFO



REGIONAL & NATIONAL HONORS

■ NCAA TOURNAMENT ALL REGION TEAM

- 1967** Ron Widby (*Midwest*)
2010 Wayne Chism (*Midwest*)
2010 J.P. Prince (*Midwest*)
2024 Dalton Knecht (*Midwest*)
2024 Zakai Zeigler (*Midwest*)

■ NAISMITH TROPHY FINALIST

- 2019** Grant Williams
2024 Dalton Knecht (*runner-up for AP National Player of the Year*)

Finalists were first announced in 2012-13.

■ JULIUS ERVING AWARD

- 2024** Dalton Knecht

■ RILEY WALLACE TRANSFER OF THE YEAR AWARD

- 2024** Dalton Knecht

■ NATIONAL COACH OF THE YEAR

- 2000** Jerry Green (*CBS Sportsline*)
2006 Bruce Pearl (*Sporting News, Basketball Times, CBS Sportsline*)
2008 Bruce Pearl (*Adolph Rupp Cup*)
2019 Rick Barnes (*Henry Iba Award, Naismith Award*)

■ NABC ALL-DISTRICT TEAM

- 2006** Chris Lofton
2007 Chris Lofton
2008 Chris Lofton
 Tyler Smith (*2nd*)
2009 Tyler Smith
2010 Wayne Chism (*2nd*)
2011 Scotty Hopson (*2nd*)
2013 Jarnell Stokes
2014 Jordan McRae (*2nd*)
 Jarnell Stokes
2015 Josh Richardson (*2nd*)
2016 Kevin Punter Jr. (*2nd*)
2017 Robert Hubbs III (*2nd*)
2018 Grant Williams
2019 Admiral Schofield
 Grant Williams
 Jordan Bone (*2nd*)
2022 Santiago Vescovi (*2nd*)
2023 Santiago Vescovi (*2nd*)
 Zakai Zeigler (*2nd*)
2024 Dalton Knecht (*1st*)
 Jonas Aidoo (*2nd*)

■ NABC ALL-DISTRICT 21 COACH OF THE YEAR

- 2018** Rick Barnes
2019 Rick Barnes

■ NABC CAREER ACHIEVEMENT AWARD

- 2008** Chris Lofton

■ NAISMITH MEMORIAL BASKETBALL HALL OF FAME

- 2013** Bernard King

■ TENNESSEE SPORTS HALL OF FAME

- 1966** Doug Atkins^{*}
1966 Beattie Feathers^{*}
1966 Bobby Dodd^{*}
1984 A.W. Davis
1985 Ray Mears (Coach)
1986 Tommy Bartlett^{*}
1987 Ernie Grunfeld
1997 Ron Widby
1999 Harry Anderson
2005 Bill Justus
2007 Bernard King
2010 Dale Ellis
2015 Jimmy England
2018 Allan Houston
2021 Reggie Johnson
2022 Tony White

^{*} Inducted as a multi-sport UT athlete and basketball was not the prominent sport.

■ TENNESSEE ALL-CENTURY TEAM

- | | | |
|---|----------------------|-----------|
| G | Dane Bradshaw | 2004-07 |
| F | A.W. Davis | 1962-65 |
| G | Mike Edwards | 1970-73 |
| F | Dale Ellis | 1979-83 |
| F | Ernie Grunfeld | 1973-77 |
| G | Allan Houston | 1989-93 |
| F | Reggie Johnson | 1976-80 |
| G | Billy Justus | 1966-69 |
| F | Bernard King | 1974-77 |
| G | Chris Lofton | 2004-08 |
| G | Bernie Mehen | 1940-42 |
| F | Dyron Nix | 1985-89 |
| F | Ron Slay | 1999-2003 |
| G | Herman Thompson | 1953-57 |
| C | Gene Tormohlen | 1956-59 |
| F | Paul "Lefty" Walther | 1947-49 |
| G | C.J. Watson | 2003-06 |
| G | Tony White | 1983-87 |
| F | Ron Widby | 1964-67 |
| C | Carl Widseth | 1952-56 |

Selected in 2008-09 by fan vote and a university-appointed selection committee.

■ TSWA PLAYER OF THE YEAR

- 2019** Grant Williams
2024 Dalton Knecht

■ TSWA COACH OF THE YEAR

- 2018** Rick Barnes
2022 Rick Barnes

■ TENNESSEE SPORTS HALL OF FAME MALE AMATEUR ATHLETE OF THE YEAR

- 2018** Grant Williams
2019 Grant Williams
2024 Dalton Knecht (*Co-winner*)

■ USBWA ALL-DISTRICT IV TEAM

- 2006** Chris Lofton
 C.J. Watson
2007 Chris Lofton
2008 Chris Lofton
 Tyler Smith
2009 Tyler Smith
2010 Wayne Chism
2011 Scotty Hopson

- 2013** Jordan McRae
2014 Jordan McRae
 Jarnell Stokes
2015 Josh Richardson
2016 Kevin Punter Jr.
2018 Grant Williams
2019 Jordan Bone
 Admiral Schofield
 Grant Williams
2022 Kennedy Chandler
 Santiago Vescovi
2023 Santiago Vescovi
 Zakai Zeigler

■ USBWA DISTRICT IV PLAYER OF THE YEAR

- 2006** Chris Lofton
2007 Chris Lofton
2019 Grant Williams

■ USBWA DISTRICT IV COACH OF THE YEAR

- 2006** Bruce Pearl
2008 Bruce Pearl
2018 Rick Barnes
2019 Rick Barnes

USBWA all-district teams and individual honors were discontinued after the 2022-23 season.

■ USBWA PLAYER OF THE WEEK

- 2018-19** Admiral Schofield (12/9/18)
 Grant Williams (1/27/19)
2023-24 Dalton Knecht (1/14/24; Co-winner)
 Dalton Knecht (1/21/24; Co-winner)

■ MACCABIAH GAMES

- 1953** Ed Wiener (*Gold*)
1973 Ernie Grunfeld (*Silver*)
2009 Bruce Pearl, *Head Coach* (*Gold*)
 Steven Pearl (*Gold*)

Quadrennial event that takes place in Israel, with Jewish athletes from over 50 countries.

■ McDONALD'S ALL-AMERICANS

- 1977** James Ratiff
1985 Doug Roth
1989 Allan Houston
1996 Charles Hathaway
1997 Tony Harris
1998 Vincent Yarbrough
2008 Scotty Hopson
2010 Tobias Harris
2019 Josiah-Jordan James
2020 Jaden Springer
2021 Kennedy Chandler
2022 Julian Phillips

This is a prep honor.

■ ANSON MOUNT NATIONAL SCHOLAR-ATHLETE OF THE YEAR

1993 Lang Wiseman (Finance, 4.0)

■ H. BOYD MCWHORTER SEC MALE SCHOLAR-ATHLETE OF THE YEAR

1993 Lang Wiseman (Finance, 4.0)

■ CSC ACADEMIC ALL-DISTRICT

2022 Santiago Vescovi (Business Mgmt, 3.37)

2023 Jahmai Mashack (Psychology, 3.64)

2024 Tobe Awaka (Marketing, 3.72)

■ FIRST-TEAM

ACADEMIC ALL-AMERICA

1968 Bill Justus (Business Admin., B)

1993 Lang Wiseman (Finance, 4.0)

■ SECOND-TEAM

ACADEMIC ALL-AMERICA

1992 Lang Wiseman (Finance, 4.0)

■ THIRD-TEAM

ACADEMIC ALL-AMERICA

1972 Mike Edwards (Education, 3.2)

1991 Lang Wiseman (Finance, 4.0)

■ NABC HONORS COURT

2018-19 Brad Woodson (Kinesiology)

2021-22 Victor Bailey Jr. (Ag Leadership)

John Fulkerson (Ag Leadership)

Santiago Vescovi (Business Mgmt.)

2022-23 Colin Coyne (Business Analytics)

Kent Gilbert (Sport Mgmt.)

Isaiah Sulack (Supply Chain Mgmt.)

Santiago Vescovi (Management)

2023-24 Jonas Aidoo (Journalism & Electronic Media)

Colin Coyne (Business Admin.)

Grant Hurst (Sport Mgmt.)

Josiah-Jordan James (Ag Leadership)

Dalton Knecht (Ag Leadership)

Jahmai Mashack (Psychology)

■ NABC TEAM ACADEMIC EXCELLENCE AWARD

2021-22 Tennessee

2022-23 Tennessee

2023-24 Tennessee

■ SEC ACADEMIC HONOR ROLL

1968 Bill Justus (Bus. Admin., B)

1971 Mike Edwards (Phys. Ed., B+)

1972 Larry Robinson (Phys. Ed., B+)

1973 Mike Edwards (Phys. Ed., B)

1974 John Snow (Bus. Admin., B)

1984 Myron Carter (Engineering, 3.26)

1986 Sam Arterburn (Finance, 3.12)

1987 Mark Griffin (Business, 3.37)

Russ Spivey (Biology/Business, 3.03)

1988 Mark Griffin (Marketing, 3.33)

1989 Mark Griffin (Marketing, 3.30)

1990 Shaun Thompson (Polit. Sci., 3.11)

1991 Lang Wiseman (Finance, 4.0)

Gannon Goodson (Business, 3.2)

1992 Lang Wiseman (Finance, 4.0)

Gannon Goodson (Business, 3.1)

1993 Lang Wiseman (Finance, 4.0)

Gannon Goodson (Business, 3.1)

1994 Gannon Goodson (Psych., 3.08)

1995 Clint Newman (Pre-Medical, 3.07)

1996 Clint Newman (Pre-Medical, 3.16)

1997 Aaron Green (History, 3.02)

Rashard Lee (Psychology, 3.00)

1998 Aaron Green (History, 3.05)

1999 Aaron Green (History, 3.10)

2004 Brandon Crump (Sport Mgmt, 3.05)

Fred Smithwick (Sport Mgmt, 3.02)

2005 Jordan Howell (Arts & Sciences)

Fred Smithwick (Sport Mgmt.)

2006 Dane Bradshaw (Sport Mgmt.)

Jordan Howell (Marketing)

2007 Ben Bosse (Business)

*Dane Bradshaw (Sport Mgmt.)

Ryan Childress (Comm. Studies)

Rick Daniels-Mulholland (Civil Eng.)

Jordan Howell (Finance)

Justin Jackson (Sport Mgmt.)

Tanner Wild (Business)

2008 Quinn Cannington (Psychology)

Rick Daniels-Mulholland (Civil Eng.)

Jordan Howell (Finance)

Steven Pearl (Business)

Tanner Wild (Business)

2009 Quinn Cannington (Psychology)

*Ryan Childress (Comm. Studies)

Steven Pearl (Marketing)

Tanner Wild (Sport Mgmt.)

2010 Quinn Cannington (Psychology)

Michael Hubert (Psychology)

Steven Pearl (Marketing)

2011 *John Fields (Sport Psychology)

*Michael Hubert (Psychology)

Rob Murphy (Management)

*Steven Pearl (Marketing)

Tyler Summitt (Comm. Studies)

2012 Rob Murphy (Logistics)

Tyler Summitt (Comm. Studies)

2013 Rob Murphy (Logistics)

2015 Galen Campbell (Sport Mgmt.)

2016 Armani Moore (Sport Mgmt.)

2017 Kyle Alexander (Comm. Studies)

Brad Woodson (Kinesiology)

Brad Woodson (Kinesiology)

2018 Jacob Fleschman (Finance)

Grant Williams (Supply Chain Mgmt.)

2019 Brad Woodson (Kinesiology)

Jacob Fleschman (Finance)

John Fulkerson (Sport Mgmt.)

Brock Jancek (Civil Engineering)

2021 Victor Bailey Jr. (Political Science)

*John Fulkerson (Ag Leadership)

Davonte Gaines (Sport Mgmt.)

Josiah-Jordan James (Comm. Studies)

Brock Jancek (Civil Engineering)

Uros Plavsic (Sport Mgmt.)

Santiago Vescovi (Business Mgmt.)

2022 *Victor Bailey Jr. (Ag Leadership)

2023 Jonas Aidoo (Journalism & Elec. Media)

Kent Gilbert (Sport Mgmt.)

Alec Kegler (Comm. Studies)

Jahmai Mashack (Psychology)

Olivier Nkamhoua (Public Relations)

Uros Plavsic (Sport Mgmt.)

Isaiah Sulack (Supply Chain

Mgmt.)

Santiago Vescovi (Management)

Zakai Zeigler (Mathematics)

2024 Jonas Aidoo (Journalism & Elec. Media)

Tobe Awaka (Supply Chain Mgmt.)

Colin Coyne (Business Analytics)

*Josiah-Jordan James (Ag Leadership)

D.J. Jefferson (Journalism & Elec. Media)

Jahmai Mashack (Psychology)

Santiago Vescovi (Management)

Zakai Zeigler (Retail & Merch. Mgmt.)

** while taking graduate-level courses*

To qualify, a student-athlete must have a GPA of 3.00 or above for either the preceding academic year or have a cumulative GPA of 3.00 or above at the nominating institution.

■ SEC FIRST-YEAR

ACADEMIC HONOR ROLL

2007 Quinn Cannington (Psychology)

Steven Pearl (Business)

2008 Brian Williams (Comm. Studies)

2009 Emmanuel Negedu (Arts & Sciences)

2010 Skylar McBee (Arts & Sciences)

2016 Kyle Alexander (Comm. Studies)

Brad Woodson (Kinesiology)

2017 Jordan Bone (Finance)

Lew Evans (Ag Leadership)

2018 James Daniel III (Ag Leadership)

Yves Pons (Recreation & Sport Mgmt.)

2020 Victor Bailey Jr. (Political Science)

Davonte Gaines (Recreation & Sport Mgmt.)

Josiah-Jordan James (Comm. Studies)

Olivier Nkamhoua (Business Mgmt.)

Drew Pember (Recreation & Sport Mgmt.)

Uros Plavsic (Recreation & Sport Mgmt.)

2021 E.J. Anosike (Ag Leadership)

Kent Gilbert (Recreation & Sport Mgmt.)

Cole Morris (Civil Engineering)

Isaiah Sulack (Management)

Corey Walker Jr. (Recreation & Sport Mgmt.)

2022 Jonas Aidoo (Journalism & Elec. Media)

Quentin Diboundje (Business)

Brandon Huntley-Hatfield (Sport Mgmt.)

Jahmai Mashack (Psychology)

Handje Tamba (Exploratory)

Zakai Zeigler (Mathematics)

2023 Tobe Awaka (Kinesiology)

Colin Coyne (Business Analytics)

B.J. Edwards (Comm. Studies)

D.J. Jefferson (Comm. Studies)

Alec Kegler (Comm. Studies)

Evan Shifflet (Kinesiology)

2024 Cameron Carr (Comm. Studies)

Freddie Dilione V (Business Mgmt.)

J.P. Estrella (Sport Mgmt.)

Jordan Gainey (Comm. Studies)

Grant Hurst (Sport Mgmt.)

Dalton Knecht (Ag Leadership)

Cade Phillips (Sport Mgmt.)

Formerly the SEC Freshman Academic Honor Roll, this became the SEC First-Year Academic Honor Roll starting in 2011, so to include junior-college transfers.

To qualify, a student-athlete must have a cumulative GPA of 3.00 or above at the nominating institution, be on scholarship or a letter winner and have completed 24 semester hours of non-remedial credit at the nominating institution.

OUTLOOK

PLAYERS

STAFF

REVIEW

RESULTS

RECORDS

HONORS

POSTSEASON

VOLMANAC

MEDIA INFO



INDIVIDUAL

SCORING

Year	Name	G	Pts.	Avg.
1966-67	Ron Widby, F	28	619	22.1
1974-75	Bernard King, F	25	661	26.4
1975-76	Ernie Grunfeld, F	27	683	25.3
1976-77	Bernard King, F	26	672	25.8
1985-86	Tony White, G	28	622	22.2
1986-87	Tony White, G	29	711	24.5
1987-88	Dyron Nix, F	29	644	22.2
1992-93	Allan Houston, G	30	669	22.3
2002-03	Ron Slay, F	29	616	21.2
2006-07	Chris Lofton, G	31	645	20.8
2018-19	Grant Williams, F	37	696	18.8
>> 2023-24	Dalton Knecht, G	36	780	21.7

>> Knecht led the SEC in scoring average, but not total points.

REBOUNDING

Year	Name	G	Rbs.	Avg.
1975-76	Bernard King, F	25	325	13.0
1976-77	Bernard King, F	25	359	14.4
1986-87	Dyron Nix, F	29	294	10.1
1995-96	Steve Hamer, C	29	272	9.4
2013-14	Jarnell Stokes, F	37	392	10.6

OFFENSIVE REBOUNDS

Year	Name	G	Off. Rbs.	Avg.
2012-13	Jarnell Stokes, F	33	138	4.2
2013-14	Jarnell Stokes, F	37	155	4.2

FIELD GOAL PERCENTAGE

Year	Name	FGM	FGA	Pct.
1972-73	Larry Robinson, C	115	178	64.6
1974-75	Doug Ashworth, C	95	139	68.3
>> 1974-75	Bernard King, F	273	439	62.2
1975-76	Bernard King, F	260	454	57.3
1976-77	Reggie Johnson, F	131	203	64.5
1981-82	Dale Ellis, F	257	393	65.4
1995-96	Steve Hamer, C	187	325	57.5

>> While Ashworth was named the SEC statistical champ, he did not have the minimum number of field-goal attempts to qualify for the national leaderboard. Thus, King was the NCAA statistical champion.

FREE THROW PERCENTAGE

Year	Name	FTM	FTA	Pct.
1961-62	Tommy Wilson, G	84	96	87.5
1962-63	Danny Schultz, G	89	102	87.3
1963-64	Danny Schultz, G	95	104	91.4
1968-69	Bill Justus, G	133	147	90.5

1969-70	Jimmy England, G	131	146	89.7
1973-74	John Snow, G	81	91	89.0
1984-85	Michael Brooks, G	146	164	89.0
1986-87	Tony White, G	165	183	90.2
1990-91	Allan Houston, G	177	205	86.3
2003-04	Scooter McFadgon, G	134	147	91.2
2007-08	Chris Lofton, G	101	120	84.2

3-PT. FIELD GOAL PERCENTAGE

Year	Name	FGM	FGA	Pct.
2000-01	Jon Higgins, G	53	109	.486
2004-05	Chris Lofton, G	93	200	.465

3-PT. FIELD GOALS MADE PER GAME

Year	Name	G	3FG	Avg.
2004-05	Chris Lofton, G	31	93	3.00
2005-06	Chris Lofton, G	30	114	3.80
2006-07	Chris Lofton, G	31	106	3.42

ASSISTS

Year	Name	G	Asst	Avg.
1968-69	Bill Hann, G	24	138	5.7
1970-71	Jimmy England, G	26	140	5.4
1972-73	Rodney Woods, G	26	142	5.9
1973-74	Rodney Woods, G	25	149	6.0
1974-75	Rodney Woods, G	26	227	8.7
1977-78	Johnny Darden, G	27	192	8.3
2004-05	C.J. Watson, G	31	155	5.0
2022-23	Zakai Zeigler, G	30	161	5.4
2023-24	Zakai Zeigler, G	36	218	6.1

ASSIST/TURNOVER RATIO

Year	Name	G	Ast/TO	Ratio
2005-06	Dane Bradshaw, G	30	116/42	2.76
2018-19	Jordan Bone, G	37	215/74	2.91

STEALS

Year	Name	G	Stls	Avg.
2014-15	Josh Richardson, G	32	67	2.1

BLOCKED SHOTS

Year	Name	G	Blk	Avg.
1988-89	Doug Roth, C	30	60	2.0
1997-98	C.J. Black, F	29	73	2.5

MINUTES PLAYED

Year	Name	G	Mins	Avg.
2014-15	Josh Richardson, G	32	1162	36.3

BOLD indicates NCAA statistical champion.

TEAM

SCORING OFFENSE

Year	G	Pts.	Avg.
1976-77	28	2399	85.7
2005-06	30	2413	80.4
2006-07	35	2831	80.9

SCORING DEFENSE

Year	G	Pts.	Avg.
1963-64	24	1399	58.3
1964-65	25	1391	55.6
1965-66	26	1499	57.7
1966-67	28	1511	54.0
1967-68	26	1548	59.5
1968-69	28	1651	59.0
1969-70	25	1608	64.3
1970-71	28	1908	68.1
1971-72	25	1610	64.4

SCORING MARGIN

Year	Pts	Opp.	Mrgn
1988-89	84.0	77.8	+6.2
2007-08	81.8	70.0	+11.9

FIELD-GOAL PERCENTAGE

Year	FGM	FGA	Pct.
1972-73	701	1392	50.4
1974-75	927	1756	52.8
1975-76	878	1722	51.0

FIELD-GOAL PERCENTAGE DEFENSE

Year	FGM	FGA	Pct.
1996-97	557	1437	38.8
2020-21	599	1492	40.1

FIELD-GOAL PERCENTAGE DIFFERENTIAL

Year	Pct.	Opp.	Mrgn
1974-75	52.8	47.1	+5.7
1975-76	51.0	46.6	+4.4

3-PT. FIELD GOALS MADE PER GAME

Year	G	3FGM	Avg.
1988-89	30	217	7.2
2005-06	30	264	8.8

Year	G	3FGM	Avg.
2006-07	35	327	9.34

TEAM (cont.)

3-PT. FIELD GOAL PERCENTAGE DEFENSE

Year	3FGM	3FGA	Pct.	2022-23	210	792	26.5
2007-08	229	735	31.2				
2009-10	230	774	29.7				

FREE-THROW PERCENTAGE

Year	FTM	FTA	Pct.	Year	FTM	FTA	Pct.
1968-69	346	452	76.5	1980-81	424	561	75.6
1970-71	538	679	79.2	1984-85	647	851	76.0
1971-72	450	594	75.8	1992-93	467	634	73.7
1972-73	281	373	75.3	2015-16	523	721	72.5
1976-77	431	582	74.1				

REBOUNDING

Year	G	No.	Avg.	Year	G	No.	Avg.
1964-65	25	1191	48.2	1968-69	24	1421	59.2

REBOUNDING DEFENSE

Year	G	No.	Avg.	Year	G	No.	Avg.
1968-69	24	763	31.8	1974-75	26	908	34.9
1970-71	28	1003	35.8	1976-77	28	981	35.0
1971-72	25	918	36.7	1978-79	33	1033	31.3
1972-73	24	872	36.3	2013-14	37	1109	30.0

ASSISTS

Year	G	No.	Avg.	2022-23	36	601	16.7
2005-06	30	509	17.0				
2021-22	35	576	16.5				

STEALS

Year	G	No.	Avg.	Year	G	No.	Avg.
1988-89	30	292	9.7	2006-07	35	336	9.60
2005-06	30	301	10.0	2007-08	36	334	9.28

BLOCKED SHOTS

Year	G	No.	Avg.	Year	G	No.	Avg.
1988-89	30	133	4.4	2000-01	33	191	5.8
1998-99	30	190	6.3	2018-19	37	199	5.4
1999-00	33	192	5.8				

TURNOVER MARGIN

Year	UT	OPP	Mrgn	Year	UT	OPP	Mrgn
2005-06	12.5	17.1	+4.6	2007-08	13.2	18.3	+5.1
2006-07	14.2	18.3	+4.1	2020-21	12.5	15.7	+3.2

Bold indicates statistic also was an NCAA best.

USA BASKETBALL HISTORY

Player	Event/Team	Result
Tobe Awaka	2023 FIBA U19 World Cup	5-2, Fourth Place
Kennedy Chandler	2021 USA Nike Hoop Summit Team	Canceled (COVID pandemic)
	2021 FIBA U19 World Cup	7-0, Gold Medal
Ernie Grunfeld	1975 International Cup	4-4, Fifth Place
	1975 Pan American Games	9-0, Gold Medal
	1976 Olympic Games	7-0, Gold Medal
Tobias Harris	2010 Junior National Select Team	W, 101-97
	2014 Select Team	N/A
Scotty Hopson	2007 Youth Development Festival (Blue)	2-3, Silver Medal
	2008 Junior National Select Team	W, 98-78
	2010 Select Team	N/A
	2018 FIBA World Cup Qualifying Team	1-1
Allan Houston	1990 U18 Team	7-0, Gold Medal
	1992 Developmental Team	N/A
	1999 Tournament of the Americas	10-0, Gold Medal
	2000 Olympic Games	8-0, Gold Medal
Mike Jackson	1978 FIBA World Championship	6-4, Fifth Place
Josiah-Jordan James	2018 U18 FIBA Americas Championship	6-0, Gold Medal
Scooter McFadgon	1999 Youth Development Festival (South)	5-0, Gold Medal
Dyron Nix	1988 Select Team	N/A
Doug Roth	1985 U.S. Olympic Festival (South)	3-1, Silver Medal
Ron Slay	2005 Tournament of the Americas	4-6, Fourth Place
Tyler Smith	2003 Youth Development Festival (South)	4-1, Gold Medal
	2004 Youth Development Festival (South)	5-0, Gold Medal
Jarnell Stokes	2012 U18 FIBA Americas Championship	5-0, Gold Medal
	2013 U19 FIBA World Championship	9-0, Gold Medal
C.J. Watson	2003 U19 FIBA Junior World Championship	7-1, Fifth Place
Tony White	1993 Tournament of the Americas	6-1, Gold Medal

Coach	Event/Team	Result
Don DeVoe, HC	1989 U.S. Olympic Festival (South)	1-3, Fourth Place
Jerry Green, Asst.	1993 COPABA U22 Qualifying Tournament	6-1, Silver Medal
	1993 U22 World Championship	8-0, Gold Medal
Cuonzo Martin, Asst.	2011 World University Games Team	7-1, Fifth Place

OLYMPIC GAMES HISTORY

Player	Year	Country	Result
Ernie Grunfeld	1976 (Montreal)	United States	7-0, Gold Medal
Allan Houston	2000 (Sydney)	United States	8-0, Gold Medal
Uroš Plavšić	2024 (Paris)	Serbia	4-2, Bronze Medal



OUTLOOK
PLAYERS
STAFF
REVIEW
RESULTS
RECORDS
HONORS
POSTSEASON
VOLMANAC
MEDIA INFO



SEC CHAMPIONSHIP TEAMS




1935-36 SEC Regular Season (outright)/Tournament Champions
15-6 Overall • 8-4 SEC

Front Row: (L-R) George Krisle, Marion Perkins, Floyd "Biggy" Marshall, Harry Anderson, Everett Martin, Tipton Masterson, Alvin Rice and Gene Johnson. **Back Row:** Earl Riggs, Hooper Eblen, Herschel Brand, Jack Pick, John Fisher, Kellar Smith, Robert Fulton and Allen Ramsey.



1940-41 SEC Regular Season (outright)/Tournament Champions
17-5 Overall • 8-3 SEC

Front Row: (L-R) Mike Balitsaris, Gilbert Huffman, Frank Thomas, Bernie Mehen and John Clark. **Back Row:** James Allen, John Thomason, William Luttrell, Paul Herman, Bernard O'Neil and William Binks.



1942-43 SEC Regular Season (outright)/Tournament Champions
14-4 Overall • 6-3 SEC

Front Row: (L-R) Homer Van Vleet, Bill Bailey, Ralph Chancey, Paul Herman, Ted Cook, Wildreth McAshan and Gordon Wooton. **Back Row:** George Balitsaris, Wright Hollingsworth, Marshall Hawkins, Bruce Houchin, Dick Mehen, Larry Partridge, Bill Wright and Richard Fromm.




1966-67 SEC Regular Season Champions (outright)
21-7 Overall • 15-3 SEC

Front Row: (L-R) Stu Aberdeen, Wes Coffman, Bill Hann, Ray Mears, Bill Justus, Bobby Jack Guinn and Jerry Parker. **Back Row:** Greg Coffman, Malcolm "Mac" Petty, David Bell, Tom Boerwinkle, Ron Widby, Tom Hendrix and Phil French.



1971-72 SEC Regular Season Champions
19-6 Overall • 14-4 SEC

Front Row: (L-R) Stu Aberdeen, Steve Hirschorn, Mike Edwards, Ray Mears, Eddie Voelker, John Snow and A.W. Davis. **Back Row:** Jerry McClanahan, Marty Morris, Larry Robinson, Wayne Tomlinson, Len Kosmalski, Lloyd Richardson, Bill Seale, Wilbert Cherry, Jimmy England and David Mills.



1976-77 SEC Regular Season Champions
22-6 Overall • 16-2 SEC

Front Row: (L-R) Stu Aberdeen, Jerry Finestone, Mike Jackson, Ray Mears, Johnny Darden, Ralph Parton and Cliff Wettig. **Back Row:** Tom Deaton, Jeff Singerman, Bert Bertelkamp, Steve Gill, Terry Crosby, Mike Stapleton, Reggie Johnson, Bernard King, Ernie Grunfeld, Chuck Threaths, David Cockrill, Doug Ashworth, Bobby Brockman and Frank Harrell.

SEC CHAMPIONSHIP TEAMS



1978-79 SEC Tournament Champions
21-12 Overall • 12-6 SEC

Front Row (L-R) Ralph Parton, Bert Bertelkamp, Terry Crosby, Kenne Teffteller, Michael Joyce and Johnny Darden. **Back Row:** James Merriweather, Mike Stapleton, Chuck Threeths, Howard Wood, Kevin Nash, Reggie Johnson, David Cockrill, Steve Ray and Gary Carter.



1981-82 SEC Regular Season Champions
20-10 Overall • 13-5 SEC

Front Row (L-R) John Byers, Steve Muldowny, Mike Rollo, Barry Smith and Rip Johnson. **Middle Row:** Tyrone Beaman, Ed Littleton, Michael Brooks, Jerald Hyatt, Myron Carter, Gary Carter and Kevin Woods. **Back Row:** Bobby Stevens, Jack Fertig, Steve Ray, Walter Evans, Dale Ellis, Seth McDonald, Dan Federmann, Willie Burton, Kirk Naler, Randy Bates, Bob Burton and Don DeVoe.



1999-2000 SEC Regular Season Champions
26-7 Overall • 12-4 SEC

Front Row (L-R) Del Baker, Vegas Davis, Harris Walker, Jenis Grindstaff, Tony Harris, Jon Higgins and Terrence Woods. **Back Row:** Jerry Green, Byron Samuels, Eric Pauley, Vincent Yarbrough, C.J. Black, Marcus Haislip, Charles Hathaway, Isiah Victor, Ron Slay, Zach Turner, Chris Ferguson and Ray Grant.



2007-08 SEC Regular Season Champions (outright)
31-5 Overall • 14-2 SEC

Front Row (L-R) Tanner Wild, Cameron Tatum, Jordan Howell, Chris Lofton, JaJuan Smith, Josh Tabb, Ramar Smith and Steven Pearl. **Back Row:** Derrick Delagrana, Quinn Cannington, Rick Daniels-Mulholland, J.P. Prince, Duke Crews, Brian Williams, Wayne Chism, Ryan Childress, Tyler Smith, Brett Jackson and Justin Jackson.



2017-18 SEC Regular Season Champions
26-9 Overall • 13-5 SEC

Front Row (L-R): James Daniel III, Lamonté Turner, Brad Woodson, Jordan Bone, Jordan Bowden, Lucas Campbell, Chris Darrington and Jacob Fleschman; **Back Row (L-R):** Yves Pons, Grant Williams, John Fulkerson, Kyle Alexander, Zach Kent, Derrick Walker, Admiral Schofield and Jalen Johnson.



2021-22 SEC Tournament Champions
27-8 Overall • 14-4 SEC

Front Row (L-R): Kennedy Chandler, Kent Gilbert, Justin Powell, Victor Bailey, Jr., Santiago Vescovi, Jahmai Mashack, Isaiah Sulack, Quentin Diboundje and Zakai Zeigler; **Back Row (L-R):** Brock Jancek, Olivier Nkamhoua, Cole Morris, Jonas Aidoo, Uroš Plavšić, Handje Tamba, Brandon Huntley-Hatfield, John Fulkerson and Josiah-Jordan James.

OUTLOOK

PLAYERS

STAFF

REVIEW

RESULTS

RECORDS

HONORS

POSTSEASON

VOLMANAC

MEDIA INFO



SEC CHAMPIONSHIP TEAMS



**2023-24 SEC Regular Season Champions (outright)
27-9 Overall • 14-4 SEC**
Front Row: (L-R) Grant Hurst, Zakai Zeigler, Jordan Gainey, Santiago Vescovi, Josiah-Jordan James, Freddie Dillione V, D.J. Jefferson and Kaylan Makan. **Back Row:** Jahmai Mashack, Cameron Carr, Cade Phillips, J.P. Estrella, Jonas Aidoo, Tobe Awaka, Colin Coyne and Dalton Knecht.

SEC DIVISIONAL CHAMPIONS

■ EASTERN DIVISION CHAMPIONSHIPS

Year	Head Coach	Record
1998-99	Jerry Green	21-9 (12-4 SEC)
1999-00	Jerry Green	26-7 (12-4 SEC)
2005-06	Bruce Pearl	22-8 (12-4 SEC)
2007-08	Bruce Pearl	31-5 (14-2 SEC)
2008-09	Bruce Pearl	21-13 (10-6 SEC)

From 1991-92 through 2010-11, the SEC had two divisions and recognized a champion in each one.

Tennessee won five division titles during that time, claiming the overall SEC regular season crown in two of them (1999-2000 and 2007-08).



In 2023-24, **Zakai Zeigler** and **Josiah-Jordan James** helped Tennessee clinch its 11th SEC regular season title, including its sixth outright, with a March 6 victory at No. 17 South Carolina, 66-59.



VOLS IN THE NBA DRAFT HISTORY (55)

Year	Player	Round (Overall)	Team	Year	Player	Round (Overall)	Team
1948*	Marshall Hawkins	3rd (26)	Boston	1981	Howard Wood	2nd (27)	Utah
1948	Paul Walther	4th (39)	Minneapolis	1982	Gary Carter	5th (94)	San Diego
1950	Art Burris	3rd (31)	Fort Wayne	1983	Dale Ellis	1st (9)	Dallas
	Hugh "Ed" Jones Jr.	7th (80)	Fort Wayne	1984	Dan Federmann	5th (114)	Philadelphia
	Ed "Britches" Montgomery	12th (121)	Philadelphia		Willie Burton	6th (125)	Denver
1953	Doug Atkins	17th (119)	Minneapolis	1985	Michael Brooks	4th (88)	Houston
1955	Ed Wiener	4th (25)	Philadelphia	1987	Tony White	2nd (33)	Chicago
1956	Carl Widseth	12th (83)	Minneapolis		Fred Jenkins	6th (129)	Houston
1959	Gene Tormohlen	2nd (11)	Syracuse	1989	Dyron Nix	2nd (29)	Charlotte
1960	Dalen Showalter	4th (25)	Cincinnati		Doug Roth	2nd (41)	Washington
1963	Orb Bowling	11th (76)	New York	1993	Allan Houston	1st (11)	Detroit
1964	Danny Schultz	8th (64)	Baltimore	1996	Steve Hamer	2nd (38)	Boston
1965	A.W. Davis	5th (43)	Los Angeles Lakers	2002	Marcus Haislip	1st (13)	Milwaukee
1966	Austin "Red" Robbins	6th (59)	Philadelphia		Vincent Yarbrough	2nd (32)	Denver
	Howard Bayne	15th (107)	Baltimore	2011	Tobias Harris	1st (19)	Charlotte
1967	Ron Widby	12th (126)	Chicago	2014	Jarnell Stokes	2nd (35)	Utah
1968	Tom Boerwinkle	1st (4)	Chicago		Jordan McRae	2nd (58)	San Antonio
1969	Billy Hann	4th (53)	Atlanta	2015	Josh Richardson	2nd (40)	Miami
	Bill Justus	10th (140)	Philadelphia	2019	Grant Williams	1st (22)	Boston
1970	Bobby Croft	8th (123)	Boston		Admiral Schofield	2nd (42)	Philadelphia
1971	Don Johnson	5th (77)	Baltimore		Jordan Bone	2nd (57)	New Orleans
	Jimmy England	6th (100)	Chicago	2021	Keon Johnson	1st (21)	New York Knicks
1973	Larry Robinson	16th (199)	Philadelphia		Jaden Springer	1st (28)	Philadelphia
1974	Len Kosmalski	2nd (24)	Kansas City-Omaha	2022	Kennedy Chandler	2nd (38)	San Antonio
1977	Bernard King	1st (7)	New York Nets	2023	Julian Phillips	2nd (35)	Boston
	Ernie Grunfeld	1st (11)	Milwaukee	2024	Dalton Knecht	1st (17)	Los Angeles Lakers
	Mike Jackson	7th (133)	Buffalo				
1979	Terry Crosby	3rd (62)	Kansas City				
1980	Reggie Johnson	1st (15)	San Antonio				

* Selected in the draft for the BAA, which later merged with the NBA.



Tennessee had eight players selected in the American Basketball Association Draft: **Ron Widby** (1967, 5th round, New Orleans); **Tom Boerwinkle** (1968, 1st round, Denver); **Bill Justus** (1969, 7th round, Denver); **Bobby Croft** (1970, 3rd round, Texas); **Jimmy England** (1971, 11th round, Indiana); **Don Johnson** (1971, 16th round, Memphis); **Mike Edwards** (1973, 8th round, Indiana); **Len Kosmalski** (1974, 2nd round, Utah).

The now-defunct American Basketball Association existed for nine full seasons, from 1967-76.

NBA VOLS BY FRANCHISE

ATLANTA HAWKS

7-Dick Mehen 1951-52
8-Gene Tormohlen 1962-70

BOSTON CELTICS

Dick Mehen 1950-51
Steve Hamer 1996-97
Grant Williams 2019-23
Josh Richardson 2021-22
Jaden Springer 2023-24

BROOKLYN NETS

12-Bernard King 1977-79, 1992-93
12-Reggie Johnson 1983-84
C.J. Watson 2012-13
Keon Johnson 2023-24

CHARLOTTE HORNETS

Dale Ellis 1999-2000
Grant Williams 2023-24

CHICAGO BULLS

Tom Boerwinkle 1968-78
Tony White 1987-88
C.J. Watson 2010-12
Julian Phillips 2023-24

CLEVELAND CAVALIERS

Reggie Johnson 1981-82
Scotty Hopson 2013-14
Jordan McRae 2015-16

DALLAS MAVERICKS

Dale Ellis 1983-86
Scotty Hopson 2017-18
Josh Richardson 2020-21
Grant Williams 2023-24

DENVER NUGGETS

Dale Ellis 1986-91
Vincent Yarbrough 2002-03
Jarnell Stokes 2016-17

DETROIT PISTONS

9-Dick Mehen 1950-51
9-Art Burris 1951-52
9-Paul Walther 1954-55
Bobby Hogsett 1966-67
Allan Houston 1994-96
Tobias Harris 2015-18
Jordan Bone 2019-20

GOLDEN STATE WARRIORS

Bernard King 1980-82
Tony White 1987-88
C.J. Watson 2007-10

INDIANA PACERS

Dyron Nix 1989-91
Marcus Haislip 2004-05
C.J. Watson 2013-15

LOS ANGELES CLIPPERS

Tobias Harris 2017-19
Keon Johnson 2021-22

LOS ANGELES LAKERS

1-Ted Cook 1947-48
2-Paul Walther 1949-50

MEMPHIS GRIZZLIES

Jarnell Stokes 2014-15
Yves Pons 2021-22
Kennedy Chandler 2022-23

MIAMI HEAT

Dale Ellis 2000-01
Josh Richardson 2015-19, 2023-24
Jarnell Stokes 2015-16
Kyle Alexander 2019-20

MILWAUKEE BUCKS

Ernie Grunfeld 1977-79
Dale Ellis 1990-91, 1999-2000

Marcus Haislip 2002-05
Tobias Harris 2011-13

NEW ORLEANS PELICANS

Josh Richardson 2022-23

NEW YORK KNICKS

Ernie Grunfeld 1982-86
Bernard King 1982-87
Tony White 1987-88
Allan Houston 1996-2005

OKLAHOMA CITY THUNDER

4-Dale Ellis 1986-91, 1997-99

ORLANDO MAGIC

Tobias Harris 2013-16
C.J. Watson 2015-17
Admiral Schofield 2021-24

PHILADELPHIA 76ERS

10-Garland O'Shields 1947-48
Reggie Johnson 1982-83
Tobias Harris 2018-24
Josh Richardson 2019-21
Jaden Springer 2021-23

PHOENIX SUNS

Ian Lockhart 1990-91
Jordan McRae 2015-16

PORTLAND TRAIL BLAZERS

Keon Johnson 2022-23

SACRAMENTO KINGS

5-Len Kosmalski 1974-76
5-Terry Crosby 1979-80
5-Ernie Grunfeld 1979-82
5-Reggie Johnson 1981-83

SAN ANTONIO SPURS

6-Bobby Croft 1970-71
Reggie Johnson 1980-82
Dale Ellis 1992-94
Marcus Haislip 2009-10
Josh Richardson 2022-23

UTAH JAZZ

Bernard King 1979-80
Howard Wood 1981-82

WASHINGTON WIZARDS

11-Bernard King 1987-92
Jordan McRae 2018-20
Doug Roth 1989-90
Admiral Schofield 2019-20

HISTORICAL FRANCHISE NAMES

- 1 = Minneapolis Lakers (NBL)
- 2 = Minneapolis Lakers (NBA)
- 3 = Charlotte Hornets (NBA)
- 4 = Seattle Supersonics (NBA)
- 5 = Kansas City Kings (NBA)
- 6 = Texas Chaparrals (ABA)
- 7 = Milwaukee Hawks (NBA)
- 8 = St. Louis Hawks (NBA)
- (1962-64, 1965-68)
- 9 = Ft. Wayne Pistons (NBA)
- 10 = Syracuse Nationals (NBL)
- 11 = Washington Bullets (NBA)
- 12 = New Jersey Nets (NBA)

Only current NBA franchises are listed. Several VFLs played for teams that no longer exist.

Players who transferred out of Tennessee and reached the NBA (Eldrick Bohannon, 1997 draftee Ed Gray and Tariq Owens) are not listed.

OUTLOOK

PLAYERS

STAFF

REVIEW

RESULTS

RECORDS

HONORS

POSTSEASON


VOLMANAC

MEDIA INFO

THE NBA: WHO, WHERE, WHEN

Player	Team	Years
Kyle Alexander	Miami	2019-20
Howard Bayne	Kentucky (ABA)	1967-68
Tom Boerwinkle	Chicago	1968-69 to 1977-78
Jordan Bone	Detroit	2019-20
	Orlando	2020-21
Orb Bowling	Kentucky (ABA)	1967-68
Art Burris	Fort Wayne	1950-51 to 1951-52
Kennedy Chandler	Memphis	2022-23
Ted Cook	Minneapolis (NBL)	1947-48
Bobby Croft	Kentucky/Texas (ABA)	1970-71
Terry Crosby	Kansas City	1979-80
Dale Ellis	Dallas	1983-84 to 1985-86
	Seattle	1986-87 to 1990-91
	Milwaukee	1990-91 to 1991-92
	San Antonio	1992-93 to 1993-94
	Denver	1994-95 to 1996-97
	Seattle	1997-98 to 1998-99
	Charlotte	1999-00
	Milwaukee	1999-00
	Miami	2000-01
Ernie Grunfeld	Milwaukee	1977-78 to 1978-79
	Kansas City	1979-80 to 1981-82
	New York	1982-83 to 1985-86
Marcus Haislip	Milwaukee	2002-03 to 2004-05
	Indiana	2004-05
	San Antonio	2009-10
Steve Hamer	Boston	1996-97
Tobias Harris	Milwaukee	2011-12 to 2012-13
	Orlando	2012-13 to 2015-16
	Detroit	2015-16 to 2017-18
	Los Angeles Clippers	2017-18 to 2018-19
	Philadelphia 76ers	2018-19 to 2023-24
	Detroit Pistons	Present
Marshall Hawkins	Oshkosh (NBL)	1948-49
	Indianapolis	1949-50
Bobby Hogsett	Detroit	1966-67
	Pittsburgh (ABA)	1967-68
Scotty Hopson	Cleveland	2013-14
	Dallas	2017-18
	Oklahoma City	2021-22
Allan Houston	Detroit	1994-95 to 1995-96
	New York	1996-97 to 2004-05
Keon Johnson	Los Angeles Clippers	2021-22
	Portland	2022-23
Reggie Johnson	Brooklyn	2023-24 to Present
	San Antonio	1980-81 to 1981-82
	Cleveland	1981-82
	Kansas City	1981-82 to 1982-83
	Philadelphia	1982-83
	New Jersey	1983-84
Bernard King	New Jersey	1977-78 to 1978-79
	Utah	1979-80
	Golden State	1980-81 to 1981-82
	New York	1982-83 to 1986-87
	Washington	1987-88 to 1991-92
	New Jersey	1992-93
Dalton Knecht	Los Angeles Lakers	Present
Len Kosmalski	Kansas City/Omaha	1974-75
	Kansas City	1975-76
Ian Lockhart	Phoenix	1990-91
Jordan McRae	Phoenix	2015-16
	Cleveland	2015-16 to 2016-17
	Washington	2018-20
	Denver	2020
Dick Mehen	Detroit	2020
	Toledo (NBL)	1947-48
	Waterloo (NBL/NBA)	1948-49 to 1949-50
	Baltimore	1950-51
	Boston	1950-51
	Fort Wayne	1950-51
	Milwaukee	1951-52
Dyron Nix	Indiana	1989-90 to 1990-91
Garland O'Shields	Chicago	1946-47
	Syracuse (NBL)	1947-48
Julian Phillips	Chicago	2023-24 to Present
Yves Pons	Memphis	2021-22
Josh Richardson	Miami	2015-16 to 2018-19
	Philadelphia	2019-20

	Dallas	2020-21
	Boston	2021-22
	San Antonio	2022-23
	New Orleans	2023
	Miami	2023-24 to Present
Austin "Red" Robbins	New Orleans (ABA)	1967-68 to 1969-70
	Utah (ABA)	1970-71 to 1971-72
	San Diego (ABA)	1972-73 to 1973-74
	Kentucky (ABA)	1973-74 to 1974-75
	Virginia (ABA)	1974-75
Doug Roth	Washington	1989-90
Admiral Schofield	Washington	2019-20
	Orlando	2021-22 to 2023-24
Jaden Springer	Philadelphia	2021-22 to 2023-24
	Boston	2023-24 to Present
Jarnell Stokes	Memphis	2014-15 to 2015-16
	Miami	2015-16
	Denver	2016-17
Gene Tormohlen	St. Louis	1962-63 to 1963-64
	St. Louis	1965-66 to 1967-68
	Atlanta	1969-70
Paul "Lefty" Walther	Minneapolis	1949-50
	Indianapolis	1949-50
	Indianapolis	1950-51 to 1953-54
	Fort Wayne	1954-55
Tony White	Chicago	1987-88
	New York	1987-88
	Golden State	1987-88
Ron Widby	New Orleans (ABA)	1967-68
C.J. Watson	Golden State	2007-08 to 2009-10
	Chicago	2010-12
	Brooklyn	2012-13
	Indiana	2013-14 to 2014-15
	Orlando	2015-16 to 2016-17
Grant Williams	Boston	2019-20 to 2022-23
	Dallas	2023-24
	Charlotte	2023-24 to Present
Howard Wood	Utah	1981-82
Vincent Yarbrough	Denver	2002-03



■ NBA ALL-STAR

- 1951-52** Paul "Lefty" Walther, G
Indianapolis Olympians
- 1981-82** Bernard King, F
Golden State Warriors
- 1983-84** Bernard King, F
New York Knicks
- 1984-85** Bernard King, F
New York Knicks
- 1988-89** Dale Ellis, F
Seattle Supersonics
- 1990-91** Bernard King, F
Washington Bullets
- 1999-2000** Allan Houston, G
New York Knicks
- 2000-01** Allan Houston, G
New York Knicks

■ ALL-NBA TEAM

- 1981-82** Bernard King, F (2nd Team)
Golden State Warriors
- 1983-84** Bernard King, F (1st Team)
New York Knicks
Finished second in NBA MVP voting
- 1984-85** Bernard King, F (1st Team)
New York Knicks
- 1988-89** Dale Ellis, F (3rd Team)
Seattle Supersonics
- 1990-91** Bernard King, F (3rd Team)
Washington Bullets

■ NBA FINALS CHAMPION

- 1982-83** Reggie Johnson, F
Philadelphia 76ers
- 2015-16** Jordan McRae, G
Cleveland Cavaliers
- 2023-24** Jaden Springer, G
Boston Celtics

■ NBA MOST IMPROVED PLAYER

- 1986-87** Dale Ellis, F
Seattle Supersonics

■ NBA PLAYER OF THE MONTH

- Jan. 1981** Bernard King, F
Golden State Warriors
- Jan. 1984** Bernard King, F
New York Knicks

■ NBA ROOKIE OF THE MONTH

- Mar. 2016** Josh Richardson, G
Miami Heat

■ NBA PLAYER OF THE WEEK

- 1/4/1981** Bernard King, F
Golden State Warriors
- 12/20/1981** Bernard King, F
Golden State Warriors
- 2/5/1984** Bernard King, F
New York Knicks
- 11/25/1984** Bernard King, F
New York Knicks
- 1/31/1988** Bernard King, F
Washington Bullets
- 1/8/1989** Dale Ellis, F
Seattle Supersonics
- 1/13/1991** Bernard King, F
Washington Bullets
- 11/17/1996** Dale Ellis, F
Denver Nuggets
- 2/16/2003** Allan Houston, G
New York Knicks
- 1/13/2020** Josh Richardson, G
Philadelphia 76ers
- 1/4/2021** Tobias Harris, F
Philadelphia 76ers

■ NBA STATISTICAL CHAMPION

- 1970-71** Tom Boerwinkle, C
Chicago Bulls
Total Rebound Percentage: 22.6
- 1984-85** Bernard King, F
New York Knicks
Points Per Game: 32.9
- 1986-87** Dale Ellis, F
Seattle Supersonics
3-Point FG Attempts: 240
- 1997-98** Dale Ellis, F
Seattle Supersonics
3-Point FG Percentage: .464
Effective FG Percentage: .588
- 2002-03** Allan Houston, G
New York Knicks
Free-Throw Percentage: .919

■ ABA ALL-STAR

- 1967-68** Austin "Red" Robbins, F/C
New Orleans Buccaneers
- 1968-69** Austin "Red" Robbins, F/C
New Orleans Buccaneers
- 1969-70** *Austin "Red" Robbins, F/C
New Orleans Buccaneers
- 1970-71** Austin "Red" Robbins, F/C
Utah Stars

* injured, did not play

■ ALL-ABA TEAM

- 1968-69** Austin Robbins, F/C (2nd Team)
New Orleans Buccaneers
- 1969-70** Austin Robbins, F/C (2nd Team)
New Orleans Buccaneers

■ ABA FINALS CHAMPION

- 1970-71** Austin "Red" Robbins, F/C
Utah Stars

■ ALL-NBL TEAM

- 1948-49** Dick Mehen, F/C
Waterloo Hawks

■ NBL STATISTICAL CHAMPION

- 1948-49** Dick Mehen, F/C
Waterloo Hawks
Total Field Goals: 315



Jordan McRae won an NBA Finals Championship with the Cleveland Cavaliers in 2015-16.

OUTLOOK

PLAYERS

STAFF

REVIEW

RESULTS

RECORDS

HONORS

POSTSEASON

VOLMANAC

MEDIA INFO



ANNUAL TEAM AWARDS

LOWELL BLANCHARD MOST IMPROVED

The Lowell Blanchard Award was given to the Tennessee player who demonstrated the most improvement during the season. The award is named after Lowell Blanchard, who joined with John Ward to broadcast UT basketball games in the 1960s. An early pioneer of country music, Blanchard gained fame when he hosted the Mid-Day Merry-Go-Round and the Tennessee Barn Dance on WNOX in Knoxville.

1963	A.W. Davis
1964	Larry McIntosh
1965	Pat Robinette
1966	Jim Cornwall
1967	Tom Boerwinkle
1968	Bill Hann
1969	Don Johnson
1970	Dickie Johnston
1971	Lloyd Richardson
1972	Steve Hirschorn
1973	Mike Edwards
1974	Len Kosmalski
1975	Doug Ashworth
1976	Mike Jackson
1977	Terry Crosby
1978	Bert Bertelkamp
1979	Terry Crosby
1980	Howard Wood
1981	Dale Ellis
1982	Michael Brooks
1983	Tyrone Harper
1984	Rob Jones
1985	Anthony Richardson
1986	Tony White
1987	Doug Roth
1988	Ian Lockhart
1989	Doug Roth
1990	Ronnie Reese
1991	Lang Wiseman
1992	Carlus Groves
1993	Corey Allen
1994	No Recipient
1995	Shane Carnes
1996	Aaron Green
1997	C.J. Black
1998	Rashard Lee
1999	Isiah Victor
2000	Vincent Yarbrough
	Del Baker
2001	Jon Higgins
2002	Marcus Haislip
2003	Brandon Crump
2004	Major Wingate
2005	Chris Lofton
2006	JaJuan Smith
	Major Wingate
2007	Ryan Childress
	JaJuan Smith
2008	Wayne Chism
2009	Brian Williams
2010	Steven Pearl
2011	Josh Bone
2012	Yemi Makanjuola
2013	Armani Moore
2014	Josh Richardson
2015	Derek Reese

BURCHFIELD-MOSS MOST COURAGEOUS

Named in honor of Ricky Burchfield and David Moss, the Most Courageous Award went to the Vol who displayed the most courage and desire to overcome any obstacle in his way. The award is named after Ricky Burchfield, a young fan that was afflicted by Leukemia and was adopted by the 1969 Vol squad, and player David Moss, who lost a leg due to cancer in 1975.

1972	John Snow
1973	Rodney Woods
1974	David Moss
1975	Rodney Woods
1976	Doug Ashworth
1977	Ernie Grunfeld
1978	Terry Crosby
1979	Howard Wood
1980	Gary Carter
1981	Steve Ray
1982	Steve Ray
1983	Tyrone Beaman
1984	Tyrone Beaman
1985	Myron Carter
1986	Mark Griffin
1987	Fred Jenkins
1988	Mark Griffin
1989	Mark Griffin
1990	Carlus Groves
1991	Gannon Goodson
1992	Daryl Milson
1993	Steve Hamer
1994	No Recipient
1995	No Recipient
1996	Shane Williams
	Damon Johnson
1997	Torrey Harris
1998	Aaron Green
1999	Aaron Green
2000	Jenis Grindstaff
2001	Charles Hathaway
2002	Jenis Grindstaff
2003	Ron Slay
2004	Dane Bradshaw
2005	C.J. Watson
2006	Jordan Howell
2007	Chris Lofton
2008	Tyler Smith
2009	Emmanuel Negedu
	Tanner Wild
2010	Chad Newman (trainer)
2011	Michael Hubert
2012	Jarnell Stokes
2013	Skylar McBee
2014	Jeronne Maymon
2015	Armani Moore

TEAM BEFORE SELF

1959	Don Reeverts
1960	Dalen Showalter
1961	Bobby Carter
1962	Tommy Wilson
1963	Jerry Parker
1964	Sid Elliott
1965	Pat Robinette
1966	Jim Cornwall
1967	Tom Hendrix
1968	Tom Hendrix
	Bill Hann
	Bill Hann
1969	
1970	Rudy Kinard
1971	Jim Woodall
1972	Steve Hirschorn
1973	Rodney Woods
1974	Rodney Woods
1975	Rodney Woods
1976	Johnny Darden
1977	Ernie Grunfeld
1978	Johnny Darden
1979	Reggie Johnson
1980	Bert Bertelkamp
1981	Steve Ray
1982	Steve Ray
1983	Willie Burton
1984	Rob Jones
1985	Fred Jenkins
1986	Rob Jones
1987	Fred Jenkins
1988	Clarence Swearingen
1989	No Recipient
1990	Ian Lockhart
1991	No Recipient
1992	Michael Curry
1993	LaMarcus Golden
1994	No Recipient
1995	Damon Johnson
1996	Shane Williams
1997	Charles Hathaway
1998	Anthony Sewell
1999	Torrey Harris
2000	C.J. Black
2001	Marcus Haislip
2002	Jon Higgins
2003	Zach Turner
2004	Justin Albrecht
2005	Dane Bradshaw
2006	Dane Bradshaw
2007	Jordan Howell
	Ramar Smith
2008	Chris Lofton
2009	Scotty Hopson
	Renaldo Woolridge
2010	Josh Bone
2011	John Fields
2012	Brandon Lopez
2013	Kenny Hall
2014	D'Montre Edwards
2015	Josh Richardson

IRON VOL STRENGTH AWARD

2006	Dane Bradshaw
2007	Ryan Childress
2008	Chris Lofton
	Jordan Howell
2009	Wayne Chism
2010	Wayne Chism
	Kenny Hall
	Skylar McBee
	Steven Pearl
2011	Melvin Goins
2012	Jeronne Maymon
2013	Rob Murphy
2014	A.J. Davis
2015	Galen Campbell

WADE HOUSTON LEADERSHIP AWARD


Conceptualized by head coach Rick Barnes—along with input from Allan Houston, Wade's son—the award is presented annually following the completion of Tennessee's basketball season to the team member who best exemplified leadership, a team-first approach and exemplary work ethic.

2019	Admiral Schofield
2020	Yves Pons
2021	Josiah-Jordan James
2022	Josiah-Jordan James
2023	Zakai Zeigler
2024	Zakai Zeigler

HISTORICAL TEAM HONORS

A "Team MVP Award" was presented from 1964-2005; A "Tennessee Thoroughbred Award" was presented to the player who made the biggest impact on team spirit and squad morale from 1964-90; A "Coach's Award" was presented from 1972-2010; From 1964-2005, individual awards were presented for best free-throw percentage, most total rebounds and most total assists.

POSTSEASON



ALL-TIME SEC TOURNAMENT RESULTS (74-58)

Year	Site	UT Seed	Opponent	Result
1933	Atlanta	--	Georgia Tech	W, 30-24
	Atlanta	--	LSU	L, 43-55
1934	Atlanta	--	Auburn	W, 43-26
	Atlanta	--	LSU	W, 42-35
	Atlanta	--	Alabama	L, 26-29
	No Tournament			
1936	Knoxville	--	Auburn	W, 43-25
	Knoxville	--	Kentucky	W, 39-28
	Knoxville	--	Alabama*	W, 29-25
1937	Knoxville	--	Georgia	W, 35-11
	Knoxville	--	Alabama	W, 42-25
	Knoxville	--	Kentucky*	L, 25-39
1938	Baton Rouge	--	Miss. State	W, 41-34
	Baton Rouge	--	Ole Miss	L, 40-45
1939	Knoxville	--	Auburn	W, 49-35
	Knoxville	--	Vanderbilt	W, 39-36
	Knoxville	--	Kentucky*	L, 38-46
1940	Knoxville	--	Georgia Tech	W, 55-43
	Knoxville	--	Florida	W, 42-32
	Knoxville	--	Kentucky	L, 29-30
1941	Louisville	--	Miss. State	W, 35-29
	Louisville	--	Georgia	W, 41-39
	Louisville	--	Florida	W, 47-26
	Louisville	--	Kentucky*	W, 36-33
1942	Louisville	--	Georgia	W, 62-50
	Louisville	--	Miss. State	W, 50-40
	Louisville	--	Alabama	L, 18-21
1943	Louisville	--	Vanderbilt	W, 41-31
	Louisville	--	LSU	W, 52-34
	Louisville	--	Kentucky*	W, 33-30
1944 No Team (WWII)				
1945	Louisville	--	Ole Miss	W, 59-37
	Louisville	--	Auburn	W, 56-24
	Louisville	--	Georgia Tech	W, 41-37
	Louisville	--	Kentucky*	L, 35-39
1946	Louisville	--	Vanderbilt	W, 46-32
	Louisville	--	Alabama	L, 24-35
1947	Louisville	--	Georgia	W, 58-45
	Louisville	--	Tulane	L, 41-47
1948	Louisville	--	Miss. State	W, 73-52
	Louisville	--	Ole Miss	W, 81-62
	Louisville	--	Kentucky	L, 47-70
1949	Louisville	--	Miss. State	W, 73-46
	Louisville	--	Ole Miss	W, 74-49
	Louisville	--	Kentucky	L, 44-83
1950	Louisville	--	Georgia Tech	W, 63-56
	Louisville	--	Vanderbilt	W, 50-44
	Louisville	--	LSU	W, 81-79 ot
	Louisville	--	Kentucky*	L, 58-95
1951	Louisville	--	Vanderbilt	L, 52-88
1952	Louisville	--	Alabama	W, 61-60
	Louisville	--	Kentucky	L, 66-81
1953-78 No Tournament				
1979	Birmingham	2	Auburn (9)	W, 75-64
	Birmingham	2	Kentucky* (6)	W, 75-69 ot
1980	Birmingham	4	Ole Miss (5)	L, 74-76
1981	Birmingham	3	Ole Miss (6)	L, 72-81
1982	Lexington	2	Vanderbilt (7)	W, 57-54
	Lexington	2	Alabama (3)	L, 50-56
1983	Birmingham	7	Florida (10)	W, 78-62
	Birmingham	7	LSU (2)	W, 74-71
	Birmingham	7	Georgia (6)	L, 60-79
1984	Nashville	6	Florida (3)	W, 80-74 ot
	Nashville	6	Auburn (2)	L, 58-60
1985	Birmingham	7	Vanderbilt (10)	W, 71-51
	Birmingham	7	Georgia (2)	L, 61-67
1986	Lexington	8	Ole Miss (9)	L, 56-73
1987	Atlanta	8	Vanderbilt (9)	W, 74-57
	Atlanta	8	Alabama (1)	L, 60-68
1988	Baton Rouge	6	Florida (3)	L, 60-69
1989	Knoxville	5	LSU (4)	W, 95-77
	Knoxville	5	Florida (1)	L, 71-76

Year	Site	UT Seed	Opponent	Result
1990	Orlando	4	Ole Miss (5)	L, 86-87
1991	Nashville	9	Ole Miss (8)	W, 94-85
	Nashville	9	Miss. State (1)	W, 87-70
	Nashville	9	Georgia (5)	W, 85-65
	Nashville	9	Alabama* (3)	L, 69-88
1992	Birmingham	E3	South Carolina (E6)	W, 70-63
	Birmingham	E3	LSU (W2)	L, 89-99
1993	Lexington	E6	Auburn (W3)	W, 78-76
	Lexington	E6	Kentucky (E2)	L, 40-101
1994	Memphis	E6	Miss. State (W3)	L, 69-73
1995	Atlanta	E6	Auburn (W5)	L, 43-55
1996	New Orleans	E6	Alabama (W3)	W, 77-65
	New Orleans	E6	Georgia (E2)	L, 63-74
1997	Memphis	E6	Auburn (W3)	L, 54-67
1998	Atlanta	E3	LSU (W6)	W, 72-65
	Atlanta	E3	Arkansas (W2)	L, 96-102
1999	Atlanta	E1	Miss. State (W4)	L, 56-62
2000	Atlanta	E1	South Carolina (E5)	L, 68-75
2001	Nashville	E4	Auburn (W5)	W, 73-66
	Nashville	E4	Ole Miss (W1)	L, 73-86
2002	Atlanta	E4	Arkansas (W5)	W, 68-61
2003	Atlanta	E4	Alabama (W1)	L, 72-91
2003	New Orleans	E3	Auburn (W2)	L, 53-66
2004	Atlanta	E6	Alabama (W3)	L, 49-84
2005	Atlanta	E5	Arkansas (W4)	W, 65-46
	Atlanta	E5	Kentucky (E1)	L, 76-62
2006	Nashville	E1	South Carolina (E5)	L, 71-79
2007	Atlanta	E3	LSU (W6)	L, 67-76 ot
2008	Atlanta	E1	South Carolina (E5)	W, 89-87
	Atlanta	E1	Arkansas (W2)	L, 91-92
2009	Tampa	E1	Alabama (W4)	W, 86-62
	Tampa	E1	Auburn (W2)	W, 94-85
	Tampa	E1	Miss. State* (W3)	L, 61-64
2010	Nashville	E3	LSU (W6)	W, 59-49
	Nashville	E3	Ole Miss (W2)	W, 76-65
	Nashville	E3	Kentucky (E1)	L, 45-74
2011	Atlanta	E5	Arkansas (W4)	W, 74-68
		E5	Florida (E1)	L, 74-85
2012	New Orleans	2	Ole Miss (7)	L, 72-77
2013	Nashville	5	Mississippi State (13)	W, 69-53
	Nashville	5	Alabama (4)	L, 48-58
2014	Atlanta	4	South Carolina (13)	W, 59-44
	Atlanta	4	Florida (1)	L, 49-56
2015	Nashville	10	Vanderbilt (7)	W, 67-61
	Nashville	10	Arkansas (2)	L, 72-80
2016	Nashville	12	Auburn (13)	W, 97-59
	Nashville	12	Vanderbilt (5)	W, 67-65
	Nashville	12	LSU (5)	L, 75-84
2017	Nashville	9	Georgia (8)	L, 57-59
2018	St. Louis	2	Mississippi State (7)	W, 62-59
	St. Louis	2	Arkansas (6)	W, 84-66
	St. Louis	2	Kentucky* (4)	L, 72-77
2019	Nashville	3	Mississippi State (6)	W, 83-76
	Nashville	3	Kentucky (2)	W, 82-78
	Nashville	3	Auburn* (5)	L, 64-84
2020 No Tournament (COVID-19 pandemic)				
2021	Nashville	4	Florida (5)	W, 78-66
	Nashville	4	Alabama (1)	L, 68-73
2022	Tampa	2	Mississippi State (10)	W, 72-59
	Tampa	2	Kentucky (3)	W, 69-62
	Tampa	2	Texas A&M* (8)	W, 65-50
2023	Nashville	5	Ole Miss (13)	W, 70-55
	Nashville	5	Missouri (4)	L, 71-79
2024	Nashville	1	Mississippi State (9)	L, 56-73

*Championship Game

From 1933-52, the winner of the tournament was declared the league champion, except for 1935 (no tournament). The tournament did not take place from 1953-78. It was then reinstituted in 1979 to determine the league's representative in the NCAA Tournament.

vs. OPPONENTS IN SEC TOURNAMENT

Alabama 5-11

1934	L	26-29
1936	W	29-25*
1937	W	42-25
1942	L	18-21
1946	L	24-35
1952	W	61-60
1982	L	50-56
1987	L	60-68
1991	L	69-88*
1995	L	43-55
1996	W	77-65
2002	L	72-91
2004	L	49-84
2009	W	86-62
2013	L	48-58
2021	L	68-73

Arkansas 4-3

1998	L	96-102
2002	W	68-61
2005	W	65-46
2008	L	91-92
2011	W	74-68
2015	L	72-80
2018	W	84-66

Auburn 9-4

1934	W	43-26
1936	W	43-25
1939	W	49-35
1945	W	56-24
1979	W	75-64
1984	L	58-60
1993	W	78-76
1997	L	54-67
2001	W	73-66
2003	L	53-66
2009	W	94-85
2016	W	97-59
2019	L	64-84*

Florida 5-4

1940	W	42-32
1941	W	47-26
1983	W	78-62
1989	L	71-76
1988	L	60-69
1984	W	80-74 OT
2011	L	74-85
2014	L	49-56
2021	W	78-66

Georgia 5-4

1937	W	35-11
1941	W	41-39
1942	W	62-50
1947	W	58-45
1983	L	60-79
1985	L	61-67
1991	W	85-65
1996	L	63-74
2017	L	57-59

Georgia Tech* 4-0

1933	W	30-24
1940	W	55-43
1945	W	41-37
1950	W	63-56

Kentucky 6-12

1936	W	39-28
1937	L	25-39*
1939	L	38-46*
1940	L	29-30*
1941	W	36-33*
1943	W	33-30*
1945	L	35-39*
1948	L	47-70
1949	L	44-83
1950	L	58-95*
1952	L	66-81
1979	W	75-69* OT
1993	L	40-101
2005	L	62-76
2010	L	45-74
2018	L	72-77*
2019	W	82-78
2022	W	69-62

LSU 7-4

1933	L	43-55
1934	W	42-35
1943	W	52-34
1950	W	81-79 OT
1983	W	74-71
1989	W	95-77
1992	L	89-99
1998	W	72-65
2007	L	67-76 OT
2010	W	59-49
2016	L	75-84

Ole Miss 6-7

1938	L	40-45
1945	W	59-37
1948	W	81-62
1949	W	74-49
1980	L	74-76
1981	L	72-81
1986	L	56-73
1990	L	86-87
1991	W	94-85
2001	L	73-86
2010	W	76-65
2012	L	72-77 OT
2023	W	70-55

Mississippi St. 10-4

1938	W	41-34
1941	W	35-29
1942	W	50-40
1948	W	73-52
1949	W	73-46
1991	W	87-70
1994	L	69-73
1999	L	56-62
2009	L	61-64*
2013	W	69-53
2018	W	62-59
2019	W	83-76
2022	W	72-59
2024	L	56-73

Missouri 0-1

2023	L	71-79
------	---	-------

South Carolina 3-2

1992	W	70-63
2000	L	68-75
2006	L	71-79
2008	W	89-87
2014	W	59-44

Texas A&M 1-0

2022	W	65-50*
------	---	--------

Tulane^ 0-1

1947	L	41-47
------	---	-------

Vanderbilt 9-1

1939	W	39-36
1943	W	41-31
1946	W	46-32
1950	W	50-44
1951	L	52-88
1982	W	57-54
1985	W	71-51
1987	W	74-57
2015	W	67-61
2016	W	67-65

* Championship Game

^ Former SEC Member

RESULTS BY SEED/LOCATION

As Seed

Seed	W-L	Last
1	0-1	2024
2	8-3	2022
3	2-2	2019
4	2-4	2021
5	3-3	2023
6	1-2	1988
7	3-2	1985
8	1-2	1987
9	3-2	2017
10	1-1	2015
12	2-1	2016
E1	3-5	2009
E3	4-5	2010
E4	2-2	2002
E5	2-2	2011
E6	2-6	2004
N/A	35-15	1952

The SEC did not begin seeding teams until 1979. From 1992 through 2011, it seeded teams based off divisional finish.

vs. Seed

Seed	W-L	Last
1	1-4	2021
2	2-3	2019
3	2-3	2022
4	1-3	2023
5	3-4	2021
6	3-2	2019
7	3-1	2018
8	2-1	2022
9	2-2	2024
10	3-0	2022
13	4-0	2023
W1	0-2	2002
E1	0-3	2011
W2	2-4	2010
E2	0-2	1996
W3	2-5	2009
W4	3-1	2011
W5	2-0	2002
E5	1-2	2008
W6	2-1	2010
E6	1-0	1992
N/A	35-15	1952

By City

City	W-L	Last
Atlanta	10-14	2014
Baton Rouge	1-2	1938
Birmingham	6-5	1992
Knoxville	10-4	1989
Lexington	2-3	1993
Louisville	22-9	1952
Memphis	0-2	1997
Nashville	15-13	2024
New Orleans	1-3	2012
Orlando	0-1	1990
St. Louis	2-1	2018
Tampa	5-1	2022

By State

State	W-L	Last
Florida	5-2	2022
Alabama	6-5	1992
Georgia	10-14	2014
Kentucky	24-12	1993
Louisiana	2-5	2012
Missouri	2-1	2018
Tennessee	25-19	2024

By Location

Location	W-L	Last
Home	10-4	1989
Away	0-1	1993
Neutral	64-57	2024

At the time, games on campus sites were considered neutral. They are listed here as home/away events, in line with current policies.

By Game Length

Length	W-L	Last
Regulation	71-57	2024
Overtime	3-1	2007

By Game Type

Type	W-L	Last
Openers	45-18	n/a
Title Games	5-8	2022

By Coach

Coach	W-L	Num.
R. Barnes	11-7	8
D. Tyndall	0-1	1
C. Martin	3-3	3
B. Pearl	6-6	6
B. Peterson	2-4	4
J. Green	2-4	4
K. O'Neill	1-3	3
W. Houston	5-5	5
D. DeVoe	9-10	10
E. Lowery	8-5	5
J. Mauer	18-6	9
B. Gullion	6-2	3
W. Britton	3-2	2

ALL-TIME NCAA TOURNAMENT RESULTS (28-27)

Year	Date	Region	Site	Round	UT Seed	Opponent	Result
1967	3/17	Midwest	Evanston, Ill.	*RS (16)		Dayton	L, 52-53
	3/18	Midwest	Evanston, Ill.	RC		Indiana	L, 44-51
1976	3/13	East	Charlotte, N.C.	1st (32)		VMI	L, 75-81
1977	3/13	Midwest	Baton Rouge, La.	1st (32)		Syracuse	L, 88-93 (OT)
1979	3/9	Midwest	Murfreesboro, Tenn.	1st (40)	8	#9 Eastern Kentucky	W, 97-81
	3/11	Midwest	Murfreesboro, Tenn.	2nd (32)	8	#1 Notre Dame	L, 67-73
1980	3/6	East	Greensboro, N.C.	1st (48)	7	#10 Furman	W, 80-69
	3/8	East	Greensboro, N.C.	2nd (32)	7	#2 Maryland	L, 75-86
1981	3/15	East	Charlotte, N.C.	*2nd (32)	4	#5 VCU	W, 58-56 (OT)
	3/19	East	Atlanta, Ga.	RS (16)	4	#1 Virginia	L, 48-62
1982	3/12	Midwest	Indianapolis, Ind.	1st (48)	9	#8 Louisiana	W, 61-57
	3/14	Midwest	Indianapolis, Ind.	2nd (32)	9	#1 Virginia	L, 51-54
1983	3/18	Midwest	Evansville, Ind.	1st (48)	8	#9 Marquette	W, 57-56
	3/20	Midwest	Evansville, Ind.	2nd (32)	8	#1 Louisville	L, 57-70
1989	3/16	East	Greensboro, N.C.	1st (64)	10	#7 West Virginia	L, 68-84
1998	3/12	West	Sacramento, Calif.	1st (64)	8	#9 Illinois State	L, 81-82 (OT)
1999	3/12	East	Charlotte, N.C.	1st (64)	4	#13 Delaware	W, 62-52
	3/14	East	Charlotte, N.C.	2nd (32)	4	#12 Missouri State	L, 51-81
2000	3/17	South	Birmingham, Ala.	1st (64)	4	#13 Louisiana	W, 63-58
	3/19	South	Birmingham, Ala.	2nd (32)	4	#5 Connecticut	W, 65-51
	3/24	South	Austin, Texas	RS (16)	4	#8 North Carolina	L, 69-74
2001	3/16	Midwest	Dayton, Ohio	1st (64)	8	#9 Charlotte	L, 63-70
2006	3/16	Washington D.C.	Greensboro, N.C.	1st (64)	2	#15 Winthrop	W, 63-61
	3/18	Washington D.C.	Greensboro, N.C.	2nd (32)	2	#7 Wichita State	L, 73-80
2007	3/16	South	Columbus, Ohio	1st (64)	5	#12 Long Beach State	W, 121-86
	3/18	South	Columbus, Ohio	2nd (32)	5	#4 Virginia	W, 77-74
	3/22	South	San Antonio, Texas	RS (16)	5	#1 Ohio State	L, 84-85
2008	3/21	East	Birmingham, Ala.	1st (64)	2	#15 American	W, 72-57
	3/23	East	Birmingham, Ala.	2nd (32)	2	#7 Butler	W, 76-71 (OT)
	3/27	East	Charlotte, N.C.	RS (16)	2	#3 Louisville	L, 60-79
2009	3/20	East	Dayton, Ohio	1st (64)	9	#8 Oklahoma State	L, 75-77
2010	3/18	Midwest	Providence, R.I.	1st (64)	6	#11 San Diego State	W, 62-59
	3/20	Midwest	Providence, R.I.	2nd (32)	6	#14 Ohio	W, 83-68
	3/26	Midwest	St. Louis, Mo.	RS (16)	6	#2 Ohio State	W, 76-73
	3/28	Midwest	St. Louis, Mo.	RF (8)	6	#5 Michigan State	L, 69-70
2011	3/18	West	Charlotte, N.C.	1st (64)	9	#8 Michigan	L, 45-75
2014	3/19	Midwest	Dayton, Ohio	R4 (68)	11	#11 Iowa	W, 78-65 (OT)
	3/21	Midwest	Raleigh, N.C.	1st (64)	11	#6 Massachusetts	W, 86-67
	3/23	Midwest	Raleigh, N.C.	2nd (32)	11	#14 Mercer	W, 83-63
	3/28	Midwest	Indianapolis, Ind.	RS (16)	11	#2 Michigan	L, 71-73
2018	3/15	South	Dallas, Texas	1st (68)	3	#14 Wright State	W, 73-47
	3/17	South	Dallas, Texas	2nd (32)	3	#11 Loyola-Chicago	L, 62-63
2019	3/22	South	Columbus, Ohio	1st (64)	2	#15 Colgate	W, 77-70
	3/24	South	Columbus, Ohio	2nd (32)	2	#10 Iowa	W, 83-77 (OT)
	3/18	South	Louisville, Ky.	RS (16)	2	#3 Purdue	L, 94-99 (OT)
2021	3/19	Midwest	Indianapolis, Ind.	1st (64)	5	#12 Oregon State	L, 56-70
2022	3/17	South	Indianapolis, Ind.	1st (64)	3	#14 Longwood	W, 88-56
	3/19	South	Indianapolis, Ind.	2nd (32)	3	#11 Michigan	L, 68-76
2023	3/16	East	Orlando, Fla.	1st (64)	4	#13 Louisiana	W, 58-55
	3/18	East	Orlando, Fla.	2nd (32)	4	#5 Duke	W, 65-52
	3/23	East	New York, N.Y.	RS (16)	4	#9 Florida Atlantic	L, 55-62
2024	3/21	Midwest	Charlotte, N.C.	1st (64)	2	#15 Saint Peter's	W, 83-49
	3/23	Midwest	Charlotte, N.C.	2nd (32)	2	#7 Texas	W, 62-58
	3/29	Midwest	Detroit, Mich.	RS (16)	2	#3 Creighton	W, 82-75
	3/31	Midwest	Detroit, Mich.	EF (8)	2	#1 Purdue	L, 66-72

* Received First-Round Bye

The NCAA began seeding the tournament in 1979

RS=Regional Semifinal (aka: Sweet Sixteen); RF=Regional Final (aka: Elite Eight); RC=Regional Consolation; F4=First Four

ALL-TIME NIT RESULTS (13-13)

Year	Date	Site	Round	Opponent	Result
1945	3/17	New York	Quarterfinals	Rhode Island	L, 44-51
1969	3/14	New York	First Round	Rutgers	W, 67-51
	3/17	New York	Quarterfinals	Ohio	W, 75-64
	3/20	New York	Semifinal	Temple	L, 58-63
	3/22	New York	Third Place	Army	W, 64-52
1971	3/20	New York	First Round	St. John's	W, 84-83 OT
	3/22	New York	Quarterfinals	Duke	L, 64-78
1984	3/14	Knoxville	First Round	Saint Peter's	W, 54-50
	3/19	Knoxville	Second Round	Chattanooga	W, 68-66
	3/23	Blacksburg, Va.	Third Round	Virginia Tech	L, 68-72
1985	3/14	Cookeville, Tenn.	First Round	Tennessee Tech	W, 65-62
	3/20	Knoxville	Second Round	Louisiana	W, 73-72
	3/23	Knoxville	Third Round	Virginia	W, 61-54
	3/27	New York	Semifinal	Indiana	L, 67-74
	3/29	New York	Third Place	Louisville	W, 100-84

Year	Date	Site	Round	Opponent	Result
1988	3/18	Murfreesboro	First Round	Middle Tennessee	L, 80-85
1990	3/14	Memphis	First Round	Memphis State	W, 73-71
	3/19	Nashville	Second Round	Vanderbilt	L, 85-89
1992	3/18	Knoxville	First Round	UAB	W, 71-68
	3/23	Charlottesville, Va.	Second Round	Virginia	L, 52-77
1996	3/13	Knoxville	First Round	College of Charleston	L, 49-55
2003	3/18	Knoxville	First Round	Georgetown	L, 60-70
2004	3/17	Fairfax, Va.	First Round	George Mason	L, 55-58
2012	3/13	Knoxville	First Round	Savannah State	W, 65-51
	3/19	Knoxville	Second Round	Middle Tennessee	L, 64-71
2013	3/20	Knoxville	First Round	Mercer	L, 67-75

In 1974, Tennessee played in the Collegiate Commissioners Association Tournament and lost to Indiana, 73-71, on 3/15/74 in St. Louis, Mo.
In 1975, Tennessee played in the National Commissioners Invitational Tournament and lost to Bowling Green, 67-58, on 3/14/75 in Louisville, Ky.

NCAA TOURNAMENT SUPERLATIVES

Appearances: 26
Overall Record: 28-27 (.509)
"First Four" Record: 1-0 (.000)
First-Round Record: 16-8 (.667)
Second-Round Record: 9-8 (.529)
Regional Semifinal Record (Sweet Sixteen): 2-8 (.200)
Regional Final Record (Elite Eight): 0-2 (.000)
Regional Consolation Record: 0-1 (.000)

vs. Opponents (Year)

1-0 vs. American (2008)
1-0 vs. Butler (2008)
0-1 vs. Charlotte (2001)
1-0 vs. Colgate (2019)
1-0 vs. Connecticut (2000)
1-0 vs. Creighton (2024)
0-1 vs. Dayton (1967)
1-0 vs. Delaware (1999)
1-0 vs. Duke (2023)
1-0 vs. Eastern Kentucky (1979)
0-1 vs. Florida Atlantic (2023)
1-0 vs. Furman (1980)
0-1 vs. Illinois State (1998)
0-1 vs. Indiana (1967)
2-0 vs. Iowa (2014, 2019)
1-0 vs. Long Beach State (2007)
1-0 vs. Longwood (2022)
3-0 vs. Louisiana (1982, 2000, 2023)
0-2 vs. Louisville (1983, 2008)
0-1 vs. Loyola-Chicago (2018)
1-0 vs. Marquette (1983)
0-1 vs. Maryland (1980)
1-0 vs. Massachusetts (2014)
1-0 vs. Mercer (2014)
0-3 vs. Michigan (2011, 2014, 2022)
0-1 vs. Michigan State (2010)
0-1 vs. Missouri State (1999)
0-1 vs. North Carolina (2000)
0-1 vs. Notre Dame (1979)
1-0 vs. Ohio (2010)
1-1 vs. Ohio State (2010)
0-1 vs. Oklahoma State (2009)
0-1 vs. Oregon State (2021)
0-2 vs. Purdue (2019, 2024)
1-0 vs. Saint Peter's (2024)
1-0 vs. San Diego State (2010)
0-1 vs. Syracuse (1977)
1-0 vs. Texas (2024)
1-2 vs. Virginia (1981, 1982, 2007)
1-0 vs. VCU (1981)
0-1 vs. VMI (1976)
0-1 vs. West Virginia (1989)
0-1 vs. Wichita State (2006)
1-0 vs. Winthrop (2006)
1-0 vs. Wright State (2018)

By State (Years)

4-0 in Alabama (2000, 2008)
0-1 in California (1998)
2-0 in Florida (2023)
0-1 in Georgia (1981)
0-2 in Illinois (1967)
3-5 in Indiana (1982, 1983, 2014, 2021, 2022)
0-1 in Kentucky (2019)
0-1 in Louisiana (1977)
1-1 in Michigan (2024)
1-1 in Missouri (2010)
8-7 in North Carolina (1976, 1980, 1981, 1989, 1999, 2006, 2008, 2011, 2014, 2024)
0-1 in New York (2023)
5-2 in Ohio (2001, 2007, 2009, 2014, 2019)
2-0 in Rhode Island (2010)
1-1 in Tennessee (1979)
1-3 in Texas (2000, 2007, 2018)

By City (Years)

0-1 in Atlanta, Ga. (1981)
0-1 in Austin, Texas (2000)
0-1 in Baton Rouge, La. (1977)
4-0 in Birmingham, Ala. (2000, 2008)
4-4 in Charlotte, N.C. (1976, 1981, 1999, 2008, 2011, 2024)
4-0 in Columbus, Ohio (2007, 2019)
1-1 in Dallas, Texas (2018)
1-1 in Detroit, Michigan (2024)
1-2 in Dayton, Ohio (2001, 2009, 2014)
0-2 in Evanston, Ill. (1967)
1-1 in Evansville, Ind. (1983)
2-3 in Greensboro, N.C. (1980, 1989, 2006)
2-4 in Indianapolis, Ind. (1982, 2014, 2021, 2022)
0-1 in Louisville, Ky. (2019)
1-1 in Murfreesboro, Tenn. (1979)
0-1 in New York, N.Y. (2023)
2-0 in Orlando, Fla. (2023)
2-0 in Providence, R.I. (2010)
2-0 in Raleigh, N.C. (2014)
0-1 in Sacramento, Calif. (1998)
0-1 in San Antonio, Texas (2007)
1-1 in St. Louis, Mo. (2010)

vs. Seed W-L Most Recent Opponent (Year)

1	0-6	Purdue (2024)
2	1-2	Michigan (2014)
3	1-2	Creighton (2024)
4	1-0	Virginia (2007)
5	3-1	Duke (2023)
6	1-0	Massachusetts (2014)
7	2-2	Texas (2024)
8	1-3	Michigan (2011)
9	2-3	Florida Atlantic (2023)
10	2-0	Iowa (2019)
11	2-2	Michigan (2022)
12	1-2	Oregon State (2021)
13	3-0	Louisiana (2023)
14	4-0	Longwood (2022)
15	4-0	Saint Peter's (2024)

As Seed	W-L	Years
2	8-4	2006, 2008, 2019, 2024
3	2-2	2018, 2022
4	6-4	1981, 1999, 2000, 2023
5	2-2	2007, 2021
6	3-1	2010
7	1-1	1980
8	2-4	1979, 1983, 1998, 2001
9	1-3	1982, 2009, 2011
10	0-1	1989
11	3-1	2014

By Coach	W-L	Years
Rick Barnes	9-6	2018, 2019, 2021, 2022, 2023, 2024
Cuonzo Martin	3-1	2014
Bruce Pearl	8-6	2006, 2007, 2008, 2009, 2010, 2011
Jerry Green	3-4	1998, 1999, 2000, 2001
Don DeVoe	5-6	1979, 1980, 1981, 1982, 1983, 1989
Ray Mears	0-4	1967, 1976, 1977

Miscellaneous	
unseeded tournaments	0-4
vs. double-digit seeds	16-4
vs. single-digit seeds	12-19
vs. lower seeds	23-11
vs. higher seeds	4-12
vs. same seed	1-0
in regulation	24-24
in overtime	4-3

OUTLOOK

PLAYERS

STAFF

REVIEW

RESULTS

RECORDS

HONORS

POSTSEASON

VOLMANAC

MEDIA INFO



TEAM RECORDS

POINTS

NCAA: 121 vs. Long Beach State (3/16/07)
NIT: 100 vs. Louisville (3/29/85)
SEC: 97 vs. Auburn (3/9/16)

FIELD GOALS MADE

NCAA: 43 vs. Long Beach State (3/16/07)
NIT: 33 vs. Vanderbilt (3/19/90)
33 vs. Middle Tennessee State (3/18/88)
SEC: 36 vs. Ole Miss (3/7/91)

FIELD GOAL ATTEMPTS

NCAA: 79 vs. Illinois State (3/12/77)
NIT: 74 vs. Middle Tennessee State (3/18/88)
SEC: 75 vs. LSU (3/13/92)

FIELD GOAL PERCENTAGE

NCAA: 58.9 (43-73) vs. Long Beach State (3/16/07)
NIT: 55.8 (29-52) vs. Louisville (3/29/85)
SEC: 60.4 (29-48) vs. Mississippi State (3/8/91)

3-PT FIELD GOALS MADE

NCAA: 16 vs. Ohio State (3/22/07)
NIT: 8 vs. Vanderbilt (3/19/90)
SEC: 11 vs. Auburn (3/9/16)
11 vs. Mississippi (3/9/12)
11 vs. Arkansas (3/15/08)
11 vs. South Carolina (3/10/06)

3-PT FIELD GOAL ATTEMPTS

NCAA: 33 vs. Oklahoma State (3/20/09)
NIT: 24 vs. Mercer (3/20/13)
SEC: 34 vs. Mississippi (3/9/12)

3-PT FIELD GOAL PERCENTAGE

NCAA: 58.3 (14-24) vs. Longwood (3/17/22)
NIT: 40.0 (4-10) vs. Savannah State (3/13/12)
40.0 (8-20) vs. Vanderbilt (3/19/90)
SEC: 85.7 (6-7) vs. Georgia (3/9/91)

FREE THROWS MADE

NCAA: 25 vs. Eastern Kentucky (3/9/79)
NIT: 42 vs. Louisville (3/29/85)
SEC: 26 vs. Mississippi State (3/8/91)

FREE THROW ATTEMPTS

NCAA: 33 vs. Eastern Kentucky (3/9/79)
NIT: 51 vs. Louisville (3/29/85)
SEC: 37 vs. Mississippi State (3/8/91)
37 vs. LSU (3/10/89)

FREE THROW PERCENTAGE

NCAA: 92.9 (13-14) vs. Maryland (3/8/80)
NIT: 88.1 (37-42) vs. Ohio (3/17/69)
SEC: 93.3 (14-15) vs. Alabama (3/10/91)

OFFENSIVE REBOUNDS

NCAA: 20 vs. Ohio State (3/26/10)
20 vs. Illinois State (3/12/98)
NIT: 18 vs. Memphis State (3/14/90)
SEC: 22 vs. Arkansas (3/10/05)

DEFENSIVE REBOUNDS

NCAA: 34 vs. Saint Peter's (3/21/24)
NIT: 34 vs. Savannah State (3/13/12)
SEC: 33 vs. LSU (3/10/89)

TOTAL REBOUNDS

NCAA: 53 vs. Eastern Kentucky (3/9/79)
NIT: 49 vs. Memphis State (3/14/90)
SEC: 52 vs. LSU (3/10/89)

PERSONAL FOULS

NCAA: 29 vs. Furman (3/6/80)
29 vs. Notre Dame (3/11/79)
NIT: 27 vs. Middle Tennessee State (3/18/88)
SEC: 33 vs. Ole Miss (3/5/81)

ASSISTS

NCAA: 29 vs. Longwood (3/17/22)
NIT: 17 vs. Louisville (3/29/85)
SEC: 27 vs. South Carolina (3/14/08)

TURNOVERS (LOW)

NCAA: 4 vs. Creighton (3/29/24)
NIT: 7 vs. Virginia (3/23/85)
SEC: 6 vs. Vanderbilt (3/4/82)

TURNOVERS (HIGH)

NCAA: 26 vs. Syracuse (3/13/77)
NIT: 25 vs. Memphis State (3/14/90)
SEC: 30 vs. Kentucky (3/12/93)

BLOCKS

NCAA: 8 vs. Michigan (3/28/14)
NIT: 9 vs. Georgetown (3/18/03)
SEC: 9 vs. Ole Miss (3/9/01)
9 vs. LSU (3/5/98)

STEALS

NCAA: 13 vs. Longwood (3/17/22)
NIT: 12 vs. Louisville (3/29/85)
12 vs. Virginia (3/23/85)
SEC: 14 vs. LSU (3/8/07)

POINTS (1ST HALF)

NCAA: 57 vs. Long Beach State (3/16/07)
NIT: 53 vs. Louisville (3/29/85)
SEC: 49 vs. Arkansas (3/6/98)

POINTS (2ND HALF)

NCAA: 64 vs. Long Beach State (3/16/07)
NIT: 47 vs. Louisville (3/29/85)
SEC: 56 vs. LSU (3/13/92)

POINTS (OVERTIME)

NCAA: 14 vs. Iowa (3/28/14)
NIT: 10 vs. St. John's (3/20/71)
SEC: 20 vs. Kentucky (3/3/79)

INDIVIDUAL RECORDS

POINTS

NCAA: 37 by Dalton Knecht vs. Purdue (3/31/24)
NIT: 34 by Bill Justus vs. Ohio (3/17/69)
SEC: 33 by Dale Ellis vs. LSU (3/11/83)

FIELD GOALS MADE

NCAA: 14 by Dalton Knecht vs. Purdue (3/31/24)
NIT: 12 by Allan Houston vs. Vanderbilt (3/19/90)
SEC: 14 by Steve Hamer vs. Alabama (3/7/96)
14 by Corey Allen vs. LSU (3/13/92)
14 by Dale Ellis vs. LSU (3/11/83)
14 by Dale Ellis vs. Ole Miss (3/5/81)

FIELD GOAL ATTEMPTS

NCAA: 31 by Dalton Knecht vs. Purdue (3/31/24)
NIT: 22 by Allan Houston vs. Vanderbilt (3/19/90)
SEC: 25 by Tony White vs. Georgia (3/7/85)
25 by Dale Ellis vs. Ole Miss (3/5/81)

FIELD GOAL PERCENTAGE (15 ATT.)

NCAA: 68.4 (13-19) by Reggie Johnson vs. Furman (3/6/80)
NIT: 68.8 (11-16) by A. Richardson vs. Louisville (3/29/85)
SEC: 73.7 (14-19) by Corey Allen vs. LSU (3/13/92)

FIELD GOAL PERCENTAGE (10 ATT.)

NCAA: 81.8 (9-11) by Howard Wood vs. Furman (3/6/80)
NIT: 78.6 (11-14) by Ian Lockhart vs. Vanderbilt (3/19/90)
SEC: 90.0 (9-10) by Carlus Groves vs. Miss. St. (3/8/91)

3-PT FIELD GOALS MADE

NCAA: 6 by Dalton Knecht vs. Purdue (3/31/24)
6 by Santiago Vescovi vs. Longwood (3/17/22)
6 by Chris Lofton vs. Ohio State (3/22/07)
6 by Chris Lofton vs. Wichita State (3/18/06)
NIT: 5 by Allan Houston vs. Vanderbilt (3/19/90)
SEC: 7 by Brandon Wharton vs. Georgia (3/8/96)

3-PT FIELD GOAL ATTEMPTS

NCAA: 18 by Chris Lofton vs. Wichita State (3/18/06)
NIT: 11 by Allan Houston vs. UAB (3/18/92)
11 by Allan Houston vs. Vanderbilt (3/19/90)
SEC: 12 by Brandon Wharton vs. Georgia (3/8/96)

3-PT FIELD GOAL PERCENTAGE (6 ATT.)

NCAA: 75.0 (6-8) by Santiago Vescovi vs. Longwood (3/17/22)
NIT: 50.0 (4-8) by Aaron Green vs. Coll. of Charleston (3/13/96)
SEC: 83.3 (5-6) by Mark Griffin vs. LSU (3/10/89)

FREE THROWS MADE

NCAA: 12 by Jarnell Stokes vs. Massachusetts (3/21/14)
NIT: 22 by Bill Justus vs. Ohio (3/17/69)
SEC: 12 by Willie Burton vs. Florida (3/8/84)

FREE THROW ATTEMPTS

NCAA: 13 by Ernie Grunfeld vs. VMI (3/13/76)
NIT: 23 by Bill Justus vs. Ohio (3/17/69)
SEC: 14 by Willie Burton vs. Florida (3/8/84)

FREE THROW PERCENTAGE (7 ATT.)

NCAA: 100.0 (10-10) by Tyler Smith vs. Okla. St. (3/20/09)
100.0 (10-10) by C.J. Black vs. Louisiana (3/17/00)
100.0 (7-7) by Tobias Harris vs. Michigan (3/18/11)
100.0 (7-7) by Gary Carter vs. Maryland (3/8/80)
NIT: 95.7 (22-23) by Bill Justus vs. Ohio (3/17/69)
SEC: 100.0 (10-10) by Allan Houston vs. Miss. St. (3/8/91)
100.0 (8-8) by Gary Carter vs. Kentucky (3/3/79)
100.0 (8-8) by C.J. Watson vs. Kentucky (3/11/05)
100.0 (7-7) by Allan Houston vs. LSU (3/13/92)

OFFENSIVE REBOUNDS

NCAA: 8 by Jarnell Stokes vs. Mercer (3/23/14)
8 by Duke Crews vs. Long Beach State (3/18/07)
NIT: 12 by Jarnell Stokes vs. Mercer (3/20/13)
SEC: 10 by Jeronne Maymon vs. Ole Miss (3/9/12)

DEFENSIVE REBOUNDS

NCAA: 12 by Wayne Chism vs. Ohio (3/20/10)
NIT: 11 by Damon Johnson vs. Charleston (3/13/96)
SEC: 13 by Steve Hamer vs. Alabama (3/7/96)

TOTAL REBOUNDS

NCAA: 18 by Jarnell Stokes vs. Mercer (3/23/14)
NIT: 18 by Damon Johnson vs. Charleston (3/13/96)
SEC: 21 by Steve Hamer vs. Alabama (3/7/96)

ASSISTS

NCAA: 16 by Bert Bertelkamp vs. Maryland (3/8/80)
NIT: 8 by Trae Golden vs. Middle Tennessee (3/13/12)
8 by Bill Hann vs. Ohio (3/17/69)
SEC: 9 by Steve Ray vs. Alabama (3/5/92)

BLOCKED SHOTS

NCAA: 5 by Major Wingate vs. Wichita State (3/18/06)
NIT: 6 by Elgrace Wilborn vs. Georgetown (3/18/03)
SEC: 5 by Wayne Chism vs. South Carolina (3/14/08)
5 by Isiah Victor vs. South Carolina (3/10/00)
5 by C.J. Black vs. LSU (3/5/98)

STEALS

NCAA: 4 by Kennedy Chandler vs. Longwood (3/17/22)
4 by Santiago Vescovi vs. Longwood (3/17/22)
4 by Grant Williams vs. Iowa (3/24/19)
4 by JaJuan Smith vs. Louisville (3/27/08)
4 by Chris Lofton vs. Long Beach State (3/16/07)
4 by Isiah Victor vs. Illinois State (3/12/98)
4 by Terry Crosby vs. Eastern Kentucky (3/9/79)
NIT: 4 by Ian Lockhart vs. Vanderbilt (3/19/90)
4 by Anthony Richardson vs. Indiana (3/27/85)
4 by Rob Jones vs. Virginia (3/23/85)
SEC: 7 by Clarence Swearngen vs. Florida (3/11/88)

MINUTES

NCAA: 45 by Gary Carter and Dale Ellis vs. VCU (3/15/81)
NIT: 40 by 10 Players
SEC: 45 by Willie Burton and Tony White vs. Florida (3/8/84)
45 by Michael Brooks, Willie Burton and Dale Ellis vs. LSU (3/11/83)
45 by Terry Crosby vs. Kentucky (3/3/79)

OUTLOOK

PLAYERS

STAFF

REVIEW

RESULTS

RECORDS

HONORS

POSTSEASON

VOLMANAC

MEDIA INFO



NCAA TOURNAMENT - CAREER LEADERS

TOTAL POINTS SCORED

Player	Gms	Total
Wayne Chism (2007-10)	11	136
Chris Lofton (2006-08)	8	130
Dale Ellis (1980-83)	8	116
JaJuan Smith (2006-08)	8	110
Dalton Knecht (2024)	4	104

SCORING AVERAGE (MIN. 2 GAMES)

Player	Gms	Avg
Ernie Grunfeld (1976-77)	2	31.0
Dalton Knecht (2024)	4	26.0
Ron Widby (1967)	2	21.5
Reggie Johnson (1977-80)	5	19.8
Josh Richardson (2014)	4	19.3

TOTAL 3-POINT MAKES

Player	Gms	3FGs
Chris Lofton (2006-08)	8	26
JaJuan Smith (2006-08)	8	22
Santiago Vescovi (2021-24)	9	20
Wayne Chism (2007-10)	11	16
Admiral Schofield (2018-19)	5	15

3-POINT PERCENTAGE (MIN. 20 ATTS.)

Player	Gms	3FGs
JaJuan Smith (2006-08)	47.8	22-46
Wayne Chism (2007-10)	45.7	16-35
Admiral Schofield (2018-19)	44.1	15-34
Santiago Vescovi (2021-24)	41.7	20-48
Dalton Knecht (2024)	40.0	14-35

TOTAL FREE THROW MAKES

Player	Gms	Total
Tyler Smith (2008-09)	4	28
Jarnell Stokes (2014)	4	26
Tony Harris (1998-2001)	7	25
Chris Lofton (2006-08)	8	22
Dale Ellis (1980-83)	8	22
Wayne Chism (2007-10)	11	22

TOTAL REBOUNDS

Player	Gms	Total
Josiah-Jordan James (2021-24)	10	65
Wayne Chism (2007-10)	11	57
Jarnell Stokes (2014)	4	51
Brian Williams (2008-11)	9	49
Isiah Victor (1998-2001)	7	48

REBOUNDING AVERAGE (MIN. 2 GAMES)

Player	Gms	Avg
Jarnell Stokes (2014)	4	12.8
Ernie Grunfeld (1976-77)	2	10.0
Andre Patterson (2006)	2	8.5
Reggie Johnson (1977-80)	5	8.4
Tom Boerwinkle (1967)	2	8.0

TOTAL ASSISTS

Player	Gms	Total
Zakai Zeigler (2022, 2024)	6	38
Bert Bertelkamp (1977-80)	5	27
Johnny Darden (1976-79)	4	26
J.P. Prince (2008-10)	8	26
Santiago Vescovi (2021-24)	9	25
Dane Bradshaw (2006-07)	5	25

ASSISTS PER GAME (MIN. 2 GAMES)

Player	Gms	Avg
Kennedy Chandler (2022)	2	7.0
Johnny Darden (1976-79)	4	6.5
Zakai Zeigler (2022, 2024)	6	6.3
Bert Bertelkamp (1977-80)	5	5.4
Dane Bradshaw (2006-07)	5	5.0
Mike Jackson (1976-77)	2	5.0

TOTAL BLOCKS

Player	Gms	Total
Jonas Aidoo (2022-24)	9	11
Rashard Lee (1998-99)	3	9
Isiah Victor (1998-2001)	7	9
Josiah-Jordan James (2021-24)	10	8
Grant Williams (2018-19)	5	8
Major Wingate (2006)	2	8

BLOCKS PER GAME (MIN. 2 GAMES)

Player	Gms	Avg
Major Wingate (2006)	2	4.0
Kyle Alexander (2018-19)	4	1.8
Grant Williams (2018-19)	5	1.6
Jordan McRae (2014)	4	1.5
Andre Patterson (2006)	2	1.5

TOTAL STEALS

Player	Gms	Total
Josiah-Jordan James (2021-24)	10	16
Santiago Vescovi (2021-24)	9	15
Chris Lofton (2006-08)	8	15
J.P. Prince (2008-10)	8	13
Tony Harris (1998-2001)	7	10
JaJuan Smith (2006-08)	8	10

STEALS PER GAME (MIN. 2 GAMES)

Player	Gms	Avg
Kennedy Chandler (2022)	2	3.0
Ernie Grunfeld (1976-77)	2	2.0
Chris Lofton (2006-08)	8	1.9
Johnny Darden (1976-79)	4	1.8
Santiago Vescovi (2021-24)	9	1.7

GAMES

Player	Gms
Wayne Chism (2007-10)	11
Josiah-Jordan James (2021-24)	10
Jonas Aidoo (2022-24)	9
Santiago Vescovi (2021-24)	9
Brian Williams (2008-11)	9

WINS (ONLY INCLUDES GAMES APPEARED IN)

Player	Gms	Wins
Wayne Chism (2007-10)	11	7
Josiah-Jordan James (2021-24)	10	6
Jonas Aidoo (2022-24)	9	6
Santiago Vescovi (2021-24)	9	5
Brian Williams (2008-11)	9	5
J.P. Prince (2008-10)	8	5
Chris Lofton (2006-08)	8	5
JaJuan Smith (2006-08)	8	5

TOP NCAA TOURNAMENT PERFORMANCES

NCAA Individual Scoring (all 33 20-point outings are listed)

- 37Dalton Knecht vs. Purdue (3/31/24)
- 36Ernie Grunfeld vs. VMI (3/13/76)
- 28Reggie Johnson vs. Furman (3/6/80)
- 27Olivier Nkamhoua vs. Duke (3/18/23)
- 26Dalton Knecht vs. Creighton (3/29/24)
- 26Josh Richardson vs. Mercer (3/23/14)
- 26Jarnell Stokes vs. Massachusetts (3/21/14)
- 26Ernie Grunfeld vs. Syracuse (3/13/77)
- 25Chris Lofton vs. Long Beach State (3/16/07)
- 24Jordan McRae vs. Michigan (3/28/14)
- 24Chris Lofton vs. Ohio State (3/22/07)
- 24JaJuan Smith vs. Long Beach State (3/16/07)
- 24Michael Brooks vs. Virginia (3/14/82)
- 24Dalton Knecht vs. Saint Peter's (3/21/24)
- 23Brandon Wharton vs. Illinois State (3/12/98)
- 23Dale Ellis vs. SW Louisiana (3/12/82)
- 23Bernard King vs. Syracuse (3/13/77)
- 23Ron Widby vs. Indiana (3/18/67)
- 22Dyron Nix vs. West Virginia (3/16/89)
- 22Dale Ellis vs. VCU (3/15/81)
- 22Ramar Smith vs. Long Beach State (3/16/07)
- 21Admiral Schofield vs. Purdue (3/28/19)
- 21Grant Williams vs. Purdue (3/28/19)
- 21Jordan McRae vs. Massachusetts (3/21/14)
- 21Reggie Johnson vs. Maryland (3/8/80)
- 21Gary Carter vs. Maryland (3/8/80)
- 20Jordan McRae vs. Iowa (3/19/14)
- 20Chris Lofton vs. Virginia (3/18/07)
- 20Chris Lofton vs. Wichita State (3/18/06)
- 20C.J. Watson vs. Wichita State (3/18/06)
- 20Dale Ellis vs. Marquette (3/18/83)

- 20Reggie Johnson vs. Eastern Kentucky (3/9/79)
- 20Ron Widby vs. Dayton (3/17/67)

NCAA Individual Rebounding (all 18 10-rebound outings are listed)

- 18Jarnell Stokes vs. Mercer (3/23/14)
- 14Jarnell Stokes vs. Massachusetts (3/21/14)
- 14Isiah Victor vs. Delaware (3/12/99)
- 14Reggie Johnson vs. Furman (3/6/80)
- 13Josiah-Jordan James vs. Oregon State (3/19/21)
- 13Jarnell Stokes vs. Iowa (3/19/14)
- 12Admiral Schofield vs. Wright State (3/15/18)
- 12Ernie Grunfeld vs. Syracuse (3/13/77)
- 12Bernard King vs. Syracuse (3/13/77)
- 11Jeronne Maymon vs. Massachusetts (3/21/14)
- 11Duke Crews vs. Long Beach State (3/16/07)
- 11Andre Patterson vs. Winthrop (3/16/06)
- 11Rashard Lee vs. Illinois State (3/12/98)
- 11Gary Carter vs. Eastern Kentucky (3/9/79)
- 10JaJuan Smith vs. Wichita State (3/18/06)
- 10Vincent Yarbrough vs. Charlotte (3/16/01)
- 10Doug Roth vs. West Virginia (3/10/89)
- 10Reggie Johnson vs. Syracuse (3/13/77)

NCAA Individual Assists (all four 10-assist outings are listed)

- 16Bert Bertelkamp vs. Maryland (3/8/80)
- 12Johnny Darden vs. Syracuse (3/13/77)
- 11Dane Bradshaw vs. Long Beach State (3/16/07)
- 10Zakai Zeigler vs. Saint Peter's (3/21/24)

NCAA Individual Blocks (lone five-block outing is listed)

- 5Major Wingate vs. Wichita State (3/18/06)



1967 NCAA Mideast Region — Regional Semifinal

Tennessee (21-6)	52
Dayton (23-5)	53

March 17, 1967 • McGaw Hall • Evanston, Ill.

A cold-shooting first half was too much for Tennessee to overcome as the Volunteers fell, 53-52, to Dayton in their first NCAA Tournament appearance.

Tennessee trailed 36-25 at the break as Dayton hit 58 percent from the field compared to the Vols' 23 percent. Tennessee hit only seven buckets in 31 attempts. Tennessee fought back, though, and whittled the lead down to 50-48 with 8:01 left on the clock when both teams started holding the ball.

The Vols had possession of the ball and were looking for the perfect shot to tie the game, but Tom Boerwinkle was called for walking, and Dayton took over possession.

Tennessee regained possession when Billy Hann came up with a steal with 3:10 remaining. Bill Justus then knotted the score at 50 when he hit a jumper with just over two minutes left in the game.

Dayton then held the ball looking for a game winning shot. The Vols forced the issue with 24 seconds remaining and fouled Bobby Joe Hooper. Hooper was good on one of his free throw attempts giving the Vols a chance for the final shot and the win.

The man picked to take the shot was Ron Widby, who had hit the game-winning shot against Mississippi State in the Vols' regular season finale to clinch the SEC championship

But Widby's jumper from 20-feet was off the mark, and Dayton eventually regained possession. Two free throws later, the Flyers led 53-50. Widby hit an uncontested lay-up at the buzzer to finish the scoring.

"Somebody has to take the last shot," Widby said. "I never mind the pressure. I thought the ball was going in."

The Vols held All-America Don May, who came into the game averaging 22 points, to nine points on 2-of-10 shooting, but the guard duo of Hooper and Gene Klaus led the Flyers with 14 and 12, respectively. They shot a combined 11-of-14 from the field.

"We did a fine defensive job on May, but got beat by the outside shooting of their guards," UT head coach Ray Mears said. "They surprised us. We just didn't think they could shoot so well from long range."

Widby finished with a game-high 20 points to pace four Vols in double figures.

NOTES: Dayton advanced to the national championship game before falling 79-64 to UCLA ... The Vols won the SEC championship with a 15-3 record.

VISITORS: Tennessee 21-6

		FG	FT	REBS	PF	TP
15	Ron Widby	f	7-20	6-7	4	2 20
20	Tom Hendrix	f	5-11	0-0	1	2 10
34	Tom Boerwinkle	c	4-7	2-3	9	5 10
42	Bill Justus	g	4-9	2-3	5	2 10
14	Billy Hann	g	0-4	1-1	2	0 1
24	Wes Coffman		0-0	0-0	0	0 0
50	David Bell		0-1	1-2	2	0 1
Team				4		
Totals		20-52	12-16	27	11	52

TOTAL FG% Game: 38.5%
F Throw% Game: 75.0%

HOME TEAM: Dayton 23-5

		FG	FT	REBS	PF	TP
33	Dan Sadlier	f	4-4	2-2	1	4 10
21	Donald May	f	2-10	5-5	14	2 9
31	Dan Obrovac	c	1-2	1-2	4	2 3
14	Gene Klaus	g	5-7	2-2	0	0 12
42	Bobby Joe Hooper	g	6-7	2-2	2	0 14
22	Rudy Waterman		2-3	0-0	0	0 4
43	Glinder Torain		0-2	1-1	3	2 1
Team				1		
Totals		24-35	13-14	25	10	53

TOTAL FG% Game: 57.1%
F Throw% Game: 92.9%

Officials: Phil Fox, Mike Ditismaio
Technical fouls: None
Attendance: N/A

Score by Periods	1st	2nd	Total
Tennessee	25	27	52
Dayton	36	17	53

1967 NCAA Mideast Region — Regional Consolation

Indiana (18-8)	51
Tennessee (21-7)	44

March 18, 1967 • McGaw Hall • Evanston, Ill.

Tennessee struggled from the field in a 51-44 defeat at the hands of Indiana in an NCAA Tournament regional consolation game.

The Vols stayed close throughout the game and had as much as a three-point lead in the second half, but eventually faltered down the stretch. Tennessee connected on 14-of-46 shots from the field for 30.7 percent. Indiana did not fair much better at 37.2 percent, but dominated the boards 43 to 27.

A short jumper from Ron Widby gave the Vols an 18-16 lead with just over five minutes left in the first half. Indiana then went into a stall in attempt to take the last shot of the half. They eventually got a bucket from Bill Joyner to tie the score. Tennessee failed to score on its next possession, and Vernon Payne gave the Hoosiers a 20-18 lead. Bill Justus hit a jumper at the halftime buzzer to pull the Vols even.

Justus hit two free throws in the opening minutes of the second half to give the Vols a 27-24 advantage, but Indiana outscored the Vols 21-11 to open up a 45-38 lead.

Justus and Widby hit back-to-back buckets for the Vols to cut the lead to three, but Russell and Jack Johnson hit two free throws each to put the game out of reach.

The game was physical from the start which did not suit the playing style of Tennessee.

"We played as hard as we could under the conditions," Tennessee coach Ray Mears said. "They are taking the finesse out of the game when they depend on brute strength. We were not real sharp, but there were a lot of bumps and bruises out there."

NOTES: Indiana coach Lou Watson signed a scholarship with Tennessee coach John Mauer in 1946, but eventually played at Indiana ... Widby was named to the All-Tournament Team ... Widby scored 619 points during the 1966-67 season which was the most ever by a Vol ... Widby surpassed the mark of 522 points set by Carl Widseth during the 1955-56 season ... Widby averaged 22.1 points per game, which was tops in the SEC ... Indiana was the Big Ten champion.

VISITORS: Indiana 18-8

		FG	FT	REBS	PF	TP	TO
34	Harry Joyner	f	5-10	0-2	8	3 10	
33	Ken Johnson	f	2-7	5-5	7	4 9	
31	William DeHeer	c	4-8	5-8	16	3 13	
23	Vernon Payne	g	2-6	4-5	2	3 8	
22	William Russell	g	3-11	4-4	5	2 10	
44	Earl Schneider		0-0	0-0	0	1 0	
24	Vernon Pfaff		0-1	1-1	1	1 1	
Team				4			
Totals		16-43	19-25	43	17	51 15	

TOTAL FG% Game: 37.2%
F Throw% Game: 76.0%

HOME TEAM: Tennessee 21-7

		FG	FT	REBS	PF	TP	TO
53	Ron Widby	f	8-19	7-9	9	4 23	
21	Tom Hendrix	f	2-7	0-2	1	5 4	
35	Tom Boerwinkle	c	1-5	0-1	7	4 2	
43	Bill Justus	g	3-12	7-7	4	2 13	
15	Billy Hann	g	0-1	2-2	1	0 2	
25	Wes Coffman		0-1	0-0	0	1 0	
55	David Bell		0-1	0-0	0	1 0	
Team				5			
Totals		14-46	16-21	27	17	44 10	

TOTAL FG% Game: 30.4%
F Throw% Game: 76.2%

Officials: Bill Fidgein, Phil Fox
Technical fouls: None
Attendance: 7,419

Score by Periods	1st	2nd	Total
Indiana	21	30	51
Tennessee	21	23	44

ALL-TIME NCAA TOURNAMENT GAME RECAPS

1976 NCAA East Region — First Round

Tennessee (21-6) 75
VMI (21-9) 81

March 13, 1976 • Charlotte Coliseum • Charlotte, N.C.

VMI placed five players in double figures and shot a sizzling 66 percent from the field to upset the Volunteers, 81-75, in the opening round of the NCAA Tournament.

The "Bernie" was missing from "The Ernie and Bernie Show" in this game, as Bernard King was out of action with an injured left thumb. Ernie Grunfeld held up his end of the show as he poured in 36 points and grabbed eight rebounds.

"I'm not embarrassed that we lost to VMI," Grunfeld said. "I'm never embarrassed if we try, and we tried hard. We just didn't get enough done. We can't let them shoot like that and expect to win."

Grunfeld scored 12 straight points for Tennessee to close the first half, and the Vols had as much as a six-point lead during that stretch.

The scored stood tied at 60 with 5:42 left in the game when the Keydets reeled off eight unanswered points. Tennessee had three shots blocked during that stretch, and Dave Montgomery scored six of the eight points for VMI. Two free throws from Austin Clarke pulled the Vols to within 70-67 with 2:08 remaining, but the Vols could get no closer.

Tennessee coach Ray Mears made a move at halftime in hopes to give the Vols an emotional lift as King dressed out.

"We let him dress out to see if it would give us a mental lift," Mears said. "I wasn't about to play him. We were not going to risk his future. Most of you don't realize how much he means to us. We were just hoping to get through this first game."

Will Bynum led the Keydets with 20 points, followed by 19 from Ron Carter. John Krovic added 17, Curt Reppart tossed in 11, and Montgomery finished with 10.

Mike Jackson was the only other Vol in double figures with 14 points.

NOTE: VMI lost 91-75 to Rutgers in the Regional Semifinals.

VISITORS: Tennessee 21-6

			FG	FT	REBS	PF	TP	A	TO	Bl	St	Min
22	Ernie Grunfeld	f	13-23	10-13	8	3	36	0	5	0	3	40
25	Mike Jackson	f	5-13	4-5	1	5	14	0	4	0	1	39
43	Doug Ashworth	c	3-6	0-0	3	2	6	2	1	0	3	31
34	Austin Clark	g	3-9	3-3	8	5	9	3	0	0	1	39
10	Johnny Darden	g	4-8	0-0	1	2	8	6	1	0	3	40
30	Terry Crosby		0-2	0-2	1	3	0	0	1	0	1	10
41	Mike Smithson		1-1	0-0	1	0	2	0	0	0	0	1
	TEAM			2								
	Totals		29-62	17-23	25	20	75	11	13	0	12	200

TOTAL FG% 1st Half: 13-27 48.1% 2nd Half: 16-35 45.7% Game: 46.8%
F Throw% 1st Half: 12-17 70.6% 2nd Half: 5-6 83.3% Game: 73.9%

HOME TEAM: VMI 21-9

			FG	FT	REBS	PF	TP	A	TO	Bl	St	Min
13	Ron Carter	f	8-11	3-6	14	4	19	5	6	2	1	39
20	Chris Reppart	f	5-7	1-3	1	2	11	5	5	0	1	39
22	John Krovic	c	6-9	5-5	2	0	17	5	1	0	0	37
30	Will Bynum	g	8-14	4-4	4	4	20	0	2	0	1	33
45	David Montgomery	g	4-5	2-4	6	4	10	0	1	1	2	37
42	George Borojevich		2-4	0-0	5	3	4	0	3	0	0	19
40	Kelly Lombard		0-0	0-0	0	1	0	0	2	0	0	1
52	Pat Kelley		0-0	0-0	0	1	0	0	2	0	0	1
TEAM				0								
Totals			33-50	15-22	32	19	81	15	22	3	5	200

TOTAL FG% 1st Half: 18-27 66.7% 2nd Half: 15-23 65.2% Game: 66.0%
F Throw% 1st Half: 1-3 33.3% 2nd Half: 14-19 73.7% Game: 68.2%

Officials: Robert Korte, Jim Bain

Technical fouls: Tennessee: Bench, Darden; VMI: Bench

Attendance: 11,666

Score by Periods	1st	2nd	Total
Tennessee	38	37	75
VMI	37	44	81

1977 NCAA Mideast Region — First Round

Tennessee (22-6) 88
Syracuse (26-3) OT 93

March 13, 1977 • Assembly Center • Baton Rouge, La.

Syracuse posted a 93-88 overtime victory to put an end to the famed "Ernie and Bernie Show" at Tennessee.

Things looked good early for Tennessee as the Vols raced out to a 20-10 lead against a pressing Syracuse defense. But the Orangemen regained their composure and eventually tied the score at 32 with just under five minutes left in the first half.

Tennessee held strong, though, and an Ernie Grunfeld jumper put the Vols up eight at 47-39 with 17:51 left in the second half. Syracuse then staged a 14-2 run over the next five minutes to take a 53-49 advantage.

Syracuse held a 78-74 lead with 1:31 left in the second half, but Reggie Johnson hit a short jumper and converted two free throws to tie the game. Larry Kelley's shot at the end of regulation could have won the game for the Orangemen, but it was off the mark.

A Ross Kindel steal and layup gave Syracuse an 86-80 lead with 2:03 left in overtime. Syracuse then hit 7-of-9 free throws in the final minute of overtime to seal the victory.

"We didn't score when we needed to score," Tennessee coach Ray Mears said. "The break worked well early then went dry. Our game is based on King, Grunfeld and Jackson playing 40 minutes each. Maybe that is a fallacy. If you live by that idea, you die by it."

It certainly hurt the Vols as Grunfeld, Bernard King and Mike Jackson all watched the end of the game from the bench. Not helping matters were the 26 turnovers the Vols committed.

Grunfeld led the Vols with 26 points and 12 rebounds, King tossed in 23 and also grabbed 12 rebounds. Reggie Johnson added 17 points and 10 boards.

"I hope what happened against Syracuse won't wash out the things we've done all year," King said. "It was a great year for me and the team."

NOTES: The 22 wins by the Vols set a school record at that time ... Tennessee won a share of the SEC championship along with Kentucky ... Syracuse was led by first-year head coach Jim Boeheim ... Syracuse lost 81-59 to UNC Charlotte in the Regional Semifinals to finish its season 26-4.

VISITORS: Tennessee 22-6

		FG	FT	REBS	PF	TP	A	TO	Bl	St	Min
22	Ernie Grunfeld	f	10-16	6-11	12	5	26	4	6	0	1 44
53	Bernard King	f	8-19	7-8	12	5	23	2	9	0	0 38
32	Reggie Johnson	c	6-12	5-5	10	4	17	0	1	2	0 36
24	Johnny Darden	g	3-8	0-0	1	1	6	12	6	0	1 41
25	Mike Jackson	g	6-13	0-0	3	5	12	5	1	0	0 30
30	Terry Crosby		0-4	0-0	3	2	0	4	3	0	0 15
33	Chuck Threeths		0-0	0-0	2	1	0	0	0	0	0 16
10	Bert Bertelkamp		2-3	0-0	0	3	4	0	0	0	0 5
	TEAM			1							
	Totals		35-75	18-24	44	27	88	27	26	3	2 225

TOTAL FG% 1st Half: 16-33 48.4% 2nd Half: 19-42 45.0% Game: 46.6%
F Throw% 1st Half: 6-7 85.7% 2nd Half: 12-17 71.0% Game: 75.0%

HOME TEAM: Syracuse 26-3

		FG	FT	REBS	PF	T	A	TO	Bl	St	Min	
33	Dale Shackelford	f	3-4	1-5	9	4	7	4	4	0	2	29
44	Marty Byrnes	f	4-9	7-7	11	2	15	1	3	2	0	41
50	Roosevelt Bouie	c	3-8	2-2	4	5	8	0	3	2	0	25
11	Larry Kelley	g	9-15	4-4	2	1	22	3	4	0	0	37
22	James Williams	g	7-13	2-2	1	2	16	7	5	0	0	27
20	Ross Kindel		5-9	2-3	2	2	12	3	3	0	2	26
55	Louis Orr		2-6	2-4	9	5	6	3	3	1	0	28
35	Bill Drew		2-4	3-4	2	1	7	2	0	0	0	10
53	Robert Parker		0-0	0-0	0	1	0	0	0	0	0	2
	TEAM			1				2				
	Totals		35-69	23-32	42	23	93	23	25	5	4	225

TOTAL FG% 1st Half: 14-37 37.8% 2nd Half: 21-32 66.0% Game: 50.7%
F Throw% 1st Half: 7-10 70.0% 2nd Half: 16-23 73.0% Game: 71.9%

Officials: Burch, Richard

Technical fouls: None

Attendance: 5,965

Score by Periods	1st	2nd	OT	Total
Tennessee	38	40	10	88
Syracuse	35	43	15	93

1979 NCAA Mideast Region — First Round

#9	Eastern Kentucky (21-8)	81
#8	Tennessee (21-11)	97
<i>March 9, 1979 • Murphy Athletic Center • Murfreesboro, Tenn.</i>		

Tennessee turned an early 10-point deficit into a 44-38 halftime lead and eventually logged a 97-81 victory over the Colonels. This was Tennessee's first-ever win in the NCAA Tournament.

The Vols fell behind 15-5 in the first five minutes of the game before finally getting things on track. Gary Carter made three consecutive field goals to spark a Tennessee rally and pull the Vols within 16-13. Johnny Darden then hit a long jumper, and the Vols had the Colonel lead to one.

Eastern Kentucky regained its composure and had the lead back out to 30-26 with 4:44 left in the first half.

Terry Crosby then reeled off three consecutive buckets for the Vols, and Tennessee held a 32-30 advantage with just under four minutes left in the half.

"This game was won in the final eight minutes of the first half," Tennessee coach Don DeVoe said. "By getting the ball to Terry Crosby, we were able to turn it around. We played poorly in the first 10 minutes but our kids snapped out of it."

The game was still close five minutes into the second half, but Tennessee went on an 18-6 run to turn a 54-50 lead into a 72-56 advantage with 8:21 left in the game.

"We were too psyched up at the beginning," Reggie Johnson said. "That was a terrible start. We had to come down from our high before we could play."

Johnson led the Vols with 20 points and nine rebounds. Carter added 18 points with a game-high 11 rebounds. Crosby finished the game with 19 points.

James Tillman led Eastern Kentucky with 21 points. He was one of five Colonels in double figures as Dave Tierney netted 13, Bruce Jones had 12, and Vic Merchant and Kenney added 11 each.

NOTE: Eastern Kentucky was the Ohio Valley Conference champion.

VISITORS: Eastern Kentucky 21-8

		FG	FT	REBS	PF	TP	A	TO	Bl	St	Min
05	James Tillman	f	7-17	7-8	8	3	21	0	4	0	40
22	Vic Merchant	f	4-10	3-5	6	4	11	1	2	0	33
35	DaveBootcheck	c	1-2	0-0	3	5	2	0	0	1	10
10	Kenney Elliott	g	5-12	1-2	2	0	11	3	2	1	34
11	Bruce Jones	g	6-19	0-1	2	2	12	9	8	0	23
12	Dave Tierney		6-9	1-2	4	3	13	1	0	0	16
20	Donnie Moore		1-2	1-1	2	0	3	0	0	0	3
33	Chris Williams		2-4	0-0	1	1	4	1	0	0	7
44	Dale Jenkins		2-5	0-0	9	5	4	1	1	0	24
	TEAM				2						
	Totals		34-80	13-19	39	23	81	16	17	2	5 200

TOTAL FG%	1st Half: 16-36 44.4%	2nd Half: 18-44 41.0%	Game: 42.5%
F Throw%	1st Half: 6-12 50.0%	2nd Half: 7-7 100.0%	Game: 68.4%

HOME TEAM: Tennessee 21-11

		FG	FT	REBS	PF	TP	A	TO	Bl	St	Min
25	Terry Crosby	f	7-12	4-4	6	3	19	4	3	0	4 36
32	Reggie Johnson	f	6-14	8-12	9	4	20	2	3	0	0 27
44	Howard Wood	c	3-5	1-2	5	2	7	0	1	1	0 12
10	Bert Bertelkamp	g	1-1	0-0	1	3	2	3	2	0	1 14
30	Gary Carter	g	7-13	4-4	11	1	18	4	2	0	1 37
14	Terry Glenn		1-2	0-0	1	1	2	0	0	0	0 3
20	Mike Stapleton		0-0	0-0	2	1	0	0	2	0	0 3
21	James Meriweather		1-2	0-0	1	0	2	0	0	0	0 3
23	Kenne Teffetteller		0-0	2-2	0	0	2	0	1	0	0 4
24	Johnny Darden		3-5	2-2	3	1	8	6	2	0	2 23
31	Chuck Threeths		5-9	1-2	8	2	11	0	3	0	0 24
43	Kevin Nash		2-4	1-2	3	0	5	0	2	0	0 10
53	Steve Ray		0-1	1-2	0	0	1	0	0	0	0 4
	TEAM				3						
	Totals		36-68	25-33	53	18	97	19	21	1	8 200

TOTAL FG%	1st Half: 16-33 48.4%	2nd Half: 20-35 57.1%	Game: 52.9%
F Throw%	1st Half: 12-15 80.0%	2nd Half: 13-18 72.2%	Game: 75.7%

Officials: Paul Houseman, Rich Ballesteros, Dan Nicksch

Technical fouls: None
Attendance: 10,982

Score by Periods	1st	2nd	Total
Eastern Kentucky	38	44	81
Tennessee	44	53	97

1979 NCAA Mideast Region — Second Round

#1	Notre Dame (23-5)	73
#8	Tennessee (21-12)	67
<i>March 11, 1979 • Murphy Athletic Center • Murfreesboro, Tenn.</i>		

Notre Dame outscored the Vols 14-4 to open the second half to turn a 32-32 halftime tie into a 46-36 lead. Tennessee got no closer than five points the rest of the game and fell, 73-67, to the Irish.

"It was one of our poorest games in terms of poise and concentration," Tennessee coach Don DeVoe said. "We hustled and worked the boards hard in the first half, but Notre Dame made us play as if we were scared in the first two minutes of the second half."

Notre Dame opened the second half with a full-court press, forcing four Tennessee turnovers in the first 2:05 of the half.

"We noted that Tennessee made 21 turnovers against Eastern Kentucky, so our staff decided to go right after them with the press," Notre Dame coach Digger Phelps said. "We played it loosely at the start then went to a closer press with a quick-trap. That forced some turnovers and gave us some breathing room."

Both Terry Crosby and Reggie Johnson had poor games shooting the ball for the Vols. They combined to hit 7-of-21 field goal attempts. Johnson also missed five of his 10 free-throw attempts.

"Neither Terry Crosby and Reggie Johnson had a good offensive game," DeVoe said. "When that happens, we have problems."

Johnson finished with 13 points, eight below his season average. Gary Carter led the Vols with 16 points. Chuck Threeths added 10 points and eight rebounds.

"I was taking normal shots, but there was a lid on the basket," Crosby said. "Almost any night we play, Reggie and I have to have good games offensively for us to win. Neither of us scored as we must to win."

NOTES: Tennessee had won nine consecutive games before losing to the Irish, including two games in the SEC Tournament on its way to the tournament title ... Notre Dame lost 80-68 to Michigan State in the Regional Finals ... 1979 was the first year tournament seeding was used.

VISITORS: Notre Dame 23-5

		FG	FT	REBS	PF	TP	A	TO	Bl	St	Min
44	Kelly Tripucka	f	6-7	9-10	3	2	21	0	0	0	1 29
32	Orlando Woolridge	f	4-7	0-1	6	4	8	0	1	0	3 28
34	Bruce Flowers	c	3-4	0-0	4	5	6	0	2	1	1 17
12	Rich Branning	g	3-9	0-0	1	3	6	1	2	0	0 20
42	Bill Hanzlik	g	6-10	4-4	1	4	16	0	1	1	2 28
15	Mike Mitchell		0-1	0-0	0	1	0	01	1	0	0 4
24	Stan Wilcox		0-0	0-0	0	2	0	1	1	0	0 6
30	Tracy Jackson		1-8	2-6	2	0	4	0	1	0	0 23
52	Bill Laimbeer		2-3	8-11	12	3	12	0	2	1	0 29
	TEAM				4						
	Totals		25-49	23-32	33	24	73	2	11	3	7 200

TOTAL FG%	1st Half: 14-27 51.9%	2nd Half: 11-22 50.0%	Game: 51.0%
F Throw%	1st Half: 4-5 80.0%	2nd Half: 19-28 67.9%	Game: 71.9%

HOME TEAM: Tennessee 21-12

		FG	FT	REBS	PF	TP	A	TO	Bl	St	Min
25	Terry Crosby	f	3-10	2-2	5	2	8	2	0	0	1 39
32	Reggie Johnson	f	4-11	5-10	5	5	13	0	2	0	0 26
44	Howard Wood	c	4-7	0-0	7	3	8	0	3	0	0 15
10	Bert Bertelkamp	g	0-1	0-0	0	2	0	0	0	0	0 7
30	Gary Carter	g	7-16	2-3	7	5	16	0	4	0	2 38
23	Kenne Teffetteller		0-0	0-0	0	0	0	0	0	0	0 1
24	Johnny Darden		4-6	2-4	2	4	10	2	3	0	1 34
31	Chuck Threeths		4-8	2-4	8	2	10	0	2	0	0 29
43	Kevin Nash		0-1	2-2	0	5	2	0	2	0	1 7
53	Steve Ray		0-0	0-0	1	1	0	0	0	0	0 3
	TEAM				9						
	Totals		26-60	15-25	44	29	67	4	16	0	5 200

TOTAL FG%	1st Half: 13-32 40.6%	2nd Half: 13-28 46.4%	Game: 43.3%
F Throw%	1st Half: 6-13 46.2%	2nd Half: 9-12 75.0%	Game: 60.0%

Officials: Rich Ballesteros, Paul Houseman

Technical fouls: N/A
Attendance: 10,982

Score by Periods	1st	2nd	Total
Notre Dame	32	41	73
Tennessee	32	35	67

OUTLOOK

PLAYERS

STAFF

REVIEW

RESULTS

RECORDS

HONORS

POSTSEASON

VOLMANAC

MEDIA INFO



ALL-TIME NCAA TOURNAMENT GAME RECAPS

1980 NCAA East Region — First Round				
#10	Furman (23-7)			69
#7	Tennessee (18-10)			80
March 8, 1980 • Greensboro Coliseum • Greensboro, N.C.				

A change in the starting lineup proved fruitful for the Vols as they posted an 80-69 victory over the Palladins.

The Vols inserted Steve Ray and Chuck Threeths in the starting lineup for Dale Ellis and Kevin Nash, respectively. The change was made so the Vols could use their quickness against Furman's man-to-man defense. The strategy worked.

Tennessee was able to get the fastbreak going early with the lineup change and jumped out to a quick 8-2 lead. Furman rallied, though, with a 13-4 scoring spree to hold a 15-12 advantage with 13:08 remaining in the first half.

But two baskets by Howard Wood, a layup from Nash and two free throws from Reggie Johnson gave the Vols a 20-15 lead with just under 10 minutes left in the half. It was all Tennessee from there on out.

"The way we came out and clicked and got our open shots to drop made all the difference in the world," Nash said. "It gave us the feeling we weren't going to lose."

Adding to Furman's woes was a poor performance from the free-throw line. Furman's starters entered the game shooting better than 70 percent from the line. Furman hit only 17-of-32 free throws for 53 percent.

"We missed a potential 13 points at the line in the first half, and that was the difference in the game," Furman coach Eddie Holbrook said. "Almost everything that went wrong in this game goes back to the free throws. Once we got behind, we got out of what we wanted to do."

Tennessee held a 40-29 lead at the halftime break, and Furman trimmed it down to 49-41. But three straight baskets by Wood capped a 9-2 run that broke the game open. Tennessee led by as many as 21 points in the second half.

Wood was one of three Vols in double figures with 19 points. Reggie Johnson had a game-high 28 points along with 14 rebounds. Jonathan Moore led Furman with 22 points and 17 rebounds.

NOTES: Future Vol assistant coach Michael Hunt (1994-97) was on the Furman team ... Furman's berth in the NCAA Tournament came via its Southern Conference championship.

VISITORS: Furman 23-7												
	FG	FT	REBS	PF	TP	A	TO	Bl	St	Min		
55 Ronald White	f	3-7	2-5	0	0	8	0	1	1	0	24	
42 Rick McKinney	f	3-6	5-8	6	1	11	0	3	0	0	26	
25 Jonathan Moore	c	9-14	4-8	17	3	22	1	3	1	1	30	
20 Mel Daniel	g	6-9	3-5	1	4	15	4	4	0	2	30	
22 Michael Hunt	g	2-6	0-1	1	3	4	1	5	0	0	30	
35 Reggie Small		1-3	0-0	2	1	2	0	0	0	0	14	
31 Dale Crowe		0-2	2-2	0	3	2	3	1	0	0	13	
24 Tobe Jackson		1-5	0-0	3	0	2	2	0	0	0	7	
51 Randy Butler		0-1	0-0	0	3	0	0	2	0	0	7	
44 William Hanks		1-3	1-3	0	0	3	0	0	0	0	9	
Team				5								
Totals		26-56	17-32	35	18	69	11	19	3	3	200	

TOTAL FG%	1st Half: 11-25 44.0%	2nd Half: 15-33 48.4%	Game: 46.4%
F Throw%	1st Half: 7-16 43.8%	2nd Half: 10-16 62.5%	Game: 53.1%

HOME TEAM: Tennessee 18-10												
	FG	FT	REBS	PF	TP	A	TO	Bl	St	Min		
32 Reggie Johnson	f	13-19	2-2	14	2	28	3	4	3	1	37	
53 Steve Ray	f	0-3	0-0	2	5	0	1	0	1	1	28	
31 Chuck Threeths	c	1-3	0-0	5	3	2	1	2	0	0	10	
30 Gary Carter	g	6-8	1-2	6	4	13	6	4	0	1	34	
10 Bert Bertelkamp	g	1-5	1-3	1	5	3	8	1	0	2	19	
41 Dale Ellis		1-6	0-0	3	0	2	0	0	0	0	14	
40 Howard Wood		9-11	1-2	5	3	19	1	2	0	0	25	
43 Kevin Nash		3-7	0-2	8	4	6	0	0	0	0	8	
15 Ralph Parton		2-5	3-5	1	3	7	4	3	0	1	19	
24 Michael Poole		0-2	0-0	1	0	0	2	0	0	0	5	
34 Anthony Love		0-0	0-0	0	0	0	0	0	0	0	1	
Team				1								
Totals		36-69	8-16	47	29	80	26	16	4	6	200	

TOTAL FG%	1st Half: 19-43 44.2%	2nd Half: 17-26 65.4%	Game: 50.7%
F Throw%	1st Half: 2-4 50.0%	2nd Half: 6-12 50.0%	Game: 50.0%

Officials: Turner, Watson, Ballesteros
Technical fouls: Tennessee: Don DeVoe
Attendance: 6,865

Score by Periods	1st	2nd	Total
Furman	29	40	69
Tennessee	40	40	80

1980 NCAA East Region — Second Round				
#7	Tennessee (18-11)			75
#2	Maryland (24-6)			86
March 8, 1980 • Greensboro Coliseum • Greensboro, N.C.				

Foul trouble for Reggie Johnson spelled doom for Tennessee, as Maryland posted an 86-75 victory over Tennessee.

"When you have a team that relies on one man to score and he gets in foul trouble, your team is in serious trouble," Tennessee coach Don DeVoe said. "When Reggie doesn't play, you don't win."

Tennessee was rolling in the first half, and Johnson was nearly unstoppable. He scored 17 points in the game's first 14 minutes to help Tennessee to a 29-18 lead. Johnson picked up his second foul of the game with just under three minutes left in the first half, but Tennessee still held a 40-32 advantage at the break.

Johnson scored two buckets in the opening minutes of the second half, and the Vols led 46-39 with 16:23 left in the game. Then, in a matter of 10 seconds, Johnson got whistled for his third and fourth fouls and went to the bench with 15:06 left in the game. He didn't score again.

"I guarantee we got the short end of the officiating in the second half," DeVoe said. "You don't win in the tournament play when you get the short end. The two fouls on Johnson were the turning point."

Greg Manning pulled the Terrapins even at 50 with a rebound basket at the 13:26 mark in the second half. Maryland eventually pulled out to a 70-62 lead, but the Vols rallied back and pulled within 78-75 on a short jumper from Howard Wood with 45 seconds remaining. Manning then had back-to-back three-point plays for Maryland to squelch any Vol hopes for a victory.

Gary Carter also had 21 points for the Vols along with eight rebounds. Bert Bertelkamp dished out a career-high 16 assists against only two turnovers in 39 minutes of action.

Manning led Maryland with 28 points to pace four Terrapins in double figures. Albert King added 20, Buck Williams 19 and Ernest Graham 14. Maryland also shot a hot 63.2 percent from the field compared to 47 percent for Tennessee.

NOTES: Maryland's Albert King is the brother of former Vol All-American Bernard King ... Maryland lost in the Regional Semifinals 74-68 to Georgetown.

VISITORS: Tennessee 18-11												
	FG	FT	REBS	PF	TP	A	TO	Bl	St	Min		
32 Reggie Johnson	f	10-17	1-1	4	5	21	0	1	0	0	25	
53 Steve Ray	f	0-3	0-0	2	3	0	1	0	0	0	17	
31 Chuck Threeths	c	0-2	0-0	5	3	0	0	2	0	0	19	
10 Bert Bertelkamp	g	3-8	2-2	2	5	8	16	2	0	0	39	
30 Gary Carter	g	7-12	7-7	8	1	21	3	1	0	1	40	
41 Dale Ellis		3-6	1-2	2	5	7	0	0	0	1	22	
43 Kevin Nash		2-4	2-2	3	2	6	0	0	0	0	11	
15 Ralph Parton		0-0	0-0	0	0	0	0	1	0	0	1	
24 Michael Poole		0-1	0-0	0	1	0	0	0	0	0	1	
44 Howard Wood		6-13	0-0	4	0	12	0	2	1	2	25	
Team				0								
Totals		31-66	13-14	30	25	75	20	9	1	4	200	

TOTAL FG%	1st Half: 16-32 50.0%	2nd Half: 15-34 44.1%	Game: 47.0%
F Throw%	1st Half: 8-9 88.9%	2nd Half: 5-5 100.0%	Game: 92.9%

HOME TEAM: Maryland 24-6												
	FG	FT	REBS	PF	TP	A	TO	Bl	St	Min		
55 Albert King	f	10-16	0-0	6	2	20	3	6	0	1	40	
25 Ernest Graham	f	5-8	4-7	9	3	14	5	3	0	0	39	
52 Buck Williams	c	8-13	3-6	9	5	19	0	1	2	0	38	
10 Greg Manning	g	11-15	6-7	3	0	28	3	1	0	1	39	
15 Reggie Jackson	g	2-4	1-5	4	2	5	10	2	0	2	35	
21 Dutch Morley		0-1	0-0	0	0	0	0	0	0	0	7	
54 Taylor Baldwin		0-0	0-0	1	1	0	0	0	1	0	2	
Team				4								
Totals		36-57	14-25	36	13	86	21	13	3	4	200	

TOTAL FG%	1st Half: 14-23 60.9%	2nd Half: 22-34 64.7%	Game: 63.2%
F Throw%	1st Half: 4-7 57.1%	2nd Half: 10-18 55.6%	Game: 56.0%

Officials: Pavia, Tate, Dibler
Technical fouls: Maryland: Lefty Driesell; Tennessee: Don DeVoe
Attendance: 13,210

Score by Periods	1st	2nd	Total
Tennessee	40	35	75
Maryland	32	54	86

1981 NCAA East Region — Second Round				
#5	VCU (24-5)			56
#4	Tennessee (21-7)		OT	58
March 15, 1981 • Charlotte Coliseum • Charlotte, N.C.				

Dale Ellis drilled a 15-foot jumper at the buzzer to lift Tennessee to a 58-56 overtime victory over Virginia Commonwealth.

"I just stood there after I shot that ball," Ellis said. "That was the greatest feeling to make that shot."

Ellis' shot was the only shot taken in the five-minute extra period. Virginia Commonwealth got the opening tip in overtime and stalled away the first half of the period. The Rams lost their chance at attempting a shot when Steve Ray forced Danny Kottak out-of-bounds.

Tennessee then held the ball the second half of overtime and called a timeout with 19 seconds remaining. Michael Brooks passed the ball over to Ellis with five seconds left, and the sophomore from Marietta, Ga., hit the game-winner. Ellis was not the Vols' first option to take the shot, though.

"The ball was supposed to come to me, and I was supposed to pass it to Howard (Wood) in the corner," Ellis said. "It was Howard that kept us in the game, and it's usually (him) who takes the final shot."

The play was the same play the Vols ran at the end of regulation in attempt to make the game-winner. But Ellis threw an ill-advised pass to Steve Ray, and the Vols lost their opportunity to win at the end of regulation.

Tennessee coach Don DeVoe told Ellis to go with the shot if the opportunity arose again. It did, and Ellis made good.

"I don't think there's a bigger shot in Tennessee basketball in a long time than the one Dale Ellis made," DeVoe said. "We were able to make the play at the end because they gave us the opportunity by making a turnover."

Overtime initially looked unlikely, as Tennessee built a 14-point first-half lead and led 38-25 at the start of the second half on a dunk by Ellis. The Rams erased the last two points of the deficit with a bucket from Kottak with 2:24 left in regulation to put the score at 56-56, which eventually forced the overtime.

Ellis finished with 22 points, and Wood scored 18. Greg McRay led the Rams with 23 points on 10-of-14 shooting.

NOTES: Tennessee received a first-round bye ... Tennessee's victory ended Virginia Commonwealth's 16-game winning streak, which was the longest in the nation.

VISITORS: Virginia Commonwealth 24-5												
	FG	FT	REBS	PF	TP	A	TO	Bl	St	Min		
21 Danny Kottak	f	5-7	0-0	2	3	10	2	4	0	1	43	
54 Greg McCray	f	10-14	3-5	8	4	23	1	2	1	1	44	
30 Kenny Stancell	c	0-3	1-3	5	2	1	0	2	2	1	43	
10 Monty Knight	g	5-11	2-2	3	1	12	4	2	1	0	41	
25 Edmund Sherod	g	4-8	2-2	5	1	10	3	2	0	0	45	
44 Greg Shropshire	g	0-0	0-0	0	0	0	0	0	0	0	5	
41 Don Jones	0-0	0-0	0	1	0	0	0	0	0	0	3	
11 Stanley Davis	0-0	0-0	0	0	0	0	0	0	0	0	1	
TEAM			2									
Totals		24-43	8-12	25	12	56	10	12	4	3	225	

TOTAL FG% 1st Half: 10-20 50% 2nd Half: 14-23 60.9% Game: 55.8%
F Throw% 1st Half: 5-8 62.5% 2nd Half: 3-4 75.0% Game: 66.7%

HOME TEAM: Tennessee 21-7												
	FG	FT	REBS	PF	TP	A	TO	Bl	St	Min		
14 Dale Ellis	f	10-13	2-2	5	3	22	0	1	1	0	45	
53 Steve Ray	f	0-4	0-0	3	3	0	1	0	0	0	29	
44 Howard Wood	c	7-13	4-5	4	3	18	4	2	0	0	41	
12 Ed Littleton	g	3-4	0-0	0	1	6	4	1	0	1	24	
30 Gary Carter	g	5-11	0-0	5	1	10	5	2	0	3	45	
21 Michael Brooks	0-2	0-0	1	1	0	3	2	0	0	0	37	
40 Willie Burton	1-1	0-0	0	0	2	0	0	0	0	0	4	
TEAM			1									
Totals		26-48	6-7	19	12	58	17	8	1	4	225	

TOTAL FG% 1st Half: 16-26 61.5% 2nd Half: 8-22 36.4% Game: 54.2%
F Throw% 1st Half: 4-4 100% 2nd Half: 2-3 66.7% Game: 85.7%

Officials: Burrell Crowell, Tom Fram, Robert Herrold
Technical fouls: Tennessee: Ellis
Attendance: 11,443

Score by Periods	1st	2nd	OT	Total
Virginia Commonwealth	25	31	0	56
Tennessee	36	20	2	58

1981 NCAA East Region — Regional Semifinal				
#4	Tennessee (21-8)			48
#1	Virginia (27-3)			62
March 19, 1981 • Charlotte Coliseum • Charlotte, N.C.				

Virginia outscored Tennessee 27-4 over a 12-minute span in the second half en route to a 62-48 regional semifinal victory.

Tennessee stayed close in the first half but could never take the lead against the Ralph Sampson-led Cavaliers. The Cavaliers shot 61.5 percent from the field during the first 20 minutes, but could only manage a 27-26 lead at the break.

The Vols got things rolling early in the second half. Virginia made the first bucket of the half with a putback by Jeff Lamp. The Vols then outscored Virginia 10-2 over the next six minutes to take a 36-31 lead.

Lamp then scored six of the game's next eight points, with the other two coming from a jumper by Virginia's Othell Wilson. The Cavaliers led 39-36 with 11:14 left in the game and never looked back.

"We knew Lamp was their money player, but we didn't realize it on the floor today," Tennessee guard Michael Brooks said. "They had a great player who took control, made the great plays and got back and played defense. If he hadn't taken control at that point, they wouldn't have won."

Lamp scored a game-high 18 points. Jeff Jones and Lee Raker added 10 apiece for Virginia. Tennessee did slow down the All-America Sampson by holding him to a season-low nine points and five rebounds. He had only one point and one rebound in the second half.

The sagging defense to stop Sampson may have proved costly for the Vols. Sampson hit on only 4-of-13 shots, but the rest of the Cavaliers combined to hit 20-of-30 for 66.6 percent.

"You may take Ralph out of the offense, but you leave yourself vulnerable somewhere else," Virginia forward Terry Gates said. "Raker and Lamp have thrived off that."

NOTE: Virginia advanced to the Final Four before losing to North Carolina 78-65.

VISITORS: Tennessee 21-8												
		FG	FT	REBS	PF	TP	A	TO	Bl	St	Min	
14	Dale Ellis	f	6-12	1-2	9	4	13	1	5	0	0	39
53	Steve Ray	f	2-4	0-0	0	1	4	1	1	0	0	33
44	Howard Wood	c	4-9	0-0	4	1	8	2	3	0	3	39
12	Ed Littleton	g	2-3	0-0	0	3	4	2	1	0	0	13
30	Gary Carter	g	4-9	1-2	4	4	9	2	0	0	0	39
21	Michael Brooks		3-8	0-0	1	2	6	6	3	0	2	27
10	Tyrone Beaman		2-2	0-0	0	3	4	2	0	0	0	7
33	Dan Federmann		0-0	0-0	0	0	0	0	0	0	0	1
34	Anthony Love		0-0	0-0	0	0	0	1	0	0	0	1
40	Willie Burton		0-1	0-0	0	0	0	0	0	1	0	1
TEAM				1								
Totals			23-48	2-4	19	18	48	17	13	1	5	200

TOTAL FG% 1st Half: 12-21 57.1% 2nd Half: 11-27 40.7% Game: 47.9%
F Throw% 1st Half: 2-4 50.0% 2nd Half: 0-0 0% Game: 50.0%

HOME TEAM: Virginia 27-3												
	FG	FT	REBS	PF	TP	A	TO	Bl	St	Min		
03 Jeff Lamp	f	8-11	2-2	5	0	18	2	1	0	0	36	
44 Terry Gates	f	2-2	0-0	4	1	4	1	0	0	1	32	
50 Ralph Sampson	c	4-13	1-2	5	1	9	1	3	4	1	34	
11 Othell Wilson	g	2-3	5-6	2	1	9	2	1	0	1	34	
24 Jeff Jones	g	3-6	4-5	3	2	10	5	2	0	4	33	
25 Lee Raker	4-5	2-2	3	1	10	0	0	0	0	1	17	
55 Lewis Lattimore	0-0	0-0	1	2	0	0	1	0	0	0	4	
10 Craig Robinson	0-0	0-0	1	0	0	0	1	0	0	0	4	
15 Ricky Stokes	1-3	0-0	0	2	2	0	1	0	0	0	4	
23 Jeff Klein	0-0	0-0	0	0	0	0	1	0	0	1	0	
05 Louis Collins	0-0	0-0	1	0	0	0	0	0	0	0	1	
TEAM			2									
Totals		24-43	14-17	27	10	62	11	11	4	9	200	

TOTAL FG% 1st Half: 13-23 56.5% 2nd Half: 11-20 55% Game: 55.8%
F Throw% 1st Half: 1-2 50% 2nd Half: 13-15 86.7% Game: 82.4%

Officials: Edgar Cartotto, James Burroughs, Richard Weiler
Technical fouls: none
Attendance: 17,000

Score by Periods	1st	2nd	Total
Tennessee	26	22	48
Virginia	27	35	62

ALL-TIME NCAA TOURNAMENT GAME RECAPS

1982 NCAA East Region — First Round			
#9	Tennessee (20-9)	61	
#8	Southwestern Louisiana (24-8)	57	
March 12, 1982 • Market Square Arena • Indianapolis, Ind.			

Michael Brooks hit six free throws for Tennessee in the game's final minute to secure a 61-57 victory over Southwestern Louisiana.

"We did some things right that assured the win," Tennessee coach Don DeVoe said. "The key was having the lead going into the final five minutes. We had our best foul shooters in the game, and we kept the ball in the best man's hands."

The Vols trailed 35-33 with 16:58 to play. Back-to-back buckets by Tyrone Beaman gave the Vols a 37-35 advantage, but a lay-up from Dion Brown for the Ragin' Cajuns tied the game at 37.

The Vols then outscored Southwestern Louisiana 14-6 over the game's next nine minutes to hold a 51-43 lead with 6:39 left to play. Two free throws from Dan Gay and a lay-up each from Alford Turner and Johnny Collins off of Vol turnovers cut the margin to 51-49.

Two free throws and a jumper from Dale Ellis opened the margin back up to 55-49 with just under four minutes to go.

"We got the ball to Dale Ellis in the second half," DeVoe said. "Those two turnovers were the turning point that allowed Southwestern Louisiana to come back. They got themselves back in the game because of their ability to persevere."

Ellis finished with a game-high 23 points, and Brooks finished with 16. Turner had 14 points to lead Southwestern Louisiana.

"We expected Ellis to be outstanding, and he certainly was," Southwestern Louisiana coach Bobby Paschal said. "We knew if they had the lead as the clock ran down, it would be difficult. They are an excellent free-throw shooting team. Near the end, we knew it was a calculated risk to foul, but there was no other way."

NOTES: Dale Ellis was named the SEC's Player of the Year and Don DeVoe was named the league's Coach of the Year following the 1982 season.

VISITORS: Tennessee 20-9													
	FG	FT	REBS	PF	TP	A	TO	Bl	St	Min			
14 Dale Ellis	f	9-15	5-6	6	3	23	2	4	0	2	40		
53 Steve Ray	f	2-5	0-0	4	2	4	2	0	1	2	34		
40 Willie Burton	c	1-3	0-0	4	2	2	1	1	0	0	25		
10 Tyrone Beaman	g	4-6	0-2	2	3	8	6	2	0	2	30		
21 Michael Brooks	g	5-10	6-6	1	4	16	1	5	1	0	33		
22 Jerald Hyatt		0-1	2-2	1	0	2	2	1	0	1	17		
31 Kevin Woods		1-1	0-0	0	0	2	0	0	0	0	6		
33 Dan Federmann		2-2	0-0	3	3	4	0	1	0	0	15		
TEAM			6										
Totals		24-43	13-16	27	17	61	14	14	2	7	200		

TOTAL FG%	1st Half: 13-22 59.1%	2nd Half: 11-21 52.4%	Game: 55.8%
F Throw%	1st Half: 3-4 75.0%	2nd Half: 10-12 83.3%	Game: 81.3%

HOME TEAM: Southwestern Louisiana 24-8													
	FG	FT	REBS	PF	TP	A	TO	Bl	St	Min			
21 Dion Brown	f	6-10	1-2	7	3	13	0	1	0	1	38		
40 Graylin Warner	f	3-8	0-0	3	4	6	0	3	1	0	35		
44 Dan Gay	c	2-7	4-4	4	1	8	1	2	0	1	40		
11 Alford Turner	g	4-9	6-9	1	4	14	0	0	1	1	37		
15 Johnny Collins	g	5-7	0-0	1	5	10	0	4	0	3	39		
33 Alonza Allen		2-4	0-0	0	0	4	0	2	0	0	11		
TEAM		1-1	6		2								
Totals		23-46	11-15	22	17	57	1	12	2	6	200		

TOTAL FG%	1st Half: 14-24 58.3%	2nd Half: 9-22 41.0%	Game: 50.0%
F Throw%	1st Half: 1-3 33.3%	2nd Half: 10-12 83.3%	Game: 73.3%

Officials: Paul Houseman, Denny Bishop, Mickey Crowley
Technical fouls: none
Attendance: 12,206

Score by Periods	1st	2nd	Total
Tennessee	29	32	61
Southwestern Louisiana	29	28	57

1982 NCAA East Region — Second Round			
#9	Tennessee (20-10)	51	
#1	Virginia (30-3)	54	
March 14, 1982 • Market Square Arena • Indianapolis, Ind.			

Tennessee missed 4-of-5 free throws in the final 3:12, and Virginia's Ricky Stokes hit two with 15 seconds remaining to lift Virginia to a 54-51 victory in a rematch of a 1981 NCAA Tournament game.

Tennessee had made 10 consecutive free throws during the second half, but those shots didn't fall during crunch time. Tyrone Beaman missed the front end of a one-and-one and then missed the back end of a one-and-one. Michael Brooks, who hit six straight in the final minute of the first-round Vol victory two days prior, then missed the front end of a one-and-one. Dan Federmann followed that with a miss.

"When it got down to it, we choked at the foul line," Tennessee coach Don DeVoe said. "We just did not do what it takes internally to win. Stokes just did what we could not do."

The one free throw the Vols did make in the game's closing minutes gave them a 51-47 lead, but Ralph Sampson hit back-to-back buckets to pull the Cavaliers even at 51. Tennessee had a chance to regain the lead, but Federmann missed the front end of his one-and-one. Stokes then made his two to give Virginia a 53-51 lead.

"We had the game under control," Tennessee forward Dale Ellis said. "All we had to do was hit the free throws. That has been a problem."

Tennessee had a chance to tie the game at 53, but the play never developed, and a long jumper by Brooks was off the mark. Jones then hit a free throw for the final margin of victory.

"We had the right person taking the shot," DeVoe said. "Michael was a little anxious. I didn't think the shot was that poor, but we never got into our play."

The Vols got off to a fast start and opened up a 10-point lead at 24-14 in the first half behind 14 points from Brooks. Jones finished the first half by scoring five points in the final 21 seconds to pull Virginia to within 32-25 at the break.

Virginia continued to rally in the second half, as Jones and Sampson sparked a 15-2 rally to give the Cavaliers a 43-40 lead with 10:41 to go.

Brooks then scored eight straight points for Tennessee to give the Vols a 48-45 lead with 6:11 left in the game.

NOTE: Virginia was upset by UAB 68-66 in the regional semifinal.

VISITORS: Tennessee 20-10													
	FG	FT	REBS	PF	TP	A	TO	Bl	St	Min			
14 Dale Ellis	f	5-10	6-8	9	5	16	0	1	0	0	37		
53 Steve Ray	f	2-3	0-0	3	4	4	3	2	0	0	36		
40 Willie Burton	c	0-0	0-0	3	5	0	1	0	0	0	17		
10 Tyrone Beaman	g	0-5	1-3	0	4	1	8	2	0	2	37		
21 Michael Brooks	g	11-17	2-3	2	1	24	1	0	0	1	40		
22 Jerald Hyatt		0-0	2-2	0	0	2	1	0	0	0	9		
31 Kevin Woods		0-1	0-0	0	0	0	0	0	0	0	4		
33 Dan Federmann		2-3	0-1	3	4	4	0	1	0	0	20		
TEAM			4										
Totals		20-39	11-17	24	23	51	14	6	0	4	200		

TOTAL FG%	1st Half: 14-25 56.0%	2nd Half: 6-14 42.9%	Game: 51.3%
F Throw%	1st Half: 4-6 66.7%	2nd Half: 7-11 63.6%	Game: 64.7%

HOME TEAM: Virginia 30-3													
	FG	FT	REBS	PF	TP	A	TO	Bl	St	Min			
04 Jim Miller	f	1-2	0-3	2	3	2	0	0	0	0	17		
10 Craig Robinson	f	2-7	0-0	6	3	4	1	2	0	0	29		
50 Ralph Sampson	c	9-14	1-6	9	2	19	2	0	2	0	36		
24 Jeff Jones	g	4-6	2-5	7	2	10	3	1	1	1	38		
45 Tim Mullen		4-6	1-2	0	2	9	0	2	0	0	24		
11 Othell Wilson		2-3	1-2	1	1	5	1	1	0	0	22		
15 Ricky Stokes		0-1	2-2	1	2	2	0	0	0	0	18		
30 Kenton Edelin		1-2	1-1	2	4	3	0	0	0	1	16		
TEAM			4										
Totals		23-41	8-21	32	19	54	7	7	3	2	200		

TOTAL FG%	1st Half: 11-23 47.9%	2nd Half: 12-18 66.7%	Game: 56.1%
F Throw%	1st Half: 3-10 30.0%	2nd Half: 5-11 45.5%	Game: 38.1%

Officials: Jack Savidge, Charles Range, Arthur Mellace
Technical fouls: None
Attendance: Not available

Score by Periods	1st	2nd	Total
Tennessee	32	19	51
Virginia	25	29	54

1983 NCAA Mideast Region — First Round		
#9	Marquette (19-11)	56
#8	Tennessee (20-11)	57
<i>March 18, 1982 • Roberts Municipal Stadium • Evansville, Ind.</i>		

Michael Brooks hit two free throws with five seconds left in the game to secure a 57-56 NCAA Tournament victory over Marquette.

Brooks only had 11 points in the game, but four came via the charity stripe in the game's final 61 seconds. Brooks' two free throws with 1:01 remaining gave the Vols a 55-53 lead. Dale Ellis and Jerald Hyatt had just missed opportunities at the foul line before Brooks gave the Vols their two-point lead.

Kevin Woods then came up with a steal on Marquette's ensuing possession and was fouled. He came up empty on the front end of a one-and-one. Doc Rivers countered by making one of his two free attempts on the next possession to cut the UT lead to 55-54 with 20 seconds left.

Brooks then brought the ball up court and was tied up in front of the Tennessee bench. It looked as though Brooks was going to be called for a five-second violation, but instead was fouled by Rivers. Brooks then sank the two free throws. Marquette's Kerry Trotter hit a lay-up at the buzzer to provide the final score.

"I wanted the ball," Brooks said. "I knew they would have to foul me because time was running out. I felt I could ice the game."

Brooks' free throws were his most obvious contribution to the Vol victory, but he also turned in a stellar performance on the defensive end. He held Rivers to 10 points and ran the Volunteer offense for 40 minutes. Rivers only hit 4-of-13 shots as Brooks guarded him most of the game.

"Michael sank those two free throws, but defense won this game," Tennessee guard Tyrone Beaman said. "He played probably his best defensive game. He came through for us in the clutch."

Tennessee trailed 43-38 with 11:38 remaining in the game, but a three-point play by Willie Burton, a bucket from Dale Ellis and two more free throws by Burton gave the Vols a 45-43 lead with 9:15 left. Tennessee then hit 10-of-15 free-throw attempts the rest of way including the two from Brooks. The only field goal the Vols scored in the last 10 minutes was a long jumper from Brooks.

NOTES: The victory over Marquette was the 100th for Don DeVoe at Tennessee ... Tennessee was only one of six teams to appear in the past five NCAA Tournaments, with the other teams being Arkansas, Georgetown, Iowa, Louisville and North Carolina.

VISITORS: Marquette 19-11					REBS									
		FG	FT		O-D-T	PF	TP	A	TO	Bl	St	Min		
22	Dwayne Johnson	f	3-5	3-4	1-3-4	4	9	3	2	0	1	38		
52	Marc Marotta	f	7-12	1-1	5-5-10	5	15	1	2	1	2	39		
33	Terrell Schlundt	c	6-11	0-1	1-5-6	4	12	0	2	0	0	40		
20	Mandy Johnson	g	3-5	2-2	0-0-0	4	8	2	0	0	3	38		
31	Glenn Rivers	g	4-13	2-7	4-1-5	5	10	3	4	0	1	39		
21	Tyrell Reason	0-0	0-0	0-0	0-0-0	0	0	0	0	0	0	3		
32	Kerry Trotter	1-1	0-0	0-0-0	0	1	0	0	0	0	0	2		
TEAM					5									
Totals					24-47	8-15	11-14	30	22	56	9	10	1	7 200

TOTAL FG% 1st Half: 13-27 48.7% 2nd Half: 11-20 55.0% Game: 51.1%
F Throw% 1st Half: 2-3 66.7% 2nd Half: 6-12 50.0% Game: 53.3%

HOME TEAM: Tennessee 20-11					REBS									
		FG	FT		O-D-T	PF	TP	A	TO	Bl	St	Min		
14	Dale Ellis	f	7-9	6-10	0-4-4	3	20	0	2	0	1	40		
40	Willie Burton	f	3-7	4-5	3-2-5	5	10	2	4	0	1	32		
33	Dan Federmann	c	3-5	0-1	2-0-2	2	6	0	0	0	0	16		
10	Tyrone Beaman	g	3-5	0-0	0-0-0	5	6	5	1	0	0	32		
21	Michael Brooks	g	3-6	5-5	1-3-4	1	11	0	2	0	0	40		
22	Jerald Hyatt	0-1	0-1	0-0-0	0	0	1	0	0	0	1	11		
30	Tyrone Harper	2-3	0-0	1-0-1	0	4	1	0	0	0	0	17		
31	Kevin Woods	0-1	0-2	0-2-2	1	0	0	0	1	0	0	11		
34	Rob Jones	0-0	0-0	0-0-0	0	0	0	0	0	0	0	1		
TEAM					6									
Total					21-37	15-27	7-11	25	17	57	9	9	1	3 200

TOTAL FG% 1st Half: 14-23 60.9% 2nd Half: 7-14 50.0% Game: 56.8%
F Throw% 1st Half: 0-2 0.0% 2nd Half: 15-26 57.7% Game: 55.6%

Officials: John Dabrow, Bob Garibaldi, Peter Pevia
Technical fouls: None
Attendance: Not available

Score by Periods	1st	2nd	Total
Marquette	28	28	56
Tennessee	28	29	57

1983 NCAA Mideast Region — Second Round		
#8	Tennessee (20-12)	57
#1	Louisville (30-3)	70
<i>March 20, 1982 • Roberts Municipal Stadium • Evansville, Ind.</i>		

Louisville used an 11-2 run midway through the second half to halt a Tennessee rally and post a 70-57 victory over the Vols.

The Cardinals used their pressure defense in the first half to force 10 Tennessee turnovers, which enabled Louisville to open up a 34-27 halftime lead. A 15-foot jumper from Lancaster Gordon and a layup from Charles Jones pushed the lead to 42-30 with 15:26 left in the game.

The Vols then mounted a rally. Two buckets apiece from Dale Ellis and Willie Burton keyed a 13-3 scoring run for the Vols as they pulled to within 45-43 with 10:26 on the clock.

Louisville then called timeout to regroup. The Cardinals responded with an 11-2 rally to open the lead back out to 56-45 with just under six minutes left in the game. Tennessee could get no closer than eight points the rest of the way.

"We had worked so hard to get that close," Tennessee point guard Tyrone Beaman said. "They get a couple of quick, easy baskets and it took a little bit out of everybody."

Ellis was held to 13 points, nine below his season average, on 6-of-13 shooting. Louisville's man-to-man defense made him work hard to get the ball, and the Cardinals' fast-break offense continually put pressure on the Vols to get back on defense.

"This is as tired as I've ever been on the court all year," Ellis said. "This is one of the worst shooting games ever. I missed a lot of easy shots."

Michael Brooks led the Vols with 18 points, and Beaman added 10. Louisville was led by Milt Wagner's 15 points and Scooter McRay's 10.

NOTES: The Mideast Regional Semifinals were held at Stokely Athletic Center ... Louisville advanced to the Final Four before losing 94-81 to Houston ... Ellis finished his career as the third all-time leading scorer at Tennessee behind Ernie Grunfeld and Reggie Johnson.

VISITORS: Tennessee 20-12					REBS									
		FG	FT		O-D-T	PF	TP	A	TO	Bl	St	Min		
14	Dale Ellis	f	6-13	1-3	1-4-5	4	13	0	5	0	2	35		
40	Willie Burton	f	4-10	1-2	4-3-7	0	9	2	1	2	2	36		
33	Dan Federmann	c	1-1	1-2	0-3-3	4	3	1	1	0	2	14		
10	Tyrone Beaman	g	4-7	2-2	1-0-1	5	10	3	6	0	2	33		
21	Michael Brooks	g	8-17	2-2	0-1-1	2	18	5	4	0	2	40		
22	Jerald Hyatt	0-1	0-0	0-0-0	1	0	1	0	0	0	2	16		
23	Myron Carter	0-0	0-0	0-0-0	0	0	0	0	0	0	0	1		
30	Tyrone Harper	1-4	0-0	2-0-2	1	2	0	0	0	0	0	8		
31	Kevin Woods	1-3	0-0	1-2-3	0	2	0	0	0	0	0	10		
34	Rob Jones	0-0	0-0	0-0-0	0	0	0	0	0	0	0	3		
TEAM					3									
Totals					25-56	7-11	25	17	57	12	17	2	12 200	

TOTAL FG% 1st Half: 12-28 42.3% 2nd Half: 13-28 46.4% Game: 44.7%
F Throw% 1st Half: 3-4 75.0% 2nd Half: 4-7 57.1% Game: 63.6%

HOME TEAM: Louisville 30-3					REBS									
		FG	FT		O-D-T	PF	TP	A	TO	Bl	St	Min		
21	Scooter McRay	f	5-7	0-0	1-4-5	4	10	3	2	2	2	32		
22	Rodney McRay	f	0-1	1-2	1-5-6	0	1	2	1	0	2	33		
33	Charles Jones	c	7-8	4-7	5-6-11	0	18	3	5	2	2	35		
4	Lancaster Gordon	g	7-15	4-4	1-0-1	1	18	2	6	0	2	36		
20	Milt Wagner	g	6-10	3-4	1-0-1	2	15	2	3	1	2	31		
00	Robbie Valentine	0-0	0-0	0-0-0	0	0	0	0	0	0	0	1		
23	Chris West	0-0	0-0	0-0-0	0	0	0	0	0	0	0	1		
42	Jeff Hall	0-2	2-2	0-0-0	0	2	0	0	0	0	0	12		
45	Danny Mitchell	0-0	0-0	0-0-0	0	0	0	0	0	0	0	1		
55	Billy Thompson	2-4	2-4	0-3-3	1	6	1	0	1	1	1	18		
TEAM					4									
Totals					27-47	16-23	9-18	31	8	70	13	18	6	11 200

TOTAL FG% 1st Half: 14-28 50.0% 2nd Half: 13-19 68.4% Game: 57.4%
F Throw% 1st Half: 6-8 75.0% 2nd Half: 10-15 66.7% Game: 69.6%

Officials: John Dabrow, Bob Garibaldi, Phil Robinson
Technical fouls: None
Attendance: 11,900

Score by Periods	1st	2nd	Total
Tennessee	27	30	57
Louisville	34	36	70

OUTLOOK

PLAYERS

STAFF

REVIEW

RESULTS

RECORDS

HONORS

POSTSEASON

VOLMANAC

MEDIA INFO



ALL-TIME NCAA TOURNAMENT GAME RECAPS

1989 NCAA East Region — First Round

#10	Tennessee (19-11)	68
#7	West Virginia (26-4)	84
<i>March 16, 1989 • Greensboro Coliseum • Greensboro, N.C.</i>		

Tennessee fell behind by 10 points less than five minutes into the game and never recovered as West Virginia cruised to an 84-68 victory.

It was the Vols' first NCAA Tournament appearance in six years, but the Mountaineers made UT's visit a short one. West Virginia scored on its first nine possessions, and its defense frustrated the Vols throughout the game.

"West Virginia got the upper hand about as quickly as you can in an NCAA Tournament game," Tennessee coach Don DeVoe said. "It was obviously a game where we didn't do many things right. West Virginia did a lot of things right, and the scoreboard bore that out."

Tennessee shot 29 percent from the floor in the first half and fell behind as many as 15 points. The Vols battled back to go into the break trailing 35-23, but the opening minutes of the second half once again put the Vols in a deep hole.

The Mountaineers scored the first six points of the second half, which keyed a 12-4 run that opened the lead to 47-27 with 16:51 left in the game. Tennessee got back to within 57-45 on a 3-pointer from Doug Roth, but West Virginia answered with two buckets. Tennessee never got closer than 12 points the rest of the game.

West Virginia shot a blistering 77 percent from the field in the second half of 17-of-22 shooting and finished the game at 62 percent. Tennessee finished the game shooting 38 percent from the field.

"It looked like to me the guys were playing a little tight at both ends of the floor," DeVoe said. "I know it's the NCAA (Tournament), but that's when you should bring your game up to another level."

Dyron Nix led the Vols with 22 points, and West Virginia native Greg Bell added 14. Starting guard Clarence Swearengen, who was averaging 12 points a game, played only 14 minutes and did not score.

NOTES: Tennessee had won five consecutive first round NCAA Tournament games before losing to West Virginia ... West Virginia lost to Duke 70-63 in the second round.

VISITORS: Tennessee 19-11

	FG	3PT	FT	O-D-T	PF	TP	A	TO	Bl	St	Min
31 Dyron Nix	f 10-20	0-4	2-4	5-3-8	3	22	1	1	0	0	37
33 Mark Griffin	f 1-5	1-4	0-0	2-1-3	4	3	1	2	0	1	26
50 Doug Roth	c 5-13	3-6	0-0	4-6-10	4	13	1	4	1	0	38
11 C. Swearengen	g 0-1	0-1	0-0	1-2-3	0	0	0	2	0	0	14
25 Travis Henry	g 1-2	1-1	0-0	0-1-1	3	3	0	1	0	0	14
10 Jay Price	0-0	0-0	0-0	0-0-0	1	0	1	0	0	0	17
15 Ron Taylor	2-9	2-9	1-2	0-0-0	2	7	4	0	0	2	17
23 Greg Bell	5-10	3-6	1-2	0-1-1	4	14	5	1	0	1	34
34 Ronnie Reese	0-1	0-0	0-0	0-0-0	0	0	0	0	0	0	2
51 Ian Lockhart	2-5	0-0	2-2	2-0-2	5	6	0	1	0	0	17
TEAM				2							
Totals	26-69	10-31	6-14	15-13-30	26	68	13	12	1	4	200

TOTAL FG%	1st Half: 9-31 29.0%	2nd Half: 17-38 44.7%	Game: 37.7%
3-Pt. FG%	1st Half: 1-7 14.3%	2nd Half: 9-24 37.5%	Game: 32.3%
F Throw%	1st Half: 4-8 50.0%	2nd Half: 2-6 33.3%	Game: 42.9%

HOME TEAM: West Virginia 26-4

	FG	3PT	FT	O-D-T	PF	TP	A	TO	Bl	St	Min
24 Darryl Prue	f 5-8	0-0	2-2	3-3-6	4	12	2	1	0	0	29
23 Chris Brooks	f 2-7	0-0	0-1	0-1-1	4	4	0	0	0	0	20
42 Ray Foster	c 6-7	0-0	7-8	2-9-11	3	19	0	2	2	1	35
32 Herbie Brooks	g 8-12	0-0	6-6	2-0-2	1	22	2	4	0	2	34
04 Steve Berger	g 4-6	1-3	5-7	1-4-5	0	14	7	4	0	3	35
03 Tracy Shelton	3-4	0-0	4-5	0-1-1	0	10	2	1	0	1	12
11 Chris Leonard	0-0	0-0	0-0	0-0-0	0	0	0	0	0	0	1
21 Shaun Jackson	0-0	0-0	0-0	0-1-1	0	0	1	1	0	0	6
25 Mike Yoest	0-0	0-0	0-0	0-0-0	1	0	0	0	0	0	4
33 Wade Smith	1-3	0-0	1-2	0-4-4	1	3	0	2	1	0	22
34 Thomas Kroger	0-0	0-0	0-1	0-2-2	0	0	0	0	0	0	2
TEAM				2							
Totals	29-47	1-3	25-33	8-26-36	14	84	14	15	3	7	200

TOTAL FG%	1st Half: 12-25 48.0%	2nd Half: 17-22 77.3%	Game: 61.7%
3-Pt. FG%	1st Half: 1-3 33.3%	2nd Half: 0-0 0.0%	Game: 33.3%
F Throw%	1st Half: 10-13 76.9%	2nd Half: 15-20 75.0%	Game: 75.8%

Officials: Tom Rucker, Stan Rute, Duke Edsall
Technical fouls: None
Attendance: Not available

Score by Periods	1st	2nd	Total
Tennessee	23	45	68
West Virginia	35	49	84

1998 NCAA West Region — First Round

#9	Illinois State (25-5)	OT 82
#8	Tennessee (20-9)	81
<i>March 12, 1998 • Arco Arena • Sacramento, Calif.</i>		

Illinois State's Dan Muller scored the winning basket off a pass from Kyle Cartmill with 1.3 seconds left to lift the Redbirds to an 82-81 overtime victory over Tennessee.

The Vols had taken an 81-80 lead on C.J. Black's layup off a pass from Tony Harris with 15.4 seconds left before the game-winning bucket by Muller.

The Vols struggled in the second half with foul trouble and poor shooting. They finished the game shooting 36.7 percent from the field and had nearly a five-minute stretch in the second half without scoring. A free throw by Harris at the 7:13 mark finally broke the scoring drought, but the Vols found themselves down 66-58.

The Vols battled back to tie the score at 70 on Black's rebound and basket with 2:53 left. Tennessee took a 72-70 lead on Black's slam dunk off a pass from Brandon Wharton, but Illinois State tied the score on Steve Hansell's layup with 53 seconds left.

That gave the Vols the ball back with a chance to win. They worked the shot clock down to 17 seconds and the game clock down to 34.6 before calling a timeout.

Wharton took a 3-pointer from the top of the key with 22 seconds left, but missed and Illinois State rebounded.

The Redbirds had their own chance at a game-winning shot, but Hill missed a 14-foot jumper. The Vols rebounded and threw a desperation pass, but it was on to overtime.

Tennessee had opened up a nine-point lead in the first half but could not put the Redbirds away. Back-to-back 3-pointers from Rico Hill and Steve Hansell at the end of the half enabled the Redbirds to pull within 41-38 at the break.

NOTES: Illinois State's starting backcourt during the season did not play due to injury ... Skipp Schaeffbauer broke his leg in the MVC tournament; Jamar Smiley didn't start because of back problems ... Smiley got into the game, but immediately came out writhing in pain and was taken for treatment ... This was Tennessee's first appearance in the NCAA Tournament in nine years ... The Redbirds lost 82-49 to Arizona in the second round.

VISITORS: Illinois State 25-5

	FG	3PT	FT	O-D-T	PF	TP	A	TO	Bl	St	Min
42 Rico Hill	f 6-23	3-6	7/11	1-2-3	3	22	4	2	0	1	42
44 Dan Muller	f 3-7	2-4	0-0	2-8-10	1	8	3	4	1	1	45
32 LeRoy Watkins	c 6-14	0-0	6-6	2-1-3	2	18	0	2	2	1	25
11 Steve Hansell	g 5-5	1-1	5-5	1-8-9	4	16	6	2	0	1	41
24 Kyle Cartmill	g 3-5	1-1	2-2	1-2-3	4	9	6	6	0	2	40
15 Jamar Smiley	0-0	0-0	0-0	0-0-0	1	0	0	0	0	0	1
23 Kenneth Pierson	0-2	0-0	0-0	0-3-3	0	0	0	0	0	0	7
35 Rob Gibbons	2-4	0-1	5-8	2-4-6	4	9	0	1	0	0	24
TEAM				1-3-4							
Totals	25-60	7-13	25-32	10-31-41	19	82	19	17	3	6	225

TOTAL FG%	1st Half: 12-26 46.2%	2nd Half: 9-28 32.1%	Game: 41.7%
3-Pt. FG%	1st Half: 5-7 71.4%	2nd Half: 2-6 33.3%	Game: 53.8%
F Throw%	1st Half: 9-12 75.0%	2nd Half: 14-17 82.4%	Game: 78.1%

HOME TEAM: Tennessee 20-9

	FG	3PT	FT	O-D-T	PF	TP	A	TO	Bl	St	Min
03 Rashard Lee	f 4-18	1-8	0-0	5-6-11	1	9	2	0	0	1	27
43 C.J. Black	f 8-12	0-1	2-2	4-2-6	4	18	0	4	1	2	34
40 Torrey Harris	c 3-5	0-0	0-0	2-1-3	5	6	0	0	3	0	19
14 Tony Harris	g 1-13	0-6	8-11	0-5-5	2	10	9	2	0	2	44
15 Brandon Wharton	g 8-21	4-9	3-3	1-3-4	3	23	3	4	0	1	44
05 Aaron Green	3-5	1-2	0-0	1-1-2	4	7	0	1	0	0	10
32 Del Baker	0-1	0-1	2-2	0-0-0	0	2	0	0	0	0	2
33 Scott Moore	0-0	0-0	0-0	0-0-0	0	0	0	0	0	0	8
34 Vegas Davis	0-2	0-2	0-0	0-2-2	0	0	0	0	0	0	9
44 Isiah Victor	2-2	0-0	2-3	2-3-5	3	6	1	2	2	4	28
TEAM				5-3-8							
Totals	29-79	6-29	17-21	20-26-46	22	81	15	13	6	10	225

TOTAL FG%	1st Half: 13-37 35.1%	2nd Half: 13-24 53.3%	Game: 36.7%
3-Pt. FG%	1st Half: 5-9 55.6%	2nd Half: 3-16 18.8%	Game: 20.7%
F Throw%	1st Half: 13-14 92.9%	2nd Half: 4-7 57.1%	Game: 81.0%

Officials: Larry Lembo, Jim Haney, Eddie Jackson
Technical fouls: None
Attendance: 15,284

Score by Periods	1st	2nd	OT	Total
Illinois State	38	34	10	82
Tennessee	41	31	9	81

ALL-TIME NCAA TOURNAMENT GAME RECAPS

1999 NCAA East Region — First Round

#13	Delaware (24-6)	52
#4	Tennessee (21-8)	62
<i>March 12, 1999 • Charlotte Coliseum • Charlotte, N.C.</i>		

Tennessee's offense was sputtering, but the Vols turned up their defensive pressure to post a 62-52 victory over Delaware. It was the Vols' first NCAA Tournament win in 16 years.

The Vols shot only 33 percent from the field but held Delaware to 30 percent shooting. Forward Mike Pegues did score 23 points for Delaware, but it came on 7-of-23 shooting. Tennessee's perimeter defense held the Blue Hens starting perimeter players to 2-of-13 shooting from 3-point range.

"As long as we play defense like we did today, we have a chance to win, no matter how bad we shoot the ball," Tennessee guard Brandon Wharton said.

Wharton scored all 16 of his points in the second half after missing seven shots in the first half, including an uncontested layup after a steal.

"I just kept telling the players 'Continue to play good defense, and the shots are going to fall. Believe me. Trust me. They're going to fall,'" Tennessee coach Jerry Green said.

Two free throws from Pegues gave Delaware a 20-14 lead with 3:45 left in the first half. Tennessee then reeled off 11 unanswered points to open a 25-20 lead with 35 seconds left in the half. Pegues hit a jumper at the first half buzzer to pull the Blue Hens to within three at the break and then opened the second half with a 3-pointer to tie the game at 25.

Tennessee then got the offense rolling with a layup from Wharton, a 3-pointer from Tony Harris and a C.J. Black dunk. The Vols led 32-25 and never trailed again.

"We were almost too ready to play," Green said. "Survive and advance. That's what it's all about."

NOTES: Tennessee's win snapped Delaware's 13-game winning streak ... Delaware's point total and field-goal percentage were its lowest of the season ... Delaware won the America East Conference Tournament to earn its bid to the NCAA Tournament.

VISITORS: Delaware 24-6

VISITORS: Delaware 24-6				REBS								
	FG	3PT	FT	O-D-T	PF	A	TO	Bl	St	Min		
05 Mike Pegues	f 7-23	0-1	9-14	3-7-10	2	23	2	6	0	2	33	
13 Kestutis Marci	f 2-8	0-0	2-2	1-2-3	2	6	1	2	0	1	26	
10 John Bennett	c 2-6	0-0	1-2	7-7-14	4	5	0	3	2	0	33	
15 John Gordon	g 3-9	1-5	0-0	1-4-5	5	7	4	1	0	1	39	
03 Tyrone Perry	g 3-6	1-3	0-2	0-1-1	2	7	0	1	0	2	26	
23 Maddou Diouf	1-3	0-0	0-0	1-2	0	1	2	0	0	0	24	
24 Greg Miller	0-2	0-1	2-2	0-0-0	1	2	0	0	0	0	19	
TEAM				4-6-10			3					
Totals	18-57	2-15	14-22	16-27-43	17	52	7	17	2	6	200	

TOTAL FG%	1st Half: 5-22 22.7%	2nd Half: 12-35 34.3%	Game: 29.8%
3-Pt. FG%	1st Half: 0-4 0.0%	2nd Half: 1-11 9.1%	Game: 6.7%
F Throw%	1st Half: 8-11 72.7%	2nd Half: 5-8 62.5%	Game: 68.4%

HOME TEAM: Tennessee 21-8

		FG	3PT	FT	O-D-T	PF	TP	A	TO	Bl	St	Min		
22	Vincent Yarbrough	f	1-4	0-1	4-4	2-2	4	6	1	2	1	0	21	
43	C.J. Black	f	2-7	0-1	5-6	4-3	7	9	2	2	0	1	26	
40	Torrey Harris	c	0-0	0-0	0-0	1-2	3	0	0	1	0	14	16	
14	Tony Harris	g	3-8	2-5	2-2	0-1	0	10	1	6	0	3	37	
15	Brandon Wharton	g	5-18	1-5	5-6	2-5	4	16	4	2	0	1	39	
44	Isiah Victor		7-15	0-1	0-1	5-9	14	4	14	0	2	2	25	
03	Rashard Lee		1-4	0-2	2-4	0-4	2	4	0	2	0	2	21	
55	Charles Hathaway		1-2	0-0	1-2	0-2	3	3	0	2	1	0	16	
34	Vegas Davis		0-1	0-1	0-0	0-0	0	0	0	0	1	0	2	
32	Del Baker		0-1	0-1	0-0	0-0	0	0	0	0	0	1	1	
TEAM					1-4									
Totals			20-61	3-17	19-25	15-32	47	21	62	8	19	5	7	200

TOTAL FG%	1st Half: 9-33 27.3%	2nd Half: 11-28 39.3%	Game: 32.8%
3-Pt. FG%	1st Half: 1-11 9.1%	2nd Half: 2-6 33.3%	Game: 17.6%
F Throw%	1st Half: 8-11 72.7%	2nd Half: 13-14 92.9%	Game: 76.0%

Officials: Dave Libbey, Jerry Petro, Paul Janssen
Technical fouls: None
Attendance:

Score by Periods	1st	2nd	Total
Delaware	22	30	52
Tennessee	25	37	62

1999 NCAA East Region — Second Round

#12	SW Missouri State (22-10)	81
#4	Tennessee (21-9)	51
<i>March 14, 1999 • Charlotte Coliseum • Charlotte, N.C.</i>		

Poor shooting proved costly for the Vols as Southwest Missouri State gave Tennessee its worst loss ever in NCAA Tournament action with an 81-51 final.

Tennessee shot 29.5 percent from field and hit only 6-of-29 3-point attempts for 20.7 percent.

"Their defense didn't give us many open looks," forward Isiah Victor said. "And when they did, we weren't making those shots either, so it really didn't matter."

Southwest Missouri State, on the other hand, shot 51.9 percent from the field and hit 9-of-22 3-pointers. It was a 3-pointer at the end of the first half that seemed to douse all hopes of a Vol victory. Ken Stringer banked in a 25-footer at the buzzer to give the Bears a 36-26 halftime lead.

Southwest Missouri then opened the second half by scoring on nine of its first 10 possessions. The lead expanded to 58-33 with 12:38 to play.

"I'd say they played a perfect ball game," Tennessee coach Jerry Green said. "The more shots they hit, the more confident they got and the less we got. It seemed all the basketball gods were on their side and not on ours."

Tennessee never led in the game, as the Bears jumped out to a 9-2 lead 3:10 into the game. The Bears got two easy buckets off of Tennessee turnovers caused by a full-court press. It was all uphill from there.

NOTES: Southwest Missouri State lost to Duke in the Regional Semifinals ... Southwest Missouri State won the Missouri Valley Conference to earn its trip to the NCAA Tournament ... A Missouri Valley Conference team (Illinois State) also eliminated the Vols from the 1998 NCAA Tournament.

VISITORS: SW Missouri State 22-10

05/04/05 3rd Missouri State 62-72														
		FG	3PT	FT	O-D-T	PF	TP	A	TO	Bl	St	Min		
05	Ken Stringer	f	4-7	2-2	0-1	0-5	5	0	10	2	0	1	0	28
23	Ron Bruton	f	5-5	0-0	2-2	1-4	5	3	12	1	1	1	4	29
32	Danny Moore	c	8-14	2-2	7-9	2-6	8	1	25	1	1	1	0	34
12	William Fontlerio	g	1-5	0-2	4-7	0-2	2	3	6	4	1	1	1	30
24	Kevin Ault	g	1-1	2-8	2-2	1-5	6	2	14	5	3	0	1	31
03	Paul Murans	1-2	1	0	0	0-1	0	3	0	0	0	0	0	2
04	Brandon Miller	0-0	0	0	0	0-0	0	0	0	0	0	0	0	4
10	Ryan Bettenhaus	0-0	0	0	0	0-0	0	0	0	0	0	0	0	8
20	Scott Brakebill	0-0	0	0	0	0-4	2	0	0	0	0	0	0	9
21	Eric Judd	1-3	0	2	1-1	1-0	1	0	3	1	0	0	0	2
25	Butch Tshomba	0-1	0	1	0	0-0	0	0	0	0	0	0	0	2
33	Allen Phillips	3-5	2-4	0-2	0-2	1	8	3	0	0	0	0	0	15
50	Matt Reuter	0-1	0	0	0	1-0	1	0	0	0	0	1	6	
TEAM					1-2									
Totals		28-54	9-22	6-24	7-30	37	13	81	17	6	4	7	200	

TOTAL FG%	1st Half: 13-25 52.0%	2nd Half: 15-29 51.7%	Game: 51.9%
3-Pt. FG%	1st Half: 5-12 41.7%	2nd Half: 4-10 40.0%	Game: 40.9%
F Throw%	1st Half: 3-9 33.3%	2nd Half: 11-15 73.3%	Game: 66.7%

HOME TEAM: Tennessee 21-9

	FG	3PT	FT	O-D-T	PF	TP	A	TO	Bl	St	Min
22 Vincent Yarbrough	f	1-7	0-4	4-4	2-4-3	3	6	0	0	0	23
40 Torrey Harris	f	0-0	0-0	0-0	1-0-1	2	0	0	0	0	8
43 C.J. Black	c	1-6	0-1	2-4	2-1-3	2	4	0	1	1	22
14 Tony Harris	g	2-11	2-10	0-0	0-1-1	3	6	4	5	0	33
15 Brandon Wharton	g	5-16	1-6	0-0	0-3-3	3	11	2	1	0	32
03 Rashard Lee	2-4	1-2	2-2	1-2-3	2	7	0	2	0	0	20
05 Aaron Green	0-0	0-0	0-0	0-0-0	0	0	0	0	0	0	1
32 Del Baker	0-3	0-1	0-0	2-1-3	0	3	0	0	0	1	13
34 Vegas Davis	1-3	1-3	0-0	1-1-2	0	3	0	0	0	1	21
44 Isiah Victor	5-8	1-2	0-0	4-4-8	4	11	1	2	0	0	21
55 Charles Hathaway	1-3	0-0	1-2	0-4-4	2	3	0	1	0	1	17
TEAM				2-3-5							
Totals	18-61	6-29	9-12	15-24-39	21	51	7	13	3	2	200

TOTAL FG%	1st Half: 10-30 33.3%	2nd Half: 8-31 25.8%	Game: 29.5%
3-Pt. FG%	1st Half: 3-13 23.1%	2nd Half: 3-16 18.8%	Game: 20.7%
F Throw%	1st Half: 3-6 50.0%	2nd Half: 6-6 100.0%	Game: 75.0%

Officials: Dave Libbey, Gene Monje, Bob Sitov
Technical fouls: None
Attendance: 20,172

Score by Periods	1st	2nd	Total
SW Missouri State	36	45	81
Tennessee	26	25	51

OUTLOOK

PLAYERS

STAFF

REVIEW

RESULTS

RECORDS

HONORS

POSTSEASON

VOLMANAC

MEDIA INFO



ALL-TIME NCAA TOURNAMENT GAME RECAPS

2000 NCAA South Region — First Round			
#13	Louisiana-Lafayette (25-9)	58	
#4	Tennessee (25-6)	63	
March 17, 2000 • Birmingham-Jefferson Civic Center • Birmingham, Ala.			

Tony Harris made two free throws with 10.8 seconds to play to help Tennessee seal a 63-58 victory over Louisiana-Lafayette.

Louisiana-Lafayette cut UT's lead to two at 60-58 on Brett Smith's jumper with 45 seconds to play. With the shot clock running down, Harris made a move to the basket and appeared to turn the ball over to Smith. But Smith was called for a reach-in foul that sent Harris to the line with 15 seconds to play. He missed the front end of the one-and-one, Ron Slay got the rebound and was flagrantly fouled by Smith with 13 seconds to go, allowing Tennessee to keep the ball after the free throws.

Slay missed both free throws, and UT in-bounded the ball to Harris, who was quickly fouled. Harris hit both shots to seal the victory.

Tennessee trailed most of the game. The Vols were down 48-42 with just under 10 minutes left to play. Slay, a freshman from Nashville, then got the Vols' offense rolling. Slay scored 11 of his 15 points in the final 8:15, including a coast-to-coast drive that he converted into a three-point play. Slay's drive cut what had been a six-point Louisiana-Lafayette lead to 48-45 with 8:15 remaining.

"When Ron took it all the way, I felt we had 'Mo' (momentum) back on our side and had it going the right direction," UT coach Jerry Green said.

Slay's 8-footer inside the Cajuns' variation of a 2-3 zone defense broke a 54-54 tie at the 4:07 mark. He hit a similar shot to make it 60-56, Vols, with 1:48 to play.

"We struggled offensively, but our defense kept us in the game," Green said. "We did just exactly what we had to do down the stretch to win the game."

Harris and Slay led Tennessee with 15 points each. C.J. Black added 14 while shooting 10-of-10 from the foul line, and Vincent Yarbrough scored 11. Lonnie Thomas led the Cajuns with 19 points.

NOTE: Louisiana-Lafayette earned its bid to the NCAA Tournament by winning the Sun Belt Conference.

VISITORS: Louisiana-Lafayette 25-9				REBS									
	FG	3PT	FT	O-D-T	PF	TP	A	TO	BI	St	Min		
30 Lonnie Thomas	f	9-16	0-0	1-1	3-2-5	5	19	1	4	1	1	25	
52 Reggie DeGray	f	2-3	0-1	0-0	0-0-0	5	4	1	2	0	0	11	
42 Brett Smith	c	2-4	0-0	2-3	7-3-10	3	6	0	1	0	1	33	
13 Billy Jones	g	1-8	1-3	0-0	1-6-7	2	3	1	3	0	1	28	
22 Blane Harmon	g	1-5	1-5	0-0	0-0-0	4	3	2	0	0	0	19	
23 Orlando Butler	1-12	2-9	0-0	2-4-6	1	12	3	0	0	0	1	33	
01 Jarret Evans	1-2	1-2	0-0	0-0-0	0	3	0	0	0	0	5		
05 Kenneth Lawrence	0-6	0-2	0-0	1-4-5	1	0	6	3	0	0	27		
32 Darryl Robins	0-1	0-0	0-0	1-2-3	2	4	0	1	0	0	7		
33 Shea Whiting	1-3	0-0	2-4	0-2-2	2	4	0	1	0	0	7		
41 Derrick Warren	0-0	0-0	0-0	0-0-0	0	0	0	0	0	0	1		
45 Kendall Regis	2-2	0-0	0-0	2-0-2	2	4	1	1	0	0	9		
TEAM				1-0-1									
Totals	24-63	5-22	5-8	18-23-41	25	58	15	15	1	4	200		

TOTAL FG%	1st Half: 11-31 35.5%	2nd Half: 13-33 39.4%	Game: 38.1%
3-Pt. FG%	1st Half: 4-13 30.8%	2nd Half: 1-10 10.0%	Game: 22.7%
F Throw%	1st Half: 3-6 50.0%	2nd Half: 2-2 100.0%	Game: 62.5%

HOME TEAM: Tennessee 25-6				REBS									
	FG	3PT	FT	O-D-T	PF	TP	A	TO	BI	St	Min		
22 Vincent Yarbrough	f	3-8	3-7	2-3	1-6-7	2	11	1	2	1	1	38	
44 Isiah Victor	f	1-3	0-2	2-2	0-6-6	3	4	0	1	2	1	19	
43 C.J. Black	c	2-4	0-1	10-10	1-1-2	2	14	0	2	2	0	34	
14 Tony Harris	g	4-14	2-8	5-7	1-1-2	2	15	3	2	0	2	37	
42 Jon Higgins	g	1-6	1-5	1-2	2-0-2	1	4	3	0	0	1	33	
05 Harris Walker	0-3	0-2	0-0	0-0-0	0	0	0	1	0	0	7		
12 Marcus Haislip	0-0	0-0	0-0	0-0-0	0	0	0	1	0	0	3		
31 Terrence Woods	0-5	0-5	0-0	1-1-2	1	0	0	1	0	0	5		
35 Ron Slay	6-8	0-0	3-5	2-2-4	2	15	0	1	1	0	18		
55 Charles Hathaway	0-0	0-0	0-0	0-0-0	1	0	0	1	0	0	6		
TEAM				4-1-5									
Totals	17-51	6-30	23-29	12-19-31	14	63	7	12	6	5	200		

TOTAL FG%	1st Half: 6-23 26.1%	2nd Half: 11-30 36.7%	Game: 33.3%
3-Pt. FG%	1st Half: 3-13 23.1%	2nd Half: 3-17 17.6%	Game: 20.0%
F Throw%	1st Half: 11-13 84.6%	2nd Half: 12-16 75.0%	Game: 79.3%

Officials: David Libbey, Mark Reischling, Tom Gabutero
Technical fouls: UL-DeGray, Harmon, Whiting. UT-Harris, Hathaway
Attendance: 11,061

Score by Periods	1st	2nd	Total
Louisiana-Lafayette	29	29	58
Tennessee	26	37	63

2000 NCAA South Region — Second Round			
#5	Connecticut (25-10)	51	
#4	Tennessee (26-6)	65	
March 19, 2000 • Birmingham-Jefferson Civic Center • Birmingham, Ala.			

Tennessee capitalized on an ankle injury that limited Connecticut point guard Khalid El-Amin to one basket in 13 minutes and posted a 65-51 victory. The Vols made school history by winning two games in the NCAA Tournament for the first time.

The Vols trailed only once, at 4-2, and had the upper hand, 32-22 by halftime. The Huskies cut a 12-point deficit to 38-34 when El-Amin hit his only basket, a 3-pointer, with 13:36 to play.

Vol freshman Jon Higgins answered with his own 3-pointer 14 seconds later, igniting a 16-4 run that put the game away.

Connecticut went 6:15 without scoring during the major portion of that stretch, missing six consecutive shots and turning the ball over twice.

One was a Higgins steal and break-away that ended up being juggled and dishd to Vincent Yarbrough for a dunk and subsequent free throw. The three-point play restored the margin to 44-34.

Tony Harris led the Vols with 18 points and shot 9-of-12 from the foul stripe. Yarbrough got 11 of his 14 in the first half, helping shoot the Huskies out of a zone defense with three 3-pointers. C.J. Black added 13 points, 10 in the second half, as UT penetrated UConn's defense for dunks and free throws.

The Vol defense also stood tall by converting seven steals into 14 points and holding the Huskies to 38.6 percent shooting. UT shot 44.7 percent from field which was up from 33.3 percent in the first round victory.

"We played awfully good," Tennessee coach Jerry Green said. "That could have been as good as we played all year. Time and again, making the extra pass—or passes—produced good looks against the UConn defense."

Albert Mouring scored 17 points to lead the Huskies, and El-Amin was limited to three points, 13 below his season average.

NOTES: The 51 points was a season-low for the Huskies ... Connecticut was the defending NCAA champion, having won the 1999 NCAA Tournament with a 77-74 title-game victory over Duke.

VISITORS: Connecticut 25-10				REBS									
	FG	3PT	FT	O-D-T	PF	TP	A	TO	BI	St	Min		
33 Kevin Freeman	f	6-9	0-0	2-2	2-5-7	3	14	0	4	0	0	29	
04 Ajou Deng	f	0-3	0-0	0-0	0-0-0	0	0	0	0	0	0	11	
43 Jake Voskuhl	c	1-2	0-0	0-0	3-6-9	4	2	1	1	0	18		
23 Albert Mouring	g	7-18	3-8	0-0	0-3-3	2	17	0	1	0	0	39	
42 Khalid El-Amin	g	1-2	1-2	0-0	0-2-2	0	3	1	0	0	0	13	
20 Justin Brown	0-0	0-0	0-0	0-0-0	0	0	0	0	0	0	1		
32 Tony Robertson	1-7	0-1	0-0	0-1-1	4	2	2	3	0	0	33		
34 Souleymane Wane	4-8	0-0	0-0	4-3-7	2	8	0	1	0	0	22		
05 Beau Archibald	0-0	0-0	0-0	0-0-0	2	0	0	0	0	0	1		
50 Marcus Cox	0-3	0-1	0-0	0-0-0	0	0	0	0	0	0	6		
51 Edmund Saunders	2-3	0-0	1-2	2-1-3	1	5	0	2	1	0	18		
55 Doug Wrenn	0-2	0-0	0-0	0-1-1	2	0	0	3	0	1	9		
TEAM				3-1-4									
Totals	22-57	4-12	3-4	14-23-37	20	51	4	15	1	1	200		

TOTAL FG%	1st Half: 10-28 35.7%	2nd Half: 12-29 41.4%	Game: 38.6%
3-Pt. FG%	1st Half: 1-6 16.7%	2nd Half: 3-6 50.0%	Game: 33.3%
F Throw%	1st Half: 1-2 50.0%	2nd Half: 2-2 100%	Game: 75.0%

HOME TEAM: Tennessee 26-6				REBS								
	FG	3PT	FT	O-D-T	PF	TP	A	TO	BI	St	Min	
22 Vincent Yarbrough	f 5-9	3-6	1-1	0-3-3	3	14	4	0	1	0	34	
44 Isiah Victor	f 0-2	0-0	1-2	2-2-4	0	1	1	1	0	0	15	
43 C.J. Black	c 5-9	0-1	3-5	2-3-5	1	13	0	1	0	0	30	
14 Tony Harris	g 4-11	1-4	9-12	0-1-1	3	18	2	2	0	2	35	
42 Jon Higgins	g 3-9	3-6	0-0	0-4-4	0	9	4	0	0	2	37	
31 Terrence Woods	0-0	0-0	0-0	0-0-0	0	0	0	0	0	0	2	
35 Ron Slay	3-6	0-0	2-3	1-3-4	1	8	1	0	2	2	29	
05 Harris Walker	1-1	0-0	0-0	0-1-1	0	2	3	1	0	1	10	
55 Charles Hathaway	0-0	0-0	0-0	0-0-0	1	0	0	2	0	0	8	
TEAM				1-3-4				1				
Totals	21-47	7-17	16-23	6-20-26	9	65	15	8	3	7	200	

TOTAL FG%	1st Half: 11-24 45.8%	2nd Half: 10-23 43.5%	Game: 44.7%
3-Pt. FG%	1st Half: 6-13 46.2%	2nd Half: 1-4 25.0%	Game: 41.2%
F Throw%	1st Half: 4-8 50.0%	2nd Half: 12-15 80.0%	Game: 69.6%

Officials: David Libbey, Mark Reischling, Art McDonald.
Technical fouls: None
Attendance: 16,108

Score by Periods	1st	2nd	Total
Connecticut	22	29	51
Tennessee	32	33	65

ALL-TIME NCAA TOURNAMENT GAME RECAPS

2000 NCAA South Region — Regional Semifinal

#8	North Carolina (21-13)	74
#4	Tennessee (26-7)	69
<i>March 24, 2000 • Frank Erwin Center • Austin, Texas</i>		

Ed Cota spurred a late second-half comeback, then he and freshmen Joseph Forte and Julius Peppers hit six straight free throws in the final 34.9 seconds, giving North Carolina a 74-69 victory over Tennessee in the South Regional semifinals.

The Tar Heels' winning rally kicked into top gear when Forte drilled a 3-pointer and Jason Capel hit a layup to get the Tar Heels within 64-63. Cota made a running jumper in the lane and then hit another floater to make it 66-64 with 2:00 left. Tennessee's scoring drought, which left the Vols without a field goal since 7:15, ended with 13.6 seconds left when Tony Harris made his first basket of the night, a 3-pointer.

"I thought for about 35 minutes, we played awfully well," Tennessee coach Jerry Green said. "Then we started trying to make hard plays, and it wasn't just one person, it was about four or five different people. And while we were making hard plays, they were making baskets."

Tennessee got off to a slow start as North Carolina led by seven early. Then, the Vols' speed and athleticism carried them to a 22-7 run and a nine-point lead. Capel kept the Tar Heels close by scoring the last five points of the first half, pulling North Carolina to within 39-36.

"I can't really put it into words," Vincent Yarbrough said of the loss. "I thought we had the game won, but they just out-played us in the last four minutes. We came out of the last timeout and still thought we had the game, but they made some shots and that was the game."

C.J. Black led the Volunteers with 17 points, Yarbrough had 13 and Ron Slay added 12. Isaiah Victor had 11. Forte scored a game-high 22 for the Tar Heels, while Brendan Hayward and Cota each scored 11, followed by Kris Lang with 10.

NOTES: North Carolina defeated Tulsa 74-69 in the Regional Finals to advance to the Final Four ... The Tar Heels then lost to Florida, 59-71, in the national semifinals in Indianapolis.

VISITORS: North Carolina 21-13

	FG	3PT	FT	REBS	O-D-T	PF	TP	A	TO	Bl	St	Min
25 Jason Capel	f	3-9	1-2	2-2	1-4-5	1	9	5	2	0	2	38
42 Kris Lang	f	5-12	0-0	0-0	3-0-3	3	10	0	2	2	1	28
00 Brendan Hayward	c	5-10	0-0	1-4	1-4-5	5	11	0	3	4	0	26
40 Joseph Forte	g	8-13	2-5	4-4	1-4-5	2	22	2	3	1	1	36
05 Ed Cota	g	4-9	0-1	3-5	1-6-7	4	11	5	2	0	1	39
21 Terrence Newby	g	0-0	0-0	0-0	0-0-0	0	0	0	0	0	0	1
24 Max Owens	g	2-2	1-1	0-0	0-0-0	0	5	0	1	0	1	12
45 Julius Peppers	g	2-3	0-0	2-2	3-5-6	4	6	0	1	2	0	20
TEAM					0-3-3							
Totals		29-58	4-9	12-17	10-24-34	19	74	12	14	9	6	200

TOTAL FG%	1st Half: 15-32 45.9%	2nd Half: 14-26 53.8%	Game: 50.0%
3-Pt. FG%	1st Half: 3-7 42.9%	2nd Half: 1-2 50.0%	Game: 44.4%
F Throw%	1st Half: 3-4 75.0%	2nd Half: 9-13 69.2%	Game: 70.6%

HOME TEAM: Tennessee 26-7

	FG	3PT	FT	REBS	O-D-T	PF	TP	A	TO	Bl	St	Min
22 Vincent Yarbrough	f	4-11	1-5	4-4	2-1-3	3	13	3	2	0	1	38
44 Isaiah Victor	f	3-8	1-1	4-6	1-3-4	2	11	1	5	2	3	21
43 C.J. Black	c	6-7	1-1	4-4	1-4-5	4	17	0	1	1	1	21
14 Tony Harris	g	1-10	1-6	1-2	2-2-4	3	4	4	2	0	0	32
42 Jon Higgins	g	3-7	2-5	0-0	1-3-4	1	8	0	0	0	0	35
35 Ron Slay	g	4-11	0-3	4-4	2-5-7	1	12	1	3	1	2	24
05 Harris Walker	g	0-3	0-0	2-2	1-2-3	2	2	1	0	0	1	17
35 Charles Hathaway	g	0-2	0-0	2-2	3-1-4	3	2	1	1	0	1	12
TEAM					2-2-4							
Totals		21-59	6-21	21-24	15-23-38	17	69	11	14	4	9	200

TOTAL FG%	1st Half: 13-32 40.6%	2nd Half: 8-27 29.6%	Game: 35.6%
3-Pt. FG%	1st Half: 4-10 40.0%	2nd Half: 2-11 18.2%	Game: 28.6%
F Throw%	1st Half: 9-10 90.0%	2nd Half: 12-14 85.7%	Game: 87.5%

Officials: David Hall, Bob Donato, Mike Kitts

Technical fouls: None

Attendance: 16,371

Score by Periods	1st	2nd	Total
North Carolina	36	38	74
Tennessee	39	30	69

2001 NCAA Midwest Region — First Round

#9	Charlotte (22-10)	70
#8	Tennessee (22-11)	63
<i>March 16, 2001 • University of Dayton Arena • Dayton, Ohio</i>		

Poor shooting in the second half was too much for Tennessee to overcome, as the Vols fell 70-63 to Charlotte in the first round of the NCAA Tournament.

The Vols finished the game shooting 42 percent from the field but shot only 31 percent in the second half. The Vols also hit only 1-of-7 free-throw attempts and 1-of-11 3-point attempts in the second half. Free-throw shooting plagued the Vols the entire game as they made only 7-of-18. The Vols missed four free throws late in the second half, including the front-end of two one-and-ones.

"We just couldn't make a shot," UT head coach Jerry Green said. "From a coach's perspective, it's frustrating and you feel like you missed an opportunity. But again, those same guys are the ones over the last several years who have made those free throws."

Tennessee opened the game by hitting 10 of its first 17 shots to take a 26-18 lead. Foul trouble proved costly though, and Charlotte was able to come back and tie the game at 43 at the half.

The opening of the second half was the mirror opposite of the first half. The Vols scored only four points in the first 10:30 of the second half and were down 52-50 after a 3-point shot by Jon Higgins with 9:20 to play.

By that point, Tennessee had hit only two of 12 shots in the half while committing nine turnovers.

Charlotte eventually opened up a 59-50 lead with 6:59 to play. The Vols battled back and had the ball down 66-63 with just under 40 seconds left in the game. Tony Harris' 3-point attempt was off the mark, and the 49ers got the rebound. Jobey Thomas made four free throws in the final 24 seconds to seal the victory for Charlotte.

NOTES: Tennessee was seeded eighth and Charlotte was the No. 9 seed ... Charlotte lost to No. 1 seeded Illinois in the second round ... UT fell to 8-14 all-time in the NCAA Tournament ... The Vols made their first appearance in the Midwest Region ... UT's 191 blocked shots on the season ranked second all-time in school history.

VISITORS: Charlotte 22-10

	FG	3PT	FT	REBS	O-D-T	PF	TP	A	TO	Bl	St	Min
01 James Zimmerman	f	3-6	2-3	0-4	2-4-6	3	8	0	2	0	0	24
05 Rodney White	f	5-16	0-3	2-2	3-6-9	3	12	2	0	0	0	28
03 KenKay Jones	c	1-4	0-0	0-0	0-7-7	5	2	0	1	2	1	21
21 Diego Guevara	g	2-9	1-6	3-3	1-2-3	0	8	1	1	0	1	31
31 Jobey Thomas	g	3-9	2-7	4-4	0-0-0	0	12	0	3	0	2	28
10 Cam Stephens	g	2-5	0-0	4-4	4-1-5	4	8	1	1	0	1	19
11 Demetri Brown	g	3-7	3-7	0-0	0-2-2	0	9	1	3	0	0	22
13 Jermaine Williams	g	0-0	0-0	2-2	2-2-4	2	2	0	1	0	0	11
54 Butter Johnson	g	4-6	0-1	1-4	3-5-8	3	9	0	1	0	0	16
TEAM					1-2-3							
Totals		23-62	8-27	16-23	16-31-47	20	70	5	14	2	5	200

TOTAL FG%	1st Half: 13-32 40.6%	2nd Half: 10-30 33.3%	Game: 37.1%
3-Pt. FG%	1st Half: 5-14 35.7%	2nd Half: 3-13 23.1%	Game: 29.6%
F Throw%	1st Half: 12-17 70.6%	2nd Half: 4-6 66.7%	Game: 69.6%

HOME TEAM: Tennessee 22-11

	FG	3PT	FT	REBS	O-D-T	PF	TP	A	TO	Bl	St	Min
22 Vincent Yarbrough	f	5-9	1-4	1-3	1-9-10	4	12	3	2	1	1	31
35 Ron Slay	f	3-8	0-2	2-7	2-4-6	4	8	2	4	0	0	21
44 Isaiah Victor	c	4-9	0-1	0-1	3-4-7	4	8	2	4	0	0	19
14 Tony Harris	g	2-4	0-2	0-0	0-0-0	2	4	0	1	0	1	20
42 Jon Higgins	g	2-5	1-4	2-2	0-0-0	2	7	0	1	0	1	35
02 Jennis Grindstaff	g	0-3	0-2	0-0	0-0-0	0	0	0	0	0	0	7
05 Harris Walker	g	0-2	0-0	0-1	0-1-1	3	0	4	2	0	3	15
12 Marcus Haislip	g	4-10	1-3	1-1	1-3-4	1	10	2	2	0	0	24
31 Terrence Woods	g	3-7	3-7	0-0	1-3-4	2	9	3	0	0	0	14
55 Charles Hathaway	g	2-3	0-0	1-3	1-4-5	1	5	0	1	0	0	14
TEAM					2-0-2							
Totals		25-60	6-25	7-18	11-28-39	23	63	16	14	1	6	200

TOTAL FG%	1st Half: 16-31 51.6%	2nd Half: 9-29 31.0%	Game: 41.7%
3-Pt. FG%	1st Half: 5-14 35.7%	2nd Half: 1-11 9.1%	Game: 24.0%
F Throw%	1st Half: 6-11 54.5%	2nd Half: 1-7 14.3%	Game: 38.9%

Officials: David Hall, Frank Bosone, Ruben Ramos

Technical fouls: None.

Attendance: 13,009

Score by Periods	1st	2nd	Total
Charlotte	43	27	70
Tennessee	43	20	63

OUTLOOK

PLAYERS

STAFF

REVIEW

RESULTS

RECORDS

HONORS

POSTSEASON

VOLMANAC

MEDIA INFO



ALL-TIME NCAA TOURNAMENT GAME RECAPS

2006 Washington D.C. Region — First Round

#15	Winthrop (23-8)	61
#2	Tennessee (22-7)	63
<i>March 16, 2006 • Greensboro Coliseum • Greensboro, N.C.</i>		

Dane Bradshaw found a streaking Chris Lofton with an inbound pass with 2.9 seconds left, and Lofton buried a jumper over Winthrop's Torrell Martin to give Tennessee a 63-61 victory to advance to the second round of the Washington D.C. Regional.

"It was a good look, but he was all up on me," Lofton said. "It still felt good."

The frantic finish capped a heart-pounding game that featured nine ties and eight lead changes, the final one coming on Lofton's shot. His were the only points in the final 2:42, as both teams squandered chances to advance to the second round.

"It was a real gut check for both teams," UT head coach Bruce Pearl said. "Both teams were physically exhausted at the end of that game."

The Vols had a couple of opportunities in the final seconds. Point guard C.J. Watson missed a 3-pointer, but Tennessee retained possession when Bradshaw chased down a long rebound on the other end of the court. Pearl called a timeout to set up the play, with Bradshaw throwing it in.

The first option was for a lob pass to 6-foot-7 Andre Patterson, but when he was covered, Bradshaw looked for Lofton.

"I thought they were going to come to me the whole time, unless we got an easy shot, of course," Lofton said.

His was anything but, and after it went in with four-tenths of a second on the clock, the Tennessee players mobbed Watson. Winthrop coach Gregg Marshall used his final timeout, and James Shuler's long pass bounced off the backboard to Craig Bradshaw. Bradshaw's shot clanged off the rim, allowing the Volunteers to hang on.

The Volunteers survived despite its All-SEC backcourt of Watson and Lofton shooting a combined 8-of-24 from the field and 3-of-15 from 3-point range. It was Tennessee's frontcourt of Major Wingate and Patterson that carried the Vols. Wingate had a team-high 15 points, and Patterson had a double-double with 12 points and 11 rebounds.

"You can definitely make the case that this was good for us, the way it turned out," Dane Bradshaw said. "Coach says the teams we play obviously will continue to get better, but the situation we were in won't get any tougher."

VISITORS: Winthrop 23-8				REBS									
	FG	3PT	FT	O-D-T	PF	TP	A	O	BI	St	Min		
00 James Shuler	f	4-12	1-3	1-3	1-5-6	1	10	3	1	0	1	35	
33 Phillip Williams	f	1-2	1-1	3-4	1-0-1	4	6	1	1	1	1	23	
05 Craig Bradshaw	c	5-17	1-8	1-2	2-5-7	3	12	3	4	2	1	37	
10 Chris Gaynor	g	4-7	2-4	0-0	0-3-3	1	10	4	0	0	1	33	
12 Torrell Martin	g	5-11	2-7	2-3	8-5-13	1	14	1	5	0	2	34	
11 Michael Jenkins	1-4	0-1	0-0	0-0-0	1	2	1	0	0	1	11		
22 Otis Daniels	1-2	0-0	3-4	2-0-2	1	5	0	1	0	0	14		
24 De'Andre Adams	0-0	0-0	0-0	0-1-1	1	0	1	2	0	0	7		
31 Taj McCullough	1-1	0-0	0-1	1-1-2	2	2	0	0	0	0	6		
TEAM											1		
Totals	22-56	7-24	10-17	15-20-35	15	61	14	15	3	7	200		

TOTAL FG%	1st Half: 12-28 42.9%	2nd Half: 10-28 35.7%	Game: 39.3%
3-Pt. FG%	1st Half: 4-12 33.3%	2nd Half: 3-12 25.0%	Game: 29.2%
F Throw %	1st Half: 6-10 60.0%	2nd Half: 4-7 57.1%	Game: 58.8%

HOME TEAM: Tennessee 22-7				REBS									
	FG	3PT	FT	O-D-T	PF	TP	A	O	BI	St	Min		
22 Andre Patterson	f	6-7	0-0	0-0	3-8-11	4	12	2	3	2	0	29	
23 Dane Bradshaw	f	1-4	0-1	3-5	0-3-3	2	5	2	0	1	2	28	
01 Major Wingate	c	5-8	0-0	5-6	2-4-6	1	15	1	2	3	1	30	
05 Chris Lofton	g	5-14	2-9	0-0	2-0-2	2	12	2	1	0	1	31	
32 C.J. Watson	g	3-10	1-6	2-2	0-0-0	4	9	2	3	0	0	27	
02 JaJuan Smith	2-5	2-4	0-0	0-1-1	2	6	0	0	0	0	0	16	
03 Stanley Asumnu	1-2	0-0	0-1	2-5-7	0	2	2	3	0	2	22		
15 Jordan Howell	1-3	0-1	0-0	1-1-2	0	2	1	1	0	0	14		
34 Ryan Childress	0-0	0-0	0-0	0-0-0	0	0	0	0	0	0	3		
TEAM					1-0-1								
Totals	24-53	5-21	10-14	11-22-33	15	63	12	13	6	2	200		

TOTAL FG%	1st Half: 15-28 53.6%	2nd Half: 9-25 36.0%	Game: 45.3%
3-Pt. FG%	1st Half: 4-12 33.3%	2nd Half: 1-9 11.1%	Game: 23.8%
F Throw %	1st Half: 2-2 100%	2nd Half: 8-12 66.7%	Game: 71.4%

Officials: Mike Kitts, Sid Rodeheffer, Wally Rutecki
Technicals: None
Attendance: 22,073

Score by Periods	1st	2nd	Total
Winthrop	34	27	61
Tennessee	36	27	63

2006 Washington D.C. Region — Second Round

#7	Wichita State (26-8)	80
#2	Tennessee (22-8)	73
<i>March 18, 2006 • Greensboro Coliseum • Greensboro, N.C.</i>		

Wichita State went on a 7-0 run to break a 65-all tie and the Shockers never looked back, defeating Tennessee 80-73 to advance to the Sweet Sixteen in Washington D.C.

Karon Bradley hit a short jumper to break the tie, and on the next possession, with the shot clock winding down, P.J. Cousinard stepped back and launched a straightaway 3-pointer that swished through the net giving the Shockers a lead they wouldn't relinquish. Wichita State advanced to the NCAA Tournament's round of 16 for the first time in 25 years.

Chris Lofton - who hit a last-second shot to beat Winthrop 63-61 in the first round - and eventual NBA point guard C.J. Watson each scored 20 points to lead the Volunteers. Major Wingate finished with 15 points, seven rebounds and five blocks.

"We'll be back," Pearl said. "I'm very, very proud of these young men. I can't tell you how many people have written or called and said how much they enjoyed this basketball team. This Tennessee basketball team will go down as one of the all-time best, and this was the group that got it started."

Tennessee led 63-58 on a pair of free throws from Watson with 5:42 left, but the Shockers rallied to tie it at 63 on a 3-pointer from Sean Ogirri.

After the teams traded baskets, Bradley drained a jumper from just outside the lane for a 67-65 lead with 2:12 left. Cousinard followed with the stepback 3-pointer over Dane Bradshaw for a 70-65 lead with 1:05 left.

Ogirri closed the spurt with two free throws for a 72-65 lead with 50.5 seconds left. Tennessee twice cut the deficit to three points in the final seconds. But the Vols got no closer, as Wichita State went 8-for-10 at the foul line in the final minute to seal it.

"I think we were in a position where we had them where we wanted them," said Bradshaw, who had two points and three steals. "I guess we just didn't execute. I'm not sure really what happened."

NOTE: Wichita State lost to eventual Final Four participant George Mason 63-55 in the Sweet Sixteen.

VISITORS: Wichita State 26-8				REBS									
	FG	3PT	FT	O-D-T	PF	TP	A	O	BI	St	Min		
02 P.J. Cousinard	f	6-7	4-4	4-6	2-7-9	2	20	5	4	0	1	36	
32 Kyle Wilson	f	5-10	3-5	4-4	1-5-6	1	17	1	2	1	0	30	
45 Paul Miller	c	1-9	0-0	8-10	2-6-8	2	10	1	1	0	0	26	
22 Matt Braeuer	g	2-4	0-0	1-2	0-1-1	2	5	4	1	0	0	22	
33 Sean Ogirri	g	3-7	2-5	4-5	0-2-2	2	12	2	0	0	0	33	
00 Nick Rogers	0-0	0-0	0-0	0-0-0	0	0	0	0	0	0	0	2	
04 Ryan Martin	5-6	0-0	0-0	2-2-4	1	10	0	1	1	1	24		
05 Wendell Preadom	0-0	0-0	0-0	0-0-0	1	0	0	0	0	0	5		
10 Karon Bradley	2-5	0-1	2-2	1-1-2	1	6	3	1	0	1	22		
TEAM				1-1-2							1		
Totals	24-48	9-15	23-29	9-25-34	12	80	16	13	2	3	200		

TOTAL FG%	1st Half: 10-27 37.0%	2nd Half: 14-21 66.7%	Game: 50.0%
3-Pt. FG%	1st Half: 4-8 50.0%	2nd Half: 5-7 71.4%	Game: 60.0%
F Throw %	1st Half: 6-8 75.0%	2nd Half: 17-21 81.0%	Game: 79.3%

HOME TEAM: Tennessee 22-8				REBS									
	FG	3PT	FT	O-D-T	PF	TP	A	O	BI	St	Min		
22 Andre Patterson	f	1-4	0-0	0-0	2-4-6	5	2	4	0	1	0	24	
23 Dane Bradshaw	f	1-7	0-3	0-1	2-2-4	4	2	3	1	0	3	29	
01 Major Wingate	c	6-11	0-0	3-4	5-2-7	0	15	0	4	5	1	34	
05 Chris Lofton	g	2-11	6-18	0-0	1-2-3	2	20	2	2	0	2	34	
32 C.J. Watson	g	7-10	2-3	4-4	0-0-0	4	20	1	1	1	1	33	
02 JaJuan Smith	2-6	2-5	2-4	2-8-10	3	8	3	1	0	1	21		
03 Stanley Asumnu	3-8	0-0	0-0	4-2-6	1	6	0	1	0	1	18		
15 Jordan Howell	0-0	0-0	0-0	0-0-0	1	0	2	0	0	0	7		
TEAM				2-0-2									
Totals	27-67	10-29	9-13	18-20-38	20	73	15	10	7	9	200		

TOTAL FG%	1st Half: 10-36 27.8%	2nd Half: 17-31 54.8%	Game: 40.3%
3-Pt. FG%	1st Half: 3-12 25.0%	2nd Half: 7-17 41.2%	Game: 34.5%
F Throw %	1st Half: 2-2 100%	2nd Half: 7-11 63.6%	Game: 69.2%

Officials: John Higgins, Mike Kitts, Bert Smith
Technicals: None
Attendance: 22,809

Score by Periods	1st	2nd	Total
Wichita State	30	50	80
Tennessee	25	48	73

ALL-TIME NCAA TOURNAMENT GAME RECAPS

2007 South Region — First Round

#12	Long Beach State (24-8)	86
#5	Tennessee (23-10)	121

March 16, 2007 • Nationwide Arena • Columbus, Ohio

Tennessee scored early, often and then scored some more as the Vols matched the most points ever scored by a team in a first-round NCAA Tournament game in its 121-86 dismantling of Long Beach State.

Chris Lofton led the way with 25 points. JaJuan Smith added 24 points, Ramar Smith 22, Duke Crews 12 and Wayne Chism 10 points, while Dane Bradshaw dished out a career-best 11 assists.

"It really was (fun)," Lofton said. "We're used to playing like that. When a team plays (uptempo) like that, we get excited. It was just a fast-paced game, and we put the 'fast' back in 'fast break.'"

Both teams came in averaging 80 points—putting them among the top 11 in the nation—so it wasn't a shocker that baskets came in bunches.

"I like an identity for a program. This is our identity," UT coach Bruce Pearl said. "We've never finished second in (any league in) scoring in 14 or 15 years I've been a head coach. I enjoy being uptempo and being aggressive in transition. We'll put four or five guys on the floor that can score, and they've got a lot of freedom."

Lofton led the way, as the Volunteers shot 59 percent from the field and made 14 of 27 3-pointers. He hit half of his eight shots behind the arc and JaJuan Smith hit 4-of-6.

Each team hit seven 3-pointers in a wild opening half that featured the Volunteers racing to a 29-12 lead in the opening seven and a half minutes. They did it with precision shooting, their full-court press and trapping pressure.

Lofton keyed the defense, with two steals leading to a pair of layups in a 5-second span.

Ahead 57-45 at the break, the Volunteers ran off 12 of the first 14 points in the second half—seven by Lofton—to build the lead to 69-47.

From then on, the points mounted. The Volunteers reached 90 with 10 minutes left.

"We knew we had to score," Ramar Smith said. "We knew it was going to be a high-scoring game, and we came out and scored."

VISITORS: Long Beach State 24-8

		FG	3PT	FT	O-D-T	PF	TP	A	To	Bl	St	Min
15	Sterling Byrd	f	1-4	0-0	0-0	0-3-3	2	2	2	0	0	27
44	Dominique Ricks	f	1-2	0-0	0-0	2-1-3	3	2	0	0	0	10
01	Kejuan Johnson	g	8-16	5-8	3-3	1-3-4	3	24	0	2	1	35
20	Kevin Houston	g	6-15	2-4	3-4	0-1-1	4	17	3	3	0	33
55	Aaron Nixon	g	8-15	4-8	3-3	0-5-5	2	23	4	2	0	28
02	Louis Draby	g	3-5	1-1	0-0	1-1-2	3	7	2	1	0	25
10	Arturas Lazdauskas	g	0-1	0-0	0-0	0-1-1	1	0	0	1	0	4
11	Artis Gant	g	0-0	0-0	0-0	1-0-1	0	0	0	0	0	2
21	Mark Dawson	g	3-7	0-0	1-2	4-2-6	4	7	0	2	2	28
22	Tim Island	g	0-0	0-0	0-0	0-0-0	0	0	0	0	0	2
33	Travon Free	g	2-2	0-0	0-2	0-0-0	1	4	0	0	0	4
50	Andrew Fleming	g	0-0	0-0	0-0	0-0-0	0	0	0	0	0	2
TEAM					0-2-2							
Totals		32-65	12-21	10-14	9-19-28	23	86	11	13	3	2	200

TOTAL FG%	1st Half: 17-32 53.1%	2nd Half: 15-33 45.5%	Game: 49.2%
3-Pt. FG%	1st Half: 7-12 58.3%	2nd Half: 5-9 55.6%	Game: 57.1%
F Throw %	1st Half: 4-7 57.1%	2nd Half: 6-7 85.7%	Game: 71.4%

HOME TEAM: Tennessee 23-10

		FG	3PT	FT	O-D-T	PF	TP	A	To	Bl	St	Min
04	Wayne Chism	f	4-5	1-1	1-2	0-3-4	0	10	2	0	1	14
23	Dane Bradshaw	f	3-3	0-0	2-5	1-3-4	1	8	1	0	0	26
02	JaJuan Smith	g	8-12	4-6	4-5	2-4-6	4	24	1	0	0	23
05	Chris Lofton	g	9-14	4-8	3-3	0-3-3	3	25	2	1	0	24
12	Ramar Smith	g	8-13	2-4	4-4	0-2-2	2	22	6	0	2	39
15	Jordan Howell	g	2-6	2-5	0-0	1-1-2	4	6	2	0	0	20
24	Tanner Wild	g	1-2	1-1	0-0	0-0-0	0	3	0	0	0	2
25	Josh Tabb	g	3-5	0-1	1-1	3-2-5	4	7	0	2	0	22
30	Ben Bosse	g	0-1	0-0	0-0	0-1-1	0	0	0	0	0	3
32	Duke Crews	g	4-9	0-0	4-8	8-3-11	1	12	1	1	0	20
34	Ryan Childress	g	1-3	0-1	2-2	0-4-4	1	4	0	2	0	17
TEAM					1-1-2							
Totals		43-73	14-27	21-30	16-27-43	20	121	25	6	4	11	200

TOTAL FG%	1st Half: 21-36 58.3%	2nd Half: 22-37 59.5%	Game: 58.9%
3-Pt. FG%	1st Half: 7-14 50.0%	2nd Half: 7-13 53.8%	Game: 51.9%
F Throw %	1st Half: 8-12 66.7%	2nd Half: 13-18 72.2%	Game: 70.0%

Officials: John Higgins, Paul Janssen, Earl Walton

Technical: None

Attendance: 19,916

Score by Periods	1st	2nd	Total
Long Beach State	45	41	86
Tennessee	57	64	121

2007 South Region — Second Round

#5	Tennessee (24-10)	77
#4	Virginia (21-11)	74

March 18, 2007 • Nationwide Arena • Columbus, Ohio

JaJuan Smith scored 13 of his 16 points in the second half, Ryan Childress scored all 10 of his points in the second half and Chris Lofton made six consecutive free throws in the final seconds as the Volunteers held off Virginia 77-74 in the second round of the NCAA Tournament to propel fifth-seeded Tennessee (24-10) to the round of 16 for the first time since 2000.

"When you reach the Sweet Sixteen at the University of Tennessee with the way we've had to rebuild, you've made a special place in history for yourself," Vols veteran Dane Bradshaw said.

The Vols had to hold on for dear life to advance past the second round. After taking a 10-point lead midway through the second half, Virginia came roaring back, cutting the lead to two after an Adrian Joseph basket.

But in the end, the Volunteers advanced by having their best player make the easiest shot of all. Lofton, the Southeastern Conference's Player of the Year, hit all six of his free throws in the last 27.7 seconds, keeping Tennessee ahead. He finished with 20 points.

"I started forcing shots," said Lofton, who was an uncharacteristic 4-of-16 from the field but 9-of-10 on free throws. "Coach (Pearl) kept telling me to be patient. Luckily, I got to the foul line and came through."

Virginia still had a chance as they got the ball back after Lofton's last made free throw, but point guard Sean Singletary missed an open 3-pointer with one second left.

In the opening minute, Reynolds and Lofton turned it into a game of H-O-R-S-E. Reynolds hit a 3-pointer from the top of the key on Virginia's first possession, and Lofton responded with a longer trey a minute later.

The challenge was on, and Reynolds was on his game. He was at his best during an 18-3 spurt that gave Virginia a 36-25 lead.

Then, it was Tennessee's turn.

JaJuan Smith had a three-point play and a steal-and-layup during a 15-2 spurt early in the second half that put Tennessee ahead for good 54-44. At that point, Singletary brought Virginia back, cutting the lead to 61-59.

Smith ended the comeback by hitting a 3-pointer, then taking a charge from Singletary.

VISITORS: Tennessee 24-10

		FG	3PT	FT	O-D-T	PF	TP	A	To	Bl	St	Min
04	Wayne Chism	f	3-5	2-2	5-9	1-4-5	5	13	0	2	0	18
23	Dane Bradshaw	f	1-5	1-2	0-2	0-3-3	3	3	5	1	0	23
02	JaJuan Smith	g	6-13	3-7	1-1	1-1-2	2	16	2	2	0	32
05	Chris Lofton	g	4-16	3-9	9-10	1-2-3	2	20	2	1	0	33
12	Ramar Smith	g	1-4	0-2	5-8	1-5-6	5	7	1	5	0	32
15	Jordan Howell	g	0-1	0-1	0-0	0-0-0	0	0	1	1	0	10
25	Josh Tabb	g	1-2	0-1	0-0	1-1-2	3	2	0	2	0	13
32	Duke Crews	g	3-4	0-0	0-0	1-1-2	3	6	0	1	0	18
34	Ryan Childress	g	3-4	2-2	2-2	4-4-8	2	10	1	1	0	21
TEAM					2-6-8							
Totals		22-54	11-26	22-32	12-27-39	25	77	12	16	0	7	200

TOTAL FG%	1st Half: 10-29 34.5%	2nd Half: 12-25 48.0%	Game: 40.7%
3-Pt. FG%	1st Half: 6-16 37.5%	2nd Half: 10-20 50.0%	Game: 42.3%
F Throw %	1st Half: 9-16 56.3%	2nd Half: 13-16 81.3%	Game: 68.8%

HOME TEAM: Virginia 21-11

		FG	3PT	FT	O-D-T	PF	TP	A	To	Bl	St	Min
24	Mamadi Diane	f	0-4	0-4	0-0	0-1-1	4	0	0	1	1	33
33	Jasson Cain	f	0-1	0-0	9-10	1-4-5	4	9	0	1	0	30
21	Tunji Soroye	c	0-0	0-0	2-2	1-2-3	2	2	0	0	3	21
02	J.R. Reynolds	g	8-16	4-11	6-6	0-1-1	2	26	0	3	0	34
44	Sean Singletary	g	4-14	1-7	10-12	1-5-6	4	19	5	6	0	39
01	Will Harris	g	0-0	0-0	0-0	0-0-0	0	0	0	0	0	1
12	Laurynas Mikaluskas	g	0-0	0-0	3-4	0-3-3	4	3	0	0	0	7
12	Jamil Tucker	g	1-2	1-1	0-0	0-0-0	2	3	0	0	0	6
30	Adrian Joseph	g	4-7	1-3	1-2	2-3-5	3	10	0	1	0	23
34	Ryan Pettinella	g	0-0	0-0	0-0	0-0-0	0	0	0	0	0	1
45	Soloman Tat	g	1-2	0-0	0-0	0-3-3	1	2	0	1	0	5
TEAM					1-1-2							
Totals		18-48	7-26	31-36	6-23-29	26	74	5	12	5	5	200

TOTAL FG%	1st Half: 21-36 58.3%	2nd Half: 22-37 59.5%	Game: 58.9%
3-Pt. FG%	1st Half: 7-14 50.0%	2nd Half: 7-13 53.8%	Game: 51.9%
F Throw %	1st Half: 8-12 66.7%	2nd Half: 13-18 72.2%	Game: 70.0%

Officials: John Higgins, Paul Janssen, Hal Lusk

Technical: None

Attendance: 19,916

Score by Periods	1st	2nd	Total
Virginia	38	36	74
Tennessee	35	42	77

ALL-TIME NCAA TOURNAMENT GAME RECAPS

2007 South Region — Regional Semifinal			
#5	Tennessee (24-11)	84	
#1	Ohio State (33-3)	85	
March 22, 2007 • Alamodome • San Antonio, Texas			

With talented freshman center Greg Oden mired in foul trouble, the top-seeded Buckeyes fell behind by 20 points before halftime. But senior Ron Lewis and fellow freshman Mike Conley bailed out Oden and lifted Ohio State past Tennessee, 85-84, in the semifinals of the NCAA South Regional.

"We played about as well in the first half, I think, as we can play," Tennessee coach Bruce Pearl said. "We're terribly disappointed. We've proven we can beat some of the best teams in the country. We've also proven we can come close to beating some of the best teams in the country."

Conley had nine of his 17 from the foul line - including the winner with 6.5 seconds left.

But Conley missed a second shot, giving Tennessee one last chance. Ramar Smith grabbed the rebound and went all the way to the rim with Conley defending him. Smith's shot went up just before time expired.

Then it was Oden to the rescue, swatting the ball into the Volunteers' cheerleaders, while Smith landed hard in front of the Tennessee bench.

After trailing 49-29 in the final minute of the first half, the Buckeyes got a little back with a three-point play in the final second before intermission. Then came a 16-5 spurt, keyed by six Conley free throws. Fittingly, his pair of foul shots tied it at 64.

Things went back and forth from there, with 6-9 Ryan Childress hitting two 3-pointers for Tennessee and Conley making a three-point play but also missing a pair of free throws.

Ohio State tied it at 79 with 2:44 left on David Lighty's eighth 3-pointer of the season. It was a biggie because the Buckeyes never trailed again.

SEC Player of the Year Chris Lofton scored 24 points to lead Tennessee. He was 6-of-13 on 3-pointers, including one that tied it at 82 only seconds after Lewis had put Ohio State ahead with a trey of his own.

Smith scored 15 points and JaJuan Smith added 14 points and eight rebounds. Childress had 12, hitting 4-of-5 behind the arc.

Tennessee avoided Oden from the start by shooting 3-pointers over him, taking a slim lead. Then, he got his second foul with 10:48 to go in the half, and the Vols began attacking inside and out .

NOTE: Ohio State advanced all the way to the national championship game, where it fell to No. 1-seeded Florida, 84-75.

VISITORS: Tennessee 24-11													
	FG	3PT	FT	REBS				TP	A	TO	BI	St	Min
				O-D-T	PF	TP	A	TO	BI	St	Min		
04 Wayne Chism	f	2-7	0-4	2-4	1-0-1	4	6	1	0	0	1	19	
23 Dane Bradshaw	f	1-4	1-3	2-2	0-2-2	3	5	4	3	1	0	26	
02 JaJuan Smith	g	5-10	4-5	0-0	4-4-8	4	14	1	0	0	1	28	
05 Chris Lofton	g	9-18	6-13	0-0	1-4-5	1	24	1	0	0	0	33	
12 Ramar Smith	g	6-10	0-0	3-7	0-3-3	3	15	4	0	0	1	33	
15 Jordan Howell	0	0-0	0-0	0-0	0-2-2	1	0	1	0	0	0	9	
25 Josh Tabb	1-3	1-1	0-0	1-5-6	2	3	2	1	0	1	0	18	
32 Duke Crews	2-5	0-0	1-4	2-1-3	3	5	0	2	0	0	0	17	
34 Ryan Childress	4-5	4-5	0-0	1-2-3	3	12	0	0	0	0	0	17	
TEAM				0-1-1									
Totals	30-62	16-31	8-17	10-24-34	24	84	14	7	1	4	200		
TOTAL FG%	1st Half: 19-34 55.9%	2nd Half: 11-28 39.3%	Game: 48.4%										
3-Pt. FG%	1st Half: 9-15 60.0%	2nd Half: 7-16 43.8%	Game: 51.6%										
F Throw %	1st Half: 2-5 40.0%	2nd Half: 6-12 50.0%	Game: 47.1%										
HOME TEAM: Ohio State 33-3													
	FG	3PT	FT	REBS				TP	A	TO	BI	St	Min
				O-D-T	PF	TP	A	TO	BI	St	Min		
03 Ivan Harris	f	4-4	3-3	0-0	0-3-3	3	11	1	0	0	0	18	
20 Greg Oden	c	2-2	0-0	5-6	0-3-3	4	9	0	1	4	1	18	
01 Mike Conley Jr.	g	4-10	0-0	9-14	4-3-7	3	17	6	1	0	2	34	
12 Ron Lewis	g	9-17	3-9	4-4	1-4-5	1	25	1	2	0	0	36	
14 Jamar Butler	g	1-6	1-6	0-0	0-2-2	1	3	2	2	0	0	36	
23 David Lighty	2-3	1-2	2-5	0-2-2	1	7	1	0	0	0	0	20	
31 Daquan Cook	2-4	0-1	0-0	0-0-0	0	4	1	1	0	0	0	8	
42 Matt Terwilliger	1-3	0-1	3-4	2-1-3	0	5	0	0	0	0	0	14	
45 Othello Hunter	2-2	0-0	0-2	1-4-5	4	4	1	1	1	0	0	16	
TEAM				0-3-3									
Totals	27-51	8-22	23-35	8-25-33	17	85	13	8	5	3	200		
TOTAL FG%	1st Half: 13-27 48.1%	2nd Half: 14-24 58.3%	Game: 52.9%										
3-Pt. FG%	1st Half: 3-10 30.0%	2nd Half: 5-12 41.7%	Game: 36.4%										
F Throw %	1st Half: 3-6 50.0%	2nd Half: 20-29 69.0%	Game: 65.7%										

Officials: David Libbey, Patrick Driscoll, Jamie Luckie
Technical: None
Attendance: 26,776

Score by Periods	1st	2nd	Total
Tennessee	49	35	84
Ohio State	32	53	85

2008 East Region — First Round			
#15	American (21-12)	57	
#2	Tennessee (30-4)	72	
March 21, 2008 • BJCC Arena • Birmingham, Ala.			

Tennessee avoided a massive first-round upset in the NCAA Tournament, breaking away from American 72-57 in the first round of the East Regional.

Believing the Volunteers deserved better than the No. 2 seed given them, guard JaJuan Smith wrote "No. 1 seed" on his orange-and-white sneakers. Facing a team making its NCAA Tournament debut, it was hardly a walkover.

Sluggish at the start and outthustled nearly the whole way, the second-seeded Vols turned it on late to avoid the upset.

Ahead 53-51 with 5:45 left, Tennessee held the 15th-seeded Eagles to only one basket the rest of the way.

"We just weren't playing our game," Smith said. "We were a little sloppy, but we turned it on at the end."

Smith finished with 19 points. Wayne Chism added 16 and helped Tennessee wear down the Eagles.

Tied at 40 with 11 minutes left, Tennessee finally put together a 10-0 run with Smith hitting a big 3-pointer. A pair of treys by Brian Gilmore gave American its late chance.

"I thought they came in confident. I thought they came in knowing that they could play with us," UT coach Bruce Pearl said.

Garrison Carr, the MVP of the Patriot League Tournament, poured in 24 points. The sharpshooter tried to keep American close all by himself, taking on the whole Tennessee team in a game of H-O-R-S-E. The Vols threw five different defenders at him, hoping to weave through a staggered series of hard picks.

"One person can't guard him. He comes off eight or nine screens," All-American Tennessee guard Chris Lofton said. "I had to take a break in the first half. I was dead."

Tennessee relies on a controlled brand of chaos, but they struggled at the start, and Lofton was a non-factor. Starting UT point guard Ramar Smith sat out the first half.

The Eagles threw their bodies around more than the Vols and held a 39-27 rebounding edge, including 18-6 on the offensive end.

VISITORS: American 21-12													
	FG	3PT	FT	REBS				TP	A	TO	BI	St	Min
				O-D-T	PF	TP	A	TO	BI	St	Min		
34 Travis Lay	f	1-3	0-0	0-0	2-1-3	2	2	0	0	0	0	14	
32 Cornelio Gubindaba	c	2-3	0-0	0-0	3-4-7	4	9	0	0	2	0	16	
03 Derrick Mercer	g	4-12	1-3	0-2	0-3-3	4	4	3	0	0	0	39	
05 Garrison Carr	g	9-21	6-15	2-2	0-2-2	3	26	2	3	0	1	40-	
15 Frank Borden	g	0-3	0-1	0-0	3-5-8	5	0	2	5	0	0	33	
04 Frane Markusovic	0-0	0-0	0-0	0-0	0-0	0	0	0	0	0	0	0+	
14 Brian Gilmore	4-11	2-5	3-6	4-2-6	2	13	1	1	0	4	27		
21 Nick Hendra	1-2	0-1	0-0	1-2-3	3	2	0	4	1	0	7		
22 Steve Luptak	0-0	0-0	0-0	0-0-0	0	0	0	0	0	0	0	0+	
25 Romone Penny	0-0	0-0	0-0	0-0-0	1	0	0	1	0	0	1		
33 Bryce Simon	0-0	0-0	0-0	0-0-0	0	0	0	0	0	0	0	0+	
44 Jordan Nichols	0-3	0-0	1-2	3-2-5	5	1	1	2	0	0	23		
TEAM				2-0-2									
Totals	21-58	9-25	6-12	18-21-39	26	57	9	22	3	5	200		
TOTAL FG%	1st Half: 9-29 31.0%	2nd Half: 12-29 41.4%	Game: 36.2%										
3-Pt. FG%	1st Half: 2-8 25.0%	2nd Half: 7-17 41.2%	Game: 36.0%										
F Throw %	1st Half: 2-4 50.0%	2nd Half: 4-8 50.0%	Game: 50.0%										
HOME TEAM: Tennessee 30-4													
	FG	3PT	FT	REBS				TP	A	TO	BI	St	Min
				O-D-T	PF	TP	A	TO	BI	St	Min		
01 Tyler Smith	f	4-8	0-1	6-8	1-6-7	2	14	6	1	1	1	36	
04 Wayne Chism	f	6-10	2-3	2-3	2-5-7	5	16	0	2	0	2	24	
02 JaJuan Smith	g	7-12	4-8	1-2	0-1-1	1	19	2	2	0	1	33	
05 Chris Lofton	g	1-7	0-5	3-4	1-2-3	1	5	0	3	0	3	33	
15 Jordan Howell	g	0-2	0-2	0-0	0-1-1	2	0	2	1	0	1	13	
12 Ramar Smith	0-0	0-0	4-6	0-2-2	2	4	2	0	0	0	0	14	
22 Steven Pearl	0-0	0-0	0-0	0-0-0	0	0	0	0	0	0	0	0+	
25 Josh Tabb	0-0	0-0	0-0	0-0-0	1	0	0	1	0	0	0	7	
30 J.P. Prince	1-3	0-0	6-8	0-2-2	1	8	1	3	0	3	21		
32 Duke Crews	2-2	0-0	0-0	0-2-2	1	4	0	1	2	1	15		
33 Brian Williams	1-1	0-0	0-0	0-0-0	0	2	0	0	0	0	0	3	
34 Ryan Childress	0-0	0-0	0-0	0-0-0	0	0	0	0	0	0	0	1	
TEAM				2-0-2									
Totals	22-45	6-19	22-31	6-21-27	16	72	13	14	3	12	200		
TOTAL FG%	1st Half: 10-22 45.5%	2nd Half: 12-23 52.2%	Game: 48.9%										
3-Pt. FG%	1st Half: 2-11 18.2%	2nd Half: 4-8 50.0%	Game: 31.6%										
F Throw %	1st Half: 7-8 87.5%	2nd Half: 15-23 65.2%	Game: 71.0%										

Officials: Zelton Steed, Gerry Pollard, Chris Rastaher
Technical: None
Attendance:

Score by Periods	1st	2nd	Total
American	22	35	57
Tennessee	29	43	72

OUTLOOK	PLAYERS	STAFF	REVIEW	RESULTS	RECORDS	HONORS
---------	---------	-------	--------	---------	---------	--------

POSTSEASON

VOLMANAC

MEDIA INFO



65

ALL-TIME NCAA TOURNAMENT GAME RECAPS

2009 East Region — First Round			
#9	Tennessee (21-13)	75	
#8	Oklahoma State (23-11)	77	
March 20, 2009 • University of Dayton Arena • Dayton, Ohio			

After 40 hard-fought minutes of basketball, Oklahoma State outlasted Tennessee to earn a 77-75 decision in the first round of the NCAA Tournament at University of Dayton Arena in Dayton, Ohio.

"We played a lot of good basketball out there today, and we played against a really good team, one of the better teams we played in a few weeks, and we're right there," UT head coach Bruce Pearl said.

Cowboys point guard Byron Eaton put his team ahead for good after a three-point play with 7.2 seconds showing on the clock. Eaton drove to the basket for a layup and made the ensuing free throw after being fouled by Vols forward Tyler Smith.

With one final shot for the Vols, Smith came off a ball screen and launched a 3-pointer, only to see it rim out at the buzzer.

"It's a shot that he takes and makes a lot at the end of practice," Pearl said. "I didn't want anybody else taking that last shot."

Smith led the Big Orange with 21 points, including a perfect 10-for-10 performance at the foul line. Redshirt freshman guard Cameron Tatum followed with 12 points, and junior Wayne Chism added 11 points.

Paced by Eaton's 20 points, Oklahoma State also received a lift from Marshall Moses' double-double performance of 16 points and 11 rebounds.

The game concluded Tennessee's fourth consecutive NCAA Tournament bid under Pearl.

NOTE: Oklahoma State lost to No. 1-seeded Pittsburgh 84-76 in the second round.

VISITORS: Tennessee 21-13					REBS										
		FG	3PT	FT	O-D-T	PF	TP	A	T	Bl	St	Min			
01	Smith, Tyler	f	5-10	1-4	10-10	2-0-2	3	21	3	2	0	0	36		
04	Chism, Wayne	c	4-14	3-9	0-0	2-4-6	4	11	1	4	1	0	28		
03	Maze, Bobby	g	2-5	2-5	0-0	0-1-1	0	6	5	0	0	0	27		
30	Prince, J.P.	g	2-3	0-0	0-2	1-4-5	2	4	2	1	0	3	24		
32	Hopson, Scotty	g	3-9	1-6	1-1	0-2-2	2	8	3	1	0	1	31		
05	Negedu, Emmanuel		2-2	0-0	2-4	2-1-3	0	6	0	0	0	0	6		
23	Tatum, Cameron		4-8	3-7	1-1	0-2-2	3	12	0	1	0	0	23		
25	Tabb, Josh		1-2	1-2	2-3	0-2-2	1	5	1	0	0	0	9		
33	Williams, Brian		1-3	0-0	0-0	1-1-2	1	2	1	2	0	0	16		
TEAM					3-0-3										
Totals		24-56	11-33	16-21	11-17-28	16	75	16	11	1	4	200			

TOTAL FG%	1st Half: 12-30 40.0%	2nd Half: 12-26 46.2%	Game: 42.9%
3-Pt. FG%	1st Half: 5-15 33.3%	2nd Half: 6-18 33.3%	Game: 33.3%
F Throw %	1st Half: 5-7 71.4%	2nd Half: 11-14 78.6%	Game: 76.2%

HOME TEAM: Oklahoma State 23-11					REBS										
		FG	3PT	FT	O-D-T	PF	TP	A	T	BI	St	Min			
33	Moses, Marshall	f	8-10	0-0	0-0	5-6-11	3	16	1	1	0	0	31		
00	Eaton, Byron	g	7-10	0-1	6-7	1-0-1	4	20	7	6	0	0	36		
01	Harris, Terrel	g	5-11	1-6	4-5	0-4-4	4	15	2	2	0	1	34		
12	Page, Keiton	g	2-6	2-6	0-0	0-1-1	2	6	2	0	0	0	33		
23	Anderson, James	g	4-8	2-4	0-1	2-4-6	4	10	1	3	0	2	31		
02	Muonelo, Obi	3-7	2-4	0-0	0-7-7	2	8	0	0	0	0	2	22		
04	Brown, Anthony	1-1	0-0	0-0	0-0-0	0	2	0	0	0	0	0	9		
15	Sidorakis, Nick	0-0	0-0	0-0	0-0-0	0	0	0	0	0	0	0	4		
TEAM					1-1-1										
Totals		30-53	7-21	10-13	8-23-31	20	77	13	12	0	5	200			

TOTAL FG%	1st Half: 15-27 55.6%	2nd Half: 15-26 57.7%	Game: 56.6%
3-Pt. FG%	1st Half: 4-13 30.8%	2nd Half: 3-8 37.5%	Game: 33.3%
F Throw %	1st Half: 4-5 80.0%	2nd Half: 6-8 75.0%	Game: 76.9%

Officials: Michael Roberts, Brian O'Connell, Mike Sanzere
Technical: Tennessee-None. Oklahoma State-Moses, Marshall; TEAM.
Attendance: 12,499

Score by Periods	1st	2nd	Total
Tennessee	34	41	75
Oklahoma State	38	39	77

2010 Midwest Region — First Round			
#11	San Diego State (25-9)	59	
#6	Tennessee (26-8)	62	
March 18, 2010 • Dunkin' Donuts Center • Providence, R.I.			

Melvin Goins made his fourth 3-pointer with 19 seconds left after San Diego State cut the deficit to one point, and Tennessee held off the Aztecs 62-59 at the Dunkin' Donuts Center in Providence, R.I., to advance to the second round of the NCAA Tournament.

Goins and J.P. Prince scored 15 points apiece for the sixth-seeded Volunteers on coach Bruce Pearl's 50th birthday.

"That was a very defensive-minded game," Pearl said. "Both teams can really defend. The way we won the game was the way the kids have been winning all year long—really resilient. We didn't play very well. San Diego State had a lot to do with that."

D.J. Gay had 16 points for No. 11 seed San Diego State, which won the Mountain West Conference. Future NBA standout Kawhi Leonard scored 12 with 10 rebounds for SDSU, but he missed a well-guarded 3-pointer at the buzzer that would have tied it.

Making their fifth straight tournament appearance, the Vols did their best to erase the memory of last year's first-round loss to Oklahoma State—the only time they've failed to win a game in the tournament under Pearl (a native of nearby Sharon, Mass.).

Up six before Gay's 3-pointer made it 53-50 with 4:15 left, the Vols made it a five-point lead on Bobby Maze's free throws. Kelvin Davis hit a pair of free throws and Billy White made a jumper for San Diego State to make it 55-54 with just under two minutes left.

Brian Williams and Gay exchanged free throws, then J.P. Prince missed a pair of foul shots with 47 seconds left and the Vols still nursing a one-point lead. But Wayne Chism grabbed the rebound, and Tennessee ran another 28 seconds off the clock before Goins hit a 3-pointer to make it 60-56.

"I think the shot clock was at about seven seconds," said Goins, who was right in front of the Tennessee bench when he got the ball. "Even before I got the ball, I heard coach yelling, 'Stick, stick, stick.' That gave me confidence to shoot."

Goins then fouled Gay during a 3-point attempt, and the San Diego State guard made all three foul shots. But Chism made two free throws at the other end with 7.4 seconds left and then hustled to contest Leonard on the final shot.

Goins was 4 for 5 from 3-point range, and the Vols went 8 for 17 from beyond the arc.

VISITORS: San Diego State 25-9														
		FG	3PT	FT	REBS	PF	TP	A	T	BI	St	Min		
15	Leonard, Kawhi	f	5-15	0-4	2-2	3-7-10	3	12	2	2	3	2	33	
32	White, Billy	f	3-7	0-0	1-2	0-1-1	1	7	1	2	0	0	29	
04	Thomas, Malcolm	c	2-6	0-0	4-6	1-3-4	2	8	4	3	2	1	38	
23	Gay, D.J.	g	4-8	2-6	6-6	0-3-3	2	16	1	1	0	0	40	
40	Davis, Kelvin	g	4-6	1-3	2-3	0-3-3	3	11	0	1	0	0	28	
03	Shelley, Tyrone	0-3	0-1	0-0	1-0-1	1	0	1	0	0	0	0	3	
05	Carlwell, Brian	1-3	0-1	1-2	5-1-6	0	3	0	0	0	0	0	13	
22	Tapley, Chase	1-4	0-3	0-0	0-2-2	4	2	1	1	1	0	0	16	
TEAM					1-2-3									
Totals		20-52	3-18	16-21	11-22-33	16	59	10	10	6	3	200		

TOTAL FG%	1st Half: 9-28 32.1%	2nd Half: 11-24 45.8%	Game: 38.5%
3-Pt. FG%	1st Half: 2-12 16.7%	2nd Half: 1-6 16.7%	Game: 16.7%
F Throw %	1st Half: 6-8 75.0%	2nd Half: 10-12 76.9%	Game: 76.2%

HOME TEAM: Tennessee 26-8															
		FG	3PT	FT	REBS	PF	TP	A	T	BI	St	Min			
04	Chism, Wayne	f	4-12	1-3	2-2	1-4-5	3	11	0	2	1	1	35		
33	Williams, Brian	c	0-3	0-0	2-2	3-5-8	4	2	1	1	0	0	22		
03	Maze, Bobby	g	3-7	1-2	4-4	0-0-0	2	11	2	0	0	0	23		
30	Prince, J.P.	g	5-9	0-1	5-8	3-3-6	2	15	2	2	1	1	32		
32	Hopson, Scotty	g	3-9	2-5	0-0	1-2-3	2	8	3	3	0	1	26		
13	McBee, Skylar	0-2	0-1	0-0	0-1-1	1	0	0	0	0	0	0	5		
20	Hall, Kenny	0-1	0-0	0-0	2-0-2	1	0	1	0	0	0	0	8		
21	Goins, Melvin	5-7	4-5	1-2	0-1-1	1	15	0	0	0	0	0	19		
22	Pearl, Steven	0-1	0-0	0-0	1-1-2	2	0	1	0	0	0	0	15		
23	Tatum, Cameron	0-1	0-0	0-0	0-1-1	1	0	0	2	1	0	0	15		
TEAM				2-1-3			1								
Totals		20-52	8-17	14-18	13-19-32	19	62	10	11	3	3	200			

TOTAL FG%	1st Half: 13-29 44.8%	2nd Half: 7-23 30.4%	Game: 38.5%
3-Pt. FG%	1st Half: 4-9 44.4%	2nd Half: 4-8 50.0%	Game: 47.1%
F Throw %	1st Half: 4-6 66.7%	2nd Half: 10-12 83.3%	Game: 77.8%

Officials: Paul H. Janssen, Gerry D. Pollard, Sean Casady
Technical: San Diego State-None. Tennessee-None
Attendance: 10,788

Score by Periods	1st	2nd	Total
San Diego State	26	33	59
Tennessee	34	28	62

ALL-TIME NCAA TOURNAMENT GAME RECAPS

2010 Midwest Region — Second Round

#14	Ohio (22-15)	68
#6	Tennessee (27-8)	83

March 20, 2010 • Dunkin' Donuts Center • Providence, R.I.

J.P. Prince scored 18 points and Scotty Hopson had 17 to lead sixth-seeded Tennessee to an 83-68 victory over Ohio at the Dunkin' Donuts Center in Providence, R.I., helping the Volunteers reach their third Sweet Sixteen in four years.

"J.P. Prince was the best player in this regional," UT head coach Bruce Pearl said. "He played as well as any player in the tournament this weekend."

Tennessee earned a matchup with No. 2-seed Ohio State in St. Louis. The Volunteers have never gotten past the third round, including losses to Ohio State and Louisville under Pearl in 2007 and 2008.

"I've been there twice already and came up short twice," said Wayne Chism, who had nine points and 12 rebounds. "I'm happy to be back on that stage again. I can't wait to get there."

Chism joined former Tennessee All-Americans Chris Lofton and Dale Ellis as the only Vols ever to score 100 career points in the NCAA Tournament, as his nine-game total stands at 101.

Tommy Freeman scored 23 points for Ohio, which was the lowest-seeded team to get out of the first round. But he didn't get enough help from Armon Bassett and D.J. Cooper, the guards who starred in a first-round victory over third-seeded Georgetown before combining for 23 points on seven-for-23 shooting against Tennessee.

"The plan from the jump was to stop those guards," UT junior center Brian Williams said, "and then dominate underneath and on the boards."

The Vols did just that, outscoring the Mid-American Conference champions, 58-12, in the paint and winning the battle of the boards 41-33.

The Bobcats trailed by six points midway through the second half before the Volunteers went on a 10-1 run to put it away.

The Volunteers took the lead with an 18-2 run that started with 12 minutes left in the first half, turning a two-point deficit into a 14-point lead. Ohio kept firing 3-point shots—they attempted 26 in the game, making 10—but never got any closer than 50-45.

"Our top five guys aren't necessarily going to win in this tournament, but our 10 can," said Pearl, whose bench held a 28-0 advantage over the Bobcats. "This is a team with many dimensions, and when we defend and rebound we've got a chance to win."

VISITORS: Ohio 22-15

		FG	3PT	FT	REBS	PF	TP	A	T	BI	St	Min
01	Washington, De.	f	4-13	0-0	8-12	6-2-8	3	16	2	2	1	38
24	Freeman, Tommy	f	8-13	6-11	1-1	0-1-1	3	23	0	1	0	33
12	van Kempen, Kenneth	c	3-7	0-0	0-0	0-3-3	3	6	1	0	0	33
00	Bassett, Armon	g	2-10	1-6	2-6	0-5-5	3	7	6	7	0	30
05	Cooper, D.J.	g	5-13	3-8	3-7	3-3-6	1	16	5	4	0	24
03	Baltic, Ivo	0	0-0	0-0	0-0	0-0-0	1	0	0	0	0	0+
04	McKinley, David	0	0-0	0-0	0-0	0-0-0	0	0	0	0	0	0+
11	Adedipe, Adetunji	0	0-0	0-0	0-0	0-0-0	0	0	0	0	0	0+
30	Keely, Reggie	0	0-1	0-0	0-0	1-3-4	1	0	1	0	0	10
44	Sayles, Asown	0	0-1	0-1	0-0	1-0-1	2	0	0	0	0	7
	Team				3-2-5							
	Totals		22-58	10-26	14-26	14-19-33	17	68	15	14	1	9 200

TOTAL FG%	1st Half: 9-26 34.6%	2nd Half: 13-32 40.6%	Game: 37.9%
3-Pt. FG%	1st Half: 5-11 45.5%	2nd Half: 5-15 33.3%	Game: 38.5%
F Throw %	1st Half: 4-9 44.4%	2nd Half: 10-17 58.8%	Game: 53.8%

HOME TEAM: Tennessee 27-8

		FG	3PT	FT	REBS	PF	TP	A	T	BI	St	Min
04	Chism, Wayne	f	3-7	1-1	2-2	0-12-12	2	9	4	0	1	33
33	Williams, Brian	c	4-6	0-0	0-0	4-8-12	4	8	2	0	2	24
03	Maze, Bobby	g	1-5	0-2	1-2	1-3-4	3	3	9	2	0	29
30	Prince, J.P.	g	7-9	0-0	4-7	1-3-4	4	18	3	2	0	24
32	Hopson, Scotty	g	7-9	2-3	1-2	0-0-0	3	17	0	3	0	24
00	Woolridge, Renaldo	0	0-0	0-0	0-0	0-0-0	0	0	0	0	0	0+
13	McBee, Skylar	0	0-0	0-0	0-0	0-1-1	0	0	0	0	0	0+
20	Hall, Kenny	2	2-2	0-0	0-0	0-0-0	1	4	0	1	0	8
21	Goins, Melvin	1	1-2	0-1	0-0	0-0-0	1	2	1	3	0	12
22	Pearl, Steven	2	4-0	0-0	2-4	1-0-1	3	6	0	2	0	15
23	Tatum, Cameron	5	5-13	1-6	0-0	0-1-1	1	11	2	2	0	21
24	Bone, Josh	2	2-3	1-1	0-1	3-1-4	0	5	1	0	0	10
	TEAM				1-1-2							
	Totals		34-60	5-14	10-18	11-30-41	22	83	21	16	3	8 200

TOTAL FG%	1st Half: 15-26 57.7%	2nd Half: 19-34 55.9%	Game: 56.7%
3-Pt. FG%	1st Half: 4-8 50.0%	2nd Half: 1-6 16.7%	Game: 35.7%
F Throw %	1st Half: 4-6 66.7%	2nd Half: 6-12 50.0%	Game: 55.6%

Officials: Ed Corbett, Michael Stephens, Paul H. Janssen
 Technicals: Ohio-None, Tennessee-None
 Attendance: 11,271

Score by Periods	1st	2nd	Total
Ohio	27	41	68
Tennessee	38	45	83

2010 Midwest Region — Regional Semifinal

#2	Ohio State (29-8)	73
#6	Tennessee (28-8)	76

March 26, 2010 • Edward Jones Dome • St. Louis, Mo.

Brian Williams scored the go-ahead basket on a tip-in with 32 seconds left, Bobby Maze converted a pair of late free throws and J.P. Prince blocked a desperation 3-pointer at the buzzer, leading Tennessee past Ohio State 76-73 in the Midwest Region semifinal and into the NCAA Tournament's round of eight for the first time in UT's 101-year hardwood history.

Wayne Chism finished with 22 points—all but four in the second half—and 11 rebounds for the sixth-seeded Vols, who pulled out a back-and-forth tussle after going 0-5 in its previous regional semifinal chances.

As the final buzzer sounded, Tennessee players let out screams of joy and sprinted onto the court.

Ohio State's Evan Turner—the National Player of the Year—finished with 31 points, 21 in the second half, but the rest of the Buckeyes were just 3-of-16 from the field in the second half. Jon Diebler, so big for Ohio State in the first two rounds, shot 1-of-7 from 3-point range.

William Buford scored 15 points, and David Lighty added nine for OSU, which had won four of its previous five meetings against UT, including a matchup in the 2007 regional semifinals.

After making only three baskets in the first half, Turner surpassed that output in the first 5:12 of the second half. Lighty finally gave him some help, scoring on a layup to put Ohio State in front 59-56 with 7:37 to play.

But Tennessee responded with a 12-4 run, getting contributions from four different players.

Chism gave the Vols a 72-70 lead with 1:39 to play. Turner came up with yet another big play, swishing a 3-pointer from just beyond the arc with less than 42 seconds to go. But Williams, a big, bruising center, tipped in Prince's miss on a layup.

Turner missed at the other end and Kyle Madsen lost the ball under the basket. With less than 13 seconds left, Turner fouled Maze, who after a timeout, coolly blew a kiss to someone in the Tennessee fan section. He made both free throws, giving Tennessee a 76-73 lead.

Turner had two more opportunities—and he had knocked down last-second shots before. But this time, he missed from deep in the left corner, then got the ball back. His last shot from near the top of the key didn't even get to the rim, as Prince managed to elevate, extend his arm and make an athletic block.

"Turner got a little bit of a look, but it wasn't very good," Pearl said. "Now we're going to go see if we can live every kid's dream."

VISITORS: Tennessee 28-8

		FG	3PT	FT	REBS	PF	TP	A	T	BI	St	Min
04	Chism, Wayne	f	9-16	1-3	3-4	5-6-11	1	22	1	3	1	35
33	Williams, Brian	c	4-5	0-0	1-2	4-8-12	3	9	1	2	0	32
03	Maze, Bobby	g	4-9	0-2	2-2	2-13-5	1	10	2	1	0	19
30	Prince, J.P.	g	6-13	0-0	2-3	2-0-2	3	14	6	3	1	31
32	Hopson, Scotty	g	1-5	0-3	1-1	2-2-4	3	3	1	5	0	23
20	Hall, Kenny	0	0-1	0-0	0-0	1-0-1	1	0	0	0	0	4
21	Goins, Melvin	2	2-8	0-2	0-0	1-0-1	3	4	4	0	0	22
22	Pearl, Steven	0	0-1	0-0	0-0	1-0-1	3	0	0	1	1	18
23	Tatum, Cameron	3	4-3	3-3	0-0	0-0-0	1	11	0	0	0	14
24	Bone, Josh	1	1-2	0-0	0-0	0-1-1	1	3	0	0	0	12
	TEAM				2-3-5							
	Totals		30-64	4-15	12-15	20-21-41	20	76	15	16	3	6 200

TOTAL FG%	1st Half: 15-33 45.5%	2nd Half: 15-31 48.4%	Game: 46.9%
3-Pt. FG%	1st Half: 4-8 50.0%	2nd Half: 0-7 0.0%	Game: 26.7%
F Throw %	1st Half: 5-7 71.4%	2nd Half: 7-8 87.5%	Game: 80.0%

HOME TEAM: Ohio State 29-8

		FG	3PT	FT	REBS	PF	TP	A	T	BI	St	Min
23	Lighty, David	g	4-8	1-3	0-2	2-1-3	3	9	5	2	1	26
44	Buford, William	g	5-13	2-5	3-4	0-4-4	2	15	3	0	0	20
52	Lauderdale, Dallas	c	1-1	0-0	0-2	2-4-6	2	2	1	1	0	29
21	Turner, Evan	g	10-23	2-4	9-9	4-3-7	4	31	5	6	1	40
33	Diebler, Jon	g	1-8	1-7	0-0	0-0-0	2	3	0	0	1	14
02	Simmons, Jeremie	3	3-4	3-4	0-0	0-0-0	2	9	0	1	0	14
15	Madsen, Kyle	1	1-0	0-0	2-2	2-1-3	1	4	0	1	0	11
	TEAM				3-3-6							
	Totals		25-58	9-23	14-19	13-16-29	16	73	14	11	3	6 200

TOTAL FG%	1st Half: 15-27 55.6%	2nd Half: 10-31 32.3%	Game: 43.1%
3-Pt. FG%	1st Half: 6-11 54.5%	2nd Half: 3-12 25.0%	Game: 39.1%
F Throw %	1st Half: 6-8 75.0%	2nd Half: 8-11 72.7%	Game: 73.7%

Officials: Mike Kitts, Bryan Kersey, Don Daily
 Technicals: Tennessee-None, Ohio State-None
 Attendance: 26,377

Score by Periods	1st	2nd	Total
Tennessee	39	37	76
Ohio State	42	31	73



ALL-TIME NCAA TOURNAMENT GAME RECAPS

2010 Midwest Region — Regional Final

#5	Michigan State (28-8)	70
#6	Tennessee (28-9)	69
<i>March 28, 2010 • Edward Jones Dome • St. Louis, Mo.</i>		

Tennessee outshot Michigan State, equaled the Spartans—statistically, the nation's best rebounders—on the boards and had one fewer turnover.

"The numbers look pretty good," Volunteers coach Bruce Pearl conceded, glancing at the box score.

But defensive lapses at the end of both halves during the Midwest Regional Final at the Edward Jones Dome doomed the Vols, as MSU advanced by a score of 70-69.

"This one won't go away... forever," Pearl said.

Tennessee led 41-37 as the last seconds ticked off before intermission. After a couple of missed shots, MSU retained possession with one second left when the ball went out of bounds under its basket.

Forward Draymond Green cut through the lane, took a pass from guard Durrell Summers and laid in a shot at the buzzer, halving the Vols' halftime edge.

After surviving a 14-1 Spartans run and charging back from an eight-point deficit in the second half, UT forged a 69-69 tie when Scotty Hopson made the first of two free throws with 11 seconds left. Hopson missed the second, setting up the final, decisive sequence.

Spartans guard Korie Lucious corralled the rebound, hustled into the frontcourt then dished to Green near the top of the circle. Green wheeled to his right and spied forward Raymar Morgan under the basket, waving his arms frantically.

Green whipped a pass to Morgan, who was fouled by UT senior guard J.P. Prince with 1.8 seconds remaining.

Morgan made the first free throw, then purposely clanked the next. The Vols called a timeout with 1.6 seconds left, but Prince's half-court heave at the buzzer fell short.

"We didn't get back defensively," Pearl said. "They got the ball way too close to the basket, got way too good a look."

Despite the wrenching defeat, Pearl declared that Tennessee took a "major step" by reaching its first-ever Elite Eight and posting the second-highest win total in school history (28).

"We came to this regional to win it and get to the Final Four," Pearl said. "But I'm proud of my seniors and proud of our basketball program."

NOTE: Michigan State lost to Butler 52-50 in the Final Four.

VISITORS: Tennessee 28-9

		FG	3PT	FT	REBS	PF	TP	A	TO	Bl	St	Min	
04	Chism, Wayne	f	5-9	3-4	0-0	0-3-3	2	13	1	0	0	1	33
33	Williams, Brian	c	5-8	0-0	1-4	4-5-9	2	11	0	1	2	33	
03	Maze, Bobby	g	3-9	1-4	2-2	0-0-0	1	9	3	2	0	1	22
30	Prince, J.P.	g	5-5	0-0	2-2	1-2-3	4	12	5	4	1	1	28
32	Hopson, Scotty	g	3-7	1-4	3-6	0-3-3	1	10	1	0	0	0	33
20	Hall, Kenny		0-1	0-0	0-0	1-0-1	0	0	0	0	0	0	3
21	Goins, Melvin		2-5	1-3	2-2	0-1-1	1	7	0	0	0	1	17
22	Pearl, Steven		0-0	0-0	0-0	1-1-2	1	0	0	1	0	2	11
23	Tatum, Cameron		1-2	1-1	4-5	0-1-1	2	7	1	1	0	0	12
24	Bone, Josh		0-1	0-0	0-0	1-0-1	1	0	0	1	0	0	8
	TEAM					2-1-3							
	Totals		24-47	7-16	14-21	10-17-27	15	69	11	10	3	6	200

TOTAL FG% 1st Half: 14-25 56.0% 2nd Half: 10-22 45.5% Game: 51.1%

3-Pt. FG% 1st Half: 6-9 66.7% 2nd Half: 1-7 14.3% Game: 43.8%

F Throw % 1st Half: 7-9 77.8% 2nd Half: 7-12 58.3% Game: 66.7%

HOME TEAM: Michigan State 28-8

		FG	3PT	FT	REBS	PF	A	TO	Bl	St	Min	
02	Morgan, Raymar	f	4-11	0-1	5-6	6-4-10	1	13	2	1	2	35
10	Roe, Delvon	f	1-4	0-0	1-2	0-0-0	4	3	1	1	3	20
50	Nix, Derrick	c	1-1	0-0	0-0	1-0-1	1	2	0	0	0	13
15	Summers, Durrell	g	8-10	4-6	1-1	1-3-4	3	21	1	2	0	29
34	Lucious, Korie	g	2-9	1-7	3-4	2-1-3	0	8	4	5	1	35
03	Allen, Chris	g	2-6	1-3	3-5	1-1-2	3	8	2	0	0	29
13	Thornton, Austin	g	1-1	0-0	0-0	0-0-0	4	2	0	0	0	5
20	Kebler, Mike	g	0-0	0-0	0-0	0-0-0	0	0	0	0	0	6
22	Dahlman, Isaiah	g	0-0	0-0	0-0	0-1-1	0	0	0	0	0	0
23	Green, Draymond	g	5-10	0-1	3-3	0-1-1	4	13	2	2	2	26
41	Sherman, Garrick	g	0-0	0-0	0-0	0-2-2	0	0	0	0	0	2
	Team				2-1-3							
	Totals		24-52	6-18	16-21	13-14-27	20	70	12	11	8	200

TOTAL FG% 1st Half: 14-29 48.3% 2nd Half: 10-23 43.5% Game: 46.2%

3-Pt. FG% 1st Half: 2-9 22.2% 2nd Half: 4-9 44.4% Game: 33.3%

F Throw % 1st Half: 9-11 81.8% 2nd Half: 7-10 70.0% Game: 76.2%

Officials: John Cahill, Patrick Driscoll, Michael Stephens

Technical: Tennessee-None. Michigan State-None

Attendance: 25,242

Score by Periods

	1st	2nd	Total
Tennessee	41	28	69
Michigan State	39	31	70

2011 West Region — Second Round

#8	Michigan (21-13)	75
#9	Tennessee (19-15)	45
<i>March 18, 2011 • Time Warner Cable Arena • Charlotte, N.C.</i>		

Tennessee's NCAA Tournament run ended early as the Volunteers were dealt a 75-45 loss to eighth-seeded Michigan at Time-Warner Cable Arena in the second round of West Region action.

It was a tale of two halves for the Volunteers. During the first 20 minutes of play, UT shot 45 percent from the floor on 9-of-20 shooting and went 10-of-12 from the free-throw line. Trailing 33-29 at halftime, the game remained close until a stretch of Tennessee turnovers fueled a 16-0 Michigan run.

The Vols shot a humble 26 percent from the floor in the second half and only managed to get to the stripe four times. Michigan pulled away, outscoring UT 42-16 after shooting 18-of-28 in the second half.

To Michigan's credit, the undersized Wolverines out-rebounded Tennessee 36-26 and outscored UT in the paint 46-22. Both marks were nails the Vols had hung their hat on all year.

After a perfect 6-of-6 shooting performance in the first half, Tennessee Freshman All-American Tobias Harris went a scoreless 0-of-5 shooting in the second half. Still, the Dix Hills, N.Y., native led the Vols with 19 points.

"We just didn't play with heart out there," Harris said. "Michigan came out and made shots and we just did a terrible job of trying to cover them. On the offensive end, we rushed too many shots."

The loss marked the first time UT finished with fewer than 20 wins during head coach Bruce Pearl's tenure.

NOTES: The game marked the end of Bruce Pearl's six-year tenure as head coach, as he was relieved of his duties March 21, 2010 ... The game also was the first in NCAA Tournament history in which a team won a game despite failing to make a free throw; UM attempted just one ... Michigan lost to No. 1-seeded Duke 73-71 in the third round.

VISITORS: Tennessee 19-15

		FG	3PT	FT	REBS	PF	T	A	TO	Bl	St	Min	
12	Harris, Tobias	f	6-11	0-1	7-7	0-5-5	0	19	0	3	2	0	36
33	Williams, Brian	c	1-3	0-0	0-0	0-0-2	2	2	1	1	1	2	16
02	Goins, Melvin	g	0-3	0-3	2-2	0-4-4	1	2	2	3	0	1	27
23	Tatum, Cameron	g	2-9	1-6	0-1	0-1-1	3	5	4	4	0	1	27
32	Hopson, Scotty	g	1-5	1-3	1-2	0-2-2	2	4	0	3	0	0	21
01	McRae, Jordan	0	0-2	0-0	0-0	0-0-0	0	0	0	0	0	0	2
10	Hubert, Michael	0	0-0	0-0	0-0	0-0-0	0	0	0	0	0	0	1
11	Golden, Trae	2	2-3	0-0	2-2	0-0-0	0	6	2	1	0	1	14
13	McBee, Skylar	1	1-2	1-2	0-0	0-1-1	2	3	0	1	0	0	20
20	Hall, Kenny	1	1-2	0-0	0-0	1-3-4	0	2	1	1	1	0	18
22	Pearl, Steven	0	1-1	0-0	0-0	3-1-4	2	0	0	1	0	0	6
24	Bone, Josh	1	1-2	0-1	0-0	0-0-0	1	2	0	0	0	0	10
25	Fields, John	0	0-0	0-0	0-0	0-1-1	0	0	0	0	0	0	1
34	Maymon, Jeronne	0	0-0	0-0	0-2	1-1-2	0	0	0	0	0	0	1
	TEAM					1-1-2							
	Totals	15-43	3-18	12-16	6-20-26	13	45	10	18	5	4	200	

TOTAL FG% 1st Half: 9-20 45.0% 2nd Half: 6-23 26.1% Game: 34.9%

3-Pt. FG% 1st Half: 1-4 25.0% 2nd Half: 2-14 14.3% Game: 16.7%

F Throw % 1st Half: 10-12 83.3% 2nd Half: 2-4 50.0% Game: 75.0%

HOME TEAM: Michigan 21-13

		FG	3PT	FT	REBS	PF	T	A	TO	Bl	St	Min
52	Morgan, Jordan	f	5-6	0-0	0-1	3-0	2	10	0	1	1	19
00	Novak, Zack	g	5-10	4-6	0-0	2-8-10	2	14	2	2	0	35
01	Douglass, Stu	g	5-7	1-3	0-0	0-1-1	1	11	5	1	0	34
04	Morris, Darius	g	4-12	0-3	0-0	2-4-6	2	8	9	3	0	37
10	Hardaway Jr, Tim	g	5-9	1-3	0-0	1-4-5	3	11	3	1	0	30
05	Akumne, Eso	0	0-1	0-1	0-0	0-0-0	1	0	0	0	0	2
13	Vogrich, Matt	5	5-5	1-1	0-0	1-2-3	3	11	0	1	0	16
15	Horford, Jon	0	0-0	0-0	0-0	0-1-1	1	0	0	0	0	1
20	Bartelstein, Josh	0	0-0	0-0	0-0	0-0-0	0	0	0	0	0	1
22	McLimans, Blake	1	1-2	0-1	0-0	0-2-2	0	2	0	0	0	5
23	Smotrycz, Evan	3	11-11	2-7	0-0	2-2-4	2	8	0	1	1	16
32	Person, Corey	0	0-1	0-1	0-0	0-0-0	0	0	0	0	0	1
45	Christian, Colton	0	0-0	0-0	0-0	0-0-0	0	0	1	0	0	3
	TEAM				1-0-1				1			
	Totals	33-64	9-26	0-1	12-24-36	17	75	20	11	2	5	200

TOTAL FG% 1st Half: 15-36 41.7% 2nd Half: 18-28 64.3% Game: 51.6%

3-Pt. FG% 1st Half: 3-15 20.0% 2nd Half: 6-11 54.5% Game: 34.6%

F Throw % 1st Half: 0-1 0.0% 2nd Half: 0-0 0.0% Game: 0.0%

Officials: Ed Corbett, Gary H. Maxwell, Paul Fala

Technical: None

Attendance: 16,829

Score by Periods

	1st	2nd	Total
Tennessee	29	16	45
Michigan	33	42	75

ALL-TIME NCAA TOURNAMENT GAME RECAPS

2014 Midwest Region — First Round (First Four)

#11	Iowa (20-13)	65
#11	Tennessee (22-12)	OT 78
<i>March 19, 2014 • UD Arena • Dayton, Ohio</i>		

Tennessee advanced to the NCAA Tournament Second Round with a thrilling 78-65 comeback overtime victory over Iowa in the First Four at UD Arena.

Josh Richardson was tremendous after a slow start as he was 0-of-5 in the first half. The junior finished with 17 points -- all after halftime. Jordan McRae led the team with a team-high 20 points.

Jarnell Stokes posted his 20th double-double of the season with 18 points and 13 rebounds.

The Hawkeyes were led by a pair of reserves that entered the game averaging a combined 9.6 points. Iowa's leading scorer Roy Devyn Marble (17.3 ppg) was limited to just seven points on 3-of-15 shooting from the floor.

After Marble sent the game to overtime, the Vols took over.

Stokes opened the scoring with a 3-point play to put Tennessee up 67-64. McRae's bucket put the Vols up by five with 3:55 left.

Tennessee took its first lead of the game on a 3-pointer by Antonio Barton with 3:07 left in the game. That put the Vols up 59-57. Iowa quickly answered as Marble converted a 3-point play nine seconds later. That put Iowa up 60-59.

Stokes gave the Vols back the lead at 61-60 on two free throws with 2:40 left in the game. Iowa came right back as Adam Woodbury laid one home with 2:24 on the clock.

Maymon powered up and scored with 54 seconds left to put Tennessee up 63-62. He was fouled and missed the free throw, but the rebound went off Iowa and the Vols retained possession.

Stokes was fouled with 25.5 left in the game and proceeded to make the first of two free throws.

Marble sent the game to overtime with a jumper in the paint with 17.5 on the clock. That tied the game at 64 all.

Down by as many as 12 in the first half and three at the half, the Vols saw Richardson tie the game at 37 on a 3-pointer with 14:37 left.

Iowa broke out of the gates scoring the game's first eight points as Tennessee missed its first seven shots from the floor. The Vols finally got on the scoreboard with 6:02 elapsed in the game on an Armani Moore runner.

VISITORS: Iowa 20-13

	FG	3PT	FT	REBS	PF	TP	A	TO	BI	St	Min
01 Basabe, Melsahn	f	0-2	0-0	0-0	1-3	4	0	0	1	0	9
30 White, Aaron	f	1-5	0-1	5-6	0-7	3	7	2	1	1	36
34 Woodbury, Adam	c	8-11	0-0	0-0	4-4	4	16	1	1	0	30
04 Marble, Roy Devyn	g	3-15	0-6	1-1	0-1	2	7	5	0	0	31
10 Gesell, Mike	g	0-4	0-0	0-0	0-1	4	0	4	0	0	19
00 Olaseni, Gabriel	1-1	0-0	1-2	0-0	0-3	3	0	1	0	0	16
02 Oglesby, Josh	2-5	1-3	0-0	0-0	2	5	1	1	0	0	17
03 Jok, Peter	4-5	2-3	0-0	0-0	0-0	10	0	0	0	1	16
05 Clemmons, Anthony	1-1	0-0	0-0	0-1	1	2	0	1	0	0	4
15 McCabe, Zach	2-5	1-2	4-4	1-5	5	9	1	0	0	0	22
20 Uthoff, Jarrod	2-4	0-0	2-2	1-0	1	0	6	0	1	0	20
TEAM				0-1							
Totals	24-58	4-16	13-15	7-23	30	28	65	14	6	2	225

TOTAL FG%	1st Half: 12-23 52.2%	2nd Half: 12-27 44.4%	Game: 41.4%
3-Pt. FG%	1st Half: 3-7 42.9%	2nd Half: 1-5 20.0%	Game: 25.0%
F Throw %	1st Half: 2-2 100%	2nd Half: 10-11 90.9%	Game: 86.7%

HOME TEAM: Tennessee 22-12

	FG	3PT	FT	REBS	PF	TP	A	TO	BI	St	Min
05 Stokes, Jarnell	f	5-7	0-0	8-11	4-9	13	2	18	0	0	39
34 Maymon, Jeronne	f	3-4	0-0	3-4	1-6	7	9	2	2	0	41
01 Richardson, Josh	g	6-13	1-5	4-4	3-5	8	17	2	2	0	32
02 Barton, Antonio	g	2-8	2-6	4-4	0-1	2	10	2	0	0	32
52 McRae, Jordan	g	6-15	2-6	6-7	1-3	4	20	3	3	1	42
04 Moore, Armani	2-3	0-1	0-0	0-2	0	4	3	0	0	0	14
10 Ndlaye, Rawane	0-0	0-0	0-0	0-0	0	0	0	0	0	0	1
15 Thompson, Darius	0-2	0-1	0-0	0-0	0	2	0	0	0	0	12
21 Davis, A.J.	0-0	0-0	0-0	0-1	1	0	0	0	0	0	1
23 Reese, Derek	0-2	0-2	0-0	0-0	3	1	0	0	0	0	9
24 Lopez, Brandon	0-0	0-0	0-0	0-0	0	0	0	0	0	0	1
25 Campbell, Galen	0-0	0-0	0-0	0-0	0	0	0	0	0	0	1
TEAM				1-0							
Totals	24-54	5-21	25-30	10-27	37	14	78	13	8	1	225

TOTAL FG%	1st Half: 10-26 38.5%	2nd Half: 12-24 50.0%	Game: 44.4%
3-Pt. FG%	1st Half: 1-10 10.0%	2nd Half: 4-10 40.0%	Game: 23.8%
F Throw %	1st Half: 5-6 83.3%	2nd Half: 10-13 76.9%	Game: 83.3%

Officials: Verne Harris, Michael Reed, Sean Casady (alternate: Mike Sanzere)

Technical: Iowa-None. Tennessee-Stokes, Jarnell.

Attendance: 11,534

Score by Periods	1st	2nd	OT	Total
Iowa	29	35	1	65
Tennessee	26	38	14	78

2014 Midwest Region — Second Round

#11	Tennessee (23-12)	86
#6	Massachusetts (24-9)	67
<i>March 21, 2014 • PNC Arena • Raleigh, N.C.</i>		

Tennessee won its second NCAA Tournament game in less than 48 hours as the Vols dominated UMass, 86-67, in the NCAA Tournament Second Round.

UMass was making its first NCAA appearance in 16 years.

Jarnell Stokes (career-high 26 points and 14 rebounds) and Jeronne Maymon (11 points and 11 rebounds) each posted double-doubles in the game. For Stokes, it was his 21st double-double of the year, one shy of Bernard King's school record of 22 in 1976-77.

With two double-doubles, the Vols had multiple double-doubles in an NCAA Tournament game for the second time in history. The only other came in 1977 when Ernie Grunfeld (26 points, 12 rebounds), Bernard King (23 points, 12 rebounds) and Reggie Johnson (17 points, 10 rebounds) achieved the feat in an overtime loss to Syracuse.

Stokes' 14 rebounds tied the Tennessee NCAA Tournament record for rebounds in a game. The record of 14 was previously reached by Isiah Victor (1999) and set by Reggie Johnson (1980).

Senior Jordan McRae finished with 21 points. Josh Richardson tallied 15 points.

UMass was led by senior Chaz Williams, who scored 12 and handed out five assists. Maxie Esho had 12 points and Derrick Gordon scored 10.

Tennessee shot 53.6 percent in the game, including 58.3 in the first half while the Vols' defense forced UMass into 42.4 percent shooting for the game.

After UMass scored the game's opening basket, Tennessee scored the next eight and the Vols led for the entire afternoon.

The Vols went up by as many as 23 points on a pair of Stokes' free throws with 8:36 left, making it 67-44.

The Vols dominated throughout the first half, taking a 41-22 lead at halftime behind 14 points from McRae. Tennessee held UMass to a season low in points for any half (22), as the Minutemen had 10 turnovers and shot just 33.3 percent from the floor.

VISITORS: Tennessee 23-12

	FG	3PT	FT	REBS	PF	TP	A	TO	BI	St	Min
01 Richardson, Josh	g	5-7	0-2	5-7	1-2	3	15	5	1	2	30
02 Barton, Antonio	g	0-7	0-5	0-0	0-1	1	0	2	0	0	14
05 Stokes, Jarnell	f	7-11	0-0	12-13	4-10	14	26	2	5	0	33
34 Maymon, Jeronne	f	5-7	0-0	1-3	2-9	11	2	11	1	0	25
52 McRae, Jordan	g	9-16	2-6	1-1	0-1	0	21	2	3	1	31
04 Moore, Armani	2-3	0-0	0-1	1-0	1	2	4	1	0	0	18
10 Ndlaye, Rawane	0-1	0-0	0-0	1-1	2	0	1	0	0	0	6
15 Thompson, Darius	1-3	0-1	1-1	0-1	0	3	0	0	0	0	2
21 Davis, A.J.	0-0	0-0	0-0	0-0	0	0	0	0	0	0	2
23 Reese, Derek	0-0	0-0	3-4	0-1	2	3	0	0	0	0	8
24 Lopez, Brandon	0-0	0-0	0-0	0-1	0	0	0	0	0	0	2
25 Campbell, Galen	1-1	0-0	1-1	0-0	1	3	0	0	0	0	2
TEAM				1-0							
Totals	30-56	2-14	24-31	10-27	37	13	86	16	12	3	200

TOTAL FG%	1st Half: 17-33 51.5%	2nd Half: 13-23 56.5%	Game: 53.6%
3-Pt. FG%	1st Half: 2-9 22.2%	2nd Half: 0-5 0.0%	Game: 14.3%
F Throw %	1st Half: 5-8 62.5%	2nd Half: 19-23 82.6%	Game: 77.4%

HOME TEAM: UMass 24-9

	FG	3PT	FT	REBS	PF	TP	A	TO	BI	St	Min
01 Esho, Maxie	f	5-15	0-0	2-3	5-16	4	12	1	0	0	26
02 Gordon, Derrick	g	4-9	0-0	2-2	0-3	3	10	1	2	0	21
03 Williams, Chaz	g	6-11	0-1	0-0	1-0	1	3	12	5	0	38
22 Carter, Sampson	f	2-4	2-2	0-0	1-2	1	6	1	2	0	30
25 Lalanee, Cady	f	4-10	0-1	0-0	1-6	7	8	0	1	1	30
00 Dyson, Demetrius	0-3	0-2	2-3	0-1	1	2	1	0	0	0	10
05 Santee, Clyde	0-0	0-0	0-0	0-0	1	0	0	0	0	0	2
11 Bergantino, Tyler	2-2	0-0	0-1	0-0	0	1	4	0	0	0	3
12 Davis, Trey	3-7	1-3	2-2	0-1	1	3	9	2	2	0	24
24 Berger, Seth	1-1	0-0	0-0	0-0	1	2	0	0	0	0	2
34 Putney, Raphael	1-4	0-2	0-0	1-1	2	2	1	1	0	1	14
TEAM				5-4							
Totals	28-66	3-11	8-11	14-19	33	21	67	12	13	1	200

TOTAL FG%	1st Half: 10-30 33.3%	2nd Half: 18-36 50.0%	Game: 42.4%
3-Pt. FG%	1st Half: 0-3 0.0%	2nd Half: 3-8 37.5%	Game: 27.3%
F Throw %	1st Half: 2-2 100%	2nd Half: 6-9 66.7%	Game: 72.7%

Officials: Michael Roberts, Lamar Simpson, Duke Edsall (alternate: Verne Harris)

Technical: UMass-None. Tennessee-None.

Attendance: 16,988

Score by Periods	1st	2nd	Total
Tennessee	41	45	86
UMass	22	45	67

ALL-TIME NCAA TOURNAMENT GAME RECAPS

2014 Midwest Region — Third Round

#11	Tennessee (24-12)	83
#14	Mercer (27-9)	63

March 23, 2014 • PNC Arena • Raleigh, N.C.

The Tennessee Volunteers advanced to the Sweet Sixteen for the fourth time in eight years. The 11th-seeded Vols topped 14-seed Mercer, 83-63, Sunday night at PNC Arena to reach to the Sweet Sixteen for the seventh time in school history.

Tennessee previously played in the Sweet Sixteen in 1967, 1981, 2000, 2007, 2008 and 2010.

Junior Jarnell Stokes posted his Tennessee-record-tying 22nd double-double this season with 17 points and 18 rebounds. Stokes' equalled the mark set by Basketball Hall of Famer Bernard King in 1976-77. Stokes also set the Vols' NCAA Tournament for rebounds in a game with 18. He had tied the record in the second-round win over UMass with 14.

Stokes almost had as many rebounds (18) as the entire Mercer team (19), as the Bears were out-rebounded as a team, 41-19. The Vols dominated the offensive glass, 18-7.

Vols junior Josh Richardson tallied a career-high 26 points, 16 of which came in the first half.

UT senior Antonio Barton netted 18 points as he made 4-of-9 from 3-point range. Senior Jordan McRae added 14 points.

Mercer was led by Langston Hall, who scored 15 points.

Mercer scored its first points 3:09 into the game on an Ike Nwamu 3-pointer. The Bears tied the game at 8 and 10, but Tennessee regained the lead seconds later on a pair of Barton free throws and a baseline jam from McRae.

Stokes' tip-in with 5:06 left in the half gave the Vols their first double-figure lead at 31-20.

Tennessee took firm control of the game as the Vols made seven of eight shot attempts to grab a 13-point lead on Stokes' layup with three minutes left in the half, 38-25.

The Vols finished the half with a defensive stance that forced the Bears into their second shot-clock violation.

The Vols led 42-27 at intermission thanks to 16 first-half points from Richardson and a dominating performance on the glass, 24-4. In the second half Tennessee continued to maintain a lead of at least 11 points. Barton nailed three 3-pointers in the half as Mercer was unable to close the gap.

VISITORS: Mercer 27-9

	FG	3PT	FT	REBS	PF	TP	A	TO	Bl	St	Min
05 Thomas, Bud	f	2-4	2-4	0-0	0-1-1	2	6	2	0	0	21
20 Gollon, Jakob	f	2-5	1-1	2-2	1-1-2	5	7	1	2	1	28
52 Coursey, Daniel	f	5-11	0-0	0-0	1-2-3	1	10	1	3	0	29
15 White, Anthony Jr.	g	5-8	1-3	0-0	0-1-1	1	11	0	0	0	30
21 Hall, Langston	g	6-14	3-9	0-1	0-1-1	1	15	6	1	0	37
01 Leonard, Phillip	0-0	0-0	0-0	0-0-0	2	0	0	0	0	0	1
03 Canavari, Kevin	0-0	0-0	0-0	1-0-1	1	0	0	0	0	0	3
10 Nwamu, Ike	3-6	1-3	5-6	1-3-4	4	12	0	0	0	0	25
14 Halliwell, TJ	0-1	0-0	0-0	0-1-1	2	0	1	0	0	1	8
22 Moten, Darius	0-3	0-2	0-0	2-0-2	2	0	0	0	0	0	13
34 Bryan, Jibri	1-1	0-0	0-0	0-1-1	0	2	0	0	0	0	5
TEAM				1-1-2			2				
Totals	24-53	8-22	7-9	7-12-19	21	63	11	6	4	3	200

TOTAL FG%	1st Half: 11-24 45.8%	2nd Half: 13-29 44.8%	Game: 45.3%
3-Pt. FG%	1st Half: 5-9 55.6%	2nd Half: 3-13 23.1%	Game: 36.4%
F Throw %	1st Half: 0-0 0.0%	2nd Half: 7-9 77.8%	Game: 77.8%

HOME TEAM: Tennessee 24-12

	FG	3PT	FT	REBS	PF	TP	A	TO	Bl	St	Min
05 Stokes, Jarnell	f	6-14	0-0	5-5	8-10-18	1	17	5	2	0	38
34 Maymon, Jeronne	f	1-2	0-0	4-4	2-6-8	3	6	3	1	0	34
01 Richardson, Josh	g	9-13	2-6	6-9	0-1-1	2	26	3	3	0	37
02 Barton, Antonio	g	6-12	4-9	2-2	2-2-4	1	18	1	0	2	33
52 McRae, Jordan	g	4-12	0-6	6-6	2-1-3	4	14	1	1	0	31
04 Moore, Armani	0-1	0-1	0-0	0-0-0	2	0	0	0	0	0	11
10 Ndlaye, Rawane	1-1	0-0	0-0	0-0-0	0	2	0	0	0	0	1
15 Thompson, Darius	0-0	0-0	0-0	2-1-3	0	0	1	0	0	0	7
21 Davis, A.J.	0-0	0-0	0-0	0-1-1	0	0	1	0	0	0	1
23 Reese, Derek	0-0	0-0	0-0	0-1-1	1	0	0	0	0	0	7
TEAM				2-0-2							
Totals	27-55	6-22	23-26	18-23-41	14	83	15	7	0	2	200

TOTAL FG%	1st Half: 15-30 50.0%	2nd Half: 12-25 48.0%	Game: 49.1%
3-Pt. FG%	1st Half: 3-11 27.3%	2nd Half: 3-11 27.3%	Game: 27.3%
F Throw %	1st Half: 9-10 90.0%	2nd Half: 14-16 87.5%	Game: 88.5%

Officials: John Higgins, Verne Harris, Dwayne Gladden (alternate: Eric Curry)

Technical: Mercer-None. Tennessee-None.

Attendance: 18,712

Score by Periods	1st	2nd	Total
Mercer	27	36	63
Tennessee	42	41	83

2014 Midwest Region — Semifinal

#11	Tennessee (24-13)	71
#2	Michigan (28-8)	73

March 28, 2014 • Lucas Oil Stadium • Indianapolis, Ind.

After a magical run of three consecutive NCAA Tournament victories, Tennessee saw its season end in the Sweet Sixteen at Lucas Oil Stadium in Indianapolis, Ind. The 11th-seeded Vols suffered a 73-71 defeat at the hands of No. 2-seeded Michigan before the largest crowd to ever watch a Tennessee basketball game (41,072).

The Vols won three NCAA Tournament games for just the second time in history and reached the Sweet Sixteen for the seventh time.

Michigan advanced by virtue of red-hot shooting. The Wolverines shot .550 from the floor in the game, including .615 in the first half as they built an 11-point halftime lead.

Tennessee senior Jordan McRae scored a game-high 24 points in his final college game. Junior Josh Richardson, who had been torrid throughout the postseason, added 19 points. Junior forward Jarnell Stokes finished with 11 points and six rebounds.

The Wolverines were led by senior forward Jordan Morgan, who scored 15. He was joined by three other Michigan players in double-figures: Nik Stauskas (14), Glenn Robinson III (13) and Caris LeVert (10).

Down by as many as 13 in the first half, the Vols fell behind by 15 midway through the second half before battling to within one point with 10.8 seconds left in regulation.

Tennessee used an 8-0 run to get within seven at 60-53 on a Jeronne Maymon layup with 7:53 left in the game.

A Stauskas 3-pointer with 3:37 left in the game regained a double-figure lead for the Wolverines. After Stokes and McRae scored to cut the margin to six again, Morgan dunked one home for an eight-point Michigan lead, 72-64 with 2:22 left.

McRae's 3-point play brought the Vols within five, 72-67—the closest the Vols were since trailing 27-22 with 6:43 left in the first half.

The Vols forced a shot-clock violation after McRae blocked Robinson with 42 seconds left in the game.

Tennessee cut the game to a one possession contest in the final seconds. Richardson's runner made it 72-69 with 24.6 left.

McRae's layup with 10.8 seconds left off a Michigan turnover, made it one point, 72-71.

A controversial offensive foul call was whistled on Stokes with six seconds left as the Vols had a chance to take the lead. Stauskas then made one of two free throws in the final seconds for the final of 73-71.

NOTE: Michigan lost to No. 8-seeded Kentucky 75-72 in the Elite Eight.

VISITORS: Tennessee 24-13

		FG	3PT	FT	REBS	PF	TP	A	TO	Bl	St	Min
05	Stokes, Jarnell	f	5-9	0-0	1-2	2-4	2	11	2	0	3	34
34	Maymon, Jeronne	f	1-4	0-0	0-0	1-2-3	4	2	1	0	0	17
01	Richardson, Josh	g	9-14	1-2	0-0	1-1-2	2	19	2	0	2	37
02	Barton, Antonio	g	1-2	1-2	0-0	0-0-0	1	3	1	2	0	14
52	McRae, Jordan	g	9-18	0-5	6-11	2-4-6	0	24	2	0	4	38
04	Moore, Armani	3-5	0-1	0-0	3-3-6	4	6	2	1	0	0	20
15	Thompson, Darius	1-4	0-0	1-1	0-2-2	0	3	2	2	0	0	26
23	Reese, Derek	1-1	1-1	0-0	1-1-2	0	3	0	0	2	0	14
	TEAM				1-0-1							
	Totals	30-57	3-11	8-14	11-17-28	13	71	11	7	8	7	200

TOTAL FG%	1st Half: 14-28 50.0%	2nd Half: 16-29 55.2%	Game: 52.6%
3-Pt. FG%	1st Half: 3-8 37.5%	2nd Half: 0-3 0.0%	Game: 27.3%
F Throw %	1st Half: 3-5 60.0%	2nd Half: 5-9 55.6%	Game: 57.1%

HOME TEAM: Michigan 28-8

	FG	3PT	FT	REBS	PF	TP	A	TO	Bl	St	Min
01 Robinson III, Glenn	f	5-8	1-1	2-2	2-3-5	0	13	2	0	1	39
52 Morgan, Jordan	f	7-9	0-0	1-1	1-6-7	3	15	0	1	1	32
10 Walton Jr, Derrick	g	2-2	3-3	0-6-6	3	9	4	3	0	0	30
11 Stauskas, Nik	g	5-12	3-8	1-2	0-0-0	1	14	2	1	0	37
23 LeVert, Caris	g	4-10	2-5	0-0	0-1-1	1	10	5	5	0	33
02 Albrecht, Spike	1-2	0-1	0-0	0-0-0	2	2	1	0	0	0	10
15 Horford, Jon	0-1	0-0	1-2	1-3-4	2	1	0	0	0	0	8
21 Irvin, Zak	3-5	3-3	0-0	0-0-0	1	9	0	0	0	0	11
TEAM				2-1-3			1				
Totals	27-49	11-20	8-10	6-20-26	13	73	14	13	1	5	200

TOTAL FG%	1st Half: 16-26 61.5%	2nd Half: 11-23 47.8%	Game: 55.1%
3-Pt. FG%	1st Half: 7-9 77.8%	2nd Half: 4-11 36.4%	Game: 55.0%
F Throw %	1st Half: 6-6 100%	2nd Half: 2-4 50.0%	Game: 80.0%

Officials: David Hall, Mark Whitehead, Michael Irving (alternate: Sean Hull)

Technical: Michigan-None. Tennessee-None.

Attendance: 41,072

Score by Periods	1st	2nd	Total
Tennessee	34	37	71
Michigan	45	28	73

2018 South Region — First Round

#14	Wright State (25-9)	47
#3	Tennessee (25-8)	73
<i>March 15, 2018 • American Airlines Center • Dallas, Texas</i>		

A trio of double-digit scorers fueled No. 3-seeded Tennessee to a dominant 73-47 win over #13 seed Wright State Thursday at American Airlines Center in the first round of the NCAA Tournament.

All-SEC wing Admiral Schofield posted his second double-double in as many games Thursday, with 15 points and 12 rebounds to go along with a pair of blocks in 32 minutes of action. Vols sophomore Lamonté Turner led all players with 19 points and a career-high nine assists off the bench.

SEC Player of the Year Grant Williams just missed out on a double-double, recording 14 points on 6-of-10 shooting and hauling down nine boards. The Vols (26-8) held a 44-32 edge on the glass over WSU. Tennessee was also very active on the defensive end of the court, finishing with six blocks and six steals to hold the Raiders (25-10) to a season-low for scoring.

"I was really impressed with our team," Tennessee head coach Rick Barnes said. "Overall we've got a group of guys that have embraced that talent of working hard, and they've—we've tried to create our own standard, our own identity in terms of how hard we think we can play on defense and on offense when we stay together and execute."

Tennessee opened the second half on a 14-4 run to extend its lead to 21 points with less than 15 minutes to go in the game. After the Raiders pulled to within 15, UT went on a 9-0 run and never looked back, coasting to a 26-point victory.

After missing their first six attempts to open the game, the shots finally started falling for the Vols after being held scoreless for the first three minutes. Tennessee then knocked down five consecutive baskets to jump out to an 11-6 lead early on.

The Big Orange got hot after its slow start, using a 14-2 run to take a 21-8 lead at the 8:23 mark. UT ended the half shooting 42 percent from the field compared to Wright State's 32 percent shooting.

Schofield led the charge in the opening frame for the Vols, posting 10 points and six rebounds to lead all players. Tennessee took a 34-23 advantage into halftime.

"The biggest thing is we came out and did what we said we were going to do, try to run them out of their offense," Schofield said.

VISITORS: Wright State 25-10

		FG	3PT	FT	REBS	PF	TP	A	T	O	BI	St	Min
22	Ernsthausen, Parker	f	1-2	2-2	1-12	3	7	0	1	0	0	2	26
11	Love, Loudon	c	5-8	0-0	2-4	3-6	9	12	1	3	0	0	26
3	Hughes, Mark	g	1-7	0-5	0-0	0-22	1	2	4	1	1	2	30
13	Benzing, Grant	g	2-16	1-9	0-0	2-5	7	5	0	1	1	0	36
31	Gentry, Cole	g	3-7	2-3	0-0	0-44	2	8	0	1	0	2	39
0	Hall, Jaylon		1-6	0-2	0-0	0-22	2	2	3	2	0	0	26
2	Winchester, Everett		5-8	0-0	1-3	2-13	4	11	1	1	0	1	21
4	Ves, Alan		0-1	0-0	0-0	0-0	0	0	0	0	0	1	
0	Giles, Adam		0-0	0-0	0-0	0-0	0	0	0	0	0	0	2
12	Wilburn, Tyre		0-1	0-0	0-0	0-0	0	0	0	1	0	0	2
2	Stacey, Trey		0-0	0-0	0-0	0-0	0	0	0	1	0	0	2
TEAM					3-0-3				1				
Totals		19-60	4-21	5-9	11-21	32	17	47	9	13	2	5	200

TOTAL FG%	1st Half: 10-31 32.3%	2nd Half: 9-29 31.0%	Game: 31.7%
3-Pt. FG%	1st Half: 1-10 10.0%	2nd Half: 3-11 27.3%	Game: 19.0%
F Throw %	1st Half: 2-2 100%	2nd Half: 3-7 42.9%	Game: 55.6%

HOME TEAM: Tennessee 26-8

		FG	3PT	FT	REBS	PF	TP	A	T	O	BI	St	Min	
2	Williams, Grant	f	6-10	0-0	2-2	4-5	9	3	14	0	3	0	1	29
11	Alexander, Kyle	f	3-4	0-0	0-1	3-14	2	6	0	1	2	1	17	
0	Bone, Jordan	g	2-8	0-0	0-0	0-1	1	4	0	1	0	1	19	
5	Schofield, Admiral	g	6-15	2-7	1-1	2-10	12	15	1	1	2	1	32	
23	Bowden, Jordan	g	2-4	1-2	0-0	1-6	7	5	2	1	0	1	29	
1	Turner, Lamonté	g	4-11	2-5	9-0	0-0	2	19	9	1	0	0	33	
3	Daniel III, James	0-3	0-3	2-2	0-1	1	2	2	0	1	0	0	15	
10	Fulkerson, John	1-2	0-0	0-0	3-4	7	3	2	1	2	1	0	15	
13	Johnson, Jalen	1-1	0-0	0-0	0-1	0	2	0	0	0	0	1	2	
15	Walker, Derrick	1-1	0-0	0-0	0-0	0	2	0	0	0	0	0	2	
32	Darrington, Chris	0-0	0-0	0-0	0-0	0	0	0	0	1	0	1	1	
35	Pons, Yves	1-1	0-0	0-0	0-1	1	2	0	1	0	0	0	6	
TEAM					0-1				1					
Totals		27-60	5-18	14-16	13-31	44	17	73	13	12	6	2	200	

TOTAL FG%	1st Half: 14-33 42.4%	2nd Half: 13-27 48.1%	Game: 45.0%
3-Pt. FG%	1st Half: 2-9 25.0%	2nd Half: 3-10 30.0%	Game: 27.8%
F Throw %	1st Half: 4-6 66.7%	2nd Half: 10-10 100%	Game: 87.5%

Officials: Bo Boroski, Don Dailly, Steve McJunkins
Technical: Wright State-None, Tennessee-None
Attendance: 15,802

Score by Periods	1st	2nd	Total
Wright State	23	24	47
Tennessee	34	39	73

2018 South Region — Second Round

#11	Loyola-Chicago (29-5)	63
#3	Tennessee (26-8)	62
<i>March 17, 2018 • American Airlines Center • Dallas, Texas</i>		

No. 3 seed Tennessee's season came to an end on Saturday night, as the Vols suffered a heartbreaking loss to 11th-seeded Loyola-Chicago, 63-62, in the second round of the NCAA Tournament.

The Vols (26-9) made one last push at the end of the game, using an 8-0 run to take a 62-61 lead with 20 seconds remaining in the game, capped off by a three-point play from SEC Player of the Year Grant Williams.

But Loyola's Clayton Custer knocked down a 10-foot jumper with 3.6 seconds left on the clock to regain the lead. With no timeouts remaining, UT point guard Jordan Bone caught the ball near midcourt, sprinted to the 3-point arc and launched a contested three in heavy traffic that bounced off the rim as time expired.

The Big Orange had four players score in double-digits, as All-SEC wing Admiral Schofield led the way with 14 points on 5-of-10 shooting. Williams finished with 14 points, while Bone chipped in 13 and SEC Co-Sixth Man of the Year Lamonté Turner finished with 10.

"Congratulations to Loyola," Tennessee head coach Rick Barnes said. "They've got a really nice basketball team. But I am proud of our guys. They kept fighting today, found a way to stay in it, and put themselves in a position to have a chance to win it. That was obviously a tough way to lose it, but again, congratulations to Loyola. And we've got a lot to build on going forward."

Tennessee was hot out of the gates, opening the game on a 15-6 run that was capped off by a steal from Schofield, who took it the length of the court for a dunk. He had 11 of the points during the early run that concluded at the 15:37 mark as the Ramblers were forced to call a timeout.

Loyola-Chicago responded with a 23-10 swing after that timeout to take a 29-25 lead into halftime. UT struggled to connect on the offensive end of the floor during the opening 20 minutes, hitting only four of its final 18 shots in the half.

Schofield was forced to sit out a significant portion of the first half after picking up two fouls early in the frame and was unable to be a factor during Loyola's run.

Tennessee was unable to consistently stop the Ramblers (30-5) on the offensive end of the floor, as LUC shot 50 percent (22-of-44) from the field in the game.

NOTE: Loyola-Chicago lost to No. 3-seeded Michigan 69-57 in the Final Four.

VISITORS: Loyola-Chicago 30-5

			FG	3PT	FT	REBS	P	A	T	O	BI	St	Min
0	Ingram, Dante	f	2-8	2-6	0-2	0-3	1	6	2	1	0	0	25
25	Krutwig, Cameron	c	3-7	0-0	1-2	0-2	2	7	4	2	1	1	25
5	Townes, Marques	g	3-6	0-2	2-2	1-5	6	1	8	3	1	0	31
13	Custer, Clayton	g	4-5	2-2	0-0	0-2	1	10	3	2	0	0	33
14	Richardson, Ben	g	2-6	1-5	1-2	0-2	2	6	3	0	0	0	33
1	Williamson, Lucas	g	2-4	2-3	1-2	2-2	4	7	1	0	0	0	24
4	Skokna, Bruno	1-1	1-1	0-0	0-0	0	2	3	0	0	0	0	7
24	Jackson, Aundre	5-7	0-1	6-6	1-3	4	16	1	3	0	1	22	
TEAM					1-3				1				
Totals			22-44	8-20	11-16	5-22	27	13	63	17	10	1	3 200

TOTAL FG%	1st Half: 11-23 47.8%	2nd Half: 11-21 52.4%	Game: 50.0%
3-Pt. FG%	1st Half: 3-11 27.3%	2nd Half: 5-9 55.6%	Game: 40.0%
F Throw %	1st Half: 4-4 100%	2nd Half: 7-12 58.3%	Game: 68.8%

HOME TEAM: Tennessee 26-9

		FG	3PT	FT	REBS	PF	TP	A	T	O	BI	St	Min
2	Williams, Grant	f	5-9	0-0	2-4	2-13	3	12	4	1	2	0	34
10	Fulkerson, John	f	0-0	0-0	0-0	0-2	1	0	0	2	0	0	7
0	Bone, Jordan	g	6-11	1-3	0-0	0-1	2	13	5	0	2	31	
5	Schofield, Admiral	g	5-10	4-8	0-0	0-3	4	14	0	2	0	1	26
23	Bowden, Jordan	g	3-7	1-3	1-2	0-4	4	8	3	0	0	3	33
1	Turner, Lamonté	4-11	2-7	0-0	1-3	4	3	10	0	0	1	1	32
3	Daniel III, James	1-4	1-4	0-0	1-1	2	1	3	2	0	0	1	13
15	Walker, Derrick	1-2	0-0	0-0	1-1	2	1	2	1	0	0	0	18
35	Pons, Yves	0-1	0-0	0-0	1-1	2	0	0	0	1	0	0	6
TEAM					1-1								
Totals		25-55	9-25	3-6	6-18	24	17	62	15	7	2	8	200

TOTAL FG%	1st Half: 10-26 38.5%	2nd Half: 15-29 51.7%	Game: 45.5%
3-Pt. FG%	1st Half: 4-13 30.8%	2nd Half: 5-12 41.7%	Game: 36.0%
F Throw %	1st Half: 1-3 33.3%	2nd Half: 2-3 66.7%	Game: 50.0%

Officials: Mike Reed, Don Dailly, Larry Sciroto
Technical: Loyola-Chicago-None, Tennessee-None
Attendance: 18,642

Score by Periods	1st	2nd	Total
Loyola-Chicago	29	34	63
Tennessee	25	37	62



ALL-TIME NCAA TOURNAMENT GAME RECAPS

2019 South Region — First Round

#15	Colgate (24-10)	70
#2	Tennessee (29-5)	77
<i>March 22, 2019 • Nationwide Arena • Columbus, Ohio</i>		

No. 2 seed Tennessee outlasted a second-half rally by 15th-seeded Colgate at Nationwide Arena to advance past the first round in the South Region of the NCAA Tournament.

After the Raiders (24-11) stormed back from a 12-point deficit at halftime, the Vols (30-5) stepped up in the final minutes to put the game away. Tennessee hit four of its final five shots, all of which came from beyond the arc. The last three makes came off the right hand of All-SEC wing Admiral Schofield. The final dagger dropped through the nets with 45 seconds left to make it 73-64.

Schofield finished with a team-high 19 points, including 11 points in the second half to fuel Tennessee's offense. Point guard Jordan Bone added 16 points, five rebounds and three assists. Jordan Bowden chipped in 14 points and two steals off the bench, while Lamonté Turner added 13 points, six assists and three steals.

The Vols found success in the paint, outscoring the Raiders, 38-20, and recording five blocks. UT also had seven steals and forced 13 turnovers that led to 16 points.

Jordan Burns went off for Colgate, dropping 32 points, including eight of the Raiders' 15 total 3-pointers. He scored 20 points in the second half to keep CU in the game.

Colgate rallied back after halftime, using a 19-6 run to take its first lead of the game at the 12:09 mark. During that stretch, the Raiders caught fire from beyond the arc, knocking down five 3-pointers. On the other end of the floor, Tennessee began the half by shooting just 2-of-12 from the field.

The Big Orange responded with a 6-0 run of its own to regain the lead and never looked back, preventing any chance of the Raiders rallying to pull the upset.

Tennessee opened the game on a 9-0 run to take the early lead. The Raiders, who knocked down six 3-pointers in the frame, fought back to make it a one-possession game, but the Vols rattled off a 16-2 run to take a double-digit lead into halftime, 42-30.

Turner was active on both ends of the floor in the first half, dropping 10 points behind two 3-pointers and recording three steals on the defensive end of the floor. Bowden also chipped in 10 points on a pair of threes.

VISITORS: Colgate 24-11

	FG	3PT	FT	REBS	PF	TP	A	TO	BI	St	Min
10 Will Rayman	f	4-11	2-6	0-0	0-5-5	4	10	0	2	0	28
25 Ropods Ivanauskas	f	0-4	0-0	0-0	0-3-3	1	0	1	2	0	16
12 Dana Batt	c	4-8	0-0	0-0	1-1-2	0	8	0	0	0	27
1 Jordan Burns	g	12-20	8-13	0-0	0-0-0	0	32	4	6	0	36
15 Tucker Richardson	g	2-4	2-2	4-4	1-2-3	4	10	4	2	0	35
2 Zach Light	0-0	0-0	0-0	0-0-0	0	0	0	0	0	0	0+
05 Malcolm Regisford	0-1	0-0	0-0	0-2-2	0	0	1	1	1	0	13
13 Jack Ferguson	2-7	2-7	1-2	1-6-7	4	7	0	0	0	2	27
30 Francisco Amiel	1-1	1-1	0-0	0-3-3	2	3	0	0	0	0	18
TEAM				5-16							
Totals	25-56	15-29	5-6	8-23-31	15	70	10	13	1	3	200

TOTAL FG%	1st Half: 11-29 37.9%	2nd Half: 14-27 51.9%	Game: 44.6%
3-Pt. FG%	1st Half: 6-12 50.0%	2nd Half: 9-17 52.9%	Game: 51.7%
F Throw %	1st Half: 2-2 100%	2nd Half: 3-4 75.0%	Game: 83.3%

HOME TEAM: Tennessee 30-5

		FG	3PT	FT	REBS	PF	A	TO	BI	St	Min		
2	Williams, Grant	f	4-6	0-0	1-2	2-5-7	3	9	3	2	1	0	33
11	Alexander, Kyle	f	1-4	0-0	0-0	2-4-6	3	2	0	0	1	0	20
0	Bone, Jordan	g	6-15	2-6	2-2	3-2-5	2	16	3	2	0	1	34
1	Turner, Lamonté	g	5-12	2-7	1-2	1-1-2	1	13	6	0	0	3	35
5	Schofield, Admiral	g	6-14	3-7	4-4	1-3-4	0	19	1	0	0	0	35
10	Fulkerson, John	2-3	0-0	0-1	2-2-4	2	4	0	1	1	1	13	
13	Johnson, Jalen	0-0	0-0	0-0	0-0-0	1	0	0	0	0	0	1	
23	Bowden, Jordan	6-10	2-6	0-0	1-3-4	0	14	0	2	1	2	25	
35	Pons, Yves	0-0	0-0	0-0	0-0-0	0	0	0	1	1	0	4	
	TEAM				0-3-3								
Totals		30-64	9-26	8-11	12-23-35	12	77	13	8	5	7	200	

TOTAL FG%	1st Half: 18-36 50.0%	2nd Half: 12-28 42.9%	Game: 46.9%
3-Pt. FG%	1st Half: 4-13 30.8%	2nd Half: 5-13 38.5%	Game: 34.6%
F Throw %	1st Half: 2-3 66.7%	2nd Half: 6-8 75.0%	Game: 72.7%

Officials: Matt Porter, Darron George, Terry Oglesby

Technical: Colgate-None, Tennessee-None.

Attendance: 19,641

Score by Periods

	1st	2nd	Total
Colgate	30	40	70
Tennessee	42	35	77

2019 South Region — Second Round

#10	Iowa (23-11)	70
#2	Tennessee (30-5)	OT 77
<i>March 24, 2019 • Nationwide Arena • Columbus, Ohio</i>		

For the sixth time since 2000, the Tennessee Volunteers are headed to the Sweet Sixteen of the NCAA Tournament, following an 83-77 victory in overtime against Iowa at Nationwide Arena.

It's the first time since 2014 that Tennessee has reached the Sweet Sixteen, and head coach Rick Barnes is just the 12th head coach to lead a third Division I program to the Sweet Sixteen.

With 31 victories, Tennessee tied the program record for wins in a single season (2007-08). During the game, the Big Orange also broke the program record for assists in a single season (645), surpassing the previous mark of 637 during the 2007-08 campaign.

Admiral Schofield and Grant Williams led all scorers with 19 points each. Williams finished with seven rebounds, five assists, four steals and three blocks to fuel UT on both ends of the floor. His four steals matched the UT record for steals in an NCAA Tournament game.

Lamonté Turner totaled 15 points, six rebounds and three assists. However, the junior's presence was felt the most on the defensive end, where he helped the Vols slow down Iowa's 3-point shooting.

With the momentum in Iowa's favor, Tennessee found its rhythm again in overtime, scoring the first seven points to take a 78-71 lead. All-SEC point guard Jordan Bone finished with 14 points and beat the shot-clock buzzer with a key 3-pointer in overtime.

The Vols jumped out to an early 20-9 lead in the first six minutes, forcing Iowa to call a timeout. Schofield sparked the run by knocking down back-to-back threes to start the game.

Tennessee kept the pressure on the Hawkeyes the entire half, using an 18-3 run to make it a 40-17 game with six minutes left in the period. The Big Orange shot 51 percent from the floor and held a 24-8 advantage in the paint to take a commanding 49-28 lead into halftime. The 21-point lead was the largest halftime lead ever for the Vols in an NCAA Tournament game.

Iowa stormed back after halftime, outscoring Tennessee 30-12 during the first 13 minutes of the second half to make it a one-possession game. The Vols shot just 33 percent from the field in the second half and turned the ball over 10 times, which directly led to 17 points for the Hawkeyes.

Down two with 20 seconds left in regulation, Iowa's Joe Wieskamp drew a foul and knocked down both free throws to tie the game. Bone got an open look from three but just missed it, sending the game to overtime tied 71-71.

VISITORS: Iowa 23-12

		FG	3PT	FT	REBS	PF	TP	A	TO	BI	St	Min	
55	Luka Garza	f	4-8	0-1	5-6	3-1-4	4	13	0	1	2	0	32
25	Tyler Cook	c	4-12	0-0	3-6	0-2-2	4	11	2	3	0	0	37
3	Jordan Bohannon	g	5-11	3-7	5-5	0-6-6	4	18	1	1	0	1	42
4	Isaiah Moss	g	6-12	3-5	1-2	1-4-5	0	16	0	2	0	2	29
10	Joe Wieskamp	g	1-7	1-5	8-8	3-4-7	3	11	2	1	0	1	37
1	Maishe Dailey	0	0-1	0-1	0-0	0-0-0	0	0	0	1	0	0	4
15	Ryan Kriener	1	1-3	0-0	2-5	1-1-2	3	4	0	2	0	0	13
30	Connor McCaffery	0	0-0	0-0	0-0	0-0-0	0	2	0	0	0	1	13
51	Nicholas Baer	2	2-5	0-2	0-0	2-3-5	3	4	1	0	1	1	18
TEAM					3-0-3								
Totals		23-59	7-21	24-32	13-21-34	21	77	8	12	3	6	225	

TOTAL FG%	1st Half: 9-28 32.1%	2nd Half: 12-27 44.4%	Game: 39.0%
3-Pt. FG%	1st Half: 4-10 40.0%	2nd Half: 3-9 33.3%	Game: 33.3%
F Throw %	1st Half: 6-11 54.5%	2nd Half: 16-17 94.1%	Game: 75.0%

HOME TEAM: Tennessee 31-5

		FG	3PT	FT	REBS	PF	TP	A	TO	BI	St	Min	
2	Williams, Grant	f	7-13	0-0	5-6	1-6-7	4	19	5	5	3	4	37
11	Alexander, Kyle	f	2-2	0-0	4-5	3-6-9	4	8	2	3	1	0	33
0	Bone, Jordan	g	5-12	2-5	2-2	0-3-3	2	14	3	3	0	0	38
1	Turner, Lamonté	g	5-13	3-7	2-2	0-6-6	2	15	3	1	0	0	41
5	Schofield, Admiral	g	7-15	3-6	2-3	3-2-5	4	19	0	1	0	2	24
10	Fulkerson, John	0-0	0-0	0-0	2-0-2	2	0	0	0	0	0	9	
15	Walker, Derrick	0-0	0-0	0-0	0-0-0	2	0	0	0	1	0	3	
23	Bowden, Jordan	2-5	0-2	4-5	0-3-3	2	8	1	2	1	0	35	
35	Pons, Yves	0-0	0-0	0-0	0-1-1	1	0	0	1	0	0	5	
TEAM					4-1-5								
Totals		28-60	8-20	19-23	13-28-41	23	83	17	5	6	225		

TOTAL FG%	1st Half: 18-35 51.4%	2nd Half: 7-21 33.3%	Game: 46.7%
3-Pt. FG%	1st Half: 6-14 42.9%	2nd Half: 1-5 20.0%	Game: 40.0%
F Throw %	1st Half: 7-8 87.5%	2nd Half: 7-9 77.8%	Game: 82.6%

Officials: Tim Clougherty, Don Dalry, Terry Oglesby

Technical: Iowa-None, Tennessee-None.

Attendance: 19,610

Score by Periods	1st	2nd	OT	Total
Iowa	28	43	6	77
Tennessee	49	22	12	83

ALL-TIME NCAA TOURNAMENT GAME RECAPS

2019 South Region — Semifinal

#3	Purdue (25-9)	99
#2	Tennessee (31-5)	OT 94
<i>March 28, 2019 • KFC Yum! Center • Louisville, Ky.</i>		

Tennessee's impressive season came to an end as the Vols fell in the Sweet Sixteen to Purdue in overtime, 99-94, at the KFC Yum! Center.

After facing an 18-point deficit at the 16:19 mark and with all the momentum in Purdue's favor, the Vols stormed back with a 19-2 run to take their first lead since opening minutes of the game. A deep 3-pointer from All-SEC wing Admiral Schofield made it a 70-67 game and capped the run.

With five minutes left in regulation, both teams were knotted at 70-70. With the game swinging in Tennessee's favor, Ryan Cline erupted for the Boilermakers, knocking down four 3-pointers to keep Purdue in the game.

On the other end of the court, Grant Williams had two dunks in the final minute to keep the Vols ahead, including a putback with eight seconds left to give UT an 82-80 lead. Purdue's Carsen Edwards then drove to the basket to try and tie the game, but Williams blocked the shot out of bounds.

On the ensuing in-bounds play, Edwards caught the ball in the corner and got fouled on a 3-point attempt. He missed the first attempt but sank the final two to send the game to overtime, 82-82.

In the extra frame, the Boilermakers pulled ahead early to make it a two-possession game. The Vols couldn't convert on the offensive end and were forced to foul. Purdue iced the game by going 11-of-18 from the charity stripe in the final five minutes.

The All-SEC duo of Williams and Schofield led the Vols (31-6) in scoring, dropping 21 points each. Jordan Bowden finished with 16 points behind four 3-pointers, while Turner posted 15 points on 6-of-10 shooting. All-SEC point guard Jordan Bone rounded out UT's double-digit scorers, as he finished with 10 points.

Edwards led all scorers with 29 points, and Cline had 27 points on 10-of-13 shooting, including seven 3-pointers.

The Boilermakers shot a blazing 55 percent in the first half and knocked down seven 3-pointers. Edwards led all scorers in the period with 15 points while hitting four threes. Purdue also doubled UT's efforts in the paint, 16-8, to help take a 40-28 lead into halftime.

NOTE: Purdue lost to No. 1-seeded Virginia, 80-75, in the Elite Eight.

VISITORS: Purdue 26-9

	FG	3PT	FT	REBS	PF	TP	A	TO	Bl	St	Min
24 Grady Elfert	f	1-3	1-2	4-6	3-6-9	4	7	1	1	0	32
32 Matt Haarms	f	5-8	0-1	1-5	1-5-6	2	11	2	1	3	36
3 Carsen Edwards	g	8-22	5-14	8-14	0-4-4	1	29	3	1	0	45
14 Ryan Cline	g	10-13	7-10	0-0	0-2-2	5	27	4	0	0	30
20 Noel Eastern	g	5-8	0-0	1-3	1-4-5	4	11	3	1	0	29
1 Aaron Wheeler	g	3-5	2-3	0-0	0-4-4	2	8	0	1	1	13
2 Eric Hunter Jr.	g	0-1	0-1	2-4	0-3-3	2	2	3	1	1	19
50 Trevon Williams	g	2-3	0-0	0-1	4-2-6	2	4	0	0	0	9
55 Sasha Stefanovic	g	0-0	0-0	0-0	0-2-2	1	0	0	2	0	12
TEAM				2-0-2							
Totals		34-63	15-31	16-33	11-32-43	23	99	16	8	5	4 225

TOTAL FG%	1st Half: 16-29 55.2%	2nd Half: 15-29 51.7%	Game: 54.0%
3-Pt. FG%	1st Half: 7-16 43.8%	2nd Half: 8-15 53.3%	Game: 48.4%
F Throw %	1st Half: 1-5 20.0%	2nd Half: 4-10 40.0%	Game: 48.5%

HOME TEAM: Tennessee 31-6

	FG	3PT	FT	REBS	PF	TP	A	TO	Bl	St	Min
2 Williams, Grant	f	9-16	0-2	3-5	3-4-7	5	21	4	1	2	29
11 Alexander, Kyle	f	3-7	0-0	3-4	6-2-8	5	9	0	1	3	25
0 Bone, Jordan	g	4-10	2-4	0-0	0-4-4	0	10	4	1	0	39
1 Turner, Lamonté	g	6-10	3-6	0-1	0-2-2	4	15	3	0	0	41
5 Schofield, Admiral	g	7-15	3-6	4-8	2-7-9	3	21	2	3	0	42
10 Fulkerson, John	g	1-2	0-0	0-1	0-1-1	3	2	0	0	0	10
13 Johnson, Jalen	0-0	0-0	0-0	0-0-0	1	0	0	0	0	0	1
23 Bowden, Jordan	4-8	4-6	4-9	0-6-6	5	16	3	0	1	1	36
35 Pons, Yves	0-0	0-0	0-0	0-0-0	0	0	0	0	0	0	2
TEAM				0-1-1							
Totals		34-68	12-24	14-28	11-27-38	26	94	16	7	5	5 225

TOTAL FG%	1st Half: 10-28 35.7%	2nd Half: 20-30 66.7%	Game: 50.0%
3-Pt. FG%	1st Half: 4-9 44.4%	2nd Half: 7-10 70.0%	Game: 50.0%
F Throw %	1st Half: 4-13 30.8%	2nd Half: 7-9 77.8%	Game: 50.0%

Officials: DJ Carstensen, Joe Lindsay, Jeff Anderson

Technicals: Purdue-None. Tennessee-None.

Attendance: 19,831

Score by Periods	1st	2nd	OT	Total
Purdue	40	42	17	99
Tennessee	28	54	12	94

2021 Midwest Region — First Round

#12	Oregon State (17-12)	70
#5	Tennessee (18-8)	56
<i>March 19, 2021 • Bankers Life Fieldhouse • Indianapolis, Ind.</i>		

Offensive struggles in the opening half plagued the Tennessee basketball team, as it fell to Oregon State, 70-56, at Bankers Life Fieldhouse in the first round of the NCAA Tournament.

The loss ended the Volunteers' season, while Oregon State (18-12) advanced to face Oklahoma State in the second round.

Tennessee (18-9) was led in scoring by freshman Keon Johnson who totaled 14 points. Johnson also finished the day with six rebounds, three steals and a pair of assists.

Fellow freshman Jaden Springer and sophomore Santiago Vescovi also scored in double figures, adding 12 and 11 points, respectively.

Sophomore guard Josiah-Jordan James, added five points and was a beast on the boards, pulling in 13 rebounds, with four coming on the offensive glass.

His performance tied for the fifth-most rebounds ever by a Vol in the NCAA Tournament, tying Jarnell Stokes, who reeled in 13 in Tennessee's First Four victory over Iowa on March 19, 2014.

Oregon State dealt the game's opening strikes with multiple buckets from 3-point range and a stifling defensive effort that gave the Beavers an 18-7 lead midway through the first half.

The Beavers continued to put it on the Vols, extending their lead to as many as 19, but a 3-pointer from Victor Bailey Jr. and a transition layup from Johnson at the buzzer sent the Vols into the locker room with some momentum, despite trailing 33-19.

Out of the break, Oregon State remained in control, never letting its lead dip below double-digits across the first 10 minutes of the second half.

In the contest's final stages, the Beavers held off Tennessee's late flurry to cement the contest's final score.

Roman Silva led all scorer with 16 for Oregon State. Ethan Thompson had a 13-point, 10-rebound double-double for the Beavers.

NOTE: Oregon State lost to No. 2-seeded Houston, 67-61, in the Elite Eight.

VISITORS: Oregon State 18-12

	FG	3PT	FT	REBS	PF	TP	A	TO	Bl	St	Min
10 Warith Alatishe	f	2-10	0-0	0-0	4-5-9	2	4	3	1	2	25
12 Roman Silva	c	8-8	0-0	0-0	2-2-4	2	16	0	3	3	25
2 Jarod Lucas	g	5-11	4-9	0-1	0-6-6	1	14	2	1	0	33
05 Ethan Thompson	g	5-12	1-4	2-2	1-9-10	2	13	6	3	0	38
11 Zach Reichle	g	3-5	3-4	1-2	1-5-6	1	10	4	3	0	33
0 Gianni Hunt	g	1-2	0-1	3-5	0-2-2	3	5	3	2	0	34
1 Maurice Calloio	g	2-3	2-3	0-0	0-1-1	1	6	1	1	0	14
22 Julien Franklin	0-0	0-0	0-0	0-0-0	0	0	0	0	0	0	1
24 Isaiah Johnson	0-0	0-0	0-0	0-0-0	0	0	0	0	0	0	1
34 Rodrigue Andela	1-5	0-0	0-0	2-0-2	1	2	1	0	1	0	14
35 Dearon Tucker	0-0	0-0	0-0	0-0-0	0	0	0	0	0	0	1
55 Tariq Silver	0-0	0-0	0-0	0-0-0	0	0	0	0	0	0	1
TEAM				0-1-1							
Totals		27-56	10-21	6-10	10-31-41	13	70	20	15	6	5 198

TOTAL FG%	1st Half: 14-31 45.2%	2nd Half: 13-25 52.0%	Game: 48.2%
3-Pt. FG%	1st Half: 8-18 44.4%	2nd Half: 7-13 53.8%	Game: 47.6%
F Throw %	1st Half: 2-2 100%	2nd Half: 4-8 50.0%	Game: 60.0%

HOME TEAM: Tennessee 18-9

	FG	3PT	FT	REBS	PF	TP	A	TO	Bl	St	Min
33 Uros Plavsic	f	0-0	0-0	1-2	2-1-3	0	1	0	0	0	10
35 Yves Pons	f	0-2	0-1	4-4	0-2-2	4	0	4	3	0	27
11 Jaden Springer	g	5-12	0-1	2-2	1-2-3	3	12	3	0	0	31
25 Santiago Vescovi	g	4-9	3-8	0-0	0-3-3	4	11	1	1	0	35
45 Keon Johnson	g	6-16	1-2	1-2	3-3-6	2	14	2	2	3	35
0 Davonte Gaines	0-0	0-0	0-0	0-0-0	0	0	0	0	0	0	1
3 Drew Pember	0-0	0-0	0-0	0-0-0	0	0	0	0	0	0	1
5 Josiah-Jordan James	2-10	0-5	1-2	4-9-15	0	5	2	2	1	0	24
12 Victor Bailey Jr.	4-14	1-9	0-0	2-0-2	3	9	2	1	0	2	26
13 Olivier Nkamhoua	0-0	0-0	0-0	1-0-1	0	0	0	1	0	0	6
55 E.J. Anosike	0-0	0-0	0-0	0-0-0	0	0	0	0	0	0	4
TEAM				0-1-1							
Totals		21-63	5-26	9-12	13-21-34	16	56	10	12	2	8 200

TOTAL FG%	1st Half: 8-31 25.8%	2nd Half: 13-32 40.6%	Game: 33.3%
3-Pt. FG%	1st Half: 2-13 15.4%	2nd Half: 3-13 23.1%	Game: 19.2%
F Throw %	1st Half: 1-2 50.0%	2nd Half: 8-10 80.0%	Game: 75.0%

Officials: Michael Irving, Patrick Driscoll, Bo Boroski

Technicals: Oregon State-None. Tennessee-None.

Attendance: 2,157

Score by Periods	1st	2nd	Total
Oregon State	33	37	70
Tennessee	19	37	56

OUTLOOK

PLAYERS

STAFF

REVIEW

RESULTS

RECORDS

HONORS

POSTSEASON

VOLMANAC

MEDIA INFO



ALL-TIME NCAA TOURNAMENT GAME RECAPS

2022 South Region — First Round

#14	Longwood (26-7)	56
#3	Tennessee (27-7)	88
<i>March 17, 2022 • Gainbridge Fieldhouse • Indianapolis, Ind.</i>		

Using hot shooting from start to finish, No. 3 seed Tennessee cruised by No. 14 seed Longwood Thursday at Gainbridge Fieldhouse, 88-56, to advance to the NCAA Tournament Round of 32.

Tennessee shot a season-high 60 percent from the field on Thursday (33-for-55), including 58 percent on 3-pointers (14-for-24). The performance set a program record for field-goal percentage in an NCAA Tournament game.

Santiago Vescovi was one of five double-figure scorers for Tennessee, pouring in a team-high 18 points on 6-for-8 shooting from 3-point range. Vescovi also had a team-high seven assists and a team-high-tying four steals.

Vescovi's six made 3-pointers tied for the most ever by a Vol in an NCAA Tournament game. He also set the Tennessee program record for best 3-point percentage in an NCAA Tournament game (.750).

Josiah-Jordan James scored 17 points on 6-for-9 shooting—including 15 in the first half—and grabbed nine rebounds. John Fulkerson had his highest scoring total since December with 15 points on 7-for-8 shooting, scoring 11 of Tennessee's first 17 points Thursday.

Kennedy Chandler had an impactful all-around performance with 13 points, five rebounds, five assists and four steals. Zakai Zeigler scored 10 points and had six assists.

Justin Hill and DeShaun Wade were the only Longwood players to score in double figures, logging 13 and 10 points, respectively.

After Longwood kept pace in the opening minutes, Tennessee took control of the game. Holding just one point lead at 16-15 nearly nine minutes into the game, the Vols strung together a quick 13-2 run to take control—building a lead that would never be less than 10 for the remainder of the game.

Tennessee took a 54-29 lead into halftime, setting a season-high for first-half scoring. The Vols shot 67 percent from the field (20-for-30) before the break. Tennessee had 18 assists on those 20 made field goals in the first half.

VISITORS: Longwood 26-7

		FG	3PT	FT	REBS	PF	TP	A	TO	Bl	St	Min	
4	Zac Watson	f	3-9	0-0	1-1	2-13	0	7	2	2	1	21	
35	Jesper Granlund	f	1-2	0-1	0-0	1-2-3	1	2	1	0	0	22	
1	Isaiah Wilkins	g	3-10	1-7	2-2	0-2-2	0	9	2	1	0	26	
3	DeShaun Wade	g	4-8	2-4	0-0	1-2-3	1	10	2	1	0	27	
11	Justin Hill	g	4-12	3-6	2-2	0-2-2	0	13	2	5	0	4	27
0	Leslie Nkereuwem	f	2-3	0-0	0-0	1-0-1	4	4	1	0	0	18	
2	Nate Litteras	f	1-3	1-3	0-0	0-3-3	0	3	0	0	0	13	
5	Jaylani Darden	0-0	0-0	0-0	0-0-0	0	0	0	0	0	0	4	
12	Jordan Perkins	1-3	0-1	3-4	1-3-4	2	5	3	3	0	0	22	
21	Trey Hicks	1-1	0-0	0-0	0-0-0	2	0	0	0	0	0	1	
2	Ga'Khari LaCount	0-0	0-0	0-0	0-0-0	0	0	0	0	0	0	1	
23	D'Avian Houston	0-0	0-0	1-2	0-1-1	5	1	1	2	0	1	15	
24	Cameron O'Connor	0-1	0-0	0-0	0-0-0	0	0	1	0	0	1	1	
44	C.J. Williams	0-0	0-0	0-0	0-0-0	0	0	0	1	0	0	2	
TEAM		1-1-2											
Totals		20-52	7-22	9-11	7-17-24	13	56	15	16	1	9	200	

TOTAL FG%	1st Half: 11-25 44.0%	2nd Half: 9-27 33.3%	Game: 38.5%
3-Pt. FG%	1st Half: 3-9 33.3%	2nd Half: 4-13 30.8%	Game: 31.8%
F Throw %	1st Half: 4-5 80.0%	2nd Half: 5-6 83.3%	Game: 81.8%

HOME TEAM: Tennessee 27-7

		FG	3PT	FT	REBS	PF	TP	A	TO	Bl	St	Min
2	B. Huntley-Hatfield	f	3-5	0-0	1-1	1-3-4	1	7	0	1	0	19
33	Uros Plavsic	f	2-3	0-0	0-0	0-2-2	1	4	1	1	0	14
1	Kennedy Chandler	g	4-8	3-4	2-4	1-4-5	2	13	5	0	4	27
25	Santiago Vescovi	g	6-10	6-8	0-0	0-0-0	2	18	7	1	0	29
30	Josiah-Jordan James	g	6-9	3-6	2-2	0-9-9	0	17	2	0	1	31
0	Jonas Aidoo	0-2	0-0	0-0	0-3-3	0	0	1	0	0	1	4
3	Quentin Diboundje	0-1	0-0	0-0	0-0-0	0	0	1	1	0	0	3
5	Zakai Zeigler	3-5	2-4	2-2	0-0-0	2	10	6	3	0	0	24
10	John Fulkerson	7-8	0-0	1-2	1-1-2	3	15	2	4	1	0	16
12	Victor Bailey Jr.	1-3	0-2	0-0	2-0-2	1	2	4	1	0	0	20
15	Jahmai Mashack	1-1	0-0	0-0	0-1-1	1	2	0	1	0	0	9
24	Justin Powell	0-0	0-0	0-0	0-0-0	1	0	0	0	0	0	4
TEAM		0-4-4										
Totals		33-55	14-24	8-11	5-27-32	14	88	29	12	1	13	200

TOTAL FG%	1st Half: 20-30 66.7%	2nd Half: 13-25 52.0%	Game: 60.0%
3-Pt. FG%	1st Half: 8-13 61.5%	2nd Half: 6-11 54.5%	Game: 58.3%
F Throw %	1st Half: 6-7 85.7%	2nd Half: 2-4 50.0%	Game: 72.7%

Officials: Ray Natili, Bill Ek, Chuck Jones

Technical: Longwood-None, Tennessee-None.

Attendance: 15,782

Score by Periods	1st	2nd	Total
Longwood	29	27	56
Tennessee	54	34	88

2022 South Region — Second Round

#11	Michigan (19-14)	76
#3	Tennessee (27-8)	68
<i>March 19, 2022 • Gainbridge Fieldhouse • Indianapolis, Ind.</i>		

Tennessee's season came to a close in Indianapolis for the second consecutive year, as the Vols dropped a back-and-forth affair to Michigan in the NCAA Tournament Round of 32, 76-68.

Tennessee finished the 2021-22 season with a final record of 27-8—marking the fourth-most wins in a season in program history.

Freshman guard Kennedy Chandler led the Vols with 19 points and nine assists. Josiah-Jordan James was Tennessee's other double figure scorer with 13 points. Junior forward Uros Plavsic finished with nine points and nine rebounds.

After a tightly-contested second half, Tennessee took a 60-54 lead on a free throw from James at the 8:27 mark—the Vols' largest lead of the game. However, the Wolverines responded with a 14-4 run down the stretch and took control of the game in the final minutes.

With 1:32 remaining and Michigan leading 68-64 with possession of the ball, Tennessee forced a Wolverine turnover and got a driving layup from Santiago Vescovi that cut the lead to two points at 68-66.

On the ensuing possession, Michigan's Eli Brooks converted a hook shot to push the Wolverines' lead back to four points with 53 seconds left. Zakai Zeigler missed a 3-pointer on the other end for the Vols, and Michigan was able to close out the game by going 6-for-6 at the free-throw line in the final 36 seconds.

Over the last nine minutes of game time, the Vols made just four of their final 17 field-goal attempts.

In the first half, Michigan led for more than 15 minutes of game time, but Tennessee took a 37-32 lead into the halftime break, as the Vols closed the opening period on a 13-2 run.

The Wolverines raced out to a 10-2 lead in the opening three minutes of the game, but never extended the lead to more than eight points.

Dickinson finished with game-highs in points (27) and rebounds (11) to lead the Wolverines, while UM guard Eli Brooks scored 18 of his 23 points in the second half.

NOTE: Michigan lost to No. 2-seeded Villanova, 63-55, in the Sweet Sixteen.

VISITORS: Michigan 19-14

		FG	3PT	FT	REBS	PF	TP	A	TO	Bl	St	Min	
14	Moussa Diabate	f	5-10	0-0	3-5	2-4-6	1	13	1	1	3	0	28
1	Hunter Dickinson	c	8-13	3-5	8-10	1-10-11	2	27	4	2	1	1	38
12	DeVante' Jones	g	1-3	0-0	0-0	0-3-3	1	2	3	2	1	0	11
22	Caleb Houston	g	0-4	0-3	0-0	0-3-3	2	0	0	2	0	1	32
55	Eli Brooks	g	9-14	2-5	3-3	1-2-3	1	23	5	4	1	1	39
5	Terrance Williams II	3	3-5	1-2	2-2	2-1-3	1	9	0	1	0	0	14
10	Frankie Collins	1-4	0-1	0-0	0-4-4	3	2	2	2	0	0	0	30
23	Brandon Johns Jr.	0-1	0-0	0-0	0-0-0	1	0	0	0	0	1	8	
TEAM		1-2-3											
Totals		27-54	6-16	16-20	7-29-36	12	76	15	15	6	4	200	

TOTAL FG%	1st Half: 13-29 44.8%	2nd Half: 14-25 56.0%	Game: 50.0%
3-Pt. FG%	1st Half: 4-9 44.4%	2nd Half: 2-7 28.6%	Game: 37.5%
F Throw %	1st Half: 2-4 50.0%	2nd Half: 14-16 87.5%	Game: 80.0%

HOME TEAM: Tennessee 27-8

		FG	3PT	FT	REBS	PF	TP	A	TO	Bl	St	Min
2	B. Huntley-Hatfield	f	2-4	0-0	0-0	1-1-2	0	4	0	0	0	12
33	Uros Plavsic	f	3-7	0-0	3-3	2-7-9	2	9	0	1	2	25
1	Kennedy Chandler	g	9-19	1-3	0-0	1-3-4	3	19	9	3	2	37
25	Santiago Vescovi	g	2-7	1-5	0-0	1-3-4	3	5	2	1	0	38
30	Josiah-Jordan James	g	5-13	0-6	3-4	2-4-6	3	13	3	0	1	37
0	Jonas Aidoo	1-4	0-0	2-2	0-1-1	1	4	0	0	0	0	5
5	Zakai Zeigler	4-9	0-4	0-0	0-2-2	3	8	1	0	0	1	23
10	John Fulkerson	2-4	0-0	2-3	2-0-2	3	6	0	2	2	0	18
12	Victor Bailey Jr.	0-0	0-0	0-0	1-0-1	0	0	0	0	0	0	5
15	Jahmai Mashack	0-0	0-0	0-0	0-0-0	0	0	0	0	0	0	0+
TEAM		1-1-2										
Totals		28-67	2-18	10-12	11-22-33	18	68	15	7	4	7	200

TOTAL FG%	1st Half: 14-34 41.2%	2nd Half: 14-33 42.4%	Game: 41.8%
3-Pt. FG%	1st Half: 2-9 22.2%	2nd Half: 0-9 0.0%	Game: 11.1%
F Throw %	1st Half: 7-7 100%	2nd Half: 3-5 60.0%	Game: 83.3%

Officials: Earl Walton, Larry Scirootto, Joe Lindsay

Technical: Michigan-None, Tennessee-None.

Attendance: 17,838

Score by Periods	1st	2nd	Total
Michigan	32	44	76
Tennessee	37	31	68

ALL-TIME NCAA TOURNAMENT GAME RECAPS

2023 East Region — First Round

#13	Louisiana (26-8)	55
#4	Tennessee (24-10)	58

March 16, 2023 • Amway Center • Orlando, Fla.

Fourth-seeded Tennessee fended off a late rally by No. 13 seed Louisiana and is on to the NCAA Tournament round of 32 after securing a 58-55 win at the Amway Center.

The Vols are set to face off with fifth-seeded Duke Saturday with a trip to the Sweet Sixteen on the line.

Graduate Tyreke Key, playing in his first career NCAA Tournament game, led the Vols with 12 points in 31 minutes—tied for his most minutes played since December. Jahmai Mashack was the only other Vol in double figures, scoring 11 points on 4-of-6 shooting, dishing three assists and grabbing two steals.

Uros Plavsic started and scored nine points on 4-of-5 shooting.

After closing the first half on an 11-0 run and then outscoring Louisiana 13-6 in the opening 6:06 of the second half, Tennessee extended its lead to as many as 18 points.

The Vols held an 18-point lead on three separate occasions in a two-minute span eight before a 13-0 Louisiana run cut the Tennessee lead down to just five points on a 3-pointer from Kobe Julien with 7:29 remaining, 48-43.

Coming out of a timeout, Tennessee answered with a 6-2 spurt—with four points coming by Mashack—to pull back in front by nine points by the under-four minute media timeout.

With just over a minute to go and Tennessee leading by eight, Louisiana staged one final comeback attempt—scoring five straight points and cutting Tennessee's lead to 56-53 with 23 seconds to play. James and Julian Phillips each went 1-for-2 at the free-throw line in the final 20 seconds to secure the win for the Vols.

In the first half, UT turned the ball over 12 times, but closed the period on an 11-0 run and took a 30-19 lead into the halftime break.

The Vols led by as many as eight points in the opening 10 minutes of the game at 19-11 before Louisiana scored eight straight to tie the game up at 19 with 4:43 to go in the first half.

Of Louisiana's 19 first-half points, 12 came from Jordan Brown—who was 5-for-8 from the field in the opening period. No other Ragin' Cajun made more than one field goal in the first half.

Brown and Kobe Julien lead Louisiana with 16 and 15 points, respectively.

VISITORS: Louisiana 26-8

		FG	3PT	FT	REBS	PF	TP	A	TO	BI	St	Min	
21	Jordan Brown	f	7-12	0-0	2-2	3-4-7	3	16	0	2	0	1	36
34	Terence Lewis II	f	4-8	0-0	0-0	3-2-5	2	8	0	1	0	0	19
00	Thomus Fulks	g	2-7	0-0	1-1	0-3-3	4	5	11	5	0	0	37
13	Greg Williams Jr.	g	0-4	0-3	0-2	0-1-1	1	0	0	0	0	0	18
22	Kentrell Garnett	g	0-3	0-1	0-0	0-2-2	1	0	0	0	1	0	14
01	Joe Charles		0-1	0-0	0-0	0-2-2	3	0	0	2	0	2	21
02	Michael Thomas		0-0	0-0	0-0	0-0-0	0	0	1	3	0	0	3
04	Kobe Julien		5-9	3-6	2-2	0-3-3	2	15	0	0	0	1	25
05	Jalen Dalcourt		4-10	3-8	0-0	0-0-0	3	11	0	0	0	4	24
35	Isaiah Richards		0-1	0-0	0-2	0-0-0	0	0	0	0	0	0	3
TEAM					1-3-4								
Totals			22-55	6-18	5-9	7-20-27	19	55	12	14	0	8	200

TOTAL FG%	1st Half: 8-27 29.6%	2nd Half: 14-28 50.0%	Game: 40.0%
3-Pt. FG%	1st Half: 0-6 0.0%	2nd Half: 6-12 50.0%	Game: 33.3%
F Throw %	1st Half: 3-5 60.0%	2nd Half: 2-4 50.0%	Game: 55.6%

HOME TEAM: Tennessee 24-10

		FG	3PT	FT	REBS	PF	TP	A	TO	BI	St	Min	
13	Olivier Nkamhoua	f	2-6	1-3	3-6	2-3-5	1	8	3	1	1	0	20
33	Uros Plavsic	f	4-5	0-0	1-2	1-3-4	0	9	0	1	0	0	19
15	Jahmai Mashack	g	4-6	0-1	3-4	0-1-1	1	1	3	3	0	2	28
25	Santiago Vescovi	g	1-3	1-2	0-0	0-2-2	3	4	3	0	2	0	27
30	Josiah-Jordan James	g	3-8	1-4	1-2	0-4-4	2	8	3	2	0	1	33
00	Jonas Aidoo		3-5	0-0	0-0	1-3-4	4	6	1	2	2	1	19
02	Julian Phillips		0-2	0-1	1-2	0-0-0	1	1	0	2	0	2	15
04	Tyreke Key		4-11	1-5	3-5	0-4-4	1	12	0	2	0	1	31
11	Tobe Awaka		0-0	0-0	0-0	1-2-3	1	0	2	0	1	0	8
TEAM					1-5-6								
Totals			21-46	4-16	12-21	6-27-33	14	58	16	18	4	9	200

TOTAL FG%	1st Half: 11-23 47.8%	2nd Half: 10-23 43.5%	Game: 45.7%
3-Pt. FG%	1st Half: 3-9 33.3%	2nd Half: 1-7 14.3%	Game: 25.0%
F Throw %	1st Half: 5-6 83.3%	2nd Half: 7-15 46.7%	Game: 57.1%

Officials: Justin Porterfield, Jason Baker, Patrick Adams

Technical: Louisiana-TEAM, Tennessee-TEAM.

Attendance: 18,018

Score by Periods	1st	2nd	Total
Louisiana	19	36	55
Tennessee	30	28	58

2023 East Region — Second Round

#5	Duke (27-9)	52
#4	Tennessee (25-10)	65

March 16, 2023 • Amway Center • Orlando, Fla.

A career-high-tying 27 points from Olivier Nkamhoua and a suffocating defensive performance led fourth-seeded Tennessee, as the Vols clinched the ninth Sweet Sixteen appearance in program history with a 65-52 win over No. 5 seed Duke.

Nkamhoua's 27 points—23 of which came in the second half—tied his career-high set on Jan. 28 against Texas and came on 10-of-13 shooting from the field, including 3-of-4 from 3-point range. From the 8:43 mark to the 4:16 mark of the second half, Nkamhoua scored 13 straight points for the Vols. He scored 17 of UT's final 19 points.

All-SEC guard Santiago Vescovi was Tennessee's second-most productive scorer, pouring in 14 points with four made 3-pointers and also racking up five assists and five rebounds.

Durham, North Carolina, native Jonas Aidoo also made an impact with an all-around performance for the Vols—notching eight points, five rebounds and three blocks.

Tennessee's smothering defensive performance was evident on the scoreboard, as Duke's 52 points were not only a season-low for the Blue Devils, but tied for the fewest in an NCAA Tournament game in the program's storied history. The Vols forced Duke to commit 15 turnovers.

After holding a six-point lead at halftime, Tennessee extended its lead to nine points early in the second half thanks to a pair of 3-pointers from Josiah-Jordan James and Nkamhoua, but Duke was quick to battle back—cutting the Vols' lead down to just two points with 15:40 to go after a quick 7-0 run.

For the first of several times in the second half, the Vols responded with a quick spurt of their own to maintain distance from the Blue Devils—outscoring Duke 11-4 over the next four minutes to pull back in front by nine with 11:54 remaining, 44-35.

Immediately following Tennessee's run, Duke responded with a run of its own—cutting UT's lead to just four with 9:10 to go, 46-42.

Then entered Nkamhoua, who during a 13-6 Tennessee run scored all 13 of the Vols' points to put Tennessee in control for good—up 11 with 4:16 to go.

Following a tightly-contested opening seven minutes, Duke created some separation with a 9-0 run to pull in front by six at 19-13 with 8:05 to go in the first half.

Tennessee, however, responded to its largest deficit of the half by closing the opening period on a 14-2 run over the final 7:49.

VISITORS: Duke 27-9

		FG	3PT	FT	REBS	PF	TP	A	TO	BI	St	Min	
00	Daric Whitehead	f	3-6	2-5	0-2	0-2-2	0	8	0	1	2	0	33
01	Derek Lively II	c	0-0	0-0	0-0	2-9-11	4	0	1	1	2	0	36
30	Kyle Filipowski	c	6-16	0-5	1-2	0-8-8	4	13	1	4	0	1	38
03	Jeremy Roach	g	5-11	3-6	0-0	0-1-1	4	13	2	5	0	0	33
05	Tyrese Proctor	g	6-13	1-5	3-3	1-1-2	2	16	6	2	0	2	37
02	Jaylen Blakes		0-0	0-0	0-0	0-0-0	2	0	0	0	0	0	1
13	Jacob Grandison		1-3	0-1	0-0	0-1-1	1	2	0	1	0	0	18
15	Ryan Young		0-0	0-0	0-0	0-0-0	0	0	0	0	0	0	4
TEAM					3-2-5								
Totals			21-49	6-22	4-7	6-24-30	17	52	10	15	4	3	200

TOTAL FG%	1st Half: 8-22 36.4%	2nd Half: 13-27 48.1%	Game: 42.9%
3-Pt. FG%	1st Half: 4-11 36.4%	2nd Half: 2-11 18.2%	Game: 27.3%
F Throw %	1st Half: 1-4 25.0%	2nd Half: 3-3 100%	Game: 57.1%

HOME TEAM: Tennessee 25-10

		FG	3PT	FT	REBS	PF	TP	A	TO	BI	St	Min	
13	Olivier Nkamhoua	f	10-13	3-4	4-5	2-3-5	3	27	0	0	0	22	
33	Uros Plavsic	f	0-1	0-0	0-0	0-3-3	4	0	1	2	0	15	
15	Jahmai Mashack	g	0-2	0-0	0-4	0-0-0	1	2	1	3	0	20	
25	Santiago Vescovi	g	4-11	4-8	2-2	1-4-5	1	14	5	1	1	2	38
30	Josiah-Jordan James	g	3-12	1-5	0-0	1-4-5	0	7	4	0	1	3	28
00	Jonas Aidoo		3-6	0-1	2-2	3-2-5	0	8	1	0	3	1	24
02	Julian Phillips		2-4	0-0	0-0	1-2-3	0	4	2	1	0	0	18
04	Tyreke Key		1-7	1-3	0-0	1-0-1	0	3	1	0	0	0	24
11	Tobe Awaka		0-1	0-0	0-0	1-2-3	2	0	0	1	0	0	11
TEAM					2-3-5								
Totals			23-57	9-21	10-13	12-23-35	11	65	15	9	5	8	200

TOTAL FG%	1st Half: 10-30 33.3%	2nd Half: 13-27 48.1%	Game: 40.4%
3-Pt. FG%	1st Half: 3-10 30.0%	2nd Half: 6-11 54.5%	Game: 42.9%
F Throw %	1st Half: 4-4 100%	2nd Half: 6-9 66.7%	Game: 76.9%

Officials: A.J. Desai, Michael Greenstein, Kipp Kissingner

Technical: Duke-None, Tennessee-None.

Attendance: 17,298

Score by Periods	1st	2nd	Total
Duke	21	31	52
Tennessee	27	38	65



ALL-TIME NCAA TOURNAMENT GAME RECAPS

2023 East Region — Semifinal				
#9	Florida Atlantic (34-3)	62		
#4	Tennessee (25-11)	55		
March 23, 2023 • Madison Square Garden • New York, N.Y.				

Tennessee's 2022-23 season came to a close at Madison Square Garden, as the Volunteers fell to Florida Atlantic in the Sweet Sixteen, 62-55.

Tennessee finishes its memorable campaign with a 25-11 overall record, having reached the ninth Sweet Sixteen in program history.

Sophomore Jonas Aidoo tallied 10 points and seven rebounds, while senior Josiah-Jordan James added 10 points and six rebounds. All-SEC senior Santiago Vescovi had nine points, seven rebounds and four assists.

The Vols shot just 33 percent from the field in the loss.

Tennessee controlled the first half and the opening eight minutes of the second half, but with the Vols leading 39-33 with just over 12 minutes to play, Florida Atlantic exploded for an 18-2 run to pull in front 51-41 by the 6:47 mark.

"They made shots at the right time," Tennessee head coach Rick Barnes said. "I thought they came up with some really big offensive rebounds at a time when we really needed to finish our defensive possession."

The Vols were able to cut the Owls' lead back down to five points after a quick 7-2 spurt capped off by a three from James that made it 55-50 with 3:37 to go, but Florida Atlantic then outscored Tennessee 4-0 over the next two minutes of game time to regain control.

FAU out-rebounded the bigger Vols, 40-36. The Owls converted their 12 offensive boards into 14 second-chance points and extended multiple key late-game possessions by hitting the offensive glass.

Tennessee held a steady lead for most of the first half but was unable to pull away, taking a 27-22 lead into the halftime break. Florida Atlantic's 22 points marked their fewest in any half this season.

The Vols led by as many as nine points on three different occasions during the opening period but were held scoreless for the final 3:17 of the half. Tennessee shot just 31.3 percent from the field during the first half, while Florida Atlantic out-rebounded the Vols 22-17 in the opening stanza.

Tennessee's most consistent source of offense in the first half came from senior 7-footer Uroš Plavšić, who had eight points.

NOTE: FAU lost to No. 5-seeded San Diego State in the Final Four.

VISITORS: FAU 34-3														
	FG	3PT	FT	REBS	PF	TP	A	O	BI	St	Min			
50 Vladislav Goldin	f	1-3	0-0	1-2	2-5	7	1	3	0	1	10	27		
01 Johnell Davis	g	3-9	0-3	9-10	3-3	6	3	15	1	2	0	28		
02 Nick Boyd	g	5-11	2-7	0-0	2-6	8	12	2	2	0	0	23		
04 Bryan Greenlee	g	2-3	1-2	1-2	1-1	2	1	6	3	1	0	26		
15 AJiah Martin	g	3-6	2-4	1-2	1-3	4	1	9	0	3	0	28		
03 Giancarlo Rosado	1-3	0-0	0-0	0-0	0	2	1	1	1	1	0	13		
11 Michael Forrest	4-7	3-6	0-0	0-0	0	1	11	0	0	0	0	17		
12 Jalen Gaffney	0-3	0-2	0-0	0-4	0	0	1	0	0	0	0	16		
23 Brandon Weatherspoon	2-5	0-3	0-0	2-5	7	2	4	4	2	0	1	22		
TEAM				1-1	2									
Totals	21-50	8-27	12-16	12-28	40	14	62	12	12	2	1	200		
TOTAL FG%	1st Half: 9-24	37.5%	2nd Half: 12-26	46.2%	Game: 42.0%									
3-Pt. FG%	1st Half: 3-14	21.4%	2nd Half: 5-13	38.5%	Game: 29.6%									
F Throw %	1st Half: 1-2	50.0%	2nd Half: 11-14	78.6%	Game: 75.0%									

HOME TEAM: Tennessee 25-11														
	FG	3PT	FT	REBS	PF	TP	A	O	BI	St	Min			
13 Olivier Nkamhoua	f	2-9	0-2	2-4	3-1	4	2	6	4	0	0	1	26	
33 Uros Plavsic	f	4-10	0-0	1-1	1-1	2	3	8	0	2	0	0	17	
03 Jahmai Mashack	g	3-6	0-1	1-4	2-2	4	7	1	0	0	2	28		
23 Santiago Vescovi	g	3-11	3-9	0-0	1-6	7	3	9	4	1	0	1	36	
30 Josiah-Jordan James	g	3-11	2-6	2-2	4-2	6	10	2	0	0	2	34		
00 Jonas Aidoo	4-5	0-0	2-3	3-4	7	4	10	1	2	1	0	21		
02 Julian Phillips	0-2	0-2	0-0	0-1	1	1	0	0	0	0	0	12		
04 Tyreke Key	2-9	1-3	0-0	1-1	2	5	0	0	1	0	1	25		
11 Tobie Awaka	0-0	0-0	0-0	0-0	0	0	0	0	0	0	0	1		
TEAM				2-1	3									
Totals	21-63	6-23	7-12	17-39	36	55	12	6	1	7	200			
TOTAL FG%	1st Half: 10-32	31.3%	2nd Half: 11-31	35.5%	Game: 33.3%									
3-Pt. FG%	1st Half: 3-9	33.3%	2nd Half: 3-14	21.4%	Game: 26.1%									
F Throw %	1st Half: 4-6	66.7%	2nd Half: 3-6	50.0%	Game: 58.3%									

Officials: A.J. Desai, Brian Dorsey, Larry Sciotto
Technical: FAU-None, Tennessee-Uros Plavsic (2nd, 7:22).
Attendance: 19,624

Score by Periods	1st	2nd	Total
Florida Atlantic	22	40	62
Tennessee	27	28	55

2024 Midwest Region — First Round				
#15	Saint Peter's (19-14)	49		
#2	Tennessee (25-8)	83		
March 21, 2024 • Spectrum Center • Charlotte, N.C.				

For the third consecutive season, Tennessee claimed a first-round victory in the NCAA Tournament, this time with an 83-49 decision against Saint Peter's.

Sixth-ranked Tennessee led wire-to-wire at Spectrum Center and got a game-best 23 points from fifth-year guard Dalton Knecht. The triumph was the 200th for head coach Rick Barnes at Tennessee, making him the 19th coach to hit that number at two DI schools.

The Volunteers scored the first seven points in the opening two-and-a-half minutes to immediately grab control and shortly thereafter used a 19-2 run in 7:10 to push the lead all the way to 22, 29-7, with 7:04 on the timer. Junior forward Jonas Aidoo had 13 points on a perfect 5-of-5 field-goal clip at that time. Meanwhile, Saint Peter's shot 3-of-20, including 1-of-10 from deep, through the first 13 minutes.

Tennessee went on a 14-2 spurt in 3:48 late in the first session to go up by 29, 46-17, with 55 ticks left in the frame. The Peacocks hit a 3-pointer at the buzzer to make it 46-20 at the intermission.

The Volunteers stretched their margin to a then-game-best 33, 65-32, with 12:29 remaining. They went scoreless for the next four-plus minutes, but conceded just six points during that stretch and never let the Peacocks seriously challenge them the rest of the way.

Tennessee went up by as many as 36 points multiple times and claimed a 34-point triumph, its second-largest in NCAA Tournament play and the biggest by any SEC team since March 21, 2019.

Knecht, who recorded 20-plus points for the 14th time in the last 19 affairs, shot 8-of-15 from the floor, including 4-of-8 beyond the arc. He also led all players with eight rebounds in his 29 minutes of action.

Junior guard Zakai Zeigler, in a showdown with his half-brother, Armoni, recorded the first points/assists double-double by a Volunteer in NCAA Tournament play. He totaled 11 points and 10 assists, the latter the fourth-most ever by a Tennessee player in the NCAA Tournament, while committing just two turnovers.

Aidoo finished with 15 points on 5-of-6 field-goal shooting, grabbed three rebounds and blocked three shots to enter the top three on the school's single-season leaderboard.

Senior guard Latrell Reid finished as the lone Peacock with double-digit points, tallying 17 on a 6-of-13 clip in the setback.

Every other player on Saint Peter's combined to shoot 10-of-42, as the team went 16-of-55 (29.1 percent) overall. The Peacocks did not hit a 3-pointer in the second half and finished 4-of-24 (16.7 percent).

Tennessee had a 28-13 edger in bench points and a 47-21 margin in rebounds, leading to a 14-4 ledger in second-chance points.

VISITORS: Saint Peter's 19-14														
	FG	3PT	FT	REBS	PF	TP	A	O	BI	St	Min			
03 Corey Washington	f	1-9	0-3	0-2	0-1	4	2	0	0	0	2	25		
06 Michael Houge	f	1-8	0-3	4-4	1-0	1	3	6	0	2	0	18		
35 Mouhamed Sow	f	1-5	0-2	0-0	1-3	4	2	2	0	0	1	21		
00 Latrell Reid	g	6-13	1-4	4-4	1-2	3	17	1	2	0	0	30		
02 Marcus Randolph	g	3-9	1-5	2-2	0-1	2	9	1	0	0	0	27		
04 Roy Clarke	3-5	1-3	0-1	1-1	2	1	7	1	1	0	1	29		
01 Brent Bland	1-3	0-0	0-0	0-1	4	3	0	0	0	0	0	13		
15 Stephon Roberts	0-1	0-0	3-6	3-2	5	2	3	0	0	1	0	19		
05 Armoni Zeigler	0-2	0-1	0-0	0-0	0	0	0	0	0	0	0	16		
10 Elijah Wood	0-0	0-0	0-0	0-0	0	0	0	0	0	0	0	3		
TEAM				1-2	3									
Totals	16-55	4-24	13-19	8-13	21	22	49	3	6	1	4	200		
TOTAL FG%	1st Half: 7-30	23.3%	2nd Half: 9-25	36.0%	Game: 29.1%									
3-Pt. FG%	1st Half: 4-15	26.7%	2nd Half: 0-9	0.0%	Game: 16.7%									
F Throw %	1st Half: 2-7	28.6%	2nd Half: 11-12	91.7%	Game: 68.4%									

HOME TEAM: Tennessee 25-8														
	FG	3PT	FT	REBS	PF	TP	A	O	BI	St	Min			
00 Jonas Aidoo	f	5-6	0-0	5-9	1-5	6	15	1	1	3	0	20		
03 Dalton Knecht	g	8-15	4-8	3-4	1-7	8	23	1	2	0	0	29		
05 Zakai Zeigler	g	3-6	3-5	2-2	0-2	2	11	10	2	0	1	31		
23 Santiago Vescovi	g	2-5	2-4	0-0	0-4	3	6	0	0	2	0	25		
30 Josiah-Jordan James	g	0-2	0-1	0-0	3-25	2	0	3	2	1	3	22		
11 Tobie Awaka	3-4	0-0	2-2	1-3	4	2	8	1	0	0	0	10		
13 Jahmai Mashack	1-4	1-2	1-2	1-5	6	2	4	0	0	1	0	21		
02 Jordan Gainey	2-4	1-3	1-2	0-0	3	6	3	2	0	0	0	22		
13 J.P. Estrella	2-4	0-0	2-2	1-0	1	6	0	2	0	0	0	8		
01 Freddie Dilione V	1-2	0-0	0-0	0-0	0	2	0	0	1	0	0	3		
12 Cade Phillips	0-0	0-0	0-0	1-1	2	0	0	0	0	0	0	3		
04 Cameron Carr	0-1	0-1	2-2	0-1	1	2	0	1	0	0	0	3		
23 Grant Hurst	0-0	0-0	0-0	0-0	0	1	0	0	0	0	0	1		
35 Collin Coyne	0-0	0-0	0-0	0-0	0	0	0	0	0	0	0	1		
TEAM				4-4	8									
Totals	27-53	11-24	18-25	13-34	47	17	83	19	15	5	4	200		
TOTAL FG%	1st Half: 16-25	64.0%	2nd Half: 11-28	39.3%	Game: 50.9%									
3-Pt. FG%	1st Half: 4-9	44.4%	2nd Half: 7-15	46.7%	Game: 45.8%									
F Throw %	1st Half: 10-16	62.5%	2nd Half: 8-9	88.9%	Game: 72.0%									

Officials: Doug Simmons, Greg Evans, Jemel Spearman
Technical: FAU-Reid (1st, 3:32), Reid (2nd 0:49). Tennessee-Gainey (1st, 3:32).
Attendance: 18,037

Score by Periods	1st	2nd	Total
Saint Peter's	20	29	49
Tennessee	46	37	83

ALL-TIME NCAA TOURNAMENT GAME RECAPS

2024 Midwest Region — Second Round

#7	Texas (21-13)	58
#2	Tennessee (26-8)	62

March 23, 2024 • Spectrum Center • Charlotte, N.C.

Tennessee clinched its second straight Sweet 16 appearance, its second time doing so in program history, with a 62-58 win over Texas.

Fifth-year guard Dalton Knecht, who iced the game with four late free throws, scored a game-high 18 points for sixth-ranked Tennessee, which led for over 36 minutes and forced 17 turnovers.

The Volunteers forced six turnovers in the first 7:40 and went 4:23 without allowing a point. Shortly after, Tennessee went on a 6-0 run in 1:27 to go ahead by eight with 9:39 on the clock, but the Longhorns responded with a 9-2 burst in 2:40 to make it 18-17 at the 6:38 mark.

Tennessee answered back with 10 straight points in 4:54 to go ahead by 11, 28-17, with 1:28 to go in the frame. A basket by Texas 25 seconds later ended a 5:19 scoreless drought and capped the first-half scoring, as the Volunteers entered the break up by nine, 29-20.

A 9-2 advantage in points off turnovers and a 7-of-8 (87.5 percent) free-throw mark helped Tennessee overcome a 10-of-35 (28.6 percent) field-goal ledger, including a 1-of-13 (7.7 percent) tally from 3-point range that featured 11 misses to open the contest.

The Volunteers pushed their lead to a game-best 12 points, 40-28, on a third-chance basket with 12:59 remaining. Texas countered with a 14-5 spurt to get it to 45-42, with 7:15 to go. Tennessee tallied eight of the next 10 points, including hitting back-to-back 3-pointers after going 1-of-21 through 34-plus minutes, to make it 53-44 with 4:23 left.

Texas again clawed back, this time using a 9-2 run in 2:18 to get the margin down to two, 55-53, with 1:53 on the timer. The Longhorns went on to trim the deficit to one, 56-55, with 34 ticks left.

Aidoo knocked down two free throws with 24.3 seconds to play and then, after a Tennessee stop, Knecht hit two with 8.8 on the clock, extending the cushion to five, 60-55. Texas junior guard Tyrese Hunter drilled a 3-pointer with 4.2 ticks to go, but Knecht made two more free throws—each of the Volunteers' six makes in the closing 25 seconds were one-and-ones—with 3.8 seconds left to seal the victory.

In addition to pacing all players in scoring, Knecht also co-lead the game in rebounding, as he pulled down nine boards. The Thornton, Colo., native, who moved into the top three on Tennessee's single-season scoring list, shot 7-of-8 at the line in the triumph. Aidoo scored 11 points and blocked two shots, while sophomore forward Tobe Awaka amassed 10 points on 4-of-5 shooting in just 11 minutes.

Fifth-year guard Josiah-Jordan James recorded nine points and matched Knecht with nine rebounds. Junior guard Zakai Zeigler stuffed the stat sheet with six points, a game-high seven assists and three steals while playing all 40 minutes. Fifth-year guard Santiago Vescovi also logged three steals, breaking the school's career record.

Hunter and sophomore guard Chendell Weaver scored 13 points apiece for Texas, while graduate student forward Dylas Disu had 12 and graduate student guard Max Abmas notched 10.

Tennessee posted a 36-20 edge in paint points and tripled up Texas in points off turnovers, 15-5. The Volunteers became the second team ever to win an NCAA Tournament game while shooting under 34.0 percent from the floor and under 12.5 percent from deep.

VISITORS: Texas 21-13

		FG	3PT	FT	REBS	PF	TP	A	TO	BI	St	Min
01	Dylan Disu	f	4-18	2-7	2-2	0-4-4	4	12	1	0	2	35
23	Dillon Mitchell	f	1-3	0-0	0-0	2-2-4	1	2	0	1	0	26
03	Max Abmas	g	3-10	2-6	2-2	0-8-8	2	10	2	4	1	34
04	Tyrese Hunter	g	6-11	1-3	0-0	1-5-6	3	13	2	6	0	38
09	Ithiel Horton	g	1-3	0-2	0-0	0-2-2	0	2	0	1	0	9
02	Chendell Weaver	g	3-7	1-3	6-6	1-1-2	2	13	0	1	0	26
05	Kadin Shedrick	1-1	0-0	1-2	0-0-0	0	3	0	0	0	0	11
30	Brock Cunningham	1-2	1-2	0-0	2-1-3	4	3	1	3	0	0	21
TEAM					1-6-7							
Totals		20-55	7-23	11-12	7-29-36	16	58	6	17	3	5	200

TOTAL FG%	1st Half: 8-26 30.8%	2nd Half: 12-29 41.4%	Game: 36.4%
3-Pt. FG%	1st Half: 2-9 22.2%	2nd Half: 5-14 35.7%	Game: 30.4%
F Throw %	1st Half: 1-2 50.0%	2nd Half: 10-10 100%	Game: 94.7%

HOME TEAM: Tennessee 26-8

		FG	3PT	FT	REBS	PF	TP	A	TO	BI	St	Min
00	Jonas Aidoo	f	4-10	0-0	0-4	0-4-4	1	11	3	2	1	32
03	Dalton Knecht	g	5-16	1-8	7-8	3-6-9	2	18	1	3	0	37
05	Zakai Zeigler	g	2-12	1-8	1-2	0-4-4	0	6	7	4	0	34
25	Santiago Vescovi	g	1-4	0-3	0-0	0-4-4	3	2	0	0	0	20
30	Josiah-Jordan James	g	4-8	1-2	0-0	4-5-9	3	9	0	1	0	28
11	Tobe Awaka	4-5	0-0	2-2	4-1-5	4	10	0	1	1	0	11
15	Jahmi Mashack	1-1	0-0	0-0	2-1-3	2	2	0	0	0	0	16
02	Jordan Gainey	1-5	0-4	2-2	0-2-2	0	4	0	0	0	2	15
13	J.P. Estrella	0-0	0-0	0-0	0-0-0	0	0	0	0	0	0	2
TEAM					1-1-2							
Totals		22-65	3-25	15-18	14-28-42	15	62	11	12	3	9	200

TOTAL FG%	1st Half: 10-35 28.6%	2nd Half: 12-30 40.0%	Game: 33.8%
3-Pt. FG%	1st Half: 1-3 7.7%	2nd Half: 2-12 16.7%	Game: 12.0%
F Throw %	1st Half: 7-8 87.5%	2nd Half: 8-10 80.0%	Game: 83.3%

Officials: Terry Oglesby, Verne Harris, Tommy Morrissey

Technical: Texas-None. Tennessee-None.

Attendance: 18,382

Score by Periods	1st	2nd	Total
Texas	19	39	58
Tennessee	28	34	62

2024 Midwest Region — Semifinal

#3	Creighton (25-10)	75
#2	Tennessee (27-8)	82

March 29, 2024 • Little Caesars Arena • Detroit, Mich.

Tennessee defeated No. 11-ranked Creighton, 82-75, to earn the second Elite Eight appearance in program history.

Fifth-year guard Dalton Knecht scored a game-high 26 points for sixth-ranked Tennessee, which played without Santiago Vescovi (flu).

Neither team led by over four in the opening half. After a 2-of-7 start from 3-point range, Creighton made four of its next five attempts to go ahead, 33-29, with 2:21 on the timer. The Volunteers tallied the next five points to go back in front 1:24 later, but the Bluejays scored the final basket of the frame to take a 35-34 edge at the break.

Tennessee had an 8-0 edge in points off turnovers a 7-0 tally in bench points and a 3-0 margin in fast-break points in the first half.

The Volunteers created separation early in the second half, blitzing Creighton with an 18-0 run in just 4:50 to claim a 16-point lead, 55-39, with 13:59 remaining. They held the Bluejays scoreless for 5:25.

Creighton responded with a 20-7 surge in 6:07 to make it 62-59 with 6:04 to play. Knecht then drilled back-to-back 3-pointers, with Creighton making one in between, to double the lead with 4:32 to go.

A layup by the Bluejays made it 68-64 with 4:17 on the clock, but they never got any closer. A three-point play by sophomore forward Tobe Awaka pushed the margin to seven, 71-64, with 1:39 remaining, with his free throw igniting a stretch during which Tennessee went 7-of-8 at the line to extend the lead to 11, 77-66, with 30.6 ticks left.

Creighton hit three 3-pointers in 13 seconds, the first snapping a drought of 3:58 without a basket, to get within five, 80-75, but Knecht made two free throws with 4.9 seconds on the clock to seal the win.

In addition to scoring 26 points, his 12th time with 25-plus this season, Knecht grabbed six rebounds, had five assists, notched two steals and blocked one shot. He became the 12th DI player, including the second from the SEC, to post that line in an NCAA Tournament contest. He went 3-of-7 on 3-pointers and 7-of-8 at the line.

Junior guard Zakai Zeigler scored 18 points and led all players with six assists. He played all 40 minutes for the second straight game and committed just one turnover, while shooting 3-of-6 from long range.

Fifth-year guard Josiah-Jordan James tallied 15 points, finishing 4-of-6 from the field, 3-of-5 beyond the arc and a perfect 4-of-4 at the line. Junior guard Jahmi Mashack, who started in place of Vescovi, led all players with a co-career-best eight rebounds.

Baylor Scheieman scored 25 points to pace the Bluejays, shooting 8-of-19 from the floor, 4-of-9 on 3-pointers and an unblemished 5-of-5 on free throws. Fellow senior guard Steven Ashworth totaled 16 points, going 6-of-9 overall, including 4-of-6 from deep.

Senior center Ryan Kalkbrenner notched 14 points and a co-team-high seven rebounds for Creighton, matching junior guard Trey Alexander, who scored 13 points, in the latter category. The Volunteers held Alexander to 1-of-10 field-goal shooting through 39 minutes.

The Volunteers forced nine turnovers and committed a season-low four, their fewest ever in NCAA Tournament play, leading to a 10-0 tally in points off giveaways. They went nearly 28 minutes—from 10:19 of the first half to 2:45 of the second half—without a turnover.

Tennessee had an 18-5 ledger in fast-break points and a 15-4 edge in bench points. It led for 29:02 and trailed for just 7:18 in the win.

VISITORS: Creighton 25-10

		FG	3PT	FT	REBS	PF	TP	A	TO	BI	St	Min
13	Mason Miller	f	1-1	1-1	0-0	0-2-2	2	3	0	0	0	19
11	Ryan Kalkbrenner	c	6-12	0-1	2-3	0-7-7	2	14	0	2	2	40-
01	Steven Ashworth	g	6-9	4-6	0-0	0-3-3	3	16	4	1	0	33
23	Trey Alexander	g	3-12	2-4	5-5	1-6-7	3	13	6	3	0	37
55	Baylor Scheieman	g	8-19	4-9	5-5	1-5-6	2	25	2	0	0	40-
00	Francisco Farabello	0-3	0-2	0-0	0-1-1	4	0	0	0	0	0	12
00	Jasen Green	0-0	0-0	0-0	3-3-6	1	4	1	0	0	0	0
TEAM					2-0-2							
Totals		26-58	11-23	12-13	7-27-34	17	75	13	9	2	1	200

TOTAL FG%	1st Half: 13-29 44.8%	2nd Half: 13-29 44.8%	Game: 44.8%
3-Pt. FG%	1st Half: 6-14 42.9%	2nd Half: 5-9 55.6%	Game: 47.8%
F Throw %	1st Half: 3-4 75.0%	2nd Half: 9-9 100%	Game: 92.3%

HOME TEAM: Tennessee 26-8

		FG	3PT	FT	REBS	PF	TP	A	TO	BI	St	Min
00	Jonas Aidoo	f	2-8	0-0	0-0	1-3-4	1	4	0	0	0	17
03	Dalton Knecht	g	8-21	3-7	7-8	1-5-6	1	26	5	0	1	38
05	Zakai Zeigler	g	6-14	3-6	3-5	0-4-4	0	18	6	1	0	40
15	Jahmi Mashack	g	2-5	0-2	0-0	0-3-8	4	4	2	2	2	25
30	Josiah-Jordan James	g	4-6	3-5	4-4	1-3-4	2	15	2	0	1	37
02	Jordan Gainey	3-5	1-3	0-0	1-1-2	2	7	0	1	1	0	15
11	Tobe Awaka	2-7	0-0	1-1	2-3-5	3	5	0	0	0	0	21
13	J.P. Estrella	0-0	0-0	0-0	0-0-0	0	0	0	0	0	0	2
01	Freddie Dillone V	0-0	0-0	0-0	0-0-0	1	0	1	0	0	0	3
43	Cameron Carr	1-1	1-1	0-0	0-1-1	0	3	0	0	0	0	2
TEAM					1-1-2							
Totals		28-67	11-24	15-18	12-24-36	14	82	16	4	5	2	200

TOTAL FG%	1st Half: 14-34 41.2%	2nd Half: 14-33 42.4%	Game: 41.8%
3-Pt. FG%	1st Half: 5-10 50.0%	2nd Half: 6-14 42.9%	Game: 45.8%
F Throw %	1st Half: 1-2 50.0%	2nd Half: 14-16 87.5%	Game: 83.3%

Officials: Tony Padilla, Joe Lindsay, Matt Potter

Technical: Creighton-None. Tennessee-None.

Attendance: 18,574

Score by Periods	1st	2nd	Total
Creighton	35	40	75
Tennessee	34	48	82



ALL-TIME NCAA TOURNAMENT GAME RECAPS

2024 Midwest Region — Final			
#2	Tennessee (27-9)	66	
#1	Purdue (33-4)	72	

March 31, 2024 • Little Caesars Arena • Detroit, Mich.

Tennessee took an 11-point first-half lead in its Elite Eight matchup with third-ranked Purdue, but came up just short, 72-66.

Fifth-year guard Dalton Knecht had 37 points, the most ever by a Volunteer in the NCAA Tournament, as sixth-ranked Tennessee nearly rallied back from an eight-point deficit with under 11 minutes to go.

The Volunteers hit five shots in a row early in the first half to build a 17-12 edge with 14:09 on the clock, at which time Knecht already had 10 points. They then went scoreless for 5:35, as Purdue tallied seven straight points to go up by two, but Tennessee countered with back-to-back 3-pointers, taking a 23-19 with 7:52 left before the break.

The consecutive long-range shots sparked a 15-2 surge in just 3:23, as Tennessee claimed a game-best 11-point edge, 32-21, with 5:11 on the clock. At that time, Tennessee was 7-of-10 from deep—including a perfect 4-of-4 clip for Knecht, who then owned 16 points and capped the run with back-to-back triples—while the Boilermakers 1-of-7.

Purdue answered back with 13 straight points in 3:41, including four straight makes, to regain a two-point lead, 34-32, with 1:24 to go in the half. It led, 36-34, at the break despite only one made 3-pointer.

The Boilermakers scored the first basket of the second half, but Knecht then tallied five points in 24 seconds to put Tennessee ahead by one, 39-38, with 19:01 to go. The Volunteers then went 5:46 without a field goal, as Purdue notched a 9-2 run to go up 47-41 with 13:54 remaining. Tennessee answered shortly thereafter with five points in 19 seconds to get the margin down to one, 47-46, with 12:57 to play.

Purdue tallied the next seven points in 101 seconds to grab its biggest lead, 54-46, with 10:54 remaining, but Tennessee scored the next seven in just 63 ticks, sparking a 10-2 push, capped by a Knecht 3-pointer, in 2:58 to level the score at 56 with 7:06 on the clock.

With under five minutes left and the score even at 58, Purdue used a 10-2 burst in 3:14 to go up by eight, 68-60, with 1:46 left. It held Tennessee, which had multiple chances to take the lead, without a field goal for 4:13. The Volunteers twice cut it to five, but got no closer.

Knecht, the first Volunteer ever to record six 35-point showings in a season, shot 14-of-31, including 6-of-12 from 3-point range. His showing marked the sixth-highest single-game point total ever by an SEC player in the NCAA Tournament contest and marked the second time in the last two decades a player from the league had 37-plus.

Junior guard Zakai Zeigler totaled nine points and a game-best eight assists, while fifth-year guard Josiah-Jordan James scored eight points on 3-of-4 shooting, including hitting both his 3-pointers.

Purdue senior center Zach Edey led all scorers with a career-high 40 points, the most by a Tennessee opponent in over 15 years. He shot 13-of-21 from the floor and 14-of-22 at the line, as well as pulled down a game-best 16 rebounds. Sophomore guard Fletcher Loyer added 14 points, but the Volunteers limited him to 4-of-12 shooting.

Tennessee shot 11-of-26 from deep and limited Purdue to a 3-of-15 ledger, plus totaled a 20-7 cushion in points off turnovers, but the Boilermakers had a 40-24 lead in paint points. Tennessee committed 25 fouls, leading to a 21-of-33 free-throw ledger for Purdue.

NOTE: Purdue lost to No. 1-seeded Connecticut in the NCAA final.

VISITORS: Tennessee 27-9												
	FG	3PT	FT	REBS	PF	TP	A	TO	Bl	St	Min	
00 Jonas Aidoo	f 0-4	0-0	0-0	1-1-2	3	0	2	1	0	1	10	
03 Dalton Knecht	g 14-31	6-12	3-4	0-3-3	1	37	1	3	0	1	37	
05 Zakai Zeigler	g 3-12	1-8	2-5	1-3-4	2	9	8	1	0	0	39	
15 Jahmai Mashack	g 0-1	0-1	2-2	0-3-3	5	2	2	0	0	1	19	
30 Josiah-Jordan James	g 3-4	2-2	0-0	1-3-4	4	8	1	1	2	3	33	
11 Tobe Awaka	1-3	0-0	0-0	2-2-4	5	2	0	0	1	1	13	
25 Santiago Vescovi	0-2	0-1	0-0	1-1-2	1	0	0	0	0	0	13	
02 Jordan Gainey	2-4	2-2	0-0	0-0-0	1	6	1	0	1	1	20	
13 J.P. Estrella	1-1	0-0	0-0	0-1-1	3	2	0	0	0	0	15	
TEAM				0-3-3								
Totals	24-62	11-26	7-11	6-20-26	25	66	17	7	4	8	200	
TOTAL FG%	1st Half: 12-32 37.5%	2nd Half: 12-30 40.0%	Game: 38.7%									
3-Pt. FG%	1st Half: 7-13 53.8%	2nd Half: 4-13 30.8%	Game: 42.3%									
F Throw %	1st Half: 3-5 60.0%	2nd Half: 4-6 66.7%	Game: 63.6%									

HOME TEAM: Purdue 33-4												
	FG	3PT	FT	REBS	PF	TP	A	TO	Bl	St	Min	
04 Trey Kaufman-Renn	f 1-1	0-0	0-1	0-1-1	2	2	0	1	0	0	14	
15 Zach Edey	c 13-21	0-0	14-22	5-11-16	1	40	1	2	1	1	39	
02 Fletcher Loyer	g 4-12	1-5	5-6	0-3-3	3	14	4	1	0	2	34	
05 Braden Smith	g 3-6	1-3	2-4	1-6-7	2	9	7	3	0	1	36	
55 Lance Jones	g 3-8	1-4	0-0	0-4-4	2	7	1	2	1	1	34	
23 Camden Heide	0-0	0-0	0-0	0-0-0	1	0	0	0	0	0	12	
00 Mason Gillis	0-3	0-2	0-0	2-6-8	1	0	3	1	0	0	26	
05 Myles Colvin	0-2	0-1	0-0	0-1-1	0	0	0	0	0	0	4	
TEAM				5-2-7								
Totals	24-53	3-15	21-33	13-34-47	12	72	16	10	2	5	200	
TOTAL FG%	1st Half: 13-30 43.3%	2nd Half: 11-23 47.8%	Game: 45.3%									
3-Pt. FG%	1st Half: 1-8 12.5%	2nd Half: 2-7 28.6%	Game: 20.0%									
F Throw %	1st Half: 9-13 69.2%	2nd Half: 12-20 60.0%	Game: 63.6%									

Officials: Ronald Groover, Ray Natili, Marques Pettigrew
Technical: Creighton-None, Tennessee-None.
Attendance: 18,577

Score by Periods	1st	2nd	Total
Tennessee	34	32	66
Purdue	36	36	72

VOLMANAC





By Ben Byrd

"Intercollegiate basketball will make its initial appearance in Knoxville tonight when in the YMCA gymnasium at the University of Tennessee, the Volunteers will meet the five hailing from the Central University of Kentucky at Danville."

— *The Knoxville Journal and Tribune*
Thursday, Dec. 16, 1909

It had taken the new game invented by Dr. James Naismith 18 years to arrive on campus, but UT students were ready for it. A capacity crowd of 200 crammed into the box-like YMCA gym atop "The Hill" that night to watch the beginning of a new chapter in the school's athletics history. They came away excited and pleased, for the Vols won that historic game, 33-31, with an assist from a slow train from Kentucky. The Central Kentucky team was more than one hour late arriving at the gym. During the wait the fans were entertained, if one can call it that, by a skirmish between the UT women's team and the Central High girls, which was won by the Lady Bobcats 21-1.

The starting lineup for that first Tennessee team was composed of Howard Sandberg and DeWitt Welker at forwards, Jasper Ring at center, and Captain Solon Kipp and Earl Ketchen at guards. Sandberg, who stood all of 5-9 at his forward position, led the scoring with 13 points. The Vols were off and running.

The first two Tennessee teams did not have a coach, but in the program's third season, 1910-11, football coach Andrew A. Stone donned a second hat and served in that capacity. After that season the Vols moved their home court to the Downtown YMCA gym at the corner of Commerce and Vine, where both playing and practice conditions were better than those afforded by the little gym on The Hill. The early Vol teams were neither especially good nor particularly bad, generally hovering around the .500 mark against a mixed schedule of college and YMCA foes. But the 1913-14 team broke that pattern by recording a 15-2 won-lost record and the reason was the appearance on the scene of Tennessee's first genuine superstar cager.

Lum Reeder, the son of a Knox County sheriff, had honed his skills shooting at a basket that had been hung up for him at the county jail. Two-hand shots were the standard in those days, but young Lum broke with tradition and learned to unload deadly one-hand shots while on the move. He made his UT debut by scoring 27 points in his first game as a freshman forward, this in an era when entire teams averaged little more than 20 points per game. A few games later in that campaign he rang up 41 points in a 49-16 victory over Maryville College, a UT scoring record that stayed on the books until Carl Widseth scored 47 in a game against Auburn in 1956. Unfortunately for UT, his career was interrupted twice, once when he transferred to the University of Delaware where he made the All-Eastern team in 1916, and later by World War I.

Early Tennessee basketball teams played a game that would scarcely be recognizable to today's fans. The ball was returned to center court after each score for a center jump, thus interrupting the flow of play. The small gyms of the time often featured overhanging balconies which forced a lower trajectory on shots from the corner, and the home floor

advantage was a tangible reality and not just a psychological factor. Home teams furnished the referees in most instances, often from the ranks of their own former players. Reeder once protested a call in a game at Virginia and woke up a few minutes later stretched out on the floor. The referee also was the host school's heavyweight boxing champion!

There were no basketball scholarships then, and local youths made up a large percentage of the Vol squads. Reeder, Vic Klein, Lloyd Wolfe and Frank Callaway, all later Knoxville business or civic leaders, were among the outstanding cagers of the teens. Basketball was the only UT sport to stay at it through the WWI years, although many of the better players, including Reeder, were away in service. The 1917-18 team played a nine-game schedule, winning two, losing six, and tying one. The deadlock came about when the Maryville College team, enraged by a call that had enabled the Vols to tie the game at the end, walked off the floor and refused to return for an overtime period.

1920s:

Ups And Downs

The basketball team finally had an on-campus home of its own when Jefferson Hall was built at the site of the old Waite Field at the corner of Cumberland Avenue and Fifteenth Street in time for the opening of the 1922-23 season. The cage program appeared to have gotten an immediate lift from the new arena as the '23 team went 15-2, led by such stalwarts as David Beane, Roe Campbell and Earl Keister. That team was perhaps the best-equipped to make a run at the Southern Conference championship of any of the 1920s Volunteer teams, but its best player, Beane, was declared academically ineligible shortly before the conference tournament, and the Vols lost in the first round to the University of Georgia Bulldogs.

Head football coaches had continued to serve as head basketball coaches through the teens and early 1920s, but Robert R. Neyland put a stop to that practice when he succeeded M.B. Banks as the head grid coach in 1926. Neyland put the basketball job off on his end coach and good friend, Bill Britton. The Britton era of UT basketball was largely a win-some, lose-some operation except for the memorable season of 1927-28, which produced the only winless varsity team in UT history. The Vols of that infamous campaign finished 0-12, despite boasting one of the South's finest players in center Elvin Butcher. With Butcher playing brilliantly, the Vols had a narrow escape in their season-finale with Vanderbilt at Jefferson Hall, leading most of the game before Vandy pulled out a 28-26 decision at the end.

Stars from the great football teams of the late 1920s and early 1930s, Bobby Dodd, Buddy Hackman, Beattie Feathers and Hugh Faust were among the grid standouts who doubled as cagers in the winter. But the teams remained rather ordinary, for the most part, and when the Southeastern Conference was formed in 1933, the UT program was no better than middle-of-the-pack in this new league.

Clevenger Leads Vols to First Winning Season and an Undefeated Campaign

World War I didn't give college students much to cheer about, as all collegiate sports on the University of Tennessee campus came to a halt - all of them except basketball. Many college athletes left the athletic scene to turn their focus on fighting for the United States. During that same time, Tennessee basketball produced some of its finest years as a young program in search of success.

After struggling through the pioneer years of Tennessee basketball, the Vols finally broke through during the 1913-14 season, finishing with a 15-2 record under coach Zora G. Clevenger. The Vols cruised past several area colleges, including Maryville, Carson-Newman and Chattanooga, as well as future conference foe Alabama. Two YMCA teams were on the schedule, and even a Feb. 3 contest with Knoxville High School created interest. The game, however, was less than a showdown as the Vols crushed KHS 52-18.

The only losses of the 1913-14 season were consecutive setbacks to Kentucky on back-to-back days. In the middle of a road trip in which Tennessee played six games in six days, Kentucky defeated the Vols by scores of 20-14 and 20-18. Still, the Volunteer basketball program was enjoying its first taste of success.

The following season was another respectable campaign for Tennessee, as Clevenger's troops went 9-2 on the season. Over one-third of the schedule was spent playing the Vols' new rival, Kentucky. The Vols split a four-game series with Kentucky, winning both games in Knoxville while losing both in Lexington.

Perhaps the pinnacle of the early years of Tennessee basketball came during the 1915-16 season, Clevenger's final season as the Vols' coach. But it was one to remember, as the nine players on the squad put Tennessee basketball on the map. UT finished the season with a perfect 12-0 record and was recognized as the best team in the South. It still stands as Tennessee's only basketball season without a loss.

During the perfect season, the Vols won by an average of more than 15 points per game. They capped off the year with a five-day, five-game road trip through Kentucky. The trip was started with a 63-33 victory over Cumberland College, the Vols' largest margin of victory, and finished with a two-point win over Transylvania, UT's smallest margin of victory. The road trip included a 28-17 win over Kentucky, the only meeting between the schools that season.

In a three-season span, Tennessee produced a 36-4 record. All four losses came at the hands of basketball powerhouse Kentucky. Other than the men in blue, the Vols swept through the rest of the South. Those three seasons were just what the Vols needed to jump-start memorable years to come for Tennessee basketball.

1930s:

First All-American Brings First SEC Crown

A number of events took place in the mid-1930s that combined to move Tennessee into the front ranks of college basketball. First, Neyland took a year's leave from UT to rejoin the Army for duty in Panama. That moved Britton into the head football coaching position for the season of 1935 and prompted the school, for the first time, to hire a full-time basketball coach in Blair Gullion (pronounced: GULL-yin), a former Purdue player. When Gullion reported for preseason practice in the fall of 1935, he was greeted by perhaps the three best players ever to adorn a Volunteers roster at the same time: senior center Harry Anderson, junior forward Floyd "Biggy" Marshall and junior guard Gene Johnson.

Responding positively to the new coach's strict discipline and emphasis on the basics, the 1935-36 Vols posted a 12-6 regular-season record that included the Vols' first-ever win over an Adolph Rupp-coached Kentucky team. Here another happenstance entered into the picture. UT was now playing its home games at the Alumni Memorial Gymnasium just north of the football stadium, Jefferson Hall having burned down a couple of years earlier. By good fortune the SEC postseason championship tournament was held at Alumni Gym in March of 1936, giving Gullion's troops the home floor advantage to go along with their considerable playing skills. The time had arrived for the basketball Vols to step forward.

They did. After blowing past Auburn in the first test, the Vols ousted pre-tourney favorite Kentucky in the semi-finals, 39-28, the same score by which they had beaten the Wildcats in regular-season play. In the championship game with Alabama, they fell behind badly with just two minutes left in the first half, trailing by the rather embarrassing score of 13-4. This was the last season that college basketball was played under the old center-jump rule, and it was the agile Anderson's ability at winning the tip that enabled the Vols to rally. With the captain controlling the tip on every possession, the Vols reeled off seven straight points

to cut the halftime lead to 13-11. Tennessee then took command in the second half to win 29-25 and bring the school its first SEC championship; in no other season and in no other sport had Tennessee won an SEC title until March 2, 1936.

The triumph established basketball as a major sport on campus. Anderson became UT's first All-American and he, Marshall and Johnson were elevated to hero status formerly reserved for football stars. All over Knoxville backyard baskets sprang up, and for the first time Dr. Naismith's crazy game had become a local craze.

But the man who had put UT on the college cage map didn't stay around to build on his success. After three seasons at the Vol helm, Gullion abruptly resigned a few weeks before the 1938-39 season to take a similar position at Cornell. He was succeeded by a proven veteran who had previously enjoyed successful tenures at Kentucky and Miami of Ohio, John Mauer.

Anderson is UT's First All-American

When Harry Anderson walked out of Alumni Gym on March 2, 1936, he left the building a winner. Wearing an orange jersey with "Vols" scripted across his chest for the last time, Anderson had just led Tennessee to its first SEC championship.

While Anderson played before Tennessee's modern records, he remains one of the greatest players ever to suit up for Tennessee. And he was Tennessee's first All-American honoree.

Anderson, who was a 6-foot-3 center, was joined by teammates Floyd "Biggy" Marshall and Gene Johnson as perhaps the best trio of UT basketball players to ever hit the hardwood in one season. Although Anderson's size was short compared to today's standards for big men, Anderson could dominate a game due to his outstanding leaping ability. His bread and butter, though, was his uncanny pursuit of jump balls at mid-court.

"No one who played in the SEC in our time had as much leaping ability as Harry," Marshall once said of his former teammate.

During Anderson's playing days, each time a team scored a basket, the ball was reset at half court and a jump ball was conducted. Anderson's control of jump balls was the key to UT's run through the 1936 SEC Tournament.

The Vols had beaten Auburn and Kentucky to get to the finals against Alabama. Tennessee trailed 13-4 with two minutes remaining in the first half before Anderson brought the Vols back into the game. He controlled every tip for the remainder of the half, allowing UT to cut the deficit to 13-11. The Vols went on to win the game 29-25 and claim their first SEC championship in any sport.

Anderson's dominating performance in the SEC Championship and his regular-season success opened eyes and earned him a spot on the Converse All-American team. It was the first time a UT basketball player had earned such an honor.

Also a track star, Anderson was inducted into the Tennessee Sports Hall of Fame in 1999.

1940s:

Mauer Leads Vols to Two SEC Titles

The momentum that Gullion had established didn't miss a beat under Mauer. The new coach found the nucleus of a future championship team already on hand in sophomore guard Gilbert Huffman, sophomore center Frank Thomas and freshman forward Bernie Mehen. Two seasons later that trio led the Vols to the 1941 SEC championship with a 36-33 win over top-seeded Kentucky in the finals of the conference tourney at Louisville, Ky. Mehen, called "Houdini" because of his ball-handling wizardry, became the school's second All-American and Huffman the third.

Mauer then chalked up a second SEC title two years later, when his 1942-43 team, led by center Dick Mehen, Bernie's younger brother, handed Kentucky another stunning upset loss in the tourney finals at Louisville, 33-30, with Dick Mehen scoring 18 points.

The Mauer years were a time of plenty for UT basketball. In addition to the two conference titles, the big, jovial coach authored one of the great Vol cage victories of all time when his '41-42 team put an end to then-No. 1-ranked Long Island University's 23-game win streak, 36-33, in the Sugar Bowl Tournament. When he left to take the Army coaching job after the 1946-47 season, Mauer departed with an eight-season record of 127 wins and only 41 losses for a .756 winning percentage, highest ever by a Vol coach.

Emmett Lowery, another former Purdue star, succeeded Mauer in 1947 and brought a new dimension to Tennessee basketball. An acknowledged master of the fast-break offense, Lowery soon had the Vols racing up and down the floor at full steam. Led by a holdover standout from the Mauer

OUTLOOK

PLAYERS

STAFF

REVIEW

RESULTS

RECORDS

HONORS

POSTSEASON

VOLMANAC

MEDIA INFO



PROGRAM HISTORY

regime, forward Paul (Lefty) Walther, the new coach's first two Vol teams posted records of 20-5 and 19-7 and drew capacity crowds at Alumni Gym with their entertaining style of play. Walther, who had joined the growing list of All-Americans, was part clown at heart, and his pre-game passing and dribbling antics often brought down the house.

Alumni Gymnasium Gives Vols The Best Homecourt In The Region

It was Dec. 17, 1932, and the season-opener was minutes away. Fans walked through the five arched doorways decorated with streetlights and tiny windows above. Inside, protected from the cold, nearly 400 spectators occupied the 3,200 wooden seats, most of which were lofted in the balcony more than 10 feet above the floor.

Although the crowd was somewhat small for Tennessee's first basketball game at the new Alumni Memorial Gymnasium, the Vols didn't hesitate to put on a show, pounding Lincoln Memorial University 41-18. The victory was the first of many at the new gym on The Hill, rated the best facility in the South in 1932.

Located on the south side of The Hill adjacent to the football field, Alumni Gym was built in 1931 to be the new basketball home of the Vols. UT alumni had wanted to build a memorial to those graduates who had lost their lives in World War I and the Spanish-American War. Thus, Alumni Memorial Auditorium-Gymnasium was built to take the place of Jefferson Hall as the campus' primary multi-purpose facility. Along with basketball, the gym was used for indoor physical education and auditorium events since the three-story facility was one of the largest buildings on campus at the time.

The interior of the facility fit the mold of a 1930s basketball gym. The basketball court was the centerpiece surrounded by three walls of seats and a stage serving as the fourth wall. A handful of rows were tucked below the balcony to provide outside seating, while the majority of the seats were located on the steep overhang above the floor. The stage, however, provided the opportunity to use the facility as an auditorium with a seating capacity of 3,800. Surrounding the gym were wings used for physical education. Each wing contained an auxiliary gymnasium suitable for handball and other intramural sports. But it's the basketball memories that keep the gym alive today.

1950s: Stars Wideth and Tormohlen Set Scoring and Rebounding Records

The Emmett Lowery era reached an early peak in January 1950 when his third Vol team put an end to Kentucky's five-year, 67-game winning streak within the Southeastern Conference, 66-53. Captain Art Burris outdueling his opposite center, the Wildcats' seven-foot Bill Spivey, with a 28-point performance as the Vols led from buzzer to buzzer. After the game, the overflow crowd stormed onto the court to lift Burris and the other Vol players for a victory ride to the dressing room in one of the wildest scenes UT basketball has ever produced.

The gentlemanly Lowery stayed on for 12 seasons, fashioning a solid winning record of 169-110 and developing such headline players as scoring champion Carl Wideth and his mid-1950s sidekick Ed Wiener, Herman Thompson, big Gene Tormohlen, the Vols' all-time rebound leader, and Dalen Showalter. His successor, longtime assistant John Sines, fared less well, and after his third season, 1961-62, ended in a 4-19 disaster, UT basketball underwent a historic coaching change.

Tormohlen: Chairman of the Boards

One thing about Tennessee basketball in the 1950s was that if a shot went up and didn't go in, Gene Tormohlen was almost a sure bet to bring down the rock. Grabbing a school-record 1,113 career rebounds will make you "Chairman of the Boards."

"Bumper," as he was referred to due to his physical play, was a master at rebounding. He helped turn rebounding into an art form during his college playing days. And although the post play was as physical as it gets, Tormohlen says it was his finesse that helped him own the boards.

"Rebounding is hard work," said Tormohlen, who is considered Tennessee's first accomplished big man. "There are certain ingredients you look for in rebounding, but the key is to go after every rebound as if it were yours."

From 1956-59, the 6-foot-8 Tormohlen owned the middle of the paint for the Vols. His art of rebounding became a trademark of sorts, making him a regular vacuum cleaner around the rim, as well as a two-time All-SEC performer. But what may be most impressive about his longstanding rebounding records at Tennessee is that Tormohlen accomplished all his

feats in a three-year career with the Vols. In his playing days, freshmen were limited to the freshman squad and only upperclassmen were welcome on the varsity.

Still, only three years of playing time didn't limit Tormohlen's potential or achievements. During the 1957-58 season, Tormohlen's junior year, he pulled down 384 boards for the season, a Tennessee record. His 372 rebounds his senior season ranks second on the school list. His name is on the list one more time for his sophomore campaign, when he grabbed 357, good enough for fourth. Sixteen times during his career he had at least 22 rebounds in a game. One time, while playing with a cut that required eight stitches on a shooting-hand finger, he scored 15 points and gathered 17 rebounds.

"I'm proud of the fact that I hold some of those rebounding records," Tormohlen said. "But I'll be honest, we didn't make many shots."

No matter how many shots Tennessee missed, "Bumper" was reliable enough to clean up the garbage under the rim. Tormohlen, who is a member of the Indiana Basketball Hall of Fame for having led tiny Holland High School to its first sectional championship as a sophomore in 1953.

He amazingly averaged 16.9 rebounds in his career with the Vols, another rebounding record. On the season average list, Tormohlen's senior year saw him grab an average of 17.7 boards per game for a UT record. He also earned Converse All-America honors that year for his accomplishments on the hardwood. His junior year he averaged 16.7, and his sophomore year he averaged 16.2 to sweep the top three spots on the season rebounding average list.

One rebounding record that Tormohlen does not hold at Tennessee is most rebounds in a single game. Herb Neff holds that honor for having grabbed 36 against Georgia Tech in 1952. However, Tormohlen ranks second with 31, third with 28 and fourth with 27. His name appears 16 times among the top-23 performances on the list.

"Rebounding is one thing in basketball that you can go after and it's not a selfish thing," he said. "It's hard work that benefits the team. We all played rough, but I always felt I could play against anybody."

Former Knoxville Journal writer Ben Byrd perhaps paid best tribute to Tormohlen in 1959 when he penned: "There will be others just as big, maybe bigger. Some will shoot better, some will play defense better, some run more gracefully. But when there is elbow-flying, rib-thumping, eyeball-scratching action under the boards, you can lay long odds that there won't be another like Gene Tormohlen. Not for a long, long time."

Following his successful career at Tennessee, the Holland, Ind., native was a second-round selection of the Syracuse Nationals in the 1959 NBA Draft. He went on to a nine-year professional career that included a six-year stint with the NBA's St. Louis and Atlanta Hawks.

After his playing career was over, he moved to the bench where he was an NBA assistant coach for 12 years. Twice he served as an interim head coach in the NBA. After his time coaching, Tormohlen also served as a collegiate scout for several years.

1960s: Enter Ray Mears; Vols Become SEC Champions

The new man's name was Ray Mears. A Miami (Ohio) graduate, he was fresh off winning the NCAA small college championship at Wittenberg University. His style featured a deliberate offense, a zone defense, a heavy



Gene Tormohlen (pronounced: tohr-MO-lin) still ranks as the greatest rebounder in Tennessee basketball history.

dose of discipline for his players and a bagful of sideshow tricks for the paying customers. He introduced the practice of a pep band blaring out at the court level, and his players executed fancy pregame drills and, later on, even had one of his athletes riding around the court on a unicycle to help get the home crowd excited.

Behind that carnival-show exterior was a shrewd tactician and strategist. Mears' teams played basketball in much the way Gen. Robert R. Neyland's teams had played football. They didn't beat themselves.

The new coach was fortunate in inheriting a rich stockpile of good young talent from the Sines era, most notably sophomore forward A.W. Davis and junior point guard Danny Schultz. Although both would have flourished as high scorers in a higher-powered system of offense, Davis and Schultz gladly accepted the deliberate pace of the new coach's game and led the way to a quick resurgence in Tennessee basketball fortunes. The 1962-63 team posted a 13-11 worksheet, which included a pair of upset wins over mighty Kentucky, and the 1963-64 team climbed to 16-8. In Mears' third season, when Davis was the captain and heartbeat of the team, the Vols reached the 20-win level for the first time in 17 years and finished second in the Southeastern Conference race. The 1966 Vols provided a harbinger of things to come by closing out the season with a 69-62 victory over Kentucky, which came to Knoxville with a 23-0 mark.

UT basketball had been moved into a new home, the Armory-Fieldhouse, in 1959, but the interest stirred by Mears's success soon rendered the 7,500-seat facility obsolete. Thanks to a generous gift by industrialist William B. Stokely, Jr., the old fieldhouse was remodeled and enlarged into a 12,700-seat arena, Stokely Center. The timing was perfect. The Vols were about to unveil their first SEC championship team in 24 years.

The 1966-67 team was short on experience and depth as it set out on what promised to be an uphill journey. But somehow the chemistry turned out just right for a lineup composed of senior Ron Widby and junior Tom Hendrix at forwards, junior Tom Boerwinkle at center and sophomores Billy Justus and Billy Hann in the backcourt. The two guards had never played a minute of varsity action, and Boerwinkle, UT's first seven-footer, had played very sparingly. But the Fearless Five, as they came to be known, overturned the odds with three magnificent road wins against the other contenders.

First they knocked off Florida, the eventual runner-up, with an almost perfectly played game at Gainesville, 66-53. Then they outlasted Kentucky, 52-50, in a tense overtime duel at Lexington. But those two were just warmups for the stormy season-finale at Mississippi State.

The Vols had to win that game to take the SEC title, and they couldn't have picked a tougher foe. With Tennessee's Widby and State's David Williams swapping dead-eye jumpers from the perimeter, the two teams wound up all even at 64-64 after regulation time. A cautious first overtime ended 66-66. After Justus missed a pair of free throws with four seconds left, the second overtime also wound up in a tie. But in the third extra period, with players and fans alike near exhaustion, Justus got one last chance. With the count tied at 76, he once again went to the stripe with four seconds remaining. This time he made them both, and the Vols held on to win what many longtime observers believe was the greatest game in UT basketball history.

That not only earned the Vols the SEC crown; it also won them the school's first-ever berth in the NCAA Tournament. This time, the cat jumped the other way. In another tense battle at Evanston, Ill., the Fearless Five was ousted in its first test by Dayton, 53-52, as Widby's last-second shot caromed off the rim.

Vols Celebrate First Season in Stokely with SEC Championship

The first Tennessee basketball game in the Armory-Fieldhouse was nothing but a glimpse of the future. The 72-71 victory over Wyoming gave the idea that basketball in the new arena would be a successful era. And the temporary wall that stood on the east side of the arena was a hint that expansion was on the way.

To kick off the 1958-59 season, the University of Tennessee had erected a new facility for basketball. Replacing Alumni Gym was a difficult thing to do, but the state-of-the-art arena would quickly remind the team and fans that the new facility was worth the \$1.5 million.

Equipped with huge steel trusses that lined the walls and roof, the gigantic new arena could seat 7,000 people in its opening years. The west end of the arena had two levels of permanent seats while temporary bleachers lined the baselines. On the east end, more temporary bleachers rose from the floor to the temporary wall. Along each baseline was a row of folding chairs, primarily for the teams to sit. Other than basketball, the Armory-Fieldhouse was home to supply rooms for Army and Air Force ROTC, offices and classrooms.

The temporary wall was the key to the Armory-Fieldhouse. In 1965,

a \$500,000 gift from William B. Stokely Jr. jump-started a \$3 million expansion on the facility - an expansion that had been designed in the original blueprints of the facility. By the 1966-67 season, the Armory-Fieldhouse was doubled in size and seating capacity rose to 12,700 just in time for the SEC championship season. Stokely had died before the completion of the expansion project, and the Armory-Fieldhouse became William B. Stokely Athletics Center.

Stokely Athletics Center was a special home to Tennessee basketball. It housed more fans than ever before. It featured a newly designed Tartan rubber playing surface after the expansion to the arena. But more importantly, it featured great teams. Tennessee teams were extremely successful in the arena, compiling a 321-69 record at Stokely and winning four SEC championships.

Stokely was vacated during the winter of 2012-13, as the university has plans to raze the facility and repurpose the land it occupies.

Ray Mears Brings Showmanship And Championships

Ray Mears was hired as head basketball coach in 1962 after he had just won the NCAA small college championship the previous year as coach at Wittenberg University. But this was Division I, and Mears was brought in to revitalize a struggling Tennessee basketball program. The Vols were coming off back-to-back losing seasons and were caught in a decade and a half of finishing no higher than fourth in the SEC.

All that changed when Mears took over. His first year saw the Vols finish with a 13-11 record, including a season sweep over archrival Kentucky. In fact, Adolph Rupp's Kentucky teams grew to be Mears' top foe, despite the fact that Mears and Rupp were friends away from the court.

"Beating Adolph Rupp was my favorite," Mears admitted. "We ended up tying Kentucky, but seven of them were against Joe Hall so I can't claim I beat Rupp every time. We had the best record against Kentucky and the best record against Rupp."

In Mears' second season at Tennessee, the Vols were 16-8 and finished second in the conference. Then there was a 20-5 year, an 18-8 year, a 21-7 SEC title year and so on. Mears had sent a breath of fresh air through the Tennessee basketball program.

Not only did the legendary coach bring success to the hardwood, he brought entertainment to the fans. Mears instructed the pep band to play in the stands of Stokely Athletics Center during games - a first for its time. With the pep band blasting traditional fight songs, Mears' squad would perform dazzling tricks during pre-game warm-ups. From fancy passes to mind-boggling dribbling skills, the Vols looked more like the Harlem Globetrotters as they prepared for their opponent. It's said Mears even went to the extent of having one of his players ride around the court on a unicycle to fire up a sleepy crowd at Stokely.

"We brought the pep band and marched the band around the floor and all that kind of stuff," Mears said. "We had a guy that juggled basketballs and we had warm-up drills. We did a lot of things like that. We were trying to get people interested in basketball. I tried to get the crowd excited. We got people coming at 7:00 for a 7:30 game."

People flocked to campus to see the newest attraction - the Tennessee basketball team. But they also enjoyed the side antics as well. Record numbers came to Stokely Athletics Center, eventually forcing the expansion of the facility in 1966 to twice its original size.

On the sidelines, Mears was a basketball mastermind. His slow, deliberate offense gelled with his zone defense. His strict and disciplined basketball style carried the Vols to an SEC championship in the 1966-67 season and the school's first NCAA Tournament appearance.


Success was common during the Mears era. During his 15 years (1963-77) as head coach of the Vols, Mears collected 278 wins against 112 losses for a .713 winning percentage. Tennessee won three conference titles under Mears - 1966-67, 1971-72 and 1976-77. And during his tenure, only twice did UT finish lower than third in the SEC. He was hired to turn the program around. He did his job and then some.

Ray Mears took Tennessee basketball to a level it had never been before. His actions on the court made him a legendary coach. His knack for entertainment made him legendary with the fans. Both make Mears a legendary man.

On March 1, 2006, a banner with Mears' name on it was unveiled in the rafters over the student section of Thompson-Boling Arena.

Ray Mears passed away on June 11, 2007.





Tennessee handed top-ranked Kentucky its first loss of the 1965-66 season, toppling "Rupp's Runts" 69-62 on March 5, 1966, in Knoxville.

Texas Western Wasn't the First to Challenge Rupp's Runts

On the evening of March 5, 1966, the Tennessee Volunteers had nothing to do but finish a decent basketball season. The Vols were 17-8 and 9-6 in the SEC heading into their final game of the season, and the NCAA Tournament only took conference champions at the time. On the other side of the court, the No. 1-ranked Kentucky Wildcats were planning their run at a national championship. They had played 23 games and won every one of them.

Labeled Rupp's Runts, coach Adolph Rupp's squad was loaded with talent but short on size. The tallest players on the team, center Thad Jaracz and guard Tommy Kron stood at 6-foot-5. Forwards Larry Conley and Pat Riley stood 6-4, and the other guard, Louie Dampier, was 6-0.

Probabilities said the Vols were going to get whipped by the 'Cats. A week earlier, Tennessee had gotten beat in Lexington by top-ranked Kentucky, 78-64. But this time, probabilities were wrong. UT captains Larry McIntosh and Howard Bayne helped push the overmatched Vols past Kentucky 69-62 to give the Wildcats their first loss of the season.

Tennessee closed the season at 18-8 and finished tied for third in the SEC. Kentucky, however, went all the way to the NCAA finals where they faced Texas Western (now UTEP). In one of the most memorable and influential finals in NCAA history, Texas Western shocked the Wildcats with a 72-65 upset to win the NCAA championship. Texas Western became the first school to win the title with five black starters when they beat an all-white Kentucky team, which paved the way for cultural diversity in college basketball.

An unbeatable Kentucky team rolled into Knoxville in 1966 but left with a loss. The win for UT paved the way for a successful 1966-67 campaign in which the Vols won the SEC.

1970s:

Success Continues Under Mears; Grunfeld/King Combo Propels Vols

Consistent excellence was the trademark of the program under Mears. Twenty-win seasons became the rule rather than the exception, and the Vols became contenders in the SEC title race on a yearly basis. It took Mears five seasons to win his second conference title, and that one had a rather sour taste to it.

The 1971-72 team, built around the sharp shooting of guard Mike Edwards and 6-11 center Len Kosmalski, came into the season-ending

game with Kentucky at Stokely Center one game ahead of Rupp's Wildcats. With five seconds left in a hard-fought battle, UK held a 67-66 lead. But Tennessee got one last chance when Edwards was fouled as he started into his shooting mode. Referee Bobby Hartsfield called it a non-shooting foul, and the usually unflappable guard missed the free throw. Kentucky rebounded to gain a tie for the title, and because they had swept the season's series with Tennessee, the Wildcats also won the SEC's berth in the NCAA Tournament. The Vols were so downcast by the loss that they voted not to accept a bid to the NIT, where they had reached the semifinals in 1969 and 1971.

The 1971-72 season also marked a new chapter in Volunteer cage history when Larry Robinson, a 6-5 high-post player out of Ferrum (Va.) Junior College became the school's first black player. A tireless worker and the ultimate team player, Robinson made a big hit with the fans and teammates alike, and as evidence of the respect they felt for him, his mates elected him captain of the 1972-73 team despite the fact that he had played only one season of varsity basketball with them.

Mears had stuck with his deliberate offense through his first decade at UT, but the appearance of two remarkable offensive performers in the mid-1970s prompted him to speed up his attack. Assistant coach Stu Aberdeen, who had strong recruiting contacts in the New York City area, hit the jackpot two years in succession when he signed Ernie Grunfeld of Forest Hills in 1973 and Bernard King of Brooklyn in 1974. Never before or since has UT basketball boasted two such enormous talents on the same team.

Grunfeld, a 6-6 wing who could move into the post when needed, broke Widseth's all-time Volunteers scoring record during his four-year career with 2,249 points, for an average of 22.3 per game. King, a brilliant post player, who played only three seasons before turning to the professional ranks, posted a new career average record of 25.8 points per game. Known as the "Ernie and Bernie Show," the two great players led the Vols to a record of 61-20 during their three seasons together, 1974-75, 1975-76 and 1976-77. During that run, the Volunteers made two NCAA Tournament appearances and won one SEC championship in 1977. Wherever they played they drew standing-room-only crowds; *Sports Illustrated* even featured them on its cover ("Double Trouble from Tennessee"), and for the first time in its cage history, Tennessee had become a household word in the world of college basketball.

The one thing that even King and Grunfeld couldn't do was to bring their coach an NCAA Tournament victory. In 1976 the Vols fell out in first-round play at Charlotte, losing to darkhorse VMI in a game that King had to sit out because of a hand injury suffered in practice a few days earlier. And then, in the biggest disappointment of all, the 1977 team went down in overtime to the Orangemen from Syracuse University (93-88) in a game played in Baton Rouge, La., as both King and Grunfeld fouled out during second-half action.

Mears soon followed his two great stars in farewell. A longtime sufferer from depression, the Vols coach could not answer the bell for the 1977-78 season, and assistant coach Cliff Wettig led the team through a tough rebuilding phase that produced the school's first losing campaign in 16 years. When it became clear that Mears could not return to his post, UT hired a new head coach, Don DeVoe, in the spring of 1978.

Mears left an enviable record behind him. In 15 seasons, his teams had won 278 games against only 112 losses for a .713 winning percentage, had captured three SEC championships and had played old rival Kentucky to a dead heat with 15 wins in 30 meetings. His acts of psychological warfare, such as the long walks at Nashville that brought the Vanderbilt crowds to a boil, had won him more than his share of detractors, but underneath all the boos, there was a grudging respect for one of the best coaches of his time.

John Ward and The Vol Network

John Ward sat atop Mississippi State Gymnasium on March 8, 1967, peering down on the Vols as time expired on the clock. Mississippi State had just taken Tennessee into overtime in the season-finales for both teams. The Vols were in a battle in Starkville, Miss., but they were in a three-way war for the SEC championship, along with Florida and Vanderbilt.

Ward, thanks to the Vols playing in the Central Time Zone, already knew both Florida and Vanderbilt had finished at 14-4. Should the Vols win, they would finish at 15-3 and win their first SEC title in more than 20 years. And it all came down to overtime. Then a second overtime. Then a third.

By then, Ward's voice was getting rougher and rougher. He, along with color analyst Lowell Blanchard, were located high atop the gym to get a bird's eye view of the game.

"When I do broadcasts, I prefer to be working upstairs because I can see the game unfold better," Ward said. "We were upstairs near the top

of the gym and against the wall. Well, with a window behind us, a draft kept blowing onto my neck and it was cold. By the second overtime, I just looked at Lowell - just a wonderful man - and said, 'I can't finish the game.'"

Ward's throat was getting tight due to the cold air on his neck and he was losing his voice. Quick to aid Ward, Blanchard retrieved a towel from the Tennessee bench at court-side and Ward wrapped it around his neck. The treatment warmed and opened Ward's throat, and he was able to finish broadcasting the Vols' 78-76 triple-overtime win over the Bulldogs. A 1967 SEC Championship and Tennessee's first trip to the NCAA Tournament came courtesy of the win.

Of course, the towel became a trademark of Ward's during his 35-year run as "Voice of the Vols." But according to Ward, it was always used for medical purposes.

"I always wore it to protect my voice and throat," he insisted after he recalled his most memorable UT basketball game. "Never was it intended to be a trademark."

There are other games that stick out in Ward's mind - especially the Kentucky games. Games like the one in 1976 when Tennessee rallied from 14 points down to beat the Wildcats in overtime in Memorial Coliseum. Or the game that very next year when Tennessee beat Kentucky in its first trip to the new Rupp Arena. Then there's Tennessee's 1979 SEC Championship.

"Tennessee won the SEC championship in '79 and they beat who? Kentucky," Ward said. "You've got to understand, Kentucky didn't lose back then. They just didn't."

For those fans not able to attend the games in person, they depended on Ward to paint the picture over radio broadcasts. He never failed.

"Prior to around 1980, there were no TV games," Ward said. "So obviously, radio broadcasts became the dominant medium to follow those games."

Through the late 1950s and early 1960s, UT basketball games were not heard over the radio on a regular basis. Only big games, like Kentucky and Vanderbilt, made the airwaves. But in 1966, athletics director Bob Woodruff, with the assistance of Bill Peltz, Ward and basketball coach Ray Mears, began the groundwork for a Vol Basketball Network. The Vol Network already covered football games, and now it was time for basketball coverage.

The 1966-67 season was the first full season of basketball broadcasts for Ward and the Vol Network, and it could be heard on one station. But thanks to the marketing mindset of Mears and the successful teams he put on the floor, Tennessee basketball was exploding in popularity.

"Nothing defined the ascendancy of basketball on the UT scene more clearly than the game's identity with John Ward's broadcasting style," said Haywood Harris, UT's long-time sports information director. "The presence of Ward at UT games was as much a part of the basketball presentation as Mears' pre-game warm-ups and Roger Peltz' unicycle act."

In the following years, Ward began to work more closely with the network, and the program increased the number of stations that carried the broadcasts to around 15 throughout the state.

The unique aspect of the Vol Network was that small, community-based radio stations carried the broadcasts. Instead of relying on larger radio stations in Nashville to broadcast the games to larger areas, the Vol Network targeted the small stations in Tennessee and created a down-home atmosphere for listeners.

"My primary goal was to involve the local stations throughout the state," Ward said. "Our philosophy was that it's not the number of stations but amount of coverage in the state. We wanted to touch every county in Tennessee."

The Vol Network came pretty close to doing that. By choosing to reach the small-town audiences through smaller stations, the network expanded and eventually had more than 50 stations carrying the sports broadcasts. Now, the Vol Network is one of the largest radio networks in the nation with affiliates in four surrounding states. The Vol Network also can be heard in 28 states after dark and worldwide on the Internet. Bob Kesling inherited the title "Voice of the Vols" in 1999 and currently pairs with former Vol basketball player Bert Bertelkamp to bring Tennessee basketball to life on the radio.

"To grow from one station to more than 50 stations was a great accomplishment," said Ward, who retired after the 1998-99 basketball season. "But the key to that was the sponsors, not me. I was only a broadcaster."

John Ward was never only a broadcaster. He was music to Vol fans' ears.

Dec. 15, 1973: UT, Temple Combine for 17 Points

It was Dec. 15, and it was the championship game of the 1973 Volunteer Classic at Stokely Athletics Center. Tennessee's high-powered offense was looking to dispose quickly of Temple to win yet another Classic title

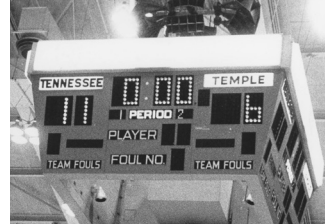
on its own floor.

Tennessee put points on the board at will. They scored 80 points in a season-opening victory in 1973 over North Texas State and 65 in a loss to Marquette. But in the two games leading up to the clash with Temple, the Vols had scored 117 and 96 points, respectively. Needless to say, fans were expecting a show.

If anything, a show was not what the fans got. Temple coach Don Casey had instructed his squad to merely pass the ball back and forth to keep the rock away from the Vols. That's exactly what they did. And with Mears' strict discipline, Tennessee wasn't about to stray from their traditional zone defense. Neither team would budge. But the fans did. They booed and complained throughout the chess match between the Vols and Owls.

When the buzzer sounded, the crowd had something to cheer about. Tennessee came away victorious 11-6. That's right, 11-6. Temple had effectively taken the ball out of Tennessee's hands, yet the Vols also had proven a point that they were sticking to their game plan.

Throughout the rest of the season, Tennessee was content at scoring in the 60s, 70s and 80s, even topping the 100-point mark against LSU to finish 17-9. But the UT-Temple fiasco will live in the record books forever. The game holds the NCAA record for fewest points scored by both teams - something that may never be broken with today's fast-paced game. The NCAA record for fewest points allowed since 1938 also goes to Tennessee (tie) for holding the Owls to a mere six points.



1980s:

Vols Enjoy NCAA Success; Thompson-Boling Arena Opens

Just as Mears had done a decade and a half earlier, Don DeVoe put his stamp on Tennessee basketball in quick order. Inheriting a team built around All-America Reggie Johnson in the post and Terry Crosby and freshman Gary Carter at the wings, the 37-year-old former Ohio State player soon put whatever doubts there may have been about his appointment to rest. In that first season of 1978-79, DeVoe achieved a number of "firsts" for a Tennessee cage coach.

That first DeVoe team posted an overall record of 21-12 and a regular-season SEC mark of 12-6, good for the runner-up spot. That happened to be the season when the postseason conference tournament was revived after a 27-year hiatus, and when the Vols beat Kentucky 75-69 in the finals, it was the first conference tourney title for Tennessee since 1943. And since his team had swept the Wildcats in regular-season play, DeVoe became the first Vol skipper ever to beat the Wildcats three times in one campaign. The tourney championship also put the team in the NCAA playoffs, and when the Vols dusted off Eastern Kentucky 97-81 in the first round of play in Murfreesboro, Tenn., he became the first UT coach ever to record an NCAA Tournament victory. The Vols then lost in the second round to Notre Dame, but it had been a storybook maiden season for the tall man from the Buckeye state.

The good times rolled on. With such standout performers as Carter, Howard Wood and All-American forward Dale Ellis leading the attack, DeVoe's first five teams all participated in NCAA tourney play, all of them winning first-round games before being later eliminated. The 1981 team advanced to the NCAA Tournament's Sweet Sixteen before being eliminated 62-48 by Virginia and college player of the year Ralph Sampson. The best of the lot, 1981-82, won the school's seventh SEC title and posted a 20-10 record. That team fell just shy of upsetting powerful Virginia, led by Sampson, in an NCAA second-round game at Indianapolis, Ind., losing 54-51.

The 1983-84 team went 21-14 overall and went three rounds deep into NIT tournament play, and the 1984-85 team went 22-15 and reached the NIT's semifinals before losing to Indiana at Madison Square Garden. But after seven postseason tourney appearances in as many seasons, the DeVoe program suddenly made a sharp downward turn with two consecutive losing seasons in 1985-86 and 1986-87. But there were still bright spots. Guard Tony White scored 51 points in a game against Auburn in 1987, bettering by one point an old school single-game scoring



A three-time selection as the Southeastern Conference Coach of the Year, **Don DeVoe** led the Vols to nine postseason appearances in his 11 seasons in Knoxville.

record set by Ron Widby against LSU 20 years earlier.

The 1987-88 team turned things around with a 16-13 record and an NIT appearance, and when the 1988-89 team went 19-11 to get the Volunteers back into the NCAA Tournament, the program seemed to be moving in the right direction. But an 84-68 loss to West Virginia at Greensboro, N.C., in the first round of play sealed DeVoe's doom. After an 11-year tenure that had produced a 204-137 record, one SEC championship, one SEC tourney title, six NCAA playoff appearances and three trips to the NIT, DeVoe resigned.

In a way, DeVoe was a victim of his own accomplishments. The rousing successes of his early years, combined with Mears' long run, had raised expectations among Tennessee basketball fans. Overflow crowds at Stokely Center had sparked a drive for a new facility, and in the 1987-88 season the Vols moved into one of the most palatial college basketball homes in the country. The \$30 million, 24,535-seat Thompson-Boling Arena and Assembly Center. It was named after philanthropist B. Ray Thompson and then-UT president Ed Boling, and it signaled the school's commitment to competitive excellence.

Vols Open New Arena on River

No one ever thought the Tennessee Volunteers would outgrow Stokely Athletics Center. The 12,700-seat arena was gigantic compared to the previous basketball arenas that the Vols called home. But with a winning basketball team and loads of excitement surrounding the program, a new basketball arena was inevitable.

Work began to raise money for a new and larger basketball facility. There was one goal for the new arena - make it larger than any arena in the SEC. In the early 1980s, Kentucky's Rupp Arena was tops in the SEC with its 23,000 seats. The big question was if an arena of that size would be large enough for the Vols. The demand for Tennessee basketball tickets was outrageous, and school officials were concerned.

The spark for the fire was an anonymous gift of \$5 million. That was followed by \$5 million in private UT donations, a \$7 million pledge from the state of Tennessee, \$10 million from Knox County and \$3 million in ticket and parking revenue. The ball was officially rolling.

Everything, however, came to a screeching halt after work on the arena had already begun. The Kansas contractor, who had obtained the contract with a bid of \$23 million, pulled out after multiple delays had pushed the completion date back several times. A Nashville contractor took over the responsibilities, and the new 24,535-seat arena was completed for the 1987-88 season.

It was discovered that B. Ray Thompson was the man responsible for the original donation for construction, and he was convinced to have his name attached to the new arena. However, the only way he would comply was if then-UT President Edward J. Boling's name was attached also. So, on Sept. 25, 1987, the new basketball facility was officially named the Thompson-Boling Assembly Center and Arena.

The largest on-campus basketball-only facility in the nation, Thompson-Boling Arena opened its doors to the Vols in good fashion

when Tennessee beat Marquette 82-56 before 25,272 people. An arena-record crowd of 25,610 showed up Jan. 21, 1989, when UT hosted Kentucky.

1990s:

Houston Sets UT Scoring Mark; Vols Return to NCAA Tournament

Ironically, UT's hoops fortunes slumped badly in these luxurious new surroundings. DeVoe's successor, Wade Houston, was never able to get the program rolling. Houston, an Alcoa, Tenn., native who had played at Louisville and served as an assistant coach there, was warmly welcomed in his pioneer role as UT's first black head coach. He was enormously popular on the personal level, but he was able to post only two winning records in five seasons, and after a 5-22 campaign in 1993-94, he was replaced by Kevin O'Neill.

Even so, the name Houston still stands tall in UT history. The coach's son, Allan Houston, rewrote the Volunteer scoring record book during his four years under his father's tutelage, 1989-93. A velvet-match guard, he zoomed past Grunfeld to set the school career mark with 2,801 points and also set records in single-season scoring, field goals and 3-point goals. The younger Houston led his dad's teams to NIT appearances in 1990 and 1992, both ventures ending in second-round losses.

Houston's successor, O'Neill, was a much fiercer sideline coach than his laid-back predecessor. O'Neill had enjoyed great success at Marquette, where he had won a reputation as a standout recruiter and defensive specialist. He took over the Vols program when its stock was at a very low ebb, and was not able to turn the program around in regard to wins and losses. Of his three Volunteer teams, only one, 1995-96, managed to break even during the regular season, 14-14, before suffering an NIT opening-round loss to the College of Charleston at Thompson-Boling Arena on a bitterly-cold March evening. But he did make headway in recruiting, and when he departed to take the head coaching job at Northwestern after the 1996-97 season, he left behind a healthy crop of young players.

Jerry Green's initial season of 20-9 in 1997-98 was the best for a first-year Volunteer cage coach since Emmett Lowery's 20-5 record in 1947-48. And it ended on a high note when the Vols won their way into the NCAA Tournament for the first time since 1989. Even an overtime loss to Illinois State at the Arco Arena in Sacramento, Calif., in the opening round could not rub the shine off Tennessee's best season in a decade. A South Carolina native who had a successful tenure as the head coach at Oregon and as Roy Williams' top assistant at Kansas, Green seemed to strike the right chord among players and fans alike with his down-home style. And his first-year success didn't end with the season. His signing of Cleveland, Tenn., high school superstar Vincent Yarbrough was perhaps Tennessee's greatest recruiting coup since Grunfeld and King.

Under Green's direction, Tennessee continued to achieve milestones for the program during the 1998-99 season in which the Vols went 21-9. The Vols returned to the NCAA Tournament, giving UT its first back-to-back bids since 1982-83, and won their first NCAA tourney game since 1983. The Vols won their last six SEC games, including a season-ending showdown with Kentucky to win their first SEC Eastern Division crown since divisional play started in 1992. UT's 21 wins were the most for the Vols since 1985 and just one short of the school's single-season record. Tennessee's season sweep of arch-rivals Kentucky and Vanderbilt also were cause for celebration. The Vols' win at Lexington was the first at Rupp Arena in 20 years.

Vols Run for 1991 SEC Tournament Title

After enjoying peaks of success in the 1970s and '80s, the Tennessee Volunteers hit a treacherous valley in the early 1990s. Despite a tremendous scoring threat in Allan Houston (23.7 points) and a sharp-shooter in Lang Wiseman (13.2 points), the Vols fell on hard times during the 1990-91 season.

Tennessee began the season red-hot, winning five of its first six games. However, the Vols would only win four more games the rest of the season. Losing streaks highlighted the schedule, as the Vols saw consecutive streaks hit three, four and five games, as well as a seven-game losing streak to end the regular season. Tennessee won four straight during the first six games but never could win back-to-back games again. Wins over Florida, No. 19 LSU and Vanderbilt gave the Vols a 3-15 record in the SEC and placed them in a tie for eighth heading into the SEC Tournament in Nashville.

In the first round, Tennessee avenged two close losses to Mississippi with a 94-85 win over the Rebels. It was an upset, but no one was searching for a Cinderella slipper until the Vols upset No. 18 Mississippi

State 87-70 in the second round. An underrated Tennessee team was having its way with the conference's best teams, and the magic ride continued with an 85-65 thrashing of Georgia in the semifinals.

The same Tennessee team that had won only three conference games in the regular season had just won three consecutive conference games in three straight days. They were the talk of the tournament, and they were looking to write a happy ending to the fairy tale. The underdog Volunteers met No. 24 Alabama in the finals of the SEC Tournament, and the Crimson Tide washed away Tennessee's hopes of completing the dream with an 88-69 victory.

Tennessee ended the season with a 12-22 record in 1991. There wasn't much to cheer about other than an appearance in the conference tournament finals. But for three consecutive nights, the Vols were the Cinderella of the SEC Tournament, dreaming of an invitation to "The Big Dance."

2000s:

Vols Start New Millenium with Regular Postseason Apperances

UT continued its return to the national spotlight with the dawn of the new century. The Vols began the new millennium as a consistent name in national polls and with a pair of trips to the NCAA Tournament.

The 2000 season was one of the most successful in school history, with the Vols winning a school-record 26 games and advancing to the Sweet 16 of the NCAA Tournament. UT won a share of its eighth SEC title and its second straight SEC Eastern Division crown. Not only did the Vols win 20 games for the third consecutive season, but they did so faster (23 games) than any other team in school history. They spent the entire season ranked in the top 25, reaching as high as No. 5, and finished the season ranked 11th in the final Associated Press poll.

The 2001 season saw the Vols ranked No. 9 in the Associated Press preseason poll, and they climbed as high as No. 4 during the year. The No. 4 ranking tied for the highest in school history. For the fourth straight year, the Vols won 20 games, finishing the season with a 22-11 record. At the end of the regular season, UT made its fourth trip to the NCAA Tournament in as many years, bowing to Charlotte in the first round.

Buzz Peterson was named the 16th head coach in school history on April 4, 2001, following the resignation of Jerry Green after the season. Peterson, who attended UT football games while growing up in Asheville, N.C., came to Knoxville after leading Tulsa to a 26-11 record and the NIT championship.

In his four seasons in Knoxville, Peterson led the Vols to a 61-59 overall record and appearances in the National Invitation Tournament in 2003 and 2004.

Ron Slay, who missed the second half of his junior season with a knee injury, returned to the Vol lineup in 2003 to lead the Southeastern Conference in scoring with 21.2 points per game and was named the

league's Player of the Year.

In 2005, freshman guard Chris Lofton took the league by storm by making 93 3-pointers, the most-ever by a freshman in the Southeastern Conference. His 46.5 shooting from behind the 3-point arc led the SEC and ranked fourth nationally.

On March 28, 2005, Bruce Pearl took over the reins of the Tennessee program just days after leading UW-Milwaukee to the Sweet Sixteen of the NCAA Tournament.

Pearl made his presence felt in his first season in Knoxville, leading the Vols to the 2006 SEC Eastern Division championship with a 12-4 league record and a 22-8 overall mark. The Vols received a No. 2 seed in the NCAA Tournament, the highest seeding in school history.

After the season, the honors came rolling in. Pearl was named the Associated Press SEC Coach of the Year and also was a finalist for the Naismith Trophy Men's College Coach of the Year in addition to earning national coach of the year honors from *The Sporting News* and CBS Sportsline.com.

Lofton rewrote Tennessee's single-season record books in 2005-06 with his 3-point shooting on his way to earning consensus first-team All-SEC honors and several All-American awards. The sophomore broke school records for 3-pointers made (114), 3-pointers attempted (261) and 3-pointers per game (3.80 3pg). His 114 3-pointers in 2005-06 were the second-most in Southeastern Conference history.

Tennessee's second season under Pearl's guidance produced the second-most wins in school history and one of the most memorable NCAA Tournament runs in school history. The Vols completed the 2006-07 campaign with a 24-11 overall record, and their 10-6 SEC mark was tied for the second-best in the league. In the first round of the NCAA Tournament, the Vols tied a school scoring record in defeating Long Beach State 121-86. UT held on for a 77-74 win over Virginia in the second round before falling to eventual national runner-up Ohio State in the Sweet Sixteen.

Lofton was named the 2007 Associated Press SEC Player of the Year and was a consensus second-team All-American selection after leading the conference with 20.8 points and 3.42 3-pointers per game/team.

Pearl's third season in Knoxville produced a school-record for wins with a 31-5 overall mark, and the Vols won their first outright SEC title since 1967 with a 14-2 league record. Tennessee spent most of the season ranked in the top 10 and achieved the program's first No. 1 ranking after a 66-62 win at then-No. 1 Memphis in late February.

Tennessee advanced to the Sweet Sixteen of the NCAA Tournament for the second consecutive year with wins over American and Butler before falling to Louisville in the Regional Semifinals.

Lofton earned second-team All-American honors for the third time in his career. He finished his career with 2,131 points, and his 431 3-pointers were the most in SEC history and ranked third all-time in the NCAA. Tyler Smith joined Lofton in garnering first-team All-SEC honors, and JaJuan Smith was a second-team pick. Bruce Pearl was named SEC Coach of the Year and was honored as national coach of the year by the Adolph Rupp Cup.

In 2008-09, Pearl again led the Vols to an SEC Eastern Division title, a 20-win season and a berth in the NCAA Tournament. The Big Orange finished the



OUTLOOK

PLAYERS

STAFF

REVIEW

RESULTS

RECORDS

HONORS

POSTSEASON

VOLMANAC

MEDIA INFO



PROGRAM HISTORY

year 21-13 (10-6 SEC) and became the first program in SEC history to finish ahead of Kentucky in the league standings for four straight seasons.

Chris Lofton Wins His Biggest Battle

Chris Lofton beat everything thrown his way during his four-year career at Tennessee, and he often did it with people lining up to tell him he couldn't.

But the toughest battle he faced at Tennessee was not resurrecting the basketball program or quieting the doubters who thought he couldn't be a producer on a major Division I basketball team.

It was something much worse, much more vicious and much more devastating than any challenge the simple game of basketball can provide. It was cancer.

And in true Lofton fashion, he beat it.

It was already a bad night when Lofton and his parents were taken into a San Antonio hotel room mere hours after the Vols had fallen to Ohio State in the Sweet 16 in 2007. In the room, Lofton was told that one of the randomly-administered NCAA drug tests had come back positive.

The test had come back showing high levels of beta hCG. It could mean Lofton was using steroids, or it could be an early warning sign of cancer.

It was the latter, and six days after the Ohio State game, Lofton had surgery to remove a cancerous tumor.

He began radiation treatments on April 25, 2007, that left him cancer-free, but they also drained 15 pounds of muscle off his body and put him far behind the curve in getting ready for his senior season.

Lofton was not going to let cancer stand in the way of his senior year, a season that was predicted to be one the best in school history as he turned down an opportunity to redshirt.

The season turned out to be everything hoped for. UT achieved its first No. 1 ranking in history, had a school-record 31 wins and won the SEC title.

But the face of the team was not producing on the levels people had expected. Lofton's face had adorned the cover of *Sports Illustrated*, but he was not putting up numbers to match his junior campaign, during which he was named SEC Player of the Year after averaging 20.8 ppg.

Lofton started the season shooting just 34 percent from the field and had everyone questioning if something was wrong with him.

It turns out the only thing that matched Lofton's work ethic was his ability to keep a secret. The select group of people who knew about his cancer didn't include any teammates.

"I wanted to deal with it on my terms," Lofton said. "I didn't want it to be a distraction for our team. I knew if it came out, everything would change. I didn't want it that way."

So Lofton quietly led his team, with a 15.9-point average, to another Sweet Sixteen appearance. In doing so, he shot 49 percent from 3-point range the rest of the regular season, returning to the Lofton every SEC opponent had feared from previous encounters.

He finished his career with an SEC-record 431 3-pointers made and was fourth on UT's all-time scoring list with 2,131 career points. But he will forever mean more to UT than simply numbers.

"You look at what he has gone through ..." head coach Bruce Pearl said. "He's still going to be remembered as one of the best players to wear orange. "I was privileged to coach him."

2010s: Transition on Rocky Top; Pearl, Martin, Tyndall Precede Barnes

In terms of NCAA Tournament success, the 2009-10 season was the best in Tennessee's storied history, as the Volunteers fell just one point shy of the Final Four.

After coach Bruce Pearl led the Vols to an 11-5 conference record and a third-place finish in the SEC Eastern Division, Tennessee began its NCAA Tournament journey in Providence, R.I. Led by seniors Wayne Chism, Bobby Maze, J.P. Prince and Brian Williams, the sixth-seeded Vols defeated San Diego State and then Ohio University to advance to the Sweet Sixteen for the third time in the Pearl era.

The Edward Jones Dome in Kansas City, Mo., was UT's next tournament stop. And a 76-73 come-from-behind victory over No. 2-seeded Ohio State and National Player of the Year Evan Turner lifted Tennessee into the Elite Eight for the first time in school history.

Two days later, the Midwest Regional Final saw UT tip off against fifth-seeded Michigan State. After surviving a 14-1 Spartans run and charging back from an eight-point deficit in the second half, Tennessee forged a 69-69 tie with 11 seconds left. But MSU's Raymar Morgan made the game-winning free throw to end the Vols' season at 28-9.

Pearl Era Ends After Six Seasons

The 2010-11 season saw Tennessee make its sixth consecutive NCAA Tournament appearance, but the entire year was clouded by an ongoing NCAA investigation.

Head coach Bruce Pearl had provided the NCAA with "false and misleading information" in the course of its official inquiry prior to the season, and Southeastern Conference commissioner Mike Slive had suspended Pearl for Tennessee's first eight regular-season SEC games (associate head coach Tony Jones led the Vols to a 5-3 mark during that span).

After a disappointing and lopsided loss to Michigan in the NCAA Tournament's round of 64, UT athletics director Mike Hamilton relieved Pearl and his staff of their duties on March 21, 2011.

Pearl was later given a three-year "show cause" penalty by the NCAA, while each of his full-time assistant coaches received a one-year penalty.

Tennessee under Pearl averaged more than 24 wins per season, earned the nation's No. 1 ranking for the first time in program history, boasted an average year-end RPI of 17.2 and never failed to make the NCAA Tournament — tying a school-record with six consecutive berths in the Big Dance.

Martin Maintains UT's Winning Ways

On March 28, 2011, Tennessee named Cuonzo Martin the 18th head coach in program history.

The East St. Louis, Ill., native starred at Purdue under legendary coach Gene Keady before being selected in the 1995 NBA Draft.

Martin's arrival at UT was preceded by three successful seasons as head coach at Missouri State (2009-11).

In his first year with the Vols, the Big Orange were picked in the preseason to finish 11th in the then-12-team SEC. But Martin led Tennessee to a 10-6 conference record and a second-place SEC finish.

The 2012-13 season saw Martin lead Tennessee to 20 wins, as well as victories in each of the team's final nine regular-season games (for the second straight year).

Martin also joined Jerry Green and Bruce Pearl as the only UT head coaches to lead the Vols to victories over at least three AP Top-25 teams in each of their first two seasons on Rocky Top. Those triumphs included wins over Wichita State, eighth-ranked Florida and a 30-point victory over Kentucky that marked UT's largest-ever margin of victory against the Wildcats.

In Martin's third and final season at Tennessee, the Vols totaled 24 wins, earned the program's first NCAA Tournament berth since 2011 and advanced all the way from the "First Four" in Dayton to the Sweet Sixteen.

That team was led by seniors Jeronne Maymon, Jordan McRae and Antonio Barton as well as junior Jarnell Stokes. McRae and Stokes both were selected in the 2014 NBA Draft after the season, while Maymon and Barton each signed professional basketball contracts overseas.

Martin accepted the head coaching position at Cal in April 2014 and was replaced at Tennessee by Southern Miss head coach Donnie Tyndall later that month.

Tyndall's Short Stay Sets Stage for Barnes Era

Tyndall's 2014-15 Tennessee squad was among the youngest and least experienced in the nation—boasting only four returning scholarship players and just one player who had ever scored in double figures in an SEC game. Due to injuries, the Vols entered SEC play with just nine healthy scholarship players.

Despite its challenges, that team finished 16-16 overall, and its 10th place SEC finish was three spots better than where the team was picked to finish in the preseason. Senior guard Josh Richardson earned first-team All-SEC honors from both the Associated Press and the league's head coaches before being drafted 40th overall by the Miami Heat.

After just one season, Tennessee terminated Tyndall's contract due to indiscretions he committed at his previous institution, Southern Miss.

Barnes Takes Tennessee to Higher Level

Following Tyndall's departure, Tennessee Director of Athletics Dave Hart and his top aide, Jon Gilbert, wasted no time in reaching out to Final Four head coach Rick Barnes, whose job security at Texas was surprisingly tenuous after 17 highly successful seasons leading the Longhorns to never-before-seen heights.

The Tennessee job was vacant for only three full days before Hart introduced Barnes as the Volunteers' 20th head coach on March 31, 2015.

Barnes and his staff led the Big Orange to a 31-35 record over his first two seasons, but the culture they sought to establish was developing steadily. Tennessee's 2016-17 freshmen became highest-scoring freshman class in school history (1,140 points) and accounted for close to half of the team's statistical production.

The following season, which was preceded by a summer exhibition tour of Spain and France—boosting both chemistry and culture—Barnes guided Tennessee to the fourth-most wins in program history, as the team finished 26-9. Picked in the preseason to finish 13th in the SEC, the Vols shocked all outsiders by winning the regular-season SEC Championship, advancing to the SEC Tournament



Left to right: **Grant Williams**, **Rick Barnes** and **Admiral Schofield** speak with media following Tennessee's 76-73 upset win over top-ranked Gonzaga at the Jerry Colangelo Classic in Phoenix, Ariz., on Dec. 9, 2018. It was UT's fifth all-time victory over an opponent ranked No. 1 in the AP poll. Barnes led the Volunteers to a sixth such win, this time at home, on Feb. 15, 2023, against Alabama, 68-59.

Championship Game and earning a No. 3 seed in the NCAA Tournament. Tennessee spent 14 consecutive weeks ranked in the AP top 25, climbing as high as No. 13. Barnes was named SEC Coach of the Year, sophomore forward Grant Williams was the SEC Player of the Year, junior wing Admiral Schofield was a second-team All-SEC selection and also made the SEC All-Tournament Team, and sophomore guard Lamonté Turner earned SEC Co-Sixth Man of the Year honors.

The 2018-19 Volunteers went down as one of the most beloved teams in program history, authoring one of UT's greatest seasons as the Big Orange tied the school record for wins, finishing 31-6 (15-3 SEC). National Coach of the Year Rick Barnes guided Tennessee to a school-record 19-game win streak, a perfect 18-0 record at Thompson-Boling Arena and a program-record-tying three wins over teams with a top-five ranking. The Vols also spent the entire season—wire-to-wire—ranked in the top 10, including four weeks atop both major polls. Williams earned consensus first-team All-America acclaim and was the first SEC player since 1996 to be named SEC Player of the Year in back-to-back seasons. Schofield was a first-team All-SEC performer, and junior point guard Jordan Bone was a second-team honoree. The Vols earned a No. 2 seed in the NCAA Tournament and reached the Sweet Sixteen, where they suffered an overtime loss to Purdue.

Williams, Schofield and Bone all were selected in the 2019 NBA Draft after leading Tennessee to 57 wins over their final two seasons on Rocky Top. The trio said goodbye to Knoxville with Tennessee in possession of a 26-game home winning streak and laid a foundation that set the program on an exciting upward trajectory.

2020s:

Tennessee a Regular Member of NCAA Tournament Field Under Barnes

The 2019-20 season was marked by an unprecedented ending, as the 2020 SEC Tournament (along with most other conference tournaments) and all subsequent 2020 postseason events were canceled due to the coronavirus (COVID-19) global health crisis.

In a season heavily altered by COVID-19, Tennessee made its third straight NCAA Tournament following the 2020-21 campaign. Despite the constant risk of cancellations, the Vols managed to play 27 total games, finishing with an 18-9 record. Capacity at Thompson-Boling Arena was limited to 4,191 due to health and safety guidelines. Tennessee was led offensively by the SEC All-Freshman duo of Keon Johnson and Jaden Springer, who were both selected in the first round of the 2021 NBA Draft.

As arenas returned to full capacity in 2021-22, Tennessee captured its first SEC Tournament championship in 43 years to secure the fifth SEC Tournament title in program history. Racking up 27 total wins on the season—the fourth-most in a single season in program history—the Vols also navigated their way to a perfect 16-0 record at Thompson-Boling Arena, notched four wins over top-10 teams and advanced to the second round of the NCAA Tournament in the program's fourth straight appearance. Tennessee spent the entirety of the 2021-22 season ranked in the AP top 25—achieving a season-high No. 5 ranking in the final poll.

Santiago Vescovi and Kennedy Chandler earned All-SEC first- and second-team honors, respectively, and Chandler also earned SEC Tournament MVP acclaim.

Super senior John Fulkerson concluded his six-year career with an SEC record 165 games played.

Tennessee spent the entire 2022-23 season ranked in the AP Top 25, ascending to a high of No. 2, and won at least 25 games for the fourth time under Barnes. The Big Orange owned the nation's top-rated defense for 15 straight weeks and held opponents to an average of just 57.9 ppg. That resulted in the program's ninth-ever Sweet Sixteen appearance. Senior guard Santiago Vescovi repeated as a first-team All-SEC selection, while sophomore guard Zakai Zeigler made a repeat appearance on the SEC All-Defensive Team in addition to earning second-team All-SEC acclaim. Julian Phillips gave Tennessee its fifth SEC All-Freshman Team selection in three years.

In 2023-24, Tennessee turned in arguably its best season ever, making the Elite Eight and winning an SEC title in the same year for the first time. The Volunteers went 27-9 (14-4 SEC), tied for their fourth-most wins ever and claimed the league's regular season title outright for the sixth time. It was ranked in the AP top-25 all year for the third time in a row and collected seven AP top-25 wins to tie the program record set two years prior, plus received a No. 2 seed in the NCAA Tournament to tie its best spot ever. Tennessee finished fifth in both major polls, tying the school record in the AP Poll and setting a new best mark in the Coaches Poll. Naismith Trophy and Wooden Award finalist Dalton Knecht, the runner-up for AP National Player of the Year, led the SEC in scoring and finished eighth nationally at 21.7 ppg. The SEC Player of the Year and Julius Erving Award designee became Tennessee's fourth consensus First Team All-American. Two other Volunteers earned All-SEC status, with Zeigler winning SEC Defensive Player of the Year.

The late Ben Byrd is the former sports editor of the Knoxville Journal. He covered Tennessee basketball for more than 50 years. Additional content has been provided by Josh Pate, Craig Hammel and the UT Media Relations staff.

OUTLOOK

PLAYERS

STAFF

REVIEW

RESULTS

RECORDS

HONORS

POSTSEASON

VOLMANAC

MEDIA INFO



HEAD COACHING HISTORY



Andrew A. Stone
1910-11


College coaches wore many hats in the early 20th century, as exemplified by Andrew A. Stone. In addition to coaching the Tennessee men's basketball team to a 7-9 record during the 1910-11 season, Stone bookended his one-year hoops tenure by coaching the football team in the fall of 1910 and the baseball team in the spring of 1911.



Zora Clevenger
1911-16

A football coach by trade, Zora Clevenger was one of the first coaches in school history to simultaneously hold the head coaching jobs for the basketball and football teams. In five seasons as the basketball coach, he led the Vols to a 50-14 record. The 1904 Indiana University graduate's winning percentage of .781 still rates as the best in Tennessee history. On the gridiron, he recorded a 26-15 record in five seasons and led the Vols to the 1914 SIAA championship.

The Muncie, Ind., native got his coaching start at his alma mater in 1905 with a 5-12 record. A year later he led the Hoosier cagers to a 7-9 mark. Later, Clevenger coached four seasons (1917-20) at Kansas State Agricultural College, where he posted a 54-16 record on the hardwood. Following administrative positions at the University of Missouri and Nebraska Wesleyan, Clevenger returned to Indiana where he was named the director of athletics. In 1968 he was inducted into the College Football Hall of Fame as a halfback.



Blair Gullion
1935-38

Considered one of the nation's top basketball tacticians, Blair Gullion (*pronounced: GULL-yin*) took over the Vols before the 1935-36 season and promptly won the school's first SEC championship in any sport. The first full-time basketball coach in school history, Gullion posted a 47-19 (.712) record in his three seasons in Knoxville.

A precise tactician who had written numerous textbooks on the game, Gullion ran a tightly patterned, multiple-screening offense that caused defenses to get lost. Described by one of his star players, Floyd "Biggy" Marshall, as a person who "lived, dreamed, ate and slept basketball," Gullion gave the Vols their first glimpse of national basketball prominence. Two times he led the Vols to the SEC championship game, winning it in 1936. Under his tutelage, Harry Anderson became the school's first All-American in 1936.

Just weeks prior to the 1938-39 season, Gullion abruptly left for Cornell where he stayed for several years. He also coached at Washington University at St. Louis and the University of Connecticut before retiring.



John Mauer
1938-47

After Blair Gullion departed with such short notice before the 1938-39 season, John Mauer was tabbed by Major Robert Neyland as the man to take over for the popular Gullion.

Prior to coming to Tennessee, the Aurora, Ill., native proved himself as an athlete when he was named the Outstanding Athlete and

star in the Big Ten Conference while competing for Illinois. A college roommate of Harold "Red" Grange, Mauer was one of the first college basketball players to use the "one-hand" shot.

After college, he began his coaching career at Kentucky, where he preceded Adolph Rupp, and posted a 40-14 record in three years. In the early 1930s, he moved to Miami of Ohio, where he coached with Paul Brown and Weeb Ewbank on the gridiron and directed the Miami cagers for eight seasons.

After a shaky start in his first season, Mauer cemented his place in the hearts of Tennessee fans with a 30-29 win over Kentucky in Lexington.

The Vols went on to a 14-7 overall record and a 6-5 mark in the SEC in 1939. Two years later, Mauer led UT to the first of two SEC championships over a three-year period with a 36-33 win over Kentucky in the SEC championship game.

In his eight seasons at Tennessee, Mauer recorded a 127-41 record. In addition to his duties with the Vol cagers, Mauer also served as an assistant football coach to Neyland and was the head baseball coach. On the gridiron, he helped lead the Vols to three SEC titles and the 1940 national championship.



Emmett Lowery
1947-59

An All-American guard as a player for coach Ward Lambert at Purdue in the early 1930s, Emmett Lowery brought that same success to Tennessee. A college teammate of John Wooden, Lowery brought a tightly-patterned, fast-break offense and man-to-man defense to Knoxville. In fact, he could often be heard yelling "Pass and cut, pass and cut," from the sidelines.

Other coaches in the Southeastern Conference took notice of Lowery's mastery of the fast-breaking offense. "The Tennessee fast break under Lowery was the best I've ever seen," famed Auburn mentor Joel Eaves said. "It was beautifully patterned, beautifully executed."

In his first season at Tennessee, the gentlemanly Lowery brought the Vols their first 20-win season in school history when UT posted a 20-5 overall mark. Over a 12-year career at Tennessee, Lowery was 169-110 before leaving to pursue business opportunities in Florida. On Jan. 14, 1950, he directed the Vols to a stunning 66-53 win over Kentucky, ending the Wildcats' 44-game conference winning streak that stretched more than five years.

In a time when many SEC schools were building newer and bigger arenas, Lowery saw Tennessee take the first steps towards building a new facility. In Lowery's final season, Tennessee moved out of the smaller Alumni Memorial Gymnasium and into the 7,500-seat Armory-Fieldhouse. Opening night in the new facility went down to the wire, with Vols guard Kenny Coulter hitting a last-second shot to defeat a strong Wyoming team 72-71.



John Sines
1959-62

After eight years on the bench as an assistant coach to Emmett Lowery, John Sines became the first, and still the only, assistant to be promoted to head coach at Tennessee.

Like his predecessor on the UT bench, Sines was a product of Ward Lambert's Purdue teams from the 1930s. A captain of the Boilermakers' 1938 Big Ten championship team, Sines went on to play in the National Basketball League. A forward for the Indianapolis franchise, Sines was named to the 1940 NBL All-Star Team.

His first Tennessee squad returned only Dalen Showalter from the previous year's starting lineup but finished the season 12-11. That first season was capped off with a 65-63 win at Kentucky, the Vols' first win in Lexington since 1939.

His second season was marred by eight losses by five points or less as the Vols dropped to a 10-15 record. Sines, whose Vols were rocked by scandal following the 1961 season, resigned one year later after posting a 4-19 record in 1961-62.

Although the finish of Sines' career at UT may have been disappointing, he left the school with one of the best recruiting classes in its history. A.W. Davis and Bobby Hogsett spent the 1961-62 season on a freshman team that regularly defeated the varsity in practice.



Ray Mears
1962-77

A showman comparable to the legendary P.T. Barnum, Ray Mears was also one of the top college basketball coaches in his era.

Mears came to Tennessee in the spring of 1962 following a successful stint at Wittenberg University in Springfield, Ohio, where he had a 114-22 record and won the 1961 NCAA college division championship.

Mears took just one season to reverse Tennessee's fortunes. Inheriting a team that won just four games the previous year, the Vols won 13 Mears' first year and were recording 20-win seasons within three years.

His 21-year career record of 399-135 (.747) ranked second in the nation among active coaches at the time of his retirement. In his 15 seasons at Tennessee, Mears recorded a 278-112 (.713) record. During his time in Knoxville, the Vols won 20 or more games seven times, finished third or better in the SEC in 13 of his 15 seasons and won three SEC championships (1967, 1972 and 1977).

Under Mears' direction, Tennessee made seven postseason appearances. The Vols made three NCAA Tournament appearances, two National Invitation Tournament showings and participated in the now-discontinued Collegiate Commissioners Association meet.

Nine of his players went on to earn All-American honors, including three-time first-team All-American Bernard King and two-time first-team pick Ernie Grunfeld, perhaps the most famous duo in Tennessee history. The two-time Southeastern Conference Coach of the Year (1967 and 1977) saw one of his pupils named the SEC Player of the Year four times.

Mears was the ultimate showman. Not only did his teams provide plenty of excitement on the court, but there also was plenty of excitement around the game. Just before tipoff of games, he would have his team run through a giant wooden "T" onto the court. When the starting lineup were introduced, Tennessee was one of the first schools to have the lights in the arena dimmed and a spotlight placed on the Vol player. The pregame warmups featured Harlem Globetrotter hi-jinks, including an orange and white ball during passing drills. Additionally, Mears had a student dressed in a bear costume ride a unicycle and perform a pregame act to help create a festive atmosphere at the games.

A disciplinarian and stern taskmaster who also was the consummate entertainer, Mears was a study in contrasts. While he studied statistics, poring over diagrams while plotting strategy like a military general planning an attack, Mears also created an exciting environment at games that left Tennessee fans thirsting for more.

Mears was sidelined for the 1977-78 season and decided to retire from active coaching. During his absence, assistant coach **Cliff Wettig** (right) stepped up as acting head coach for the season.

Mears passed away on June 11, 2007.



Don DeVoe
1978-89

When Tennessee began its search for a replacement for Ray Mears, Don DeVoe's name was one of the first to be mentioned.

A successful mentor at Virginia Tech, where he won an NIT championship, and at Wyoming where he quickly turned the Cowboys into one of the top Western Athletic Conference teams, DeVoe was given the task of keeping Tennessee as one of the top teams in the Southeastern Conference.

A 1964 graduate of Ohio State, DeVoe was a member of OSU's 1962 squad that featured Jerry Lucas and John Havlicek and finished runner-up in the NCAA Tournament. He later served as an assistant coach to Bobby Knight at Army. It was there DeVoe learned the nuances of the sticky man-to-man defense he became known for throughout his career.

DeVoe's first season at Tennessee was met with instant success. Taking a team that had struggled to an 11-16 record in 1977-78, he directed the Vols to a 21-12 record, an SEC Tournament championship and an appearance in the Sweet Sixteen in the NCAA Tournament.

Behind SEC Player of the Year Dale Ellis, DeVoe's 1981-82 squad was one of his best in Knoxville. The Vols tied with Kentucky for the SEC championship on their way to a 20-10 record and yet another NCAA Tournament appearance.

A three-time selection as the Southeastern Conference Coach of the Year, DeVoe led the Vols to nine postseason trips in his 11 seasons in

Knoxville. UT's streak of five straight NCAA Tournaments (1979-83) was then tied for the best in school history. The second-winningest coach in UT history, DeVoe's 204-137 record trails only Ray Mears (278).

DeVoe left Tennessee following the 1988-89 season and spent the next campaign as an interim coach at Florida. There, he led the Gators to a 7-21 record. After taking over the helm of Navy's basketball program in 1992, DeVoe won his 500th career game during the 2002-03 season.

He retired from coaching following the 2003-04 campaign.



Wade Houston
1989-94

Denny Crum's top assistant coach at Louisville for 13 seasons, Wade Houston was named the 13th coach in Tennessee history prior to the 1989-90 campaign.

Houston, who grew up in Alcoa, Tenn., just 14 miles south of the Tennessee campus, helped Crum direct Louisville to 11 NCAA Tournaments, four Final Fours and two (1980 and 1986)

national championships.

Houston's first season at Tennessee presented the challenge of replacing all five starters from a team that had gone 19-11 and received an invitation to the NCAA Tournament. In that rookie campaign, the Vols fashioned an impressive 16-14 record and appeared in the National Invitation Tournament.

In 1991, the Vols struggled to a 12-22 record but made an improbable run through the Southeastern Conference Tournament in Nashville. Drawing the ninth seed in the tournament, the Vols defeated Mississippi in the first round before upsetting top-seeded Mississippi State in the second round. After beating Georgia in the semifinals, an exhausted UT squad fell to Alabama in the championship game.

The 1992 season saw the Vols rebound to go 19-15, finish third in the Southeastern Conference and advance to the National Invitation Tournament. The next season, Houston's son, Allan, became the school's all-time leading scorer with 2,801 career points and was the 11th overall pick in the NBA Draft by the Detroit Pistons.

In his five seasons at Tennessee, Houston recorded a 65-90 record while leading the Vols to two appearances in postseason tournaments. He resigned his position late in the 1994 season.

On March 1, 2019, Tennessee head coach Rick Barnes announced the creation of the Wade Houston Leadership Award, presented annually after the season to the team member who best exemplified leadership, a team-first approach and exemplary work ethic.



Kevin O'Neill
1994-97

Tennessee basketball fans got a preview of the 14th coach in school history when Kevin O'Neill brought his Marquette squad to Knoxville to battle Duke in the Sweet 16 of the 1994 NCAA Tournament. After leading at halftime, Marquette fell to the eventual national runner-up, but made a lasting impression on Vol fans.

The high-energy O'Neill, whose wit, candor and basketball insight captivated fans around the Southeast, was charged with restoring the Vols to national prominence. With a legendary work ethic, O'Neill hit the recruiting trail to fill the Vols' roster with top players. One of his first recruiting scores came when Nashville's Brandon Wharton turned down several football scholarship offers to ink with the Vols prior to the 1995-96 season. Then, during the summer of 1995, McDonald's All-American Charles Hathaway committed to play for O'Neill's Vols. That commitment laid the groundwork for another prep All-American, C.J. Black, and eventually Isaiah Victor.

On the court, O'Neill's Vols used a stifling defense to frustrate opponents. In his three seasons at Tennessee, O'Neill recorded a 36-47 record and directed the Vols to an appearance in the 1996 National Invitation Tournament. Although he didn't get to enjoy the full fruits of his recruiting success before leaving for a job at Northwestern following the 1996-97 season, O'Neill laid the groundwork to return Tennessee to the national power it was two decades earlier under Ray Mears.

After three seasons at Northwestern, O'Neill spent time as an NBA assistant coach. His post-Northwestern head-coaching stints included tenures with the NBA's Toronto Raptors (2003-04), the University of Arizona (interim coach in 2007-08) and the University of Southern California (2009-13).



HEAD COACHING HISTORY



Jerry Green
1997-2001

Jerry Green came to Tennessee prior to the 1997-98 season fresh from resurrecting a floundering Oregon program and taking the Ducks to NCAA and NIT tournament berths. In his four seasons in Knoxville, he achieved the same level of success, and then some, with the Vols.

Green's first Tennessee squad in 1997-98 achieved the 20-victory plateau, his second won the Eastern Division championship of the Southeastern Conference and his third earned a share of the regular-season SEC crown.

His fourth year at Tennessee saw the Vols win 20 games for the fourth consecutive season and advance to the NCAA Tournament for the fourth time in as many years.

In four seasons at the helm of the Tennessee program, the former University of Kansas assistant coach directed the Vols to an 89-36 (.712) overall record and a 41-23 (.641) mark in SEC games. While Tennessee's school record for most wins in a season when he came to Knoxville was 22 (1985 and 1977), Green averaged 22.3 wins per year at UT.

For his efforts in guiding Tennessee to the most wins (26) in school history in 2000 and gaining a share of the SEC title for the first time since 1982, Green was named National Coach of the Year by CBS.Sportsline.com. He also was named the District VII Coach of the Year by the National Association of Basketball Coaches.

Green's memorable achievements during his reign at UT include leading the Vols to their third-ever Sweet Sixteen appearance, guiding his teams to two straight SEC Eastern Division titles, back-to-back 12-win SEC campaigns, a school-record six-game SEC road winning streak, four consecutive 20-win seasons and four straight NCAA Tournament bids.



Buzz Peterson
2001-05

A native of Asheville, N.C., whose father was a graduate of the University of Tennessee, Buzz Peterson grew up attending Vols athletic events.

Selected the North Carolina high school player of the year over Michael Jordan, he later teamed with Jordan to help lead North Carolina to the 1982 NCAA championship.

After learning the game under coaching legends such as Dean Smith, Bill Guthridge, Eddie Fogler and Roy Williams, Peterson embarked on a successful coaching career that included stops at Appalachian State, East Tennessee State, NC State and Vanderbilt before landing his first head-coaching gig at Appalachian State. After leading the Mountaineers to three Southern Conference division championships in four seasons, he moved to Tulsa where he directed the Golden Hurricane to the 2001 National Invitation Tournament title.

In four seasons at Tennessee, Peterson led the Vols to postseason appearances in 2003 and 2004 while posting a 61-59 record. In 2003 he directed the Vols to their first win over an opponent ranked in the top five in more than a decade when UT defeated fourth-ranked Florida 66-59. Several of his players earned regional and national honors under his tutelage. Ron Slay was named the SEC Player of the Year in 2003 after leading the league with 21.2 points per game. Two Vols were selected in the 2002 NBA Draft, including lottery pick Marcus Haislip.

Peterson went on to serve as head coach at Coastal Carolina (2005-07), Appalachian State (2009-10) and UNC Wilmington (2010-14).



Bruce Pearl
2005-11

Having arrived on Rocky Top following successful head coaching stints at Division II Southern Indiana (1992-2001) and Wisconsin-Milwaukee (2001-05), Bruce Pearl presided over the most successful six-year period in the storied history of Tennessee basketball.

With the longtime Dr. Tom Davis pupil patrolling the bench, the Volunteers pushed aside perennial powerhouses Kentucky and Florida while asserting themselves as the SEC's winningest program during his tenure.

Tennessee under Pearl averaged more than 24 wins per season, earned the nation's No. 1 ranking for the first time in program history, boasted an average year-end RPI of 17.2 and never failed to make the

NCAA Tournament—tying a school-record with six consecutive berths in the Big Dance.

In SEC annals, Pearl's 145 victories rank 31st all-time, while his .704 win percentage stands as the ninth-best in league history. Such dominant success within one of the nation's premier college basketball conference also yielded three SEC Eastern Division titles and the 2008 regular-season SEC championship.

With Pearl at the helm, Tennessee had a record of .500 or better against 10 of its 11 SEC rivals, and UT's 65 regular-season SEC wins from 2006-11 led the league.

Tennessee ranked in the top five nationally in average home attendance in each of Pearl's six seasons, and he also lured a pair of top-10 recruiting classes to UT.

The Vols under Pearl sought out non-conference matchups with the most prominent teams and players on the collegiate landscape. During his time in Knoxville, the Vols defeated Kevin Durant and Texas, Derrick Rose and Memphis, Greg Monroe and Georgetown, Matt Bouldin and Gonzaga, Sherron Collins and Luke Aldrich of Kansas and Ohio State with National Player of the Year Evan Turner. That's in addition to logging SEC wins against future NBA standouts such as John Wall, Ronnie Brewer, Glen Davis, Al Horford and Rajon Rondo.

Twice in the Sharon, Mass., native's last four years as coach, UT landed in the top 10 in the final national rankings, with a high of No. 5 after logging a school-record 31 wins in 2007-08.

Pearl took over as Auburn's head coach prior to the 2014-15 season.



Cuonzo Martin
2011-14

Cuonzo Martin (*pronounced: KAHN-zo*) led the Volunteers to a 63-41 record during his three years guiding the UT program.

The East St. Louis, Ill., native starred at Purdue under legendary coach Gene Keady before being selected in the 1995 NBA Draft.

Martin's arrival at UT was preceded by three successful seasons as head coach at Missouri State (2009-11).

In his first year with the Vols, the Big Orange were picked in the preseason to finish 11th in the then-12-team SEC. But Martin led Tennessee to a 10-6 conference record and a second-place SEC finish.

The 2012-13 season saw Martin lead Tennessee to 20 wins, as well as victories in each of the team's final nine regular-season games (for the second straight year).

Martin also joined Jerry Green and Bruce Pearl as the only UT head coaches to lead the Vols to victories over at least three AP Top-25 teams in each of their first two seasons on Rocky Top. Those triumphs included wins over Wichita State, eighth-ranked Florida and a 30-point victory over Kentucky that marked UT's largest-ever margin of victory against the Wildcats.

In Martin's third and final season at Tennessee, the Volunteers totaled 24 wins, earned the program's first NCAA Tournament berth since 2011 and advanced all the way from the "First Four" in Dayton to the Sweet Sixteen.

He accepted the head coaching position at Cal in April 2014. After three seasons with the Golden Bears, he was named head coach at Missouri in March 2017.



Donnie Tyndall
2014-15

After averaging more than 21 wins during his eight-year head coaching career—including an unprecedented 56-17, championship-winning two-year run at Southern Miss—Donnie Tyndall was tabbed to lead the Tennessee program on April 22, 2014.

Tyndall's lone Tennessee squad was among the youngest and least experienced in the nation—boasting only four returning scholarship players and just one player who had ever scored in double figures in an SEC game. Due to injuries, the Vols entered SEC play with just nine healthy scholarship players.

Despite its challenges, that 2014-15 Tennessee team finished 16-16 overall, and its 10th place SEC finish was three spots better than where the team was picked to finish in the preseason. The Vols defeated a pair of top-20 opponents in No. 15 Butler and No. 19 Arkansas, and senior point guard Josh Richardson earned first-team All-SEC honors from both



the Associated Press and the league's head coaches and was selected 40th overall by the Miami Heat in the 2015 NBA Draft.

Tyndall was later an assistant coach with Raptors 905 and the Grand Rapids Drive of the NBA G League before being named head coach of the Drive in July of 2019.



Rick Barnes
2015-Present

Rick Barnes, the most decorated and accomplished head coach in school history, was handed the reins to the men's basketball program on March 31, 2015.

Barnes' first Tennessee squad featured a roster with an average height of 6-4, and the Vols lost their leading scorer, senior point guard Kevin Punter Jr., to injury in mid-February. Despite those challenges, Barnes guided the 2015-16 Volunteers to 15 wins and impressive victories over rivals Florida, Kentucky and Vanderbilt.

In 2016-17, Barnes took another undersized roster that featured only three upperclassmen and exceeded preseason expectations, as well as the previous year's overall and SEC win totals.

He led the Vols to an SEC Championship in just his third year at the helm. Tennessee was picked to finish 13th in the 14-team SEC prior to the 2017-18 campaign, but Barnes and his staff not only guided the Big Orange to the conference crown, but also to the title game of the SEC Tournament, a No. 3 seed in the NCAA Tournament and a 26-9 record (third-most wins in program history). Barnes was named the 2018 SEC Coach of the Year and was runner-up for Naismith College Coach of the Year.

Barnes finally captured that Naismith College Coach of the Year Award after guiding Tennessee to a school-record-tying 31 wins and a Sweet Sixteen appearance in 2018-19. The Vols also authored a program-record 19-game win streak, logged three wins over top-five opponents and spent a month ranked atop both major Top 25 polls.

Tennessee spent the entire 2018-19 season ranked in the top 10 and earned a year-end ranking of No. 5 in the coaches' poll. That team set single-season school records for assists and blocks and was the first UT team to score more than 3,000 points.

Barnes coached power forward Grant Williams to unanimous consensus first-team All-America honors in 2019 and became the first player since 1995 to be named SEC Player of the Year in back-to-back seasons.

During the 2019-20 season, Barnes reached a pair of individual milestones. He logged his 700th career head coaching win—making him the 22nd coach ever to log 700 Division I victories—as well as his 100th triumph as Tennessee's head coach.

Barnes added a 25th career NCAA Tournament appearance and two more first-round NBA Draft picks to his resume during the 2020-21 season, as Keon Johnson and Jaden Springer were selected No. 21 and No. 28, respectively.

The highlight of Barnes' seventh season at UT—which was capped by a fourth consecutive NCAA Tournament appearance—was the Vols' three straight victories in Tampa, Florida, to capture the program's first SEC Tournament championship in 43 years. Tennessee spent that entire 2021-22 campaign ranked in the top 25, defeated four top-10 opponents and finished with a 27-8 record.

Barnes led Tennessee to the program's ninth NCAA Sweet 16 appearance in 2022-23. It was the program's second Round of 16 appearance in the last four NCAA Tournaments. Tennessee spent the entire season ranked in the AP Top 25, ascending to a high of No. 2, and won at least 25 games for the fourth time under Barnes. The Big Orange owned the nation's top-rated defense for 15 straight weeks and held opponents to an average of just 57.9 ppg. Senior guard Santiago Vescovi repeated as a first-team All-SEC selection, while sophomore guard Zakai Zeigler made a repeat appearance on the SEC All-Defensive Team in addition to earning second-team All-SEC acclaim. And wing Julian Phillips gave Tennessee its fifth SEC All-Freshman Team selection in three years.

In 2023-24, Barnes guided Tennessee to arguably its finest season ever, as it made its second Elite Eight berth and won its sixth outright SEC regular season title. The Volunteers went 27-9 (14-4 SEC) to tie for their fourth-most wins ever and logged seven AP top-25 wins to tie the program record set in 2021-22. They garnered a No. 2 seed in the NCAA Tournament, tying their best spot ever. Tennessee finished fifth in both major polls, matching the school record in the AP Poll and setting a new best mark in the Coaches Poll. AP National Player of the Year runner-up Dalton Knecht led the SEC in scoring at 21.7 ppg, en route to SEC Player of the Year, Julius Erving Award and consensus First Team All-America distinctions. Two other Volunteers collected All-SEC status, with Zeigler winning SEC Defensive Player of the Year. Barnes surpassed 800 total victories, 200 wins at Tennessee and 100 SEC triumphs during the season.



Bill Gibbs
Assistant Coach, 1962-64

When Ray Mears was named the head coach at Tennessee in the spring of 1962, he quickly tabbed Bill Gibbs, who was then coaching at Fairborn (Ohio) High School, as his assistant coach.

Early in their first season at UT, when Mears fell ill with physical and emotional exhaustion, it was Gibbs whom acting athletic director Bowden Wyatt asked to fill in.

After starting league play with two losses in their first three SEC games, things were not looking good for the Vols, as they had to travel to league-power Kentucky. Behind All-American Cotton Nash, the Wildcats raced to a 15-point lead, but the Vols rallied behind Tommy Wilson's 28 points for a 78-69 upset.

The Vols struggled for consistency during the 1962-63 season but managed some big wins under Gibbs. UT also knocked off league-leader and ninth-ranked Auburn, and then completed the season sweep of Kentucky with a 63-55 win in Knoxville.

Mears returned for the 1963-64 season, and Gibbs went back to his role as assistant after building a reputation as one of the bright young coaches in the field.

Gibbs, in his second season at Tennessee, had just finished giving the scouting report for the Vols' game at Florida on the morning of Feb. 3, 1964, when he boarded a plane for another scouting assignment against Auburn. The small commuter plane bound for Jacksonville, Fla., crashed shortly after takeoff, killing Gibbs and the eight others aboard.

His name lived on for several decades at the University of Tennessee, where one of the dormitories that was used by several student-athletes, Gibbs Hall, bore his name. The building was finally razed in 2014 to make room for a new, more modern facility (Stokely Hall opened in Jan. 2017).

ALL-TIME RECORD BREAKDOWN

Year	Overall		SEC		Finish	Captain(s)
	W	L	W	L		
1908-09	2	5	-	-	-	Nathan W. Dougherty
1909-10	7	8	-	-	-	Solon S. Kipp
A.A. Stone (7-9, .438)						
1910-11	7	9	-	-	-	Earl F. Ketchen
Zora Clevenger (50-14, .781)						
1911-12	5	5	-	-	-	A. E. Leonhardt
1912-13	9	5	-	-	-	Victor H. Klein
1913-14	15	2	-	-	-	Victor H. Klein
1914-15	9	2	-	-	-	Malcolm McSpadden
1915-16	12	0	-	-	-	B. J. Greenwood
John R. Bender (29-15, .659)						
1916-17	10	5	-	-	-	Joseph Jacobs
R.H. Fitzgerald (5-15-1, .238)						
1917-18	3	9	T-1	-	-	Dan B. Wexler
1918-19	2	6	-	-	-	Frank Callaway
John R. Bender (29-15, .659)						
1919-20	11	3	-	-	-	Henry R. Bell
1920-21	8	7	-	-	-	Conrad Troutman
M.B. Banks (52-33-1, .605)						
1921-22	12	7	T-1	-	-	Palmer Janes
1922-23	15	2	-	-	-	Howard Johnson
1923-24	10	8	-	-	-	Bill Hatcher
1924-25	6	8	-	-	-	Earl Keister
1925-26	9	8	-	-	-	Billy Harkness
W.H. Britton (80-73, .523)						
1926-27	7	12	-	-	-	Jim Cooley
1927-28	0	12	-	-	-	Elvin Butcher
1928-29	11	5	-	-	-	Harry B. Sharpe
1929-30	13	4	-	-	-	Bobby Dodd, Charles Lucas
1930-31	11	10	-	-	-	Maurice Corbitt, Hugh Faust
1931-32	8	7	-	-	-	Claude Reeder
1932-33	9	11	3	7	T-10th	Powell McWhirter
1933-34	10	7	3	5	8th	Albert Kirk
1934-35	11	5	7	4	3rd	Harry Anderson
Blair Gullion (47-19, .712)						
1935-36	15	6	8	4	3rd	Harry Anderson
1936-37	17	5	7	1	2nd	Floyd Marshall
1937-38	15	8	7	4	5th	Alvin Rice
John Mauer (127-41, .756)						
1938-39	14	7	6	5	8th	Charles Higdon, Byrl Logan
1939-40	14	7	7	3	2nd	Gilbert Huffman
1940-41	17	5	8	3	3rd	Frank Thomas
1941-42	19	3	7	1	1st	Bernie Mehen
1942-43	14	4	6	3	3rd	Paul Herman
1943-44	World War II — No Team					
1944-45	18	5	8	2	T-1st	Garland O'Shields
1945-46	15	5	8	3	3rd	Garland O'Shields
1946-47	16	5	10	3	3rd	Ted Cook, Dick Mehen
Emmett Lowery (169-110, .606)						
1947-48	20	5	10	2	3rd	Marshall Hawkins
1948-49	19	7	8	3	3rd	Paul Walther
1949-50	15	11	5	6	7th	Art Burris
1950-51	10	13	5	9	10th	Game Captains
1951-52	13	9	7	7	T-6th	Tommy Bartlett
1952-53	13	8	7	6	4th	Hank Bertelkamp
1953-54	11	12	7	7	T-6th	Bill Hall
1954-55	15	7	8	6	5th	Ed Wiener
1955-56	10	14	6	8	T-6th	Carl Widseth
1956-57	13	9	5	9	9th	Herman Thompson
1957-58	16	7	8	6	T-5th	Leon Ammerman
1958-59	14	8	8	6	T-5th	Gene Tormohlen
John Sines (26-45, .366)						
1959-60	12	11	7	7	T-6th	Dalen Showalter
1960-61	10	15	4	10	T-11th	Glenn Campbell
1961-62	4	19	2	12	12th	Howie Moss, John Martin
Ray Mears (278-112, .713)						
1962-63	13	11	6	8	7th	Jerry Parker
1963-64	16	8	9	5	T-2nd	Sid Elliott
1964-65	20	5	12	4	2nd	A. W. Davis
1965-66	18	8	10	6	T-3rd	L. McIntosh, H. Bayne
1966-67	21	7	15	3	1st	Ron Widby

Year	Overall		SEC		Finish	Captain(s)
	W	L	W	L		
1967-68	20	6	13	5	2nd	Tom Hendrix
1968-69	21	7	13	5	2nd	Bill Justus
1969-70	16	9	10	8	5th	Bobby Croft
1970-71	21	7	13	5	2nd	Jimmy England
1971-72	19	6	14	4	T-1st	Lloyd Richardson
1972-73	15	9	13	5	T-2nd	Larry Robinson
1973-74	17	9	12	6	3rd	Len Kosmalski
1974-75	18	8	12	6	T-3rd	Rodney Woods
1975-76	21	6	14	4	2nd	Doug Ashworth
1976-77	22	6	16	2	T-1st	Ernie Grunfeld, Mike Jackson
Cliff Wettig (11-16, .407)						
1977-78	11	16	6	12	T-7th	Johnny Darden
Don DeVoe (204-137, .598)						
1978-79	21	12	12	6	2nd	Johnny Darden
1979-80	18	11	12	6	T-3rd	Game Captains
1980-81	21	8	12	6	3rd	Game Captains
1981-82	20	10	13	5	T-1st	Game Captains
1982-83	20	12	9	9	T-4th	Game Captains
1983-84	21	14	9	9	6th	Game Captains
1984-85	22	15	8	10	T-7th	Game Captains
1985-86	12	16	5	13	8th	Game Captains
1986-87	14	15	7	11	T-8th	Game Captains
1987-88	16	13	9	9	6th	Game Captains
1988-89	19	11	11	7	T-4th	Game Captains
Wade Houston (65-90, .419)						
1989-90	16	14	10	8	T-4th	Game Captains
1990-91	12	22	3	15	T-8th	Game Captains
1991-92	19	15	8	8	3rd (East)	Game Captains
1992-93	13	17	4	12	6th (East)	Game Captains
1993-94	5	22	2	14	6th (East)	Game Captains
Kevin O'Neill (36-47, .434)						
1994-95	11	16	4	12	6th (East)	Game Captains
1995-96	14	15	6	10	T-5th (East)	Steve Hamer
1996-97	11	16	4	12	6th (East)	Game Captains
Jerry Green (89-36, .712)						
1997-98	20	9	9	7	3rd (East)	Game Captains
1998-99	21	9	12	4	1st (East)	Game Captains
1999-00	26	7	12	4	T-1st (East)	Game Captains
2000-01	22	11	8	8	4th (East)	Game Captains
Buzz Peterson (61-59, .508)						
2001-02	15	16	7	9	4th (East)	Game Captains
2002-03	17	12	9	7	4th (East)	Ron Slay, Jon Higgins
2003-04	15	14	7	9	T-5th (East)	Crump, Watson
2004-05	14	17	6	10	5th (East)	Crump, McFadgon, Watson
Bruce Pearl (145-61, .704)						
2005-06	22	8	12	4	1st (East)	Asumnu, Watson, Wingate
2006-07	24	11	10	6	T-2nd (East)	Bradshaw, Lofton
2007-08	31	5	14	2	1st (East)	Lofton, J. Smith, Howell
2008-09	21	13	10	6	T-1st (East)	Tyler Smith, Wayne Chism
2009-10	28	9	11	5	3rd (East)	Wayne Chism, J.P. Prince
2010-11	19	15	8	8	5th (East)	Goins, Pearl, Williams
Cuonzo Martin (63-41, .606)						
2011-12	19	15	10	6	T-2nd	Cameron Tatum
2012-13	20	13	11	7	5th	Game Captains
2013-14	24	13	11	7	4th	Game Captains
Donnie Tyndall (16-16, .500)						
2014-15	16	16	7	11	10th	Moore, Richardson
Rick Barnes (202-101, .667)						
2015-16	15	19	6	12	12th	Game Captains
2016-17	16	16	8	10	9th	Game Captains
2017-18	26	9	13	5	T-1st	Game Captains
2018-19	31	6	15	3	T-2nd	Game Captains
2019-20	17	14	9	9	8th	Game Captains
2020-21	18	9	10	7	4th	Game Captains
2021-22	27	8	14	4	T-2nd	Game Captains
2022-23	25	11	11	7	T-4th	Game Captains
2023-24	27	9	14	4	1st	Game Captains

Overall Record: 1,744-1,095-2 (.614) | 115 Seasons
SEC Record: 802-603 (.571) | 91 Seasons

ALL-TIME ASSISTANT COACHES & SUPPORT STAFF

ASSISTANT COACHES

Aberdeen, Stuart — Associate coach 1966-77
 Ammerman, Leon — Freshman coach 1958-59
 Barnhill, J.H. — Freshman coach 1932-36
 Bartlett, Tommy — Freshman coach 1962-63; Assistant coach 1963-66
 Benson, Chuck — Assistant coach 1993-94, 2003-05
 Braden, Beau — Assistant coach 2014-15
 Brown, Al — Assistant coach 1991-93
 Bryan, Fred — Assistant coach 1987-89
 Burton, Bob — Assistant coach 1978-86
 Byers, Jack — Volunteer coach 1980-81; Assistant coach 1981-84
Campbell, Lucas — Assistant coach 2024-present
 Carter, Bobby — Freshman coach 1961-62
Clark, Rod — Assistant coach 2021-present
 Comunale, Frank - Assistant coach 1974-76
 Conroy, Ed — Director of operations 2001-03; Assistant coach 2003-05
 Crawford, Coleman — Assistant coach 1986-89
 Crowell, Carelton — Assistant coach 1948-50
 Crum, Steve — Assistant coach 1989-91, 1992-93; Administrative assistant 1991-92
 Daniel, Al — Assistant coach 2001-03
 Davis, A.W. — Assistant freshman coach 1969-70; Assistant coach 1970-75
 Deaton, Tom — Assistant coach 1976-80
 Edgar, Scott — Assistant coach 2005-06
 English, Kim — Assistant coach 2019-21
 Ferguson, Chris — Assistant coach 1997-03; Associate head coach 2003-05
 Fertig, Jack — Assistant coach 1980-87
 Forbes, Steve — Assistant coach 2006-11
 Frank, Lawrence — Assistant coach 1994-97
Gainey, Justin — Assistant coach 2021-22; Associate head coach 2022-present
 Gentry, Bob — Freshman coach 1957-58
 Gibbs, Bill — Assistant coach 1962-64
 Griffin, Mark — Assistant coach 1993-94
 Harkness, William S. Jr. — Freshman coach 1928-32
 Harrell, Frank — Junior varsity coach 1976-77; Assistant coach 1977-78
 Harris, Jon — Assistant coach 2011-14
 Hatfield, Sid — Assistant coach 1967-70
 Hobt, A.W. — Assistant coach 1921-26
 Hunt, Michael — Assistant coach 1994-97
 Jones, Tony — Associate head coach 2005-11
 Keating, Kerry — Assistant coach 2001-03
 Lanier, Rob — Associate head coach 2015-19
Lentz, Bryan — Assistant coach 2024-present
 Little, Elvin — Freshman coach 1954-55
 Lockwood, Dean — Assistant coach 1986-91
 Loveless, Bill — Freshman coach 1955-56
 Martin, Ray — Assistant coach 1989-93
 McKinnie, Silas — Assistant coach 1993-94
 McMillian, Craig — Assistant coach 1994-96
 Morris, Marty — Assistant coach 1971-74
 Neff, Herb — Freshman coach 1956-57
 Ogdan, Chris — Assistant coach 2015-16
 Oliver, Desmond — Assistant coach 2015-21
 Parker, Jerry — Freshman coach 1964-66; Assistant coach 1966-67
 Patterson, Ralph — Assistant coach 1959-62
 Pauley, Eric — Assistant coach 1997-01
 Pinkins, Al — Assistant coach 2014-15
Polinsky, Gregg - Assistant coach 2022-present
 Risser, Bob — Freshman coach 1959-60
 Samuels, Byron — Assistant coach 1997-01
 Schmidt, Billy — Assistant coach 1996-97
 Schrieter, Ray — Assistant coach 1984-86
 Schwartz, Michael — Assistant coach 2016-19; Associate head coach 2019-22
 Shay, Jason — Assistant coach 2005-11
 Shumate, Chris — Assistant coach 2014-15
 Sines, John — Assistant coach 1951-59
 Stevens, Bob — Assistant coach 1978-82
 Webster, Tracy — Assistant coach 2011-12; Associate head coach 2012-14
 Wetting, Cliff — Assistant coach 1975-77; Associate coach 1977-78
 Williams, Kent — Assistant coach 2011-14
 Wright, Bill — Freshman coach 1960-61

ADMINISTRATIVE ASSISTANTS

Bennett, Hershel — Administrative assistant 1992-94
 Benson, Chuck — Administrative assistant 1994-95
 Boyle Tad — Administrative assistant 1997-98
 Buckner Carolyn — Administrative assistant 1990-94
 Cole, Beth — Administrative assistant 1997-99
 Collazo, Liz — Administrative assistant 1994-97
 Condon, Kyle — Assistant to the head coach, 2015-19
 Fall, Greg — Administrative assistant 1996-97
 Grant, Ray — Administrative assistant 1998-01
 Harper, Janice — Administrative assistant 1999-2012
 Hetzel, Debbie — Administrative assistant 1987-90

Igar, Maria — Administrative assistant 1977-89
 Moseley, Denise — Administrative assistant 1994-97
 Pancratz, Mark — Assistant to the head coach 2009-11
 Poole, I.J. — Assistant to the head coach 2019-21
Reynolds, Janet — Administrative assistant 2001-present
 Swearingen, Clarence — Administrative assistant 2003-05
 Tipton, Betty — Administrative assistant 1997-2001
 Walton-Allen, Marzella — Administrative assistant 1992-95
 Williamson, Joy — Administrative assistant 1989-94

ATHLETIC TRAINERS

Bradshaw, Tom — Assistant trainer 1975-76
 Click, Mike "Moe" — Associate trainer 1993-96
 Mullins, Leroy — Associate trainer 1973-74
Newman, Chad — Graduate assistant 1997, Assistant athletic trainer 1998-00; Associate athletic trainer 2001-09; Senior associate athletic trainer 2010-2012; Associate director of sports medicine 2012-present
 Rollo, Mike — Assistant trainer 1977-85; Associate trainer 1986-92
 Wall, Tom — Assistant trainer 1969-73

DIRECTORS OF BASKETBALL OPERATIONS

Conroy, Ed — Director of operations 2001-03
 Daniel, Al — Director of operations 2003-05
Eggert, Mary-Carter — Director of operations 2015-present
 Fancher, Houston — Director of operations 2011-13
 Harris, Marco — Director of operations 2013-14
 Johnson, Ken — Director of operations 2005-11
 Phelps, Justin — Director of operations 2014-15

STUDENT-ATHLETE/PLAYER DEVELOPMENT + RECRUITING

Burton, J.T. — Director of player development 2014-15
Caldieri, Justin — Player development coordinator 2024-present
 Campbell, Lucas — Director of recruiting 2022-24
Collins, Riley — Assistant director of player development 2024-present
 Davis, Riley — Director of player development 2017-18
 Goporo, Aubin — Director of student-athlete development 2017-20
 Harris, Marco — Student-athlete welfare coordinator 2011-13
 Lentz, Bryan — Video coordinator/Director of player development 2018-21;
 Director of player development 2021-24
 McDonald, Ken — Director of student-athlete development 2020-22

MEDIA RELATIONS DIRECTORS/SIDS

Ford, Bud — Assistant sports information director 1966-1985
 Grim, David — Assistant sports information director 1988-1991; Associate sports information director 1991-2000
 Harris, Haywood — Sports information director 1961-65
 Manning, Gus — Sports information director 1951-60
 Musser, Tucker — Sports information director 1948-50
 Nelson, Lindsey — Sports information director 1951
 Pinkerton, Craig — Assistant sports information director 2000-02; Associate sports information director 2002-08
 Satkowiak, Tom — Associate sports information director 2008-10;
 Associate media relations director 2010-16; Assistant athletic director for communications 2016-19; Associate athletic director of communications 2019-2023
Schwartz, Alex — Associate athletic director of communications 2023-pres.
 Whitworth, Mark — Assistant sports information director 1986-88

STRENGTH & CONDITIONING COACHES

Bailey, Dan — Assistant strength and conditioning coach 1995
 Brown, Brian — Assistant strength and conditioning coach 2000
 Christopher, Nicodemus — Associate strength and conditioning coach 2012-14
 Hobby, Marion — Assistant strength and conditioning coach 1999
 Lindsey, Robert — Assistant strength and conditioning coach 1994
Medenwald, Garrett — Associate strength and conditioning coach 2015-19;
 Director of sports performance 2019-present
 Moore, Roderick — Assistant strength and conditioning coach 2001-04
 Moyer, Todd — Associate strength and conditioning coach 2014-15
 Ollison, Tony — Assistant strength and conditioning coach 1996-98
 Wills, Troy — Assistant strength and conditioning coach 2004-12

VIDEO COORDINATORS

Davis, Riley — Video coordinator 2015-17
 Fancher, Houston — Coordinator of video scouting 2011
 Lentz, Bryan — Video Coordinator/Director of player development 2018-21
 Pancratz, Mark — Video coordinator 2008-09; Assistant to the head coach 2009-11; Coordinator of video scouting 2011-13
 Proffitt, Ty — Video coordinator 2014-15
Schapker, Luke — Video Coordinator 2020-22; Director of video and analytics 2022-present

Bold = Active

OUTLOOK

PLAYERS

STAFF

REVIEW

RESULTS

RECORDS

HONORS

POSTSEASON

VOLMANAC

MEDIA INFO





The 1924-25 Tennessee Volunteers

1903

Basketball first appeared on campus when students organized the first class teams and battled for the school championship.

1907-08

Nathan Dougherty captained a squad composed of Howard Sandberg, L.W. McCowan, M.G. Smith, Solon Kipp, Benton White and manager Clarence Daniels in its first varsity basketball game, a 10-20 loss at the Asheville YMCA on Jan. 22, 1908. Five days later, UT earned its first victory, a 55-16 win over TSD.

1909-10

The first varsity basketball game was played at Knoxville when the Vols hosted Central University of Kentucky at Danville at the University YMCA on Dec. 16, 1909.

1913-14

Lum Reeder, considered to be the first star player at Tennessee, scored 41 points in a 49-16 win over Maryville College on Jan. 17, 1914. Reeder, who was one of the first players to use a one-handed jump shot, scored 27 points in his first game at UT as a freshman in 1913-14.

1920-21

In February of 1921, Tennessee joined the Southern Intercollegiate Athletic Conference as a charter member.

1922-23

Tennessee got its first on-campus facility when Jefferson Hall was built at the corner of Cumberland and 15th.

1929-30

Maurice Corbitt and Bobby Dodd became Tennessee's first all-conference selections when they were named to the first and second team All-Southern Conference Tournament squads, respectively.

1932-33

In December 1932, 13 members of the Southern Conference joined to form the Southeastern Conference. The Vols also got new digs when Alumni Memorial Gym opened on the southern slopes of The Hill, just north of the football stadium.

1935-36

With wins over Auburn and Kentucky in the first two rounds, Harry Anderson led the Vols to a 29-25 win over Alabama in the championship game of the SEC Tournament to give the Vols their first conference championship. Anderson became UT's first All-America selection when Converse made him a second-team pick.

1939-40

Bernie Mehen became the first Vol to earn first-team All-America honors.

1941-42

On its way to its second SEC championship, Tennessee defeated top-ranked Long Island University, 36-33, at the Sugar Bowl Classic in New Orleans. The win ended LIU's 23-game winning streak.

1942-43

John Mauer's Vols won their second SEC championship in three seasons with a 33-30 win over Kentucky in the conference tournament's championship game.

1942-43

Due to World War II, Tennessee did not sponsor a team in 1942-43.

1944-45

Seventeen-year-old freshman Paul Walther earned first team All-America honors thanks, in part, to a 21- point performance against New York University at Madison Square Garden. The Vols appeared in the NIT, bowing to Rhode Island 44-51.

1947-48

In his first season at the helm of the program, Emmett Lowery led the Vols to a 20-5 record, the first 20-win season in school history.

1949-50

Tennessee upset second-ranked Kentucky and ended the Wildcats' 67-game conference winning streak with a 66-53 win at Alumni Memorial Gym.

1951-52
Herb Neff pulled down a school-record 36 rebounds against Georgia Tech, a mark that still stands as the most in UT and SEC history.

1954-55
Ed Weiner became just the third player to score 1,000 or more career points and earned first team All-America honors.

1955-56
Carl Widseth set a then-school record with 47 points in a late-season game against Auburn.

1956-57
The Vols opened the season with a 114-106 win at Furman, setting a then-school record for points in a game.

1958-59
Tennessee opened Armory-Fieldhouse with a 72-71 win over Wyoming on a late jumper by Kenny Coulter. Gene Tormohlen was named first team All-America after finishing his three-year career with 1,113 rebounds.

1959-60
John Sines, who spent eight years as an assistant to Emmett Lowery, became the first assistant in UT history to be promoted to head coach. Sines led the Vols to their first win over Kentucky in Lexington since 1939 with a 65-63 victory to end the season.

1962-63
Ray Mears was named head coach, ushering in one of the most successful eras in school history.

1963-64
Danny Schultz earned first-team All-America honors.

1964-65
A.W. Davis, whose nickname was "The Man With The Golden Arm," earned first-team All-America honors.

1965-66
Austin "Red" Robbins earned first-team All-America honors.

1966-67
The Vols moved into Stokely Athletics Center, their sixth home floor since 1909. The Fearless Five (Ron Widby, Tom Hendrix, Tom Boerwinkle, Bill Justus and Billy Hann) led the Vols to a 21-7 record and the SEC championship. Multi-sport star Widby earned first team All-America honors and was named SEC Player of the Year. Widby set a then-school record that stood for 20 years with 50 points against LSU. Ray Mears became the first UT coach to earn SEC Coach of the Year. The Vols won the inaugural Volunteer Classic with victories over Auburn and Clemson and also received their first invitation to the NCAA Tournament.

1967-68
Tom Boerwinkle earned first-team All-America honors while leading UT to a second-place finish in the SEC with a 20-6 overall mark and a 13-5 record in league play.

1968-69
Bill Justus led the nation with his 90.5 free-throw percentage and earned first-team All-America honors. The Vols became the first SEC team to qualify for the National Invitation Tournament since the early 1950s.

1969-70
The Vols opened the season with a 55-54 win over No. 1-ranked South Carolina in Columbia.

1970-71
Jimmy England earned first-team All-America honors while leading the Vols to their second NIT appearance in three seasons.

1971-72
The Vols won their second SEC championship under the direction of Ray Mears with a 19-6 overall and 14-4 SEC record. Mike Edwards was named SEC Player of the Year after averaging 19.4 points per game. Larry Robinson became the first African-American player to play for Tennessee.

1972-73
Tennessee finished in a three-way tie for second place in the SEC after falling 81-86 at Kentucky in the season finale. The Vols, who finished just one game behind the Wildcats, voted not to accept an invitation to the NIT soon after the loss in Lexington.

1973-74
Freshman forward Ernie Grunfeld burst onto the scene to lead the Vols with 17.4 points per game, earning first-team all-conference honors. UT received an invitation to the new Conference Commissioners Association Tournament, where it fell to 10th-ranked Indiana, 71-73. In early April, David Moss, a promising freshman on the junior varsity and occasionally on the varsity, underwent surgery to amputate his left leg after cancer had been discovered. After a quick recovery, Moss returned as a student assistant coach.

1974-75
Freshman Bernard King joined with Ernie Grunfeld to form the "Ernie & Bernie Show." King, who earned first-team All-America honors and was the SEC Player of the Year, scored 42 points in his first career game at Tennessee and went on to average 26.4 points, a school record that still stands. An 18-8 record secured a bid to the National Commissioners Invitational Tournament.

1975-76
The "Ernie & Bernie Show" brought Ray Mears his second NCAA Tournament appearance, while both players netted first-team All-America honors. For the second year in a row, King was named SEC Player of the Year, while Grunfeld's 25.3 points led the league.

1976-77
The Vols won their third Southeastern Conference championship under Ray Mears as the Ernie & Bernie era came to an end. Both players earned first-team All-America acclaim while sharing SEC Player of the Year honors. Mears was named the SEC Coach of the Year for the second time in his career. The Vols made their third NCAA Tournament appearance but lost to 10th-ranked Syracuse in the first round.

1977-78
Cliff Wettig served as acting coach for Ray Mears, who was unable to coach because of nervous exhaustion. The losses of Bernard King, Ernie Grunfeld and Mike Jackson helped contribute to Tennessee's first losing season since 1961-62.

1978-79
In Don DeVoe's first season at the helm of the Tennessee program, the surprising Vols rebounded from their first losing season since the early 1960s to post a 21-12 record and win the SEC Tournament championship with a 75-69 overtime win over Kentucky. First-team All-American Reggie Johnson led the Vols to the NCAA Tournament, where they fell to top-seeded Notre Dame in the second round.

1979-80
Reggie Johnson became the third Vol to win first-team All-America honors more than once in his career. The Vols made another appearance in the NCAA Tournament following an 18-11 year.

1980-81
Don DeVoe earned SEC Coach of the Year honors after directing the Vols to a 21-8 record and the Regional Semifinals of the NCAA Tournament. During the season, the Vols won the Sugar Bowl Classic with wins over Arizona State and Duke.

OUTLOOK
PLAYERS
STAFF
REVIEW
RESULTS
RECORDS
HONORS
POSTSEASON
VOLMANAC
MEDIA INFO



PROGRAM TIMELINE

1981-82

The Vols set a school record with their 54.2 field goal percentage en route to making their fourth consecutive NCAA Tournament appearance. Tennessee's 20-10 overall record and 13-5 SEC mark brought the school its seventh SEC championship. Junior Dale Ellis earned first-team All-America honors and was the SEC Player of the Year after ranking second in the nation in field-goal percentage with a 65.4 accuracy rate.

1982-83

Tennessee made its school-record fifth NCAA Tournament appearance in a row, advancing to the second round before being eliminated by the No. 1 seed for the third consecutive year. Dale Ellis earned first-team All-America honors and was the SEC Player of the Year for the second year in a row. Ellis became just the third Vol to reach the 2,000-point plateau.

1983-84

The Vols won the 1,000th game in school history with an 83-59 win over Ole Miss. Tennessee appeared in the NIT, advancing to the quarterfinals.

1984-85

The Vols posted a 22-15 record that was highlighted by a 12-game home winning streak. Tennessee appeared in the NIT, its seventh straight postseason tournament appearance.

1985-86

Tony White led the SEC in scoring with 22.2 points per game while earning first-team all-conference honors. Rob Jones set a school record for games played at 130.

1986-87

Tony White was named SEC Player of the Year while leading the SEC in scoring with 24.5 points per game. He set Tennessee's single-game scoring record when he dropped 51 points in a win over Auburn on Feb. 14, 1987.

1987-88

Tennessee opened Thompson-Boling Arena with an impressive 82-56 win over Marquette. UT ranked third nationally in attendance, averaging more than 20,000 fans per game. The Vols returned to postseason action with an appearance in the NIT. For the third year in a row, a Vol led the SEC in scoring when Dyron Nix averaged 22.2 points per game.

1988-89

Honorable mention All-America selection Dyron Nix averaged 21.6 points in leading the Vols back to the NCAA Tournament.

1989-90

Wade Houston was named the 13th head coach in Tennessee history—also becoming the first black head coach in SEC basketball history—and promptly led a team that featured seven freshmen and no returning starters to the NIT.

1990-91

Entering the SEC Tournament with just nine regular-season wins, the Vols won three games in as many days at the league tournament before falling to Alabama in the championship game. Allan Houston, the SEC Tournament MVP, earned honorable mention All-America honors.

1991-92

The Vols received their 15th postseason invite in 19 years when the NIT extended an invitation.

1992-93

Allan Houston became Tennessee's all-time leading scorer with 2,801 career points. Lang Wiseman was named the SEC's male student-athlete of the year.

1994-95

In his first season as UT's head coach, Kevin O'Neill more than doubled the wins from the previous season.

1995-96

Playing one of the nation's toughest schedules, UT returned to postseason play with an appearance in the NIT. Steve Hamer set an SEC Tournament record with a 31-point, 21-rebound performance against Alabama.

1997-98

The Vols returned to the NCAA Tournament in Jerry Green's first season as head coach.

1998-99

Tennessee won its first SEC Eastern Division title since divisional play began in 1992. UT went 14-1 at Thompson-Boling Arena, the best home record in arena history at that time.

1999-2000

One of the most successful seasons in school history, the Vols won a then-school-record 26 games and advanced to the Sweet Sixteen of the NCAA Tournament after winning a share of the overall SEC title. UT finished the season ranked 11th by the Associated Press.

2000-01

The Vols tied the highest ranking in school history (to that point) when the Associated Press listed them fourth. Tennessee won the Rainbow Classic and advanced to its fourth NCAA Tournament in a row.

2001-02

Buzz Peterson was named the 16th head coach in Tennessee history on April 4, 2001. Vincent Yarbrough finished a close second in the SEC scoring race with 18.1 points per game. Choosing to turn professional after his junior season, Marcus Haislip was the 13th overall pick in the NBA Draft.

2002-03

Tennessee returned to the postseason with an appearance in the National Invitation Tournament. Ron Slay led the SEC in scoring with 21.2 points and was named the SEC Player of the Year while earning third-team All-America honors.

2003-04

Scooter McFadgon broke a 35-year-old school record with his 91.2-percent free throw shooting while ranking fifth in the nation. The Vols made their second NIT appearance in a row.

2005-06

Wisconsin-Milwaukee head coach Bruce Pearl was introduced as Tennessee's 17th head coach on March 28, 2005. Pearl guided the Volunteers to the 2006 SEC Eastern Division Championship with a 12-4 league record and a 22-8 overall mark. The Vols' No. 2 seed in the NCAA Tournament was the best in program history. Pearl earned SEC Coach of the Year acclaim and was tabbed as National Coach of the Year by The Sporting News and CBSsportsline.com. Sophomore shooting guard Chris Lofton broke school records that season for 3-pointers made (114), 3-pointers attempted (261) and 3-pointers made per game (3.80). Lofton was a consensus All-SEC first-teamer and Sporting News second-team All-American.

2006-07

Chris Lofton captured SEC Player of the Year and consensus second-team All-America recognition after leading the conference with 20.8 points and 3.42 3-pointers made per game. He helped propel the Volunteers to the Sweet Sixteen round of the NCAA Tournament and a final record of 24-11.

2007-08

Tennessee went 31-5, setting a program record for wins and capturing its first outright SEC Championship since 1967 with a 14-2 league mark. A monumental win at top-ranked Memphis in late-February propelled UT to its first-ever No. 1 national ranking, and the Vols went on to reach the Sweet Sixteen round of the NCAA Tournament, where they fell to Louisville. Chris Lofton was a second-team All-American and finished his illustrious career as the SEC's all-time 3-point king with 431 makes. Bruce Pearl was named SEC Coach of the Year and was the Adolph Rupp Cup National Coach of the Year as well.

2008-09

Tennessee won the SEC Eastern Division title with a 10-6 conference record, becoming the first program in SEC history to finish ahead of Kentucky in the league standings for four straight seasons. The Vols also returned to the NCAA Tournament and finished the year 21-13. In a home victory over UNC Asheville on Dec. 3, 2008, forward Tyler Smith posted the first triple-double in Tennessee history, finishing with 12 points, 10 rebounds and 10 assists.

2009-10

The Volunteers made their deepest-ever run in the NCAA Tournament, charging all the way to the Elite Eight and coming up one-point shy of the Final Four. Michigan State's 70-69 victory at the Edward Jones Dome in St. Louis ended UT's season at 28-9 (11-5 SEC). Senior forward Wayne Chism ended his Big Orange career having appeared in a school-record 142 games.

2010-11

Tennessee earned its sixth consecutive NCAA Tournament berth, tying a school record. But an NCAA investigation clouded the season, and head coach Bruce Pearl was suspended by SEC Commissioner Mike Slive for UT's first eight conference games (associate head coach Tony Jones led the Vols to a 5-3 record as "acting head coach"). Pearl was dismissed after Tennessee's opening round NCAA Tournament loss to Michigan. Forward Tobias Harris became the program's first-ever Freshman All-American selection, and he became the program's first "one-and-done" player when he was selected 19th overall in the 2011 NBA Draft.

2011-12

Cuonzo Martin was named the 18th head coach in program history on March 28, 2011, after three successful seasons as the head coach at Missouri State. His first Tennessee team was picked 11th in the conference but finished in a tie for second with a 19-15 (10-6 SEC) record and advanced to the second round of the NIT.

2013-14

For the first time since 2011, Tennessee returned to the NCAA Tournament. The Vols advanced all the way from the "First Four" in Dayton to the Sweet Sixteen, defeating Iowa, Mercer and UMass along the way. Tennessee came up one possession short of the Elite Eight, falling to Michigan by a score of 73-71 in Indianapolis. Senior guard Jordan McRae and junior forward Jarnell Stokes each were selected in the second round of the 2014 NBA Draft.

2014-15

Cuonzo Martin accepted the head coaching job at Cal following the 2013-14 campaign, and Tennessee tabbed Donnie Tyndall—previously at Southern Miss—as its 19th head coach on April 22, 2014. He lasted just one season, as his contract was terminated on March 27, 2015, due to alleged NCAA improprieties during his tenure at Southern Miss. The Vols went 16-16 (7-11 SEC) in his lone season. All-SEC wing Josh Richardson was selected by the Miami Heat in the second round of the 2015 NBA Draft, giving the Vols three draft picks in a two-year span.

2015-16

Following an impressive 17-year tenure at Texas, Rick Barnes was introduced as Tennessee's 20th all-time head coach on March 31, 2015. His first Tennessee team, which was inexperienced and undersized, finished 15-19 (6-12 SEC).

2017-18

In his third season with the Volunteers, Rick Barnes guided Tennessee to the fourth-most wins in program history, as the team finished 26-9. The Vols won the regular-season SEC Championship, advanced to the SEC Tournament Championship Game and earned a No. 3 seed in the NCAA Tournament. Tennessee spent 14 consecutive weeks ranked in the AP top 25, climbing as high as No. 13. Sophomore forward Grant Williams was named the SEC Player of the Year, and sophomore guard Lamonté Turner earned SEC co-Sixth Man of the Year honors. Barnes collected several Coach of the Year accolades, including SEC Coach of the Year from both the Associated Press and the league's head coaches.

2018-19

One of the most beloved teams in program history authored one of the greatest seasons in program history as the Volunteers tied the school record for wins, finishing 31-6 (15-3 SEC). National Coach of the Year Rick Barnes guided Tennessee to a school-record 19-game win streak, a perfect 18-0 record at Thompson-Boling Arena and a program-record-tying three wins over teams with a top-five ranking. The Vols also spent the entire season—wire-to-wire—ranked in the top 10, including four weeks atop both major polls. Leading scorer Grant Williams earned consensus first-team All-America acclaim and was the first SEC player since 1996 to be named SEC Player of the Year in back-to-back seasons. Senior wing Admiral Schofield was a first-team All-SEC performer, and junior point guard Jordan Bone was a second-team honoree. The Vols earned a No. 2 seed in the NCAA Tournament and reached the Sweet Sixteen, where they suffered an overtime loss to Purdue.

2019-20

Junior forward Yves Pons totaled 73 blocks, tying Tennessee's single-season school record. The 2020 SEC Tournament and all subsequent 2020 postseason tournaments were canceled due to the global coronavirus (COVID-19) public health crisis.

2020-21

The fact that a college basketball season took place was a major accomplishment in itself, as health and safety protocols and venue capacity restrictions related to the COVID-19 pandemic made 2020-21 a season unlike any other. Tennessee managed to play 24 regular-season games, including 17 SEC matchups. Senior Yves Pons earned his second straight SEC All-Defensive Team selection, and backed it up by blocking a school-record nine shots in Tennessee's first SEC Tournament game. The SEC All-Freshman Team duo of Jaden Springer and Keon Johnson led the Vols in scoring. Tennessee finished the year making a third straight appearance in the NCAA Tournament. The capacity at Thompson-Boling Arena was limited to 4,191 all season (down from 21,678).

2021-22

After 43 years, Tennessee ended its SEC Tournament championship drought, winning three games in three days as the No. 2 seed to capture the program's fifth SEC Tournament crown. And for the second time under head coach Rick Barnes, the Volunteers made their fourth straight appearance in the NCAA Tournament and spent the entire season ranked in the AP Top 25—ascending to a season-high of No. 5 in the final poll.

2022-23

A historically stingy defense took center stage for Tennessee throughout the 2022-23 season, as the Vols owned the nation's best defensive efficiency for 15 straight weeks and finished the season with Division I's best 3-point percentage defense (.265), third-best field-goal percentage defense (.373) and third-best scoring defense (57.9). Tennessee spent the entire season ranked in the AP Top 25, ascending as high as No. 2 in late January. The Vols defeated Kansas to win the Battle 4 Atlantis championship in November and also logged memorable wins over top-ranked Alabama, 10th-ranked Texas and 12th-ranked Duke to advance to the ninth Sweet 16 in program history and second since 2019.

2023-24

Tennessee went 27-9 in 2023-24 and, aided by a 13-2 stretch, won the SEC regular season title with a 14-4 conference record. It marked the 11th such crown in program history and the sixth in outright fashion. The Volunteers sealed the championship by defeating an AP top-20 foe in three consecutive outings for the first time ever. The span ended with road wins over AP top-20 teams in back-to-back contests, also a Tennessee first. The clincher came on March 6, a 66-59 victory at No. 17 South Carolina, behind 26 points from Dalton Knecht, the eventual SEC Player of the Year. Rick Barnes' team went on to earn the second Elite Eight berth in Tennessee history and finish fifth in both national polls, a program best.



ALL-TIME LETTER WINNERS

A

Aidoo, Jonas 2022, 23, 24
 Albrecht, Justin 2003, 04
 Alexander, Kyle 2016, 17, 18, 19
 Allen, Arthur 1940
 Allen, Corey 1992, 93
 Ammerman, Leon 1956, 57, 58 (Capt.)
 Anderson, Glenn 1960
 Anderson, Harry 1934, 35 (Capt.), 36 (Capt.)
 Anderton, David 1960, 61, 62
 Anosike, E.J., 2021
 Arterburn, Sam 1986
 Ashworth, Doug 1974, 75, 76 (Capt.)
 Asumnu, Stanley 2003, 04, 05, 06
 Atkins, Doug 1951
 Awaka, Tobe 2023, 24
 Ayres, Morgan B. 1924

B

Bailey Jr., Victor, 2021, 22
 Bailey, William 1943
 Baker, Del 1998, 99, 00, 02
 Balitsaris, Mike 1940, 41, 42
 Barnes, Cortez 1994
 Barnett, Irv "Big Stoop" 1945
 Barnhill, John H. 1926, 27, 28
 Bartlett, Tommy 1950, 51, 52 (Capt.)
 Barton, Antonio 2014
 Batey, Jack S. 1923, 25
 Baulkman, Devon 2015, 16
 Bayne, Howard 1964, 65, 66 (Capt.)
 Beaman, Tyrone 1981, 82, 83, 84
 Beane, David 1922, 23
 Beaty, Brian (Mgr.) 1992, 93
 Bell, David 1967
 Bell, Greg 1988, 89, 90, 91
 Bell, Henry R. 1918, 19, 20 (Capt.)
 Berry, Orlando 1992
 Bertelkamp, Bert 1977, 78, 79, 80
 Bertelkamp, Hank 1951, 52, 53 (Capt.)
 Bingham, Don 1957
 Binks Jr., William P. (Mgr.) 1941
 Black, C.J. 1997, 98, 99, 00
 Boerwinkle, Tom 1967, 68
 Bogott, Dan 1953
 Bohannon, Eldrick 1995
 Bond Jr., Cyrus H. 1912, 13
 Bonds, Rodney 1994
 Bone, Jordan 2017, 18, 19
 Bone, Josh 2010, 11
 Booth, Bill 1961, 63
 Bowden, Jordan 2017, 18, 19, 20
 Bowe, Clarence 1923, 24, 25
 Bowe, Nat W. (Mgr.) 1938
 Bower, B.A. 1913
 Bowers, Richard 1950, 51, 52
 Bowling, Orb 1961, 62, 63
 Bradford, Jim 1918
 Bradshaw, Dane 2004, 05, 06, 07 (Capt.)
 Brand, Chris 1992, 93
 Brand, Herschel 1936
 Braswell, Bo (Mgr.) 1987
 Brockman, Bobby (Mgr.) 1978
 Brooks, Michael 1981, 82, 83, 85
 Brown, Elvin 1986, 87, 88
 Brown, Fred V. 1929, 30
 Brown, Jermaine 1992, 93
 Bryant, Frank E. (Mgr.) 1910
 Brykalski, Bob 1975
 Burdette, George 1925
 Burris, Art 1947, 48, 49, 50 (Capt.)

Burton, Willie 1982, 83, 84
 Butcher, Elvin 1926, 27, 28 (Capt.)
 Byington, J.D. 1953, 54, 55
 Byrd, Bill 1948, 49

C

Caldwell, Craig (Mgr.) 1942
 Caldwell, Stanley 1993, 94
 Callaway, Frank B. 1918 (Capt.), 19 (Capt.)
 Campbell, Lucas 2019
 Campbell, Don 1970
 Campbell, Galen 2015
 Campbell, Glenn 1959, 60, 61 (Capt.)
 Campbell, Roe 1921, 22, 23
 Cannington, Quinn 2010
 Carmichael, Ron 1959, 60
 Carmichael III, Willie 2015
 Carnes, Shane 1995
 Carroll, Brian (Mgr.) 1997, 98
 Carter, Bobby 1959, 60, 61
 Carter, Garrett (Mgr.) 2017
 Carter, Gary 1979, 80, 81
 Carter, Lorraine 1926
 Carter, Myron 1984, 85
 Carter, Paul D. 1915, 16
 Cate, Bill 1955, 56
 Chandler, Kennedy 2022
 Chievous, Quinton 2013
 Childress, Ryan 2006, 07, 08, 09
 Chism, Wayne 2007, 08, 09 (Capt.), 10 (Capt.)
 Christenberry, Dexter (Mgr.) 1937
 Clark, Austin 1974, 75, 76
 Clark, John 1941, 42
 Clark, Rickey 1989
 Clemmons, Drew 2003
 Clinard, John G. 1915, 16
 Coffman, Greg (Mgr.) 1967, 68
 Coffman, Wes 1967, 68
 Cole, Johnny Paul (Mgr.) 2012
 Condon, Kyle (Mgr.) 2013
 Cook, Ted 1942, 43, 47 (Capt.)
 Cooley, Jim 1925, 26, 27 (Capt.)
 Cooper, Ray 1958, 59
 Corbitt, Maurice 1929, 30, 31 (Capt.)
 Cornwall, Jimmy 1965, 66
 Coulter, Kenny 1957, 58, 59
 Cramer, Noel (Mgr.) 1961
 Crenshaw Jr., Douglas (Mgr.) 1952
 Crews, Duke 2007, 08
 Crittenden, Ray 1923, 24, 25, 26
 Croft, Bobby 1968, 69, 70 (Capt.)
 Crosby, Terry 1976, 77, 78, 79
 Crumbliss, Polk 1933, 34
 Crump, Brandon 2002, 03, 04 (Capt.), 05 (Capt.)
 Cruze, Kyle 1954
 Cummins, Wade (Mgr.) 1950
 Cullis, A.W. 1922
 Curry, Michael 1990, 91, 92

D

Daniel III, James 2018
 Daniels, Clarence (Mgr.) 1909
 Darden, Johnny 1976, 77, 78 (Capt.), 79 (Capt.)
 Darlington, Jim (Mgr.) 1986
 Davidson, Bud (Mgr.) 1949
 Davidson, W. Perry 1916, 17
 Davis, A.J. 2014
 Davis, A. W. 1963, 64, 65 (Capt.)
 Davis, James H. 1929
 Davis, Tom (Mgr.) 1953

Davis, Vegas 1997, 98, 99, 00
 Dean, John 1927
 DeBro, Eddie 2006
 Dilione V, Freddie 2024
 Disney, Mike 1963
 Dodd, Robert L. 1929, 30 (Capt.) 31
 Donaldson, Donald 1915, 16
 Donnell, Robert (Mgr.) 1987
 Dougherty, Nathan W. 1909 (Capt.)
 Dunk, Alico 1995
 Dykes, J.M. 1928

E

Edwards, Mike 1971, 72, 73
 Eidson, Parker (Mgr.) 2017
 Elam, Thomas F. (Mgr.) 1930, 31
 Elliott, Sid 1962, 63, 64 (Capt.)
 Ellis, Dale 1980, 81, 82, 83
 Ellison, Marvin (Mgr.) 1939
 Elmore, P.W. 1912
 England, Jimmy 1969, 70, 71 (Capt.)
Estrella, J.P. 2024
 Evans, Lew 2017 (Capt.)

F

Faust, Hugh D. 1929, 30, 31 (Capt.)
 Feathers, Beattie 1932
 Federmann, Dan 1981, 82, 83, 84
 Felts, Hugh 1932, 34
 Fender, M.W. 1912, 13
 Fields, John 2011
 Finley, Jim 1964
 Fisher, Dick 1959, 60, 61
 Fisher, John W. 1936, 37
 Fleischman, Jacob 2020
 Flynn, James 1950
 Foster, Henry 1934
 Foss, Robert 1940
 Freeman, John (Mgr.) 1985, 87
 French, Phil (Mgr.) 1965, 66
 Fromm, Richard 1943
 Fulkerson, John 2018, 19, 20, 21, 22

G

Gaines, Davonte 2020, 21
Gainey, Jordan 2024
 Garratt, Glenmore 1917
 Garrison, Bob 1951
 Garrison, Henry 1958, 59
 Gash, Pee-Wee 2003, 04
 Gasparovic, Joe 1945, 46
 Gentry, Bob 1956, 57
 Gentry, Robert B. 1917
 Gibson, Sanford A. 1933
 Gilley, Bill 1959, 61
 Gilstorf, Michael (Mgr.) 2004
 Gipe, Bob 1955, 56, 57
 Goins, Melvin 2010, 11
 Golden, LaMarcus 1993, 94
 Golden, Trae 2011, 12, 13
 Goodman, Tom 1926
 Goodson, Gannon 1991, 92, 93, 94
 Graham, Don 1948, 49, 50
 Grafigny, Wayne (Mgr.) 1987
 Gray, Ed 1994
 Green, Aaron 1996, 97, 98, 99
 Greenblatt, LeClaire 1930, 31, 32
 Greenwood, Bartley J. 1913, 14, 15, 16 (Capt.)
 Greer, Ernest 1938
 Griffin, Mark 1986, 87, 88, 89

Griffith, Ben 2005 (Mgr.)
Grindstaff, Jenis 2001, 02
Groves, Carlus 1990, 91, 92
Grunfeld, Ernie 1974, 75, 76, 77 (Capt.)
Guinn, Bobby Jack 1967

H

Hackman, J.S. "Buddy" 1929
Haggard Jr., William O. (Mgr.) 1929
Haislip, Marcus 2000, 01, 02
Hall, Bill 1953, 54 (Capt.), 55
Hall, Kenny 2010, 11, 12, 13
Hamer, Steve 1993, 94, 95, 96 (Capt.)
Hann, Bill 1967, 68, 69
Hardison, C.M. 1914
Harkness, Billy 1923, 24, 25, 26 (Capt.)
Harper, Tyrone 1984, 86
Harris, Antonio 1996, 1997
Harris, David W. (Mgr.) 1933
Harris, Tobias 2011
Harris, Tony 1998, 99, 00, 01
Harris, Torrey 1996, 97, 98, 99
Hatcher, Adolphus H. "Buck" 1920, 21
Hatcher, Bill 1921, 22, 23, 24 (Capt.)
Hathaway, Charles 1997, 98, 99, 00, 01
Hausley, Ron 1986, 87
Hawkins, Greg 1971
Hawkins, Marshall 1943, 46, 47, 48 (Capt.)
Hendrickson, Charles W. 1934
Hendrix, Jemere 2004, 05
Hendrix, Tom 1966, 67, 68 (Capt.)
Henry, Travis 1986, 87, 88, 89
Herman, Paul 1941, 42, 43 (Capt.)
Herndon, Boomer 2003, 04
Higdon, Charles 1937, 38, 39 (Capt.)
Higgins, Jon 2000, 01, 02, 03 (Capt.)
Hipsher, Charles 1951, 52, 53
Hirschorn, Steve 1972
Hite, Paul P. 1912
Hogsett, Bobby 1963, 64, 66
Holden, Thaydeus 2002, 03
Hopson, Scotty 2009, 10, 11
Houston, Allan 1990, 91, 92, 93
Houston, John 1961
Howell, Jordan 2005, 06, 07, 08 (Capt.)
Hubert, Michael 2011
Hubbs III, Robert 2015, 16, 17 (Capt.)
Huffman, Gilbert 1939, 40 (Capt.), 41
Hug, Paul 1929
Huntley-Hatfield, Brandon 2022
Hyatt, Jerald 1982

I

Ikeakor, Andy 2001, 02

J

Jackson, Cornelius 1997
Jackson, Justin 2009
Jackson, Mike 1975, 76, 77 (Capt.)
Jacobs, Joseph 1914, 15, 16, 17 (Capt.)
James, Josiah-Jordan 2020, 21, 22, 23, 24
Jancek, Brock, 2022
Janes, Palmer 1919, 20, 21, 22 (Capt.)
Jarvis, Bill 1952, 53, 54, 55
Jenkins, Fred 1984, 85, 86, 87
Jennings, Jack 1939
Johanson, Mike 1986
Johnson, Alonzo 1992
Johnson, Damon 1995, 96
Johnson, Don 1969, 70, 71
Johnson, Gene 1935, 36, 37
Johnson, G. W. 1928
Johnson, A. Howard 1921, 22, 23 (Capt.), 24
Johnson, Jalen 2019, 20

Johnson, Keon, 2021
Johnson, Reggie 1977, 78, 79, 80
Johnson, Rip 1981
Johnson, Ronald (Mgr.) 1954
Johnston, Dick 1969, 70, 71
Jones, DaShay 1997, 98
Jones, Hugh 1947, 48, 49, 50
Jones, Rob 1983, 84, 85, 86
Jones, W. K. 1938
Joyce, Tim 1975
Justus, Bill 1967, 68, 69 (Capt.)

K

Kasongo, Ray 2016
Keenan, Bert 1950, 51
Keister, Earl 1922, 23, 24, 25 (Capt.)
Keller, Dick 1955, 57
Kemper, Bob 1945
Ketchen, F. Earl 1910, 11 (Capt.)
Key, Tyreke 2023
Kinard, Rudy 1969, 70
Kendrick, W. B. 1928
King, Bernard 1975, 76, 77
Kinzle, Hank 1948, 49, 50, 51
Kipp, Solon S. 1909, 10 (Capt.)
Kirk, Albert E. 1932, 33, 34 (Capt.)
Kischburg, Ed (Mgr.) 1945
Klein, Victor H. 1912, 13 (Capt.), 14 (Capt.), 15
Knecht, Dalton 2024
Kosmalski, Len 1972, 73, 74 (Capt.)
Krisle, George 1936, 37, 38

L

Landess, Sterling 1918, 19, 20
Langschmidt, Carl 1953
Ledbetter, Paul (Mgr.) 2004
Lee, Rashard 1996, 97, 98, 99
Leonhardt, Arthur E. 1910, 11, 12 (Capt.)
Leshner, John 1925
Little, Elvin 1951, 52, 53
Littleton, Ed 1981, 83
Lockhart, Ian 1987, 88, 89, 90
Lofton, Chris 2005, 06, 07 (Capt.), 08 (Capt.)
Logan, Byrl C. 1937, 38, 39 (Capt.)
Lopez, Brandon 2013
Love, Anthony 1981
Love, J.W. (Mgr.) 1911
Lovelace, Bill 1953, 54, 55
Lovell, James T. 1917, 18
Lowery, Butch 1958
Lucas, Charles R. "Mike" 1929, 30 (Capt.), 31
Luttrell, William 1939, 40, 41

M

Magers, Rud 1918, 19
Makanjuola, Yemi 2012, 13
Mansfield, Larry 1968
Marshall, Floyd "Biggy" 1935, 36, 37 (Capt.)
Martin, Everett 1935, 36
Martin, John 1960, 61, 62 (Capt.)
Martin, Paul (Mgr.) 1962
Mashack, Jahmai 2022, 23, 24
Masterson, Tipton 1935, 36, 37
Matlock, Sam A. (Mgr.) 1936
Maxedon, Grover A. 1911
Maymon, Jeronne 2012, 14
Maze, Bobby 2009, 10
McAshan, Hillie 1945
McBee, Skylar 2010, 11, 12, 13
McCabe, Willis 1920
McCallum, Robert (Mgr.) 1932
McClanahan, Jerry (Mgr.) 1973, 74
McCormack, Brandon (Mgr.) 2004
McCown, Leonidas W. 1909

McFadgon, Scooter 2004, 05 (Capt.)
McIntosh, Larry 1964, 65, 66 (Capt.)
McKeen, Allyn E. 1926, 27, 28
McMillan, Richard (Mgr.) 1955, 56
McPherson, David 1933, 34
McRae, Jordan 2011, 12, 13, 14
McSpadden, Malcolm 1912, 13, 14, 15 (Capt.)
McWhirter, E. Powell 1931, 32, 33 (Capt.)
Mehaffie, Bob (Mgr.) 1946
Mehen, Bernard 1940, 41, 42 (Capt.)
Mehen, Richard 1942, 43, 47 (Capt.)
Meriweather, James 1978
Miller, Dwight 2012
Mills, David (Mgr.) 1971, 72
Milton, Daryl 1991, 92, 93
Montgomery, Ed "Britches" 1948, 49, 50
Moore, Armani 2013, 14, 15 (Capt.), 16 (Capt.)
Moore, Jason 1995
Moore, Owen 1927
Moore, Scott 1996, 97, 98
Morris, Lee (Mgr.) 1957
Morrison, G.E. 1912, 13
Moss, David 1974
Moss, Howie 1960, 62 (Capt.)
Moss, J.E. 1920
Mostella, Detrick 2015, 16
Muldowney, Steve (Mgr.) 1981, 82
Murphy, Rob 2013
Myers, Kerry 1968, 70

N

Naler, Kirk 1983, 84, 85
Nash, Kevin 1978, 79, 80
Ndaiye, Rawane "Pops" 2014
Needham, Ken (Mgr.) 1960
Neely, Frank S. 1911
Neff, Herbie 1951, 52
Negedu, Emmanuel 2009
Neyland, Lewis 1954, 55, 56
Nix, Dyron 1986, 87, 88, 89
Nkamhoua, Olivier, 2020, 21, 22, 23

O

O'Connor, Ernest 1930, 31, 32
O'Neil, Bernard 1940, 41, 42
O'Neill, Bryan (Mgr.) 2004
O'Shields, Garland 1945 (Capt.), 46 (Capt.)
Ottinger, Russell (Mgr.) 2014
Owens, Tariq 2015

P

Pace, Lewis, C. 1915, (Mgr.) 16
Page, Harvey 1933
Pardue, James W. (Mgr.) 1940
Parker, Jerry 1962, 63 (Capt.)
Parker, Kwe 2017
Parmenter, Bob 1952
Parton, Ralph 1980
Patterson, Andre 2005, 06
Patterson, Robert F. (Mgr.) 1935
Pearl, Steven 2008, 09, 10, 11
Peltz, Roger 1971
Pember, Drew 2020
Perigo, Bob 1959, 61
Perkins, Marion F. 1935, 36
Petty, Malcolm "Mac" 1967, 68
Phillips, Julian 2023
Phillips, Shembari 2016, 17
Phillips, V.G. 1911
Phillips, William 1933, 34
Playšić, Uroš 2020, 21, 22, 23
Plotnicki, Ben "Skip" 1965
Pons, Yves 2018, 2019, 20, 21
Poole, Michael 1980

OUTLOOK

PLAYERS

STAFF

REVIEW

RESULTS

RECORDS

HONORS

POSTSEASON

VOLMANAC

MEDIA INFO



LETTER WINNERS

Powell, Dale 1948, 49, 50
Powell, Justin 2022
Powers, Elwood 1940
Preston, Don (Mgr.) 1958, 59
Price, Jay 1989, 90, 91, 92
Prince, J.P. 2008, 09, 10 (Capt.)
Punter Jr., Kevin 2015, 16 (Capt.)
Putnam, Wilton 1937, 39

R

Ransey, Allen C. 1936
Ratcliff, Parker (Mgr.) 2017
Ratiff, James 1978
Ray, Steve 1979, 80, 81, 82
Reed, William P. 1935
Reeder, C.A. "Lum" 1914, 17, 19
Reeder, Claude "Goot" 1930, 31, 32 (Capt.)
Reeder, James P. 1916, 17, 18
Reeder, Ross 1921, 22
Reese, Derek 2014, 15, 16
Reese, Ronnie 1988, 89, 90, 91
Reeverts, Don 1957, 58, 59
Rice, Alvin 1937, 38 (Capt.)
Rice, Charles P. 1927
Rice, Earle B. 1910
Richardson, Anthony 1984, 85, 86, 88
Richardson, Josh 2012, 13, 14, 15 (Capt.)
Richardson, Lloyd 1971, 72 (Capt.), 73
Ring, J.J. 1909, 10
Rivers, Steve 1990, 91, 92
Risser, Bob 1957, 58, 59
Roark, Burton (Mgr.) 2004
Robbins, Austin 1965, 66
Robertson, Maurice 1996
Robertson, Victor M. (Mgr.) 1923, 24
Robinette, Pat 1963, 64, 65
Robinson, Harvey L. 1931
Robinson, Larry 1972, 73 (Capt.)
Roth, Doug 1986, 87, 88, 89
Royster, Tony (Mgr.) 1979

S

Sample, Edward B. (Mgr.) 1924
Sams, Mike (Mgr.) 1980
Sandberg, Howard 1909, 10, 11
Sandford, Rob (Mgr.) 1963, 64
Savage, Brooks (Mgr.) 2006, 07, 08
Schofield, Admiral 2016, 17, 18, 19
Schubert, Herman A. 1918
Schultz, Charles 1924, 27
Schultz, Danny 1963, 64
Scott, Charles 1958, 59
Scott, Robert R. 1928
Seale, Bill 1974
Setliffe, J. Alvin 1929
Sewell, Antony 1998
Sexton, Scott (Mgr.) 1989, 90
Sharp, Harry B. 1928, 29 (Capt.), 30
Sheffield, John 1962
Sheffield, Shun 1992, 93, 94
Showalter, Dalen 1958, 59, 60 (Capt.)
Sienkowski, Jordan (Mgr.) 2020
Simpson, Gene 1956
Singerman, Jeff (Mgr.) 1975, 76
Slay, Ron 2000, 01, 02, 03 (Capt.)
Smith, Barry (Mgr.) 1983, 84
Smith, Curtis (Mgr.) 1986
Smith, JaJuan 2005, 06, 07, 08 (Capt.)
Smith, Matthew G. 1909
Smith, Ramar 2007, 08
Smith, Tyler 2008, 09 (Capt.), 10
Smithwick, Fred 2003, 04, 05
Snodgrass, John 1984
Snow, John 1972, 73, 74

Springer, Jaden, 2021
Spurlock, Jay (Mgr.) 2010
Stafford, Robert 1932, 33, 34
Stokes, Jarnell 2012, 13, 14
Stribling, Derek 2002, 03
Sullivan Jr., Joseph W. 1919, 20
Swearengen, Clarence 1988, 89

T

Tabb, Josh 2007, 08, 09
Tatum, Cameron 2009, 10, 11, 12
Taylor, Ron 1989
Teffetteller, Kenne 1978, 79
Test, Eddie 1960, 61
Thomas Jr., Daniel R. 1945, 46, 47
Thomas, Frank 1939, 40, 41 (Capt.)
Thomas, Jack 1946, 49
Thomas, J. Pope (Mgr.) 1951
Thomas, Stacey 1985
Thompson, Darius 2014
Thompson, Herman 1954, 55, 56, 57 (Capt.)
Threeths, Chuck 1977, 79, 80
Titsworth, John R. 1911, 12, 13
Tomlinson, Wayne 1972, 73, 74
Tormohlen, Gene 1957, 58, 59 (Capt.)
Treadway, Joe 1950, 52
Troutman, Conrad E. 1918, 19, 20, 21 (Capt.) 22
Tucker, John T. 1917 (Capt.)
Turner, Lamonté 2017, 18, 19, 20
Turner, Zach 2000, 01, 02, 03
Truelove, Jeff (Mgr.) 1968, 70

V

Vescovi, Santiago 2020, 21, 22, 23, 24
Victor, Isiah 1998, 99, 00, 01
Voelker, Eddie 1971, 72, 73

W

Walden, Leslie E. 1913, 15, 16
Walker, Derrick 2018, 19
Walker, Harris 2000, 01
Walker, Zack (Mgr.) 2020
Wallace, Bill 1962
Waller, Albert P. (Mgr.) 1927, 28
Walther, Paul 1945, 47, 48, 49 (Capt.)
Warren, Buist 1938, 40
Watson, C.J. 2003, 04 (Capt.), 05 (Capt.), 06 (Capt.)
Weatherford, Heiskell (Mgr.) 1934
Welcker, James D. 1910
Wells, Jordan (Mgr.) 1995
Westercamp, Charles W. "Chuck" 1937, 38
Wexler, Daniel B. 1917, 18
Whaley, Jordan (Mgr.) 2014
Wharton, Brandon 1996, 1997, 98, 99
Whitaker, Robert 1938, 40
White, Benton 1909
White, Tony 1984, 85, 86, 87
Whitesell, Bill (Mgr.) 1991, 92, 93, 94
Whitted, Kevin 1993, 94, 95
Widby, Ron 1965, 66, 67 (Capt.)
Widseth, Carl 1953, 54, 55, 56 (Capt.)
Wiener, Ed 1953, 54, 55 (Capt.)
Wilborn, Elgrace 2002, 03
Wild, Tanner 2009
Williams, Brian 2008, 09, 10, 11
Williams, Grant 2017, 18, 19
Williams, Shane 1995, 96
Wilson, Donald 1933
Wilson, Tommy 1961, 62, 63
Winchester, John 2003, 04
Wingate, Major 2004, 05, 06 (Capt.)
Wiseman, Lang 1990, 91, 92, 93
Witt, Roy 1928

Wolfe, Lloyd 1915, 16, 17
Wood, Howard 1978, 79, 80, 81
Woodall, Jim 1969, 70, 71
Woods, Kevin 1982, 83, 84, 85
Woods, Rodney 1973, 74, 75 (Capt.)
Woods, Terrence 2000, 01
Woodson, Brad 2019
Woolridge, Renaldo 2009, 10, 12
Wooton, Gordon 1943
Wright, Bill 1943, 47
Wynn, Herman D. "Breezy" 1933

Y

Yarbrough, Vincent 1999, 00, 01, 02
Young, Bill 1967

Z

Zeigler, Zakai 2022, 23, 24

To earn a letter, a player must compete in 50 percent of his team's games in that particular season. Service letters may be awarded to three- or four-year players, following their senior season, who never met that criteria.

LETTER WINNERS BY HOMETOWN

Corrections or additions to this list should be directed via email to alexschwartz@tennessee.edu

ALABAMA**Auburn**

Howell, Jordan 2005, 06, 07, 08 (Capt.)

Birmingham

Goodson, Gannon 1991, 92, 93, 94

Decatur

Mostella, Detrick 2015, 16

Fayette

Finley, Jim 1964

Florence

Turner, Lamonté 2017, 18, 19, 20

Gadsden

Naler, Kirk 1983, 84, 85

Marion

Johnson, Alonzo 1992

Moulton

Taylor, Ron 1989

ARIZONA**Parker**

Davis, Vegas 1997, 98, 99, 00

Tucson

Gainey, Jordan 2024

CALIFORNIA**Fontana**

Mashack, Jahmai 2022, 23, 24

Los Angeles

Patterson, Andre 2005, 06

Riverside

Gray, Ed 1994

San Bernardino

Bohannon, Etdrick 1995

San Diego

Goins, Melvin 2010, 11

Sherman Oaks

Woolridge, Renaldo 2009, 10, 12

COLORADO**Thornton**

Knecht, Dalton 2024

CONNECTICUT**Stamford**

Winchester, John 2003, 04

FLORIDA**Apopka**

Carmichael III, Willie 2015

Clearwater

Wallace, Bill 1962

Ft. Walton Beach

Nix, Dyron 1986, 87, 88, 89

Groveland

Robbins, Austin "Red" 1965, 66

Miami

Byrd, Bill 1948, 49
Warren, Buist 1938, 40

Orlando

Reese, Derek 2014, 15, 16

Tallahassee

Stribling, Derek 2002, 03

GEORGIA**Albany**

Sheffield, Shun 1992, 93, 94

Atlanta

Kinard, Rudy 1969, 70
Phillips, Shembari 2016, 17

Bainbridge

Baulkman, Devon 2015, 16

Baxley

Meriweather, James 1978

Buford

Davis, A.J. 2014

Covington

Hendrix, Jemere 2004, 05

Decatur

Curry, Michael 1990, 91, 92

Dublin

Wynn, Herman D. "Breezy" 1933

Ellenwood

Johnson, Reggie 1977, 78, 79, 80

Gainesville

Thomas, Stacey 1985

Kennesaw

Moore, Armani 2013, 14, 15 (Capt.), 16 (Capt.)

Lithonia

Clark, Rickey 1989
Tatum, Cameron 2009, 10, 11, 12

Marietta

Ellis, Dale 1980, 81, 82, 83
Hipsher, Charles 1951, 52, 53

Midway

McRae, Jordan 2011, 12, 13, 14

Millen

Burton, Willie 1982, 83, 84

Powder Springs

Golden, Trae 2011, 12, 13

Ringgold

Moss, David 1974

Savannah

Milson, Daryl 1991, 92, 93

Stone Mountain

Hall, Kenny 2010, 11, 12, 13

ILLINOIS**Benson**

Johnson, Don 1969, 70, 71

Carbondale

Tabb, Josh 2007, 08, 09

Chicago

Chievous, Quinton 2013

Collinsville

Ray, Steve 1979, 80, 81, 82

Rock Falls

Bogott, Dan 1953

Watseka

Martin, John 1960, 61, 62 (Capt.)

Zion

Schofield, Admiral 2016, 17, 18, 19

INDIANA**Bloomington**

Brand, Chris 1992, 93

Fort Wayne

Keenan, Bert 1950, 51

Greenfield

Edwards, Mike 1971, 72, 73

Holland

Tormohlen, Gene 1957, 58, 59 (Capt.)

Jeffersonville

Flynn, Jim 1950

Kokomo

Kellar, Dick 1955, 57

Lafayette

Perigo, Bob 1959, 61

Logansport

Showalter, Dalen 1958, 59, 60 (Capt.)

OUTLOOK

PLAYERS

STAFF

REVIEW

RESULTS

RECORDS

HONORS

POSTSEASON

VOLMANAC

MEDIA INFO



LETTER WINNERS BY HOMETOWN

New Castle
Ammerman, Leon 1956, 57, 58 (Capt.)
Huffman, Gilbert 1939, 1940 (Capt.), 41

Richmond
Logan, Byrl C. 1937, 38, 39 (Capt.)

Vincennes
Parmenter, Bob 1952

KANSAS
Wichita
Barnes, Cortez 1994

KENTUCKY
Campbellsville
Parker, Jerry 1962, 63 (Capt.)

Carlisle
Gilley, Bill 1959, 61

Covington
Walther, Paul "Lefty" 1945, 47, 48, 49 (Capt.)

DeWitt
Bingham, Don 1957

Earlington
Coffman, Wes 1967, 68

Elizabethtown
Hendrix, Tom 1966, 67, 68 (Capt.)

Fall Rock
Campbell, Glenn 1959, 60, 61 (Capt.)

Four Mile
Woods, Rodney 1973, 74, 75 (Capt.)

Hebron
Parton, Ralph 1980

Hopkinsville
Hopson, Scotty 2009, 10, 11
Victor, Isiah 1998, 99, 00, 01

Louisville
Bertelkamp, Hank 1951, 52, 53 (Capt.)
Brown, Jermaine 1992, 93
Houston, Allan 1990, 91, 92, 93
Kemper, Bob 1945
Powell, Dale 1948, 49, 50
Voelker, Eddie 1971, 72, 73

Manchester
Garrison, Henry 1958, 59

Maysville
Lofton, Chris 2005, 06, 07 (Capt.), 08 (Capt.)

Middlesboro
Schultz, Danny 1963, 64

Paducah
Arterburn, Sam 1986

Pikeville
Booth, Bill 1961, 63

Prospect
Powell, Justin 2022

Sandy Hook
Bowling, Orb 1961, 62, 63

LOUISIANA
New Orleans
Robertson, Maurice 1996

MAINE
Scarborough
Estrella, J.P. 2024

MARYLAND
Baltimore
Barton, Antonio 2014
Woods, Kevin 1982, 83, 84, 85

Odenton
Owens, Tariq 2015

Suitland
Maze, Bobby 2009, 10

MICHIGAN
Mt. Clemens
Smith, Ramar 2007, 08

Royal Oak
Peltz, Roger 1971

Trenton
Nash, Kevin 1978, 79, 80

MINNESOTA
Minneapolis
Widseth, Carl 1953, 54, 55, 56 (Capt.)

MISSISSIPPI
Sardis
Harris, Torrey 1996, 97, 98, 99

MISSOURI
Kansas City
Walker, Derrick 2018, 19

NEBRASKA
Omaha
Albrecht, Justin 2003-04

NEVADA
Las Vegas
Watson, C.J. 2003, 04 (Capt.), 05 (Capt.),
06 (Capt.)

NEW JERSEY
East Orange
Anosike, E.J., 2021

Springfield
Hirschorn, Steve 1972

NEW YORK
Bronx
Punter Jr., Kevin 2015, 16 (Capt.)
Williams, Brian 2008, 09, 10, 11

Brooklyn
King, Bernard 1975, 76, 77
Wiener, Ed 1953, 54, 55 (Capt.)

Buffalo
Gaines, Davonte 2020, 21

Dix Hills
Harris, Tobias 2011

East Hampton
Wood, Howard 1978, 79, 80, 81

Forest Hills
Grunfeld, Ernie 1974, 75, 76, 77 (Capt.)

Hyde Park
Awaka, Tobe 2023, 24

Lackawanna
Threeths, Chuck 1977, 79, 80

Long Island (Wyandanch)
Zeigler, Zakai 2022, 23, 24

Niagara Falls
Beaman, Tyrone 1981, 82, 83, 84

NORTH CAROLINA
Asheville
Brown, Fred V. 1929, 30
Gash, Pee-Wee 2003, 04

Ayden
Dunk, Alico 1995

Charlotte
Rivers, Steve 1990, 91, 92
Sienkowski, Jordan (Mgr.) 2020
Springer, Jaden, 2021
Turner, Zach 2000, 01, 02, 03
White, Tony 1984, 85, 86, 87
Williams, Grant 2017, 18, 19

Durham
Aidoo, Jonas, 2022, 23, 24
Johnson, Jalen 2019, 20
Lee, Rashard 1996, 97, 98, 99

Fayetteville
Dilione V, Freddie 2024
Fields, John 2011
Parker, Kwe 2017

Goldsboro
Richardson, Anthony 1984, 85, 86, 88

Greensboro
Jarvis, Bill 1952, 53, 54, 55
Keister, Earl 1922, 23, 24, 25 (Capt.)

Marion
Hausley, Ron 1986, 87

Raleigh

Ndiaye, Rawane "Pops" 2014

Spruce Pine

Grindstaff, Jenis 2001, 02

Weaverville

Robinson, Harvey L. 1931

Wilmington

Whitted, Kevin 1993, 94, 95

OHIO

Alliance

Johanson, Mike 1986

Canton

Brykalski, Bob 1975
Hug, Paul 1929

Celina

Myers, Kerry 1968, 70

Cincinnati

Berry, Orlando 1992
Childress, Ryan 2006, 07, 08, 09
Federmann, Dan 1981, 82, 83, 84

Cleveland

Hann, Bill 1967, 68, 69

Dayton

Ashworth, Doug 1974, 75, 76 (Capt.)
Bayne, Howard 1964, 65, 66 (Capt.)
Bell, David 1967
Carmichael, Ron 1959, 60

Franklin

McIntosh, Larry 1964, 65, 66 (Capt.)

Independence

Boerwinkle, Tom 1967, 68

Maple Heights

Kosmalski, Len 1972, 73, 74 (Capt.)

Newark

Snow, John 1972, 73, 74

Sandusky

Barnett, Irv "Big Stoop" 1945
Jones, DaShay 1997, 98

Shaker Heights

Higgins, Jon 2000, 01, 02, 03 (Capt.)

Springfield

Wilborn, Elgrace 2002, 03
Wilson, Tommy 1961, 62, 63

Toledo

Crosby, Terry 1976, 77, 78, 79
Darrington, Chris 2018

Wooster

Petty, Malcolm "Mac" 1967, 68

Youngstown

Joyce, Tim 1975

OKLAHOMA

Edmond

Richardson, Josh 2012, 13, 14, 15 (Capt.)

PENNSYLVANIA

Altoona

Johnston, Dick 1969, 70, 71

Penndel

Cornwall, Jimmy 1965, 66

Pittsburgh

Balitsaris, Mike 1940, 41, 42

SOUTH CAROLINA

Blythewood

Phillips, Julian 2023

Charleston

James, Josiah-Jordan 2020, 21, 22, 23, 24

Florence

Wingate, Major 2004, 05, 06 (Capt.)

Irmo

Savage, Brooks (Mgr.) 2006, 07, 08

Spartanburg

O'Shields, Garland "Mule" 1945 (Capt.), 46 (Capt.)

TENNESSEE

Alcoa

Thompson, Herman 1954, 55, 56, 57 (Capt.)

Arlington

Wiseman, Lang 1990, 91, 92, 93

Blountville

Caldwell, Craig (Mgr.) 1942

Bradford

Bryant, Frank E. (Mgr.) 1910

Brentwood

Murphy, Rob 2013

Bristol

Hogsett, Bobby 1963, 64, 66

Capleville

Bowe, Clarence 1923, 24, 25
Bowe, Nat W. (Mgr.) 1938

Carthage

Moore, Scott 1996, 97, 98

Celina

Key, Tyreke 2023

Chattanooga

Binks Jr., William P. (Mgr.) 1941
Black, C.J. 1997, 98, 99, 00
Perkins, Marion F. 1935, 36
Poole, Michael 1980
Price, Jay 1989, 90, 91, 92
Snodgrass, John 1984
Test, Eddie 1960, 61
Walker, Harris 2000, 01

Clarksville

Huntley-Hatfield, Brandon 2022

Cleveland

Baker, Del 1998, 99, 00, 02
Cate, Bill 1955, 56
Haggard Jr., William O. (Mgr.) 1929
Smith, JaJuan 2005, 06, 07, 08 (Capt.)
Yarbrough, Vincent 1999, 00, 01, 02

Clinton

Crenshaw Jr., Douglas (Mgr.) 1952

Columbia

Jenkins, Fred 1984, 85, 86, 87
Thomas, Frank 1939, 40, 41 (Capt.)

Cross Plains

Groves, Carlus 1990, 91, 92

Farragut

Graham, Don 1948, 49, 50

Fayetteville

Hatcher, Bill 1921, 22, 23, 24 (Capt.)

Franklin

Moore, Jason 1995
Ring, J.J. 1909, 10

Fountain City

Matlock, Sam A. (Mgr.) 1936

Gallatin

Hite, Paul P. 1912
Ransley, Allen C. 1936

Grand Junction

Hamer, Steve 1993, 94, 95, 96 (Capt.)

Greenback

Disney, Mike 1963

Greeneville

Campbell, Roe 1921, 22, 23
Ottinger, Russell (Mgr.) 2014

Happy Valley

Treadway, Joe 1950, 52

Hendersonville

Hubert, Michael 2011

Humboldt

Atkins, Doug 1951

Jackson

Chism, Wayne 2007, 08, 09 (Capt.), 10 (Capt.)
Donnell, Robert (Mgr.) 1987
Fisher, Dick 1959, 60, 61
Freeman, John (Mgr.) 1985, 87

Jellico

Harkness, William S. 1923, 24, 25, 26 (Capt.)

Johnson City

Carnes, Gary 1979, 80, 81
Johnson, Damon 1995, 96
McCown, Leonidas W. 1909
Williams, Shane 1995, 96

OUTLOOK

PLAYERS

STAFF

REVIEW

RESULTS

RECORDS

HONORS

POSTSEASON

VOLMANAC

MEDIA INFO



LETTER WINNERS BY HOMETOWN

Kenton

Smith, Matthew G. 1909

Kingsport

Carnes, Shane 1995
Dodd, Robert L. 1929, 30 (Capt.), 31
Fulkerson, John 2018, 19, 20, 21, 22
Gipe, Bob 1955, 56, 57
Hug, Paul 1929

Kingston

Clark, Austin 1974, 75, 76
Guinn, Bobby Jack 1967

Knoxville

Anderton, David 1960, 61, 62
Ayres, Morgan B. 1924
Bailey, William 1943
Bartlett, Tommy 1950, 51, 52 (Capt.)
Bertelkamp, Bert 1977, 78, 79, 80
Bowden, Jordan 2017, 18, 19, 20
Byington, J.D. 1953, 54, 55
Callaway, Frank B. 1918 (Capt.), 19 (Capt.)
Campbell, Lucas 2019
Campbell, Galen 2015
Cannington, Quinn 2010
Christenberry, Dexter (Mgr.) 1937
Clemmons, Drew 2003
Cooper, Ray 1958, 59
Crittenden, Ray 1923, 24, 25, 26
Crumbless, Polk 1933, 34
Cruze, Kyle 1954
Ellison, Marvin (Mgr.) 1939
England, Jimmy 1969, 70, 71 (Capt.)
Faust, Hugh 1929, 30, 31 (Capt.)
Fox, Robert 1940
Gentry, Bob 1956, 57
Greenblatt, LeClaire 1930, 31, 32
Hall, Bill 1953, 54 (Capt.), 55
Henry, Travis 1986, 87, 88, 89
Houston, John 1961
Hyatt, Jerald 1982
Jancek, Brock 2022
Johnson, A. Howard 1921, 22, 23 (Capt.), 24
Jones, Hugh 1947, 48, 49, 50
Jones, Rob 1983, 84, 85, 86
Justus, Bill 1967, 68, 69 (Capt.)
Ketchen, F. Earl 1910, 11 (Capt.)
Kipp, Solon S. 1909, 10 (Capt.)
Kirk, Albert E. 1932, 33, 34 (Capt.)
Krisle, George 1936, 37, 38
Ledbetter, Paul (Mgr.) 2004
Lopez, Brandon 2013
Lovelace, Bill 1953, 54, 55
Lowery, Butch 1958
Luttrell, William 1939, 40, 41
Masterson, Tipton 1935, 36, 37
McCormack, Brandon (Mgr.) 2004
Montgomery, Ed 1948, 49, 50
Neff, Herbie 1951, 52
Neiland, Lewis 1954, 55, 56
Pearl, Steven 2008, 09, 10, 11
Pember, Drew 2020
Plotnicki, Skip 1965
Preston, Don (Mgr.) 1958, 59
Reeder, C.A. "Lum" 1914, 17, 19
Reeder, Claude "Goot" 1930, 31, 32 (Capt.)
Reeverts, Don 1957, 58, 59
Rice, Earle B. 1910
Roth, Doug 1986, 87, 88
Sample, Edward B. (Mgr.) 1924
Scott, Charles 1958, 59
Sewell, Anthony 1998
Thomas Jr., Daniel R. 1945, 46, 47
Thomas, Jack 1946, 49

Titsworth, John R. 1911, 12, 13
Troutman, Conrad E. 1918, 19, 20, 21 (Capt.), 22
Walker, Zack (Mgr.) 2020
Widby, Ron 1965, 66, 67 (Capt.)
Wright, Bill 1943, 47
Young, Bill 1967

Lenoir City

Burdette, George 1925

Lewisburg

Batey, Jack S. 1923, 25
Haislip, Marcus 2000, 01, 02

Lexington

Thomas, J. Pope (Mgr.) 1951

Madison

Carnes, Myron 1984, 85

Maryville

Coulter, Kenny 1957, 58, 59
Fisher, John W. 1936, 37
Teffteller, Kenne 1978, 79

Memphis

Anderson, Harry 1934, 35 (Capt.), 36 (Capt.)
Bradshaw, Dane 2004, 05, 06, 07 (Capt.)
Brooks, Michael 1981, 82, 83, 85
Campbell, Don 1970
Chandler, Kennedy 2022
Cole, Johnny Paul (Mgr.) 2012
Golden, LaMarcus 1993, 94
Harris, Antonio 1996, 97
Harris, Tony 1998, 99, 00, 01
Janes, Palmer 1919, 20, 21, 22 (Capt.)
Langschmidt, Carl 1953
Love, Anthony 1981
Mansfield, Larry 1968
McCabe, Willis 1920
McCallum, Robert (Mgr.) 1932
McFadgon, Scooter 2004, 05 (Capt.)
McKeen, Allyn E. 1926, 27, 28
Neely, Frank S. 1911
Pardue, James W. (Mgr.) 1940
Prince, J.P. 2008, 09, 10 (Capt.)
Scott, Robert R. 1928
Sexton, Scott (Mgr.) 1989, 90
Sharp, Harry B. 1928, 29 (Capt.), 30
Smithwick, Fred 2003, 04, 05
Stokes, Jarnell 2012, 13, 14
Swearengen, Clarence 1988, 89
Weatherford, Heiskell (Mgr.) 1934
Woods, Terrence 2000, 01

Millington

Corbitt, Maurice 1929, 30, 31 (Capt.)

Morristown

Marshall, Floyd "Biggy" 1935, 36, 37 (Capt.)

Murfreesboro

Thompson, Darius 2014
Woodson, Brad 2019

Nashville

Allen, Corey 1992, 93
Bone, Jordan 2017, 18, 19
Bone, Josh 2010, 11
Bowers, Richard 1950, 51, 52
Burris, Art 1947, 48, 49, 50 (Capt.)
Eidson, Parker (Mgr.) 2017
Hackman, J.S. 1929

Harper, Tyrone 1984, 86
Hathaway, Charles 1997, 98, 99, 00, 01
Herndon, Boomer 2003, 04
Jackson, Mike 1975, 76, 77 (Capt.)
Johnson, Rip 1981
Lucas, Charles R. "Mike" 1929, 30, (Capt.) 31
McWhirter, E. Powell 1931, 32, 33 (Capt.)
Risser, Bob 1957, 58, 59
Slay, Ron 2000, 01, 02, 03 (Capt.)
Wharton, Brandon 1996, 97, 98, 99
Whitesell, Bill (Mgr.) 1991, 92, 93, 94

Newbern

Hubbs III, Robert 2015, 16, 17 (Capt.)

Oak Ridge

Moss, Howie 1960, 62 (Capt.)

Paris

Littleton, Ed 1981, 83

Piney Flats

Carter, Garrett (Mgr.) 2017

Powell Station

Dougherty, Nathan W. 1909 (Capt.)

Pulaski

Smith, Tyler 2008, 2009 (Capt.), 10

Ridgetop

Phillips, William 1933, 34

Rogersville

Richardson, Lloyd 1971, 72 (Capt.), 73

Rutledge

Davis, A.W. 1963, 64, 65 (Capt.)
McBee, Skylar 2010, 11, 12, 13

Savannah

Barnhill, John H. 1926, 27, 28

Sevierville

Whaley, Jordan (Mgr.) 2014

Shelbyville

Johnson, Keon, 2021

Smithville

Braswell, Bo (Mgr.) 1987

Smyrna

DeBro, Eddie 2006

Springfield

Darden, Johnny 1976, 77, 78 (Capt.), 79 (Capt.)

Sweetwater

Green, Aaron 1996, 97, 98, 99

Tullahoma

Robertson, Victor M. (Mgr.) 1923, 24

Union City

Bonds, Rodney 1994
Caldwell, Stanley 1993, 94
Elam, Thomas F. (Mgr.) 1930, 31
Griffin, Mark 1986, 87, 88, 89
Harris, David W. (Mgr.) 1933

Woodford

Pace, Lewis C. 1915 (Mgr.), 16

TEXAS

Austin

Bailey Jr., Victor 2021, 22
Fleschman, Jacob 2020

El Paso

Seale, Bill 1974
Tomlinson, Wayne 1972, 73, 74

Houston

Asumnu, Stanley 2003, 04, 05, 06
Crump, Brandon 2002, 03, 04 (Capt.), 05 (Capt.)
Ikeakor, Andy 2001, 02

Silsbee

Holden, Thaydeus 2002, 03

UTAH

Salt Lake City

Evans, Lew 2017 (Capt.)

VIRGINIA

Bristol

Carter, Bobby 1959, 60, 61
Feathers, Beattie 1932
Robinette, Pat 1963, 64, 65

Franklin

Reese, Ronnie 1988, 89, 90, 91

Fredericksburg

Jackson, Justin 2009

Hampton

Crews, Duke 2007, 08
Daniel III, James 2018

Haysi

Anderson, Glenn 1960

Roanoke

Kinzel, Hank 1948, 49, 50, 51

Springfield

Condon, Kyle (Mgr.) 2013

WASHINGTON, D.C.

Ratliff, James 1978

WEST VIRGINIA

Beckley

Cook, Ted 1942, 43 47 (Capt.)

Benwood

Gasparovic, Joe 1945, 46

Charleston

Woodall, Jim 1969, 70, 71

Huntington

Hawkins, Greg 1971
Hawkins, Marshall 1943, 46, 47, 48 (Capt.)
Wild, Tanner 2009

London

Bell, Greg 1988, 89, 90, 91

Mullens

Elliott, Sid 1962, 63, 64 (Capt.)

Oak Hill

Jackson, Cornelius 1997

Princeton

Little, Elvin 1951, 52, 53

Wheeling

Mehen, Bernard 1940, 41, 42 (Capt.)
Mehen, Richard 1942, 43, 47 (Capt.)

WISCONSIN

Madison

Maymon, Jeronne 2012, 14

U.S. VIRGIN ISLANDS

St. Thomas

Brown, Elvin 1986, 87, 88

BAHAMAS

Nassau

Lockhart, Ian 1987, 88, 89, 90
Miller, Dwight 2012

CANADA

Hamilton, Ontario

Croft, Bobby 1968, 69, 70 (Capt.)

Milton, Ontario

Alexander, Kyle 2016, 17, 18, 19

Toronto, Ontario

Kasongo, Ray 2016

FINLAND

Helsinki

Nkamhoua, Olivier 2020, 21, 22, 23

FRANCE

Fuveau

Pons, Yves 2018, 19, 20, 21

NIGERIA

Lagos

Makanjuola, Yemi 2012, 13

Kaduna

Negedu, Emmanuel 2009

SERBIA

Ivanjica

Plavšić, Uroš 2020, 21, 22, 23

URUGUAY

Montevideo

Vescovi, Santiago 2020, 21, 22, 23, 24

OUTLOOK

PLAYERS

STAFF

REVIEW

RESULTS

RECORDS

HONORS

POSTSEASON

VOLMANAC

MEDIA INFO



INCOMING TRANSFER HISTORY

Corrections or additions to this list should be directed via email to alexschwartz@tennessee.edu

DIVISION I TRANSFERS

Name	Year in Residency	Active at Tenn.	Previous School
Anosike, E.J.+	immediately eligible	2020-21	Sacred Heart
Bailey Jr., Victor	2019-20	2020-22	Oregon
Barton, Antonio+	immediately eligible	2013-14	Memphis
Bohannon, Etdrick	1993-94	1994-95	Arizona
Bone, Josh*!	Jan. 2009 - Dec. 2010	2009-11	Southern Illinois
Chiles, Ian+	immediately eligible	2014-15	IUPUI
Coogler, Jim*	immediately eligible	1980-81	Middle Tennessee State
Daniel III, James+	immediately eligible	2017-18	Howard
Dubar, Darlimestone+	immediately eligible	2024-present	Hofstra
Evans, Lew+	immediately eligible	2016-17	Utah State
Fields, John+	immediately eligible	2010-11	UNC Wilmington
Gainey, Jordan	immediately eligible	2023-present	USC Upstate
Grindstaff, Jenis	1998-99	1999-2002	Virginia Tech
Hendrix, Jemere	2002-03	2003-05	Clemson
Hubert, Michael*	immediately eligible	2008-11	Chattanooga
Hurst, Grant*	immediately eligible	2023-present	UT Martin
Key, Tyreke+	immediately eligible	2021-22	Indiana State
Killmartin, Ryan*	immediately eligible	2011-12	Appalachian State
Knecht, Dalton*	immediately eligible	2023-24	Northern Colorado
Lanier, Chaz	immediately eligible	2024-present	North Florida
Makan, Kaylan*	immediately eligible	2023-24	The Citadel
Maymon, Jeronne	Jan. 2010 - Dec. 2011	2010-14	Marquette
McFadgon, Scooter	2002-03	2003-05	Memphis
Milicic Jr., Igor	immediately eligible	2024-present	Charlotte
Murphy, Rob*	2010-11	2011-13	Lipscomb
Okpara, Felix	immediately eligible	2024-present	Ohio State
Patterson, Andre	2003-04	2004-06	UCLA
Plavšić, Uroš	immediately eligible	2019-23	Arizona State
Powell, Justin	immediately eligible	2021-22	Auburn
Prince, J.P.	Jan. 2010 - Dec. 2011	2007-10	Arizona
Smith, Tyler	Waiver; immediately eligible	2007-10	Iowa
Tracey, Vinnie	Jan. 1972 - Dec. 1973	1973-75	Boston College

* Transferred to Tennessee as a walk-on; ! Later earned a scholarship

+ Graduate transfer


The NCAA eliminated the year in residency rule during the 2020-21 season

JUNIOR COLLEGE TRANSFERS

Name	Active at Tenn.	Previous School
Albrecht, Justin	2002-04	Iowa Western Community College
Allen, Corey	1991-93	Aquinas Junior College (Tenn.)
Barnes, Cortez	1993-94	Hutchinson Community College (Kan.)
Baulkman, Devon	2014-16	Gulf Coast State College (Fla.)
Berry, Orlando	1991-92	Hiwassee College (Tenn.)
Darrington, Chris	2017-18	Vincennes University (Ind.)
Edwards, D'Montre	2012-14	Brevard Community College (Fla.)
Ferguson, Micquan	2001-02	Aquinas Junior College (Tenn.)
Glenn, Terry	1978-79	Morristown Junior College (Tenn.)
Goins, Melvin	2009-11	Mt. San Jacinto College (Calif.)
Guinn, Bobby Jack	1965-67	Hiwassee Junior College (Tenn.)
Holden, Thaydeus	2001-03	Seward County Community College (Kan.)
Johnson, Damon	1994-96	Hiwassee College (Tenn.)
Johnson, Rip	1979-81	Motlow State Community College (Tenn.)
Jones, DaShay	1996-98	Vincennes Junior College (Ind.)
Kasongo, Ray	2015-16	College of Southern Idaho
Kegler, Alec*	2022-23	Roane State Community College (Tenn.)
Maze, Bobby	2008-10	Hutchinson Community College (Kan.)
Miller, Dwight	2011-13	Midland College (Texas)
Ndiaye, Rawane	2013-14	Indian Hills Community College (Iowa)
Passley, Tony	2006-07	Redlands Community College (Okla.)
Punter Jr., Kevin	2014-16	State Fair Community College (Mo.)
Robbins, Austin "Red"	1964-66	Chipola Junior College (Fla.)
Robinson, Larry	1971-73	Ferrum Junior College (Va.)
Schultz, Danny	1962-64	Hiwassee Junior College (Tenn.)
Sulack, Isaiah	2020-23	Bossier Parish Community College (La.)
Swearengen, Clarence	1987-89	Connors State Junior College (Okla.)
Teffteller, Kenne	1977-79	Walters State Community College (Tenn.)
Turner, Eric	1988-89	Los Angeles City College (Calif.)
Williams, Shane	1994-96	Northeastern Oklahoma A&M College
Wright, Lou	2003-04	Southwest Tennessee Community College

DIVISION II & DIVISION III TRANSFERS


Name	Active at Tenn.	Previous School
Clemmons, Drew*	2001-03	King College (Tenn.) [DIII]
Coyne, Colin*	2022-24	Mary Washington (Va.) [DIII]



In his lone year at UT, **Dalton Knecht** led the Vols to the 2023-24 SEC regular season title and an Elite Eight berth. He won SEC Player of the Year, the first mid-major transfer to do so, plus the SEC scoring crown and Julius Erving Award. The consensus First Team All-American was runner-up for AP National Player of the Year.



J.P. Prince helped UT to its first 30-win season (2007-08) and its first Elite Eight appearance (2009-10). In 2007-08, he won SEC Sixth Man of the Year and aided the Vols to their first outright SEC regular season championship in 41 years. Prince earned 2010 NCAA Midwest Region All-Tournament accolades.



The second transfer in UT men's basketball history, **Austin "Red" Robbins** was a Helms Athletic Foundation First Team All-American 1965-66. That year, as a senior, he averaged 17.1 points and 12.6 rebounds per game, the latter of which remains fifth on the Vols' single-season list. He went on to be a four-time ABA All-Star.


MULTI-SPORT BASKETBALL PLAYERS

PLAYER	POS	YEARS	OTHER SPORTS AT TENNESSEE (POS, YEARS)
Anderson, Harry	C	1934-36	Track (1934-36)
Atkins, Doug	C	1951	Football (T, 1950-52); Track (1950-52)
Asumnu, Stanley	F	2003-06	Football (WR, 2006)
Balitsaris, Mike	G	1940-42	Football (End, 1939-41); Baseball (1941)
Barnhill, John H.		1927-28	Football (1925-27); Track (1926-28)
Bartlett, Tommy	G	1951-52	Tennis (1950-52)
Brown, Fred		1929-30	Tennis (1929)
Burdette, George		1925	Football (G, 1923-25); Track (1925)
Campbell, Don	G	1968-70	Baseball (INF, 1968-70)
Campbell, Roe	C	1921-23	Football (QB, 1920-22, 24)
Chancey, Steve	F	1972	Football (FB, 1971-73)
Corbitt, Maurice		1929-31	Track (Jumps, 1929-31)
Coulter, Kenny	G	1957-59	Baseball (INF/RHP, 1959); Track (1957-59)
Crumbless, Polk		1933-34	Tennis (1933)
Cruze, Kyle "Buddy"	F	1954	Football (E, 1955-56)
Dodd, Bobby L.		1929-31	Football (QB, 1928-30); Baseball (1930)
Dougherty, Nathan W.	C	1909	Football (RT, 1906-09); Track (1908-1909)
Elliott, Sid	C	1962-64	Track (1962-64)
Faust, Hugh D.		1929-31	Football (QB, 1930)
Fayton, C.J.*	G	2002	Football (WR, 2002-05)
Feathers, Beattie		1932	Football (B, 1931-33); Track (1932)
Fender, M.W.		1912-13	Football (1912)
Fisher, Dick	C	1959-61	Baseball (1B/RHP, 1959)
Foxx, Bob		1940	Football (HB, 1938-40); Baseball (1939)
Goins, Melvin	G	2011-12	Football (DB, 2011 spring practice only)
Greenblatt, LeClaire		1930-32	Track (1930-32)
Griffin, Mark	F	1985-89	Baseball (RHP, 1988)
Harkness, William S.	F	1923-26	Football (QB, 1923-26)
Hatcher, Adolphus H. "Buck"		1920-21	Football (1915-20); Baseball (1916-21); Track (1915-21)
Hatcher, Bill	G	1921-24	Football (HB, 1923); Baseball (1921-23)
Hawkins, Marshall	F/C	1943, 46-48	Tennis (1948)
Herman, Paul	G	1941-43	Baseball (1941-42)
Huffman, Gilbert	G	1941-43	Baseball (1940-41)
Hug, Paul		1929	Football (End, 1928-30); Track (1929-30)
Janes, Palmer		1919-22	Football (End, 1919-21)
Kinard, Rudy	G	1969-70	Baseball (SS, 1969-70)
Kipp, Solon S.	G	1909-10	Baseball (1907-10)
Krisle, George	G	1936-38	Tennis (1936-38)
Luttrell, William		1939-41	Football (T, 1938-40)
Marshall, Floyd "Biggy"	F	1935-37	Track (1935-37)
Maxedon, Grover A. 1911	C	1911	Baseball (OF, 1911)
McCabe, Willis		1920	Football (QB, 1919)
McKeen, Allyn E.	G	1926-28	Football (End, 1925-27)
McSpadden, Malcolm	G	1912-15	Football (B, 1914)
Mehen, Bernie	F	1940-42	Track (1940-42)
Mehen, Dick	F	1942-43, 47	Baseball (1942)
Mitchell, David*	G	1974	Baseball (OF, 1976-77)
Moore, Don*	F	1991	Track (Hurdles, 1987-90)
Moore, Owen		1927	Football (HB, 1926)
Moss, Howie	F	1960, 62	Track (Jumps, 1961)
Neff, Herb	C	1951-52	Track (Jumps, 1949-52)
Neyland, Lewis	F	1954-56	Tennis (1953-54); Golf (1957)
Perkins, Marion		1935-36	Football (FB, 1936-37)
Petty, Malcolm "Mac"	F	1666-68	Baseball (RHP, 1966-67)
Plotnicki, Ben "Skip"	F	1963-65	Track (1963, 65)
Powell, Dale	F	1948-49	Baseball (1B, 1951)
Preston, Don	F	1958-59	Swimming (Freestyle 1958-59)
Putnam, Wilton	G/F	1937, 139	Baseball (1939)
Ransey, Allen C.		1936	Football (C, 1936-37)
Reeverts, Don	F	1957-59	Track (1957-59)
Ring, J.J.	C	1909-10	Football (RT, 1906, 09)
Risser, Bob	G	1956-59	Golf (1959)
Robinson, Harvey L.		1931	Football (QB, 1931-32)
Scott, Charles	F	1957-59	Track (1958-59)
Smithson, Mike*	F	1975-76	Baseball (RHP, 1975-76)
Test, Eddie	G	1960-61	Baseball (3B, 1960)
Testerman, Kyle*	F	1954-55	Tennis (1954-56)
Titsworth, John R.		1911-13	Baseball (P, 1910-13)
Walther, Paul "Lefty"	F	1947-49	Baseball (P, 1948)
Warren, Buist		1938, 40	Football (QB, 1938-40); Track (1939-40)
White, Benton		1909	Football (LE, 1907-08)
Widby, Ron	F	1965-67	Baseball (1B, 1965); Football (P, 1964-66); Golf (1966)
Witt, Roy		1928	Baseball (P, 1926-28); Football (HB, 1926-28)
Wolfe, Lloyd S.	G	1915-17	Football (RE, 1914-16)
Woods, Rodney	G	1973-75	Baseball (OF, 1973-74)
Young, Bill	C	1967	Football (DB, 1966, 1968-69)


* = Did not letter in basketball (squad member)



A three-sport letterman at UT, **Bobby Dodd** quarterbacked the Vols to a 27-1-2 record as a starter. He served as head baseball coach (1932-39), head football coach (1945-66) and AD (1950-76) at Georgia Tech, winning the 1952 national title. Dodd is a College Football Hall of Famer as both a player (1959) and coach (1993).



Vols forward **Mike Smithson** also starred on the baseball diamond at UT. He went on to pitch for three franchises across eight MLB seasons, totaling 731 strikeouts. Smithson was a member of the Minnesota Twins' 1987 World Series championship team. He led the AL in games started in both 1984 (36) and 1985 (37).



A four-sport letterman, **Ron Widby** was a 1967 All-American and SEC Player of the Year honoree in basketball at UT. He was selected in three pro drafts in two sports. Widby, a 1971 Pro Bowler, punted in the NFL for seven years. He appeared in two Super Bowls with the Dallas Cowboys, winning Super Bowl VI.

OUTLOOK

PLAYERS

STAFF

REVIEW

RESULTS

RECORDS

HONORS

POSTSEASON

VOLMANAC

MEDIA INFO





PARTNER WITH A VOL

TENNESSEE
NAME, IMAGE & LIKENESS



UTSPORTS.COM/NIL

Want to connect with Tennessee student-athletes on Name, Image, and Likeness opportunities? Simply scan the QR code to be directed to our NIL Interest Form.

ALL-TIME
NUMERICAL
JERSEY LISTING

00

Bohannon, Etdrick – 1995

0

Herndon, Boomer – 2003, 04
Woolridge, Renaldo – 2009, 10, 11
Makanjuola, Yemi – 2012
Punter Jr., Kevin – 2015, 16
Bone, Jordan – 2017, 18, 19
Gaines, Davonte – 2020, 21
Aidoo, Jonas – 2022, 23, 24

1

Yarbrough, Vincent – 1999, 2000, 01, 02
Wingate, Major – 2004, 05, 06
Smith, Tyler – 2008, 09, 10
McRae, Jordan – 2011
Richardson, Josh – 2012, 13, 14, 15
Turner, Lamonté – 2017, 18, 19, 20
Chandler, Kennedy – 2022
Edwards, B.J. – 2023
Dilione V, Freddie – 2024

2

Ferguson, Micquan – 2002
Clemmons, Drew – 2002, 03
McFadgon, Scooter – 2004, 05
Smith, JaJuan – 2006, 07, 08
Goins, Melvin – 2011
Barton, Antonio – 2014
Kasongo, Ray – 2016
Williams, Grant – 2017, 18, 19
Huntley-Hatfield, Brandon – 2022
Phillips, Julian – 2023
Gainey, Jordan – 2024

3

Brand, Chris – 1992, 93, 94
Lee, Rashard – 1996, 97, 98, 99
Asumnu, Stanley – 2003, 04, 05, 06
Johnson, Marques – 2007
Maze, Bobby – 2009, 10
Woolridge, Renaldo – 2012
Reese, Derek – 2013
Hubbs, Robert III – 2014, 15, 16, 17
Daniel, James III – 2018
Pember, Drew – 2020, 21
Diboundje, Quentin – 2022
Shifflet, Evan – 2023
Knecht, Dalton – 2024

* Home games only; * Road games only

ALL-TIME PLAYER STATISTICS

Jonas Aidoo #0 • F • 6-11 • 240 • Durham, N.C. (Durham Voyager Academy/Liberty Heights Athletic Institute)

Year	GP-GS	Min	Avg	FG-A	Pct	3FG-A	Pct	FT-A	Pct	Rebs	Avg	PF-FO	Ast	TO	Blk	Stl	Pts	Avg
2021-22	19-0	148	7.8	13-40	.325	0-0	.000	14-17	.824	42	2.2	19-0	3	5	10	4	40	2.1
2022-23	35-9	637	18.2	76-150	.507	5-18	.278	21-28	.750	171	4.9	69-1	33	28	44	17	178	5.1
2023-24	36-36	895	24.9	173-336	.515	3-15	.200	62-99	.626	263	7.3	78-4	35	36	66	26	411	11.4
Totals	90-45	1680	18.7	262-526	.498	8-33	.242	97-144	.674	476	5.3	166-5	71	69	120	47	629	7.0

Justin Albrecht #43 • F • 6-6 • 215 • Omaha, Neb. (North HS/Iowa Western C.C.)

Year	GP-GS	Min	Avg	FG-A	Pct	3FG-A	Pct	FT-A	Pct	Rebs	Avg	PF-FO	Ast	TO	Blk	Stl	Pts	Avg
2002-03	2-0	13	6.5	2-5	.400	0-3	.000	0-0	.000	4	2.0	1-0	3	0	0	1	4	2.0
2003-04	26-2	205	7.9	17-49	.347	9-35	.257	3-4	.750	50	1.9	22-0	23	17	2	9	46	1.8
Totals	28-2	218	7.8	19-54	.352	9-38	.237	3-4	.750	54	1.9	23-0	26	17	2	10	50	1.8

Kyle Alexander #11 • F • 6-11 • 222 • Milton, Ontario (Orangeville Prep)

Year	GP-GS	Min	Avg	FG-A	Pct	3FG-A	Pct	FT-A	Pct	Rebs	Avg	PF-FO	Ast	TO	Blk	Stl	Pts	Avg
2015-16	32-11	391	12.2	16-37	.432	0-0	.000	21-32	.656	101	3.2	55-0	2	14	31	5	55	1.7
2016-17	32-23	447	14.0	41-88	.466	1-6	.167	22-44	.500	129	4.0	53-0	6	15	33	6	105	3.3
2017-18	34-34	690	20.3	77-113	.681	1-11	.000	37-52	.712	189	5.6	83-3	11	25	57	19	192	5.6
2018-19	37-37	881	23.8	108-176	.614	3-7	.429	52-79	.658	246	6.6	99-6	19	43	64	17	271	7.3
Totals	135-105	2409	17.8	242-414	.585	5-14	.357	132-207	.638	665	4.9	290-9	38	97	185	47	621	4.6

Corey Allen #40 • F • 6-6 • 215 • Nashville, Tenn. (Whites Creek HS/Aquinas J.C.)

Year	GP-GS	Min	Avg	FG-A	Pct	3FG-A	Pct	FT-A	Pct	Rebs	Avg	PF-FO	Ast	TO	Blk	Stl	Pts	Avg
1991-92	34-31	1025	30.1	168-346	.486	11-40	.275	78-100	.780	230	6.8	69-1	46	63	27	37	425	12.5
1992-93	30-30	991	33.0	167-358	.466	29-69	.420	65-98	.663	220	7.3	55-0	52	67	14	28	428	14.3
Totals	64-61	2016	31.5	335-704	.476	40-109	.367	143-198	.722	450	7.0	124-1	98	130	41	65	853	13.3

Leon Ammerman #19 • F • 5-11 • 190 • New Castle, Ind. (New Castle HS)

Year	GP-GS	Min	Avg	FG-A	Pct	3FG-A	Pct	FT-A	Pct	Rebs	Avg	PF-FO	Ast	TO	Blk	Stl	Pts	Avg
1955-56	20--	--	--	101-269	.375	--	--	51-87	.586	105	5.3	61--	--	--	--	--	253	12.7
1956-57	22--	--	--	141-339	.416	--	--	91-144	.632	198	9.0	59--	--	--	--	--	373	17.0
1957-58	20--	--	--	109-260	.419	--	--	83-116	.716	127	6.4	60--	--	--	--	--	301	15.1
Totals	62--	--	--	351-868	.404	--	--	225-347	.648	420	6.9	180--	--	--	--	--	927	15.0

Glen Anderson #32/#33 • F • 6-4 • 188 • Haysi, Va. (Haysi HS)

Year	GP-GS	Min	Avg	FG-A	Pct	3FG-A	Pct	FT-A	Pct	Rebs	Avg	PF-FO	Ast	TO	Blk	Stl	Pts	Avg
1957-58	5--	--	--	4-12	.333	--	--	4-5	.800	16	3.2	3--	--	--	--	--	12	2.4
1959-60	11--	--	--	16-42	.381	--	--	9-10	.900	34	3.1	16-0	--	--	--	--	41	3.7
Totals	16--	--	--	20-54	.370	--	--	13-15	.867	50	3.1	19-0	--	--	--	--	53	3.3

David Anderton #21 • G • 6-1 • 170 • Knoxville, Tenn. (Bearden HS)

Year	GP-GS	Min	Avg	FG-A	Pct	3FG-A	Pct	FT-A	Pct	Rebs	Avg	PF-FO	Ast	TO	Blk	Stl	Pts	Avg
1959-60	20--	--	--	36-76	.474	--	--	18-23	.783	22	1.1	28-0	--	--	--	--	90	4.5
1960-61	16--	--	--	7-27	.259	--	--	11-14	.786	11	0.7	6-0	--	--	--	--	25	1.6
1961-62	16--	--	--	35-91	.385	--	--	25-39	.641	35	2.2	34-1	--	--	--	--	95	5.9
Totals	52--	--	--	78-194	.402	--	--	54-76	.711	68	1.3	68-1	--	--	--	--	210	4.0

E.J. Anosike #55 • F • 6-7 • 245 • East Orange, N.J. (Paramus Catholic HS/St. Thomas More School (Conn.)/Sacred Heart U.)

Year	GP-GS	Min	Avg	FG-A	Pct	3FG-A	Pct	FT-A	Pct	Rebs	Avg	PF-FO	Ast	TO	Blk	Stl	Pts	Avg
2020-21	22-0	189	8.6	13-38	.342	0-0	.000	12-20	.600	42	1.9	20-0	6	5	1	8	38	1.7

Sam Arterburn #12 • F • 6-6 • 200 • Paducah, Ky. (Tilghman HS)

Year	GP-GS	Min	Avg	FG-A	Pct	3FG-A	Pct	FT-A	Pct	Rebs	Avg	PF-FO	Ast	TO	Blk	Stl	Pts	Avg
1984-85	15-1	74	4.9	4-16	.250	--	--	4-7	.571	11	0.7	13-1	6	10	0	0	12	0.8
1985-86	19-1	116	6.1	13-30	.433	--	--	7-9	.778	17	0.9	17-0	13	15	3	6	33	1.7
1986-87	3-0	23	7.7	0-3	.000	0-0	.000	2-2	1.00	2	0.7	7-1	1	3	0	0	2	0.7
Totals	37-2	213	6.8	17-49	.347	0-0	.000	13-18	.722	30	0.8	37-2	20	28	3	6	47	1.3

Doug Ashworth #43 • C • 6-6 • 215 • Dayton, Ohio (Beavercreek HS)

Year	GP-GS	Min	Avg	FG-A	Pct	3FG-A	Pct	FT-A	Pct	Rebs	Avg	PF-FO	Ast	TO	Blk	Stl	Pts	Avg
1973-74	21--	--	--	21-39	.538	--	--	16-36	.444	92	4.4	42-1	15	--	--	--	90	2.8
1974-75	26--	--	--	95-139	.683	--	--	28-52	.538	205	7.9	70-5	18	--	--	--	218	8.4
1975-76	27--	--	--	69-131	.527	--	--	17-33	.515	158	5.9	66-2	39	--	--	--	155	5.7
Totals	74--	--	--	185-309	.599	--	--	61-121	.504	455	6.1	178-8	72	--	--	--	431	5.8

Stanley Asumnu #3 • F • 6-5 • 215 • Houston, Texas (Westbury Christian HS/Hargrave Military Academy (Va.))

Year	GP-GS	Min	Avg	FG-A	Pct	3FG-A	Pct	FT-A	Pct	Rebs	Avg	PF-FO	Ast	TO	Blk	Stl	Pts	Avg
2002-03	28-6	345	12.3	29-92	.315	5-25	.200	18-31	.581	47	1.7	31-0	22	34	0	13	81	2.9
2003-04	29-11	490	16.9	62-136	.456	1-7	.143	27-64	.422	71	2.4	51-1	42	46	3	24	152	5.2
2004-05	26-1	213	8.2	27-69	.391	1-4	.250	8-18	.444	27	1.0	25-0	9	20	2	10	63	2.4
2005-06	30-15	579	19.3	106-210	.505	1-8	.125	26-53	.491	95	3.2	36-0	45	39	8	26	239	8.0
Totals	113-33	1627	14.4	224-507	.442	8-44	.182	79-166	.476	240	2.1	143-1	118	139	13	73	535	4.7

Doug Atkins #19 C • 6-8 • 245 • Humboldt, Tenn. (Humboldt HS)

Year	GP-GS	Min	Avg	FG-A	Pct	3FG-A	Pct	FT-A	Pct	Rebs	Avg	PF-FO	Ast	TO	Blk	Stl	Pts	Avg
1950-51	13--	--	--	45-165	.273	--	--	39-60	.650	--	--	29--	--	--	--	--	129	9.9

Todd Austin #10 • G • 6-2 • 170 • Lafayette, Tenn. (Macon County HS)

Year	GP-GS	Min	Avg	FG-A	Pct	3FG-A	Pct	FT-A	Pct	Rebs	Avg	PF-FO	Ast	TO	Blk	Stl	Pts	Avg
1998-99	10-0	12	1.2	1-7	.143	0-3	.000	5-6	.833	1	0.1	0-0	0	2	0	0	7	0.7

ALL-TIME PLAYER STATISTICS

Tobe Awaka

Tobe Awaka					#11 F • 6-8 • 250 • Hyde Park, N.Y. (Cardinal Hayes HS)													
Year	GP-GS	Min	Avg	FG-A	Pct	3FG-A	Pct	FT-A	Pct	Rebs	Avg	PF-FO	Ast	TO	Bk Stl	Pts	Avg	
2022-23	34-0	352	10.4	45-76	.592	0-0	.000	18-39	.462	128	3.8	47-0	11	13	11	6	108	3.2
2023-24	35-0	456	13.0	65-110	.591	0-0	.000	49-66	.742	160	4.6	87-3	9	23	22	10	179	5.1
Total	69-0	808	11.7	110-186	.591	0-0	.000	67-105	.638	288	4.2	134-3	20	36	33	16	287	4.2

Victor Bailey Jr.

Victor Bailey Jr.																#12 • G • 6-4 • 182 • Austin, Texas (McNeil HS/U. of Oregon)															
Year	GP-GS	Min	Avg	FG-A	Pct	3FG-A	Pct	FT-A	Pct	Rebs	Avg	PF-FO	Ast	TO	Bk Stl	Pts	Avg														
2020-21	27-12	666	24.7	97-241	.402	47-139	.338	53-64	.828	55	2.0	46-1	44	31	4	15	294	10.9													
2021-22	34-4	327	9.6	33-97	.340	12-55	.218	9-16	.563	32	0.9	23-0	16	9	2	10	87	2.6													
Totals	61-16	993	16.3	130-338	.385	59-194	.304	62-80	.775	87	1.4	69-1	60	40	6	25	381	6.2													

Del Baker

#32 • G • 6-5 • 200 • Cleveland, Tenn. (Cleveland HS)																			
Del Baker	Year	GP-GS	Min	Avg	FG-A	Pct	3FG-A	Pct	FT-A	Pct	Rebs	Avg	PF-FO	Ast	TO	Bk Stl	Pts	Avg	
	1997-98	25-0	174	7.0	17-48	.354	8-27	.296	4-4	1.00	24	1.0	11-0	13	22	6	4	46	1.8
	1998-99	24-0	140	5.8	15-43	.349	6-26	.231	0-2	.000	11	0.5	7-0	7	10	0	6	36	1.5
	1999-00	25-0	296	11.8	34-82	.415	12-45	.267	7-17	.412	27	1.1	14-0	25	18	12	13	87	3.5
	2001-02	26-2	260	10.0	13-37	.351	11-31	.355	4-9	.444	27	1.0	18-0	15	12	1	3	41	1.6
	Totals	100-2	870	8.7	79-210	.376	37-129	.287	15-32	.469	89	0.9	50-0	60	62	19	26	210	2.1

Eddie Ball

Eddie Ball																	#30 • G • 6-2 • 190 • Cincinnati, Ohio (Sycamore HS)																
Year	GP-GS	Min	Avg	FG-A	Pct	3FG-A	Pct	FT-A	Pct	Rebs	Avg	PF-FO	Ast	TO	Bk	Stl	Pts	Avg															
1994-95	1-0	1	1.0	0-0	0.000	0-0	0.000	0-0	0.000	0	0.0	0-0	1	1	1	0	0	0.0															
1995-96	1-0	1	1.0	0-0	0.000	0-0	0.000	0-0	0.000	0	0.0	0-0	0	0	0	0	0	0.0															
Totals	2-0	2	1.0	0-0	0.000	0-0	0.000	0-0	0.000	0	0.0	0-0	1	1	0	0	0	0.0															

Cortez Barnes

Cortez Barnes																		#24 • F • 6-7 • 205 • Wichita, Kan. (Heights HS/Hutchinson C.C.)																	
Year	GP-GS	Min	Avg	FG-A	Pct	3FG-A	Pct	FT-A	Pct	Rebs	Avg	PF-FO	Ast	TO	Blk	Stl	Pts	Avg																	
1993-94	26-11	648	24.9	79-227	.348	45-139	.324	4-12	.333	100	3.8	32-0	39	54	4	19	207	8.0																	

Tommy Bartlett

Tommy Bartlett										#13 • G • 5-8 • 160 • Knoxville, Tenn. (Knoxville HS)									
Year	GP-GS	Min	Avg	FG-A	Pct	3FG-A	Pct	FT-A	Pct	Rebs	Avg	PF-FO	As	To	Bk	Stl	Pts	Avg	
1950-51	21--	--	--	69-233	.296	--	--	72-108	.667	--	--	62--	--	--	--	--	210	10.0	
1951-52	19--	--	--	70-215	.326	--	--	87-107	.813	--	--	62--	--	--	--	--	227	11.9	
Totals	40--	--	--	139-448	.310	--	--	159-215	.740	--	--	124--	--	--	--	--	437	10.9	

Antonio Barton #2 • G • 6-2 • 180 • Baltimore, Md. (Lake Clifton HS/Notre Dame Prep [Mass.]/U. of Memphis)

Year	GP-GS	Min	Avg	FG-A	Pct	3FG-A	Pct	FT-A	Pct	Rebs	Avg	PF-FO	Ast	TO	Blk	Stl	Pts	Avg
2013-14	37-28	930	25.1	93-249	.373	51-150	.340	42-61	.689	81	2.2	66-0	76	36	4	22	279	7.5

Devon Baukman #34 • G • 6-4 • 200 • Bainbridge, Ga (Bainbridge HS/Gulf Coast State College [Fla.])

Year	GP-GS	Min	Avg	FG-A	Pct	3FG-A	Pct	FT-A	Pct	Rebs	Avg	PF-FO	Ast	TO	Bk	Stl	Pts	Avg
2014-15	31-7	457	14.7	45-118	.381	26-68	.382	31-39	.795	72	2.3	35-0	19	24	3	19	147	4.7
2015-16	34-32	933	27.4	109-292	.373	62-186	.333	44-54	.815	117	3.4	56-0	60	45	13	35	324	9.5
Totals	65-39	1390	21.4	154-410	.376	88-254	.346	75-93	.806	189	2.9	91-0	79	69	16	54	471	7.2

Randy Bates

Randy Bates						#54 • C/F • 6-7 • 210 • Old Hickory, Tenn. (Goodpasture HS)												
Year	GP-GS	Min	Avg	FG-A	Pct	3FG-A	Pct	FT-A	Pct	Rebs	Avg	PF-FO	Ast	TO	Bk	Stl	Pts	Avg
1980-81	4-0	6	1.5	2-3	.667	--	--	1-2	.500	1	0.3	3-0	0	0	0	0	5	1.3
1981-82	3-0	5	1.7	0-1	.000	--	--	1-4	.250	1	0.3	2-0	1	0	0	0	1	0.3
Totals	7-0	11	1.6	2-4	.500	--	--	2-6	.333	2	0.3	5-0	1	0	0	0	6	0.9

Howard Bayne

Howard Bayne					#50 • F/C • 6-5 • 234 • Dayton, Ohio (Colonel White HS)													
Year	GP-GS	Min	Avg	FG-A	Pct	3FG-A	Pct	FT-A	Pct	Rebs	Avg	PF-FO	Ast	TO	Bk	Stl	Pts	Avg
1963-64	19--	--	--	65-141	.461	--	--	36-74	.486	177	9.3	66-4	--	--	--	--	166	8.7
1964-65	25--	--	--	63-126	.500	--	--	49-86	.570	198	7.9	67-2	--	--	--	--	175	7.0
1965-66	22--	--	--	50-103	.485	--	--	32-56	.571	141	6.4	46-2	--	--	--	--	132	6.0
Totals	66--	--	--	178-370	.481	--	--	117-216	.542	516	7.8	179-8	--	--	--	--	473	7.2

Tyrone Beaman

Tyronne Beaman																	#10 • G • 5-11 • 155 • Niagara Falls, N.Y. (Jamestown HS)																
Year	GP-GS	Min	Avg	FG-A	Pct	3FG-A	Pct	FT-A	Pct	Rebs	Avg	PF-FO	Ast	TO	Bk	Stl	Pts	Avg															
1980-81	24-2	305	12.7	29-71	.408	--	--	28-42	.667	20	0.8	46-0	48	48	1	18	86	3.6															
1981-82	30-23	880	29.3	77-154	.500	--	--	49-78	.628	45	1.5	75-0	125	83	3	45	203	6.8															
1982-83	32-32	1037	32.4	105-206	.510	--	--	65-89	.730	49	1.5	108-6	184	99	1	67	275	8.6															
1983-84	35-29	997	28.5	77-169	.456	--	--	83-104	.798	32	0.9	88-3	134	98	6	43	237	6.8															
Totals	121-86	3219	26.6	288-600	.480	--	--	225-313	.719	146	1.2	317-9	491	328	11	173	801	6.6															

David Bell

David Bell																		#50 • C/F • 6-7 • 215 • Dayton, Ohio (W.E. Stebbins HS)																	
Year	GP-GS	Min	Avg	FG-A	Pct	3FG-A	Pct	FT-A	Pct	Rebs	Avg	PF-FO	Ast	TO	Bk	Stl	Pts	Avg																	
1966-67	24--	--	--	16-35	.457	--	--	4-10	.400	38	1.6	33-0	--	--	--	--	--	36	1.5																
1967-68	12--	--	--	6-8	.750	--	--	1-4	.250	18	1.5	12-0	--	--	--	--	--	13	1.1																
Totals	36--	--	--	22-43	.512	--	--	5-14	.357	56	1.6	45-0	--	--	--	--	--	49	1.4																

Greg Bell

#23 • G • 6-3 • 185 • London, W.Va. (DuPont HS)																		
Year	GP-GS	Min	Avg	FG-A	Pct	3FG-A	Pct	FT-A	Pct	Rebs	Avg	PF-FO	Ast	TO	Bk Stl	Pts	Avg	
1987-88	26-14	606	23.3	93-225	.413	39-98	.398	53-78	.679	66	2.5	74-4	43	57	4	26	278	10.7
1988-89	30-3	696	23.2	114-271	.421	62-155	.400	60-91	.659	64	2.1	72-0	56	61	5	22	350	11.7
1989-90	30-30	942	31.4	161-368	.438	66-153	.431	111-162	.685	96	3.2	99-3	65	88	4	36	499	16.6
1990-91	12-0	200	16.7	25-39	.636	4-23	.174	17-27	.630	21	1.8	22-0	14	29	1	9	71	5.9
Totals	98-47	2444	24.9	393-943	.417	171-429	.399	241-358	.673	247	2.5	267-7	178	235	14	93	1198	12.2

Orlando Berry #14 • G • 5-11 • 175 • Cincinnati, Ohio (Woodward HS/Hiwassee College [Tenn.])

Year	GP-GS	Min	Avg	FG-A	Pct	3FG-A	Pct	FT-A	Pct	Rebs	Avg	PF-FO	Ast	TO	Blk	Stl	Pts	Avg
1991-92	25-1	382	15.3	23-62	.371	1-2	.500	31-58	.534	28	1.1	41-0	69	33	0	20	78	3.1

4

Booth, Bill - 1961, 62*, 63
Dyer, J.H. - 1962*
Crone, Jimmy - 1964
Brown, Jermaine - 1992, 93
Johnson, Damon - 1995, 96
Crumpp, Brandon - 2002, 03, 04, 05
Chism, Wayne - 2007, 08, 09, 10
Moore, Armani - 2013, 14, 15, 16
Fleschman, Jacob - 2018, 19, 20
Key, Tyreke - 2023

5 (RETIRED JERSEY)

Booth, Bill - 1962*
Dyer, J.H. - 1962*
Cornwall, Jim - 1965*
Caldwell, Stanley - 1993, 94, 95
Green, Aaron - 1996, 97, 98, 99
Walker, Harris - 2000, 01
Winchester, John - 2003, 04
Lofton, Chris - 2005, 06, 07, 08
Negedu, Emmanuel - 2009
Stokes, Jarnell - 2012, 13, 14
Chiles, Ian - 2015
Schofield, Admiral - 2016, 17, 18, 19
James, Josiah-Jordan - 2020, 21
Zeigler, Zakai - 2022, 23, 24

10

Flynn, Jim - 1948, 49, 51
Coulter, Kenny - 1957, 58, 59
Anderton, David - 1960*, 61*, 62*
Johnston, Dick - 1969, 70, 71
Woods, Rodney -

12

Montgomery, Ed – 1948, 49
 Lovelace, Bill – 1953, 54, 55
 Simpson, Gene – 1951
 Cooper, Ray – 1957, 58, 59
 Perigo, Bob – 1960, 61*
 Keebler, Rick – 1964, 66
 Cornwall, Jim – 1965*
 Peltz, Roger – 1969, 70, 71
 Mitchell, David – 1974
 Joyce, Michael – 1978, 79
 Littleton, Ed – 1981, 82, 83
 Arterburn, Sam – 1985, 86, 87
 Kesler, Chris – 1988
 Dunk, Alico – 1995
 Sewell, Anthony – 1996, 97, 98
 Haislip, Marcus – 2000, 01, 02
 Jackson, Justin – 2006
 Smith, Ramar – 2007, 08
 Harris, Tobias – 2011
 Parker, Kwe – 2017
 Woodson, Brad – 2017, 18
 Bailey Jr., Victor – 2021, 22
 Phillips, Cade – 2024

13

Graham, Don – 1948, 49
 Bartlett, Tommy – 1951, 52
 Hall, Bill – 1953, 54, 55
 Perigo, Bob – 1960, 61*
 Passley, Tony – 2007
 McBee, Skylar – 2010, 11, 12, 13
 Johnson, Jalen – 2018, 19, 20
 Nkamhoua, Olivier – 2021, 22, 23
 Estrella, J.P. – 2024

14 (RETIRED JERSEY)

Walther, Paul "Lefty" – 1948, 49
 Davis, Dick – 1951
 Langschmidt, Carl – 1952, 53
 Bogott, Dan – 1953, 54
 Lowery, Butch – 1958
 Schultz, Danny 1963, 64
 Pietropola, Joe – 1965
 Cornwall, Jim – 1966*
 Hann, Bill – 1967, 68, 69
 Glenn, Terry – 1979
Ellis, Dale – 1981, 82, 83
 Hausley, Ron – 1985, 86, 87, 88
 Berry, Orlando – 1992
 Harris, Tony – 1998, 99, 2000, 01
 Summitt, Tyler – 2011, 12

* Home games only; * Road games only

Bert Bertelkamp

Year	GP-GS	Min	Avg	FG-A	Pct	3FG-A	Pct	FT-A	Pct	Rebs	Avg	PF-FO	Ast	TO	Blk	Stl	Pts	Avg
1976-77	21--	--	--	13-30	.433	--	--	0-1	.000	11	0.5	15-0	9	--	--	--	26	1.2
1977-78	27--	--	--	137-279	.491	--	--	35-43	.814	93	3.4	67-3	64	34	4	22	309	11.4
1978-79	33--	809	24.5	60-136	.441	--	--	34-39	.872	36	1.1	96-4	105	57	2	26	154	4.7
1979-80	29-29	908	31.3	71-137	.518	--	--	43-52	.827	62	2.1	80-6	154	72	8	35	185	6.4
Totals	110-29	1717	--	281-582	.483	--	--	112-135	.830	202	1.8	258-13	332	163	14	83	674	6.1

Hank Bertelkamp

Year	GP-GS	Min	Avg	FG-A	Pct	3FG-A	Pct	FT-A	Pct	Rebs	Avg	PF-FO	Ast	TO	Blk	Stl	Pts	Avg
1950-51	14--	--	--	8-40	.200	--	--	2-6	.333	--	--	21--	--	--	--	--	18	1.3
1951-52	20--	--	--	64-211	.303	--	--	41-73	.562	--	--	63--	--	--	--	--	169	8.5
1952-53	21--	--	--	106-335	.316	--	--	89-133	.669	158	7.5	--	--	--	--	--	301	14.3
Totals	55--	--	--	178-586	.304	--	--	132-212	.623	158	--	84--	--	--	--	--	488	8.9

Don Bingham

Year	GP-GS	Min	Avg	FG-A	Pct	3FG-A	Pct	FT-A	Pct	Rebs	Avg	PF-FO	Ast	TO	Blk	Stl	Pts	Avg
1956-57	22--	--	--	114-300	.380	--	--	58-79	.734	92	4.2	56--	--	--	--	--	307	14.0

C.J. Black

Year	GP-GS	Min	Avg	FG-A	Pct	3FG-A	Pct	FT-A	Pct	Rebs	Avg	PF-FO	Ast	TO	Blk	Stl	Pts	Avg
1996-97	27-20	689	25.5	98-190	.516	1-4	.250	117-153	.765	169	6.3	66-0	7	88	38	13	314	11.6
1997-98	29-28	829	28.6	126-243	.519	10-24	.417	103-139	.741	198	6.8	94-1	17	69	73	32	365	12.6
1998-99	30-27	720	24.0	89-201	.443	8-27	.296	97-121	.802	166	5.5	69-2	23	49	46	31	283	9.4
1999-00	32-32	784	24.5	100-193	.518	13-33	.394	86-119	.723	170	5.3	83-3	25	53	55	26	299	9.3
Totals	118-107	3022	25.6	413-827	.499	32-88	.364	403-532	.758	703	6.0	312-6	72	259	212	102	1261	10.7

Tom Boerwinkle

Year	GP-GS	Min	Avg	FG-A	Pct	3FG-A	Pct	FT-A	Pct	Rebs	Avg	PF-FO	Ast	TO	Blk	Stl	Pts	Avg
1965-66	15--	--	--	20-35	.571	--	--	14-18	.778	54	3.6	15-0	--	--	--	--	54	3.6
1966-67	28--	--	--	137-256	.535	--	--	63-98	.643	285	10.2	89-3	--	--	--	--	337	12.0
1967-68	26--	--	--	155-282	.550	--	--	85-121	.702	293	11.3	93-7	--	--	--	--	395	15.2
Totals	69--	--	--	312-573	.545	--	--	162-237	.684	632	9.2	197-10	--	--	--	--	786	11.4

Dan Bogott

Year	GP-GS	Min	Avg	FG-A	Pct	3FG-A	Pct	FT-A	Pct	Rebs	Avg	PF-FO	Ast	TO	Blk	Stl	Pts	Avg
1952-53	14--	--	--	9-36	.250	--	--	5-9	.556	7	0.5	--	--	--	--	--	23	1.6
1953-54	5--	--	--	27-77	.351	--	--	11-17	.647	19	3.8	11--	--	--	--	--	65	13.0
Totals	19--	--	--	36-113	.319	--	--	16-26	.615	26	1.4	11--	--	--	--	--	88	4.6

Etdrick Bohannon #00 • F • 6-9 • 220 • San Bernardino, Calif. (Maine Central Institute [Maine]/U. of Arizona)

Year	GP-GS	Min	Avg	FG-A	Pct	3FG-A	Pct	FT-A	Pct	Rebs	Avg	PF-FO	Ast	TO	Blk	Stl	Pts	Avg
1994-95	14-4	204	14.6	18-54	.333	0-0	.000	19-36	.528	59	4.2	29-0	9	27	12	2	55	3.9

Rodney Bonds

Year	GP-GS	Min	Avg	FG-A	Pct	3FG-A	Pct	FT-A	Pct	Rebs	Avg	PF-FO	Ast	TO	Blk	Stl	Pts	Avg
1993-94	20-0	220	11.0	7-24	.292	2-6	.333	9-14	.643	22	1.1	35-0	19	12	1	9	25	1.3

Jordan Bone

Year	GP-GS	Min	Avg	FG-A	Pct	3FG-A	Pct	FT-A	Pct	Rebs	Avg	PF-FO	Ast	TO	Blk	Stl	Pts	Avg
2016-17	23-17	450	19.6	61-164	.372	14-46	.304	30-39	.769	39	1.7	29-0	66	32	0	12	166	7.2
2017-18	35-33	810	23.1	92-235	.391	21-71	.380	46-56	.821	72	2.1	40-0	124	44	2	26	257	7.3
2018-19	37-37	1219	32.9	186-400	.465	50-141	.355	76-91	.835	118	3.2	49-0	215	74	4	26	498	13.5
Totals	95-87	2479	26.1	339-799	.424	91-258	.353	152-186	.817	229	2.4	118-0	405	150	6	64	921	9.7

Josh Bone #24 • G • 6-3 • 195 • Nashville, Tenn. (Brentwood Academy/Southern Illinois U.)

Year	GP-GS	Min	Avg	FG-A	Pct	3FG-A	Pct	FT-A	Pct	Rebs	Avg	PF-FO	Ast	TO	Blk	Stl	Pts	Avg
2009-10	15-0	146	9.7	9-30	.300	6-19	.316	2-3	.667	15	1.0	10-0	5	2	0	5	26	1.7
2010-11	23-3	410	17.8	27-70	.386	10-36	.278	10-12	.833	41	1.8	32-1	15	8	0	13	74	3.2
Totals	38-3	556	14.6	36-100	.360	16-55	.291	12-15	.800	56	1.5	42-1	20	10	0	18	100	2.6

Bill Booth

Year	GP-GS	Min	Avg	FG-A	Pct	3FG-A	Pct	FT-A	Pct	Rebs	Avg	PF-FO	Ast	TO	Blk	Stl	Pts	Avg
1960-61	9--	--	--	4-12	.333	--	--	8-13	.615	6	0.7	2-0	--	--	--	--	16	1.8
1961-62	9--	--	--	4-6	.667	--	--	3-4	.750	8	0.9	2-0	--	--	--	--	11	1.2
1962-63	15--	--	--	1-4	.250	--	--	1-4	.250	2	0.1	1-0	--	--	--	--	3	0.2
Totals	33--	--	--	9-22	.409	--	--	12-21	.571	16	0.5	5-0	--	--	--	--	30	0.9

Ben Bosse

Year	GP-GS	Min	Avg	FG-A	Pct	3FG-A	Pct	FT-A	Pct	Rebs	Avg	PF-FO	Ast	TO	Blk	Stl	Pts	Avg
2005-06	6-0	11	1.8	1-4	.250	0-0	.000	0-0	.000	1	0.2	0-0	0	0	0	1	2	0.3
2006-07	9-0	17	1.9	0-3	.000	0-0	.000	0-0	.000	2	0.2	2-0	1	0	1	1	0	0.0
Totals	15-0	28	1.9	1-7	.143	0-0	.000	0-0	.000	3	0.2	2-0	1	0	1	2	2	0.1

Jordan Bowden #23 • G • 6-5 • 193 • Knoxville, Tenn. (Carter HS/22 Feet Academy [S.C.])

Year	GP-GS	Min	Avg	FG-A	Pct	3FG-A	Pct	FT-A	Pct	Rebs	Avg	PF-FO	Ast	TO	Blk	Stl	Pts	Avg
2016-17	30-28	683	22.8	75-202	.371	35-111	.315	53-63	.841	87	2.9	62-1	40	22	5	27	328	7.9
2017-18	35-35	978	27.9	98-249	.394	51-129	.395	73-99	.737	125	3.6	86-3	66	39	11	39	328	9.1
2018-19	36-5	1002	27.8	128-279	.459	51-135	.378	76-93	.817	125	3.5	74-1	70	35	11	31	383	10.6
2019-20	31-31	1067	34.4	139-363	.383	49-171	.287	97-118	.822	125	4.0	70-1	85	51	10	30	424	13.7
Totals	132-99	3730	28.3	440-1093	.403	186-546	.341	299-373	.802	462	3.5	292-6	261	147	37	127	1365	10.3

Dick Bowers

Year	GP-GS	Min	Avg	FG-A	Pct	3FG-A	Pct	FT-A	Pct	Rebs	Avg	PF-FO	Ast	TO	Blk	Stl	Pts	Avg
1950-51	22--	--	--	69-199	.347	--	--	24-44	.545	--	--	48--	--	--	--	--	162	7.4
1951-52	20--	--	--	95-287	.331	--	--	55-91	.604	--	--	59--	--	--	--	--	245	12.3
Totals	42--	--	--	164-486	.337	--	--	79-135	.585	--	--	107--	--	--	--	--	407	9.7

ALL-TIME PLAYER STATISTICS

Orb Bowling

#54 • C • 6-10 • 215 • Sandy Hook, Ky. (Sandy Hook HS)																		
Yrb	GP-GS	Min	Avg	FG-A	Pct	3FG-A	Pct	FT-A	Pct	Rebs	Avg	PF-FO	Ast	TO	Blk	Stl	Pts	Avg
1960-61	18--	--	--	27-67	.403	--	--	22-38	.579	96	5.3	42-2	--	--	--	--	76	4.2
1961-62	23--	--	--	111-252	.440	--	--	114-182	.626	208	9.0	73-3	--	--	--	--	336	14.6
1962-63	13--	--	--	30-75	.400	--	--	46-66	.697	93	7.2	37-2	--	--	--	--	106	8.2
Totals	54--	--	--	168-394	.426	--	--	182-286	.636	397	7.4	152-7	--	--	--	--	518	9.6

Dane Bradshaw

#23 • G • 6-4 • 205 • Memphis, Tenn. (White Station HS)																		
Year	GP-GS	Min	Avg	FG-A	Pct	3FG-A	Pct	FT-A	Pct	Rebs	Avg	PF-FO	Ast	TO	Blk	Stl	Pts	Avg
2003-04	29-5	439	15.1	35-84	.417	6-27	.222	24-41	.585	62	2.1	61-1	48	41	4	15	100	3.4
2004-05	30-8	521	17.4	32-80	.400	6-23	.261	19-33	.576	68	2.3	60-1	57	37	5	24	89	3.0
2005-06	30-30	820	27.3	77-188	.410	20-74	.270	39-67	.582	162	5.4	82-0	116	42	11	56	213	7.1
2006-07	35-35	961	27.5	65-187	.348	20-69	.290	44-80	.550	141	4.0	82-0	165	60	14	67	194	5.5
Totals	124-78	2741	22.1	209-539	.388	52-193	.269	126-221	.570	433	3.5	285-2	386	180	34	162	596	4.8

Chris Brand

Chris Brand								#3 • G • 6-2 • 185 • Bloomington, Ind. (South HS)										
Year	GP-GS	Min	Avg	FG-A	Pct	3FG-A	Pct	FT-A	Pct	Rebs	Avg	PF-FO	Ast	TO	Blk	Stl	Pts	Avg
1991-92	21-0	129	6.1	19-51	.373	8-25	.320	9-19	.474	14	0.7	30-1	12	17	0	6	55	2.6
1992-93	29-5	318	11.0	32-96	.333	17-51	.333	26-40	.650	32	1.1	60-3	30	38	4	11	107	3.7
1993-94	7-1	127	18.1	13-41	.317	8-20	.400	6-8	.750	6	0.9	19-1	11	17	1	4	40	5.7
Totals	57-6	574	10.1	64-188	.340	33-96	.344	41-67	.612	52	0.9	109-5	53	72	5	21	202	3.5

Phil Brintnall

Phil Brintnall		#24 • F • 6-4 • 185 • Bryson City, N.C. (Swain County HS)																
Year	GP-GS	Min	Avg	FG-A	Pct	3FG-A	Pct	FT-A	Pct	Rebs	Avg	PF-FO	Ast	TO	Blk	Stl	Pts	Avg
1960-61	2--	--	--	0-3	.000	--	--	0-0	.000	1	0.5	4-0	--	--	--	--	0	0.0
1961-62	5--	--	--	5-12	.417	--	--	3-9	.333	8	1.6	4-0	--	--	--	--	13	2.6
Totals	7--	--	--	5-15	.333	--	--	3-9	.333	9	1.3	8-0	--	--	--	--	13	1.9

Tony Brock

Tony Brock				#11 • G • 6-2 • 180 • Lenoir City, Tenn. (Lenoir City HS)														
Year	GP-GS	Min	Avg	FG-A	Pct	3FG-A	Pct	FT-A	Pct	Rebs	Avg	PF-FO	Ast	TO	Blk	Stl	Pts	Avg
1996-97	1-0	2	2.0	0-0	.000	0-0	.000	0-0	.000	0	0.0	0-0	0	0	0	0	0	0.0

Michael Brooks

Michael Brooks						#21 • G • 6-2 • 170 • Memphis, Tenn. (Melrose HS)												
Year	GP-GS	Min	Avg	FG-A	Pct	3FG-A	Pct	FT-A	Pct	Rebs	Avg	PF-FO	Ast	TO	Blk	Stl	Pts	Avg
1980-81	29-0	646	22.3	74-153	.484	--	--	33-46	.717	38	1.3	34-0	90	40	0	25	181	6.2
1981-82	29-25	926	31.9	134-286	.469	--	--	69-81	.852	41	1.4	41-1	96	71	2	33	337	11.6
1982-83	32-32	1131	35.3	198-389	.509	--	--	56-68	.824	51	1.6	51-1	79	83	1	24	452	14.1
1984-85	37-37	1292	34.9	242-472	.513	--	--	146-164	.890	67	1.8	82-0	132	90	0	40	630	17.0
Totals	127-94	3995	31.5	648-1300	.498	--	--	304-359	.847	197	1.6	208-2	397	284	3	122	1600	12.6

Elvin Brown

Elvin Brown																		
#44 • F • 6-5 • 195 • St. Thomas, Virgin Islands (Elizabethhton HS [Tenn.]																		
Year	GP-GS	Min	Avg	FG-A	Pct	3FG-A	Pct	FT-A	Pct	Rebs	Avg	PF-FO	Ast	TO	Blk	Stl	Pts	Avg
1985-86	26-13	579	22.3	55-115	.478	--	--	16-21	.762	60	2.3	63-1	49	48	10	17	126	4.8
1986-87	29-29	986	34.0	124-260	.477	16-40	.400	46-60	.767	124	4.3	75-3	75	67	11	32	310	10.7
1987-88	17-17	482	28.4	62-138	.449	13-43	.302	27-40	.675	60	3.5	38-1	34	38	4	31	164	9.6
Totals	72-59	2047	28.4	241-513	.470	29-83	.349	89-121	.736	244	3.4	176-5	158	153	25	80	600	8.3

Jermaine Brown

Jermaine Brown								#4 • G • 6-3 • 215 • Louisville, Ky. (Fairdale HS)										
Year	GP-GS	Min	Avg	FG-A	Pct	3FG-A	Pct	FT-A	Pct	Rebs	Avg	PF-FO	Ast	TO	Blk	Stl	Pts	Avg
1991-92	17-0	104	6.1	19-44	.432	1-9	.111	3-7	.429	25	1.5	17-0	10	9	2	7	42	2.5
1992-93	27-2	276	10.2	47-106	.443	2-9	.222	13-28	.464	50	1.9	40-0	21	30	4	14	109	4.0
Totals	44-2	380	8.6	66-150	.440	3-18	.167	16-35	.457	75	1.7	57-0	31	39	6	21	151	3.4

Jerome Brown

#10 • G • 6-2 • 170 • Knoxville, Tenn. (Half Hollow Hills East HS [N.Y.])																		
Year	GP-GS	Min	Avg	FG-A	Pct	3FG-A	Pct	FT-A	Pct	Rebs	Avg	PF-FO	Ast	TO	Blk	Stl	Pts	Avg
1993-94	12-0	56	4.7	2-9	.222	2-6	.333	2-5	.400	5	0.4	12-1	9	8	0	1	8	0.7

Bob Brykalski

Bob Brykalski										#50 • C • 7-0 • 260 • Canton, Ohio (Lincoln HS)								
Year	GP-GS	Min	Avg	FG-A	Pct	3FG-A	Pct	FT-A	Pct	Rebs	Avg	PF-FO	Ast	TO	Blk	Stl	Pts	Avg
1974-75	22--	--	--	18-33	.545	--	--	10-21	.476	64	2.9	40-1	0	--	--	--	46	2.1
1975-76	6--	--	--	1-3	.333	--	--	0-2	.000	8	1.3	6-0	0	--	--	--	2	0.3
Totals	28--	--	--	19-36	.528	--	--	10-23	.435	72	2.6	46-1	0	--	--	--	48	1.7

Paul Burch

#24 • F • 6-5 • 180 • Knoxville, Tenn. (Bearden HS)																			
Paul Burch	Year	GP-GS	Min	Avg	FG-A	Pct	3FG-A	Pct	FT-A	Pct	Rebs	Avg	PF-FO	Ast	TO	Blk	Stl	Pts	Avg
	1993-94	5-0	8	1.6	0-1	.000	0-0	.000	0-0	.000	2	0.4	0-0	1	1	0	0	0	0.0
	1994-95	1-0	1	1.0	0-0	.000	0-0	.000	0-0	.000	0	0.0	0-0	0	0	0	0	0	0.0
	Totals	6-0	9	1.5	0-1	.000	0-0	.000	0-0	.000	2	0.3	0-0	1	1	0	0	0	0.0

Art Burris

Art Burris										#20 • C • 6-5 • Nashville, Tenn.								
Year	GP-GS	Min	Avg	FG-A	Pct	3FG-A	Pct	FT-A	Pct	Rebs	Avg	PF-FO	Ast	TO	Blk	Stl	Pts	Avg
1947-48	25--	--	--	67-272	.246	--	--	35-63	.556	--	--	65--	--	--	--	--	169	6.8
1948-49	26--	--	--	96-292	.329	--	--	51-71	.718	--	--	69--	--	--	--	--	243	9.3
Totals	51--	--	--	163-564	.289	--	--	86-134	.642	--	--	134--	--	--	--	--	412	8.1

Willie Burton

Willie Burton						#40 • F/C • 6-7 • 210 • Millen, Ga. (Jenkins County HS)												
Year	GP-GS	Min	Avg	FG-A	Pct	3FG-A	Pct	FT-A	Pct	Rebs	Avg	PF-FO	Ast	TO	Blk	Stl	Pts	Avg
1980-81	14-0	70	5.0	11-21	.524	--	--	2-6	.333	26	1.9	11-0	0	7	6	6	24	1.7
1981-82	30-30	782	26.1	71-139	.511	--	--	26-39	.667	161	5.4	76-4	40	66	38	27	168	5.6
1982-83	32-32	1096	34.2	124-249	.498	--	--	43-61	.705	259	8.1	84-4	87	79	25	38	291	9.1
1983-84	35-35	1203	34.4	197-377	.523	--	--	78-102	.765	257	7.3	66-0	77	86	21	47	472	13.5
Totals	111-97	3151	28.4	403-786	.513	--	--	149-208	.716	703	6.3	237-8	204	238	90	118	955	8.6

J.D. Byington

#22 • F/C • 6-6 • 190 • Knoxville, Tenn. (Knoxville HS)																		
Year	GP-GS	Min	Avg	FG-A	Pct	3FG-A	Pct	FT-A	Pct	Rebs	Avg	PF-FO	Ast	TO	Blk	Stl	Pts	Avg
1951-52	8--	--	--	0-6	.000	--	--	0-2	.000	--	--	6--	--	--	--	--	0	0.0
1952-53	16--	--	--	19-65	.292	--	--	10-20	.500	46	2.9	--	--	--	--	--	48	3.0
1953-54	8--	--	--	14-43	.326	--	--	15-20	.750	37	4.6	9--	--	--	--	--	43	5.4
1954-55	11--	--	--	2-14	.143	--	--	8-19	.421	12	1.1	6--	--	--	--	--	12	1.1
Totals	43--	--	--	35-128	.273	--	--	33-61	.541	95	--	21--	--	--	--	--	103	2.4

21

Powell, Dale - 1948, 49
Treadway, Joe - 1951, 52
Wideth, Carl - 1953, 54, 55, 56
Bingham, Don - 1957
Wallace, Bill - 1962*
Richardson, Lloyd - 1971, 72, 73
Tracey, Vinnie - 1974, 75
Meriweather, James - 1978, 79
Brooks, Michael - 1981, 82, 83, 85
Smith, Eric - 1988, 89, 90
Moore, Don - 1991
Hamer, Steve - 1993, 94, 95, 96
Stribling, Derek - 2002, 03
Smith, Jordan - 2006
Jackson, Justin - 2007, 08, 09
Goins, Melvin - 2010
Davis, A.J. - 2014
McGhee, Jabari - 2015, 16
Evans, Lew - 2017
Nkamhoua, Olivier - 2020
Gilbert, Kent - 2021, 22, 23

22 (RETIRED NUMBER)

Neff, Herb - 1951, 52
Byington, J.D. - 1952, 53, 54, 55
Otte, Jim - 1956
Carter, Bobby - 1959, 60, 61
Sheffield, John - 1962*
Hogsett, Bobby - 1963, 64, 66
England, Jimmy - 1969, 70, 71
Grunfeld, Ernie - 1974, 75, 76, 77
Wiener, Craig - 1980
Hyatt, Jerald - 1982, 83
Miller, Lionel - 1985
Spivey, Russ - 1986, 87, 88
Carroll, Joe - 1989
Wiseman, Lang - 1990, 91, 92, 93
Gray, Ed - 1994
Moore, Jason - 1995
Harris, Antonio - 1996, 97
Patterson, Andre - 2005, 06
Pearl, Steven - 2008, 09, 10, 11

23

Kinzel, Hank - 1948, 49, 51
Little, Elvin - 1951, 52, 53
Cruze, Kyle "Buddy" - 1954
Sheffield, John - 1962*
Finestone, Jerry - 1975, 76, 77
Teffetteller, Kenne - 1978, 79
Johnson, Rip - 1980, 81
Carter, Myron - 1982, 83, 84, 85
Bell, Greg - 1988, 89, 90, 91
Golden, LaMarcus - 1993, 94
Jones, DaShay - 1997, 98
Bradshaw, Dane - 2004, 05, 06, 07
Tatum, Cameron - 2008, 09, 10, 11, 12
Reese, Derek - 2014, 15, 16
Bowden, Jordan - 2017, 18, 19, 20
Hurst, Grant - 2024

* Home games only; * Road games only

Bill Byrd

Year	GP-GS	Min	Avg	FG-A	Pct	3FG-A	Pct	FT-A	Pct	Rebs	Avg	PF-FO	Ast	TO	Blk	Stl	Pts	Avg
1947-48	24--	--	--	5-30	.167	--	--	5-8	.625	--	--	16--	--	--	--	--	47	2.0
1948-49	12--	--	--	5-30	.167	--	--	5-8	.625	--	--	8--	--	--	--	--	15	1.3
Totals	36--	--	--	26-120	.217	--	--	10-16	.625	--	--	24--	--	--	--	--	62	1.7

Stanley Caldwell

Year	GP-GS	Min	Avg	FG-A	Pct	3FG-A	Pct	FT-A	Pct	Rebs	Avg	PF-FO	Ast	TO	Blk	Stl	Pts	Avg
1992-93	28-8	271	9.7	29-61	.475	2-5	.400	8-13	.615	74	2.6	5-0	17	23	2	15	68	2.4
1993-94	27-12	541	20.0	49-117	.419	3-16	.188	21-29	.724	144	5.3	37-0	71	50	0	34	122	4.5
1994-95	5-3	105	21.0	11-30	.367	4-9	.444	11-16	.688	32	6.4	13-1	6	12	2	3	37	7.4
Totals	60-23	917	15.3	89-208	.428	9-30	.300	40-58	.690	250	4.2	55-1	94	85	4	52	227	3.8

Don Campbell

Year	GP-GS	Min	Avg	FG-A	Pct	3FG-A	Pct	FT-A	Pct	Rebs	Avg	PF-FO	Ast	TO	Blk	Stl	Pts	Avg
1967-68	4--	--	--	1-2	.500	--	--	1-2	.500	5	1.3	5-0	--	--	--	--	3	0.8
1968-69	7--	--	--	0-0	.000	--	--	0-1	.000	2	0.3	0-0	0	--	--	--	0	0.0
1969-70	5--	--	--	1-4	.250	--	--	2-3	.667	3	0.6	2-0	0	--	--	--	4	0.8
Totals	16--	--	--	2-6	.333	--	--	3-6	.500	10	0.6	7-0	0	--	--	--	7	0.4

Galen Campbell

Year	GP-GS	Min	Avg	FG-A	Pct	3FG-A	Pct	FT-A	Pct	Rebs	Avg	PF-FO	Ast	TO	Blk	Stl	Pts	Avg
2011-12	5-0	7	1.4	1-3	.333	0-2	.000	0-0	.000	1	0.2	0-0	0	0	0	0	2	0.4
2013-14	8-10	12	1.5	2-3	.667	0-0	.000	1-1	.000	0	0.0	2-0	0	0	0	0	5	0.6
2014-15	2-0	2	1.0	0-0	.000	0-0	.000	0-0	.000	0	0.0	1-0	0	0	0	0	0	0.0
Totals	15-0	21	1.4	3-6	.500	0-2	.000	1-1	.000	1	0.1	3-0	0	0	0	0	7	0.5

Glenn Campbell

Year	GP-GS	Min	Avg	FG-A	Pct	3FG-A	Pct	FT-A	Pct	Rebs	Avg	PF-FO	Ast	TO	Blk	Stl	Pts	Avg
1958-59	13-0	--	--	10-32	.313	--	--	11-17	.647	7	0.5	11-0	--	--	--	--	31	2.4
1959-60	23--	--	--	118-314	.376	--	--	71-107	.664	79	3.4	75-5	--	--	--	--	307	13.3
1960-61	25--	--	--	121-298	.406	--	--	62-98	.633	87	3.5	76-1	--	--	--	--	304	12.2
Totals	61--	--	--	249-644	.387	--	--	144-222	.649	173	2.8	162-6	--	--	--	--	642	10.5

Lucas Campbell

Year	GP-GS	Min	Avg	FG-A	Pct	3FG-A	Pct	FT-A	Pct	Rebs	Avg	PF-FO	Ast	TO	Blk	Stl	Pts	Avg
2015-16	4-0	8	2.0	1-3	.333	1-2	.500	0-0	.000	1	0.3	1-0	0	1	0	0	3	0.8
2016-17	3-0	5	1.7	0-0	.000	0-0	.000	4-6	.667	0	0.0	0-0	0	0	0	0	4	1.3
2017-18	2-0	5	2.5	1-1	.000	1-1	.000	0-0	.000	1	0.5	0-0	2	0	0	0	3	1.5
2018-19	7-0	14	2.0	2-9	.222	1-4	.250	0-0	.000	3	0.4	1-0	1	1	0	1	5	0.7
Totals	16-0	32	2.0	4-13	.308	3-7	.429	4-6	.667	5	0.3	2-0	3	2	0	1	15	0.9

Quinn Cannington

Year	GP-GS	Min	Avg	FG-A	Pct	3FG-A	Pct	FT-A	Pct	Rebs	Avg	PF-FO	Ast	TO	Blk	Stl	Pts	Avg
2006-07	5-0	5	1.0	1-11	.000	0-0	.000	0-0	.000	0	0.0	1-0	0	1	0	0	3	0.6
2007-08	6-0	9	1.5	2-21	.000	1-11	.000	0-0	.000	0	0.0	0-0	1	0	0	0	5	0.8
2008-09	6-0	12	2.0	2-5	.400	0-0	.000	0-0	.000	0	0.0	0-0	0	0	0	0	4	0.7
2009-10	8-0	12	1.5	0-2	.000	0-1	.000	2-21	.000	0	0.0	0-0	3	1	0	1	2	0.3
Totals	25-0	38	1.5	5-12	.417	2-3	.667	2-21	.000	0	0.0	1-0	4	1	0	1	14	0.6

Ron Carmichael

Year	GP-GS	Min	Avg	FG-A	Pct	3FG-A	Pct	FT-A	Pct	Rebs	Avg	PF-FO	Ast	TO	Blk	Stl	Pts	Avg
1958-59	7--	--	--	4-6	.667	--	--	2-3	.667	1	0.1	2-0	--	--	--	--	10	1.4
1959-60	5--	--	--	8-2	.250	--	--	0-0	.000	6	1.2	4-0	--	--	--	--	4	0.8
1960-61	5--	--	--	2-20	.400	--	--	0-3	.000	19	3.8	10-0	--	--	--	--	16	3.2
Totals	17--	--	--	14-34	.412	--	--	2-6	.333	26	1.5	16-0	--	--	--	--	30	1.8

Willie Carmichael III

Year	GP-GS	Min	Avg	FG-A	Pct	3FG-A	Pct	FT-A	Pct	Rebs	Avg	PF-FO	Ast	TO	Blk	Stl	Pts	Avg
2014-15	32-19	475	14.8	40-77	.519	0-0	.000	15-24	.625	75	2.3	101-4	11	29	13	6	95	3.0

Shane Carnes #11 • G • 6-0 • 175 • Kingsport, Tenn. (Dobyns-Bennett HS/Oak Hill Academy [Va.])

Year	GP-GS	Min	Avg	FG-A	Pct	3FG-A	Pct	FT-A	Pct	Rebs	Avg	PF-FO	Ast	TO	Blk	Stl	Pts	Avg
1994-95	27-27	896	33.2	86-221	.389	52-132	.394	31-50	.620	79	2.9	78-3	72	53	1	37	255	9.4
1995-96	3-1	52	17.3	7-15	.467	4-5	.800	0-0	.000	5	1.7	4-0	6	3	0	2	18	6.0
Totals	30-28	948	31.6	93-236	.394	56-137	.409	31-50	.620	84	2.8	82-3	78	56	1	39	273	9.1

Cameron Carr

Year	GP-GS	Min	Avg	FG-A	Pct	3FG-A	Pct	FT-A	Pct	Rebs	Avg	PF-FO	Ast	TO	Blk	Stl	Pts	Avg
2023-24	14-0	59	4.2	8-27	.296	5-18	.278	2-3	.667	9	0.6	9-0	7	4	2	1	23	1.6

Joe Carroll

Year	GP-GS	Min	Avg	FG-A	Pct	3FG-A	Pct	FT-A	Pct	Rebs	Avg	PF-FO	Ast	TO	Blk	Stl	Pts	Avg
1988-89	3-0	6	2.0	1-2	.500	1-1	1.00	1-2	.500	0	0.0	0-0	0	1	2	0	4	1.3

Bobby Carter

Year	GP-GS	Min	Avg	FG-A	Pct	3FG-A	Pct	FT-A	Pct	Rebs	Avg	PF-FO	Ast	TO	Blk	Stl	Pts	Avg
1958-59	21--	--	--	29-64	.453	--	--	37-54	.685	27	1.3	14-0	--	--	--	--	95	4.5
1959-60	23--	--	--	94-241	.390	--	--	81-111	.730	103	4.5	45-0	--	--	--	--	269	11.7
1960-61	25--	--	--	142-310	.458	--	--	77-125	.616	112	4.5	33-1	--	--	--	--	361	14.4
Totals	69--	--	--	265-615	.431	--	--	195-290	.672	242	3.5	92-1	--	--	--	--	725	10.5

Gary Carter

Year	GP-GS	Min	Avg	FG-A	Pct	3FG-A	Pct	FT-A	Pct	Rebs	Avg	PF-FO	Ast	TO	Blk	Stl	Pts	Avg
1978-79	33--	1137	34.5	145-283	.512	--	--	69-98	.704	161	4.9	82-3	94	96	4	47	359	10.9
1979-80	29-28	1015	35.0	109-263	.414	--	--	65-80	.813	133	4.6	59-1	87	76	4	32	283	9.8
1980-81	29-29	1082	37.3	174-313	.556	--	--	88-108	.815	112	3.9	79-2	68	59	3	43	436	15.0
1981-82	6-6	228	38.0	46-77	.597	--	--	29-33	.879	18	3.0	15-1	17	21	2	10	121	20.2
Totals	97-63	3462	35.7	474-936	.506	--	--	251-319	.787	424	4.4	235-7	266	252	13	132	1199	12.4

#15 • G • 6-0 • 155 • Miami, Fla.

Year	GP-GS	Min	Avg	FG-A	Pct	3FG-A	Pct	FT-A	Pct	Rebs	Avg	PF-FO	Ast	TO	Blk	Stl	Pts	Avg
1947-48	24--	--	--	5-30	.167	--	--	5-8	.625	--	--	16--	--	--	--	--	47	2.0
1948-49	12--	--	--	5-30	.167	--	--	5-8	.625	--	--	8--	--	--	--	--	15	1.3
Totals	36--	--	--	26-120	.217	--	--	10-16	.625	--	--	24--	--	--	--	--	62	1.7

#5 • F • 6-6 • 230 • Union City, Tenn. (Union City HS)

Pct	FT-A	Pct	Rebs	Avg	PF-FO	Ast	TO	Blk	Stl	Pts	Avg
00	8-13	.615	74	2.6	5-0	17	23	2	15	68	2.4
88	21-29	.724	144	5.3	37-0	71	50	0	34	122	4.5
44	11-16	.688	32	6.4	13-1	6	12	2	3	37	7.4
00	40-58	.690	250	4.2	55-1	94	85	4	52	227	3.8

ALL-TIME PLAYER STATISTICS

Myron Carter

#23 • G • 6-3 • 177 • Madison, Tenn. (Goodpasture HS)																	
Year	GP-GS	Min	Avg	FG-A	Pct	3FG-A	Pct	FT-A	Pct	Rebs	Avg	PF-FO	Ast	TO	Bk	Stl	Pts
1981-82	4-0	6	1.5	0-1	0.000	--	--	1-3	.333	1	0.3	1-0	1	0	0	1	0.3
1982-83	10-0	47	4.7	2-6	.333	--	--	8-8	1.00	0	0.0	6-0	1	3	0	2	12
1983-84	27-0	173	6.4	14-29	.483	--	--	27-36	.750	11	0.4	25-1	10	8	0	6	55
1984-85	37-16	506	13.7	44-92	.478	--	--	26-33	.788	29	0.8	70-1	40	26	1	17	114
Totals	78-16	732	9.4	60-128	.469	--	--	62-80	.775	41	0.5	102-2	52	38	1	25	182

Bill Cate

#18 • G • 6-3 • 180 • Cleveland, Tenn. (Bradley HS)																	
Year	GP-GS	Min	Avg	FG-A	Pct	3FG-A	Pct	FT-A	Pct	Rebs	Avg	PF-FO	Ast	TO	Bk	Stl	Pts
1953-54	5--	--	--	1-6	.167	--	--	3-4	.750	5	1.0	2--	--	--	--	--	5
1954-55	14--	--	--	5-15	.333	--	--	6-10	.600	16	1.1	8--	--	--	--	--	16
1955-56	22--	--	--	30-91	.330	--	--	38-61	.623	74	3.4	44--	--	--	--	--	88
Totals	41--	--	--	36-112	.321	--	--	47-75	.627	95	2.3	54--	--	--	--	--	119

Center

#16/44																	
Year	GP-GS	Min	Avg	FG-A	Pct	3FG-A	Pct	FT-A	Pct	Rebs	Avg	PF-FO	Ast	TO	Bk	Stl	Pts
1947-48	15--	--	--	5-36	.139	--	--	2-3	.667	--	--	5--	--	--	--	--	12

Steve Chancey

#50 • F • 6-1 • 180 • Knoxville, Tenn. (South HS)																	
Year	GP-GS	Min	Avg	FG-A	Pct	3FG-A	Pct	FT-A	Pct	Rebs	Avg	PF-FO	Ast	TO	Bk	Stl	Pts
1971-72	1--	--	--	0-2	.000	--	--	0-0	.000	2	2.0	0-0	0	--	--	--	0

Kennedy Chandler

#1 • F • 6-0 • 171 • Memphis, Tenn. (Sunrise Chrisian Academy [Kan.])																	
Year	GP-GS	Min	Avg	FG-A	Pct	3FG-A	Pct	FT-A	Pct	Rebs	Avg	PF-FO	Ast	TO	Bk	Stl	Pts
2021-22	34-34	1045	30.7	182-392	.464	49-128	.383	60-99	.606	110	3.2	69-0	161	85	8	74	473

Irv Chatman

#55 • C • 6-9 • 225 • New York, N.Y. (August Martin HS)																	
Year	GP-GS	Min	Avg	FG-A	Pct	3FG-A	Pct	FT-A	Pct	Rebs	Avg	PF-FO	Ast	TO	Bk	Stl	Pts
1975-76	13-1	--	--	8-18	.444	--	--	2-9	.222	34	2.6	25-0	1	--	--	--	18

Wilbert Cherry

#30 • G • 5-11 • 160 • Knoxville, Tenn. (Karns HS)																	
Year	GP-GS	Min	Avg	FG-A	Pct	3FG-A	Pct	FT-A	Pct	Rebs	Avg	PF-FO	Ast	TO	Bk	Stl	Pts
1971-72	4-1	--	--	3-6	.500	--	--	2-2	1.00	1	0.3	1-0	0	--	--	--	8

Quinton Chievous

#31 • G • 6-6 • 214 • Chicago, Ill. (Notre Dame College Prep)																	
Year	GP-GS	Min	Avg	FG-A	Pct	3FG-A	Pct	FT-A	Pct	Rebs	Avg	PF-FO	Ast	TO	Bk	Stl	Pts
2012-13	22-0	224	10.2	23-49	.469	6-21	.286	4-7	.571	52	2.4	31-1	6	15	1	3	56
2013-14	9-0	32	3.6	1-4	.250	0-1	.000	2-3	.667	7	0.8	9-0	1	2	0	0	4
Totals	31-0	256	8.3	24-53	.453	6-22	.273	6-10	.600	59	1.9	40-1	7	17	1	3	60

Ryan Childress

#34 • F • 6-9 • 235 • Cincinnati, Ohio (Moeller HS)																	
Year	GP-GS	Min	Avg	FG-A	Pct	3FG-A	Pct	FT-A	Pct	Rebs	Avg	PF-FO	Ast	TO	Bk	Stl	Pts
2005-06	29-0	172	5.9	9-26	.346	2-9	.222	16-23	.696	36	1.2	33-1	15	12	2	4	36
2006-07	35-1	551	15.7	69-151	.457	24-64	.375	35-62	.565	140	4.0	50-0	28	34	14	22	197
2007-08	25-0	244	9.8	22-61	.361	3-17	.176	11-18	.611	60	2.4	34-0	17	15	6	8	58
2008-09	4-0	8	2.0	1-4	.250	0-0	.000	3-4	.750	6	1.5	0-0	1	2	0	0	5
Totals	93-1	975	10.5	101-242	.417	29-93	.312	65-107	.607	242	2.6	117-1	61	63	22	34	296

Ian Chiles

#5 • G • 6-1 • 200 • Louisville, Ky. (Ballard HS/IUPUI)																	
Year	GP-GS	Min	Avg	FG-A	Pct	3FG-A	Pct	FT-A	Pct	Rebs	Avg	PF-FO	Ast	TO	Bk	Stl	Pts
2014-15	3-0	14	4.7	1-2	.500	0-1	.000	0-0	.000	2	0.7	1-0	1	0	0	1	2

Wayne Chism

#4 • F • 6-9 • 242 • Jackson, Tenn. (Bolivar Central HS)																	
Year	GP-GS	Min	Avg	FG-A	Pct	3FG-A	Pct	FT-A	Pct	Rebs	Avg	PF-FO	Ast	TO	Bk	Stl	Pts
2006-07	35-18	678	19.4	115-261	.441	26-79	.329	61-104	.587	183	5.2	102-3	32	45	21	21	317
2007-08	36-34	826	22.9	139-296	.470	29-90	.322	50-90	.556	208	5.8	108-2	41	41	49	33	357
2008-09	34-31	873	25.7	165-354	.466	41-128	.320	96-134	.716	273	8.0	98-4	42	69	34	26	467
2009-10	37-36	998	27.0	169-363	.466	35-108	.324	94-124	.758	266	7.2	102-1	40	60	48	41	467
Totals	142-119	3375	23.8	588-1274	.462	131-405	.323	301-452	.666	930	6.5	410-10	155	215	152	121	1608

Austin Clark

#34 • G • 6-5 • 165 • Kingston, Tenn. (Kingston HS)																	
Year	GP-GS	Min	Avg	FG-A	Pct	3FG-A	Pct	FT-A	Pct	Rebs	Avg	PF-FO	Ast	TO	Bk	Stl	Pts
1973-74	24--	--	--	45-97	.464	--	--	12-15	.800	29	1.2	34-0	14	--	--	--	102
1974-75	24--	--	--	80-163	.491	--	--	25-32	.781	59	2.5	58-3	55	--	--	--	185
1975-76	25--	--	--	26-63	.413	--	--	12-17	.706	45	1.8	40-1	42	--	--	--	64
Totals	73--	--	--	151-323	.467	--	--	49-64	.766	133	1.8	132-4	111	--	--	--	351

Rickey Clark

#24 • G • 6-5 • 210 • Lithonia, Ga. (Lithonia HS)																	
Year	GP-GS	Min	Avg	FG-A	Pct	3FG-A	Pct	FT-A	Pct	Rebs	Avg	PF-FO	Ast	TO	Bk	Stl	Pts
1987-88	9-3	126	14.0	7-23	.304	0-0	.000	4-9	.444	17	1.9	15-0	17	8	0	4	18
1988-89	20-3	222	11.1	18-55	.327	1-4	.250	16-35	.457	21	1.1	30-1	17	27	1	5	53
1989-90	8-0	55	6.9	2-11	.182	0-0	.000	5-11	.455	12	1.5	6-0	4	9	0	3	9
Totals	37-6	403	10.9	27-89	.303	1-4	.250	25-55	.455	50	1.4	51-1	38	44	1	12	80

Drew Clemmons

#2 • G • 6-2 • 185 • Knoxville, Tenn. (Bearden HS/King College)																	
Year	GP-GS	Min	Avg	FG-A	Pct	3FG-A	Pct	FT-A	Pct	Rebs	Avg	PF-FO	Ast	TO	Bk	Stl	Pts
2001-02	5-0	9	1.8	0-0	.000	0-0	.000	3	0.6	1	0.3	1-0	3	2	0	0	0
2002-03	5-1	8	1.6	0-2	.000	0-1	.000	0	0.0	0	0.0	0-0	0	0	0	0	0
Totals	10-1	17	1.7	0-2	.000	0-1	.000	0-0	.000	3	0.3	1-0	3	2	0	0	0

David Cockrill

#41 • F • 6-5 • 185 • Memphis, Tenn. (Overton HS)																	
Year	GP-GS	Min	Avg	FG-A	Pct	3FG-A	Pct	FT-A	Pct	Rebs	Avg	PF-FO	Ast	TO	Bk	Stl	Pts
1976-77	6-1	--	--	0-2	.000	--	--	0-1	.000	3	0.5	3-0	0	--	--	--	0

Wes Coffman

#24 • G • 6-1 • 177 • Earlington, Ky. (Earlington HS)																	
Year	GP-GS	Min	Avg	FG-A	Pct	3FG-A	Pct	FT-A	Pct	Rebs	Avg	PF-FO	Ast	TO	Bk	Stl	Pts
1965-66	18--	--	--	21-52	.404	--	--	10-19	.526	24	1.3	18-0	--	--	--	--	52
1966-67	21--	--	--	14-31	.452	--	--	22-34	.647	14	0.7	23-0	--	--	--	--	50
1967-68	11--	--	--	5-5	.556	--	--	8-13	.615	9	0.8	14-0	--	--	--	--	18
Totals	50--	--	--	40-92	.435	--	--	40-66	.606	47	0.9	55-0	--	--	--	--	120

24

Garrison, Bob - 1951
Jarvis, Bill - 1952, 53, 54, 55
Hatcher, Bobby - 1956
Carmichael, Ron - 1959*, 61*
Wallace, Bill - 1961*
Finley, Jim - 1962*
Falls, Dennis - 1963
Coffman, Wes - 1966, 67, 68
Campbell, Don - 1968 69, 70
Darden, Johnny - 1976, 77,

31

Robinette, Pat – 1963*, 64*, 65*
 Threeths, Chuck – 1977, 78, 79, 80
 Woods, Kevin – 1982, 83, 84, 85
 Nix, Dyron – 1986, 87, 88, 89
 Woods, Terrence – 2000, 01
 Fayton, C.J. – 2002
 Smithwick, Mike – 2002, 03, 04, 05
 Chievous, Quinton – 2013, 14
 Sulack, Isaiah – 2022, 23

32

Anderson, Glen – 1958*
 Houston, John – 1960
 Wilson, Tommy – 1961*, 62*
 Sandford, Rob – 1963
 Robbins, Austin "Red" – 1965, 66
 Croft, Bobby – 1968*
 Kinard, Rudy – 1969, 70
 Johnson, Reggie – 1977, 78, 79, 80
 Coogler, Jim – 1981
 Naler, Kirk – 1982, 83, 84, 85
 Milson, Daryl – 1991, 92, 93
 Jackson, Cornelius – 1997
 Baker, Del – 1998, 99, 2000, 02
 Watson, C.J. – 2003, 04, 05, 06
 Crews, Duke – 2007, 08
 Hopson, Scotty – 2009, 10, 11
 Edwards, D'Montre – 2013, 14
 Woodson, Brad – 2016, 17
 Darrington, Chris – 2018
 Burns, D.J. – 2019
 Morris, Cole – 2021
 Tamba, Handje – 2022

33

Thomas, Jack – 1948
 Anderson, Glen – 1958*
 Wilson, Tommy – 1962*, 63*
 French, Phil – 1963*
 Young, Bill – 1967
 Croft, Bobby – 1968*
 Moody, Dan – 1973
 Federmann, Dan – 1981, 82, 83, 84
 Tiller, Wayne – 1985
 Griffin, Mark – 1986, 87, 88, 89
 Groves, Carlus – 1990, 91, 92
 Moore, Scott – 1996, 97, 98
 Hendrix, Jemere – 2004, 05
 Williams, Brain – 2008, 09, 10, 11
 Kent, Zach – 2018, 19
 Plavšić, Uroš – 2021, 22, 23

* Home games only; * Road games only

Nick Colmenares

Year	GP-GS	Min	Avg	FG-A	Pct	3FG-A	Pct	FT-A	Pct	Rebs	Avg	PF-FO	Ast	TO	Blk	Stl	Pts	Avg
1959-60	4--	--	--	--	2-3 .667	--	--	1-3 .333	4	1.0	0-0	0-0	--	--	--	--	5	1.3

Jim Coogler #32 • F • 6-8 • 180 • Chattanooga, Tenn. (Notre Dame HS/Middle Tennessee State U.)

Year	GP-GS	Min	Avg	FG-A	Pct	3FG-A	Pct	FT-A	Pct	Rebs	Avg	PF-FO	Ast	TO	Blk	Stl	Pts	Avg
1980-81	1-0	1	1.0	0-0 .000	--	--	--	0-0 .000	0	0.0	0-0	0-0	0	0	0	0	0	0.0

Ray Cooper

#12 • G • 6-1 • 160 • Knoxville, Tenn. (Powell HS)

Year	GP-GS	Min	Avg	FG-A	Pct	3FG-A	Pct	FT-A	Pct	Rebs	Avg	PF-FO	Ast	TO	Blk	Stl	Pts	Avg
1956-57	2-1	--	--	0-0 .000	--	--	--	0-0 .000	0	0.0	0-0	0-0	--	--	--	--	0	0.0
1957-58	21-1	--	--	23-61 .377	--	--	--	13-18 .722	32	1.5	24--	--	--	--	--	--	59	2.8
1958-59	12-1	--	--	7-25 .280	--	--	--	3-4 .750	8	0.7	14-1	--	--	--	--	--	17	1.4
Totals	35-1	--	--	30-86 .349	--	--	--	16-22 .727	40	1.1	38-1	--	--	--	--	--	76	2.2

Jim Cornwall

#30 • G • 5-8 • 149 • Penndel, Pa. (Neshaminy HS)

Year	GP-GS	Min	Avg	FG-A	Pct	3FG-A	Pct	FT-A	Pct	Rebs	Avg	PF-FO	Ast	TO	Blk	Stl	Pts	Avg
1964-65	22--	--	--	16-40 .400	--	--	--	17-29 .586	17	0.8	17-0	--	--	--	--	--	49	2.2
1965-66	24--	--	--	81-193 .420	--	--	--	52-67 .776	60	2.5	46-0	--	--	--	--	--	214	8.9
Totals	46--	--	--	97-233 .416	--	--	--	69-96 .719	77	1.7	63-0	--	--	--	--	--	263	5.7

Kenny Coulter

#10 • G • 6-1 • 165 • Maryville, Tenn. (Everett HS)

Year	GP-GS	Min	Avg	FG-A	Pct	3FG-A	Pct	FT-A	Pct	Rebs	Avg	PF-FO	Ast	TO	Blk	Stl	Pts	Avg
1956-57	14--	--	--	15-41 .366	--	--	--	7-12 .583	15	1.1	5--	--	--	--	--	--	37	2.6
1957-58	23--	--	--	85-206 .413	--	--	--	56-75 .747	42	1.8	65--	--	--	--	--	--	226	9.8
1958-59	22--	--	--	115-336 .342	--	--	--	79-109 .725	62	2.8	79-4	--	--	--	--	--	309	14.0
Totals	59--	--	--	215-583 .369	--	--	--	142-196 .724	119	2.0	149-4	--	--	--	--	--	572	9.7

Jonah Cox

#44 • F • 6-3 • 185 • Richmond, Va. (Huguenot HS)

Year	GP-GS	Min	Avg	FG-A	Pct	3FG-A	Pct	FT-A	Pct	Rebs	Avg	PF-FO	Ast	TO	Blk	Stl	Pts	Avg
2005-06	1-0	2	2.0	0-0 .000	0-0 .000	--	--	2-21.000	1	1.0	0-0	0-0	0	0	0	1	2	2.0

Tommy Cox

#42 • C • 6-7 • 200 • Johnson City, Tenn. (Science Hill HS)

Year	GP-GS	Min	Avg	FG-A	Pct	3FG-A	Pct	FT-A	Pct	Rebs	Avg	PF-FO	Ast	TO	Blk	Stl	Pts	Avg
1970-71	9--	--	--	2-6 .333	--	--	--	2-3 .667	6	0.7	3-0	0-0	0	0	0	0	6	0.7

Colin Coyne #35 • F • 6-9 • 238 • Fredericksburg, Va. (Stafford Senior HS/U. of Mary Washington)

Year	GP-GS	Min	Avg	FG-A	Pct	3FG-A	Pct	FT-A	Pct	Rebs	Avg	PF-FO	Ast	TO	Blk	Stl	Pts	Avg
2022-23	4-0	6	1.5	1-11.000	0-0 .000	0-0 .000	1	0.3	0-0	0-0	0-0	0-0	0	0	0	2	0.5	2
2023-24	4-0	8	2.0	1-2 .500	0-0 .000	0-0 .000	1	0.3	1-0	0	0	0	0	0	0	1	2	0.5
Total	8-0	14	1.8	2-3 .667	0-0 .000	0-0 .000	2	0.3	1-0	0	0	0	0	0	0	2	1	0.5

Noel Cramer

#19 • G • 6-1 • 165 • Knoxville, Tenn. (East HS)

Year	GP-GS	Min	Avg	FG-A	Pct	3FG-A	Pct	FT-A	Pct	Rebs	Avg	PF-FO	Ast	TO	Blk	Stl	Pts	Avg
1961-62	2-1	--	--	0-2 .000	0-0 .000	--	--	0-0 .000	1	0.5	1-0	--	--	--	--	--	0	0.0

Peter Crean

#20 • G • 6-2 • 175 • Rockville Centre, N.Y. (St. Agnes Cathedral HS)

Year	GP-GS	Min	Avg	FG-A	Pct	3FG-A	Pct	FT-A	Pct	Rebs	Avg	PF-FO	Ast	TO	Blk	Stl	Pts	Avg
1974-75	7-1	--	--	0-1 .000	--	--	--	2-3 .667	5	0.7	4-0	1	--	--	--	--	2	0.3

Duke Crews

#32 • F • 6-7 • 233 • Hampton, Va. (Bethel HS)

2007-08	26-2	384	14.8	52-103 .505	0-0 .000	37-55 .673	103	4.0	64-1	16	24	10	11	141	5.4
Totals	61-20	1077	17.7	167-325 .514	0-0 .000	101-166 .608	280	4.6	158-3	37	80	42	33	435	7.1

Bobby Croft

#40 • C • 6-10 • 220 • Hamilton, Ontario (Hill Park HS)

Year	GP-GS	Min	Avg	FG-A	Pct	3FG-A	Pct	FT-A	Pct	Rebs	Avg	PF-FO	Ast	TO	Blk	Stl	Pts	Avg
1967-68	26--	--	--	89-171 .520	--	--	--	38-57 .667	137	5.3	75-3	--	--	--	--	--	216	8.3
1968-69	28--	--	--	166-297 .559	--	--	--	94-142 .662	250	8.9	90-2	5	--	--	--	--	426	15.2
1969-70	25--	--	--	166-332 .500	--	--	--	97-147 .660	241	9.6	86-3	9	--	--	--	--	429	17.2
Totals	79--	--	--	421-800 .526	--	--	--	229-346 .662	628	7.9	251-8	14	--	--	--	--	1071	13.6

Jimmy Crone

#4 • G • 5-10 • 145 • Connersville, Ind. (Connersville HS)

Year	GP-GS	Min	Avg	FG-A	Pct	3FG-A	Pct	FT-A	Pct	Rebs	Avg	PF-FO	Ast	TO	Blk	Stl	Pts	Avg
1963-64	19--	--	--	2-5 .400	--	--	--	9-11 .818	0	0.0	0-0	0-0	0	--	--	--	13	0.7

Terry Crosby

#30/#25 • G/F • 6-4 • 195 • Toledo, Ohio (De Vilbiss HS)

1975-76	23--	--	--	33-96 .344	--	--	3-12 .250	38	1.7	43-0	14	--	--	--	--	--	69	3.0
1976-77	26--	--	--	44-93 .473	--	--	14-20 .700	30	1.2	20-0	25	--	--	--	--	--	102	3.9
1977-78	25--	--	--	198-407 .486	--	--	79-106 .745	135	5.4	76-4	60	87	2	35	475	19.0		
1978-79	32--	1162	36.3	198-359 .552	--	--	54-73 .740	130	4.1	82-2	101	58	13	53	450	14.1		
Totals	106--	1162	--	473-955 .495	--	--	150-211 .711	333	3.1	221-6	200	145	15	88	1096	10.3		

Brandon Crump

#4 • F • 6-10 • 250 • Houston, Texas (Klein HS)

Year	GP-GS	Min	Avg	FG-A	Pct	3FG-A	Pct	FT-A	Pct	Rebs	Avg	PF-FO	Ast	TO	Blk	Stl	Pts	Avg
2001-02	30-19	648	21.6	85-143 .594	1-2 .500	43-78 .551	126	4.2	80-4	28	34	17	13	214	7.1			
2002-03	29-27	781	26.9	127-225 .564	0-0 .000	64-85 .753	171	5.9	76-1	33	66	30	22	318	11.0			
2003-04	29-29	909	31.3	158-279 .566	8-25 .320	105-155 .677	198	6.8	73-0	35	60	37	23	429	14.8			
2004-05	27-25	712	26.4	124-224 .554	10-19 .526	48-75 .640	157	5.8	75-2	22	55	23	18	306	11.3			
Totals	115-100	3050	26.5	494-871 .567	19-46 .413	260-393 .662	652	5.7	304-7	118	215	107	76	1267	11.0			

Kyle "Buddy" Cruze

#23 • F • 6-3 • 195 • Knoxville, Tenn. (East HS)

Year	GP-GS	Min	Avg	FG-A	Pct	3FG-A	Pct	FT-A	Pct	Rebs	Avg	PF-FO	Ast	TO	Blk	Stl	Pts	Avg
1953-54	18--	--	--	37-154 .240	--	--	--	42-83 .506	85	4.7	57--	--	--	--	--	--	116	6.4

OUTLOOK

PLAYERS

STAFF

REVIEW

RESULTS

RECORDS

HONORS

POSTSEASON

VOLMANAC

MEDIA INFO



ALL-TIME PLAYER STATISTICS

Michael Curry

Year	GP-GS	Min	Avg	FG-A	Pct	3FG-A	Pct	FT-A	Pct	Rebs	Avg	PF-FO	Ast	TO	Blk	Stl	Pts	Avg
1989-90	27-1	297	11.0	24-55	.436	0-0-0.000		9-19	.474	81	3.0	38-1	6	16	13	3	57	2.1
1990-91	28-5	361	12.9	20-58	.345	0-0-0.000		17-29	.586	79	2.8	69-1	3	14	24	8	57	2.0
1991-92	32-27	541	16.9	34-75	.453	0-0-0.000		16-29	.552	108	3.4	87-2	20	27	25	20	84	2.6
Totals	87-33	1199	13.8	78-188	.415	0-0-0.000		42-77	.545	268	3.1	194-4	29	57	62	31	198	2.3

James Daniel III

Year	GP-GS	Min	Avg	FG-A	Pct	3FG-A	Pct	FT-A	Pct	Rebs	Avg	PF-FO	Ast	TO	Blk	Stl	Pts	Avg
2017-18	35-3	691	19.7	59-161	.366	45-121	.372	32-44	.727	50	1.4	68-1	97	49	4	28	195	5.6

Rick Daniels-Mulholland

Year	GP-GS	Min	Avg	FG-A	Pct	3FG-A	Pct	FT-A	Pct	Rebs	Avg	PF-FO	Ast	TO	Blk	Stl	Pts	Avg
2006-07	3-0	3	1.0	0-0.000		0-0.000		0-0.000		0	0.0	0-0	0	0	0	0	0	0.0
2007-08	7-0	10	1.4	1-2.500		0-0.000		1-2.500		5	0.7	0-0	0	0	0	0	3	0.4
Totals	10-0	13	1.3	1-2.500		0-0.000		1-2.500		5	0.5	0-0	0	0	0	0	3	0.3

Johnny Darden

Year	GP-GS	Min	Avg	FG-A	Pct	3FG-A	Pct	FT-A	Pct	Rebs	Avg	PF-FO	Ast	TO	Blk	Stl	Pts	Avg
1975-76	27--	--	--	49-101	.485	--	--	40-56	.714	61	2.3	55-0	164	--	--	--	138	5.1
1976-77	27--	--	--	62-135	.459	--	--	28-39	.718	59	2.2	42-0	221	--	--	--	152	5.6
1977-78	23--	--	--	102-215	.474	--	--	38-58	.655	50	2.2	71-5	192	100	5	29	242	10.5
1978-79	32--	650	20.3	53-116	.457	--	--	47-62	.758	39	1.2	52-0	138	75	4	38	153	4.8
Totals	109--	650	--	266-567	.469	--	--	153-215	.712	209	1.9	220-5	715	175	9	67	685	6.3

Chris Darrington

Year	GP-GS	Min	Avg	FG-A	Pct	3FG-A	Pct	FT-A	Pct	Rebs	Avg	PF-FO	Ast	TO	Blk	Stl	Pts	Avg
2017-18	25-0	209	8.4	19-52	.365	6-19	.316	20-26	.769	15	0.6	17-0	19	14	1	7	64	2.6

A.J. Davis

Year	GP-GS	Min	Avg	FG-A	Pct	3FG-A	Pct	FT-A	Pct	Rebs	Avg	PF-FO	Ast	TO	Blk	Stl	Pts	Avg
2013-14	25-1	234	9.4	14-35	.400	3-8	.375	2-9	.222	39	1.6	34-1	6	9	5	5	33	1.3

A.W. Davis

Year	GP-GS	Min	Avg	FG-A	Pct	3FG-A	Pct	FT-A	Pct	Rebs	Avg	PF-FO	Ast	TO	Blk	Stl	Pts	Avg
1962-63	24--	--	--	136-288	.472	--	--	85-114	.746	196	8.2	51-4	--	--	--	--	357	14.9
1963-64	23--	--	--	141-296	.476	--	--	116-144	.806	181	7.9	58-1	--	--	--	--	398	17.3
1964-65	24--	--	--	170-391	.435	--	--	130-153	.850	197	8.2	65-3	--	--	--	--	470	19.6
Totals	71--	--	--	447-975	.458	--	--	331-411	.805	574	8.1	174-8	--	--	--	--	1225	17.3

Chris Davis

Year	GP-GS	Min	Avg	FG-A	Pct	3FG-A	Pct	FT-A	Pct	Rebs	Avg	PF-FO	Ast	TO	Blk	Stl	Pts	Avg
1986-87	16-0	56	3.5	3-17	.176	3-11	.273	--	--	3	0.2	8-0	3	4	0	3	9	0.6
1987-88	9-0	23	2.6	1-5	.200	0-3	.000	1-2	.500	5	0.6	4-0	4	7	0	3	3	0.3
Totals	25-0	79	3.2	4-22	.182	3-14	.214	1-2	.500	8	0.3	12-0	7	11	0	6	12	0.5

Dick Davis

Year	GP-GS	Min	Avg	FG-A	Pct	3FG-A	Pct	FT-A	Pct	Rebs	Avg	PF-FO	Ast	TO	Blk	Stl	Pts	Avg
1950-51	2-1	--	--	1-2	.500	--	--	0-0	.000	--	--	2--	--	--	--	--	2	1.0

Vegas Davis

Year	GP-GS	Min	Avg	FG-A	Pct	3FG-A	Pct	FT-A	Pct	Rebs	Avg	PF-FO	Ast	TO	Blk	Stl	Pts	Avg
1996-97	20-3	203	10.2	18-50	.360	3-13	.231	16-29	.552	31	1.6	29-0	12	23	2	6	55	2.8
1997-98	18-9	355	19.7	40-94	.426	20-46	.435	12-22	.545	55	3.1	38-0	27	26	9	22	112	6.2
1998-99	26-0	166	6.4	12-42	.286	7-23	.304	15-18	.833	29	1.1	15-0	2	5	6	5	46	1.8
1999-00	23-0	138	6.0	10-36	.278	3-16	.188	4-10	.400	29	1.3	5-0	11	6	3	6	27	1.2
Totals	87-12	862	9.9	80-222	.360	33-98	.337	47-79	.595	144	1.7	87-0	52	60	20	39	240	2.8

Eddie DeBro

Year	GP-GS	Min	Avg	FG-A	Pct	3FG-A	Pct	FT-A	Pct	Rebs	Avg	PF-FO	Ast	TO	Blk	Stl	Pts	Avg
2004-05	3-0	7	2.3	0-1.000		0-0.000		1-2.500		0	0.0	2-0	0	1	1	0	1	0.3
2005-06	11-0	33	3.0	2-5.400		0-1.000		0-0.000		8	0.7	4-0	3	2	0	1	4	0.4
Totals	15-0	40	2.7	2-6.333		0-1.000		1-2.500		8	0.5	6-0	3	3	1	1	5	0.3

Elliott DeVoe

Year	GP-GS	Min	Avg	FG-A	Pct	3FG-A	Pct	FT-A	Pct	Rebs	Avg	PF-FO	Ast	TO	Blk	Stl	Pts	Avg
2004-05	1-0	0	0.0	0-0	.000	0-0	.000	0-0	.000	0	0.0	0-0	0	0	0	0	0	0.0

Quentin Diboundje

Year	GP-GS	Min	Avg	FG-A	Pct	3FG-A	Pct	FT-A	Pct	Rebs	Avg	PF-FO	Ast	TO	Blk	Stl	Pts	Avg
2021-22	7-0	35	5.0	4-10	.400	1-3	.333	3-6	.500	8	1.1	0-0	5	1	0	2	12	1.7

Craig Diegel

Year	GP-GS	Min	Avg	FG-A	Pct	3FG-A	Pct	FT-A	Pct	Rebs	Avg	PF-FO	Ast	TO	Blk	Stl	Pts	Avg
1978-79	2--	5	2.5	3-4	.750	--	--	0-0	.000	2	1.0	0-0	0	0	0	0	6	3.0
1979-80	2-0	3	1.5	1-2	.500	--	--	0-0	.000	2	1.0	0-0	0	0	0	0	2	1.0
1980-81	4-0	4	1.0	0-2	.000	--	--	0-0	.000	1	0.3	0-0	0	0	0	0	0	0.0
Totals	8-0	12	1.5	4-8	.500	--	--	0-0	.000	5	0.6	0-0	0	0	0	0	8	1.0

Freddie Dilione V

Year	GP-GS	Min	Avg	FG-A	Pct	3FG-A	Pct	FT-A	Pct	Rebs	Avg	PF-FO	Ast	TO	Blk	Stl	Pts	Avg
2023-24	18-0	93	5.2	12-23	.522	2-7	.286	4-5	.800	10	0.6	9-0	14	14	1	6	30	1.7

Mike Disney

Year	GP-GS	Min	Avg	FG-A	Pct	3FG-A	Pct	FT-A	Pct	Rebs	Avg	PF-FO	Ast	TO	Blk	Stl	Pts	Avg
1962-63	12-1	--	--	2-5	.400	--	--	0-1	.000	4	0.3	4-0	--	--	--	--	4	0.3

Alico Dunk

Year	GP-GS	Min	Avg	FG-A	Pct	3FG-A	Pct	FT-A	Pct	Rebs	Avg	PF-FO	Ast	TO	Blk	Stl	Pts	Avg
1994-95	27-10	587	21.7	23-70	.329	2-11	.182	24-43	.558	51	1.9	61-3	64	46	2	25	72	2.7

ALL-TIME PLAYER STATISTICS

42

Showalter, Dalen – 1958, 59, 60
 Kempf, Ray – 1962*
 Parker, Jerry – 1963*
 McIntosh, Larry – 1964, 65, 66
 Justus, Bill – 1967, 68, 69
 Cox, Tommy – 1971
 Robertson, Maurice – 1996, 97
 Higgins, Jon – 2000, 01, 02, 03
 Wright, Lou – 2004
 DeVoe, Elliott – 2005

43

Kempf, Ray – 1962*
 Parker, Jerry – 1963*
 Robinson, Larry – 1972, 73
 Ashworth, Doug – 1974, 75, 76
 Nash, Kevin – 1978, 79, 80
 Sylve, Joe – 1981
 Walden, Pat – 1982
 Johnson, Alonzo – 1992, 93
 Black, C.J. – 1997, 98, 99, 2000
 Albrecht, Jason – 2003, 04
 Carr, Cameron – 2024

44

Center – 1948
 Perigo, Bob – 1959*
 Gilley, Bill – 1959, 60, 61
 Plotnicki, Ben "Skip" – 1963*
 Monroe, Gil – 1964, 65
 Woodall, Jim – 1969, 70, 71
 Moss, David – 1974
 Joyce, Tim – 1975
 Lowrie, Bob – 1978
 Wood, Howard – 1979, 80, 81
 Brown, Elvin 1986, 87, 88
 Whitted, Kevin – 1993, 94, 95
 Victor, Isiah – 1998, 99, 200, 01
 Cox, Jonah – 2006
 Jefferson, D.J. – 2023, 24

45

Perigo, Bob – 1959*
 Plotnicki, Ben "Skip" – 1963*
 Snow, John – 1972, 73, 74
 Johnson, Keon – 2021

47

Hampton – 1948

48

Hawkins, Marshall – 1948

50

Scott, Charles – 1957, 58, 59
 Brintnall, Phil – 1962*
 Wilson, Tommy – 1963*
 Bayne, Howard – 1964, 65, 66
 Bell, David – 1967, 68
 Chancey, Steve – 1972
 Brykalski, Bob – 1975, 76
 Roth, Doug – 1986, 87, 88, 89
 Sheffield, Shun – 1992, 93, 94

* Home games only; * Road games only

J.H. Dyer

Year	GP-GS	Min	Avg	FG-A	Pct	3FG-A	Pct	FT-A	Pct	Rebs	Avg	PF-FO	Ast	TO	Blk	Stl	Pts	Avg
1961-62	3--	--	--		0-4.000	--	--	0-1.000		1	0.3	1-0	--	--	--	--	0	0.0

B.J. Edwards

Year	GP-GS	Min	Avg	FG-A	Pct	3FG-A	Pct	FT-A	Pct	Rebs	Avg	PF-FO	Ast	TO	Blk	Stl	Pts	Avg
2022-23	14-0	60	4.3			6-12.500		2-5.400		8	0.6	1-0	6	5	1	1	17	12

D'Montre Edwards #32 • G • 6-6 • 205 • Charleston, S.C. (West Ashley HS/Brevard C.C. [Fla.]

Year	GP-GS	Min	Avg	FG-A	Pct	3FG-A	Pct	FT-A	Pct	Rebs	Avg	PF-FO	Ast	TO	Blk	Stl	Pts	Avg
2012-13	16-0	123	7.7			13-40.325		5-14.357		6-11.545	30	1.9	18-0	1	5	0	2	37.23
2013-14	12-0	72	6.0			7-20.350		4-11.364		8-8.1000	17	1.4	8-0	4	4	1	4	26.22
Totals	28-0	195	7.0			20-60.333		9-25.360		14-19.737	47	1.7	26-0	5	9	1	6	63.23

Mike Edwards

Year	GP-GS	Min	Avg	FG-A	Pct	3FG-A	Pct	FT-A	Pct	Rebs	Avg	PF-FO	Ast	TO	Blk	Stl	Pts	Avg
1970-71	28--	--	--		205-460.446	--	--	67-87.770		115	4.1	67-1	23	--	--	--	477	17.0
1971-72	25--	--	--		191-458.417	--	--	103-119.866		96	3.8	71-1	21	--	--	--	485	19.4
1972-73	24--	--	--		176-347.507	--	--	29-38.763		65	2.7	56-2	28	--	--	--	381	15.9
Totals	77--	--	--		572-1265.452	--	--	199-244.816		276	3.6	194-4	72	--	--	--	1343	17.4

Joe Eldridge

Year	GP-GS	Min	Avg	FG-A	Pct	3FG-A	Pct	FT-A	Pct	Rebs	Avg	PF-FO	Ast	TO	Blk	Stl	Pts	Avg
1947-48	12--	--	--		8-23.348	--	--	3-9.333		--	--	10--	--	--	--	--	19	1.6
1948-49	20--	--	--		35-106.330	--	--	30-53.566		--	--	38--	--	--	--	--	100	5.0
Totals	32--	--	--		43-129.333	--	--	33-62.532		--	--	48--	--	--	--	--	119	3.7

Sid Elliott

Year	GP-GS	Min	Avg	FG-A	Pct	3FG-A	Pct	FT-A	Pct	Rebs	Avg	PF-FO	Ast	TO	Blk	Stl	Pts	Avg
1961-62	22--	--	--		84-242.347	--	--	37-62.597		228	10.4	76-6	--	--	--	--	205	9.3
1962-63	24--	--	--		85-196.434	--	--	73-98.745		187	7.8	80-7	--	--	--	--	243	10.1
1963-64	24--	--	--		59-161.366	--	--	38-52.731		187	7.8	78-3	--	--	--	--	156	6.5
Totals	70--	--	--		228-599.381	--	--	148-212.698		602	8.6	234-16	--	--	--	--	604	8.6

Dale Ellis

Year	GP-GS	Min	Avg	FG-A	Pct	3FG-A	Pct	FT-A	Pct	Rebs	Avg	PF-FO	Ast	TO	Blk	Stl	Pts	Avg
1979-80	27-6	573	21.2		81-182.445	--	--	31-40.775		96	3.6	44-1	34	34	13	21	193	7.1
1980-81	29-28	1057	36.4		215-360.597	--	--	83-111.748		185	6.4	84-2	21	54	11	34	513	17.7
1981-82	30-30	1134	37.8		257-393.654	--	--	121-152.796		189	6.3	91-5	22	90	4	47	635	21.2
1982-83	32-32	1179	36.8		279-464.601	--	--	166-221.751		209	6.5	102-4	32	74	4	52	724	22.6
Totals	118-96	3943	33.4		832-1399.595	--	--	401-524.765		679	5.8	321-12	109	252	32	154	2065	17.5

Jimmy England

Year	GP-GS	Min	Avg	FG-A	Pct	3FG-A	Pct	FT-A	Pct	Rebs	Avg	PF-FO	Ast	TO	Blk	Stl	Pts	Avg
1968-69	28--	--	--		150-321.467	--	--	45-51.882		77	2.8	59-0	28	--	--	--	345	12.3
1969-70	25--	--	--		177-439.403	--	--	131-146.897		121	4.8	55-0	63	--	--	--	485	19.1
1970-71	28--	--	--		217-449.483	--	--	143-165.867		111	4.0	62-0	146	--	--	--	577	20.6
Totals	81--	--	--		544-1209.450	--	--	319-362.881		309	3.8	176-0	237	--	--	--	1407	17.4

J.P. Estrella

Year	GP-GS	Min	Avg	FG-A	Pct	3FG-A	Pct	FT-A	Pct	Rebs	Avg	PF-FO	Ast	TO	Blk	Stl	Pts	Avg
2023-24	25-0	124	5.0	15-21	.714	0-0	.000	10-14	.714	20	0.8	24-0	3	10	3	0	40	1.6

Lew Evans #21 • F • 6-7 • 235 • Salt Lake City, Utah (Highland HS/New Hampton School [N.H.]/Casper College (Wyo.)/U. of Tulsa/Utah State U.)

Year	GP-GS	Min	Avg	FG-A	Pct	3FG-A	Pct	FT-A	Pct	Rebs	Avg	PF-FO	Ast	TO	Blk	Stl	Pts	Avg
2016-17	32-3	475	14.8	30-87	.345	13-44	.295	37-54	.685	91	2.8	74-2	30	26	7	10	110	3.4

Walter Evans

Year	GP-GS	Min	Avg	FG-A	Pct	3FG-A	Pct	FT-A	Pct	Rebs	Avg	PF-FO	Ast	TO	Blk	Stl	Pts	Avg
1981-82	13-0	61	4.7		6-9.667	--	--	2-12.167		14	1.1	19-1	0	2	1	2	14	1.1
1982-83	4-0	26	6.5		1-5.200	--	--	2-2.100		1	0.3	7-0	1	4	0	0	4	1.0
Totals	17-0	87	5.1		7-14.500	--	--	4-14.286		15	0.9	26-1	1	6	1	2	18	1.1

Dennis Falls

Year	GP-GS	Min	Avg	FG-A	Pct	3FG-A	Pct	FT-A	Pct	Rebs	Avg	PF-FO	Ast	TO	Blk	Stl	Pts	Avg
1962-63	10--	--	--		4-5.800	--	--	2-2.100		2	0.2	0-0	--	--	--	--	10	1.0

C.J. Fayton

Year	GP-GS	Min	Avg	FG-A	Pct	3FG-A	Pct	FT-A	Pct	Rebs	Avg	PF-FO	Ast	TO	Blk	Stl	Pts	Avg		
2001-02	3-0	9	3.0	2-3	.667			0-1	.000	0-0	.000	2	0.7	0-0	0	4	0	1	4	1.3

Dan Federmann

Year	GP-GS	Min	Avg	FG-A	Pct	3FG-A	Pct	FT-A	Pct	Rebs	Avg	PF-FO	Ast	TO	Blk	Stl	Pts	Avg
1980-81	27-2	275	10.2		36-81.469	--	--	37-45.822		94	3.5	61-3	1	17	8	5	113	4.2
1981-82	30-1	440	14.7		52-109.477	--	--	32-54.593		88	2.9	78-3	13	22	5	3	136	4.5
1982-83	32-24	614	19.2		94-189.497	--	--	38-62.613		124	3.9	75-2	12	29	5	20	226	7.1
1983-84	35-14	629	18.0		108-234.462	--	--	64-112.571		164	4.7	95-2	8	40	18	10	280	8.0
Totals	124-41	1958	15.8		292-613.476	--	--	171-273.626		470	3.8	309-10	34	108	36	38	755	6.1

Micquan Ferguson

Year	GP-GS	Min	Avg	FG-A	Pct	3FG-A	Pct	FT-A	Pct	Rebs	Avg	PF-FO	Ast	TO	Blk	Stl	Pts	Avg
2001-02	4-0	6	1.5		0-0.000			2-2.100		0	0.0	0-0	0	1	0	0	2	0.5

John Fields

Wilmington)																			
Year	GP-GS	Min	Avg	FG-A	Pct	3FG-A	Pct	FT-A	Pct	Rebs	Avg	PF-FO	Ast	TO	Blk	Stl	Pts	Avg	
2010-11	34-18	394	11.6		37-63.587			0-0.000		13-28.464	101	3.0	71-3	6	18	41	10	87	2.6

ALL-TIME PLAYER STATISTICS

Jerry Finestone

#23 • G • 6-0 • 160 • Forest Hills, N.Y. (Forest Hills HS)																			
Jerry Finestone	Year	GP-GS	Min	Avg	FG-A	Pct	3FG-A	Pct	FT-A	Pct	Rebs	Avg	PF-FO	Ast	To	Blk	Stl	Pts	Avg
	1974-75	11-1	--	--	3-12	.250	--	--	2-3	.667	6	0.5	5-0	7	--	--	--	8	0.7
	1975-76	7-1	--	--	1-6	.167	--	--	1-3	.333	5	0.7	0-0	2	--	--	--	3	0.4
	1976-77	10-1	--	--	1-1	1.00	--	--	2-3	.667	3	0.3	3-0	12	--	--	--	4	0.4
	Totals	28-1	--	--	5-19	.263	--	--	5-9	.556	14	0.5	8-0	21	--	--	--	15	0.5

Jim Finley

Jim Finley			#10 • G • 6-0 • 155 • Fayette, Ala. (Fayette County HS)															
Year	GP-GS	Min	Avg	FG-A	Pct	3FG-A	Pct	FT-A	Pct	Rebs	Avg	PF-FO	Ast	TO	Blk	Stl	Pts	Avg
1961-62	8--	--	--	1-6	.167	--	--	2-4	.500	2	0.3	2-0	--	--	--	--	4	0.5
1962-63	8--	--	--	1-2	.500	--	--	0-0	.000	2	0.3	6-0	--	--	--	--	2	0.3
1963-64	10--	--	--	4-7	.571	--	--	1-4	.250	4	0.4	4-0	--	--	--	--	9	0.9
Totals	26--	--	--	6-15	.400	--	--	3-8	.375	8	0.3	12-0	--	--	--	--	15	0.6

Dick Fisher

#30 • C • 6-5 • 190 • Jackson, Tenn. (South Side HS)																		
Year	GP-GS	Min	Avg	FG-A	Pct	3FG-A	Pct	FT-A	Pct	Rebs	Avg	PF-FO	Ast	To	Blk	Stl	Pts	Avg
1958-59	4-1	--	--	2-4	.500	--	--	0-1	.000	2	0.5	3-0	--	--	--	--	4	1.0
1959-60	21--	--	--	51-113	.451	--	--	33-47	.702	114	5.4	59-4	--	--	--	--	135	6.4
1960-61	25--	--	--	100-236	.424	--	--	45-68	.662	212	8.5	90-9	--	--	--	--	245	9.8
Totals	50--	--	--	153-353	.433	--	--	78-116	.672	328	6.6	152-13	--	--	--	--	384	7.7

Jacob Fleschman

Jacob Fleischman										#4 • C • 6-3 • 170 • Austin, Texas (Westlake HS)								
Year	GP-GS	Min	Avg	FG-A	Pct	3FG-A	Pct	FT-A	Pct	Rebs	Avg	PF-FO	Ast	TO	Blk	Stl	Pts	Avg
2017-18	2-0	5	2.5	0-0	0.000	0-0	0.000	0-0	0.000	0	0.0	0-0	0	0	0	0	0	0.0
2018-19	5-0	12	2.4	1-4	.250	1-3	.333	0-0	.000	1	0.2	2-0	1	3	0	0	3	0.6
2019-20	5-0	8	1.6	1-3	.333	1-3	.333	0-0	.000	1	0.2	1-0	2	1	0	0	3	0.6
Totals	12-0	25	2.1	2-7	.286	2-6	.333	0-0	.000	2	0.2	3-0	3	4	0	0	6	0.5

Jim Flynn

Jim Flynn										#10 • F • 6-0 • 170 • Jeffersonville, Ind.									
Year	GP-GS	Min	Avg	FG-A	Pct	3FG-A	Pct	FT-A	Pct	Rebs	Avg	PF-FO	Ast	TO	Blk	Stl	Pts	Avg	
1947-48	10--	--	--	4-13	.308	--	--	0-2	.000	--	--	2--	--	--	--	--	8	0.8	
1948-49	7--	--	--	1-7	.143	--	--	2-4	.500	--	--	3--	--	--	--	--	4	0.6	
1950-51	8--	--	--	8-33	.242	--	--	6-8	.750	--	--	7--	--	--	--	--	22	2.8	
Totals	25--	--	--	13-53	.245	--	--	8-14	.571	--	--	12--	--	--	--	--	34	1.4	

Phil French

Phil French																	#34 • G • 5-10 • 140 • Maryville, Tenn. (Alcoa HS)									
Year	GP-GS	Min	Avg	FG-A	Pct	3FG-A	Pct	FT-A	Pct	Rebs	Avg	PF-FO	Ast	TO	Blk	Stl	Pts	Avg								
1962-63	4--	--	--	0-2	.000	--	--	0-0	.000	0	0.0	0-0	--	--	--	--	0	0.0								

John Fulkerson

#10 • F • 6 - 9 • 219 • Kingsport, Tenn. (The Christ School [N.C.])																		
Year	GP-GS	Min	Avg	FG-A	Pct	3FG-A	Pct	FT-A	Pct	Rebs	Avg	PF-FO	Ast	TO	Blk	Stl	Pts	Avg
2016-17	10-6	160	16.0	17-30	.567	0-0	.000	13-20	.650	46	4.6	23-0	10	8	9	11	47	4.7
2017-18	30-1	279	9.3	18-42	.429	0-0	.000	16-22	.727	49	1.6	36-0	16	22	9	16	52	1.7
2018-19	36-0	434	12.1	42-72	.583	0-0	.000	29-45	.644	95	2.6	67-0	24	21	25	18	113	3.1
2019-20	31-31	936	30.2	156-255	.612	1-2	.500	113-151	.748	183	5.9	94-2	39	57	27	33	426	13.7
2020-21	25-24	661	26.4	89-169	.527	0-3	.000	59-79	.747	138	5.5	48-0	42	33	15	13	237	9.5
2021-22	33-14	722	21.9	92-176	.523	0-0	.000	62-84	.738	154	4.7	67-0	47	37	31	13	246	7.5
Totals	165-76	3192	19.3	414-744	.556	1-5	.200	292-401	.728	665	4.0	335-2	178	178	116	104	1121	6.8

Davonte Gaines #0 • G • 6-7 • 181 • Buffalo, N.Y. (Health Sciences Charter School / Hargrave Military Academy [Va.])

Year	GP-GS	Min	Avg	FG-A	Pct	3FG-A	Pct	FT-A	Pct	Rebs	Avg	PF-FO	Ast	TO	Blk	Stl	Pts	Avg
2019-20	29-1	303	10.4	19-57	.333	3-19	.158	31-43	.721	56	1.9	34-0	14	12	6	23	72	2.5
2020-21	19-0	68	3.6	2-9	.222	0-3	.000	10-20	.500	14	0.7	10-0	2	3	4	6	14	0.7
Totals	48-1	371	7.7	21-66	.318	3-22	.136	41-63	.651	70	1.5	44-0	16	15	10	29	86	1.8

Jordan Gainey

Jordan Gainey				#2 • G • 6-3 • 186 • Tucson, Ariz. (Salpointe Senior HS/South Kent School (Conn.)/USC Upstate)														
Year	GP-GS	Min	Avg	FG-A	Pct	3FG-A	Pct	FT-A	Pct	Rebs	Avg	PF-FO	Ast	TO	Blk	Stl	Pts	Avg
2023-24	36-0	658	18.3	80-223	.359	39-134	.291	47-54	.870	62	1.7	55-0	44	31	7	31	246	6.8

Bob Garrison

Bob Garrison																	#24	
Year	GP-GS	Min	Avg	FG-A	Pct	3FG-A	Pct	FT-A	Pct	Rebs	Avg	PF-FO	Ast	TO	Blk	Stl	Pts	Avg
1950-51	22--	--	--	116-425	.273	--	--	59-113	.522	--	--	72--	--	--	--	--	291	13.2

Henry Garrison

Henry Garrison				#52 • F • 6-3 • 190 • Manchester, Ky. (Clay County HS)														
Year	GP-GS	Min	Avg	FG-A	Pct	3FG-A	Pct	FT-A	Pct	Rebs	Avg	PF-FO	Ast	To	Blk	Stl	Pts	Avg
1957-58	9--	--	--	5-18	.278	--	--	2-5	.400	22	2.4	4-0	--	--	--	--	12	1.3
1958-59	8--	--	--	2-3	.667	--	--	2-3	.667	2	0.3	3-0	--	--	--	--	6	0.8
Totals	17--	--	--	7-21	.333	--	--	4-8	.500	24	1.4	7-0	--	--	--	--	18	1.1

#15 • G • 5-11 • 160 • Memphis, Tenn. (Memphis Evangelical Christian School)																		
Year	GP-GS	Min	Avg	FG-A	Pct	3FG-A	Pct	FT-A	Pct	Rebs	Avg	PF-FO	Ast	TO	Blk	Stl	Pts	Avg
1992-93	3-0	4	1.3	2-3	.667	0-1	.000	0-0	.000	0	0.0	0-0	2	1	0	0	4	1.3

Pee-Wee Gash

Pee-Wee Gash						#12 • G • 5-7 • 150 • Asheville, N.C. (Asheville HS)												
Year	GP-GS	Min	Avg	FG-A	Pct	3FG-A	Pct	FT-A	Pct	Rebs	Avg	PF-FO	Ast	TO	Blk	Stl	Pts	Avg
2002-03	5-0	10	2.0	0-4	0.000	0-3	0.000	0-0	0.000	1	0.2	0-0	0	1	0	1	0	0.0
2003-04	7-0	8	1.1	1-5	0.200	0-0	0.000	0-0	0.000	0	0.0	3-0	2	0	0	0	2	0.3
2004-05	5-0	19	3.8	2-7	.286	1-5	.200	0-0	0.000	2	0.4	3-0	3	3	0	0	5	1.0
Totals	17-0	37	2.2	3-16	.188	1-11	.091	0-0	0.000	3	0.2	6-0	5	4	0	1	7	0.4

Bob Gentry

Bob Gentry										#11 • F • 6-3 • 180 • Knoxville, Tenn. (Catholic HS)									
Year	GP-GS	Min	Avg	FG-A	Pct	3FG-A	Pct	FT-A	Pct	Rebs	Avg	PF-FO	Ast	TO	Blk	Stl	Pts	Avg	
1955-56	21--	--	--	14-64	.219	--	--	13-30	.433	59	2.8	29--	--	--	--	--	41	2.0	
1956-57	7--	--	--	2-10	.200	--	--	1-8	.125	16	2.3	4--	--	--	--	--	5	0.7	
Totals	28--	--	--	16-74	.216	--	--	14-38	.368	75	2.7	33--	--	--	--	--	46	1.6	

51

Wallace, Bill – 1961*
Brintnall, Phil – 1962^
Wilson, Tommy – 1963^
Tomlinson, Wayne – 1972, 73, 74
Wunderlich, Robert – 1978
Lockhart, Ian – 1987, 88, 89, 90

52

Elliott, Sid – 1962, 63, 64
Mansfield, Larry – 1968
Johnson, Don – 1969, 70, 71
Diegel, Craig – 1979, 80, 81
McRae, Jordan – 2012, 13, 14

53 (RETIRED NUMBER)

Widby, Ron – 1965, 66, 67
Seale, Bill – 1973, 74
King, Bernard – 1975, 76, 77
Ray, Steve – 1979, 80, 81, 82

54

Tormohlen, Gene – 1957, 58, 59
Bowling, Orb – 1961, 62, 63
Jacobs, John – 1965, 66
Hess, Clay – 1968
Bates, Randy – 1981, 82
Snodgrass, John – 1984, 85
Robinson, Ron – 1990, 91

55

Kosmalski, Len – 1972, 73, 74
Chatman, Irv – 1976
Goodson, Gannon – 1990, 91, 92, 93, 94
Hathaway, Charles – 1997, 98, 99, 2000, 01
Woodson, Dominic – 2015
Anosike, E.J. – 2021

* Home games only; ^ Road games only

ALL-TIME PLAYER STATISTICS

Paul Gentry

Year	GP-GS	Min	Avg	FG-A	Pct	3FG-A	Pct	FT-A	Pct	Rebs	Avg	PF-FO	Ast	TO	Blk	Stl	Pts	Avg
1950-51	20-1	--	--	46-157	.293	--	--	42-60	.700	--	--	36--	--	--	--	--	134	6.7

Kent Gilbert

#21 • G • 6-1 • 178 • Greenville, N.C. (D.H. Conley HS)

Year	GP-GS	Min	Avg	FG-A	Pct	3FG-A	Pct	FT-A	Pct	Rebs	Avg	PF-FO	Ast	TO	Blk	Stl	Pts	Avg
2020-21	1-0	3	3.0	0-0	.000	0	0.0	0-0	.000	0	0.0	0-0	0	0	0	0	0	0.0
2021-22	4-0	7	1.8	1-2	.500	1-2	.500	0-0	.000	1	0.3	1-0	0	1	0	1	3	0.8
2022-23	6-0	12	2.0	0-0	.000	0-3	.000	0-0	.000	3	0.5	1-0	1	2	0	1	0	0.0
Totals	11-0	22	2.0	1-6	.167	1-5	.200	0-0	.000	4	0.4	2-0	1	3	0	2	3	0.3

Jim Gill

#11 • F • 6-3 • 165 • Knoxville, Tenn. (Farragut HS)

Year	GP-GS	Min	Avg	FG-A	Pct	3FG-A	Pct	FT-A	Pct	Rebs	Avg	PF-FO	Ast	TO	Blk	Stl	Pts	Avg
1978-79	1--	1	1.0	0-2	.000	--	--	0-0	.000	2	2.0	0-0	0	0	0	0	0	0.0
1979-80	1-0	1	1.0	0-0	.000	--	--	2-2	1.00	0	0.0	0-0	0	0	0	0	0	0.0
Totals	2-0	2	1.0	0-2	.000	--	--	2-2	1.000	2	1.0	0-0	0	0	0	0	2	1.0

Steve Gill

#40 • F • 6-4 • 180 • Knoxville, Tenn. (Farragut HS)

Year	GP-GS	Min	Avg	FG-A	Pct	3FG-A	Pct	FT-A	Pct	Rebs	Avg	PF-FO	Ast	TO	Blk	Stl	Pts	Avg
1975-76	2--	--	--	0-0	.000	--	--	0-0	.000	0	0.0	0-0	0	--	--	--	0	0.0
1976-77	5--	--	--	2-6	.333	--	--	2-2	1.00	1	0.2	2-0	1	--	--	--	6	1.2
Totals	7--	--	--	2-6	.333	--	--	2-2	1.00	1	0.1	2-0	1	--	--	--	6	0.9

Bill Gilley

#44 • C • 6-5 • 200 • Carlisle, Ky. (Carlisle HS)

Year	GP-GS	Min	Avg	FG-A	Pct	3FG-A	Pct	FT-A	Pct	Rebs	Avg	PF-FO	Ast	TO	Blk	Stl	Pts	Avg
1958-59	6--	--	--	1-3	.333	--	--	0-2	.000	2	0.3	1-0	--	--	--	--	2	0.3
1959-60	6--	--	--	3-6	.500	--	--	5-6	.833	11	1.8	11-0	--	--	--	--	11	1.8
1960-61	15--	--	--	16-37	.432	--	--	16-30	.533	53	3.5	21-1	--	--	--	--	48	3.2
Totals	27--	--	--	20-46	.435	--	--	21-38	.553	66	2.4	33-1	--	--	--	--	61	2.3

Bob Gipe

#16 • C • 6-5 • 188 • Kingsport, Tenn. (Dobyns-Bennett HS)

Year	GP-GS	Min	Avg	FG-A	Pct	3FG-A	Pct	FT-A	Pct	Rebs	Avg	PF-FO	Ast	TO	Blk	Stl	Pts	Avg
1953-54	10--	--	--	5-17	.294	--	--	4-6	.667	14	1.4	6--	--	--	--	--	14	1.4
1954-55	15--	--	--	10-24	.417	--	--	4-9	.444	16	1.1	8--	--	--	--	--	24	1.6
1955-56	24--	--	--	47-145	.324	--	--	33-55	.600	136	5.7	71--	--	--	--	--	127	5.3
1956-57	19--	--	--	25-65	.385	--	--	27-45	.600	58	3.1	30--	--	--	--	--	77	4.1
Totals	68--	--	--	87-251	.347	--	--	68-115	.591	224	3.3	115--	--	--	--	--	242	3.6

Melvin Goins #2 • G • 5-11 • 195 • San Diego, Calif. (Christian Life Center Academy Texas)/Ball

State U./Mt. San Jacinto College (Calif.)

Year	GP-GS	Min	Avg	FG-A	Pct	3FG-A	Pct	FT-A	Pct	Rebs	Avg	PF-FO	Ast	TO	Blk	Stl	Pts	Avg
2009-10	31-4	496	16.0	58-150	.387	16-49	.327	33-52	.635	59	1.9	56-0	57	35	0	32	165	5.3
2010-11	33-33	899	27.2	82-218	.376	24-80	.300	74-95	.779	102	3.1	60-1	93	61	2	57	262	7.9
Totals	64-37	1395	21.8	140-368	.380	40-129	.310	107-147	.728	161	2.5	116-1	150	96	2	89	427	6.7

Terry Glenn

#14 • G • 5-10 • 145 • Charleston, S.C. (Rivers HS/Morristown J.C. [Tenn.]

Year	GP-GS	Min	Avg	FG-A	Pct	3FG-A	Pct	FT-A	Pct	Rebs	Avg	PF-FO	Ast	TO	Blk	Stl	Pts	Avg
1978-79	11--	33	3.0	8-21	.381	--	--	1-2	.500	5	0.5	2-0	5	6	0	3	17	1.5

LaMarcus Golden

#23 • F • 6-4 • 180 • Memphis, Tenn. (Treadwell HS)

Year	GP-GS	Min	Avg	FG-A	Pct	3FG-A	Pct	FT-A	Pct	Rebs	Avg	PF-FO	Ast	TO	Blk	Stl	Pts	Avg
1992-93	30-23	791	26.4	54-124	.435	13-32	.406	61-76	.803	91	3.0	53-3	136	77	4	60	182	6.1
1993-94	27-25	923	34.2	91-233	.391	28-71	.394	45-67	.672	94	3.5	58-0	155	106	3	78	255	9.4
Totals	57-48	1714	30.1	145-357	.406	41-103	.398	106-143	.741	185	3.2	111-3	291	183	7	138	437	7.7

Trae Golden

#11 • G • 6-2 • 205 • Powder Springs, Ga. (McEachern HS)

Year	GP-GS	Min	Avg	FG-A	Pct	3FG-A	Pct	FT-A	Pct	Rebs	Avg	PF-FO	Ast	TO	Blk	Stl	Pts	Avg
2010-11	31-1	411	13.3	27-92	.293	6-33	.182	33-40	.825	35	1.1	25-0	69	32	0	23	93	3.0
2011-12	34-33	1089	32.0	141-321	.439	50-129	.388	130-157	.828	102	3.0	68-1	154	98	3	27	462	13.6
2012-13	31-24	940	30.3	111-290	.383	28-95	.295	126-162	.778	89	2.9	66-1	121	63	0	8	376	12.1
Totals	96-58	2440	25.4	279-703	.397	84-257	.327	289-359	.805	226	2.4	159-2	344	193	3	58	931	9.7

Gannon Goodson

#55 • C • 6-9 • 245 • Birmingham, Ala. (Shades Valley HS)

Year	GP-GS	Min	Avg	FG-A	Pct	3FG-A	Pct	FT-A	Pct	Rebs	Avg	PF-FO	Ast	TO	Blk	Stl	Pts	Avg
1989-90	4-0	9	2.3	1-3	.333	0-0	.000	1-2	.500	2	0.5	5-0	0	1	1	2	3	0.8
1990-91	34-19	636	18.7	49-112	.438	0-0	.000	23-52	.442	147	4.3	89-3	10	38	6	18	121	3.6
1991-92	13-1	122	9.4	13-25	.520	0-0	.000	8-12	.667	30	2.3	25-1	0	9	0	4	34	2.6
1992-93	25-2	174	7.0	10-30	.333	0-0	.000	7-11	.636	25	1.0	28-0	4	13	2	1	27	1.1
1993-94	25-9	330	13.2	24-65	.369	0-1	.000	9-16	.563	61	2.4	41-3	8	20	2	7	57	2.3
Totals	101-31	1271	12.6	97-235	.413	0-1	.000	48-93	.516	265	2.6	188-7	22	81	11	32	242	2.4

Don Graham

#13 • F • 5-10 • 165 • Farragut, Tenn.

Year	GP-GS	Min	Avg	FG-A	Pct	3FG-A	Pct	FT-A	Pct	Rebs	Avg	PF-FO	Ast	TO	Blk	Stl	Pts	Avg
1947-48	21--	--	--	22-71	.310	--	--	9-18	.500	--	--	13--	--	--	--	--	53	2.5
1948-49	17--	--	--	22-63	.349	--	--	7-10	.700	--	--	24--	--	--	--	--	51	3.0
Totals	38--	--	--	44-134	.328	--	--	16-28	.571	--	--	37--	--	--	--	--	104	2.7

Ed Gray

#22 • G • 6-3 • 200 • Riverside, Calif. (North HS)

Year	GP-GS	Min	Avg	FG-A	Pct	3FG-A	Pct	FT-A	Pct	Rebs	Avg	PF-FO	Ast	TO	Blk	Stl	Pts	Avg
1993-94	27-27	848	31.4	149-405	.368	49-176	.278	57-81	.704	97	3.6	77-1	49	45	5	41	404	15.0

Aaron Green

#5 • G • 6-2 • 200 • Sweetwater, Tenn. (Sweetwater HS)

Year	GP-GS	Min	Avg	FG-A	Pct	3FG-A	Pct	FT-A	Pct	Rebs	Avg	PF-FO	Ast	TO	Blk	Stl	Pts	Avg
1995-96	29-2	582	20.1	61-150	.407	46-117	.393	29-43	.674	27	0.9	65-2	37	41	5	17	197	6.8
1996-97	25-7	679	27.2	45-146	.308	24-84	.286	49-64	.766	50	2.0	69-2	56	41	7	50	163	6.5
1997-98	24-1	339	14.1	30-83	.361	18-53	.340	24-35	.686	28	1.2	41-0	30	22	1	22	102	4.3
1998-99	22-1	272	12.4	21-53	.396	11-33	.333	28-46	.609	29	1.3	41-1	40	26	3	26	81	3.7
Totals	100-11	1872	18.7	157-432	.363	99-287	.345	130-188	.691	134	1.3	216-5	163	130	16	115	543	5.4

ALL-TIME PLAYER STATISTICS

Mark Griffin

#33 • F • 6-8 • 220 • Union City, Tenn. (Union City HS)

Year	GP-GS	Min	Avg	FG-A	Pct	3FG-A	Pct	FT-A	Pct	Rebs	Avg	PF-FO	Ast	TO	Blk	Stl	Pts	Avg
1985-86	25-16	412	16.5			--	--	24-34	.706	51	2.0	58-3	16	37	3	14	86	3.4
1986-87	28-0	337	12.0	25-60	.417	3-7	.429	17-26	.654	65	2.3	46-0	16	22	2	11	70	2.5
1987-88	29-9	582	20.1	43-116	.371	21-61	.344	34-44	.773	92	3.2	55-0	32	31	4	15	141	4.9
1988-89	27-26	655	24.3	70-160	.438	49-113	.434	33-45	.733	96	3.6	67-0	36	33	0	15	222	8.2
Totals	109-51	1986	18.2	169-397	.426	73-181	.403	108-149	.725	304	2.8	226-3	100	123	9	55	519	4.8

Jenis Grindstaff

#24 • G • 6-2 • 190 • Spruce Pine, N.C. (McDowell HS/Virginia Tech)

Year	GP-GS	Min	Avg	FG-A	Pct	3FG-A	Pct	FT-A	Pct	Rebs	Avg	PF-FO	Ast	TO	Blk	Stl	Pts	Avg
1999-00	1-1	14	14.0					0-4	.000	2	2.0	2-0	3	1	0	3	2	2.0
2000-01	32-1	374	11.7	31-99	.313	12-47	.255	26-34	.765	45	1.4	49-0	54	34	1	19	100	3.1
2001-02	29-14	616	21.2	60-137	.438	15-48	.313	49-60	.817	76	2.6	62-1	86	76	3	28	184	6.3
Totals	62-16	1004	16.2	92-245	.376	27-99	.273	75-95	.789	123	2.0	113-1	143	111	4	50	286	4.6

Carlus Groves

#33 • F • 6-7 • 245 • Cross Plains, Tenn. (East Robertson HS)

Year	GP-GS	Min	Avg	FG-A	Pct	3FG-A	Pct	FT-A	Pct	Rebs	Avg	PF-FO	Ast	TO	Blk	Stl	Pts	Avg		
1989-90	28-1	475	17.0	75-134	.560			0-2	.000	36-60	6.00	116	4.1	77-4	16	40	4	186	6.6	
1990-91	32-18	718	22.4	136-249	.546			0-0	.000	74-117	.632	148	4.6	111-7	14	70	20	346	10.8	
1991-92	26-9	654	25.2	150-278	.540			3-9	.333	78-140	.557	124	4.8	85-2	18	53	13	24	381	14.7
Totals	86-28	1847	21.5	361-661	.546			3-11	.273	188-317	.593	388	4.5	273-13	48	163	37	62	913	10.6

Ernie Grunfeld

#22 • F • 6-6 • 215 • Forest Hills, N.Y. (Forest Hills HS)

Year	GP-GS	Min	Avg	FG-A	Pct	3FG-A	Pct	FT-A	Pct	Rebs	Avg	PF-FO	Ast	TO	Blk	Stl	Pts	Avg
1973-74	26--	--	--	180-363	.496	--	--	93-128	.727	188	7.2	80-2	61	--	--	--	453	17.4
1974-75	20--	--	--	184-401	.459	--	--	107-132	.811	128	6.4	62-2	51	--	--	--	475	23.8
1975-76	27--	--	--	255-485	.526	--	--	173-214	.808	172	6.4	73-1	57	--	--	--	683	25.3
1976-77	28--	--	--	248-463	.536	--	--	142-179	.793	176	6.3	87-5	77	--	--	--	638	22.8
Totals	101--	--	--	867-1712	.506	--	--	515-653	.789	664	6.6	302-10	246	--	--	--	2249	22.3

Bobby Jack Guinn

#11 • G • 6-1 • 170 • Kingston, Tenn. (Roane County HS)

Year	GP-GS	Min	Avg	FG-A	Pct	3FG-A	Pct	FT-A	Pct	Rebs	Avg	PF-FO	Ast	TO	Blk	Stl	Pts	Avg
1965-66	18--	--	--	27-63	.429	--	--	11-17	.647	33	1.8	17-0	--	--	--	--	65	3.6
1966-67	18--	--	--	19-34	.559	--	--	7-10	.700	15	0.8	13-0	--	--	--	--	45	2.5
Totals	36--	--	--	46-97	.474	--	--	18-27	.667	48	1.3	30-0	--	--	--	--	110	3.1

Marcus Haislip

#12 • F • 6-10 • 230 • Lewisburg, Tenn. (Marshall County HS)

Year	GP-GS	Min	Avg	FG-A	Pct	3FG-A	Pct	FT-A	Pct	Rebs	Avg	PF-FO	Ast	TO	Blk	Stl	Pts	Avg		
1999-00	31-0	251	8.1	52-88	.591			9-17	.529	22-39	.564	57	1.8	41-1	0	21	21	135	4.4	
2000-01	33-1	435	13.2	63-122	.516			14-39	.359	53-70	.757	83	2.5	89-3	17	22	51	9	193	5.8
2001-02	25-24	838	33.5	161-311	.518			15-46	.326	80-111	.721	167	6.7	86-4	24	51	44	11	417	16.7
Totals	89-25	1524	17.1	276-521	.530			38-102	.373	155-220	.705	307	3.4	216-8	41	94	116	28	745	8.4

Bill Hall

#13 • G • 6-0 • 165 • Knoxville, Tenn. (Knoxville HS)

Year	GP-GS	Min	Avg	FG-A	Pct	3FG-A	Pct	FT-A	Pct	Rebs	Avg	PF-FO	Ast	TO	Blk	Stl	Pts	Avg
1952-53	21--	--	--	54-193	.280	--	--	55-91	.604	97	4.6	--	--	--	--	--	163	7.8
1953-54	23--	--	--	43-154	.279	--	--	38-69	.551	96	4.2	58--	--	--	--	--	124	5.4
1954-55	22--	--	--	29-85	.341	--	--	20-34	.588	74	3.4	48--	--	--	--	--	78	3.5
Totals	66--	--	--	126-432	.292	--	--	113-194	.582	267	4.0	106--	--	--	--	--	365	5.5

Kenny Hall

#20 • F • 6-9 • 230 • Stone Mountain, Ga. (Redan HS)

Year	GP-GS	Min	Avg	FG-A	Pct	3FG-A	Pct	FT-A	Pct	Rebs	Avg	PF-FO	Ast	TO	Blk	Stl	Pts	Avg		
2009-10	35-3	435	12.4	52-90	.578			0-1	.000	23-42	.548	104	3.0	69-2	7	29	18	127	3.6	
2010-11	25-1	176	7.0	19-36	.528			0-1	.000	12-21	.571	46	1.8	36-1	3	15	4	50	2.0	
2011-12	25-16	506	20.2	61-113	.540			0-0	.000	32-49	.653	113	4.5	71-1	9	32	25	10	154	6.2
2012-13	31-21	600	19.4	66-122	.541			0-4	.000	43-61	.705	127	4.1	67-1	11	38	13	6	175	5.6
Totals	116-41	1717	14.8	198-361	.548			0-6	.000	110-173	.636	390	3.4	243-5	30	114	60	25	506	4.4

Steve Hamer

#21 • C • 7-0 • 245 • Grand Junction, Tenn. (Middleton HS)

Year	GP-GS	Min	Avg	FG-A	Pct	3FG-A	Pct	FT-A	Pct	Rebs	Avg	PF-FO	Ast	TO	Blk	Stl	Pts	Avg		
1992-93	26-19	553	21.3	74-136	.544			0-0	.000	33-52	.635	119	4.6	65-2	7	25	24	8	181	7.0
1993-94	24-19	620	25.8	119-206	.578		3-13	93-116	.802	139	5.8	59-2	20	43	24	12	334	13.9		
1994-95	25-24	773	30.9	138-261	.529		0-0	98-153	.641	220	8.8	66-2	14	65	35	6	374	15.0		
1995-96	29-29	956	33.0	187-325	.575		0-0	155-252	.615	272	9.4	84-3	30	84	39	11	529	18.2		
Totals	104-91	2902	27.9	518-928	.558		3-13	379-573	.661	750	7.2	274-9	71	217	122	37	1418	13.6		

Hampton

#47/#18

Year	GP-GS	Min	Avg	FG-A	Pct	3FG-A	Pct	FT-A	Pct	Rebs	Avg	PF-FO	Ast	TO	Blk	Stl	Pts	Avg
1947-48	12--	--	--	3-16	.188	--	--	1-1	1.00	--	--	5--	--	--	--	--	7	0.6

Bill Hann

#14 • G • 6-3 • 185 • Cleveland, Ohio (Rhodes HS)

Year	GP-GS	Min	Avg	FG-A	Pct	3FG-A	Pct	FT-A	Pct	Rebs	Avg	PF-FO	Ast	TO	Blk	Stl	Pts	Avg
1966-67	26--	--	--	26-83	.313	--	--	75-95	.789	45	1.7	42-0	--	--	--	--	127	4.9
1967-68	26--	--	--	77-199	.387	--	--	112-138	.812	63	2.4	49-0	--	--	--	--	266	10.2
1968-69	28--	--	--	55-128	.430	--	--	75-93	.806	68	2.4	55-0	173	--	--	--	185	6.6
Totals	80--	--	--	158-410	.385	--	--	262-326	.804	176	2.2	146-0	173	--	--	--	578	7.2

Tyrone Harper

#30 • F • 6-7 • 215 • Nashville, Tenn. (Glenclyff HS)

Year	GP-GS	Min	Avg	FG-A	Pct	3FG-A	Pct	FT-A	Pct	Rebs	Avg	PF-FO	Ast	TO	Blk	Stl	Pts	Avg
1982-83	10-0	91	9.1	11-27	.407	--	--	2-4	.500	26	2.6	4-0	2	3	1	3	24	2.4
1983-84	15-0	105	7.0	11-28	.393	--	--	3-8	.375	17	1.1	11-0	2	3	1	3	25	1.7
1984-85	2-0	4	2.0	0-0	.000	--	--	0-0	.000	1	0.5	1-0	1	0	0	0	0	0.0
1985-86	19-4	168	8.8	15-40	.375	--	--	13-17	.765	30	1.6	14-0	1	12	2	7	43	2.3
Totals	46-4	368	8.0	37-95	.389	--	--	18-29	.621	74	1.6	30-0	5	19	4	13	92	2.0

Antonio Harris

#22 • G • 6-3 • 195 • Memphis, Tenn. (Washington HS)

Year	GP-GS	Min	Avg	FG-A	Pct	3FG-A	Pct	FT-A	Pct	Rebs	Avg	PF-FO	Ast	TO	Blk	Stl	Pts	Avg
1995-96	9-0	26	2.9	2-4	.500			0-0	.000	1	0.1	2-0	2	1	0	1	6	0.7
1996-97	12-0	57	4.8	1-11	.091			0-8	.000	7	0.6	2-0	4	3	0	1	2	0.2
Totals	21-0	83	4.0	3-15	.200			2-12	.167	8	0.4	4-0	6	4	0	2	8	0.4

ALL-TIME PLAYER STATISTICS

Tobias Harris

#12 • F • 6-8 • 226 • Dix Hills, N.Y. (Half Hollow Hills HS West)

Year	GP-GS	Min	Avg	FG-A	Pct	3FG-A	Pct	FT-A	Pct	Rebs	Avg	PF-FO	Ast	TO	Blk	Stl	Pts	Avg
2010-11	34-33	993	29.2	185-402	.460	23-76	.303	247	7.3	70-20	44	62	29	24	521	15.3		

Tony Harris

#14 • G • 6-0 • 165 • Memphis, Tenn. (East HS)

Year	GP-GS	Min	Avg	FG-A	Pct	3FG-A	Pct	FT-A	Pct	Rebs	Avg	PF-FO	Ast	TO	Blk	Stl	Pts	Avg
1997-98	27-26	842	31.2	123-336	.366	48-149	.322	90-125	.720	72	2.7	70-3	113	79	2	36	384	14.2
1998-99	30-29	965	32.2	113-303	.373	64-164	.390	81-102	.794	80	2.7	67-0	143	106	2	31	371	12.4
1999-00	33-33	997	30.2	149-365	.408	73-193	.378	110-148	.743	73	2.2	78-1	134	86	0	46	481	14.6
2000-01	31-31	885	28.5	97-271	.358	55-159	.346	103-133	.774	63	2.0	80-4	119	81	1	32	352	11.4
Totals	121-119	3689	30.5	482-1275	.378	240-665	.361	384-508	.756	288	2.4	295-8	509	352	5	145	1588	13.1

Torrey Harris

#40 • F • 6-10 • 255 • Sardis, Miss. (Piney Woods HS)

Year	GP-GS	Min	Avg	FG-A	Pct	3FG-A	Pct	FT-A	Pct	Rebs	Avg	PF-FO	Ast	TO	Blk	Stl	Pts	Avg
1995-96	28-23	403	14.4	13-33	.394	0-0	.000	7-17	.412	63	2.3	66-1	4	25	5	10	33	1.2
1996-97	27-15	517	19.1	15-33	.455	0-0	.000	8-19	.421	77	2.9	67-3	6	33	11	6	38	1.4
1997-98	29-19	580	20.0	42-82	.512	0-0	.000	28-65	.431	140	4.8	97-5	15	33	25	13	112	3.9
1998-99	30-14	394	13.1	12-34	.353	0-0	.000	13-30	.433	71	2.4	69-2	6	18	11	7	37	1.2
Totals	114-71	1894	16.6	82-182	.451	0-0	.000	56-131	.427	351	3.1	299-11	31	109	52	36	220	1.9

Bobby Hatcher

#24 • F • 6-6 • 205 • Nashville, Tenn. (Hillsboro HS)

Year	GP-GS	Min	Avg	FG-A	Pct	3FG-A	Pct	FT-A	Pct	Rebs	Avg	PF-FO	Ast	TO	Blk	Stl	Pts	Avg
1955-56	10--	--	--	16-51	.314	--	--	11-24	.458	44	4.4	9--	0	0	0	0	43	4.3

Charles Hathaway

#55 • C • 6-10 • 265 • Nashville, Tenn. (Hillwood HS)

Year	GP-GS	Min	Avg	FG-A	Pct	3FG-A	Pct	FT-A	Pct	Rebs	Avg	PF-FO	Ast	TO	Blk	Stl	Pts	Avg
1996-97	27-19	643	23.8	63-156	.404	0-0	.000	70-125	.560	191	7.1	58-0	17	77	27	14	196	7.3
1997-98	5-4	105	21.0	13-28	.464	1-2	.500	15-29	.517	32	6.4	10-0	6	13	10	5	42	8.4
1998-99	30-11	502	16.7	44-101	.436	0-0	.000	60-91	.659	112	3.7	41-0	9	35	35	15	148	4.9
1999-00	33-0	376	11.4	19-49	.388	1-3	.333	30-53	.566	76	2.3	46-0	12	31	17	9	69	2.1
2000-01	31-27	615	19.8	61-94	.649	0-0	.000	35-58	.603	148	4.8	63-1	16	42	44	12	157	5.1
Totals	126-61	2241	17.8	200-428	.467	2-5	.400	210-356	.590	559	4.4	218-1	60	198	133	55	612	4.9

Ron Hausley

#14 • G • 6-4 • 200 • Marion, N.C. (McDowell HS)

Year	GP-GS	Min	Avg	FG-A	Pct	3FG-A	Pct	FT-A	Pct	Rebs	Avg	PF-FO	Ast	TO	Blk	Stl	Pts	Avg
1984-85	13-0	47	3.6	8-15	.533	--	--	3-4	.750	6	0.5	6-0	2	5	0	2	19	1.5
1985-86	21-2	178	8.5	15-36	.417	--	--	2-3	.667	12	0.6	12-0	11	7	0	5	32	1.5
1986-87	25-4	294	11.8	24-50	.480	0-2	.000	13-14	.929	30	1.2	22-0	12	26	0	4	61	2.4
1987-88	21-4	247	11.8	29-69	.420	4-10	.400	4-10	.400	12	0.6	20-1	8	16	1	10	66	3.1
Totals	80-10	766	9.6	76-170	.447	4-12	.333	22-31	.710	60	0.8	60-1	33	54	1	21	178	2.2

Greg Hawkins

#30 • F • 6-5 • 185 • Huntington, W.Va. (Huntingdon HS)

Year	GP-GS	Min	Avg	FG-A	Pct	3FG-A	Pct	FT-A	Pct	Rebs	Avg	PF-FO	Ast	TO	Blk	Stl	Pts	Avg
1970-71	25--	--	--	38-111	.342	--	--	33-44	.750	111	4.4	41-0	19	--	--	--	109	4.4

Marshall Hawkins

#48 • F/C • 6-3 • 205 • Huntington, W.Va. (Huntingdon HS)

Year	GP-GS	Min	Avg	FG-A	Pct	3FG-A	Pct	FT-A	Pct	Rebs	Avg	PF-FO	Ast	TO	Blk	Stl	Pts	Avg
1947-48	25--	--	--	128-419	.305	--	--	58-79	.734	--	--	61--	--	--	--	--	314	12.6

Doug Heinz

#20 • F • 6-4 • 175 • Belvidere, Ill. (Belvidere HS)

Year	GP-GS	Min	Avg	FG-A	Pct	3FG-A	Pct	FT-A	Pct	Rebs	Avg	PF-FO	Ast	TO	Blk	Stl	Pts	Avg
1955-56	4--	--	--	2-3	.667	--	--	0-1	.000	2	0.5	1-0	--	--	--	--	4	1.0

Jemere Hendrix

#33 • F • 6-8 • 220 • Covington, Ga. (East Side HS/Clemson U.)

Year	GP-GS	Min	Avg	FG-A	Pct	3FG-A	Pct	FT-A	Pct	Rebs	Avg	PF-FO	Ast	TO	Blk	Stl	Pts	Avg
2003-04	29-14	678	23.4	74-141	.525	1-4	.250	49-68	.721	180	6.2	77-0	13	41	13	10	198	6.8
2004-05	28-3	370	13.2	29-58	.500	0-1	.000	16-27	.593	75	2.7	62-1	7	25	5	10	74	2.6
Totals	57-17	1048	18.4	103-199	.518	1-5	.200	65-95	.684	255	4.5	139-1	20	66	18	20	272	4.8

Tom Hendrix

#20 • F • 6-5 • 212 • Elizabethtown, Ky. (Catholic HS)

Year	GP-GS	Min	Avg	FG-A	Pct	3FG-A	Pct	FT-A	Pct	Rebs	Avg	PF-FO	Ast	TO	Blk	Stl	Pts	Avg
1965-66	26--	--	--	80-190	.421	--	--	37-45	.822	95	3.7	57-0	--	--	--	--	197	7.6
1966-67	28--	--	--	130-310	.419	--	--	20-38	.526	100	3.6	71-3	--	--	--	--	280	10.0
1967-68	26--	--	--	123-304	.405	--	--	29-41	.707	103	4.0	63-0	--	--	--	--	275	10.6
Totals	80--	--	--	333-804	.414	--	--	86-124	.694	298	3.7	191-3	--	--	--	--	752	9.4

Travis Henry

#25 • G • 6-2 • 165 • Knoxville, Tenn. (Karns HS)

Year	GP-GS	Min	Avg	FG-A	Pct	3FG-A	Pct	FT-A	Pct	Rebs	Avg	PF-FO	Ast	TO	Blk	Stl	Pts	Avg
1985-86	19-0	121	6.4	8-18	.444	--	--	2-3	.667	7	0.4	18-0	26	20	0	6	18	0.9
1986-87	20-5	245	12.3	12-30	.400	3-6	.500	10-11	.909	18	0.9	30-1	35	36	1	14	37	1.9
1987-88	28-4	371	13.3	18-50	.360	3-10	.300	23-28	.821	27	1.0	47-1	69	39	0	25	62	2.2
1988-89	30-26	648	21.6	57-141	.404	20-58	.345	38-62	.613	60	2.0	74-1	95	60	6	47	172	5.7
Totals	97-35	1385	14.3	95-239	.398	26-74	.351	73-104	.702	112	1.2	169-3	225	155	7	92	289	3.0

Boomer Herndon

#0 • C • 6-10 • 245 • Nashville, Tenn. (Donelson Christian Academy)

Year	GP-GS	Min	Avg	FG-A	Pct	3FG-A	Pct	FT-A	Pct	Rebs	Avg	PF-FO	Ast	TO	Blk	Stl	Pts	Avg
2002-03	12-0	38	3.2	6-18	.333	0-0	.000	4-7	.571	21	1.8	7-0	1	2	2	1	16	1.3
2003-04	27-0	179	6.6	13-33	.394	0-0	.000	17-27	.630	48	1.8	26-0	6	13	15	4	43	1.6
Totals	39-0	217	5.6	19-51	.373	0-0	.000	21-34	.618	69	1.8	33-0	7	15	17	5	59	1.5

Clay Hess

#54 • F • 6-5 • 212 • Dowagiac, Mich. (Dowagiac Union TMI)

Year	GP-GS	Min	Avg	FG-A	Pct	3FG-A	Pct	FT-A	Pct	Rebs	Avg	PF-FO	Ast	TO	Blk	Stl	Pts	Avg
1967-68	12--	--	--	5-10	.500	--	--	0-0	.000	5	0.4	5-0	--	--	--	--	10	0.8

George Hickman

#11 • G • 6-0 • 170 • Knoxville, Tenn. (Farragut HS)

Year	GP-GS	Min	Avg	FG-A	Pct	3FG-A	Pct	FT-A	Pct	Rebs	Avg	PF-FO	Ast	TO	Blk	Stl	Pts	Avg
1990-91	7-0	7	1.0	1-1	1.00	1-2	.500	2-2	1.00	2	0.3	0-0	0	3	0	0	5	0.7



ALL-TIME PLAYER STATISTICS

Jon Higgins #42 • G • 6-3 • 200 • Shaker Heights, Ohio (Shaker Heights HS)																	
Year	GP-GS	Min	Avg	FG-A	Pct	3FG-A	Pct	FT-A	Pct	Rebs	Avg	PF-FO	Ast	TO	Blk	Stl	Pts
1999-00	33-32	931	28.2	71-199	357	53-148	358	15-27	.556	102	3.1	59-1	71	39	2	34	210
2000-01	33-32	926	28.1	70-150	467	53-109	486	20-31	.645	116	3.5	70-1	80	35	5	34	213
2001-02	31-31	1025	33.1	79-202	391	50-139	360	28-43	.651	139	4.5	61-1	122	58	2	31	236
2002-03	27-27	898	33.3	84-192	438	53-129	411	18-24	.750	84	3.1	65-2	79	28	3	31	239
Totals	124-122	3780	30.5	304-743	409	209-525	398	81-125	.648	441	3.6	255-5	352	160	12	130	898

Charlie Hipsher #18 • F • 6-3 • 168 • Marietta, Ga.																	
Year	GP-GS	Min	Avg	FG-A	Pct	3FG-A	Pct	FT-A	Pct	Rebs	Avg	PF-FO	Ast	TO	Blk	Stl	Pts
1950-51	14--	--	--	20-68	.294	--	--	5-12	.417	--	--	12--	--	--	--	--	45
1951-52	19--	--	--	46-142	.324	--	--	24-30	.800	--	--	44--	--	--	--	--	116
1952-53	18--	--	--	28-95	.295	--	--	11-15	.733	29	1.6	--	--	--	--	--	67
Totals	51--	--	--	94-305	.308	--	--	40-57	.702	29	--	56--	--	--	--	--	228

Steve Hirschorn #34 • G • 5-10 • 155 • Springfield, N.J. (Springfield HS)																	
Year	GP-GS	Min	Avg	FG-A	Pct	3FG-A	Pct	FT-A	Pct	Rebs	Avg	PF-FO	Ast	TO	Blk	Stl	Pts
1968-69	5--	--	--	0-0	.000	--	--	0-0	.000	0	0.0	0-0	2	--	--	--	0
1969-70	6--	--	--	2-6	.333	--	--	2-4	.500	2	0.3	4-0	1	--	--	--	6
1971-72	23--	--	--	16-34	.471	--	--	55-74	.743	31	1.3	52-0	83	--	--	--	87
Totals	34--	--	--	18-40	.450	--	--	57-78	.731	33	1.0	56-0	86	--	--	--	93

Bobby Hogsett #22 • C • 6-8 • 216 • Bristol, Tenn. (Holston Valley HS)																	
Year	GP-GS	Min	Avg	FG-A	Pct	3FG-A	Pct	FT-A	Pct	Rebs	Avg	PF-FO	Ast	TO	Blk	Stl	Pts
1962-63	24--	--	--	60-125	.480	--	--	36-61	.590	106	4.4	45-0	--	--	--	--	156
1963-64	22--	--	--	28-54	.519	--	--	30-49	.612	98	4.5	42-0	--	--	--	--	86
1965-66	11--	--	--	14-23	.609	--	--	8-15	.533	34	3.1	4-0	--	--	--	--	36
Totals	57--	--	--	102-202	.505	--	--	74-125	.592	238	4.2	91-0	--	--	--	--	278

Thaydeus Holden #10 • G • 6-0 • 180 • Silsbee, Texas (Silsbee HS/Lamar U./Seward County C.C. [Kan.]																	
Year	GP-GS	Min	Avg	FG-A	Pct	3FG-A	Pct	FT-A	Pct	Rebs	Avg	PF-FO	Ast	TO	Blk	Stl	Pts
2001-02	31-17	734	23.7	62-171	363	34-101	337	46-63	.730	76	2.5	64-0	44	56	4	22	204
2002-03	29-16	728	25.1	75-190	395	48-119	403	48-58	.828	72	2.5	69-3	43	37	7	18	246
Totals	60-33	1462	24.4	137-361	380	82-220	.373	94-121	.777	148	2.5	133-3	87	93	11	40	450

Scotty Hopson #32 • G • 6-7 • 200 • Hopkinsville, Ky. (University Heights HS)																	
Year	GP-GS	Min	Avg	FG-A	Pct	3FG-A	Pct	FT-A	Pct	Rebs	Avg	PF-FO	Ast	TO	Blk	Stl	Pts
2008-09	34-30	796	23.4	115-264	.428	46-129	.357	40-64	.625	93	2.7	50-0	49	50	9	21	312
2009-10	37-36	1024	27.7	174-391	.445	52-156	.333	50-85	.588	124	3.4	55-1	44	78	7	36	450
2010-11	32-32	937	29.3	188-416	.452	53-141	.376	114-155	.735	107	3.3	63-1	41	89	5	26	543
Totals	103-98	2757	26.8	475-1071	.444	151-426	.354	204-304	.671	324	3.1	168-2	134	217	21	83	1305

Allan Houston #20 • G • 6-6 • 200 • Louisville, Ky. (Ballard HS)																	
Year	GP-GS	Min	Avg	FG-A	Pct	3FG-A	Pct	FT-A	Pct	Rebs	Avg	PF-FO	Ast	TO	Blk	Stl	Pts
1989-90	30-30	1083	36.1	203-465	.437	83-192	.432	120-149	.805	88	2.9	70-1	127	101	11	36	609
1990-91	34-34	1212	35.6	265-550	.482	99-231	.429	177-205	.863	104	3.1	68-0	131	128	16	37	806
1991-92	34-34	1236	36.4	223-492	.453	82-196	.418	189-225	.840	180	5.3	69-1	110	94	15	32	717
1992-93	30-30	1075	35.8	211-454	.465	82-198	.414	165-188	.878	145	4.8	67-1	92	84	8	28	669
Totals	128-128	4606	36.0	902-1961	.460	346-817	.424	651-767	.849	517	4.0	274-3	460	407	50	133	2801

John Houston #32 • F • 6-3 • 170 • Knoxville, Tenn. (Fulton HS)																	
Year	GP-GS	Min	Avg	FG-A	Pct	3FG-A	Pct	FT-A	Pct	Rebs	Avg	PF-FO	Ast	TO	Blk	Stl	Pts
1959-60	2--	--	--	0-4	.000	--	--	0-0	.000	1	0.5	1-0	--	--	--	--	0

Jordan Howell #15 • G • 6-3 • 188 • Auburn, Ala. (Bob Jones HS)																	
Year	GP-GS	Min	Avg	FG-A	Pct	3FG-A	Pct	FT-A	Pct	Rebs	Avg	PF-FO	Ast	TO	Blk	Stl	Pts
2004-05	19-0	116	6.1	7-29	.241	7-28	.250	0-0	.000	4	0.2	6-0	8	5	0	2	21
2005-06	30-0	233	7.8	20-50	.400	15-38	.395	3-4	.750	11	0.4	27-0	20	11	0	3	58
2006-07	27-6	495	18.3	33-94	.351	27-78	.346	13-19	.684	36	1.3	41-0	40	20	0	12	106
2007-08	35-17	623	17.8	45-138	.326	38-119	.319	23-35	.657	52	1.5	58-0	76	34	3	18	151
Totals	111-23	1467	13.2	105-311	.338	87-263	.331	39-58	.672	103	0.9	132-0	144	70	3	35	336

Robert Hubbs III #3 • G • 6-5 • 207 • Newbern, Tenn. (Dyer County HS)																	
Year	GP-GS	Min	Avg	FG-A	Pct	3FG-A	Pct	FT-A	Pct	Rebs	Avg	PF-FO	Ast	TO	Blk	Stl	Pts
2013-14	12-0	219	18.3	23-75	.307	9-32	.281	5-8	.625	18	1.5	17-0	8	7	4	2	60
2014-15	32-20	795	24.8	88-215	.409	31-93	.333	24-33	.727	93	2.9	48-0	28	26	4	16	231
2015-16	30-16	801	26.7	128-283	.452	11-46	.239	51-69	.739	117	3.9	47-1	38	22	1	13	318
2016-17	32-32	1011	31.6	170-364	.467	4-26	.154	93-111	.838	147	4.6	56-0	53	47	7	23	437
Totals	106-68	2826	26.7	409-937	.437	55-197	.279	173-221	.783	375	3.5	168-1	127	102	16	54	1046

Michael Hubert #10 • G • 6-2 • 205 • Hendersonville, Tenn. (Hendersonville HS/UT Chattanooga)																	
Year	GP-GS	Min	Avg	FG-A	Pct	3FG-A	Pct	FT-A	Pct	Rebs	Avg	PF-FO	Ast	TO	Blk	Stl	Pts
2008-09	6-0	7	1.2	1-4	.250	1-4	.250	0-0	.000	3	0.5	0-0	1	3	0	0	3
2009-10	4-0	8	2.0	3-31	.000	3-31	.000	0-0	.000	1	0.3	0-0	1	0	0	1	9
2010-11	4-0	6	1.7	0-2	.000	0-2	.000	1-2	.500	0	0.0	0-0	0	0	0	0	1
Totals	14-0	21	1.5	4-9	.444	4-9	.444	1-2	.500	4	0.3	0-0	2	3	0	1	13

Brandon Huntley-Hatfield #2 • F • 6-10 • 246 • Clarksville, Tenn. (Scotland Campus Prep [Pa.]																	
Year	GP-GS	Min	Avg	FG-A	Pct	3FG-A	Pct	FT-A	Pct	Rebs	Avg	PF-FO	Ast	TO	Blk	Stl	Pts
2021-22	35-13	440	12.6	59-130	.454	2-13	.154	16-27	.593	104	3.0	28-0	11	32	12	12	136

Grant Hurst #23 • G • 6-2 • 200 • Cleveland, Tenn. (Cleveland HS/UT Martin)																	
Year	GP-GS	Min	Avg	FG-A	Pct	3FG-A	Pct	FT-A	Pct	Rebs	Avg	PF-FO	Ast	TO	Blk	Stl	Pts
2023-24	4-0	6	1.5	0-0	.000	0-0	.000	0-0	.000	1	0.3	1-0	0	2	0	0	0

Jerald Hyatt #22 • G • 6-3 • 190 • Knoxville, Tenn. (Austin-East HS)																	
Year	GP-GS	Min	Avg	FG-A	Pct	3FG-A	Pct	FT-A	Pct	Rebs	Avg	PF-FO	Ast	TO	Blk	Stl	Pts
1981-82	23-0	209	9.1	17-36	.472	--	--	6-10	.600	12	0.5	12-0	12	8	0	19	40
1982-83	6-0	67	11.2	4-12	.333	--	--	4-7	.571	5	0.8	8-0	3	1	0	3	12
Totals	29-0	276	9.5	21-48	.438	--	--	10-17	.588	17	0.6	20-0	15	9	0	22	52

ALL-TIME PLAYER STATISTICS

OUTLOOK

PLAYERS

STAFF

REVIEW

RESULTS

RECORDS

HONORS

POSTSEASON

VOLMANAC

MEDIA INFO

Andy Ikeakor

#34 • F • 6-8 • 270 • Houston, Texas (Westbury Christian HS)

Year	GP-GS	Min	Avg	FG-A	Pct	3FG-A	Pct	FT-A	Pct	Rebs	Avg	PF-FO	Ast	TO	Blk	Stl	Pts	Avg
2000-01	4-0	8	2.0	1-3	.333	0-0	.000	1-4	.250	2	0.5	1-0	0	2	0	0	3	0.8
2001-02	5-0	17	3.4	1-1	1.00	0-0	.000	1-1	1.00	5	1.0	5-0	2	1	0	0	3	0.6
2002-03	1-0	5	5.0	1-4	.250	0-0	.000	0-0	.000	4	4.0	1-0	1	1	0	0	2	2.0
Totals	10-0	30	3.0	3-8	.375	0-0	.000	2-5	.400	11	1.1	7-0	3	4	0	0	8	0.8

Cornelius Jackson

#32 • G • 6-4 • 185 • Oak Hill, W.Va. (Oak Hill HS)

Year	GP-GS	Min	Avg	FG-A	Pct	3FG-A	Pct	FT-A	Pct	Rebs	Avg	PF-FO	Ast	TO	Blk	Stl	Pts	Avg
1996-97	27-19	617	22.9	37-140	.264	10-49	.204	14-21	.667	68	2.5	61-0	65	59	2	19	98	3.6

Justin Jackson

#12/#21 • G • 5-11 • 165 • Fredericksburg, Va. (Fredericksburg Academy)

Year	GP-GS	Min	Avg	FG-A	Pct	3FG-A	Pct	FT-A	Pct	Rebs	Avg	PF-FO	Ast	TO	Blk	Stl	Pts	Avg
2005-06	4-0	5	1.3	0-2	.000	0-0	.000	0-2	.000	3	0.8	0-0	0	0	0	0	0	0.0
2006-07	1-0	2	2.0	0-0	.000	0-0	.000	0-0	.000	0	0.0	1-0	0	0	0	0	0	0.0
2007-08	0	0	0.0	0-0	.000	0-0	.000	0-0	.000	0	0.0	0-0	0	0	0	0	0	0.0
2008-09	1-0	1	1.0	0-0	.000	0-0	.000	0-0	.000	0	0.0	0-0	0	0	0	0	0	0.0
Totals	6-0	8	1.3	0-2	.000	0-0	.000	0-2	.000	3	0.5	1-0	0	0	0	0	0	0.0

Mike Jackson

#25 • G • 6-3 • 190 • Nashville, Tenn. (Stratford HS)

Year	GP-GS	Min	Avg	FG-A	Pct	3FG-A	Pct	FT-A	Pct	Rebs	Avg	PF-FO	Ast	TO	Blk	Stl	Pts	Avg
1973-74	6--	--	--	6-18	.333	--	--	3-6	.500	7	1.2	7-0	0	--	--	--	15	2.5
1974-75	26--	--	--	139-273	.509	--	--	69-84	.821	98	3.8	76-2	42	--	--	--	347	13.3
1975-76	27--	--	--	174-360	.483	--	--	102-132	.773	126	4.7	92-6	62	--	--	--	450	16.7
1976-77	28--	--	--	179-383	.467	--	--	73-86	.849	90	3.2	96-8	81	--	--	--	431	15.4
Totals	87--	--	--	498-1034	.482	--	--	247-308	.802	321	3.7	271-16	185	--	--	--	1243	14.3

John Jacobs

#54 • C • 6-6 • 194 • Columbus, Ohio (University HS)

Year	GP-GS	Min	Avg	FG-A	Pct	3FG-A	Pct	FT-A	Pct	Rebs	Avg	PF-FO	Ast	TO	Blk	Stl	Pts	Avg
1964-65	11--	--	--	2-11	.182	--	--	0-2	.000	14	1.3	10-0	--	--	--	--	4	0.4
1965-66	5--	--	--	0-3	.000	--	--	1-5	.200	3	0.6	2-0	--	--	--	--	1	0.2
Totals	16--	--	--	2-14	.143	--	--	1-7	.143	17	1.1	12-0	--	--	--	--	5	0.3

Josiah-Jordan James

#5/#30 • G • 6-7 • 220 • Charleston, S.C. (Porter-Gaud School)

Year	GP-GS	Min	Avg	FG-A	Pct	3FG-A	Pct	FT-A	Pct	Rebs	Avg	PF-FO	Ast	TO	Blk	Stl	Pts	Avg
2019-20	27-26	806	29.9	68-184	.370	29-79	.367	35-45	.778	149	5.5	68-3	79	68	23	23	200	7.4
2020-21	25-17	674	27.0	69-177	.390	28-91	.308	35-45	.778	162	6.5	55-2	51	30	25	36	201	8.0
2021-22	32-30	932	29.1	112-289	.388	56-173	.324	48-60	.800	191	6.0	93-5	55	37	34	46	328	10.3
2022-23	24-14	606	25.3	84-226	.372	40-128	.313	31-36	.861	113	4.7	36-0	44	25	3	29	239	10.0
2023-24	36-36	1050	29.2	100-249	.402	43-126	.341	59-71	.831	229	6.4	72-0	68	37	23	49	302	8.4
Total	144-123	4068	28.3	433-1125	.385	196-597	.328	208-257	.809	844	5.9	324-10	297	197	108	183	1270	8.8

Brock Jancek

#34/#30/#35 • F • 6-8 • 228 • Knoxville, Tenn. (Knoxville Catholic HS)

Year	GP-GS	Min	Avg	FG-A	Pct	3FG-A	Pct	FT-A	Pct	Rebs	Avg	PF-FO	Ast	TO	Blk	Stl	Pts	Avg
2018-19	6-0	9	1.5	0-3	.000	0-0	.000	0-0	.000	2	0.3	0-0	0	0	1	0	0	0.0
2019-20	5-0	7	1.4	0-2	.000	0-0	.000	0-0	.000	1	0.2	0-0	0	0	0	0	0	0.0
2020-21	1-0	3	3.0	0-0	.000	0-0	.000	0-0	.000	0	0.0	0-0	0	0	0	0	0	0.0
2021-22	5-0	11	2.2	1-5	.200	0-0	.000	5-6	.833	3	0.6	1-0	1	2	3	0	7	1.4
Totals	17-0	30	1.8	1-10	.100	0-0	.000	5-6	.833	6	0.4	1-0	1	2	4	0	7	0.4

Bill Jarvis

#24 • C • 6-8 • 210 • Greensboro, N.C. (Greensboro HS)

Year	GP-GS	Min	Avg	FG-A	Pct	3FG-A	Pct	FT-A	Pct	Rebs	Avg	PF-FO	Ast	TO	Blk	Stl	Pts	Avg
1951-52	18--	--	--	13-43	.302	--	--	6-16	.375	--	--	31--	--	--	--	--	32	1.8
1952-53	13--	--	--	14-40	.350	--	--	18-33	.545	33	2.5	--	--	--	--	--	46	3.5
1953-54	11--	--	--	8-26	.308	--	--	9-22	.409	32	2.9	11--	--	--	--	--	25	2.3
1954-55	15--	--	--	31-65	.477	--	--	8-16	.500	25	1.7	6--	--	--	--	--	70	4.7
Totals	57--	--	--	66-174	.379	--	--	41-87	.471	90	--	48--	--	--	--	--	173	3.0

D.J. Jefferson

#44 • G • 6-5 • 209 • Richardson, Texas (Minnesota Prep Academy [Minn.])

Year	GP-GS	Min	Avg	FG-A	Pct	3FG-A	Pct	FT-A	Pct	Rebs	Avg	PF-FO	Ast	TO	Blk	Stl	Pts	Avg
2023-24	1-0	3	3.0	1-1	1.000	1-1	1.000	0-0	.000	2	2.0	1-0	0	1	0	0	3	3.0

Fred Jenkins

#35 • G • 6-4 • 190 • Columbia, Tenn. (Central HS)

Year	GP-GS	Min	Avg	FG-A	Pct	3FG-A	Pct	FT-A	Pct	Rebs	Avg	PF-FO	Ast	TO	Blk	Stl	Pts	Avg
1983-84	35-28	1012	28.9	137-279	.491	--	--	79-110	.718	113	3.2	67-3	94	92	9	49	353	10.1
1984-85	35-23	1046	29.9	128-267	.479	--	--	99-130	.762	138	3.9	64-1	99	86	2	52	355	10.1
1985-86	16-15	481	30.1	69-139	.496	--	--	29-38	.763	52	3.3	27-1	62	42	3	35	167	10.4
1986-87	24-20	762	31.8	101-192	.526	13-39	.333	49-62	.790	74	3.1	43-0	133	71	5	41	264	11.0
Totals	110-86	3301	30.0	435-877	.496	13-39	.333	256-340	.753	377	3.4	201-5	388	291	19	177	1139	10.4

Mike Johanson

#43 • C • 6-9 • 210 • Alliance, Ohio (Alliance HS)

Year	GP-GS	Min	Avg	FG-A	Pct	3FG-A	Pct	FT-A	Pct	Rebs	Avg	PF-FO	Ast	TO	Blk	Stl	Pts	Avg
1982-83	6-0	7	1.2	0-2	.000	--	--	2-2	1.00	0	0.0	1-0	0	0	0	0	2	0.3
1983-84	4-0	6	1.5	0-1	.000	--	--	0-1	.000	2	0.5	1-0	0	0	0	1	0	0.0
1984-85	11-2	59	5.4	9-16	.563	--	--	3-7	.429	11	1.0	5-0	1	1	0	0	21	1.9
1985-86	9-1	22	2.4	1-7	.143	--	--	2-4	.500	2	0.2	0-0	0	2	0	0	4	0.4
Totals	30-3	94	3.1	10-26	.385	--	--	7-14	.500	15	0.5	7-0	1	3	0	1	27	0.9

Alonzo Johnson

#34 • C • 7-0 • 230 • Marion, Ala. (Francis Marion HS)

Year	GP-GS	Min	Avg	FG-A	Pct	3FG-A	Pct	FT-A	Pct	Rebs	Avg	PF-FO	Ast	TO	Blk	Stl	Pts	Avg
1991-92	31-0	182	5.9	19-39	.487	0-0	.000	11-22	.500	40	1.3	48-1	3	9	15	1	49	1.6
1992-93	6-0	28	4.7	2-6	.333	0-0	.000	2-7	.286	13	2.2	4-0	0	1	2	2	6	1.0
Totals	37-0	210	5.7	21-45	.467	0-0	.000	13-29	.448	53	1.4	52-1	3	10	17	3	55	1.5

Chuck Johnson

#24 • G • 6-0 • 170 • Knoxville, Tenn. (Farragut HS)

Year	GP-GS	Min	Avg	FG-A	Pct	3FG-A	Pct	FT-A	Pct	Rebs	Avg	PF-FO	Ast	TO	Blk	Stl	Pts	Avg
1983-84	6-0	5	0.8	1-3	.333	--	--	4-4	1.00	1	0.2	0-0	1	0	0	0	6	1.0

ALL-TIME PLAYER STATISTICS

Damon Johnson #4 • F • 6-4 • 200 • Johnson City, Tenn. (Science Hill HS/Hiwassee College)

Year	GP-GS	Min	Avg	FG-A	Pct	3FG-A	Pct	FT-A	Pct	Rebs	Avg	PF-FO	Ast	TO	Blk	Stl	Pts	Avg
1994-95	27-27	898	33.3	99-295	.388	3-13	.231	64-87	.736	157	5.8	89-5	128	93	4	35	265	9.8
1995-96	28-26	935	33.4	97-236	.411	0-4	.000	65-96	.677	201	7.2	82-3	71	89	9	35	259	9.3
Totals	55-53	1833	33.3	196-491	.399	3-17	.176	129-183	.705	358	6.5	171-8	199	182	13	70	524	9.5

Don Johnson #52 • F • 6-5 • 210 • Benson, Ill. (Roanoke-Benson HS)

Year	GP-GS	Min	Avg	FG-A	Pct	3FG-A	Pct	FT-A	Pct	Rebs	Avg	PF-FO	Ast	TO	Blk	Stl	Pts	Avg
1968-69	28--	--	--	133-295	.451	--	--	56-79	.709	227	8.1	63-0	14	--	--	--	322	11.5
1969-70	25--	--	--	145-346	.419	--	--	59-82	.720	231	9.2	72-2	10	--	--	--	349	14.0
1970-71	28--	--	--	192-398	.482	--	--	141-187	.754	291	10.4	80-3	16	--	--	--	525	18.8
Totals	81--	--	--	470-1039	.452	--	--	256-348	.736	749	9.2	215-5	40	--	--	--	1196	14.8

Jalen Johnson #13 • G • 6-6 • 196 • Durham, N.C. (Wesleyan Christian Academy)

Year	GP-GS	Min	Avg	FG-A	Pct	3FG-A	Pct	FT-A	Pct	Rebs	Avg	PF-FO	Ast	TO	Blk	Stl	Pts	Avg
2017-18	13-0	66	5.1	6-11	.545	3-6	.500	1-2	.500	10	0.8	0-0	5	2	2	2	16	1.2
2018-19	26-0	150	5.8	14-29	.483	9-20	.450	2-3	.667	19	0.7	17-0	8	6	1	2	39	1.5
2019-20	31-2	486	15.7	34-92	.370	22-69	.319	17-20	.850	63	2.0	46-2	30	17	13	13	107	3.5
Totals	70-2	702	10.0	54-132	.409	34-95	.358	20-25	.800	92	1.3	63-2	43	25	16	17	162	2.3

Marques Johnson #3 • G • 6-5 • 205 • Fort Wayne, Ind. (Snider HS)

Year	GP-GS	Min	Avg	FG-A	Pct	3FG-A	Pct	FT-A	Pct	Rebs	Avg	PF-FO	Ast	TO	Blk	Stl	Pts	Avg
2006-07	4-0	45	11.3	2-8	.250	1-3	.333	3-5	.600	2	0.5	8-0	5	6	0	1	8	2.0

Keon Johnson #45 • G • 6-5 • 186 • Shelbyville, Tenn. (The Webb School)

Year	GP-GS	Min	Avg	FG-A	Pct	3FG-A	Pct	FT-A	Pct	Rebs	Avg	PF-FO	Ast	TO	Blk	Stl	Pts	Avg
2020-21	27-17	687	25.4	111-247	.449	13-48	.271	71-101	.703	95	3.5	64-1	67	71	12	30	306	11.3

Reggie Johnson #32 • F • 6-9 • 210 • Ellenwood, Ga. (Cedar Grove HS)

Year	GP-GS	Min	Avg	FG-A	Pct	3FG-A	Pct	FT-A	Pct	Rebs	Avg	PF-FO	Ast	TO	Blk	Stl	Pts	Avg
1976-77	28--	--	--	131-203	.645	--	--	46-61	.754	227	8.1	105-6	17	--	--	--	308	11.0
1977-78	27--	--	--	229-409	.560	--	--	115-166	.693	258	9.6	97-6	36	80	49	12	573	21.2
1978-79	33--	1054	31.9	286-487	.587	--	--	126-170	.741	255	7.7	124-5	28	75	41	25	698	21.2
1979-80	27-27	850	31.5	218-390	.559	--	--	88-116	.759	180	6.7	85-5	29	58	29	23	524	19.4
Totals	115-27	1904	--	864-1489	.580	--	--	375-513	.731	920	8.0	411-22	110	213	119	60	2103	18.3

Rip Johnson #23 • G • 6-0 • 165 • Nashville, Tenn. (Glenciff HS/Motlow State C.C.)

Year	GP-GS	Min	Avg	FG-A	Pct	3FG-A	Pct	FT-A	Pct	Rebs	Avg	PF-FO	Ast	TO	Blk	Stl	Pts	Avg
1979-80	1-0	1	1.0	1-1	1.00	--	--	0-1	.000	1	1.0	0-0	0	2	0	0	2	2.0
1980-81	6-0	9	1.5	1-3	.333	--	--	2-4	.500	1	0.2	2-0	0	1	1	1	4	0.7
Totals	7-0	10	1.4	2-4	.500	--	--	2-5	.400	2	0.3	2-0	0	3	1	1	6	0.9

Dick Johnston #10 • G • 5-8 • 155 • Altoona, Pa. (Altoona HS)

Year	GP-GS	Min	Avg	FG-A	Pct	3FG-A	Pct	FT-A	Pct	Rebs	Avg	PF-FO	Ast	TO	Blk	Stl	Pts	Avg
1968-69	13--	--	--	4-7	.571	--	--	8-9	.889	4	0.3	4-0	4	--	--	--	16	1.2
1969-70	22--	--	--	17-60	.283	--	--	52-68	.765	30	1.4	39-1	33	--	--	--	86	3.9
1970-71	27--	--	--	15-40	.375	--	--	66-79	.835	16	0.6	50-2	65	--	--	--	96	3.6
Totals	62--	--	--	36-107	.336	--	--	126-156	.808	50	0.8	93-3	102	--	--	--	198	3.2

DaShay Jones #23 • G • 6-2 • 190 • Sandusky, Ohio (Sandusky HS/Vincennes J.C. [Ind.]

Year	GP-GS	Min	Avg	FG-A	Pct	3FG-A	Pct	FT-A	Pct	Rebs	Avg	PF-FO	Ast	TO	Blk	Stl	Pts	Avg
1996-97	19-14	465	24.5	36-99	.364	1-13	.077	39-49	.796	50	2.6	37-0	48	43	0	6	112	5.9
1997-98	7-2	135	19.3	22-42	.524	3-11	.273	7-12	.583	22	3.1	8-0	13	10	0	8	54	7.7
Totals	26-16	600	23.1	58-141	.411	4-24	.167	46-61	.754	72	2.8	45-0	61	53	0	14	166	6.4

Hugh Jones #12 • G • 5-11 • 165 • Knoxville, Tenn.

Year	GP-GS	Min	Avg	FG-A	Pct	3FG-A	Pct	FT-A	Pct	Rebs	Avg	PF-FO	Ast	TO	Blk	Stl	Pts	Avg
1947-48	23--	--	--	78-254	.307	--	--	41-61	.672	--	--	62--	--	--	--	--	197	8.6
1948-49	25--	--	--	124-367	.338	--	--	47-71	.662	--	--	85--	--	--	--	--	295	11.8
Totals	48--	--	--	202-621	.325	--	--	88-132	.667	--	--	147--	--	--	--	--	492	10.3

Rob Jones #34 • C • 6-7 • 210 • Knoxville, Tenn. (Austin-East HS)

Year	GP-GS	Min	Avg	FG-A	Pct	3FG-A	Pct	FT-A	Pct	Rebs	Avg	PF-FO	Ast	TO	Blk	Stl	Pts	Avg
1982-83	30-0	284	9.5	16-42	.381	--	--	7-17	.412	65	2.2	32-0	4	18	11	11	39	1.3
1983-84	35-30	983	28.1	108-194	.557	--	--	58-92	.630	206	5.9	93-3	14	41	29	29	274	7.8
1984-85	37-37	1348	36.4	181-301	.601	--	--	95-160	.594	317	8.6	112-4	20	57	47	40	457	12.4
1985-86	28-28	987	35.2	127-219	.580	--	--	46-88	.523	216	7.7	58-1	14	38	25	35	300	10.7
Totals	130-95	3602	27.7	432-756	.571	--	--	206-357	.577	804	6.2	295-8	52	154	112	115	1070	8.2

Michael Joyce #12 • G • 6-0 • 165 • Memphis, Tenn. (East HS)

Year	GP-GS	Min	Avg	FG-A	Pct	3FG-A	Pct	FT-A	Pct	Rebs	Avg	PF-FO	Ast	TO	Blk	Stl	Pts	Avg
1977-78	2--	--	--	0-2	.000	--	--	1-2	.500	0	0.0	0-0	0	0	0	0	1	0.5
1978-79	1--	1	1.0	0-0	.000	--	--	0-0	.000	0	0.0	0-0	0	0	0	0	0	0.0
Totals	3--	1	--	0-2	.000	--	--	1-2	.500	0	0.0	0-0	0	0	0	0	1	0.3

Tim Joyce #44 • F • 6-5 • 198 • Youngstown, Ohio (Ursuline HS)

Year	GP-GS	Min	Avg	FG-A	Pct	3FG-A	Pct	FT-A	Pct	Rebs	Avg	PF-FO	Ast	TO	Blk	Stl	Pts	Avg
1974-75	18--	--	--	22-56	.393	--	--	4-8	.500	33	1.8	23-1	6	--	--	--	48	2.7

Bill Justus #42 • G • 6-1 • 175 • Knoxville, Tenn. (Fulton HS)

Year	GP-GS	Min	Avg	FG-A	Pct	3FG-A	Pct	FT-A	Pct	Rebs	Avg	PF-FO	Ast	TO	Blk	Stl	Pts	Avg
1966-67	28--	--	--	113-242	.467	--	--	88-109	.807	129	4.6	49-0	--	--	--	--	314	11.2
1967-68	26--	--	--	175-384	.456	--	--	117-142	.824	129	5.0	49-0	--	--	--	--	467	18.0
1968-69	28--	--	--	161-389	.414	--	--	133-147	.905	160	5.7	59-1	49	--	--	--	455	16.3
Totals	82--	--	--	449-1015	.442	--	--	338-398	.849	418	5.1	157-1	49	--	--	--	1236	15.1

Ray Kasongo #2 • F • 6-8 • 245 • Toronto, Ontario (Pikeville HS [Ky.]/Phase 1 Academy [Ariz.]/College of Southern Idaho)

Year	GP-GS	Min	Avg	FG-A	Pct	3FG-A	Pct	FT-A	Pct	Rebs	Avg	PF-FO	Ast	TO	Blk	Stl	Pts	Avg
2015-16	22-0	120	5.5	12-23	.522	0-0	.000	7-11	.636	32	1.5	26-0	1	6	7	1	31	1.4

ALL-TIME PLAYER STATISTICS

OUTLOOK

PLAYERS

STAFF

REVIEW

RESULTS

RECORDS

HONORS

POSTSEASON

VOLMANAC

MEDIA INFO

**Rick Keebler****#12 • G • 6-3 • 198 • Pittsburgh, Pa. (So. Hills Catholic HS)**

Year	GP-GS	Min	Avg	FG-A	Pct	3FG-A	Pct	FT-A	Pct	Rebs	Avg	PF-FO	Ast	TO	Blk	Stl	Pts	Avg
1963-64	13--	--	--	45-159	.417	--	--	5-10	.500	16	12	7-0	--	--	--	--	15	12
1965-66	21--	--	--	13-37	.351	--	--	12-16	.750	17	0.8	24-0	--	--	--	--	38	1.8
Totals	34--	--	--	18-49	.367	--	--	17-26	.654	33	1.0	31-0	--	--	--	--	53	16

Bert Keenan**#16 • F • 6-1 • 175 • Fort Wayne, Ind.**

Year	GP-GS	Min	Avg	FG-A	Pct	3FG-A	Pct	FT-A	Pct	Rebs	Avg	PF-FO	Ast	TO	Blk	Stl	Pts	Avg
1948-49	23--	--	--	45-159	.283	--	--	32-53	.604	--	--	67--	--	--	--	--	122	5.3
1950-51	22--	--	--	74-228	.325	--	--	55-80	.688	--	--	52--	--	--	--	--	203	9.2
Totals	45--	--	--	119-387	.307	--	--	87-133	.654	--	--	119--	--	--	--	--	325	7.2

Alec Kegler**#24 • F • 6-4 • 212 • Clarksville, Tenn. (Northeast HS/Roane State C.C.)**

Year	GP-GS	Min	Avg	FG-A	Pct	3FG-A	Pct	FT-A	Pct	Rebs	Avg	PF-FO	Ast	TO	Blk	Stl	Pts	Avg
2022-23	2-0	3	1.5	0-1	.000	3FG-A	0-0	.000	0-0	.000	0	0.0	1-0	0	0	0	0	0.0

Earl Keister**#18 • F • 6-0 • 165 • Greensboro, N.C.**

Year	GP-GS	Min	Avg	FG-A	Pct	3FG-A	Pct	FT-A	Pct	Rebs	Avg	PF-FO	Ast	TO	Blk	Stl	Pts	Avg
1948-49	6--	--	--	3-10	.300	--	--	2-4	.500	--	--	2--	--	--	--	--	8	1.3

Dick Kellar**#25 • F • 6-4 • 180 • Kokomo, Ind. (Kokomo HS)**

Year	GP-GS	Min	Avg	FG-A	Pct	3FG-A	Pct	FT-A	Pct	Rebs	Avg	PF-FO	Ast	TO	Blk	Stl	Pts	Avg
1954-55	22--	--	--	47-126	.373	--	--	36-67	.537	141	6.4	40--	--	--	--	--	130	5.9
1956-57	22--	--	--	87-196	.444	--	--	92-129	.713	209	9.5	58--	--	--	--	--	266	12.1
Totals	44--	--	--	134-322	.416	--	--	128-196	.653	350	8.0	98--	--	--	--	--	396	9.0

Ray Kempf**#24 • C • 6-5 • 215 • Levittown, Pa. (Pennsbury HS)**

Year	GP-GS	Min	Avg	FG-A	Pct	3FG-A	Pct	FT-A	Pct	Rebs	Avg	PF-FO	Ast	TO	Blk	Stl	Pts	Avg
1961-62	10--	--	--	10-20	.500	--	--	22-38	.579	29	2.9	20-2	--	--	--	--	42	4.2

Zach Kent**#33 • F • 6-11 • 225 • Magnolia, Del. (Blair Academy [N.J.])**

Year	GP-GS	Min	Avg	FG-A	Pct	3FG-A	Pct	FT-A	Pct	Rebs	Avg	PF-FO	Ast	TO	Blk	Stl	Pts	Avg
2017-18	2-0	13	6.5	2-6	.333	0-1	.000	0-0	.000	3	1.5	1-0	0	0	0	0	4	2.0
2019-20	2-0	10	5.0	1-2	.500	1-2	.500	0-0	.000	2	1.0	1-0	0	1	0	0	3	1.5
Total	4-0	23	5.8	3-8	.375	1-3	.333	0-0	.000	5	1.3	2-0	0	1	0	0	7	1.8

Chris Kesler**#12 • G • 5-10 • 170 • Augusta, Ga. (Richmond Academy)**

Year	GP-GS	Min	Avg	FG-A	Pct	3FG-A	Pct	FT-A	Pct	Rebs	Avg	PF-FO	Ast	TO	Blk	Stl	Pts	Avg
1987-88	3-0	6	2.0	1-3	.333	0-0	.000	0-2	.000	3	1.0	2-0	1	0	0	1	2	0.7

Tyreke Key**#4 • G • 6-2 • 211 • Celina, Tenn. (Clay County HS/Indiana State U.)**

Year	GP-GS	Min	Avg	FG-A	Pct	3FG-A	Pct	FT-A	Pct	Rebs	Avg	PF-FO	Ast	TO	Blk	Stl	Pts	Avg
2022-23	33-15	800	24.2	82-241	.340	47-141	.333	60-81	.741	84	2.5	50-50	44	36	1	22	271	8.2

Ryan Kilmartin #21 • G • 6-5 • 210 • Charlotte, N.C. (Catholic HS/Appalachian State University)

Year	GP-GS	Min	Avg	FG-A	Pct	3FG-A	Pct	FT-A	Pct	Rebs	Avg	PF-FO	Ast	TO	Blk	Stl	Pts	Avg
2011-12	3-0	3	1.0	1-11	.000	1-11	.000	0-0	.000	0	0.0	1-0	0	0	0	0	3	1.0

Rudy Kinard**#32 • G • 5-11 • 165 • Atlanta, Ga. (Druid Hills HS)**

Year	GP-GS	Min	Avg	FG-A	Pct	3FG-A	Pct	FT-A	Pct	Rebs	Avg	PF-FO	Ast	TO	Blk	Stl	Pts	Avg
1968-69	24--	--	--	45-102	.441	--	--	18-19	.947	33	1.4	25-0	8	--	--	--	108	4.5
1969-70	18--	--	--	67-178	.376	--	--	12-19	.632	36	2.0	27-0	25	--	--	--	146	8.1
Totals	42--	--	--	112-280	.400	--	--	30-38	.789	69	1.6	52-0	33	--	--	--	254	6.0

Bernard King**#53 • F • 6-7 • 205 • Brooklyn, N.Y. (Fort Hamilton HS)**

Year	GP-GS	Min	Avg	FG-A	Pct	3FG-A	Pct	FT-A	Pct	Rebs	Avg	PF-FO	Ast	TO	Blk	Stl	Pts	Avg
1974-75	25--	--	--	273-439	.622	--	--	115-147	.782	308	12.3	97-7	39	--	--	--	661	26.4
1975-76	25--	--	--	260-454	.573	--	--	109-163	.669	325	13.0	87-4	40	--	--	--	629	25.2
1976-77	26--	--	--	278-481	.578	--	--	116-163	.712	371	14.3	95-3	82	--	--	--	672	25.8
Totals	76--	--	--	811-1374	.590	--	--	340-473	.719	1004	13.2	279-14	161	--	--	--	1962	25.8

Hank Kinzel**#23 • C • 6-6 • 215 • Roanoke, Va.**

Year	GP-GS	Min	Avg	FG-A	Pct	3FG-A	Pct	FT-A	Pct	Rebs	Avg	PF-FO	Ast	TO	Blk	Stl	Pts	Avg
1947-48	24--	--	--	20-68	.294	--	--	13-25	.520	--	--	41--	--	--	--	--	53	2.2
1948-49	22--	--	--	21-68	.309	--	--	19-26	.731	--	--	61--	--	--	--	--	61	2.8
1950-51	20--	--	--	21-60	.350	--	--	14-26	.538	--	--	46--	--	--	--	--	56	2.8
Totals	66--	--	--	62-196	.316	--	--	46-77	.597	--	--	148--	--	--	--	--	170	2.6

Chris Klaehn**#24 • G • 5-10 • 180 • Knoxville, Tenn. (Gibbs HS)**

Year	GP-GS	Min	Avg	FG-A	Pct	3FG-A	Pct	FT-A	Pct	Rebs	Avg	PF-FO	Ast	TO	Blk	Stl	Pts	Avg
1990-91	9-0	11	1.2	0-0	.000	0-0	.000	1-2	.500	1	0.1	1-0	3	2	0	2	1	0.1
1991-92	9-0	10	1.1	0-2	.000	0-0	.000	2-2	1.00	1	0.1	1-0	1	1	0	0	2	0.2
1992-93	5-0	28	5.6	0-4	.000	0-3	.000	2-2	1.00	1	0.2	0-0	0	1	2	2	2	0.4
Totals	23-0	49	2.1	0-6	.000	0-3	.000	5-6	.833	3	0.1	2-0	4	4	2	4	5	0.2

Dalton Knecht**#3 • G • 6-6 • 213 • Thornton, Colo. (Prairie View HS/Northeastern J.C./U. of Northern Colorado)**

Year	GP-GS	Min	Avg	FG-A	Pct	3FG-A	Pct	FT-A	Pct	Rebs	Avg	PF-FO	Ast	TO	Blk	Stl	Pts	Avg
2023-24	36-36	1098	30.5	264-577	.458	93-234	.397	159-206	.772	176	4.9	64-0	65	61	23	25	780	21.7

Len Kosmalski**#55 • C • 7-0 • 245 • Maple Heights, Ohio (Maple Heights HS)**

Year	GP-GS	Min	Avg	FG-A	Pct	3FG-A	Pct	FT-A	Pct	Rebs	Avg	PF-FO	Ast	TO	Blk	Stl	Pts	Avg
1971-72	25--	--	--	191-365	.523	--	--	106-140	.757	210	8.4	74-3	10	--	--	--	488	19.5
1972-73	17--	--	--	119-238	.500	--	--	51-70	.729	110	6.5	32-0	8	--	--	--	289	17.0
1973-74	26--	--	--	176-324	.543	--	--	73-109	.670	254	9.8	76-3	14	--	--	--	425	16.3
Totals	68--	--	--	486-927	.524	--	--	230-319	.721	574	8.4	182-6	32	--	--	--	1202	17.7

ALL-TIME PLAYER STATISTICS

Carl Langschmidt

#14 • F • 6-3 • 178 • Memphis, Tenn.

Year	GP-GS	Min	Avg	FG-A	Pct	3FG-A	Pct	FT-A	Pct	Rebs	Avg	PF-FO	Ast	TO	Blk	Stl	Pts	Avg
1951-52	5--	--	--	1-3	.333	--	--	1-3	.333	--	--	5--	--	--	--	--	3	0.6
1952-53	8--	--	--	2-9	.222	--	--	4-9	.444	13	1.6	--	--	--	--	--	8	1.0
Totals	13--	--	--	3-12	.250	--	--	5-12	.417	13	--	5--	--	--	--	--	11	0.8

Rashard Lee

#3 • F • 6-6 • 205 • Durham, N.C. (Hillside HS)

Year	GP-GS	Min	Avg	FG-A	Pct	3FG-A	Pct	FT-A	Pct	Rebs	Avg	PF-FO	Ast	TO	Blk	Stl	Pts	Avg
1995-96	28-0	207	10.6	23-69	.333	10-32	.313	13-24	.542	62	2.2	46-3	24	24	10	5	69	2.5
1996-97	26-10	433	16.7	46-108	.426	0-2	.000	11-20	.550	99	3.8	51-0	30	37	14	14	103	4.0
1997-98	29-19	660	22.8	114-277	.412	33-79	.418	38-67	.567	154	5.3	58-1	45	42	5	26	299	10.3
1998-99	30-2	482	16.1	72-175	.411	25-81	.309	42-62	.677	103	3.4	43-0	22	42	12	26	211	7.0
Totals	113-31	1872	16.6	255-629	.405	68-194	.351	104-173	.601	418	3.7	198-4	121	145	41	71	682	6.0

Elvin Little

#23 • G • 6-0 • 188 • Princeton, W.Va.

Year	GP-GS	Min	Avg	FG-A	Pct	3FG-A	Pct	FT-A	Pct	Rebs	Avg	PF-FO	Ast	TO	Blk	Stl	Pts	Avg
1950-51	17--	--	--	10-57	.175	--	--	14-19	.737	--	--	19--	--	--	--	--	34	2.0
1951-52	15--	--	--	12-54	.222	--	--	11-14	.786	--	--	19--	--	--	--	--	35	2.3
1952-53	19--	--	--	39-112	.348	--	--	25-33	.758	49	2.6	--	--	--	--	--	103	5.4
Totals	51--	--	--	61-223	.274	--	--	50-66	.758	49	--	38--	--	--	--	--	172	3.4

Ed Littleton

#12 • G • 6-2 • 160 • Paris, Tenn. (Henry County HS)

Year	GP-GS	Min	Avg	FG-A	Pct	3FG-A	Pct	FT-A	Pct	Rebs	Avg	PF-FO	Ast	TO	Blk	Stl	Pts	Avg
1980-81	29-27	330	11.4	41-84	.488	--	--	7-10	.700	22	0.8	50-1	48	36	6	15	89	3.1
1981-82	5-4	112	22.4	12-24	.500	--	--	2-3	.667	8	1.6	6-0	13	4	1	7	26	5.2
1982-83	12-0	198	16.5	15-36	.417	--	--	5-6	.833	14	1.2	12-0	17	14	0	9	35	2.9
Totals	46-31	640	13.9	68-144	.472	--	--	14-19	.737	44	1.0	68-1	78	54	7	31	150	3.3

Ian Lockhart

#51 • C • 6-8 • 250 • Nassau, Bahamas (Nassau Christian Academy)

Year	GP-GS	Min	Avg	FG-A	Pct	3FG-A	Pct	FT-A	Pct	Rebs	Avg	PF-FO	Ast	TO	Blk	Stl	Pts	Avg
1986-87	21-0	170	8.1	13-28	.464	0-0	.000	10-20	.500	50	2.4	26-0	1	7	1	5	36	1.7
1987-88	29-0	414	14.3	77-136	.566	0-1	.000	42-67	.627	121	4.2	64-1	5	19	11	14	196	6.8
1988-89	30-5	596	19.9	102-207	.493	0-1	.000	41-63	.651	164	5.5	79-2	14	51	7	38	245	8.2
1989-90	30-29	931	31.0	151-287	.526	0-1	.000	91-141	.645	327	10.9	106-2	37	65	20	64	393	13.1
Totals	110-34	2111	19.2	343-658	.521	0-3	.000	184-291	.632	662	6.0	275-5	57	142	39	121	870	7.9

Chris Lofton

#5 • G • 6-2 • 197 • Maysville, Ky. (Mason County HS)

Year	GP-GS	Min	Avg	FG-A	Pct	3FG-A	Pct	FT-A	Pct	Rebs	Avg	PF-FO	Ast	TO	Blk	Stl	Pts	Avg
2004-05	31-31	914	29.5	141-293	.481	93-200	.465	35-41	.854	111	3.6	36-0	46	32	2	40	410	13.2
2005-06	30-30	957	31.9	174-373	.466	114-261	.437	55-60	.917	106	3.5	55-0	56	36	3	60	517	17.2
2006-07	31-31	917	29.6	205-428	.479	106-253	.419	129-159	.811	95	3.1	49-1	54	51	4	45	545	20.8
2007-08	36-36	1071	29.8	170-426	.399	118-307	.384	101-120	.842	115	3.2	56-0	64	49	3	48	559	15.5
Totals	128-128	3859	30.1	690-1520	.454	431-1021	.422	320-380	.842	427	3.3	196-1	220	168	12	193	2131	16.6

Brandon Lopez

#24 • G • 6-1 • 180 • Knoxville, Tenn. (Austin-East HS)

Year	GP-GS	Min	Avg	FG-A	Pct	3FG-A	Pct	FT-A	Pct	Rebs	Avg	PF-FO	Ast	TO	Blk	Stl	Pts	Avg
2011-12	7-0	10	1.4	0-0	.000	0-0	.000	0-0	.000	1	0.1	0-0	0	0	0	0	0	0.0
2012-13	17-0	98	5.8	2-10	.200	0-1	.000	1-3	.333	11	0.6	9-0	8	9	0	3	5	0.3
2013-14	7-0	13	1.9	0-0	.000	0-0	.000	0-0	.000	1	0.1	0-0	0	1	0	0	0	0.0
Totals	31-0	121	3.9	2-10	.200	0-1	.000	1-3	.333	13	0.4	9-0	8	10	0	3	5	0.2

Anthony Love

#34 • F • 6-6 • 195 • Memphis, Tenn. (Northside HS)

Year	GP-GS	Min	Avg	FG-A	Pct	3FG-A	Pct	FT-A	Pct	Rebs	Avg	PF-FO	Ast	TO	Blk	Stl	Pts	Avg
1979-80	11-0	92	8.4	7-18	.389	--	--	4-5	.800	11	1.0	8-0	2	5	0	5	18	1.6
1980-81	23-3	296	12.9	18-51	.353	--	--	3-10	.300	35	1.5	23-0	14	13	0	8	39	1.7
Totals	34-3	388	11.4	25-69	.362	--	--	7-15	.467	46	1.4	31-0	16	18	0	13	57	1.7

Bill Lovelace

#12 • G • 6-1 • 177 • Knoxville, Tenn. (Central HS)

Year	GP-GS	Min	Avg	FG-A	Pct	3FG-A	Pct	FT-A	Pct	Rebs	Avg	PF-FO	Ast	TO	Blk	Stl	Pts	Avg
1952-53	21--	--	--	46-116	.397	--	--	38-52	.731	66	3.1	--	--	--	--	--	130	6.2
1953-54	22--	--	--	60-181	.331	--	--	35-57	.614	76	3.5	76--	--	--	--	--	155	7.0
1954-55	22--	--	--	64-175	.366	--	--	24-48	.500	74	3.4	62--	--	--	--	--	152	6.9
Totals	65--	--	--	170-472	.360	--	--	97-157	.618	216	3.3	138--	--	--	--	--	437	6.7

Bob Lowrie

#44 • G • 6-0 • 165 • Cleveland Heights, Ohio (Cathedral HS)

Year	GP-GS	Min	Avg	FG-A	Pct	3FG-A	Pct	FT-A	Pct	Rebs	Avg	PF-FO	Ast	TO	Blk	Stl	Pts	Avg
1977-78	8--	--	--	8-27	.296	--	--	6-9	.667	12	1.5	7-0	31	15	0	6	22	2.8

Butch Lowery

#14 • G • 5-10 • 158 • Knoxville, Tenn. (West HS)

Year	GP-GS	Min	Avg	FG-A	Pct	3FG-A	Pct	FT-A	Pct	Rebs	Avg	PF-FO	Ast	TO	Blk	Stl	Pts	Avg
1957-58	20--	--	--	30-90	.333	--	--	19-42	.452	15	0.8	21--	--	--	--	--	79	4.0

Yemi Makanjuola

#0 • C • 6-9 • 250 • Lagos, Nigeria (Word of God Christian Academy [N.C.])

Year	GP-GS	Min	Avg	FG-A	Pct	3FG-A	Pct	FT-A	Pct	Rebs	Avg	PF-FO	Ast	TO	Blk	Stl	Pts	Avg
2011-12	28-1	232	8.3	26-44	.591	0-0	.000	12-22	.545	78	2.8	45-1	3	9	12	5	64	2.3
2012-13	29-0	225	7.8	16-42	.381	0-0	.000	15-23	.652	69	2.4	48-1	4	14	8	2	47	1.6
Totals	57-1	457	8.0	42-86	.488	0-0	.000	27-45	.600	147	2.6	93-2	7	23	20	7	111	1.9

Larry Mansfield

#52 • C • 6-8 • 215 • Memphis, Tenn. (Frayser HS)

Year	GP-GS	Min	Avg	FG-A	Pct	3FG-A	Pct	FT-A	Pct	Rebs	Avg	PF-FO	Ast	TO	Blk	Stl	Pts	Avg
1967-68	26--	--	--	45-95	.474	--	--	27-65	.415	143	5.5	75-2	--	--	--	--	117	4.5

John Martin

#15 • F • 6-4 • 185 • Watseka, Ill. (Commercial HS)

Year	GP-GS	Min	Avg	FG-A	Pct	3FG-A	Pct	FT-A	Pct	Rebs	Avg	PF-FO	Ast	TO	Blk	Stl	Pts	Avg
1959-60	14--	--	--	36-98	.367	--	--	26-38	.684	67	4.8	24-0	--	--	--	--	98	7.0
1960-61	25--	--	--	59-152	.388	--	--	36-51	.706	78	3.1	53-1	--	--	--	--	154	6.2
1961-62	16--	--	--	22-50	.440	--	--	12-14	.857	35	2.2	23-1	--	--	--	--	56	3.5
Totals	55--	--	--	117-300	.390	--	--	74-103	.718	180	3.3	100-2	--	--	--	--	308	5.6

Jahmai Mashack

#15 • G • 6-4 • 201 • Fontana, Calif. (Etiwanda HS)

Year	GP-GS	Min	Avg	FG-A	Pct	3FG-A	Pct	FT-A	Pct	Rebs	Avg	PF-FO	Ast	TO	Blk	Stl	Pts	Avg
2021-22	27-0	120	4.4	7-17	.412	1-3	.333	4-9	.444	20	0.7	21-0	8	9	2	11	19	0.7
2022-23	36-13	653	18.1	63-150	.420	11-35	.314	33-57	.579	85	2.4	65-2	55	46	10	51	170	4.7
2023-24	36-8	646	17.9	56-125	.448	14-39	.359	36-50	.720	111	3.1	78-1	46	22	11	30	162	4.5
Total	99-21	1419	14.3	126-292	.432	26-77	.338	73-116	.629	216	2.2	164-3	109	77	23	92	351	3.5

Darren Mathey

Year	GP-GS	Min	Avg	FG-A	Pct	3FG-A	Pct	FT-A	Pct	Rebs	Avg	PF-FO	Ast	TO	Blk	Stl	Pts	Avg
1994-95	1-0	1	1.0	0-0	.000	0-0	.000	0-0	.000	0	0.0	0-0	1	0	0	0	0	0.0

Kaylan Makan

#24 • G • 6-0 • 166 • Little Rock, Ark. (Pulaski Academy/Hargrave Military Academy [Va.]/The Citadel)

Year	GP-GS	Min	Avg	FG-A	Pct	3FG-A	Pct	FT-A	Pct	Rebs	Avg	PF-FO	Ast	TO	Blk	Stl	Pts	Avg
2023-24	1-0	2	2.0	0-0	.000	0-0	.000	0-0	.000	0	0.0	0-0	0	0	0	0	0	0.0

Jeronne Maymon

#34 • F • 6-8 • 260 • Madison, Wis. (Madison Memorial HS/Marquette U.)

Year	GP-GS	Min	Avg	FG-A	Pct	3FG-A	Pct	FT-A	Pct	Rebs	Avg	PF-FO	Ast	TO	Blk	Stl	Pts	Avg
2010-11	14-0	127	9.1	16-34	.471	0-2	.000	5-20	.250	39	2.8	18-0	3	14	0	2	37	2.6
2011-12	33-32	927	28.1	149-267	.558	0-5	.000	121-184	.658	267	8.1	93-4	39	82	10	32	419	12.7
2012-13	--	--	--	--	--	--	--	Redshirt	--	--	--	--	--	--	--	--	--	--
2013-14	37-36	1047	28.3	128-240	.533	0-1	.000	104-152	.684	300	8.1	100-5	39	64	15	25	360	9.7
Totals	84-68	2101	25.0	293-541	.542	0-8	.000	230-356	.646	606	7.2	211-9	81	160	25	59	816	9.7

Bobby Maze

#3 • G • 6-3 • 195 • Suitland, Md. (Suitland HS/The Patterson School [N.C.]/U. of Oklahoma/Hutchinson C.C. [Kan.])

Year	GP-GS	Min	Avg	FG-A	Pct	3FG-A	Pct	FT-A	Pct	Rebs	Avg	PF-FO	Ast	TO	Blk	Stl	Pts	Avg
2008-09	34-28	852	25.1	100-235	.426	29-91	.319	50-72	.694	83	2.4	64-1	109	54	5	34	279	8.2
2009-10	37-36	922	24.9	122-302	.404	27-107	.252	78-94	.830	89	2.4	59-1	118	52	4	28	349	9.4
Totals	71-64	1774	25.0	222-537	.413	56-198	.283	128-166	.771	172	2.4	123-2	227	106	9	62	628	8.8

Skylar McBee

#13 • G • 6-3 • 195 • Rutledge, Tenn. (Grainger HS)

Year	GP-GS	Min	Avg	FG-A	Pct	3FG-A	Pct	FT-A	Pct	Rebs	Avg	PF-FO	Ast	TO	Blk	Stl	Pts	Avg
2009-10	33-0	431	13.1	32-99	.323	25-80	.313	24-27	.889	38	1.2	53-0	18	16	0	18	113	3.4
2010-11	31-0	392	12.6	28-84	.333	22-68	.324	15-17	.882	31	1.0	43-0	18	15	1	23	93	3.0
2011-12	34-12	760	22.4	67-180	.372	63-161	.391	26-31	.839	44	1.3	57-1	25	25	1	22	223	6.6
2012-13	33-16	826	25.0	55-174	.316	51-156	.327	21-25	.840	40	1.2	60-1	17	14	0	11	182	5.5
Totals	131-28	2409	18.4	182-537	.339	161-465	.346	86-100	.860	153	1.2	213-2	78	70	2	74	611	4.7

Seth McDonald

#25 • F • 6-9 • 205 • Tullahoma, Tenn. (Tullahoma HS)

Year	GP-GS	Min	Avg	FG-A	Pct	3FG-A	Pct	FT-A	Pct	Rebs	Avg	PF-FO	Ast	TO	Blk	Stl	Pts	Avg
1979-80	5-0	17	3.4	1-4	.250	--	--	2-5	.400	5	1.0	1-0	0	2	0	2	4	0.8
1981-82	7-0	29	4.1	4-7	.571	--	--	2-4	.500	5	0.7	4-0	2	5	0	1	10	1.4
1982-83	9-0	21	2.3	0-3	.000	--	--	0-0	.000	7	0.8	1-0	0	1	0	0	0	0.0
1983-84	11-0	50	4.5	4-7	.571	--	--	2-8	.250	11	1.0	6-0	3	5	0	0	10	0.9
Totals	32-0	117	3.7	9-21	.429	--	--	6-17	.353	28	0.9	12-0	5	13	0	3	24	0.8

Scooter McFadgon

#2 • G • 6-5 • 205 • Memphis, Tenn. (Raleigh-Egypt HS/U. of Memphis)

Year	GP-GS	Min	Avg	FG-A	Pct	3FG-A	Pct	FT-A	Pct	Rebs	Avg	PF-FO	Ast	TO	Blk	Stl	Pts	Avg
2003-04	28-27	877	31.3	147-373	.394	65-171	.380	134-147	.912	123	4.4	50-0	56	65	0	16	493	17.6
2004-05	26-25	785	30.2	125-319	.392	45-135	.333	77-93	.828	105	4.0	44-0	49	45	6	18	372	14.3
Totals	54-52	1662	30.8	272-692	.393	110-306	.359	211-240	.879	228	4.2	94-0	105	110	6	34	865	16.0

Jabari McGhee

#21 • F • 6-8 • 210 • Albany, Ga. (Monroe HS/Hargrave Military Academy [Va.])

Year	GP-GS	Min	Avg	FG-A	Pct	3FG-A	Pct	FT-A	Pct	Rebs	Avg	PF-FO	Ast	TO	Blk	Stl	Pts	Avg
2014-15	8-2	103	12.9	14-20	.700	0-0	.000	7-17	.412	30	3.8	24-3	0	3	1	3	35	4.4
2015-16	6-0	65	10.8	9-17	.529	0-0	.000	5-6	.833	19	3.2	17-0	0	1	3	4	23	3.8
Totals	14-2	168	12.0	23-37	.622	0-0	.000	12-23	.522	49	3.5	41-3	0	4	4	7	58	4.1

Larry McIntosh

#42 • G • 6-1 • 185 • Franklin, Ohio (Carlisle HS)

Year	GP-GS	Min	Avg	FG-A	Pct	3FG-A	Pct	FT-A	Pct	Rebs	Avg	PF-FO	Ast	TO	Blk	Stl	Pts	Avg
1963-64	24--	--	--	68-166	.410	--	--	44-64	.688	76	3.2	57-2	--	--	--	--	180	7.5
1964-65	25--	--	--	97-230	.422	--	--	110-142	.775	101	4.0	63-1	--	--	--	--	304	12.2
1965-66	26--	--	--	79-222	.356	--	--	72-99	.727	104	4.0	49-1	--	--	--	--	230	8.8
Totals	75--	--	--	244-618	.395	--	--	226-305	.741	281	3.7	169-4	--	--	--	--	714	9.5

Barry McKinnon

#11 • G • 5-9 • 150 • Knoxville, Tenn. (Knoxville HS)

Year	GP-GS	Min	Avg	FG-A	Pct	3FG-A	Pct	FT-A	Pct	Rebs	Avg	PF-FO	Ast	TO	Blk	Stl	Pts	Avg
1952-53	4--	--	--	3-9	.333	--	--	5-5	1.00	2	0.5	--	--	--	--	--	11	2.8
1953-54	14--	--	--	5-15	.333	--	--	7-14	.500	12	0.9	6--	--	--	--	--	17	1.2
Totals	18--	--	--	8-24	.333	--	--	12-19	.632	14	0.8	6--	--	--	--	--	28	1.6

Jordan McRae

#1/#52 • G • 6-6 • 185 • Midway, Ga. (Liberty County HS)

Year	GP-GS	Min	Avg	FG-A	Pct	3FG-A	Pct	FT-A	Pct	Rebs	Avg	PF-FO	Ast	TO	Blk	Stl	Pts	Avg
2010-11	10-0	53	5.3	6-19	.316	1-9	.111	5-11	.455	8	0.8	5-0	0	5	4	2	18	1.8
2011-12	34-15	738	21.7	97-257	.377	39-119	.328	60-79	.759	99	2.9	58-2	52	50	26	20	293	8.6
2012-13	33-22	1108	33.6	170-402	.423	60-169	.355	118-153	.771	136	4.1	77-4	66	93	29	26	518	15.7
2013-14	37-37	1191	32.2	223-512	.436	79-225	.351	167-212	.788	128	3.5	78-1	91	77	38	25	692	18.7
Totals	114-74	3090	27.1	496-1190	.417	179-522	.343	350-455	.769	371	3.3	218-7	209	225	97	73	1521	13.3

James Meriweather

#21 • G • 6-3 • 185 • Baxley, Ga. (Appling County HS)

Year	GP-GS	Min	Avg	FG-A	Pct	3FG-A	Pct	FT-A	Pct	Rebs	Avg	PF-FO	Ast	TO	Blk	Stl	Pts	Avg
1977-78	20--	--	--	11-31	.355	--	--	5-7	.714	12	0.6	20-0	4	9	1	0	27	1.4
1978-79	7--	19	2.7	3-10	.300	--	--	4-7	.571	6	0.9	1-0	2	5	0	2	10	1.4
Totals	27--	19	--	14-41	.341	--	--	9-14	.643	18	0.7	21-0	6	14	1	2	37	1.4

Dwight Miller

#25 • G • 6-8 • 245 • Nassau, Bahamas (St. Pius X HS [Texas]/Pittsburgh/Midland College [Texas])

Year	GP-GS	Min	Avg	FG-A	Pct	3FG-A	Pct	FT-A	Pct	Rebs	Avg	PF-FO	Ast	TO	Blk	Stl	Pts	Avg
2011-12	23-0	161	7.0	25-49	.510	4-8	.500	2-8	.250	35	1.5	20-0	1	4	14	5	56	2.4

ALL-TIME PLAYER STATISTICS

Lionel Miller #22 • G • 6-5 • 200 • Newport News, Va. (Ferguson HS)

Year	GP-GS	Min	Avg	FG-A	Pct	3FG-A	Pct	FT-A	Pct	Rebs	Avg	PF-FO	Ast	TO	Blk	Stl	Pts	Avg
1984-85	11-0	35	3.2	5-18	.278	--	--	2-2	1.00	6	0.5	5-0	6	3	1	2	12	1.1

William Mills #41 • F • 6-6 • 195 • Millen, Ga. (Jenkins County HS)

Year	GP-GS	Min	Avg	FG-A	Pct	3FG-A	Pct	FT-A	Pct	Rebs	Avg	PF-FO	Ast	TO	Blk	Stl	Pts	Avg
1982-83	10-0	56	5.6	7-20	.350	--	--	4-4	1.00	6	0.6	13-0	1	5	0	1	18	1.8

Darryl Milson #32 • F • 6-6 • 205 • Savannah, Ga. (Savannah HS)

Year	GP-GS	Min	Avg	FG-A	Pct	3FG-A	Pct	FT-A	Pct	Rebs	Avg	PF-FO	Ast	TO	Blk	Stl	Pts	Avg
1990-91	34-7	430	12.6	50-95	.526	1-1	1.00	20-31	.645	90	2.6	46-0	21	28	3	22	121	3.6
1991-92	12-3	142	11.8	23-44	.523	0-1	0.000	2-6	.333	37	3.1	20-0	8	11	3	6	48	4.0
1992-93	9-0	44	4.9	7-12	.583	0-0	0.000	3-6	.500	10	1.1	3-0	5	6	0	3	17	1.9
Totals	55-10	616	11.2	80-151	.530	1-2	.500	25-43	.581	137	2.5	69-0	34	45	6	31	186	3.4

David Mitchell #12 • G • 6-0 • 175 • Coeburn, Va. (Coeburn HS)

Year	GP-GS	Min	Avg	FG-A	Pct	3FG-A	Pct	FT-A	Pct	Rebs	Avg	PF-FO	Ast	TO	Blk	Stl	Pts	Avg
1973-74	1--	--	--	1-2	.500	--	--	0-0	.000	0	0.0	0-0	0	--	--	--	2	2.0

Gil Monroe #44 • F • 6-2 • 178 • Dayton, Ohio (Colonel White HS)

Year	GP-GS	Min	Avg	FG-A	Pct	3FG-A	Pct	FT-A	Pct	Rebs	Avg	PF-FO	Ast	TO	Blk	Stl	Pts	Avg
1963-64	10--	--	--	6-10	.600	--	--	0-0	.000	6	0.6	7-0	--	--	--	--	12	1.2
1964-65	17--	--	--	11-29	.379	--	--	3-6	.500	21	1.2	11-0	--	--	--	--	25	1.5
Totals	27--	--	--	17-39	.436	--	--	3-6	.500	27	1.0	18-0	--	--	--	--	37	1.4

Ed "Britches" Montgomery #12 • G • 5-11 • 150 • Knoxville, Tenn.

Year	GP-GS	Min	Avg	FG-A	Pct	3FG-A	Pct	FT-A	Pct	Rebs	Avg	PF-FO	Ast	TO	Blk	Stl	Pts	Avg
1947-48	25--	--	--	77-303	.254	--	--	59-96	.615	--	--	70--	--	--	--	--	213	8.5
1948-49	26--	--	--	108-414	.261	--	--	80-128	.625	--	--	90--	--	--	--	--	296	11.4
Totals	51--	--	--	185-717	.258	--	--	139-224	.621	--	--	160--	--	--	--	--	509	10.0

Dan Moody #33 • F • 6-5 • 185 • Blountville, Tenn. (Sullivan Central HS)

Year	GP-GS	Min	Avg	FG-A	Pct	3FG-A	Pct	FT-A	Pct	Rebs	Avg	PF-FO	Ast	TO	Blk	Stl	Pts	Avg
1972-73	3--	--	--	2-3	.667	--	--	0-0	.000	6	2.0	3-0	0	--	--	--	4	1.3

Armani Moore #4 • G/F • 6-4 • 217 • Kennesaw, Ga. (Mt. Paran Christian School)

Year	GP-GS	Min	Avg	FG-A	Pct	3FG-A	Pct	FT-A	Pct	Rebs	Avg	PF-FO	Ast	TO	Blk	Stl	Pts	Avg
2012-13	30-16	397	13.2	30-80	.375	4-15	.267	8-16	.500	77	2.6	48-1	20	31	18	17	72	2.4
2013-14	33-0	426	12.9	39-83	.470	7-26	.269	17-29	.586	73	2.2	46-0	22	9	20	15	102	3.1
2014-15	32-32	989	30.9	125-281	.445	6-33	.182	74-120	.617	216	6.8	91-2	69	74	39	46	330	10.3
2015-16	33-33	1080	32.7	149-360	.414	18-57	.316	87-154	.565	251	7.6	91-1	134	85	54	39	403	12.2
Totals	128-81	2892	22.6	343-804	.427	35-131	.267	186-319	.583	617	4.8	276-4	245	199	131	117	907	7.1

Don Moore #21 • F • 6-4 • 205 • Virginia Beach, Va. (Green Run HS)

Year	GP-GS	Min	Avg	FG-A	Pct	3FG-A	Pct	FT-A	Pct	Rebs	Avg	PF-FO	Ast	TO	Blk	Stl	Pts	Avg
1990-91	12-0	15	1.3	2-2	1.00	0-0	.000	0-0	.000	4	0.3	2-0	0	3	1	4	4	0.3

Jason Moore #22 • G • 6-2 • 180 • Franklin, Tenn (Franklin HS)

Year	GP-GS	Min	Avg	FG-A	Pct	3FG-A	Pct	FT-A	Pct	Rebs	Avg	PF-FO	Ast	TO	Blk	Stl	Pts	Avg
1994-95	19-0	181	9.5	9-28	.321	8-23	.348	1-2	.500	10	0.5	15-0	8	13	0	2	27	1.4

Scott Moore #33 • C • 6-11 • 255 • Carthage, Tenn. (Smith County HS)

Year	GP-GS	Min	Avg	FG-A	Pct	3FG-A	Pct	FT-A	Pct	Rebs	Avg	PF-FO	Ast	TO	Blk	Stl	Pts	Avg
1995-96	23-1	200	8.7	12-33	.364	0-0	.000	3-11	.273	30	1.3	20-0	3	15	14	1	27	1.2
1996-97	19-0	119	6.3	5-12	.417	0-0	.000	0-3	.000	18	0.9	12-0	0	15	2	1	10	0.5
1997-98	21-1	129	6.1	7-15	.467	0-0	.000	1-7	.143	26	1.2	3-0	2	9	7	1	15	0.7
Totals	63-2	448	7.1	24-60	.400	0-0	.000	4-21	.190	74	1.2	35-0	5	39	23	3	52	0.8

David Moss #44 • F • 6-3 • 185 • Ringgold, Ga. (Ringgold HS)

Year	GP-GS	Min	Avg	FG-A	Pct	3FG-A	Pct	FT-A	Pct	Rebs	Avg	PF-FO	Ast	TO	Blk	Stl	Pts	Avg
1973-74	5--	--	--	4-7	.571	--	--	4-7	.571	19	3.8	10-0	0	--	--	--	12	2.4

Howie Moss #16 • F • 6-3 • 180 • Oak Ridge, Tenn. (Oak Ridge HS)

Year	GP-GS	Min	Avg	FG-A	Pct	3FG-A	Pct	FT-A	Pct	Rebs	Avg	PF-FO	Ast	TO	Blk	Stl	Pts	Avg
1959-60	16--	--	--	27-88	.307	--	--	18-27	.667	74	4.6	59-5	--	--	--	--	72	4.5
1961-62	22--	--	--	51-121	.421	--	--	26-46	.565	108	4.9	53-4	--	--	--	--	128	5.8
Totals	38--	--	--	78-209	.373	--	--	44-73	.603	182	4.8	112-9	--	--	--	--	200	5.3

Detrick Mostella #15 • G • 6-1 • 175 • Decatur, Ala. (La Lumiere School [Ind.]/Notre Dame Prep [Mass.])

Year	GP-GS	Min	Avg	FG-A	Pct	3FG-A	Pct	FT-A	Pct	Rebs	Avg	PF-FO	Ast	TO	Blk	Stl	Pts	Avg
2014-15	31-1	364	11.7	34-123	.276	22-81	.272	14-20	.700	27	0.9	34-0	15	30	1	9	104	3.4
2015-16	34-4	667	19.6	95-262	.363	47-155	.303	50-68	.735	74	2.2	66-1	40	45	6	9	287	8.4
2016-17	15-1	323	21.5	53-131	.405	26-70	.371	26-37	.703	59	3.9	31-1	18	22	6	6	158	10.5
Totals	80-6	1354	16.9	182-516	.353	95-306	.310	90-125	.720	160	2.0	131-2	73	97	13	24	549	6.9

Rob Murphy #15 • F • 6-8 • 233 • Brentwood, Tenn. (Brentwood Academy/Lipscomb U.)

Year	GP-GS	Min	Avg	FG-A	Pct	3FG-A	Pct	FT-A	Pct	Rebs	Avg	PF-FO	Ast	TO	Blk	Stl	Pts	Avg
2011-12	3-0	5	1.7	0-1	.000	0-0	.000	1-2	.500	1	0.3	1-0	0	0	0	1	1	0.3
2012-13	2-0	3	1.5	0-0	.000	0-0	.000	0-0	.000	0	0.0	0-0	0	2	0	0	0	0.0
Totals	5-0	8	1.6	0-1	.000	0-0	.000	1-2	.500	1	0.2	1-0	0	2	0	1	1	0.2

Kerry Myers #30 • G • 6-3 • 202 • Celina, Ohio (Celina HS)

Year	GP-GS	Min	Avg	FG-A	Pct	3FG-A	Pct	FT-A	Pct	Rebs	Avg	PF-FO	Ast	TO	Blk	Stl	Pts	Avg
1967-68	16--	--	--	7-22	.318	--	--	10-16	.625	11	0.7	10-0	--	--	--	--	24	1.5
1968-69	8--	--	--	2-6	.333	--	--	0-2	.000	2	0.3	4-0	9	--	--	--	4	0.5
1969-70	25--	--	--	46-115	.400	--	--	23-38	.605	86	3.4	45-0	23	--	--	--	115	4.6
Totals	49--	--	--	55-143	.385	--	--	33-56	.589	99	2.0	59-0	32	--	--	--	143	2.9

ALL-TIME PLAYER STATISTICS

David Mynatt

#34 • F/G • 6-2 • 160 • Knoxville, Tenn. (Carter HS)

Year	GP-GS	Min	Avg	FG-A	Pct	3FG-A	Pct	FT-A	Pct	Rebs	Avg	PF-FO	Ast	TO	Blk	Stl	Pts	Avg
1981-82	2-0	3	1.5	0-0	.000	--	--	0-0	.000	0	0.0	0-0	0	0	0	0	0	0.0

Kirk Naler

#32 • F • 6-7 • 210 • Gadsden, Ala. (Westminster Christian)

Year	GP-GS	Min	Avg	FG-A	Pct	3FG-A	Pct	FT-A	Pct	Rebs	Avg	PF-FO	Ast	TO	Blk	Stl	Pts	Avg
1981-82	8-0	32	4.0	4-5	.800	--	--	0-1	.000	5	0.6	3-0	3	2	1	0	8	1.0
1982-83	21-1	162	7.7	14-45	.311	--	--	7-9	.778	23	1.1	28-1	10	22	2	8	35	1.7
1983-84	23-5	286	12.4	28-55	.509	--	--	15-18	.833	34	1.5	22-0	18	25	2	6	71	3.1
1984-85	31-13	362	11.7	33-89	.371	--	--	6-9	.667	53	1.7	34-0	35	25	3	15	72	2.3
Totals	83-19	842	10.1	79-194	.407	--	--	28-37	.757	115	1.4	87-1	66	74	8	29	186	2.2

Kevin Nash

#43 • C • 6-10 • 225 • Trenton, Mich. (Aquinas HS)

Year	GP-GS	Min	Avg	FG-A	Pct	3FG-A	Pct	FT-A	Pct	Rebs	Avg	PF-FO	Ast	TO	Blk	Stl	Pts	Avg
1977-78	27--	--	--	49-104	.471	--	--	22-39	.564	140	5.2	81-3	14	34	5	5	120	4.4
1978-79	29-0	402	13.9	64-137	.467	--	--	25-43	.581	104	3.6	74-3	7	56	13	5	153	5.3
1979-80	29-26	486	16.8	64-146	.438	--	--	29-63	.460	117	4.0	69-1	9	37	5	5	157	5.4
Totals	85-26	888	--	177-387	.457	--	--	76-145	.524	361	4.2	224-7	30	127	23	15	430	5.1

Rawane "Pops" Ndiaye #10 • C • 6-10 • 275 • Raleigh, N.C. (Woodrow Wilson HS/Indian Hills

C.C. [Iowa])

Year	GP-GS	Min	Avg	FG-A	Pct	3FG-A	Pct	FT-A	Pct	Rebs	Avg	PF-FO	Ast	TO	Blk	Stl	Pts	Avg
2013-14	22-0	72	3.3	8-18	.444	0-0	.000	4-8	.500	21	1.0	11-0	0	8	2	0	20	0.9

Herb Neff

#22 • C • 6-4 • 180 • Knoxville, Tenn.

Year	GP-GS	Min	Avg	FG-A	Pct	3FG-A	Pct	FT-A	Pct	Rebs	Avg	PF-FO	Ast	TO	Blk	Stl	Pts	Avg
1950-51	19--	--	--	37-112	.330	--	--	13-33	.394	--	--	32--	--	--	--	--	87	4.6
1951-52	20--	--	--	104-223	.466	--	--	74-131	.565	--	--	74--	--	--	--	--	282	14.1
Totals	39--	--	--	141-335	.421	--	--	87-164	.530	--	--	106--	--	--	--	--	369	9.5

Emmanuel Negedu

#5 • F • 6-7 • 230 • Kaduna, Nigeria (Brewster Academy [N.H.])

Year	GP-GS	Min	Avg	FG-A	Pct	3FG-A	Pct	FT-A	Pct	Rebs	Avg	PF-FO	Ast	TO	Blk	Stl	Pts	Avg
2008-09	33-0	236	7.2	17-36	.472	1-3	.333	28-35	.800	56	1.7	30-1	8	9	11	8	63	1.9

Clint Newman

#25 • G • 6-2 • 170 • Maryville, Tenn. (Maryville HS)

Year	GP-GS	Min	Avg	FG-A	Pct	3FG-A	Pct	FT-A	Pct	Rebs	Avg	PF-FO	Ast	TO	Blk	Stl	Pts	Avg
1993-94	10-0	32	3.2	1-3	.333	0-0	.000	3-4	.750	6	0.6	3-0	2	12	0	1	5	0.5
1994-95	5-0	8	1.6	0-2	.000	0-0	.000	0-0	.000	2	0.4	0-0	0	0	0	0	0	0.0
1995-96	3-0	5	1.7	1-1	1.00	0-0	.000	0-0	.000	0	0.0	1-0	0	0	0	0	2	0.7
Totals	18-0	45	2.5	2-6	.333	0-0	.000	3-4	.750	8	0.4	4-0	2	12	0	1	7	0.4

Paul Newman

#18 • F • 6-4 • 175 • Mason Hall, Tenn. (Mason Hall HS)

Year	GP-GS	Min	Avg	FG-A	Pct	3FG-A	Pct	FT-A	Pct	Rebs	Avg	PF-FO	Ast	TO	Blk	Stl	Pts	Avg
1957-58	4--	--	--	2-2	1.00	--	--	1-2	.500	2	0.5	1-0	--	--	--	--	5	1.3

Lewis Neyland

#17 • F • 6-3 • 165 • Knoxville, Tenn. (Knoxville HS)

Year	GP-GS	Min	Avg	FG-A	Pct	3FG-A	Pct	FT-A	Pct	Rebs	Avg	PF-FO	Ast	TO	Blk	Stl	Pts	Avg
1952-53	4--	--	--	0-4	.000	--	--	1-2	.500	2	0.5	--	--	--	--	--	1	0.3
1953-54	16--	--	--	34-84	.405	--	--	26-41	.634	48	3.0	29--	--	--	--	--	94	5.9
1954-55	19--	--	--	58-167	.347	--	--	39-67	.582	91	4.8	58--	--	--	--	--	155	8.2
1955-56	24--	--	--	75-232	.323	--	--	38-75	.507	157	6.5	81--	--	--	--	--	188	7.8
Totals	63--	--	--	167-487	.343	--	--	104-185	.562	298	4.7	168--	--	--	--	--	438	7.0

Dyron Nix

#31 • F • 6-7 • 210 • Fort Walton Beach, Fla. (Fort Walton HS)

Year	GP-GS	Min	Avg	FG-A	Pct	3FG-A	Pct	FT-A	Pct	Rebs	Avg	PF-FO	Ast	TO	Blk	Stl	Pts	Avg
1985-86	25-13	585	23.4	71-150	.473	--	--	34-51	.667	108	4.3	70-3	13	37	18	16	176	7.0
1986-87	29-29	1039	35.8	153-283	.541	0-2	.000	102-161	.634	294	10.1	92-5	15	70	53	37	408	14.1
1987-88	29-29	1039	35.8	235-460	.511	1-7	.143	173-227	.762	261	9.0	74-1	16	80	31	34	644	22.2
1988-89	30-16	1078	35.9	254-492	.516	38-103	.369	103-144	.715	281	9.4	69-1	57	81	40	51	649	21.6
Totals	113-97	3741	33.1	713-1385	.515	39-112	.348	412-583	.707	944	8.4	305-10	101	268	142	138	1877	16.6

Olivier Nkamhoua

#21/13 • F • 6-9 • 236 • Helsinki, Finland (Bishop Walsh School [Md.])

Year	GP-GS	Min	Avg	FG-A	Pct	3FG-A	Pct	FT-A	Pct	Rebs	Avg	PF-FO	Ast	TO	Blk	Stl	Pts	Avg
2019-20	30-0	343	11.4	39-70	.557	1-5	.200	19-31	.613	91	3.0	47-0	10	31	15	4	98	3.3
2020-21	24-0	172	7.2	26-46	.565	0-0	.000	4-9	.444	32	1.3	25-0	4	6	6	6	56	2.3
2021-22	22-22	473	21.5	75-151	.497	13-29	.448	26-36	.722	124	5.6	44-2	27	33	25	10	189	8.6
2022-23	36-36	912	25.3	157-306	.513	18-54	.333	58-83	.699	180	5.0	71-1	73	58	22	16	390	10.8
Totals	112-58	1900	17.0	297-573	.518	32-88	.364	107-159	.673	427	3.8	187-3	114	128	68	36	733	6.5

Jim Otte

#22 • G • 6-1 • 190 • Covington, Ky. (Holmes HS)

Year	GP-GS	Min	Avg	FG-A	Pct	3FG-A	Pct	FT-A	Pct	Rebs	Avg	PF-FO	Ast	TO	Blk	Stl	Pts	Avg
1955-56	3--	--	--	0-4	.000	--	--	3-4	.750	1	0.3	1-0	--	--	--	--	3	1.0

Tariq Owens #11 • F • 6-10 • 205 • Odenton, Md. (St. Vincent Pallotti HS/Mt. Zion Prep School)

Year	GP-GS	Min	Avg	FG-A	Pct	3FG-A	Pct	FT-A	Pct	Rebs	Avg	PF-FO	Ast	TO	Blk	Stl	Pts	Avg
2014-15	28-5	214	7.6	12-34	.353	0-0	.000	10-19	.526	31	1.1	40-0	3	11	13	5	34	1.2

Jerry Parker

#42 • G • 6-2 • 174 • Campbellsville, Ky. (Taylor County HS)

Year	GP-GS	Min	Avg	FG-A	Pct	3FG-A	Pct	FT-A	Pct	Rebs	Avg	PF-FO	Ast	TO	Blk	Stl	Pts	Avg
1961-62	23--	--	--	106-269	.394	--	--	43-60	.717	149	6.5	59-3	--	--	--	--	255	11.1
1962-63	24--	--	--	84-179	.469	--	--	33-47	.702	126	5.3	70-5	--	--	--	--	201	8.4
Totals	47--	--	--	190-448	.424	--	--	76-107	.710	275	5.9	129-8	--	--	--	--	456	9.7

Kwe Parker

#12 • G • 6-0 • 181 • Fayetteville, N.C. (Wesleyan Christian Academy)

Year	GP-GS	Min	Avg	FG-A	Pct	3FG-A	Pct	FT-A	Pct	Rebs	Avg	PF-FO	Ast	TO	Blk	Stl	Pts	Avg
2016-17	25-1	202	8.1	10-31	.323	3-13	.231	1-8	.125	21	0.8	30-0	22	23	3	6	24	1.0

Bob Parmenter

#16 • G • 5-11 • 156 • Vincennes, Ind.

Year	GP-GS	Min	Avg	FG-A	Pct	3FG-A	Pct	FT-A	Pct	Rebs	Avg	PF-FO	Ast	TO	Blk	Stl	Pts	Avg
1951-52	20--	--	--	69-197	.350	--	--	28-53	.528	--	--	61--	--	--	--	--	166	8.3

ALL-TIME PLAYER STATISTICS

Ralph Parton

#15 • G • 5-7 • 140 • Hebron, Ky. (Conner HS)

Year	GP-GS	Min	Avg	FG-A	Pct	3FG-A	Pct	FT-A	Pct	Rebs	Avg	PF-FO	Ast	TO	Blk	Stl	Pts	Avg
1976-77	4--	--	--	--	--	--	--	0-1.000	--	2	0.5	2-0	1	--	--	--	0	0.0
1977-78	4--	--	--	--	--	--	--	4-5 .800	--	1	0.3	3-0	2	1	0	0	4	1.0
1978-79	1--	1	1.0	--	--	--	--	0-0.000	--	0	0.0	0-0	0	0	0	0	0	0.0
1979-80	23-1	216	9.4	--	--	--	--	23-33 .697	--	10	0.4	26-2	56	31	1	7	39	1.7
Totals	32-1	217	--	--	--	--	--	27-39 .692	--	13	0.4	31-2	59	32	1	7	43	1.3

Tony Passley

#13 • F • 6-5 • 218 • Indianapolis, Ind. (North Central HS/Redlands C.C. [Okla.])

Year	GP-GS	Min	Avg	FG-A	Pct	3FG-A	Pct	FT-A	Pct	Rebs	Avg	PF-FO	Ast	TO	Blk	Stl	Pts	Avg
2006-07	17-0	115	6.8	--	--	--	--	1-4 .250	--	29	1.7	28-0	8	18	3	2	31	1.8

Andre Patterson

#22 • F • 6-7 • 217 • Los Angeles, Calif. (Washington Prep/UCLA)

Year	GP-GS	Min	Avg	FG-A	Pct	3FG-A	Pct	FT-A	Pct	Rebs	Avg	PF-FO	Ast	TO	Blk	Stl	Pts	Avg
2004-05	31-22	765	24.7	96-169	.568	1-2	.500	36-58	.621	191	6.2	86-3	37	58	32	24	22.9	7.4
2005-06	30-16	755	25.2	114-238	.479	1-7	.143	54-84	.643	201	6.7	91-1	49	61	34	37	28.3	9.4
Totals	61-38	1520	24.9	210-407	.516	2-9	.222	90-142	.634	392	6.4	177-4	86	119	66	61	51.2	8.4

Steven Pearl

#22 • F • 6-5 • 235 • Knoxville, Tenn. (West HS)

Year	GP-GS	Min	Avg	FG-A	Pct	3FG-A	Pct	FT-A	Pct	Rebs	Avg	PF-FO	Ast	TO	Blk	Stl	Pts	Avg
2007-08	19-0	52	2.7	5-11	.455	0-0	0.000	0-2	0.000	8	0.4	7-0	4	3	0	1	10	0.5
2008-09	17-0	73	4.3	2-10	.200	0-1	0.000	3-6	.500	9	0.5	7-0	5	8	0	1	7	0.4
2009-10	31-0	339	10.9	20-42	.476	0-0	0.000	5-19	.263	40	1.3	44-0	19	19	4	13	45	1.5
2010-11	34-1	381	11.2	29-53	.547	0-0	0.000	6-14	.429	53	1.6	62-0	23	23	4	21	64	1.9
Totals	101-1	845	8.4	56-116	.483	0-1	0.000	14-41	.341	110	1.1	120-0	51	53	8	36	126	1.2

Roger Peltz

#12 • F • 6-5 • 205 • Royal Oak, Mich. (Kimball HS)

Year	GP-GS	Min	Avg	FG-A	Pct	3FG-A	Pct	FT-A	Pct	Rebs	Avg	PF-FO	Ast	TO	Blk	Stl	Pts	Avg
1968-69	6--	--	--	--	3-4 .750	--	--	4-11 .364	7	1.2	5-0	0	--	--	--	--	10	1.7
1969-70	5--	--	--	--	3-7 .429	--	--	2-4 .500	9	1.8	7-0	0	--	--	--	--	8	1.6
1970-71	11--	--	--	--	6-17 .353	--	--	0-3 .000	13	1.2	5-0	2	--	--	--	--	12	1.1
Totals	22--	--	--	--	12-28 .429	--	--	6-18 .333	29	1.3	17-0	2	--	--	--	--	30	1.4

Drew Pember

#3 • F • 6-10 • 190 • Knoxville, Tenn. (Bearden HS)

Year	GP-GS	Min	Avg	FG-A	Pct	3FG-A	Pct	FT-A	Pct	Rebs	Avg	PF-FO	Ast	TO	Blk	Stl	Pts	Avg
2019-20	22-0	121	5.5	8-24	.333	3-15	.200	10-14	.714	22	1.0	14-0	5	5	2	1	29	1.3
2020-21	10-0	28	2.8	1-9	.111	0-4	.000	0-0	.000	3	0.3	3-0	4	2	1	2	0	0.2
Totals	32-0	149	4.7	9-33	.273	3-19	.158	10-14	.714	25	0.8	17-0	9	7	3	3	31	1.0

Bob Perigo

#44/#45/#12/#13 • F • 6-4 • 185 • Lafayette, Ind. (Jefferson HS)

Year	GP-GS	Min	Avg	FG-A	Pct	3FG-A	Pct	FT-A	Pct	Rebs	Avg	PF-FO	Ast	TO	Blk	Stl	Pts	Avg
1958-59	5--	--	--	5-12	.417	--	--	3-4	.750	11	2.2	4-0	--	--	--	--	13	2.6
1959-60	10--	--	--	5-29	.172	--	--	16-23	.696	24	2.4	16-0	--	--	--	--	26	2.6
1960-61	7--	--	--	1-11	.091	--	--	1-4	.250	9	1.3	7-0	--	--	--	--	3	0.4
Totals	22--	--	--	11-52	.212	--	--	20-31	.645	44	2.0	27-0	--	--	--	--	42	1.9

Malcolm "Mac" Petty

#40 • F • 6-4 • 203 • Wooster, Ohio (Wooster HS)

Year	GP-GS	Min	Avg	FG-A	Pct	3FG-A	Pct	FT-A	Pct	Rebs	Avg	PF-FO	Ast	TO	Blk	Stl	Pts	Avg	
1965-66	6--	--	--	--	--	3-10	.300	--	--	1-3	.333	3	0.5	3-0	--	--	--	7	1.2
1966-67	12--	--	--	--	--	1-8	.125	--	--	2-3	.667	4	0.3	5-0	--	--	--	4	0.3
1967-68	11--	--	--	--	--	2-7	.286	--	--	2-3	.667	9	0.8	4-0	--	--	--	6	0.5
Totals	29--	--	--	--	--	6-25	.240	--	--	5-9	.556	16	0.6	12-0	--	--	--	17	0.6

Joe Pietropola

#14 • F • 6-3 • 190 • Pittsburgh, Pa. (Penn Hills HS)

Year	GP-GS	Min	Avg	FG-A	Pct	3FG-A	Pct	FT-A	Pct	Rebs	Avg	PF-FO	Ast	TO	Blk	Stl	Pts	Avg
1964-65	7--	--	--	6-9	.667	--	--	4-9	.444	7	1.0	12-0	--	--	--	--	16	2.3

Cade Phillips

#2 • F • 6-9 • 212 • Jacksonville, Ala. (Link Academy [Mo.])

Year	GP-GS	Min	Avg	FG-A	Pct	3FG-A	Pct	FT-A	Pct	Rebs	Avg	PF-FO	Ast	TO	Blk	Stl	Pts	Avg
2023-24	13-0	80	6.2	2-3	.667	0-0	.000	8-9	.889	18	1.4	11-0	5	3	4	1	12	0.9

Julian Phillips

#2 • F • 6-8 • 198 • Blythewood, S.C. (Link Academy [Mo.])

Year	GP-GS	Min	Avg	FG-A	Pct	3FG-A	Pct	FT-A	Pct	Rebs	Avg	PF-FO	Ast	TO	Blk	Stl	Pts	Avg
2022-23	32-25	767	24.0	79-192	.411	11-46	.239	97-118	.822	150	4.7	56-0	46	41	17	20	266	8.3

Shembari Phillips

#25 • G • 6-3 • 192 • Atlanta, Ga. (Wheeler HS)

Year	GP-GS	Min	Avg	FG-A	Pct	3FG-A	Pct	FT-A	Pct	Rebs	Avg	PF-FO	Ast	TO	Blk	Stl	Pts	Avg
2015-16	33-11	535	16.2	60-147	.408	21-57	.368	36-47	.766	61	1.8	72-2	32	44	5	8	177	5.4
2016-17	31-13	648	20.9	58-151	.384	18-48	.375	58-75	.773	95	3.1	74-2	52	44	4	19	192	6.2
Totals	64-24	1183	18.5	118-298	.396	39-105	.371	94-122	.770	156	2.4	146-4	84	88	9	27	369	5.8

Rex Pitts

#15 • F • 6-3 • 185 • Sheridan, Ind.

Year	GP-GS	Min	Avg	FG-A	Pct	3FG-A	Pct	FT-A	Pct	Rebs	Avg	PF-FO	Ast	TO	Blk	Stl	Pts	Avg
1952-53	4--	--	--	2-5	.400	--	--	0-0	.000	0	0.0	--	--	--	--	--	4	1.0

Uroš Playšić

#34/#33 • F • 7-1 • 265 • Ivanjica, Serbia (Hamilton Heights Christian Academy [Tenn.]/Arizona State U.)

Academy [Tenn./Arizona State U.]																		
Year	GP-GS	Min	Avg	FG-A	Pct	3FG-A	Pct	FT-A	Pct	Rebs	Avg	PF-FO	Ast	TO	Blk	Stl	Pts	Avg
2019-20	16-3	117	7.3	16-38	.421	0-0	0.000	10-15	.667	15	0.9	25-0	3	9	0	3	42	2.6
2020-21	16-1	71	4.4	7-15	.467	0-0	0.000	4-10	.400	17	1.1	5-0	5	2	3	1	18	1.1
2021-22	35-21	494	14.1	59-103	.573	0-1	0.000	30-54	.556	140	4.0	61-0	17	29	7	14	148	4.2
2022-23	34-20	464	13.6	75-118	.636	0-0	0.000	18-53	.340	115	3.4	68-1	24	30	10	15	168	4.9
Totals	101-45	1146	11.3	157-274	.573	0-1	0.000	62-132	.470	287	2.8	159-1	49	70	20	33	376	3.7

Ben "Skip" Plotnicki

#34 • F • 6-2 • 170 • Knoxville, Tenn. (Catholic HS)

Year	GP-GS	Min	Avg	FG-A	Pct	3FG-A	Pct	FT-A	Pct	Rebs	Avg	PF-FO	Ast	TO	Blk	Stl	Pts	Avg
1962-63	9--	--	--	--	1-1 .100	--	--	3-4 .750	3	0.3	1-0	--	--	--	--	--	5	0.6
1963-64	10--	--	--	--	3-5 .600	--	--	0-1 .000	4	0.4	2-0	--	--	--	--	--	6	0.6
1964-65	13--	--	--	--	8-14 .571	--	--	3-5 .600	13	1.0	6-0	--	--	--	--	--	19	1.5
Totals	32--	--	--	--	12-20 .600	--	--	6-10 .600	20	0.6	9-0	--	--	--	--	--	30	0.9

ALL-TIME PLAYER STATISTICS

Yves Pons

Year	GP-GS	Min	Avg	FG-A	Pct
2017-18	24-0	124	5.2	7-14	500
2018-19	35-13	411	11.7	32-62	516
2019-20	31-31	1052	33.9	131-268	489
2020-21	26-26	741	28.5	90-193	466
Totals	116-70	2328	20.1	260-537	484

#35 • G/F • 6-6 • 215 • Fuveau, France (INSEP Academy)

Year	GP-GS	Min	Avg	FG-A	Pct	3FG-A	Pct	FT-A	Pct	Rebs	Avg	PF-FO	Ast	TO	Blk	Stl	Pts	Avg
2017-18	24-0	124	5.2	7-14	500	2-3	667	1-2	500	15	0.6	17-0	5	5	2	3	17	0.7
2018-19	35-13	411	11.7	32-62	516	7-25	280	6-15	400	62	1.8	42-0	17	22	15	9	77	2.2
2019-20	31-31	1052	33.9	131-268	489	30-86	349	44-69	638	166	5.4	81-1	33	50	73	13	336	10.8
2020-21	26-26	741	28.5	90-193	466	17-62	274	30-38	789	137	5.3	55-1	19	27	47	17	227	8.7
Totals	116-70	2328	20.1	260-537	484	56-176	318	81-124	653	380	3.3	195-2	74	104	137	42	657	5.7

Michael Poole

Year	GP-GS	Min	Avg	FG-A	Pct
1979-80	15-0	79	5.3	6-22	273
1980-81	11-0	41	3.7	3-12	250
Totals	26-0	120	4.6	9-34	265

#24 • G • 6-3 • 165 • Chattanooga, Tenn. (Riverside HS)

Year	GP-GS	Min	Avg	FG-A	Pct	3FG-A	Pct	FT-A	Pct	Rebs	Avg	PF-FO	Ast	TO	Blk	Stl	Pts	Avg
1979-80	15-0	79	5.3	6-22	273	--	--	6-12	500	12	0.8	9-0	19	15	0	3	18	1.2
1980-81	11-0	41	3.7	3-12	250	--	--	2-4	500	7	0.6	6-0	4	4	1	2	8	0.7
Totals	26-0	120	4.6	9-34	265	--	--	8-16	500	19	0.7	15-0	23	19	1	5	26	1.0

Dale Powell

Year	GP-GS	Min	Avg	FG-A	Pct
1947-48	18--	--	--	31-112	277
1948-49	14--	--	--	14-56	250
Totals	32--	--	--	45-168	268

#21 • F • 6-2 • 180 • Louisville, Ky.

Year	GP-GS	Min	Avg	FG-A	Pct	3FG-A	Pct	FT-A	Pct	Rebs	Avg	PF-FO	Ast	TO	Blk	Stl	Pts	Avg
1947-48	18--	--	--	31-112	277	--	--	12-22	545	--	--	10--	--	--	--	--	74	4.1
1948-49	14--	--	--	14-56	250	--	--	8-10	800	--	--	23--	--	--	--	--	36	2.6
Totals	32--	--	--	45-168	268	--	--	20-32	625	--	--	33--	--	--	--	--	110	3.4

Justin Powell

Year	GP-GS	Min	Avg	FG-A	Pct
2021-22	30-1	424	14.1	38-97	392

#24 • G • 6-6 • 197 • Prospect, Ky. (North Oldham HS/Auburn U.)

Year	GP-GS	Min	Avg	FG-A	Pct	3FG-A	Pct	FT-A	Pct	Rebs	Avg	PF-FO	Ast	TO	Blk	Stl	Pts	Avg
2021-22	30-1	424	14.1	38-97	392	24-63	381	11-15	733	45	1.5	17-0	21	14	5	10	111	3.7

Don Preston

Year	GP-GS	Min	Avg	FG-A	Pct
1956-57	2--	--	--	2-3	667

#18 • F • 6-3 • 170 • Knoxville, Tenn. (West HS)

Year	GP-GS	Min	Avg	FG-A	Pct	3FG-A	Pct	FT-A	Pct	Rebs	Avg	PF-FO	Ast	TO	Blk	Stl	Pts	Avg
1956-57	2--	--	--	2-3	667	--	--	0-0	000	0	0.0	0-0	--	--	--	--	4	2.0

Jay Price

Year	GP-GS	Min	Avg	FG-A	Pct
1988-89	19-0	90	4.7	12-27	444
1989-90	29-2	322	11.1	15-47	319
1990-91	34-11	763	22.4	91-183	497
1991-92	34-34	825	24.3	91-201	453
Totals	116-47	2000	17.2	209-458	456

#10 • G • 6-2 • 195 • Chattanooga, Tenn. (Brainerd HS)

Year	GP-GS	Min	Avg	FG-A	Pct	3FG-A	Pct	FT-A	Pct	Rebs	Avg	PF-FO	Ast	TO	Blk	Stl	Pts	Avg
1988-89	19-0	90	4.7	12-27	444	4-12	333	10-12	833	4	0.2	11-0	18	16	3	5	38	2.0
1989-90	29-2	322	11.1	15-47	319	2-18	111	20-27	741	29	1.0	48-0	42	40	0	9	52	1.8
1990-91	34-11	763	22.4	91-183	497	20-54	370	57-73	781	76	2.2	76-21	110	89	6	47	259	7.6
1991-92	34-34	825	24.3	91-201	453	31-90	344	48-62	774	61	1.8	72-12	108	64	1	25	261	7.7
Totals	116-47	2000	17.2	209-458	456	57-174	328	135-174	776	170	1.5	207-3	278	209	10	86	610	5.3

J.P. Prince

Year	GP-GS	Min	Avg	FG-A	Pct
2007-08	27-2	508	18.8	83-167	497
2008-09	31-23	818	26.4	127-222	572
2009-10	37-31	922	24.9	132-249	530
Totals	95-56	2248	23.7	342-638	536

#30 • G • 6-7 • 205 • Memphis, Tenn. (White Station HS/U. of Arizona)

Year	GP-GS	Min	Avg	FG-A	Pct	3FG-A	Pct	FT-A	Pct	Rebs	Avg	PF-FO	Ast	TO	Blk	Stl	Pts	Avg
2007-08	27-2	508	18.8	83-167	497	2-13	154	49-88	557	87	3.2	61-0	49	45	14	26	217	8.0
2008-09	31-23	818	26.4	127-222	572	3-24	125	50-82	610	130	4.2	95-4	97	65	20	47	307	9.9
2009-10	37-31	922	24.9	132-249	530	11-34	324	90-143	629	138	3.7	98-3	113	89	18	57	365	9.9
Totals	95-56	2248	23.7	342-638	536	16-71	225	189-313	604	355	3.7	254-7	259	199	52	130	889	9.4

Kevin Punter Jr.

Year	GP-GS	Min	Avg	FG-A	Pct
2014-15	32-31	992	31.0	111-265	419
2015-16	26-26	886	34.1	177-385	460
Totals	58-57	1878	32.4	288-650	443

#0 • G • 6-2 • 190 • Bronx, N.Y. (Salesian HS/State Fair C.C. [Mo.])

Year	GP-GS	Min	Avg	FG-A	Pct	3FG-A	Pct	FT-A	Pct	Rebs	Avg	PF-FO	Ast	TO	Blk	Stl	Pts	Avg
2014-15	32-31	992	31.0	111-265	419	43-122	352	63-92	685	67	2.1	90-0	60	56	6	51	328	10.3
2015-16	26-26	886	34.1	177-385	460	58-157	369	165-202	817	90	3.5	73-4	91	66	6	36	577	22.2
Totals	58-57	1878	32.4	288-650	443	101-279	362	228-294	776	157	2.7	163-4	151	122	12	87	905	15.6

James Ratiff

Year	GP-GS	Min	Avg	FG-A	Pct
1977-78	26--	--	--	61-174	351

#11 • F • 6-8 • 215 • Washington, D.C. (Eastern HS)

Year	GP-GS	Min	Avg	FG-A	Pct	3FG-A	Pct	FT-A	Pct	Rebs	Avg	PF-FO	Ast	TO	Blk	Stl	Pts	Avg
1977-78	26--	--	--	61-174	351	--	--	19-36	528	119	4.6	44-1	8	41	15	7	141	5.4

Steve Ray

Year	GP-GS	Min	Avg	FG-A	Pct
1978-79	21--	208	9.9	13-41	317
1979-80	25-22	664	26.6	68-158	430
1980-81	25-24	766	30.6	67-146	459
1981-82	30-30	1045	34.8	88-179	492
Totals	101-76	2683	26.6	236-524	450

#53 • F • 6-4 • 200 • Collinsville, Ill. (Collinsville HS)

Year	GP-GS	Min	Avg	FG-A	Pct	3FG-A	Pct	FT-A	Pct	Rebs	Avg	PF-FO	Ast	TO	Blk	Stl	Pts	Avg
1978-79	21--	208	9.9	13-41	317	--	--	25-36	694	22	1.0	22-0	10	17	2	8	51	2.4
1979-80	25-22	664	26.6	68-158	430	--	--	31-38	816	68	2.7	57-2	46	35	5	18	167	6.7
1980-81	25-24	766	30.6	67-146	459	--	--	22-28	786	69	2.8	66-2	55	34	5	32	156	6.2
1981-82	30-30	1045	34.8	88-179	492	--	--	31-43	721	93	3.1	90-2	89	44	5	35	207	6.9
Totals	101-76	2683	26.6	236-524	450	--	--	109-145	752	252	2.5	235-6	200	130	17	93	581	5.8

Derek Reese

Year	GP-GS	Min	Avg	FG-A	Pct
2012-13	14-0	191	13.6	19-49	388
2013-14	24-0	261	10.9	19-57	333
2014-15	32-11	810	25.3	65-160	406
2015-16	34-15	653	19.2	40-86	465
Totals	104-26	1915	18.4	143-352	406

#3 • G • 6-7 • 230 • Orlando, Fla. (Olympia HS)

Year	GP-GS	Min	Avg	FG-A	Pct	3FG-A	Pct	FT-A	Pct	Rebs	Avg	PF-FO	Ast	TO	Blk	Stl	Pts	Avg
2012-13	14-0	191	13.6	19-49	388	10-31	323	4-6	667	29	2.1	13-0	7	5	1	4	52	3.7
2013-14	24-0	261	10.9	19-57	333	10-36	278	9-13	692	72	3.0	39-0	7	11	11	5	57	2.4
2014-15	32-11	810	25.3	65-160	406	20-60	333	42-57	737	170	5.3	69-1	28	37	10	21	192	6.0
2015-16	34-15	653	19.2	40-86	465	7-15	467	20-37	541	184	5.4	64-3	28	18	20	17	107	3.1
Totals	104-26	1915	18.4	143-352	406	47-142	331	75-113	664	455	4.4	184-4	70	71	42	47	408	3.9

Ronnie Reese

Year	GP-GS	Min	Avg	FG-A	Pct
1987-88	19-2	146	7.7	13-46	283
1988-89	22-2	167	7.6	14-40	350
1989-90	30-30	748	24.9	120-219	548
1990-91	34-24	693	20.4	112-201	557
Totals	105-58	1754	16.7	259-506	512

#34 • F • 6-8 • 200 • Franklin, Va. (Franklin HS)

Year	GP-GS	Min	Avg	FG-A	Pct	3FG-A	Pct	FT-A	Pct	Rebs	Avg	PF
------	-------	-----	-----	------	-----	-------	-----	------	-----	------	-----	----

ALL-TIME PLAYER STATISTICS

Josh Richardson #1 • G • 6-6 • 200 • Edmond, Okla. (Santa Fe HS)

Year	GP-GS	Min	Avg	FG-A	Pct	3FG-A	Pct	FT-A	Pct	Rebs	Avg	PF-FO	Ast	TO	Bk	Stl	Pts	Avg
2011-12	34-9	543	16.0	36-102	.353	9-38	.237	16-25	.640	47	1.4	61-0	24	32	19	18	97	2.9
2012-13	33-33	1013	30.7	99-211	.469	9-42	.214	54-78	.692	143	4.3	82-0	51	55	23	35	261	7.9
2013-14	37-36	1122	30.3	139-293	.474	34-100	.340	69-87	.793	106	2.9	79-0	56	37	30	27	381	10.3
2014-15	32-32	1162	36.3	184-399	.461	46-128	.359	99-124	.798	143	4.5	79-4	115	85	16	67	513	16.0
Totals	136-110	3840	28.2	458-1005	.456	98-308	.318	238-314	.758	439	3.2	301-4	246	209	88	147	1252	9.2

Lloyd Richardson #21 • F • 6-8 • 210 • Rogersville, Tenn. (Rogersville HS)

Year	GP-GS	Min	Avg	FG-A	Pct	3FG-A	Pct	FT-A	Pct	Rebs	Avg	PF-FO	Ast	TO	Bk	Stl	Pts	Avg
1970-71	28--	--	--	58-131	.443	--	--	34-42	.810	119	4.3	38-1	8	--	--	--	150	5.4
1971-72	24--	--	--	71-174	.408	--	--	28-37	.757	128	5.3	36-0	48	--	--	--	170	7.1
1972-73	21--	--	--	15-34	.441	--	--	5-12	.417	33	1.6	11-0	7	--	--	--	35	1.7
Totals	73--	--	--	144-339	.425	--	--	67-91	.736	280	3.8	85-1	63	--	--	--	355	4.9

Bob Risser #20 • G • 6-1 • 170 • Nashville, Tenn. (Des Moines Roosevelt HS [Iowa])

Year	GP-GS	Min	Avg	FG-A	Pct	3FG-A	Pct	FT-A	Pct	Rebs	Avg	PF-FO	Ast	TO	Bk	Stl	Pts	Avg
1956-57	16--	--	--	7-23	.304	--	--	2-3	.667	12	0.8	13--	--	--	--	--	16	1.0
1957-58	23--	--	--	84-214	.393	--	--	37-54	.685	78	3.4	62--	--	--	--	--	205	8.9
1958-59	21--	--	--	44-125	.352	--	--	13-21	.619	30	1.4	48-2	--	--	--	--	101	4.8
Totals	60--	--	--	135-362	.373	--	--	52-78	.667	120	2.0	123-2	--	--	--	--	322	5.4

Steve Rivers #25 • G • 6-5 • 215 • Charlotte, N.C. (West Charlotte HS)

Year	GP-GS	Min	Avg	FG-A	Pct	3FG-A	Pct	FT-A	Pct	Rebs	Avg	PF-FO	Ast	TO	Bk	Stl	Pts	Avg
1989-90	27-17	346	12.8	34-84	.405	0-0	.000	16-28	.571	54	2.0	40-0	28	20	3	20	84	3.1
1990-91	34-22	737	21.7	74-154	.481	0-2	.000	40-61	.656	134	3.9	61-0	67	58	17	24	188	5.5
1991-92	27-0	395	14.6	37-91	.407	3-4	.750	15-19	.789	59	2.2	42-0	27	23	4	19	92	3.4
Totals	88-39	1478	16.8	145-329	.441	3-6	.500	71-108	.657	247	2.8	143-0	122	101	24	63	364	4.1

Austin "Red" Robbins #32 • F/C • 6-9 • 200 • Groveland, Fla. (Groveland HS/Chipola J.C.)

Year	GP-GS	Min	Avg	FG-A	Pct	3FG-A	Pct	FT-A	Pct	Rebs	Avg	PF-FO	Ast	TO	Bk	Stl	Pts	Avg
1964-65	22--	--	--	89-184	.484	--	--	47-76	.618	198	9.0	55-0	--	--	--	--	225	10.2
1965-66	26--	--	--	172-361	.476	--	--	101-139	.727	327	12.6	68-0	--	--	--	--	445	17.1
Totals	48--	--	--	261-545	.479	--	--	148-215	.688	525	10.9	123-0	--	--	--	--	670	14.0

Maurice Robertson #42 • F • 6-5 • 210 • New Orleans, La. (St. Augustine HS)

Year	GP-GS	Min	Avg	FG-A	Pct	3FG-A	Pct	FT-A	Pct	Rebs	Avg	PF-FO	Ast	TO	Bk	Stl	Pts	Avg
1995-96	19-5	246	12.9	25-66	.379	3-9	.333	15-17	.882	45	2.4	28-0	12	29	0	2	68	3.6
1996-97	1-0	1	1.0	0-0	.000	0-0	.000	0-0	.000	1	1.0	0-0	0	0	0	0	0	0.0
Totals	20-5	247	12.4	25-66	.379	3-9	.333	15-17	.882	46	2.3	28-0	12	29	0	2	68	3.4

Pat Robinette #30 • G • 6-2 • 178 • Bristol, Va. (Virginia HS)

Year	GP-GS	Min	Avg	FG-A	Pct	3FG-A	Pct	FT-A	Pct	Rebs	Avg	PF-FO	Ast	TO	Bk	Stl	Pts	Avg
1962-63	22--	--	--	19-46	.413	--	--	6-11	.545	27	1.2	22-1	--	--	--	--	44	2.0
1963-64	23--	--	--	39-97	.402	--	--	12-24	.500	58	2.5	52-0	--	--	--	--	90	3.9
1964-65	24--	--	--	53-153	.346	--	--	52-58	.897	79	3.3	50-1	--	--	--	--	158	6.6
Totals	69--	--	--	111-296	.375	--	--	70-93	.753	164	2.4	104-2	--	--	--	--	292	4.2

Larry Robinson #43 • F • 6-5 • 190 • Appomattox, Va. (Carver-Price HS/Ferrum J.C.)

Year	GP-GS	Min	Avg	FG-A	Pct	3FG-A	Pct	FT-A	Pct	Rebs	Avg	PF-FO	Ast	TO	Bk	Stl	Pts	Avg
1971-72	25--	--	--	89-162	.549	--	--	77-108	.713	225	9.0	86-7	41	--	--	--	255	10.2
1972-73	24--	--	--	115-178	.646	--	--	50-80	.625	204	8.5	81-6	41	--	--	--	280	11.7
Totals	49--	--	--	204-340	.600	--	--	127-188	.676	429	8.8	167-13	82	--	--	--	535	10.9

Ron Robinson #54 • F • 6-9 • 230 • Cookeville, Tenn. (Cookeville HS)

Year	GP-GS	Min	Avg	FG-A	Pct	3FG-A	Pct	FT-A	Pct	Rebs	Avg	PF-FO	Ast	TO	Bk	Stl	Pts	Avg
1989-90	2-0	6	3.0	1-3	.333	0-1	.000	0-0	.000	2	1.0	0-0	0	0	1	0	2	1.0
1990-91	3-0	23	7.7	1-5	.200	0-1	.000	2-2	1.00	6	2.0	3-0	0	2	0	0	4	1.3
Totals	5-0	29	5.8	2-8	.250	0-2	.000	2-2	1.00	8	1.6	3-0	0	2	1	0	6	1.2

Doug Roth #50 • C • 6-11 • 255 • Knoxville, Tenn. (Karns HS)

Year	GP-GS	Min	Avg	FG-A	Pct	3FG-A	Pct	FT-A	Pct	Rebs	Avg	PF-FO	Ast	TO	Bk	Stl	Pts	Avg
1985-86	26-3	366	14.1	58-97	.392	--	--	11-13	.846	57	2.2	49-1	12	22	18	9	87	3.3
1986-87	29-29	879	30.3	120-247	.486	8-14	.571	32-48	.667	201	6.9	92-2	29	45	32	11	280	9.7
1987-88	29-21	582	20.1	84-200	.420	9-25	.360	22-36	.611	141	4.9	75-3	39	45	36	12	199	6.9
1988-89	30-28	820	27.3	127-239	.531	11-31	.355	32-56	.571	243	8.1	85-2	62	62	60	28	297	9.9
Totals	114-81	2647	23.2	369-783	.471	28-70	.400	97-153	.634	642	5.6	301-8	142	174	146	60	863	7.6

Rob Sandford #32 • F • 6-5 • 170 • Chattanooga, Tenn. (Red Bank HS)

Year	GP-GS	Min	Avg	FG-A	Pct	3FG-A	Pct	FT-A	Pct	Rebs	Avg	PF-FO	Ast	TO	Bk	Stl	Pts	Avg
1962-63	3--	--	--	0-1	.000	--	--	0-1	.000	0	0.0	0-0	--	--	--	--	0	0.0

Bob Schaumann #17 • C • 6-5 • 195 • Michigan City, Ind. (Isaac Elston HS)

Year	GP-GS	Min	Avg	FG-A	Pct	3FG-A	Pct	FT-A	Pct	Rebs	Avg	PF-FO	Ast	TO	Bk	Stl	Pts	Avg
1959-60	1--	--	--	1-1	1.00	--	--	0-0	.000	1	1.0	0-0	--	--	--	--	2	2.0
1960-61	1--	--	--	0-0	.000	--	--	0-0	.000	0	0.0	0-0	--	--	--	--	0	0.0
Totals	2--	--	--	1-1	1.00	--	--	0-0	.000	1	0.5	0-0	--	--	--	--	2	1.0

Admiral Schofield #5 • G • 6-5 • 241 • Zion, Ill. (Zion-Benton Township HS)

Year	GP-GS	Min	Avg	FG-A	Pct	3FG-A	Pct	FT-A	Pct	Rebs	Avg	PF-FO	Ast	TO	Bk	Stl	Pts	Avg
2015-16	32-22	598	18.7	92-207	.444	25-83	.301	35-39	.897	129	4.0	88-2	29	22	10	12	244	7.6
2016-17	28-1	533	19.0	78-172	.453	21-54	.389	53-68	.779	124	4.4	65-2	21	32	5	9	230	8.2
2017-18	35-34	982	28.1	177-396	.447	64-162	.395	68-90	.756	224	6.4	102-5	52	63	15	34	486	13.9
2018-19	37-37	1174	31.7	238-502	.474	74-177	.418	60-86	.698	227	6.1	94-2	75	70	17	33	610	16.5
Totals	132-94	3287	24.9	585-1277	.458	184-476	.387	216-283	.763	704	5.3	349-11	177	187	47	88	1570	11.9

Danny Schultz #14 • G • 6-0 • 165 • Middlesboro, Ky. (Middlesboro HS/Hiwassee College)

Year	GP-GS	Min	Avg	FG-A	Pct	3FG-A	Pct	FT-A	Pct	Rebs	Avg	PF-FO	Ast	TO	Bk	Stl	Pts	Avg
1962-63	21--	--	--	122-298	.409	--	--	89-102	.875	49	2.3	41-2	--	--	--	--	333	15.9
1963-64	24--	--	--	169-357	.473	--	--	101-113	.894	50	2.1	41-0	--	--	--	--	439	18.3
Totals	45--	--	--	291-655	.444	--	--	190-215	.884	99	2.2	82-2	--	--	--	--	772	17.2

**Charles Scott****#50 • F • 6-4 • 200 • Knoxville, Tenn. (West HS)**

Year	GP-GS	Min	Avg	FG-A	Pct	3FG-A	Pct	FT-A	Pct	Rebs	Avg	PF-FO	Ast	TO	Blk	Stl	Pts	Avg
1956-57	4--	--	--	--	--	--	--	0-2	.000	0	0.0	1--	--	--	--	--	2	0.5
1957-58	21--	--	--	30-77	.390	--	--	21-33	.636	83	4.0	27--	--	--	--	--	81	3.9
1958-59	22--	--	--	48-130	.369	--	--	32-57	.561	155	7.0	46-1	--	--	--	--	128	5.8
Totals	47--	--	--	79-208	.380	--	--	53-92	.576	238	5.1	74-1	--	--	--	--	211	4.5

Bill Seale**#53 • C • 6-6 • 190 • El Paso, Texas (Eastwood HS)**

Year	GP-GS	Min	Avg	FG-A	Pct	3FG-A	Pct	FT-A	Pct	Rebs	Avg	PF-FO	Ast	TO	Blk	Stl	Pts	Avg
1972-73	5--	--	--	1-2	.500	--	--	6-8	.750	3	0.6	3-0	0	--	--	--	8	1.6
1973-74	5--	--	--	2-8	.250	--	--	2-5	.400	9	1.8	5-0	0	--	--	--	6	1.2
Totals	10--	--	--	3-10	.300	--	--	8-13	.615	12	1.2	8-0	0	--	--	--	14	1.4

Anthony Sewell**#12 • G • 5-10 • 175 • Knoxville, Tenn. (Carter HS)**

Year	GP-GS	Min	Avg	FG-A	Pct	3FG-A	Pct	FT-A	Pct	Rebs	Avg	PF-FO	Ast	TO	Blk	Stl	Pts	Avg
1995-96	1-0	1	1.0	0-0	.000	0-0	.000	1-2	.500	1	1.0	0-0	0	0	0	0	1	1.0
1996-97	1-0	2	2.0	0-0	.000	0-0	.000	0-0	.000	0	0.0	0-0	0	1	0	0	0	0.0
1997-98	16-0	66	4.1	2-9	.222	1-5	.200	0-0	.000	8	0.5	10-0	4	10	0	3	5	0.3
Totals	18-0	69	3.8	2-9	.222	1-5	.200	1-2	.500	9	0.5	10-0	4	11	0	3	6	0.3

John Sheffield**#22/#23**

Year	GP-GS	Min	Avg	FG-A	Pct	3FG-A	Pct	FT-A	Pct	Rebs	Avg	PF-FO	Ast	TO	Blk	Stl	Pts	Avg
1961-62	18--	--	--	45-145	.310	--	--	37-44	.841	46	2.6	54-3	--	--	--	--	127	7.1

Shun Sheffield**#50 • F/C • 6-10 • 230 • Albany, Ga. (Westover HS)**

Year	GP-GS	Min	Avg	FG-A	Pct	3FG-A	Pct	FT-A	Pct	Rebs	Avg	PF-FO	Ast	TO	Blk	Stl	Pts	Avg
1991-92	24-0	177	7.4	13-26	.500	0-0	.000	10-24	.417	33	1.4	27-0	3	15	1	5	36	1.5
1992-93	27-9	328	12.1	27-64	.422	0-0	.000	20-28	.714	70	2.6	38-0	8	20	8	6	74	2.7
1993-94	26-18	557	21.4	95-159	.597	0-0	.000	64-90	.711	102	3.9	62-0	22	47	28	9	254	9.8
Totals	77-27	1062	13.8	135-249	.542	0-0	.000	94-142	.662	205	2.7	127-0	33	82	37	20	364	4.7

Dalen Showalter**#42 • F • 6-6 • 195 • Logansport, Ind. (Logansport HS)**

Year	GP-GS	Min	Avg	FG-A	Pct	3FG-A	Pct	FT-A	Pct	Rebs	Avg	PF-FO	Ast	TO	Blk	Stl	Pts	Avg
1957-58	23--	--	--	116-310	.374	--	--	47-85	.553	270	11.7	38--	--	--	--	--	279	12.1
1958-59	22--	--	--	102-276	.370	--	--	73-107	.682	211	9.6	52-2	--	--	--	--	277	12.6
1959-60	23--	--	--	126-326	.387	--	--	86-118	.729	222	9.7	56-1	--	--	--	--	338	14.7
Totals	68--	--	--	344-912	.377	--	--	206-310	.665	703	10.3	146-3	--	--	--	--	894	13.1

Gene Simpson**#12 • G**

Year	GP-GS	Min	Avg	FG-A	Pct	3FG-A	Pct	FT-A	Pct	Rebs	Avg	PF-FO	Ast	TO	Blk	Stl	Pts	Avg
1955-56	14--	--	--	12-30	.400	--	--	15-28	.536	25	1.8	14--	--	--	--	--	39	2.8

Ron Slay**#35 • F • 6-8 • 240 • Nashville, Tenn. (Pearl-Cohn HS/Oak Hill Academy [Va.]**

Year	GP-GS	Min	Avg	FG-A	Pct	3FG-A	Pct	FT-A	Pct	Rebs	Avg	PF-FO	Ast	TO	Blk	Stl	Pts	Avg
1999-00	33-1	572	17.3	117-229	.511	11-27	.407	75-94	.798	146	4.4	69-3	17	47	7	17	320	9.7
2000-01	33-7	749	22.7	145-289	.502	16-45	.356	120-171	.702	176	5.3	98-3	33	65	9	11	426	12.9
2001-02	14-11	342	24.4	70-143	.490	11-32	.344	56-74	.757	91	6.5	38-1	29	42	0	4	207	14.8
2002-03	29-29	991	34.2	211-434	.486	43-115	.374	151-193	.782	226	7.8	86-3	61	108	4	21	616	21.2
Totals	109-48	2654	24.3	543-1095	.496	81-219	.370	402-532	.756	639	5.9	291-10	140	262	20	53	1569	14.4

David Smith**#15 • G • 6-1 • 170 • Urichville, Ohio (Claymont HS)**

Year	GP-GS	Min	Avg	FG-A	Pct	3FG-A	Pct	FT-A	Pct	Rebs	Avg	PF-FO	Ast	TO	Blk	Stl	Pts	Avg
1973-74	2--	--	--	1-4	.250	--	--	0-0	.000	1	0.5	2-0	1	--	--	--	2	1.0

Eric Smith**#21 • G • 6-1 • 190 • Chattanooga, Tenn. (Baylor HS)**

Year	GP-GS	Min	Avg	FG-A	Pct	3FG-A	Pct	FT-A	Pct	Rebs	Avg	PF-FO	Ast	TO	Blk	Stl	Pts	Avg
1987-88	6-0	16	2.7	0-3	.000	0-1	.000	3-4	.750	1	0.2	2-0	4	4	0	0	3	0.5
1988-89	4-0	7	1.8	2-4	.500	1-1	1.00	2-2	1.00	2	0.5	0-0	1	2	0	0	7	1.8
1989-90	4-0	14	3.5	2-4	.500	0-0	.000	5-6	.833	3	0.8	0-0	5	5	0	1	9	2.3
Totals	14-0	37	2.6	4-11	.364	1-2	.500	10-12	.833	6	0.4	2-0	10	11	0	1	19	1.4

JaJuan Smith**#10/#2 • G • 6-2 • 190 • Cleveland, Tenn. (McMinn County HS)**

Year	GP-GS	Min	Avg	FG-A	Pct	3FG-A	Pct	FT-A	Pct	Rebs	Avg	PF-FO	Ast	TO	Blk	Stl	Pts	Avg
2004-05	25-0	200	8.0	17-54	.315	10-34	.294	4-9	.444	20	0.8	15-0	11	10	1	9	48	1.9
2005-06	30-0	720	24.0	95-239	.397	61-162	.377	33-58	.569	92	3.1	57-0	57	40	3	40	284	9.5
2006-07	35-35	1012	28.9	183-402	.455	89-242	.368	78-107	.729	159	4.5	90-2	46	63	8	73	533	15.2
2007-08	36-36	992	27.6	174-377	.462	93-243	.383	78-102	.765	134	3.7	88-2	81	61	1	61	519	14.4
Totals	126-71	2924	23.2	469-1072	.438	253-681	.372	193-276	.699	405	3.2	250-4	195	174	13	183	1384	11.0

Jordan Smith**#21 • F • 6-4 • 190 • Knoxville, Tenn. (West HS)**

Year	GP-GS	Min	Avg	FG-A	Pct	3FG-A	Pct	FT-A	Pct	Rebs	Avg	PF-FO	Ast	TO	Blk	Stl	Pts	Avg
2005-06	4-0	4	1.0	0-0	.000	0-0	.000	0-0	.000	2	0.5	0-0	0	4	1	0	0	0.0

Ramar Smith**#12 • G • 6-2 • 185 • Mt. Clemens, Mich. (Martin Luther King HS)**

Year	GP-GS	Min	Avg	FG-A	Pct	3FG-A	Pct	FT-A	Pct	Rebs	Avg	PF-FO	Ast	TO	Blk	Stl	Pts	Avg
2006-07	35-28	952	27.2	128-293	.437	18-58	.310	102-154	.662	117	3.3	87-2	108	87	9	40	376	10.7
2007-08	36-17	768	21.3	92-211	.436	5-22	.227	78-133	.586	84	2.3	91-0	116	77	1	40	267	7.4
Totals	71-45	1720	24.2	220-504	.437	23-80	.288	180-287	.627	201	2.8	178-2	224	164	10	80	643	9.1

Tyler Smith**#1 • F • 6-7 • 215 • Pulaski, Tenn. (Giles County HS/Hargrave Military Academy [Va.]/U. of Iowa)**

Year	GP-GS	Min	Avg	FG-A	Pct	3FG-A	Pct	FT-A	Pct	Rebs	Avg	PF-FO	Ast	TO	Blk	Stl	Pts	Avg
2007-08	36-35	1017	28.3	181-338	.536	14-37	.378	113-160	.706	242	6.7	92-1	122	79	20	50	489	13.6
2008-09	34-34	1107	32.6	196-446	.439	28-96	.292	170-222	.766	196	5.8	72-0	114	70	7	25	590	17.4
2009-10	12-12	321	26.8	47-82	.573	0-3	.000	46-66	.697	56	4.7	24-1	44	16	3	17	140	11.7
Totals	82-81	2445	29.8	424-866	.490	42-136	.309	329-448	.734	494	6.0	188-2	280	165	30	92	1219	14.9

ALL-TIME PLAYER STATISTICS

Mike Smithson				#41 • F • 6-8 • 185 • Centerville, Tenn. (Hickman County HS)														
Year	GP-GS	Min	Avg	FG-A	Pct	3FG-A	Pct	FT-A	Pct	Rebs	Avg	PF-FO	Ast	TO	Blk	Stl	Pts	Avg
1974-75	12--	--	--	13-21	.619	--	--	0-1	.000	19	1.6	15-0	0	--	--	--	26	2.2
1975-76	4--	--	--	2-5	.400	--	--	1-3	.333	6	1.5	3-0	0	--	--	--	5	1.3
Totals	16--	--	--	15-26	.577	--	--	1-4	.250	25	1.6	18-0	0	--	--	--	31	1.9

Fred Smithwick																			#31 • F • 6-7 • 217 • Memphis, Tenn. (Christian Brothers HS)																		
Year	GP-GS			Min	Avg	FG-A	Pct	3FG-A		Pct	FT-A		Pct	Rebs	Avg	PF-FO	Ast	TO	Blk	Stl	Pts	Avg															
2001-02	2	0	2	1.0		0-0	.000	0-0		.000	0-0		.000	0	0.0	0-0	0	0	0	0	0	0.0															
2002-03	3	0	4	1.3		0-0	.000	0-0		.000	1		0.3	1	0.2	1-0	0	2	0	0	0	0.0															
2003-04	6	0	7	1.2		1-3	.333	1-11		.000	2-21		.000	1	0.2	2-0	1	0	0	0	5	0.8															
2004-05	5	1	10	2.0		0-1	.000	0-0		.000	1-2		.500	4	0.8	1-0	1	1	0	2	1	0.2															
Totals	16	1	23	1.4		1-4	.250	1-11		.000	3-4		.750	6	0.4	4-0	2	3	0	2	6	0.4															

John Snodgrass																		#54 • C • 6-10 • 195 • Chattanooga, Tenn. (McCallie HS)																	
Year	GP-GS	Min	Avg	FG-A	Pct	3FG-A	Pct	FT-A	Pct	Rebs	Avg	PF-FO	Ast	To	Blk	Stl	Pts	Avg																	
1983-84	16-0	81	5.1	10-17	.588	--	--	5-5	1.00	15	0.9	14-0	3	7	4	2	25	1.6																	
1984-85	16-0	76	4.8	7-13	.538	--	--	0-2	.000	14	0.9	13-0	1	4	2	0	14	0.9																	
Totals	32-0	157	4.9	17-30	.567	--	--	5-7	.714	29	0.9	27-0	4	11	6	2	39	1.2																	

John Snow																	#45 • G • 6-0 • 165 • Newark, Ohio (Newark HS)									
Year	GP-GS	Min	Avg	FG-A	Pct	3FG-A	Pct	FT-A	Pct	Rebs	Avg	PF-FO	Ast	TO	Blk	Stl	Pts	Avg								
1971-72	20--	--	--	83-191	.435	--	--	36-48	.750	76	3.8	31-0	40	--	--	--	202	10.1								
1972-73	24--	--	--	136-299	.455	--	--	43-52	.827	97	4.0	68-2	53	--	--	--	315	13.1								
1973-74	26--	--	--	173-412	.420	--	--	81-91	.890	95	3.7	68-2	47	--	--	--	427	16.4								
Totals	70--	--	--	392-902	.435	--	--	160-191	.838	268	3.8	167-4	140	--	--	--	944	13.5								

Russ Spivey						#22 • G • 6-2 • 175 • McMinnville, Tenn. (Warren County HS)												
Year	GP-GS	Min	Avg	FG-A	Pct	3FG-A	Pct	FT-A	Pct	Rebs	Avg	PF-FO	Ast	TO	Blk	Stl	Pts	Avg
1985-86	6-0	8	1.3	0-1	.000	--	--	0-0	.000	1	0.2	1-0	0	1	0	0	0	0.0
1986-87	11-0	44	4.0	4-9	.444	1-4	.250	4-7	.571	9	0.8	1-0	7	4	0	3	13	1.2
1987-88	8-4	38	4.8	0-4	.000	0-3	.000	2-2	1.00	3	0.4	2-0	5	2	0	1	2	0.3
Totals	25-4	90	3.6	4-14	.286	1-7	.143	6-9	.667	13	0.5	4-0	12	7	0	4	15	0.6

Jaden Springer																			#11 • G • 6-4 • 204 • Charlotte, N.C. (IMG Academy [Fla.])									
Year	GP-GS	Min	Avg	FG-A	Pct	3FG-A	Pct	FT-A	Pct	Rebs	Avg	PF-FO	Ast	TO	Blk	Stl	Pts	Avg										
2020-21	25-15	647	25.9	106-227	.467	20-46	.435	81-100	.810	88	3.5	51-1	73	60	11	30	313	12.5										

Mike Stapleton										#20 • F • 6-4 • 200 • Salem, Ohio (Salem HS)									
Year	GP-GS	Min	Avg	FG-A	Pct	3FG-A	Pct	FT-A	Pct	Rebs	Avg	PF-FO	Ast	TO	Blk	Stl	Pts	Avg	
1976-77	6--	--	--	1-7	.143	--	--	2-2	1.00	6	1.0	4-0	0	--	--	--	4	0.7	
1977-78	7--	--	--	2-8	.250	--	--	6-6	1.00	8	1.1	2-0	0	2	1	0	10	1.4	
1978-79	9--	26	2.9	1-4	.250	--	--	0-1	.000	5	0.6	14-1	4	6	2	0	2	0.2	
1979-80	6-1	18	3.0	1-3	.333	--	--	3-4	.750	5	0.8	4-0	2	2	1	1	5	0.8	
Totals	28-1	44	--	5-22	.227	--	--	11-13	.846	24	0.9	24-1	6	10	4	1	21	0.8	

Jarnell Stokes										#5 • F • 6-8 • 260 • Memphis, Tenn. (Southwind HS)									
Year	GP-GS	Min	Avg	FG-A	Pct	3FG-A	Pct	FT-A	Pct	Rebs	Avg	PF-FO	Ast	TO	Blk	Stl	Pts	Avg	
2011-12	17-14	436	25.6	63-118	.534	0-3	.000	37-65	.569	126	7.4	39-1	12	35	23	16	163	9.6	
2012-13	33-33	952	28.8	149-282	.528	0-0	.000	110-194	.567	318	9.6	78-4	42	68	37	23	408	12.4	
2013-14	37-37	1199	32.4	199-375	.531	0-0	.000	160-230	.696	392	10.6	73-2	75	77	34	26	558	15.1	
Totals	87-84	2587	29.7	411-775	.530	0-3	.000	307-489	.628	836	9.6	190-7	129	180	94	65	1129	13.0	

Derek Stribling										#21 • F • 6-6 • 185 • Tallahassee, Fla. (Rickards HS)									
Year	GP-GS	Min	Avg	FG-A	Pct	3FG-A	Pct	FT-A	Pct	Rebs	Avg	PF-FO	Ast	TO	Blk	Stl	Pts	Avg	
2001-02	31-2	307	9.9	26-78	.333	1-6	.167	4-6	.667	38	1.2	29-0	16	26	1	10	57	1.8	
2002-03	27-8	265	9.8	28-60	.467	1-1	1.00	16-18	.889	42	1.6	33-0	16	18	4	14	73	2.7	
Totals	58-10	572	9.9	54-138	.391	2-7	.286	20-24	.833	80	1.4	62-0	32	44	5	24	130	2.2	

Isaiah Sulack #31 • G • 6-5 • 192 • Knoxville, Tenn. (Christian Academy of Knoxville/Believe Prep [S.C.]/Olney Central College [Ill.]/Bossier Parish C.C. [La.])																		
Year	GP-GS	Min	Avg	FG-A	Pct	3FG-A	Pct	FT-A	Pct	Rebs	Avg	PF-FO	Ast	TO	Blk	Stl	Pts	Avg
2021-22	3-0	5	1.7	0-1	0.000	0-0	0.000	0-0	0.000	0	0.0	0-0	0	0	0	0	0	0.0
2022-23	3-0	6	2.0	1-2	0.500	0-0	0.000	1-1	1.000	1	0.3	1-0	1	1	0	0	3	1.0
Totals	6-0	11	1.8	1-3	0.333	0-0	0.000	1-1	1.000	1	0.2	1-0	1	1	0	0	3	0.5

Tyler Summitt																			#14 • G • 6-1 • 180 • Knoxville, Tenn. (The Webb School)																		
Year	GP-GS	Min	Avg	FG-A	Pct	3FG-A	Pct	FT-A	Pct	Rebs	Avg	PF-FO	Ast	TO	Blk	Stl	Pts	Avg																			
2010-11	4-0	7	1.8	1-11.000		1-11.000		0-0	0.000	1	0.3	0-0	0	0	0	0	3	0.8																			
2011-12	3-0	3	1.0	0-0.000		0-0.000		0-0	0.000	0	0.0	1-0	0	1	0	0	0	0.0																			
Totals	7-0	10	1.4	1-11.000		1-11.000		0-0	0.000	1	0.1	1-0	0	1	0	0	3	0.4																			

Clarence Swearingen #11 • G • 6-3 • 180 • Memphis, Tenn. (Kingsbury HS/Connors State J.C. [Okla.])																		
Year	GP-GS	Min	Avg	FG-A	Pct	3FG-A	Pct	FT-A	Pct	Rebs	Avg	PF-FO	Ast	TO	Blk	Stl	Pts	Avg
1987-88	28-25	773	27.6	90-179	.503	1-8	.125	43-78	.551	56	2.0	84-5	122	77	2	55	224	8.0
1988-89	30-28	920	30.7	131-258	.508	3-20	.150	86-147	.585	101	3.4	92-4	141	85	5	66	351	11.7
Totals	58-53	1693	29.2	221-437	.506	4-28	.143	129-225	.573	157	2.7	176-9	263	162	7	121	575	9.9

Joe Sylve																			#43 • F • 6-5 • 185 • New Orleans, La. (Brother Martin HS)									
Year	GP-GS	Min	Avg	FG-A	Pct	3FG-A	Pct	FT-A	Pct	Rebs	Avg	PF-FO	Ast	TO	Blk	Stl	Pts	Avg										
1980-81	1--	2	2.0	0-3	.000	--	--	0-0	.000	2	2.0	1-0	0	0	0	0	0	0.0										

Josh Tabb #25 • G • 6-4 • 193 • Carbondale, Ill. (Harmony Community School)																		
Year	GP-GS	Min	Avg	FG-A	Pct	3FG-A	Pct	FT-A	Pct	Rebs	Avg	PF-FO	Ast	TO	Blk	Stl	Pts	Avg
2006-07	35-3	616	17.6	53-106	.500	13-43	.302	5-13	.385	97	2.8	66-0	37	44	2	30	124	3.5
2007-08	28-0	261	9.3	16-33	.485	4-15	.267	0-2	.000	43	1.5	22-0	31	15	2	19	36	1.3
2008-09	33-11	566	17.2	43-85	.506	14-33	.424	13-28	.464	59	1.8	55-0	56	33	4	24	113	3.4
Totals	96-14	1443	15.0	112-224	.500	31-90	.344	18-43	.419	199	2.1	143-0	124	92	8	73	273	2.8

Tom Tarver										#17 • G • 6-1 • 165 • Knoxville, Tenn.								
Year	GP-GS	Min	Avg	FG-A	Pct	3FG-A	Pct	FT-A	Pct	Rebs	Avg	PF-FO	Ast	TO	Blk	Stl	Pts	Avg
1948-49	9--	--	--	1-11	.091	--	--	1-3	.333	--	--	2--	--	--	--	--	3	0.3

Cameron Tatum #23 • G/F • 6-7 • 193 • Tucker, Ga. (Tucker HS/The Patterson School)

Year	GP-GS	Min	Avg	FG-A	Pct	3FG-A	Pct	FT-A	Pct	Rebs	Avg	PF-FO	Ast	To	Blk	Stl	Pts	Avg	
2007-08	7-0	74	10.6		13-26	.500	3-8	.375	16	2.3	8-0	6	8	2	8	35	5.0		
2008-09	34-4	626	18.4		91-217	.419	43-134	.321	32-53	.604	76	2.2	52-30	41	6	17	257	7.6	
2009-10	29-6	491	16.9		75-156	.481	28-72	.389	38-56	.679	63	2.2	50-30	31	26	3	16	216	7.4
2010-11	34-33	857	25.2		97-259	.375	34-125	.272	70-105	.667	105	3.1	63-0	78	57	12	30	298	8.8
2011-12	34-34	991	29.1		93-264	.352	47-137	.343	44-58	.759	141	4.1	62-1	87	62	4	26	277	8.1
Totals	138-77	3039	22.0		369-922	.400	155-476	.326	190-286	.664	401	2.9	235-1	232	194	27	97	1083	7.8

Ron Taylor #15 • G • 6-3 • 190 • Moulton, Ala. (Lawrence County HS/NW Alabama State)

Year	GP-GS	Min	Avg	FG-A	Pct	3FG-A	Pct	FT-A	Pct	Rebs	Avg	PF-FO	Ast	TO	Blk	Stl	Pts	Avg
1988-89	19-3	187	9.8	31-83	.373	27-71	.380	5-9	.556	19	1.0	24-0	11	8	0	9	94	4.9
1989-90	29-8	477	16.4	69-172	.401	37-106	.349	13-24	.542	58	2.0	33-0	28	36	1	14	188	6.5
Totals	48-11	664	13.8	100-255	.392	64-177	.362	18-33	.545	77	1.6	57-0	39	44	1	23	282	5.9

Kenne Teffeteller #23 • G • 6-3 • 180 • Maryville, Tenn. (Everett HS/Walters State C.C.)

Year	GP-GS	Min	Avg	FG-A	Pct	3FG-A	Pct	FT-A	Pct	Rebs	Avg	PF-FO	Ast	TO	Blk	Stl	Pts	Avg
1977-78	14--	--	--	7-20	.350	--	--	6-8	.750	15	1.1	5-0	3	4	0	3	20	1.4
1978-79	17--	66	3.9	13-20	.650	--	--	7-9	.778	7	0.4	13-0	3	4	1	3	33	1.9
Totals	31--	66	--	20-40	.500	--	--	13-17	.765	22	0.7	18-0	6	8	1	6	53	1.7

Eddie Test #22 • G • 6-3 • 195 • Chattanooga, Tenn. (Central HS)

Year	GP-GS	Min	Avg	FG-A	Pct	3FG-A	Pct	FT-A	Pct	Rebs	Avg	PF-FO	Ast	TO	Blk	Stl	Pts	Avg
1959-60	23--	--	--	81-217	.373	--	--	63-89	.708	185	8.0	85-6	--	--	--	--	225	9.8
1960-61	25--	--	--	100-276	.362	--	--	80-125	.640	200	8.0	72-5	--	--	--	--	280	11.2
Totals	48--	--	--	181-493	.367	--	--	143-214	.668	385	8.0	157-11	--	--	--	--	505	10.5

Kyle Testerman #20 • F • 6-3 • 195 • Knoxville, Tenn. (Knoxville HS)

Year	GP-GS	Min	Avg	FG-A	Pct	3FG-A	Pct	FT-A	Pct	Rebs	Avg	PF-FO	Ast	TO	Blk	Stl	Pts	Avg
1953-54	1--	--	--	0-3.000	--	--	--	0-0 .000	1	1.0	0-0	--	--	--	--	--	0	0.0
1954-55	5--	--	--	0-7.000	--	--	--	3-6 .500	8	1.6	3-0	--	--	--	--	--	3	0.6
Totals	6--	--	--	0-10.000	--	--	--	3-6 .500	9	1.5	3-0	--	--	--	--	--	3	0.5

Jack Thomas #17/#33

Year	GP-GS	Min	Avg	FG-A	Pct	3FG-A	Pct	FT-A	Pct	Rebs	Avg	PF-FO	Ast	TO	Blk	Stl	Pts	Avg
1947-48	13--	--	--	6-27	.222	--	--	3-8	.375	--	--	14--	--	--	--	--	15	1.2

Stacey Thomas #24 • C • 6-7 • 230 • Gainesville, Ga. (East Hall HS)

Year	GP-GS	Min	Avg	FG-A	Pct	3FG-A	Pct	FT-A	Pct	Rebs	Avg	PF-FO	Ast	TO	Blk	Stl	Pts	Avg
1984-85	21-0	175	8.3	24-54	.444	0-0	.000	7-13	.538	29	1.4	41-0	2	12	2	4	55	2.6

Darius Thompson #15 • G • 6-5 • 181 • Murfreesboro, Tenn. (Blackman HS)

Year	GP-GS	Min	Avg	FG-A	Pct	3FG-A	Pct	FT-A	Pct	Rebs	Avg	PF-FO	Ast	TO	Blk	Stl	Pts	Avg
2013-14	37-10	620	16.8	32-84	.381	8-41	.195	23-31	.742	73	2.0	56-2	87	34	8	36	95	2.6

Herman Thompson #15 • G • 5-11 • 160 • Alcoa, Tenn. (Alcoa HS)

Year	GP-GS	Min	Avg	FG-A	Pct	3FG-A	Pct	FT-A	Pct	Rebs	Avg	PF-FO	Ast	To	Blk	Stl	Pts	Avg
1953-54	22--	--	--	62-178	.348			32-56	.571	73	3.3	50--	--	--	--	--	156	7.1
1954-55	22--	--	--	122-298	.409			66-97	.680	106	4.8	67--	--	--	--	--	310	14.1
1955-56	24--	--	--	159-414	.384			115-175	.657	120	5.0	62--	--	--	--	--	433	18.0
1956-57	22--	--	--	152-388	.392			116-155	.748	95	4.3	56--	--	--	--	--	420	19.1
Totals	90--	--	--	495-1278	.387			329-483	.681	394	4.4	235--	--	--	--	--	1319	14.7

Shaun Thompson #40 • F • 6-7 • 210 • Fitzgerald, Ga. (Fitzgerald HS)

Year	GP-GS	Min	Avg	FG-A	Pct	3FG-A	Pct	FT-A	Pct	Rebs	Avg	PF-FO	Ast	TO	Blk	Stl	Pts	Avg
1988-89	3-0	7	2.3	1-2	.500	0-0	.000	4-4	1.00	3	1.0	0-0	1	1	0	0	6	2.0
1989-90	8-2	78	9.8	7-14	.500	0-0	.000	2-5	.400	15	1.9	6-0	2	4	0	1	16	2.0
Totals	11-2	85	7.7	8-16	.500	0-0	.000	6-9	.667	18	1.6	6-0	3	5	0	1	22	2.0

Chuck Threeths #31 • C • 6-6 • 210 • Lackawanna, N.Y. (Lackawanna HS)

Year	GP-GS	Min	Avg	FG-A	Pct	3FG-A	Pct	FT-A	Pct	Rebs	Avg	PF-FO	Ast	TO	Blk	Stl	Pts	Avg
1976-77	27--	--	--	25-35	.714			6-23	.261	75	2.8	44-2	1	--	--	--	56	2.1
1977-78	8--	--	--	22-41	.537			8-21	.381	33	4.1	19-1	3	9	2	3	52	6.5
1978-79	32--	545	17.0	92-172	.535			25-55	.455	120	3.8	90-3	6	41	10	20	209	6.5
1979-80	24-3	301	12.5	45-85	.529			13-31	.419	94	3.9	54-1	4	35	6	7	103	4.3
Totals	91-3	846	--	184-333	.553			52-130	.400	322	3.5	207-7	14	85	22	20	420	4.6

Wayne Tiller #33 • F • 6-8 • 225 • Erin, Tenn. (Houston County HS)

Year	GP-GS	Min	Avg	FG-A	Pct	3FG-A	Pct	FT-A	Pct	Rebs	Avg	PF-FO	Ast	TO	Blk	Stl	Pts	Avg
1984-85	1-0	4	4.0	0-0	.000	--	--	0-0	.000	1	1.0	1-0	2	0	0	0	0	0.0

Wayne Tomlinson #51 • F • 6-9 • 210 • El Paso, Texas (Eastwood HS)

Year	GP-GS	Min	Avg	FG-A	Pct	3FG-A	Pct	FT-A	Pct	Rebs	Avg	PF-FO	Ast	To	Blk	Stl	Pts	Avg	
1971-72	22--	--	--	--	--	18-30	.600	--	--	18-28	.643	76	3.5	41-2	7	--	--	54	2.5
1972-73	22--	--	--	--	--	35-58	.603	--	--	48-58	.828	86	3.9	63-3	17	--	--	118	5.4
1973-74	25--	--	--	--	--	45-81	.556	--	--	25-39	.641	132	5.3	68-2	26	--	--	115	4.6
Totals	69--	--	--	--	--	98-169	.580	--	--	91-125	.728	294	4.3	172-7	50	--	--	287	4.2

Gene Tormohlen #54 • C • 6-8 • 215 • Holland, Ind. (Holland HS)

Year	GP-GS	Min	Avg	FG-A	Pct	3FG-A	Pct	FT-A	Pct	Rebs	Avg	PF-FO	Ast	TO	Blk	Stl	Pts	Avg
1956-57	22--	--	--	109-258	.422	--	--	57-110	.518	357	16.2	85--	--	--	--	--	275	12.5
1957-58	23--	--	--	141-330	.427	--	--	90-136	.662	384	16.7	87--	--	--	--	--	372	16.2
1958-59	21--	--	--	142-366	.388	--	--	89-139	.640	372	17.7	80-6	--	--	--	--	373	17.8
Totals	66--	--	--	392-954	.411	--	--	236-385	.613	1113	16.9	252-6	--	--	--	--	1020	15.5

Vinnie Tracey #21 • F • 6-5 • 185 • North Baltimore, N.Y. (Maria Regina HS/Boston College)

Year	GP-GS	Min	Avg	FG-A	Pct	3FG-A	Pct	FT-A	Pct	Rebs	Avg	PF-FO	Ast	TO	Blk	Stl	Pts	Avg
1973-74	11--	--	--	3-19	.158	--	--	3-5	.600	9	0.8	9-0	1	--	--	--	9	0.8
1974-75	4--	--	--	4-7	.571	--	--	0-0	.000	3	0.8	3-0	1	--	--	--	8	2.0
Totals	15--	--	--	7-26	.269	--	--	3-5	.600	12	0.8	12-0	2	--	--	--	17	1.1

ALL-TIME PLAYER STATISTICS

Tom Tracy																	#11	
Year	GP-GS	Min	Avg	FG-A	Pct	3FG-A	Pct	FT-A	Pct	Rebs	Avg	PF-FO	Ast	TO	Blk	Stl	Pts	Avg
1954-55	4--	--	--	0-3.000	--	--	--	1-2 .500	--	2	0.5	2-0	--	--	--	--	1	0.3

Joe Treadway															#21 • G • 5-10 • 150 • Happy Valley, Tenn.			
Year	GP-GS	Min	Avg	FG-A	Pct	3FG-A	Pct	FT-A	Pct	Rebs	Avg	PF-FO	Ast	TO	Blk	Stl	Pts	Avg
1950-51	9--	--	--	--	--	--	--	11-29 .778	--	--	--	8--	--	--	--	--	36	4.0
1951-52	13--	--	--	16-44 .364	--	--	--	7-13 .538	--	--	--	15--	--	--	--	--	39	3.0
Totals	22--	--	--	27-73 .370	--	--	--	21-31 .677	--	--	--	23--	--	--	--	--	75	3.4

Eric Turner															#35 • G • 6-4 • 180 • Carson, Calif. (Susan Miller Dorsey HS/Los Angeles City College)			
Year	GP-GS	Min	Avg	FG-A	Pct	3FG-A	Pct	FT-A	Pct	Rebs	Avg	PF-FO	Ast	TO	Blk	Stl	Pts	Avg
1988-89	1-0	1	1.0	0-0.000	--	--	--	0-0 .000	--	0	0.0	0-0	--	1	0	1	0	0.0

Lamonté Turner															#1 • G • 6-2 • 187 • Florence, Ala. (IMG Academy [Fla.])			
Year	GP-GS	Min	Avg	FG-A	Pct	3FG-A	Pct	FT-A	Pct	Rebs	Avg	PF-FO	Ast	TO	Blk	Stl	Pts	Avg
2016-17	32-6	663	20.7	76-214 .355	--	41-125 .328	--	70-91 .769	--	81	2.5	67-0	86	55	6	19	263	8.2
2017-18	35-0	885	25.3	118-296 .399	--	70-177 .395	--	75-85 .882	--	111	3.2	70-2	78	43	2	24	381	10.9
2018-19	28-19	867	31.0	109-258 .422	--	49-153 .320	--	40-51 .784	--	77	2.8	70-1	105	42	3	35	307	11.0
2019-20	11-11	369	33.5	40-129 .310	--	11-47 .234	--	44-59 .746	--	39	3.5	21-0	78	42	2	20	135	12.3
Totals	106-36	2784	26.3	343-897 .382	--	171-502 .341	--	229-286 .801	--	308	2.9	228-3	347	182	13	98	1086	10.2

Zach Turner															#30 • F • 6-7 • 245 • Charlotte, N.C. (Christian HS)			
Year	GP-GS	Min	Avg	FG-A	Pct	3FG-A	Pct	FT-A	Pct	Rebs	Avg	PF-FO	Ast	TO	Blk	Stl	Pts	Avg
1999-00	11-0	21	1.9	3-8 .375	--	0-0.000	--	0-2.000	--	6	0.5	2-0	1	4	2	1	6	0.5
2000-01	8-0	14	1.8	1-4 .250	--	0-0.000	--	0-2.000	--	4	0.5	1-0	0	3	1	0	2	0.3
2001-02	8-0	14	1.8	2-5.400	--	0-0.000	--	0-0.000	--	3	0.4	3-0	0	1	0	0	4	0.5
2002-03	6-1	10	1.7	1-4 .250	--	0-1.000	--	0-0.000	--	5	0.8	0-0	1	1	0	0	2	0.3
Totals	33-1	59	1.8	7-21 .333	--	0-1.000	--	0-4 .000	--	18	0.5	6-0	2	9	3	1	14	0.4

Steve Van Antwerp															#34 • G • 6-3 • 165 • Franklin, Ind. (Franklin HS)			
Year	GP-GS	Min	Avg	FG-A	Pct	3FG-A	Pct	FT-A	Pct	Rebs	Avg	PF-FO	Ast	TO	Blk	Stl	Pts	Avg
1960-61	6--	--	--	2-8 .250	--	--	--	0-2 .000	--	4	0.7	1-0	--	--	--	--	4	0.7

Santiago Vescovi															#25 • G • 6-3 • 196 • Montevideo, Uruguay (NBA Global Academy [Canberra, Australia])			
Year	GP-GS	Min	Avg	FG-A	Pct	3FG-A	Pct	FT-A	Pct	Rebs	Avg	PF-FO	Ast	TO	Blk	Stl	Pts	Avg
2019-20	19-19	575	30.3	63-169 .373	--	36-100 .360	--	42-51 .824	--	62	3.3	61-2	70	67	3	23	204	10.7
2020-21	27-23	790	29.3	71-183 .388	--	53-142 .373	--	40-49 .816	--	101	3.7	62-0	84	51	1	32	235	8.7
2021-22	35-35	1093	31.2	145-351 .413	--	102-253 .403	--	73-92 .793	--	154	4.4	87-1	111	56	8	59	465	13.3
2022-23	33-33	1087	32.9	134-338 .396	--	91-246 .370	--	55-71 .775	--	153	4.6	63-1	102	51	3	60	414	12.5
2023-24	35-34	887	25.3	68-185 .368	--	43-132 .326	--	43-54 .796	--	128	3.7	91-1	86	34	1	38	222	6.3
Total	149-144	4432	29.7	481-1226 .392	--	325-873 .372	--	253-317 .798	--	598	4.0	364-5	453	259	16	212	1540	10.3

Isiah Victor															#44 • F • 6-9 • 220 • Hopkinsville, Ky. (University Heights HS)			
Year	GP-GS	Min	Avg	FG-A	Pct	3FG-A	Pct	FT-A	Pct	Rebs	Avg	PF-FO	Ast	TO	Blk	Stl	Pts	Avg
1997-98	29-7	599	20.7	78-154 .506	--	2-6 .333	--	65-113 .575	--	159	5.5	75-1	20	61	30	27	223	7.7
1998-99	30-9	719	24.0	126-214 .589	--	3-10 .300	--	84-141 .596	--	219	7.3	78-2	23	66	36	25	339	11.3
1999-00	33-33	670	20.3	112-223 .502	--	6-19 .316	--	89-136 .654	--	202	6.1	74-2	24	82	40	33	319	9.7
2000-01	33-32	869	26.3	153-282 .543	--	4-15 .267	--	113-182 .621	--	219	6.6	81-1	30	74	34	19	423	12.8
Totals	125-81	2857	22.9	469-873 .537	--	15-50 .300	--	351-572 .614	--	799	6.4	308-6	97	283	140	104	1304	10.4

Eddie Voelker															#41 • G • 6-2 • 160 • Louisville, Ky. (Bishop David HS)			
Year	GP-GS	Min	Avg	FG-A	Pct	3FG-A	Pct	FT-A	Pct	Rebs	Avg	PF-FO	Ast	TO	Blk	Stl	Pts	Avg
1970-71	16--	--	--	4-14 .286	--	--	--	2-6 .333	--	7	0.4	6-0	4	--	--	--	10	0.6
1971-72	16--	--	--	6-14 .429	--	--	--	25-38 .658	--	11	0.7	34-1	54	--	--	--	37	2.3
1972-73	22--	--	--	3-8 .375	--	--	--	13-15 .867	--	8	0.4	22-0	7	--	--	--	19	0.9
Totals	54--	--	--	13-36 .361	--	--	--	40-59 .678	--	26	0.5	62-1	65	--	--	--	66	1.2

Pat Walden															#43 • F • 6-5 • 215 • Knoxville, Tenn. (Karns HS)			
Year	GP-GS	Min	Avg	FG-A	Pct	3FG-A	Pct	FT-A	Pct	Rebs	Avg	PF-FO	Ast	TO	Blk	Stl	Pts	Avg
1981-82	2-0	3	1.5	0-0.000	--	--	--	2-2 .100	--	0	0.0	1-0	0	1	0	0	2	1.0

Derrick Walker															#15 • F • 6-8 • 236 • Kansas City, Mo. (Raytown Senior HS/Sunrise Christian Academy [Kan.])			
Year	GP-GS	Min	Avg	FG-A	Pct	3FG-A	Pct	FT-A	Pct	Rebs	Avg	PF-FO	Ast	TO	Blk	Stl	Pts	Avg
2017-18	34-0	299	8.8	28-47 .596	--	0-0.000	--	10-25 .400	--	75	2.2	43-0	9	21	7	3	66	1.9
2018-19	30-0	160	5.3	10-19 .526	--	0-0.000	--	5-19 .263	--	32	1.1	28-0	7	6	3	6	25	0.8
Totals	64-0	459	7.2	38-66 .576	--	0-0.000	--	15-44 .341	--	107	1.7	71-0	16	27	10	9	91	1.4

Harris Walker															#5 • G • 6-1 • 170 • Chattanooga, Tenn. (Brainerd HS/Hargrave Military Academy [Va.])			
Year	GP-GS	Min	Avg	FG-A	Pct	3FG-A	Pct	FT-A	Pct	Rebs	Avg	PF-FO	Ast	TO	Blk	Stl	Pts	Avg
1999-00	33-0	373	11.3	29-85 .341	--	6-19 .316	--	11-21 .524	--	50	1.5	53-1	59	47	1	26	75	2.3
2000-01	33-1	419	12.7	62-131 .473	--	12-31 .387	--	14-24 .583	--	47	1.4	70-2	67	62	1	24	150	4.5
Totals	66-1	792	12.0	91-216 .421	--	18-50 .360	--	25-45 .556	--	97	1.5	123-3	126	109	2	50	225	3.4

Bill Wallace															#24/#51/#20/#21 • C • 6-6 • 195 • Clearwater, Fla. (Clearwater HS)			
Year	GP-GS	Min	Avg	FG-A	Pct	3FG-A	Pct	FT-A	Pct	Rebs	Avg	PF-FO	Ast	TO	Blk	Stl	Pts	Avg
1960-61	1--	--	--	0-0.000	--	--	--	0-0.000	--	1	1.0	0-0	--	--	--	--	0	0.0
1961-62	3--	--	--	3-4 .750	--	--	--	1-3 .333	--	2	0.7	1-0	--	--	--	--	7	2.3
Totals	4--	--	--	3-4 .750	--	--	--	1-3 .333	--	3	0.8	1-0	--	--	--	--	7	1.8

Paul “Lefty” Walther															#14 • F • 6-2 • 155 • Covington, Ky.			
Year	GP-GS	Min	Avg	FG-A	Pct	3FG-A	Pct	FT-A	Pct	Rebs	Avg	PF-FO	Ast	TO	Blk	Stl	Pts	Avg
1947-48	25--	--	--	118-331 .356	--	--	--	98-137 .715	--	--	--	81--	--	--	--	--	334	13.4
1948-49	26--	--	--	176-470 .374	--	--	--	110-164 .671	--	--	--	79--	--	--	--	--	462	17.8
Totals	51--	--	--	294-801 .367	--	--	--	208-301 .691	--	--	--	160--	--	--	--	--	796	15.6

ALL-TIME PLAYER STATISTICS

OUTLOOK

PLAYERS

STAFF

REVIEW

RESULTS

RECORDS

HONORS

POSTSEASON

VOLMANAC

MEDIA INFO

**Wes Washpun #4 • G • 6-1 • 165 • Cedar Rapids, Iowa (Washington HS)**

Year	GP-GS	Min	Avg	FG-A	Pct	3FG-A	Pct	FT-A	Pct	Rebs	Avg	PF-FO	Ast	TO	Blk	Stl	Pts	Avg
2011-12	17-0	173	10.2	6-21	.286	0-3	.000	4-8	.500	22	1.3	22-0	23	15	7	8	16	0.9

C.J. Watson #32 • G • 6-2 • 170 • Las Vegas, Nev. (Bishop Gorman HS)

Year	GP-GS	Min	Avg	FG-A	Pct	3FG-A	Pct	FT-A	Pct	Rebs	Avg	PF-FO	Ast	TO	Blk	Stl	Pts	Avg
2002-03	29-28	1038	35.8	80-188	.426	24-66	.364	79-121	.653	121	4.2	57-0	160	85	6	36	263	9.1
2003-04	29-29	982	33.9	104-249	.418	44-107	.411	82-103	.796	123	4.2	55-2	145	73	3	45	334	11.5
2004-05	31-31	1082	34.9	109-266	.410	48-128	.375	103-136	.757	101	3.3	71-0	155	96	1	58	369	11.9
2005-06	30-30	956	31.9	136-291	.467	49-116	.422	137-156	.878	93	3.1	77-2	117	63	4	59	458	15.3
Totals	119-118	4058	34.1	429-994	.432	165-417	.396	401-516	.777	438	3.7	260-4	577	317	14	198	1424	12.0

Brandon Wharton #15 • G • 6-3 • 190 • Nashville, Tenn. (Overton HS)

Year	GP-GS	Min	Avg	FG-A	Pct	3FG-A	Pct	FT-A	Pct	Rebs	Avg	PF-FO	Ast	TO	Blk	Stl	Pts	Avg
1995-96	29-29	1017	35.1	112-298	.376	56-141	.397	86-115	.748	100	3.4	68-0	82	93	6	23	366	12.6
1996-97	27-27	962	35.6	153-371	.412	58-135	.430	90-113	.796	108	4.0	66-1	53	87	13	38	454	16.8
1997-98	29-28	977	33.7	143-365	.392	63-147	.429	92-127	.724	107	3.7	68-0	87	61	6	42	441	15.2
1998-99	30-30	948	31.6	132-332	.398	54-155	.348	72-95	.758	77	2.6	66-1	93	75	10	47	390	13.0
Totals	115-114	3904	33.9	540-1366	.395	231-578	.400	340-450	.756	392	3.4	268-2	315	316	35	150	1651	14.4

Tony White #11 • G • 6-2 • 170 • Charlotte, N.C. (Independence HS)

Year	GP-GS	Min	Avg	FG-A	Pct	3FG-A	Pct	FT-A	Pct	Rebs	Avg	PF-FO	Ast	TO	Blk	Stl	Pts	Avg
1983-84	34-16	796	23.4	117-249	.470	--	--	79-107	.738	43	1.3	72-3	57	54	3	19	313	9.2
1984-85	36-26	1117	31.0	221-432	.512	--	--	131-162	.809	88	2.4	104-4	77	87	1	24	573	15.9
1985-86	28-28	1031	36.8	249-493	.505	--	--	124-142	.873	59	2.1	60-3	66	69	1	26	721	25.2
1986-87	29-29	1090	37.6	259-530	.489	28-68	.412	165-183	.902	95	3.3	75-4	45	69	0	26	711	24.4
Totals	127-99	4034	31.8	846-1704	.496	28-68	.412	499-594	.840	285	2.2	311-14	245	279	5	94	2219	17.5

Kevin Whitted #44 • F • 6-9 • 220 • Wilmington, N.C. (Laney HS)

Year	GP-GS	Min	Avg	FG-A	Pct	3FG-A	Pct	FT-A	Pct	Rebs	Avg	PF-FO	Ast	TO	Blk	Stl	Pts	Avg
1992-93	30-0	467	15.6	81-145	.559	2-8	.250	23-33	.697	86	2.9	60-1	5	41	23	9	187	6.2
1993-94	27-13	515	19.1	83-188	.441	9-37	.243	22-35	.629	85	3.1	45-1	15	31	24	11	197	7.3
1994-95	27-13	711	26.3	137-258	.531	1-8	.125	48-54	.889	112	4.1	72-2	16	43	11	13	323	12.0
Totals	84-26	1693	20.2	301-591	.509	12-53	.226	93-122	.762	283	3.4	177-4	36	115	58	33	707	8.4

Ron Widby #53 • F • 6-4 • 209 • Knoxville, Tenn. (Fulton HS)

Year	GP-GS	Min	Avg	FG-A	Pct	3FG-A	Pct	FT-A	Pct	Rebs	Avg	PF-FO	Ast	TO	Blk	Stl	Pts	Avg
1964-65	25--	--	--	162-356	.455	--	--	38-49	.776	207	8.3	66-0	--	--	--	--	362	14.5
1965-66	26--	--	--	193-463	.417	--	--	65-83	.783	209	8.0	54-0	--	--	--	--	451	17.3
1966-67	28--	--	--	257-537	.479	--	--	105-127	.827	244	8.7	76-0	--	--	--	--	619	22.1
Totals	79--	--	--	612-1356	.451	--	--	208-259	.803	660	8.4	196-0	--	--	--	--	1432	18.1

Carl Widseth #21 • C • 6-3 • 180 • Minneapolis, Minn. (Davenport HS)

Year	GP-GS	Min	Avg	FG-A	Pct	3FG-A	Pct	FT-A	Pct	Rebs	Avg	PF-FO	Ast	TO	Blk	Stl	Pts	Avg
1952-53	21--	--	--	111-257	.432	--	--	100-144	.694	165	7.9	--	--	--	--	--	322	15.3
1953-54	22--	--	--	135-336	.402	--	--	152-225	.676	244	11.1	58--	--	--	--	--	422	19.2
1954-55	21--	--	--	135-316	.427	--	--	147-191	.770	236	11.2	35--	--	--	--	--	417	19.9
1955-56	24--	--	--	150-353	.425	--	--	222-288	.771	292	12.2	57--	--	--	--	--	522	21.8
Totals	88--	--	--	531-1262	.421	--	--	621-848	.732	937	10.6	150--	--	--	--	--	1683	19.1

Craig Wiener #22 • G • 6-3 • 190 • Memphis, Tenn. (Ridgeway HS)

Year	GP-GS	Min	Avg	FG-A	Pct	3FG-A	Pct	FT-A	Pct	Rebs	Avg	PF-FO	Ast	TO	Blk	Stl	Pts	Avg
1979-80	3-0	5	1.7	0-0	.000	--	--	2-2	1.00	1	0.3	1-0	0	3	0	0	2	0.7

Ed Wiener #19 • F • 6-3 • 185 • Brooklyn, N.Y. (Erasmus Hall HS)

Year	GP-GS	Min	Avg	FG-A	Pct	3FG-A	Pct	FT-A	Pct	Rebs	Avg	PF-FO	Ast	TO	Blk	Stl	Pts	Avg
1951-52	8--	--	--	1-8	.125	--	--	1-4	.250	--	--	6--	--	--	--	--	3	0.4
1952-53	21--	--	--	133-366	.363	--	--	95-158	.601	202	9.6	--	--	--	--	--	361	17.2
1953-54	22--	--	--	154-410	.376	--	--	106-145	.731	180	8.2	45--	--	--	--	--	414	18.8
1954-55	22--	--	--	165-395	.418	--	--	104-158	.658	156	7.1	47--	--	--	--	--	434	19.7
Totals	73--	--	--	453-1179	.384	--	--	306-465	.658	538	--	98--	--	--	--	--	1212	16.6

Elgrace Wilborn #15 • F • 6-8 • 230 • Springfield, Ohio (South HS)

Year	GP-GS	Min	Avg	FG-A	Pct	3FG-A	Pct	FT-A	Pct	Rebs	Avg	PF-FO	Ast	TO	Blk	Stl	Pts	Avg
2001-02	29-4	376	13.0	37-71	.521	0-1	.000	16-34	.471	85	2.9	44-0	7	35	16	4	90	3.1
2002-03	29-1	493	17.0	37-63	.587	0-0	.000	9-26	.346	135	4.7	63-2	17	30	45	9	83	2.9
Totals	58-5	869	15.0	74-134	.552	0-1	.000	25-60	.417	220	3.8	107-2	24	65	61	13	173	3.0

Tanner Wild #24 • G • 6-0 • 170 • Huntington, W.Va. (Huntington HS)

Year	GP-GS	Min	Avg	FG-A	Pct	3FG-A	Pct	FT-A	Pct	Rebs	Avg	PF-FO	Ast	TO	Blk	Stl	Pts	Avg
2005-06	3-0	5	1.7	0-1	.000	0-0	.000	0-0	.000	1	0.3	0-0	0	0	0	0	0	0.0
2006-07	10-0	13	1.3	1-5	.200	1-2	.500	0-0	.000	1	0.1	2-0	1	1	0	0	3	0.3
2007-08	9-0	16	1.8	2-4	.500	1-11	.091	1-3	.333	1	0.1	0-1	1	1	0	1	6	0.7
2008-09	5-0	8	1.6	1-3	.333	1-3	.333	1-2	.500	3	0.6	0-0	1	0	0	0	4	0.8
Totals	27-0	42	1.6	4-13	.308	3-7	.429	2-5	.400	6	0.2	2-0	3	2	0	1	13	0.5

Brian Williams #33 • C • 6-10 • 272 • Bronx, N.Y. (Harmony Community Prep)

Year	GP-GS	Min	Avg	FG-A	Pct	3FG-A	Pct	FT-A	Pct	Rebs	Avg	PF-FO	Ast	TO	Blk	Stl	Pts	Avg
2007-08	33-1	370	11.2	38-63	.603	1-2	.500	16-32	.500	115	3.5	57-1	12	18	8	10	93	2.8
2008-09	34-3	559	16.4	70-130	.538	3-10	.300	27-53	.509	189	5.6	89-0	24	31	20	18	170	5.0
2009-10	27-11	515	19.1	65-129	.504	0-1	.000	21-38	.553	173	6.4	71-0	21	32	20	10	151	5.6
2010-11	32-15	735	23.0	89-175	.509	1-11	.091	40-78	.513	238	7.4	101-4	46	43	22	18	219	6.8
Totals	126-30	2179	17.3	262-497	.527	5-14	.357	104-201	.517	715	5.7	318-5	103	124	70	56	633	5.0

Grant Williams #2 • F • 6-7 • 236 • Charlotte, N.C. (Providence Day School)

Year	GP-GS	Min	Avg	FG-A	Pct	3FG-A	Pct	FT-A	Pct	Rebs	Avg	PF-FO	Ast	TO	Blk	Stl	Pts	Avg
2016-17	32-29	814	25.4	132-262	.504	12-32	.375	126-189	.667	189	5.9	105-6	36	62	61	26	402	12.6
2017-18	35-35	1008	28.8	183-387	.473	3-25	.120	162-212	.764	211	6.0	116-6	66	74	44	21	531	15.2
2018-19	37-37	1180	31.9	234-414	.565	15-46	.326	213-260	.819	278	7.5	110-6	117	83	55	42	696	18.8
Totals	104-101	3002	28.9	549-1063	.516	30-103	.291	501-661	.758	678	6.5	331-18	219	219	160	89	1629	15.7

ALL-TIME PLAYER STATISTICS

Shane Williams #20 • G • 6-0 • 160 • Johnson City, Tenn. (Science Hill HS/ Northeastern Oklahoma A&M College)

Year	GP-GS	Min	Avg	FG-A	Pct	3FG-A	Pct	FT-A	Pct	Rebs	Avg	PF-FO	Ast	TO	Blk	Stl	Pts	Avg
1994-95	27-27	1034	38.3	75-200	.375	44-132	.333	23-29	.793	90	3.3	75-3	78	64	2	41	217	8.0
1995-96	29-29	1079	37.2	75-198	.379	50-132	.379	38-55	.691	111	3.8	70-0	113	41	3	56	238	8.2
Totals	56-56	2113	37.7	150-398	.377	94-264	.356	61-84	.726	201	3.6	145-3	191	105	5	77	455	8.1

Tommy Wilson #50 • G • 6-0 • 170 • Springfield, Ohio (Springfield HS)

Year	GP-GS	Min	Avg	FG-A	Pct	3FG-A	Pct	FT-A	Pct	Rebs	Avg	PF-FO	Ast	TO	Blk	Stl	Pts	Avg
1960-61	18--	--	--	27-59	.458	--	--	8-11	.727	22	1.2	25-1	--	--	--	--	62	3.4
1961-62	23--	--	--	129-303	.426	--	--	84-96	.875	80	3.5	49-1	--	--	--	--	342	14.9
1962-63	24--	--	--	51-142	.359	--	--	38-49	.776	30	1.3	28-0	--	--	--	--	114	4.8
Totals	65--	--	--	194-461	.421	--	--	130-156	.833	132	2.0	102-2	--	--	--	--	518	8.0

John Winchester #5 • G • 6-4 • 175 • Stamford, Conn. (Marist HS/Milford Academy)

Year	GP-GS	Min	Avg	FG-A	Pct	3FG-A	Pct	FT-A	Pct	Rebs	Avg	PF-FO	Ast	TO	Blk	Stl	Pts	Avg
2002-03	25-1	198	7.9	11-48	.229	7-30	.233	8-10	.800	21	0.8	23-0	15	22	0	2	37	1.5
2003-04	29-13	578	19.9	51-142	.359	25-80	.313	30-37	.811	57	2.0	53-1	45	33	0	17	157	5.4
Totals	54-14	776	14.4	62-190	.326	32-110	.291	38-47	.809	78	1.4	76-1	60	55	0	19	194	3.6

Major Wingate #1 • C • 6-10 • 250 • Florence, S.C. (North Gwinnett [Ga.] HS)

Year	GP-GS	Min	Avg	FG-A	Pct	3FG-A	Pct	FT-A	Pct	Rebs	Avg	PF-FO	Ast	TO	Blk	Stl	Pts	Avg
2003-04	29-15	470	16.2	39-96	.406	0-0	.000	26-40	.650	73	2.5	58-0	18	42	18	10	104	3.6
2004-05	30-8	511	17.0	54-107	.505	0-0	.000	42-72	.583	91	3.0	66-1	14	37	20	12	150	5.0
2005-06	30-29	748	24.9	125-225	.556	1-5	.200	66-106	.623	121	4.0	77-1	31	70	32	13	317	10.6
Totals	89-52	1729	19.4	218-428	.509	1-5	.200	134-218	.615	285	3.2	201-2	63	149	70	35	571	6.4

Lang Wiseman #22 • G • 6-4 • 200 • Arlington, Tenn. (Bolton HS)

Year	GP-GS	Min	Avg	FG-A	Pct	3FG-A	Pct	FT-A	Pct	Rebs	Avg	PF-FO	Ast	TO	Blk	Stl	Pts	Avg
1989-90	28-0	292	10.4	27-77	.351	10-34	.294	13-20	.650	29	1.0	36-0	29	18	2	8	77	2.8
1990-91	33-30	994	30.1	155-346	.448	54-170	.318	70-85	.824	100	3.0	81-2	104	102	4	52	434	13.2
1991-92	33-30	876	26.5	131-293	.447	39-96	.406	44-60	.733	135	4.1	87-1	71	63	8	41	345	10.5
1992-93	29-22	748	25.8	106-248	.427	49-125	.392	39-54	.722	89	3.1	66-2	44	57	6	27	300	10.3
Totals	123-82	2910	23.7	419-964	.435	152-425	.358	166-219	.758	353	2.9	270-5	248	240	20	128	1156	9.4

Howard Wood #44 • C • 6-7 • 235 • East Hampton, N.Y. (East Hampton HS)

Year	GP-GS	Min	Avg	FG-A	Pct	3FG-A	Pct	FT-A	Pct	Rebs	Avg	PF-FO	Ast	TO	Blk	Stl	Pts	Avg
1977-78	24--	--	--	48-93	.516	--	--	26-38	.684	101	4.2	37-1	7	17	3	6	122	5.1
1978-79	33--	--	--	114-230	.496	--	--	56-73	.767	144	4.4	68-0	15	49	8	16	284	8.6
1979-80	29-2	646	22.3	141-280	.504	--	--	97-113	.858	151	5.2	67-0	12	37	11	23	379	13.1
1980-81	29-29	985	34.0	150-287	.523	--	--	116-144	.805	199	6.9	85-1	40	75	18	33	416	14.3
Totals	115-31	--	--	453-890	.509	--	--	295-368	.801	595	5.2	257-2	74	178	40	78	1201	10.4

Jim Woodall #44 • F • 6-6 • 215 • Charleston, W.Va. (Dunbar HS)

Year	GP-GS	Min	Avg	FG-A	Pct	3FG-A	Pct	FT-A	Pct	Rebs	Avg	PF-FO	Ast	TO	Blk	Stl	Pts	Avg
1968-69	27--	--	--	8-19	.421	--	--	5-9	.556	32	1.2	28-0	1	--	--	--	21	0.8
1969-70	24--	--	--	23-44	.523	--	--	22-31	.710	95	4.0	49-2	16	--	--	--	68	2.8
1970-71	26--	--	--	64-117	.547	--	--	50-63	.794	161	6.2	93-7	26	--	--	--	178	6.8
Totals	77--	--	--	95-180	.528	--	--	77-103	.748	288	3.7	170-9	43	--	--	--	267	3.5

Kevin Woods #31 • F • 6-6 • 190 • Baltimore, Md. (Dunbar HS)

Year	GP-GS	Min	Avg	FG-A	Pct	3FG-A	Pct	FT-A	Pct	Rebs	Avg	PF-FO	Ast	TO	Blk	Stl	Pts	Avg
1981-82	24-0	180	7.5	23-42	.548	--	--	7-8	.875	12	0.5	14-0	7	11	3	4	53	2.2
1982-83	26-7	459	17.7	33-75	.440	--	--	10-12	.833	51	2.0	46-1	16	32	2	4	76	2.9
1983-84	31-16	603	19.5	65-149	.436	--	--	15-24	.625	67	2.2	54-0	23	23	2	7	145	4.7
1984-85	12-3	170	14.2	12-27	.444	--	--	2-3	.667	24	2.0	23-0	4	5	0	8	26	2.2
Totals	93-26	1412	15.2	133-293	.454	--	--	34-47	.723	154	1.7	137-1	50	71	7	23	300	3.2

Rodney Woods #10 • G • 5-11 • 155 • Four Mile, Ky. (Lone Jack HS)

Year	GP-GS	Min	Avg	FG-A	Pct	3FG-A	Pct	FT-A	Pct	Rebs	Avg	PF-FO	Ast	TO	Blk	Stl	Pts	Avg
1972-73	24--	--	--	99-225	.440	--	--	36-40	.900	41	1.7	57-1	142	--	--	--	234	9.8
1973-74	26--	--	--	105-243	.432	--	--	45-53	.849	45	1.7	41-1	156	--	--	--	255	9.8
1974-75	26--	--	--	96-211	.455	--	--	35-43	.814	39	1.5	43-1	227	--	--	--	227	8.7
Totals	76--	--	--	300-679	.442	----	----	116-136	.853	125	1.6	141-3	525	--	--	--	716	9.4

Terrence Woods #31 • G • 6-3 • 185 • Memphis, Tenn. (Treadwell HS)

Year	GP-GS	Min	Avg	FG-A	Pct	3FG-A	Pct	FT-A	Pct	Rebs	Avg	PF-FO	Ast	TO	Blk	Stl	Pts	Avg
1999-00	32-0	242	7.6	40-85	.471	26-64	.406	4-6	.667	31	1.0	31-0	18	15	0	13	110	3.4
2000-01	32-0	409	12.8	61-165	.370	48-125	.384	20-25	.800	41	1.3	44-1	29	29	0	17	190	5.9
Totals	64-0	651	10.2	101-250	.404	74-189	.392	24-31	.774	72	1.1	75-1	47	44	0	30	300	4.7

Brad Woodson #32/#12 • G • 6-1 • 177 • Murfreesboro, Tenn. (Riverdale HS)

Year	GP-GS	Min	Avg	FG-A	Pct	3FG-A	Pct	FT-A	Pct	Rebs	Avg	PF-FO	Ast	TO	Blk	Stl	Pts	Avg
2015-16	10-0	63	6.3	2-14	.143	1-9	.111	2-2	1.000	8	0.8	6-0	3	2	0	1	7	0.7
2016-17	4-0	11	2.8	2-7	.286	1-4	.250	2-21	.000	0	0.0	1-0	1	0	1	1	7	1.8
2017-18	2-0	6	3.0	0-2	.000	0-0	.000	0-0	.000	0	0.0	1-0	0	0	0	0	0	0.0
2018-19	5-0	12	2.4	2-4	.500	2-3	.667	2-21	.000	1	0.2	1-0	2	0	0	1	8	1.6
Totals	21-0	92	4.4	6-27	.222	4-18	.222	6-61	.000	9	0.4	9-0	6	2	1	3	22	1.0

Dominic Woodson #55 • F • 6-10 • 290 • Austin, Texas (Huntington Prep [W.Va.]/U. of Memphis)

Year	GP-GS	Min	Avg	FG-A	Pct	3FG-A	Pct	FT-A	Pct	Rebs	Avg	PF-FO	Ast	TO	Blk	Stl	Pts	Avg
2014-15	4-0	48	12.0	6-12	.500	0-0	.000	2-6	.333	8	2.0	12-1	1	3	2	3	14	3.5

Renaldo Woolridge #0/#3 • F • 6-9 • 215 • Sherman Oaks, Calif. (Harvard-Westlake HS)

Year	GP-GS	Min	Avg	FG-A	Pct	3FG-A	Pct	FT-A	Pct	Rebs	Avg	PF-FO	Ast	TO	Blk	Stl	Pts	Avg
2008-09	32-6	283	8.8	28-90	.311	19-69	.275	9-17	.529	43	1.3	31-0	17	11	8	4	84	2.6
2009-10	28-10	365	13.0	33-86	.384	15-47	.319	14-24	.583	80	2.9	38-0	9	24	11	7	95	3.4
2010-11	8-0	72	9.0	6-17	.353	0-8	.000	1-2	.500	11	1.4	9-0	4	2	0	13	16	1.6
2011-12	25-4	341	13.6	43-106	.406	16-43	.372	6-11	.545	82	3.3	29-0	7	16	5	2	108	4.3
Totals	93-20	1061	11.4	110-299	.368	50-167	.299	30-54	.556	216	2.3	107-0	37	55	26	13	300	3.2

ALL-TIME PLAYER STATISTICS

Lou Wright #42 • G • 6-5 • 195 • Memphis, Tenn. (Raleigh-Egypt HS/Southwest Tennessee C.C.)

Year	GP-GS	Min	Avg	FG-A	Pct	3FG-A	Pct	FT-A	Pct	Rebs	Avg	PF-FO	Ast	TO	Blk	Stl	Pts	Avg
2003-04	2-0	3	1.5	0-2	.000	0-1	.000	0-0	.000	0	0.0	0-0	0	0	1	0	0	0.0

Robert Wunderlich

#51 • F • 6-6 • 185 • Nashville, Tenn (Overton HS)

Year	GP-GS	Min	Avg	FG-A	Pct	3FG-A	Pct	FT-A	Pct	Rebs	Avg	PF-FO	Ast	TO	Blk	Stl	Pts	Avg
1977-78	1--	--	--	0-0	.000	--	--	0-0	.000	0	0.0	1-0	0	0	0	0	0	0.0

Vincent Yarbrough

#1 • F • 6-7 • 210 • Cleveland, Tenn. (Cleveland HS)

Year	GP-GS	Min	Avg	FG-A	Pct	3FG-A	Pct	FT-A	Pct	Rebs	Avg	PF-FO	Ast	TO	Blk	Stl	Pts	Avg
1998-99	30-28	705	23.5	83-199	.417	23-84	.274	40-57	.702	156	5.2	54-1	42	48	29	43	229	7.6
1999-00	33-33	1010	30.6	172-368	.467	53-148	.358	92-125	.736	228	6.9	60-0	81	68	33	55	489	14.8
2000-01	33-33	1047	31.7	164-370	.443	43-127	.339	88-138	.638	244	7.4	66-0	83	74	44	55	459	13.9
2001-02	31-31	1097	35.4	194-457	.425	60-167	.359	112-163	.687	234	7.5	60-0	87	93	25	58	560	18.1
Totals	127-125	3859	30.4	613-1394	.440	179-526	.340	332-483	.687	862	6.8	240-1	293	283	131	211	1737	13.7

Bill Young

#33 • C/F • 6-3 • 180 • Knoxville, Tenn. (South HS)

Year	GP-GS	Min	Avg	FG-A	Pct	3FG-A	Pct	FT-A	Pct	Rebs	Avg	PF-FO	Ast	TO	Blk	Stl	Pts	Avg
1966-67	16--	--	--	4-13	.308	--	--	5-10	.500	21	1.3	16-0	--	--	--	--	13	0.8

Zakai Zeigler

#5 • G • 5-9 • 171 • Long Island, N.Y. (Our Saviour Lutheran School)

Year	GP-GS	Min	Avg	FG-A	Pct	3FG-A	Pct	FT-A	Pct	Rebs	Avg	PF-FO	Ast	TO	Blk	Stl	Pts	Avg
2021-22	35-1	774	22.1	94-247	.381	44-125	.352	75-89	.843	66	1.9	61-0	93	60	3	60	307	8.8
2022-23	30-15	860	28.7	105-280	.375	51-164	.311	60-72	.833	82	2.7	67-1	161	68	6	59	321	10.7
2023-24	36-30	1135	31.5	134-341	.393	72-209	.344	84-119	.706	101	2.8	48-0	218	78	3	62	424	11.8
Total	101-46	2769	27.4	333-868	.384	167-498	.335	219-280	.782	249	2.5	176-1	472	206	12	181	1052	10.4

Seasons included: 1948-49 and 1950-51 through present (missing 1949-50 season).
Please direct additions/edits to alexschwartz@tennessee.edu.

OUTLOOK

PLAYERS

STAFF

REVIEW

RESULTS

RECORDS

HONORS

POSTSEASON

VOLMANAC

MEDIA INFO



HISTORICAL HOME VENUES

The game of basketball was a dozen years old before UT students organized their first class teams in 1903; and Naismith's brainchild was almost 20 years old when the first UT varsity fire went into action.

The first UT players soon discovered that the YMCA gym was woefully lacking as a place for the fast-paced game of basketball. The court in the tiny arena was wall-to-wall. Spectators hung from an encircling balcony, built to accommodate a track. So, after two seasons of cramped activities, the Vols made their first of several moves to larger and better arenas.

In 1988, the Vols opened the 24,535-seat Thompson-Boling Assembly Center and Arena. Oddly enough, the new arena could hold all of the seats in the previous gyms; and, in inflated dollars, it cost five times as much as all the others combined.

Through nearly 100 years of Volunteer basketball, these previous local arenas provided a decisive home-court advantage. The home-game record from 1909 to 1987 stood at 677-172, a winning edge of .800.

— by Neal O'Steen

UT YMCA Gymnasium 1909-12 12-6 (.666)


The UT YMCA Gymnasium served as the Vols' home from 1909-12. The building, which was built at a cost of \$18,000, gave the school its first adequate central heating system and bathtub while also providing a gym, bowling alley, ball cage, reading room, assembly hall and a few dormitory rooms. The Vols won their first home game, a 55-16 decision over TSD on Jan. 29, 1909. Probably the most exciting game in the facility was its final game, when "Skeet" Klein hit a shot at the buzzer to give the Vols a 36-35 win over the Knoxville YMCA Tigers in front of a packed house of 200 fans.

Knoxville YMCA Gymnasium 1913-22 53-9-1 (.856)

As the need for more seating grew, officials made arrangements to practice and play games at the downtown YMCA. Because the Vols shared the facility with their rivals, the Knoxville YMCA Tigers, Tennessee was only able to practice on the court three days a week. When not able to practice downtown, the Vols were forced back to the UT YMCA Gym. However, the downtown facility allowed more than double the seating capacity than the campus building. The Vols were 53-9-1 in 10 years downtown.

Jefferson Hall 1923-32 72-27 (.727)

Built in early 1922 at a cost of \$19,095.01, Jefferson Hall was a multi-purpose facility that allowed the Vols to move back on campus in time for the 1922-23 season. Collapsible bleachers from Shields-Watkins Field were brought into the building after football season to allow seating for 1,500 fans. An improvement over past arenas, Jefferson Hall created problems with a stage and a court in the facility and heating being a difficult matter. Tennessee capped off a decade of play in the building, which looked like a wooden barn, with a 27-22 win over Vanderbilt on Feb. 19, 1932. After being converted to a National Guard Armory, the wooden building caught fire on Dec. 20, 1934, providing a spectacular fireworks display from the National Guard's ammunition supply.



JEFFERSON HALL

Alumni Memorial Auditorium-Gymnasium 1933-58 231-61 (.823)

Alumni Memorial Auditorium-Gymnasium was built in 1932 to recognize alumni who lost their lives in World War I and the Spanish-American War. Almost the size of a football field, it was one of the largest buildings on campus. Upon its completion, UT's games were moved to the arena, and the athletic department offices were moved from Carrick Hall. A multi-purpose facility that served the needs of the academic, athletic and entertainment departments of the University,

the building held 3,200 fans for basketball games and 3,800 for stage performances. The grand opening of the arena saw the Vols defeat Lincoln Memorial University 41-18 on Dec. 17, 1932, just one week after the formation of the Southeastern Conference. In 1936, UT stars Harry Anderson and Biggy Marshall brought the school its first SEC championship when the Vols won the SEC Tournament in the building. Regarded as one of the best facilities in the entire South, Alumni Gym served as the host of the SEC Tournament four times (1936, 1937, 1939 and 1940). But as the popularity of basketball grew with Tennessee's 26-game home winning streak in the early 1940s, the Vols soon began to outgrow the building.



ALUMNI GYMNASIUM

Armory-Fieldhouse/ Stokely Athletics Center 1959-87 321-69 (.823)

Initially built to accommodate up to 7,000 fans, Armory-Fieldhouse was designed so the arena could eventually be doubled in size. The \$1.5 million structure used steel trusses that were 208 feet long and weighed 66 tons to support the roof. The building was used for several other university functions in addition to basketball games, such as commencements, occasional concerts and a speaking engagement by vice president Hubert Humphrey. The Volunteers opened the facility with a 72-71 win over Wyoming on Dec. 2, 1958.

Armory-Fieldhouse was expanded thanks in large part to a \$500,000 gift from William B. Stokely, chairman of Stokely-Van Camp, Inc., of Indianapolis, that helped offset the \$3 million expansion costs. Work on the expansion began in early 1966, and the larger arena was ready in time for the 1966-67 season. In the first game of the expanded facility, the Vols upset three-time defending Big Ten Conference champion Michigan 72-54 on Dec. 1, 1966. That was a sign of things to come for Ray Mears' squad, as the Vols went on to win their first 23 games in the arena, including a 14-0 home record in 1966-67.

Stokely Athletics Center served as the home for the Vols for 29 years and presided over some of the most successful teams in school history. When Thompson-Boling Arena was completed before the 1987-88 season, the Vols had an impressive 321-69 record at Stokely. After Thompson-Boling Arena became the new home of Tennessee basketball, several athletic offices were still housed in Stokely, along with ROTC offices and classrooms.

Stokely was vacated during the winter of 2012-13, and the facility was razed in the summer of 2014 to repurpose the land it occupied.



STOKELY ATHLETICS CENTER

THOMPSON-BOLING ARENA AT FOOD CITY CENTER



The third-largest on-campus arena in the country, Thompson-Boling Arena at Food City Center is one of the nation's biggest and brightest stages for college basketball.

Named for the late B. Ray Thompson and former UT President Dr. Edward J. Boling, the venue regularly hosts Tennessee men's and women's basketball and volleyball matches as well as concerts, camps, conferences and other special events throughout the year.

Ticket facilities are conveniently located on the Phillip Fulmer Way level on the west end of the building. The Tennessee men's basketball staff, along with the women's hoops staff, occupy offices in the arena on the Phillip Fulmer Way level. The arena's dining center, also located on Phillip Fulmer Way and highlighted by a Which Wich, opened in 1989. It operates on a daily basis, catering to the university's staff.

Entrances to the building are located on the east and west ends, with protection from the elements provided by tucking the doors under the structure. There are a total of 132 entrance doors to the arena.

A continuous-ring concourse encircles the building permitting entrance to eight large restrooms, six concession areas and 32 portals leading to the arena. The playing floor level provides access to team dressing rooms, press work areas and storage rooms.

The distance from the playing floor to the roof is 120 feet, the equivalent of a 12-story building. The arena is 448 feet long and 310 feet wide. It contains more than 411,000 square feet of floor space and more than 17 million cubic feet of space. The structure's roof measures 142,000 square feet, which is approximately three-and-one-quarter acres. In the fall of 2008, the University of Tennessee Athletics Department unveiled Phase I of a two-phase renovation project for Thompson-Boling Assembly Center and Arena.

The \$35 million project marked the first major renovation to the arena since it opened in 1987. In that time, more than 24 million patrons have attended thousands of arena events, including basketball games, concerts, graduations and other special events.

Phase I included new seats for the entire arena, a center-hung scoreboard and concourse refurbishments, such as graphics and other amenities.

Phase I also included new luxury suites and loge seating, which were a primary funding source for much of the renovations. The 32 luxury suites are located in the north balcony of the arena. The loge area features 166 side court seats, located directly below the luxury suites and includes private adjoining hospitality areas.

Phase II also included the construction of a bridge connecting the G-10 parking garage to the arena at concourse level, and a 360-degree LED ribbon board located between the upper and lower decks also was added.

Finally, with the installation of state-of-the-art LED light fixtures—first put to use in February 2014—it became one of the first venues in the world to feature lights that are smaller, brighter, and up to 85 percent more efficient than conventional arena metal halide lights.

In 2018, an extensive facelift took place to the existing men's and women's basketball locker-room space along the arena's north corridor on event level. Both locker rooms were enlarged and modernized with state-of-the-art technological and aesthetic enhancements. In addition, an expanded and enhanced athletic training facility, featuring world-class hydrotherapy systems, was completed for use by both basketball programs.

That new "Larry Pratt Basketball Locker Room Complex" cost \$5 million, funded entirely through private gifts. Lead donor Larry Pratt's commitment of \$2 million during the Campaign for Comprehensive Excellence—coupled with other leadership gifts—enabled UT to fund the project.

Prior to the 2023-24 season, Tennessee announced a multi-year naming-rights agreement with longtime Tennessee Athletics corporate champion Food City that rebrands UT's on-campus arena as Thompson-Boling Arena at Food City Center.

THOMPSON-BOLING ARENA AT FOOD CITY CENTER FIRSTS

Game:	December 3, 1987 (Tennessee 82, Marquette 56)
Points:	Clarence Swearengen (Tennessee)
Field Goal:	Clarence Swearengen (Tennessee)
Free Throw:	Tony Reeder (Marquette) Dyron Nix (Tennessee's first)

YEAR-BY-YEAR IN THOMPSON-BOLING ARENA AT FOOD CITY CENTER

Year	Record	Pct.	2006-07	16-0	1.000
Year	Record	Pct.	2007-08	16-0	1.000
1987-88	13-3	.813	2008-09	10-5	.667
1988-89	13-4	.765	2009-10	15-1	.938
1989-90	11-4	.733	2010-11	10-8	.556
1990-91	7-9	.438	2011-12	15-4	.789
1991-92	13-3	.813	2012-13	13-4	.765
1992-93	8-7	.533	2013-14	14-3	.824
1993-94	5-10	.333	2014-15	9-7	.563
1994-95	7-8	.467	2015-16	12-4	.750
1995-96	11-6	.647	2016-17	11-5	.688
1996-97	11-5	.688	2017-18	13-2	.867
1997-98	14-2	.875	2018-19	18-0	1.000
1998-99	14-1	.933	2019-20	11-6	.647
1999-00	15-1	.938	2020-21	13-3	.813
2000-01	12-3	.800	2021-22	16-0	1.000
2001-02	10-4	.714	2022-23	14-2	.875
2002-03	12-5	.706	2023-24	14-2	.875
2003-04	14-3	.824	Totals	453-142	.761
2004-05	10-6	.625			
2005-06	13-2	.712			

OUTLOOK

PLAYERS

STAFF

REVIEW

RESULTS

RECORDS

HONORS

POSTSEASON

VOLMANAC

MEDIA INFO



PRATT PAVILION



Pratt Pavilion is located adjacent to Food City Center and houses two full-size basketball courts, one for each of Tennessee's men's and women's teams, as well as an athletic training room, a weight room, a film-study room and recruiting lounges.

Directly connected to the arena, Pratt Pavilion features convenient, ground-level parking. The 70,000-square-foot structure boasts balconies at the south side of the building which overlook the practice courts. The west facade of the building is glassed from the first floor to the second floor, allowing visibility of gallery and display areas from the street. The building is a significant element to the picturesque south entrance to the University of Tennessee campus.

The facility is named after lead donor Larry Pratt, whose love for Tennessee athletics began at a young age, when his father, Floyd, brought him to various sporting events at Neyland Stadium, Alumni Gym and Stokely Athletics Center.

In the 1990s, Pratt honored his father by creating an endowed scholarship in his name as a member of the Nathan Dougherty Society. Larry Pratt also was recognized at the 2003 Tennessee-Georgia football game for a \$1 million donation to the STEP-UP Campaign.

A native of Athens, Tennessee, Pratt currently resides in McLean, Virginia. He graduated from the University of Tennessee in 1972 with a degree from the College of Business and serves as president and CEO of First Savings Mortgage Corporation, the largest private mortgage banker in Washington, D.C.

Pratt's \$5 million commitment in April 2006, along with 341 other individual contributors through the Campaign for Tennessee Basketball, made Pratt Pavilion possible.

The UT Athletic Department first broke ground on the Pratt Pavilion in August 2006, and teams began practicing in the new structure on Oct. 12, 2007.

Tennessee's newest world-class basketball facility was officially unveiled and dedicated on Saturday, Jan. 19, 2008.

Both courts were completely refinished after the 2014-15 season, and the weight room was renovated and expanded to 4,350 square feet in the summer of 2016.

Select areas within Pratt Pavilion have been named in honor of other donors whose support for UT also helped make the project a reality:

- Brenda Lawson Court (women's)
- Kathleen M. Bolze Locker Room (women's)
- Frankie Ellis Wade Balcony
- Kevin & Michelle Clayton Locker Room (men's)
- John Ward Film Room
- Chris Lofton Room*

**gifts by Jerry and Nancy Fortner and Brian and Craig Nelson*



What's a Volunteer? Not your run of the mill school nickname, the proud legacy of the Volunteer calls Tennessee student-athletes to compete at an elevated standard when the stakes are highest. A Volunteer is the bravest breed of human from the boldest nation on Earth, fiercely proud to call Tennessee home whether the battle lies within its borders or in a land far away.

THE FIRST VOLUNTEERS
In the aftermath of the Declaration of Independence, Americans were determined to create a nation that was free of the evils that had required them to resort to revolution. Among these was the fear of a large standing army. Such a force could be used to impose the will of an evil monarch and was therefore a threat to individual liberties. Instead, they would rely upon a volunteer army, citizen soldiers who would be called into service at times of crisis to serve their country.

When the people who would later be known as Tennesseans were first asked to volunteer for such an army, they had been living along the upper tributaries of the Tennessee River, near modern day Elizabethton. The call went out for volunteers to gather at Sycamore Shoals in September 1780 and march across the Smoky Mountains to meet this British threat. When finally assembled, the volunteers totaled almost 1,000 men, virtually the entire fighting force of the settlements. These "Overmountain Men" defeated the British at King's Mountain to turn the tide of the war in favor of the fledgling nation.

The tradition of the Tennessee Volunteer was thus already initiated when, in the War of 1812, the nation once again went to war. As they had done over 30 years before, Tennesseans responded enthusiastically. Instead of the 3,500 troops requested, 25,000 Tennesseans joined, participating in battles from the Canadian border to the Gulf of Mexico.



ANDREW JACKSON

Earlier in the War of 1812 the British torched Washington. The Tennessee Volunteers made sure New Orleans would suffer no such fate. Under future President Andrew "Old Hickory" Jackson at the Battle of New Orleans, Tennessee Volunteers took part in the greatest victory of the war when they helped to defeat an army of crack British regulars. Facing more than twice their number, the Tennessee Volunteers joined a New Orleans militia, a group of former Haitian slaves fighting as free men and a band of outlaws headed by the notorious pirate Jean Lafitte. Thanks in no small part to the deadly Volunteer riflemen of Tennessee, the U.S. took a lopsided victory where more than 2,000 British were killed or wounded compared to eight killed and 13 wounded on the American side.

Jacob Hartsell, a captain in the 2nd East Tennessee militia, was among the Tennesseans who took part in the battle. He was so inspired by his fellow Tennesseans that he wrote a heroic poem in their honor. Entitled "The Brave Volunteer," this poetic journal entry is the earliest known written reference to Tennesseans as Volunteers.



DAVY CROCKETT

Two decades later, Tennesseans advanced their reputation as volunteers when, unsolicited, several hundred made the journey south to assist the Texans in their war for independence from Mexico. The best known of these was David Crockett. His already legendary status was only enhanced by his dramatic death at the Alamo in 1836.

But before the Alamo fell, 33 Tennesseans, the largest number of defenders provided by any state — nearly four times as many as from Texas — kept Mexican General Santa Anna's overwhelming army at bay for 13 days against unbelievable odds. On March 6, 1836, the brave Tennessee Volunteers and the other Alamo defenders were overrun and breathed their last.

However, the crucial days the Volunteers slowed down the Mexican army gave another Tennessean, Sam Houston, enough time to gallop through Texas raising an army to defend what would become the Lone Star State. This army defeated Santa Anna in no small part because of the contributions of Tennessee's Volunteers. There can be no doubt Texas owes a great debt of gratitude for its statehood to the fierce men from Tennessee.

TENNESSEE... THE VOLUNTEER STATE
But Tennessee's status as the "Volunteer State" was solidified 10 years later when the United States War Department called for volunteers in the War with Mexico. Moving quickly to meet their allotted quota of 2,800 recruits, state officials were overwhelmed by 30,000 volunteers.

It was during the Spanish-American War that the students of the University of Tennessee began to lay official claim to the Volunteer nickname for themselves. In 1897, the student yearbook was christened, The Volunteer.

In 1902, the Atlanta Constitution used the term "Volunteers" to describe the football team when recounting a game between UT and Georgia Tech. However, the university sports teams continued to operate without an official nickname until 1905. In March of that year an article in the Knoxville Journal announced a nickname had been chosen.

"One of the admirers of the old school has suggested 'the Volunteers'," the newspaper reported. In classic understatement the report concludes, "The name sounds good, and it is likely that it will stick."

THE VOLUNTEER SPIRIT
There have been other men who symbolized the indomitable Tennessee Volunteer spirit on and off the field of battle. One of the most famous proved to be Alvin York in World War I. York was drafted and nearly single-handedly captured 132 Germans, took out about 35 machine guns which had been decimating his battalion and killed no fewer than 25 of the enemy, according to officers' reports. Indeed, Marshall Ferdinand Foch said of York's heroism, "What you did was the greatest thing accomplished by any private soldier of all the armies of Europe."

Humbly, the reluctant hero returned home to Tennessee as the toast of the nation. Yet York wasn't interested in celebrity or cashing in on his fame, saying, "This uniform ain't for sale."

Tennessee Volunteers took part in every theater of World War II, whether helping secure the deadly beaches of Normandy to working in their own backyard in Oak Ridge on The Manhattan Project and the atomic bomb that brought an end to war in the Pacific.

Not every Volunteer story was forged in wartime. Part of the Volunteer legend deals with self-sacrifice for the good of others. Take Tennessee train engineer Casey Jones, for instance. Steaming full-bore in the early morning in Vaughan, Miss., in 1900, Jones saw boxcars in the distance on the tracks in front of him. When it became apparent the passenger train he was driving was destined for a catastrophic collision, Jones was faced with a desperate choice — he could jump out of the engine and save his life before the crash or he could stay in the engine and try to slow the train enough to save more passengers' lives. After ordering his fireman to jump from the racing locomotive and save himself, Jones died that day saving dozens of lives in an amazing display of self-sacrifice. But his story and heroism live in the ballad devoted to the Tennessean who saved so many lives that day in his casket of splintered wood and twisted steel.

The legend of the Tennessee Volunteer also applies to great minds who create items of great cultural value in interesting ways. The first constitution ever written by white men in America was drafted in 1772 by the Watauga Association near present day Elizabethton. Take the example of the Cherokee silversmith Sequoyah, the only known man in the history of the world to single-handedly create an alphabet, the first written language for a Native American people.

Similarly, Tennessean Alex Haley became one of America's most famous authors after recounting the experience of African-Americans in his highly-acclaimed "Roots." Haley chose to make his home in Norris, just a short drive from the University of Tennessee.

Every time since the nation's birth to this very day, when the U.S. needs an extraordinary effort to brush back the dark curtain of hopelessness, the Tennessee Volunteers are called. The bravery, heroism, wisdom and ferocity of the Volunteers place them on a pedestal of great American legends.

— by Nathan Kirkham
Rockwood, Tenn.

OUTLOOK	
PLAYERS	
STAFF	
REVIEW	
RESULTS	
RECORDS	
HONORS	
POSTSEASON	
VOLMANAC	
MEDIA INFO	






JUST DO IT.

ENGINEERED TO THE
EXACT SPECIFICATIONS OF
TENNESSEE
CHAMPIONSHIP ATHLETES





MEDIA INFO

MEDIA GUIDELINES



All media requests related to the Tennessee men's basketball program should be directed via phone or email to Alex Schwartz (609-802-3674, alexschwartz@tennessee.edu).

MEDIA CREDENTIALS

Outlets interested in obtaining credentials to cover Tennessee basketball home games must apply for credentials via Sports Systems.

LINK:

<http://www.sportssystem.com/tennessee>

Upon visiting the link provided above, applicants must check a box indicating that they agree to the Southeastern Conference's media credentialing terms and conditions for use before selecting "Tennessee men's basketball." Applications for single-game credentials should be submitted at least one week in advance of the game(s) one plans to cover. Credentials will be available for pickup at the media entrance (southeast end) of Food City Center (event level) two hours prior to tipoff. **Only working media, staff and professional basketball scouts will be issued credentials**, and all credentials remain the property of the University of Tennessee. Credentials are non-transferable, and UT reserves the right to revoke credentials for misuse.

GAMEDAY MEDIA INFORMATION

- **Media Parking** is in Lot G-10, the parking garage on the east side of the arena. All gameday parking passes are digital and require the recipient to have a (free) Ticketmaster account.
- The **Media Entrance** is located on the lower southeast side of the arena and opens two hours before tipoff.
- **Media Seating** is located behind the south end of the east baseline.
- **Live Stats** can be accessed via a web browser at UTstats.com.
- A **Media Work Area** is located on the lower east side of the arena. Wireless Internet is available, as are a limited number of hard-line Ethernet connections for photo transmission.
- The **Postgame Press Conference** is held in the lower east end of the arena following a brief cooling-off period after the game. Tennessee head coach Rick Barnes conducts his postgame press conference first, followed by selected Tennessee student-athletes. Inquiries regarding the visiting team's postgame availability should be directed to the team's strategic communications representative.

HEAD COACH INTERVIEWS

Media may request interviews with Rick Barnes by calling or emailing basketball SID Alex Schwartz at 609-802-3674 or alexschwartz@tennessee.edu.

STUDENT-ATHLETE INTERVIEWS

All requests for student-athlete interviews must be directed to SID Alex Schwartz. Please make your requests at least 24 hours in advance. On gamedays, players are not available for interviews until after the game. **Under no circumstances should a member of the media contact a player directly (calling/texting/emailing/social media) for the purpose of obtaining news content.** Players are instructed not to grant any interviews unless prior arrangements are made through the strategic communications office.

WEEKLY MEDIA AVAILABILITIES

Throughout the season, the basketball program typically conducts pre-practice media availabilities twice weekly at either Food City Center or Pratt Pavilion. Advisories with availability days, times and locations are distributed regularly via email.

TENNESSEE BASKETBALL E-MAIL DISTRIBUTION LIST

If you wish to receive the most up-to-date information regarding Tennessee basketball (including all press releases and media availability notices) via email, please send a request to SID Alex Schwartz at alexschwartz@tennessee.edu.

PHOTO/VIDEOGRAPHERS

During games, photographers are restricted to areas along the baselines of the court. At no time are photographers or videographers allowed behind the team benches.

RADIO BROADCAST ORIGATION

In games at Food City Center, opponents are permitted one free origination, to be designated by the school's athletics director. Requests should be directed to Alex Schwartz in the strategic communications office. Information about clearance to broadcast games should be directed to Steve Early, LEARFIELD/Vol Network, P.O. Box 11125, Knoxville, TN 37939 (865-212-3570).

REAL-TIME UPDATES

By acceptance and use of a Tennessee media credential, the holder agrees to the following conditions as established by UT and the Southeastern Conference: In-game blogging including periodic updates of scores, statistics or other brief descriptions of the competition (such as Tweets and social-networking status updates) throughout the event is acceptable provided that the bearer conforms to the blogging policies separately published by the SEC, as such policies may be revised from time to time. No bearer may produce or disseminate in any form a "real-time" description or transmission of the event in any manner that constitutes, or is intended to provide or is promoted or marketed as, a substitute for television or video coverage of the event. The bearer agrees that the determination of whether a blog is a real-time description or transmission shall be made by the SEC in its reasonable discretion. If the SEC reasonably determines that a bearer is producing a real-time description of the event, the SEC reserves the right to pursue all available remedies against the bearer and to revoke the credential.

INTERNET USE - VIDEO & AUDIO

Upon execution of a separate agreement with terms and conditions governing the use thereof, the bearer will be afforded access to video and audio of broadcast events for use on the bearer's official news website(s), at no premium or charge. Otherwise, except as specifically permitted (with respect to online, non-archived simulcasts), the bearer shall not post, place or distribute or make available video (or audio from broadcast feeds) of game action of any event (including bearer-generated video of game action of an event) on or through the Internet or any other new media distribution platform (any other platform than print media or a form of television not available or viewable over the Internet, except for non-archived simulcasts specifically permitted) including, without limitation, wireless handsets, podcasts, cell phones or PDAs.

TEAM WEBSITE/SOCIAL MEDIA

Tennessee's official athletics website is **UTsports.com**. You also can stay up-to-date on Tennessee basketball using popular social networking services X (Twitter), Facebook (Tennessee Basketball) and Instagram (@Vol_Hoops). Information on SEC athletics can be accessed online at **SECsports.com**.

PRACTICE COVERAGE GUIDELINES

NOTE: For the purposes of these guidelines, the term "practice" refers not only to standard on-court basketball practice sessions but also any other practice-related activities, including, but not limited to: conditioning, weights, film sessions and individual workouts.

MEDIA VIEWING AREAS

Food City Center: Media must observe practice from row six or above in sections 120, 121 or 122 on the south side of the court. Videographers and photographers will receive instructions regarding approved shooting locations from the UT Strategic Communications staff. Producers and announcers from the television network that is scheduled to air the next Tennessee game may observe from the television position on the south end of the arena (midcourt).

Pratt Pavilion: Media must observe practice from the balcony overlooking the court on the west side of the facility. Videographers and photographers may shoot from the section of balcony accessible via the Chris Lofton Room during designated footage windows communicated by the UT Strategic Communications staff. Shooting photos and/or video from the Pratt balcony during non-designated footage windows is prohibited at all times.

ITEMS OFF-LIMITS TO MEDIA

The publishing, posting or broadcasting of—either directly or via an intermediary—information specific to player personnel, lineups, an opponent or game-specific strategy gleaned from practice is prohibited. This also applies to message boards and all forms of social media. Any communication between Tennessee personnel and/or staff and players that is not intended to be made public is off limits. Media members may not talk to players during practice.

If a player is limited in practice or not participating—or if a player is injured during the course of practice—any reporting related to their status is prohibited until the coaching staff has had a chance to address it (every reasonable effort will be made for that to take place immediately after practice). Please respect that there may be instances in which the coaching staff asks media not to report on the situation at all.

RADIO OR ONLINE BROADCAST


Participating in a live radio or online broadcast, during which Tennessee Athletics is a topic of conversation, is prohibited while the participant is in view of practice or any practice-related activities. Any and all exceptions—such as live radio remotes during preseason media day—must be approved at least one day in advance by the UT Strategic Communications staff.

VIDEO

With the exception of videographers from network television affiliates (game crews), all media members wishing to shoot video at practice must receive prior approval from the UT Strategic Communications staff. And with the exception of pre- or post-practice interviews, all video content that is broadcast or posted online must be no more than three minutes in duration, per practice. Posting video that includes offensive audio content (such as cursing) or gameplan-specific audio is prohibited. The use of live video-streaming platforms (such as Facebook or Instagram Live) inside the practice site is prohibited at all times.




STRATEGIC COMMUNICATIONS STAFF



ALEX SCHWARTZ

Associate AD of Strategic Communications
(Men's Basketball Contact)
Cell: (609) 802-3674
Office: (865) 974-5201
E-mail: alexschwartz@tennessee.edu



PRESTON JONES

Graduate Assistant
(Secondary Men's Basketball Contact)
Cell: (865) 919-3300
Office: (865) 974-5200
E-mail: pjones54@vols.utk.edu

Executive Associate Athletics Director of Brand Advancement/Chief Communications Officer: Jason Baum
Associate AD of Men's Basketball Strategic Communications: Alex Schwartz
Associate AD of Football Strategic Communications: Bill Martin
Assistant AD of Digital & Creative Strategy: Kellen Hiser
Associate Directors: Sean Barows, Eric Trainer
Assistant Directors: Forest Jersey, Josh Lively, Shane Switzer, Liz Kilpatrick
Graduate Assistants: Preston Jones, Quinn Madden

■ TENNESSEE ATHLETIC STRATEGIC COMMS DEPT.

Anderson Training Center, Ground Level
Phone: (865) 974-1212
Mailing Address: P.O. Box 15016, Knoxville, TN 37901
Shipping Address: 1551 Lake Loudoun Blvd., Knoxville, TN 37996

■ TENNESSEE ATHLETICS MISSION, VISION & VALUES

Mission: To lead the way forward in all aspects of college sports

Vision: Deliver an unparalleled student-athlete experience fueled by the relentless pursuit of comprehensive excellence; be bold and innovative in our approach to recruiting and developing well-rounded graduates, championship-driven competitors and world-changing leaders.

Core Values: Vols lead through...

- » Academic Success
- » Inclusive Preeminence
- » Honesty and Integrity
- » Competitive Excellence
- » Holistic Health and Well-Being
- » The Power of Vol Nation

OUTLOOK

PLAYERS

STAFF

REVIEW

RESULTS

RECORDS

HONORS

POSTSEASON

VOLMANAC

MEDIA INFO



SOUTHEASTERN CONFERENCE



Greg Sankey
SEC Commissioner

Throughout the history of men's college basketball, the Southeastern Conference has captured 11 NCAA Championships and four NIT titles, cementing the SEC as one of the nation's top basketball conferences.

THE NATION'S BEST COACHES

- Four coaches have been named national coach of the year: Rick Barnes, Chris Beard, Bruce Pearl and John Calipari.
- Three SEC coaches enter the 2024-25 season ranking among the winningest active coaches in the nation: John Calipari (1st with 813 wins), Rick Barnes (2nd with 806 wins) and Bruce Pearl (12th with 683 wins).

TEAM SUCCESS

- The SEC has produced 43 NCAA Tournament selections over the last six tournaments (7.2 per tournament).
- A record-tying 10 SEC teams received postseason bids in 2023 and 2024. The SEC's eight NCAA Tournament selections in both 2023 and 2024 tied its previous best set in 2018. Additionally, two SEC teams competed in the NIT each year.
- SEC teams are 95-65 (.594) in the NCAA Tournament since 2012 (10-3 in 2012, 4-3 in 2013, 12-3 in 2014, 6-5 in 2015, 3-3 in 2016, 11-5 in 2017, 8-8 in 2018, 12-7 in 2019, 7-6 in 2021, 5-6 in 2022, 9-8 in 2023 and 8-8 in 2024).
- All 14 SEC teams have made at least one NCAA Tournament appearance in the last nine tournaments.
- Nine different SEC teams have advanced to the Sweet Sixteen in the last seven NCAA Tournaments. All 16 SEC members have advanced to the Sweet Sixteen since 1996.
- The SEC has advanced a team to the Final Four seven of the last 13 NCAA Tournaments. At least one SEC team has reached the Elite Eight in 10 of the last 14 tournaments.
- Ten different SEC schools have been ranked No. 1 in the Associated Press Poll: Alabama, Arkansas, Auburn, Florida, Kentucky, Missouri, Oklahoma, South Carolina, Tennessee and Texas.

INDIVIDUAL SUCCESS

- 65 SEC players have been selected in the last seven NBA Drafts. That leads all conferences: 57 ACC, 46 Pac-12, 45 Big Ten, 34 Big 12 and 27 Big East.
- 38 SEC players have been selected in the first round of the last seven NBA Drafts. That leads the nation: 35 ACC, 23 Pac-12, 19 Big Ten, 18 Big 12 and 13 Big East.
- The SEC's 20 NBA Draft Lottery picks in the last seven years are the most in the nation: 15 ACC, 10 Big 12, 10 Big Ten, seven Pac-12, and six Big East.
- 92 players from SEC schools were on 2023-24 NBA Opening Day rosters. Twelve of 14 SEC schools were represented and at least one SEC player was on 29 of the 30 NBA rosters.

SUCCESS OFF THE COURT

- A record 104 men's basketball students were named to the 2023-24 SEC Academic Honor Rolls for having a grade point average of 3.00 or above for either the preceding academic year or a cumulative grade point average of 3.00 or above.
- The Men's Basketball Leadership Council is one component of the SEC Student-Athlete Leadership Council. Tennessee senior Jahmai Mashack serves as the chair of the 2024-25 SEC Men's Basketball Leadership Council.



COMMUNICATIONS

Phone Number: (205) 458-3010

Fax Number: (205) 458-3030

Mailing Address:

2201 Richard Arrington Jr. Blvd. North
Birmingham, AL 35203



*Craig Pinkerton, Director

Herb Vincent, Assoc. Commissioner
Chuck Dunlap, Director
Tammy Wilson, Director
Ben Beaty, Assistant Director
Jill Skotarczak, Associate Director
B.C. Romano, Video/Creative Services
**men's basketball contact*

*Craig Pinkerton, Director

hvincent@sec.org
cdunlap@sec.org
twilson@sec.org
bbeaty@sec.org
jskotarczak@sec.org
bcromano@sec.org

SEC WEBSITE

The SEC has an extensive online presence at SECsports.com. The site, in conjunction with media partner ESPN, offers game recaps, video highlights and more for each of the league's 16 institutions.

WEEKLY AWARDS

The SEC names a Player of the Week and Freshman of the Week in men's basketball every Monday during the season. Each week's selections are released for Monday afternoon publication.



VOL NETWORK

For more than 60 years the Vol Network has served as the main communications link between the University of Tennessee and its fans. LEARFIELD/Vol Network manages the multi-media and marketing rights to University of Tennessee athletics. LEARFIELD is recognized as the world's premier sports, entertainment and media company. With 50 radio affiliates and statewide coverage, the Vol Network boasts one of the largest collegiate basketball networks in the country. The Rick Barnes Television Show, which begins in early January and runs weekly during basketball season, is shown on network television stations across the state in all five major Tennessee television markets and regionally in the Southeast.

LEARFIELD/Vol Network
(865) 212-3570 • 6701 Baum Drive, Suite 100 • Knoxville, TN 37919



OUTLOOK

PLAYERS

STAFF

REVIEW

RESULTS

RECORDS

HONORS

POSTSEASON

VOLMANAC

MEDIA INFO

TENNESSEE BASKETBALL PROGRAMMING

Tennessee Tipoff Show: Vol Network coverage begins with this informative and entertaining show, which airs 30 minutes before tipoff. Bob Kesling and Bert Bertelkamp set the stage from the game site. Network host John Wilkerson previews action around the country and the SEC.

Game Broadcast: Bob Kesling and Bert Bertelkamp provide exciting play-by-play action of Tennessee Volunteers basketball.

Big Orange Scoreboard: After each game, John Wilkerson gets listeners caught up with scores, reports and updates from the SEC and around the country. The Vol Network provides an exclusive court-side interview with the player of the game, and Bob Kesling recaps the game with a review of the final statistics.

Rick Barnes Show: Following each game, UT head coach Rick Barnes gives an exclusive court-side interview with Bob Kesling and Bert Bertelkamp. Fans are encouraged to stay and listen near the broadcast position.

VOL CALLS

The Vol Network is proud to partner with Calhoun's on the River, home of the official call-in show of University of Tennessee Athletics: Vol Calls. The weekly call-in show fields questions from fans throughout the Southeast and the rest of the country. Vol Calls is entering its 29th year on the air, making it the longest-running sports talk program in Tennessee.

The show is hosted by the Vol Network's Bob Kesling and Brent Hubbs and features weekly guests. Vol Calls broadcasts live in Knoxville and airs statewide from 8-9 p.m. ET (7-8 p.m. CT).

"Vol Calls" is heard on Wednesday nights until UT's football season ends, at which point it transitions to Monday nights.

RICK BARNES TV SHOW AFFILIATES

Chattanooga	WTVC ABC 9	Sat., Noon
Knoxville	WVLT CBS 8	Sat., 11:30 a.m.
	WBXX CW	Sun., Noon
	WVLT	Sun., 10 p.m.
Nashville	WUXP My 30	Sat., Noon
Tri-Cities	EJHL ABC	Sat., Noon
	UTsports.com	On Demand after TV air date
Regional	Bally Sports South	Check local listings

**all times local and subject to change; check local listings*



This is the 26th straight season **Bob Kesling** (left) and former UT guard **Bert Bertelkamp** team up for Vol Network radio broadcasts.

VOL NETWORK RADIO BASKETBALL AFFILIATES

Market	Station	Frequency	Market	Station	Frequency	Market	Station	Frequency
Bolivar	WMOD - FM	96.7	Johnson City	WKTP - AM	1590	Newport	WLJK - AM	1270
Bridgeport, Ala.	WJTW-AM	1480	Kingsport	WKPT - AM	1400	Oneida	WBNT - FM	105.5
Bridgeport, Ala.	WJTW-FM	106.1	Knoxville	WNML - AM	990	Paris	WRQR - FM	105.5
Bristol	WOPI - AM	1490	Knoxville	WNML-FM	99.1	Pulaski	WKSR - AM	1420
Camden	WRJB - FM	95.9	Knoxville	WIVK - FM	107.7	Pulaski	WKSR - FM	100.9, 107.7
Chattanooga	WGOW-FM	102.3	Lawrenceburg	WDXE - AM	590	Savannah	WKWX - FM	93.5
Cleveland	WCLE - FM	104.1	Lawrenceburg	WDXE - FM	95.9	Smithville	WJLE - AM	1480
Cleveland	WCLE - FM	101.3	Lenoir City	WLIL - AM	730	Smithville	WJLE - FM	101.7
Cleveland	WCLE - AM	1570	Lewisburg	WJJM - AM	1490	Tri-Cities	WQUT-FM	101.5
Columbia	WKRM-AM	1340	Lewisburg	WJJM - FM	94.3	Union City	WENK - AM	1240
Columbia	WKRM-FM	103.7	Lexington	WBFG - FM	96.5	Union City	WENK - FM	95.5
Cookeville	WKXD - FM	106.9	Manchester	WFTZ - FM	101.5	Wartburg	WECO - FM	101.3
Crossville	WOWF - FM	102.5	McMinnville	WAKI - AM	1230	Winchester	WCDD - AM	1340
Dresden	WCDZ - FM	95.1	McMinnville	WAKI - FM	92.1			
Fayetteville	WYTM - FM	105.5	Memphis	WMFS - AM	680			
Franklin	WAKM - AM	950	Memphis	WMFS - FM	92.9			
Greeneville	WGRV - AM	1340	Morristown	WCRK - AM	1150			
Greeneville	WIKQ - FM	103.1	Morristown	WCRK - FM	105.7			
Hartsville	WTNK - AM	1090	Muscle Shoals, Ala.	WSBM-AM	1340			
Jackson	WTNK - FM	93.5	Muscle Shoals, Ala.	WSBM-FM	97.9			
Jackson	WDXI - AM	1310	Nashville	WGFX - FM	104.5			

Fans out of broadcast range can listen via:
SiriusXM Satellite Radio
Tennessee Athletics App
UTsports.com
Varsity App

AREA INFORMATION & COMPLIANCE

■ From Airport:

Go north (left) on U.S. Highway 129 leaving airport. After crossing the Tennessee River bridge just outside of Knoxville, exit on U.S. Highways 11 and 70 (Cumberland Avenue). Turn right at the bottom of the exit ramp and turn right at the second light onto Volunteer Boulevard. Follow Volunteer Boulevard into campus and turn right at the third traffic light onto Lake Loudoun Boulevard to the arena.

■ From I-75 South (Lexington):

Follow I-75 South to I-275 South just past Merchants Drive. Follow I-275 to I-40 East. Exit I-40 east at James White Parkway and follow Parkway to Neyland Drive (Tennessee Highway 153) and arena is on right.

■ From I-40 East (from Nashville) and I-75 North (from Atlanta/Chattanooga):

Follow I-40 and I-75 to I-40/I-75 junction in West Knoxville. Continue on I-40 East to U.S. Highway 129 South. Follow 129 South to the U.S. 11-70 exit. Turn left off the exit ramp onto U.S. 11-70 (Cumberland Avenue) and turn right on Volunteer Boulevard at the third traffic light. Follow Volunteer Boulevard into campus and turn right at the third traffic light onto Lake Loudoun Boulevard to the arena.

■ From I-40 West (from Asheville, N.C.):

Follow I-40 to Exit 389. Exit onto Hall of Fame Drive (exit 389). Turn left onto Hall of Fame Drive. Follow signs to Neyland Drive. Turn right onto Neyland Drive. Turn right onto Lake Loudon Blvd.

HOTELS/LODGING

Courtyard By Marriott - West 216 Langley Place 37922	(865) 539-0600
Crowne Plaza - Downtown 401 W. Summit Hill Drive 37902	(865) 522-2600
Cumberland House Knoxville 1109 White Ave. 37916	(865) 971-4663
Graduate Knoxville 1706 Cumberland Ave. 37916	(865) 437-5500
Hampton Inn & Suites - Downtown 618 W Main St. 37902	(865) 522-5400
Hilton - Airport 2001 Alcoa Highway 37701	(865) 970-4300
Hilton Knoxville - Downtown 501 W. Church St. 37902-2591	(865) 523-2300
Marriott Knoxville Downtown 525 Henley St. 37902	(865) 522-2800

RESTAURANTS NEAR THE ARENA

Arena Dining (in the arena) 1600 Phillip Fulmer Way 37996	(865) 974-7868
Barley's Taproom & Pizzeria 200 E. Jackson Ave. 37915-1005	(865) 521-0092
Calhoun's on the River 400 Neyland Dr. 37902	(865) 673-3355
Chesapeake's (seafood) 415 Locust St. 37902	(865) 673-3433
Chivo Taqueria 314 Gay St. 37902	(865) 444-3161
Cumberland Grill 1807 Cumberland Ave. 37916-3009	(865) 673-3411
Dead End BBQ 3621 Sutherland Ave. 37919	(865) 212-5655
Downtown Grill & Brewery 424 S Gay St. 37902-1103	(865) 633-8111
Saloon 16 1706 Cumberland Ave. 37916	(865) 437-5500
Ruth's Chris Steak House 950 Volunteer Landing Lane 37915	(865) 546-4696
SunSpot (vegetarian) 2200 Cumberland Ave. 37916	(865) 637-4663

TENNESSEE ATHLETICS DEPARTMENT COMPLIANCE STATEMENT

Compliance with NCAA rules is one of the highest priorities for the University of Tennessee and our athletics department. As a member of the NCAA, the University of Tennessee is responsible for the actions of its boosters and fans. Even the best intentions may violate NCAA rules. We need your help in observing all SEC and NCAA regulations. Boosters and fans must be careful of their interaction with prospective and current student-athletes. Therefore, we encourage our boosters and fans to "Ask Before You Act" by contacting the Compliance Office at 865-974-3871.

REPRESENTATIVES OF ATHLETICS INTERESTS, "BOOSTERS"

There are many ways an individual can be classified as a representative of Tennessee's athletics interests. You are a "representative of the University of Tennessee's athletics interests," if you have been involved in a booster club, made financial contributions to the athletics program or booster organizations, provided benefits to an enrolled student-athlete, assisted in the recruitment of prospective student-athletes, or been involved in the promotion of UT athletics. Please note that once you have been identified as a representative of University of Tennessee athletics interests, you retain that identity indefinitely.

RECRUITING, EXTRA BENEFITS AND INDUCEMENTS

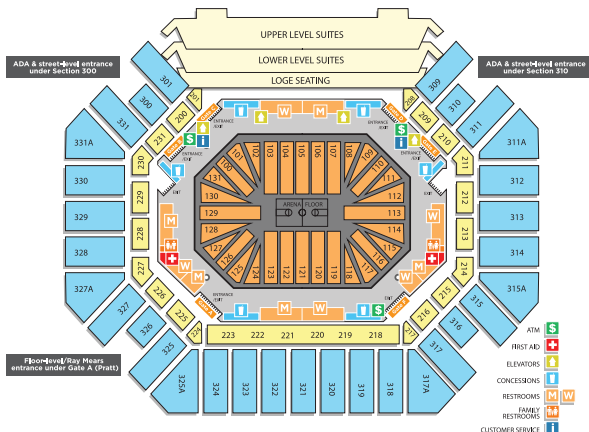
Only coaches and athletics department staff members can be involved in the recruiting process. All "athletics representatives" who are not employees of UT are prohibited from contacting a prospect by telephone, letter or in-person, on- or off-campus, for the purpose of encouraging participation in athletics at UT. It is not permissible for prospects, student-athletes or their relatives and friends to receive any extra benefits or special arrangements from a booster. Extra benefits include, but are not limited to: cash or loans in any amount; co-signing or arranging a loan; providing gifts of any kind (e.g. clothing, airline tickets, or holiday cards); providing special discounts for goods and services; use of an automobile.

If you are an established friend or neighbor of a prospect, you may have contact with the prospect provided you do not try to recruit the prospect on behalf of UT, and that such contacts are not made at the direction of UT's coaching staff. Please note that a prospect is a person who has started classes for the ninth grade.

EMPLOYMENT

The Compliance Office must keep written records verifying all student-athlete employment. NCAA rules stipulate that compensation may be paid to a student-athlete only for work actually performed and at a rate commensurate with the going rate in that locality for similar service. NCAA rules also prohibit employers from using the name or picture of a student-athlete to directly or indirectly advertise, recommend or promote the sale or use of a commercial product or service of any kind. Do not provide an honorarium to a student-athlete for a speaking engagement. Compensation may not include any remuneration for value or utility that the student-athlete may have for the employer because of publicity, reputation, fame or personal following that he or she has obtained because of athletics ability.

Remember: "PLAY BY THE RULES"
Tennessee Athletics Compliance
(865) 974-3871





Through the 2023-24 season, Tennessee has been ranked in the Associated Press Top 25 for 59 consecutive weeks, the third-longest active streak in the nation and longest mark in program history. During that stretch, which dates back to the 2021-22 preseason poll, the Volunteers have garnered 32 top-10 rankings and 13 top-five spots.

Over the same three seasons (2021-24), Tennessee owns 20 AP top-25 victories, 15 AP top-15 triumphs, eight AP top-10 wins and five AP top-five decisions. All of those marks lead the SEC and place top-five in the country, with the final one matching Arizona for first nationally.

BASKETBALL SCHEDULE

@VOL_HOOPS

2024-25

10.27 **Indiana** (EXHIB.)

11.4 **Gardner-Webb**

11.9 @**Louisville**

11.13 **Montana**

11.17 **Austin Peay**

11.21 vs **Virginia**[^]

11.22 vs **Baylor/St. John's**[^]

11.27 **UT Martin**

12.3 **Syracuse**[#]

12.10 vs **Miami**⁺

12.14 @**Illinois**

12.17 **Western Carolina**

12.23 **Middle Tennessee**

12.31 **Norfolk State**

1.4 **Arkansas**^{*}

1.7 @**Florida**^{*}

1.11 @**Texas**^{*}

1.15 **Georgia**^{*}

1.18 @**Vanderbilt**^{*}

1.21 **Mississippi State**^{*}

1.25 @**Auburn**^{*}

1.28 **Kentucky**^{*}

2.2 **Florida**^{*}

2.5 **Missouri**^{*}

2.8 @**Oklahoma**^{*}

2.11 @**Kentucky**^{*}

2.15 **Vanderbilt**^{*}

2.22 @**Texas A&M**^{*}

2.25 @**LSU**^{*}

3.1 **Alabama**^{*}

3.5 @**Ole Miss**^{*}

3.8 **South Carolina**^{*}

3.12-16 **SEC Tournament**



3.17-4.7 **NCAA Tournament**



HOME
ROAD
NEUTRAL

[^] Baha Mar Championship Nassau, Bahamas

[#] SEC/ACC Challenge

⁺ Jimmy V Classic New York, NY

^{*} Conference Games

All times Eastern and subject to change