


MICHIGAN STATE

2011-12 SPARTAN BASKETBALL MEDIA GUIDE



NATION'S BEST SIX FINAL FOUR APPEARANCES IN 13 YEARS




6 FINAL FOURS IN THE LAST 13 YEARS
MOST IN THE NATION



2011



2000 NCAA CHAMPIONS



2002



SPARTAN NCAA TOURNAMENT SUCCESS



2006

9 SWEET 16 APPEARANCES IN THE LAST 14 YEARS
2ND MOST IN THE NATION



2001



2005

7 ELITE EIGHT APPEARANCES IN THE LAST 13 YEARS
TIED FOR MOST IN THE NATION



2008



2000



2009

14 STRAIGHT NCAA TOURNAMENT APPEARANCES
3RD LONGEST ACTIVE STREAK IN THE NATION
AND 2ND LONGEST STREAK IN BIG TEN HISTORY




1999



1998



2004



2007



2003



TABLE OF CONTENTS/ROSTER

2011-12 Schedule.....	4	2010-11 Box Scores	65-83	All-Time Coaching Records.....	131
Coaching Staff	5-20	2010-11 Statistics	84	Year-By-Year Summary	132-149
Tom Izzo	6-13	2010-11 Big Ten Recap	85	All-Time Record Vs. Opponents..	150-160
Dwayne Stephens	14	History And Tradition	86-104	All-Time Letterwinners.....	161-165
Mike Garland	15	1979 NCAA Champions.....	87	Postseason History	166-180
Dane Fife	16	2000 NCAA Champions.....	88	Big Ten Tournament History.....	167
Pauga/Ott/Herner	17	Big Ten Championship Teams	89-90	Big Ten Tournament Records	168
Sawyer/Vorkapich.....	18	All-Americans	91-94	NCAA Tournament History.....	169-170
Support Staff.....	19	Retired Jerseys/Earvin "Magic" Johnson..	95	NCAA Tournament Records	171
Managers.....	20	Honors and Awards	96-99	NCAA Tournament Factoids	172
2011-12 Spartans	21-64	Spartans In The NBA.....	100-101	1957 Final Four	173
2011-12 Outlook	22-25	Spartan NBA Draft Picks	102	1979 Final Four	174
Keith Appling.....	26-27	USA Basketball.....	103	1999 Final Four	175
Russell Byrd	28-29	All-Time Captains	104	2000 Final Four	176
Dan Chapman	30-31	Spartan Records.....	105-165	2001 Final Four	177
Branden Dawson	32-33	Scoring Records	106-107	2005 Final Four	178
Alex Gauna	34-35	1,000-Point Scorers.....	108-113	2009 Final Four	179
Draymond Green	36-39	Rebounding Records.....	114-115	2010 Final Four	180
Anthony Ianni	40-41	Field-Goal Records	115-116	Media Information.....	181-191
Brandon Kearney.....	42-43	Free-Throw Records.....	117-118	Board of Trustees/President.....	182
Derrick Nix	44-45	3-Point Field Goal Records	118-119	Athletics Director Mark Hollis.....	183
Adreian Payne	46-47	Assist Records.....	120	Breslin Center Information.....	184
Delvon Roe.....	48-51	Steal/Block Records	121	Media Information.....	185
Austin Thornton	52-55	Miscellaneous Records	122	Spartan Sports Network	186
Travis Trice	56-57	Freshman Records	123	BTN/Big Ten Conference.....	187
Keenan Wetzel	58-59	Opponent Records	124	Composite Schedule	188
Brandon Wood	60-62	Breslin Center Records	125	Opponent Information.....	189
2010-11 Season In Review	63-87	All-Time Summary	126-127	Quicken Loans Carrier Classic	190
2010-11 Results.....	64	Year-By-Year Statistics	128-129	TV/Radio Roster	191
		Yearly Attendance.....	130		

2011-12 Michigan State Roster

No.	Name	Pos.	Ht.	Wt.	Class	Hometown/High School
0	Russell Byrd	G	6-7	205	R-Fr.	Fort Wayne, Ind./Blackhawk Christian
2	Alex Gauna	F	6-9	240	R-Fr.	Eaton Rapids, Mich./Eaton Rapids
3	Brandon Kearney	G	6-5	185	Fr.	Detroit, Mich./Southeastern
5	Adreian Payne	C	6-10	240	So.	Dayton, Ohio/Jefferson Township
11	Keith Appling	G	6-1	190	So.	Detroit, Mich./Pershing
13	Austin Thornton	G	6-5	205	R-Sr.	Sand Lake, Mich./Cedar Springs
14	Dan Chapman	G	6-3	185	So.	Okemos, Mich./Okemos
15	Keenan Wetzel	G	6-4	190	R-Fr.	Monroe, Mich./St. Mary Catholic Central
20	Travis Trice	G	6-0	170	Fr.	Huber Heights, Ohio/Wayne
22	Branden Dawson	G	6-6	220	Fr.	Gary, Ind./Lew Wallace
23	Draymond Green	F	6-7	230	Sr.	Saginaw, Mich./Saginaw
25	Derrick Nix	C	6-9	270	Jr.	Detroit, Mich./Pershing
30	Brandon Wood	G	6-2	190	R-Sr.	Kokomo, Ind./Kokomo/Valparaiso
44	Anthony Ianni	C	6-9	250	R-Sr.	East Lansing, Mich./Okemos/Grand Valley St.

HEAD COACH: Tom Izzo (17th Year)

ASSISTANT COACHES: Dwayne Stephens (9th Year), Mike Garland (12th Year), Dane Fife (1st Year)

DIRECTOR OF BASKETBALL OPERATIONS: Kevin Pauga

VIDEO COORDINATOR: Jordan Ott

ASSISTANT VIDEO COORDINATOR: Doug Herner ATHLETIC TRAINER: Quinton Sawyer

EQUIPMENT MANAGER: Dave Pruder

STRENGTH AND CONDITIONING COACH: Mike Vorkapich

Pronunciation Guide

Alex Gauna GOWN-a

Draymond Green DRAY-MOND

Brandon Kearney.....KEAR (rhymes with hear)-knee

Anthony Ianni EYE-anne-ee

QUICK FACTS

University Information

Location.....	East Lansing, Mich.
Enrollment.....	47,100
Founded.....	1855
Nickname.....	Spartans
Colors.....	Green and White
President.....	Dr. Lou Anna K. Simon
Athletics Director.....	Mark Hollis
Department Phone.....	517.355.1623
Conference.....	Big Ten
Arena/Capacity.....	Breslin Center/14,797
All-Time Record at Breslin.....	294-44/Since 1989
Press Row Phone.....	517.353.1626
Ticket Office Phone.....	517.355.1610 or 1.800.GO.STATE

Coaching Staff

Head Coach.....	Tom Izzo (Northern Michigan, '77)
MSU Record/Years.....	383-161/16
Overall Record/Years.....	383-161/16
Assistant Coach.....	Dwayne Stephens (Michigan State, '93)
Assistant Coach.....	Mike Garland (Northern Michigan, '77)
Assistant Coach.....	Dane Fife (Indiana, 2002)
Director of Basketball Operations.....	Kevin Pauga
Video Coordinator.....	Jordan Ott
Assistant Video Coordinator.....	Doug Herner
Basketball Secretaries.....	Lori Soderberg/Beth Martinez
Equipment Manager.....	Dave Pruder
Athletic Trainer.....	Quinton Sawyer
Strength & Conditioning Coach.....	Mike Vorkapich
Basketball Office Phone.....	517.355.1643
Basketball Office Fax.....	517.432.1018
Basketball Mailing Address.....	Breslin Student Events Center Michigan State University East Lansing, MI 48824

Athletic Communications

New Media Director/Basketball Contact.....	Matt Larson
Office Phone.....	517.355.2271
Office Fax.....	517.353.9636
Home Phone.....	517.485.5157
E-mail.....	larson@ath.msu.edu
Web Site.....	msuspartans.com
Athletic Communications Address.....	Z-22 Breslin Center Michigan State University East Lansing, MI 48824
Radio Network.....	Spartan Sports Network
Contact Person.....	Will Tieman
Phone.....	517.699.2200

Follow the Spartans:

MSUSpartans.com

@msu_basketball

facebook.com/msuathletics

Team Information

2010-11 Overall Record.....	19-15
2010-11 Home Record.....	12-3
2010-11 Road Record.....	2-8
2010-11 Neutral Record.....	5-4
2010-11 Big Ten Record/Finish.....	19-9/T-4th
2010-11 Big Ten Home Record.....	7-2
2010-11 Big Ten Road Record.....	2-7
Final 2011 Ranking.....	NR
2011 Postseason.....	NCAA Tournament Second Round
Returning Starters.....	2 (1 G, 1 F)
Letterwinners Returning.....	6 (2 G, 2 F, 2 C)
Letterwinners Lost.....	5 (3 G, 1 C, 1 F)
Returnees.....	Draymond Green (Sr., F, 12.6 ppg, 8.6 rpg) Keith Appling (Fr., G, 6.4 ppg, 2.8 rpg) Derrick Nix (Jr., C, 2.7 ppg, 2.0 rpg) Austin Thornton (R-Sr., F, 2.0 ppg, 2.1 apg) Adreian Payne (So., C, 2.5 ppg, 2.4 apg)
Newcomers.....	4 (4 G) Branden Dawson (G, 6-6, 220, Fr., Gary, Ind.) Brandon Kearney (G, 6-5, 185, Fr., Detroit, Mich.) Travis Trice (G, 6-0, 170, Fr., Huber Heights, Ohio) Brandon Wood (G, 6-2, 190, R-Sr., Kokomo, Ind./Valparaiso)

Program History

First Season of Competition.....	1898-99
All-Time Record.....	1,507-1,022
NCAA Appearances.....	25 (1957, 1959, 1978, 1979, 1985, 1986, 1990, 1991, 1992, 1994, 1995, 1998, 1999, 2000, 2001, 2002, 2003, 2004, 2005, 2006, 2007, 2008, 2009, 2010, 2011)
Final Four Appearances.....	8 (1957, 1979, 1999, 2000, 2001, 2005, 2009, 2010)
NCAA Tournament Record.....	52-24
NCAA Championships.....	2 (1979, 2000)
Big Ten Championships.....	12 (1957, 1959, 1967, 1978, 1979, 1990, 1998, 1999, 2000, 2001, 2009, 2010)
Big Ten Tournament Championships.....	2 (1999, 2000)

CREDITS - The 2011-12 Michigan State Men's Basketball Media Guide is a production of the MSU Athletic Communications Office. Written and compiled by New Media Director Matt Larson. Layout and design by Matt Larson and Jon Eslinger, Traction, Lansing, Mich. Editorial assistance from Associate A.D. John Lewandowski, Assistant Directors Jim Donatelli and Ben Phlegar and Athletic Communications Intern Vince Baker. Additional assistance provided by Anne Larson, Rachael Chavez, Mitch Lex, Brittany McCormick, Nick McWherter and Erin Wilson. Photos courtesy of Matthew Mitchell/Matthew Mitchell Photography; Dale Young/Detroit News; Rey Del Rio/Del Rio Images; NBA Photos; Bruce Schwartzman/Schwartzman Sports Photography; USA Basketball. Cover designs by Jon Eslinger, Traction, Lansing, Mich. Printing by BRD Printing, Inc., Lansing, Mich.



2011-12 SCHEDULE

October

Sun.	30	FERRIS STATE (Exhib.) (BTN.com)	East Lansing, Mich.	2 p.m.
------	----	---------------------------------	---------------------	--------

November

Fri.	4	HILLSDALE (Exhib.) (BTN.com)	East Lansing, Mich.	7 p.m.
Fri.	11	vs. North Carolina (Quicken Loans Carrier Classic) (ESPN)	San Diego, Calif.	7 p.m.
Tues.	15	vs. Duke (Champions Classic) (ESPN)	New York, N.Y.	7 p.m.
		Auto-Owners Insurance Spartan Invitational		
Fri.	18	TEXAS SOUTHERN (ESPN3.com)	East Lansing, Mich.	6:30 p.m.
Sun.	20	UALR (Big Ten Network)	East Lansing, Mich.	6 p.m.
Wed.	23	MILWAUKEE (BTN.com)	East Lansing, Mich.	7 p.m.
Sun.	27	at Eastern Michigan (ESPNU)	Ypsilanti, Mich.	12 p.m.
Wed.	30	FLORIDA STATE (Big Ten/ACC Challenge) (ESPN)	East Lansing, Mich.	7:30 p.m.

December

Sun.	4	NEBRASKA OMAHA (ESPN3.com)	East Lansing, Mich.	2 p.m.
Wed.	7	CENTRAL CONNECTICUT STATE (ESPN3.com)	East Lansing, Mich.	7 p.m.
Sat.	10	at Gonzaga (ESPN2)	Spokane, Wash.	9 p.m.
Sat.	17	BOWLING GREEN (Big Ten Network)	East Lansing, Mich.	7 p.m.
Mon.	19	UMKC (Big Ten Network)	East Lansing, Mich.	8:30 p.m.
Thurs.	22	LEHIGH (ESPNU)	East Lansing, Mich.	9 p.m.
Wed.	28	INDIANA (Big Ten Network)	East Lansing, Mich.	7:30 p.m.
Sat.	31	at Nebraska (Big Ten Network)	Lincoln, Neb.	3 p.m.

January

Tues.	3	at Wisconsin (ESPN2)	Madison, Wis.	7 p.m.
Tues.	10	IOWA (Big Ten Network)	East Lansing, Mich.	7 p.m.
Sat.	14	at Northwestern (Big Ten Network)	Evanston, Ill.	3 p.m.
Tues.	17	at Michigan (ESPN)	Ann Arbor, Mich.	7 p.m.
Sat.	21	PURDUE (ESPN)	East Lansing, Mich.	12 p.m.
Wed.	25	MINNESOTA (Big Ten Network)	East Lansing, Mich.	8:30 p.m.
Tues.	31	at Illinois (ESPN)	Champaign, Ill.	7 p.m.

February

Sun.	5	MICHIGAN (CBS)	East Lansing, Mich.	1 p.m.
Wed.	8	PENN STATE (Big Ten Network)	East Lansing, Mich.	6:30 p.m.
Sat.	11	at Ohio State (ESPN)	Columbus, Ohio	6 p.m.
Thurs.	16	WISCONSIN (ESPN/ESPN2)	East Lansing, Mich.	7 p.m.
Sun.	19	at Purdue (CBS/Big Ten Network)	West Lafayette, Ind.	1/4/6 p.m.
Wed.	22	at Minnesota (Big Ten Network)	Minneapolis, Minn.	8:30 p.m.
Sat.	25	NEBRASKA (Big Ten Network)	East Lansing, Mich.	8 p.m.
Tues.	28	at Indiana (ESPN)	Bloomington, Ind.	7 p.m.

March

Sun.	4	OHIO STATE (Big Ten Network/ESPN/CBS)	East Lansing, Mich.	12/1/4 p.m.
Thur.-Sun.	8-11	Big Ten Tournament	Indianapolis, Ind.	
Tues.-Wed.	13-14	NCAA Tournament - First Round	Dayton, Ohio	
Thur.-Sun.	15-18	NCAA Tournament - Second/Third Rounds		
Thur.-Sun.	22-25	NCAA Tournament - Regionals		
Sat.	31	NCAA Final Four	New Orleans, La.	

April

Mon.	2	NCAA Final Four	New Orleans, La.	
------	---	-----------------	------------------	--



COACHING STAFF

2011 • 12

MICHIGAN STATE BASKETBALL



HEAD COACH TOM IZZO



TOM IZZO

17th Season

383-161 Career Record (.704)

- * Four-Time National Coach of the Year
- * One NCAA, Six Big Ten & Two Big Ten Tournament Championships
- * Six Final Four Appearances
- * 14 Straight NCAA Tournaments
- * 12 NBA Draft Picks, including six First-Rounders
- * Six All-Americans
- * Graduates 81% of Players that Complete Eligibility
- * MSU's All-Time Winningest Coach

In his 17th year directing the Spartan program, head coach Tom Izzo has compiled an impressive list of accomplishments, including the 2000 NCAA National Championship, six regular-season Big Ten Championships, two Big Ten Tournament titles, six Final Four appearances, four National Coach of the Year awards and a Big Ten-best 14 straight NCAA Tournament appearances.

These accomplishments, however, are not what make Izzo one of the best in the game, but rather it is his insatiable desire to accomplish more.

With a career record of 383-161, it's easy to see that Izzo knows how to win, but he also knows how to win the right way. In his 16 years directing the Spartan program, 81 percent of his players who completed their eligibility also left with a degree. In the last 12 years, 35 Spartans have received their undergraduate degrees.

Izzo Career Coaching Record

Year	Overall	Pct.	Big Ten	Pct.	Finish	Postseason
1995-96	16-16	.500	9-9	.500	7th	NIT Second Round
1996-97	17-12	.586	9-9	.500	T-6th	NIT Second Round
1997-98	22-8	.733	13-3	.813	T-1st	NCAA Sweet 16
1998-99	33-5	.868	15-1	.938	1st	NCAA Final Four
1999-2000	32-7	.821	13-3	.813	T-1st	NCAA Champion
2000-01	28-5	.848	13-3	.813	T-1st	NCAA Final Four
2001-02	19-12	.613	10-6	.625	5th	NCAA First Round
2002-03	22-13	.629	10-6	.625	T-3rd	NCAA Elite Eight
2003-04	18-12	.600	12-4	.750	T-2nd	NCAA First Round
2004-05	26-7	.788	13-3	.813	2nd	NCAA Final Four
2005-06	22-12	.647	8-8	.500	T-6th	NCAA First Round
2006-07	23-12	.657	8-8	.500	T-7th	NCAA Second Round
2007-08	27-9	.750	12-6	.667	4th	NCAA Sweet 16
2008-09	31-7	.816	15-3	.833	1st	NCAA Runner Up
2009-10	28-9	.757	14-4	.778	T-1st	NCAA Final Four
2010-11	19-15	.559	9-9	.500	T-5th	NCAA Second Round
16 Years	383-161	.704	183-85	.683		

HEAD COACH TOM IZZO

In 16 seasons, Izzo has returned Michigan State to national prominence, placed his name in the NCAA record books and become a leader among college basketball coaches.

Izzo's 383 wins are the sixth most by any coach in his first 16 seasons in the history of college basketball. In late November 2009, he passed his mentor Jud Heathcote (340 wins) to become MSU's all-time winningest coach. In the NCAA Tournament, Izzo is at his best, winning at a clip of .729 to rank sixth among all active coaches with at least 10 tournament games coached.

Izzo led MSU to six Final Four appearances between 1999 and 2010, becoming just the fourth school in college basketball history to do it in any 12-year span, including just the third since the tournament field expanded to 64 teams in 1985. Izzo also became just the second coach in NCAA history to reach four Final Fours in his first 10 years of coaching, joining Ohio State's Fred Taylor, and is just the third coach in NCAA history to appear in six Final Fours in a 12-year span, and just the second since the tournament expanded to 64 teams. His six Final Four appearances rank tied for fifth all-time, third among active coaches and first all-time among Big Ten coaches, having most recently passed former Indiana head coach Bob Knight.

Through 16 seasons, Izzo is already one of the most successful coaches in Big Ten history. His .683 winning percentage in Big Ten games ranks fourth all-time among league coaches with at least 10 years of service. In all games, Izzo also ranks fourth (.704). With 183 conference victories, Izzo ranks sixth all-time.

Furthermore, Izzo brings stability to Michigan State basketball. The 2011-12 season will be Izzo's 29th with the Spartans. He is the longest serving active Big Ten men's basketball head coach. He is also a leader among his peers, serving as the NABC President from April 2010-April 2011, while also serving on the John R. Wooden Award Board of Governors and the USA Basketball Collegiate Committee.

Over the past 14 seasons, Izzo has compiled an impressive 350-133 (.725) record. A quick look at other stats further demonstrates the Spartans' success over that stretch: 165-67 (.711) in the Big Ten; 197-20 (.908) at the Breslin Center, including a Big Ten record 53-game winning streak; 78-71 (.523) against Top 25 teams (including two wins over No. 1-ranked teams); 50-25 (.667) in postseason play and 35-13 (.729) in the NCAA Tournament.

Individually, players have excelled under Izzo. Six Spartans (Charlie Bell, Mateen Cleaves, Paul Da-



Success On The Court And In The Classroom

Coach Izzo not only knows how to win, he does it the right way. Despite all his success on the court, as shown in his multiple conference championships, Final Four appearances and the 2000 NCAA title, he remains committed to preparing his players for life after basketball. Since 2000, 35 Spartan student-athletes have received their undergraduate degrees. In each of the last three years, the Spartan basketball program has received Public Recognition Awards from the NCAA based on the Academic Progress Rate (APR) figures.



HEAD COACH TOM IZZO

Final Four Appearances Since 1996

Izzo's First Season

Coach	Appearances
1. TOM IZZO	6
2. Roy Williams	5
3. Mike Krzyzewski	4
Jim Calhoun	4
5. Three tied with	3

vis, Drew Neitzel, Morris Peterson and Jason Richardson) have earned some form of All-America honors. Chris Hill was a three-time Academic All-American, while Neitzel also earned Academic All-America accolades. Twenty-three different players have earned all-conference recognition.

One of the reasons for Izzo's success is his ability to recruit some of the nation's most talented high school players. During his time as head coach, Izzo has recruited nine McDonald's All-Americans (Mateen Cleaves - 1996, Jason Richardson - 1999, Zach Randolph - 2000, Marcus Taylor - 2000, Kelvin Torbert - 2001, Paul Davis - 2002, Shannon Brown and Brandon Cotton - 2003, Keith Appling - 2010, Branden Dawson - 2011). In addition, seven of the last 13 Michigan Mr. Basketball award winners suited up for the Green and White (1999 - Richardson, 2000 - Taylor, 2001 - Torbert, 2002 - Davis, 2004 - Drew Neitzel, 2009 - Derrick Nix, 2010 - Appling), while Shannon Brown won the 2003 Illinois Mr. Basketball Award.

But perhaps even more important to Izzo's success is his ability to take young talent and develop a player's skills, allowing him to grow as a player and go on to play professionally. Since 2000, Michigan State has had 11 players selected in the NBA Draft, including six first rounders (Mateen Cleaves - 2000 first round, Morris Peterson - 2000 first round, Jason Richardson - 2001 first round, Zach Randolph - 2001 first round, Andre Hutson - 2001 second round, Marcus Taylor - 2002 second round, Erazem Lorbek - 2005 second round, Shannon Brown - 2006 first round, Maurice Ager - 2006 first round, Paul Davis - 2006 second round, Goran Suton - 2009 second round). Ager, Cleaves, Davis, Richardson, Randolph and Taylor were all high school All-Americans, but Izzo took Hutson, Peterson and Suton, who were not ranked in the top 75 coming out of high school, and turned them into NBA talent. In addition, Izzo-recruit Charlie Bell played in the NBA during the 2001-02 season after signing a free agent contract. After a successful stint overseas, Bell is in his seventh season back in the NBA. Alan Anderson, a member of the 2005 Final Four team, signed a free agent contract and played two years with the Charlotte Bobcats. Numerous other former Spartans have enjoyed lucrative professional careers playing overseas.

Izzo has also emerged as a teacher, not only to his players, but also his assistant coaches. Five current Division I head coaches all served as assistants to Izzo, including Tom Crean (Indiana), Brian Gregory (Georgia Tech), Stan Heath (South Florida), Mark Montgomery (Northern Illinois) and Doug Wojcik (Tulsa). Current assistant Mike Garland spent three seasons as head coach at Cleveland State following an initial seven-year stint at MSU. Stan Joplin was also head coach at Toledo for 12 seasons. Jim Boylen served as head coach at Utah for four seasons.

The 2010-11 Spartans finished with a 19-15 mark and advanced to a 14th straight NCAA Tournament. MSU faced a difficult regular-season schedule that included 18 of 33 games against the RPI Top 50 and 23 of 33 against the RPI Top 100.

Michigan State turned in another great season in 2009-10, capturing a share of a second-straight Big Ten Championship and advancing to a sixth Final Four in 12 seasons. With MSU's 106-68 victory over UMass in the sixth game of the season, Izzo recorded his 341st victory, becoming Michigan State's all-time winningest coach. The Spartans opened Big Ten play with a school-best 9-0 start and captured a



HEAD COACH TOM IZZO

share of the regular-season crown with a 14-4 mark. Overall, MSU would finish with a 28-9 record. Of the 19 20-win seasons in Michigan State history, Izzo has been involved in 16 of them, 11 as a head coach and five as an assistant.

The Spartans opened the 2010 NCAA Tournament as a No. 5 seed and advanced through the first weekend with narrow victories over New Mexico State (70-67) and Maryland (85-83). In the Midwest Regional, the Spartans once again proved they could win the close games, defeating Northern Iowa (59-52) and Tennessee (70-69) to advance to the program's eighth Final Four and the sixth in the last 12 seasons under Izzo.

Michigan State led the nation in rebounding margin for the fourth time in Izzo's career, out-rebounding opponents by a +8.6 margin. It marked the ninth time that an Izzo-coached team ranked in the top 10 in the nation.

The 2008-09 season was one of the best in the history of Spartan basketball. Michigan State advanced to its fifth Final Four in 11 seasons, becoming just the fifth school in the history of college basketball to accomplish that feat. During the regular season, the Spartans won the Big Ten Championship with a 15-3 league record, including a school-best 8-1 mark on the road. MSU won the league title by four games, equaling the second-greatest margin in conference history. Overall, Michigan State finished the season with a 31-7 record, the third-highest win total in school history. For his efforts, Izzo was named Big Ten Coach of the Year for the second time in his career.

In the NCAA Tournament, Michigan State advanced through the first weekend with wins over Robert Morris and USC. In the Sweet 16, the Spartans took out defending National Champion Kansas. In the Elite Eight, MSU beat No. 1 seed and No. 1 ranked Louisville, marking just the third victory over the top-ranked team in The Associated Press Top 25 in school history. At the Final Four in Detroit's Ford Field, the Spartans beat No. 1 seed Connecticut before eventually falling to North Carolina in the title game.

Michigan State led the nation in rebounding margin for the third time in Izzo's career, out-rebounding opponents by a +9.3 margin. It marked the eighth time that an Izzo-coached team ranked in the top 10 in the nation. The Spartans also proved to possess a high-powered attack, leading the Big Ten in scoring offense (72.0 ppg).



Izzo directed Michigan State to a 27-9 record in 2007-08, recording the ninth 20-win season in the last 11 years. The season finished with a trip to the Sweet 16 of the NCAA Tournament, marking MSU's seventh trip to the regionals in the last 11 years, tying for second most in the nation. The 27 wins marked the fifth-largest total in school history at the time, while the 24 regular-season victories were the then third-largest regular-season total for MSU. The Spartans were a perfect 17-0 at home, good for the first perfect home season since 2001 and just the fourth in Breslin Center history.

The '07-08 Spartans led the Big Ten in rebounding margin (+6.8). In league games, MSU paced the conference in field-goal percentage (.474) for the fifth-straight season, becoming the first school in league history to accomplish that feat.

Michigan State finished with a 23-12 mark in 2006-07. The Spartans had to overcome a large amount of adversity and a very difficult Big Ten schedule, but they did advance to a 10th-straight

Izzo Coaching Tree

Eight former Tom Izzo assistants have gone on to become Division I head coaches.

Jim Boylen

MSU Assistant (1989-92, 2005-07)
Utah (2007-2011)

Tom Crean

MSU Assistant (1995-99)
Marquette (1999-08)
Indiana (2008-Present)

Mike Garland

MSU Assistant (1996-2003, 2007-Present)
Cleveland State (2003-06)

Brian Gregory

MSU Assistant (1992-96, 1999-2003)
Dayton (2003-2011)
Georgia Tech (2011-Present)

Stan Heath

MSU Assistant (1996-2001)
Kent State (2001-02)
Arkansas (2002-07)
South Florida (2007-Present)

Stan Joplin

MSU Assistant (1990-96)
Toledo (1996-2008)

Mark Montgomery

MSU Assistant (2001-11)
Northern Illinois (2011-Present)

Doug Wojcik

MSU Assistant (2003-05)
Tulsa (2005-Present)



Izzo By The Numbers

Final Four Appearances

By Big Ten Coach

Coach	Appearances
1. Tom Izzo (MSU)	6
2. Bob Knight (Indiana)	5
3. Harold Olsen (Ohio State)	4
4. Fred Taylor (Ohio State)	4

Career Big Ten Victories

Coach	Victories
1. Bob Knight (Indiana)	353
2. Gene Keady (Purdue)	265
3. Ward Lambert (Purdue)	228
4. Lou Henson (Illinois)	214
5. Branch McCracken (Indiana)	210
6. Tom Izzo (MSU)	183
7. Jud Heathcote (MSU)	182

Consecutive NCAA Tournament Appearances - Active

Coach	Appearances
1. Mike Krzyzewski	16
Rick Barnes	16
3. Tom Izzo	14

Final Four Appearances - Active

Coach	Appearances
1. Mike Krzyzewski	11
2. Roy Williams	7
3. Tom Izzo	6

Anyone, Anywhere

Tom Izzo has consistently played one of the toughest schedules in America. With a willingness to play at home, on the road or a neutral site, his list of regular-season non-conference opponents reads like a who's who of top college basketball programs: Arizona, Arkansas, Boston College, BYU, Connecticut, Duke, Florida, Georgia Tech, Gonzaga, Iowa State, Kansas, Kentucky, Louisville, Maryland, Missouri, North Carolina, North Carolina State, Oklahoma, Oklahoma State, Seton Hall, Stanford, Syracuse, Temple, Texas, UCLA, Utah and Virginia.

Most Ranked Opponents Among

Final Four Teams Since 1998

147	Michigan State
142	North Carolina
138	Connecticut
136	Kentucky
132	Duke

NCAA Tournament. The Spartans also did something for the first time in school history - recording Michigan State's first home win over a No. 1-ranked team, with a 64-55 over Wisconsin.

The 2006-07 Michigan State squad excelled by getting back to Spartan basics - rebounding and defense. On the glass, the Spartans led the Big Ten in rebounding margin (+7.0). Defensively, MSU allowed opponents just 57.2 points per game, the lowest total since the 1951-52 squad allowed 56.0 points. Opponents also shot just 38.4 percent from the field, the lowest percentage since 1958-59 (.379). Nationally, the Spartans ranked sixth in scoring defense and field-goal percentage defense and eighth in rebounding margin.

In 2005-06, Michigan State finished with a 22-12 mark.

The Spartans played one of the nation's toughest sched-

ules, playing more games against teams ranked in the RPI top 25 (13) and top 50 (18) than any other school in the nation.

In Big Ten games, Michigan State led the conference in five statistical categories including free-throw percentage (.781), field-goal percentage (.469), rebounding defense (30.1), rebounding margin (+4.2) and assists (15.81 apg).

Michigan State returned to the Final Four in 2005, becoming the only team to appear in four Final Fours between 1999 and 2005. The Spartans finished the season with a 26-7 mark, including a 22-5 regular-season record. Since Michigan State joined the Big Ten, only three Spartan teams finished the regular season with fewer losses.

In the NCAA Tournament, MSU defeated No. 1 Duke and No. 2 Kentucky in the Austin Regional, becoming the first team in tournament history to defeat the Blue Devils and the Wildcats in the same year. Despite losing to North Carolina in the Final Four, Izzo was named the 2005 Clair Bee Award winner, recognizing the Division I men's basketball coach who has made the most significant positive contribution to his sport.

Not only did the 2004-05 Spartans win, they were also statistically impressive, ranking in the top 15 nationally in six statistical categories, including free-throw percentage (3rd, .777), scoring margin (7th, +13.1), assists per game (10th, 17.1 apg), field-goal percentage (11th, .487), rebound margin (11th, +6.8) and scoring offense (13th, 78.5 ppg). MSU led the Big Ten in scoring for the second straight year with 78.5 points per game - its highest scoring average since 1985-86 (83.1 ppg).

HEAD COACH TOM IZZO

During the season, Izzo recorded his 232nd win at MSU, moving past Benjamin Van Alstyne for the second most number of career wins in Spartan coaching history. In summer of 2005, Izzo traveled to Kuwait to take part in "Operation Hardwood - Hoops With The Troops." Izzo was one of eight coaches and sports personalities coaching 13-member military basketball teams on Camp Arifjan, Kuwait, from Aug. 27-31. Camp Arifjan defeated the other bases to win the championship under the direction of Coach Izzo. Izzo made a return trip to Kuwait in May 2006.

In 2003-04, MSU opened the season with a 5-7 mark after taking on one of the most difficult non-conference schedules in NCAA history. Rather than give up, Izzo and the Spartans rallied to win 12 of the next 15 games, finishing just one game out of first place in the Big Ten at 12-4. For the year, MSU posted an 18-12 mark.

The 2003-04 season saw Michigan State become the first team in Big Ten history to lead the conference in scoring offense (71.3 ppg), field-goal percentage (.522), 3-point field-goal percentage (.434) and free-throw percentage (.777) in the same season.

On Feb. 4, 2004, MSU defeated Iowa, 89-72, as Izzo recorded the 200th victory of his Spartan career, becoming just the third coach in MSU history to accomplish that feat. He also became the eighth head coach in NCAA history to record 200 wins in his first nine seasons. Ten days later, Izzo became just the third coach in Big Ten history to record 100 league wins in his first nine seasons, joining Bob Knight and Gene Keady as MSU defeated Minnesota, 69-58, on Feb. 14.

The 2002-03 season was a study in perseverance. Izzo rallied his team to win the final four regular-season games and eight of the last 10 conference games to finish 10-6 in the Big Ten, good for third place in the league.

Michigan State made even bigger noise during the NCAA Tournament. The No. 7 seed Spartans easily dismissed Colorado in the first round, setting up a matchup with the No. 2 seed Florida Gators. The Spartans shocked many experts with a 68-46 victory in the Gators' home state. In the Sweet 16, Michigan State defeated defending-national champion Maryland in a thrilling two-point game, before eventually falling to the No. 1 seed Texas Longhorns in the Lone Star State.

The Elite Eight appearance was the fourth for MSU between 1999 and 2003. During that time period, no other school made more than two trips. In fact, since the NCAA Tournament expanded to 64 teams in 1985, just four programs (Duke, Kentucky, Michigan State and North Carolina) have advanced to four Elite Eights in any five-year period.

The 2001-02 season may prove to be one of Izzo's finest. Despite losing 81 percent of the scoring load from 2000-01, and having three of his key players miss several games with injuries, Izzo led the Spartans to a 10-6 Big Ten record, finishing just one game out of first place. MSU won 10 of the last 13 regular-season games to finish with a 19-12 record and earned a spot in the NCAA Tournament.

In 2000-01, Izzo earned NABC National Coach of the Year and District 11 Coach of the Year honors for leading Michigan State to its third straight Final Four and fourth straight regular-season Big Ten Championship. MSU became just the fourth school in Big Ten history to win four straight league titles.

MSU opened the season by winning its first 12 games to establish the best start in school history. On Dec. 25, 2000, the Spartans earned the top spot in The Associated Press Top 25, marking the first time they held the No. 1 position in the AP Poll since 1979. In Big Ten action, Michigan State posted a 13-3 record to win a share of the league crown. The Big Ten finale vs. Michigan marked Izzo's 100th Big Ten game. Through his first 100 games, Izzo posted a 72-28 mark, the fifth-best record in Big Ten history.

In the 2001 NCAA Tournament, Izzo guided the Spartans to a third straight Final Four. For a third consecutive season, Michigan State earned a No. 1 seed. MSU won the first three games by double figures, establishing a record with nine straight NCAA Tournament victories by double digits. When MSU defeated Temple, 69-62, in the South Regional Final, the Spartans became just the ninth school to reach three-straight Final Fours and just the third since the NCAA Tournament field expanded to 64 teams in 1985. On the season, MSU finished with a 28-5 record.



COACHES

2011-12 SPARTANS

2010-11 REVIEW

HISTORY

RECORDS

POSTSEASON

MEDIA INFO



HEAD COACH TOM IZZO

Izzo's NBA Pipeline

Since Tom Izzo became head coach, 10 former Spartans have gone on to play in the NBA.

Maurice Ager
Alan Anderson
Charlie Bell
Shannon Brown
Mateen Cleaves
Paul Davis
Jamie Feick
Morris Peterson
Zach Randolph
Jason Richardson

In addition, former MSU video coordinator Paul Rivers is Director of Basketball Technology with the Oklahoma City Thunder. Former managers have also found homes in the NBA. Steve Hetzel is the Director of Player Development for the Detroit Pistons. Brian Pauga is the Director of Basketball Operations for the San Antonio Spurs. Dan Vincent is Assistant to the Head Coach for the Cleveland Cavaliers.

Michigan State led the nation in rebound margin for the second straight season at +15.4 boards per game, tying the fifth-largest margin in Division I history and the greatest since 1980. The Spartans also ranked 13th in the nation in scoring defense (61.8 ppg).

In 1999-2000, Michigan State captured the second NCAA Championship in school history and its third straight regular-season Big Ten Championship. MSU also won at least 30 games for the second straight season, posting a 32-7 mark, becoming just the second Big Ten school to accomplish that feat. The 65 wins over the 1998-99 and 1999-2000 seasons is the greatest two-year total in the history of the Big Ten. The Spartans also repeated as Big Ten Tournament champions.

Izzo led MSU to consecutive Final Fours for the first time in school history. For his efforts, Izzo was named USBWA District V Coach of the Year and NABC District 11 Coach of the Year. Izzo also recorded his 100th career victory in a Jan. 11, 2000, 77-71 overtime win over Indiana in the Breslin Center.

For the second consecutive season, Michigan State earned a No. 1 seed in the Midwest Region of the NCAA Tournament. After disposing of Valparaiso and Utah in Cleveland, Ohio, the Spartans moved on to the Sweet 16 at the Palace of Auburn Hills, Mich., where they recorded come-from-behind victories versus Syracuse and Iowa State. In the Final Four, MSU defeated Wisconsin for the fourth time that season. The Spartans then captured their second NCAA title in school history, defeating Florida, 89-76.

During the 1998-99 season, Izzo directed the Spartans on a magical run to the program's first appearance in the NCAA Final Four since 1979. Under Izzo's guidance, Michigan State posted a record of 33-5, establishing a school record for most wins in a season. For his efforts, Izzo was named the Basketball Times National Coach of the Year and the National Association of Basketball Coaches (NABC) District 11 Coach of the Year. Throughout the 1998-99 Big Ten season, Michigan State established itself as the class program of the conference. Izzo directed the school to its second straight Big Ten title. The Spartans followed up a 15-1 Big Ten regular season by capturing their first Big Ten Tournament championship. The 15 league wins tied a school record for most victories in conference

play, while the Spartans' 93.8 winning percentage established a school record.

Whereas MSU's success in 1998-99 was expected, the Spartans took the college basketball world by storm in 1997-98. Izzo became the first Michigan State coach to earn Associated Press National Coach of the Year honors while leading MSU to a 22-8 record and a share of the Big Ten title. The Spartans posted a 13-3 mark in conference, earning Izzo Big Ten Coach of the Year honors.

Over the course of the 1997-98 season, Izzo and his team finished the year ranked No. 10 nationally by USA Today/ESPN, marking the first time the Spartans had finished in the Top 10 since 1995. In addition to his AP award, Izzo was named National Coach of the Year by Basketball News and the United States Basketball Writers Association (USBWA). Basketball Times selected Izzo as its Midwest Coach of the Year.

During Izzo's first season as head coach in 1995-96, he directed the Green and White to an overall slate of 16-16, including a 9-9 effort in the Big Ten. Izzo recorded wins over Top 25 teams on four occasions. In 1996-97, Izzo guided the Green and White cagers to an overall mark of 17-12, including a Big Ten ledger of 9-9. Izzo led the Spartans to the second round of the NIT in each of his first two seasons.

In his 29th season as a member of the MSU coaching staff, Izzo has been with the Spartan program since taking a part-time assistant coaching position in 1983. An assistant coach with the Spartans from 1983-86, Izzo left MSU in May of 1986 to become the top assistant and recruiting coordinator at Tulsa. But, on June 10 of the same year, Izzo returned to East Lansing when Spartan assistant Mike Deane left to become head coach at Siena College.

HEAD COACH TOM IZZO

Since then, he has been the catalyst in the resurgence of the MSU program. Regarded as one of the country's top recruiters, he is known as a tireless worker both on the recruiting trail and in the office. His hard work and loyalty were rewarded in July 1990, when Jud Heathcote appointed him associate head coach. His dutiful efforts were further recognized when, on March 30, 1993, then-MSU Athletics Director Merrily Dean Baker recommended both a one-year contract extension for Heathcote through the 1994-95 season and that Izzo be appointed head coach upon Jud's retirement. The MSU Board of Trustees accepted both recommendations on April 9, 1994.

Izzo originally came to MSU from Northern Michigan, where he had been an assistant from 1979-83. He was named a part-time assistant at MSU in September 1983. When former assistant Edgar Wilson left in November 1983, Izzo became a full-time assistant.

Izzo played guard for NMU's basketball team from 1973-77, and was voted the team's MVP as a senior. He was also a third-team Division II All-America pick that year and established the Wildcat record for most minutes played in a season. Following his graduation from NMU in 1977, Izzo took over as head coach at Ishpeming High School and served in that position for the 1977-78 campaign.

A native of Iron Mountain, Mich., Izzo and former NFL head coach Steve Mariucci were Iron Mountain High School teammates in football, basketball, baseball and track. As college roommates at Northern Michigan, Izzo walked on to the basketball team, while Mariucci did the same with football. Both would go on to earn Division II All-America honors. Despite their busy schedules, they remain the closest of friends. For 10 years, they co-hosted a golf tournament in Iron Mountain to raise money for the community, including a fitness center for the high school.

In October 1990, Izzo was inducted into the Northern Michigan University Hall of Fame and was selected as an inductee into the Upper Peninsula Hall of Fame during the summer of 1998.

In 2001, Izzo received honorary degrees from both Northern Michigan and Michigan State, delivering the commencement address at both graduation ceremonies.

Izzo is also an active volunteer in the community. Among his many efforts, he is very active with Coaches Vs. Cancer, Sparrow Hospital and the Jimmy "V" Foundation. In 2009, Izzo was presented the Coaches Vs. Cancer Champion Award, recognizing his work and leadership in the fight to save lives from cancer.

Izzo was born January 30, 1955. His family includes his wife, Lupe, daughter, Raquel, and son, Steven.

The Tom Izzo File

BORN

January 30, 1955, Iron Mountain, Mich.

HIGH SCHOOL

Iron Mountain High School

COLLEGE CAREER

Northern Michigan University, Guard, 1973-77

COLLEGE DEGREE

Northern Michigan, 1977

COLLEGE HONORS

1977 Team MVP

1977 Division II All-American (third-team)

Established school record for minutes played in a season

COACHING CAREER

Head Coach, Ishpeming High School, 1977-78

Assistant Coach, Northern Michigan, 1979-83

Assistant Coach, Michigan State, 1983-86

Assistant Coach, Tulsa, May-June 1986

Assistant Coach, Michigan State, June 1986-90

Associate Head Coach, Michigan State 1990-95

Head Coach, Michigan State, 1995-Present

COACHING HONORS

Head Coach, 1997 Big Ten All-Star Team

1998 Associated Press National Coach of the Year

1998 Basketball News National Coach of the Year

1998 USBWA National Coach of the Year

1998 Big Ten Coach of the Year

1998 Basketball Times Mid-east Region Coach of the Year

1999 Basketball Times National Coach of the Year

1999 NABC District 11 Coach of the Year

2000 NABC District 11 Coach of the Year

2000 USBWA District V Coach of the Year

2001 NABC National and District 11 Coach of the Year

USA Basketball Assistant Coach, 2001 Goodwill Games

Head Coach, 2002 NABC All-Star Game

USA Basketball Head Coach, 2003 Pan-Am. Games

2005 Clair Bee Coach of the Year

2009 Big Ten Coach of the Year

2011 Honoree, John R. Wooden Legends of Coaching Award

OTHER HONORS

1990 Inductee, Northern Michigan Univ. Hall of Fame

1998 Inductee, Upper Peninsula Hall of Fame

FAMILY

Wife - Lupe

Daughter - Raquel (17)

Son - Steven (11)



DWAYNE STEPHENS

Dwayne Stephens is in his ninth season as an assistant coach at Michigan State. Among Stephens' many responsibilities, he coaches the Spartan post players, while also handling scouting and recruiting duties. In July 2010, he was among the top five coaches on a list of the "Top 25 High-Major Assistants," according to FoxSports.com. Under his tutelage, Spartan center Paul Davis was a three-time All-Big Ten honoree, including earning first-team all-conference and Associated Press honorable mention All-America honors in 2003-04, while finishing among the top 10 scorers and rebounders in MSU history. In 2009, second-team All-Big Ten performer Goran Suton led the Big Ten in rebounding, one season after ranking second in the conference. Draymond Green has finished third in the league in rebounding in each of the last two seasons, being named Big Ten Sixth Man of the Year in 2010 and earning third-team All-Big Ten honors in 2011.

The Spartans led the nation in rebounding in 2009 and 2010, and have paced the Big Ten in five of his eight seasons.

Stephens has coached in 10 straight NCAA Tournaments, including the 2003 Final Four with Marquette and the 2005, 2009 and 2010 Final Fours with MSU. He has been a part of back-to-back Big Ten Championship teams in 2009 and 2010. Last year, the Spartan big men led a defensive attack that set a school record in blocks. In fact, four of the top five seasons in MSU history for blocks have occurred since Stephens joined the coaching staff.

Stephens has emerged as one of the top recruiters in the nation. He was named a Rivals.com Class of 2006 Top 25 Recruiter in September, and played a key role in putting together a top-five recruiting class in the fall of 2006. In May 2008, he was listed among the top 20 High-Major Assistants in the nation by Jeff Goodman of FoxSports.com.

A Ferndale, Mich., native, Stephens was a four-year letterwinner at Michigan State University from 1989-93. In his four seasons, the Spartans posted an 84-38 overall record and made four postseason appearances, as Stephens never missed a game in his career. As a freshman in 1989-90, Stephens was a third-team selection on Basketball Weekly's Freshman All-America Team and scored the game-winning basket in a 72-70 victory over Purdue that clinched the Big Ten Championship. In 1990-91, he was the recipient of

MSU's Best Defensive Player Award on a squad that advanced to the second round of the NCAA Tournament.

As a junior, Stephens was voted Most Valuable Player by his teammates as he averaged 11.2 points, 5.0 rebounds and 2.8 assists per game. He was also named honorable mention All-Big Ten and was named the recipient of MSU's Most Improved Player Award. In two NCAA Tournament games, Stephens averaged 16.0 points. In 1992-93, Stephens served as a senior co-captain for the Spartans, averaging 9.1 points, 5.6 rebounds and 3.5 assists. He was named MSU's Best Defensive Player and earned a spot on the Basketball Weekly Honorable Mention All-Midwest Team.

Prior to returning to his alma mater, Stephens spent four years (1999-2003) as an assistant at Marquette under former MSU assistant Tom Crean. In 2001, Brian Wardle became the school's first-ever first-team All-Conference USA honoree. Marquette made back-to-back NCAA Tournament appearances in 2002 and 2003, advancing to the Final Four in 2003. Dwyane Wade was a two-time all-league performer and earned First-Team All-America honors from The Associated Press in 2003. The Golden Eagles posted a 27-6 record in 2003, winning a Conference USA regular-season title.

Prior to his coaching stint at Marquette, Stephens spent the 1997-98 and 1998-99 seasons as an assistant coach at Oakland University, where the Golden Grizzlies compiled a 27-27 two-year record. During the '98-99 campaign, Oakland's first season as a Division I member, the Golden Grizzlies posted a 12-15 mark.

Following the conclusion of his collegiate career, Stephens played three professional seasons in Europe.

Stephens earned a bachelor's degree in criminal justice from Michigan State in 1993. He and Sara Gilbertson have a daughter, Taylor Olivia.

9th Season

Playing Experience

Michigan State (1989-93)

1992 Team MVP, 1993 Team Captain

Coaching Experience

Oakland University, Assistant Coach (1997-99); Marquette, Assistant Coach (1999-2003); Michigan State, Assistant Coach (2003-Present)

ASSISTANT COACH MIKE GARLAND

COACHES

2011-12 SPARTANS

2010-11 REVIEW

HISTORY

RECORDS

POSTSEASON

MEDIA INFO



MIKE GARLAND

Mike Garland is in his second stint on the Spartan bench, with the 2011-12 campaign marking his 12th season at MSU.

He returned to East Lansing for the 2007-08 season, having previously served as an assistant at MSU for seven seasons from 1996-2003. In his time at MSU, Garland has helped coach the Spartans to 10 NCAA Tournaments, six Big Ten Championships, two Big Ten Tournament Championships, five Final Fours and one National Championship. He excels in self-scouting and individual player improvement. His instruction led to six Spartans being selected in the NBA Draft during a three-year span from 2000-02. In total, he has worked with 10 Spartans that have been selected in the draft.

"Mike is someone who was here through our championship and Final Four runs, and helped build this program from the ground up," said Michigan State head coach Tom Izzo. "Mike has a tremendous passion for coaching and developing relationships with players. He helps instill the toughness necessary to compete at the championship level."

In 2006-07, Garland served as associate head coach at SMU under Matt Doherty. Prior to that, he was head coach for three seasons at Cleveland State, posting a 23-60 record, while increasing the Vikings' win total each season. In his second season, the Vikings improved by six wins in Horizon League play, which was the fifth-best improvement in league history.

Prior to his arrival at East Lansing, Garland enjoyed a successful nine-year stint as varsity head coach at Belleville High School. During that time, he posted a career record of 153-49 (.757) while earning numerous coaching honors. He was selected as the Associated Press' 1993-94 Michigan High School Coach of the Year while also being named the Michigan Mega Red Conference Coach of the Year. Garland, who coached three players to first-team all-state honors during his tenure at Belleville, was named The Detroit News All-Metro West Coach of the Year in 1990-91 while being selected as the All-Suburban Coach of the Year during the same campaign by the Detroit Free Press. His Belleville teams won six Mega Red Conference championships, four district titles and advanced to the state tournament quarterfinals in 1991. He spent five seasons as an assistant at Belleville before being named head coach.

Garland started his coaching career in 1977 with a two-year stint as an assistant basketball coach at Cody High in Detroit. Garland then headed to private business for several years before his desire to teach led him back into coaching as the junior varsity coach at Belleville High in 1982.

Garland earned a bachelor's degree in physical education and community recreation from Northern Michigan in 1977. While at NMU, he was the recipient of the Minority Student Academic Achievement Award. Izzo and Garland were teammates on the Wildcats' basketball squad.

Garland's family includes his wife, Cynthia, daughter, Simone, and sons Quentin and Michael Ray, and grandchildren Simone, LaNyla and Jacqueline.



12th Season

Playing Experience

Northern Michigan (1974-77)

Coaching Experience

Detroit Cody High School, Assistant Coach (1977-79); Belleville High School, Junior Varsity Coach (1982-87); Belleville High School, Head Coach (1987-1996); Michigan State, Assistant Coach (1996-2003); Cleveland State, Head Coach (2003-06); Southern Methodist University, Associate Head Coach (2006-07); Michigan State, Assistant Coach (2007-Present)



ASSISTANT COACH DANE FIFE



DANE FIFE

Dane Fife, who has served as head coach at IPFW for the last six seasons, is in his first season as an assistant coach at Michigan State. Fife will work closely with the Spartan perimeter players.

In six years at IPFW, Fife posted an 82-97 record, including a 34-27 mark over the last two seasons. In each of his six seasons, IPFW tied or broke its record for wins at the Division I level, as Fife guided the Mastodons from Independent status to membership in the Summit League. This past season, IPFW posted an 18-12 mark, including an 11-7 record in the Summit League and secured the No. 4 seed in the Summit League Tournament, the program's highest seed ever in four years of conference membership.

A 2002 graduate of Indiana University, Fife led the Hoosiers to the 2002 National Title game and a share of the regular-season Big Ten Championship. Individually, he was named co-Big Ten Defensive Player of the Year as a senior. He is the Indiana career leader with 180 steals over the course of his four-year career (1998-2002), while the 53 he recorded as a senior rank tied for the eighth-best single-season mark at IU. With 99 career 3-point field-goals made, he ranks among the top 20 in school history, while his .478 3-point field-goal percentage in 2001-02 ranks sixth on the school's single-season chart. The 37 games he started as a senior established the Indiana single-season mark, while the 131 games in which he played over the course of his career rank tied for sixth all-time at IU.

On March 24, 2005, Fife was named head coach at IPFW, becoming the youngest head coach in Division I basketball at just 25 years old. He held that distinction as the nation's youngest head coach for five seasons. In his first season, Fife took over a program that had never posted double-digit wins and won 10 games (10-18). The following season, IPFW improved to 12-17.

The 2007-08 season was IPFW's first as a member of the Summit League, and still the Mastodons improved to 13-18. IPFW finished its first league slate at 9-9 and secured the school's first-ever conference tournament bid, and win (66-62 vs. Southern Utah). In 2008-09, IPFW posted a 13-17 mark, including 8-10 in league play, finishing sixth. That season, Fife coached forward

1st Season

Playing Experience

Indiana (1998-2002)

2002 Big Ten Defensive POY

Coaching Experience

Indiana, Administrative Assistant (2003-05); IPFW, Head Coach (2005-11)

Deilvez Yearby, the 2009 Summit League Sixth Man of the Year. As a team, the Mastodons also had signature wins, topping two-time defending league champion Oral Roberts and handing Valparaiso its worst home defeat in 11 years (63-46).

Fife's 2009-10 squad became the first Mastodon team to produce a winning season, finishing with a 16-15 mark. IPFW was 9-9 in league play, finishing fifth, and advanced to the semifinals of the conference tournament. During IPFW's history in the Summit League, Fife has mentored three all-conference performers, including Jaraun Burrows (2008, 2nd Team), Deilvez Yearby (2010, 2nd Team) and Ben Botts (2011, 2nd Team).

Prior to becoming head coach at IPFW, Fife was a member of Mike Davis' staff for two years at Indiana, serving as an administrative assistant.

Fife was the Gary Steelheads' first round pick in the 2002 CBA Draft and started five of the 34 games in which he played. He averaged 3.4 points and one rebound per game.

A 1998 graduate of Clarkston (Mich.) High School, Fife was the recipient of the Hal Schram Mr. Basketball Award in 1998. He was also a McDonald's and Parade All-America selection, while playing for his father Dan.

He owns two degrees from Indiana, earning a bachelor's degree in recreation (2002) and a master's degree in athletic administration (2005). His family includes his wife Blair and daughter Quinny.





KEVIN PAUGA

Director of Basketball Operations • 3rd Season


Kevin Pauga, who previously spent eight seasons with the Michigan State men's basketball team, is in his third season with the Spartan program as director of basketball operations, handling the day-to-day operations of the basketball program, including scheduling, traveling, budgets and summer camps.

In 2008-09, Pauga served as data analyst for the Big Ten Conference. He worked closely on various projects, including conference scheduling for multiple sports, statistical analyses, television, communications and was involved in both the men's and women's conference basketball tournaments.

Previously, Pauga spent eight seasons at Michigan State. He served as the video coordinator for four seasons (2004-08), assisting the MSU coaching staff in breaking down game and practice films and opponent game videos. He also coordinated the film exchange between Michigan State and other schools, and prepared special video projects. Pauga also assisted with non-conference scheduling and supervised the student managers. During his stint as video coordinator, Michigan State advanced to four NCAA Tournaments, including the 2005 Final Four.

As an undergraduate student, Pauga served four seasons as a student manager (2000-04), including holding the position of senior manager during the 2003-04 season. He also served as team manager for the 2003 USA Basketball Pan American Games team, coached by Tom Izzo, during its training camp in Orlando. During his stint as manager, MSU appeared in four NCAA Tournaments and made the 2001 Final Four and 2003 Elite Eight, while also capturing the 2001 Big Ten Championship.

A native of Willowbrook, Ill., Pauga received his bachelor's degree in journalism from Michigan State in 2004, with an external specialty in sports management.



JORDAN OTT

Video Coordinator • 4th Season

Jordan Ott is in his fourth year as video coordinator for the Spartan program. Ott assists the coaching staff in breaking down game and practice film to create individual player edits for the MSU team. He also assists with the scouting of opponents, film exchange between universities, and the preparation of recruit visits. In addition, he oversees the group of team managers. In 2009, Ott directed the Michigan State basketball camps. Previously, Ott spent two seasons as a graduate manager at Michigan State. A native of McConnellsburg, Pa., Ott received his bachelor's degree

in sports management from the Pennsylvania State University in 2006 and earned his master's degree in Athletic Administration from Michigan State University in the spring of 2008.



DOUG HERNER

Assistant Video Coordinator • 8th Season

Doug Herner is in his eighth year as assistant video coordinator with the Michigan State basketball program. Herner has 22 years of experience as a coach at Lansing Sexton High School, while also serving as a teacher for 34 years. For seven seasons, his duties also included serving as camp director for Michigan State's basketball camps. He received his bachelor's degree in education from the University of Michigan in 1964. He earned three varsity letters in basketball with the Wolverines from 1961-64, winning a Big Ten title in 1964. His family includes his wife, Sue, daughters, Holly (husband Rashad) and Tamara (husband Walter), and sons, D.J. and Scott, and grandchildren Kristy, Sophia, Katy and Kai.



QUINTON SAWYER

Athletic Trainer

Quinton Sawyer is in his first season as athletic trainer for the Michigan State men's basketball team. Prior to his arrival in East Lansing, he spent two years as the head athletic trainer at Campbell. Sawyer joined the Fighting Camel program after spending three years at Southeastern Louisiana University as athletic trainer for the Lions' men's basketball and volleyball teams. Prior to joining the Southeastern staff, Sawyer spent two seasons as a graduate assistant at North Carolina, working with the Tar Heel men's junior varsity basketball team along with the UNC swimming and

diving teams. He coordinated and performed pre-season screenings, administered treatment, designed rehab protocol and had direct interaction with coaches, physicians, parents and student-athletes concerning athletic training duties. Sawyer was also a game day assistant athletic trainer with the Tar Heel varsity men's basketball team, where he was a part of the 2005 NCAA National Championship run. A 2004 graduate of UNC, Sawyer spent two summers as an intern in the NFL with the Denver Broncos. With the Broncos, the Camden, N.C., native, worked as a certified intern athletic trainer for the organization's training camp, also traveling with the team for all preseason games. As a student at UNC, Sawyer worked with football, wrestling, and indoor track. Sawyer earned a master's degree in exercise and sport science from UNC in 2006. During the summers of 2004-07, he was a research assistant with JUMP-ACL (Joint Undertaking to Monitor and Prevent ACL Injury), a collaborative multi-site prospective cohort study of neuromuscular risk factors for Anterior Cruciate Ligament (ACL) injuries. The study is projected to enroll over 5,000 subjects and is based in the U.S. Military, Naval and Air Force academies. Sawyer has also received several honors throughout his career, presenting his master's thesis at the National Athletic Trainers' Association symposium, while also presenting at Boston University's inaugural symposium for the Boston Marathon.



MIKE VORKAPICH

Strength & Conditioning Coach

Mike Vorkapich was promoted to Associate Head Strength & Conditioning at Michigan State in 2009 after 11 seasons as Assistant Strength & Conditioning Coach. Vorkapich also got his start at Michigan State as a graduate assistant from 1995-97. Currently, the former Spartan football player (1991-94) works directly with both men's and women's basketball, men's and women's golf and men's ice hockey. In the 15 seasons spent with the aforementioned programs, Vorkapich has been a part of a combined 14 Conference Championships, 6 Men's Basketball Final Fours, 1 Women's

Basketball Final Four, 3 Men's Ice Hockey Frozen Fours and 2 National Championships (2000 men's basketball and 2007 men's ice hockey). Between his stints at MSU, Vorkapich held similar positions at the University of Notre Dame (1998) and the University of Cincinnati (1997-1998). A native of Leamington, Ontario, Canada, Vorkapich received his Bachelor's and Master's degrees in Physical Education and Exercise Science from MSU. A published author and featured clinic speaker, Vorkapich was recently named a "Master Strength & Conditioning Coach" by the Collegiate Strength and Conditioning Coaches association (CSCCa), and is also certified by the National Strength and Conditioning Association (NSCA). Vorkapich has played an integral part in the development of numerous athletes who have gone on to professional careers in the NBA, WNBA, NHL, NFL and professional golf.



SUPPORT STAFF

COACHES

2011-12 SPARTANS

2010-11 REVIEW

HISTORY

RECORDS

POSTSEASON

MEDIA INFO



ELLIOTT DANIELS

Academic Coordinator

Elliott Daniels enters his ninth year working at Student-Athlete Support Services serving as associate director of SASS. In this capacity, he assists the associate athletic director and director of academic services with the overall management and daily operation of the SASS Unit and administers academic services for both men's basketball and football programs. With this, he has oversight of full-time staff, graduate assistants, interns and mentor program staff. Responsibilities include implementing academic programming and monitoring academic progress for at-risk and good-standing student-athletes, ensuring that all student-athletes receive effective and efficient services. A native of Chicago, Ill., Daniels attended Eastern Michigan University where he played football. A three-year letterwinner (1999-2001), Daniels was one of the top scholars on the team, being awarded numerous athletic director honor roll awards while earning a spot on the All-MAC Academic Team three times. He earned a bachelor's of business administration in management from EMU in April of 2003 and completed a master's of science in sports administration from MSU in June of 2005.



JEFF KOVAN

Director of Sports Medicine

Serving as MSU's director of primary care sports medicine and head team physician since 1996 is Dr. Jeff Kovan. Dr. Kovan is an assistant professor in the College of Osteopathic Medicine in the Department of Radiology, Division of Sports Medicine. He is Board certified in Family Medicine and has completed his Certificate of Added Qualifications in Sports Medicine. A 1987 graduate of MSU's College of Osteopathic Medicine, he worked at Western Michigan University's sports medicine department before returning to MSU in 1995 to direct the school's Sports Medicine program.

His family includes wife, Jessica, daughters, Brianna and Sarah, and son, Zachary.



DAVE PRUDER

Equipment Manager

Serving as the equipment manager for the Spartan men's basketball team is Dave Pruder. A certified equipment manager and a member of the equipment staff since 1989, Pruder helps with the planning and distribution of equipment for Spartan athletes. Pruder serves as the summer sports camps budget director in which he oversees all budget activities for all varsity sports camps offered. An avid runner, he has completed 79 marathons, including one in every state and 17 Boston Marathons. He received his bachelor's degree in business from Michigan State in 1987, his

master's in physical education and exercise science in 1989 and his M.B.A. in 1992. Pruder's family includes wife, Theresa, daughter, Kristen, and son, David Thomas.



LORI SODERBERG

Executive Secretary



BETH MARINEZ

Recruiting Secretary



Spartan Managers

From L to R: Alexander Kruse, Ben McNally, Geoff Laporte, Blake Saunders, Adam Clark, Christopher Kruse, Charlie Wesley
Not Pictured: T.J. Hurley

Manager Careers In Sports

Since moving into the Basketball Berkowitz Complex in 2002, 27 managers, graduate managers and video coordinators have moved on to a profession in athletics. Here is a list of those still involved in athletics.

Jon Borovich.....	Assistant Coach, Northern Illinois
Luke Brown.....	Head Coach, Eaton Rapids (Mich.) High School
Rick Carter.....	Assistant Coach, Western Michigan
Jamie Curtis.....	Production Assistant, ESPN
Jon Dykema.....	Staff Counsel, Detroit Lions
Sean Dwyer.....	Video Coordinator, Alabama
Brett Ferguson.....	Video Intern, Big Ten Conference
Mike Gibson.....	Assistant Coach, Drake
Joe Griffin.....	Head Coach, Roosevelt University
Steve Hetzel.....	Director of Player Development, Detroit Pistons
Jordan Ott.....	Video Coordinator, Michigan State
Brian Pauga.....	Coordinator of Scouting, San Antonio Spurs
Kevin Pauga.....	Director of Basketball Operations, Michigan State
Paul Rivers.....	Director of Basketball Technology, Oklahoma City Thunder
Joe Rood.....	Assistant Director of Sales & Marketing, Michigan State
Anthony Saccoccia.....	Video Coordinator, Indiana
Billy Schrage.....	Spartan Fund Development Coordinator, Michigan State
Reed Schuitema.....	Director of Football Operations, Miami (Ohio)
Robby Smith.....	Ticket Office Intern, Michigan State
Bryan Tibaldi.....	Video Coordinator, Missouri
Dan Vincent.....	Assistant to the Head Coach, Cleveland Cavaliers
George Wishart.....	Broadcast Associate, CBS Sports



Student Office Assistants

From L to R: Hailey McInnis, Elizabeth Izzo, Victoria Wickens, Meredith Dwyer, Lindsay Schuitema, Natalie Pryor, Samantha Palamara, Morgan Stinson



2011-12 SPARTANS



The Spartans enter the 2011-12 season with a different set of expectations than in years past. Michigan State is ranked somewhere between 15-25 in most preseason top 25 polls. While not the preseason top-five ranking of the last few years, the Spartans are still poised for an excellent season. Some of the celebrated individuals from previous years are gone, but the summer and fall has been filled with a sense of optimism at Breslin Center, following a disappointing second round loss to UCLA in the 2011 NCAA Tournament. It's a feeling that's even shared by 17th-year head coach Tom Izzo.

"I like this team right now," said Izzo. "I love what I've heard about this summer and what I've seen in fall workouts. I love the fact that I think it's a more together team. I like the talent of the team, and I think our freshmen can help us out right away, but the biggest negative is that there are so many unknowns.

"But I am so looking forward to the year. There's still some really talented players on this team. It's gonna come down to putting them all together."



Draymond Green is the unquestioned leader of the 2011-12 Spartans.

going to be a point forward for us.

"But for us to be successful, he has to have a year like Kemba Walker had for UConn as a leader," Izzo continued. "After they won, the young Huskies talked about Kemba and how he directed them. We need that leadership out of Draymond to direct all the young kids that we'll be playing, and then make sure he plays well himself."

Green was scheduled to be joined by Delvon Roe, but the fellow senior forward retired in September due to degenerative knee pain.

"We've built our program at Michigan State on toughness, and I've never had a player who played through more pain than Delvon," said Izzo at the time of the announcement.

Roe's retirement means there will be more opportunities for the Spartan underclassmen. Junior Derrick Nix has recommitted himself after an up and down sophomore season. He appeared in 30 games last season, but after losing a good deal of weight over the summer, he struggled with weight control over the course of the season, limiting his effectiveness.

He is coming off another strong summer, dropping 25 pounds down to 270 and transforming his body shape. If that commitment continues through the season, Izzo believes big things are in store for the Detroit native.

"Because of what happened last season with his weight, I'm skeptical to be too excited, but it's

IN THE FRONT COURT

Michigan State experience lies in its frontcourt, led by senior Draymond Green.

A third-team All-Big Ten honoree, Green's strength lies in his versatility, as he was one of just 10 players in the nation to lead his team in rebounding and assists, while ranking second on the squad in scoring. Last season, he became just the third Spartan to ever record a triple double, accomplishing the feat twice (vs. Penn State and vs. UCLA). His 23-point, 11-rebound, 10-assist effort vs. the Bruins in the second round of the NCAA Tournament, is just the seventh official triple-double in the tournament's history.

This summer, Green earned valuable experience with Team USA at the World University Games. He ranked fifth on the squad in scoring (8.6 ppg) and second in rebounding (6.0 rpg), as Team USA posted a 7-1 record.

As Green enters his final season, Coach Izzo sees a dedicated player, whose leadership and skills are essential to team success.

"I think he knows it's his year, and he's put in all the time in the gym and the weight room. He's constantly working on improving his game, but he's also changed his body fat to muscle and continues to redefine his body. He did a hell of a job with USA Basketball as a facilitator. And he's still



Derrick Nix and Adreian Payne will be counted on to play large roles in the Spartan frontcourt this season.

been a long time since he's been in this good of shape," said Izzo. "There were times he played pretty well last season, but it came in spurts because he couldn't sustain it. He's a weapon in the halfcourt, because he's got quick feet and can score in the post. He can be good defensively, but as soon as he gets tired, he relaxes. If he can be effective for longer stretches, it will be a definite positive for us."

Sophomore Adreian Payne is poised to become one of the nation's premier breakout players. A consensus Top-25 prep standout, a shoulder injury severely hampered his development as a freshman. After an injury-free summer, Payne is ready to display the skill set that once led Coach Izzo to call him the "most athletic big man" of his coaching tenure.

"He's a freakish athlete and a freakish big man," Izzo said. "I believe we'll see a huge jump in his production this year. He's worked hard so that he can score with either hand, and I've been impressed with the way he's picking up things quicker. We have several guys that could have big jumps this year – but he's probably at the top of that list."

Red-shirt freshman Alex Gauna is eager to contribute after sitting out last season. He has good size at 6-9, 240 pounds, but his strength offensively is the ability to step outside and hit a faceup jumper. But it might be his ability to be a force inside that determines his playing time.

"Alex is a tough kid, but he hasn't shown the ability to get in there and rebound and mix it up," Izzo said. "He has the ability and the toughness, he just hasn't done it. So we need to change his nature and make sure he doesn't just float on the perimeter. But he gives us something that other players don't, a legitimate pick-and-pop shooter.

So he's going to be an important player for us this season."

Former walk-on transfer Anthony Ianni is on scholarship as a senior this season, and is looking to help the team however he's needed, but he remains hungry to get on the court.

"Anthony is a banger and he's gotten himself in the best shape of his life," Izzo said. "I told him to be ready, because you never know when we could get in foul trouble or something and call on him to play key minutes."

IN THE BACKCOURT

While the Spartan frontcourt features two players that have played key roles on a Final Four team, the Michigan State backcourt features just two scholarship players that have ever played a minute for the Green and White.

Red-shirt senior Austin Thornton is the most experienced member of the unit. He's appeared in 94 games over the last three seasons, primarily in spot duty. His hustle and work ethic have always found him some playing time, while he's also worked to improve his scoring, developing into a reliable shooter.

"Austin's leadership is going to be important for us this season," Izzo said. "We've lost several experienced guards over the last two seasons, and we need Austin to help relay his experience to our younger guys on the perimeter. His biggest asset is his versatility and he's really put in the time to be a consistent shooter."



Austin Thornton will be needed to provide leadership to a young Spartan backcourt.



The only other returning scholarship guard is sophomore Keith Appling. Appling arrived on campus with a reputation as a scorer, but developed into a lockdown defender on the perimeter. Midway through the season, he was forced to spend more time at point guard, a turn of events that should prove beneficial this year as he comes into the year as the projected starter.

"It's still yet to be seen how he'll adjust to all point," Izzo said. "But he's athletic, active and last year we loved the fact that he pushed the ball better than anybody. The problem is that I'd also like to see him running the wing some and getting out in the open. So he'll end up seeing time at both positions.

"What I appreciate about Keith is his toughness and the way he tackles a challenge. He came in as a big-time scorer, but he didn't let some early struggles affect him in a negative way. He realized that he could also contribute without ever scoring a point, and you saw that in his defensive effort and the way he tried to learn how to run a team."

While Appling and Thornton are the two guys with Michigan State experience, Coach Izzo added an experienced player when he picked up fifth-year senior transfer Brandon Wood. Wood took advantage of an NCAA rule that allows a player to transfer once they've graduated without having to sit out a season. He was a two-time All-Horizon League performer at Valparaiso, including earning first-team accolades last season after averaging 16.7 ppg for the Crusaders, ranking third in the conference.



After a solid freshman year, Keith Appling is poised for a breakout sophomore campaign.

While the adjustment to Big Ten basketball might present a problem for some players, Wood appears to be up to the challenge, having played some of his best basketball against top-caliber competition. Over the last two seasons, he's scored 30 points vs. North Carolina, 24 points in Breslin Center vs. Michigan State, and 21 and 20 vs. Purdue. And yet, despite his propensity for scoring big, he could also see time at the point of the Spartan attack.

"He's had some impressive stats against some really good teams," Izzo said. "The question mark, however, is going to be can he guard at this level? If he can do that effectively and improve his toughness, he could be a key contributor for us. He's already graduated and he's very mature, which I think is going to help this team. From the moment he got here in the summer, he's impressed everyone he's met with his maturity."

Red-shirt freshman Russell Byrd was forced to sit out last season because of a broken bone in his left foot that required surgery prior to high school graduation and then again last fall. A third surgery was conducted this past May by one of the premier foot and ankle specialists in the country and the hope is that Byrd will be ready to go for the start of practice. His addition gives the Spartans a knock-down shooter with great size (6-7) on the perimeter, although he'll have to make up for missing two summers and one season with the injury.

"He has to make up a year and a half," Izzo explained. "Fortunately, he's a gym rat and a smart kid, so I think he'll pick it up faster than most. He's a great shooter with unlimited range who has great size for a wing. The question mark is can he guard, and because he was injured for virtually all of last season, it's tough to exactly know."

The Spartans will also welcome a talented trio of freshmen to the rotation: Branden Dawson, Brandan Kearney and Travis Trice.

Dawson is the most highly-touted of the group, earning McDonald's All-America accolades after averaging 28.7 points and 18.6 rebounds as a prep senior. The scoring numbers are impressive, but where he separates himself is his rebounding ability. He'll be a welcome addition to a Spartan unit that last season failed to lead the Big Ten in rebounding margin for just the fourth time under Coach Izzo.

"He's probably as good of an offensive rebounder as maybe we've ever recruited here," Izzo said. "He's a star that's unselfish with unlimited potential. He's a better shooter than some of the guys

we've had at that position. We've just got to make sure he's constantly attacking the glass, even when he's playing on the perimeter."

Brandon Kearney was a 2011 Class A First-Team All-State honoree at Detroit Southeastern High School. At 6-5 with long arms, he gives the Spartans some length on the perimeter. And while the adjustment to Big Ten basketball will be a process, the Spartans expect him to find some playing time.

"He's a very skilled, very intelligent player, but he's got to get tougher, stronger and more aggressive," Izzo said. "He's already gotten a lot stronger this summer, but that needs to continue to improve. What I appreciate is his understanding of the game. He can defend, and he knows how to get guys the ball. In some ways, he reminds me of Steve Smith at a younger age."


Travis Trice flew somewhat under the radar as a high school prospect. But as a teammate of Dawson's on the AAU circuit, Coach Izzo fell in love with his game while watching nearly every contest that they played. His father coached his high school team and played college basketball at Purdue and Butler, while his grandfather played at Vincennes University and Old Dominion. And despite a lower profile on the summer circuit, Trice was named the 2011 Gatorade Ohio Boys Basketball Player of the Year, averaging 23.5 points and 6.5 assists for Wayne High School.

"What he lacks in size (6-0) and jet speed, he makes up for in basketball IQ," Izzo said. "And we've discovered that he's a better athlete than we originally gave him credit for. I think he could develop into a special player. Much like a Travis Walton did, he lives in the film room, which should ease his transition."

THE SCHEDULE

Michigan State will face a slate that includes 11 teams that played in the 2011 NCAA Tournament. In total, MSU will face 15 opponents that played in the 2011 postseason, as seven of the 13 non-conference opponents appeared in the NCAA or NIT, while six Big Ten teams played in the NCAA Tournament, and two more appeared in the NIT.

The game against the Tar Heels will be played on the flight deck of the USS Carl Vinson on Veterans Day (11-11-11). Four days after playing the 2011 ACC regular-season champion, the Spartans will face 2011 ACC Tournament Champion Duke in the first year of the Champions Classic on Nov. 15 in New York's Madison Square Garden.



MSU will open the season vs. North Carolina on the deck of the USS Carl Vinson in the Quicken Loans Carrier Classic on 11-11-11.

Michigan State becomes the first team to open the season against North Carolina and Duke in back-to-back games since Wake Forest and North Carolina State did it in November 1976. A trip to Washington to face Gonzaga, and a home contest against ACC contender Florida State also highlight the non-conference schedule.

With the addition of Nebraska to the Big Ten Conference, the Spartans will play seven league opponents twice, and four teams once. MSU will play Iowa and Penn State only at home, and will travel to Illinois and Northwestern.


"With the one-two punch of North Carolina and Duke right out of the gates, it sets the tone for what, on paper, could prove to be one of our most difficult schedules ever," Izzo said. "Everyone said last year's schedule was one of our toughest, and yet, this year we are playing more teams that appeared in the NCAA Tournament and post-season last year.

"The open of our schedule provides incredible exposure not only for the program, but also Michigan State University. You won't find another team in America with a stronger open to the season. We'll have the opportunity to play in some great venues, but we'll also need to be mentally strong as we deal with the travel. It seems that our home game in the Big Ten/ACC Challenge against Florida State almost gets overlooked, but they are a strong contender within their conference as well.

"The road doesn't get any easier in conference play. With so many talented teams, the conference race might ultimately be decided by the single plays on the schedule. What makes the Big Ten great, however, is that there are no guarantees, especially when you consider the great players, coaches and home court advantages throughout the league. It only ensures that the gauntlet that begins with our opening two games continues all the way through March Madness."

11 KEITH APPLING

SOPHOMORE • GUARD • 6-1 • 190 • DETROIT, MICH. • PERSHING





CAREER STATS

Year	GP/GS	Min/Avg	FG-FGA	FG%	3FG-FGA	3FG%	FT-FTA	FT%	OFF-DEF	REB	AVG	PF/D	A	TO	BL	ST	PTS	AVG
10-11	34/18	780/22.9	72-165	.436	39-95	.411	34-38	.895	19-77	96	2.8	76/0	45	53	16	21	217	6.4
Totals	34/18	780/22.9	72-165	.436	39-95	.411	34-38	.895	19-77	96	2.8	76/0	45	53	16	21	217	6.4

THE WORD

Combo guard with a tremendous ability to score • Quick, explosive guard that will attack the rim • Tough, hard-nosed defender • Has the ability to create for teammates • Possesses a great mid-range game • Played with USA Basketball at the 2011 FIBA U19 World Championships, averaging 4.1 points and 10.3 minutes per contest.

2010-11

Appeared in 34 games, starting 18, including 16 Big Ten contests • Averaged 6.4 points and 2.8 rebounds • Shot a team-best .411 from 3-point range (39-95) • 39 3-point field goals rank third all-time among Spartan freshman, while his 95 attempts rank fourth and his .411 percentage ranks fifth • Shot .895 from the foul line (34-38), tops on the squad among players with more than 20 attempts • Recipient of MSU's Best Defensive Player Award • Scored 14 points in his Spartan debut vs. Eastern Michigan (11/12), ranking fifth all-time among MSU freshman debuts • Scored in double figures in eight games, leading the squad twice • Led MSU in rebounding in two games and in assists twice • Scored a season-best 19 points in MSU's 71-67 overtime win against Northwestern (1/15); his 3-pointer put the Spartans ahead for good in the extra period. Connected on 5-of-8 3-pointers against the Wildcats • Scored 18 points vs. Iowa (3/2), hitting 7-of-8 from the field, including 4-of-5 from 3-point range, and adding six rebounds • Grabbed seven rebounds vs. Purdue (2/27), and totaled five or more in five other games • Blocked five shots vs. Northwestern (1/3), tying the fourth-best single-game effort by a Spartan and the most ever by a guard • Dished out three assists or more in seven games.

HIGH SCHOOL

2010 McDonald's All-American • 2010 Hal Schram Mr. Basketball Award winner • Averaged 28.1 points, six rebounds, five assists and three steals as a senior, leading Pershing High School to Detroit Public School League title • 2010 Dream Team selection as chosen by the Detroit Free Press and The Detroit News • 2010 All-Metro and All-Detroit honoree as selected by the Detroit Free Press and The Detroit News • Participated in 2009 NBA Players Association Top 100 Camp • 2009 Associated Press Class A Player of the Year • Averaged 23.9 points, six assists and five rebounds as

a junior • Led Pershing to 2009 Class A State Championship, scoring a state title-game record 49 points, while shooting 17-of-24 from the field, including 5-of-7 from 3-point range • Teamed with current Spartan teammate Derrick Nix to lead Pershing to state title • 2009 Dream Team honoree, as selected by the Detroit Free Press and The Detroit News, also earning All-Detroit and All-Metro honors • Averaged 20.9 points, 4.2 rebounds and 2.8 assists as a sophomore, leading Pershing to Class A title game • Second-team Class A All-State selection as chosen by the Detroit Free Press, earning second-team All-Metro and first-team All-Detroit accolades • Third-team All-State honoree as selected by The Detroit News, also earning All-Metro honors • Ranked nationally by Rivals.com (38), ESPN Top 100 (27) and Scout.com (45) • Among the top players in the nation at his position as ranked by ESPN Top 100 (4 Shooting Guard), Scout.com (10 SG) and Rivals.com (11 Point Guard) • Played for Coach A.W. Canada at Pershing High School.

PERSONAL

Born Feb. 13, 1992 • Son of Tottie Collins • Attended the same high school as former Spartan All-American Steve Smith • Communication major.

2010-11 GAME-BY-GAME STATS

Opponent	fg	3fg	ft	off-def	reb	pf	pts	ast	to	blk	stl	min
Eastern Michigan (11/12)	3-4	1-1	7-7	0-1	1	2	14	3	5	2	0	23
South Carolina (11/16)	2-6	1-2	0-0	0-2	2	4	5	2	3	0	0	18
vs. Chaminade (11/22)	2-2	1-1	3-4	0-0	0	0	8	0	0	0	0	13
vs. Connecticut (11/23)	0-4	0-1	4-4	1-0	1	3	4	3	0	0	2	14
vs. Washington (11/24)	1-2	0-1	0-0	0-0	0	3	2	0	2	0	1	15
Tennessee Tech (11/28)	2-4	2-4	0-0	0-2	2	1	6	2	2	0	0	18
at Duke (12/1)	0-1	0-0	0-0	0-0	0	2	0	0	0	0	0	6
Bowling Green (12/4)	4-9	3-5	0-0	1-1	2	1	11	3	1	0	0	25
vs. Syracuse (12/7)	1-4	0-2	0-0	0-0	0	1	2	0	3	0	0	14
vs. Oakland (12/11)	5-9	2-4	0-0	0-4	4	2	12	3	1	0	1	21
Prairie View A&M (12/18)	3-4	1-2	0-0	0-1	1	1	7	0	0	0	1	10
Texas (12/22)	1-6	0-3	2-2	0-4	4	0	4	0	0	0	0	20
Minnesota (12/31)	0-1	0-1	0-0	0-2	2	2	0	1	1	0	1	21
at Northwestern (1/3)	3-6	2-4	0-0	1-4	5	2	8	2	2	5	1	27
at Penn State (1/8)	0-2	0-2	0-0	0-3	3	2	0	1	1	0	0	17
Wisconsin (1/11)	2-3	1-1	0-0	0-2	2	4	5	0	2	1	1	26
Northwestern (1/15)	6-11	5-8	2-2	1-3	4	0	19	2	5	0	1	30
at Illinois (1/18)	1-5	1-5	0-0	1-3	4	4	3	1	0	0	0	28
at Purdue (1/22)	3-3	1-1	2-2	3-0	3	3	9	0	0	0	0	21
Michigan (1/27)	2-6	1-4	0-0	0-2	2	2	5	0	0	1	0	35
Indiana (1/30)	1-5	1-4	0-0	2-3	5	1	3	2	2	2	1	37
at Iowa (2/2)	0-5	0-3	0-0	0-1	1	3	0	4	2	2	1	32
at Wisconsin (2/6)	2-3	1-2	1-1	0-3	3	4	6	0	1	0	1	19
Penn State (2/10)	2-3	0-0	1-2	0-1	1	4	5	0	1	0	0	26
at Ohio State (2/15)	2-3	0-0	0-0	2-4	6	4	4	1	3	0	2	27
Illinois (2/19)	3-9	1-4	2-2	0-5	9	0	9	2	1	2	0	29
at Minnesota (2/22)	1-4	0-3	4-4	1-3	4	2	6	2	4	1	2	20
Purdue (2/27)	0-3	0-2	0-0	0-7	3	0	2	1	0	0	0	20
Iowa (3/2)	7-8	4-5	0-2	1-5	6	3	18	1	1	0	0	26
at Michigan (3/5)	3-7	2-5	2-2	0-2	3	10	3	2	0	2	3	32
vs. Iowa (3/10)	3-5	2-3	2-2	0-3	3	2	10	0	3	0	1	25
vs. Purdue (3/11)	3-4	2-2	2-2	2-3	5	4	10	2	1	0	0	26
vs. Penn State (3/12)	1-7	1-4	0-0	2-2	4	3	3	3	1	0	1	25
vs. UCLA (3/17)	3-7	3-6	0-0	1-1	2	1	9	0	1	2	1	29

0

RUSSELL BYRD

R-FRESHMAN • GUARD • 6-7 • 205 • FORT WAYNE, IND. • BLACKHAWK CHRISTIAN





THE WORD

Missed the entire summer after a third surgery on his left foot in May • Strong wing with great size • Sharp shooter with range well beyond the 3-point arc • Possesses a smooth, silky stroke • Owns a tremendous work ethic and passion for the game • Has the ability to create space off screens.

2010-11

Redshirted due to injured left foot.

HIGH SCHOOL

Averaged 23.2 points and 10.1 rebounds as a senior at Blackhawk Christian • Earned second-team all-state honors, becoming the school's first-ever Indiana All-Star • 2010 First-team All-Northeast Indiana honoree • 2010 Fort Wayne News-Sentinel All-Area selection • Averaged 19.1 points, 8.3 rebounds and 3.2 assists as a junior captain • First-team All-Northeast Indiana honoree • Indiana Junior All-Star • 2009 Associated Press All-State honorable mention • Fort Wayne News-Sentinel All-Area selection • One of 30 prep players selected to participate in the 2009 Nike Global Challenge in August, where he teamed with Spartan teammate Adreian Payne on Team USA Midwest • Participated in the 2009 NBA Players Association Top 100 Camp, where he connected on 18-of-26 attempts from 3-point range • Participant at 2009 LeBron James Skills Academy and the 2009 Vince Carter Skills Academy, a skills camp for the top 20 prep wings in the country; Delvon Roe was a college counselor at the Vince Carter Skills Academy • Averaged 14 points and 10 rebounds as a sophomore, as Blackhawk Christian posted a 19-6 record, finishing in Elite 8 of Class 1A, winning a sectional championship • Ranked nationally by ESPN Top 100 (61), Scout.com (82) and Rivals.com (115) • Among the top players in the nation at his position as ranked by ESPN Top 100 (20 Shooting Guard), Scout.com (19 Shooting Guard) and Rivals.com (21 Small Forward) • Played for Coach Jay Sefton at Blackhawk Christian High School • Also excelled at golf.

PERSONAL

Born March 4, 1992 • Son of Kelly and Kebra Byrd • Political science-prelaw major.



14 DAN CHAPMAN

SOPHOMORE • GUARD • 6-3 • 185 • OKEMOS, MICH. • OKEMOS





CAREER STATS

Year	GP/GS	Min./Avg	FG-FGA	FG%	3FG-FGA	3FG%	FT-FTA	FT%	OFF-DEF	REB	AVG	PF/D	A	TO	BL	ST	PTS	AVG
10-11	4/0	4/1.0	0-0	.000	0-0	.000	0-0	.000	0-0	0	0.0	0	0	1	0	0	0	0.0
Totals	4/0	4/1.0	0-0	.000	0-0	.000	0-0	.000	0-0	0	0.0	0	0	1	0	0	0	0.0

THE WORD

Joined the Spartans as a walk-on prior to the 2010-11 season • Adds depth to the Spartan backcourt.

2010-11

Appeared in four contests off the Spartan bench.

HIGH SCHOOL


Served as captain for the Okemos High School basketball team as a senior • Earned honorable mention all-conference and Academic all-league accolades as a senior • Multi-position player as a junior for district and league championship team • Three-year varsity golfer, helping guide team to league championships as a junior and senior • Senior year team captain with all-area Division I and Academic All-State honors.

PERSONAL

Born May 15, 1992 • Son of Steve and Michelle Chapman • Physiology major • Enrolled in MSU's Honors College.

2010-11 GAME-BY-GAME STATS

Opponent	fg	3fg	ft	off-def	reb	pf	pts	ast	to	blk	stl	min
Eastern Michigan (11/12)	0-0	0-0	0-0	0-0	0	0	0	0	0	0	0	1
Bowling Green (12/4)	0-0	0-0	0-0	0-0	0	0	0	0	0	0	0	1
Prairie View A&M (12/18)	0-0	0-0	0-0	0-0	0	0	0	0	0	0	0	2
Iowa (3/2)	0-0	0-0	0-0	0-0	0	0	0	0	1	0	0	0+



22

BRANDEN DAWSON

FRESHMAN • GUARD • 6-6 • 220 • GARY, IND. • LEW WALLACE





THE WORD

Athletic wing with Big Ten-ready body • Owns incredible rebounding instincts both on the offensive and defensive end • Possesses wide, strong frame that allows him to attack the paint and finish above the rim • Strength and length allow him to defend multiple positions.

HIGH SCHOOL

2011 McDonald's All-American, recording nine points and eight rebounds in the McDonald's All-American Game • Participant in McDonald's All-American Game Powerade Jam Fest • 2011 PARADE Magazine Third-Team All-American • Averaged 28.7 points, 18.6 rebounds and 5.6 assists as a senior for Coach Renaldo Thomas at Lew Wallace High School, leading team to a sectional championship and the regional semifinals • Member of Indiana All-Stars, competing against Kentucky All-Stars • 2011 Indiana Basketball Coaches Association Senior All-State selection • 2011 Northwest Indiana Times Player of the Year • Played in 2011 Derby

Festival Classic • Ranked among the top 25 players in the nation by Scout.com (#13), Rivals.com (#20) and ESPN Top 100 (#22) • Rated the No. 4 small forward in the nation by Scout.com, No. 5 by ESPN Top 100 and No. 7 by Rivals.com • 2010 Associated Press First-team All-State honoree • 2010 Northwest Indiana Times Player of the Year • Averaged 23.1 points, 14.7 rebounds, 4.8 steals and 3.1 blocks as a junior, shooting 62 percent from the field • Led Lew Wallace High School to a 19-5 mark and the 3A state championship game, totaling 22 points and 11 rebounds in an overtime loss • Participated in 2010 LeBron James and Paul Pierce Skills Academies • Participated in 2010 NBA Top 100 Camp • Three-time all-area selection • Averaged 17.3 points, 15 rebounds, 4.1 assists, 4.5 steals and 3.8 blocks as a sophomore • AAU teammate of fellow freshman Travis Trice for SYF Players.

PERSONAL

Born Feb. 1, 1993 • Son of Leon Albritton and Cassandra Dawson • Plans to major in communication.



2 ALEX GAUNA

R-FRESHMAN • FORWARD • 6-9 • 240 • EATON RAPIDS, MICH. • EATON RAPIDS





THE WORD

Strong, athletic forward • Has the ability to shoot the perimeter jump shot • Wide base allows him to be an effective rebounder • Ability to become pick-n-pop player • Has the ball skills to evolve into a distributor at the power forward position.

2010-11

Redshirted.

HIGH SCHOOL

2010 Lansing State Journal Dream Team honoree • 2010 Class B All-State honoree as selected by the Detroit Free Press • Averaged 21.9 points, 11.5 rebounds and 2.8 blocked shots as a senior • Shot 59 percent from the floor and connected on 25 3-pointers for the year • Averaged 16.5 points, 10.4 rebounds and 2.4 blocks as a junior • Shot 62 percent from the field and 70 percent from the foul line • Fourth-team 2009 Class B All-State selection as chosen by the Detroit Free Press • Class B All-State special mention by Lansing State Journal and All-Area selection • Averaged 15.4 points, 7.6 rebounds and 4.2 blocks as a sophomore • 2008 All-State honorable mention selection • Class B All-Area pick by Lansing State Journal • 2007 Class B All-Area honorable mention by Lansing State Journal • Among the top players in the nation at his position as ranked by ESPNU Top 100 (15 Center) and Scout.com (23 Power Forward) • Played for Coach Adam Trumpour at Eaton Rapids High School.

PERSONAL

Born March 2, 1991 • Son of Edward and Pamela Gauna • Plans to major in business.



23 DRAYMOND GREEN

SENIOR • FORWARD • 6-7 • 230 • SAGINAW, MICH. • SAGINAW





CAREER STATS

Year	GP/GS	Min./Avg	FG-FGA	FG%	3FG-FGA	3FG%	FT-FTA	FT%	OFF-DEF	REB	AVG	PF/D	A	TO	BL	ST	PTS	AVG
08-09	37/0	422/11.4	45-81	.556	0-1	.000	32-52	.615	39-83	122	3.3	66/2	31	24	9	21	122	3.3
09-10	37/3	945/25.5	139-265	.525	2-16	.125	86-128	.672	81-205	286	7.7	111/2	112	62	34	45	366	9.9
10-11	34/28	1023/30.1	147-345	.426	37-101	.366	97-142	.683	84-210	294	8.6	114/6	141	79	38	60	428	12.6
Totals	108/31	2390/22.1	331-691	.479	39-118	.331	215-322	.668	204-498	702	6.5	291/10	284	165	81	126	916	8.5

THE WORD

Possesses strong leadership qualities, one of the best of Tom Izzo's coaching tenure • His best skills are his versatility and high basketball IQ • Ability to score inside or outside, having worked to extend his shooting range • Very skilled passer • Strong rebounder • Very tough player • Enters his senior season 70 rebounds shy of the Michigan State career Top 10 in rebounding • Tallied 18 career double-doubles and two career triple-doubles • Ranks eighth in career blocks (81) • Preseason All-Big Ten selection by Lindy's Sports College Basketball and Sporting News College Basketball • Rated the No. 2 small forward in the nation by Lindy's • Named to Dick Vitale's All-Solid Gold Preseason All-America Fourth Team • Played with USA Basketball at the 2011 World University Games, averaging 8.6 points and 6.0 rebounds, ranking second on the team in boards.

2010-11

Appeared in 34 games, starting 28 • Third-team All-Big Ten honoree • Co-Captain • Recipient of MSU's Jumping Johnny Green Chairman of the Boards Award and Stephen G. Scofes Inspirational Award, and co-recipient of the Antonio Smith Glue and Guts Award • Named Big Ten Player of the Week on Jan. 17 • Led Spartans in rebounding (8.6 rpg) and assists (4.1 apg) • One of just 10 players in the nation to lead his team in rebounding and assists • His 141 assists were the most ever by a Spartan frontcourt player • Ranked second on the team in scoring (12.6 ppg) • Led the Spartans in steals (60) and ranked second in blocks (38) • Became just the third player

in Michigan State history to record a triple-double, doing it twice, vs. Penn State (2/10; 15 points, 14 rebounds, 10 assists) and UCLA (3/17; 23 points, 11 rebounds, 10 assists) • His triple-double vs. UCLA was just the third by a Spartan in NCAA Tournament history, and just the seventh official triple-double in NCAA Tournament history (an additional eight unofficial triple doubles are also listed in the NCAA Tournament record books) • Led MSU in rebounding in 25 games, in assists in 18 games and in scoring six times • In 15 games, Green led the squad in both rebounds and assists, including four games leading the team in points, rebounds and assists (vs. Connecticut (11/23), Purdue (1/22), Iowa (3/10), UCLA (3/17)) • Scored in double figures in 25 games, and recorded double-figures in rebounds in 14 games • Recorded 10 double-doubles • Scored a career-best 26 points vs. Wisconsin, including eight in overtime in MSU's 64-61 victory • Led MSU in points (22), rebounds (12), assists (5) and blocks (3) vs. Connecticut at the Maui Invitational • Tallied 21 points, 11 rebounds and six assists at Purdue (1/22) • Recorded 21 points, 14 rebounds, four assists, two blocks and two steals against Iowa (3/10) in the Big Ten Tournament • Hit 10-of-10 free throws in MSU's 71-67 overtime win against Northwestern (1/15), including 6-of-6 in the game's final 37 seconds as MSU forced the extra period • Came off the bench in five of the season's first nine games, but started 24 of the last 25 contests • Tallied a career-best six steals vs. South Carolina (11/16) • Recorded four steals in four games and three steals in three contests • Equaled his career high with four blocks vs. South Carolina, while blocking three shots in six games • Dished out five or more assists in 13 games, including six games with six or more helpers • Made 37 3-point field goals after making just two in his first two seasons.

2009-10

Appeared in 37 games, starting three • Became the first player in Michigan State history to be named Big Ten Sixth Man of the Year, winning the award by unanimous vote • Named National Sixth Man of the Year by Yahoo! Sports • Quad captain • Averaged 9.9 points, ranking fourth on the team, and a team-best 7.7 rebounds on the season • Voted Team MVP by the media • Recipient of MSU's Most Improved Player, Chairman of the Boards and Antonio Smith



23 DRAYMOND GREEN

CONTINUED

Glue and Guts Awards • Third-team All-Big Ten honoree • Named to NCAA Tournament All-Midwest Region Team • Ranked third in the Big Ten in rebounding (7.7 rpg) and fifth in field-goal percentage (.525) • In league games, ranked fourth in the league in rebounding (7.6 rpg) and eighth in field-goal percentage (.508) • Led MSU with seven double-doubles • Led MSU in scoring in five games, scoring in double figures in 19 contests • Led MSU in rebounding in 17 games, grabbing double-digit boards on 11 occasions • Led MSU in assists in 13 games • Recorded more assists (112) than any Spartan frontcourt player in MSU history • Averaged the fourth-most minutes on the team (25.5 mpg) despite coming off the bench in 34 of 37 contests • Scored a season-high 19 points on two occasions against Oakland (12/10) and UT Arlington (12/30), adding 12 rebounds against the OU Grizzlies, and a career-best seven assists against the Mavericks • Outstanding 17-point, 16-rebound (career high) effort against Illinois (2/6) • Tallied 15 points and 11 rebounds against Florida (11/27) • Other double-doubles came against Florida Gulf Coast (11/13; 11 points, 10 rebounds), Iowa (1/9; 14 pts., 11 reb.), Purdue (2/28; 12 pts., 11 reb.) and Minnesota (3/12; 10 pts., 11 reb.) • Dished out four or more assists on 12 occasions • Led MSU with 45 steals and ranked second on the squad with 34 blocks • Recorded a season-high five steals vs. IPFW (12/19), adding four more against Minnesota (1/13) • Blocked a career-high four shots at Northwestern (1/2).

2008-09

Appeared in 37 games off the Spartan bench • Averaged 3.3 points and 3.3 rebounds on the season • Three double-figure scoring games and two double-figure rebounding efforts • Improved to average 8.5 points and 5.3 rebounds during the NCAA Tournament, ranking fourth on the squad in scoring and second in rebounding, shooting a team-best .679 from the field in the tournament • Scored six or more points in each game of the NCAA Tournament, after entering the tournament having scored six or more points just twice • Opened the tournament by scoring a season-high 16 points against Robert Morris (3/20), hitting 7-of-8 shots • Recorded nine rebounds and seven points vs. USC (3/22) in the second round • Grabbed 10 rebounds, to go along with six points, against No. 1 seed Louisville (3/29) in the Elite Eight • In the Final Four, scored eight second-half points against No. 1 seed Connecticut (4/4) and tallied seven points and seven rebounds against



North Carolina (4/6) • Posted his first double-double against Indiana (2/7), scoring 15 points, shooting 5-of-5 from the field and 5-of-5 from the foul line, and grabbing a season-high 12 rebounds • Turned in a solid effort with 10 points and seven rebounds vs. Alcorn State (12/13) • Pulled down eight rebounds vs. Oklahoma State (11/28) in the Old Spice Classic • Recorded 21 steals on the season, including a season-high three against Ohio State (3/14) in the Big Ten Tournament semifinals.

HIGH SCHOOL

Led Saginaw High School to 2008 Michigan Class A State Championship for second straight year as a senior • Averaged 20 points, 13 rebounds and two blocked shots in leading the Trojans to a 27-1 record and a No. 4 national ranking by USA Today • Named captain of the Detroit Free Press All-State Dream Team • The Detroit News Dream Team selection • Tallied 21 points, 19 rebounds and four assists in 90-71 victory over Detroit Pershing in the 2008 state championship game • Rated the No. 36 player in the ESPN 150, including the No. 13 power forward • Ranked the No. 86 player overall in the nation by Scout.com, including the No. 26 power forward • Averaged 25 points, 13 rebounds, three assists and three steals as a junior • Led Saginaw to the 2007 Class A State Championship and a 26-1 record • Posted 27 points, eight rebounds and seven assists in state title game • 2007 Detroit Free Press and The Detroit News Dream Team Member, the lone junior on the team • Shot 52 percent from the field and 73 percent from the foul line • First-team all-area and all-conference selection • Averaged 12 points and 11 rebounds as a sophomore • Played AAU basketball for The Family, having previously played for the Michigan Mustangs • Played for Coach Lou Dawkins at Saginaw High School.

PERSONAL

Born March 4, 1990 • Son of Mary Babers and Wallace Davis • Communication major.



2009-10 GAME-BY-GAME STATS

Opponent	fg	3fg	ft	off-def	reb	pf	pts	ast	to	blk	stl	min
Florida Gulf Coast (11/13)	4-7	0-0	3-3	3-7	10	3	11	3	2	1	1	23
Gonzaga (11/17)	1-4	0-0	4-6	2-8	10	4	6	1	5	1	1	25
Toledo (11/20)	* 6-10	0-1	3-6	2-6	8	2	15	4	1	2	1	30
Valparaiso (11/22)	4-5	0-0	0-0	2-4	6	3	8	3	1	1	1	22
vs. Florida (11/27)	7-10	0-0	1-1	5-6	11	3	15	2	4	0	2	28
vs. UMass (11/28)	2-5	0-0	2-2	0-7	7	1	6	6	2	1	1	19
at North Carolina (12/1)	4-8	0-0	5-6	2-5	7	5	13	2	0	1	2	28
Wofford (12/4)	6-8	0-0	0-0	3-3	6	3	12	1	3	0	1	23
at The Citadel (12/7)	1-3	0-0	7-8	2-5	7	3	9	2	1	1	0	26
Oakland (12/10)	* 9-11	0-0	1-1	2-10	12	3	19	1	3	0	1	20
IPFW (12/19)	2-5	0-0	2-3	1-7	8	3	6	6	1	0	5	27
at Texas (12/22)	1-3	1-2	1-2	1-6	7	4	4	4	0	0	2	19
UT Arlington (12/30)	7-11	0-1	5-7	4-3	7	4	19	7	3	0	3	28
at Northwestern (1/2)	5-5	0-0	3-5	1-4	5	1	13	3	0	4	1	25
Wisconsin (1/6)	3-4	0-1	5-8	2-3	5	4	11	3	1	0	0	27
at Iowa (1/9)	6-9	0-1	2-2	4-7	11	2	14	4	2	0	1	19
Minnesota (1/13)	4-8	0-1	0-2	3-2	5	1	8	1	0	3	4	30
Illinois (1/16)	2-7	0-1	3-4	2-6	8	4	7	4	1	0	2	30
Iowa (1/20)	3-6	1-1	2-2	3-8	11	3	9	2	0	2	1	25
at Minnesota (1/23)	2-9	0-1	0-0	1-7	8	3	4	3	1	2	0	31
at Michigan (1/26)	5-6	0-0	0-1	2-5	7	3	10	3	4	1	0	25
Northwestern (1/30)	4-6	0-1	1-3	3-8	11	2	9	4	1	0	1	28
at Wisconsin (2/2)	3-6	0-0	0-0	2-3	5	1	6	1	3	0	2	27
at Illinois (2/6)	7-9	0-0	3-4	6-10	16	4	17	3	3	1	0	29
Purdue (2/9)	1-13	0-0	4-6	4-3	7	4	6	2	3	2	1	24
at Penn State (2/13)	0-7	0-0	2-4	4-4	8	1	2	5	1	0	1	23
at Indiana (2/16)	5-5	0-0	4-6	3-1	4	4	14	3	3	0	1	19
Ohio State (2/21)	5-9	0-1	1-2	0-5	5	4	11	3	1	0	1	29
at Purdue (2/28)	6-12	0-0	0-0	3-8	11	3	12	2	1	0	2	27
Penn State (3/4)	5-8	0-0	4-5	4-5	9	3	14	4	0	0	0	27
Michigan (3/7)	1-3	0-0	0-0	0-1	2	2	2	3	2	1	1	18
vs. Minnesota (3/12)	4-9	0-1	2-6	3-8	11	3	10	2	2	1	2	33
vs. New Mexico St. (3/19)	0-3	0-0	2-2	2-10	12	3	2	3	2	2	0	25
vs. Maryland (3/21)	4-6	0-0	1-2	0-8	8	4	9	5	2	2	1	23
vs. Northern Iowa (3/26)	1-6	0-1	6-8	0-5	5	2	8	4	0	1	0	28
vs. Tennessee (3/28)	5-10	0-1	3-3	0-1	1	4	13	2	2	2	1	26
vs. Butler (4/3)	4-9	0-1	4-8	0-6	6	5	12	1	1	2	1	29

2008-09 GAME-BY-GAME STATS

Opponent	fg	3fg	ft	off-def	reb	pf	pts	ast	to	blk	stl	min
Idaho (11/16)	1-1	0-0	0-0	1-1	2	0	2	0	0	0	0	6
at IPFW (11/19)	0-1	0-0	0-0	0-0	0	0	0	0	0	0	0	7
vs. Maryland (11/27)	0-3	0-1	0-0	1-5	6	3	0	4	0	1	2	18
vs. Oklahoma St. (11/28)	1-5	0-0	2-3	3-5	8	0	4	0	0	0	2	16
vs. Wichita St. (11/30)	1-4	0-0	0-2	1-1	2	1	2	1	0	0	1	7
vs. North Carolina (12/3)	0-0	0-0	0-0	0-1	1	5	0	0	0	0	0	6
Bradley (12/7)	1-2	0-0	3-3	1-4	5	4	5	2	1	0	1	15
Alcorn State (12/13)	4-4	0-0	2-2	2-5	7	0	10	3	1	1	1	13
The Citadel (12/17)	0-1	0-0	0-0	0-1	1	0	0	0	0	1	0	3
vs. Texas (12/20)	2-2	0-0	0-0	1-2	3	4	4	3	1	1	1	10
vs. Oakland (12/27)	1-1	0-0	0-0	0-1	1	0	2	1	1	0	0	9
at Minnesota (12/31)	0-1	0-0	0-0	0-2	2	1	0	0	1	0	1	8
at Northwestern (1/3)	0-0	0-0	0-0	0-0	1	0	0	1	0	0	0	2
Ohio State (1/6)	0-0	0-0	0-0	0-0	0	0	0	0	0	0	1	3
Kansas (1/10)	1-1	0-0	1-2	1-0	1	2	3	1	0	0	0	7
at Penn State (1/14)	0-0	0-0	0-2	1-0	1	0	0	0	0	1	0	7
Illinois (1/19)	0-0	0-0	0-0	1-0	1	0	0	1	0	0	0	4
Northwestern (1/21)	0-1	0-0	1-2	2-0	2	0	1	0	0	1	0	3
at Iowa (1/29)	2-2	0-0	0-2	2-0	2	1	4	1	0	0	0	9
Penn State (2/1)	0-0	0-0	0-0	0-2	2	1	0	0	1	0	0	7
Minnesota (2/4)	0-1	0-0	2-2	0-4	1	2	2	1	0	0	0	11
Indiana (2/7)	5-5	0-0	5-5	3-9	12	4	15	0	1	0	1	20
at Michigan (2/10)	1-2	0-0	0-0	1-1	2	3	2	3	0	0	0	17
at Purdue (2/17)	1-3	0-0	1-1	1	2	2	3	0	2	0	0	11
Wisconsin (2/22)	0-0	0-0	0-0	0-3	3	3	0	2	1	0	0	12
Iowa (2/25)	2-2	0-0	0-0	2-3	5	2	4	0	1	0	0	15
at Illinois (3/1)	0-3	0-0	0-0	1-3	4	2	0	1	1	0	0	16
at Indiana (3/3)	0-0	0-0	0-0	0-1	1	2	0	0	1	1	1	10
Purdue (3/8)	0-1	0-0	2-2	1-0	1	4	2	1	1	0	0	10
vs. Minnesota (3/13)	2-3	0-0	0-1	2-3	5	2	4	1	1	0	0	17
vs. Ohio State (3/14)	1-4	0-0	0-2	2-2	4	3	2	0	0	0	3	15
vs. Robert Morris (3/20)	7-8	0-0	2-3	2-1	3	3	16	1	0	1	1	17
vs. USC (3/22)	1-2	0-0	5-8	1-8	9	0	7	1	4	0	0	22
vs. Kansas (3/27)	3-6	0-0	1-1	1-0	1	1	7	0	1	0	2	21
vs. Louisville (3/29)	3-6	0-0	0-0	2-8	10	3	6	3	0	0	2	24
vs. Connecticut (4/4)	3-4	0-0	2-4	1-1	2	5	8	1	1	0	1	12
vs. North Carolina (4/6)	2-2	0-0	3-5	2-5	7	3	7	0	2	0	1	12

2010-11 GAME-BY-GAME STATS

Opponent	fg	3fg	ft	off-def	reb	pf	pts	ast	to	blk	stl	min
Eastern Mich. (11/12)	* 4-6	1-2	3-5	0-8	8	4	12	7	1	3	1	24
South Carolina (11/16)	* 5-6	2-3	6-9	2-10	12	2	18	2	3	4	6	31
vs. Chaminade (11/22)	* 4-8	1-2	1-4	2-8	10	3	10	4	3	0	3	33
vs. Connecticut (11/23)	7-13	2-6	10-10	5-7	12	3	22	5	4	3	1	29
vs. Washington (11/24)	5-9	1-3	1-2	4-2	6	3	12	1	2	1	2	27
Tennessee Tech (11/28)	4-8	1-3	1-3	2-7	9	2	10	6	1	0	0	23
at Duke (12/1)	* 6-11	3-5	1-2	2-4	6	3	16	1	5	3	3	26
Bowling Green (12/4)	3-8	2-3	2-3	3-9	12	1	10	5	2	0	0	23
vs. Syracuse (12/7)	1-6	0-1	4-6	2-9	11	4	6	5	2	0	3	29
vs. Oakland (12/11)	* 4-10	0-0	3-4	2-3	5	2	11	5	0	1	1	29
Prairie View A&M (12/18)	* 4-9	1-3	2-3	2-6	8	3	11	4	2	0	2	21
Texas (12/22)	* 1-8	0-2	2-4	2-6	8	5	4	1	2	0	0	21
Minnesota (12/31)	* 6-11	0-1	2-2	2-4	6	4	14	4	3	1	4	30
at Northwestern (1/3)	* 7-11	0-2	1-3	4-7	11	3	15	4	4	2	1	33
at Penn State (1/8)	* 2-10	0-2	1-4	2-8	10	2	5	6	2	3	2	37
Wisconsin (1/11)	* 8-17	3-5	7-9	4-5	9	3	26	4	2	2	1	38
Northwestern (1/15)	* 3-9	0-11	0-10	3-5	8	5	16	2	1	1	2	32
at Illinois (1/18)	* 5-14	1-4	1-1	3-3	6	5	12	4	0	0	0	33
at Purdue (1/22)	* 8-15	4-6	1-2	4-7	11	4	21	6	2	1	0	35
Michigan (1/27)	* 4-8	1-4	0-1	1-2	3	5	9	5	2	1	4	34
Indiana (1/30)	* 7-15	2-4	3-4	5-8	13	4	19	5	2	1	2	33
at Iowa (2/2)	* 5-11	1-3	0-0	1-4	5	4	11	2	5	0	2	30
at Wisconsin (2/6)	* 4-10	0-4	5-6	1-1	2	13	22	2	2	0	0	33
Penn State (2/10)	* 3-9	0-1	9-9	5-9	14	3	15	10	2	3	2	33
at Ohio State (2/15)	* 3-7	2-3	2-2	1-5	6	5	10	4	4	0	1	31
Illinois (2/19)	* 1-3	0-1	3-4	1-5	6	3	5	1	3	1	2	27
at Minnesota (2/22)	* 2-7	2-5	1-2	1-9	10	3	7	3	2	0	4	35
Purdue (2/27)	* 3-12	0-1	1-4	3-5	8	3	7	4	2	1	2	31
Iowa (3/2)	* 4-5	1-1	3-4	0-8	8	4	12	5	1	0	1	30
at Michigan (3/5)	* 3-14	0-3	1-3	4-2	6	5	7	2	1	0	1	32
vs. Iowa (3/10)	* 10-23	1-4	0-0	6-8	14	2	21	4	4	2	2	33
vs. Purdue (3/11)	* 2-9	1-4	3-4	1-12	13	2	8	4	2	3	1	34
vs. Penn State (3/12)	* 3-10	1-4	3-4	3-4	7	4	10	4	1	1	1	30
vs. UCLA (3/17)	* 6-13	3-8	8-9	1-10	11	4	23	10	4	0	4	37

44 ANTHONY IANNI

SENIOR • CENTER • 6-9 • 250 • EAST LANSING, MICH. • OKEMOS • GRAND VALLEY ST.





CAREER STATS

Year	GP/GS	Min./Avg	FG-FGA	FG%	3FG-FGA	3FG%	FT-FTA	FT%	OFF-DEF	REB	AVG	PF/D	A	TO	BL	ST	PTS	AVG
07-08	25/0	106/4.2	7-17	.412	0-0	.000	7-16	.438	6-23	29	1.2	19/0	4	5	6	4	21	0.8
08-09	27/0	239/8.9	35-54	.648	0-0	.000	20-30	.667	24-35	59	2.2	47/0	5	12	11	4	90	3.3
10-11	6/0	8/1.3	1-2	.500	0-0	.000	0-0	.000	0-4	4	0.7	3/0	0	0	0	0	2	0.3
Totals	58/0	353/6.1	43-73	.589	0-0	.000	27-46	.587	30-62	92	1.6	69/0	9	17	17	8	113	1.9

THE WORD

Adds depth in Spartan frontcourt.

2010-11

Appeared in six games, totaling eight minutes • Recipient of MSU's Tim Bograkov Walk-On Award • Scored his only two points of the season vs. Prairie View A&M (12/18) • Grabbed a season-high three rebounds vs. Bowling Green (12/4) • Appeared in one Big Ten contest (vs. Iowa, 3/2) and saw action against Purdue (3/11) in the Big Ten Tournament.

2009-10

Sat out season due to NCAA regulations after transferring from Grand Valley State.

2008-09 AT GRAND VALLEY ST.

Played in 27 games, averaging 3.3 points and 2.2 rebounds • Scored a career-best 11 points against Michigan Tech (1/29), adding six rebounds • Scored 10 points against Tiffin (1/17) • Grabbed a career-high 11 rebounds against Marygrove (12/28) • Led the Lakers with a .648 field-goal percentage, connecting on 35-54 shots • Blocked three shots against Saginaw Valley State (1/8).

2007-08 AT GRAND VALLEY ST.

Played in 25 games as a freshman, averaging 0.8 points and 1.2 rebounds • Scored six points against Marygrove College (11/27) • Grabbed five rebounds against Tiffin (1/8) • Blocked two shots against Kalamazoo College (11/20).



HIGH SCHOOL

Averaged 10.8 points, 8.0 rebounds and 3.0 blocks as a senior at Okemos High School, playing for Coach Dan Stolz • Led Okemos to a league championship and lost by one point in double overtime of the Class A state finals • Earned 5th-Team All-State accolades • First-Team All-CAAC and Lansing State Journal All-Area selection • Averaged 9.5 points and 8.2 rebounds in 2006, as well as 3.1 blocks, helping Okemos to a 25-2 record • All-state honorable mention • CAAC All-league honorable mention • Earned Okemos Varsity Most Improved Award as a sophomore, contributing to a squad that posted a 16-5 record.

PERSONAL

Born Jan. 10, 1989 • Son of Greg and Jamie Ianni • Comes from family of collegiate athletes: father played baseball at Michigan State; mother played basketball, volleyball and softball at Adrian College; sister, Allison, played volleyball at Pacific and Michigan State • Sociology major.

2010-11 GAME-BY-GAME STATS

Opponent	fg	3fg	ft	off-def	reb	pf	pts	ast	to	blk	stl	min
Eastern Mich. (11/12)	0-0	0-0	0-0	0-0	0	1	0	0	0	0	0	2
Tennessee Tech (11/28)	0-1	0-0	0-0	0-0	0	1	0	0	0	0	0	1
Bowling Green (12/4)	0-0	0-0	0-0	0-3	3	1	0	0	0	0	0	2
Prairie View A&M (12/18)	1-1	0-0	0-0	0-1	1	0	2	0	0	0	0	2
Iowa (3/2)	0-0	0-0	0-0	0-0	0	1	0	0	0	0	0	0+
vs. Purdue (3/11)	0-0	0-0	0-0	0-0	0	0	0	0	0	0	0	1



3 BRANDAN KEARNEY

FRESHMAN • GUARD • 6-5 • 185 • DETROIT, MICH. • SOUTHEASTERN





THE WORD


Long, lanky versatile wing • Great distributor who is able to get his teammates the ball in position to score • Crafty, offensive scorer with range out to the 3-point arc, but also possesses solid mid-range game • Great basketball IQ allows him to play multiple positions.

HIGH SCHOOL

2011 Class A First-Team All-State honoree as selected by both the Detroit Free Press and The Detroit News • Averaged 18.5 points, 7.0 rebounds and 6.5 assists as a senior for Coach George Ward at Detroit Southeastern High School • Led Southeastern to a 23-4 record, including its first Detroit Public School League title in 55 years and its first state final appearance in 85 years • Finished fifth in the voting for the Hal Schram Michigan Mr. Basketball Award • Named to the Detroit Free Press' All-Metro and All-Detroit teams • Rated the No. 28 small forward in the nation by Rivals.com • Averaged 15.6 points, 6.5 rebounds, 5.5 assists, 3 steals and 1 block as a junior • Also shot 51 percent from the field • Led Southeastern to 2010 Michigan Class A regional semifinal • 2010 Sixth-team All-State Class A and Third-team All-Detroit selection as chosen by Detroit Free Press • Scored a season-high 33 points against Chicago Julien • Participated in 2010 NBA Top 100 Camp • Took part in USA Basketball competition in each of the last two summers • 2010 USA Basketball Youth Olympic Games participant • Member of 2009-10 USA Basketball Men's Developmental National Team • Won a Gold Medal with Team USA at the 2009 FIBA Americas U16 Championship • Averaged 12.5 points, 6.0 rebounds and 6.0 assists as a sophomore • Led Southeastern to 2009 district title and PSL championship game • Averaged 10 points, 3.4 rebounds and 3.5 assists as a freshman.

PERSONAL

Born March 1, 1993 • Son of Derrick and Lea Hall Kearney • General management major.



COACHES

2011-12 SPARTANS

2010-11 REVIEW

HISTORY

RECORDS

POSTSEASON

MEDIA INFO

25 DERRICK NIX

JUNIOR • CENTER • 6-9 • 270 • DETROIT, MICH. • PERSHING





CAREER STATS

Year	GP/GS	Min/Avg	FG-FGA	FG%	3FG-FGA	FG%	FT-FTA	FT%	OFF-DEF	REB	AVG	PF/D	A	TO	BL	ST	PTS	AVG
09-10	36/16	279/7.8	35-69	.507	0-0	.000	13-48	.271	34-42	76	2.1	20/0	9	13	6	7	83	2.3
10-11	30/1	246/8.2	27-45	.600	0-0	.000	27-51	.529	31-28	59	2.0	28/0	8	22	8	9	81	2.7
Totals	66/17	525/8.0	62-114	.544	0-0	.000	40-99	.404	65-70	135	2.0	48/0	17	35	14	16	164	2.5

THE WORD

Extremely tough, wide-bodied frontcourt player • Possesses great hands and very good footwork • Worked hard in the offseason to get down to 274 pounds; topped out at over 340 pounds in high school.

2010-11

Appeared in 30 games, starting one • Scored a career-high 12 points at Iowa (2/2) in just 12 minutes, hitting 5-of-9 from the field, adding five offensive rebounds • Played a career-high 23 minutes vs. Indiana (1/30), scoring nine points • Scored seven points at Ohio State (2/15) • Grabbed a season-high six boards at Illinois (1/18) • Grabbed more offensive rebounds (31) than defensive rebounds (28).

2009-10

Appeared in 36 games, starting 16 • Started the final nine games and 11 of the last 12 • Shot .507 from the field • Set MSU freshman debut record with 14 rebounds vs. Florida Gulf Coast (11/13), adding 11 points to become just the second freshman in school history to post a double-double in his debut • Scored eight points in 15 minutes vs. Maryland (3/21) in the second round of the NCAA Tournament • Forty-five percent of his rebounds came on the offensive glass (34 of 76) • Earned the first start of his career against Wisconsin (1/6).

HIGH SCHOOL

2009 Hal Schram Mr. Basketball Award winner • Averaged 15 points and 15 rebounds as a senior at Pershing High School, playing for Coach A.W. Canada • Led Pershing to Class A State title • Detroit Free Press Class A All-State selection, also earning All-Metro and All-Detroit honors • Averaged 16 points and 12 rebounds as a junior • Helped lead Pershing to a 22-5 record and a spot in the Class A title game, totaling 12 points and 10 rebounds in the championship game • Named third-team All-Detroit by The Detroit News and Detroit Free Press and honorable mention all-state Class A by the Detroit Free Press • Rated the No. 69 player in the nation by Rivals.com, including the No. 8 center • Played for Detroit Murray Wright as a sophomore • Played AAU basketball for The Family.

PERSONAL

Born Dec. 11, 1990 • Son of Darlis Nix • Attended the same high school as former Spartan All-American Steve Smith • Sociology major.

2009-10 GAME-BY-GAME STATS

Opponent	fg	3fg	ft	off-def	reb	pf	pts	ast	to	blk	stl	min
Florida Gulf Coast (11/13)	5-7	0-0	1-5	8-6	14	1	11	0	0	0	0	15
Gonzaga (11/17)	2-5	0-0	0-4	4-1	5	0	4	0	1	3	0	16
Toledo (11/20)	0-2	0-0	0-6	3-2	5	0	0	0	1	0	1	14
Valparaiso (11/22)	1-2	0-0	0-1	0-1	1	0	2	0	0	0	0	6
vs. Florida (11/27)	0-0	0-0	0-0	0-1	1	0	0	1	1	0	0	4
vs. UMass (11/28)	2-2	0-0	0-0	0-0	0	0	4	0	0	0	0	8
at North Carolina (12/1)	0-0	0-0	0-0	0-0	0	1	0	0	0	0	0	2
Wofford (12/4)	0-0	0-0	0-2	0-0	0	1	0	1	1	0	0	3
at The Citadel (12/7)	1-1	0-0	0-2	0-1	1	0	2	0	0	1	0	5
Oakland (12/10)	2-3	0-0	1-3	0-3	3	1	5	1	0	1	3	12
IPFW (12/19)	0-1	0-0	1-4	0-2	2	0	1	0	0	0	0	6
at Texas (12/22)	2-4	0-0	0-1	0-1	1	0	4	0	0	0	0	12
UT Arlington (12/30)	1-1	0-0	1-1	0-1	1	0	3	1	1	0	0	8
at Northwestern (1/2)	0-0	0-0	0-1	1-2	3	2	0	0	0	0	0	4
Wisconsin (1/6)	0-2	0-0	0-2	2-0	2	1	0	0	0	0	0	11
at Iowa (1/9)	2-3	0-0	1-2	1-0	1	2	5	0	1	0	0	9
Minnesota (1/13)	3-3	0-0	1-2	3-3	6	0	1	1	0	0	0	10
Illinois (1/16)	0-0	0-0	0-0	0-1	1	1	0	0	1	0	0	10
Iowa (1/20)	1-3	0-0	1-1	1-1	2	0	2	0	0	0	0	7
at Minnesota (1/23)	0-0	0-0	1-2	0-0	0	0	1	0	0	0	0	5
at Michigan (1/26)	0-1	0-0	0-0	1-0	1	0	0	0	0	0	0	1
Northwestern (1/30)	0-0	0-0	0-0	0-0	0	2	0	1	0	1	0	5
at Illinois (2/6)	0-1	0-0	0-0	0-0	0	2	0	0	0	0	0	4
Purdue (2/9)	0-0	0-0	1-2	0-0	0	0	0	1	0	0	0	2
at Penn State (2/13)	2-2	0-0	0-0	0-4	4	1	4	0	1	1	0	10
at Indiana (2/16)	3-4	0-0	0-0	0-3	3	0	6	0	0	0	0	10
Ohio State (2/21)	0-0	0-0	0-0	0-0	0	0	0	0	0	0	0	2
at Purdue (2/28)	3-6	0-0	1-1	0-2	2	0	7	1	1	0	0	9
Penn State (3/4)	1-2	0-0	0-0	1-2	3	0	2	0	0	0	0	10
Michigan (3/7)	2-3	0-0	0-0	0-2	2	1	4	1	1	0	1	10
vs. Minnesota (3/12)	1-1	0-0	0-0	2-0	2	1	2	0	1	0	0	8
vs. New Mexico St. (3/19)	0-2	0-0	2-2	1-2	3	0	2	0	1	0	0	5
vs. Maryland (3/21)	3-6	0-0	2-4	4-0	4	1	8	0	0	0	0	15
vs. Northern Iowa (3/26)	0-1	0-0	0-0	0-1	1	1	0	0	0	1	0	3
vs. Tennessee (3/28)	1-1	0-0	0-0	1-0	1	1	2	0	0	0	0	13
vs. Butler (4/3)	0-0	0-0	0-0	1-0	1	0	0	1	0	0	0	5

2010-11 GAME-BY-GAME STATS

Opponent	fg	3fg	ft	off-def	reb	pf	pts	ast	to	blk	stl	min
Eastern Michigan (11/12)	0-2	0-0	2-6	1-3	4	1	2	0	0	1	0	15
South Carolina (11/16)	0-0	0-0	0-2	0-1	1	0	0	1	0	1	0	4
Tennessee Tech (11/28)	0-0	0-0	0-0	0-1	1	0	0	1	0	0	3	4
at Duke (12/1)	0-0	0-0	0-0	1-1	2	0	0	1	2	1	0	8
Bowling Green (12/4)	0-1	0-0	0-2	2-0	2	1	0	0	2	0	0	5
vs. Syracuse (12/7)	1-1	0-0	1-1	0-1	1	0	3	0	0	1	1	7
vs. Oakland (12/11)	0-0	0-0	1-2	2-3	5	1	0	0	0	0	0	9
Prairie View A&M (12/18)	1-2	0-0	1-2	0-1	1	2	3	0	1	0	1	10
Texas (12/22)	1-1	0-0	1-1	2-2	4	1	3	0	0	0	0	12
Minnesota (12/31)	0-0	0-0	2-4	1-1	2	0	2	0	0	0	0	7
at Penn State (1/8)	2-4	0-0	2-2	2-3	5	2	6	0	1	1	0	11
Wisconsin (1/11)	0-0	0-0	0-0	0-0	0	0	0	0	0	0	0	5
Northwestern (1/15)	2-3	0-0	1-2	0-2	0	0	5	0	0	0	0	7
at Illinois (1/18)	2-3	0-0	2-4	3-3	6	3	6	1	0	0	0	11
at Purdue (1/22)	1-1	0-0	0-0	2-0	2	0	2	0	0	0	0	5
Michigan (1/27)	0-0	0-0	0-0	0-0	0	1	0	0	0	0	0	6
Indiana (1/30)	3-4	0-0	3-5	1-2	3	2	9	3	2	1	1	23
at Iowa (2/2)	5-9	0-0	2-4	5-0	5	0	12	0	1	0	0	12
at Wisconsin (2/6)	0-0	0-0	0-0	0-0	0	2	0	0	0	0	0	7
Penn State (2/10)	0-0	0-0	1-0	1-0	1	0	0	0	1	0	0	3
at Ohio State (2/15)	3-3	0-0	1-1	2-0	3	1	7	0	2	0	0	11
Illinois (2/19)	0-2	0-0	1-2	2-1	3	2	0	0	2	1	1	9
at Minnesota (2/22)	0-1	0-0	0-0	0-0	0	0	0	0	2	0	0	4
Purdue (2/27)	1-1	0-0	0-0	0-0	0	0	2	0	0	0	0	2
Iowa (3/2)	2-2	0-0	5-5	2-0	2	0	9	0	0	0	1	9
Michigan (3/5)	0-1	0-0	0-0	0-1	1	0	0	0	0	0	0	9
vs. Iowa (3/10)	1-1	0-0	0-0	0-1	1	1	2	0	1	1	0	5
vs. Purdue (3/11)	0-0	0-0	3-6	0-0	0	2	3	1	0	0	0	7
vs. Penn State (3/12)	1-2	0-0	0-0	2-1	3	0	2	0	0	0	0	11
vs. UCLA (3/17)	1-1	0-0	0-0	1-0	1	1	2	0	2	1	0	5

5 ADREIAN PAYNE

SOPHOMORE • CENTER • 6-10 • 240 • DAYTON, OHIO • JEFFERSON TOWNSHIP





CAREER STATS

Year	GP/GS	Min./Avg	FG-FGA	FG%	3FG-FGA	FG%	FT-FTA	FT%	OFF-DEF	REB	AVG	PF/D	A	TO	BL	ST	PTS	AVG
10-11	34/6	306/9.0	34-72	.472	0-1	.000	17-35	.486	31-49	80	2.4	41/0	5	21	28	9	85	2.5
Totals	34/6	306/9.0	34-72	.472	0-1	.000	17-35	.486	31-49	80	2.4	41/0	5	21	28	9	85	2.5

THE WORD

Possesses increased strength after dealing with a lingering shoulder injury for much of his freshman campaign • Extremely long athletic forward • Owns 7-foot-1 wingspan • Has skills to knock down perimeter jump shot • Can be a shot-blocking presence due to his superior length and leaping ability • Effective in transition because of his straight-line speed.

2010-11

Appeared in 34 games, starting six • Averaged 2.5 points and 2.4 rebounds • Third on the squad with 28 blocks, the second-highest single-season total for a Spartan freshman • Led MSU in rebounding in two games • Started the final four contests of the season • Made his first career start vs. Texas (12/22) • Totaled 10 points and seven rebounds in his Spartan debut vs. Eastern Michigan (11/12) • Equaled season high with 10 points at Ohio State (2/15) • Scored eight points vs. Iowa (3/2), adding six rebounds • Grabbed six rebounds or more in five games, including two contests with seven rebounds • Blocked three shots at Minnesota (2/22), and had seven games with two blocks or more.

HIGH SCHOOL

Led Jefferson High School to Division IV state championship • 2010 First-Team Division IV All-State • 2010 Ohio Division IV Player of the Year • Averaged 15.6 points, 11.3 rebounds and 4.0 blocked shots as a senior • Averaged 15 points, 12 rebounds and four blocks as a junior • Shot 53 percent from the field • Helped lead Jefferson to a 19-5 record • Named first-team All-Area in Division IV by the Dayton Daily News • 2009 special mention All-State honoree •



One of 16 participants at Amare Stoudemire Skills Academy, a skills camp for the nation's elite prep big men • Participated in the 2009 LeBron James Skills Academy • One of 30 prep players selected to participate in the 2009 Nike Global Challenge in August, where he teamed with Spartan teammate Russell Byrd on Team USA Midwest • Attended 2009 NBA Players Association Top 100 Camp • Played AAU with All-Ohio Red 17 & Under, capturing the Boo Williams Invite over the 2009 Easter weekend • First Dayton-area Spartan since Andre Hutson (Trotwood-Madison) • Averaged 15.4 points as a sophomore • Named first-team All-Area in Division IV by the Dayton Daily News • 2008 second-team All-State honoree • Ranked nationally by Scout.com (17), Rivals.com (20), ESPN Top 100 (26) • Among the top players in the nation at his position as ranked by Rivals.com (3 Center), Scout.com (5 C) and ESPN Top 100 (9 Power Forward) • Played for Coach Art Winston at Jefferson Township High School.

PERSONAL

Born Feb. 19, 1991 • Son of Thomas Payne and Gloria Lewis • Raised by his grandmother Mary Lewis • Marketing major.

2010-11 GAME-BY-GAME STATS

Opponent	fg	3fg	ft	off-def	reb	pf	pts	ast	to	blk	stl	min
Eastern Michigan (11/12)	5-8	0-1	0-3	2-5	7	4	10	0	3	1	1	14
South Carolina (11/16)	2-2	0-0	1-2	3-4	7	2	5	0	2	0	0	10
vs. Chaminade (11/22)	0-1	0-0	0-0	0-1	3	0	0	0	1	0	0	7
vs. Connecticut (11/23)	0-2	0-0	0-0	1-1	2	0	0	0	0	1	0	6
vs. Washington (11/24)	0-0	0-0	0-0	0-1	1	1	0	0	2	2	1	6
Tennessee Tech (11/28)	1-1	0-0	1-2	2-1	3	2	3	1	2	1	0	17
at Duke (12/1)	2-2	0-0	1-2	3-3	6	0	5	1	2	1	0	9
Bowling Green (12/4)	1-3	0-0	2-4	2-4	6	0	4	0	0	2	2	15
vs. Syracuse (12/7)	0-0	0-0	1-2	0-0	0	0	1	0	1	0	0	5
vs. Oakland (12/11)	0-0	0-0	1-2	0-0	0	1	1	0	0	0	2	4
Prairie View A&M (12/18)	1-5	0-0	1-2	0-1	1	2	3	1	0	2	0	15
Texas (12/22)	1-2	0-0	0-0	2-0	2	4	2	1	1	1	1	9
Minnesota (12/31)	1-2	0-0	0-0	0-0	0	1	2	0	0	2	1	7
at Northwestern (1/3)	1-1	0-0	0-0	0-2	2	0	2	0	0	2	0	5
at Penn State (1/8)	0-0	0-0	1-2	1-0	1	2	1	0	1	0	0	2
Wisconsin (1/11)	2-3	0-0	0-0	1-2	3	0	4	0	1	0	0	11
Northwestern (1/15)	0-0	0-0	0-0	2-0	2	1	0	0	1	0	0	8
at Illinois (1/18)	1-3	0-0	0-0	2-2	4	0	2	0	0	1	0	10
at Purdue (1/22)	1-2	0-0	0-0	0-0	0	0	2	0	0	0	1	6
Michigan (1/27)	0-0	0-0	0-0	0-0	0	0	0	0	0	0	0	3
Indiana (1/30)	0-0	0-0	0-0	0-0	0	1	0	0	0	0	0	2
at Iowa (2/2)	1-1	0-0	2-4	1-1	2	0	4	0	1	0	0	15
at Wisconsin (2/6)	0-2	0-0	0-0	2-1	3	2	0	0	1	0	0	12
Penn State (2/10)	1-2	0-0	0-0	1-0	1	1	2	0	1	2	0	8
at Ohio State (2/15)	4-7	0-0	2-3	0-2	2	2	10	0	0	0	0	11
Illinois (2/19)	1-1	0-0	0-0	0-2	2	0	2	0	0	1	0	9
at Minnesota (2/22)	2-2	0-0	0-1	1-1	2	3	4	0	0	3	0	12
Purdue (2/27)	1-3	0-0	0-0	0-4	4	0	2	0	0	1	0	17
Iowa (3/2)	3-8	0-0	2-3	1-5	6	4	8	1	0	1	0	16
at Michigan (3/5)	0-0	0-0	0-0	0-1	1	0	0	0	0	1	0	2
vs. Iowa (3/10)	2-4	0-0	2-3	2-1	3	0	6	0	0	1	0	8
vs. Purdue (3/11)	0-2	0-0	0-0	1-1	2	1	0	0	0	0	0	10
vs. Penn State (3/12)	0-1	0-0	0-0	0-0	0	0	0	0	0	1	0	7
vs. UCLA (3/17)	0-2	0-0	0-0	1-3	4	4	0	0	0	2	0	8

10 DELVON ROE

SENIOR • FORWARD • 6-8 • 245 • EUCLID, OHIO • ST. EDWARD





CAREER STATS

Year	GP/GS	Min./Avg	FG-FGA	FG%	3FG-FGA	FG%	FT-FTA	FT%	OFF-DEF	REB	AVG	PF/D	A	TO	BL	ST	PTS	AVG
08-09	38/31	682/17.9	81-143	.566	0-0	.000	51-112	.455	79-119	197	5.2	83/1	35	42	29	16	213	5.6
09-10	37/30	764/20.6	83-150	.553	0-0	.000	72-109	.661	68-117	185	5.0	97/4	43	50	35	31	238	6.4
10-11	34/22	802/23.6	71-147	.483	0-0	.000	67-103	.650	64-107	171	5.0	101/5	49	38	42	27	209	6.1
Totals	109/83	2248/20.6	235-440	.534	0-0	.000	190-324	.586	210-343	553	5.1	281/10	127	130	106	74	660	6.1

THE WORD

Announced his retirement on Sept. 29, citing degenerative knee pain • Ranks second in MSU history with 106 career blocks.

2010-11

Appeared in 34 games, starting 22 • Named to Big Ten All-Defensive Team • MSU's recipient of the Big Ten Sportsmanship Award • Co-recipient of MSU's Antonio Smith Glue and Guts Award • Averaged 6.1 points and 5.0 rebounds, ranking second on the squad • Led the Spartans with 42 blocks, the sixth-best single-season total in school history • Led Spartans in rebounding in five games • Scored in double figures in eight contests • Tied his career high with 16 points against Purdue (1/22) • Twice scored a season-high 15 points, against both South Carolina (11/16) and Penn State (2/10) • Grabbed 10 rebounds against both Northwestern (1/3) and Illinois (1/18) • Recorded nine rebounds in three contests and eight boards in three more games • Tied his career high with five blocks vs. Northwestern (1/15), tying the fourth-best single-game effort by a Spartan • Blocked four shots vs. Purdue (3/11), and totaled three rejections vs. Connecticut (11/23) and Tennessee Tech (11/28) • Totaled 15 points, five rebounds and a career-best six assists vs. South Carolina in a game that tipped at 10 p.m. ET. Earlier that evening, he played the role of "Charles the Wrestler" in William Shakespeare's "As You Like It" put on by the MSU Department of Theatre • Ranked third on the team with 103 free throw attempts.

2009-10

Appeared in 37 games, starting 20 • Averaged 6.4 points and 5.0 rebounds, ranking third on the team • Led MSU with 35 blocks and ranked fourth with 31 steals • Led Michigan State in field-goal percentage (.553; 83-of-150) among players with more than 100 attempts • Tallied two double-doubles on the season, coming in back-to-back games vs. Toledo (11/20; 10 points, 11 rebounds) and Valparaiso (11/22; 10 points, 17 rebounds); the 17 rebounds vs. Valparaiso marked a career high • Scored in double figures in nine contests • Top scoring effort was a 15-point game vs. Illinois (1/16), hitting 4-of-5 shots and all seven free throw attempts • Other top scoring games included 14 points vs. IPFW (12/19) and 13 points each against Florida (11/27) and Northwestern (1/30) • Recorded double-figure rebounds in three con



10 DELVON ROE

CONTINUED



tests • Blocked a career-high five shots vs. Wofford (12/4) • Tallied a career-high five steals vs. North Carolina (12/1), and recorded four steals vs. Northwestern (1/30) • Started 24 straight games from late November to late February until a knee injury limited his minutes • Averaged 23.0 minutes in the NCAA Tournament despite playing with a torn meniscus in his right knee.

2008-09

Started 31 of 38 games • Big Ten All-Freshman Team honoree • Averaged 5.6 points and 5.2 rebounds, ranking third on the team in rebounding average • Set a Michigan State freshman record with a team-best 29 blocks • Ranks fourth in MSU freshman history with 197 rebounds • His .566 field-goal percentage ranks fifth all-time among Spartan freshmen, as do his 112 free-throw attempts • Six double-figure scoring efforts and three double-figure rebounding efforts • Led MSU in rebounding in seven games and in rebounding once • Scored a season-high and team-best 16 points against Iowa (2/25) • Recorded his first double-double with 14 points and 10 rebounds at Michigan (2/10), earning Big Ten Player of the Week honors • Grabbed a season-high 11 rebounds against Wichita State (11/30) in the Old Spice Classic, narrowly missing a double-double with nine points • Grabbed 10 rebounds at Iowa (1/29) • Recorded 13 points and eight rebounds versus Alcorn State (12/13) • Scored 10 points each against The Citadel (12/17), Illinois (3/1)

and USC (3/22) • Grabbed eight rebounds in both games of the Final Four against Connecticut (4/4) and North Carolina (4/6) • Grabbed eight or more rebounds in 10 contests • Blocked three shots each against North Carolina (12/3) and Northwestern (1/3) • Recorded a season-high four steals against The Citadel (12/17) • Served as a counselor for top high school wing forwards at the Vince Carter Skills Academy in Orlando in Summer 2009

HIGH SCHOOL

Played just one game as a high school senior at St. Edward before suffering a season-ending right knee injury • Recorded 18 points, 12 rebounds, six assists and five blocks in his lone game, a nationally-televised contest on ESPN2; his transition dunk made ESPN's "Top 10" plays • 2007-08 Sporting News First-Team All-American • 2007 EA Sports National Junior of the Year • 2007 EA Sports All-America second team and Parade Magazine All-America fourth team • Ranked the No. 11 player overall in the nation by Scout.com, including the No. 4 power forward • Rated the No. 15 player in the ESPN 150, including the No. 5 power forward • Averaged 22.5 points and 11.5 rebounds as a junior at St. Edward High School, leading his team to a 25-1 record, the Ohio Division 1 semifinals, a No. 23 final national ranking and a No. 5 Midwest Regional ranking by USA Today • Led St. Edward in blocks (60) and steals (69) and was second in assists • Shot 40 percent from 3-point range as a junior • Runner-up for 2007 Ohio Mr. Basketball honors • Named 2007 Player of the Year in Ohio by the Cleveland Plain Dealer • All-Ohio Division I honoree • Participated in the 2007 USA Basketball Men's Youth Development Festival, averaging 30.3 points (tournament best) and 10.3 rebounds • Averaged 20.5 points, 10.7 rebounds, 3.2 assists and 2.2 steals as a sophomore • Named all-state honorable mention and all-district as a sophomore • Averaged 16.3 points, 9.6 rebounds and 3.2 blocks as a freshman, earning all-conference accolades • Played AAU basketball for King James Shooting Stars • Played for Coach Eric Flannery at St. Edward High School.

PERSONAL

Born Oct. 3, 1989 • Son of Delvon and Tracy Blanton • Theatre major.



2008-09 GAME-BY-GAME STATS

Opponent	fg	3fg	ft	off-def	reb	pf	pts	ast	to	blk	stl	min
Idaho (11/16)	0-2	0-0	1-2	1-4	5	2	1	2	1	1	1	14
at IPFW (11/19)	4-7	0-0	1-4	1-2	3	0	9	1	1	2	0	17
vs. Maryland (11/27)	1-4	0-0	3-5	0-2	2	2	5	1	1	0	1	17
vs. Oklahoma St. (11/28)	3-4	0-0	1-2	2-2	4	4	7	1	3	0	0	12
vs. Wichita St. (11/30)	3-5	0-0	3-8	5-6	11	2	9	1	2	1	1	19
vs. North Carolina (12/3)	0-2	0-0	0-1	2-6	8	4	0	3	3	3	0	20
Bradley (12/7)	1-2	0-0	0-0	0-2	2	5	2	0	0	0	0	15
Alcorn State (12/13)	6-8	0-0	1-3	4-4	8	3	13	0	2	1	0	20
The Citadel (12/17)	3-4	0-0	4-7	4-3	7	2	10	1	1	1	4	21
vs. Texas (12/20)	2-4	0-0	0-6	1-4	5	3	4	0	0	0	0	19
vs. Oakland (12/27)	1-2	0-0	0-0	2-2	4	2	2	2	1	2	0	19
at Minnesota (12/31)	1-1	0-0	0-0	1-1	2	0	2	0	1	0	0	5
at Northwestern (1/3)	2-3	0-0	1-4	4-2	6	3	5	2	0	3	0	18
Ohio State (1/6)	2-4	0-0	2-2	2-6	8	1	6	1	1	0	0	17
Kansas (1/10)	2-5	0-0	1-2	3-2	5	3	5	3	0	0	0	17
at Penn State (1/14)	2-2	0-0	1-3	5-0	5	2	5	3	1	0	0	17
Illinois (1/17)	1-4	0-0	3-5	2-4	6	2	5	1	1	1	0	16
Northwestern (1/21)	2-2	0-0	0-0	1-1	2	1	4	0	1	1	0	12
at Ohio State (1/25)	2-4	0-0	0-0	0-1	1	4	4	0	0	0	0	15
at Iowa (1/29)	0-3	0-0	1-2	3-7	10	2	1	3	0	0	0	20
Penn State (2/1)	4-5	0-0	0-0	2-2	4	2	8	1	1	1	1	23
Minnesota (2/4)	2-4	0-0	2-4	1-6	7	3	6	2	2	2	1	19
Indiana (2/7)	3-5	0-0	3-9	1-3	4	2	9	1	0	1	0	20
at Michigan (2/10)	5-7	0-0	4-6	3-7	10	1	14	1	1	1	0	28
at Purdue (2/17)	1-3	0-0	0-0	4-3	7	2	2	0	4	0	1	17
Wisconsin (2/22)	3-4	0-0	0-3	2-6	8	2	6	0	3	0	1	25
Iowa (2/25)	6-7	0-0	4-6	2-1	3	2	16	1	0	0	0	22
at Illinois (3/1)	3-8	0-0	4-5	2-5	7	3	10	1	0	0	3	23
at Indiana (3/3)	3-4	0-0	1-3	1-3	4	1	7	2	1	1	1	24
Purdue (3/8)	3-8	0-0	3-8	4-4	8	3	9	0	2	1	0	22
vs. Minnesota (3/13)	0-0	0-0	1-2	0-1	1	4	1	1	2	0	0	18
vs. Ohio State (3/14)	1-1	0-0	2-2	4-2	6	2	4	1	1	0	0	16
vs. Robert Morris (3/20)	2-4	0-0	0-0	3-2	5	1	4	1	0	1	0	16
vs. USC (3/22)	3-5	0-0	4-7	0-2	2	1	10	1	1	0	0	17
vs. Kansas (3/27)	0-0	0-0	0-0	0-1	1	0	0	2	0	0	0	10
vs. Louisville (3/29)	1-1	0-0	0-0	0-0	0	2	2	1	0	0	0	14
vs. Connecticut (4/4)	2-4	0-0	0-0	4-4	8	2	4	0	0	2	0	21
vs. North Carolina (4/6)	1-1	0-0	0-1	2-6	8	3	2	0	1	1	0	17

2009-10 GAME-BY-GAME STATS

Opponent	fg	3fg	ft	off-def	reb	pf	pts	ast	to	blk	stl	min
Florida Gulf Coast (11/13)	0-2	0-0	0-0	1-2	3	5	0	1	0	1	0	13
Gonzaga (11/17)	0-1	0-0	0-0	1-4	5	5	0	0	4	0	0	12
Toledo (11/20)	4-7	0-0	2-4	5-6	11	3	10	1	0	0	0	27
Valparaiso (11/22)	3-6	0-0	4-8	7-10	17	2	10	2	1	4	1	23
vs. Florida (11/27)	6-7	0-0	1-2	2-3	5	3	13	1	1	0	1	27
vs. UMass (11/28)	4-5	0-0	3-5	3-1	4	2	11	0	1	0	1	19
at North Carolina (12/1)	4-6	0-0	0-0	3-7	10	5	8	2	2	1	5	29
Wofford (12/4)	1-4	0-0	0-0	2-4	6	3	2	3	2	5	0	22
at The Citadel (12/7)	2-3	0-0	5-8	2-5	7	0	9	1	2	1	2	31
Oakland (12/10)	5-7	0-0	1-1	2-4	6	2	11	0	1	0	1	19
IPFW (12/19)	5-7	0-0	4-4	4-4	8	2	14	0	2	0	2	26
at Texas (12/22)	2-3	0-0	4-4	2-4	6	3	8	2	2	0	0	25
UT Arlington (12/30)	2-4	0-0	1-5	4-4	8	2	5	1	1	2	0	21
at Northwestern (1/2)	1-1	0-0	2-6	0-2	2	3	4	1	1	2	0	21
Wisconsin (1/6)	2-5	0-0	5-7	1-4	5	2	9	1	3	0	0	21
at Iowa (1/9)	2-3	0-0	0-1	0-4	4	4	4	0	2	0	0	20
Minnesota (1/13)	1-3	0-0	1-2	1-1	2	3	3	2	2	1	0	20
Illinois (1/16)	4-5	0-0	7-7	1-3	4	5	15	0	3	0	2	20
Iowa (1/20)	2-4	0-0	4-4	3-3	6	2	8	3	2	1	0	15
at Minnesota (1/23)	0-5	0-0	0-0	5-2	7	1	0	1	1	1	1	13
at Michigan (1/26)	2-6	0-0	1-1	2-2	4	2	5	1	0	1	1	23
Northwestern (1/30)	4-4	0-0	5-7	1-3	4	4	13	0	0	0	4	21
at Wisconsin (2/2)	2-6	0-0	4-4	1-5	6	1	8	0	0	0	0	21
at Illinois (2/6)	3-4	0-0	2-4	0-2	2	2	8	0	0	0	0	20
Purdue (2/9)	1-3	0-0	3-3	0-2	2	3	5	2	1	0	1	23
at Penn State (2/13)	3-4	0-0	0-1	1-2	3	1	6	2	2	1	0	19
at Indiana (2/16)	3-4	0-0	0-0	3-1	4	3	6	5	0	1	2	26
Ohio State (2/21)	2-5	0-0	0-2	1-2	3	2	4	1	3	0	0	20
at Purdue (2/28)	0-1	0-0	0-0	0-0	0	3	0	0	1	2	1	10
Penn State (3/4)	2-3	0-0	0-2	1-2	3	0	4	0	1	0	0	13
Michigan (3/7)	3-4	0-0	4-4	2-2	4	2	10	1	2	0	1	12
vs. Minnesota (3/12)	0-2	0-0	1-2	1-3	4	3	1	0	0	3	1	17
vs. New Mexico St. (3/19)	2-2	0-0	3-5	1-5	6	3	7	1	1	1	1	20
vs. Maryland (3/21)	1-3	0-0	2-2	1-4	5	2	4	3	1	0	0	24
vs. Northern Iowa (3/26)	2-2	0-0	2-2	3-2	5	1	6	2	1	1	2	27
vs. Tennessee (3/28)	1-4	0-0	1-2	0-0	0	4	3	1	1	3	1	20
vs. Butler (4/3)	2-5	0-0	0-0	1-3	4	4	4	2	3	1	0	24

2010-11 GAME-BY-GAME STATS

Opponent	fg	3fg	ft	off-def	reb	pf	pts	ast	to	blk	stl	min
Eastern Michigan (11/12)	1-4	0-0	3-4	2-6	8	3	5	0	1	2	1	22
South Carolina (11/16)	5-6	0-0	5-8	1-4	5	4	15	6	1	1	1	28
vs. Chaminade (11/22)	3-8	0-0	2-2	2-6	8	3	8	0	2	0	2	25
vs. Connecticut (11/23)	1-3	0-0	3-3	1-3	4	5	5	0	0	3	1	22
vs. Washington (11/24)	0-1	0-0	0-0	0-4	4	2	0	0	1	0	0	24
Tennessee Tech (11/28)	1-3	0-0	2-2	1-4	5	0	4	2	2	3	1	20
at Duke (12/1)	2-3	0-0	1-3	0-3	3	5	5	0	4	1	0	19
Bowling Green (12/4)	3-5	0-0	4-4	2-5	7	2	10	1	3	1	1	20
vs. Syracuse (12/7)	3-5	0-0	2-4	2-1	3	4	8	1	1	0	1	24
vs. Oakland (12/11)	3-6	0-0	1-2	0-4	4	2	7	0	0	2	0	20
Prairie View A&M (12/18)	2-4	0-0	6-7	1-4	5	2	10	0	2	2	2	20
Texas (12/22)	1-8	0-0	3-4	5-4	9	1	5	1	3	1	0	9
Minnesota (12/31)	3-5	0-0	5-6	5-4	9	4	11	3	1	0	1	28
at Northwestern (1/3)	4-5	0-0	0-0	2-8	10	3	8	2	0	1	1	27
at Penn State (1/8)	3-6	0-0	1-3	1-0	1	4	7	2	0	1	0	20
Wisconsin (1/11)	2-2	0-0	0-2	3-2	5	2	4	2	1	1	1	32
Northwestern (1/15)	2-5	0-0	1-2	2-4	6	2	5	1	0	5	1	37
at Illinois (1/18)	3-5	0-0	2-2	7-3	10	2	8	1	1	0	2	29
at Purdue (1/22)	6-9	0-0	4-5	2-2	4	2	16	0	2	1	3	31
Michigan (1/27)	0-3	0-0	1-4	1-3	4	4	1	1	2	2	2	28
Indiana (1/30)	3-6	0-0	4-7	4-5	9	5	10	2	0	2	1	28
at Iowa (2/2)	0-2	0-0	0-0	2-1	3	3	0	1	1	1	0	16
at Wisconsin (2/6)	0-0	0-0	0-0	1-1	2	2	0	0	0	1	0	20
Penn State (2/10)	6-6	0-0	3-4	0-3	3	15	0	2	0	0	0	22
at Ohio State (2/15)	0-0	0-0	0-0	1-1	2	2	0	0	0	1	1	0
Illinois (2/19)	4-5	0-0	0-1	3-4	7	2	8	4	1	1	0	22
at Minnesota (2/22)	0-2	0-0	1-2	1-1	2	2	1	3	0	0	0	22
Purdue (2/27)	2-6	0-0	0-0	0-3	3	3	4	2	2	1	3	23
Iowa (3/2)	0-2	0-0	0-1	0-2	2	4	0	4	0	1	0	24
at Michigan (3/5)	2-2	0-0	2-5	3-2	5	5	6	3	0	1	0	21
vs. Iowa (3/10)	0-3	0-0	5-8	3-2	5	2	5	3	0	0	1	23
vs. Purdue (3/11)	2-8	0-0	3-4	3-5	8	3	7	2	0	4	0	24
vs. Penn State (3/12)	0-3	0-0	0-0	1-2	3	4	0	1	2	1	0	25
vs. UCLA (3/17)	4-6	0-0	3-4	2-1	3	5	11	1	1	2	1	21



13 AUSTIN THORNTON

R-SENIOR • GUARD • 6-5 • 205 • SAND LAKE, MICH. • CEDAR SPRINGS





CAREER STATS

Year	GP/GS	Min./Avg	FG-FGA	FG%	3FG-FGA	FG%	FT-FTA	FT%	OFF-DEF	REB	AVG	PF/D	A	TO	BL	ST	PTS	AVG
08-09	27/0	100/3.7	9-25	.360	4-17	.235	11-14	.786	4-17	21	0.8	15/0	7	6	0	4	33	1.2
09-10	33/0	195/5.9	14-41	.341	2-10	.200	4-4	1.000	14-21	35	1.1	33/0	10	13	0	3	34	1.0
10-11	34/5	376/11.1	24-71	.338	6-31	.194	14-15	.933	29-42	71	2.1	46/0	23	21	3	5	68	2.0
Totals	94/5	671/7.1	47-137	.343	12-58	.207	29-33	.879	47-80	127	1.4	94/0	40	40	3	12	135	1.4

THE WORD

Solid in many different aspects of the game • Versatile wing player with the ability to play and defend multiple positions • Possesses great toughness • Will be counted on for leadership in a young Spartan backcourt.

2010-11

Appeared in all 34 games, starting five • Averaged 2.0 points and 11.1 minutes • Shot a team-best .933 from the foul line (14-of-15) • Scored a career-best 10 points in 22 minutes in the season opener vs. Eastern Michigan (11/12), adding five rebounds and two steals • Narrowly missed double-double with nine points and nine rebounds vs. Prairie View A&M (12/18) • Also tallied nine points and six rebounds, including five offensive boards, vs. Bowling Green (12/4) • Scored seven points vs. Iowa (3/2) • Dished out a season-high three assists vs. Washington (11/24).

2009-10

Appeared in 33 games off the Spartan bench • Averaged 1.0 points and 1.1 rebounds • Scored a season-high five points vs. IPFW (12/19) • Averaged 8.2 minutes and 1.8 points in the NCAA Tournament • Contributed four points in a season-high tying 12 minutes vs. Maryland (3/21), in MSU's 85-83 NCAA Tournament second-round



victory • Played 12 minutes vs. Butler (4/3) in the 2010 Final Four • Scored four points vs. Florida (11/27) • Established a season-high with 12 minutes vs. UMass (11/28).

2008-09

Appeared in 27 games • Averaged 1.2 points and 0.8 rebounds • Scored a season-high nine points in the season opener against Idaho (11/16), knocking down three 3-pointers • Scored five points against Oklahoma State (11/28) in the Old Spice Classic • Scored four points each against Alcorn State (12/13) and Ohio State (3/14) in the Big Ten Tournament semifinals • Grabbed a season-high five rebounds in a season-high 11 minutes against Bradley (12/7) • Tallied three rebounds each against North Carolina (4/6) in the NCAA Championship game and versus Maryland (11/27) in the Old Spice Classic.



13 AUSTIN THORNTON

CONTINUED

2007-08

Redshirted.

HIGH SCHOOL

2007 The Associated Press All-State Class B • Named to the 2007 Grand Rapids Press Dream Team, the Detroit Free Press Dream Team and The Detroit News Class B First Team • Led Coach Andy Secor's Cedar Springs team to the Class B regional finals, averaging 26.0 points, 12.6 rebounds and 3.4 assists as a senior, capturing a fourth-consecutive district championship and a third conference title in four years with a 22-2 record • Shot 86.3 percent from the foul line and 49.8 percent from the field • Owns the Michigan High School record with 572 career made free throws and ranks second all-time in the state with 54 consecutive made free throws • Averaged 24.1 points, 12.5 rebounds and 3.5 assists as a junior, leading Cedar Springs to a 19-5 record and the

regional semifinals • 2006 Grand Rapids Press second-team Dream Team selection • Earned all-state honorable mention accolades from The Associated Press • 2006 all-area and all-conference selection • Averaged 19 points, 10 rebounds and 4.5 assists per game as a sophomore • 2005 first-team all-conference selection • Averaged 7.6 points, nine rebounds and four assists as a freshman • Played AAU basketball with the Michigan Mustangs for two years and the Michigan Hurricanes for one year • Was also the starting quarterback for the football team as a sophomore and junior, but opted to concentrate on basketball as a senior • 2006 and 2007 Basketball Coaches Association of Michigan Academic All-State honoree • National Honor Society member.

PERSONAL

Born Aug. 3, 1988 • Son of Thomas and Sara Thornton • Interdisciplinary studies-human resources major.





2008-09 GAME-BY-GAME STATS

Opponent	fg	3fg	ft	off-def	reb	pf	pts	ast	to	blk	stl	min
Idaho (11/16)	3-3	3-3	0-0	0-1	1	3	0	9	1	0	0	9
at IPFW (11/19)	0-0	0-0	0-0	1-0	1	2	0	1	0	0	0	5
vs. Maryland (11/27)	0-0	0-0	2-4	0-3	3	1	2	0	2	0	0	6
vs. Oklahoma St. (11/28)	2-2	1-1	0-0	0-1	1	1	5	0	0	0	1	8
vs. Wichita St. (11/30)	0-2	0-1	0-0	0-1	1	1	0	0	1	0	0	7
vs. North Carolina (12/3)	0-0	0-0	0-0	0-0	1	0	0	0	0	0	1	5
Bradley (12/7)	1-4	0-3	1-2	1-4	5	0	3	0	0	0	0	11
Alcorn State (12/13)	1-4	0-3	2-2	0-1	1	1	4	2	0	0	2	10
The Citadel (12/17)	0-1	0-0	0-0	0-0	0	0	0	1	0	0	0	2
vs. Oakland (12/27)	0-2	0-2	0-0	0-0	0	0	0	0	0	0	0	2
at Northwestern (1/3)	0-0	0-0	0-0	0-0	0	0	0	0	0	0	0	0+
Kansas (1/10)	0-0	0-0	0-0	0-0	0	0	0	0	0	0	0	0+
at Ohio State (1/25)	0-0	0-0	0-0	0-0	0	0	0	0	0	0	0	1
Penn State (2/1)	0-0	0-0	0-0	1-0	1	2	0	0	1	0	0	3
Minnesota (2/4)	0-0	0-0	2-2	0-1	1	1	2	0	1	0	0	7
Indiana (2/7)	0-1	0-1	2-2	0-0	0	2	2	2	0	0	0	6
at Michigan (2/10)	0-1	0-1	0-0	0-0	0	0	0	0	0	0	0	3
at Purdue (2/17)	0-0	0-0	0-0	0-0	0	0	0	0	0	0	0	1
Wisconsin (2/22)	0-0	0-0	0-0	0-0	0	1	0	0	0	0	0	1
Iowa (2/25)	0-1	0-1	0-0	0-1	1	0	0	0	0	0	0	2
at Illinois (3/1)	0-0	0-0	0-0	0-0	0	0	0	0	0	0	0	0+
Purdue (3/8)	0-0	0-0	0-0	0-0	0	0	0	0	0	0	0	0+
vs. Minnesota (3/13)	0-0	0-0	0-0	0-0	0	0	0	0	0	0	0	1
vs. Ohio State (3/14)	2-3	0-1	0-0	1-1	2	1	4	0	0	0	0	3
vs. Robert Morris (3/20)	0-0	0-0	0-0	0-0	0	0	0	0	0	0	0	3
vs. Louisville (3/29)	0-0	0-0	0-0	0-0	0	0	0	0	1	0	0	1
vs. North Carolina (4/6)	0-1	0-0	2-2	0-3	3	1	2	0	0	0	0	3



2009-10 GAME-BY-GAME STATS

Opponent	fg	3fg	ft	off-def	reb	pf	pts	ast	to	blk	stl	min
Florida Gulf Coast (11/13)	1-4	0-2	0-0	0-1	1	3	2	1	0	0	0	7
Toledo (11/20)	1-3	0-2	0-0	1-0	1	2	2	2	0	0	1	9
Valparaiso (11/22)	1-4	0-1	0-0	0-0	0	2	2	0	1	0	0	8
vs. Florida (11/27)	2-2	0-0	0-0	0-0	0	1	4	1	0	0	0	6
vs. UMass (11/28)	1-1	0-0	0-0	0-1	1	3	2	1	0	0	0	12
at North Carolina (12/1)	0-0	0-0	0-0	0-0	0	0	0	0	1	0	0	3
Wofford (12/4)	0-0	0-0	0-0	0-1	1	1	0	1	2	0	0	7
at The Citadel (12/7)	1-1	0-0	0-0	2-0	2	2	2	0	0	0	0	2
Oakland (12/10)	0-2	0-1	0-0	1-1	2	2	0	2	1	0	0	10
IPFW (12/19)	1-1	1-1	2-2	1-1	2	2	5	0	0	0	0	9
at Texas (12/22)	0-0	0-0	0-0	0-0	0	0	0	0	0	0	0	0+
UT Arlington (12/30)	0-1	0-0	0-0	0-3	3	1	0	0	2	0	0	5
at Northwestern (1/2)	0-1	0-0	0-0	0-1	1	0	0	0	0	0	0	4
Wisconsin (1/6)	0-0	0-0	0-0	0-0	0	1	0	0	0	0	0	5
at Iowa (1/9)	0-0	0-0	0-0	0-2	2	1	0	0	0	0	0	8
Illinois (1/16)	0-0	0-0	0-0	0-0	0	0	0	0	1	0	0	1
Iowa (1/20)	0-2	0-0	0-0	0-0	0	0	0	0	1	0	0	5
at Michigan (1/26)	0-1	0-0	0-0	0-1	1	1	0	0	0	0	0	5
Northwestern (1/30)	0-1	0-0	0-0	1-0	1	0	0	0	1	0	0	1
at Wisconsin (2/2)	0-2	0-0	0-0	0-0	0	0	0	0	0	0	0	2
at Illinois (2/6)	1-1	0-0	0-0	2-1	3	0	2	0	1	0	0	4
Purdue (2/9)	0-0	0-0	0-0	1-1	2	0	0	0	0	0	0	7
at Penn State (2/13)	0-0	0-0	0-0	0-0	0	1	0	0	0	0	0	4
at Indiana (2/16)	1-1	0-0	0-0	0-1	1	0	2	0	0	0	0	4
at Purdue (2/28)	0-1	0-0	0-0	2-0	2	2	0	0	0	0	1	5
Penn State (3/4)	1-1	0-0	0-0	0-0	0	1	2	0	0	0	0	8
Michigan (3/7)	0-1	0-0	0-0	0-1	1	0	0	1	1	0	1	7
vs. Minnesota (3/12)	0-0	0-0	0-0	0-0	0	1	0	0	0	0	0	6
vs. New Mexico St. (3/19)	1-2	1-1	0-0	1-2	3	1	3	0	0	0	0	4
vs. Maryland (3/21)	1-5	0-2	2-2	2-0	2	0	4	0	1	0	0	12
vs. Northern Iowa (3/26)	0-1	0-0	0-0	0-2	2	0	0	0	0	0	0	8
vs. Tennessee (3/28)	1-1	0-0	0-0	0-0	0	4	2	0	0	0	0	5
vs. Butler (4/3)	0-1	0-0	0-0	0-1	1	1	0	1	0	0	0	12

2010-11 GAME-BY-GAME STATS

Opponent	fg	3fg	ft	off-def	reb	pf	pts	ast	to	blk	stl	min
Eastern Michigan (11/12)	3-5	0-1	4-4	1-4	5	2	10	2	1	0	2	22
South Carolina (11/16)	2-3	2-3	0-0	1-0	1	1	6	0	1	0	0	11
vs. Chaminade (11/22)	2-2	1-1	0-0	0-0	0	1	5	2	0	0	0	8
vs. Connecticut (11/23) *	1-2	0-0	0-0	0-2	2	3	2	0	0	0	0	10
vs. Washington (11/24) *	0-0	0-0	0-0	0-0	0	1	0	3	1	0	0	15
Tennessee Tech (11/28) *	0-3	0-3	0-0	0-2	2	2	0	1	1	0	0	15
at Duke (12/1)	0-3	0-0	0-0	4-0	4	2	0	2	1	0	0	16
Bowling Green (12/4) *	4-8	1-5	0-0	5-1	6	3	9	2	3	0	0	17
vs. Syracuse (12/7) *	0-1	0-0	0-0	0-0	0	0	0	0	0	0	0	6
vs. Oakland (12/11)	0-1	0-0	0-0	0-0	0	1	0	0	0	0	0	9
Prairie View A&M (12/18)	3-6	1-3	2-2	3-6	9	3	9	1	1	0	0	25
Texas (12/22)	0-2	0-0	0-0	1-1	2	0	0	2	0	1	0	10
Minnesota (12/31)	0-1	0-1	2-2	1-1	2	0	2	0	0	0	0	6
at Northwestern (1/3)	1-2	0-0	0-0	1-1	2	2	2	0	0	0	0	11
at Penn State (1/8)	0-1	0-0	0-0	1-0	1	3	0	1	0	0	0	5
Wisconsin (1/11)	1-1	0-0	0-0	1-2	3	1	2	1	0	0	1	12
Northwestern (1/15)	0-1	0-1	0-0	0-3	3	2	0	0	0	0	0	7
at Illinois (1/18)	0-0	0-0	0-0	0-0	0	0	0	0	0	0	0	2
at Purdue (1/22)	0-0	0-0	0-0	0-2	2	0	0	0	0	0	0	8
Michigan (1/27)	0-1	0-1	0-1	1-1	2	0	0	0	3	0	1	10
Indiana (1/30)	0-1	0-1	0-0	0-2	2	2	0	1	0	0	0	9
at Iowa (2/2)	0-4	0-1	0-0	1-3	4	1	0	0	0	0	1	17
at Wisconsin (2/6)	0-2	0-2	4-4	0-2	2	2	4	2	0	0	0	13
Penn State (2/10)	0-2	0-0	0-0	2-0	2	1	0	0	0	0	0	7
at Ohio State (2/15)	1-2	0-0	0-0	0-2	2	2	2	0	2	1	0	19
Illinois (2/19)	0-0	0-0	0-0	0-0	0	1	0	0	0	0	0	5
at Minnesota (2/22)	1-2	0-1	0-0	1-2	3	1	2	1	1	0	0	11
Purdue (2/27)	0-3	0-2	0-0	1-0	1	1	0	0	1	0	0	8
Iowa (3/2)	3-5	1-2	0-0	1-1	2	1	7	1	2	0	0	14
at Michigan (3/5)	0-2	0-1	0-0	1-2	3	3	0	0	0	1	0	12
vs. Iowa (3/10)	0-0	0-0	0-0	1-2	3	0	0	0	0	0	0	15
vs. Purdue (3/11)	1-1	0-0	0-0	0-0	0	1	2	1	0	0	0	5
vs. Penn State (3/12)	1-2	0-1	0-0	0	0	2	2	0	0	0	0	8
vs. UCLA (3/17)	0-2	0-1	2-2	1-0	1	0	2	0	1	1	0	8

20 TRAVIS TRICE

FRESHMAN • GUARD • 6-0 • 170 • HUBER HEIGHTS, OHIO • WAYNE






THE WORD

Pass-first point guard with the ability to shoot from deep • Understands the game and how to get teammates open • Son of a high-school coach who owns leadership skills and high basketball IQ • Good ball skills allow him to get into the lane.

HIGH SCHOOL

2011 Gatorade Ohio Boys Basketball Player of the Year • Averaged 23.5 points, 6.5 assists, 4.3 steals and 3.3 rebounds as a senior at Wayne High School, playing for his father Travis Trice • 2011 First-team All-State honoree • 2011 Southwest District Player of the Year, leading the Warriors to a 22-2 mark and a spot in the district finals • Wayne High School's all-time leading scorer with 1,555 points • Shot 48.1 percent from the field, including 42.5 percent from 3-point range, and 83.0 percent from the foul line • Scored a season-high 44 points vs. Toledo Rogers • Averaged 22.1 points, 4.9 assists and 4.2 steals as a junior • Shot 43 percent from 3-point range • 2010 Third-team All-State honoree • First-team all-conference and all-district selection • 2010 conference player of the year • Two-time district underclassman



PERSONAL

Born Jan. 22, 1993 • Son of Travis and Julie Trice • Communication major • Father, Travis, played two years each at Purdue and Butler • Grandfather, Bob Pritchett, played at Vincennes University and Old Dominion and is in the Old Dominion Hall of Fame.



15 KEENAN WETZEL

R-FRESHMAN • GUARD • 6-4 • 190 • MONROE, MICH. • ST. MARY CATHOLIC CENTRAL





THE WORD

Joins the Spartans as a walk-on prior to the 2011-12 season • Adds depth to the Spartan backcourt.

HIGH SCHOOL

Averaged 16.8 points and 6.0 rebounds as a senior at St. Mary Catholic Central High School in 2010, leading the Falcons in both categories • Earned Team MVP honors as a senior • Team leader in 3-point field goals as a sophomore, junior and senior • Led Monroe County region with 125 3-point field goals in his junior and senior seasons • MVP of 2010 Border Clash All-Star Game between Monroe and Lenawee Counties • Two-time All-Monroe Region selection • Two-time First-Team All-Huron League honoree • Three-year letterwinner at SMCC.

PERSONAL

Born Dec. 30, 1991 • Son of Robert and Suzanne Wetzel • Media information major.



COACHES

2011-12 SPARTANS

2010-11 REVIEW

HISTORY

RECORDS

POSTSEASON

MEDIA INFO

30 BRANDON WOOD

SENIOR • GUARD • 6-2 • 190 • KOKOMO, IND. • KOKOMO • VALPARAISO





CAREER STATS

Year	GP/GS	Min./Avg	FG-FGA	FG%	3FG-FGA	FG%	FT-FTA	FT%	OFF-DEF	REB	AVG	PF/D	A	TO	BL	ST	PTS	AVG
07-08	6-0	68/11.3	8-18	.444	3-10	.300	3-4	.750	1-4	5	0.8	5/0	3	5	1	3	22	3.7
09-10	32-31	1014/31.7	198-427	.464	56-150	.373	113-139	.813	32-113	145	4.5	69/2	72	81	4	33	565	17.7
10-11	33-33	1053/31.9	207-447	.463	61-168	.363	77-116	.664	32-110	142	4.3	51/1	103	72	6	55	552	16.7
Totals	71-64	2135/30.1	413-892	.463	120-328	.366	193-259	.745	65-227	292	4.1	125/3	178	158	11	91	1139	16.0

THE WORD

Athletic, skilled scoring guard • Possesses range out to the NBA arc • Strength and athleticism allow him to be a very good on-the-ball defender • Owns the intelligence and athleticism that could make him an elite wing in the Big Ten.

2010-11 AT VALPARAISO

First-team All-Horizon League selection, he was the only non-senior on the first team • Averaged a team-best 16.7 points per game, ranking third in the conference • Earned Horizon League All-Tournament Team accolades, posting 24.7 points and 5.3 rebounds per game in Tournament play • NABC All-District 12 First-Team honoree • Scored 552 points, totaling 1,117 points in two years as a Crusader, a Valparaiso program record through a player's first two seasons • Led Valpo in assists (3.1 apg) and steals (1.7 spg) • 55 steals marked the sixth-most in a single season in school history • Scored in double figures in 26 of 33 games, including 12 games of 20 points or more and three contests with 30 points or more • Scored a season-high 35 points at Oakland (12/21), hitting 12-of-20 field goals, including 4-of-6 from 3-point range • Hit 7-of-10 3-pointers vs. Detroit (3/4) in the Horizon League Tournament, en route to a 30-point game • Connected on four or more 3-pointers in seven games • Tallied 20 points, a career-best 13 rebounds and five assists vs. Youngstown State (3/1) • Dished out a career-best seven assists in back-to-back games against Purdue North Central (11/18) and Ohio (11/23).

2009-10 AT VALPARAISO

Named Horizon League Newcomer of the Year • Second Team All-Horizon League selection • Earned a spot on the league's All-Newcomer squad • Named to the NABC All-District 12 Second Team • Played in all 32 games, starting 31 times • Led the Horizon League in scoring with 17.7 ppg • Scored 565 total points on the season, ninth-most in a single season in Crusader history • Scored in double figures in 29 of his 32 games and tallied at least 20 points on 12 occasions • Led Valpo in scoring in 17 games • Finished among league leaders in 3-pointers made (1.8/gm, 6th) and free throw percentage (.813, 7th) • Debuted with a bang, scoring 25 points at Ball State (11/13) • Scored 30 points, including a season-best six 3-pointers, at No. 6 North Carolina (11/15) • Connected on 9-of-10 free throws en route to 24 points at No. 2 Michigan State (11/22) • Set a new Valpo Division I single-game scoring record with 39 points at Georgia Southern (11/27) as part of the Legends Classic; hit 13-of-18 from the field and 10-of-12 from the free throw line against the Eagles. His 39 points was also a Legends Classic single-game record • Became only third Crusader in the last 15 years to score 30 or more points multiple times in their career (Bryce Drew, Dan Oppland) and needed just five games to do so • Named to Legends Classic Subregional All-Tournament Team after averaging a Statesboro sub-regional-best 23.3 ppg on 60% shooting • Scored 21 points and grabbed nine rebounds at No. 5 Purdue (12/9).



30 BRANDON WOOD

CONTINUED

2008-09 AT HIGHLAND C.C.

Played one season for the Cougars • Helped lead Highland to seventh-place finish at NJCAA Division I National Tournament • Averaged 16.1 points and 3.0 assists per game last season • Came up with 51 steals on the year • Connected on better than 45% of his field goal attempts.

2007-08 AT SOUTHERN ILL.

Appeared in six games in his first collegiate season before suffering a season-ending injury • Granted a medical redshirt by the NCAA • Averaged 11.3 minutes and 3.7 points per game • Stood out in his first collegiate game, hitting 6-of-9 shots from the field off the bench for 15 points in win over Northern Illinois.

HIGH SCHOOL

A four-year letterwinner for the WildKats at Kokomo High School • Two-time team MVP earned first team All-Conference honors in each of his final two seasons after being named to the second team as a sophomore • Earned All-State honorable mention recognition and All-County honors as a senior after averaging 21.0 points per game • Averaged 19.1 points and 5.1 rebounds per game as a junior • Invited to Indiana Top 40 camp in 2007 • Named team's Most Improved Player following freshman season • Holds school record for most 3-pointers in a single game, knocking down ten triples.

PERSONAL

Born Jan. 5, 1989 • Son of Anthony and Laronda Wood • Pursuing a master's degree in advertising.

2007-08 GBG STATS AT SIU

Opponent	fg	3fg	ft	off-def	reb	pf	pts	ast	to	blk	stl	min
Northern Illinois (11/16)	6-9	2-4	1-2	0-1	1	2	15	1	1	0	3	27
vs. Chattanooga (11/22)	1-1	1-1	0-0	0-0	0	2	3	0	1	0	0	5
vs. Mississippi St. (11/23)	0-1	0-1	0-0	0-2	2	0	0	0	0	0	0	5
vs. USC (11/25)	0-4	0-3	2-2	0-0	0	0	2	1	1	0	0	16
at Charlotte (12/8)	0-0	0-0	0-0	1-1	0	0	0	2	0	0	0	1
Saint Mary's (12/11)	1-3	0-1	0-0	1-0	1	1	2	1	0	1	0	14

2009-10 GBG STATS AT VALPO

Opponent	fg	3fg	ft	off-def	reb	pf	pts	ast	to	blk	stl	min
at Ball State (11/13)	* 9-23	3-6	4-4	4-1	5	3	25	2	3	0	1	30
at North Carolina (11/15)	* 12-19	6-10	0-1	0-1	1	4	30	0	2	1	2	34
IU-South Bend (11/19)	* 4-10	0-3	4-6	1-2	3	1	12	0	2	0	0	23
at Michigan State (11/22)	* 7-18	1-6	9-10	0-2	2	1	24	0	3	0	2	31
at Georgia Southern (11/27)	* 13-18	3-10	12-12	1-8	9	0	39	3	4	0	3	36
vs. Troy (11/28)	* 6-14	4-9	3-4	2-2	4	2	19	0	1	0	0	29
vs. Ark.-Fort Smith (11/29)	* 5-8	0-2	2-4	1-6	7	2	12	3	1	0	2	34
at Butler (12/5)	* 2-6	1-3	2-2	0-1	1	5	7	2	3	0	0	27
at Purdue (12/9)	* 6-14	3-4	6-6	2-7	9	2	21	1	4	1	0	32
Toledo (12/12)	* 5-10	1-3	2-4	0-5	5	2	13	6	3	0	1	28
Concordia (12/19)	* 8-13	1-3	4-5	1-5	6	0	21	6	4	0	0	27
at IPFW (12/22)	* 9-16	4-7	1-4	2-4	6	3	23	1	3	0	1	31
at Akron (12/27)	* 7-17	3-8	1-2	1-4	5	2	18	0	3	0	1	33
Milwaukee (12/31)	* 6-15	4-7	6-6	0-5	5	0	22	2	3	0	2	37
Green Bay (1/2)	* 6-14	2-3	4-4	0-8	8	3	18	1	4	0	2	36
at Detroit (1/8)	* 6-10	1-1	0-1	0-2	2	5	13	3	6	0	2	27
at Wright State (1/10)	* 2-8	0-0	2-2	1-4	5	1	6	5	1	0	0	34
Youngstown State (1/14)	* 6-13	2-4	6-6	0-4	6	3	20	6	4	0	0	35
Cleveland State (1/16)	* 6-12	2-5	3-4	0-4	4	1	17	2	0	0	0	34
at UIC (1/21)	* 5-17	1-5	5-6	0-2	2	1	16	0	2	0	1	32
at Loyola (1/23)	* 5-11	0-2	4-4	3-3	6	1	14	4	1	1	0	25
at Milwaukee (1/29)	* 4-13	0-3	4-4	2-6	8	2	12	6	3	0	1	33
at Green Bay (1/31)	* 7-13	1-11	1-3	0-4	4	3	26	2	2	1	2	32
Wright State (2/4)	* 7-16	1-6	3-5	2-7	9	3	18	3	2	0	2	31
Detroit (2/6)	* 6-15	2-5	4-4	1-2	3	3	18	2	3	0	3	35
UIC (2/8)	* 6-11	1-4	5-7	1-2	3	1	18	2	4	0	0	34
at Cleveland St. (2/11)	* 6-9	1-3	1-1	0-3	3	4	14	1	2	0	2	34
at Youngstown St. (2/13)	* 8-13	4-5	2-3	0-2	2	2	22	3	0	0	0	35
Loyola (2/17)	* 3-10	1-5	3-3	1-2	3	2	10	3	3	0	1	34
at Bowling Green (2/20)	* 5-14	0-4	0-0	2-1	3	4	10	2	2	0	1	27
Butler (2/26)	* 2-9	0-4	0-0	1-3	4	2	4	0	1	0	1	32
Detroit (3/2)	* 9-18	3-9	2-2	1-1	2	1	23	1	2	0	0	32

2010-11 GBG STATS AT VALPO

Opponent	fg	3fg	ft	off-def	reb	pf	pts	ast	to	blk	stl	min
IU Northwest (11/12)	* 7-16	3-7	3-4	0-2	2	0	20	6	1	0	1	20
at Kansas (11/15)	* 4-14	0-4	1-2	2-5	7	0	9	4	2	1	1	28
Purdue North Cent. (11/18)	* 6-11	2-5	2-2	1-5	6	0	16	7	4	0	2	24
at Ohio (11/23)	* 6-21	2-10	3-3	1-5	6	2	17	4	0	2	37	
vs. Northern Colo. (11/26)	* 3-9	1-3	2-4	0-3	3	1	9	5	1	0	2	35
vs. Texas A&M-CC (11/27)	* 2-6	0-3	0-1	0-2	2	1	4	1	0	0	1	29
at UIC (12/2)	* 6-11	0-2	7-10	1-5	6	3	19	1	1	0	2	34
at Loyola (12/4)	* 6-13	0-2	0-0	2-2	4	0	12	3	5	0	1	29
Purdue (12/7)	* 7-11	4-5	2-6	2-3	5	3	20	3	1	0	2	34
at Toledo (12/11)	* 7-15	2-6	1-2	1-4	5	4	17	6	3	0	1	39
IPFW (12/18)	* 6-9	0-3	0-0	0-4	4	1	12	1	3	0	0	32
vs. Eastern Mich. (12/20)	* 7-11	1-3	6-8	0-4	4	1	21	5	2	0	3	34
at Oakland (12/21)	* 12-20	4-6	7-8	1-6	7	3	35	4	2	0	0	38
Ball State (12/28)	* 6-11	4-6	1-3	1-6	7	0	17	2	3	1	2	35
at Butler (1/1)	* 4-10	1-4	0-0	0-2	2	1	9	4	4	0	3	34
Youngstown State (1/7)	* 7-16	1-4	2-2	2-5	7	1	17	4	2	2	3	33
Cleveland State (1/9)	* 3-9	1-4	1-3	0-3	3	1	8	4	1	1	2	33
at Wright State (1/14)	* 11-16	3-5	1-1	0-2	2	4	26	1	3	0	0	33
at Detroit (1/16)	* 8-15	0-1	1-3	2-2	4	0	17	1	2	0	4	29
Butler (1/29)	* 4-9	1-3	6-8	2-3	5	15	1	2	0	3	3	33
at Cleveland State (2/3)	* 2-7	0-1	2-3	1-2	3	3	6	2	2	0	2	27
at Youngstown St. (2/5)	* 11-21	3-6	6-12	2-3	5	1	31	4	4	0	4	38
Detroit (2/10)	* 6-16	4-10	1-2	1-4	5	2	17	3	0	0	1	30
Wright State (2/12)	* 4-9	2-5	0-0	0-1	1	0	10	2	3	0	2	33
at Milwaukee (2/16)	* 8-15	4-11	3-5	1-3	4	3	23	4	2	0	1	33
Missouri State (2/19)	* 9-20	3-10	3-5	2-3	5	1	24	5	4	0	4	32
at Green Bay (2/21)	* 9-19	4-8	2-2	0-5	5	1	24	3	2	0	1	40
Loyola (2/24)	* 1-8	0-4	0-0	0-0	0	0	2	1	0	1	0	30
UIC (2/26)	* 5-13	0-2	4-4	2-3	5	2	14	2	3	0	0	29
Youngstown State (3/1)	* 7-15	0-2	6-8	3-10	13	1	20	5	1	0	1	31
vs. Detroit (3/4)	* 11-22	7-10	1-1	2-1	3	3	30	0	2	0	1	31
at Milwaukee (3/5)	* 9-19	3-10	3-4	0-0	0	24	1	2	0	2	3	35
Iona (3/16)	* 3-10	1-3	0-0	0-2	2	1	7	1	3	0	1	21



2010-11 SEASON IN REVIEW



2010-11 RESULTS

DATE	OPPONENT	MSU-OPP	SITE	ATTEND.
Nov. 12	EASTERN MICHIGAN	96-66	EAST LANSING	14,797
Nov. 16	SOUTH CAROLINA	82-73	EAST LANSING	14,797
Nov. 22	+ Chaminade	82-74	Lahaina, Hawai'i	2,400
Nov. 23	+ Connecticut	67-70	Lahaina, Hawai'i	2,400
Nov. 24	+ #13 Washington	76-71	Lahaina, Hawai'i	2,400
Nov. 28	TENNESSEE TECH	73-55	EAST LANSING	14,797
Dec. 1	% #1 Duke	79-84	Durham, N.C.	9,314
Dec. 4	BOWLING GREEN	74-39	EAST LANSING	14,797
Dec. 7	#8 Syracuse	58-72	New York, N.Y.	19,391
Dec. 11	Oakland	77-76	Auburn Hills, Mich.	17,115
Dec. 18	PRAIRIE VIEW A&M	90-51	EAST LANSING	14,797
Dec. 22	#18 TEXAS	55-67	EAST LANSING	14,797
Dec. 31	#14 MINNESOTA	71-62	EAST LANSING	14,797
Jan. 3	Northwestern	65-62	Evanston, Ill.	8,117
Jan. 8	Penn State	62-66	University Park, Pa.	8,564
Jan. 11	#20 WISCONSIN	64-61, OT	EAST LANSING	14,797
Jan. 15	NORTHWESTERN	71-67, OT	EAST LANSING	14,797
Jan. 18	#23 Illinois	62-71	Champaign, Ill.	16,618
Jan. 22	#14 Purdue	76-86	West Lafayette, Ind.	14,123
Jan. 27	MICHIGAN	57-61	EAST LANSING	14,797
Jan. 30	INDIANA	84-83, OT	EAST LANSING	14,797
Feb. 2	Iowa	52-72	Iowa City, Iowa	12,158
Feb. 6	#19 Wisconsin	56-82	Madison, Wis.	17,230
Feb. 10	PENN STATE	75-57	EAST LANSING	14,797
Feb. 15	#2 Ohio State	61-71	Columbus, Ohio	18,809
Feb. 19	ILLINOIS	61-57	EAST LANSING	14,797
Feb. 22	Minnesota	53-48	Minneapolis, Minn.	14,625
Feb. 27	#8 PURDUE	47-67	EAST LANSING	14,797
March 2	IOWA	85-66	EAST LANSING	14,797
March 5	Michigan	63-70	Ann Arbor, Mich.	13,751
March 10	\$ Iowa	66-61	Indianapolis, Ind.	16,264
March 11	\$ #9 Purdue	74-56	Indianapolis, Ind.	18,381
March 12	\$ Penn State	48-61	Indianapolis, Ind.	18,377
March 17	^ UCLA	76-78	Tampa, Fla.	15,504

HOME GAMES IN BOLD CAPS

+ - Maui Invitational

% - ACC/Big Ten Challenge

\$ - Big Ten Tournament

^ - NCAA Tournament



2010-11 Attendance

HOME

221,955 in 15 games - 14,797 avg.

ROAD

133,309 in 11 games - 13,331 avg.

NEUTRAL

112,232 in 9 games - 12,470 avg.

TOTAL

467,496 in 34 games - 13,750 avg.



2010-11 BOX SCORES

COACHES
2011-12 SPARTANS

2010-11 REVIEW

HISTORY

RECORDS

POSTSEASON

MEDIA INFO

#1	#2/2 Michigan State Florida Gulf Coast										96 66
	Nov. 12, 2010 • East Lansing, Mich. • Breslin Center										
Michigan State	FG	3FG	FT	O-D-R	PF	PTS	A	T	B	S	MIN
Kalin Lucas, g	5-10	1-4	7-7	0-3-3	0	18	6	2	0	1	26
Delvon Roe, f	1-4	0-0	3-4	2-6-8	3	5	0	1	2	1	22
Durrell Summers, g	7-13	3-4	0-2	0-4-4	1	17	0	5	0	1	32
Draymond Green, f	4-6	1-2	3-5	0-8-8	4	12	7	1	3	1	24
Garrick Sherman, c	3-6	0-0	2-4	3-5-8	1	8	0	2	1	1	15
Matt Heneveld	0-1	0-0	0-0	0-0-0	0	0	0	0	0	0	2
Adreian Payne	5-8	0-1	0-3	2-5-7	4	10	0	3	1	1	14
Keith Appling	3-4	1-1	7-7	0-1-1	2	14	3	5	2	0	23
Austin Thornton	3-5	0-1	4-4	1-4-5	2	10	2	1	0	2	22
Dan Chapman	0-0	0-0	0-0	0-0-0	0	0	0	0	0	0	1
Derrick Nix	0-2	0-0	2-6	1-3-4	1	2	0	0	1	0	15
Nick Glard	0-0	0-0	0-0	0-0-0	0	0	0	0	0	0	2
Anthony Ianni	0-0	0-0	0-0	0-0-0	1	0	0	0	0	0	2
Team				0-3-3							
Totals	33-71	8-26	23-37	22-32-54	21	96	21	13	3	7	200

Total FG%	1st: 17-31 (54.8%)	2nd: 14-28 (50.0%)	Game: 52.5%
3-Pt FG%	1st: 2-3 (66.7%)	2nd: 4-10 (40.0%)	Game: 46.2%
F Throw%	1st: 8-13 (72.2%)	2nd: 15-24 (62.5%)	Game: 66.7%

Eastern Michigan	FG	3FG	FT	O-D-R	PF	PTS	A	T	B	S	MIN
Jay Higgins, f	2-7	0-3	0-2	1-1-2	4	4	2	2	0	2	18
Antonio Green, g	4-10	4-9	0-2	1-3-4	0	12	2	1	0	1	34
Brandon Bowdry, f	10-28	5-8	7-14	4-11-15	1	32	2	2	0	0	34
Darrell Lampley, g	3-9	2-5	0-0	0-0-0	3	8	2	4	0	0	23
Matt Balkema, c	1-3	0-0	0-0	1-0-1	5	2	0	1	0	0	12
J.R. Sims	1-2	0-1	0-0	1-1-2	1	2	0	1	0	1	10
Adrian Burton	2-6	0-2	0-0	2-1-3	5	4	1	3	0	0	13
Will Cooper	1-5	0-1	0-0	2-3-5	4	2	0	4	1	0	25
Kenny Stewart	0-0	0-0	0-0	0-1-1	4	0	0	1	0	0	5
Jamell Harris	0-4	0-0	0-0	1-1-2	5	0	0	0	2	1	15
Kamil Janton	0-2	0-0	0-0	0-0-0	1	0	1	0	0	0	8
Team				0-5-5							
Totals	21-57	4-20	12-25	10-24-34	29	58	12	17	0	8	200

Total FG%	1st: 13-40 (32.5%)	2nd: 11-36 (30.6%)	Game: 31.6%
3-Pt FG%	1st: 6-14 (42.9%)	2nd: 5-15 (33.3%)	Game: 37.9%
F Throw%	1st: 1-3 (33.3%)	2nd: 6-15 (40.0%)	Game: 38.9%

Officials: Terry Wyrmer, Jim Schipper, Larry Scirotto
Attendance: 14,797 **Halftime Score:** MSU 49-33

Notes: Michigan State improved to 90-22 all-time in season openers, including winning 33 of the last 34 ... Michigan State won its 34th straight home opener, improving to 94-18 all-time ... Keith Appling scored 14 points on just four shots, which ranks fifth most for a Spartan in his freshman debut ... In his first official game since tearing his Achilles in March 2010, Kalin Lucas led MSU with 18 points ... Garrick Sherman grabbed a career-best eight rebounds ... Austin Thornton scored a career-high 10 points and grabbed a career-high tying five rebounds ... MSU shot 28-of-42 from the foul line. The 28 makes were the most since March 18, 2005, and the 42 attempts were the most since Dec. 6, 2003 ... MSU had 10 blocks in the game, equalling the third-highest single-game total in school history ... MSU had six players score in double figures for the first time since the 2009-10 opener.

Key Moment: Leading 25-15 with 11:03 left in the first half, MSU went on a 12-0 run in under three minutes to take control of the contest.

#2	#2/2 Michigan State South Carolina										82 73
	Nov. 16, 2010 • East Lansing, Mich. • Breslin Center										
Michigan State	FG	3FG	FT	O-D-R	PF	PTS	A	T	B	S	MIN
Kalin Lucas, g	2-8	1-3	0-1	1-0-1	4	5	7	2	0	2	29
Delvon Roe, f	5-6	0-0	5-8	1-4-5	4	15	6	1	1	1	28
Durrell Summers, g	8-17	1-5	5-8	2-4-6	0	22	1	1	0	1	35
Draymond Green, f	5-6	2-3	6-9	2-10-12	2	18	2	3	4	6	31
Garrick Sherman, c	3-3	0-0	0-4	1-0-1	0	6	1	1	0	0	15
Adreian Payne	2-2	0-0	1-2	3-4-7	2	5	0	2	0	0	10
Keith Appling	2-6	1-2	0-0	0-2-2	4	5	2	3	0	0	18
Austin Thornton	2-3	2-3	0-0	1-0-1	1	6	0	1	0	0	11
Mike Kebler	0-0	0-0	0-0	0-1-1	0	0	0	0	0	0	1
Derrick Nix	0-0	0-0	0-2	0-1-1	0	0	1	0	0	1	4
Korie Lucious	0-2	0-1	0-0	0-1-1	4	0	3	5	0	0	18
Team				0-3-3							
Totals	29-53	7-17	17-34	11-30-41	21	82	23	19	5	11	200

Total FG%	1st: 16-29 (55.2%)	2nd: 13-24 (54.2%)	Game: 54.7%
3-Pt FG%	1st: 5-10 (50.0%)	2nd: 2-7 (28.6%)	Game: 41.2%
F Throw%	1st: 5-12 (41.7%)	2nd: 12-22 (54.5%)	Game: 50.0%

South Carolina	FG	3FG	FT	O-D-R	PF	PTS	A	T	B	S	MIN
Brian Richardson, g	3-7	3-6	2-2	0-4-4	4	11	0	1	0	1	23
Malik Cooke, f	4-15	1-7	0-0	5-6-11	4	9	2	2	1	0	30
Bruce Ellington, g	7-18	3-7	5-9	2-3-5	3	22	5	8	0	4	34
Lakeem Jackson, f	2-8	0-2	0-3	1-3-4	1	4	2	4	0	1	28
Sam Muldrow, f	1-5	1-2	2-2	1-1-2	4	5	1	0	0	0	20
Stephen Spinella	3-5	2-2	2-2	1-2-3	2	10	0	0	0	0	21
Ramon Galloway	1-6	1-5	1-2	0-1-1	2	4	1	4	0	2	19
Damontre Harris	2-4	0-0	0-1	1-0-1	3	4	0	0	0	1	13
Johnndre Jefferson	0-0	0-0	0-0	0-0-0	0	0	0	0	0	0	4
R.J. Slawson	2-2	0-0	0-0	2-0-2	2	4	0	1	0	1	8
Team				8-3-11							
Totals	25-70	11-31	12-21	21-23-44	25	73	11	20	1	10	200

Total FG%	1st: 10-30 (33.3%)	2nd: 15-40 (37.5%)	Game: 35.7%
3-Pt FG%	1st: 3-11 (27.3%)	2nd: 8-20 (40.0%)	Game: 35.5%
F Throw%	1st: 2-2 (100.0%)	2nd: 10-19 (52.6%)	Game: 57.1%

Officials: Paul Janssen, Mike Kilts, Ray Perone
Attendance: 14,797 **Halftime Score:** MSU 42-25

Notes: Draymond Green's six steals rank tied for seventh in MSU single game history ... Green recorded the ninth double-double of his career with 18 points and 12 rebounds ... Delvon Roe dished out a career-high six assists, in addition to scoring 15 points on 5-of-6 shooting. Prior to the 10 p.m. game, Roe played the role of Charles the Wrestler in Shakespeare's As You Like It, put on by the MSU Department of Theatre ... Michigan State recorded an assist on 23 of its 29 field goals, including 15 of 16 first half baskets ... The two teams combined for 39 turnovers (MSU-19, USC-20).

Key Moment: Trailing 21-19 at the 9:16 mark, Michigan State used a 14-0 run over 3:58 to take control of the game. The Spartans closed the first half on a 23-4 spurt.



2010-11 BOX SCORES



Despite acting in a school play hours before the game, Delvon Roe tallied 15 points, five rebounds and six assists vs. South Carolina.



Michigan State made its third appearance under Tom Izzo in the Maui Invitational in 2010, going 2-1 and falling only to eventual NCAA Champion Connecticut.

#3

**#2/2 Michigan State
Chaminade**

**82
74**

Nov. 22, 2010 • Lahaina, Hawaii • Lahaina Civic Center

Michigan State	FG	3FG	FT	O-D-R	PF	PTS	A	T	B	S	MIN
Delvon Roe, f	3-8	0-0	2-2	2-6	8	3	8	0	2	0	25
Draymond Green, f	4-8	1-2	1-4	2-8	10	4	3	0	3	0	33
Garrick Sherman, c	2-2	0-0	0-0	1-3	4	0	1	0	0	0	20
Kalin Lucas, g	11-20	1-4	5-5	1-0	1	28	2	2	0	1	29
Durrell Summers, g	2-7	1-1	1-2	2-2	3	6	1	1	0	0	24
Adreian Payne	0-1	0-0	0-0	0-1	3	0	0	1	0	0	7
Keith Appling	2-2	1-1	3-4	0-0	0	8	0	0	0	0	13
Austin Thornton	2-2	1-1	0-0	0-0	1	5	2	0	0	0	8
Mike Kebler	0-1	0-0	0-0	1-0	0	0	0	0	0	2	13
Korie Lucious	4-7	3-5	2-2	0-0	1	13	4	2	0	0	28
Team				1-0							
Totals	30-58	8-4	14-19	10-20	30	17	82	13	12	0	8

Total FG%	1st: 16-30 (53.3%)	2nd: 14-28 (50.0%)	Game: 51.7%
3-Pt FG%	1st: 4-7 (57.1%)	2nd: 4-7 (57.1%)	Game: 57.1%
F Throw%	1st: 3-4 (75.0%)	2nd: 11-15 (53.3%)	Game: 73.7%

Chaminade	FG	3FG	FT	O-D-R	PF	PTS	A	T	B	S	MIN
Shane Hanson, f	5-10	5-10	0-0	3-3	3	15	0	1	0	0	30
Mamadou Diarra, c	8-14	0-0	0-1	3-8	11	2	16	0	6	5	38
Steven Bennett, g	7-16	1-7	5-7	1-0	1	20	10	2	0	0	38
Chris Curtis, g	0-2	0-1	0-0	3-2	5	1	0	1	1	0	21
DeAndre Haskins, g	3-9	2-4	3-4	0-3	3	11	3	4	0	2	26
Dominique Cooks	1-1	0-0	0-0	0-1	0	2	0	1	0	0	8
Rashaad Ubah	2-2	0-0	0-0	0-1	1	2	0	0	0	1	11
Chandler Pearson	2-3	2-3	2-2	0-2	2	8	0	1	0	0	24
Waly Coulibaly	0-2	0-2	0-0	0-0	0	0	0	0	0	0	4
Team				2-3							
Totals	27-58	10-27	10-14	12-23	35	17	74	14	16	5	5

Total FG%	1st: 14-26 (53.8%)	2nd: 13-32 (40.6%)	Game: 46.6%
3-Pt FG%	1st: 4-11 (36.4%)	2nd: 6-16 (37.5%)	Game: 37.0%
F Throw%	1st: 7-9 (77.8%)	2nd: 3-5 (60.0%)	Game: 71.4%

Officials: Sean Hill, Tony Padilla, Gerry Pollard

Attendance: 2,400

Halftime Score: Tied 39-39

Notes: Kalin Lucas scored a then-career high 28 points ... The Spartans trailed by eight points twice in the first half, but tied the game at the half behind 14 first-half points from Lucas on 7-of-11 shooting ... Michigan State was out-rebounded 17-10 in the first half and 35-30 for the game ... Korie Lucious came off the bench to score 13 points on 4-of-7 shooting, including 3-of-5 from behind the arc.

Key Moment: With a lineup of Thornton, Appling, Roe, Lucious and Sherman on the court, MSU turned a three-point second-half deficit into a 12-point lead. During the stretch, Appling, Lucious and Thornton all knocked down 3-pointers.

2010-11 BOX SCORES

COACHES
2011-12 SPARTANS

2010-11 REVIEW

HISTORY

RECORDS

POSTSEASON

MEDIA INFO

#4	Connecticut #2/2 Michigan State Nov. 23, 2010 • Lahaina, Hawaii • Lahaina Civic Center										70 67
	FG	3FG	FT	O-D-R	PF	PTS	A	TO	B	S	MIN
Michigan State	1-3	0-0	3-3	1-3-4	5	5	0	0	3	1	22
Delvon Roe, f	1-3	0-0	3-3	1-3-4	5	5	0	0	3	1	22
Garrick Sherman, f	3-3	0-0	0-0	0-4-4	2	6	0	0	1	0	23
Kalin Lucas, g	4-12	2-4	0-1	0-2-2	0	10	1	5	0	0	32
Austin Thornton, g	1-2	0-0	0-0	0-2-2	3	2	0	0	0	0	10
Durrell Summers, g	5-12	1-5	2-2	1-4-5	2	13	0	1	0	0	32
Adreian Payne	0-2	0-0	0-0	1-1-2	0	0	0	0	1	0	6
Keith Appling	0-4	0-1	4-4	1-0-1	3	4	3	0	0	2	14
Mike Kebler	0-0	0-0	0-0	1-1-2	1	0	0	1	0	0	7
Draymond Green	7-13	2-3	6-10	5-7-12	3	22	5	4	3	1	29
Korie Lucious	2-6	1-4	0-0	1-0-1	1	5	3	2	0	1	25
Team				3-2-5							1
Totals	23-57	6-17	15-20	14-26-40	20	67	12	14	8	5	200

Total FG%	1st: 12-34 (35.3%)	2nd: 11-23 (47.8%)	Game: 40.4%
3-Pt FG%	1st: 2-9 (22.2%)	2nd: 4-8 (50.0%)	Game: 35.3%
F Throw%	1st: 8-8 (100.0%)	2nd: 7-12 (58.3%)	Game: 75.0%

Connecticut	FG	3FG	FT	O-D-R	PF	PTS	A	TO	B	S	MIN
Niels Giffey, f	2-5	0-2	0-0	2-1-3	0	4	2	0	0	2	26
Alex Oriakhi, f	7-14	0-0	1-6	9-8-17	1	15	0	2	1	1	37
Charles Okwandu, c	0-1	0-0	0-1	1-0-1	1	0	0	0	1	0	6
Jeremy Lamb, g	1-3	0-1	0-0	0-0-0	3	2	0	0	0	0	13
Kemba Walker, g	10-19	4-11	6-7	1-2-3	1	30	4	4	0	3	38
Donnell Beverly	0-1	0-1	0-0	0-0-0	0	0	0	0	0	0	5
J. Coombs-McDaniel	1-2	0-1	2-2	0-2-2	1	4	0	1	0	0	11
Tyler Olander	0-2	0-0	0-0	0-2-2	3	0	0	0	0	0	9
Shabazz Napier	2-9	1-5	2-4	0-0-0	4	7	1	2	0	0	28
Roscoe Smith	2-6	1-3	3-4	5-3-8	3	8	0	0	3	0	27
Team				0-4-4							
Totals	25-62	6-24	14-24	18-22-40	17	70	7	9	5	6	200

Officials: Tim Higgins, Ed Hightower, Tony Padilla
Attendance: 2,400 **Halftime Score:** Tied 34-34

Notes: Draymond Green scored a then-career-high 22 points to lead MSU, while also leading the Spartans in rebounding (12), assists (5) and blocks (3) ... Michigan State and Connecticut each grabbed 40 rebounds, but the Huskies turned 18 offensive boards into 27 second-chance points ... Austin Thornton made his first career start ... Michigan State fell to 1-3 all-time in the Maui Invitational semifinals ... MSU was outscored in the paint, 36-28, marking the first time that happened all season ... The game featured 16 ties and 11 lead changes, including seven lead changes in the second half ... MSU shot 75.0 percent from the foul line (15-of-20), but missed five of its last six, including one front end of a one-and-one.

Key Moment: After a Kalin Lucas 3-pointer gave MSU a 61-55 lead with 9:17 remaining, UConn went on an 11-0 run over the next four minutes to take a 66-61 lead.

#5	#2/2 Michigan State #13/11 Washington Nov. 24, 2010 • Lahaina, Hawaii • Lahaina Civic Center										76 71
	FG	3FG	FT	O-D-R	PF	PTS	A	TO	B	S	MIN
Michigan State	0-1	0-0	0-0	0-4-4	2	0	0	1	0	0	24
Delvon Roe, f	0-1	0-0	0-0	0-4-4	2	0	0	1	0	0	24
Garrick Sherman, f	4-5	0-0	2-2	1-4-5	3	10	0	4	2	1	25
Kalin Lucas, g	9-13	4-5	7-11	0-1-1	4	29	2	0	2	0	31
Austin Thornton, g	0-0	0-0	0-0	0-0-0	1	0	3	1	0	0	15
Durrell Summers, g	3-11	2-7	4-6	2-2-4	2	12	0	2	0	0	27
Adreian Payne	0-0	0-0	0-0	0-1-1	1	0	0	2	2	1	6
Keith Appling	1-2	0-1	0-0	0-0-0	3	2	0	2	0	1	15
Mike Kebler	0-0	0-0	2-2	0-0-0	2	2	0	0	0	0	2
Draymond Green	5-9	1-3	1-2	4-2-6	3	12	1	2	1	2	27
Korie Lucious	3-10	1-7	2-2	2-1-3	1	9	5	3	0	1	28
Team				4-3-7							1
Totals	25-51	8-23	18-25	13-18-31	22	76	11	20	5	8	200

Total FG%	1st: 12-25 (48.0%)	2nd: 13-26 (50.0%)	Game: 49.0%
3-Pt FG%	1st: 3-9 (33.3%)	2nd: 5-14 (35.7%)	Game: 34.8%
F Throw%	1st: 7-10 (70.0%)	2nd: 11-15 (73.3%)	Game: 72.0%

Washington	FG	3FG	FT	O-D-R	PF	PTS	A	TO	B	S	MIN
M. Bryan-Amaning, f	5-10	0-0	5-7	3-3-6	4	15	1	2	0	2	24
Darnell Gant, f	4-5	1-2	0-0	0-0-0	0	9	0	1	0	0	29
Abdul Gaddy, g	3-5	1-3	1-2	0-0-0	3	8	1	2	0	1	28
Isaiah Thomas, g	4-11	1-3	4-7	0-4-4	1	13	6	3	0	0	35
Justin Holiday, g	5-9	1-2	1-1	1-2-3	1	12	1	1	0	1	28
Venoy Overton	0-3	0-0	3-4	0-0-0	4	3	2	2	0	2	17
Aziz N'Diaye	1-1	0-0	1-2	1-4-5	4	3	0	2	1	1	15
Scott Suggs	1-1	0-0	0-0	1-0-1	0	2	1	2	0	0	7
C.J. Wilcox	1-2	1-2	0-2	0-1-1	2	3	0	0	1	0	3
Terrence Ross	1-5	1-3	0-0	1-1-2	0	3	1	0	0	0	14
Team				5-0-5							
Totals	25-52	6-15	15-25	12-15-27	19	71	13	15	2	7	200

Officials: Tim Higgins, Jeff Clark, Gerry Pollard
Attendance: 2,400 **Halftime Score:** UW 44-34

Notes: Kalin Lucas established a new career high with 29 points, hitting 9-of-13 from the field, including 4-of-5 from 3-point range ... Garrick Sherman scored a career-best 10 points, including the first six of the second half ... Michigan State out-rebounded Washington, 16-11, in the second half, en route to a 31-27 overall advantage ... MSU's 14 first-half turnovers resulted in 17 Husky points, but the Spartans' six second-half turnovers turned into just five points ... MSU grabbed nearly half of its misses, collecting 13 offensive rebounds, compared to 15 defensive boards for Washington.

Key Moment: After hitting just one of his first nine shots and none of his five 3-point attempts, Durrell Summers knocked down back-to-back 3-pointers in the final 2:05 to turn a 68-66 deficit into a 72-68 Spartan lead.



2010-11 BOX SCORES

#6

#2/2 Michigan State Tennessee Tech

73
55

Nov. 28, 2010 • East Lansing, Mich. • Breslin Center

Michigan State	FG	3FG	FT	O-D-R	PF	PTS	A	T	B	S	MIN
Kalin Lucas, g	6-10	2-3	1-2	0-3-3	1	15	2	2	0	0	27
Delvon Roe, f	1-3	0-0	2-2	1-4-5	0	4	2	2	3	1	20
Austin Thornton, g	0-3	0-0	0-0	0-2-2	2	0	1	1	0	0	15
Durrell Summers, g	8-11	3-3	2-3	2-2-4	2	21	1	2	0	1	25
Garrick Sherman, f	3-4	0-0	0-2	0-1-1	1	6	2	1	0	0	19
Adreian Payne	1-1	0-0	1-2	2-1-3	2	3	1	2	1	0	17
Keith Appling	2-4	2-4	0-0	0-2-2	1	6	2	2	0	0	18
Draymond Green	4-8	1-3	1-3	2-7-9	2	10	6	1	0	0	23
Derrick Nix	0-0	0-0	0-0	0-1-1	1	0	1	0	0	3	5
Korie Lucious	2-9	2-8	2-2	0-3-3	1	8	4	4	0	1	24
Nick Giard	0-0	0-0	0-0	0-0-0	0	0	0	0	0	0	1
Anthony Ianni	0-1	0-0	0-0	0-0-0	1	0	0	0	0	0	1
Team				1-4-5							
Totals	27-55	10-24	9-16	8-30-38	15	73	22	17	4	6	200

Total FG%	1st: 12-27 (44.4%)	2nd: 15-28 (53.6%)	Game: 49.1%
3-Pt FG%	1st: 4-11 (36.4%)	2nd: 6-13 (46.2%)	Game: 41.7%
F Throw%	1st: 4-6 (66.7%)	2nd: 5-10 (50.0%)	Game: 56.3%

Tennessee Tech	FG	3FG	FT	O-D-R	PF	PTS	A	T	B	S	MIN
Zac Swansey, g	3-11	1-2	0-1	0-3-3	2	7	1	3	0	2	32
Terrell Barnes, f	2-6	0-0	1-1	1-1-2	0	5	0	0	1	1	28
Alfred Jones, f	1-3	0-0	0-0	1-1-2	2	2	0	1	0	0	16
Zach Bailey, g	3-6	3-3	2-4	2-3-5	2	11	1	1	0	1	30
Kevin Murphy, f	3-10	0-0	5-6	0-2-2	3	11	2	3	0	1	24
Charles Newton	0-0	0-0	0-0	0-2-0	0	0	0	0	0	0	4
Liam McMorrow	2-3	0-0	0-0	1-5-6	4	4	0	3	0	0	21
Riley Hunley	1-1	0-0	0-0	0-0-0	0	2	0	0	0	0	2
Byron Pickens	1-2	0-0	0-0	0-0-0	0	2	0	0	0	0	3
Chase Dunn	1-3	0-2	1-2	0-0-1	1	3	1	0	0	2	10
Jud Dillard	2-8	0-2	0-0	0-2-2	0	4	0	3	0	1	17
Bassey Inameti	0-0	0-0	0-0	0-0-0	0	0	0	0	0	0	0
Dennis Ogbe	1-1	0-0	2-2	0-3-3	3	4	0	2	0	1	13
Team				3-3-6							
Totals	20-54	4-9	11-16	8-25-33	17	55	5	16	1	9	200

Total FG%	1st: 8-26 (30.8%)	2nd: 12-28 (42.9%)	Game: 37.0%
3-Pt FG%	1st: 3-6 (50.0%)	2nd: 1-3 (33.3%)	Game: 44.4%
F Throw%	1st: 1-2 (50.0%)	2nd: 10-14 (71.4%)	Game: 71.4%

Officials: Tim Higgins, Frank Spencer, John Cahill

Attendance: 14,797

Halftime Score: MSU 32-20

Notes: Durrell Summers became the 41st player in Michigan State history to record 1,000 career points ... Summers scored 15 of his game-high 21 points in the second half ... Tom Izzo improved to 41-0 at home in November ... Derrick Nix logged five minutes after not traveling with the team to Maui due to personal reasons ... Michigan State committed nine turnovers in the games first 11 minutes, and eight over the final 29 minutes.

Key Moment: Leading by just two at 18-16 with 4:55 left in the first half, MSU went on a quick 7-0 run to close the half on a 14-4 spurt.

#7

#1/1 Duke #6/6 Michigan State

84
79

Dec. 1, 2010 • Durham, N.C. • Cameron Indoor Stadium

Michigan State	FG	3FG	FT	O-D-R	PF	PTS	A	T	B	S	MIN
Delvon Roe, f	2-3	0-0	1-3	0-3-3	5	5	0	4	1	0	19
Draymond Green, f	6-11	3-5	1-2	2-4-6	3	16	1	5	3	3	26
Garrick Sherman, c	4-7	0-0	0-2	2-3-5	3	8	0	1	0	2	21
Kalin Lucas, g	5-13	1-3	3-4	0-3-3	4	14	2	2	0	0	36
Durrell Summers, g	5-11	1-2	0-0	3-1-4	3	11	0	0	0	0	28
Adreian Payne	2-2	0-0	1-2	3-3-6	0	5	1	2	1	0	9
Keith Appling	0-1	0-0	0-0	0-0-0	2	0	0	0	0	0	6
Austin Thornton	0-3	0-0	0-0	4-0-4	2	0	2	1	0	0	16
Mike Kebler	0-0	0-0	0-0	0-0-0	0	0	1	0	0	1	3
Derrick Nix	0-0	0-0	0-0	1-1-2	1	0	1	2	1	0	8
Korie Lucious	7-12	4-7	2-2	0-2-2	2	20	8	3	0	1	28
Team				1-1-2							
Totals	31-63	9-17	8-15	16-21-37	25	79	16	20	6	7	200

Total FG%	1st: 14-28 (50.0%)	2nd: 17-35 (48.6%)	Game: 49.2%
3-Pt FG%	1st: 4-9 (44.4%)	2nd: 5-8 (62.5%)	Game: 52.9%
F Throw%	1st: 2-3 (66.7%)	2nd: 6-12 (50.0%)	Game: 53.3%

Duke	FG	3FG	FT	O-D-R	PF	PTS	A	T	B	S	MIN
Mason Plumlee, f	3-7	0-0	4-8	7-3-10	0	10	0	5	0	5	35
Kyle Singler, f	5-14	2-6	3-4	3-4-7	4	15	1	1	0	1	39
Ryan Kelly, f	1-2	0-1	0-0	0-1-1	3	2	2	0	1	1	17
Kyrie Irving, g	8-12	2-13	16	0-6-6	1	31	4	3	2	2	36
Nolan Smith, g	4-7	2-3	7-10	0-2-2	3	17	5	4	0	1	30
Andre Dawkins	2-5	1-3	0-0	0-3-3	1	5	1	0	0	1	28
Miles Plumlee	2-5	0-0	0-0	1-0-1	4	4	0	1	1	0	8
Seth Curry	0-1	0-0	0-0	0-0-0	0	0	0	1	0	0	7
Team				0-1-1							
Totals	25-53	7-16	27-38	11-20-31	16	84	13	15	4	11	200

Total FG%	1st: 15-35 (42.9%)	2nd: 10-18 (55.6%)	Game: 47.2%
3-Pt FG%	1st: 2-9 (22.2%)	2nd: 5-7 (71.4%)	Game: 43.8%
F Throw%	1st: 6-6 (100.0%)	2nd: 21-32 (65.6%)	Game: 71.1%

Officials: Karl Hess, Ed Corbett, John Cahill

Attendance: 9,314

Halftime Score: Duke 38-34

Notes: Duke's 84 points marked a season-high for a Spartan non-conference opponent ... Michigan State committed 12 of its 20 turnovers in the first half, leading to 22 Blue Devil first-half points. For the game, Duke held a 28-14 advantage in points off turnovers ... Michigan State did not commit a turnover in the game's final 10:42 ... Led by Korie Lucious' career-high 20 points, Michigan State held a 25-9 advantage in bench points ... Lucious dished out a team season-high eight assists ... Draymond Green returned to the starting lineup after coming off the bench for three straight games ... Michigan State grabbed 16 offensive rebounds, converting them into 18 second-chance points.

Key Moment: MSU trimmed a 10-point deficit to two points at 49-47 with 14:46 left. The Spartans then went scoreless for over five minutes, committing six turnovers and missed six straight shots during the stretch, including two layups.

2010-11 BOX SCORES

#8

#6/7 Michigan State Bowling Green

74
39

Dec. 4, 2010 • East Lansing, Mich. • Breslin Center

Michigan State	FG	3FG	FT	O-D-R	PF	PTS	A	T	O	B	S	MIN
Kalin Lucas, g	0-1	0-1	0-0	0-0-0	1	0	1	1	0	1	1	15
Delvon Roe, f	3-5	0-0	4-4	2-5-7	2	10	1	3	1	1	20	
Austin Thornton, g	4-8	1-5	0-0	5-1-6	3	9	2	3	0	0	17	
Durrell Summers, g	4-12	4-11	2-2	1-3-4	1	14	0	2	0	0	27	
Garrick Sherman, f	2-3	0-0	0-0	1-2-3	0	4	2	2	0	0	16	
Matt Heneveld	0-0	0-0	0-0	0-0-0	1	0	0	0	0	0	3	
Adreian Payne	1-3	0-0	2-4	2-4-6	0	4	0	0	2	2	15	
Keith Appling	4-9	3-5	0-0	1-1-2	1	11	3	1	0	0	25	
Dan Chapman	0-0	0-0	0-0	0-0-0	0	0	0	0	0	0	1	
Mike Kebler	2-2	0-0	0-0	0-1-1	0	4	1	3	0	0	7	
Draymond Green	3-8	2-3	2-3	3-9-12	1	10	5	2	0	0	23	
Derrick Nix	0-1	0-0	0-2	2-0-2	1	0	0	2	0	0	5	
Korie Lucious	3-5	2-3	0-0	0-2-2	2	8	6	2	0	0	23	
Nick Giard	0-0	0-0	0-0	0-0-0	0	0	0	0	0	0	1	
Anthony Ianni	0-0	0-0	0-0	0-3-3	1	0	0	0	0	0	2	
Team	1-2-3											
Totals	26-57	12-28	10-15	18-33-51	14	74	21	3	4	200		

Total FG%	1st: 8-27 (29.6%)	2nd: 18-30 (60.0%)	Game: 45.6%
3-Pt FG%	1st: 5-13 (38.5%)	2nd: 7-15 (46.7%)	Game: 42.9%
F Throw%	1st: 4-7 (57.1%)	2nd: 6-8 (75.0%)	Game: 66.7%

Bowling Green	FG	3FG	FT	O-D-R	PF	PTS	A	TO	B	S	MIN
Scott Thomas, f	4-10	3-6	0-0	1-5-6	2	11	1	5	0	2	33
Joe Jakubowski, g	0-2	0-1	0-0	0-1-1	1	0	2	0	0	1	8
Dee Brown, g	2-9	0-2	0-0	0-1-1	0	4	0	2	0	2	25
Danny McElroy, f	1-2	0-1	0-0	0-0-0	3	2	1	3	0	1	15
Cameron Black, c	1-3	0-0	0-1	0-2-2	3	2	0	0	0	1	27
Jordan Crawford	3-11	1-3	0-1	1-2-3	1	7	2	2	0	3	31
Luke Kraus	3-5	1-2	0-0	0-1-1	3	7	1	0	0	0	19
Wiley Roberts	0-1	0-0	0-0	0-0-0	0	0	0	0	0	0	1
James Erger	0-1	0-1	0-0	1-0-1	0	0	0	0	0	0	3
Auston Calhoun	0-7	0-1	1-2	1-2-3	3	1	1	3	1	0	17
Craig Sealey	0-0	0-0	1-2	0-0-0	0	1	0	0	0	0	4
Torian Oglesby	0-3	0-0	0-0	2-2-4	0	0	0	0	0	1	11
Mike Dabney	1-1	0-0	2-3	2-0-2	1	4	0	1	0	0	6
Team				2-0-2							
Totals	15-55	5-17	4-9	10-16-26	17	39	8	16	2	10	200

Total FG%	1st: 8-27 (29.6%)	2nd: 7-28 (25.0%)	Game: 27.3%
3-Pt FG%	1st: 3-6 (50.0%)	2nd: 2-11 (18.2%)	Game: 29.4%
F Throw%	1st: 0-0 (0.0%)	2nd: 4-9 (44.4%)	Game: 44.4%

Officials: Ed Hightower, Zelton Steed, Larry Scirotto

Attendance: 14,797

Halftime Score: MSU 25-19

Notes: After both teams shot 29.6 percent in the first half, MSU improved to 60.0 percent in the second, compared to just 25.0 percent for Bowling Green ... MSU hit a season-high 12 3-pointers in a season-high 28 attempts ... MSU held a 51-26 (+25) margin on the glass, including grabbing a season-high 18 offensive boards ... Bowling Green's 39 points marked the fewest by a Spartan opponent since Brown scored 34 points on Nov. 8, 2006 ... Kalin Lucas did not score and played just 15 minutes, citing fatigue and sore foot. The 15 minutes were a career low, and it was just the second time in his career that he did not score.

Key Moment: With MSU holding a 25-23 lead, the Spartans went on a 11-0 run. Draymond Green assisted on back-to-back 3-pointers, followed with a put-back basket and sparked a Spartan break for another 3-pointer with a defensive rebound.

#9

#8/7 Syracuse #7/8 Michigan State

72
58

Dec. 7, 2010 • New York, N.Y. • Madison Square Garden

Michigan State	FG	3FG	FT	O-D-R	PF	PTS	A	T	B	S	MIN
Delvon Roe, f	3-5	0-0	2-4	2-1-3	4	8	1	1	0	1	24
Garrick Sherman, c	1-3	0-0	0-0	1-1-2	2	2	0	0	0	0	12
Austin Thornton, g	0-1	0-0	0-0	0-0-0	0	0	0	0	0	0	6
Kalin Lucas, g	3-9	1-5	1-2	1-2-3	5	8	2	6	0	3	34
Durrell Summers, g	7-15	4-9	0-1	0-6-6	3	18	1	1	1	0	31
Adreian Payne	0-0	0-0	1-2	0-0-0	0	1	0	1	0	0	5
Keith Appling	1-4	0-2	0-0	0-0-0	1	2	0	3	0	0	14
Mike Kebler	0-0	0-0	0-0	0-0-0	0	0	0	0	0	0	1
Draymond Green	1-6	0-1	4-6	2-9-11	4	6	5	2	0	3	29
Derrick Nix	1-1	0-0	1-1	0-1-1	0	3	0	0	1	1	12
Korie Lucious	4-10	2-7	0-0	0-0-0	1	10	5	2	0	1	32
Team				3-1-4		1					
Totals	21-54	7-24	9-16	9-21-30	20	58	14	17	2	9	200
Total FG%	1st: 12-30 (40.0%)		2nd: 9-24 (37.5%)			Game: 38.9%					
3-PT FG%	1st: 4-12 (33.3%)		2nd: 3-12 (25.0%)			Game: 29.2%					
F Throw%	1st: 1-4 (25.0%)		2nd: 0-2 (66.7%)			Game: 56.3%					

Total FG%	1st: 12-30 (40.0%)	2nd: 9-24 (37.5%)	Game: 38.9%
3-Pt FG%	1st: 4-12 (33.3%)	2nd: 3-12 (25.0%)	Game: 29.2%
F Throw%	1st: 1-4 (25.0%)	2nd: 8-12 (66.7%)	Game: 56.3%

Syracuse	FG	3FG	FT	O-D-R	PF	PTS	A	TO	B	S	MIN
Rick Jackson, f	8-15	0-0	1-2	6-10-16	1	17	1	3	1	0	37
Kris Joseph, f	3-10	0-2	8-9	1-3-4	1	14	1	2	0	4	34
Fab Melo, c	0-3	0-0	0-2	0-0-0	4	0	2	0	0	0	13
Scoop Jardine, g	7-9	1-3	4-6	0-1-1	1	19	3	3	0	2	32
Brandon Triche, g	1-7	0-3	7-8	1-2-3	1	9	4	1	0	2	29
Dion Waiters	1-4	1-3	2-2	0-2-2	0	5	1	2	0	1	19
C.J. Fair	3-5	0-0	0-0	1-1-2	1	6	0	0	0	2	9
Baye Moussa Keita	1-1	0-0	0-0	0-3-3	2	2	1	0	3	0	27
Team				3-4-7							
Totals	24-54	2-11	22-29	12-26-38	11	72	13	11	4	11	200

Total FG%	1st: 15-30 (50.0%)	2nd: 9-24 (37.5%)	Game: 44.4%
3-Pt FG%	1st: 1-5 (20.0%)	2nd: 1-6 (16.7%)	Game: 18.2%
F Throw%	1st: 7-10 (70.0%)	2nd: 15-19 (78.9%)	Game: 75.9%

Officials: Mike Eades, Les Jones, Bryan Kersey

Attendance: 19,391

Halftime Score: SU 38-29

Notes: Syracuse scored 42 points on dunks and layups and 22 points from the foul line, accounting for 64 of their 72 points ... MSU was out-rebounded 38-30, marking its largest deficit on the glass of the season ... Michigan State shot a season-low 29.2 percent from 3-point range ... Durrell Summers knocked down four 3-pointers for the second straight game.

Key Moment: Michigan State cut a 12-point second-half deficit down to two points at 48-46 with 13:12 remaining. The Spartans, however, would go four and a half minutes without a field goal, scoring just one point as Syracuse pushed the lead back up to nine points. During the stretch, MSU committed four turnovers. The Spartans never got closer than six points after that.



2010-11 BOX SCORES

#10

#7/8 Michigan State Oakland

77 76

Dec. 11, 2010 • Auburn Hills, Mich. • Palace of Auburn Hills

Michigan State	FG	3FG	FT	O-D-R	PF	PTS	A	TO	B	S	MIN
Draymond Green, f	4-10	0-0	3-4	2-3-5	2	11	5	1	0	1	29
Garrick Sherman, c	2-3	0-0	0-0	3-4-7	4	4	0	0	0	1	17
Kalin Lucas, g	6-12	3-5	10-12	0-1-1	2	25	5	5	0	2	31
Keith Appling, g	5-9	2-4	0-0	0-4-4	2	12	3	1	0	1	21
Durrell Summers, g	5-12	1-3	1-2	1-4-5	1	12	1	0	0	2	33
Adreian Payne	0-0	0-0	1-2	0-0-0	1	1	0	0	0	2	4
Delvon Roe	3-6	0-0	1-2	0-4-4	2	7	0	0	2	0	20
Austin Thornton	0-1	0-0	0-0	0-0-0	1	0	0	0	0	0	9
Mike Kebler	0-1	0-0	0-0	0-0-0	0	0	0	0	0	0	1
Derrick Nix	0-0	0-0	1-2	2-3-5	1	1	0	0	0	0	9
Korie Lucious	0-8	0-3	4-4	3-2-5	0	4	2	1	0	4	26
Team				2-1-3							
Totals	25-62	6-15	21-28	13-26-39	16	77	16	8	2	13	200

Total FG%	1st: 14-32 (43.8%)	2nd: 11-30 (36.7%)	Game: 40.3%
3-Pt FG%	1st: 4-8 (50.0%)	2nd: 2-7 (28.6%)	Game: 40.0%
F Throw%	1st: 7-9 (77.8%)	2nd: 14-19 (73.7%)	Game: 75.0%

Oakland	FG	3FG	FT	O-D-R	PF	PTS	A	TO	B	S	MIN
Will Hudson, f	4-8	0-0	2-2	3-3-6	3	10	0	0	1	0	33
Keith Benson, c	8-17	0-0	1-5	4-8-12	3	17	1	3	3	0	39
Larry Wright, g	7-10	4-5	3-5	1-2-3	4	21	2	6	2	0	35
Travis Bader, g	1-3	1-3	0-0	0-0-0	1	3	0	0	0	0	13
Reggie Hamilton, g	4-12	2-8	0-0	0-2-2	4	10	4	1	0	0	34
Ledrick Eackles	0-2	0-0	0-0	0-0-0	2	0	1	0	0	0	10
Drew Valentine	3-5	2-2	3-6	1-5-6	1	11	2	2	0	0	24
Ryan Bass	1-1	0-0	0-0	0-0-0	1	2	0	1	0	0	3
Ilija Milutinovic	0-1	0-1	2-2	0-1-1	0	2	0	0	1	0	9
Team				2-5-7							
Totals	28-59	9-19	11-20	11-26-37	19	76	10	14	7	0	200

Total FG%	1st: 13-28 (46.4%)	2nd: 15-31 (48.4%)	Game: 47.5%
3-Pt FG%	1st: 5-10 (50.0%)	2nd: 4-9 (44.4%)	Game: 47.4%
F Throw%	1st: 4-6 (66.7%)	2nd: 7-14 (50.0%)	Game: 55.0%

Officials: Mike Kitts, DJ Carlsensen, Gene Steratore

Attendance: 17,115 **Halftime Score:** MSU 39-35

Notes: Michigan State committed just eight turnovers ... The Spartans recorded 13 steals on Oakland's 14 turnovers, resulting in a 16-7 MSU edge in points off turnovers ... For the first time all season, the Spartans' bench was out-scored by the opponent's reserves ... Kalin Lucas tied career highs with 10 made free throws and 12 free throw attempts ... Michigan State tied its season high with a .750 free-throw percentage ... Detroit native Keith Appling made his first career start, scoring 12 points, the most he'd scored since the season opener ... Detroit native Kalin Lucas finished his career averaging 19.3 points and 5.7 assists at The Palace of Auburn Hills ... Garrick Sherman grabbed a team-high seven rebounds, the most for him since the season opener ... Oakland shot 47.4 percent from 3-point range, a season-high for a Spartan opponent. Larry Wright and Drew Valentine shot a combined 6-of-7 from behind the arc after entering the game shooting a combined 7-of-37.

Key Moment: Oakland scored the first four points of the second half to tie the game at 39. MSU responded with a 10-0 run, sparked by a steal, dunk and 3-pointer by Keith Appling.

#11

#14/15 Michigan State Prairie View A&M

90 51

Dec. 18, 2010 • East Lansing, Mich. • Breslin Center

Michigan State	FG	3FG	FT	O-D-R	PF	PTS	A	TO	B	S	MIN
Draymond Green, f	4-9	1-3	2-3	2-6-8	3	11	4	2	0	2	21
Garrick Sherman, c	1-2	0-0	0-0	1-2-3	4	2	0	0	1	1	15
Kalin Lucas, g	4-13	0-1	2-2	1-2-3	0	10	8	1	0	3	27
Keith Appling, g	3-4	1-2	0-0	0-1-1	1	7	0	0	0	1	10
Durrell Summers, g	10-15	5-7	0-0	2-4-6	4	25	1	2	1	1	27
Matt Heneveld	0-0	0-0	0-0	0-0-0	0	0	0	0	0	0	1
Adreian Payne	1-5	0-0	1-2	0-1-1	2	3	1	0	0	0	15
Delvon Roe	2-4	0-0	6-7	1-4-5	2	10	0	2	2	2	20
Austin Thornton	3-6	1-3	2-2	3-6-9	3	9	1	1	0	0	25
Dan Chapman	0-0	0-0	0-0	0-0-0	0	0	0	0	0	0	2
Mike Kebler	2-2	0-0	4-4	1-0-1	1	8	1	0	0	1	15
Derrick Nix	1-2	0-0	1-2	0-1-1	2	3	0	1	0	1	10
Korie Lucious	0-1	0-1	0-0	1-0-1	0	0	2	1	0	2	8
Nick Giard	0-0	0-0	0-0	0-0-0	0	0	0	0	0	0	2
Anthony Ianni	1-1	0-0	0-0	0-1-1	0	2	0	0	0	0	2
Team				0-1-1							
Totals	32-64	8-17	18-22	12-29-41	22	90	18	10	6	14	200

Total FG%	1st: 16-36 (44.4%)	2nd: 16-28 (57.1%)	Game: 50.0%
3-Pt FG%	1st: 4-12 (33.3%)	2nd: 4-5 (80.0%)	Game: 47.1%
F Throw%	1st: 6-8 (75.0%)	2nd: 12-14 (85.7%)	Game: 81.8%

Prairie View A&M	FG	3FG	FT	O-D-R	PF	PTS	A	TO	B	S	MIN
Cortney Bell, f	3-5	0-0	0-2	2-5-7	4	6	0	3	2	0	20
Demondre Chapman, f	3-6	0-0	7-10	3-2-5	5	13	0	0	0	1	25
Trant Simpson, g	6-20	4-11	1-2	2-2-4	3	17	3	2	0	0	35
Chris Sights, g	0-0	0-0	1-2	0-0-0	1	1	0	3	0	1	11
Tim Meadows, g	2-4	0-0	0-0	0-5-5	1	4	0	2	0	0	19
Jeff Wherry	0-2	0-0	1-2	2-0-2	2	1	3	1	0	1	16
Beloved Rogers	0-2	0-1	1-2	0-0-0	2	1	1	0	0	0	11
Michael Griffin	2-8	1-6	0-0	1-2-3	2	5	2	3	0	1	25
Michael Webb	0-0	0-0	0-0	0-0-0	0	0	0	0	0	0	2
Marvin Adu	0-0	0-0	0-0	0-0-0	1	0	0	0	0	0	5
Duwan Kornegay	0-2	0-1	0-0	0-0-0	0	0	0	1	0	0	9
Kendall Lewis	0-0	0-0	0-0	0-0-0	0	0	0	0	0	0	2
Brandon Webb	1-3	0-0	1-2	0-4-4	2	3	0	6	0	1	19
Aron Walker	0-0	0-0	0-0	0-0-0	0	0	0	0	0	0	1
Team				3-3-6							
Totals	17-52	5-19	12-22	13-23-36	23	51	9	22	2	5	200

Total FG%	1st: 8-20 (40.0%)	2nd: 9-32 (28.1%)	Game: 32.7%
3-Pt FG%	1st: 3-9 (33.3%)	2nd: 2-10 (20.0%)	Game: 26.3%
F Throw%	1st: 8-13 (61.5%)	2nd: 4-9 (44.4%)	Game: 54.5%

Officials: Glenn Mayborg, Dan Dorian, Gerald Williams

Attendance: 14,797 **Halftime Score:** MSU 42-27

Notes: Michigan State's 39-point margin of victory was a season high ... Michigan State forced 22 turnovers and committed just 10, leading to a 25-6 advantage in points off turnovers ... The Spartan defense recorded a season-high 14 steals ... Durrell Summers led four Spartans in double figures with a season-high 25 points ... Kalin Lucas dished out a season-high eight assists and recorded three steals, while committing just one turnover ... The Spartans shot a season-best 81.8 percent from the foul line ... Michigan State shot 29 percent better than Prairie View A&M in the second half, hitting on 57.1 percent of its shots, compared to 28.1 percent for PVAMU ... Mike Kebler scored a career-high eight points.

Key Moment: MSU's early 9-2 lead had been cut to 11-7. The Spartans went on a 10-0 run to claim a 21-7 advantage and never lead by less than 10 after that.

2010-11 BOX SCORES

#12

#18/22 Texas

#12/12 Michigan State

67

55

Dec. 22, 2010 • East Lansing, Mich. • Breslin Center

Michigan State	FG	3FG	FT	O-D-R	PF	PTS	A	T	B	S	MIN
Kalin Lucas, g	5-13	1-4	6-7	0-5-5	2	17	2	3	0	1	33
Adreian Payne, c	1-2	0-0	0-0	2-0-2	4	2	1	1	1	1	9
Delvon Roe, f	1-8	0-0	3-4	5-4-9	1	5	1	3	1	0	27
Durrell Summers, g	4-11	1-3	2-2	3-2-5	3	11	1	4	1	2	32
Draymond Green, f	1-8	0-2	2-4	2-6-8	5	4	1	2	0	0	21
Keith Appling	1-6	0-3	2-2	0-4-4	0	4	0	0	0	0	20
Austin Thornton	0-2	0-0	0-0	1-1-2	0	0	2	0	1	0	10
Mike Kebler	0-0	0-0	0-0	0-0-0	0	0	0	0	0	0	1
Derrick Nix	1-1	0-0	1-1	2-2-4	1	3	0	0	0	0	12
Korie Lucious	1-6	1-4	0-0	0-1-1	2	3	2	3	0	0	19
Garrick Sherman	3-5	0-0	0-0	1-4-5	2	6	0	0	1	0	16
Team				2-2-4							
Totals	18-62	3-16	16-20	18-31-49	20	55	10	16	5	4	200

Total FG%	1st: 11-37 (29.7%)	2nd: 7-25 (28.0%)	Game: 29.0%
3-Pt FG%	1st: 2-9 (22.2%)	2nd: 1-7 (14.3%)	Game: 18.8%
F Throw%	1st: 6-7 (85.7%)	2nd: 10-13 (76.9%)	Game: 80.0%

Texas	FG	3FG	FT	O-D-R	PF	PTS	A	T	B	S	MIN
Gary Johnson, f	5-11	0-0	4-7	1-4-5	3	14	0	2	0	2	29
Jordan Hamilton, f	9-19	3-8	0-1	2-6-8	0	21	3	1	1	3	36
Dogus Balbay, g	1-1	0-0	0-0	0-1-1	4	2	2	1	0	1	13
Cory Joseph, g	3-12	1-3	1-3	0-3-3	2	8	3	1	0	2	36
Tristan Thompson, c	6-13	0-0	5-8	6-9-15	3	17	1	3	1	3	38
Jai Lucas	0-0	0-0	0-0	0-1-1	0	0	0	0	0	0	4
J'Covan Brown	0-2	0-2	0-0	0-1-1	1	0	2	1	1	0	17
Alexis Wangmene	0-1	0-0	0-0	0-1-1	2	0	0	0	0	0	5
Matt Hill	2-4	0-0	1-2	1-3-4	2	5	1	1	0	0	22
Team				3-0-3							
Totals	26-63	4-13	11-21	13-29-42	17	67	12	11	3	11	200

Total FG%	1st: 12-30 (40.0%)	2nd: 14-33 (42.4%)	Game: 41.3%
3-Pt FG%	1st: 1-6 (16.7%)	2nd: 3-7 (42.9%)	Game: 30.8%
F Throw%	1st: 6-12 (50.0%)	2nd: 5-9 (55.6%)	Game: 52.4%

Officials: Gary Maxwell, Paul Janssen, Tom O'Neil

Attendance: 14,797 **Halftime Score:** MSU 31-30

Notes: Michigan State shot a season-low 29.0 percent from the field. In fact, it was the first time the Spartans have shot less than 30 percent in a game since March 11, 2006 (.283 vs. Iowa) ... Adreian Payne made his first collegiate start, but was plagued by foul trouble and played just nine minutes ... Michigan State's starting front line of Payne, Delvon Roe and Draymond Green shot a combined 3-of-18 from the field ... MSU held a 49-42 advantage on the glass, including grabbing a season-high 18 offensive rebounds ... Michigan State connected on a season-low three 3-pointers ... With his 17 points, Kalin Lucas moved into a tie with Raymar Morgan for 10th place in Michigan State career scoring (1,597 points).

Key Moment: An Adreian Payne offensive rebound and put back gave MSU a 32-31 lead with the first basket of the second half, after trailing by as many as nine in the first half. Texas responded with a 16-3 run over the next four-plus minutes to take a 47-35 lead.

#13

#20/19 Michigan State

#14/13 Minnesota

71

62

Dec. 31, 2010 • East Lansing, Mich. • Breslin Center

Michigan State	FG	3FG	FT	O-D-R	PF	PTS	A	T	B	S	MIN
Kalin Lucas, g	4-10	1-1	1-2	0-0-0	1	10	7	2	0	1	33
Delvon Roe, f	3-5	0-0	5-6	5-4-9	4	11	3	1	0	1	28
Keith Appling, g	0-1	0-1	0-0	0-2-2	2	0	1	1	0	1	21
Durrell Summers, g	6-16	4-11	3-4	1-4-5	2	19	0	1	0	0	31
Draymond Green, f	6-11	0-1	2-2	2-4-6	4	14	4	3	1	4	30
Adreian Payne	1-2	0-0	0-0	0-0-0	1	2	0	0	2	1	7
Austin Thornton	0-1	0-1	2-2	1-1-2	0	2	0	0	0	0	6
Mike Kebler	0-1	0-0	0-0	0-0-0	0	0	0	0	0	0	1
Derrick Nix	0-0	0-0	2-4	1-1-2	0	2	0	0	0	0	4
Korie Lucious	4-10	3-9	0-2	1-0-1	0	11	6	0	0	1	28
Garrick Sherman	0-0	0-0	0-0	0-3-3	2	0	0	0	0	0	11
Team				1-3-4							
Totals	24-57	8-24	15-22	12-22-34	16	71	21	8	3	9	200

Total FG%	1st: 8-31 (25.8%)	2nd: 16-26 (61.5%)	Game: 42.1%
3-Pt FG%	1st: 1-14 (7.1%)	2nd: 7-10 (70.0%)	Game: 33.3%
F Throw%	1st: 5-6 (83.3%)	2nd: 10-16 (62.5%)	Game: 68.2%

Minnesota	FG	3FG	FT	O-D-R	PF	PTS	A	T	B	S	MIN
Al Nolen, g	1-4	0-1	2-2	1-1-2	3	4	3	4	0	2	30
Blake Hoffarber, g	4-10	3-8	1-2	0-3-3	1	12	3	2	0	1	34
Trevor Mbakwe, f	7-12	0-0	3-3	2-7-9	4	17	0	2	1	0	22
Rodney Williams, f	2-6	0-2	0-0	1-1-2	4	4	1	0	1	0	26
Ralph Sampson III, c	3-7	0-0	1-2	3-1-4	1	7	0	0	2	0	27
Austin Hollins	0-0	0-0	0-0	0-0-0	0	0	0	2	0	0	4
Gerald Armelin	3-6	0-1	0-0	3-0-3	2	6	1	1	0	0	15
Devoe Joseph	2-7	1-2	0-0	0-2-2	0	5	1	2	0	0	21
Colton Iverson	2-6	0-0	3-4	0-4-4	3	7	0	1	0	0	21
Team				0-1-1							
Totals	24-58	4-14	10-13	13-23-36	18	62	9	14	4	3	200

Total FG%	1st: 11-27 (40.7%)	2nd: 13-31 (41.9%)	Game: 41.4%
3-Pt FG%	1st: 2-4 (50.0%)	2nd: 2-10 (20.0%)	Game: 28.6%
F Throw%	1st: 4-6 (66.7%)	2nd: 6-7 (85.7%)	Game: 76.9%

Officials: Ed Corbett, Antinio Petty, Tim Clougherty

Attendance: 14,797 **Halftime Score:** MINN 28-22

Notes: After three straight halves shooting less than 30 percent from the field, Michigan State shot 61.5 percent in the second half ... Durrell Summers scored 14 of his game-high 19 points in the second half, connecting on 4-of-5 3-pointers in the second half, after going 0-of-6 from behind the arc in the first half ... MSU improved to 10-6 in Big Ten openers under Tom Izzo, including 6-0 at home ... Tom Izzo improved to 14-2 all-time in Big Ten home openers ... With his seven assists, Kalin Lucas tied Earvin "Magic" Johnson with 491 career assists ... Michigan State committed eight turnovers, including just three in the second half ... MSU's two point guards, Kalin Lucas and Korie Lucious, combined for 13 assists and just two turnovers ... Michigan State recorded an assist on 21 of its 24 baskets ... The Spartans connected on just 1-of-14 3-point attempts in the first half, but made 7-of-10 in the second half ... The Spartans' bench was out-scored for just the second time on the season, as Minnesota's reserves out-scored MSU's, 18-17.

Key Moment: Trailing 41-38 early in the second half, MSU went on a 21-3 run over eight minutes to take control of the game.



2010-11 BOX SCORES

#14

#18/19 Michigan State Northwestern

65
62

Jan. 3, 2011 • Evanston, Ill. • Welsh-Ryan Arena

Michigan State	FG	3FG	FT	O-D-R	PF	PTS	A	TO	B	S	MIN
Delvon Roe, f	4-5	0-0	0-0	2-8-10	3	8	2	0	1	1	27
Draymond Green, f	7-11	0-2	1-3	4-7-11	3	15	4	4	2	1	33
Kalin Lucas, g	6-13	0-0	0-1	0-2-2	3	12	3	2	0	1	28
Keith Appling, g	3-6	2-4	0-0	1-4-5	2	8	2	2	5	1	27
Durrell Summers, g	4-14	4-9	0-0	1-3-4	4	12	2	2	0	2	26
Austin Thornton	1-2	0-0	0-0	1-1-2	2	2	0	0	0	0	11
Mike Kebler	0-0	0-0	0-0	0-0-0	0	0	0	0	0	0	2
Korie Lucious	3-8	0-3	0-1	1-1-2	1	6	5	3	1	1	27
Garrick Sherman	0-0	0-0	0-0	0-1-1	1	0	2	1	1	0	14
Adreian Payne	1-1	0-0	0-0	0-2-2	0	2	0	0	2	0	5
Team				4-2-6							
Totals	29-60	6-18	1-5	14-31-45	19	65	20	14	12	7	200

Total FG%	1st: 16-33 (48.5%)	2nd: 13-27 (48.1%)	Game: 48.3%
3-Pt FG%	1st: 3-8 (37.5%)	2nd: 3-10 (30.0%)	Game: 33.3%
F Throw%	1st: 0-0 (0.0%)	2nd: 1-5 (20.0%)	Game: 20.0%

Northwestern	FG	3FG	FT	O-D-R	PF	PTS	A	TO	B	S	MIN
Drew Crawford, f	5-16	3-5	4-6	2-6-8	1	17	1	2	3	1	37
John Shurna, f	1-11	1-5	8-11	2-1-3	2	11	3	1	0	1	39
Luka Mirkovic, c	3-9	0-1	0-0	0-4-4	3	6	1	0	0	0	25
Michael Thompson, g	5-13	2-7	0-0	0-3-3	3	12	4	3	0	4	40
JerShon Cobb, g	1-2	1-1	3-5	0-1-1	1	6	1	1	0	1	24
Mike Capocci	0-0	0-0	0-0	0-0-0	0	0	0	0	0	0	4
Daivide Culettili	2-3	2-2	1-2	2-0-2	1	7	1	1	1	0	15
Alex Marcotullio	1-3	1-2	0-0	0-3-3	1	3	1	2	0	1	16
Team				7-2-9							
Totals	18-57	10-23	16-24	13-20-33	12	62	12	10	4	8	200

Total FG%	1st: 9-27 (33.3%)	2nd: 9-30 (30.0%)	Game: 31.6%
3-Pt FG%	1st: 9-16 (37.5%)	2nd: 4-7 (57.1%)	Game: 43.5%
F Throw%	1st: 7-10 (70.0%)	2nd: 9-14 (64.3%)	Game: 66.7%

Officials: Ted Valentine, Mike Kitts, Paul Cahill

Attendance: 8,117

Halftime Score: MSU 35-31

Notes: Michigan State blocked 12 shots, good for the second-high-est single-game total in school history ... Keith Appling blocked five shots, equaling the fourth-best single-game effort in MSU history and the best ever by a Spartan guard ... The Spartan defense held Northwestern to a season-low .316 field-goal percentage ... The Spartans limited Northwestern to just four made field goals through the first 17 minutes of the second half ... Northwestern was 10-of-23 (.435) from three-point range and 8-of-34 (.235) from two-point range ... Draymond Green recorded his fifth double-double of the season, and his first since Dec. 4 ... Michigan State was just 1-of-5 from the foul line, marking season lows for free throws made and attempted ... Durrell Summers made four 3-pointers, marking the fifth time in the last seven games that he'd made at least four.

Key Moment: MSU held a 63-50 lead with 3:47 left in the game, but Northwestern scored 12 straight points, before Draymond Green's offensive rebound and putback with 12 seconds left sealed the game.

#15

Penn State #18/19 Michigan State

66
62

Jan. 8, 2011 • University Park, Pa. • Bryce Jordan Center

Michigan State	FG	3FG	FT	O-D-R	PF	PTS	A	TO	B	S	MIN
Delvon Roe, f	3-6	0-0	1-3	1-0-1	4	7	2	0	1	0	20
Draymond Green, f	2-10	0-2	1-4	2-8-10	2	5	6	2	3	2	37
Kalin Lucas, g	6-10	2-4	0-0	1-2-3	3	14	2	2	1	1	36
Keith Appling, g	0-2	0-2	0-0	0-3-3	2	0	1	1	0	0	17
Durrell Summers, g	7-16	3-8	4-7	2-3-5	1	21	0	1	0	0	36
Adreian Payne	0-0	0-0	1-2	1-0-1	2	1	0	1	0	0	2
Austin Thornton	0-1	0-0	0-0	1-0-1	3	0	1	0	0	0	5
Mike Kebler	0-0	0-0	0-0	0-0-0	0	0	0	0	0	0	+0
Derrick Nix	2-4	0-0	2-2	2-3-5	2	6	0	1	1	0	11
Korie Lucious	2-5	1-3	0-0	0-1-1	2	5	2	2	0	1	26
Garrick Sherman	1-1	0-0	1-2	0-1-1	0	3	0	1	1	0	10
Team				3-2-5							
Totals	23-55	6-19	10-20	13-23-36	21	62	14	11	7	4	200

Total FG%	1st: 14-30 (46.7%)	2nd: 9-25 (36.0%)	Game: 41.8%
3-Pt FG%	1st: 4-8 (50.0%)	2nd: 2-11 (18.2%)	Game: 31.6%
F Throw%	1st: 4-8 (50.0%)	2nd: 6-12 (50.0%)	Game: 50.0%

Penn State	FG	3FG	FT	O-D-R	PF	PTS	A	TO	B	S	MIN
David Jackson, f	4-13	3-7	0-0	1-6-7	3	11	1	2	1	0	36
Jeff Brooks, f	6-11	0-0	5-6	6-6-12	4	17	3	0	4	1	38
Andrew Jones, c	7-10	0-0	2-4	4-0-4	1	16	1	0	0	0	38
Talor Battle, f	3-14	1-8	6-8	1-5-6	1	13	6	2	0	2	39
Tim Frazier, g	0-3	0-0	1-2	0-4-4	4	1	2	0	0	1	22
Jermaine Marshall	3-4	1-1	1-3	0-0-0	4	8	0	0	0	0	19
Billy Oliver	0-1	0-1	0-0	2-0-2	2	0	0	1	0	0	7
Steve Kirkpatrick	0-1	0-0	0-0	0-0-0	0	0	0	0	0	0	1
Team				1-4-5							
Totals	23-57	5-17	15-23	15-25-40	19	66	13	6	5	4	200

Total FG%	1st: 10-29 (34.5%)	2nd: 13-28 (46.4%)	Game: 40.4%
3-Pt FG%	1st: 2-7 (28.6%)	2nd: 3-10 (30.0%)	Game: 29.4%
F Throw%	1st: 9-12 (75.0%)	2nd: 6-11 (54.5%)	Game: 65.2%

Officials: Ted Hillary, Pat Driscoll, D.J. Carstensen

Attendance: 8,564

Halftime Score: MSU 36-31

Notes: Each team committed just four turnovers in the first half, but in the second half, MSU committed seven, compared to just two for PSU ... MSU lost for the first time ever when Durrell Summers scored 20 or more points, dropping to 11-1 all-time ... MSU's defense held Talor Battle, the Big Ten's leading scorer, to 13 points on 3-of-14 shooting, including 1-of-8 from 3-point range ... Draymond Green led MSU in both rebounding (10) and assists (6) in the same game for the sixth time on the season ... MSU shot 46.7 percent in the first half, including 50.0 percent from 3-point range, but fell to 36.0 percent, including 18.2 percent from behind the arc, in the second ... Kalin Lucas started his 100th career game.

Key Moment: MSU went ahead 61-60 on a Delvon Roe putback with 3:14 left and forced a stop. But Durrell Summers turned the ball over on the ensuing position. The Spartans then forced a miss, but Andrew Jones went over Draymond Green for a putback basket giving PSU a 62-61 lead it would not give up.

2010-11 BOX SCORES

#16

#-124 Michigan State

#20/21 Wisconsin

64

61 (ot)

Jan. 11, 2011 • East Lansing, Mich. • Breslin Center

Michigan State	FG	3FG	FT	O-D-R	PF	PTS	A	T	B	S	MIN
Kalin Lucas, g	4-17	0-3	9-12	1-3-4	4	17	6	3	0	0	36
Durrell Summers, g	1-6	0-5	1-2	1-5-6	1	3	0	1	0	0	38
Keith Appling, g	2-3	1-1	0-0	0-2-2	4	5	0	2	1	1	26
Delvon Roe, f	2-2	0-0	0-2	3-2-5	2	4	2	1	1	1	32
Draymond Green, f	8-17	3-5	7-9	4-5-9	3	26	4	2	2	2	38
Adreian Payne	2-3	0-0	0-0	1-2-3	0	4	0	1	0	0	11
Austin Thornton	1-1	0-0	0-0	1-2-3	1	2	1	0	0	1	12
Mike Kebler	0-0	0-0	0-0	0-0-0	0	0	0	0	0	0	+
Derrick Nix	0-0	0-0	0-0	0-0-0	0	0	0	0	0	0	5
Korie Lucious	1-3	1-2	0-0	0-2-2	0	3	2	1	1	1	22
Garrick Sherman	0-1	0-0	0-0	0-0-0	1	0	0	0	0	0	5
Team				2-3-5							
Totals	21-53	5-16	17-25	13-26-39	16	64	15	11	5	5	225

Total FG%	1st: 8-25 (32.0%)	2nd: 11-23 (47.8%)	OT: 2-5 (40.0%)	Game: 39.6%
3-Pt FG%	1st: 0-0 (0.0%)	2nd: 4-7 (57.1%)	OT: 1-1 100.0%	Game: 31.3%
F Throw%	1st: 4-5 (80.0%)	2nd: 7-12 (58.3%)	OT: 6-8 (75.0%)	Game: 68.0%

Wisconsin	FG	3FG	FT	O-D-R	PF	PTS	A	T	B	S	MIN
Jordan Taylor, g	8-20	2-5	3-4	2-5-7	3	21	3	2	0	1	40-
Tim Jarmusz, g	0-2	0-2	2-2	0-2-2	1	2	2	0	0	0	33
Jon Leuer, f	3-9	1-2	3-3	2-5-7	3	10	1	3	1	0	36
Rob Wilson, f	1-8	0-2	2-2	0-1-1	2	4	3	1	0	0	32
Keaton Nankivill, c	6-8	5-6	0-0	1-3-4	5	17	0	2	3	3	38
Wquinton Smith	0-1	0-0	0-0	0-0-0	1	0	0	0	0	0	5
Ryan Evans	0-0	0-0	0-0	0-1-1	1	0	0	1	0	0	4
Josh Gasser	2-2	0-0	1-1	1-3-4	3	5	3	0	0	1	19
Mike Bruesewitz	1-4	0-3	0-0	2-0-2	1	2	0	0	0	1	12
Jared Berggren	0-1	0-0	0-0	0-0-0	0	0	0	1	0	0	6
Team				1-1-2							1
Totals	21-55	8-20	11-12	9-21-30	20	61	12	11	4	6	225

Total FG%	1st: 9-23 (39.1%)	2nd: 10-28 (35.7%)	OT: 2-4 (50.0%)	Game: 38.2%
3-Pt FG%	1st: 3-8 (37.5%)	2nd: 5-12 (41.7%)	OT: 0-0 (0.0%)	Game: 40.0%
F Throw%	1st: 2-2 (100.0%)	2nd: 5-5 (100.0%)	OT: 4-5 (80.0%)	Game: 91.7%

Officials: John Higgins, Ted Valentine, Lamont Simpson

Attendance: 14,797 **Halftime Score:** WIS 23-20

End of Regulation Score: 53-53

Notes: MSU recorded its first overtime win since a 62-59 double overtime victory at Ohio State on Jan. 15, 2006, and its first home overtime win since Jan. 13, 2001, a 69-59 decision over the Badgers ... Eleven years earlier to the date, MSU defeated Indiana, 77-71, in overtime in Breslin Center. Morris Peterson forced overtime with a game-tying 3-pointer just feet from where Korie Lucious' triple tied the Badgers in regulation ... MSU's 64 points were the fewest in a Spartan win since scoring 59 against Northern Iowa in the Sweet 16 of the 2010 NCAA Tournament ... With six assists against Wisconsin, Kalin Lucas became the fourth Spartan to record 1,500 career points and 500 career assists ... Draymond Green scored a career-high 26 points, including the first eight of overtime ... MSU's defense held Jon Leuer to 19 points on 3-of-9 shooting. Leuer entered the game averaging 19.3 points ... MSU and UW each committed 11 turnovers. The Badgers had committed just 13 in the three previous Big Ten games.

Key Moment: MSU trailed 53-44 with 2:37 left before scoring nine straight points. The run started with a 3-pointer from Draymond Green and ended with a 3-pointer from Korie Lucious with 48 seconds left. MSU forced four UW turnovers in the final 1:05.



Draymond Green scored a career-high 26 points, including the first eight in overtime, in MSU's 64-61 win over Wisconsin.



Keith Appling scored a career-high 19 points in a 71-67 overtime win against Northwestern, including connecting on a career-best five 3-pointers.

COACHES

2011-12 SPARTANS

2010-11 REVIEW

HISTORY

RECORDS

POSTSEASON

MEDIA INFO



2010-11 BOX SCORES

#17

#-/24 Michigan State

Northwestern • East Lansing, Mich. • Breslin Center

71

67 (ot)

Michigan State	FG	3FG	FT	O-D-R	PF	PTS	A	TO	B	S	MIN
Kalin Lucas, g	5-10	2-3	6-6	0-2-2	3	18	4	3	0	2	38
Delvon Roe, f	2-5	0-0	1-2	2-4-6	2	5	1	0	5	1	37
Keith Appling, g	6-11	5-8	2-2	1-3-4	0	19	2	5	0	1	30
Durrell Summers, g	2-5	0-1	0-0	0-4-4	3	4	0	2	0	0	30
Draymond Green, f	3-9	0-1	10-10	3-5-8	5	16	2	1	1	2	32
Adreian Payne	0-0	0-0	0-0	2-0-2	1	0	0	1	0	0	8
Austin Thornton	0-1	0-1	0-0	0-3-3	2	0	0	0	0	0	7
Mike Kebler	0-0	0-0	0-0	0-0-0	0	0	0	0	0	0	1
Derrick Nix	2-3	0-0	1-2	0-2-2	0	5	0	0	0	0	7
Korie Lucious	0-8	0-5	3-4	0-3-3	2	3	6	3	0	0	31
Garrick Sherman	0-0	0-0	1-2	0-0-0	1	1	0	0	0	0	4
Team				1-2-3							
Totals	20-52	7-19	24-28	9-28-37	19	71	15	15	6	6	225

Total FG%	1st: 6-23 (26.1%)	2nd: 12-24 (50.0%)	OT: 2-5 (40.0%)	Game: 38.5%
3-Pt FG%	1st: 3-10 (30.0%)	2nd: 3-6 (50.0%)	OT: 1-3 (33.3%)	Game: 36.8%
F Throw%	1st: 3-4 (75.0%)	2nd: 15-16 (93.8%)	OT: 6-8 (75.0%)	Game: 85.7%

Northwestern

Northwestern	FG	3FG	FT	O-D-R	PF	PTS	A	T	B	S	MIN
Drew Crawford, f	7-12	2-4	0-0	1-3-4	4	16	0	4	1	1	39
Luka Mirkovic, c	4-7	0-0	2-3	0-3-3	4	10	2	6	0	1	23
Michael Thompson, g	3-8	2-7	1-0	0-3-3	4	15	5	1	0	0	45
JerShon Cobb, g	4-7	1-3	0-0	0-4-4	3	9	1	0	0	1	35
John Shurna, f	2-10	0-4	2-3	1-7-8	1	6	3	2	0	0	33
Mike Capocci	0-0	0-0	0-0	0-0-0	0	0	0	0	0	0	4
Alex Marcotullio	2-4	1-2	0-0	0-0-0	0	5	0	1	0	1	24
Ivan Peljusic	0-0	0-0	0-0	0-0-0	1	0	0	0	0	1	0+
Daivide Curretti	2-5	0-0	2-2	0-3-3	4	6	2	0	0	0	22
Team				0-2-2							2
Totals	24-53	6-20	13-18	2-25-27	21	67	13	16	1	5	225

Total FG%	1st: 8-24 (33.3%)	2nd: 13-23 (56.5%)	OT: 3-6 (50.0%)	Game: 45.3%
3-Pt FG%	1st: 2-10 (20.0%)	2nd: 3-7 (42.9%)	OT: 1-3 (33.3%)	Game: 30.0%
F Throw%	1st: 5-6 (83.3%)	2nd: 8-10 (80.0%)	OT: 0-0 (0.0%)	Game: 72.2%

Officials: Tom O'Neil, Terry Oglesby, Tim Clougherty

Attendance: 14,797

Halftime Score: NU 23-18

End of Regulation Score: 60-60

Notes: For the first time in program history, MSU played back-to-back home overtime games. It is just the fourth instance of back-to-back overtime games in school history and the first since November 2005. MSU previously played back-to-back Big Ten overtime games in 2004 ... The win over NU marked the 1,500th victory in program history ... MSU, led by Delvon Roe, held NU's John Shurna to a season-low six points on 2-of-10 shooting. Shurna entered the game averaging 20.1 points ... Keith Appling registered career highs in points (19), field goals (6), 3-pointers (5) and minutes (35) ... In the first half, MSU scored a season-low 18 points on 26.1 percent shooting, but improved to score 42 second-half points on 50.0 percent shooting ... MSU forced 16 NU turnovers, a season high for the Wildcats. NU had been ninth nationally with an average of only 10.9 turnovers per game ... Draymond Green made a career-high 10 free throws in 10 attempts. It marks the 31st time in Spartan history a player has made all 10 or more of his free throws in a game ... Delvon Roe tied his career high with five blocks ... MSU shot a season-best .857 from the foul line (24-of-28).

Key Moment: NU held a 65-62 lead in OT with possession of the ball. Draymond Green then stole the ball at midcourt and went in for a dunk. After a NU turnover, Keith Appling hit a 3-pointer in front of the MSU bench, giving the Spartans the lead for good at 67-65.

#18

#23/22 Illinois

#17/18 Michigan State

71

62

Jan. 18, 2011 • Champaign, Ill. • Assembly Hall

Michigan State	FG	3FG	FT	O-D-R	PF	PTS	A	T	B	S	MIN
Delvon Roe, f	3-5	0-0	2-2	7-3-10	2	8	1	1	0	2	29
Draymond Green, f	5-14	1-4	1-1	3-3-6	5	12	4	0	0	0	33
Adreian Payne, c	1-3	0-0	0-0	2-2-4	0	2	0	0	1	0	10
Kalin Lucas, g	7-14	1-5	0-0	0-2-2	4	15	2	3	0	0	28
Keith Appling, g	1-5	1-5	0-0	1-3-4	4	3	1	0	0	0	28
Austin Thornton	0-0	0-0	0-0	0-0-0	0	0	0	1	0	0	2
Durrell Summers	4-12	3-7	2-2	0-0-0	2	13	0	2	1	2	29
Mike Kebler	0-0	0-0	0-0	0-0-0	0	0	0	0	0	0	4
Derrick Nix	2-3	0-0	2-4	3-3-6	3	6	1	1	0	0	11
Korie Lucious	1-8	1-5	0-0	1-1-2	2	3	3	0	0	0	24
Garrick Sherman	0-0	0-0	0-0	0-0-0	0	0	0	1	0	0	2
Team				1-0-1							
Totals	24-64	7-26	7-9	18-17-35	22	62	12	9	2	4	200

Total FG%	1st: 15-32 (46.9%)	2nd: 9-32 (28.1%)	Game: 37.5%
3-Pt FG%	1st: 4-12 (33.3%)	2nd: 3-14 (21.4%)	Game: 26.9%
F Throw%	1st: 3-4 (75.0%)	2nd: 4-5 (80.0%)	Game: 77.8%

Illinois

Illinois	FG	3FG	FT	O-D-R	PF	PTS	A	T	B	S	MIN
Mike Davis, f	4-6	0-0	3-4	3-8-11	2	11	0	0	0	0	38
Bill Cole, f	0-1	0-1	0-0	0-1-1	1	0	1	0	0	1	17
Mike Tisdale, c	2-5	0-2	1-2	1-2-3	3	5	0	2	0	0	23
D.J. Richardson, g	2-5	2-4	0-0	0-0-0	2	6	1	0	0	0	29
Demetri McCamey, g	4-11	2-4	5-8	1-2-3	1	15	11	3	0	2	37
Brandon Paul	7-11	4-6	2-3	0-3-3	0	20	1	1	1	1	26
Meyers Leonard	0-0	0-0	0-0	1-1-2	2	0	0	1	0	0	5
Jereme Richmond	6-8	0-0	2-2	1-4-5	1	14	3	1	0	0	23
Tyler Griffey	0-0	0-0	0-0	0-0-0	0	0	0	1	0	0	2
Team				0-1-1							1
Totals	25-47	8-17	13-19	7-22-29	12	71	17	10	1	4	200

Total FG%	1st: 16-26 (61.5%)	2nd: 9-21 (42.9%)	Game: 53.2%
3-Pt FG%	1st: 6-9 (66.7%)	2nd: 2-8 (25.0%)	Game: 47.1%
F Throw%	1st: 3-5 (60.0%)	2nd: 10-14 (71.4%)	Game: 68.4%

Officials: Ed Hightower, Gene Steratore, Pat Driscoll

Attendance: 16,618

Halftime Score: ILL 41-37

Notes: Illinois became the first Spartan opponent to shoot over 50 percent from the field (53.2 percent) on the season ... Michigan State lost for the first time on the year when committing fewer turnovers than its opponent. The Spartans, however, converted 10 Illini turnovers into just five points, while Illinois turned nine MSU turnovers into 15 points ... Delvon Roe grabbed a season-best seven offensive rebounds, as MSU tied its season high with 18 offensive boards. The Spartans held a 16-7 edge in second-chance points ... MSU shot 46.9 percent in the first half, but just 28.1 percent in the second half ... Illinois made just 1-of-9 field goals in the final 11 minutes, but converted on 10-of-14 foul shots ... MSU pulled within two points at 59-57 with 8:50 left, but hit just two of its final 18 field-goal attempts after that point ... The game was the 12th-straight in the series to be decided by 10 points or less.

Key Moment: A Delvon Roe tip-in cut Illinois' lead to 59-57 with 8:50 left after trailing by as many as 10 points in the second half. MSU was then scoreless for the next three minutes, as the Illini pushed the lead back up to eight points.

2010-11 BOX SCORES

#19

#14/13 Purdue
#17/18 Michigan State
 Jan. 22, 2011 • West Lafayette, Ind. • Mackey Arena

86
76

Michigan State	FG	3FG	FT	O-D-R	PF	PTS	A	TO	B	S	MIN
Delvon Roe, f	6-9	0-0	4-5	2-2-4	2	16	0	2	1	3	31
Draymond Green, f	8-15	4-6	1-2	4-7-11	4	21	6	2	1	0	35
Durrell Summers, g	4-10	3-8	0-0	0-1-1	4	11	0	1	0	2	34
Kalin Lucas, g	3-16	1-1	2-2	2-1-3	5	9	6	3	1	1	31
Keith Appling, g	3-3	1-1	2-2	3-0-3	3	9	0	0	0	0	21
Adreian Payne	1-2	0-0	0-0	0-0-0	0	2	0	0	0	1	6
Austin Thornton	0-0	0-0	0-0	0-2-2	0	0	0	0	0	0	8
Mike Kebler	0-0	0-0	0-0	0-0-0	3	0	0	1	0	0	6
Derrick Nix	1-1	0-0	0-0	2-0-2	0	2	0	1	0	0	5
Korie Lucious	2-7	1-4	1-2	0-1-1	3	6	6	1	1	0	23
Garrick Sherman	0-0	0-0	0-0	1-0-1	0	0	0	0	0	0	1
Team				0-4-4							
Totals	28-63	10-20	10-13	14-18-32	24	76	18	11	4	7	200

Total FG%	1st: 12-29 (41.4%)	2nd: 16-34 (47.1%)	Game: 44.4%
3-Pt FG%	1st: 4-9 (44.4%)	2nd: 6-11 (54.5%)	Game: 50.0%
F Throw%	1st: 3-4 (75.0%)	2nd: 7-9 (77.8%)	Game: 76.9%

Purdue	FG	3FG	FT	O-D-R	PF	PTS	A	TO	B	S	MIN
Lewis Jackson, g	6-9	0-0	7-8	2-3-5	1	19	2	2	0	0	32
Ryne Smith, g	2-3	2-3	0-1	1-5-6	1	6	1	0	0	0	31
JaJuan Johnson, c	7-13	0-1	6-7	0-4-4	2	20	0	1	1	1	39
E'Twaun Moore, g	9-18	3-6	5-8	1-4-5	1	26	4	0	0	3	39
Travis Carroll, f	0-1	0-0	0-0	0-1-1	1	0	0	1	1	0	8
Terone Johnson	1-1	0-0	0-0	0-0-0	0	2	0	2	0	0	8
Kelsey Barlow	1-1	0-0	4-6	0-1-1	2	6	4	2	2	0	19
D.J. Byrd	3-4	1-2	0-0	1-1-2	0	7	3	1	0	1	20
John Hart	0-0	0-0	0-0	0-0-1	0	0	0	0	0	0	1
Sandi Marcus	0-0	0-0	0-0	0-0-0	0	0	0	0	0	0	3
Team				2-3-5							
Totals	29-50	6-12	22-30	7-22-29	9	86	14	9	4	5	200

Total FG%	1st: 18-29 (62.1%)	2nd: 11-21 (52.4%)	Game: 58.0%
3-Pt FG%	1st: 4-8 (50.0%)	2nd: 2-4 (50.0%)	Game: 50.0%
F Throw%	1st: 1-1 (100.0%)	2nd: 21-29 (72.4%)	Game: 73.3%

Officials: Mike Kitts, Ted Valentine, Bo Boroski
Attendance: 14,123 **Halftime Score:** PUR 41-31

Notes: Purdue was the second straight opponent to shoot better than 50 percent from the field ... The 37 combined points for Draymond Green (21) and Delvon Roe (16) are the most by a Spartan power forward and center since Goran Suton (27) and Marquise Gray (19) combined for 46 vs. Loyola on Dec. 30, 2006, and the most in a Big Ten game since Alan Anderson (28) and Paul Davis (13) combined for 41 vs. Wisconsin on Feb. 24, 2005 ... Delvon Roe's 16 points equaled his career best ... Draymond Green (21 pts., 11 reb.) recorded his sixth double-double of the season and the first 20-point, 10-rebound game of his career ... Michigan State committed nine turnovers in the first half, resulting in 12 Boilermaker points, but committed just two in the second half, resulting in four points ... Michigan State's 50 percent 3-point shooting was its best effort in Big Ten play, while its 44.4 percent field-goal shooting snapped a string of three straight games under 40 percent.

Key Moment: With the score tied at 26 with 5:56 left, Purdue scored 15 of the next 17 points, as MSU missed 6-of-7 shots and committed four turnovers.

#20

Michigan
#25/- Michigan State
 Jan. 27, 2011 • East Lansing, Mich. • Breslin Center

61
57

Michigan State	FG	3FG	FT	O-D-R	PF	PTS	A	TO	B	S	MIN
Delvon Roe, f	0-3	0-0	1-4	1-3-4	4	1	1	2	2	2	28
Draymond Green, f	4-8	1-4	0-1	1-2-3	5	9	5	2	1	4	34
Durrell Summers, g	4-9	2-5	3-4	3-7-10	2	13	1	1	1	0	27
Kalin Lucas, g	10-18	1-5	6-6	0-2-2	2	27	3	2	0	1	37
Keith Appling, g	2-6	1-4	0-0	0-2-2	2	5	0	1	1	0	35
Adreian Payne	0-0	0-0	0-0	0-0-0	0	0	0	0	0	0	3
Austin Thornton	0-1	0-1	0-1	1-1-2	0	0	0	0	3	0	10
Mike Kebler	1-3	0-0	0-0	0-2-2	0	2	1	1	1	0	15
Derrick Nix	0-0	0-0	0-0	0-0-0	1	0	0	0	0	0	6
Garrick Sherman	0-0	0-0	0-0	0-2-2	0	0	0	0	0	0	5
Team				2-0-2							
Totals	21-48	5-19	10-16	8-21-29	16	57	11	12	6	8	200

Total FG%	1st: 10-20 (50.0%)	2nd: 11-28 (39.3%)	Game: 43.8%
3-Pt FG%	1st: 1-6 (16.7%)	2nd: 4-13 (30.8%)	Game: 26.3%
F Throw%	1st: 6-11 (54.5%)	2nd: 4-5 (80.0%)	Game: 62.5%

Michigan	FG	3FG	FT	O-D-R	PF	PTS	A	TO	B	S	MIN
Zack Novak, f	6-9	6-8	1-1	0-6-6	3	19	2	1	0	1	37
Darius Morris, g	7-10	2-2	1-3	2-2-4	3	17	8	4	0	2	40
Tim Hardaway Jr., g	3-12	1-4	3-6	2-6-8	1	10	1	0	0	2	37
Evan Smotrycz, f	0-3	0-3	0-0	1-2-3	1	0	0	1	0	0	18
Jordan Morgan, c	2-3	0-0	0-1	0-1-1	3	4	0	3	1	0	24
Stu Douglass	3-7	1-4	0-0	0-4-4	1	7	2	2	0	1	28
Matt Vogrich	0-0	0-0	0-0	0-0-0	0	0	0	0	0	0	3
Jon Horford	1-1	0-0	0-1	0-2-2	2	2	0	0	0	0	11
Blake McLimans	0-0	0-0	0-0	0-0-0	0	0	0	1	0	0	0+
Colton Christian	1-1	0-0	0-0	0-0-0	0	2	0	0	0	0	2
Team				1-0-1							
Totals	23-46	10-21	5-12	6-23-29	14	61	13	13	1	6	200

Total FG%	1st: 13-26 (50.0%)	2nd: 10-20 (50.0%)	Game: 50.0%
3-Pt FG%	1st: 6-12 (50.0%)	2nd: 4-9 (44.4%)	Game: 47.6%
F Throw%	1st: 1-2 (50.0%)	2nd: 4-10 (40.4%)	Game: 41.7%

Officials: Ed Hightower, Pat Driscoll, Antinio Pety
Attendance: 14,797 **Halftime Score:** MICH 33-27

Notes: Kalin Lucas' 27 points were a personal best for a Big Ten game. With the 27 points he jumped to eighth place in MSU career scoring ... In the first half, Michigan made 6-of-12 3-point field goals, compared to just 1-of-6 for MSU ... MSU had just two points off the bench, a season-low for the Spartans ... Durrell Summers recorded his first double-double of the season, scoring 13 points and grabbing a season-high 10 rebounds.

Key Moment: MSU held a 16-11 lead early in the first half. Michigan answered with a 13-2 run to take a 24-18 run and never trailed after that.



2010-11 BOX SCORES

#21

#25/- Michigan State

Indiana

84

83 (ot)

Jan. 30, 2011 • East Lansing, Mich. • Breslin Center

Michigan State	FG	3FG	FT	O-D-R	PF	PTS	A	T	B	S	MIN
Delvon Roe, f	3-6	0-0	4-7	4-5-9	5	10	2	0	2	1	28
Draymond Green, f	7-15	2-4	3-4	5-8-13	4	19	5	2	1	2	33
Durrell Summers, g	6-16	2-7	3-3	0-2-2	0	17	1	1	0	1	34
Kalin Lucas, g	8-18	3-7	7-8	0-1-1	1	26	4	1	0	1	43
Keith Appling, g	1-5	1-4	0-0	2-3-5	1	3	2	2	2	1	37
Adreian Payne	0-0	0-0	0-0	0-0-0	1	0	0	0	0	0	2
Austin Thornton	0-1	0-1	0-0	0-2-2	2	0	1	0	0	0	9
Mike Kebler	0-1	0-0	0-0	0-1-1	2	0	0	0	0	0	12
Derrick Nix	3-4	0-0	3-5	1-2-3	2	9	3	2	1	1	23
Garrick Sherman	0-0	0-0	0-0	0-0-0	0	0	0	0	0	0	4
Team				0-0-0							
Totals	28-66	8-23	20-27	12-24-36	18	84	18	8	6	7	225

Total FG%	1st: 16-35 (45.7%)	2nd: 11-28 (39.3%)	OT: 1-3 (33.3%)	Game: 42.4%
3-Pt FG%	1st: 4-8 (50.0%)	2nd: 4-14 (28.6%)	OT: 0-1 (0.0%)	Game: 34.8%
F Throw%	1st: 4-6 (66.7%)	2nd: 13-17 (76.5%)	OT: 3-4 (75.0%)	Game: 74.1%

Indiana	FG	3FG	FT	O-D-R	PF	PTS	A	T	B	S	MIN
Jordan Hulls, g	6-16	1-5	4-4	0-4-4	1	17	4	2	0	1	39
Christian Watford, f	5-15	4-8	7-10	1-4-5	4	21	0	4	0	0	38
Jeremiah Rivers, g	3-7	1-2	3-5	0-4-4	4	10	3	3	0	0	32
Will Sheehy, f	4-6	0-0	0-0	2-0-2	0	8	1	1	0	2	17
Tom Prichard, c	1-3	0-0	0-3	2-5-4	4	2	3	0	2	0	32
Victor Oladipo	5-5	1-1	0-0	1-0-1	2	11	1	2	0	0	19
Daniel Moore	0-0	0-0	0-0	0-1-1	1	0	2	1	0	1	4
Bobby Capobianco	0-0	0-0	0-0	0-1-1	2	0	0	0	0	0	8
Matt Roth	4-5	4-5	0-0	0-1-1	1	12	0	0	0	0	26
Derek Elston	1-2	0-0	0-0	1-3-4	3	2	0	0	0	0	10
Team				4-2-6							
Totals	29-59	11-21	14-22	11-25-36	22	83	14	13	2	4	225

Total FG%	1st: 14-26 (53.8%)	2nd: 13-23 (56.5%)	OT: 2-10 (20.0%)	Game: 49.2%
3-Pt FG%	1st: 7-9 (77.8%)	2nd: 4-7 (57.1%)	OT: 0-5 (0.0%)	Game: 52.4%
F Throw%	1st: 8-12 (66.7%)	2nd: 6-10 (60.0%)	OT: 0-0 (0.0%)	Game: 63.6%

Officials: John Cahill, Gene Steratore, Mike Sanzere

Attendance: 14,797 Halftime Score: IND 43-40

End of Regulation Score: 79-79

Notes: The win marked MSU's third overtime home victory of the season, a first in program in history ... Kalin Lucas scored a game-high 26 points one game after scoring 27 against Michigan, marking the first back-to-back 25-plus point games of his career ... Derrick Nix established personal bests for minutes (23) and assists (3), and added nine points ... Tom Izzo improved to 7-1 all-time on his birthday, including 6-0 in home contests ... MSU won its 16th straight game against the Hoosiers in Breslin Center ... Kalin Lucas played a career-high 43 minutes, while Keith Appling's 37 minutes also were a personal best ... With his 13 boards and five assists, it was the eighth game this season that Draymond Green led the Spartans in both categories.

Key Moment: Indiana held a 78-75 lead and Jeremiah Rivers went to the foul line for a 1-and-1 with 42 seconds left. He missed the front end and Lucas drove for a layup, cutting the deficit to one. Rivers was fouled again with 19 seconds left, making one-of-two. In MSU's possession, Draymond Green was fouled with 2.9 seconds remaining and calmly knocked down both foul shots to send the game into overtime.

#22

Iowa
Michigan State

72

52

Feb. 2, 2011 • Iowa City, Iowa • Carver-Hawkeye Arena

Michigan State	FG	3FG	FT	O-D-R	PF	PTS	A	T	B	S	MIN
Delvon Roe, f	0-2	0-0	0-0	2-1-3	3	0	1	1	1	0	16
Draymond Green, f	5-11	1-3	0-0	1-4-5	4	11	2	5	0	2	30
Kalin Lucas, g	5-16	1-4	6-6	1-1-2	0	17	0	1	0	1	30
Keith Appling, g	0-5	0-3	0-0	0-1-1	3	0	4	2	0	1	32
Durrell Summers, g	2-7	2-7	0-0	1-2-3	1	6	1	3	0	0	28
Adreian Payne	1-1	0-0	2-4	1-1-2	0	4	0	1	0	0	15
Austin Thornton	0-4	0-1	0-0	1-3-4	1	0	0	0	0	1	17
Mike Kebler	0-0	0-0	0-0	1-0-1	2	0	2	0	0	0	13
Derrick Nix	5-9	0-0	2-4	5-0-5	0	12	0	1	0	0	12
Garrick Sherman	1-1	0-0	0-0	0-1-1	0	2	1	2	1	0	7
Team				3-1-4							
Totals	19-56	4-18	10-14	16-15-31	14	52	11	17	2	5	200

Total FG%	1st: 7-29 (24.1%)	2nd: 12-27 (44.4%)	Game: 33.9%
3-Pt FG%	1st: 0-9 (0.0%)	2nd: 4-9 (44.4%)	Game: 22.2%
F Throw%	1st: 6-7 (85.7%)	2nd: 4-7 (57.1%)	Game: 71.4%

Iowa	FG	3FG	FT	O-D-R	PF	PTS	A	T	B	S	MIN
Melsahn Basabe, f	2-6	0-0	0-0	0-3-3	3	4	0	0	2	0	20
Eric May, g	4-5	0-0	3-4	0-1-1	2	11	1	3	1	0	24
Jarryd Cole, f	6-6	0-0	1-2	0-9-9	4	13	1	0	1	2	29
Matt Gatens, g	6-11	2-3	5-5	2-1-3	0	19	2	2	0	4	36
Bryce Cartwright, g	6-12	0-2	0-0	0-3-3	1	12	10	4	0	0	37
Roy Devyn Marble	1-3	0-1	0-0	0-0-0	0	2	4	0	0	0	13
Zach McCabe	2-4	1-3	0-0	0-2-2	3	5	0	0	0	1	13
Andrew Brommer	3-4	0-0	0-0	2-0-2	1	6	1	2	0	0	14
Devon Archie	0-1	0-0	0-0	1-5-6	0	0	0	1	1	0	14
Team				3-0-3							
Totals	30-52	3-9	9-11	8-24-32	14	72	19	12	5	7	200

Total FG%	1st: 19-29 (65.5%)	2nd: 11-23 (47.8%)	Game: 57.7%
3-Pt FG%	1st: 3-4 (75.0%)	2nd: 0-5 (0.0%)	Game: 33.3%
F Throw%	1st: 0-0 (0.0%)	2nd: 9-11 (81.8%)	Game: 81.8%

Officials: Jim Burr, Tom O'Neill, Ted Hillary

Attendance: 12,158 Halftime Score: Iowa 41-20

Notes: Derrick Nix scored a career-high 12 points ... Iowa shot 65.5 percent in the first half, compared to 24.1 percent for MSU ... At one point in the first half, the Hawkeyes made 10 consecutive shots, and 15-of-16 ... MSU held a 16-8 edge on the offensive glass, leading to a 12-2 advantage in second chance points ... Iowa turned 17 Spartan turnovers into 30 points.

Key Moment: MSU had cut its 22-point first half deficit down to 16 with 2:37 left in the half, and were poised to creep even closer before halftime. Iowa, however, scored five points in the final minute to extend the halftime lead up to 21.

2010-11 BOX SCORES

#23

#19/18 Wisconsin

Michigan State

82

56

Feb. 6, 2011 • Madison, Wis. • Kohl Center

Michigan State	FG	3FG	FT	O-D-R	PF	PTS	A	TO	B	S	MIN
Draymond Green, f	4-10	0-4	5-6	1-1-2	2	13	2	2	0	0	33
Derrick Nix, c	0-0	0-0	0-0	0-0-0	2	0	0	0	0	0	7
Kalin Lucas, g	8-14	2-4	2-2	0-0-0	1	20	3	1	0	1	38
Keith Appling, g	2-3	1-2	1-1	0-3-3	4	6	0	1	0	1	19
Durrell Summers, g	3-12	0-2	1-2	2-1-3	3	7	0	1	0	0	32
Adreian Payne	0-2	0-0	0-0	2-1-3	2	0	0	1	0	0	12
Delvon Roe	0-0	0-0	0-0	1-1-2	2	0	0	1	0	0	20
Austin Thornton	0-2	0-2	4-4	0-2-2	2	4	2	0	0	0	13
Mike Kebler	1-1	0-0	0-0	0-0-0	1	2	2	0	0	1	14
Garrick Sherman	2-2	0-0	0-1	0-2-2	1	4	0	0	0	0	12
Team				0-1-1							
Totals	20-46	3-14	13-16	6-12-18	20	56	9	7	0	3	200

Total FG%	1st: 11-23 (47.8%)	2nd: 9-23 (39.1%)	Game: 43.5%
3-Pt FG%	1st: 2-6 (33.3%)	2nd: 1-8 (12.5%)	Game: 21.4%
F Throw%	1st: 1-2 (50.0%)	2nd: 12-14 (85.7%)	Game: 81.3%

Wisconsin	FG	3FG	FT	O-D-R	PF	PTS	A	TO	B	S	MIN
Jon Leuer, f	7-14	2-4	4-4	0-6-6	1	20	1	4	0	1	30
Keaton Nankivil, f	3-3	3-3	2-2	0-1-1	3	11	0	2	0	1	29
Jordan Taylor, g	9-13	3-4	9-10	0-1-1	2	30	6	1	0	0	35
Josh Gasser, g	2-2	1-1	0-0	0-2-2	1	5	0	0	0	0	33
Tim Jarmusz, g	1-1	1-1	6-6	2-0-2	1	9	1	0	0	0	25
Ben Brust	1-1	1-1	0-0	0-0-0	0	3	0	0	0	0	1
Wquinton Smith	0-0	0-0	0-0	0-1-1	0	0	1	1	0	0	2
Ryan Evans	0-1	0-0	2-2	0-1-1	4	2	0	0	0	0	10
Duje Dukan	0-0	0-0	0-0	0-0-0	0	0	0	0	0	0	1
Brett Valentyn	0-0	0-0	0-0	0-0-0	0	0	0	0	0	0	2
Mike Bruesewitz	0-0	0-0	0-0	1-3-4	2	0	1	0	0	0	15
Rob Wilson	0-2	0-2	2-2	0-2-2	1	2	0	0	0	0	11
Jared Berggren	0-2	0-1	0-0	0-0-0	1	0	0	0	0	0	6
Team				1-3-4							
Totals	23-39	11-17	25-26	4-20-24	16	82	10	8	0	2	200

Total FG%	1st: 15-23 (65.2%)	2nd: 8-16 (50.0%)	Game: 59.0%
3-Pt FG%	1st: 7-10 (70.0%)	2nd: 4-7 (57.1%)	Game: 64.7%
F Throw%	1st: 6-6 (100.0%)	2nd: 19-20 (95.0%)	Game: 96.2%

Officials: John Cahill, Mike Eades, Tom Eades
Attendance: 17,230 **Halftime Score:** WIS 43-25

Notes: Derrick Nix made his first start of the season ... The two teams combined for just 85 field-goal attempts, a combined low for the season, as MSU attempted 46 shots and Wisconsin attempted 39 shots, a season low for a Spartan opponent ... Wisconsin's .590 FG%, .647 3-point FG% and .962 FT% were season bests for a Spartan opponent ... Michigan State committed a season-low seven assists ... Kalin Lucas' 20 points moved him past Terry Furlow into seventh in MSU career scoring (1,782 points) ... Jordan Taylor's 30 points were a season high against the Spartans by a Big Ten opponent ... Wisconsin grabbed just four offensive rebounds, but converted them into nine points.

Key Moment: UW held a slim 10-9 lead after a Kalin Lucas jumper with 13:07 left. The Badgers then scored on seven straight possessions, hitting 6-of-8 shots in taking a 27-13 lead.

#24

Michigan State

Penn State

75

57

Feb. 10, 2011 • East Lansing, Mich. • Breslin Center

Michigan State	FG	3FG	FT	O-D-R	PF	PTS	A	TO	B	S	MIN
Delvon Roe, f	6-6	0-0	3-4	0-3-3	3	15	0	2	0	0	22
Draymond Green, f	3-9	0-1	9-9	5-9-14	3	15	10	2	3	2	33
Kalin Lucas, g	5-10	4-7	10-14	0-3-3	2	24	3	2	0	1	40-
Keith Appling, g	2-3	0-0	1-2	0-1-1	4	5	0	1	0	0	26
Durrell Summers, g	3-8	1-5	1-2	0-4-4	1	8	1	0	0	0	34
Adreian Payne	1-2	0-0	0-0	1-0-1	1	2	0	1	2	0	8
Austin Thornton	0-2	0-0	0-0	2-0-2	1	0	0	0	0	0	7
Mike Kebler	0-0	0-0	1-2	0-1-1	0	1	1	0	0	0	13
Derrick Nix	0-0	0-0	0-0	1-0-1	0	0	0	1	0	0	3
Garrick Sherman	2-2	0-0	1-2	1-1-2	2	5	0	2	0	0	14
Team				1-5-6							
Totals	22-42	5-13	26-35	11-27-38	17	75	15	11	5	3	200

Total FG%	1st: 16-27 (59.3%)	2nd: 6-15 (40.0%)	Game: 52.4%
3-Pt FG%	1st: 5-8 (62.5%)	2nd: 0-5 (0.0%)	Game: 38.5%
F Throw%	1st: 4-6 (66.7%)	2nd: 22-29 (75.9%)	Game: 74.3%

Penn State	FG	3FG	FT	O-D-R	PF	PTS	A	TO	B	S	MIN
Talor Battle, g	7-20	3-11	2-4	2-3-5	4	19	4	1	0	2	37
(DJ) David Jackson, f	3-8	2-4	0-0	1-2-3	4	8	0	0	0	0	30
Andrew Jones, f	2-3	0-0	0-1	1-1-2	5	4	1	0	0	0	26
Tim Frazier, g	0-7	0-1	0-0	0-3-3	5	0	5	1	0	0	26
Cameron Woodyard, g	2-3	0-0	0-0	0-1-1	1	4	0	1	0	0	16
Jermaine Marshall	1-4	0-0	0-0	0-0-0	2	2	1	1	0	1	11
Tre Bowman	0-1	0-0	0-0	0-0-0	1	0	0	0	0	0	1
Jeff Brooks	6-6	1-1	2-4	3-1-4	2	15	1	1	0	1	33
Billy Oliver	2-4	1-1	0-2	2-0-2	3	5	0	1	1	0	19
Steve Kirkpatrick	0-0	0-0	0-0	0-0-0	1	0	0	0	0	0	1
Team				1-2-3							
Totals	23-56	7-18	4-11	10-13-23	28	57	12	6	1	4	200

Total FG%	1st: 9-26 (34.6%)	2nd: 14-30 (46.7%)	Game: 41.1%
3-Pt FG%	1st: 2-6 (33.3%)	2nd: 5-12 (41.7%)	Game: 38.9%
F Throw%	1st: 1-5 (20.0%)	2nd: 3-6 (50.0%)	Game: 36.4%

Officials: Mike Whitehead, Eric Curry, Ray Barone
Attendance: 14,797 **Halftime Score:** MSU 41-21

Notes: Draymond Green (15 points, 14 rebounds, 10 assists) became just the third player in MSU history to record a triple-double, joining Earvin "Magic" Johnson (8) and Charlie Bell (1) ... Kalin Lucas tied his career high with 10 made free throws, and established a new career high with 14 free throw attempts ... Michigan State improved to 20-2 all-time when Delvon Roe scores in double figures ... MSU seniors Kalin Lucas, Durrell Summers and Mike Kebler won the 100th game of their careers ... MSU held Penn State to 41.1 percent shooting, the lowest percentage by a Spartan opponent since Wisconsin shot 38.2 percent on Jan. 11 ... Michigan State shot 52.4 percent from the field, its best effort since shooting 54.7 percent vs. South Carolina in the second game of the season. It was also the first time since Jan. 11 that MSU had out-shot its opponent, snapping a string of seven games where MSU was out-shot ... After being out-rebounded by four in the first meeting of the year, Michigan State out-rebounded Penn State by a +15 margin (38-23) ... MSU won its first game in regulation since Jan. 3.

Key Moment: After not leading in their two previous games, the Spartans jumped out to a quick 15-3 lead, hitting their first six shots of the game.



2010-11 BOX SCORES



Draymond Green became the third Spartan to record a triple-double with 15 points, 14 rebounds and 10 assists vs. Penn State.



Kalin Lucas scored 17 of his 25 points in the second half as he was the only Spartan in double-figures in a 61-57 win over Illinois.

#25

#2/3 Ohio State Michigan State

71 61

Feb. 15, 2011 • Columbus, Ohio • Value City Arena

Michigan State	FG	3FG	FT	O-D-R	PF	PTS	A	T	B	S	MIN
Draymond Green, f	3-7	2-3	2-2	1-5-6	5	10	4	4	0	1	31
Garrick Sherman, c	3-3	0-0	0-0	0-2-2	2	6	1	2	1	0	17
Kalin Lucas, g	7-15	0-1	0-0	1-2-3	3	14	5	3	0	0	36
Keith Appling, g	2-3	0-0	0-0	2-4-6	4	4	1	3	0	2	27
Durrell Summers, g	0-1	0-1	0-0	0-1-1	2	0	1	1	0	0	16
Adreian Payne	4-7	0-0	2-3	0-2-2	2	10	0	0	0	0	11
Delvon Roe	0-0	0-0	0-0	1-1-2	2	0	0	1	1	0	8
Austin Thornton	1-2	0-0	0-0	0-2-2	2	2	0	2	1	0	19
Mike Kebler	4-6	0-0	0-0	1-3-4	1	8	0	1	1	0	24
Derrick Nix	3-3	0-0	1-1	1-0-1	3	7	0	2	0	0	11
Team				0-1-1							
Totals	27-47	2-5	5-6	7-23-30	26	61	12	19	4	3	200

Total FG%	1st: 15-24 (62.5%)	2nd: 12-23 (52.2%)	Game: 57.4%
3-Pt FG%	1st: 1-1 (100.0%)	2nd: 1-4 (25.0%)	Game: 40.0%
F Throw%	1st: 3-4 (75.0%)	2nd: 2-2 (100.0%)	Game: 83.3%

Ohio State	FG	3FG	FT	O-D-R	PF	PTS	A	T	B	S	MIN
Jared Sullinger, f	3-8	0-0	5-6	1-1-2	4	11	1	2	0	2	27
Dallas Lauderdale, c	2-2	0-0	2-2	0-0-0	3	6	0	0	1	0	18
David Lighty, g	4-9	1-4	3-6	1-5-6	1	12	3	1	0	1	38
Jon Diebler, g	2-7	2-7	6-6	1-2-3	0	12	0	1	0	1	39
William Buford, g	9-15	3-4	2-2	1-4-5	1	23	2	1	0	1	40
Deshaun Thomas	0-1	0-0	0-0	0-0-0	0	0	0	0	0	0	3
Aaron Craft	1-7	0-2	5-7	1-2-3	3	7	4	2	0	4	35
Team				3-0-3							
Totals	21-49	6-17	23-29	8-14-22	12	71	10	7	1	9	200

Total FG%	1st: 12-27 (44.4%)	2nd: 9-12 (40.9%)	Game: 42.9%
3-Pt FG%	1st: 3-9 (33.3%)	2nd: 3-8 (37.5%)	Game: 35.3%
F Throw%	1st: 8-11 (72.7%)	2nd: 15-18 (83.3%)	Game: 79.3%

Officials: Jim Burr, Terry Wymer, Pat Driscoll

Attendance: 18,809

Halftime Score: OSU 35-34

Notes: Michigan State's bench out-scored Ohio State's reserves, 27-7. The 27 bench points were the most by MSU in Big Ten play, and the most since Dec. 18 ... MSU out-scored Ohio State in the paint, 44-26. The 44 points were a season high ... Adreian Payne scored 10 points, equaling his season high which he scored in the season opener ... Mike Kebler tied his career high with eight points ... Michigan State shot a season-best 57.4 percent from the field, marking the only game of the season MSU lost when shooting better than 50 percent ... Michigan State made two 3-pointers in a season-low five attempts ... Michigan State attempted just six foul shots, compared to 29 for Ohio State ... Michigan State held Jared Sullinger to 11 points, a season low for a Big Ten game, and a season-low two rebounds.

Key Moment: MSU took a 44-42 lead with 15:11 left on a Kalin Lucas jumper. Ohio State then rattled off seven straight points, and never trailed again. The Spartans had three turnovers during that stretch.

2010-11 BOX SCORES

#26

Michigan State
Illinois

61
57

Feb. 19, 2011 • East Lansing, Mich. • Breslin Center

Michigan State	FG	3FG	FT	O-D-R	PF	PTS	A	TO	B	S	MIN
Delvon Roe, f	4-5	0-0	0-1	3-4-7	2	8	4	1	1	0	22
Garrick Sherman, c	1-2	0-0	0-0	2-4-6	2	2	1	1	0	0	15
Kalin Lucas, g	9-19	1-6	6-8	1-2-3	1	25	2	1	0	0	39
Keith Appling, g	3-9	1-4	2-2	0-5-5	0	9	2	1	2	0	29
Mike Kebler, g	1-2	0-0	0-0	0-1-1	0	2	2	0	0	0	21
Adreian Payne	1-1	0-0	0-0	0-2-2	0	2	0	0	1	0	9
Austin Thornton	0-0	0-0	0-0	0-0-1	1	0	0	0	0	0	5
Durrell Summers	1-7	1-4	5-6	2-2-4	1	8	0	2	0	0	24
Draymond Green	1-3	0-1	3-4	1-5-6	3	5	1	3	1	2	27
Derrick Nix	0-2	0-0	0-2	2-1-3	2	0	0	2	1	1	9
Team				1-0-1							
Totals	21-50	3-15	16-23	12-26-38	12	61	12	11	6	3	200

Total FG%	1st: 8-26 (30.8%)	2nd: 13-24 (54.2%)	Game: 42.0%
3-Pt FG%	1st: 1-9 (11.1%)	2nd: 2-6 (33.3%)	Game: 20.0%
F Throw%	1st: 8-12 (66.7%)	2nd: 8-11 (72.7%)	Game: 69.6%

Illinois	FG	3FG	FT	O-D-R	PF	PTS	A	TO	B	S	MIN
D.J. Richardson, g	0-3	0-3	0-0	0-3-3	4	0	1	0	0	0	20
Jereme Richardson, f	3-9	0-1	1-3	3-1-4	0	7	4	1	0	1	29
Mike Davis, f	6-10	0-0	2-2	1-4-5	3	14	0	3	1	3	35
Demetri McCamey, g	5-12	3-6	2-2	1-3-4	1	15	5	2	2	1	39
Mike Tisdale, c	4-9	0-1	1-1	3-0-3	3	9	1	1	2	1	28
Brandon Paul	4-13	2-7	2-2	0-3-3	3	12	1	0	0	0	24
Meyers Leonard	0-1	0-0	0-0	0-1-1	2	0	0	1	1	0	8
Bill Cole	0-2	0-1	0-0	1-1-2	2	0	0	1	0	0	15
Tyler Griffey	0-0	0-0	0-0	0-0-1	1	0	0	0	0	0	2
Team				2-3-5							1
Totals	22-59	5-19	8-10	11-19-30	19	57	13	10	6	9	200

Total FG%	1st: 10-29 (34.5%)	2nd: 12-30 (40.0%)	Game: 37.3%
3-Pt FG%	1st: 2-9 (22.2%)	2nd: 3-10 (30.0%)	Game: 26.3%
F Throw%	1st: 4-6 (66.7%)	2nd: 4-4 (100.0%)	Game: 80.0%

Officials: Mike Kitts, Mike Sanzere, Ted Valentine

Attendance: 14,797

Halftime Score: ILL 26-25

Notes: After allowing Illinois to shoot .532 in the first meeting, including .471 from 3-point range, MSU's defense held the Illini to .373 shooting, including .263 from behind the arc ... Neither team led by more than four points in the second half until MSU went on a 9-0 run in the games final three minutes ... Kalin Lucas scored 17 of his game-high 25 points in the second half, including 11 straight Spartan points from 12:59 to 3:57 ... Illinois held an 11-3 edge in second-chance points at halftime, but neither team had a second-half second-chance point ... After shooting 30.8 percent in the first half, MSU shot 54.2 percent in the second half ... For the first time all season, Delvon Roe led the team with four assists ... Mike Kebler made his first career start.

Key Moment: Kalin Lucas had scored 11 straight Spartan points, but the game was tied at 51. Draymond Green then hit two free throws to give MSU a 53-51 lead. Delvon Roe then blocked a shot on the defensive end and followed with a layup on the other end on an assist from Green, giving MSU a 55-51 lead, as the Spartans pushed their lead out to 60-51 with a 9-0 run.

#27

Michigan State
Minnesota

53
48

Feb. 22, 2011 • Minneapolis, Minn. • Williams Arena

Michigan State	FG	3FG	FT	O-D-R	PF	PTS	A	TO	B	S	MIN
Draymond Green, f	2-7	2-5	1-2	1-9-10	3	7	3	2	0	4	35
Garrick Sherman, c	1-1	0-0	2-2	0-2-2	0	4	0	0	0	0	12
Kalin Lucas, g	7-16	3-8	1-2	0-1-1	1	18	1	1	0	4	39
Keith Appling, g	1-4	0-3	4-4	1-3-4	2	6	2	4	1	2	20
Mike Kebler, g	1-3	0-1	2-2	0-3-3	2	4	2	1	0	0	25
Adreian Payne	2-2	0-0	0-1	1-1-2	3	4	0	0	3	0	12
Delvon Roe	0-2	0-0	1-2	1-1-2	2	1	3	0	0	0	22
Austin Thornton	1-2	0-1	0-0	1-2-3	1	2	1	1	0	0	11
Durrell Summers	3-11	1-6	0-0	0-1-1	4	7	1	1	1	1	20
Derrick Nix	0-1	0-0	0-0	0-0-0	1	0	0	2	0	0	4
Team				2-3-5							
Totals	18-49	6-24	11-15	7-26-33	19	53	13	12	5	11	200

Total FG%	1st: 8-24 (33.3%)	2nd: 10-25 (40.0%)	Game: 36.7%
3-Pt FG%	1st: 3-13 (23.1%)	2nd: 3-11 (27.3%)	Game: 25.0%
F Throw%	1st: 0-0 (0.0%)	2nd: 11-15 (73.3%)	Game: 73.3%

Minnesota	FG	3FG	FT	O-D-R	PF	PTS	A	TO	B	S	MIN
Trevor Mbakwe, f	4-12	0-0	5-8	1-9-10	3	13	1	3	1	1	36
Rodney Williams, f	1-3	0-1	0-0	0-2-2	1	2	0	1	0	1	11
Ralph Sampson III, f	5-9	0-0	0-0	3-4-7	2	10	3	2	3	0	33
Colton Iverson, c	0-2	0-0	0-0	2-1-3	3	0	2	3	0	2	21
Blake Hoffarber, g	1-8	1-3	2-2	0-4-4	3	5	6	1	0	2	35
Dominique Dawson	0-0	0-0	0-0	0-0-0	1	0	0	0	0	0	3
Maverick Ahanmisi	0-1	0-0	0-0	0-2-2	0	0	0	2	0	0	14
Austin Hollins	3-7	0-1	0-1	0-2-2	2	6	1	1	0	2	26
Gerald Armelin	4-6	2-3	2-4	1-1-2	0	12	0	2	0	2	21
Team				1-1-2							
Totals	18-48	3-8	9-15	8-26-34	15	48	13	15	5	9	200

Total FG%	1st: 8-24 (33.3%)	2nd: 10-24 (41.7%)	Game: 37.5%
3-Pt FG%	1st: 1-2 (50.0%)	2nd: 2-6 (33.3%)	Game: 37.5%
F Throw%	1st: 4-9 (44.4%)	2nd: 5-6 (83.3%)	Game: 60.0%

Officials: Ed Hightower, Tom O'Neill, Brian Dorsey

Attendance: 14,625

Halftime Score: MINN 21-19

Notes: For the second straight game, MSU won when Kalin Lucas (18 points) was the only Spartan to score in double figures ... With his 18 points, Lucas moved past Sam Vincent into sixth place in MSU career scoring ... MSU's .367 field-goal percentage was its lowest in a win since shooting .362 on Jan. 13, 2010 in East Lansing vs. Minnesota ... MSU's 11 steals were a season high for the Spartans in league play. Eight of the steals came in the second half, resulting in 12 points off turnovers after halftime ... Adreian Payne blocked a season-high three shots ... MSU followed a 16-2 run by Minnesota with a 14-1 run to close the game over the last 4:15 ... Minnesota out-rebounded MSU, 34-33, but the Spartans held a 9-1 rebounding edge in the game's final 3:37 ... The Spartans did not attempt a free throw in the first half, but made 11-of-15 in the second half, including 7-of-8 in the game's final 1:22, as Appling and Kebler were a combined 6-of-6 on three 1-and-1 opportunities.

Key Moment: After trailing by eight points, MSU entered the final minute trailing 47-40 with 3:37 remaining. Kalin Lucas hit one of two free throws and MSU immediately got a steal and basket. Draymond Green then rebounded a Trevor Mbakwe miss and pushed the ball up the court in transition, finding Durrell Summers for a 3-pointer, cutting the deficit to 47-46 with 2:46 remaining.



2010-11 BOX SCORES

#28

#8/8 Purdue Michigan State

Feb. 27, 2011 • East Lansing, Mich. • Breslin Center

67
47

Michigan State	FG	3FG	FT	O-D-R	PF	PTS	A	TO	B	S	MIN
Draymond Green, f	3-12	0-1	1-4	3-5-8	3	7	4	2	1	2	31
Garrick Sherman, c	0-1	0-0	0-0	1-0-1	0	0	0	1	1	0	8
Kalin Lucas, g	8-20	0-4	7-7	2-1-3	1	23	1	4	0	0	36
Keith Appling, g	0-3	0-2	0-0	0-7-3	3	0	2	1	0	0	20
Mike Kebler, g	3-4	0-0	0-0	1-2-3	2	6	1	1	1	0	27
Adreian Payne	1-3	0-0	0-0	0-4-4	0	2	0	0	1	0	17
Delvon Roe	2-6	0-0	0-0	0-3-3	3	4	2	2	1	3	23
Austin Thornton	0-3	0-2	0-0	1-0-1	1	0	0	1	0	0	8
Durrell Summers	1-4	1-2	0-0	0-2-2	1	3	1	0	1	0	28
Derrick Nix	1-1	0-0	0-0	0-0-0	0	2	0	0	0	0	2
Team				2-2-4							

Totals 19-57 1-11 8-11 10-26-36 14 47 11 12 6 5 200

Total FG% 1st: 8-27 (29.6%) 2nd: 11-30 (36.7%) Game: 33.3%

3-Pt FG% 1st: 0-7 (0.0%) 2nd: 1-4 (25.0%) Game: 9.1%

F Throw% 1st: 8-11 (72.7%) 2nd: 0-0 (0.0%) Game: 72.7%

Purdue	FG	3FG	FT	O-D-R	PF	PTS	A	TO	B	S	MIN
D.J. Byrd, f	0-3	0-3	0-0	0-0-0	3	0	1	1	0	0	13
JaJuan Johnson, c	8-13	2-2	2-2	3-14-17	1	20	0	1	7	0	37
Lewis Jackson, g	6-13	1-5	3-4	2-3-5	0	16	7	2	0	1	34
Ryne Smith, g	1-2	1-2	0-0	0-2-2	3	3	0	1	0	3	22
E'Twaun Moore, g	7-16	1-3	2-3	0-1-1	2	17	3	1	0	1	35
Terone Johnson	1-4	1-3	0-0	0-2-2	1	3	1	1	0	0	19
Kelsey Barlow	1-2	1-1	3-4	0-2-2	3	6	1	2	0	1	17
John Hart	0-0	0-0	0-0	0-0-0	0	0	0	0	0	1	1
Patrick Bade	0-0	0-0	0-0	0-0-0	0	0	0	0	0	0	1
Travis Carroll	1-4	0-0	0-2	3-1-4	2	2	1	0	0	0	21
Team				0-5-5							1

Totals 25-57 7-19 10-15 8-30-38 15 67 14 10 7 7 200

Total FG% 1st: 12-28 (42.9%) 2nd: 13-29 (44.8%) Game: 43.9%

3-Pt FG% 1st: 4-10 (40.0%) 2nd: 3-9 (33.3%) Game: 36.8%

F Throw% 1st: 5-6 (83.3%) 2nd: 5-9 (55.6%) Game: 66.7%

Officials: John Higgins, Mike Kitts, Mike Eades

Attendance: 14,797 **Halftime Score:** PUR, 33-24

Notes: For the third consecutive game, Kalin Lucas was the only Spartan to score in double figures, leading MSU with 23 points ... Although he did not score, Keith Appling grabbed a season-high seven rebounds ... Michigan State made a season-low one 3-pointer ... The Spartans converted on 8-of-11 free throws in the first half, but could not get to the foul line in the second half ... Six different Spartans blocked one shot, including Delvon Roe, who tied Matt Steigenga for second on the MSU career blocked shots list (97).

Key Moment: Michigan State trailed 21-16 with 8:08 left in the first half. Kalin Lucas then missed a layup. In Purdue's next possession, E'Twaun Moore hit a 3-pointer after two offensive rebounds. MSU then missed its next four shots, including two missed layups, and Purdue hit two more shots, including a JaJuan Johnson 3-pointer to push the Boilermaker lead out to 13 at 29:16 with 4:44 remaining. MSU never got closer than seven points after that.

#29

Michigan State Iowa

March 2, 2011 • East Lansing, Mich. • Breslin Center

85
66

Michigan State	FG	3FG	FT	O-D-R	PF	PTS	A	TO	B	S	MIN
Draymond Green, f	4-5	1-1	3-4	0-8-8	4	12	5	1	0	1	16
Garrick Sherman, c	3-4	0-0	1-4	1-0-1	2	7	0	1	1	1	16
Kalin Lucas, g	5-12	1-4	6-6	1-0-1	0	17	6	4	0	1	38
Durrell Summers, g	3-8	0-2	1-2	0-3-3	2	7	2	1	0	0	25
Mike Kebler, g	0-1	0-0	0-0	0-2-2	3	0	0	1	0	1	15
Matt Heneveld	0-0	0-0	0-0	0-0-0	0	0	0	0	0	0	1
Adreian Payne	3-8	0-0	2-3	1-5-6	4	8	1	0	1	0	16
Delvon Roe	0-2	0-0	0-1	0-2-2	4	0	4	0	1	0	24
Keith Appling	7-8	4-5	0-2	1-5-6	3	18	1	1	0	0	26
Austin Thornton	3-5	1-2	0-0	1-1-2	1	7	1	2	0	0	14
Dan Chapman	0-0	0-0	0-0	0-0-0	0	0	0	1	0	0	0+
Derrick Nix	2-2	0-0	5-5	2-0-2	0	9	0	0	0	1	9
Nick Giard	0-0	0-0	0-0	0-0-0	0	0	0	0	0	0	0+
Anthony Ianni	0-0	0-0	0-0	0-0-0	0	0	0	0	0	0	0+
Team				2-2-4							1

Totals 30-55 7-14 18-27 9-28-37 23 85 20 13 3 5 200

Total FG% 1st: 15-27 (55.6%) 2nd: 15-28 (53.6%) Game: 54.5%

3-Pt FG% 1st: 4-9 (44.4%) 2nd: 3-5 (60.0%) Game: 50.0%

F Throw% 1st: 2-5 (40.0%) 2nd: 16-22 (72.7%) Game: 66.7%

Iowa	FG	3FG	FT	O-D-R	PF	PTS	A	TO	B	S	MIN
Melsahn Basabe, f	6-9	0-0	1-5	3-1-4	5	13	0	2	1	0	25
Jarryd Cole, f	4-7	0-0	2-5	1-5-6	4	10	0	2	0	5	29
Roy Devyn Marble, g	2-9	0-3	3-6	2-2-4	3	7	2	1	0	0	31
Matt Gatens, g	4-11	0-5	5-6	0-2-2	2	13	1	0	0	0	36
Bryce Cartwright, g	5-11	0-0	1-2	1-3-4	1	11	6	3	0	0	28
Jordan Stoermer	0-0	0-0	0-0	0-0-0	0	0	1	0	0	0	2
Zach McCabe	1-6	0-2	4-5	1-5-6	1	6	0	0	0	2	17
Andrew Brommer	0-0	0-0	2-2	1-1-2	5	2	0	1	2	0	13
Eric May	1-3	0-2	2-2	0-1-1	2	4	2	2	0	0	19
Team				2-1-3							

Totals 23-56 0-12 20-33 11-21-32 23 66 12 11 3 7 200

Total FG% 1st: 13-28 (46.4%) 2nd: 10-28 (35.7%) Game: 41.1%

3-Pt FG% 1st: 0-6 (0.0%) 2nd: 0-6 (0.0%) Game: 0.0%

F Throw% 1st: 6-8 (75.0%) 2nd: 14-25 (56.0%) Game: 60.6%

Officials: Pat Driscoll, Paul Janssen, Mike Sanzere

Attendance: 14,797 **Halftime Score:** MSU 36-32

Notes: Kalin Lucas, Mike Kebler, and Durrell Summers were honored in a post-game Senior Ceremony. The trio posted a three-year home record of 56-7 ... With six made free throws, Kalin Lucas became the Michigan State career leader with 481, passing Paul Davis (477) ... Michigan State's bench out-scored Iowa, 42-12. The 42 bench points were a season high, led by Keith Appling's 18 points ... Michigan State's 85 points were a season-high in Big Ten play, and the most by the Spartans in a Big Ten game since the 2010 opener vs. Northwestern (91) ... MSU hit 7-of-14 3-pointers, while holding Iowa without a three in 12 attempts. The Hawkeyes had made a 3-pointer in 240 straight games ... Michigan State recorded its 16th straight win over Iowa at Breslin Center ... Kalin Lucas' six assists were the most he'd had in a game since Jan. 22 vs. Purdue ... After 11 straight games scoring in single digits, Keith Appling broke out with an 18-point effort ... Tom Izzo moved past Jud Heathcote into sixth place in Big Ten history with 183 league wins.

Key Moment: MSU trailed 12-7 early in the first half before going on a 12-2 run to take a 19-14 lead. The Spartans never trailed after that. MSU's bench scored 10 of the 12 points during the run, including two 3-pointers by Keith Appling.

2010-11 BOX SCORES

#30

Michigan State
March 5, 2011 • Ann Arbor, Mich. • Crisler Arena

70
63

Michigan State	FG	3FG	FT	O-D-R	PF	PTS	A	TO	B	S	MIN
Draymond Green, f	3-14	0-3	1-3	4-2-6	5	7	2	1	1	0	32
Garrick Sherman, c	1-1	0-0	0-0	3-4-7	0	2	1	1	1	0	12
Kalin Lucas, g	7-19	3-6	8-8	0-3-3	4	25	2	4	0	1	38
Durrell Summers, g	4-15	3-7	2-2	4-9-13	0	13	0	0	1	0	33
Mike Kebler, g	0-0	0-0	0-0	0-3-3	2	0	0	0	0	0	9
Adreian Payne	0-0	0-0	0-0	0-1-1	0	0	0	1	0	0	2
Delvon Roe	2-2	0-0	2-5	3-2-5	5	6	3	0	1	0	21
Keith Appling	3-7	2-5	2-2	0-2-2	3	10	3	2	0	2	32
Austin Thornton	0-2	0-1	0-0	1-2-3	3	0	0	1	0	0	12
Derrick Nix	0-1	0-0	0-0	0-1-1	0	0	0	0	0	0	9
Team				1-1-2							
Totals	20-61	8-22	15-20	16-30-46	22	63	11	10	4	3	200

Total FG%	1st: 8-26 (30.8%)	2nd: 12-35 (34.3%)	Game: 32.8%
3-Pt FG%	1st: 4-12 (33.3%)	2nd: 4-10 (40.0%)	Game: 36.4%
F Throw%	1st: 5-7 (71.4%)	2nd: 10-13 (76.9%)	Game: 75.0%

Michigan	FG	3FG	FT	O-D-R	PF	PTS	A	TO	B	S	MIN
Jordan Mogan, f	5-6	0-0	0-2	1-5-6	4	10	0	0	0	0	19
Zack Novak, g	1-6	1-4	5-7	0-3-3	2	8	2	0	1	0	36
Stu Douglass, g	0-4	0-3	0-0	0-3-3	4	0	0	1	1	1	32
Darius Morris, g	3-11	0-2	7-8	1-4-5	1	13	6	2	0	0	35
Tim Hardaway Jr., g	6-13	2-6	6-8	0-2-2	4	20	3	2	0	0	33
Matt Vogrich	1-3	1-2	0-1	1-4-5	0	3	1	1	0	0	20
Blake McLimans	1-1	0-0	0-0	0-0-0	0	2	0	0	0	0	2
Evan Smotrycz	4-6	1-2	5-5	0-0-0	1	14	1	0	1	3	21
Colton Christian	0-0	0-0	0-0	1-0-1	2	0	0	0	0	0	02
Team				0-5-5							
Totals	21-50	5-19	23-31	4-26-30	18	70	13	65	3	4	200

Total FG%	1st: 11-26 (42.3%)	2nd: 10-24 (41.7%)	Game: 42.0%
3-Pt FG%	1st: 2-11 (18.2%)	2nd: 3-8 (37.5%)	Game: 26.3%
F Throw%	1st: 9-9 (100.0%)	2nd: 14-22 (63.6%)	Game: 74.2%

Officials: John Yorkovich, Ted Valentine, Terry Wymer
Attendance: 13,751 **Halftime Score:** UM 33-25

Notes: Kalin Lucas scored a game-high 25 points to pass Jay Vincent (1,914 points) for fifth place in MSU career scoring ... Lucas scored 23 of his 25 points in the second half ... The Spartans held a +16 margin on the glass ... Durrell Summers grabbed a career-high 13 rebounds, recording his second double-double of the season vs. Michigan ... After allowing the Wolverines to shoot 47.6 percent from 3-point range in the first meeting of the season, the Spartans held Michigan to 26.3 percent shooting from behind the arc ... Coming off the bench for the second straight game, Keith Appling scored all 10 of his points in the first half.

Key Moment: Michigan's 13-point second-half lead had been cut to two points at 56-54 with 5:48 left. MSU scored only two points over the next four minutes as the Wolverines pushed the lead back out to 63-56.

#31

Michigan State
March 10, 2011 • Indianapolis, Ind. • Consecro Fieldhouse

66
61

Michigan State	FG	3FG	FT	O-D-R	PF	PTS	A	TO	B	S	MIN
Draymond Green, f	10-23	1-4	0-0	6-8-14	2	21	4	4	2	2	33
Adreian Payne, c	2-4	0-0	2-3	2-1-3	0	6	0	0	1	0	8
Kalin Lucas, g	3-11	0-4	5-6	2-1-3	1	11	4	1	0	0	35
Durrell Summers, g	2-6	1-3	4-4	0-3-3	3	9	0	4	0	2	29
Mike Kebler, g	0-0	0-0	0-0	0-0-0	0	0	1	0	0	2	18
Delvon Roe	0-3	0-0	5-8	3-2-5	2	5	3	0	0	1	23
Keith Appling	3-5	2-3	2-2	0-3-3	2	10	0	3	0	1	25
Austin Thornton	0-0	0-0	0-0	1-2-3	3	0	0	0	0	0	15
Derrick Nix	1-1	0-0	0-0	0-1-1	1	2	0	1	1	0	5
Garrick Sherman	1-1	0-0	0-0	1-1-2	0	2	0	2	1	1	9
Team				1-1-2							
Totals	22-54	4-14	18-23	16-23-39	14	66	12	15	5	9	200

Total FG%	1st: 12-28 (42.9%)	2nd: 10-26 (38.5%)	Game: 40.7%
3-Pt FG%	1st: 2-8 (25.0%)	2nd: 2-6 (33.3%)	Game: 28.6%
F Throw%	1st: 7-11 (63.6%)	2nd: 11-12 (91.7%)	Game: 78.3%

Iowa	FG	3FG	FT	O-D-R	PF	PTS	A	TO	B	S	MIN
Melsahn Basabe, f	3-5	0-0	2-2	0-2-2	3	6	0	3	0	0	14
Roy Devyn Marble, f	2-4	0-0	2-2	0-0-0	1	6	1	2	0	2	27
Jarryd Cole, f	2-6	0-0	4-7	2-4-6	3	8	1	3	1	1	36
Matt Gatens, g	5-10	1-3	2-2	0-2-2	3	13	1	0	0	1	35
Bryce Cartwright, g	5-15	1-2	3-3	3-4-7	1	14	6	3	0	0	33
Jordan Stoermer	0-0	0-0	0-0	0-0-0	1	0	0	0	0	0	2
Zach McCabe	2-5	1-2	0-0	3-1-4	2	5	0	0	0	0	13
Andrew Brommer	1-3	0-0	0-0	1-1-2	1	2	0	1	0	0	10
Eric May	2-4	1-2	2-3	1-2-3	1	7	2	1	0	3	21
Devon Archie	0-4	0-0	0-0	3-0-3	0	0	0	0	0	1	9
Team				0-2-2							
Totals	22-56	4-9	13-17	13-18-31	16	61	11	13	1	8	200

Total FG%	1st: 13-32 (40.6%)	2nd: 9-24 (37.5%)	Game: 39.3%
3-Pt FG%	1st: 3-4 (75.0%)	2nd: 1-5 (20.0%)	Game: 44.4%
F Throw%	1st: 2-5 (40.0%)	2nd: 11-12 (91.7%)	Game: 76.5%

Officials: Mike Klits, Ted Valentine, D. J. Carstensen
Attendance: 16,264 **Halftime Score:** MSU 33-31

Notes: Michigan State improved to 3-0 in the First Round of the Big Ten Tournament ... Draymond Green recorded his second straight double-double in the Big Ten Tournament, scoring a game-high 21 points and equaling his season high with 14 rebounds ... Green's 14 rebounds were a Michigan State Big Ten Tournament record, surpassing Antonio Smith's 13-board effort against Illinois in the 1999 tournament ... Durrell Summers scored all nine of his points in the game's final 10:15, including MSU's last seven points, connecting on a 3-pointer with 4:18 left and four straight free throws on two one-and-ones in the final 15 seconds. Summers also recorded a key steal and defensive rebound in the final 25 seconds ... Draymond Green's 10 made field goals established a MSU Big Ten Tournament record and were an individual career best.

Key Moment: A 7-0 Iowa run found MSU trailing 52-45 and its NCAA Tournament hopes in danger. The Spartans responded with a 14-2 run over the next five-plus minutes to retake a 59-54 advantage with 6:16 remaining.



2010-11 BOX SCORES

#32

Michigan State
#9/9 Purdue

74
56

March 11, 2011 • Indianapolis, Ind. • Consecro Fieldhouse

Michigan State	FG	3FG	FT	O-D-R	PF	PTS	A	TO	B	S	MIN
Draymond Green, f	2-9	1-4	3-4	1-12-13	2	8	4	2	3	1	34
Adreian Payne, c	0-2	0-0	0-0	1-1-2	1	0	0	0	0	0	10
Kalin Lucas, g	8-15	4-6	10-11	0-1-1	2	30	3	2	0	0	35
Durrell Summers, g	2-4	0-1	2-2	0-8-8	3	6	0	2	0	0	29
Mike Kebler, g	3-5	0-0	2-2	1-1-2	1	8	0	0	1	1	25
Delvon Roe	2-8	0-0	3-4	3-5-8	3	7	2	0	4	0	24
Keith Appling	3-4	2-2	2-2	2-3-5	4	10	2	1	0	0	26
Austin Thornton	1-1	0-0	0-0	0-0-0	1	2	1	0	0	0	5
Derrick Nix	0-0	0-0	3-6	0-0-0	2	3	1	1	0	0	7
Garrick Sherman	0-1	0-0	0-0	0-0-0	0	0	0	0	0	0	4
Anthony Ianni	0-0	0-0	0-0	0-0-0	0	0	0	0	0	0	1
Team				0-2-2		1					
Totals	21-49	7-13	25-31	8-33-41	19	74	13	9	8	2	200

Total FG%	1st: 14.29 (48.3%)	2nd: 7.20 (35.0%)	Game: 42.9%
3-Pt FG%	1st: 7.9 (77.8%)	2nd: 0.4 (0.0%)	Game: 53.8%
F Throw%	1st: 2.4 (50.0%)	2nd: 23.27 (85.2%)	Game: 80.6%

Purdue	FG	3FG	FT	O-D-R	PF	PTS	A	TO	B	S	MIN
D.J. Byrd, f	1-2	1-2	0-0	0-0-0	3	3	1	2	0	0	17
JaJuan Johnson, c	9-19	0-3	3-4	1-8-9	1	21	0	0	1	1	38
Lewis Jackson, g	1-4	0-1	0-1	0-2-2	4	2	3	0	0	0	24
Ryne Smith, g	2-5	1-4	1-1	0-5-5	0	6	1	0	0	1	30
E'Twaun Moore, g	5-11	1-2	6-9	0-3-3	2	17	4	1	0	1	38
Terone Johnson	1-6	0-2	3-4	0-4-4	4	5	1	0	0	0	23
Kelsey Barlow	0-3	0-2	1-4	0-1-1	3	1	1	1	0	1	21
Travis Carroll	0-1	0-0	0-0	1-0-1	2	0	0	0	0	0	7
Sandi Marcius	0-0	0-0	1-2	0-0-0	1	1	0	0	0	0	2
Team				2-1-3	1						
Totals	19-51	3-16	15-25	4-24-28	21	56	11	4	1	4	200

Total FG%	1st: 9.26 (34.6%)	2nd: 10.25 (40.0%)	Game: 37.3%
3-Pt FG%	1st: 1.10 (10.0%)	2nd: 2.6 (33.3%)	Game: 18.8%
F Throw%	1st: 4.7 (57.1%)	2nd: 11.18 (61.1%)	Game: 60.0%

Officials: Ted Valentine, Gene Steratore, Earl Walton

Attendance: 18,381 **Halftime Score:** MSU 37-23

Notes: Michigan State's 18-point margin of victory was its largest ever in a Big Ten Tournament game. The previous high of 17 came in the 1999 championship game vs. Illinois ... Kalin Lucas scored a career-high and MSU Big Ten Tournament record 30 points ... Lucas tied career highs with four 3-pointers and 10 free throws made. The 10 free throws were also a Spartan tournament record ... MSU improved to 3-0 all-time vs. Purdue in the Big Ten Tournament ... With 11 free throw attempts, Kalin Lucas moved past Paul Davis to become the MSU career leader in free throws attempted (631) ... MSU recorded eight blocks, compared to just one for Purdue. In Purdue's 20-point win on Feb. 27, JaJuan Johnson blocked seven ... Delvon Roe's four blocks were a MSU Big Ten Tournament record ... MSU's 25 made free throws equaled the team Big Ten Tournament record ... MSU out-rebounded Purdue by a 41-28 margin, allowing just four offensive rebounds and four second-chance points ... Mike Kebler equaled his career high with eight points.

Key Moment: Purdue had cut a 20-point deficit to nine points with 6:27 remaining. MSU missed a pair of shots, but Delvon Roe grabbed two offensive rebounds and then made two free throws. In the next two-plus minutes, Roe also blocked two shots and grabbed two defensive boards as MSU pushed its lead back up to 17 points.



Delvon Roe set an MSU Big Ten Tournament record with four blocks against Purdue in the quarterfinals.



Durrell Summers closed his career with 15 points against UCLA, the ninth straight NCAA Tournament game in double-figures.

2010-11 BOX SCORES

#33

**Penn State
Michigan State**

**61
48**

March 12, 2011 • Indianapolis, Ind. • Consecro Fieldhouse

Michigan State	FG	3FG	FT	O-D-R	PF	PTS	A	T	B	S	MIN
Draymond Green, f	3-10	1-4	3-4	3-4-7	4	10	4	1	1	1	30
Adreian Payne, c	0-1	0-0	0-0	0-0-0	0	0	0	0	1	0	7
Kalin Lucas, g	5-12	4-7	2-4	0-4-4	3	16	2	5	0	1	35
Durrell Summers, g	4-12	2-7	1-4	0-4-3	3	11	1	0	0	0	31
Mike Kebler, g	2-3	0-0	0-0	0-3-3	0	4	1	1	0	1	23
Delvon Roe	0-3	0-0	0-0	1-2-3	4	0	1	2	1	0	25
Keith Appling	1-7	1-4	0-0	2-2-4	3	3	3	1	0	1	25
Austin Thornton	1-2	0-1	0-0	0-0-0	0	2	0	0	0	0	8
Derrick Nix	1-2	0-0	0-0	2-1-3	0	2	0	0	0	0	11
Garrick Sherman	0-1	0-0	0-0	0-0-0	1	0	0	0	0	0	5
Team				2-2-4							
Totals	17-53	8-23	6-12	10-22-32	18	48	12	9	4	3	200

Total FG% 1st: 10-20 (50.0%) 2nd: 7-33 (21.2%) Game: 32.1%
3-Pt FG% 1st: 4-6 (66.7%) 2nd: 4-17 (23.5%) Game: 34.8%
F Throw% 1st: 2-4 (50.0%) 2nd: 4-8 (50.0%) Game: 50.0%

Penn State	FG	3FG	FT	O-D-R	PF	PTS	A	T	B	S	MIN
David (DJ) Jackson, f	1-6	0-3	0-0	2-3-5	3	2	0	0	0	0	25
Andrew Jones, f	0-3	0-0	2-2	3-4-7	3	2	0	0	0	0	30
Jeff Brooks, f	3-10	2-4	0-0	1-5-6	2	8	2	1	2	3	39
Talor Battle, g	7-16	6-11	5-8	0-7-7	0	25	3	2	1	1	40
Tim Frazier, g	9-13	1-3	3-6	2-6-8	2	22	6	2	1	1	39
Jermaine Marshall	1-2	0-1	0-0	0-3-3	1	2	0	0	0	2	16
Billy Oliver	0-0	0-0	0-0	0-0-0	1	0	0	1	0	0	10
Steve Kirkpatrick	0-0	0-0	0-0	0-0-0	0	0	0	0	0	0	1
Team				0-2-2							
Totals	21-50	9-22	10-16	8-30-38	12	61	11	7	6	5	200

Total FG% 1st: 11-26 (42.3%) 2nd: 10-24 (41.7%) Game: 42.0%
3-Pt FG% 1st: 4-13 (30.8%) 2nd: 5-9 (55.6%) Game: 40.9%
F Throw% 1st: 0-0 (0.0%) 2nd: 10-16 (62.5%) Game: 62.5%

Officials: Mike Kitts, Terry Wymer, Mike Sanzere

Attendance: 18,377 **Halftime Score:** Tied 26-26

Notes: Michigan State shot 50.0 percent in the first half, but just 21.2 percent in the second half. The 21.2 percent was MSU's worst shooting half of the season ... After hitting 4-of-6 3-pointers in the first half, MSU connected on just 4-of-17 in the second half ... Kalin Lucas tied his career high with four 3-pointers ... Seven different Spartans scored in the first half, but just four scored in the second half, as Kalin Lucas was the only one with more than one second-half field goal ... Kalin Lucas scored 13 of his 16 points in the second half, while Penn State's Talor Battle scored 17 of his 25 points after halftime.

Key Moment: Penn State held a 30-29 lead early in the second half. That's when Talor Battle took over, hitting four straight 3-pointers and 14 straight Nittany Lion points as he single-handedly went on a 14-6 run, pushing PSU's lead out to 44-35.

#34

**UCLA
Michigan State**

**78
76**

March 17, 2011 • Tampa, Fla. • St. Pete Times-Forum

Michigan State	FG	3FG	FT	O-D-R	PF	PTS	A	T	B	S	MIN
Draymond Green, f	6-13	3-8	8-9	1-10-11	4	23	10	4	0	4	37
Adreian Payne, c	0-2	0-0	0-0	1-3-4	4	0	0	0	2	0	8
Kalin Lucas, g	4-14	2-4	1-2	0-1-1	3	11	5	4	0	1	39
Durrell Summers, g	6-15	2-6	1-1	0-1-1	4	15	3	1	0	1	35
Mike Kebler, g	0-1	0-0	0-0	0-0-0	3	0	0	1	0	0	9
Delvon Roe	4-6	0-0	3-4	2-1-3	5	11	1	1	2	1	21
Keith Appling	3-7	3-6	0-0	1-1-2	1	9	0	1	2	1	29
Austin Thornton	0-2	0-1	2-2	1-0-1	0	2	0	1	0	0	8
Derrick Nix	1-1	0-0	0-0	1-0-1	1	2	0	2	1	0	5
Garrick Sherman	1-1	0-0	1-3	4-3-7	3	3	1	1	0	1	9
Team				4-1-5							
Totals	25-62	10-25	16-21	15-21-36	28	76	20	16	8	9	200

Total FG% 1st: 8-27 (29.6%) 2nd: 17-35 (48.6%) Game: 40.3%
3-Pt FG% 1st: 1-7 (14.3%) 2nd: 9-18 (50.0%) Game: 40.0%
F Throw% 1st: 7-9 (77.8%) 2nd: 9-12 (75.0%) Game: 76.2%

UCLA	FG	3FG	FT	O-D-R	PF	PTS	A	T	B	S	MIN
Reeves Nelson, f	3-6	0-0	6-8	2-8-10	3	12	1	2	0	0	29
Tyler Honeycutt, f	5-9	3-4	3-6	0-6-6	0	16	5	4	3	2	36
Joshua Smith, c	5-7	0-0	4-9	1-2-3	4	14	1	1	1	2	25
Malcolm Lee, g	4-9	1-3	7-10	1-4-5	3	16	2	1	0	3	34
Lazerick Jones, g	1-7	0-1	2-4	3-0-3	4	4	2	2	1	0	24
Anthony Slover	0-0	0-0	0-0	0-0-0	2	0	0	1	2	0	7
Tyler Lamb	0-1	0-1	2-2	0-1-1	1	2	0	0	0	0	7
Jerome Anderson	1-5	0-1	4-4	1-1-2	1	6	2	3	0	0	19
Brendan Lane	3-4	0-1	2-4	3-1-4	2	8	0	2	1	0	19
Team				2-3-5							
Totals	22-48	4-11	30-47	13-26-39	20	78	13	16	8	7	200

Total FG% 1st: 12-30 (40.0%) 2nd: 10-18 (55.6%) Game: 45.8%
3-Pt FG% 1st: 3-9 (33.3%) 2nd: 1-2 (50.0%) Game: 36.4%
F Throw% 1st: 15-19 (78.9%) 2nd: 15-28 (53.6%) Game: 63.8%

Officials: Mike Nance, D.J. Carstensen, Raymond Styons

Attendance: 15,504 **Halftime Score:** UCLA 42-24

Notes: Draymond Green recorded his second triple-double of the season, making it just the third ever by a Spartan in the NCAA Tournament (Magic Johnson, twice). It was also just the seventh "official" triple-double in NCAA Tournament history ... Durrell Summers closed his career with a 15-point effort, the most he'd scored in a game since Jan. 30. It was also the ninth straight NCAA Tournament game he had scored in double figures ... Kalin Lucas scored 11 points, finishing his career with 1,996 points ... After scoring just 24 points in the first half, the Spartans scored 52 in the second, led by 19 points from Green and 11 from Lucas ... The Spartans connected on 1-of-7 3-pointers in the first half, compared to 9-of-18 in the second half ... Trailing 64-41 with 8:35 left, MSU finished the game on a 35-14 run, nearly completing a remarkable comeback. During the run, MSU hit 12-of-20 shots, including 7-of-12 from 3-point range, while forcing seven UCLA turnovers

Key Moment: MSU had trimmed a 20-point deficit down to 10 points with 13:16 left in the contest. UCLA responded with a 15-2 run to take a 64-41 lead with 8:35 left. The Spartans had a furious late run that trimmed the lead to one point in the final seconds, but the run midway through the second half proved to be too much to overcome.



2010-11 STATISTICS

ALL GAMES -- 19-15

Player	G-GS	Min-Avg	FG-FGA	Pct.	3FG-FGA	Pct.	FT-FTA	Pct.	Off-Def	Tot-Avg	PF-D	AT	TO	BS	ST	Pts-Avg
K. Lucas	34-34	1137-33.4	194-453	.428	53-136	.390	137-167	.820	16-57	73-2.1	72-2	114	87	2	35	578-17.0
D. Green	34-28	1023-30.1	147-345	.426	37-101	.366	97-142	.683	84-210	294-8.6	114-6	141	79	38	60	428-12.6
D. Summers	34-30	997-29.3	140-361	.388	62-174	.356	53-77	.688	36-108	144-4.2	72-0	22	49	8	19	395-11.6
K. Lucious	18-0	440-24.4	39-125	.312	23-81	.284	16-21	.762	10-21	31-1.7	25-0	74	38	3	15	117-6.5
K. Appling	34-18	780-22.9	72-165	.436	39-95	.411	34-38	.895	19-77	96-2.8	76-0	45	53	16	21	217-6.4
D. Roe	34-22	802-23.6	71-147	.483	0-0	.000	67-103	.650	64-107	171-5.0	101-5	49	38	42	27	209-6.1
G. Sherman	34-17	410-12.1	48-69	.696	0-0	.000	11-30	.367	29-60	89-2.6	42-0	12	28	14	10	107-3.1
D. Nix	30-1	246-8.2	27-45	.600	0-0	.000	27-51	.529	31-28	59-2.0	28-0	8	22	8	9	81-2.7
A. Payne	34-6	306-9.0	34-72	.472	0-1	.000	17-35	.486	31-49	80-2.4	41-0	5	21	28	9	85-2.5
A. Thornton	34-5	376-11.1	24-71	.338	6-31	.194	14-15	.933	29-42	71-2.1	46-0	23	21	3	5	68-2.0
M. Kebler	33-9	333-10.1	20-38	.526	0-1	.000	11-12	.917	7-25	32-1.0	27-0	16	11	5	9	51-1.5
A. Ianni	6-0	8-1.3	1-2	.500	0-0	.000	0-0	.000	0-4	4-0.7	3-0	0	0	0	0	2-0.3
M. Heneveld	4-0	7-1.8	0-1	.000	0-0	.000	0-0	.000	0-0	0-0.0	1-0	0	0	0	0	0-0.0
N. Giard	5-0	6-1.2	0-0	.000	0-0	.000	0-0	.000	0-0	0-0.0	0-0	0	0	0	0	0-0.0
D. Chapman	4-0	4-1.0	0-0	.000	0-0	.000	0-0	.000	0-0	0-0.0	0-0	0	1	0	0	0-0.0
Team									51-61	112-3.3			6			
Total.....	34		817-1894	.431	220-620	.355	484-691	.700	407-849	1256-36.9	648-13	509	454	167	219	2338-68.8
Opponents.....	34		787-1861	.423	215-591	.364	474-716	.662	347-772	1119-32.9	607	404	411	112	217	2263-66.6

SCORE BY HALVES	1st	2nd	OT	Total
Michigan State	1064	1247	27	2338
Opponents	1084	1160	19	2263

BIG TEN GAMES -- 9-9/T-4th

Player	G-GS	Min-Avg	FG-FGA	Pct.	3FG-FGA	Pct.	FT-FTA	Pct.	Off-Def	Tot-Avg	PF-D	AT	TO	BS	ST	Pts-Avg
K. Lucas	18-18	643-35.7	114-267	.427	26-73	.356	77-90	.856	10-28	38-2.1	39-1	60	42	2	17	331-18.4
D. Green	18-17	573-31.8	78-188	.415	17-51	.333	51-70	.729	45-97	142-7.9	67-5	73	40	18	30	224-12.4
D. Summers	18-14	520-28.9	58-177	.328	30-97	.309	26-36	.722	17-54	71-3.9	34-0	11	21	5	8	172-9.6
K. Appling	18-16	478-26.6	38-87	.437	20-54	.370	14-17	.824	12-53	65-3.6	46-0	24	30	12	13	110-6.1
D. Roe	18-12	438-24.3	40-71	.563	0-0	.000	24-44	.545	38-49	87-4.8	54-2	31	15	19	15	104-5.8
K. Lucious	7-0	181-25.9	13-49	.265	7-31	.226	4-9	.444	3-9	12-1.7	10-0	30	10	3	4	37-5.3
D. Nix	17-1	138-8.1	21-34	.618	0-0	.000	18-29	.621	20-13	33-1.9	16-0	4	13	3	3	60-3.5
A. Payne	18-1	156-8.7	19-37	.514	0-0	.000	7-13	.538	12-23	35-1.9	17-0	1	7	13	2	45-2.5
G. Sherman	18-6	169-9.4	15-19	.789	0-0	.000	6-13	.462	9-23	32-1.8	14-0	6	13	7	1	36-2.0
M. Kebler	18-5	202-11.2	11-22	.500	0-1	.000	3-4	.750	3-18	21-1.2	18-0	11	6	3	2	25-1.4
A. Thornton	18-0	176-9.8	7-30	.233	1-13	.077	6-7	.857	12-24	36-2.0	23-0	7	11	1	3	21-1.2
N. Giard	1-0	0-0.0	0-0	.000	0-0	.000	0-0	.000	0-0	0-0.0	0-0	0	0	0	0	0-0.0
D. Chapman	1-0	0-0.0	0-0	.000	0-0	.000	0-0	.000	0-0	0-0.0	0-0	0	1	0	0	0-0.0
M. Heneveld	1-0	1-1.0	0-0	.000	0-0	.000	0-0	.000	0-0	0-0.0	0-0	0	0	0	0	0-0.0
A. Ianni	1-0	0-0.0	0-0	.000	0-0	.000	0-0	.000	0-0	0-0.0	0-0	0	0	0	0	0-0.0
Team									26-32	58-3.2			2			
Total.....	18		414-981	.422	101-320	.316	236-332	.711	207-423	630-35.0	338-8	258	211	86	98	1165-64.7
Opponents.....	18		422-948	.445	115-303	.380	250-354	.706	155-399	554-30.8	307	233	187	57	103	1209-67.2

SCORE BY HALVES	1st	2nd	OT	Total
Michigan State	515	623	27	1165
Opponents	579	611	19	1209

2010-11 BIG TEN RECAP

2010-11 Big Ten Standings

	Big Ten			Overall		
	W	L	Pct.	W	L	Pct.
1. Ohio State % #	16	2	.889	34	3	.919
2. Purdue	14	4	.778	26	8	.765
3. Wisconsin	13	5	.722	25	9	.735
4. Michigan State	9	9	.500	19	15	.559
Michigan	9	9	.500	21	14	.600
Illinois	9	9	.500	20	14	.588
Penn State	9	9	.500	19	15	.559
8. Northwestern	7	11	.389	20	14	.588
9. Minnesota	6	12	.333	17	14	.548
10. Iowa	4	14	.222	11	20	.355
11. Indiana	3	15	.167	12	20	.375
% Big Ten Champion	# Big Ten Tournament Champion					

2010-11 ALL-BIG TEN TEAMS

Media

First Team

Jared Sullinger, Ohio State
 Talor Battle, Penn State
 JaJuan Johnson, Purdue
 E'Twaun Moore, Purdue
 Jon Leuer, Wisconsin
 Jordan Taylor, Wisconsin

Second Team

Kalin Lucas, Michigan State
 Trevor Mbakwe, Minnesota
 William Buford, Ohio State
 David Lighty, Ohio State
 Jon Leuer, Wisconsin

Third Team

Demetri McCamey, Illinois
 Darius Morris, Michigan
Draymond Green, Michigan St.
 Michael Thompson, Northwestern
 Jon Diebler, Ohio State

Honorable Mention

Mike Davis, Illinois
 Mike Tisdale, Illinois
 Melsahn Basabe, Iowa
 Bryce Cartwright, Iowa
 Tim Hardaway Jr., Michigan
 Blake Hoffarber, Minnesota
 John Shurna, Northwestern
 Aaron Craft, Ohio State
 Jeff Brooks, Penn State
 Lewis Jackson, Purdue
 Keaton Nankivil, Wisconsin

Player of the Year

JaJuan Johnson, Purdue

Freshman of the Year

Jared Sullinger, Ohio State

Coach of the Year

Matt Painter, Purdue

Coaches

First Team

Sullinger, Ohio State
 JaJuan Johnson, Purdue
 E'Twaun Moore, Purdue
 Jon Leuer, Wisconsin
 Jordan Taylor, Wisconsin

Second Team

Kalin Lucas, Michigan State
 Trevor Mbakwe, Minnesota
 William Buford, Ohio State
 David Lighty, Ohio State
 Talor Battle, Penn State

Third Team

Demetri McCamey, Illinois
 Darius Morris, Michigan
Draymond Green, Michigan St.
 John Shurna, Northwestern
 Michael Thompson, Northwestern
 Jon Diebler, Ohio State

Honorable Mention

Mike Davis, Illinois
 Melsahn Basabe, Iowa
 Tim Hardaway Jr., Michigan
 Jeff Brooks, Penn State
 Lewis Jackson, Purdue
 Keaton Nankivil, Wisconsin

All-Freshman Team

Jereme Richmond, Illinois
 Melsahn Basabe, Iowa
 Tim Hardaway Jr., Michigan
 Aaron Craft, Ohio State
 Jared Sullinger, Ohio State

All-Defensive Team

Delvon Roe, Michigan State
 Aaron Craft, Ohio State
 David Lighty, Ohio State
 JaJuan Johnson, Purdue
 Jordan Taylor, Wisconsin

Player of the Year

JaJuan Johnson, Purdue

Defensive

Player of the Year

JaJuan Johnson, Purdue

Freshman of the Year

Jared Sullinger, Ohio State

Sixth Man of the Year

Jared Sullinger, Ohio State

Coach of the Year

Matt Painter, Purdue

MSU IN BIG TEN STATS

Team (All Games)

Scoring Offense.....7th (68.8)
 Scoring Defense.....7th (66.6)
 Scoring Margin.....7th (+2.2)
 Free-Throw Pct.....8th (.700)
 Field-Goal Pct.....11th (.431)
 FG Pct. Defense.....4th (.423)
 3-Pt. FG Pct.....6th (.355)
 3-Pt. FG Pct. Def.....8th (.364)
 Rebounding Off.....2nd (36.9)
 Rebounding Def.....5th (32.9)
 Rebounding Margin...3rd (+4.0)
 Blocked Shots.....2nd (4.9)
 Assists.....6th (15.0)
 Steals.....5th (6.4)
 Turnover Margin.....10th (-1.3)
 Assist/TO Ratio.....9th (1.1)
 Offensive Reb.....2nd (12.0)
 Defensive Reb.....2nd (25.0)
 3-Point FG Made.....7th (6.5)

Individual (All Games)

Kalin Lucas
 Scoring.....7th (17.0)
 Assists.....11th (3.2)
 Free-Throw Pct.....7th (.820)
 Steals.....t-14th (1.9)
 3-Point FG Pct....13th (.390)
 Assist/TO Ratio....13th (1.3)
 Minutes.....t-13th (33.4)
 Draymond Green
 Rebounding.....3rd (8.6)
 Assists.....8th (4.2)
 Blocked Shots.....10th (1.1)
 Steals.....2nd (1.8)
 Assist/TO Ratio....10th (1.8)
 Offensive Reb.....4th (2.5)
 Defensive Reb.....3rd (6.2)
 Delvon Roe
 Blocked Shots.....t-8th (1.2)
 Offensive Reb.....13th (1.9)
 Durrell Summers
 3-Point FG Made..12th (1.8)
 Keith Appling
 3-Point FG Pct....10th (.411)
 Adreian Payne
 Blocked Shots.....13th (0.8)

2011 Big Ten Tournament Results

First Round, March 10

(8) Northwestern 75 - (9) Minnesota 65
 (7) Michigan State 66 - (10) Iowa 61
 (6) Penn State 61 - (11) Indiana 55

Quarterfinals, March 11

(1) Ohio St. 67 - (8) Northwestern 61, OT
 (4) Michigan 60 - (5) Illinois 55
 (7) Michigan State 74 - (2) Purdue 56
 (6) Penn State 36 - (3) Wisconsin 33

Semifinals, March 12

(1) Ohio State 68 - (4) Michigan 61
 (6) Penn State 61 - (7) Michigan State 48

Finals, March 13

(1) Ohio State 71 - (6) Penn State 60

2011 All-Tournament Team

Kalin Lucas, Michigan State
 Michael Thompson, Northwestern
 William Buford, Ohio State
 Jon Diebler, Ohio State
 Jared Sullinger, Ohio State
 Talor Battle, Penn State

2011 Most Outstanding Player

Jared Sullinger, Ohio State



HISTORY AND TRADITION

2011 • 12

MICHIGAN STATE BASKETBALL


1979 NCAA CHAMPIONS

The 1978-79 season was truly a magical one for Coach Jud Heathcote and his Michigan State Spartans. Blending a perfect combination of individual ability, enthusiasm and teamwork, Heathcote formed a cohesive unit that captivated the nation and sellout crowds at Jenison Field House.

The Spartans compiled a 26-6 overall record and went 13-5 in the Big Ten to share the league crown with Purdue and Iowa.

State steamrolled through the NCAA Tournament, ending the season on top of the college basketball world with a 75-64 victory over Larry Bird and unbeaten Indiana State.

The 1978-79 squad gathered at Jenison Field House on Aug. 12, 1989, to play one more game against a team of former Spartan All-Stars. On a hot, sweltering night, the National Championship squad, led by Earvin Johnson's 25 points and 17 rebounds, topped the All-Stars, 95-93, before a sellout crowd of 10,004.



COACHES

2011-12 SPARTANS

2010-11 REVIEW

HISTORY

RECORDS

POSTSEASON

MEDIA INFO



2000 NCAA CHAMPIONS

Tom Izzo repeatedly talked to his team about leaving its mark on the program. The 1999-2000 Spartans did more than leave their mark; they set the standard by which all future Michigan State teams would be measured.

Part of being a champion is winning titles, which the Spartans accomplished in winning the National Championship, a third straight Big Ten Championship and a second consecutive Big Ten Tournament title. Michigan State's three consecutive conference crowns marked only the eighth time in league history that a team has won three straight titles.

A champion is also measured by its character. The Spartans displayed their relentless spirit in overcoming many different forms of adversity during the season. From playing the first 13 games of the season without All-America guard Mateen Cleaves to fighting back from significant second-half deficits in three NCAA Tournament games, Michigan State played with contagious emotion.

Finishing the season 32-7, the Spartans capped their championship run with an 89-76 victory over Florida on April 3, 2000, in the RCA Dome in Indianapolis. Michigan State became the first championship team to defeat all six of its NCAA opponents by double figures since the NCAA Tournament expanded to 64 teams.



BIG TEN CHAMPIONSHIP TEAMS



1956-57 Big Ten Champions

16-10 Overall, 10-4 Big Ten

Michigan State won its first Big Ten Championship under the direction of Coach Fordy Anderson. After opening the season with a 4-7 record, the Spartans won 10 in a row and 12-of-13 to capture a league championship and advance to the school's first Final Four.



1958-59 Big Ten Champions

19-4 Overall, 12-2 Big Ten

Led by All-American Johnny Green, the Spartans cruised to a Big Ten Championship, winning the league by four games. MSU fell one game short of the Final Four.



1966-67 Big Ten Champions

16-7 Overall, 10-4 Big Ten

Michigan State won its last four games to claim a share of the Big Ten Championship. Indiana, however, earned the NCAA Tournament bid, ending MSU's year in the regular season.



1977-78 Big Ten Champions

25-5 Overall, 15-3 Big Ten

The 1977-78 Spartans established new team highs for overall and Big Ten victories. MSU won the league by three games and fell one game short of making the Final Four.



1979 NCAA Champions

1978-79 Big Ten Champions

26-6 Overall, 13-5 Big Ten

After opening Big Ten play with a 4-4 record, MSU rallied with nine straight wins to claim a share of the league title. All-Americans Greg Kelser and Earvin Johnson then led Michigan State to its first National Championship, winning every game by double figures.



1989-90 Big Ten Champions

28-6 Overall, 15-3 Big Ten

The Spartans closed the season with 10 straight conference wins to claim the league title. Junior All-American Steve Smith paced the Spartans, who fell to Georgia Tech in overtime in the NCAA Tournament Sweet Sixteen.

COACHES

2011-12 SPARTANS

2010-11 REVIEW

HISTORY

RECORDS

POSTSEASON

MEDIA INFO



BIG TEN CHAMPIONSHIP TEAMS



1997-98 Big Ten Champions

22-8 Overall, 13-3 Big Ten

Michigan State won the first Big Ten Championship of the Tom Izzo era. Sophomore Mateen Cleaves was named Big Ten Player of the Year as he helped take a team that finished sixth in the league a year before to a league title and a trip to the NCAA Sweet Sixteen.



1998-99 Big Ten Champions

33-5 Overall, 15-1 Big Ten

Michigan State established a team and Big Ten record by winning 33 games, while dominating the league with a 15-1 record. In fact, after failing to Wisconsin in the league opener, the Spartans did not lose again until the Final Four, collecting 22 straight victories in the process.

2000 NCAA Champions 1999-2000 Big Ten Champions

32-7 Overall, 13-3 Big Ten

MSU won its third straight Big Ten Championship and the second NCAA Championship in school history. The Spartans won 20 of their final 22 games, including the last 11 games to win a regular-season championship, a Big Ten Tournament title and a National Championship.



2000-01 Big Ten Champions

28-5 Overall, 13-3 Big Ten

The Spartans became the fourth Big Ten team to win four consecutive league titles. MSU also became the ninth school in NCAA Tournament history to make three straight Final Fours.



2008-09 Big Ten Champions

31-7 Overall, 15-3 Big Ten

Michigan State set a school record with eight conference road wins en route to winning the league title by four games, tying the second-largest margin in Big Ten history. MSU then advanced to its fifth Final Four under Coach Izzo and made it all the way to the NCAA Championship game.

2009-10 Big Ten Champions

28-9 Overall, 14-4 Big Ten


Michigan State set a school mark by winning its first nine conference games. After dropping four of their next six, the Spartans closed the season with three league wins to claim a share of a second-straight crown. MSU also advanced to a second-straight Final Four.

SPARTAN ALL-AMERICANS



Roger Grove
1930

Les Gage All-America Grove became MSU's first All-American in 1930 when he found a spot on the Les Gage All-America team as a junior. He led the Spartans in scoring both as a junior (90 points) and a senior (135 pts.), serving as a team captain in 1931 as the Spartans finished the season with a 16-1 mark.



Chet Aubuchon
1940

Converse Yearbook (3rd) One of MSU's smallest All-Americans, Aubuchon led the 1939-40 Spartans in scoring. He was widely recognized for his skills as a ball handler, earning the nickname "Houdini of the Hardwood." He missed the next season with a serious blood disease, but captained the 1941-42 Spartans.



Julius McCoy
1956

Converse Yearbook (2nd), Helms Foundation (2nd), AP (3rd), UPI (3rd), NABC (3rd) McCoy averaged 27.2 points in 1956, nearly tripling the second-best scoring average on the team. He closed his career with 1,377 points in three seasons, leaving MSU as the school's all-time leading scorer at the time.



Jack Quiggle
1957

Helms Foundation (1st) As a junior, Quiggle averaged 15.3 points and 5.6 rebounds, leading Michigan State to its first Final Four in school history. He closed the season by averaging 16.5 points in four NCAA Tournament games, earning All-Regional honors.



Johnny Green
1958

NABC (2nd), International News Service (2nd), Converse Yearbook (2nd), Sporting News (2nd), AP (3rd), UPI (3rd), Helms Foundation (3rd)

1959 - Consensus Second Team Helms Foundation (1st), Look Magazine (1st), Converse Yearbook (1st), AP (2nd), NABC (2nd), UPI (2nd), Newspaper Enterprises Assn. (2nd), Sporting News (2nd) As a sophomore, Green earned a spot on the NCAA All-Tournament Team as MSU advanced to the 1957 Final Four. That performance led to two of the strongest seasons in Spartan history. In 1958, he averaged an MSU single-season record 17.8 rebounds to go along with 18.0 points. One year later, he averaged 18.5 points and 16.6 rebounds.



Horace Walker
1960

Converse Yearbook (2nd), Helms Foundation (2nd), AP (3rd), UPI (3rd) Walker dominated the lane in the Big Ten Conference in 1960. His 18.3 rebounds per game in conference play still stands as a record, despite standing just 6-foot-3. For the year, he averaged 22.6 points and 17.7 rebounds, the second-best single-season total in school history.

COACHES

2011-12 SPARTANS

2010-11 REVIEW

HISTORY

RECORDS

POSTSEASON

MEDIA INFO



Ralph Simpson

1970

NABC (3rd), Helms Foundation

In his only season of competition with the Spartans, Simpson burst on the scene in 1970, averaging 29.0 points as a sophomore, the second-best single-season average in MSU history. He also added 10.3 rebounds. After the year, he signed a contract with the Denver Rockets under the ABA's hardship rule.



Earvin "Magic" Johnson

1978

NABC (2nd), AP (3rd), UPI (3rd), Helms

1979 - Consensus First Team

AP (1st), NABC (1st), USBWA (1st), UPI (1st), Sporting News (1st), Converse Yearbook (1st), Wooden Award (1st), Helms

Johnson is the only Spartan freshman to earn All-America honors, averaging 17.0 points, 7.9 rebounds and 7.4 assists in 1978. One year later, he became Michigan State's first consensus First-Team All-American, averaging 17.1 points, 7.3 rebounds and an MSU single-season record 8.4 assists. He also led the Spartans with 2.3 steals per game. After coming up one game short of the 1978 Final Four, Johnson and the Spartans captured the 1979 NCAA Championship, as he earned Most Outstanding Player honors.



Mike Robinson

1974

Converse Yearbook (2nd), Helms Foundation

Robinson led the Big Ten in scoring as a sophomore and a junior, but earned All-America accolades as a senior, averaging 22.4 points in 1974. He left MSU as the school's all-time leading scorer with 1,717 points and still stands No. 9 on the all-time scoring chart.



Greg Kelser

1979

Converse Yearbook (1st), Wooden

Award (1st), AP (3rd), Helms Foundation Kelser was the leading scorer and rebounder on Michigan State's 1979 NCAA Championship team, averaging 18.8 points and 8.7 rebounds per game. He is the only player in Spartan history to record more than 2,000 points and 1,000 rebounds in his career.



Terry Furlow

1976

Converse Yearbook (2nd), AP (3rd), UPI (3rd), Helms Foundation

Furlow averaged 29.4 points as a senior, establishing an MSU single-season scoring average record that still stands today. In conference games, he averaged a remarkable 31.0 points per game. He finished his career with a then-school-record 1,777 points.




Jay Vincent

1981

AP (3rd)

A sophomore starter on the 1979 NCAA Championship team, Jay Vincent averaged 22.6 points and 8.5 rebounds as a senior in 1981, earning Big Ten Player of the Year honors. Vincent led the Big Ten in scoring in conference games as both a junior and senior.

SPARTAN ALL-AMERICANS




Sam Vincent
1985

Sporting News (1st), NABC (2nd), Basketball Times (2nd), AP (3rd), UPI (3rd)
Sam Vincent averaged 23.0 points in 1985, joining his brother Jay as the only Spartan brothers to earn All-America honors. He averaged a Big Ten-best 23.7 points in conference games. Despite his 6-foot-2 frame, he shot a remarkable 54.4 percent from the field.



Shawn Respert
1994
UPI (3rd)

1995 - Consensus First Team
AP (1st), NABC (1st), USBWA (1st), UPI (1st), Sporting News (1st), Basketball Times (1st), Wooden Award (1st)
MSU's all-time leading scorer, Respert averaged 25.6 points as a senior, earning consensus All-America honors, and winning the Big Ten scoring crown. He shot 47.3 percent from the field and 47.4 percent from 3-point range. A year earlier, he averaged 24.3 points.



Scott Skiles

1986 - Consensus Second Team
UPI (1st), Sporting News (1st), Basketball Times (1st), AP (2nd), USBWA (2nd), NABC (4th)

Skiles scored a single-season record 850 points as a senior, averaging 27.4 points and leading the Big Ten with 29.1 points per conference game. He also averaged 6.5 assists per game.



Mateen Cleaves

1998 - Consensus Second Team
USBWA (1st), AP (2nd), NABC (3rd), Basketball Times (2nd)

1999 - Consensus First Team
AP (1st), NABC (1st), USBWA (1st), Wooden Award (1st), Sporting News (2nd), Basketball Times (2nd)

2000 - Consensus Second Team
Sporting News (1st), Wooden Award (1st), AP (2nd), Basketball Times (2nd), NABC (3rd)

MSU's only three-time consensus All-American, Cleaves averaged a personal-best 16.1 points in 1998. One year later, he averaged 11.7 points and 7.2 assists as a consensus first-team selection. Despite missing 13 games as a senior, he was still a consensus second-team pick, leading MSU to the 2000 NCAA title.



Steve Smith

1990

Sporting News (1st), Wooden Award (1st), Basketball Times (2nd), AP (3rd), UPI (3rd)

1991 - Consensus Second Team
NABC (1st), Sporting News (1st), Wooden Award (1st), AP (2nd), Basketball Times (2nd), UPI (3rd)

Smith averaged 20.2 points as a junior. One year later, he averaged 25.1 points to be a consensus pick. At the time he finished his career, Smith was MSU's all-time leading scorer.




Morris Peterson

2000 - Consensus Second Team
Sporting News (1st), Wooden Award (1st), AP (2nd), NABC (2nd), USBWA (2nd)

In his only season as a full-time starter, Peterson averaged a team-best 16.8 points as a senior, earning Big Ten MVP honors and leading Michigan State to the 2000 NCAA Championship. As a junior, Peterson became the first reserve in Big Ten history to earn first-team all-league honors.



SPARTAN ALL-AMERICANS



Charlie Bell

2001

Wooden Award (1st), NABC (2nd), ESPN's Dick Vitale (2nd), AP (3rd)

After being a role player for his first three seasons, Bell emerged as a star as a senior. The all-around guard averaged 13.5 points, 5.1 assists and 4.7 rebounds in addition to being the squad's top perimeter defender. He opened the season by becoming the only Spartan other than Magic Johnson to record a triple-double.



Jason Richardson

2001 - Consensus Second Team

ESPN's Dick Vitale (1st), AP (2nd), USBWA (2nd), Sporting News (2nd), Basketball Times (2nd), NABC (3rd)

Richardson averaged just 5.1 points as a reserve on the 2000 NCAA title team. He returned for his sophomore season as MSU's leading scorer at 14.7 points, including many highlight reel plays.



Drew Neitzel

2007

CBS Sportsline.com (2nd), ESPN's Dick Vitale (2nd)

Neitzel was MSU's starting point guard in his first two seasons. As a junior, he excelled as MSU's go-to scorer, averaging a team-best 18.1 points per game, while still dishing out 4.3 assists. His scoring increase of +9.8 points is the third-largest amount by a Spartan starter in school history.

ACADEMIC ALL-AMERICANS



Ralph Simpson

1970



Greg Kelser

1979 - 1st Team



Matt Steigenga

1990 - 3rd Team



Chris Hill

2003 - 3rd Team

2004 - 1st Team

2005 - 1st Team

**2005 Academic
AA of the Year**



Drew Neitzel

2008 - 2nd Team

RETIRED JERSEYS



- * 340-220 in 19 years at MSU
- * 1979 NCAA Championship
- * Three Big Ten Championships
- * Coached 23 NBA Draft Picks
- * 2001 Inductee - MSU Hall of Fame



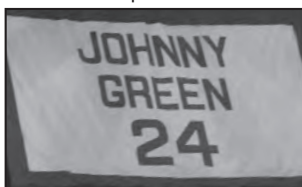
- Guard - Plymouth, Ind.
- * 2,145 Career Points
 - * 1986 All-American
 - * 1986 Big Ten Player of the Year
 - * 1986 Chicago Tribune Silver Basketball Recipient



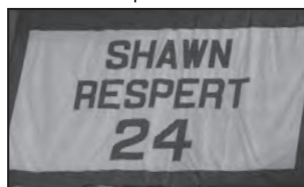
- Guard - Flint, Mich.
- * Big Ten Career Assists Leader
 - * 1998, 1999, 2000 All-American
 - * 1998 & 1999 Big Ten Player of the Year and Chicago Tribune Silver Basketball Recipient



- Guard - Detroit, Mich.
- * 2,263 Career Points
 - * 1990 & 1991 All-American
 - * 1990 Chicago Tribune Silver Basketball Recipient



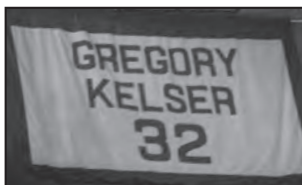
- Center - Dayton, Ohio
- * Owns MSU record for career rebounding average
 - * 1958 & 1959 All-American
 - * 1959 Chicago Tribune Silver Basketball Recipient



- Guard - Detroit, Mich.
- * 2,531 Career Points - MSU leader
 - * 1994 & 1995 All-American
 - * 1995 Big Ten Player of the Year
 - * 1995 Chicago Tribune Silver Basketball Recipient



- Forward/Center - Lansing, Mich.
- * 1,914 Career Points
 - * 1981 All-American
 - * 1981 Big Ten Player of the Year



- Forward - Detroit, Mich.
- * 2,014 Career Points
 - * 1,092 Career Reb. - MSU leader
 - * 1979 All-American
 - * 1979 Academic All-American



- Guard - Lansing, Mich.
- * 1978 & 1979 All-American
 - * 1979 Chicago Tribune Silver Basketball Recipient



- Guard - Flint, Mich.
- * 1,588 Career Points
 - * 2000 All-American
 - * 2000 Big Ten Player of the Year
 - * 2000 Chicago Tribune Silver Basketball Recipient



Earvin "Magic" Johnson

- * 1979 NCAA Champion
- * Redefined point guard position
- * Five-Time NBA Champion
- * 2002 Naismith Hall of Fame Inductee
- * 2009 National Collegiate Basketball Hall of Fame Inductee
- * Three-Time NBA MVP
- * Three-Time NBA Finals MVP
- * 12-Time NBA All-Star (MVP Twice)
- * 13-Year NBA career - Finishing No. 1 in career assists and No. 2 in career steals

COACHES

2011-12 SPARTANS

2010-11 REVIEW

HISTORY

RECORDS

POSTSEASON

MEDIA INFO



HONORS & AWARDS

Chicago Tribune Silver Basketball

1959.....	Johnny Green, C
1979.....	Earvin Johnson, G
1986.....	Scott Skiles, G
1990.....	Steve Smith, G
1995.....	Shawn Respert, G
1998.....	Mateen Cleaves, G
1999.....	Mateen Cleaves, G
2000.....	Morris Peterson, F

Big Ten Player of the Year

(Media or coaches) *

1981.....	Jay Vincent, F
1986.....	Scott Skiles, G
1995.....	Shawn Respert, G
1998.....	Mateen Cleaves, G
1999.....	Mateen Cleaves, G (C)
2000.....	Morris Peterson, F (C)
2009.....	Kalin Lucas, G

* Player of the year selected under the auspices of Associated Press and United Press from 1986-89.

All-Big Ten First Team

1956.....	Julius McCoy, F
1957.....	Jack Quiggle, G
	Johnny Green, C
1958.....	Johnny Green, C
1959.....	Johnny Green, C
1960.....	Horace Walker, C
1966.....	Stanley Washington, F
1969.....	Lee Lafayette, C
1970.....	Ralph Simpson, F
1972.....	Michael Robinson, G
1973.....	Michael Robinson, G
1974.....	Michael Robinson, G
	Lindsay Hairston, C
1975.....	Lindsay Hairston, C
	Terry Furlow, F
1976.....	Terry Furlow, F
1978.....	Earvin Johnson, F/G
1979.....	Earvin Johnson, F/G
	Greg Kelsner, F
1980.....	Jay Vincent, F
1981.....	Jay Vincent, F
1982.....	Kevin Smith, G
1984.....	Sam Vincent, G
1985.....	Sam Vincent, G
1986.....	Scott Skiles, G
1990.....	Steve Smith, G
1991.....	Steve Smith, G
1992.....	Mike Peplowski, C
1994.....	Shawn Respert, G
1995.....	Shawn Respert, G
1998.....	Mateen Cleaves, G
1999.....	Mateen Cleaves, G
	Morris Peterson, F
2000.....	Mateen Cleaves, G
	Morris Peterson, F



Lee Lafayette was a three-time All-Big Ten honoree.

2001.....	Charlie Bell, G (M)
	Jason Richardson, G/F
2002.....	Marcus Taylor, G
2004.....	Paul Davis, C
2007.....	Drew Neitzel, G
2008.....	Drew Neitzel, G (C)
2009.....	Kalin Lucas, G
2010.....	Kalin Lucas, G

Second Team

1953.....	Albert Ferrari, G
1955.....	Albert Ferrari, G
1954.....	Julius McCoy, F
1958.....	Robert Andereg, F
	Jack Quiggle, G
1959.....	Robert Andereg, F
1960.....	Lance Olson, F
1964.....	George (Pete) Gent, F
1965.....	Stanley Washington, F
1966.....	William Curtis, C
1967.....	Matthew Aitch, C
	Lee Lafayette, C
1968.....	Lee Lafayette, C
1977.....	Greg Kelsner, F
1978.....	Greg Kelsner, F
1981.....	Kevin Smith, G
1983.....	Sam Vincent, G
1985.....	Scott Skiles, G
1986.....	Darryl Johnson, G
1987.....	Darryl Johnson, G
1990.....	Kirk Manns, G
1993.....	Shawn Respert, G
1995.....	Eric Snow, G
1996.....	Quinton Brooks, F
2001.....	Charlie Bell, G (C)
	Andre Hutson, F
2003.....	Chris Hill, G
2004.....	Chris Hill, G
2005.....	Alan Anderson, F (M)
	Maurice Ager, G (C)
2006.....	Maurice Ager, G (M)
	Shannon Brown, G
	Paul Davis, C

2008.....	Drew Neitzel, G (M)
	Raymar Morgan, F
2009.....	Goran Suton, C
2011.....	Kalin Lucas, G

Third Team

1958.....	Larry Hedden, F
1962.....	George (Pete) Gent, F
1963.....	George (Pete) Gent, F
1964.....	Stanley Washington, F
1982.....	Kevin Smith, G
1983.....	Kevin Willis, C
1984.....	Sam Vincent, G
1986.....	Darryl Johnson, G
1989.....	Steve Smith, G
1992.....	Shawn Respert, G
	Mark Montgomery, G
1993.....	Mike Peplowski, C
1995.....	Jamie Feick, C
1997.....	Antonio Smith, F
1998.....	Antonio Smith, F
1999.....	Antonio Smith, F
	Charlie Bell, G
2002.....	Adam Ballinger, F (M)
2004.....	Kelvin Torbert, G (M)
2005.....	Alan Anderson, F (C)
	Maurice Ager, G (M)
	Paul Davis, C
2006.....	Maurice Ager, G (C)
2010.....	Draymond Green, F
	Raymar Morgan, F (C)
2011.....	Draymond Green, F

Big Ten Coach of the Year

1978.....	Jud Heathcote
1986.....	Jud Heathcote
1998.....	Tom Izzo
2009.....	Tom Izzo

Big Ten Defensive Player of the Year

1990.....	Ken Redfield, F
1995.....	Eric Snow, G
2009.....	Travis Walton, G

Big Ten Sixth Man of the Year

2010.....	Draymond Green, F
-----------	-------------------

Big Ten Scoring Champions

(Conference game average)

1972.....	Mike Robinson (27.2 ppg)
1973.....	Mike Robinson (26.7 ppg)
1975.....	Terry Furlow (20.2 ppg)
1976.....	Terry Furlow (31.0 ppg)
1980.....	Jay Vincent (22.1 ppg)
1981.....	Jay Vincent (24.1 ppg)

1985.....	Sam Vincent (23.7 ppg)
1986.....	Scott Skiles (29.1 ppg)
1991.....	Steve Smith (23.2 ppg)
1995.....	Shawn Respert (25.5 ppg)
2002.....	Marcus Taylor (17.7 ppg)

Big Ten All-Freshman Team

2004.....	Shannon Brown, G
2005.....	Drew Neitzel, G
2007.....	Raymar Morgan, F
2009.....	Delvon Roe, F

Big Ten All-Defensive Team

2006.....	Shannon Brown, G
2007.....	Travis Walton, G
2008.....	Travis Walton, G
2009.....	Travis Walton, G
2011.....	Delvon Roe, F

Big Ten Player of the Week

(Since 1981-82 season)

Feb. 28, 1983.....	Scott Skiles
March 7, 1983.....	Scott Skiles
Feb. 4, 1985.....	Sam Vincent
March 4, 1985.....	Sam Vincent
Jan. 20, 1986.....	Scott Skiles
Feb. 3, 1986.....	Scott Skiles
Feb. 17, 1986.....	Darryl Johnson
Dec. 7, 1988.....	Steve Smith
Dec. 20, 1988.....	Steve Smith
Jan. 31, 1989.....	Kirk Manns
Dec. 4, 1989.....	Steve Smith
Feb. 13, 1990.....	Kirk Manns
March 6, 1990.....	Steve Smith
March 13, 1990.....	Steve Smith
Jan. 15, 1991.....	Mike Peplowski
Jan. 22, 1991.....	Steve Smith
Dec. 23, 1991.....	Mike Peplowski
Feb. 17, 1992.....	Mike Peplowski
Dec. 14, 1992.....	Mike Peplowski
Feb. 28, 1994.....	Shawn Respert
Jan. 9, 1995.....	Eric Snow
Jan. 17, 1995.....	Shawn Respert
Jan. 30, 1995.....	Shawn Respert
Feb. 27, 1995.....	Eric Snow
March 13, 1995.....	Shawn Respert
Jan. 19, 1998.....	Mateen Cleaves
Feb. 2, 1998.....	Mateen Cleaves
Jan. 4, 1999.....	Morris Peterson
Jan. 24, 1999.....	Mateen Cleaves
Jan. 10, 2000.....	Morris Peterson
Feb. 7, 2000.....	Morris Peterson
Feb. 21, 2000.....	Mateen Cleaves
Nov. 20, 2000.....	Charlie Bell
Dec. 31, 2000.....	Charlie Bell
Jan. 15, 2001.....	Jason Richardson

HONORS & AWARDS

Feb. 19, 2001 .. Jason Richardson
 Feb. 25, 2002 .. Adam Ballinger
 March 4, 2002 .. Marcus Taylor
 Jan. 27, 2003 .. Chris Hill
 Jan. 19, 2004 .. Paul Davis
 Feb. 2, 2004 .. Paul Davis
 Dec. 13, 2004 .. Paul Davis
 March 7, 2005 .. Alan Anderson
 Nov. 28, 2005 .. Paul Davis
 Dec. 26, 2005 .. Shannon Brown
 Jan. 16, 2006 .. Paul Davis
 March 6, 2006 .. Paul Davis
 Nov. 20, 2006 .. Drew Neitzel
 Nov. 27, 2006 .. Drew Neitzel
 Feb. 26, 2007 .. Drew Neitzel
 Nov. 19, 2007 .. Raymar Morgan
 Jan. 7, 2008 .. Raymar Morgan
 Jan. 28, 2008 .. Drew Neitzel
 March 3, 2008 .. Goran Suton
 Jan. 5, 2009 .. Raymar Morgan
 Jan. 12, 2009 .. Kalin Lucas
 Feb. 16, 2009 .. Delvon Roe
 Feb. 1, 2010 .. Durrell Summers
 March 1, 2010 .. Raymar Morgan
 Nov. 29, 2010 .. Kalin Lucas
 Jan. 17, 2011 .. Draymond Green

NCAA

All-Tournament Team

1957 .. Johnny Green
 1979 .. Earvin Johnson
 Greg Kelsner
 2000 .. Charlie Bell
 Mateen Cleaves
 A.J. Granger
 Morris Peterson
 2009 .. Kalin Lucas
 Goran Suton

Final Four

Most Outstanding Player

1979 .. Earvin Johnson
 2000 .. Mateen Cleaves

NCAA Tournament

All-Regional Team

1957 .. Johnny Green (Midwest)
 Jack Quiggle (Midwest)
 1959 .. Bob Anderegg (Midwest)
 Johnny Green (Midwest)
 1978 .. Earvin Johnson (Midwest)
 Greg Kelsner (Midwest)
 1979 .. Earvin Johnson (Midwest)
 Greg Kelsner (Midwest)
 1986 .. Scott Skiles (Midwest)
 1990 .. Steve Smith (Southeast)
 1999 .. Mateen Cleaves (Midwest)
 A.J. Granger (Midwest)
 Morris Peterson (Midwest)

2000 .. Mateen Cleaves (Midwest)
 A.J. Granger (Midwest)
 Andre Hutson (Midwest)
 Morris Peterson (Midwest)
 2001 .. Charlie Bell (South)
 David Thomas (South)
 2003 .. Paul Davis (South)
 Erazem Lorbek (South)
 2005 .. Maurice Ager (Austin)
 Shannon Brown (Austin)
 Paul Davis (Austin)
 2009 .. Kalin Lucas (Midwest)
 Goran Suton (Midwest)
 Travis Walton (Midwest)
 2010 .. Draymond Green (Midwest)
 Durrell Summers (Midwest)

NCAA Regional Most Outstanding Player

1979 .. Greg Kelsner (Midwest)
 1999 .. Morris Peterson (Midwest)
 2000 .. Morris Peterson (Midwest)
 2001 .. Charlie Bell (South)
 2005 .. Shannon Brown (Austin)
 2009 .. Goran Suton (Midwest)
 2010 .. Durrell Summers (Midwest)

Most Valuable Player

(By vote of team to receive Chicago Tribune Award)

1951 .. James Snodgrass
 1952 .. William Bower
 1953 .. Albert Ferrari
 1954 .. Albert Ferrari
 1955 .. Albert Ferrari
 1956 .. Julius McCoy
 1957 .. George Ferguson

1958 .. Johnny Green
 1959 .. Johnny Green
 1960 .. Horace Walker
 1961 .. Arthur Schwarm
 1962 .. George (Pete) Gent
 1963 .. Edward (Ted) Williams
 1964 .. Frederick Thomann
 1965 .. Stanley Washington
 1966 .. Stanley Washington
 1967 .. Matthew Aitch
 1968 .. Lee Lafayette
 1969 .. Lee Lafayette
 1970 .. Ralph Simpson
 1971 .. William Kilgore
 1972 .. William Kilgore
 1973 .. William Kilgore
 1974 .. Michael Robinson
 1975 .. Lindsay Hairston
 1976 .. Terry Furlow
 1977 .. Robert Chapman
 1978 .. Greg Kelsner
 1979 .. Earvin Johnson
 1980 .. Jay Vincent
 1981 .. Jay Vincent
 1982 .. Kevin Smith
 1983 .. Sam Vincent
 1984 .. Sam Vincent
 1985 .. Sam Vincent
 1986 .. Scott Skiles
 1987 .. Darryl Johnson
 1988 .. Carlton Valentine
 1989 .. Steve Smith
 1990 .. Steve Smith
 1991 .. Steve Smith
 1992 .. Dwayne Stephens
 1993 .. Mike Peplowski
 1994 .. Shawn Respert
 1995 .. Shawn Respert
 1996 .. Quinton Brooks
 1997 .. Ray Weathers
 1998 .. Mateen Cleaves
 1999 .. Mateen Cleaves

2000 .. Mateen Cleaves
 Morris Peterson
 2001 .. Andre Hutson
 Jason Richardson
 2002 .. Marcus Taylor
 2003 .. Alan Anderson
 Chris Hill
 2004 .. Paul Davis
 2005 .. Alan Anderson
 2006 .. Maurice Ager
 Shannon Brown
 Paul Davis
 2007 .. Drew Neitzel
 2008 .. Drew Neitzel
 Raymar Morgan
 2009 .. Kalin Lucas
 2010 .. Kalin Lucas
 Raymar Morgan
 2011 .. Kalin Lucas

Most Valuable Player

(By vote of press, radio, and television representatives to receive Charles S. Phillips Award)

1951 .. Ray Steffen
 1952 .. William Bower
 1953 .. Albert Ferrari
 1954 .. Albert Ferrari
 1955 .. Albert Ferrari
 1956 .. Julius McCoy
 1957 .. Jack Quiggle
 1958 .. Johnny Green
 1959 .. Johnny Green
 1960 .. Horace Walker
 1961 .. Arthur Schwarm
 1962 .. George (Pete) Gent
 1963 .. Edward (Ted) Williams
 1964 .. George (Pete) Gent
 1965 .. William Curtis
 1966 .. Stanley Washington
 1967 .. Matthew Aitch
 1968 .. Lee Lafayette
 1969 .. Lee Lafayette
 1970 .. Ralph Simpson
 1971 .. William Kilgore
 1972 .. Michael Robinson
 1973 .. Michael Robinson
 1974 .. Michael Robinson
 1975 .. Lindsay Hairston
 1976 .. Terry Furlow
 1977 .. Greg Kelsner
 1978 .. Earvin Johnson
 1979 .. Earvin Johnson
 Greg Kelsner
 1980 .. Jay Vincent
 1981 .. Jay Vincent
 1982 .. Kevin Smith
 1983 .. Scott Skiles
 1984 .. Sam Vincent
 1985 .. Sam Vincent
 1986 .. Scott Skiles
 1987 .. Darryl Johnson



Goran Suton was named Most Valuable Player of the 2009 Midwest Regional.

COACHES

2011-12 SPARTANS

2010-11 REVIEW

HISTORY

RECORDS

POSTSEASON

MEDIA INFO



HONORS & AWARDS

1988.....	Ken Redfield
1989.....	Steve Smith
1990.....	Steve Smith
1991.....	Steve Smith
1992.....	Mike Peplowski
1993.....	Shawn Respert
1994.....	Shawn Respert
1995.....	Shawn Respert
1996.....	Eric Snow
1997.....	Quinton Brooks
1998.....	Ray Weathers
1999.....	Mateen Cleaves
2000.....	Mateen Cleaves
2001.....	Morris Peterson
2002.....	Charlie Bell
2003.....	Andre Hutson
2004.....	Marcus Taylor
2005.....	Chris Hill
2006.....	Paul Davis
2007.....	Alan Anderson
2008.....	Paul Davis
2009.....	Drew Neitzel
2010.....	Drew Neitzel
2011.....	Kalin Lucas

John E. Benington Best Defensive Player

1977.....	James Coutre
1978.....	Robert Chapman
1979.....	Earvin Johnson
1980.....	Terry Donnelly
1981.....	Rick Kaye
1982.....	Ben Tower
1983.....	Ben Tower
1984.....	Ben Tower
1985.....	Richard Mudd
1986.....	Barry Fordham
1987.....	Vernon Carr
1988.....	Ed Wright
1989.....	Ken Redfield
1990.....	Ken Redfield
1991.....	Dwayne Stephens
1992.....	Mark Montgomery
1993.....	Dwayne Stephens
1994.....	Eric Snow
1995.....	Eric Snow
1996.....	Daimon Beathea
1997.....	Ray Weathers
1998.....	Charlie Bell
1999.....	Mateen Cleaves
2000.....	Antonio Smith
2001.....	Charlie Bell
2002.....	Andre Hutson
2003.....	Alan Anderson
2004.....	Kevin Torbert

2005.....	Alan Anderson
2006.....	Kelvin Torbert
2007.....	Shannon Brown
2008.....	Travis Walton
2009.....	Travis Walton
2010.....	Chris Allen
2011.....	Raymar Morgan

Academic All-Big Ten

(from 1964)	Bill Curtis
1966.....	Steve Rymal
1968.....	Ralph Simpson
1970.....	Terry Donnelly
1971.....	Greg Kelsner
1972.....	Mark Montgomery
1973.....	Matt Steigenga
1974.....	Mark Montgomery
1975.....	Mike Peplowski
1976.....	Matt Steigenga
1977.....	Matt Steigenga
1978.....	Steve Polonowski
1979.....	Erik Qualman
1980.....	Steve Nicodemus
1981.....	Steve Polonowski
1982.....	Mark Prylow
1983.....	Steve Nicodemus
1984.....	Steve Polonowski
1985.....	Steve Polonowski
1986.....	Mat Ishbia
1987.....	Mat Ishbia
1988.....	Jason Andreas
1989.....	Mat Ishbia
1990.....	Jason Andreas
1991.....	Mat Ishbia
1992.....	Brian Westrick
1993.....	Jason Andreas
1994.....	Chris Hill
1995.....	Brian Westrick
1996.....	Adam Wolfe
1997.....	Jason Andreas
1998.....	Chris Hill
1999.....	Chris Hill
2000.....	Drew Naymick
2001.....	Jason Aerts
2002.....	Idong Ibok
2003.....	Drew Neitzel
2004.....	Brandon Darnton
2005.....	Jacob Hannon
2006.....	Idong Ibok
2007.....	Drew Naymick
2008.....	Drew Neitzel
2009.....	Bryan Tibaldi
2010.....	Isaiah Dahlman
2011.....	Tom Herzog

2010.....	Isaiah Dahlman
2011.....	Tom Herzog
2012.....	Mike Keblor

Academic All-District IV

1990.....	Matt Steigenga
1991.....	Chris Hill
1992.....	Chris Hill
1993.....	Chris Hill
1994.....	Chris Hill
1995.....	Chris Hill
1996.....	Drew Neitzel

Most Improved Player

1963.....	William Berry
1964.....	Stanley Washington
1965.....	Edward (Ted) Cray
1966.....	Matthew Aitch
1967.....	Heywood Edwards
1968.....	James Gibbons
1969.....	Tom Lick
1970.....	Rudy Benjamin
1971.....	Paul Dean
1972.....	Gary Ganakas
1973.....	Benny White
1974.....	Lindsay Hairston
1975.....	William Glover
1976.....	Dan Riewald
1977.....	Ronald Charles
1978.....	Michael Brkovich
1979.....	Terry Donnelly
1980.....	Ronald Charles
1981.....	Ben Tower
1982.....	Kevin Willis
1983.....	Kevin Willis
1984.....	Larry Polec
1985.....	Sam Vincent
1986.....	Darryl Johnson
1987.....	Carlton Valentine
1988.....	George Papadakos
1989.....	Kirk Manns

1990.....	Kirk Manns
1991.....	Mark Montgomery
1992.....	Dwayne Stephens
1993.....	Eric Snow
1994.....	Anthony Miller
1995.....	Jamie Feick
1996.....	Ray Weathers
1997.....	Antonio Smith
1998.....	Mateen Cleaves
1999.....	Morris Peterson
2000.....	Jason Klein
2001.....	Morris Peterson
2002.....	A.J. Granger
2003.....	Charlie Bell
2004.....	Jason Andreas
2005.....	Adam Ballinger
2006.....	Kevin Torbert
2007.....	Maurice Ager
2008.....	Shannon Brown
2009.....	Goran Sutton
2010.....	Kalin Lucas
2011.....	Delvon Roe
2012.....	Durrell Summers
2013.....	Draymond Green
2014.....	Mike Keblor

Stephen G. Scofes Inspirational Player*

1963.....	William Schwarz
1964.....	Marcus Sanders
1965.....	John Shick
1966.....	Edward (Ted) Cray
1967.....	Edward (Ted) Cray
1968.....	Gerald Geistler
1969.....	John Holms
1970.....	Steve Kirkpatrick
1971.....	Ronald Gutkowski
1972.....	Ronald Gutkowski



Kevin Torbert was voted MSU's Best Defensive Player four straight years.

HONORS & AWARDS

1973.....	Gary Ganakas
1974....	Robert (Joe) Shackleton
1975.....	Lovelle Rivers
1976.....	Benny White
1977.....	Edgar Wilson
1978.....	Dan Riewald
	Alfred Brown
1979.....	Mike Longaker
1980.....	Mike Longaker
1981.....	Mike Brkovich
1982.....	Derek Perry
1983.....	Derek Perry
1984.....	Ben Tower
1985.....	Scott Skiles
1986.....	Larry Polec
1987.....	Barry Fordham
1988.....	Todd Wolfe
1989.....	Todd Wolfe
1990.....	Todd Wolfe
1991.....	Mike Peplowski
1992.....	Matt Steigenga
1993.....	Mike Peplowski
1994.....	Kris Weshinsky
1995.....	Eric Snow
1996.....	David Hart
1997.....	Steve Polonowski
1998.....	DuJuan Wiley
1999.....	Antonio Smith
2000.....	Mateen Cleaves
2001.....	Brandon Smith
	David Thomas
2002.....	Mat Ishbia
2003.....	Adam Wolfe
2004.....	Jason Andreas
2005.....	Delco Rowley
2006.....	Delco Rowley
2007.....	Travis Walton
2008.....	Travis Walton
2009.....	Travis Walton
2010.....	Isaiah Dahlman
2011.....	Draymond Green
* Was the Sportsmanship Award prior to 1995	

Unsung Player

1989.....	Jim Sarkine
1990.....	Dave Mueller
1991.....	Jeff Casler
1992.....	Ron Haley
1993.....	Jon Zulauf
1994.....	Erik Qualman
1995.....	Mark Prylow
1996.....	Antonio Smith
1997.....	Morris Peterson
1998.....	Andre Hutson
	Jason Klein
1999.....	Andre Hutson
2000.....	Andre Hutson
	A.J. Granger
2001.....	David Thomas
2002.....	Tim Bograkos
	Chris Hill
2003.....	Jason Andreas
2004.....	Tim Bograkos
	Rashi Johnson

2005.....	Tim Bograkos
2006.....	Delco Rowley
	Matt Trannon
2007.....	Drew Naymick
2008.....	Drew Naymick
2009.....	Isaiah Dahlman
	Idong Ibok
2010.....	Isaiah Dahlman
2011.....	Mike Kebler

Chairman of the Boards

1996.....	Jamie Feick
2000.....	Morris Peterson
2001.....	Andre Hutson
	Zach Randolph
2002.....	Adam Ballinger
2003.....	Aloysius Anagnone
2004.....	Paul Davis
2005.....	Paul Davis
2006.....	Paul Davis
2007.....	Goran Sutton
2008.....	Goran Sutton
2009.....	Goran Sutton
2010.....	Draymond Green
2011.....	Draymond Green

Scholar-Athlete Award

1996.....	Steve Nicodemus
	Steve Polonowski
1997.....	Steve Polonowski
1998.....	A.J. Granger
1999.....	Charlie Bell
2000.....	A.J. Granger
2001.....	Jason Andreas
2002.....	Jason Andreas
2003.....	Chris Hill
2004.....	Chris Hill
2005.....	Chris Hill
	Drew Naymick
2006.....	Drew Naymick
2007.....	Jacob Hannon
	Drew Naymick
2008.....	Tom Herzog
	Drew Naymick
	Drew Neitzel
2009.....	Tom Herzog
	Idong Ibok
	Mike Kebler
2010.....	Tom Herzog
	Mike Kebler
2011.....	Mike Kebler

Distinguished Spartan Award

1997.....	Rickey Ayala
1998.....	Julius McCoy
1999.....	Robin Roberts
2000.....	Horace Walker
2001.....	Johnny Green
2002.....	Gus Ganakas



Robert Anderegg was Michigan State's first recipient of the Big Ten Conference Medal of Honor.

2003.....	Lance Olson
2004.....	Greg Kelsner
2005.....	Peter Gent
2006.....	Kevin Willis
2007.....	Michael Longaker
2009.....	Jay Vincent

Antonio Smith Glue and Guts Award

2001.....	Aloysius Anagnone
	Andre Hutson
2002.....	Aloysius Anagnone
2003.....	Aloysius Anagnone
2004.....	Tim Bograkos
2005.....	Tim Bograkos
2006.....	Matt Trannon
2007.....	Travis Walton
2008.....	Travis Walton
2009.....	Travis Walton
2010.....	Draymond Green
2011.....	Draymond Green
	Delvon Roe

Tim Bograkos Walk-On Award

2007.....	Jacob Hannon
2008.....	Mike Kebler
2009.....	Jon Crandell
2010.....	Jon Crandell
2011.....	Anthony Ianni

MSU Athletics Hall of Fame

1992.....	Jack Breslin
	Bob Carey
	Lynn Chadnois
	Lyman Fridmold
	Johnny Green
	Earvin Johnson
	Robin Roberts
1996.....	Chet Aubuchon
	Greg Kelsner

2000.....	Roger Groove
	Brad Van Pelt
2001.....	Jud Heathcote
	Steve Smith
2007.....	Scott Skiles
2010.....	Julius McCoy
2011.....	Mateen Cleaves

George Alderton Athlete of the Year

(Presented annually to the top male athlete at MSU)

1985.....	Sam Vincent
1986.....	Scott Skiles
1991.....	Steve Smith
1995.....	Shawn Respert
1999.....	Mateen Cleaves
2000.....	Mateen Cleaves

Big Ten Conference Medal of Honor

(Presented annually at each conference institution for outstanding achievement in academics and athletics)

1959.....	Robert Anderegg
1964.....	George (Pete) Gent
1979.....	Greg Kelsner
1981.....	Jay Vincent
2005.....	Chris Hill
2008.....	Drew Neitzel

Dr. James Feurig Achievement & Service Award

(Presented to a graduating senior for athletic and academic success, who demonstrates involvement in school/campus and community activities)

1980.....	Michael Longaker
1987.....	Barry Fordham
1992.....	Matt Steigenga

Chester Brewer Leadership Award

(Presented to a graduating senior for athletic and academic achievement and for possessing a high degree of character, leadership qualities and skill)

1957.....	Pat Wilson
1968.....	John Bailey
1980.....	Terry Donnelly
1995.....	Eric Snow



CURRENT SPARTANS IN THE NBA

Six former Spartans saw action in the 2010-11 NBA season.



Zach Randolph

After earning NBA All-Star honors in 2009-10, Randolph elevated his status even further in 2010-11. During the regular season, he averaged 20.1 ppg and 12.2 rpg for the Memphis Grizzlies. In the playoffs, he averaged 22.2 points and 10.8 boards as the Grizzlies advanced to the conference semifinals. He's averaged a double-double in each of the last five seasons in his 10-year NBA career.



Jason Richardson

Jason Richardson has averaged more than 14 points in each of his 10 NBA seasons, including three years over 20 ppg. He won back-to-back NBA Slam Dunk titles in 2002 and 2003. He spent his first six seasons at Golden State, before moving to Charlotte, and then Phoenix. Last year, he was traded to Orlando in a mid-season move.



Shannon Brown

Brown was a key reserve on back-to-back World Championship teams with the Lakers in 2009 and 2010. Last season, he averaged a career-best 8.7 points per contest. In 2010, he participated in the NBA Slam Dunk Contest. He is the sixth Spartan to win an NBA Championship ring.



Charlie Bell

After five seasons in Milwaukee, Bell played with the Golden State Warriors in 2010-11. Over the course of seven seasons in the NBA, Bell has averaged 8.5 points, playing for four different teams.



Maurice Ager

Maurice Ager has spent part of four seasons in the NBA with three different teams, most recently appearing in four games with the Minnesota Timberwolves last season.



Morris Peterson

The 2010-11 season was Peterson's 11th in the NBA and his first with the Oklahoma City Thunder. His career also includes a three-year stint in New Orleans, after opening with seven seasons in Toronto. He's averaged double figures in scoring four times in his career, including a career-best 16.8 ppg in 2005-06.



Scott Skiles

Head Coach

After a 10-year NBA career, Skiles moved to the coaching ranks. He's in his fourth season with the Milwaukee Bucks, following stints in Phoenix (1999-2002) and Chicago (2003-08). In 2010, he directed the Bucks to the NBA Playoffs, making his sixth playoff appearance as a head coach.

Behind the Scenes

Former MSU assistant Jim Boylan is on Skiles' staff, while former assistant Jim Boylen is an assistant with the Indiana Pacers. Former MSU video coordinator Paul Rivers is Director of Minor League Operations and Basketball Technology with the Oklahoma City Thunder. Former managers have found homes in the NBA. Steve Hetzel is the Player Development Coach for the Detroit Pistons. Brian Pauga is the Director of Basketball Operations with the San Antonio Spurs. Dan Vincent is Assistant to the Head Coach with the Cleveland Cavaliers.

SPARTANS IN THE NBA

Maurice Ager

Dallas (2006-08)
New Jersey (2007-09)
Minnesota (2010-11)
4-year NBA Avg.
2.1 ppg 0.6 rpg 0.2 apg

Matthew Aitch

Indiana (1967-68)
1-year NBA Avg.
5.6 ppg 3.6 rpg 0.4 apg

Bob Anderegg

New York (1959-60)
1-year NBA Avg.
4.0 ppg 2.1 rpg 0.9 apg

Alan Anderson

Charlotte (2005-07)
2-year NBA Avg.
5.8 ppg 1.5 rpg 1.0 apg

Chet Aubuchon

Detroit (1946-47)
1-year NBA Avg.
2.2 ppg 0.7 apg

Charlie Bell

Phoenix (2001-02)
Dallas (2001-02)
Milwaukee (2005-10)
Golden State (2010-11)
7-year NBA Avg.
8.5 ppg 2.2 rpg 2.3 apg

Robert Brannum

Sheboygan (1948-50)
Boston (1951-55)
6-year NBA Avg.
7.4 ppg 7.0 rpg 2.1 apg

Shannon Brown

Cleveland (2006-08)
Chicago (2007-08)
Charlotte (2008-09)
Los Angeles Lakers (2008-11)
5-year NBA Avg.
6.9 ppg 1.7 rpg 1.1 apg

Edward Burton

New York (1961-62)
St. Louis (1964-65)
2-year NBA Avg.
2.2 ppg 1.2 rpg 0.2 apg

Mateen Cleaves

Detroit (2000-01)
Sacramento (2001-03)
Cleveland (2003-04)
Seattle (2004-06)
6-year NBA Avg.
3.6 ppg 1.0 rpg 1.9 apg

Paul Davis

L.A. Clippers (2006-09)
Washington (2009-10)
4-year NBA Avg.
2.6 ppg 1.9 rpg 0.4 apg

Jamie Feick

Charlotte (1996-97)
San Antonio (1996-97)
Milwaukee (1997-99)
New Jersey (1998-2001)
6-year NBA Avg.
4.5 ppg 7.1 rpg 0.7 apg

Al Ferrari

St. Louis (1955-56; '58-62)
Chicago (1962-63)
6-year NBA Avg.
6.8 ppg 2.2 rpg 2.5 apg

Terry Furlow

Philadelphia (1976-77)
Cleveland (1977-79)
Atlanta (1978-80)
Utah (1979-80)
4-year NBA Avg.
10.7 ppg 2.1 rpg 2.4 apg

Johnny Green

New York (1959-66)
Baltimore (1965-67)
San Diego (1967-68)
Philadelphia (1967-69)
Cincinnati (1969-72)
Kansas City/Omaha (1972-73)
14-year NBA Avg.
11.6 ppg 8.6 rpg 1.4 apg

Lindsay Hairston

Detroit (1975-76)
1-year NBA Avg.
5.8 ppg 3.8 rpg 0.4 apg

Darryl Johnson

Cleveland (1995-96)
1-year NBA Avg.
1.1 ppg 0.2 rpg 0.1 apg

Earvin Johnson

Los Angeles (1979-91; '95-96)
13-year NBA Avg.
19.5 ppg 7.2 rpg 11.2 apg

Ken Johnson

Portland (1985-86)
1-year NBA Avg.
4.1 ppg 3.8 rpg 0.3 apg

Greg Kelser

Detroit (1979-82)
Seattle (1981-83)
San Diego (1983-84)
Indiana (1984-85)
6-year NBA Avg.
9.7 ppg 4.6 rpg 1.3 apg

Matthew Mazza

Sheboygan (1949-50)
1-year NBA Avg.
3.8 ppg 1.1 apg

Anthony Miller

L.A. Lakers (1994-96)
Atlanta (1996-98; 2000-01; '04-05)
Houston (1998-2001)
Philadelphia (2000-01)
8-year NBA Avg.
2.8 ppg 2.7 rpg 0.4 apg

Mike Peplowski

Sacramento (1993-94)
Detroit (1994-95)
Washington (1995-96)
Milwaukee (1995-96)
3-year NBA Avg.
2.6 ppg 2.9 rpg 0.4 apg

Morris Peterson

Toronto (2000-07)
New Orleans (2007-10)
Oklahoma City (2010-11)
11-year NBA Avg.
10.7 ppg 3.5 rpg 1.5 apg

Zach Randolph

Portland (2001-07)
New York (2007-09)
Los Angeles Clippers (2008-09)
Memphis (2009-11)
10-year NBA Avg.
17.6 ppg 9.2 rpg 1.7 apg

Shawn Respert

Milwaukee (1995-97)
Toronto (1996-98)
Dallas (1997-98)
Phoenix (1998-99)
4-year NBA Avg.
4.9 ppg 1.3 rpg 1.0 apg

Jason Richardson

Golden State (2001-07)
Charlotte (2007-09)
Phoenix (2008-11)
Orlando (2010-11)
10-year NBA Avg.
18.0 ppg 5.1 rpg 2.8 apg

Ralph Simpson

Denver (1970-76; 77-78)
Detroit (1976-78)
Philadelphia (1978-79)
New Jersey (1978-80)
10-year NBA Avg.
8.4 ppg 2.1 rpg 2.2 apg

Scott Skiles

Milwaukee (1986-87)
Indiana (1987-89)
Orlando (1989-94)
Washington (1994-95)
Philadelphia (1995-96)
10-year NBA Avg.
11.1 ppg 2.5 rpg 6.5 apg

Steve Smith

Miami (1991-95; 2004-05)
Atlanta (1994-99)
Portland (1999-2001)
San Antonio (2001-03)
New Orleans (2003-04)
14-year NBA Avg.
14.3 ppg 3.2 rpg 3.1 apg

Eric Snow

Seattle (1995-98)
Philadelphia (1997-2004)
Cleveland (2004-08)
13-year NBA Avg.
6.8 ppg 2.5 rpg 5.0 apg

Matt Steigenga

Chicago (1996-97)
1-year NBA Avg.
1.5 ppg 1.5 rpg 1.0 apg

Jay Vincent

Dallas (1981-86)
Washington (1986-87)
Denver (1987-89)
San Antonio (1988-89)
Philadelphia (1989-90)
L.A. Lakers (1989-90)
9-year NBA Avg.
15.2 ppg 5.5 rpg 2.0 apg

Sam Vincent

Boston (1985-87)
Seattle (1987-88)
Chicago (1987-90)
Orlando (1990-92)
7-year NBA Avg.
7.8 ppg 2.1 rpg 3.9 apg

Horace Walker

Chicago (1961-62)
1-year NBA Avg.
6.7 ppg 7.2 rpg 1.1 apg

Kevin Willis

Atlanta (1984-95; 2004-05)
Miami (1994-96)
Golden State (1995-96)
Houston (1996-98; 2001-02)
Toronto (1998-2000)
San Antonio (2002-04)
Dallas (2006-07)
20-year NBA Avg.
12.1 ppg 8.4 rpg 0.9 apg

COACHES

2011-12 SPARTANS

2010-11 REVIEW

HISTORY

RECORDS

POSTSEASON

MEDIA INFO



SPARTAN NBA DRAFT PICKS



Mateen Cleaves was picked by Detroit in the first round of the 2000 NBA Draft.



Maurice Ager, Shannon Brown and Paul Davis were all selected in the 2006 NBA Draft.

1952

Gordon Stauffer - Indianapolis

1955

Al Ferrari - Milwaukee

Bob Armstrong - Rochester

1956

Julius McCoy - St. Louis

1957

George Ferguson - Milwaukee - 7th Rd.

1958

Jack Quiggle - Detroit - 8th Rd.

1959

Johnny Green - New York - 1st Rd.

Bob Anderegg - New York - 3rd Rd.

1960

Horace Walker - St. Louis - 4th Rd.

1964

Pete Gent - Baltimore - 14th Rd.

1966

Stan Washington - Los Angeles - 5th Rd.

Bill Curtis - Chicago - 8th Rd.

1967

Charles Smith - Baltimore - 11th Rd.

Matthew Aitch - Detroit - 13th Rd.

1969

Lee Lafayette - San Francisco - 4th Rd.

1971

Rudy Benjamin - San Diego - 5th Rd.

1972

Ralph Simpson - Chicago - 1st Rd.

1973

Bill Kilgore - Detroit - 9th Rd.

1974

Mike Robinson - Cleveland - 7th Rd.

1975

Lindsay Hairston - Detroit - 4th Rd.

1976

Terry Furlow - Philadelphia - 1st Rd.

1977

Bob Chapman - Kansas City 5th Rd.

1979

Earvin Johnson - L.A. Lakers - 1st Rd.

Greg Kelser - Detroit - 1st Rd.

1980

Ron Charles - Chicago - 4th Rd.

1981

Jay Vincent - Dallas - 2nd Rd.

Mike Brkovich - Milwaukee - 8th Rd.

1982

Kevin Smith - Detroit - 9th Rd.

1983

Derek Perry - Detroit - 6th Rd.

1984

Kevin Willis - Atlanta - 1st Rd.

Ben Tower - Detroit - 9th Rd.

1985

Sam Vincent - Boston - 1st Rd.

Ken Johnson - Portland - 2nd Rd.

1986

Scott Skiles - Milwaukee - 1st Rd.

Larry Polec - Detroit - 7th Rd.

1987

Darryl Johnson - Golden State - 3rd Rd.

Vernon Carr - Sacramento - 5th Rd.

1991

Steve Smith - Miami - 1st Rd.

1992

Matt Steigenga - Chicago - 2nd Rd.

1993

Mike Peplowski - Sacramento - 2nd Rd.

1994

Anthony Miller - Golden State - 2nd Rd.

1995

Shawn Respert - Portland - 1st Rd.

Eric Snow - Milwaukee - 2nd Rd.

1996

Jamie Feick - Philadelphia - 2nd Rd.

2000

Mateen Cleaves - Detroit - 1st Rd.

Morris Peterson - Toronto - 1st Rd.

2001

Jason Richardson - Golden St. - 1st Rd.

Zach Randolph - Portland - 1st Rd.

Andre Hutson - Milwaukee - 2nd Rd.

2002

Marcus Taylor - Minnesota - 2nd Rd.

2005

Erazem Lorbek - Indiana - 2nd Rd.

2006

Shannon Brown - Cleveland - 1st Rd.

Maurice Ager - Dallas - 1st Rd.

Paul Davis - L.A. Clippers - 2nd Rd.

2009

Goran Suton - Utah - 2nd Rd.

USA BASKETBALL

Olympic Games

Magic Johnson (1992)
Steve Smith (2000)

Goodwill Games

Shawn Respert (1994)
Tom Izzo (Asst. Coach 2001)

World Championships

Steve Smith (1994)
Mateen Cleaves (1998)
Charlie Bell (2005)

Pan-American Games

Jud Heathcote
(Asst. Coach 1975, 1987)
Mike Peplowski (1991)
Matt Steigenga (1999)
Chris Hill (2003)
Tom Izzo (Head Coach 2003)
Drew Neitzel (2007)

Men's Select Team

Jason Richardson (2000)

World University Games

John Benington (Head Coach 1967)
Kevin Willis (1983)
Steve Smith (1989)
Shawn Respert (1993)
Draymond Green (2011)

USA Hoop Summit

Zach Randolph (2000)
Marcus Taylor (2000)

U-19 World Championships

Scott Skiles (1983)
Maurice Ager (2003)
Paul Davis (2003)
Raymar Morgan (2007)
Keith Appling (2011)



Tom Izzo has twice served as a USA Basketball Coach.

Young Men's Championship

Zach Randolph (2000)
Jason Richardson (2000)
Marcus Taylor (2001)

USA Youth Dev. Festival

Marcus Taylor (1998)
Zach Randolph (1999)
Alan Anderson (2000)
Paul Davis (2001)
Matt Trannon (2001)
Shannon Brown (2002)
Drew Naymick (2002)
Drew Neitzel (2003)
Isaiah Dahlman (2005)
Tom Herzog (2005)
Delvon Roe (2007)
Korie Lucious (2007)

Under 18 National Team

Chris Allen (2006)

Under 16 National Team

Brandan Kearney (2009)

Youth Olympic Games

Brandan Kearney (2010)

USA Olympic Festival

Robert Gonzalez (1979)
Ben Tower (1981)
Sam Vincent (1981-82)
Patrick Ford (1983)
Scott Skiles (1983)
Mike Peplowski (1989)
Matt Steigenga (1989)
Dwayne Stephens (1990)
Anthony Miller (1991)
Quinton Brooks (1993)

Bold italic indicates current Spartan



Keith Appling played for Team USA at the 2011 U-19 World Championships.



Earvin "Magic" Johnson won an Olympic Gold Medal with the original "Dream Team" in 1992.



Draymond Green was a key performer at the 2011 World University Games.

COACHES

2011-12 SPARTANS

2010-11 REVIEW

HISTORY

RECORDS

POSTSEASON

MEDIA INFO



ALL-TIME CAPTAINS

1898-99	*	1957-58	Jack Quiggle	1997-98	Antonio Smith
1899-00	*	1958-59	Robert Anderegg		Mateen Cleaves
1900-01	Charles Blanchard		Johnny Green	1998-99	Antonio Smith
1901-02	James Cooper	1959-60	Lance Olson		Mateen Cleaves
1902-03	Joseph Haftencamp		Horace Walker		Jason Klein
1903-04	Edward Balbach	1960-61	David Fahs		Thomas Kelley
1904-05	Foley Tuttle	1961-62	Arthur Schwarm	1999-2000	Mateen Cleaves
1905-06	*	1962-63	John Lamers		A.J. Granger
1906-07	Edward Krehl	1963-64	George (Pete) Gent		Morris Peterson
1907-08	Roy Vondette	1964-65	Marcus Sanders	2000-01	Charlie Bell
1908-09	Parnell McKerna	1965-66	William Curtis		Andre Hutson
1909-10	Claude Hannish	1966-67	Matthew Aitch		David Thomas
1910-11	Fred Busch	1967-68	John Bailey	2001-02	Aloysius Anagonye
1911-12	Ralph Chamberlain	1968-69	Lee Lafayette		Adam Bailing
1912-13	Robert Goss	1969-70	James Gibbons		Marcus Taylor
1913-14	George Gauthier		Lloyd Ward	2002-03	Aloysius Anagonye
1914-15	Oscar Miller	1970-71	Rudy Benjamin		Adam Bailing
1915-16	Lyman Frimodig	1971-72	Ronald Gutkowski	2003-04	Alan Anderson
1916-17	Albert McClelland		Patrick Miller		Jason Andreas
1917-18	Byron Murray	1972-73	William Kilgore		Kelvin Torbert
1918-19	Lawrence Kurtz	1973-74	Michael Robinson	2004-05	Alan Anderson
1919-20	George Garrett	1974-75	Lindsay Hairston		Tim Bograkovs
1920-21	Walter Foster	1975-76	Terry Furlow		Chris Hill
1921-22	Lloyd Heasley	1976-77	Robert Chapman		Kelvin Torbert
1922-23	Clarence Fessenden	1977-78	Robert Chapman	2005-06	Maurice Ager
1923-24	Wesley Eva		Gregory Kelsner		Shannon Brown
1924-25	Matt Nuttilla	1978-79	Earvin Johnson		Paul Davis
1925-26	Paul Hackett		Gregory Kelsner		Delco Rowley
1926-27	Kenneth Drew	1979-80	Ronald Charles	2006-07	Drew Neitzel
1927-28	Verne Dickeson		Terry Donnelly		Travis Walton
1928-29	Carl Felt	1980-81	Michael Brkovich	2007-08	Drew Neitzel
1929-30	James VanZylen		Jay Vincent		Travis Walton
1930-31	Arthur Haga	1981-82	Kurt James	2008-09	Kalin Lucas
	Roger Grove		Kevin Smith		Travis Walton
	Edward Scott	1982-83	William Cawood	2009-10	Isaiah Dahlman
1931-32	Dee Pinneo		Derek Perry		Draymond Green
1932-33	Garold McCaslin	1983-84	Benjamin Tower		Kalin Lucas
	Alton Kircher		Kevin Willis		Raymar Morgan
1933-34	Wendall Patchett	1984-85	Sam Vincent	2010-11	Draymond Green
1934-35	Robert Herrick		Richard Mudd		Kalin Lucas
	Milo Rouse	1985-86	Scott Skiles		
	Arnold VanFaasen		Larry Polec		
1935-36	Daniel Reck	1986-87	Darryl Johnson		
1936-37	Ron Garlock		Barry Fordham		
1937-38	Howard Kraft	1987-88	George Papadakos		
1938-39	Leo Callahan		Carlton Valentine		
1939-40	Max Dalrymple		Ed Wright		
	Martin Hutt	1988-89	Ken Redfield		
1940-41	Robert Phillips		Todd Wolfe		
1941-42	Chester Aubuchon	1989-90	Ken Redfield		
1942-43	Carl Petroski		Steve Smith		
1943-44	No Sched. - World War II	1990-91	Steve Smith		
1944-45	Nickolas Hashu		Matt Steigenga		
1945-46	Oliver White	1991-92	Mark Montgomery		
1946-47	Robin Roberts		Matt Steigenga		
1947-48	Robert Brannum	1992-93	Mike Peplowski		
1948-49	Robert Geahan		Dwayne Stephens		
	Jack Wulf	1993-94	Kris Weshinsky		
1949-50	Robert Robbins		Shawn Respert		
1950-51	James Snodgrass	1994-95	Eric Snow		
1951-52	Clarence (Sonny) Means		Shawn Respert		
1952-53	Erik Furseth	1995-96	Quinton Brooks		
1953-54	Keith Stackhouse		Jamie Feick		
1954-55	Albert Ferrari	1996-97	Steve Polonowski		
1955-56	Walter Godfrey		Antonio Smith		
1956-57	George Ferguson				

* - no captains selected



Antonio Smith was a three-year captain from 1996-97 to 1998-99.



SPARTAN RECORDS

2011 • 12

MICHIGAN STATE BASKETBALL



SCORING RECORDS

INDIVIDUAL

Career

Points	No.	Years
1. Shawn Respert	2,531	1990-95
2. Steve Smith	2,263	1987-91
3. Scott Skiles	2,145	1982-86
4. Greg Kelsner	2,014	1975-79
5. Kalin Lucas	1,996	2007-11
6. Jay Vincent	1,914	1977-81
7. Sam Vincent	1,851	1981-85
8. Terry Furlow	1,777	1972-76
9. Paul Davis	1,718	2002-06
10. Mike Robinson	1,717	1971-74

Scoring Avg. Avg. (Gms.) Years

1. Mike Robinson	24.2 (71)	1971-74
2. Shawn Respert	21.2 (119)	1990-95
3. Julius McCoy	20.9 (66)	1953-56
4. Steve Smith	18.5 (122)	1987-91
5. Scott Skiles	18.2 (118)	1982-86
6. Stan Washington	18.0 (69)	1963-66
7. Terry Furlow	17.8 (100)	1972-76
8. Greg Kelsner	17.5 (115)	1975-79
9. Pete Gent	17.4 (66)	1961-64
10. Earvin Johnson	17.1 (62)	1977-79

Season

Points	No.	Years
1. Scott Skiles	850	1985-86
2. Terry Furlow	793	1975-76
3. Shawn Respert	778	1993-94
4. Steve Smith	752	1990-91
5. Shawn Respert	716	1994-95
6. Ralph Simpson	667	1969-70
7. Sam Vincent	666	1984-85
8. Morris Peterson	657	1999-2000
9. Maurice Ager	656	2005-06
10. Drew Neitzel	635	2006-07

By Class:

Freshman: Earvin Johnson - 511 (1977-78)

Sophomore: Ralph Simpson - 667 (1969-70)

Junior: Shawn Respert - 778 (1993-94)

Senior: Scott Skiles - 850 (1985-86)

Scoring Avg. Avg. Years

1. Terry Furlow	29.4	1975-76
2. Ralph Simpson	29.0	1969-70
3. Scott Skiles	27.4	1985-86
4. Julius McCoy	27.2	1955-56
5. Shawn Respert	25.6	1994-95
6. Mike Robinson	25.3	1972-73
7. Steve Smith	25.1	1990-91
8. Mike Robinson	24.7	1971-72
9. Shawn Respert	24.3	1993-94
10. Sam Vincent	23.0	1984-85

By Class:

Freshman: Earvin Johnson - 17.0 (1977-78)

Sophomore: Ralph Simpson - 29.0 (1969-70)

Junior: Mike Robinson - 25.3 (1972-73)

Senior: Terry Furlow - 29.4 (1975-76)

Year-By-Year Scoring Leaders

BASED ON TOTAL POINTS (SINCE 1926-27)

Year	Name	Pos.	Pts. (Avg.)	Year	Name	Pos.	Pts. (Avg.)
1926-27	V. Dickeson, f	62 (NA)	1969-70	Ralph Simpson, g	667 (29.0)
1927-28	V. Dickeson, f	100 (NA)	1970-71	Rudy Benjamin, g	520 (21.2)
1928-29	Arthur Haga, g	99 (NA)	1971-72	Mike Robinson, g	594 (24.7)
1929-30	Roger Grove, f	91 (NA)	1972-73	Mike Robinson, g	608 (25.3)
1930-31	Roger Grove, f	135 (NA)	1973-74	Mike Robinson, g	515 (22.4)
1931-32	Randy Boeskool, c	80 (NA)	1974-75	Terry Furlow, f	509 (20.4)
1932-33	Gerald McCaslin, f	92 (NA)	1975-76	Terry Furlow, f	793 (29.4)
1933-34	Maurice Buysse, c	126 (NA)	1976-77	Greg Kelsner, f	565 (21.7)
1934-35	Arnold Van Faasen, c	133 (NA)	1977-78	Greg Kelsner, f	531 (17.7)
1935-36	Ron Garlock, g	109 (NA)	1978-79	Greg Kelsner, f	602 (18.8)
1936-37	Leonard Oesterink, f	112 (NA)	1979-80	Jay Vincent, c/f	582 (21.6)
1937-38	George Falkowski, f	173 (NA)	1980-81	Jay Vincent, c/f	609 (22.6)
1938-39	George Falkowski, f	119 (NA)	1981-82	Kevin Smith, g	436 (15.6)
1939-40	Chet Aubuchon, g	169 (NA)	1982-83	Sam Vincent, g	498 (16.6)
1940-41	Max Hindman, f	144 (NA)	1983-84	Scott Skiles, g	405 (14.5)
1941-42	Joe Gerard, f	239 (NA)	1984-85	Sam Vincent, g	666 (23.0)
1942-43	John Cawood, f	118 (NA)	1985-86	Scott Skiles, g	850 (27.4)
1943-44	No team due to World War II			1986-87	Darryl Johnson, g	618 (22.1)
1944-45	Sam Fortino, f	203 (11.9)	1987-88	Carlton Valentine, f	371 (13.3)
1945-46	Sam Fortino, f	251 (12.0)	1988-89	Steve Smith, g	585 (17.7)
1946-47	Bob Geahan, f	235 (11.2)	1989-90	Steve Smith, g	627 (20.2)
1947-48	Bob Brannum, c	344 (15.6)	1990-91	Steve Smith, g	752 (25.1)
1948-49	Bill Rapchak, f	211 (10.6)	1991-92	Shawn Respert, g	474 (15.8)
1949-50	Dan Smith, f	207 (9.4)	1992-93	Shawn Respert, g	563 (20.1)
1950-51	Ray Steffen, c	186 (8.9)	1993-94	Shawn Respert, g	778 (24.3)
1951-52	Keith Stackhouse, f	236 (11.8)	1994-95	Shawn Respert, g	716 (25.6)
1952-53	Al Ferrari, f	351 (16.0)	1995-96	Quinton Brooks, f	505 (16.3)
1953-54	Julius McCoy, f	409 (16.8)	1996-97	Ray Weathers, g	395 (13.6)
1954-55	Al Ferrari, f	442 (20.1)	1997-98	Mateen Cleaves, g	484 (16.1)
1955-56	Julius McCoy, f	600 (27.2)	1998-99	Morris Peterson, f	516 (13.6)
1956-57	Jack Quiggle, g	384 (15.3)	1999-2000	Morris Peterson, f	657 (16.8)
1957-58	Johnny Green, c	397 (18.0)	2000-01	Jason Richardson, g	486 (14.7)
1958-59	Bob Anderegg, f	450 (19.5)	2001-02	Marcus Taylor, g	488 (16.8)
1959-60	Horace Walker, f/c	473 (22.6)	2002-03	Chris Hill, g	479 (13.7)
1960-61	Dick Hall, f/c	390 (16.2)	2003-04	Paul Davis, c	474 (15.8)
1961-62	Pete Gent, f	311 (14.1)	2004-05	Maurice Ager, g	464 (14.1)
1962-63	Pete Gent, f	329 (16.4)	2005-06	Maurice Ager, g	656 (19.3)
1963-64	Pete Gent, f	506 (21.0)	2006-07	Drew Neitzel, g	635 (18.1)
1964-65	Stan Washington, f	490 (21.3)	2007-08	Raymar Morgan, f	505 (14.0)
1965-66	Stan Washington, f	397 (18.0)	2008-09	Kalin Lucas, g	559 (14.7)
1966-67	Matthew Aitch, c	376 (16.3)	2009-10	Kalin Lucas, g	490 (14.8)
1967-68	Lee Lafayette, c/f	405 (16.8)	2010-11	Kalin Lucas, g	578 (17.0)
1968-69	Lee Lafayette, c/f	430 (18.7)				

TEAM

Season

Points	No.	Games
1. 1999-2000	2,889	39 games
2. 2008-09	2,737	38 games
3. 1998-99	2,726	38 games
4. 2009-10	2,658	37 games
5. 1989-90	2,592	34 games

Scoring Avg. Avg. (Pts.) Games

1. 1963-64	92.1 (2,211 pts)	24 gms
2. 1964-65	85.9 (1,977)	23 gms
3. 1985-86	83.1 (2,576)	31 gms
4. 1958-59	82.0 (1,886)	23 gms
5. 1972-73	81.8 (1,964)	24 gms

Game

Points	Opponent	Date
1. 121	Morehead St.	12/1/1992
2. 118	Alcorn State	12/13/2008
118	Oklahoma	12/21/1963
4. 117	Ball State	12/29/1994
5. 114	Michigan	3/4/2000

Big Ten Game

Points	Opponent	Date
1. 114	Michigan	3/4/2000
2. 110	Purdue	3/1/1965
3. 107	Iowa	2/15/1964
107	Indiana	1/11/1964
107	Iowa	2/22/1964
107	Northwestern	2/29/1964

SCORING RECORDS

TOP INDIVIDUAL SCORING GAMES

50	Terry Furlow vs. Iowa	1/5/1976 (MSU 105-88)
48	Terry Furlow vs. Northwestern	1/8/1976 (NU 105-89)
45	Scott Skiles vs. Minnesota	1/18/1986 (UM 76-71)
	Julius McCoy vs. Notre Dame	12/21/1955 (MSU 84-78)
43	Shawn Respert vs. Minnesota	2/23/1994 (MSU 85-68)
	Scott Skiles vs. Ohio State	3/8/1986 (MSU 91-81)
42	Darryl Johnson vs. BYU	12/29/1986 (BYU 96-88)
	Terry Furlow vs. Ohio State	1/10/1976 (MSU 92-82)
	Ralph Simpson vs. Western Mich.	12/13/1969 (MSU 86-71)
41	Terry Furlow vs. Detroit	12/22/1975 (UD 85-82)
	Rudy Benjamin vs. Butler	12/14/1970 (MSU 99-75)
	Julius McCoy vs. Michigan	2/6/1956 (MSU 86-76)
40	Shawn Respert vs. Indiana	1/11/1995 (IU 89-82)
	Shawn Respert vs. Indiana	3/9/1994 (MSU 94-78)
	Kirk Manns vs. Purdue	1/25/1989 (MSU 106-83)
	Scott Skiles vs. Michigan	1/25/1986 (MSU 91-79)
	Terry Furlow vs. Indiana	2/9/1976 (IU 85-70)
	Mike Robinson vs. Northwestern	3/3/1973 (MSU 86-72)
	Ralph Simpson vs. Oregon	12/21/1969 (UO 87-82)
	Julius McCoy vs. Ohio State	1/28/1956 (MSU 94-91)
39	Shawn Respert vs. Iowa	3/8/1995 (UI 79-78)
	Steve Smith vs. Minnesota	3/3/1990 (MSU 75-73)
	Sam Vincent vs. Purdue	1/10/1985 (MSU 81-72 ot)
38	Steve Smith vs. Central Michigan	12/20/1990 (MSU 74-61)
	Terry Furlow vs. Michigan	2/14/1976 (UM 81-64)
	Mike Robinson vs. Iowa	1/15/1973 (MSU 76-74)
37	Shawn Respert vs. Nebraska	12/10/1994 (UN 96-91)
	Jay Vincent vs. Minnesota	2/28/1981 (UM 92-89 ot)
	Mike Robinson vs. Michigan	3/4/1972 (MSU 96-92)
	Ralph Simpson vs. Minnesota	1/30/1970 (UM 92-87)
36	Maurice Ager vs. Gonzaga	11/22/2005 (GU 109-106, 3OT)
	Steve Smith vs. Michigan	3/1/1990 (MSU 78-70)
	Steve Smith vs. Auburn	11/24/1989 (MSU 92-79)
	Scott Skiles vs. Wisconsin	1/30/1986 (MSU 83-81)
	Jay Vincent vs. Iowa	1/10/1981 (UI 65-57)
	Jay Vincent vs. Michigan	2/16/1980 (MSU 82-74)
	Greg Kelsner vs. Detroit	12/21/1977 (MSU 103-74)
	Terry Furlow vs. Ohio State	2/3/1975 (MSU 101-83)
	Mike Robinson vs. Central Mich.	12/1/1973 (MSU 78-70)
	Ralph Simpson vs. Eastern Kent.	12/1/1969 (MSU 89-35)
	Bill Curtis vs. Michigan	1/26/1965 (UM 103-98)
35	Shawn Respert vs. Illinois	2/15/1995 (MSU 68-58)
	Steve Smith vs. Illinois	1/17/1991 (MSU 71-68)
	Steve Smith vs. Evansville	12/18/1990 (MSU 81-76)
	Scott Skiles vs. Northwestern	2/27/1986 (MSU 82-48)
	Scott Skiles vs. Ohio State	2/24/1983 (MSU 101-94 3 ot)
	Terry Furlow vs. Illinois	1/24/1976 (MSU 74-63)
	Ralph Simpson vs. Purdue	2/3/1970 (PU 105-86)
	Ralph Simpson vs. Notre Dame	1/20/1970 (MSU 85-82)
	Ted Williams vs. Purdue	3/4/1963 (PU 94-93)
	Lance Olson vs. Iowa	1/23/1960 (MSU 90-80)
	Julius McCoy vs. Wisconsin	2/27/1956 (MSU 89-82)

TOP SCORING GAMES BY CLASS

Freshman: 32 - Scott Skiles vs. Ohio State (2/24/1983)
 Sophomore: 42 - Ralph Simpson vs. W. Michigan (12/13/1969)
 Junior: 45 - Julius McCoy vs. Notre Dame (12/21/1955)
 Senior: 50 - Terry Furlow vs. Iowa (1/5/1976)



Terry Furlow owns the top two single-game scoring efforts in MSU history.

MSU'S 100-POINT GAMES

Pts.	Opp. (MSU-Opp.)	Date (Location)
121	Morehead State (121-53)	12/1/1992 (East Lansing)
118	Alcorn State (118-60)	12/13/2008 (East Lansing)
	Oklahoma (118-100)	12/21/1963 (Tempe, Ariz.)
117	Ball State (117-95)	12/29/1994 (East Lansing)
114	Michigan (114-63)	3/4/2000 (East Lansing)
111	Cleveland State (111-68)	12/12/1994 (East Lansing)
110	Purdue (110-92)	3/1/1965 (East Lansing)
109	Northern Michigan (109-86)	11/30/1963 (East Lansing)
109	Western Mich. (109-69)	12/13/1978 (Kalamazoo, Mich.)
107	East Tennessee State (107-81)	12/9/1993 (East Lansing)
	Northwestern (107-97)	2/29/1964 (East Lansing)
	Iowa (107-89)	2/22/1964 (Iowa City, Iowa)
	Iowa (107-82)	2/15/1964 (East Lansing)
	Indiana (107-103)	1/11/1964 (East Lansing)
106	Massachusetts (106-68)	11/28/2009 (Atlantic City, N.J.)
	Gonzaga (106-109, 3OT)	11/22/2005 (Lahaina, Hawai'i)
	Purdue (106-83)	1/25/1989 (East Lansing)
	Wisconsin (106-90)	1/6/1964 (East Lansing)
105	Iowa (105-88)	1/5/1976 (East Lansing)
	Wisconsin (105-87)	1/25/1975 (East Lansing)
104	UW-Green Bay (104-46)	11/23/2004 (East Lansing)
	Florida A&M (104-72)	11/19/2004 (East Lansing)
	Bowling Green St. (104-81)	12/7/1963 (East Lansing)
103	Indiana (103-74)	3/2/2008 (East Lansing)
	Loyola (Ill.) (103-71)	12/9/2000 (Chicago, Ill.)
	Central Michigan (103-60)	1/29/1985 (East Lansing)
	Detroit (103-74)	12/21/1977 (Detroit)
	Rochester (103-61)	12/29/1972 (Rochester, N.Y.)
	Wichita State (103-68)	12/10/1966 (East Lansing)
	Michigan (103-91)	2/14/1959 (East Lansing)
102	Nicholls State (102-52)	11/27/2004 (East Lansing)
	New Hampshire (102-65)	12/30/1977 (Norfolk, Va.)
	Ohio State (102-99)	1/27/1964 (East Lansing)
	Alma (102-3)	2/1/1902 (East Lansing)
101	Nebraska (101-78)	12/4/1991 (East Lansing)
	Ohio State (101-94, 3OT)	2/24/1983 (East Lansing)
	Marshall (101-82)	12/19/1981 (East Lansing)
	Pennsylvania (101-67)	3/24/1979 (Salt Lake City, Utah)
	Ohio State (101-83)	2/3/1975 (Columbus, Ohio)
	Western Michigan (101-100)	12/4/1963 (East Lansing)
100	Idaho (100-62)	11/16/2008 (East Lansing)
	Iowa (100-91)	2/12/1972 (Iowa City, Iowa)



1,000-POINT CLUB



Shawn Respert



Steve Smith



Scott Skiles




Greg Kelser



1. Shawn Respert - 2,531 points

Respert scored his 1,000th point in his 56th game vs. Penn State (March 13, 1993).


Year	GP/GS	FG-FGA	Pct.	3FG-FGA	Pct.	FT-FTA	Pct.	Reb/Avg.	Ast./Avg.	Pts./Avg.
1990-91	1/0	0-2	.000	0-0	.000	0-0	.000	0/0.0	0/0.0	0/0.0
1991-92	30/30	173-344	.503	60-132	.454	68-78	.872	64/2.1	62/2.1	474/15.8
1992-93	28/28	192-399	.481	60-140	.429	119-139	.856	111/4.0	73/2.6	563/20.1
1993-94	32/32	272-562	.484	92-205	.449	142-169	.840	127/4.0	81/2.5	778/24.3
1994-95	28/28	229-484	.473	119-251	.474	139-160	.869	111/4.0	85/3.0	716/25.6
Totals	119/118	866-1791	.483	331-728	.455	468-546	.857	413/3.4	301/2.5	2531/21.2



2. Steve Smith - 2,263 points

Smith scored his 1,000th point in his 66th game vs. Furman (Dec. 2, 1989).


Year	GP/GS	FG-FGA	Pct.	3FG-FGA	Pct.	FT-FTA	Pct.	Reb/Avg.	Ast./Avg.	Pts./Avg.
1987-88	28/26	108-232	.466	14-30	.467	69-91	.758	112/4.0	82/2.9	299/10.7
1988-89	33/32	217-454	.478	22-63	.349	129-169	.763	229/6.0	112/3.4	585/17.7
1989-90	31/29	233-443	.526	45-98	.459	116-167	.695	216/7.0	150/4.9	627/20.2
1990-91	30/30	268-566	.474	66-162	.407	150-187	.802	183/6.1	109/3.6	752/25.1
Totals	122/117	826-1695	.487	147-353	.416	464-614	.756	740/6.1	453/3.7	2263/18.5



3. Scott Skiles - 2,145 points

Skiles scored his 1,000th point in his 72nd game vs. Illinois (Jan. 12, 1985).

Year	GP/GS	FG-FGA	Pct.	3FG-FGA	Pct.	FT-FTA	Pct.	Reb/Avg.	Ast./Avg.	Pts./Avg.
1982-83	30/27	141-286	.493	25-50	.500	69-83	.831	63/2.1	146/4.9	376/12.5
1983-84	28/28	153-319	.480	—	—	99-119	.832	62/2.2	128/4.6	405/14.5
1984-85	29/29	212-420	.505	—	—	90-114	.790	93/3.2	168/5.8	514/17.1
1985-86	31/31	331-598	.554	—	—	188-209	.900	135/4.4	203/6.5	850/27.4
Totals	115/115	827-1623	.516	25-50	.500	446-525	.850	353/3.0	645/5.5	2145/18.2



4. Greg Kelser - 2,014 points

Kelser scored his 1,000th point in his 90th game vs. Detroit (Dec. 21, 1977).

Year	GP/GS	FG-FGA	Pct.	3FG-FGA	Pct.	FT-FTA	Pct.	Reb/Avg.	Ast./Avg.	Pts./Avg.
1975-76	27/23	136-263	.517	—	—	44-78	.564	260/9.5	32/1.2	316/11.7
1976-77	26/26	217-441	.492	—	—	131-196	.668	280/10.8	67/2.6	565/21.7
1977-78	30/30	221-362	.610	—	—	89-152	.586	274/9.1	39/1.3	531/17.7
1978-79	32/32	246-451	.545	—	—	110-164	.671	278/8.7	56/1.8	602/18.8
Totals	115/111	820-1575	.541	—	—	374-590	.634	1092/9.5	194/1.7	2014/17.5



5. Kalin Lucas - 1,996 points

Lucas scored his 1,000th point in his 79th game vs. Florida (Nov. 27, 2009).

Year	GP/GS	FG-FGA	Pct.	3FG-FGA	Pct.	FT-FTA	Pct.	Reb/Avg.	Ast./Avg.	Pts./Avg.
2007-08	36/17	138-320	.431	20-55	.364	73-95	.768	56/1.6	137/3.8	369/10.3
2008-09	38/37	173-438	.395	41-105	.390	172-213	.808	80/2.1	176/4.6	559/14.7
2009-10	33/31	165-364	.453	35-99	.354	128-162	.772	62/1.9	131/4.0	490/14.8
2010-11	34/34	194-453	.428	53-136	.390	137-167	.820	73/2.1	114/3.4	578/17.0
Totals	141/119	670-1575	.425	149-395	.377	507-637	.796	271/1.9	558/4.0	1996/14.2

1,000-POINT CLUB



6. Jay Vincent - 1,914 points

Vincent scored his 1,000th point in his 74th game vs. Wisconsin (Jan 17, 1980).


Year	GP/GS	FG-FGA	Pct.	3FG-FGA	Pct.	FT-FTA	Pct.	Reb/Avg.	Ast./Avg.	Pts./Avg.
1977-78	29/26	137-239	.573	—	—	55-86	.640	110/3.7	30/1.0	329/11.3
1978-79	31/28	170-343	.496	—	—	54-93	.581	161/5.2	38/1.2	394/12.7
1979-80	27/27	233-451	.517	—	—	116-161	.720	209/7.7	61/2.3	582/21.5
1980-81	27/27	259-522	.496	—	—	91-141	.645	229/8.5	50/1.9	609/22.6
Totals	114/108	799-1555	.514	—	—	316-481	.657	709/6.2	179/1.6	1914/16.8



7. Sam Vincent - 1,851 points

Vincent scored his 1,000th point in his 68th game vs. Iowa (Jan. 4, 1984).


Year	GP/GS	FG-FGA	Pct.	3FG-FGA	Pct.	FT-FTA	Pct.	Reb/Avg.	Ast./Avg.	Pts./Avg.
1981-82	28/27	130-182	.461	—	—	68-91	.747	78/2.8	55/2.0	328/11.7
1982-83	30/30	180-401	.449	5-11	.455	133-172	.773	79/2.6	66/2.2	498/16.6
1983-84	23/23	130-261	.498	—	—	99-122	.811	62/2.7	68/3.0	359/15.6
1984-85	29/29	245-450	.544	—	—	176-208	.846	112/3.9	117/4.0	666/23.0
Totals	110/109	685-1294	.529	5-11	.455	476-593	.803	331/3.0	306/2.8	1851/16.8



8. Terry Furlow - 1,777 points

Furlow scored his 1,000th point in his 74th game vs. Central Michigan (Dec. 1, 1975).

Year	GP/GS	FG-FGA	Pct.	3FG-FGA	Pct.	FT-FTA	Pct.	Reb/Avg.	Ast./Avg.	Pts./Avg.
1972-73	24/2	58-137	.423	—	—	20-30	.667	83/3.4	NA	136/5.7
1973-74	24/20	150-297	.505	—	—	39-59	.661	171/7.1	NA	339/14.1
1974-75	25/25	205-391	.524	—	—	99-120	.825	171/6.8	NA	509/20.4
1975-76	27/27	308-653	.472	—	—	177-202	.876	207/7.7	87/3.2	793/29.4
Totals	100/74	721-1478	.488	—	—	335-411	.815	632/6.3	87/3.2	1777/17.8



9. Paul Davis - 1,718 points

Davis scored his 1,000th point in his 86th game vs. Minnesota (Feb. 16, 2005).

Year	GP/GS	FG-FGA	Pct.	3FG-FGA	Pct.	FT-FTA	Pct.	Reb/Avg.	Ast./Avg.	Pts./Avg.
2002-03	35/5	88-201	.438	1-6	.167	97-147	.660	165/4.7	15/0.4	274/7.8
2003-04	30/30	163-287	.568	5-15	.333	143-179	.799	187/6.2	59/2.0	474/15.8
2004-05	32/29	157-290	.541	1-8	.125	77-115	.670	257/8.0	50/1.6	392/12.3
2005-06	33/33	206-364	.566	6-19	.316	160-184	.870	301/9.1	54/1.6	578/17.5
Totals	130/97	614-1142	.538	13-48	.271	477-625	.763	910/7.0	178/1.4	1718/13.2



10. Mike Robinson - 1,717 points

Robinson scored his 1,000th point in his 41st game vs. Notre Dame (Feb. 7, 1973).

Year	GP/GS	FG-FGA	Pct.	3FG-FGA	Pct.	FT-FTA	Pct.	Reb/Avg.	Ast./Avg.	Pts./Avg.
1971-72	24/23	245-565	.434	—	—	104-147	.707	73/3.0	NA	594/24.7
1972-73	24/24	259-536	.483	—	—	90-113	.796	101/4.2	NA	608/25.3
1973-74	23/23	208-440	.473	—	—	99-128	.773	66-2.9	NA	515/22.4
Totals	71/70	712-1541	.462	—	—	293-388	.755	240/3.4	NA	1717/24.2



11. Raymar Morgan - 1,597 points

Morgan scored his 1,000th point in his 76th game vs. Oakland (Dec. 27, 2008).

Year	GP/GS	FG-FGA	Pct.	3FG-FGA	Pct.	FT-FTA	Pct.	Reb/Avg.	Ast./Avg.	Pts./Avg.
2006-07	28/25	121-249	.486	5-16	.313	80-116	.690	145/5.2	23/0.8	327/11.7
2007-08	36/36	187-335	.558	10-33	.303	121-180	.672	221/6.1	58/1.6	505/14.0
2008-09	35/26	132-251	.526	5-21	.238	89-135	.659	148/5.3	41/1.2	358/10.2
2009-10	36/33	154-291	.529	5-17	.294	94-140	.671	222/6.2	63/1.8	407/11.3
Totals	135/120	594-1126	.528	25-87	.287	384-571	.673	772/5.7	185/1.4	1597/11.8



12. Morris Peterson - 1,588 points

Peterson scored his 1,000th point in his 102nd game vs. Texas (Nov. 27, 1999).

Year	GP/GS	FG-FGA	Pct.	3FG-FGA	Pct.	FT-FTA	Pct.	Reb/Avg.	Ast./Avg.	Pts./Avg.
1995-96	4/0	1-1	1.000	0-0	.000	0-1	.000	3/0.8	0/0.0	2/0.5
1996-97	29/18	72-166	.434	16-59	.271	36-51	.706	97/3.4	18/0.6	196/6.8
1997-98	27/0	81-182	.445	23-69	.333	32-58	.552	94/3.5	24/0.9	217/8.0
1998-99	38/4	190-343	.554	22-59	.373	114-140	.814	216/5.7	36/0.9	516/13.6
1999-2000	39/38	218-469	.465	85-200	.425	136-176	.773	235/6.0	49/1.3	657/16.8
Totals	137/60	562-1161	.484	146-387	.377	318-426	.746	645/4.7	1270.9	1588/11.6

COACHES

2011-12 SPARTANS

2010-11 REVIEW

HISTORY

RECORDS

POSTSEASON

MEDIA INFO



1,000-POINT CLUB



13. Maurice Ager - 1,554 points

Ager scored his 1,000th point in his 95th game vs. IPFW (Nov. 27, 2005).

Year	GP/GS	FG-FGA	Pct.	3FG-FGA	Pct.	FT-FTA	Pct.	Reb/Avg.	Ast./Avg.	Pts./Avg.
2002-03	27/4	60-150	.400	29-73	.397	31-40	.775	61/2.3	17/0.6	180/6.7
2003-04	30/4	87-225	.387	37-106	.349	43-61	.705	96/3.2	20/0.7	254/8.5
2004-05	33/31	150-315	.476	53-132	.402	111-135	.822	128/3.9	60/1.8	464/14.1
2005-06	34/34	226-495	.457	83-221	.376	121-159	.761	139/4.1	84/2.5	656/19.3
Totals	124/73	523-1185	.441	202-532	.380	306-395	.775	424/3.4	181/1.5	1554/12.5



14. Mateen Cleaves - 1,541 points

Cleaves scored his 1,000th point in his 79th game vs. Indiana (Jan. 24, 1999).

Year	GP/GS	FG-FGA	Pct.	3FG-FGA	Pct.	FT-FTA	Pct.	Reb/Avg.	Ast./Avg.	Pts./Avg.
1996-97	29/24	111-277	.401	18-76	.237	57-79	.722	73/2.5	146/5.0	297/10.2
1997-98	30/29	161-403	.400	51-152	.336	111-158	.703	75/2.5	217/7.2	484/16.1
1998-99	38/38	159-392	.406	42-144	.292	85-108	.787	62/1.6	274/7.2	445/11.7
1999-2000	26/24	109-259	.421	32-85	.376	65-86	.756	46/1.8	179/6.9	315/12.1
Totals	123/115	540-1331	.406	143-457	.313	318-431	.738	254/2.1	816/6.6	1541/12.5



15. Chris Hill - 1,540 points

Hill scored his 1,000th point in his 79th game vs. Penn State (Jan. 14, 2004).

Year	GP/GS	FG-FGA	Pct.	3FG-FGA	Pct.	FT-FTA	Pct.	Reb/Avg.	Ast./Avg.	Pts./Avg.
2001-02	31/12	121-248	.488	66-148	.446	47-62	.758	100/3.2	65/2.1	355/11.5
2002-03	35/31	155-358	.433	95-235	.404	74-97	.763	119/3.4	128/3.7	479/13.7
2003-04	30/29	141-282	.500	84-185	.454	49-65	.754	84/2.8	118/3.9	415/13.8
2004-05	33/19	99-239	.414	61-167	.365	32-43	.744	60/1.8	141/4.3	291/8.8
Totals	129/92	516-1127	.458	306-735	.416	202-267	.757	363/2.8	452/3.5	1540/11.9



16. Drew Neitzel - 1,534 points

Neitzel scored his 1,000th point in his 101st game vs. Marquette (March 15, 2007).

Year	GP/GS	FG-FGA	Pct.	3FG-FGA	Pct.	FT-FTA	Pct.	Reb/Avg.	Ast./Avg.	Pts./Avg.
2004-05	33/14	43-113	.381	16-49	.327	13-20	.650	24/0.7	97/2.9	115/3.5
2005-06	34/34	98-240	.408	46-114	.404	41-44	.932	69/2.0	189/5.6	283/8.3
2006-07	35/34	199-467	.426	114-277	.412	123-140	.879	99/2.8	151/4.3	635/18.1
2007-08	36/35	165-407	.405	97-244	.398	74-86	.860	90/2.5	145/4.0	501/13.9
Totals	138/117	505-1227	.412	273-684	.399	251-290	.866	282/2.0	582/4.2	1534/11.1



17. Charlie Bell - 1,468 points

Bell scored his 1,000th point in his 104th game vs. Syracuse (March 23, 2000).

Year	GP/GS	FG-FGA	Pct.	3FG-FGA	Pct.	FT-FTA	Pct.	Reb/Avg.	Ast./Avg.	Pts./Avg.
1997-98	30/30	94-216	.435	19-56	.339	69-87	.793	133/4.4	40/1.3	276/9.2
1998-99	38/35	116-243	.477	16-45	.356	49-65	.754	146/3.8	39/1.0	297/7.8
1999-2000	39/38	159-351	.453	38-111	.342	93-116	.802	190/4.9	123/3.2	449/11.5
2000-01	33/33	150-373	.402	52-152	.342	94-122	.770	155/4.7	169/5.1	446/13.5
Totals	140/136	519-1183	.439	125-364	.343	305-390	.782	624/4.5	371/2.7	1468/10.5



18. Andre Hutson - 1,393 points

Hutson scored his 1,000th point in his 110th game vs. North Carolina (Nov. 29, 2000).

Year	GP/GS	FG-FGA	Pct.	3FG-FGA	Pct.	FT-FTA	Pct.	Reb/Avg.	Ast./Avg.	Pts./Avg.
1997-98	30/26	87-142	.613	0-0	.000	52-69	.754	156/5.2	25/0.8	226/7.5
1998-99	37/34	111-180	.617	0-0	.000	107-137	.781	192/5.2	23/0.6	329/8.9
1999-2000	39/38	147-251	.586	0-1	.000	103-154	.669	243/6.2	57/1.5	397/10.2
2000-01	32/31	173-278	.622	0-0	.000	95-131	.725	244/7.6	61/1.9	441/13.8
Totals	138/129	518-851	.609	0-1	.000	357-491	.727	835/6.1	166/1.2	1393/10.1




19. Darryl Johnson - 1,383 points

Johnson scored his 1,000th point in his 90th game vs. Purdue (Jan. 3, 1987).

Year	GP/GS	FG-FGA	Pct.	3FG-FGA	Pct.	FT-FTA	Pct.	Reb/Avg.	Ast./Avg.	Pts./Avg.
1983-84	28/3	72-152	.474	—	—	23-34	.676	31/1.1	33/1.2	167/6.0
1984-85	22/4	50-102	.490	—	—	16-22	.727	37/1.7	28/1.3	116/5.3
1985-86	29/29	216-371	.582	—	—	50-63	.794	96/3.3	116/4.0	482/16.6
1986-87	28/28	247-467	.529	13-35	.371	111-122	.910	94/3.4	112/4.0	618/22.1
Totals	107/64	585-1092	.536	13-35	.371	200-214	.830	258/2.4	289/2.7	1383/12.9

1,000-POINT CLUB



20. Robert Chapman - 1,382 points

Chapman scored his 1,000th point in his 74th game vs. Illinois (March 5, 1977).

Year	GP/GS	FG-FGA	Pct.	3FG-FGA	Pct.	FT-FTA	Pct.	Reb/Avg.	Ast./Avg.	Pts./Avg.
1974-75	20/0	39-95	.410	—	—	11-18	.611	26/1.3	NA	89/4.4
1975-76	27/26	166-349	.476	—	—	63-77	.818	95/3.5	55/2.0	395/14.6
1976-77	27/27	220-413	.533	—	—	89-124	.717	84/3.1	65/2.5	529/19.6
1977-78	30/30	152-307	.495	—	—	65-81	.802	82/2.7	61/2.0	369/12.3
Totals	104/83	577-1164	.496	—	—	228-300	.760	287/2.8	181/2.2	1382/13.3



21. Julius McCoy - 1,377 points

McCoy scored his 1,000th point in his 53rd game vs. Purdue (Jan. 14, 1956).


Year	GP/GS	FG-FGA	Pct.	3FG-FGA	Pct.	FT-FTA	Pct.	Reb/Avg.	Ast./Avg.	Pts./Avg.
1953-54	22/NA	136-379	.359	—	—	137-187	.733	NA	NA	409/18.6
1954-55	22/NA	141-363	.388	—	—	86-143	.601	NA	NA	368/16.7
1955-56	22/NA	228-538	.423	—	—	144-214	.673	219/10.0	NA	600/27.2
Totals	66/NA	505-1280	.395	—	—	367-544	.675	219/10.0	NA	1377/20.9



22. Durrell Summers - 1,314 points

Summers scored his 1,000th point in his 117th game vs. Tennessee Tech (Nov. 28, 2010).


Year	GP/GS	FG-FGA	Pct.	3FG-FGA	Pct.	FT-FTA	Pct.	Reb/Avg.	Ast./Avg.	Pts./Avg.
2007-08	36/0	62-123	.504	11-22	.500	41-55	.745	85/2.4	20/0.6	176/4.9
2008-09	38/13	116-267	.434	45-117	.385	49-68	.721	129/3.4	30/0.8	326/8.6
2009-10	37/24	156-343	.455	43-120	.358	62-78	.795	174/4.7	31/0.8	417/11.3
2010-11	34/30	140-361	.388	62-174	.356	53-77	.688	144/4.2	22/0.6	395/11.6
Totals	145/67	474-1094	.433	161-433	.372	205-278	.737	532/3.7	103/0.7	1314/9.1



23. Matt Steigenga - 1,296 points

Steigenga scored his 1,000th point in his 96th game vs. UW-Green Bay (March 15, 1991).

Year	GP/GS	FG-FGA	Pct.	3FG-FGA	Pct.	FT-FTA	Pct.	Reb/Avg.	Ast./Avg.	Pts./Avg.
1988-89	33/33	115-206	.558	—	—	57-77	.740	149/4.5	45/1.3	287/8.7
1989-90	34/33	138-235	.587	5-9	.556	74-95	.779	119/3.5	65/1.9	355/10.4
1990-91	30/30	148-282	.525	13-26	.500	70-100	.700	148/4.9	63/2.1	379/12.6
1991-92	27/27	103-211	.488	14-43	.326	55-81	.679	121/4.5	53/1.9	275/10.2
Totals	124/123	504-934	.539	32-78	.410	256-353	.725	537/4.3	226/1.8	1296/10.4



24. Quinton Brooks - 1,275 points

Brooks scored his 1,000th point in his 95th game vs. Illinois (Jan. 6, 1996).

Year	GP/GS	FG-FGA	Pct.	3FG-FGA	Pct.	FT-FTA	Pct.	Reb/Avg.	Ast./Avg.	Pts./Avg.
1992-93	22/0	39-67	.582	0-1	.000	14-24	.583	59/2.7	5/0.2	92/4.2
1993-94	32/29	153-287	.533	3-10	.300	54-70	.771	142/4.4	30/0.9	363/11.3
1994-95	28/26	134-252	.532	1-10	.100	46-75	.613	145/5.2	25/0.9	315/11.3
1995-96	31/29	195-346	.564	1-7	.143	114-152	.750	175/5.7	20/0.6	505/16.3
Totals	113/84	521-952	.547	5-28	.179	228-321	.710	521/4.6	80/1.07	1275/11.3



25. Stan Washington - 1,242 points

Washington scored his 1,000th point in his 57th game vs. Purdue (Jan. 22, 1966).

Year	GP/GS	FG-FGA	Pct.	3FG-FGA	Pct.	FT-FTA	Pct.	Reb/Avg.	Ast./Avg.	Pts./Avg.
1963-64	24/NA	144-310	.464	—	—	67-86	.779	245/10.2	NA	355/14.8
1964-65	23/NA	185-390	.474	—	—	120-141	.851	248/10.7	NA	490/21.3
1965-66	22/NA	153-323	.474	—	—	91-114	.798	234/10.6	NA	397/18.0
Totals	69/NA	482-1023	.471	—	—	278-341	.815	727/10.5	NA	1242/18.0



T-26. Kirk Manns - 1,212 points

Manns scored his 1,000th point in his 107th game vs. Northwestern (Jan. 20, 1990).

Year	GP/GS	FG-FGA	Pct.	3FG-FGA	Pct.	FT-FTA	Pct.	Reb/Avg.	Ast./Avg.	Pts./Avg.
1986-87	28/8	72-148	.486	27-56	.482	24-29	.828	36/1.3	38/1.4	203/7.3
1987-88	28/1	49-99	.495	35-76	.461	15-20	.750	10/0.4	15/0.5	140/5.0
1988-89	33/6	139-260	.535	69-136	.507	47-56	.839	20/0.6	33/1.0	394/11.9
1989-90	31/24	162-327	.495	81-178	.455	70-81	.864	57/1.8	56/1.8	475/15.3
Totals	120/39	422-834	.506	212-446	.475	156-186	.839	123/1.1	142/1.2	1212/10.1




1,000-POINT CLUB



T-26. Ken Redfield - 1,212 points

Redfield scored his 1,000th point in his 97th game vs. Princeton (Dec. 30, 1989).

Year	GP/GS	FG-FGA	Pct.	3FG-FGA	Pct.	FT-FTA	Pct.	Reb/Avg.	Ast./Avg.	Pts./Avg.
1986-87	23/0	13-31	.419	0-3	.000	7-15	.467	25/1.1	13/0.5	33/1.4
1987-88	28/25	136-265	.513	1-6	.167	54-87	.621	143/5.1	64/2.2	327/11.7
1988-89	33/33	182-380	.479	2-16	.125	92-139	.662	225/6.8	131/3.9	458/13.9
1989-90	34/34	145-290	.500	7-18	.389	97-139	.626	232/6.8	106/3.1	394/11.6
Totals	118/92	476-966	.493	10-43	.233	250-396	.631	625/5.3	314/2.7	1212/10.3



T-28. Alan Anderson - 1,195 points

Anderson scored his 1,000th point in his 114th game vs. Michigan (Feb. 12, 2005).


Year	GP/GS	FG-FGA	Pct.	3FG-FGA	Pct.	FT-FTA	Pct.	Reb/Avg.	Ast./Avg.	Pts./Avg.
2001-02	31/23	67-149	.450	2-5	.400	67-87	.770	130/4.2	51/1.6	203/6.5
2002-03	32/28	90-179	.503	4-13	.308	128-152	.842	117/3.7	104/3.3	312/9.8
2003-04	30/26	78-167	.467	17-48	.354	70-87	.805	93/3.1	96/3.2	243/8.1
2004-05	33/33	149-268	.556	25-65	.385	114-130	.877	184/5.6	56/1.7	437/13.2
Totals	126/110	384-763	.503	48-131	.366	379-456	.831	524/4.2	307/2.4	1195/9.5



T-28. Kelvin Torbert - 1,195 points

Torbert scored his 1,000th point in his 107th game vs. Penn State (Jan. 5, 2005).

Year	GP/GS	FG-FGA	Pct.	3FG-FGA	Pct.	FT-FTA	Pct.	Reb/Avg.	Ast./Avg.	Pts./Avg.
2001-02	31/26	91-228	.399	18-57	.316	54-67	.806	105/3.4	46/1.5	254/8.2
2002-03	35/34	111-264	.420	10-31	.323	74-99	.747	132/3.8	58/1.7	306/8.7
2003-04	30/26	109-204	.534	31-64	.484	72-90	.800	108/3.6	60/2.0	321/10.5
2004-05	33/32	109-214	.509	29-84	.345	67-81	.827	97/2.9	50/1.5	314/9.7
Totals	129/88	420-910	.462	88-236	.373	267-337	.792	442/3.4	214/1.7	1195/9.3



30. Mike Peplowski - 1,185 points

Peplowski scored his 1,000th point in his 103rd game vs. Iowa (Jan 28, 1993).

Year	GP/GS	FG-FGA	Pct.	3FG-FGA	Pct.	FT-FTA	Pct.	Reb/Avg.	Ast./Avg.	Pts./Avg.
1989-90	28/23	60-110	.546	—	—	27-43	.628	162/5.8	19/0.6	147/5.3
1990-91	30/25	99-158	.627	—	—	34-50	.680	206/6.9	15/0.5	232/7.7
1991-92	30/29	168-266	.632	—	—	64-93	.688	259/8.6	34/1.1	400/13.3
1992-93	28/27	161-252	.639	0-1	.000	84-126	.667	279/10.0	39/1.4	406/14.5
Totals	116/104	488-786	.621	0-1	.000	209-312	.669	906/7.8	107/0.9	1185/10.2



31. Shannon Brown - 1,183 points

Brown scored his 1,000th point in his 85th game vs. Northwestern (Feb. 4, 2006).


Year	GP/GS	FG-FGA	Pct.	3FG-FGA	Pct.	FT-FTA	Pct.	Reb/Avg.	Ast./Avg.	Pts./Avg.
2003-04	30/24	88-195	.451	15-44	.341	46-57	.807	75/2.5	38/1.3	237/7.9
2004-05	33/31	126-282	.447	31-94	.330	78-92	.848	104/3.2	57/1.7	361/10.9
2005-06	34/34	202-433	.467	64-164	.390	117-141	.830	150/4.4	93/2.7	585/17.2
Totals	97/89	416-910	.457	110-302	.364	241-290	.831	329/3.4	188/1.9	1183/12.2



32. Lee Lafayette - 1,176 points

Lafayette scored his 1,000th point in his 61st game vs. Indiana (Feb. 1, 1969).

Year	GP/GS	FG-FGA	Pct.	3FG-FGA	Pct.	FT-FTA	Pct.	Reb/Avg.	Ast./Avg.	Pts./Avg.
1966-67	23/NA	133-346	.384	—	—	75-131	.573	223/9.7	NA	341/14.8
1967-68	24/NA	149-339	.439	—	—	104-161	.664	253/10.5	NA	405/16.8
1968-69	23/NA	155-335	.436	—	—	120-182	.659	237/10.3	NA	430/18.7
Totals	70/NA	437-1020	.428	—	—	299-474	.631	713/10.2	NA	1176/16.8




33. Lindsay Hairston - 1,155 points

Hairston scored his 1,000th point in his 66th game vs. Notre Dame (Feb. 5, 1975).

Year	GP/GS	FG-FGA	Pct.	3FG-FGA	Pct.	FT-FTA	Pct.	Reb/Avg.	Ast./Avg.	Pts./Avg.
1972-73	24/21	121-258	.469	—	—	35-54	.648	190/7.9	NA	277/11.5
1973-74	24/24	167-323	.517	—	—	62-96	.646	326/13.6	NA	396/16.5
1974-75	25/25	200-373	.536	—	—	82-141	.581	287/11.5	NA	482/19.3
Totals	73/70	488-954	.512	—	—	179-291	.615	803/11.0	NA	1155/15.8

1,000-POINT CLUB



34. Pete Gent - 1,146 points

Gent scored his 1,000th point in his 60th game vs. Purdue (Feb. 3, 1964).

Year	GP/GS	FG-FGA	Pct.	3FG-FGA	Pct.	FT-FTA	Pct.	Reb/Avg.	Ast./Avg.	Pts./Avg.
1961-62	22/NA	124-314	.395	—	—	63-83	.759	206/9.3	NA	311/14.1
1962-63	20/NA	128-313	.408	—	—	73-104	.702	152/7.6	NA	329/16.4
1963-64	24/NA	213-526	.404	—	—	80-124	.645	193/9.0	NA	506/21.0
Totals	66/NA	465-1153	.403	—	—	216-311	.695	551/8.3	NA	1146/17.4



35. Al Ferrari - 1,109 points

Unable to determine exact game in which he scored 1,000th point due to missing box scores.

Year	GP/GS	FG-FGA	Pct.	3FG-FGA	Pct.	FT-FTA	Pct.	Reb/Avg.	Ast./Avg.	Pts./Avg.
1952-53	22/NA	114-328	.348	—	—	123-178	.691	163/7.4	NA	351/16.0
1953-54	22/NA	109-328	.332	—	—	98-142	.690	NA	NA	316/14.4
1954-55	22/NA	145-385	.379	—	—	152-192	.792	NA	NA	442/20.1
Totals	66/NA	368-1041	.354	—	—	373-512	.729	163/7.4	NA	1109/16.8



36. Bill Kilgore - 1,099 points

Kilgore scored his 1,000th point in his 68th game vs. Indiana (Feb. 19, 1973).


Year	GP/GS	FG-FGA	Pct.	3FG-FGA	Pct.	FT-FTA	Pct.	Reb/Avg.	Ast./Avg.	Pts./Avg.
1970-71	24/NA	134-256	.523	—	—	73-111	.658	309/12.8	NA	341/14.2
1971-72	24/24	142-244	.581	—	—	73-130	.562	266/11.1	NA	357/14.8
1972-73	24/24	163-284	.574	—	—	75-117	.641	239/9.9	NA	401/16.7
Totals	72/48	439-784	.560	—	—	221-358	.617	814/11.3	NA	1099/15.3



37. Goran Suton - 1,081 points

Suton scored his 1,000th point in his 128th game vs. Ohio State (March 14, 2009).

Year	GP/GS	FG-FGA	Pct.	3FG-FGA	Pct.	FT-FTA	Pct.	Reb/Avg.	Ast./Avg.	Pts./Avg.
2005-06	31/6	40-85	.471	0-1	.000	14-19	.737	88/2.8	15/0.5	94/3.0
2006-07	35/21	137-269	.509	0-5	.000	53-82	.646	235/6.7	85/2.4	327/9.3
2007-08	36/35	136-247	.551	2-12	.167	52-67	.776	295/8.2	66/1.8	326/9.1
2008-09	32/29	123-236	.521	21-48	.438	67-79	.848	269/8.4	50/1.6	334/10.4
Totals	134/91	436-837	.521	23-66	.348	186-247	.753	887/6.6	216/1.6	1081/8.1



38. Johnny Green - 1,062 points

Green scored his 1,000th point in his 60th game vs. Indiana (Feb. 28, 1959).

Year	GP/GS	FG-FGA	Pct.	3FG-FGA	Pct.	FT-FTA	Pct.	Reb/Avg.	Ast./Avg.	Pts./Avg.
1956-57	18/NA	96-247	.389	—	—	46-81	.568	262/14.6	NA	238/13.2
1957-58	22/NA	164-320	.512	—	—	69-138	.500	392/17.8	NA	397/18.0
1958-59	23/NA	168-393	.427	—	—	91-152	.599	382/16.6	NA	427/18.5
Totals	63/NA	428-960	.446	—	—	206-371	.555	1036/16.4	NA	1062/16.9



39. Earvin Johnson - 1,059 points

Johnson scored his 1,000th point in his 60th game vs. Notre Dame (March 18, 1979).


Year	GP/GS	FG-FGA	Pct.	3FG-FGA	Pct.	FT-FTA	Pct.	Reb/Avg.	Ast./Avg.	Pts./Avg.
1977-78	30/30	175-382	.458	—	—	161-205	.785	237/7.9	222/7.4	511/17.0
1978-79	32/31	173-370	.468	—	—	202-240	.842	234/7.3	269/8.4	548/17.1
Totals	62/61	348-752	.463	—	—	363-445	.816	471/7.6	491/7.9	1059/17.1



40. Marcus Sanders - 1,054 points

Sanders scored his 1,000th point in his 64th game vs. Purdue (March 1, 1965).

Year	GP/GS	FG-FGA	Pct.	3FG-FGA	Pct.	FT-FTA	Pct.	Reb/Avg.	Ast./Avg.	Pts./Avg.
1962-63	20/NA	111-278	.399	—	—	73-97	.753	106/5.3	NA	295/14.7
1963-64	23/NA	127-329	.386	—	—	78-108	.722	110/4.7	NA	332/14.4
1964-65	23/NA	161-395	.407	—	—	105-138	.761	141/6.1	NA	427/18.5
Totals	66/NA	399-1002	.398	—	—	256-343	.764	357/5.4	NA	1054/16.0



41. Kevin Smith - 1,028 points

Smith scored his 1,000th point in his 81st game vs. Minnesota (March 4, 1982).

Year	GP/GS	FG-FGA	Pct.	3FG-FGA	Pct.	FT-FTA	Pct.	Reb/Avg.	Ast./Avg.	Pts./Avg.
1979-80	27/16	89-200	.445	—	—	50-69	.723	48/1.8	93/3.4	228/8.4
1980-81	27/21	145-266	.545	—	—	74-101	.733	62/2.3	130/4.8	364/13.5
1981-82	28/28	180-405	.444	—	—	76-106	.717	58/2.1	126/4.5	436/15.6
Totals	82/65	414-871	.475	—	—	200-276	.725	168/2.0	349/4.3	1028/12.5



REBOUNDING RECORDS

INDIVIDUAL

Career

Rebounds	No.	Years
1. Greg Kelsner	1,092	1975-79
2. Johnny Green	1,036	1956-59
3. Antonio Smith	1,016	1995-99
4. Paul Davis	910	2002-06
5. Mike Peplowski	906	1989-93
6. Goran Suton	887	2005-09
7. Andre Hutson	835	1997-2001
8. Bill Kilgore	814	1970-73
9. Lindsay Hairston	803	1972-75
10. Raymar Morgan	772	2006-10

Reb. Avg.	Avg. (Gms.)	Years
1. Johnny Green	16.4 (63)	1956-59
2. Horace Walker	13.8 (52)	1957-60
3. Bill Kilgore	11.3 (72)	1970-73
4. Lindsay Hairston	11.0 (73)	1972-75
5. Stan Washington	10.5 (69)	1963-66
6. Ralph Simpson	10.3 (23)	1969-70
7. Lee Lafayette	10.2 (70)	1966-69
8. Greg Kelsner	9.5 (115)	1975-79
9. Ted Williams	9.1 (58)	1960-63
10. Matthew Aitch	9.0 (45)	1965-67

Season

Rebounds	No.	Years
1. Johnny Green	392	1957-58
2. Johnny Green	382	1958-59
3. Horace Walker	373	1959-60
4. Lindsay Hairston	326	1973-74
5. Antonio Smith	319	1998-99
6. Horace Walker	312	1958-59
7. Bill Kilgore	309	1970-71
8. Antonio Smith	306	1996-97
9. Jamie Feick	303	1995-96
10. Paul Davis	301	2005-06

By Class:

Freshman: Greg Kelsner - 260 (1975-76)

Sophomore: Bill Kilgore - 309 (1970-71)

Junior: Johnny Green - 392 (1957-58)

Senior: Johnny Green - 382 (1958-59)

Reb. Avg.	Avg.	Year
1. Johnny Green	17.8	1957-58
2. Horace Walker	17.7	1959-60
3. Johnny Green	16.6	1958-59
4. Johnny Green	14.6	1956-57
5. Lindsay Hairston	13.6	1973-74
6. Horace Walker	13.5	1958-59
7. Bill Kilgore	12.8	1970-71
8. Ted Williams	12.0	1960-61
9. Lance Olson	11.7	1959-60
10. Art Gowns	11.6	1959-60

By Class:

Freshman: Greg Kelsner - 9.6 (1975-76)

Sophomore: Johnny Green - 14.6 (1956-57)

Junior: Johnny Green - 17.8 (1957-58)

Senior: Horace Walker - 17.7 (1959-60)

Game

Off. Reb.*	No.	Date (Opp.)
1. Goran Suton	11	11/24/2007 (Oakland)
Antonio Smith	11	1/29/1997 (Purdue)
3. Morris Peterson	9	3/21/1999 (Kentucky)
4. Derrick Nix	8	11/13/2010 (FGCU)
Paul Davis	8	12/31/2005 (Coppin St.)
Antonio Smith	8	1/2/1997 (Indiana)
Jon Garavaglia	8	11/28/1995 (Arkansas)
8. 19 occasions with 7 Offensive Rebounds		

Def. Reb.*	No.	Date (Opp.)
1. Antonio Smith	17	3/8/1997 (Indiana)
2. Andre Hutson	15	2/24/2001 (Penn St.)
3. Goran Suton	13	3/20/2009 (R. Morris)
Antonio Smith	13	2/18/1999 (Michigan)
Jamie Feick	13	2/7/1995 (Purdue)
Mike Peplowski	13	2/8/1992 (Wisconsin)
7. Nine occasions with 12 Def. Rebounds		

* Since 1986-87 Season

TEAM

Season

Rebounds	No.	Games
1. 1999-2000	1,521	39 games
2. 1958-59	1,508	23 games
3. 2008-09	1,482	38 games
4. 2009-10	1,426	37 games
5. 2000-01	1,404	33 games

Reb. Avg.	No.	Games
1. 1958-59	65.5 (1,508)	23 games
2. 1959-60	57.7 (1,212)	21 games
3. 1961-62	54.6 (1,201)	22 games
4. 1964-65	51.7 (1,189)	23 games
5. 1962-63	51.4 (1,028)	20 games

Game

Rebounds	Opponent	Date
1. 84	Iowa	2/15/1964
84	Ohio State	1/19/1959
3. 78	Southern Ill.	12/13/1955
4. 77	Indiana	1/11/1964
77	Butler	12/23/1961

Big Ten Game

Rebounds	Opponent	Date
1. 84	Iowa	2/15/1964
84	Ohio State	1/19/1959
3. 77	Indiana	1/11/1964
4. 74	Illinois	2/17/1964
74	Indiana	3/5/1960

20-REBOUND GAMES

29	Horace Walker	12/25/1959	(Butler)
	Johnny Green	12/30/1957	(Washington)
28	Horace Walker	1/23/1960	(Iowa)
	Johnny Green	12/28/1957	(USC)
27	Greg Kelsner	1/3/1976	(Wisconsin)
26	Horace Walker	3/5/1960	(Indiana)
	Keith Stackhouse	2/18/1952	(Minnesota)
25	Ted Williams	1/16/1961	(Michigan)
	Johnny Green	2/21/1959	(Purdue)
24	Horace Walker	1/9/1960	(Michigan)
	Horace Walker	2/16/1959	(N'western)
	Johnny Green	1/5/1959	(Iowa)
	Johnny Green	3/8/1958	(Indiana)
	Horace Walker	12/17/1958	(Notre Dame)
23	Lindsay Hairston	12/20/1974	(San Fran.)
	Lindsay Hairston	2/2/1974	(Purdue)
	Horace Walker	2/1/1960	(Minnesota)
	Johnny Green	12/2/1957	(Butler)
22	Bernard Copeland	3/1/1969	(Ohio State)
	Lee Lafayette	1/7/1967	(Illinois)
	Johnny Green	1/18/1958	(N'western)
	Johnny Green	12/21/1957	(Notre Dame)
21	Lindsay Hairston	1/25/1975	(Wisconsin)
	Bill Berry	12/1/1962	(Kansas State)
	Horace Walker	12/5/1959	(Notre Dame)
	Duane Peterson	1/21/1956	(Minnesota)
20	Goran Suton	11/24/2007	(Oakland)
	Kevin Willis	1/8/1983	(Northwestern)
	Kevin Willis	3/5/1983	(Wisconsin)
	Earvin Johnson	12/8/1977	(Wichita St.)
	Bill Kilgore	2/20/1971	(Wisconsin)
	Bill Kilgore	2/13/1971	(Minnesota)
	Ralph Simpson	12/19/1969	(Bradley)
	Lance Olson	2/8/1960	(Illinois)
	Horace Walker	1/16/1960	(Illinois)
	Johnny Green	2/10/1958	(Iowa)
	Johnny Green	1/4/1958	(Ohio State)



Johnny Green grabbed 17.8 boards per game as a junior in 1957-58.

REBOUNDING/FIELD GOAL RECORDS

Year-By-Year Rebounding Leaders

BASED ON TOTAL REBOUNDS
(SINCE 1955-56)

Year	Name	Pos.	Reb. (Avg.)
1955-56	Julius McCoy, f.		219 (10.0)
1956-57	Johnny Green, c.		262 (14.6)
1957-58	Johnny Green, c.		392 (17.8)
1958-59	Johnny Green, c.		382 (16.6)
1959-60	Horace Walker, f/c.		373 (17.7)
1960-61	Ted Williams, c.		288 (12.0)
1961-62	Pete Gent, f.		206 (9.3)
1962-63	Bill Berry, f.		184 (9.2)
1963-64	Stan Washington, f.		245 (10.2)
1964-65	Stan Washington, f.		248 (10.7)
1965-66	Stan Washington, f.		234 (10.6)
1966-67	Lee Lafayette, c/f.		223 (9.7)
1967-68	Lee Lafayette, c/f.		253 (10.5)
1968-69	Lee Lafayette, c/f.		237 (10.3)
1969-70	Ralph Simpson, g.		239 (10.6)
1970-71	Bill Kilgore, c/f.		309 (12.8)
1971-72	Bill Kilgore, c/f.		266 (11.1)
1972-73	Bill Kilgore, c/f.		239 (9.9)
1973-74	Lindsay Hairston, c.		326 (13.6)
1974-75	Lindsay Hairston, c.		287 (11.5)
1975-76	Greg Kelsner, f.		260 (9.5)
1976-77	Greg Kelsner, f.		280 (10.8)
1977-78	Greg Kelsner, f.		274 (9.1)
1978-79	Greg Kelsner, f.		278 (8.7)
1979-80	Ron Charles, f/c.		241 (8.9)
1980-81	Jay Vincent, c/f.		229 (8.5)
1981-82	Derek Perry, f.		151 (5.4)
1982-83	Kevin Willis, c.		258 (9.6)
1983-84	Kevin Willis, c.		192 (7.7)
1984-85	Ken Johnson, c.		285 (10.2)
1985-86	Larry Polec, f.		178 (5.7)
1986-87	Carlton Valentine, f.		157 (5.6)
1987-88	Carlton Valentine, f.		157 (5.6)
1988-89	Steve Smith, g.		229 (9.4)
1989-90	Ken Redfield, f.		232 (6.8)
1990-91	Mike Peplowski, c.		206 (6.9)
1991-92	Mike Peplowski, c.		259 (8.6)
1992-93	Mike Peplowski, c.		279 (10.0)
1993-94	Anthony Miller, c.		287 (9.0)
1994-95	Jamie Feick, c.		281 (10.1)
1995-96	Jamie Feick, c.		303 (9.5)
1996-97	Antonio Smith, f.		306 (10.6)
1997-98	Antonio Smith, f.		262 (8.7)
1998-99	Antonio Smith, f.		319 (8.4)
1999-2000	Andre Hutson, f.		243 (6.2)
2000-01	Andre Hutson, f.		244 (7.6)
2001-02	Aloysius Anagnonye, f.		196 (6.3)
2002-03	Aloysius Anagnonye, f.		186 (5.3)
2003-04	Paul Davis, c.		187 (6.2)
2004-05	Paul Davis, c.		257 (8.0)
2005-06	Paul Davis, c.		301 (9.1)
2006-07	Goran Suton, c.		235 (6.7)
2007-08	Goran Suton, c.		295 (8.2)
2008-09	Goran Suton, c.		269 (8.4)
2009-10	Draymond Green, f.		286 (7.7)
2010-11	Draymond Green, f.		294 (8.6)

Year-By-Year Field-Goal % Leaders

MINIMUM 100 ATTEMPTS (SINCE 1946-47)

Year	Name	Pct. (FG-FGA)	Year	Name	Pct. (FG-FGA)
1946-47	Robin Roberts, f.	.389 (81-208)	1979-80	Ron Charles, f/c.	.676 (169-250)
1947-48	Bob Brannum, c.	.389 (124-319)	1980-81	Derek Perry, f.	.601 (83-138)
1948-49	John Granack, f.	.362 (42-116)	1981-82	Derek Perry, f.	.495 (99-200)
1949-50	Bob Carey, c.	.448 (65-145)	1982-83	Kevin Willis, c.	.596 (162-272)
1950-51	Sonny Means, g.	.378 (39-103)	1983-84	Ben Tower, f.	.573 (63-110)
1951-52	Gordon Stauffer, g.	.365 (77-211)	1984-85	Ken Johnson, c.	.604 (128-212)
1952-53	Bob Armstrong, c.	.379 (96-253)	1985-86	Carlton Valentine, f.	.650 (80-123)
1953-54	Bob Devenny, g.	.376 (53-141)	1986-87	Carlton Valentine, f.	.622 (135-217)
1954-55	Duane Peterson, c.	.467 (107-229)	1987-88	George Papadakis, c.	.650 (102-157)
1955-56	Julius McCoy, f.	.423 (228-538)	1988-89	Matt Steigenga, f.	.558 (115-206)
1956-57	George Ferguson, f.	.428 (137-320)	1989-90	Matt Steigenga, f.	.587 (138-235)
1957-58	Johnny Green, c.	.512 (164-320)	1990-91	Mike Peplowski, c.	.627 (99-158)
1958-59	Lance Olson, f.	.428 (96-224)	1991-92	Mike Peplowski, c.	.632 (168-266)
1959-60	Dave Fahs, g.	.432 (108-250)	1992-93	Mike Peplowski, c.	.639 (161-252)
1960-61	Jack Lamers, f/g.	.422 (84-190)	1993-94	Anthony Miller, c.	.651 (162-249)
1961-62	Bill Schwarz, g.	.415 (71-171)	1994-95	Jamie Feick, c.	.617 (111-180)
1962-63	Bill Schwarz, g.	.419 (67-160)	1995-96	Quinton Brooks, f.	.564 (195-346)
1963-64	Fred Thomann, c.	.480 (145-302)	1996-97	Antonio Smith, f.	.564 (92-163)
1964-65	Stan Washington, f.	.474 (185-390)	1997-98	DuJuan Wiley, c.	.624 (78-125)
1965-66	Bill Curtis, f.	.487 (149-306)	1998-99	Andre Hutson, f.	.617 (111-180)
1966-67	Heywood Edwards, g.	.476 (59-124)	1999-2000	Andre Hutson, f.	.586 (147-251)
1967-68	John Bailey, g.	.462 (86-186)	2000-01	Andre Hutson, f.	.622 (173-278)
1968-69	Lee Lafayette, c/f.	.436 (155-353)	2001-02	Adam Ballinger, f.	.554 (116-213)
1969-70	Pat Miller, g/f.	.525 (83-158)	2002-03	Aloysius Anagnonye, f.	.618 (97-157)
1970-71	Bill Kilgore, f/c.	.523 (134-256)	2003-04	Paul Davis, c.	.568 (163-287)
1971-72	Bill Kilgore, f/c.	.581 (142-244)	2004-05	Alan Anderson, f.	.556 (149-268)
1972-73	Bill Kilgore, f/c.	.574 (163-284)	2005-06	Paul Davis, c.	.566 (206-364)
1973-74	Bill Glover, g.	.580 (69-119)	2006-07	Marquise Gray, f.	.578 (96-166)
1974-75	Bill Glover, g.	.546 (124-227)	2007-08	Drew Nymick, c.	.650 (65-100)
1975-76	Greg Kelsner, f.	.517 (136-264)	2008-09	Delvon Roe, f.	.566 (81-143)
1976-77	Terry Donnelly, g.	.534 (87-163)	2009-10	Delvon Roe, f.	.553 (83-150)
1977-78	Greg Kelsner, f.	.610 (221-362)	2010-11	Delvon Roe, f.	.483 (71-147)
1978-79	Ron Charles, f/c.	.665 (115-173)			

INDIVIDUAL

Career

Field Goals	No.	Years
1. Shawn Respert	866	1990-95
2. Scott Skiles	837	1982-86
3. Steve Smith	826	1987-91
4. Greg Kelsner	820	1975-79
5. Jay Vincent	799	1977-81
6. Terry Furlow	721	1972-76
7. Mike Robinson	712	1971-74
8. Sam Vincent	685	1981-85
9. Kalin Lucas	670	2007-11
10. Paul Davis	614	2002-06

Field-Goal Att.	No.	Years
1. Shawn Respert	1,791	1990-95
2. Steve Smith	1,695	1987-91
3. Scott Skiles	1,623	1982-86
4. Kalin Lucas	1,575	2007-11
5. Jay Vincent	1,555	1977-81
6. Mike Robinson	1,541	1971-74
7. Greg Kelsner	1,517	1975-79
8. Terry Furlow	1,478	1972-76
9. Mateen Cleaves	1,331	1996-2000
10. Sam Vincent	1,294	1981-85

Field-Goal Pct.*	Pct.	Years
1. Ron Charles (376-588)	.639	1976-80
2. Mike Peplowski (488-786)	.621	1989-93
3. Anthony Miller (321-527)	.609	1991-94
4. Andre Hutson (518-851)	.609	1997-2001
5. Carlton Valentine (384-639)	.601	1984-88
6. Marquise Gray (243-422)	.576	2005-09
7. Aloysius Anagnonye (278-489)	.569	1999-2003
8. Bill Glover (214-382)	.560	1972-75
9. Bill Kilgore (439-784)	.559	1970-73
10. Quinton Brooks (521-952)	.547	1992-96

* Minimum 350 attempts



FIELD-GOAL RECORDS

Season

Field Goals	No.	Year
1. Scott Skiles	331	1985-86
2. Terry Furlow	308	1975-76
3. Shawn Respert	272	1993-94
4. Steve Smith	268	1990-91
5. Ralph Simpson	264	1969-70
6. Jay Vincent	259	1980-81
Mike Robinson	259	1972-73
8. Darryl Johnson	247	1986-87
9. Garry Kelsor	246	1978-79
10. Sam Vincent	245	1984-85
Mike Robinson	245	1971-72

By Class:

Freshman: Earvin Johnson - 175 (1977-78)

Sophomore: Ralph Simpson - 264 (1969-70)

Junior: Shawn Respert - 272 (1993-94)

Senior: Scott Skiles - 331 (1985-86)

Field-Goal Att.

No.	Year
1. Terry Furlow	653 1975-76
2. Scott Skiles	598 1985-86
3. Ralph Simpson	588 1969-70
4. Steve Smith	566 1990-91
5. Mike Robinson	565 1971-72
6. Shawn Respert	562 1993-94
7. Julius McCoy	538 1955-56
8. Mike Robinson	536 1972-73
9. Pete Gent	526 1963-64
10. Jay Vincent	522 1980-81

By Class:

Freshman: Earvin Johnson - 382 (1977-78)

Sophomore: Ralph Simpson - 588 (1969-70)

Junior: Shawn Respert - 562 (1993-94)

Senior: Terry Furlow - 653 (1975-76)

Field-Goal Pct.*

Pct.	Year
1. Ron Charles .676	1979-80
(169-250)	
2. Ron Charles .665	1978-79
(115-173)	
3. Anthony Miller .651	1993-94
(162-249)	
4. Carlton Valentine .650	1985-86
(80-123)	
5. Drew Naymick .650	2007-08
(65-100)	
6. George Papadakis .650	1987-88
(102-157)	
7. Mike Peplowski .639	1992-93
(161-252)	
8. Mike Peplowski .632	1991-92
(168-266)	
9. Mike Peplowski .627	1990-91
(99-158)	
10. DuJuan Wiley .624	1997-98
(78-125)	

* Minimum 100 attempts

By Class:

Freshman: Andre Hutson - .613 (1997-98)

Sophomore: Carlton Valentine - .650 (1985-86)

Junior: Ron Charles - .665 (1978-79)

Senior: Ron Charles - .676 (1979-80)

Game

Field Goals	No.	Date (Opp.)
1. Scott Skiles	20	1/18/1986 (Minn.)
Julius McCoy	20	12/21/1955 (Notre Dame)
3. Ralph Simpson	19	12/13/1969 (W. Mich.)
4. Darryl Johnson	18	12/29/1986 (BYU)
Scott Skiles	18	1/30/1986 (Wisconsin)
Terry Furlow	18	1/5/1976 (Iowa)
7. Scott Skiles	17	3/8/1986 (Ohio St.)
Jay Vincent	17	2/28/1981 (Minn.)
Mike Robinson	17	3/3/1973 (Nwestern)
Ralph Simpson	17	12/27/1969 (Oregon)

FG Attempts

No.	Date (Opp.)
1. Julius McCoy	36 2/27/1956 (Wis.)
2. Mike Robinson	34 3/7/1972 (Ohio St.)
Ralph Simpson	34 2/28/1970 (Ohio St.)
Al Ferrari	34 1/5/1953 (Indiana)
5. Scott Skiles	33 3/8/1986 (Ohio St.)
Mike Robinson	33 2/12/1972 (Iowa)
Ralph Simpson	33 1/31/1970 (Minn.)
8. Terry Furlow	32 12/6/1975 (E. Mich.)
Ralph Simpson	32 12/27/1969 (Oregon)
10. Six occasions with 31 FG Attempts	

Field-Goal Pct.*

Pct.	Date (Opp.)
1. Alan Anderson 1.000	2/24/2005 (Wis.)
(10-10)	
Carlton Valentine 1.000	12/2/1986 (Brooklyn)
(11-11)	
Ron Charles 1.000	1/24/1980 (Mich.)
(12-12)	
Bob Chapman 1.000	12/2/1977 (R.I.)
(11-11)	
5. Kirk Manns .917	3/29/1989 (UAB)
(11-12)	
Darryl Johnson .917	2/15/1986 (Minn.)
(11-12)	
Ron Charles .917	12/18/1979 (CMU)
(11-12)	
8. Ken Johnson .909	1/3/1985 (Ohio St.)
(10-11)	
Derek Perry .909	12/12/1980 (EMU)
(10-11)	
10. Five occasions with .900 (9-10)	

* Minimum 10 attempts

TEAM

Season

Field Goals	No.	Games
1. 1985-86	1,043	31 games
2. 1998-99	1,020	38 games
3. 1999-2000	1,018	39 games
4. 2009-10	974	37 games
5. 1989-90	967	34 games

Field-Goal Att.

No.	Games
1. 1998-99	2,156 38 games
2. 1999-00	2,148 39 games
3. 2008-09	2,135 38 games
4. 1963-64	2,093 24 games
5. 2009-10	2,068 37 games

Field-Goal Pct.

No.	Games
1. 1985-86 .561	31 games
2. 1984-85 .537	31 games
3. 1978-79 .527	32 games
4. 1977-78 .524	30 games
5. 1986-87 .524	28 games

Game

Field Goals	Opponent	Date
1. 50	Morehead St.	12/1/1992
50	Oklahoma	12/21/1963
3. 47	East Tenn. St.	12/9/1993
47	New Hampshire	2/30/1977
5. 46	Wisconsin	1/25/1975
46	Wisconsin	1/6/1964

FG Attempts

Opponent	Date
1. 101 Brigham Young	12/23/1963
101 Indiana	3/5/1960
3. 100 Cal State-Full.	12/1/1967
100 Oklahoma	12/21/1963
100 Wisconsin	3/2/1963

FG Pct.

Opponent	Date
1. .738 (31-42) Minnesota	2/28/1987
2. .733 (33-45) Ohio State	2/7/2004
3. .686 (35-51) Cincinnati	12/21/1991
4. .679 (36-53) Penn State	1/20/2007
5. .676 (50-74) Morehead State	12/1/1992

Big Ten Game

Field Goals	Opponent	Date
1. 46	Wisconsin	1/25/1975
46	Wisconsin	1/6/1964
3. 44	Michigan	3/4/2000
4. 43	Purdue	2/3/1964
5. 42	Four occasions	

FG Attempts

Opponent	Date
1. 101 Indiana	3/5/1960
2. 100 Wisconsin	3/2/1963
3. 97 Ohio State	3/3/1956
4. 96 Ohio State	2/22/1965
96 Minnesota	1/14/1964
96 Indiana	1/11/1964

FG Pct.

Opponent	Date
1. .738 (31-42) Minnesota	2/28/1987
2. .733 (33-45) Ohio State	2/7/2004
3. .679 (36-53) Penn State	1/20/2007
4. .667 (26-39) Illinois	2/7/1985
5. .661 (39-59) Wisconsin	1/30/1986

FREE-THROW RECORDS

INDIVIDUAL

Career

Free Throws	No.	Years
1. Kalin Lucas	507	2007-11
2. Paul Davis	477	2002-06
3. Sam Vincent	476	1981-85
4. Shawn Respert	468	1990-95
5. Steve Smith	464	1987-91
6. Scott Skiles	446	1982-86
7. Raymar Morgan	384	2006-10
8. Alan Anderson	379	2001-05
9. Greg Kelsner	374	1975-79
10. Al Ferrari	373	1952-55

Free-Throw Att.	No.	Years
1. Kalin Lucas	637	2007-11
2. Paul Davis	625	2002-06
3. Steve Smith	614	1987-91
4. Sam Vincent	593	1981-85
5. Greg Kelsner	590	1975-79
6. Raymar Morgan	571	2006-10
7. Shawn Respert	546	1990-95
8. Julius McCoy	544	1953-56
9. Scott Skiles	525	1982-86
10. Al Ferrari	512	1952-55

Free-Throw Pct.*	Pct.	Years
1. Drew Neitzel (251-290)	.866	2004-08
2. Shawn Respert (468-546)	.857	1990-95
3. Scott Skiles (446-525)	.850	1982-86
4. Alan Anderson (379-456)	.831	2001-05
5. Shannon Brown (241-290)	.831	2003-06
6. Darryl Johnson (200-241)	.830	1983-87
7. Earvin Johnson (363-445)	.816	1977-79
8. Stan Washington (278-341)	.815	1963-66
9. Terry Furlow (335-411)	.815	1972-76
10. Larry Polec (188-231)	.814	1982-86

* Minimum 200 attempts

Season

Free Throws	No.	Year
1. Earvin Johnson	202	1978-79
2. Scott Skiles	188	1985-86
3. Terry Furlow	177	1975-76
4. Sam Vincent	176	1984-85
5. Kalin Lucas	172	2008-09
6. Earvin Johnson	161	1977-78
7. Paul Davis	160	2005-06
8. Al Ferrari	152	1954-55
9. Steve Smith	150	1990-91
10. Julius McCoy	144	1955-56

By Class:

Freshman: Earvin Johnson - 161 (1977-78)
Sophomore: Earvin Johnson - 202 (1978-79)
Junior: Shawn Respert - 142 (1993-94)
Senior: Scott Skiles - 188 (1985-86)

FT Attempts	No.	Year
1. Earvin Johnson	240	1978-79
2. Julius McCoy	214	1955-56
3. Kalin Lucas	213	2008-09
4. Scott Skiles	209	1985-86
5. Sam Vincent	208	1984-85
6. Earvin Johnson	205	1977-78
7. Bob Anderregg	203	1958-59
8. Terry Furlow	202	1975-76
9. Greg Kelsner	196	1976-77
10. Al Ferrari	192	1954-55

By Class:

Freshman: Earvin Johnson - 205 (1977-78)
Sophomore: Earvin Johnson - 240 (1978-79)
Junior: Shawn Respert - 196 (1993-94)
Senior: Julius McCoy - 214 (1955-56)

Free-Throw Pct.	Pct.	FT-FTA
1. Darryl Johnson (111-122)	.910	1986-87
2. Scott Skiles (188-209)	.900	1985-86
3. A.J. Granger (67-75)	.893	1999-2000
4. Terry Donnelly (60-68)	.882	1979-80
5. Drew Neitzel (123-140)	.879	2006-07
6. Alan Anderson (114-130)	.877	2004-05
7. Terry Furlow (177-202)	.876	1975-76
8. Shawn Respert (68-78)	.872	1991-92
9. Paul Davis (160-184)	.870	2005-06
10. Shawn Respert (139-160)	.869	1994-95

* Minimum 50 attempts

By Class:

Freshman: Shawn Respert - .872 (1991-92)
Sophomore: Shawn Respert - .856 (1992-93)
Junior: Drew Neitzel - .879 (2006-07)
Senior: Darryl Johnson - .910 (1986-87)

Game

Free Throws	No.	Date (Opp.)
1. Al Ferrari	21	2/28/1955 (Indiana)
2. Terry Furlow	20	1/8/1976 (N'western)
3. Kevin Smith	19	1/7/1982 (Indiana)
4. Sam Vincent	17	2/24/1983 (Ohio St.)
5. Three occasions	with 15 free throws	

FT Attempts	No.	Date (Opp.)
1. Al Ferrari	26	2/28/1955 (Indiana)
2. Terry Furlow	22	1/8/1976 (N'western)
3. Rudy Benjamin	21	12/12/1970 (W. Mich.)
4. Kevin Smith	19	1/7/1982 (Indiana)
5. Steve Smith	18	2/25/1991 (Minn.)
Earvin Johnson	18	1/20/1979 (Iowa)

FT Pct.	Pct.	Date (Opp.)
1. Kevin Smith	1.000	1/7/1982 (Indiana)
Sam Vincent	1.000	2/24/1983 (Ohio St.)
Steve Smith	1.000	1/19/1991 (Minn.)
Three (14-14), One (13-13), One (12-12), Seven (11-11), 16 (10-10)		

TEAM

Season

Free Throws	No.	Games
1. 2008-09	612	38 games
2. 1999-2000	600	39 games
3. 2002-03	564	35 games
4. 1978-79	559	32 games
5. 2004-05	543	33 games

FT Attempts	No.	Games
1. 2008-09	877	38 games
2. 1999-2000	816	39 games
3. 1978-79	775	32 games
4. 2002-03	767	35 games
5. 2009-10	764	37 games

Free-Throw Pct.	No.	Games
1. 1985-86	.799	31 games
2. 2004-05	.777	33 games
3. 2003-04	.771	30 games
2001-02	.771	31 games
1986-87	.771	28 games

Game

Free Throws	Opponent	Date
1. 42	Oklahoma	12/6/2003
2. 41	Illinois-Chicago	12/3/1983
3. 40	Ohio State	2/24/1983
4. 40	Pennsylvania	12/30/1954
5. 36	Wisconsin	1/8/1955

FT Attempts	Opponent	Date
1. 53	Illinois-Chicago	12/3/1983
2. 49	Western Mich.	12/12/1970
49	Wisconsin	1/8/1955
49	Kansas State	1/5/1954
5. 48	Oklahoma	12/6/2003

Free-Throw Percentage: 1.000 (18-18)
 vs. Michigan (1/30/2001) & Illinois (1/12/86)

Big Ten Game

Free Throws	Opponent	Date
1. 40	Ohio State	2/24/1983
2. 36	Wisconsin	1/8/1955
3. 34	Indiana	2/23/1963
4. 33	Indiana	2/28/1955
5. Two occasions	with 31 free throws	

FT Attempts	Opponent	Date
1. 49	Wisconsin	1/8/1955
2. 45	Ohio State	2/24/1983
3. 44	Iowa	1/20/1979
44	Indiana	2/23/1963
5. 42	Penn State	1/3/2001

Free-Throw Percentage: 1.000 (18-18)
 vs. Michigan (1/30/2001) & Illinois (1/12/86)



FREE-THROW/3-POINT RECORDS

Year-By-Year Free-Throw % Leaders

MINIMUM 50 ATTEMPTS (SINCE 1946-47)

Year	Name	Pct. (FT-FTA)	Year	Name	Pct. (FT-FTA)
1946-47	... Bob Geahan, f 656 (61-93)	1979-80	... Terry Donnelly, g 882 (60-68)
1947-48	... Bob Brannum, c 615 (96-156)	1980-81	... Mike Brkovich, g/f 862 (156-65)
1948-49	... John Granack, f 617 (37-60)	1981-82	... Sam Vincent, g 747 (68-91)
1949-50	... Jim Snodgrass, g 694 (50-72)	1982-83	... Scott Skiles, g 831 (69-83)
1950-51	... Bob Carey, f/c 683 (54-79)	1983-84	... Scott Skiles, g 832 (99-119)
1951-52	... Gordon Stauffer, g 810 (56-69)	1984-85	... Sam Vincent, g 846 (176-208)
1952-53	... Al Ferrari, f 691 (123-178)	1985-86	... Scott Skiles, g 900 (188-209)
1953-54	... Bob Armstrong, c 754 (49-65)	1986-87	... Darryl Johnson, g 910 (111-122)
1954-55	... Al Ferrari, f 792 (152-192)	1987-88	... Steve Smith, g 758 (69-91)
1955-56	... George Ferguson f/g 699 (65-93)	1988-89	... Kirk Manns, g 839 (47-56)
1956-57	... Jack Quiggle, g 714 (100-140)	1989-90	... Kirk Manns, g 864 (70-81)
1957-58	... Jack Quiggle, g 721 (75-104)	1990-91	... Steve Smith, g 802 (150-187)
1958-59	... Horace Walker, f/c 719 (69-96)	1991-92	... Shawn Respert, g 872 (68-78)
1959-60	... Horace Walker, f/c 798 (119-149)	1992-93	... Shawn Respert, g 856 (119-139)
1960-61	... Dick Hall, f/c 800 (104-130)	1993-94	... Shawn Respert, g 840 (142-169)
1961-62	... Jack Lamers, f/c 761 (51-67)	1994-95	... Shawn Respert, g 869 (139-160)
1962-63	... Jack Lamers, f/g 770 (47-61)	1995-96	... Thomas Kelley, g 790 (45-57)
1963-64	... Bill Schwarz, g 784 (40-51)	1996-97	... Mateen Cleaves, g 722 (57-79)
1964-65	... Stan Washington, f 851 (120-141)	1997-98	... Charlie Bell, g 793 (69-87)
1965-66	... Stan Washington, f 798 (91-114)	1998-99	... Morris Peterson, f 814 (114-140)
1966-67	... Steve Rymal, g 690 (49-71)	1999-2000	... A.J. Granger, f 893 (67-75)
1967-68	... Harrison Stepler, g 815 (44-54)	2000-01	... Charlie Bell, g 770 (94-122)
1968-69	... Jim Gibbons, f 714 (79-98)	2001-02	... Adam Ballinger, f 864 (51-59)
1969-70	... Ralph Simpson, g 822 (139-169)	2002-03	... Alan Anderson, f 842 (128-152)
1970-71	... Rudy Benjamin, g 725 (116-160)	2003-04	... Shannon Brown, g 807 (46-57)
1971-72	... Mike Robinson, g 707 (104-147)	2004-05	... Alan Anderson, f 877 (114-130)
1972-73	... Mike Robinson, g 796 (90-113)	2005-06	... Paul Davis, c 870 (160-184)
1973-74	... Mike Robinson, g 773 (99-128)	2006-07	... Drew Neitzel, g 879 (123-140)
1974-75	... Terry Furlow, f 825 (99-120)	2007-08	... Drew Neitzel, g 860 (74-86)
1975-76	... Terry Furlow, f 876 (177-202)	2008-09	... Goran Suton, c 848 (67-79)
1976-77	... Terry Donnelly, g 769 (40-52)	2009-10	... Durrell Summers, g 795 (62-78)
1977-78	... Bob Chapman, g 802 (65-81)	2010-11	... Kalin Lucas, g 820 (137-167)
1978-79	... Earvin Johnson, g/f 842 (202-240)			

Year-By-Year 3-Point FG Leaders

BASED ON TOTAL 3-POINTERS (SINCE 1982-83)

Year	Name	3FG (Avg.)	Year	Name	3FG (Avg.)
1982-83	... Scott Skiles, g 25 (1.2)	1999-2000	... Morris Peterson, f 85 (2.2)
1986-87	... Kirk Manns, g 35 (1.2)	2000-01	... Charlie Bell, g 52 (1.6)
1987-88	... Kirk Manns, g 27 (0.9)	2001-02	... Chris Hill, g 66 (2.1)
1988-89	... Kirk Manns, g 69 (2.1)	2002-03	... Chris Hill, g 95 (2.7)
1989-90	... Kirk Manns, g 81 (2.6)	2003-04	... Chris Hill, g 84 (2.8)
1990-91	... Steve Smith, g 66 (2.2)	2004-05	... Chris Hill, g 61 (1.8)
1991-92	... Shawn Respert, g 60 (2.0)	2005-06	... Maurice Ager, g 83 (2.4)
1992-93	... Shawn Respert, g 60 (2.1)	2006-07	... Drew Neitzel, g 114 (3.3)
1993-94	... Shawn Respert, g 92 (2.9)	2007-08	... Drew Neitzel, g 97 (2.7)
1994-95	... Shawn Respert, g 119 (4.3)	2008-09	... Chris Allen, g 52 (1.4)
1995-96	... Ray Weathers, g 39 (1.3)	2009-10	... Chris Allen, g 53 (1.5)
1996-97	... Ray Weathers, g 53 (1.8)	2010-11	... Durrell Summers, g 62 (1.8)
1997-98	... Jason Klein, f 69 (2.3)			
1998-99	... Jason Klein, f 46 (1.2)			

*3-Point shot used in Big Ten and NIT games only

INDIVIDUAL

Career

3-Point FG	No.	Years
1. Shawn Respert	331	1990-95
2. Chris Hill	306	2001-05
3. Drew Neitzel	273	2004-08
4. Kirk Manns	212	1986-90
5. Maurice Ager	202	2002-06
6. Durrell Summers	161	2007-11
7. Jason Klein	152	1995-99
8. Kalin Lucas	149	2007-11
9. Steve Smith	147	1987-91
10. Morris Peterson	146	1995-2000

3-Point FG Att.	No.	Years
1. Chris Hill	735	2001-05
2. Shawn Respert	728	1990-95
3. Drew Neitzel	684	2004-08
4. Maurice Ager	532	2002-06
5. Mateen Cleaves	457	1996-2000
6. Kirk Manns	446	1986-90
7. Durrell Summers	433	2007-11
8. Jason Klein	409	1995-99
9. Chris Allen	400	2007-10
10. Kalin Lucas	395	2007-11

3-Pt. FG Pct.*	Pct.	Years
1. Kirk Manns (212-446)	.475	1986-90
2. Shawn Respert (331-728)	.455	1990-95
3. Ray Weathers (99-222)	.446	1994-97
4. A.J. Granger (77-175)	.440	1996-2000
5. Todd Wolfe (53-121)	.438	1986-90
6. Steve Smith (147-353)	.416	1987-91
7. Chris Hill (306-735)	.416	2001-05
8. Keith Appling (39-95)	.411	2010-SA
9. Matt Steigenga (32-78)	.410	1988-92
10. Dwayne Stephens (35-87)	.402	1989-93

* Minimum 75 attempts

3-POINT RECORDS

Season

3-Point FG	No.	Year
1. Shawn Respert	119	1994-95
2. Drew Neitzel	114	2006-07
3. Drew Neitzel	97	2007-08
4. Chris Hill	95	2002-03
5. Shawn Respert	92	1993-94
6. Morris Peterson	85	1999-2000
7. Chris Hill	84	2003-04
8. Maurice Ager	83	2005-06
9. Kirk Manns	81	1989-90
10. Jason Klein	69	1997-98
Kirk Manns	69	1988-89

By Class:

Freshman: Chris Hill - 66 (2001-02)

Sophomore: Chris Hill - 95 (2002-03)

Junior: Drew Neitzel - 114 (2006-07)

Senior: Shawn Respert - 119 (1994-95)

3-Point FG Att.

No.	Year
1. Drew Neitzel	277
2. Shawn Respert	251
3. Drew Neitzel	244
4. Chris Hill	234
5. Maurice Ager	221
6. Shawn Respert	205
7. Morris Peterson	200
8. Chris Hill	185
9. Kirk Manns	178
10. Durrell Summers	174

By Class:

Freshman: Chris Hill - 148 (2001-02)

Sophomore: Chris Hill - 234 (2002-03)

Junior: Drew Neitzel - 277 (2006-07)

Senior: Shawn Respert - 251 (1994-95)

3-Pl. FG Pct.

Pct.	Year
1. Kirk Manns (69-136)	.507
2. Todd Wolfe (26-52)	.500
Scott Skiles (25-50)	.500
4. Kelvin Torbert (31-64)	.484
5. Kirk Manns (27-56)	.482
6. Shawn Respert (119-251)	.474
7. Kirk Manns (35-76)	.461
8. Steve Smith (45-98)	.459
9. Shawn Respert (60-132)	.455
10. Kirk Manns (81-178)	.455

* Minimum 50 attempts

By Class:

Freshman: Scott Skiles - .500 (1982-83)

Sophomore: Kirk Manns - .482 (1987-88)

Junior: Kirk Manns - .507 (1988-89)

Senior: Shawn Respert - .474 (1994-95)

Game

3-Point FG	No.	Date (Opp.)
1. Chris Hill	10	2/23/2003 (Syr.)
2. Shawn Respert	9	1/11/1995 (Indiana)
3. Shawn Respert	8	3/11/1995 (Wis.)
Shawn Respert	8	2/15/1995 (Illinois)
Shawn Respert	8	12/29/1994 (Ball St.)
Shawn Respert	8	2/23/1994 (Minn.)
Kirk Manns	8	2/12/1990 (Iowa)
Kirk Manns	8	1/25/1989 (Purdue)
9. Five occasions with seven 3-point fg		

3-Pl. FG Att.

No.	Date (Opp.)
1. Chris Hill	18
2. Drew Neitzel	17
Maurice Ager	17
Shawn Respert	17
Shawn Respert	17
6. Shawn Respert	15
7. Marcus Taylor	13
Shawn Respert	13
Steve Smith	13
Kirk Manns	13
Kirk Manns	13

3-Pl. FG Pct.

Pct.	Date (Opp.)
1. Drew Neitzel (7-8)	.875
2. Kirk Manns (8-10)	.800
3. Ray Weathers (6-8)	.750
4. Shawn Respert (9-13)	.692
5. Durrell Summers (6-9)	.667
Shannon Brown (6-9)	.667
Shawn Respert (8-12)	.667
Shawn Respert (8-12)	.667
Shawn Respert (6-9)	.667

* Minimum 8 attempts

TEAM

Season

3-Point FG	No.	Games
1. 1999-2000	253	39 games
2. 2010-11	220	34 games
3. 2004-05	219	33 games
4. 2005-06	204	34 games
5. 2008-09	201	38 games

3-Point FG Att.

No.	Games
1. 1999-2000	669
2. 2010-11	620
3. 2004-05	615
4. 2008-09	567
5. 2009-10	543

3-Point FG Pct.

No.	Games
1. 1989-90	.431
2. 1987-88	.421
3. 1988-89	.419
4. 1986-87	.416
5. 1994-95	.408

Game

3-Point FGs	Opponent	Date
1. 16	Michigan	3/4/2000
2. 14	Mass.	11/28/2009
3. 13	Green Bay	12/21/2005
13	Penn State	3/5/2005
5. 12	Bowling Green	12/4/2010
12	Florida A&M	11/19/2004

3-Pl. FG Att.

Opponent	Date
1. 34	Gonzaga
2. 32	Michigan
3. 31	Oakland
4. 30	Penn State
5. 28	Bowling Green

Big Ten Game

3-Point FGs	Opponent	Date
1. 16	Michigan	3/4/2000
2. 13	Penn State	3/5/2005
3. Seven occasions with 11 3-point fg		

3-Pl. FG Att.

Opponent	Date
1. 32	Michigan
2. 30	Penn State
3. 27	Penn State
4. 26	Penn State
26	Penn State
26	Michigan
26	Wisconsin



ASSIST RECORDS

INDIVIDUAL

Career

Assists	No.	Years
1. Mateen Cleaves	816	1996-2000
2. Scott Skiles	645	1982-86
3. Eric Snow	599	1991-95
4. Drew Neitzel	582	2004-08
5. Mark Montgomery	561	1988-92
6. Kalin Lucas	558	2007-11
7. Travis Walton	555	2005-09
8. Earvin Johnson	491	1977-79
9. Steve Smith	453	1987-91
10. Chris Hill	452	2001-05

Season

Assists	No.	Year
1. Mateen Cleaves (7.2 per game)	274	1998-99
2. Earvin Johnson (8.4 per game)	269	1978-79
3. Earvin Johnson (7.4 per game)	222	1977-78
4. Mateen Cleaves (7.2 per game)	217	1997-98
Eric Snow (7.8 per game)	217	1994-95
6. Eric Snow (6.7 per game)	213	1993-94
7. Scott Skiles (6.5 per game)	203	1985-86
8. Travis Walton (5.5 per game)	191	2006-07
9. Mark Montgomery (6.3 per game)	190	1991-92
10. Drew Neitzel (5.6 per game)	189	2005-06

By Class:

Freshman: Earvin Johnson - 222 (1977-78)

Sophomore: Earvin Johnson - 269 (1978-79)

Junior: Mateen Cleaves - 274 (1998-99)

Senior: Eric Snow - 217 (1994-95)

Game

Assists	No.	Date (Opp.)
1. Mateen Cleaves	20	3/4/2000 (Mich.)
2. Gary Ganakas	17	12/29/1972 (Roch.)
3. Earvin Johnson	14	1/4/1979 (Wis.)
Earvin Johnson	14	12/13/1978 (W. Mich.)
Earvin Johnson	14	3/16/1978 (W. Ky.)
4. Mateen Cleaves	13	1/24/1999 (Ind.)
Mateen Cleaves	13	1/28/1998 (Ind.)
Eric Snow	13	2/11/1995 (Penn St.)
Earvin Johnson	13	3/18/1979 (Notre Dame)
Earvin Johnson	13	12/21/1977 (Detroit)

TEAM

Season

Assists	No.	Games
1. 2007-08	631	36 games
2. 2008-09	611	38 games
3. 2009-10	606	37 games
4. 1999-2000	602	39 games
5. 2002-03	564	35 games

Game

Assists	Opponent	Date
1. 36	Michigan	3/4/2000
2. 35	Alcorn State	12/13/2008
3. 32	Loyola-Chi.	12/9/2000
32	Morehead St.	12/1/1992
5. 31	Green Bay	12/29/2007

Big Ten Game

Assists	Opponent	Date
1. 36	Michigan	3/4/2000
2. 30	Penn State	2/28/2008
30	Iowa	2/17/1975
4. 29	Wisconsin	1/25/1975
5. 28	Indiana	3/2/2008
28	Penn State	3/5/2005



Year-By-Year Assist Leaders

BASED ON TOTAL ASSISTS
(SINCE 1975-76)

Year	Name	Ast. (Avg.)
1975-76	... Benny White, g.....	106 (3.9)
1976-77	... Edgar Wilson, f/g.....	93 (3.4)
	Terry Donnelly, g.....	93 (3.4)
1977-78	... Earvin Johnson, g/f.....	222 (7.4)
1978-79	... Earvin Johnson, g/f.....	269 (8.4)
1979-80	... Mike Brkovich, g/f.....	96 (3.6)
1980-81	... Kevin Smith, g.....	130 (4.8)
1981-82	... Kevin Smith, g.....	126 (4.5)
1982-83	... Scott Skiles, g.....	146 (4.2)
1983-84	... Scott Skiles, g.....	128 (4.6)
1984-85	... Scott Skiles, g.....	168 (5.8)
1985-86	... Scott Skiles, g.....	203 (6.5)
1986-87	... Darryl Johnson, g.....	112 (4.0)
1987-88	... Ed Wright, g.....	91 (3.3)
1988-89	... Ken Redfield, f.....	131 (4.0)
1989-90	... Steve Smith, g.....	150 (4.8)
1990-91	... Mark Montgomery, g.....	169 (5.8)
1991-92	... Mark Montgomery, g.....	190 (6.3)
1992-93	... Eric Snow, g.....	145 (5.2)
1993-94	... Eric Snow, g.....	213 (6.7)
1994-95	... Eric Snow, g.....	217 (7.8)
1995-96	... Thomas Kelley, g.....	114 (3.6)
1996-97	... Mateen Cleaves, g.....	146 (5.0)
1997-98	... Mateen Cleaves, g.....	217 (7.2)
1998-99	... Mateen Cleaves, g.....	274 (7.2)
1999-2000	... Mateen Cleaves, g.....	179 (6.9)
2000-01	... Charlie Bell, g.....	169 (5.1)
2001-02	... Marcus Taylor, g.....	153 (5.3)
2002-03	... Chris Hill, g.....	128 (3.7)
2003-04	... Chris Hill, g.....	128 (3.7)
2004-05	... Chris Hill, g.....	141 (4.3)
2005-06	... Drew Neitzel, g.....	189 (5.6)
2006-07	... Travis Walton, g.....	191 (5.5)
2007-08	... Travis Walton, g.....	156 (4.3)
2008-09	... Kalin Lucas, g.....	176 (4.6)
2009-10	... Kalin Lucas, g.....	131 (4.0)
2010-11	... Draymond Green, f.....	141 (4.1)

Mateen Cleaves is MSU's all-time assist leader with 816 helpers.

STEAL/BLOCK RECORDS

Year-By-Year Steals Leaders

BASED ON TOTAL STEALS (SINCE 1977-78)

Year	Name	Stl. (Avg.)
1977-78	Earvin Johnson, g	71 (2.3)
1978-79	Earvin Johnson, g	75 (2.3)
1979-80	Kevin Smith, g	46 (1.7)
1980-81	Kevin Smith, g	38 (1.4)
1981-82	Sam Vincent, g	41 (1.5)
1982-83	Sam Vincent, g	44 (1.5)
1983-84	Scott Skiles, g	40 (1.4)
1984-85	Scott Skiles, g	48 (1.7)
1985-86	Scott Skiles, g	54 (1.7)
1986-87	Darryl Johnson, g	60 (2.1)
1987-88	Ken Redfield, f	50 (1.8)
1988-89	Ken Redfield, f	46 (1.4)
1989-90	Ken Redfield, f	44 (1.3)
1990-91	Mark Montgomery, g	52 (1.8)
1991-92	Mark Montgomery, g	48 (1.6)
1992-93	Eric Snow, g	27 (1.0)
1993-94	Eric Snow, g	57 (1.8)
1994-95	Eric Snow, g	52 (1.9)
1995-96	Quinton Brooks, f	30 (1.0)
1996-97	Antonio Smith, f	29 (1.0)
1997-98	Mateen Cleaves, g	73 (2.4)
1998-99	Mateen Cleaves, g	69 (1.8)
1999-2000	Charlie Bell, g	47 (1.2)
2000-01	Jason Richardson, g	38 (1.2)
2001-02	Marcus Taylor, g	31 (1.1)
2002-03	Chris Hill, g	51 (1.5)
2003-04	Chris Hill, g	46 (1.5)
2004-05	Chris Hill, g	44 (1.3)
2005-06	Shannon Brown, g	50 (1.5)
2006-07	Travis Walton, g	42 (1.2)
2007-08	Goran Suton, c	38 (1.1)
2008-09	Travis Walton, g	56 (1.5)
2009-10	Draymond Green, f	45 (1.2)
2010-11	Draymond Green, f	60 (1.8)

Year-By-Year Blocks Leaders

BASED ON TOTAL BLOCKS (SINCE 1979-80)

Year	Name	Blk. (Avg.)
1979-80	Ron Charles, f/c	51 (1.9)
1980-81	Ben Tower, f	16 (0.6)
1981-82	Richard Mudd, f/c	15 (0.6)
1982-83	Kevin Willis, c	35 (1.3)
1983-84	Ken Johnson, f	24 (1.3)
	Kevin Willis, c	24 (0.9)
1984-85	Ken Johnson, c	72 (2.6)
1985-86	Barry Fordham, c	20 (0.6)
1986-87	George Papadakos, c	12 (0.4)
1987-88	George Papadakos, c	35 (1.4)
1988-89	Steve Smith, g	12 (0.4)
	Matt Steigenga, f	12 (0.4)
1989-90	Matt Steigenga, f	30 (0.9)
1990-91	Matt Steigenga, f	32 (1.1)
1991-92	Matt Steigenga, f	23 (0.9)
1992-93	Mike Pepowski, c	24 (0.9)
1993-94	Anthony Miller, c	29 (0.9)
1994-95	Quinton Brooks, f	16 (0.6)
1995-96	Quinton Brooks, f	18 (0.6)
1996-97	DuJuan Wiley, c	19 (0.8)
1997-98	DuJuan Wiley, c	50 (1.7)
1998-99	Andre Hutson, f	22 (0.6)
	Morris Peterson, f	22 (0.6)
1999-2000	A.J. Granger, f	21 (0.5)
2000-01	Jason Richardson, g	28 (0.8)
2001-02	Aloysius Anagnonye, f	31 (1.0)
2002-03	Aloysius Anagnonye, f	20 (0.6)
	Adam Ballinger, f	20 (0.6)
	Erazem Lorbek, f	20 (0.6)
2003-04	Paul Davis, c	19 (0.6)
2004-05	Paul Davis, c	20 (0.6)
2005-06	Paul Davis, c	29 (0.9)
2006-07	Drew Naymick, c	55 (1.6)
2007-08	Drew Naymick, c	60 (1.7)
2008-09	Delvon Roe, f	29 (0.8)
2009-10	Delvon Roe, f	35 (0.9)
2010-11	Delvon Roe, f	42 (1.2)

INDIVIDUAL

Career

Steals	No.	Years
1. Mateen Cleaves	195	1996-2000
2. Scott Skiles	175	1982-86
3. Mark Montgomery	168	1988-92
4. Travis Walton	167	2005-09
5. Chris Hill	162	2001-05
6. Sam Vincent	159	1981-85
7. Ken Redfield	150	1986-90
8. Greg Kelsner	148	1975-79
9. Paul Davis	146	2002-06
Earvin Johnson	146	1977-79

Blocked Shots	No.	Years
1. Drew Naymick	134	2004-08
2. Delvon Roe	106	2008-SA
3. Matt Steigenga	97	1988-92
4. Ken Johnson	96	1983-85
5. Goran Suton	90	2005-09
6. Aloysius Anagnonye	88	1999-2003
7. Paul Davis	87	2002-06
8. Draymond Green	81	2008-SA
9. Andre Hutson	75	1997-2001
10. Adam Ballinger	73	1998-2003

Season

Steals	No.	Year
1. Earvin Johnson	75	1978-79
2. Mateen Cleaves	73	1997-98
3. Earvin Johnson	71	1977-78
4. Mateen Cleaves	69	1998-99
5. Draymond Green	60	2010-11
Darryl Johnson	60	1986-87
6. Eric Snow	57	1993-94
8. Travis Walton	56	2008-09
Antonio Smith	56	1998-99
10. Scott Skiles	54	1985-86

By Class:

Freshman: Earvin Johnson - 68 (1977-78)

Sophomore: Earvin Johnson - 75 (1978-79)

Junior: Mateen Cleaves - 69 (1998-99)

Senior: Darryl Johnson - 60 (1986-87)

Blocked Shots	No.	Year
1. Ken Johnson	72	1984-85
2. Drew Naymick	60	2007-08
3. Drew Naymick	55	2006-07
4. Ron Charles	51	1979-80
5. DuJuan Wiley	50	1997-98
6. Delvon Roe	42	2010-11
7. Delvon Roe	35	2009-10
Kevin Willis	35	1982-83
George Papadakos	35	1987-88
10. Idong Ibok	33	2006-07

By Class:

Freshman: Delvon Roe - 29 (2008-09)

Sophomore: Delvon Roe - 35 (2009-10)

Junior: Drew Naymick - 55 (2006-07)

Senior: Ken Johnson - 72 (1984-85)

Game

Steals	No.	Date (Opp.)
1. Mateen Cleaves	9	2/14/1998 (Minn.)
2. Darryl Johnson	8	1/10/1987 (Ohio St.)
Greg Kelsner	8	2/2/1976 (N'western)
4. Jason Richardson	7	2/18/2001 (Purdue)
Greg Kelsner	7	12/4/1978 (Indiana)
Earvin Johnson	7	2/2/1978 (Michigan)
7. Nine occasions		with six steals

Blocked Shots	No.	Date (Opp.)
1. Ken Johnson	8	12/29/1984 (SDSU)
2. Drew Naymick	6	2/9/2008 (N'western)
Ken Johnson	6	1/10/1985 (Purdue)
4. Delvon Roe	5	1/15/2011 (N'western)
Keith Appling	5	1/3/2011 (N'western)
Delvon Roe	5	12/4/2009 (Wofford)
Matt Steigenga	5	2/3/1990 (Purdue)
Barry Fordham	5	2/15/1986 (Minn.)
9. 34 occasions		with four blocked shots

TEAM

Season

Steals	No.	Games
1. 1998-99	298	38 games
2. 2004-05	258	33 games
3. 1999-2000	256	39 games
4. 1988-89	255	34 games
5. 2008-09	248	38 games

Blocked Shots	No.	Games
1. 2010-11	167	34 games
2. 2006-07	162	35 games
3. 2007-08	152	36 games
4. 2000-01	133	33 games
5. 2009-10	123	37 games

Game

Steals	Opponent	Date
1. 18	Portland St.	12/10/1979
2. 17	Five occasions	

Blocks	Opponent	Date
1. 13	San Jose St.	12/19/2007
2. 12	Northwestern	1/3/2011
3. 10	Eastern Mich.	11/12/2010
10	Purdue	3/14/2003
10	Nicholls State	12/9/2001
10	Brooklyn Coll.	12/2/1986

Big Ten Game

Steals	Opponent	Date
1. 17	Michigan	2/17/1979
2. 16	Northwestern	2/25/1999
3. 15	Michigan	3/7/2010
15	Indiana	2/4/1978
5. 14	Three occasions	

Blocks	Opponent	Date
1. 12	Northwestern	1/3/2011
2. 10	Purdue	3/14/2003
3. 9	Purdue	2/4/2001
9	Northwestern	2/23/1978
5. 8	Three occasions	



MISCELLANEOUS RECORDS

INDIVIDUAL

Career

Games Played No. Years

1. Durrell Summers	145	2007-11
2. Travis Walton	143	2005-09
3. Kalin Lucas	141	2007-11
4. Charlie Bell	140	1997-2001
5. Marquise Gray	138	2005-09
Drew Neitzel	138	2004-08
Andre Hutson	138	1997-2001
8. Morris Peterson	137	1995-2000
9. Raymar Morgan	135	2006-10
10. Goran Suton	134	2005-09

Games Started No. Years

1. Charlie Bell	136	1997-2001
2. Andre Hutson	129	1997-2001
3. Matt Steigenga	123	1988-92
4. Raymar Morgan	120	2006-10
5. Kalin Lucas	119	2007-11
6. Shawn Respert	118	1990-95
7. Drew Neitzel	117	2004-08
Steve Smith	117	1987-91
9. Mateen Cleaves	115	1996-2000
Antonio Smith	115	1995-99
Scott Skiles	115	1983-86

TEAM

Season

Wins No. Games

1. 1998-99	33	38 games
2. 1999-2000	32	39 games
3. 2008-09	31	38 games
4. 2009-10	28	37 games
2000-01	28	33 games
1989-90	28	34 games

Game

Victory Margin Points Date

1. vs. Alma	99 (102-3)	2/1/1902
2. vs. Battle Creek YMCA	90 (94-4)	2/25/1905
3. vs. Bay City YMCA	72 (84-12)	2/7/1910
4. vs. DePaul	69 (76-7)	1/13/1909
5. vs. Morehead St.	68 (121-53)	12/1/1992

Defeat Margin Points Date

1. vs. Indiana	52 (55-107)	1/4/1975
2. at Kentucky	50 (86-36)	1/27/1947
3. at Ohio State	44 (87-43)	2/11/1950
4. at Iowa	43 (111-68)	1/16/1965
5. at Detroit A.C.	42 (54-12)	2/10/1911

Combined Score Points Date

1. vs. Oklahoma	218 (118-100)	12/21/1963
2. vs. Gonzaga	215 (106-109)	11/22/2005
3. vs. Ball State	212 (117-95)	12/29/1994
4. at Illinois	210 (121-89)	3/9/1965
vs. Indiana	210 (107-103)	1/11/1964

Fouls Opponent Date

1. 41	Northwestern	2/2/1952
2. 39	Missouri	12/22/1983
39	Wisconsin	1/29/1977
4. 35	Minnesota	1/12/1951
5. 34	Central Michigan	11/29/1980

Big Ten Game

Victory Margin Points Date

1. vs. Michigan	51 (114-63)	3/4/2000
2. vs. Penn State	37 (86-49)	2/2/2008
vs. Northwestern	37 (93-56)	1/18/1995
4. vs. Minnesota	36 (79-43)	3/2/2000
at Northwestern	36 (82-46)	2/27/1986

Defeat Margin Points Date

1. vs. Indiana	52 (55-107)	1/4/1975
2. at Iowa	43 (68-111)	1/16/1965
3. at Iowa	36 (47-83)	2/21/1996
4. at Illinois	32 (89-121)	3/9/1965
at Ohio State	32 (79-111)	1/30/1960

Combined Score Points Date

1. at Illinois	210 (121-89)	3/9/1965
vs. Indiana	210 (107-103)	1/11/1964
3. vs. Illinois	207 (94-113)	2/20/1965
at Indiana	207 (94-113)	2/23/1963
5. vs. Indiana	206 (94-112)	2/8/1965

Fouls Opponent Date

1. 41	Northwestern	2/2/1952
2. 39	Wisconsin	1/29/1977
3. 35	Minnesota	1/12/1951
4. 33	Michigan	2/8/1975
33	Minnesota	1/18/1975
33	Indiana	3/3/1952
33	Northwestern	2/11/1952

Games at Breslin Center

Victory Margin Points Date

1. vs. Morehead St.	68 (121-53)	12/1/1992
2. vs. Alcorn State	58 (118-60)	12/13/2008
vs. Green Bay	58 (104-46)	11/23/2004
4. vs. Nicholls State	54 (92-38)	12/9/2001
5. vs. Michigan	51 (114-63)	3/4/2000
6. vs. Nicholls State	50 (102-52)	11/27/2004
7. vs. Toledo	45 (78-33)	11/22/1999
8. vs. Ill.-Chicago	44 (97-53)	12/2/2000
vs. Ill.-Chicago	44 (77-33)	12/13/1998
10. vs. Wright State	43 (95-52)	12/17/1997
vs. Cleveland St.	43 (111-68)	12/24/1994

Triple-Doubles

Earvin Johnson - 8

Opponent

Pennsylvania, 3/24/1979	Pts.	Reb.	Ast.
Lamar, 3/11/1979	29	10	10
Illinois, 2/24/1979	13	17	10
Kansas, 2/4/1979	21	11	11
Northwestern, 1/27/1979	12	10	11
Wisconsin, 1/4/1979	26	10	10
Oregon State, 12/29/1978	21	13	14
Detroit, 12/21/1977	10	10	10
	11	10	13

Draymond Green - 2

Opponent

UCLA, 3/17/2011	Pts.	Reb.	Ast.
Penn State, 2/10/2011	23	11	10
	15	14	10

Charlie Bell - 1

Opponent

Oakland, 11/19/2000	Pts.	Reb.	Ast.
	13	11	10



Draymond Green recorded two triple-doubles in 2010-11, including one in the NCAA Tournament vs. UCLA.

FRESHMAN RECORDS

Points	No.	Year
1. Earvin Johnson	511	1977-78
2. Shawn Respert	474	1991-92
3. Scott Skiles	376	1982-83
4. Zach Randolph	356	2000-01
5. Chris Hill	355	2001-02

Scoring Avg.	Avg.	Year
1. Earvin Johnson	17.0	1977-78
2. Shawn Respert	15.8	1991-92
3. Scott Skiles	12.3	1982-83
4. Raymar Morgan	11.7	2006-07
Sam Vincent	11.7	1981-82
Greg Kelser	11.7	1975-76

Field Goals	No.	Year
1. Earvin Johnson	175	1977-78
2. Shawn Respert	173	1991-92
3. Scott Skiles	141	1982-83
4. Kalin Lucas	138	2007-08
Zach Randolph	138	2000-01

Field-Goal Att.	No.	Year
1. Earvin Johnson	382	1977-78
2. Shawn Respert	344	1991-92
3. Kalin Lucas	320	2007-08
4. Scott Skiles	286	1982-83
5. Sam Vincent	282	1981-82

Field-Goal Pct.	Pct.	Year
1. Andre Hutson	.613	1997-98
2. Zach Randolph	.587	2000-01
Ben Tower	.587	1980-81
4. Jay Vincent	.573	1977-78
5. Matt Steigenga	.558	1988-89

* Minimum 100 attempts

3-Point FG	No.	Year
1. Chris Hill	66	2001-02
2. Shawn Respert	60	1991-92
3. Keith Appling	39	2010-11
4. Chris Allen	36	2007-08
5. Kirk Manns	35	1986-87

3-Point FG Att.	No.	Year
1. Chris Hill	148	2001-02
2. Shawn Respert	132	1991-92
3. Chris Allen	100	2007-08
4. Keith Appling	95	2010-11
5. Korie Lucious	82	2008-09

3-Pt. FG Pct. *	Pct.	Year
1. Scott Skiles	.500	1982-83
2. Kirk Manns	.461	1986-87
3. Shawn Respert	.455	1991-92
4. Chris Hill	.446	2001-02
5. Keith Appling	.411	2010-11

* Minimum 50 attempts

Free Throws	No.	Year
1. Earvin Johnson	161	1977-78
2. Paul Davis	97	2002-03
3. Raymar Morgan	80	2006-07
Zach Randolph	80	2000-01
5. Kalin Lucas	73	2007-08

Free-Throw Att.	No.	Year
1. Earvin Johnson	205	1977-78
2. Paul Davis	147	2002-03
3. Zach Randolph	126	2000-01
4. Raymar Morgan	116	2006-07
5. Delvon Roe	112	2008-09

Free-Throw Pct.	Pct.	Year
1. Shawn Respert	.872	1991-92
2. Scott Skiles	.831	1982-83
3. Shannon Brown	.807	2003-04
4. Kelvin Torbert	.806	2001-02
5. Charlie Bell	.793	1997-98

* Minimum 50 attempts

Rebounds	No.	Year
1. Greg Kelser	260	1975-76
2. Earvin Johnson	237	1977-78
3. Zach Randolph	221	2000-01
4. Delvon Roe	197	2008-09
5. Paul Davis	165	2002-03

Rebound Avg.	Avg.	Year
1. Greg Kelser	9.6	1975-76
2. Earvin Johnson	7.9	1977-78
3. Zach Randolph	6.7	2000-01
4. Mike Peplowski	5.8	1989-90
5. Jeff Tropf	5.4	1974-75

Assists	No.	Year
1. Earvin Johnson	222	1977-78
2. Mateen Cleaves	146	1996-97
Scott Skiles	146	1982-83
4. Kalin Lucas	137	2007-08
5. Marcus Taylor	107	2000-01

Steals	No.	Year
1. Earvin Johnson	68	1977-78
2. Mark Montgomery	43	1988-89
3. Sam Vincent	41	1981-82
4. Travis Walton	36	2005-06
5. Shawn Respert	34	1991-92

Blocked Shots	No.	Year
1. Delvon Roe	29	2008-09
2. Adreian Payne	28	2010-11
3. Andre Hutson	24	1997-98
4. Zach Randolph	22	2000-01
5. Erazem Lorbek	20	2002-03
Aloysius Anagonye	20	1999-2000

Minutes Played	No.	Year
1. Scott Skiles	1023	1982-83
2. Earvin Johnson	1010	1977-78
3. Sam Vincent	965	1981-82
4. Shawn Respert	952	1991-92
5. Kalin Lucas	902	2007-08

Games Played	No.	Year
1. Delvon Roe	38	2008-09
Korie Lucious	38	2008-09
3. Draymond Green	37	2008-09
Jason Richardson	37	1999-2000
Adam Ballinger	37	1999-2000

Top Freshman Debuts

Points	No.	Date
1. Jay Vincent	25	11/28/1977
2. Marcus Taylor	16	11/19/2000
3. Charlie Bell	15	11/17/1997
Matt Steigenga	15	11/28/1988
5. Keith Appling	14	11/12/2010
6. Chris Allen	13	11/13/2007
Darryl Johnson	13	11/25/1983
Sam Vincent	13	11/27/1981
9. Durrell Summers	12	11/13/2007
Quinton Brooks	12	12/1/1992

Rebounds	No.	Date
1. Derrick Nix	14	11/13/2009
2. Matt Steigenga	10	11/28/1988
Ben Tower	10	11/28/1980
4. Earvin Johnson	9	11/28/1977
5. Adreian Payne	7	11/12/2001
Charlie Bell	7	11/17/1997
7. Durrell Summers	6	11/13/2007
Raymar Morgan	6	11/8/2006
Alan Anderson	6	11/12/2001
Andre Hutson	6	11/17/1997
Jay Vincent	6	11/28/1977
Stan Feldreich	6	11/28/1977
Terry Furlow	6	11/28/1972

Assists	No.	Date
1. Mateen Cleaves	8	11/25/1996
Randy Morrison	8	11/28/1980
Earvin Johnson	8	11/28/1977
4. David Hart	7	12/1/1992
5. Kalin Lucas	6	11/13/2007
6. Marcus Taylor	5	11/19/2000
Terry Donnelly	5	11/29/1976
8. Korie Lucious	4	11/16/2008
Drew Neitzel	4	11/19/2004
Steve Smith	4	11/27/1987
Mark Brown	4	11/23/1985



OPPONENT RECORDS

ALL GAMES-INDIVIDUAL

	Record	Player	MSU-Opp	Location	Date
Points	56	Jimmy Rayl (Indiana)	94-113	Bloomington, Ind.	2/23/1963
	52	Terry Dischinger (Purdue)	74-85	West Lafayette, Ind.	2/25/1961
	48	Jerry Lucas (Ohio State)	68-83	East Lansing	2/11/1961
	48	Gary Bradds (Ohio State)	102-99	East Lansing	1/27/1964
Field Goals	23	Jimmy Rayl (Indiana)	94-113	Bloomington, Ind.	2/23/1963
Field-Goal Att.	48	Jimmy Rayl (Indiana)	94-113	Bloomington, Ind.	2/23/1963
Field-Goal Pct.	1.000 (11-11)	Derek Harper (Illinois)	61-69	Champaign, Ill.	2/19/1983
Free Throws	18	Gary Bradds (Ohio State)	102-99	East Lansing	1/27/1964
Free-Throw Att.	20	Gary Bradds (Ohio State)	102-99	East Lansing	1/27/1964
Free-Throw Pct.	1.000 (14-14)	Robin Freeman (Ohio State)	94-91	East Lansing	1/28/1956
	Five occasions of 13-13 shooting, one of 12-12, three of 11-11 and three of 10-10				
3-Point FG	8	Barry Bearden (Ala.-Birmingham)	76-78 ot	New York, N.Y.	3/29/1989
3-Point FG Att.	17	Brandon Cassise (Oakland)	75-71	East Lansing	11/24/2007
Rebounds	23	Don Kojis (Marquette)	74-69	Evanston, Ill.	3/13/1959

BIG TEN GAMES-INDIVIDUAL

	Record	Player	MSU-Opp	Location	Date
Points	56	Jimmy Rayl (Indiana)	94-113	Bloomington, Ind.	2/23/1963
Field Goals	23	Jimmy Rayl (Indiana)	94-113	Bloomington, Ind.	2/23/1963
Field-Goal Att.	48	Jimmy Rayl (Indiana)	94-113	Bloomington, Ind.	2/23/1963
Field-Goal Pct.	1.000 (11-11)	Derek Harper (Illinois)	61-69	Champaign, Ill.	2/19/1983
Free Throws	18	Gary Bradds (Ohio State)	102-99	East Lansing	1/27/1964
Free-Throw Att.	20	Gary Bradds (Ohio State)	102-99	East Lansing	1/27/1964
Free-Throw Pct.	1.000 (14-14)	Robin Freeman (Ohio State)	94-91	East Lansing	1/28/1956
	Four occasions of 13-13 shooting, one of 12-12, one of 11-11 and two of 10-10				
3-Point FG	7	Talor Battle (Penn State)	65-54	State College, Pa.	2/13/2010
	7	Craig Moore (Northwestern)	78-62	Evanston, Ill.	1/24/2008
	7	Dee Brown (Illinois)	50-60	Champaign, Ill.	1/5/2006
	7	Terrance Simmons (Minnesota)	94-83	Minneapolis, Minn.	2/10/2001
3-Point FG Att.	14	Craig Moore (Northwestern)	78-62	Evanston, Ill.	1/24/2008
	14	Cory Bradford (Illinois)	61-44	East Lansing	2/11/1999
	14	Pete Lisicky (Penn State)	69-58	State College, Pa.	1/15/1997
Rebounds	21	Jerry Lucas (Ohio State)	68-83	East Lansing	2/11/1961

ALL GAMES-TEAM

	Record	Team	MSU-Opp	Location	Date
Points	121	Illinois	89-121	Champaign, Ill.	3/9/1965
Field Goals	50	Illinois	94-113	East Lansing	2/20/1965
	50	Indiana	55-107	East Lansing	1/4/1975
Field-Goal Att.	113	Wisconsin	106-90	East Lansing	1/6/1964
Field-Goal Pct.	.712 (42-59)	Indiana	58-95	Bloomington, Ind.	2/18/1988
Free Throws	42	Colorado	87-90	Kansas City, Mo.	12/28/1956
Free-Throw Att.	51	Penn State	76-85	State College, Pa.	2/2/2008
Free-Throw Pct.	1.000 (24-24)	Northwestern	58-66	Evanston, Ill.	1/27/1977
3-Point FG	16	Minnesota	94-83	Minneapolis, Minn.	2/10/2001
3-Point FG Att.	38	Louisiana-Monroe	83-65	East Lansing, Mich.	11/14/2007
Rebounds	79	Kansas State	82-104	Manhattan, Kan.	12/17/1960
Fouls	35	Purdue	56-47	East Lansing	1/26/1952
Victory Margin	52	Indiana	55-107	East Lansing	1/4/1975

BIG TEN GAMES-TEAM

	Record	Team	MSU-Opp	Location	Date
Points	121	Illinois	89-121	Champaign, Ill.	3/9/1965
Field Goals	50	Illinois	94-113	East Lansing	2/20/1965
	50	Indiana	55-107	East Lansing	1/4/1975
Field-Goal Att.	113	Wisconsin	106-90	East Lansing	1/6/1964
Field-Goal Pct.	.712 (42-59)	Indiana	58-95	Bloomington, Ind.	2/18/1988
Free Throws	37	Minnesota	80-93	East Lansing	1/5/1980
	37	Northwestern	98-93	East Lansing	1/10/1970
Free-Throw Att.	51	Penn State	76-85	State College, Pa.	2/2/2008
Free-Throw Pct.	1.000 (24-24)	Northwestern	58-66	Evanston, Ill.	1/27/1977
3-Point FG	16	Minnesota	94-83	Minneapolis, Minn.	2/10/2001
3-Point FG Att.	31	Michigan	77-62	East Lansing, Mich.	1/27/2008
	31	Iowa	78-79	Iowa City, Iowa	3/8/1995
	31	Purdue	62-59	West Lafayette, Ind.	2/16/2002
Rebounds	77	Michigan	71-72	East Lansing	2/2/1963

BRESLIN CENTER RECORDS

TEAM

Points	121
by MSU vs. Morehead State, 12/1/1992 (MSU 121-53)	
by MSU vs. Alcorn State, 12/13/2008 (MSU 118-60).....	118
by MSU vs. Ball State, 12/29/1994 (MSU 117-95).....	117
by MSU vs. Cleveland State, 12/24/1994 (MSU 111-68).....	111
by MSU vs. Michigan, 3/4/2000 (MSU 114-63).....	114
by MSU vs. East Tennessee State, 12/9/1993 (MSU 107-81) ..	107
by MSU vs. UW-Green Bay, 11/23/2004 (MSU 104-46).....	104
by MSU vs. Florida A&M, 11/19/2004 (MSU 104-72).....	104
by MSU vs. Indiana, 3/2/2008 (MSU 103-74).....	103
by MSU vs. Nicholls State, 11/27/2004 (MSU 102-52).....	102
by MSU vs. Nebraska, 12/4/1991 (MSU 101-78).....	101
Field Goals	50
by MSU vs. Morehead State, 12/1/1992 (MSU 121-53)	
Field-Goal Attempts	89 (33 made)
by Coppin State vs. Weber State, 12/27/1996 (WSU 92-91 ot)	
Field-Goal Percentage686 (35-51)
by MSU vs. Cincinnati, 12/21/1991 (MSU 90-89)	
Free Throws	33
by Purdue vs. MSU, 2/8/1997 (PU 77-62)	
Free-Throw Attempts	46
by Purdue vs. MSU, 2/8/1997 (PU 77-62)	
Free-Throw Percentage	1.000 (13-13)
by MSU vs. Illinois, 2/1/2005 (UI 81-68)	
3-Point Field Goals	16
by MSU vs. Michigan, 3/4/2000 (MSU 114-63)	
3-Point Field-Goal Attempts	38
by Louisiana-Monroe vs. MSU, 11/14/2008 (MSU 83-65)	
3-Point Field-Goal Percentage875 (7-8)
by MSU vs. Minnesota, 2/6/1993 (MSU 75-63)	
Rebounds	62
by MSU vs. Detroit, 12/16/1989 (MSU 94-65)	
Fouls	32
by Iowa vs. MSU, 2/18/2001 (MSU 94-70)	

INDIVIDUAL

Points	43
Shawn Respert (MSU) vs. Minnesota, 2/23/1994 (MSU 85-68)	
Alan Henderson (Indiana) vs. MSU, 3/9/1994 (MSU 94-78).....	41
Shawn Respert (MSU) vs. Indiana, 3/9/1994 (MSU 94-78).....	40
Steve Smith (MSU) vs. Central Mich., 12/20/1990 (MSU 74-61)	38
Steve Smith (MSU) vs. Michigan, 3/1/1990 (MSU 78-70).....	36
Shawn Respert (MSU) vs. Illinois, 2/15/1995 (MSU 68-58).....	35
Steve Smith (MSU) vs. Evansville, 12/18/1990 (MSU 81-76).....	35
Chris Hill (MSU) vs. Syracuse, 2/23/2003 (SU 76-75).....	34
Marcus Taylor (MSU) vs. Iowa, 3/2/2002 (MSU 93-79).....	34
Shawn Respert (MSU) vs. Ball St., 12/29/1994 (MSU 117-95).....	33
Steve Smith (MSU) vs. Minnesota, 1/19/1991 (MSU 73-64).....	33
Kirk Manns (MSU) vs. Iowa, 1/13/1990 (MSU 87-80).....	33
Brandon Bowdry (EMU) vs. Eastern Mich., 11/12/2010 (MSU 96-66) ..	32
Drew Neitzel (MSU) vs. Chicago St., 12/16/2006 (MSU 69-61).....	32
Paul Davis (MSU) vs. Indiana, 1/31/2004 (MSU 84-72).....	32
Shawn Respert (MSU) vs. Morehead St., 12/1/1992 (MSU 121-53) ..	32
Calbert Cheaney (Indiana) vs. MSU, 2/25/1990 (MSU 72-66).....	32
Field Goals	16
Shawn Respert (MSU) vs. Minnesota, 2/23/1994 (MSU 85-68)	
Field-Goal Attempts	28
Brandon Bowdry (EMU) vs. Eastern Mich., 11/12/2010 (MSU 96-66)	
Field-Goal Pct. (10 attempts)	1.000 (10-10)
Alan Anderson (MSU) vs. Wisconsin, 2/24/2005 (MSU 83-61)	
Free Throws	15
Steve Smith (MSU) vs. Minnesota, 1/19/1991 (MSU 73-64)	
Free-Throw Attempts	15
Chad Austin (Purdue) vs. MSU, 2/8/1997 (PU 77-62)	
Shane Kline-Ruminski (BGSU) vs. Ga. Southern, 12/30/1993 (BGSU 69-60)	
Steve Smith (MSU) vs. Minnesota, 1/19/1991 (MSU 73-64)	
Bruce Schroeder (Siena) vs. Austin Peay, 12/28/1991 (SC 93-89)	
Free-Throw Percentage (10 attempts)	1.000
Steve Smith (MSU) 15-15 vs. Minnesota, 1/15/1991 (MSU 73-64)	
Alan Anderson (MSU) 14-14 vs. Ohio St., 1/9/2003 (MSU 66-55)	
Shawn Respert (MSU) 13-13 vs. Wash. St., 12/30/1992 (MSU 77-61)	
Terry Mills (Michigan) 13-13 vs. MSU, 3/1/1990 (MSU 78-70)	
Draymond Green (MSU) 10-10 vs. N'western, 1/15/2011 (MSU71-67)	
3-Point Field Goals	10
Chris Hill (MSU) vs. Syracuse, 2/23/2003 (SU 76-75)	
3-Point Field-Goal Attempts	18
Chris Hill (MSU) vs. Syracuse, 2/23/2003 (SU 76-75)	
Rebounds	20
Goran Suton (MSU) vs. Oakland, 11/24/2007 (MSU 75-71)	
Assists	20
Mateen Cleaves (MSU) vs. Michigan, 3/4/2000 (MSU 114-63)	

COACHES

2011-12 SPARTANS

2010-11 REVIEW

HISTORY

RECORDS

POSTSEASON

MEDIA INFO



ALL-TIME SUMMARY

Year	G	Overall		Big Ten			Place	Coach	Captain(s)
		W-L	Pct.	W-L	Pct.				
1898-99	2	0-2	.000					No established coach	No captain selected
1899-00	4	2-2	.500					Charles O. Bemies	No captain selected
1900-01	3	3-0	1.000					Charles O. Bemies	Charles Blanchard
1901-02	5	5-0	1.000					George E. Denman	James Cooper
1902-03	6	6-0	1.000					George E. Denman	Joseph Haftencamp
1903-04	8	5-3	.625					Chester L. Brewer	Edward Balbach
1904-05	8	5-3	.625					Chester L. Brewer	Foley Tuttle
1905-06	13	11-2	.846					Chester L. Brewer	No captain selected
1906-07	16	14-2	.875					Chester L. Brewer	Edward Krehl
1907-08	20	15-5	.750					Chester L. Brewer	Roy Vondette
1908-09	15	10-5	.667					Chester L. Brewer	Parnell McKerma
1909-10	15	10-5	.667					Chester L. Brewer	Claude Hannish
1910-11	14	5-9	.357					John F. Macklin	Fred Busch
1911-12	15	12-3	.800					John F. Macklin	Ralph Chamberlain
1912-13	13	8-5	.615					John F. Macklin	Robert Goss
1913-14	12	8-4	.667					John F. Macklin	George Gauthier
1914-15	16	7-9	.438					John F. Macklin	Oscar Miller
1915-16	16	8-8	.500					John F. Macklin	Lyman Frimodig
1916-17	16	11-5	.688					George E. Gauthier	Albert McClelland
1917-18	16	6-10	.375					George E. Gauthier	Byron Murray
1918-19	18	9-9	.500					George E. Gauthier	Lawrence Kurtz
1919-20	36	21-15	.583					George E. Gauthier	George Garrett
1920-21	21	13-8	.619					Lyman L. Frimodig	Walter Foster
1921-22	24	11-13	.458					Lyman L. Frimodig	Lloyd Heasley
1922-23	19	10-9	.526					Fred H. Walker	Clarence Fessenden
1923-24	20	10-10	.500					Fred H. Walker	Wesley Eva
1924-25	19	6-13	.316					John H. Kobs	Matt Nuttilla
1925-26	18	5-13	.278					John H. Kobs	Paul Hackett
1926-27	18	7-11	.389					Benjamin F. VanAlstyne	Kenneth Drew
1927-28	15	11-4	.733					Benjamin F. VanAlstyne	Vern Dickeson
1928-29	16	11-5	.688					Benjamin F. VanAlstyne	Carl Felt
1929-30	16	12-4	.750					Benjamin F. VanAlstyne	James VanZylen
1930-31	17	16-1	.941					Benjamin F. VanAlstyne	Art Haga, Roger Grove, Edward Scott
1931-32	17	12-5	.706					Benjamin F. VanAlstyne	Dee Pineo
1932-33	17	10-7	.588					Benjamin F. VanAlstyne	Gerald McCaslin, Alton Kircher
1933-34	17	12-5	.705					Benjamin F. VanAlstyne	Wendall Patchett
1934-35	18	14-4	.778					Benjamin F. VanAlstyne	Robert Herrick, Milo Rouse, Arnold VanFaasen
1935-36	17	8-9	.471					Benjamin F. VanAlstyne	Daniel Reck
1936-37	17	5-12	.294					Benjamin F. VanAlstyne	Ron Garlock
1937-38	17	9-8	.529					Benjamin F. VanAlstyne	Howard Kraft
1938-39	17	9-8	.529					Benjamin F. VanAlstyne	Leo Callahan
1939-40	20	14-6	.700					Benjamin F. VanAlstyne	Max Dalrymple, Martin Hutt
1940-41	17	11-6	.647					Benjamin F. VanAlstyne	Robert Phillips
1941-42	21	15-6	.714					Benjamin F. VanAlstyne	Chester Aubuchon
1942-43	16	2-14	.125					Benjamin F. VanAlstyne	Carl Petroski
1943-44	No Schedule - World War II								
1944-45	16	9-7	.568					Benjamin F. VanAlstyne	Nickolas Hashu
1945-46	21	12-9	.571					Benjamin F. VanAlstyne	Oliver White
1946-47	21	11-10	.524					Benjamin F. VanAlstyne	Robin Roberts
1947-48	22	12-10	.545					Benjamin F. VanAlstyne	Robert Brannum
1948-49	21	9-12	.429					Benjamin F. VanAlstyne	Robert Geahan, Jack Wulf
1949-50	22	4-18	.182					Alton S. Kircher	Robert Robbins
1950-51	21	10-11	.476	5-9	.357	T-7th		Peter F. Newell	James Snodgrass
1951-52	22	13-9	.591	6-8	.428	T-5th		Peter F. Newell	Clarence (Sonny) Means
1952-53	22	13-9	.591	11-7	.611	T-3rd		Peter F. Newell	Erik Furseth
1953-54	22	9-13	.409	4-10	.286	8th		Peter F. Newell	Keith Stackhouse
1954-55	22	13-9	.591	8-6	.571	4th		Forrest A. Anderson	Albert Ferrari
1955-56	22	13-9	.591	7-7	.500	5th		Forrest A. Anderson	Walter Godfrey
1956-57	26	16-10	.615	10-4	.714	T-1st		Forrest A. Anderson	George Ferguson
1957-58	22	16-6	.727	9-5	.643	3rd		Forrest A. Anderson	Jack Quiggle
1958-59	23	19-4	.826	12-2	.857	1st		Forrest A. Anderson	Robert Anderegg, Johnny Green

ALL-TIME SUMMARY

Year	G	Overall		Big Ten			Coach	Captain(s)
		W-L	Pct.	W-L	Pct.	Place		
1959-60	21	10-11	.476	5-9	.357	8th	Forrest A. Anderson	Lance Olson, Horace Walker
1960-61	24	7-17	.292	3-11	.214	9th	Forrest A. Anderson	David Fahs
1961-62	22	8-14	.381	3-11	.214	T-9th	Forrest A. Anderson	Arthur Schwarm
1962-63	20	4-16	.200	3-11	.214	9th	Forrest A. Anderson	John Lamers
1963-64	24	14-10	.583	8-6	.571	T-4th	Forrest A. Anderson	George (Pete) Gent
1964-65	23	5-18	.217	1-13	.071	10th	Forrest A. Anderson	Marcus Sanders
1965-66	22	15-7	.682	10-4	.714	2nd	John E. Benington	William Curtis
1966-67	23	16-7	.696	10-4	.714	T-1st	John E. Benington	Matthew Aitch
1967-68	24	12-12	.500	6-8	.428	T-6th	John E. Benington	John Bailey
1968-69	23	11-12	.478	6-8	.428	T-5th	John E. Benington	Lee Lafayette
1969-70	24	9-15	.375	5-9	.357	T-6th	Gus G. Ganakas	James Gibbons, Lloyd Ward
1970-71	24	10-14	.417	4-10	.286	T-7th	Gus G. Ganakas	Rudy Benjamin
1971-72	24	13-11	.542	6-8	.428	T-5th	Gus G. Ganakas	Ronald Gutkowski, Pat Miller
1972-73	24	13-11	.542	6-8	.428	T-6th	Gus G. Ganakas	William Kilgore
1973-74	24	13-11	.542	8-6	.571	T-4th	Gus G. Ganakas	Michael Robinson
1974-75	26	17-9	.654	10-8	.555	5th	Gus G. Ganakas	Lindsay Hairston
1975-76	27	14-13	.518	10-8	.555	4th	Gus G. Ganakas	Terry Furlow
1976-77	27	12-15	.444	9-9	.500	5th	Jud Heathcote	Robert Chapman
1977-78	30	25-5	.833	15-3	.833	1st	Jud Heathcote	Robert Chapman, Greg Kelsner
1978-79	32	26-6	.813	13-5	.722	T-1st	Jud Heathcote	Earvin Johnson, Greg Kelsner
1979-80	27	12-15	.444	6-12	.333	9th	Jud Heathcote	Ron Charles, Terry Donnelly
1980-81	27	13-14	.481	7-11	.389	8th	Jud Heathcote	Mike Brkovich, Jay Vincent
1981-82	28	12-16	.429	7-11	.389	T-7th	Jud Heathcote	Kurt James, Kevin Smith
1982-83	30	17-13	.566	9-9	.500	T-6th	Jud Heathcote	Bill Cawood, Derek Perry
1983-84	28	16-12	.571	9-9	.500	T-5th	Jud Heathcote	Ben Tower, Kevin Willis
1984-85	29	19-10	.655	10-8	.555	T-5th	Jud Heathcote	Sam Vincent, Richard Mudd
1985-86	31	23-8	.742	12-6	.667	3rd	Jud Heathcote	Scott Skiles, Larry Polec
1986-87	28	11-17	.393	6-12	.333	7th	Jud Heathcote	Darryl Johnson, Barry Fordham
1987-88	28	10-18	.357	5-13	.278	8th	Jud Heathcote	Ed Wright, Carlton Valentine, George Papadakos
1988-89	33	18-15	.545	6-12	.333	T-8th	Jud Heathcote	Ken Redfield, Todd Wolfe
1989-90	34	28-6	.824	15-3	.833	1st	Jud Heathcote	Steve Smith, Ken Redfield
1990-91	30	19-11	.633	11-7	.611	T-3rd	Jud Heathcote	Steve Smith, Matt Steigenga
1991-92	30	22-8	.733	11-7	.611	T-3rd	Jud Heathcote	Mark Montgomery, Matt Steigenga
1992-93	28	15-13	.536	7-11	.389	T-8th	Jud Heathcote	Dwayne Stephens, Mike Peplowski
1993-94	32	20-12	.625	10-8	.555	T-4th	Jud Heathcote	Kris Weshinsky, Shawn Respert
1994-95	28	22-6	.785	14-4	.778	2nd	Jud Heathcote	Eric Snow, Shawn Respert
1995-96	32	16-16	.500	9-9	.500	7th	Tom Izzo	Quinton Brooks, Jamie Feick
1996-97	29	17-12	.586	9-9	.500	T-6th	Tom Izzo	Antonio Smith, Steve Polonowski
1997-98	30	22-8	.733	13-3	.813	T-1st	Tom Izzo	Antonio Smith, Mateen Cleaves
1998-99	38	33-5	.868	15-1	.937	1st	Tom Izzo	Antonio Smith, Mateen Cleaves
1999-2000	39	32-7	.821	13-3	.813	T-1st	Tom Izzo	Jason Klein, Thomas Kelley, Mateen Cleaves, A.J. Granger
2000-01	33	28-5	.848	13-3	.813	T-1st	Tom Izzo	Morris Peterson, Charlie Bell, Andre Hutson, David Thomas
2001-02	31	19-12	.613	10-6	.625	5th	Tom Izzo	Aloysius Anagonye, Adam Ballinger, Marcus Taylor
2002-03	35	22-13	.629	10-6	.625	T-3rd	Tom Izzo	Aloysius Anagonye, Adam Ballinger
2003-04	30	18-12	.600	12-4	.750	T-2nd	Tom Izzo	Alan Anderson, Jason Andreas, Kelvin Torbert
2004-05	33	26-7	.788	13-3	.813	2nd	Tom Izzo	Alan Anderson, Tim Bograkovs, Chris Hill, Kelvin Torbert
2005-06	34	22-12	.647	8-8	.500	t-6th	Tom Izzo	Maurice Ager, Shannon Brown, Paul Davis, Delco Rowley
2006-07	35	23-12	.657	8-8	.500	t-7th	Tom Izzo	Drew Neitzel, Travis Walton
2007-08	36	27-9	.750	12-6	.667	4th	Tom Izzo	Drew Neitzel, Travis Walton
2008-09	38	31-7	.816	15-3	.833	1st	Tom Izzo	Travis Walton, Kalin Lucas
2009-10	37	28-9	.757	14-4	.778	t-1st	Tom Izzo	Isaiah Dahlman, Draymond Green, Kalin Lucas, Raymar Morgan
2010-11	34	19-15	.559	9-9	.500	t-4th	Tom Izzo	Kalin Lucas, Draymond Green
Totals	2,529	1,507-1,022	.596	541-445	.549	12 - Big Ten Titles		

COACHES

2011-12 SPARTANS

2010-11 REVIEW

HISTORY

RECORDS

POSTSEASON

MEDIA INFO



YEAR-BY-YEAR STATISTICS

Year	GP	FG-FGA	FG%	3FG-FGA	3FG%	FT-FTA	FTA%	Reb./Avg.	Ast.	TO	Blks	Stl.	Pts./Avg.
1948-49	21	370-922	.401	---	---	263-465	.566	---	---	---	---	---	1004/47.8
1949-50	22	468-1558	.300	---	---	308-522	.590	---	---	---	---	---	1244/56.5
1950-51	21	377-1304	.289	---	---	278-451	.618	---	---	---	---	---	1032/49.1
1951-52	22	479-1451	.330	---	---	327-535	.611	---	---	---	---	---	1285/58.5
1952-53	22	471-1438	.321	---	---	270-417	.607	696/31.6	---	---	---	---	1359/61.6
1953-54	22	505-1531	.322	---	---	246-479	.666	---	---	---	---	---	1489/67.7
1954-55	22	613-1545	.397	---	---	268-525	.588	---	---	---	---	---	1751/79.0
1955-56	22	648-1711	.378	---	---	436-688	.633	1095/49.8	---	---	---	---	1732/78.7
1956-57	26	735-1930	.380	---	---	459-718	.639	1181/45.4	---	---	---	---	1929/74.1
1957-58	22	660-1625	.400	---	---	326-555	.587	1121/51.0	---	---	---	---	1646/74.8
1958-59	23	742-1852	.400	---	---	402-639	.629	1508/65.5	---	---	---	---	1886/82.0
1959-60	21	641-1626	.394	---	---	372-514	.723	1212/57.7	---	---	---	---	1654/78.7
1960-61	24	676-1812	.373	---	---	447-636	.702	1226/51.0	---	---	---	---	1799/74.9
1961-62	22	649-1725	.376	---	---	353-535	.659	1201/54.5	---	---	---	---	1651/75.0
1962-63	20	586-1490	.393	---	---	388-541	.717	1028/51.4	---	---	---	---	1560/78.0
1963-64	24	887-2093	.423	---	---	437-647	.675	1442/60.0	---	---	---	---	2211/92.1
1964-65	23	762-1770	.430	---	---	453-601	.753	1189/51.7	---	---	---	---	1977/85.9
1965-66	22	682-1616	.422	---	---	366-422	.701	1087/49.4	---	---	---	---	1730/78.6
1966-67	23	679-1704	.398	---	---	341-543	.628	1162/50.5	---	---	---	---	1699/73.8
1967-68	24	679-1685	.402	---	---	367-547	.670	1124/46.8	---	---	---	---	1725/71.8
1968-69	23	648-1559	.415	---	---	382-590	.647	1048/45.5	---	---	---	---	1678/72.9
1969-70	24	769-1711	.449	---	---	396-533	.743	961/40.0	---	---	---	---	1934/80.6
1970-71	24	716-1569	.456	---	---	395-600	.658	1082/45.1	---	---	---	---	1827/76.1
1971-72	24	746-1659	.449	---	---	353-577	.612	1070/44.6	---	---	---	---	1845/76.9
1972-73	24	831-1718	.483	---	---	302-437	.691	1045/43.5	---	---	---	---	1964/81.8
1973-74	24	807-1642	.491	---	---	294-441	.667	1017/42.4	---	---	---	---	1908/79.5
1974-75	26	860-1713	.502	---	---	384-530	.724	1063/40.9	---	---	---	---	2104/80.9
1975-76	27	822-1785	.460	---	---	443-576	.769	1117/41.4	371	---	---	---	2087/77.3
1976-77	27	774-1549	.499	---	---	385-572	.673	1059/39.2	391	---	---	---	1933/71.6
1977-78	30	908-1732	.524	---	---	485-689	.704	1175/39.3	474	---	---	---	2301/76.7
1978-79	32	932-1769	.527	---	---	559-775	.721	1186/37.1	505	---	---	---	2423/75.7
1979-80	27	760-1493	.509	---	---	359-519	.692	921/34.1	419	---	72	182	1881/69.7
1980-81	27	741-1456	.509	---	---	344-487	.706	802/29.7	364	---	47	152	1826/67.6
1981-82	28	684-1494	.458	---	---	278-420	.662	864/30.9	293	---	66	155	1646/58.8
1982-83	30	821-1660	.495	36-90	.400	404-571	.708	973/32.4	385	---	86	186	2082/69.4
1983-84	28	729-1511	.482	---	---	418-562	.744	921/32.9	323	---	92	173	1876/67.0
1984-85	29	837-1559	.537	---	---	420-583	.720	963/33.2	391	425	105	163	2094/72.2
1985-86	31	1043-1860	.561	---	---	490-613	.799	1016/32.8	523	381	50	167	2576/83.1
1986-87	28	813-1552	.524	72-173	.416	408-529	.771	868/31.0	408	389	60	152	2106/75.2
1987-88	28	767-1543	.497	69-164	.421	343-509	.674	928/33.1	412	494	57	191	1946/69.5
1988-89	33	923-1908	.483	155-370	.419	437-610	.716	1099/33.3	539	487	46	255	2438/73.9
1989-90	34	967-1884	.513	160-371	.431	498-724	.688	1297/38.2	576	532	82	171	2592/76.2
1990-91	30	818-1693	.483	127-330	.385	377-542	.696	1061/35.4	455	404	74	143	2140/71.3
1991-92	30	857-1675	.512	124-332	.374	381-551	.692	1046/34.9	534	490	75	189	2219/74.0
1992-93	28	806-1591	.507	116-311	.373	351-546	.643	1096/39.1	476	427	76	131	2079/74.3
1993-94	32	944-1875	.504	159-420	.379	379-567	.668	1176/36.8	514	508	88	213	2426/75.8
1994-95	28	829-1664	.498	158-387	.408	378-562	.673	1074/38.4	462	393	46	180	2194/78.4
1995-96	32	732-1710	.428	120-373	.322	402-603	.667	1204/37.6	402	517	73	156	1986/62.1
1996-97	29	753-1666	.452	140-437	.320	379-577	.657	1092/37.7	398	465	70	168	2025/69.8
1997-98	30	799-1779	.449	176-493	.357	428-639	.670	1197/39.9	446	461	117	229	2202/73.4
1998-99	38	1020-2156	.473	171-506	.338	515-703	.733	1383/36.4	575	538	100	298	2726/71.7
1999-00	39	1018-2148	.474	253-669	.378	600-816	.735	1521/39.0	602	569	105	256	2889/74.1
2000-01	33	957-1957	.489	146-453	.322	493-686	.719	1404/42.5	579	451	133	210	2553/77.4
2001-02	32	764-1654	.462	180-458	.393	442-573	.771	1163/37.5	438	461	93	155	2150/69.4
2002-03	35	812-1795	.452	179-477	.375	564-767	.735	1226/35.0	474	502	122	217	2367/67.6
2003-04	30	748-1519	.492	190-474	.401	452-586	.771	910/30.3	441	438	54	218	2138/71.3
2004-05	33	914-1875	.487	219-615	.356	543-699	.777	1198/36.3	565	451	87	258	2590/78.5
2005-06	34	896-1879	.477	204-540	.378	524-681	.769	1212/35.6	567	478	101	214	2520/74.1
2006-07	35	806-1718	.469	182-486	.374	482-671	.718	1217/34.8	560	521	162	180	2276/65.0
2007-08	36	949-1976	.480	179-483	.371	487-661	.737	1330/36.9	631	490	152	208	2564/71.2
2008-09	38	962-2135	.451	201-567	.354	612-877	.698	1482/39.0	611	532	107	248	2737/72.0
2009-10	37	974-2068	.471	187-543	.344	523-764	.685	1426/38.5	606	514	123	242	2658/71.8
2010-11	34	817-1894	.431	220-620	.355	484-691	.700	1256/36.9	509	454	167	219	2338/68.8

YEAR-BY-YEAR OPPONENT STATISTICS

Year	GP	FG-FGA	FG%	3FG-FGA	3FG%	FT-FTA	FTA%	Reb./Avg.	Ast.	TO	Blks	Stl.	Pts./Avg.
1948-49	21	390	---	---	---	265-445	.596	---	---	---	---	---	1045/49.8
1949-50	22	565-1732	.326	---	---	329-559	.558	---	---	---	---	---	1459/66.3
1950-51	21	321-1034	.312	---	---	365-597	.612	---	---	---	---	---	1007/48.1
1951-52	22	418-1344	.311	---	---	377-581	.647	---	---	---	---	---	1213/56.0
1952-53	22	477-1298	.344	---	---	251-448	.642	619/28.1	---	---	---	---	1343/61.1
1953-54	22	481-1275	.372	---	---	267-498	.651	---	---	---	---	---	1460/66.3
1954-55	22	604-1659	.364	---	---	246-468	.655	---	---	---	---	---	1676/76.0
1955-56	22	618-1624	.380	---	---	464-693	.699	874/39.7	---	---	---	---	1700/77.2
1956-57	26	658-1776	.370	---	---	507-711	.711	991/38.1	---	---	---	---	1823/70.1
1957-58	22	570-1628	.343	---	---	315-481	.654	847/38.5	---	---	---	---	1455/66.1
1958-59	23	654-1724	.379	---	---	337-517	.651	1089/47.3	---	---	---	---	1645/71.5
1959-60	21	665-1589	.418	---	---	294-445	.660	990/47.1	---	---	---	---	1624/77.3
1960-61	24	766-1782	.424	---	---	422-630	.669	1323/55.1	---	---	---	---	1954/81.4
1961-62	22	629-1544	.407	---	---	417-607	.685	1162/52.8	---	---	---	---	1675/76.1
1962-63	20	639-1557	.418	---	---	390-544	.716	1071/53.5	---	---	---	---	1668/83.4
1963-64	24	850-1991	.421	---	---	455-678	.671	1337/55.7	---	---	---	---	2156/89.8
1964-65	23	882-1886	.467	---	---	406-580	.700	1145/49.7	---	---	---	---	2170/94.3
1965-66	22	585-1396	.420	---	---	404-569	.710	979/44.5	---	---	---	---	1575/71.5
1966-67	23	571-1396	.409	---	---	442-627	.704	1075/46.7	---	---	---	---	1584/68.8
1967-68	24	627-1472	.425	---	---	474-676	.701	1109/46.2	---	---	---	---	1728/72.0
1968-69	23	643-1464	.438	---	---	385-539	.714	1046/45.4	---	---	---	---	1671/72.6
1969-70	24	827-1650	.501	---	---	430-605	.710	1116/46.5	---	---	---	---	2084/86.8
1970-71	24	768-1721	.446	---	---	390-569	.685	1108/46.1	---	---	---	---	1926/80.2
1971-72	24	779-1704	.457	---	---	366-503	.727	1129/47.0	---	---	---	---	1924/80.2
1972-73	24	831-1823	.472	---	---	236-354	.666	1058/44.1	---	---	---	---	1956/81.5
1973-74	24	798-1724	.463	---	---	278-398	.698	1011/42.1	---	---	---	---	1874/78.1
1974-75	26	859-1867	.460	---	---	322-580	.671	1100/42.3	---	---	---	---	2040/78.5
1975-76	27	836-1750	.478	---	---	392-556	.705	1057/39.1	396	---	---	---	2064/76.4
1976-77	27	746-1688	.442	---	---	475-663	.716	1033/38.2	365	---	---	---	1967/72.8
1977-78	30	795-1758	.452	---	---	383-577	.664	1010/33.8	325	---	---	---	1973/65.8
1978-79	32	830-1912	.434	---	---	343-510	.673	1116/34.9	430	---	---	---	2003/62.6
1979-80	27	694-1498	.463	---	---	463-662	.699	974/36.1	373	---	71	161	1851/68.6
1980-81	27	717-1479	.485	---	---	448-612	.732	849/31.4	382	---	60	149	1882/69.7
1981-82	28	608-1358	.448	---	---	460-645	.713	842/30.1	326	---	74	142	1676/59.9
1982-83	30	763-1671	.457	30-73	.411	453-631	.718	907/30.2	421	---	72	192	2009/67.0
1983-84	28	684-1458	.469	---	---	474-686	.691	837/29.9	365	---	51	163	1842/65.8
1984-85	29	756-1705	.443	---	---	409-572	.715	862/29.7	406	344	59	181	1921/66.2
1985-86	31	915-1972	.464	---	---	380-511	.744	946/30.5	494	383	58	151	2210/71.3
1986-87	28	820-1662	.493	116-296	.392	399-535	.746	845/30.2	436	309	57	178	2155/77.0
1987-88	28	744-1544	.482	106-233	.455	470-663	.709	822/29.4	428	387	57	243	2064/73.7
1988-89	33	911-1867	.488	179-456	.393	407-597	.682	1013/30.7	488	481	57	203	1412/73.1
1989-90	34	858-2013	.426	184-515	.357	428-650	.659	1013/29.8	420	403	102	211	2328/68.5
1990-91	30	754-1721	.438	158-418	.378	401-593	.676	955/31.8	355	359	77	151	2067/68.9
1991-92	30	785-1791	.438	142-429	.331	358-517	.693	934/31.1	358	411	91	191	2070/69.0
1992-93	28	705-1748	.403	140-437	.320	358-537	.667	914/32.6	343	315	79	190	1903/63.1
1993-94	32	819-1938	.423	193-596	.324	436-608	.717	1011/31.6	409	426	101	238	2267/70.8
1994-95	28	720-1660	.434	177-520	.340	309-487	.635	887/31.7	362	406	76	155	1926/68.8
1995-96	32	746-1748	.427	186-579	.321	375-597	.628	978/30.6	379	407	101	233	2053/64.2
1996-97	29	679-1572	.432	129-420	.307	418-646	.647	920/31.7	350	419	72	192	1905/65.7
1997-98	30	669-1637	.409	142-471	.302	440-635	.693	931/31.0	339	464	94	210	1920/64.0
1998-99	38	800-1880	.426	172-539	.319	490-707	.693	1031/27.1	412	587	107	240	2262/59.5
1999-00	39	805-2045	.394	208-690	.301	481-704	.683	1063/27.3	432	536	99	219	2229/58.9
2000-01	33	716-1823	.393	204-620	.329	403-572	.705	895/27.1	421	433	92	194	2039/61.8
2001-02	32	684-1730	.395	205-689	.298	405-561	.722	919/29.6	390	345	105	223	1978/63.8
2002-03	35	712-1768	.452	197-594	.332	552-728	.717	1034/29.5	388	489	119	225	2143/62.2
2003-04	30	689-1510	.456	179-511	.350	468-678	.690	860/28.7	355	423	84	212	2025/67.5
2004-05	33	752-1755	.428	209-589	.355	446-666	.670	973/29.5	404	506	78	227	2159/65.4
2005-06	34	828-1904	.435	233-647	.360	445-633	.703	1036/30.5	469	449	102	212	2343/68.6
2006-07	35	671-1756	.384	211-647	.321	448-661	.678	972/27.8	388	442	119	220	2001/57.2
2007-08	36	793-1973	.402	228-734	.311	439-655	.670	1087/30.2	445	440	147	214	2253/62.6
2008-09	38	839-2018	.416	229-720	.318	513-737	.696	1128/29.7	440	515	131	229	2420/63.7
2009-10	37	829-2043	.406	248-755	.328	455-642	.709	1109/30.0	462	459	94	243	2361/63.8
2010-11	34	787-1861	.423	215-591	.364	474-716	.662	1119/32.9	404	411	112	217	2263/66.6

COACHES
2011-12 SPARTANS
2010-11 REVIEW
HISTORY
RECORDS
POSTSEASON
MEDIA INFO



YEARLY ATTENDANCE

Year	Home Total	Games	Avg.	National Rank	Year	Home Total	Games	Avg.	National Rank
1945-46	50,122	10	5,102		1978-79	120,048	12	10,004	
1946-47	81,821	12	6,818		1979-80	109,440	11	9,949	
1947-48	88,750	10	8,875		1980-81	115,811	13	8,909	
1948-49	82,323	13	6,332		1981-82	132,310	14	9,461	
1949-50	71,416	13	5,493		1982-83	134,371	16	8,398	
1950-51	79,779	13	6,648		1983-84	136,056	14	9,718	
1951-52	79,867	12	6,655		1984-85	115,092	13	8,853	
1952-53	71,624	12	5,968		1985-86	123,637	16	7,727	
1953-54	71,833	11	6,530		1986-87	124,805	13	9,600	
1954-55	80,063	11	7,278		1987-88	122,052	15	8,137	
1955-56	74,277	10	7,427		1988-89	143,554	15	9,570	
1956-57	81,313	10	8,131		1989-90	237,720	16	14,858	14th
1957-58	101,932	10	10,193		1990-91	209,066	14	14,933	12th
1958-59	103,504	11	9,409		1991-92	217,957	15	14,530	15th
1959-60	86,051	9	9,561		1992-93	207,423	14	14,816	14th
1960-61	65,450	9	7,272		1993-94	205,264	15	13,684	17th
1961-62	84,569	11	7,688		1994-95	221,127	15	14,742	14th
1962-63	68,800	9	7,644		1995-96	199,659	15	13,311	20th
1963-64	95,780	11	8,707		1996-97	222,858	17	13,109	23rd
1964-65	64,475	10	6,447		1997-98	208,694	15	13,913	15th
1965-66	97,557	11	8,868		1998-99	204,272	14	14,591	14th
1966-67	97,450	11	8,859		1999-2000	205,226	14	14,659	14th
1967-68	73,501	11	6,681		2000-01	236,144	16	14,759	15th
1968-69	81,380	10	8,138		2001-02	250,903	17	14,759	14th
1969-70	94,097	10	9,409		2002-03	236,144	16	14,759	15th
1970-71	70,840	11	6,440		2003-04	206,626	14	14,759	14th
1971-72	75,954	10	7,596		2004-05	221,385	15	14,759	10th
1972-73	73,733	10	7,373		2005-06	206,626	14	14,759	14th
1973-74	84,859	12	7,071		2006-07	280,421	19	14,759	15th
1974-75	67,252	12	5,604		2007-08	250,903	17	14,759	17th
1975-76	63,158	12	5,263		2008-09	206,626	14	14,759	15th
1976-77	70,912	12	5,065		2009-10	250,903	17	14,759	13th
1977-78	128,518	13	9,886		2010-11	221,955	15	14,797	15th

Home games played at the Breslin Center since 1989-90



Jenison Field House was the home of Spartan basketball from 1940-89.



Since the Breslin Center opened for the 1989-90 season, MSU has ranked in the top 25 nationally in home attendance.

ALL-TIME COACHING RECORDS


All-Time Assistant Coaches

(INCLUDING VARSITY ASSISTANTS, FRESHMAN HEAD COACHES AND JUNIOR VARSITY HEAD COACHES SINCE 1944)


Alton Kircher - 1944-49
 J. Robert Stewart - 1949-50
 Chet Aubuchon - 1949-50
 John Benington - 1950-56
 Robert L. Stevens - 1954-59
 Clarence (Sonny) Means - 1956-59; '65-66
 Bruce Fossum - 1959-65
 Tom Rand - 1959-61; '62-63
 Lance Olson - 1961-62
 Dan Peterson - 1963-65
 Robert Nordmann - 1965-74
 Gus Ganakas - 1966-69
 Matthew Aitch - 1969-73
 Dick Versace - 1974-76
 Pat Miller - 1974-76
 Vernon Payne - 1974-77
 Don Monson - 1976-78
 Robert McGriff - 1977-78
 William Berry - 1977-79
 Fred Paulsen - 1978-80
 Dave Harshman - 1978-81
 Edgar Wilson - 1979-83
 John Holms - 1980-81
 William Norton - 1981-83
 Frank Rourke - 1981-83
 Mike Deane - 1982-86
 Tom Izzo - 1983-95
 Silas Taylor - 1983-84
 Herb Williams - 1984-90
 Derek Perry - 1984-85
 Jim Boylan - 1986-89
 Jim Boylen - 1989-92; 2005-07
 Stan Joplin - 1990-96
 Brian Gregory - 1992-96; 1999-2003
 Tom Crean - 1995-99
 Stan Heath - 1996-2001
 Mike Garland - 1996-2003; 2007-11
 Mark Montgomery - 2001-11
 Dwayne Stephens - 2003-11
 Doug Wojcik - 2003-05

MSU HEAD COACHES

Coach	Games	W-L	Pct.
No Established Coach (1899)	2	0-2	.000
Charles O. Bemies (1900-1901)	7	5-2	.714
George E. Denman (1902-1903)	11	11-0	1.000
Chester L. Brewer (1904-1910)	95	70-25	.736
John F. Macklin (1911-1916)	86	48-38	.558
George M. Gauthier (1917-1920)	79	41-38	.519
Lyman L. Frimodig (1921-1922)	52	30-22	.577
Fred M. Walker (1922-1924)	39	20-19	.513
John H. Kobs (1924-1926)	37	11-26	.297
Benjamin F. VanAlstyne (1926-1949)	394	231-163	.586
Alton S. Kircher (1949-1950)	22	4-18	.182
Peter F. Newell (1950-1954)	87	45-42	.517
Forrest A. Anderson (1954-1965)	249	125-124	.502
John E. Benington (1965-1969)	92	54-38	.587
Gus Ganakas (1969-1976)	173	89-84	.514
Jud Heathcote (1976-1995)	560	340-220	.607
Tom Izzo (1995-SA)	544	383-161	.704
All-Time (1899-2010)	2,529	1,507-1,022	.596



Clockwise from above:
 Gus Ganakas, Pete Newell, Jud Heathcote, Forrest Anderson



COACHES
 2011-12 SPARTANS
 2010-11 REVIEW
 HISTORY
 RECORDS
 POSTSEASON
 MEDIA INFO



YEAR-BY-YEAR RESULTS

Note: Home games in bold
 Note 2: (#/#) indicates AP ranking of MSU and opponent

1899

(0-2 Overall) - No Coach

Date.....	Opponent.....	MSU-Opp.....	W/L
2/27/99.....	Olivet.....	6-7.....	L
3/13/99.....	Olivet.....	6-15.....	L



CHARLES BEMIES

1900-01
 5-2 (.714)

The first established coach for Michigan Agricultural College, Charles Bemies was the first athletic director in school history while also coaching the football, baseball and track teams. Born in Northfield, Vt., on March 19, 1867, Bemies was an ordained Presbyterian minister when he came to East Lansing. Bemies led the Spartans for two seasons with an overall record of 5-2.

1900

(2-2 Overall)

Date.....	Opponent.....	MSU-Opp.....	W/L
1/20/00.....	Olivet.....	5-6.....	L
2/3/00.....	Olivet.....	6-8.....	L
3/3/00.....	Eastern Michigan.....	25-8.....	W
3/10/00.....	Governor's Guard.....	25-7.....	W

1901

(3-0 Overall)

Date.....	Opponent.....	MSU-Opp.....	W/L
2/16/01.....	Olivet.....	18-10.....	W
3/2/01.....	Eastern Michigan.....	21-6.....	W
3/16/01.....	Eastern Michigan.....	12-7.....	W



GEORGE DENMAN

1902-03
 11-0 (1.000)

MAC's second basketball coach was George Denman. Denman's coaching career holds a unique distinction - he is the only basketball coach to go undefeated during his tenure, posting an 11-0 mark during his two seasons. His team still holds the record for largest margin of victory with a 102-3 defeat of Alma College in 1902. He was also the head football coach for two seasons.

1902

(5-0 Overall)

Date.....	Opponent.....	MSU-Opp.....	W/L
2/1/02.....	Alma.....	102-3.....	W
2/15/02.....	Governor's Guard.....	19-0.....	W
3/1/02.....	Hillsdale.....	58-20.....	W
3/9/02.....	Alma.....	29-3.....	W
3/15/02.....	Hillsdale.....	36-17.....	W

1903

(6-0 Overall)

Date.....	Opponent.....	MSU-Opp.....	W/L
1/26/03.....	Detroit YMCA.....	43-8.....	W
1/29/03.....	Hillsdale.....	49-2.....	W
2/13/03.....	Eastern Michigan.....	23-7.....	W
2/18/03.....	Governor's Guard.....	19-7.....	W
3/7/03.....	Eastern Michigan.....	49-5.....	W
3/14/03.....	Grand Rapids YMCA.....	42-7.....	W



CHESTER BREWER

1904-10
 70-25 (.736)

This Owosso, Mich., native was Michigan Agricultural College's first full-time athletic director and one of the Spartans' most successful coaches, leading the football, basketball and baseball squads to winning records. He holds the highest winning percentage of any Spartan basketball coach with at least four seasons at .736 (70-25). His team also defeated the University of Michigan in the schools' first meeting in 1909. The Chester L. Brewer award presented to an outstanding senior student-athlete continues to represent the Brewer legacy. Brewer passed away in 1953 at the age of 77.

1904

(5-3 Overall)

Date.....	Opponent.....	MSU-Opp.....	W/L
1/9/04.....	Chicago West. YMCA.....	13-44.....	L
1/23/04.....	Alma.....	52-7.....	W
2/6/04.....	Eastern Michigan.....	22-2.....	W
2/12/04.....	Grand Rapids YMCA.....	14-13.....	W
2/27/04.....	Alma.....	14-22.....	L
3/5/04.....	Eastern Michigan.....	62-10.....	W
3/12/04.....	Grand Rapids YMCA.....	41-10.....	W
3/25/04.....	Detroit A.C.....	8-33.....	L

1905

(5-3 Overall)

Date.....	Opponent.....	MSU-Opp.....	W/L
1/14/05.....	Saginaw YMCA.....	62-12.....	W
1/21/05.....	Bay City YMCA.....	47-20.....	W
1/28/05.....	Grand Rapids YMCA.....	22-38.....	L
1/31/05.....	Hope.....	30-44.....	L
2/4/05.....	Jackson YMCA.....	47-12.....	W
2/10/05.....	Detroit A.C.....	30-39.....	W
2/25/05.....	Battle Creek YMCA.....	94-4.....	W
3/3/05.....	Bay City YMCA.....	30-14.....	W

1906

(11-2 Overall)

Date.....	Opponent.....	MSU-Opp.....	W/L
1/18/06.....	Adrian.....	43-18.....	W
1/26/06.....	Owosso YMCA.....	76-12.....	W
2/2/06.....	Mich. Deaf School.....	47-16.....	W
2/3/06.....	Central Michigan.....	37-12.....	W
2/10/06.....	Grand Rapids YMCA.....	25-20.....	W
2/12/06.....	Ann Arbor YMCA.....	20-21.....	L
2/16/06.....	Central Michigan.....	21-18.....	W
2/23/06.....	Albion.....	44-11.....	W

2/24/06.....	Ann Arbor YMCA.....	25-29.....	L
3/2/06.....	Olivet.....	46-10.....	W
3/3/06.....	Albion.....	59-8.....	W
3/10/06.....	Adrian.....	21-20.....	W
3/16/06.....	Alma.....	52-8.....	W

1907

(14-2 Overall)

Date.....	Opponent.....	MSU-Opp.....	W/L
1/5/07.....	Hope.....	50-30.....	W
1/12/07.....	Armour Institute.....	51-24.....	W
1/18/07.....	Saginaw H.S.....	35-17.....	W
1/19/07.....	Saginaw Bank Clerks.....	29-19.....	W
1/25/07.....	Jackson YMCA.....	43-30.....	W
1/26/07.....	Central Michigan.....	42-18.....	W
1/28/07.....	Detroit YMCA.....	14-31.....	L
1/29/07.....	Eastern Michigan.....	50-25.....	W
2/2/07.....	Olivet.....	41-24.....	W
2/7/07.....	Adrian.....	54-24.....	W
2/16/07.....	Hope.....	33-23.....	W
2/19/07.....	Detroit YMCA.....	17-23.....	L
2/20/07.....	Adrian.....	41-20.....	W
2/22/07.....	Olivet.....	38-24.....	W
3/1/07.....	Central Michigan.....	33-22.....	W
3/2/07.....	Eastern Michigan.....	72-13.....	W

1908

(15-5 Overall)

Date.....	Opponent.....	MSU-Opp.....	W/L
1/4/08.....	Central Michigan.....	46-8.....	W
1/8/08.....	Oberlin.....	46-21.....	W
1/11/08.....	Saginaw H.S.....	67-23.....	W
1/17/08.....	Adrian.....	30-14.....	W
1/20/08.....	Detroit YMCA.....	20-33.....	L
1/25/08.....	Grand Rapids YMCA.....	74-16.....	W
1/31/08.....	Notre Dame.....	33-20.....	W
2/1/08.....	Notre Dame.....	16-23.....	L
2/5/08.....	Central Michigan.....	41-23.....	W
2/7/08.....	Jackson YMCA.....	42-29.....	W
2/8/08.....	Midland YMCA.....	40-8.....	W
2/14/08.....	Detroit YMCA.....	27-29.....	L
2/17/08.....	Haskell Indians.....	33-18.....	W
2/21/08.....	Jackson YMCA.....	37-35.....	W
2/22/08.....	Adrian.....	42-31.....	W
2/24/08.....	Battle Creek YMCA.....	28-14.....	W
2/25/08.....	Notre Dame *.....	20-39.....	L
2/26/08.....	DePaul.....	26-17.....	W
2/27/08.....	Armour Institute.....	26-29.....	L
2/28/08.....	South Haven Indep.....	31-18.....	W

* 1st MAC basketball game played out of state

1909

(10-5 Overall)

Date.....	Opponent.....	MSU-Opp.....	W/L
1/9/09.....	Michigan *.....	24-16.....	W
1/13/09.....	DePaul.....	76-7.....	W
1/18/09.....	Detroit Burroughs.....	24-15.....	W
1/22/09.....	Wabash.....	24-39.....	L
1/23/09.....	Notre Dame.....	10-26.....	L
1/25/09.....	Adrian.....	53-13.....	W
2/8/09.....	Notre Dame.....	18-22.....	W
2/11/09.....	Detroit YMCA.....	18-25.....	L
2/18/09.....	Battle Creek YMCA.....	32-25.....	W
2/20/09.....	Michigan.....	45-23.....	W
2/21/09.....	Armour Institute.....	53-7.....	W
2/22/09.....	Detroit Burroughs.....	20-19.....	W
3/2/09.....	Rochester (NY) YMCA.....	30-18.....	W
3/3/09.....	Rochester (NY) YMCA.....	24-36.....	L
3/11/09.....	Detroit YMCA.....	33-28.....	W

* 1st basketball game with University of Michigan

YEAR-BY-YEAR RESULTS

1910

(10-5 Overall)

Date	Opponent	MSU-Opp	W/L
1/7/10	Jackson YMCA	51-18	W
1/14/10	Detroit Spaldings	20-18	W
1/25/10	Jackson YMCA	27-18	W
1/26/10	Purdue	9-35	L
1/27/10	Rose Poly.	28-31	L
1/28/10	Wabash	21-23	L
1/29/10	Notre Dame	28-21	W
2/7/10	Bay City YMCA	84-12	W
2/11/10	Armour Institute	26-11	W
2/12/10	Lake Forest	14-13	W
2/19/10	Notre Dame	43-23	W
3/3/10	Hope	40-21	W
3/5/10	Ohio State	13-31	L
3/7/10	Detroit YMCA	27-24	W
3/11/10	Hope	30-38	L



**JOHN
MACKLIN**

1911-16
48-38 (.558)

John Macklin continued the winning tradition, compiling a 48-38 career record over six seasons as head coach for the Aggies. Macklin was an outstanding athlete at the University of Pennsylvania before coming to MAC to coach basketball and football. He was very successful at football, posting a 29-5 record as the head coach. Macklin passed away in 1949 at the age of 65.

1911

(5-9 Overall)

Date	Opponent	MSU-Opp	W/L
1/9/11	Detroit Spaldings	9-21	L
1/13/11	Wabash	15-25	L
1/14/11	Rose Poly.	20-26	L
1/18/11	Detroit Spaldings	25-18	W
1/20/11	Alma	51-24	W
1/21/11	Armour Institute	51-11	W
1/30/11	Detroit YMCA	11-22	L
2/3/11	Armour Institute	21-36	L
2/4/11	Lake Forest	26-28	L
2/10/11	Detroit A.C.	12-54	L
2/11/11	Ohio State	12-42	L
2/17/11	Hope	24-48	L
2/24/11	Alma	23-21	W
3/3/11	Hope	36-24	W

1912

(12-3 Overall)

Date	Opponent	MSU-Opp	W/L
1/6/12	Central Michigan	72-10	W
1/12/12	Armour Institute	39-30	W
1/13/12	Northwestern College	19-25	L
1/16/12	Alma	53-14	W
1/18/12	Winona	37-21	W
1/19/12	Wabash	26-32	L
1/20/12	Rose Poly.	33-31	W
1/23/12	Hope	40-41	L
1/27/12	Armour Institute	51-18	W
2/2/12	Albion	60-23	W

2/10/12	Winona College	67-4	W
2/16/12	Alma	37-15	W
2/21/12	Hope	55-23	W
2/24/12	Detroit YMCA	42-26	W
3/4/12	Detroit YMCA	20-17	W

1913

(8-5 Overall)

Date	Opponent	MSU-Opp	W/L
1/11/13	Winona	75-14	W
1/21/13	Detroit Rayls	37-12	W
1/27/13	Alma	48-24	W
1/29/13	Hope	33-26	W
2/6/13	Northwestern College	21-23	L
2/11/13	Detroit YMCA	22-23	L
2/13/13	Notre Dame	40-7	W
2/21/13	Hope	58-25	W
2/26/13	St. John's (Toledo)	39-24	W
2/27/13	Buchtel	30-35	L
2/28/13	Denison	18-44	L
3/1/13	St. Mary's (Dayton)	26-28	L
3/8/13	Detroit YMCA	39-9	W

1914

(8-4 Overall)

Date	Opponent	MSU-Opp	W/L
1/16/14	Toledo Buckeyes	40-24	W
1/22/14	Lake Forest	30-24	W
1/23/14	Northwestern College	24-44	L
1/24/14	Notre Dame	18-27	L
1/30/14	Detroit Burroughs	29-22	W
2/4/14	Notre Dame	45-22	W
2/14/14	Detroit YMCA	27-29	L
2/19/14	West Virginia Wesleyan	38-21	W
2/25/14	St. John's (Toledo)	50-17	W
2/26/14	Toledo Buckeyes	26-25	W
2/27/14	Akron	45-30	W
3/13/14	Detroit YMCA	22-27	L

1915

(7-9 Overall)

Date	Opponent	MSU-Opp	W/L
1/9/15	Toledo Buckeyes	23-33	L
1/13/15	Hope	56-20	W
1/15/15	Illinois A.C. (Chicago)	21-22	L
1/22/15	Detroit YMCA	23-14	W
1/23/15	Defiance	54-12	W
1/28/15	Toledo Buckeyes	27-31	L
1/29/15	Ohio Northern	45-16	W
1/30/15	Defiance	30-19	W
2/2/15	Notre Dame	14-13	W
2/6/15	Northwestern College	17-28	L
2/11/15	Northwestern College	22-41	L
2/12/15	Mercury A.C. (Chicago)	20-25	L
2/13/15	Notre Dame	19-24	L
2/18/15	West Virginia Wesleyan	31-43	L
2/24/15	Hope	46-28	W
3/2/15	Detroit YMCA	9-21	L

1916

(8-8 Overall)

Date	Opponent	MSU-Opp	W/L
1/12/16	Western Michigan	51-21	W
1/14/16	Hope	14-20	L
1/15/16	St. Mary's (Mich.)	29-19	W
1/19/16	Notre Dame	18-19	L
1/20/16	Northwestern College	17-29	L
1/22/16	Illinois A.C. (Chicago)	18-50	L
1/29/16	Kalamazoo	34-27	W
2/16/16	Notre Dame	23-24	L

2/4/16	Hope	21-18	W
2/9/16	Muskingum	39-21	W
2/12/16	Detroit YMCA	27-23	W
2/17/16	Tri-State	30-13	W
2/19/16	Toledo Buckeyes	23-32	L
2/24/16	Toledo Buckeyes	28-22	W
3/3/16	Northwestern College	21-28	L
3/7/16	Detroit YMCA	14-35	L



**GEORGE
GAUTHIER**

1917-20
41-38 (.519)

George Gauthier was the first alumnus to lead a Michigan State basketball squad. Gauthier played four years (1910-14) for the Aggies' basketball squad and was the team captain his senior year. He also was the starting quarterback for MAC's football team, leading them to 17 straight victories. Gauthier accepted the assistant athletic director position the year after he graduated which led to his duties as the head basketball coach, where he compiled a career record of 41-38 over four seasons. He also served as head football coach for one season. After 29 games in the 1919-20 season, Gauthier left MAC to serve as recreation director in Bay City, Mich. Gauthier would later go on to Ohio Wesleyan where he served as athletic director and head football coach for 34 years before retiring in 1955. He passed away in 1964 at the age of 74.

1917

(11-5 Overall)

Date	Opponent	MSU-Opp	W/L
1/12/17	West Virginia Wesleyan	41-22	W
1/19/17	Hope	34-20	W
1/20/17	Alma	47-7	W
1/26/17	Illinois A.C.	39-27	W
1/27/17	Notre Dame	31-25	W
2/1/17	Buffalo	36-17	W
2/3/17	Detroit YMCA	33-26	W
2/8/17	Ohio Northern	53-9	W
2/10/17	Wabash	20-19	W
2/15/17	Illinois A.C.	23-43	L
2/16/17	Northwestern College	16-26	L
2/17/17	Notre Dame	19-33	L
2/23/17	Hope	13-18	L
3/2/17	Northwestern College	28-14	W
3/8/17	Marietta	30-20	W
3/10/17	Detroit YMCA	15-30	L

1917-18

(6-10 Overall)

Date	Opponent	MSU-Opp	W/L
12/28/17	Detroit YMCA	13-31	L
12/29/17	Detroit	22-32	L
1/5/18	Grand Rapids YMCA	21-22	L
1/9/18	Ft. Custer Officers	16-27	L
1/11/18	Michigan	13-17	L
1/18/18	Hope	23-33	L
1/19/18	Ft. Custer Officers	24-20	W



YEAR-BY-YEAR RESULTS

1/25/18...	St. John's (Toledo)	27-19	W
1/26/18	Detroit YMCA	20-34	L
2/1/18	Notre Dame	27-12	W
2/7/18	Notre Dame	23-25	L
2/8/18	Northwestern Univ.	16-19	L
2/15/18	Hope	35-10	W
2/23/18	Oberlin	35-20	W
3/2/18	Michigan	25-33	L
3/9/18	Detroit YMCA	23-16	W

1919

(9-9 Overall)

Date	Opponent	MSU-Opp	W/L
1/3/19	Holland YMCA	15-21	L
1/4/19	Grand Rapids YMCA	19-17	W
1/8/19	Western Michigan	19-18	W
1/10/19	Detroit Rayls	16-37	L
1/11/19	Oberlin	14-24	L
1/15/19	Kalamazoo	42-20	W
1/17/19	Western Michigan	28-23	W
1/24/19	Ft. Custer Officers	31-13	W
1/30/19	Wabash	19-28	L
1/31/19	DePauw	18-17	W
2/1/19	Notre Dame	32-28	W
2/7/19	Wabash	37-26	W
2/8/19	Hope	18-21	L
2/12/19	DePauw	12-21	L
2/15/19	Michigan	17-19	L
2/22/19	Notre Dame	16-17	L
2/28/19	Michigan	33-24	W
3/1/19	Hope	20-26	L

1919-20

(21-15 Overall)

Date	Opponent	MSU-Opp	W/L
12/19/19	Detroit A.C.	11-23	L
12/19/19	Ft. Custer Officers	53-3	W
12/20/19	DeVilbiss College	25-37	L
12/20/19	Muskegon YMCA	21-26	L
12/26/19	AC Spark Plug (Flint)	29-28	W
12/27/19	Holland YMCA	20-18	W
12/31/19	Chicago	25-32	L
1/2/20	Oberlin	36-8	W
1/3/20	Detroit	29-30	L
1/7/20	Central Michigan	29-15	W
1/9/20	Hope	16-21	L
1/10/20	Kalamazoo	39-21	W
1/16/20	Indiana	19-20	L
1/21/20	Kalamazoo	34-15	W
1/24/20	Notre Dame	23-20	W
1/28/20	Chicago YMCA College	33-20	W
1/30/20	Michigan	23-13	W
2/6/20	Wabash	29-27	W
2/9/20	Notre Dame	23-30	L
2/11/20	Creighton	21-22	L
2/12/20	Creighton	18-15	W
2/13/20	Nebraska	28-43	L
2/14/20	Nebraska	20-29	L
2/18/20	DePauw	21-33	L
2/23/20	DePauw	18-31	L
2/24/20	Wabash	16-24	L
2/28/20	Michigan	34-27	W
3/1/20	Creighton	31-24	W
3/6/20	Hope	34-23	W
3/20/20	Alpena Independent	22-11	W
3/21/20	Alger Co. Club	17-14	W
3/23/20	Northern Michigan	43-13	W
3/24/20	Ishpeming Amer. Leg.	24-37	L

3/25/20...	Gwynn Club	66-12	W
3/26/20...	Lake Linden Amer. Leg.	60-24	W
3/27/20...	Mich. College of Mines	28-26	W

(Note: George Gauthier left after 29 games, posting a 15-14 record. Lyman Frimodig coached the final seven games of the season, going 6-1.)



LYMAN FRIMODIG

1921-22
30-22 (.577)

Lyman Frimodig was a successful athlete for the Aggies, earning a total of 10 varsity letters as a football, basketball and baseball star, becoming the only person in school history to earn 10 letters. A freshman coach under George Gauthier, Frimodig took over during the 1920 season when Gauthier left for another job. Frimodig arranged a seven-game trip to the Northern Peninsula, winning six games. He would also serve as head coach for the next two seasons. He remained active in the athletic department after his stint as basketball coach, serving Michigan State for 41 years as assistant athletic director and business manager. He was also known as the unofficial historian of Michigan State athletics, co-authoring *Spartan Saga: A History of Michigan State Athletics*. Frimodig died in 1972 at the age of 80.

1921

(13-8 Overall)

Date	Opponent	MSU-Opp	W/L
1/8/21	Central Michigan	26-21	W
1/11/21	Kalamazoo	30-18	W
1/14/21	Hope	31-17	W
1/15/21	Western Michigan	22-16	W
1/18/21	Mount Union	40-26	W
1/21/21	DePauw	19-39	L
1/22/21	Notre Dame	23-36	L
1/25/21	Western Michigan	29-19	W
1/27/21	St. John's (Toledo)	20-21	L
1/28/21	Mount Union	30-28	W
1/29/21	Oberlin	21-23	L
2/1/21	Notre Dame	37-25	W
2/5/21	Michigan	24-37	L
2/7/21	DePauw	23-26	L
2/14/21	Michigan Tech	26-18	W
2/19/21	Oberlin	29-37	L
2/22/21	Michigan	10-17	L
2/25/21	Hope	27-23	W
2/26/21	Grand Rapids J.C.	20-11	W
3/2/21	Bethany (WV)	41-18	W
3/3/21	Creighton	27-20	W

1921-22

(11-13 Overall)

Date	Opponent	MSU-Opp	W/L
12/10/21	Wisconsin	13-27	L
12/29/21	Carnegie Institute	38-17	W
1/2/22	Albion	33-13	W
1/3/22	Detroit School of Law	56-3	W
1/4/22	Alma	43-17	W

1/6/22	Michigan	26-27	L
1/10/22	Western Michigan	28-20	W
1/14/22	Eastern Michigan	28-22	W
1/19/22	Valparaiso	30-21	W
1/21/22	Kalamazoo	28-39	L
1/25/22	Central Michigan	27-21	W
1/28/22	Oberlin	25-26	L
1/29/22	Ohio Wesleyan	22-25	L
1/31/22	Notre Dame	22-31	L
2/3/22	Creighton	30-41	L
2/4/22	Creighton	21-25	L
2/6/22	Lombard	14-26	L
2/16/22	Notre Dame	30-24	W
2/17/22	Marquette	19-26	L
2/22/22	Michigan	17-19	L
2/24/22	Ohio Wesleyan	17-29	L
2/27/22	Creighton	28-34	L
3/3/22	Hope	29-28	W
3/4/22	Chicago YMCA College	25-21	W



FRED WALKER

1922-24
20-19 (.513)

Little is known about Fred Walker except that he continued the streak of basketball coaches with winning career records, compiling a two-year mark of 20-19.

1922-23

(10-9 Overall)

Date	Opponent	MSU-Opp	W/L
12/9/22	Notre Dame	15-40	L
12/15/22	Western Michigan	8-17	L
12/22/22	Valparaiso	17-21	L
12/30/22	Carnegie Institute	37-29	W
1/3/23	Michigan	11-33	L
1/6/23	St. Ignatius (Clev.)	18-27	L
1/11/23	Victoria	33-10	W
1/13/23	Eastern Michigan	19-17	W
1/20/23	Michigan	13-29	L
1/27/23	Central Michigan	28-13	W
1/30/23	Chicago YMCA College	23-19	W
2/3/23	Kalamazoo	22-24	L
2/9/23	Lake Forest	26-18	W
2/12/23	Armour Institute	27-22	W
2/17/23	Alma	27-21	W
2/21/23	St. Mary's	43-15	W
2/28/23	Notre Dame	22-21	W
3/2/23	St. Ignatius	17-38	L
3/3/23	Oberlin	16-23	L

1923-24

(10-10 Overall)

Date	Opponent	MSU-Opp	W/L
12/15/23	Adrian	25-12	W
12/18/23	St. Mary's	31-26	W
12/22/23	Chicago	17-21	L
12/28/23	Detroit Coll. of Law	25-14	W
1/3/24	Hope	22-7	W
1/5/24	Up. Canada Law Sch.	33-26	W
1/7/24	Carleton	12-27	L
1/11/24	Michigan	19-23	L
1/18/24	John Carroll	24-17	W
1/25/24	Notre Dame	18-35	L

YEAR-BY-YEAR RESULTS

1/28/24....	Western Michigan	14-29	L
1/29/24....	Central Michigan	21-20	W
2/1/24....	Lombard	12-13	L
2/6/24....	Michigan	20-31	L
2/12/24....	Western Michigan	16-25	L
2/23/24....	Detroit	31-17	W
2/26/24....	St. Viator	25-27	L
2/29/24....	Notre Dame	21-23	L
3/6/24....	Valparaiso	22-12	W
3/8/24....	Lake Forest	29-19	W



**JOHN
KOB**

**1924-26
11-26 (.297)**

John Kobs is well-known as a successful baseball coach for MSC, but he also coached the basketball and hockey squads during his 42-year tenure with the Spartans. The basketball coach for two seasons, he compiled a career record of 11-26. Before joining the Spartans, he was a star athlete at Hamline University where he earned an astounding 13 varsity letters in four sports: football, baseball, basketball and track. The MSU baseball stadium was named in his honor in 1969. He passed away in 1968 at the age of 69.

1924-25

(6-13 Overall)

Date.....	Opponent.....	MSU-Opp.....	W/L
12/10/24....	Adrian	42-16	W
12/13/24....	Michigan	10-26	L
12/20/24....	Chicago	29-15	W
12/22/24....	Northwestern	17-26	L
1/10/25....	St. Mary's	13-21	L
1/13/25....	St. Viator	18-23	L
1/16/25....	Notre Dame	14-37	L
1/23/25....	Western Michigan	20-21	L
1/30/25....	Earlham	24-23	W
1/31/25....	Franklin	14-36	L
2/3/25....	Hope	19-20	L
2/11/25....	Detroit	23-22	W
2/20/25....	Franklin	16-28	L
2/25/25....	Western Michigan	15-29	L
2/28/25....	Oberlin	29-27	W
3/3/25....	Notre Dame	10-42	L
3/6/25....	John Carroll	14-30	L
3/7/25....	Oberlin	16-25	L
3/14/25....	MAC Alumni	43-19	W

1925-26

(5-13 Overall)

Date.....	Opponent.....	MSU-Opp.....	W/L
12/8/25....	Olivet	36-13	W
12/12/25....	Adrian	30-14	W
12/19/25....	Chicago	28-21	W
12/21/25....	Northwestern	13-42	L
1/1/26....	Mercer (Ga.)	33-37	L
1/9/26....	St. Viator	30-27	W
1/16/26....	Michigan	15-38	L
1/22/26....	Notre Dame	14-33	L
1/26/26....	Detroit	10-16	L
1/30/26....	Eastern Michigan	23-35	L
2/2/26....	Detroit	22-29	L
2/6/26....	Western Michigan	25-30	L

2/11/26....	Marquette	25-29	L
2/13/26....	Earlham	21-26	L
2/16/26....	Notre Dame	25-40	L
2/19/26....	Carnegie Institute	27-22	W
2/26/26....	Western Michigan	15-38	L
3/6/26....	MSC Alumni	38-40	L



**BENJAMIN
VanALSTYNE**

**1926-49
231-163 (.586)**

Benjamin VanAlstyne holds many MSU coaching records. Some of these records include longest tenure (22 years) and most winning seasons (17). He is third in career victories with 231. VanAlstyne was a graduate of Colgate, where he started in football, baseball and basketball. He came to MSU in 1926 after five seasons at Ohio Wesleyan. VanAlstyne coached MSU's first All-American, Roger Grove, in 1930. Some of his greatest victories included a 27-26 victory over the University of Michigan in 1930 at the dedication of Demonstration Hall, and a 66-50 upset over Kentucky in 1945 that was named "Coca-Cola Upset of the Week." His 47-45 loss to Kentucky in 1948 set the record for the largest crowd in Jensen Field House history. After he finished his coaching career at MSC, VanAlstyne continued as the MSC golf coach, where he was also very successful. He left MSU in 1961 and passed away in 1972 at the age of 72.

1926-27

(7-11 Overall)

Date.....	Opponent.....	MSU-Opp.....	W/L
12/8/26....	Adrian	33-29	W
12/11/26....	Michigan	13-34	L
12/18/26....	Chicago	24-33	L
12/20/26....	Northwestern	22-34	L
1/8/27....	Marquette	35-32	W
1/12/27....	Albion	31-37	L
1/14/27....	Butler	16-53	L
1/15/27....	Concordia	45-25	W
1/19/27....	Detroit	30-23	W
1/21/27....	Lake Forest	39-30	W
1/22/27....	Marquette	12-24	L
1/29/27....	Notre Dame	15-36	L
1/31/27....	Butler	23-29	L
2/9/27....	Hope	46-31	W
2/12/27....	Detroit	27-30	L
2/18/27....	Pittsburgh	34-36	L
2/23/27....	Notre Dame	22-34	L
2/25/27....	MSC Alumni	36-24	W

1927-28

(11-4 Overall)

Date.....	Opponent.....	MSU-Opp.....	W/L
12/17/27....	Adrian	30-25	W
12/10/27....	Michigan	23-43	L
1/3/28....	Ohio Northern	39-25	W
1/7/28....	Hillsdale	58-24	W
1/13/28....	Detroit	27-23	W
1/16/28....	Coe	35-25	W

1/20/28....	Loyola (Chicago)	21-23	L
1/21/28....	Marquette	18-21	L
1/28/28....	Notre Dame	25-29	L
1/30/28....	Hope	36-21	W
2/3/28....	Notre Dame	26-16	W
2/8/28....	Albion	52-20	W
2/11/28....	Kalamazoo	36-24	W
2/17/28....	Detroit	17-13	W
2/25/28....	Marquette	30-25	W

1928-29

(11-5 Overall)

Date.....	Opponent.....	MSU-Opp.....	W/L
12/7/28....	Michigan	31-24	W
12/14/28....	Hillsdale	47-15	W
1/2/29....	Penn State	16-14	W
1/3/29....	Cornell	38-24	W
1/7/29....	Ohio Wesleyan	28-31	L
1/11/29....	Marquette	29-19	W
1/18/29....	Detroit	27-13	W
1/23/29....	Notre Dame	24-29	L
1/26/29....	Kalamazoo	30-22	W
2/1/29....	Colgate	35-36	L
2/2/29....	Syracuse	17-24	L
2/8/29....	Hope	51-18	W
2/15/29....	Detroit	40-15	W
2/22/29....	Notre Dame	27-28	L
3/1/29....	Lake Forest	49-16	W
3/4/29....	Marquette	26-15	W

1929-30

(12-4 Overall)

Date.....	Opponent.....	MSU-Opp.....	W/L
1/1/30....	Syracuse	19-21	L
1/4/30....	Ohio Wesleyan	30-14	W
1/9/30....	Detroit	26-20	W
1/16/30....	Bethany	27-36	L
1/17/30....	Carnegie Institute	35-23	W
1/22/30....	Notre Dame	28-21	W
1/25/30....	Detroit	21-18	W
1/28/30....	Hope	55-16	W
1/31/30....	Marquette	24-17	W
2/7/30....	Kalamazoo	33-12	W
2/11/30....	Bethany	36-32	W
2/14/30....	Oberlin	24-10	W
2/15/30....	Michigan	27-26	W
2/18/30....	Notre Dame	17-29	L
2/21/30....	Hillsdale	34-28	W
3/1/30....	Marquette	14-21	L

1930-31

(16-1 Overall)

Date.....	Opponent.....	MSU-Opp.....	W/L
12/5/30....	Cincinnati	22-8	W
12/13/30....	Michigan	22-32	L
12/29/30....	Brigham Young	29-28	W
1/1/31....	Ohio Wesleyan	25-17	W
1/9/31....	Marquette	19-16	W
1/13/31....	Xavier (Ohio)	32-19	W
1/16/31....	Colgate	41-31	W
1/17/31....	Colgate	50-30	W
1/23/31....	Kalamazoo	46-10	W
1/27/31....	Central State	31-18	W
1/30/31....	Western Reserve	25-24	W
1/31/31....	Oberlin	33-22	W
2/6/31....	Alma	42-20	W
2/10/31....	Detroit	34-16	W
2/14/31....	Loyola (Chicago)	24-16	W
2/21/31....	Detroit	16-11	W
2/28/31....	Marquette	24-21	W



YEAR-BY-YEAR RESULTS

1931-32

(12-5 Overall)

Date.....	Opponent.....	MSU-Opp.....	W/L
12/31/31.....	Alma.....	39-12.....	W
12/12/31.....	Michigan.....	5-27.....	L
1/1/32.....	Ohio.....	29-15.....	W
1/2/32.....	Cornell.....	29-26.....	W
1/8/32.....	Western Reserve.....	17-15.....	W
1/9/32.....	Notre Dame.....	25-28.....	L
1/15/32.....	Xavier.....	22-20.....	W
1/19/32.....	Detroit.....	22-13.....	W
1/29/32.....	Colgate.....	30-21.....	W
1/30/32.....	Colgate.....	29-28.....	W
2/6/32.....	Kalamazoo.....	17-9.....	W
2/13/32.....	Michigan.....	14-13.....	W
2/15/32.....	Marquette.....	25-23.....	W
2/17/32.....	Detroit.....	35-34.....	W
2/20/32.....	Xavier.....	24-31.....	L
2/23/32.....	Notre Dame.....	20-28.....	L
2/25/32.....	Marquette.....	18-43.....	L

1932-33

(10-7 Overall)

Date.....	Opponent.....	MSU-Opp.....	W/L
12/3/32.....	Albion.....	31-29.....	W
12/10/32.....	Michigan.....	20-17.....	W
12/30/32.....	Wisconsin.....	16-26.....	L
1/3/33.....	Syracuse.....	23-16.....	W
1/9/33.....	Notre Dame.....	19-34.....	L
1/12/33.....	Marquette.....	28-32.....	L
1/16/33.....	Buffalo.....	29-18.....	W
1/17/33.....	Colgate.....	40-26.....	W
1/21/33.....	Olivet.....	35-13.....	W
1/27/33.....	Xavier.....	19-16.....	W
1/28/33.....	Mieji U. (Japan).....	63-15.....	W
2/4/33.....	Kalamazoo.....	29-12.....	W
2/11/33.....	Michigan.....	16-28.....	L
2/15/33.....	Detroit.....	30-28.....	W
2/18/33.....	Detroit.....	16-27.....	L
2/24/33.....	Notre Dame.....	25-30.....	L
2/25/33.....	Marquette.....	21-28.....	L

1933-34

(12-5 Overall)

Date.....	Opponent.....	MSU-Opp.....	W/L
12/4/33.....	Olivet.....	23-16.....	W
12/19/33.....	Michigan.....	26-25.....	W
1/2/34.....	Mississippi State.....	35-25.....	W
1/6/34.....	Notre Dame.....	33-34.....	L
1/12/34.....	Buffalo.....	37-30.....	W
1/13/34.....	Syracuse.....	21-27.....	L
1/18/34.....	Marquette.....	24-26.....	L
1/22/34.....	Eastern Michigan.....	34-27.....	W
1/26/34.....	Central Michigan.....	32-27.....	W
2/3/34.....	Loyola (Chicago).....	36-15.....	W
2/5/34.....	Wisconsin.....	23-22.....	W
2/10/34.....	Michigan.....	33-26.....	W
2/14/34.....	Detroit.....	27-20.....	W
2/17/34.....	Detroit.....	28-22.....	W
2/21/34.....	Notre Dame.....	19-28.....	L
2/23/34.....	Marquette.....	16-40.....	L
2/24/34.....	Loyola (Chicago).....	22-20.....	W

1934-35

(14-4 Overall)

Date.....	Opponent.....	MSU-Opp.....	W/L
12/1/34.....	Central Michigan.....	43-14.....	W
12/5/34.....	Kalamazoo.....	30-25.....	W
12/15/34.....	Michigan.....	25-31.....	L
12/22/34.....	Northwestern.....	26-39.....	L
12/24/34.....	Loyola (Chicago).....	26-19.....	W
12/27/34.....	Stanford.....	25-18.....	W
12/31/34.....	Wisconsin.....	21-23.....	L
1/4/35.....	Wayne State.....	31-17.....	W
1/8/35.....	Eastern Michigan.....	35-14.....	W
1/12/35.....	Western Reserve.....	34-33.....	W
1/17/35.....	Marquette.....	30-29.....	W
1/21/35.....	Hillsdale.....	45-24.....	W
1/24/35.....	Eastern Michigan.....	53-28.....	W
1/26/35.....	Wayne State.....	37-20.....	W
2/4/35.....	Western Reserve.....	36-17.....	W
2/9/35.....	Michigan.....	30-28.....	W
2/13/35.....	Kentucky.....	32-26.....	W
2/18/35.....	Marquette.....	17-20.....	L

1935-36

(8-9 Overall)

Date.....	Opponent.....	MSU-Opp.....	W/L
12/2/35.....	Albion.....	36-28.....	W
12/6/35.....	Wisconsin.....	21-26.....	L
12/14/35.....	Michigan.....	24-35.....	L
12/21/35.....	Northwestern.....	25-29.....	L
12/30/35.....	West Virginia.....	25-24.....	W
1/1/36.....	Syracuse.....	34-38.....	L
1/3/36.....	Temple.....	24-47.....	L
1/8/36.....	Kalamazoo.....	32-14.....	W
1/10/36.....	Loyola (Chicago).....	32-20.....	W
1/17/36.....	Marquette.....	20-21.....	L
1/18/36.....	Marquette.....	35-31.....	W
1/21/36.....	Kentucky.....	19-27.....	L
1/25/36.....	Eastern Michigan.....	37-24.....	W
1/29/36.....	Eastern Michigan.....	18-15.....	W
2/1/36.....	Butler.....	21-24.....	L
2/15/36.....	Michigan.....	23-41.....	L
2/23/36.....	Marquette.....	29-28.....	W

1936-37

(5-12 Overall)

Date.....	Opponent.....	MSU-Opp.....	W/L
12/9/36.....	Albion.....	32-22.....	W
12/12/36.....	Michigan.....	21-34.....	L
12/23/36.....	Kentucky.....	21-28.....	L
1/6/37.....	Kalamazoo.....	39-18.....	W
1/8/37.....	Case.....	34-38.....	L
1/9/37.....	Geneva.....	42-41.....	W
1/14/37.....	Kentucky.....	24-23.....	W
1/16/37.....	Marquette.....	25-32.....	L
1/19/37.....	Syracuse.....	36-30.....	W
1/23/37.....	Northwestern.....	29-44.....	L
1/26/37.....	Hawaiian All-Stars.....	24-25.....	L
1/29/37.....	Hope.....	21-25.....	L
2/6/37.....	Wisconsin.....	17-22.....	L
2/8/37.....	Butler.....	21-27.....	L
2/13/37.....	Michigan.....	31-38.....	L
2/16/37.....	DePaul.....	21-23.....	L
2/20/37.....	Marquette.....	26-31.....	L

1937-38

(9-8 Overall)

Date.....	Opponent.....	MSU-Opp.....	W/L
12/9/37.....	Hope.....	51-27.....	W
12/11/37.....	Michigan.....	40-43.....	L
12/22/37.....	Iowa.....	52-37.....	W
12/30/37.....	Missouri.....	43-33.....	W
1/1/38.....	Case.....	48-34.....	W
1/5/38.....	California.....	29-31.....	L
1/8/38.....	Kentucky.....	43-38.....	W
1/11/38.....	Hawaiian All-Stars.....	55-31.....	W
1/14/38.....	Buffalo.....	65-35.....	W
1/15/38.....	Syracuse.....	46-59.....	L
1/22/38.....	Marquette.....	24-41.....	L
1/28/38.....	Butler.....	21-15.....	W
2/5/38.....	Wisconsin.....	27-30.....	L
2/7/38.....	Kentucky.....	27-44.....	L
2/12/38.....	Michigan.....	41-35.....	W
2/19/38.....	Marquette.....	26-40.....	L
2/21/38.....	Notre Dame.....	32-48.....	L

1938-39

(9-8 Overall)

Date.....	Opponent.....	MSU-Opp.....	W/L
12/7/38.....	Kalamazoo.....	36-26.....	W
12/10/38.....	Michigan.....	34-41.....	L
12/17/38.....	Oberlin.....	58-23.....	W
12/28/38.....	Penn State.....	35-21.....	W
12/31/38.....	Indiana.....	33-37.....	L
1/2/39.....	Loyola (Chicago).....	44-46.....	L
1/7/39.....	Central Michigan.....	29-24.....	W
1/14/39.....	Western Reserve.....	36-21.....	W
1/21/39.....	Butler.....	33-34.....	L
1/23/39.....	Tennessee.....	35-31.....	W
1/28/39.....	Butler.....	39-29.....	W
2/4/39.....	Wisconsin.....	37-39.....	L
2/11/39.....	Michigan.....	25-30.....	L
2/13/39.....	Marquette.....	35-29.....	W
2/15/39.....	Temple.....	29-25.....	W
2/20/39.....	Marquette.....	36-38.....	L
2/24/39.....	Wayne State.....	33-40.....	L

1939-40

(14-6 Overall)

Date.....	Opponent.....	MSU-Opp.....	W/L
12/4/39.....	Kalamazoo.....	42-22.....	W
12/9/39.....	Michigan.....	27-33.....	L
12/16/39.....	Washington State.....	52-44.....	W
12/18/39.....	Creighton.....	32-30.....	W
12/19/39.....	Creighton.....	38-21.....	W
12/22/39.....	California.....	37-41.....	L
12/27/39.....	Oregon State.....	33-38.....	L
12/28/39.....	Oregon State.....	36-26.....	W
1/1/40.....	Loyola (Chicago).....	30-22.....	W
1/6/40.....	Tennessee.....	29-20.....	W
1/8/40.....	Syracuse.....	31-29.....	W
1/15/40.....	Marquette.....	48-19.....	W
1/20/40.....	Michigan.....	27-32.....	L
1/26/40.....	Long Island.....	25-34.....	L
1/27/40.....	Temple.....	40-42.....	L
1/29/40.....	Baltimore.....	39-28.....	W
2/3/40.....	Wisconsin.....	48-41.....	W
2/14/40.....	Wayne State.....	46-29.....	W
2/24/40.....	Marquette.....	21-17.....	W
3/1/40.....	Temple.....	44-28.....	W

* First game played at Jenison Field House

YEAR-BY-YEAR RESULTS

1940-41

(11-6 Overall)

Date.....	Opponent.....	MSU-Opp.....	W/L
12/2/40....	Kalamazoo.....	48-29.....	W
12/7/40....	Michigan.....	14-42.....	L
12/21/40....	Ohio State.....	46-38.....	W
12/23/40....	Iowa.....	34-40.....	L
12/30/40....	Creighton.....	29-37.....	L
12/31/40....	Creighton.....	34-29.....	W
1/4/41....	Long Island.....	31-26.....	W
1/6/41....	Temple.....	37-35.....	W
1/10/41....	Marquette.....	25-18.....	W
1/13/41....	Temple.....	23-22.....	W
1/18/41....	West Virginia.....	44-35.....	W
1/25/41....	Notre Dame.....	39-46.....	L
2/8/41....	West Virginia.....	40-40.....	L
2/12/41....	Michigan.....	35-32.....	W
2/19/41....	Long Island.....	23-24.....	L
2/22/41....	Marquette.....	37-36.....	W
3/1/41....	Notre Dame.....	44-35.....	W

1941-42

(15-6 Overall)

Date.....	Opponent.....	MSU-Opp.....	W/L
12/2/41....	Ft. Custer Officers	50-29.....	W
12/8/41....	Central Michigan.....	29-23.....	W
12/13/41....	Michigan.....	20-37.....	L
12/20/41....	South Carolina.....	41-29.....	W
12/24/41....	Harvard.....	39-28.....	W
12/27/41....	Syracuse.....	33-31.....	W
12/29/41....	Rochester.....	27-28.....	L
1/2/42....	Washington.....	42-45.....	L
1/6/42....	Great Lakes N.T.S.....	33-31.....	W
1/10/42....	Western Reserve.....	51-22.....	W
1/16/42....	Marquette.....	51-40.....	W
1/22/42....	Cincinnati.....	37-30.....	W
1/24/42....	Notre Dame.....	49-52.....	L
1/26/42....	Butler.....	40-39.....	W
1/31/42....	Detroit.....	32-28.....	W
2/6/42....	Cincinnati.....	36-30.....	W
2/7/42....	Butler.....	36-38.....	L
2/11/42....	Michigan.....	57-34.....	W
2/16/42....	Detroit.....	37-39.....	L
2/21/42....	Marquette.....	47-45.....	W
2/28/42....	Notre Dame.....	46-43.....	W

1942-43

(2-14 Overall)

Date.....	Opponent.....	MSU-Opp.....	W/L
12/7/42....	Michigan.....	31-36.....	L
12/29/42....	Oregon State.....	29-33.....	L
1/1/43....	Harvard.....	28-31.....	L
1/4/43....	Michigan.....	26-29.....	L
1/9/43....	Great Lakes N.T.S.....	34-38.....	L
1/11/43....	Marquette.....	32-41.....	L
1/13/43....	Minnesota.....	32-46.....	L
1/19/43....	Dearborn N.T.S.....	55-24.....	W
1/23/43....	DePaul.....	37-45.....	L
1/29/43....	Camp Grant.....	31-39.....	L
2/4/43....	Romulus A.A.B.....	69-27.....	W
2/6/43....	Notre Dame.....	34-45.....	L
2/11/43....	Great Lakes N.T.S.....	39-56.....	L
2/15/43....	Marquette.....	36-47.....	L
2/20/43....	Camp Grant.....	31-43.....	L
2/27/43....	Notre Dame.....	42-45.....	L

1943-44

Season suspended because of World War II

1944-45

(9-7 Overall)

Date.....	Opponent.....	MSU-Opp.....	W/L
12/2/44....	Drake.....	44-36.....	W
12/9/44....	Ohio State.....	31-58.....	L
12/28/44....	Ohio State.....	31-67.....	L
12/30/44....	Iowa.....	29-66.....	L
1/6/45....	Cincinnati.....	37-39.....	L
1/8/45....	Albion.....	72-36.....	W
1/12/45....	Cincinnati.....	50-54.....	L
1/13/45....	Kentucky.....	35-66.....	L
1/18/45....	Eastern Michigan.....	75-31.....	W
1/20/45....	Wayne State.....	47-38.....	W
1/22/45....	Albion.....	58-38.....	W
1/27/45....	*Temple.....	47-64.....	L
2/5/45....	Kentucky.....	66-50.....	W
2/14/45....	Detroit.....	53-29.....	W
2/19/45....	Kalamazoo.....	81-26.....	W
2/24/45....	Detroit.....	62-38.....	W

* at Buffalo, N.Y.

1945-46

(12-9 Overall)

Date.....	Opponent.....	MSU-Opp.....	W/L
12/1/45....	Michigan.....	39-47.....	L
12/5/45....	Great Lakes N.T.S.....	49-53.....	L
12/24/45....	Minnesota.....	50-48.....	W
12/27/45....	Ohio State.....	42-62.....	L
1/2/46....	Syracuse.....	76-48.....	W
1/5/46....	Cincinnati.....	69-38.....	W
1/7/46....	Michigan.....	49-36.....	W
1/12/46....	Kentucky.....	44-55.....	L
1/15/46....	Wayne State.....	43-37.....	W
1/18/46....	DePaul.....	52-58.....	L
1/23/46....	Detroit.....	40-38.....	W
1/31/46....	Notre Dame.....	57-62.....	L
2/2/46....	Kentucky.....	51-59.....	L
2/4/46....	Cincinnati.....	69-39.....	W
2/7/46....	Wayne State.....	46-45.....	W
2/9/46....	Detroit.....	58-46.....	W
2/11/46....	Great Lakes N.T.S.....	58-59.....	W
2/16/46....	Ohio State.....	64-41.....	W
2/20/46....	Notre Dame.....	54-56.....	L
2/23/46....	Wisconsin.....	59-48.....	W
3/1/46....	Wisconsin.....	56-52.....	W

1946-47

(11-10 Overall)

Date.....	Opponent.....	MSU-Opp.....	W/L
12/7/46....	Michigan.....	29-51.....	L
12/20/46....	Stanford.....	57-45.....	W
12/28/46....	Wayne State.....	52-25.....	W
12/31/46....	Syracuse.....	61-57.....	W
1/2/47....	Arizona.....	43-45.....	L
1/4/47....	Georgia Tech.....	62-52.....	W
1/6/47....	Marquette.....	53-51.....	W
1/11/47....	Detroit.....	52-44.....	W
1/14/47....	Notre Dame.....	56-74.....	L
1/18/47....	Minnesota.....	59-73.....	L
1/20/47....	Wisconsin.....	48-58.....	L
1/25/47....	DePaul.....	45-52.....	L
1/27/47....	Kentucky.....	36-86.....	L
2/1/47....	Wayne State.....	49-36.....	W
2/3/47....	Marquette.....	56-55.....	W
2/8/47....	Notre Dame.....	54-70.....	L
2/11/47....	Virginia.....	51-46.....	W
2/15/47....	Ohio State.....	46-58.....	L
2/19/47....	Detroit.....	55-48.....	W
2/22/47....	Boston College.....	70-49.....	W
3/1/47....	Michigan.....	47-59.....	L

1947-48

(12-10 Overall)

Date.....	Opponent.....	MSU-Opp.....	W/L
12/18/47....	Michigan.....	43-38.....	W
12/20/47....	Purdue.....	48-50.....	L
12/23/47....	Indiana.....	64-60.....	W
12/27/47....	Wayne State.....	57-55.....	W
12/29/47....	Harvard.....	53-47.....	W
1/3/48....	Washington (St. Louis).....	46-45.....	W
1/5/48....	Missouri.....	44-46.....	L
1/10/48....	Kentucky.....	45-47.....	L
1/13/48....	Marquette.....	57-54.....	W
1/17/48....	Western Reserve.....	65-57.....	W
1/20/48....	Detroit.....	52-34.....	W
1/24/48....	DePaul.....	42-52.....	L
1/26/48....	Detroit.....	66-31.....	W
1/31/48....	Minnesota.....	63-69.....	L
2/3/48....	DePaul.....	49-63.....	L
2/9/48....	Wisconsin.....	39-51.....	L
2/14/48....	Marquette.....	53-48.....	W
2/17/48....	Notre Dame.....	44-51.....	L
2/21/48....	Ohio State.....	50-72.....	L
2/24/48....	Notre Dame.....	54-50.....	W
2/28/48....	Wayne State.....	63-49.....	W
3/6/48....	Michigan.....	28-69.....	L

1948-49

(9-12 Overall)

Date.....	Opponent.....	MSU-Opp.....	W/L
11/27/48....	Alma.....	46-33.....	W
11/27/48....	Hillsdale.....	53-43.....	W
12/4/48....	Michigan.....	33-66.....	L
12/6/48....	Indiana.....	36-48.....	L
12/18/48....	Iowa.....	49-43.....	W
12/20/48....	Cornell.....	45-56.....	L
12/29/48....	Mississippi State.....	74-28.....	W
1/7/49....	Marquette.....	48-68.....	L
1/10/49....	Detroit.....	66-49.....	W
1/14/49....	Western Reserve.....	44-43.....	W
1/17/49....	Detroit.....	34-35.....	L
1/22/49....	Wayne State.....	37-35.....	2ot.....
1/27/49....	Wayne State.....	63-48.....	W
1/31/49....	Michigan.....	38-49.....	L
2/3/49....	Notre Dame.....	47-63.....	L
2/5/49....	Marquette.....	42-59.....	L
2/12/49....	Purdue.....	48-66.....	L
2/19/49....	Virginia.....	62-43.....	W
2/21/49....	Minnesota (-/6).....	47-57.....	L
2/23/49....	Notre Dame.....	41-43.....	L
2/28/49....	Ohio State (-/18).....	51-70.....	L



ALTON KIRCHER

1949-50
4-18 (182)

Alton Kircher took over the head coaching position from coach Ben VanAalsyne after six seasons as an assistant. He coached for only one season, posting a 4-18 mark. Kircher was one of MSC's greatest all-around athletes, serving as the starting quarterback on the football team, captain of the basketball team and playing on the baseball team. He would later coach at Washington State.

COACHES

2011-12 SPARTANS

2010-11 REVIEW

HISTORY

RECORDS

POSTSEASON

MEDIA INFO



YEAR-BY-YEAR RESULTS

1949-50

(4-18 Overall)

Date	Opponent	MSU-Opp	W/L
12/3/49	Michigan	49-52	L
12/5/49	Iowa	53-73	L
12/10/49	Indiana	58-73	L
12/17/49	Missouri	54-73	L
12/22/49	Georgia Tech	60-68	L
12/23/49	Northwestern	46-68	L
12/28/49	*Harvard	57-68	L
12/29/49	*Cornell	61-54	W
1/2/50	Indiana	50-60	L
1/7/50	Notre Dame	65-76	L
1/9/50	Detroit	55-66	L
1/13/50	Marquette	81-64	W
1/18/50	Notre Dame	65-71	L
1/23/50	Minnesota (-16)	56-73	L
1/28/50	Western Reserve	54-57	L
2/4/50	Purdue	53-69	L
2/6/50	Wisconsin (-17)	47-66	L
2/11/50	Ohio State (-14)	43-87	L
2/14/50	Detroit	57-54	W
2/17/50	Wayne State	68-44	W
2/20/50	Michigan	53-70	L
2/25/50	Marquette	58-75	L

* Holiday Tournament (East Lansing)

1950-51

(10-11 Overall; 5-9 - 7th Big Ten)

Date	Opponent	MSU-Opp	W/L
12/2/50	Wayne State	51-50	W
12/5/50	Detroit	45-31	W
12/19/50	Marquette	74-42	W
12/29/50	*Penn State	51-44	W
12/30/50	*Princeton	46-52	L
1/6/51	*Northwestern	67-62	W
1/8/51	Wisconsin	52-53	L
1/13/51	Indiana	37-47	L
1/15/51	Iowa	42-46	L
1/20/51	Michigan	49-36	W
1/25/51	Notre Dame	60-43	W
1/27/51	Ohio State	49-58	L
1/29/51	Purdue	55-59	ot
2/3/51	Minnesota	50-44	W
2/12/51	Northwestern	52-48	W
2/17/51	Michigan	43-32	W
2/19/51	Notre Dame	46-56	L
2/24/51	Wisconsin	29-35	L
2/26/51	Minnesota	39-56	L
3/3/51	Iowa	52-65	L
3/5/51	Illinois (-16)	43-49	L

* Holiday Tournament (East Lansing)

* First Big Ten game for MSU

2/9/53	Iowa	60-48	W
2/14/53	Indiana (-12)	50-65	L
2/16/53	Notre Dame	64-72	L
2/21/53	Purdue	68-57	W
2/23/53	Wisconsin	53-45	W
2/28/53	Purdue	77-72	W
3/2/53	Illinois (-10)	53-66	L
3/7/53	Michigan	55-52	W
3/9/53	Wisconsin	51-58	L

* Holiday Tournament (East Lansing)

1953-54

(9-13 Overall; 4-10 - 8th Big Ten)

Date	Opponent	MSU-Opp	W/L
12/5/53	Creighton	88-51	W
12/17/53	Marquette	65-60	W
12/19/53	USC	81-63	W
12/22/53	Pittsburgh	83-51	W
12/30/53	USC	73-75	L
12/31/53	UCLA (-14)	57-67	L
1/4/54	Iowa	63-73	L
1/5/54	Kansas State	78-63	W
1/9/54	Illinois (-15)	60-59	W
1/16/54	Michigan	62-64	L
1/18/54	Wisconsin	53-57	L
1/23/54	Ohio State	83-76	W
1/30/54	Minnesota (-8)	71-79	L
2/1/54	Northwestern	65-62	W
2/6/54	Indiana (-13)	74-79	L
2/9/54	Notre Dame	71-74	L
2/13/54	Purdue	50-64	L
2/20/54	Indiana (-13)	61-63	L
2/22/54	Northwestern	71-80	L
2/27/54	Iowa (-10)	48-60	L
3/1/54	Wisconsin	56-79	L
3/6/54	Michigan	76-61	W



PETE NEWELL

1950-54
45-42 (.517)

Pete Newell came to Michigan State College in 1950 with the challenge of leading the Spartans into the world of Big Ten Basketball. In Newell's first season at MSC, he led the Spartans to a victory in their first Big Ten game, a 67-62 win over Northwestern. Born in Vancouver, British Columbia, in 1915, Newell was a star center and baseball player at Loyola University in Los Angeles. After five years in the military, Newell took a head coaching job at the University of San Francisco where he led his 1949 squad to a National Invitational Tournament title. His 1951-52 MSU squad was the first Spartan team to be ranked in The Associated Press poll, and also registered a win over No. 14 Notre Dame, the first win over a ranked opponent in school history. One of his biggest wins was a 1952 defeat of No. 2-ranked Kansas State. His best season was in 1952-53, when he led MSC to a third-place conference finish. After four seasons and an overall record of 45-42, Newell headed west to coach the University of California, where he won a national title in 1959. A year later, he led a group of college all-stars to the gold medal in the 1960 Rome Olympics, becoming the first coach to win NIT, NCAA and Olympic Championships. In 1979 he was inducted into the Basketball Hall of Fame. After coaching, he remained active by hosting the Big Man Camp during the summer and consulting for different pro teams.

1951-52

(13-9 Overall; 6-8 - 7-5th Big Ten)

Date	Opponent	MSU-Opp	W/L
12/1/51	Wayne State	52-43	W
12/13/51	Denver	50-48	W
12/15/51	Marquette	53-47	W
12/18/51	Detroit	52-47	W
12/28/51	*Dartmouth	47-42	W
12/29/51	*Princeton	52-46	W
1/2/52	Notre Dame (20/14)	66-52	W
1/5/52	Iowa (20/-)	60-61	L
1/7/52	Northwestern (20/-)	82-49	W
1/12/52	Minnesota (19/-)	49-55	L
1/15/52	Notre Dame	48-56	L
1/19/52	Michigan	36-50	L
1/21/52	Wisconsin	50-39	W
1/26/52	Purdue	56-47	W
2/2/52	Northwestern	76-86	L
2/9/52	Ohio State	70-52	W
2/11/52	Illinois	62-84	L
2/16/52	Wisconsin	57-55	W
2/18/52	Minnesota	58-60	L
2/25/52	Iowa	52-64	L
3/1/52	Michigan	80-59	W
3/3/52	Indiana	67-70	L

* Holiday Tournament (East Lansing)

1952-53

(13-9 Overall; 11-7 - T-3rd Big Ten)

Date	Opponent	MSU-Opp	W/L
12/6/52	Marquette	62-51	W
12/19/52	UCLA (-12)	55-60	L
12/20/52	*Kansas State (-12)	80-63	W
12/27/52	Northwestern	52-47	W
12/30/52	Minnesota (-19)	47-64	L
1/3/53	Ohio State	68-57	W
1/5/53	Indiana (-12)	62-69	L
1/10/53	Iowa	68-61	W
1/17/53	Michigan	66-64	W
1/19/53	Illinois (-14)	64-76	L
1/24/53	Northwestern	76-63	W
1/31/53	Minnesota	64-60	W
2/7/53	Ohio State	62-73	L



FORREST ANDERSON

1954-65
125-124 (.502)

Forrest Anderson led MSU to its first two Big Ten titles in 1956-57 and 1958-59. A native of Gary, Ind., Anderson starred at Stanford, earning a spot in the school's Hall of Fame. He coached at Drake and Bradley before coming to MSC. From 1954-59, he led the Spartans to a record of 77-38, 46-24 in the Big Ten, including two conference championships, led by stars like Julius McCoy, Johnny Green, Jack Quiggle, and Horace Walker. In 1957, he led MSU to its first Final Four appearance, beating powerhouse Kentucky along the way. Two years later, he led the Spartans to the Midwest Regional Finals. His 1963-64 squad set school records for highest scoring average, most 100-point games and second-highest scoring game, a 118-100 victory over Oklahoma. When Anderson's stint at MSU came to an end in 1965, he became a scout in the NBA. Anderson holds the distinction of being the first coach in NCAA history to take two different teams to the Final Four.

YEAR-BY-YEAR RESULTS

1954-55

(13-9 Overall; 8-5 - 4th Big Ten)

Date.....	Opponent.....	MSU-Opp.....	W/L
12/1/54.....	Marquette.....	91-72.....	W
12/4/54.....	Detroit.....	78-84.....	L
12/17/54.....	Princeton.....	79-67.....	W
12/18/54.....	Pennsylvania.....	67-73.....	L
12/22/54.....	DePaul.....	75-76.....	L
12/30/54.....	Penn State.....	85-74.....	W
1/3/55.....	Ohio State (-20).....	76-83.....	L
1/8/55.....	Wisconsin.....	94-77.....	W
1/10/55.....	Iowa (-14).....	81-94.....	L
1/15/55.....	Michigan.....	84-82.....	W
1/17/55.....	Indiana.....	79-88.....	L
1/22/55.....	Minnesota (-14).....	87-75.....	W
1/29/55.....	DePaul.....	88-72.....	W
1/31/55.....	Purdue.....	79-72.....	W
2/5/55.....	Wisconsin.....	73-70.....	W
2/7/55.....	Notre Dame.....	93-79.....	W
2/12/55.....	Northwestern.....	54-56.....	L
2/14/55.....	Illinois (-10).....	72-90.....	L
2/19/55.....	Iowa (-15).....	69-78.....	L
2/21/55.....	Northwestern.....	71-69.....	W
2/28/55.....	Indiana.....	93-77.....	W
3/5/55.....	Michigan.....	83-68.....	W

1955-56

(13-9 Overall; 7-7 - 5th Big Ten)

Date.....	Opponent.....	MSU-Opp.....	W/L
12/13/55.....	Southern Illinois.....	99-71.....	W
12/17/55.....	Pittsburgh.....	82-81.....	W
12/21/55.....	Notre Dame.....	84-78.....	W
12/23/55.....	Wyoming.....	72-62.....	W
12/29/55.....	*Maryland (16/-).....	95-75.....	W
12/30/55.....	*George Wash. (16/12).....	62-65.....	L
1/2/56.....	Illinois (16/9).....	65-73.....	L
1/7/56.....	Iowa (20/-).....	65-64.....	W
1/14/56.....	Purdue.....	62-66.....	L
1/16/56.....	Indiana (-12).....	70-79.....	L
1/21/56.....	Minnesota.....	80-69.....	W
1/28/56.....	Ohio State.....	94-91.....	W
2/1/56.....	Detroit.....	85-78.....	W
2/6/56.....	Michigan.....	86-76.....	W
2/8/56.....	Marquette.....	81-90.....	L
2/13/56.....	Minnesota.....	73-77.....	L
2/18/56.....	Illinois (-13).....	76-96.....	L
2/20/56.....	Northwestern.....	96-93.....	W
2/25/56.....	Purdue.....	56-63.....	L
2/27/56.....	Wisconsin.....	89-82.....	W
3/3/56.....	Ohio State.....	84-96.....	L
3/5/56.....	Michigan.....	76-75.....	W

* Maryland Tournament (College Park, Md. - 2nd Place)

1956-57

NCAA Final Four
Big Ten Champions
#11 AP/#7 UPI

(16-10 Overall; 10-4 - T-1st Big Ten)

Date.....	Opponent.....	MSU-Opp.....	W/L
12/1/56.....	Iowa State.....	53-60.....	L
12/8/56.....	Brigham Young.....	79-61.....	W
12/17/56.....	Butler.....	79-83.....	L
12/22/56.....	Marquette.....	92-65.....	W
12/27/56.....	*Nebraska.....	79-65.....	W
12/28/56.....	*Colorado.....	87-90.....	L
12/29/56.....	*Oklahoma.....	76-74.....	W
1/5/57.....	Purdue.....	71-72.....	L
1/7/57.....	Michigan.....	69-70.....	L
1/15/57.....	Notre Dame.....	76-86.....	L
1/19/57.....	Ohio State (-17).....	51-70.....	L

1/26/57.....	Minnesota.....	72-59.....	W
1/28/57.....	Ohio State (-12).....	73-64.....	W
2/2/57.....	Northwestern.....	77-63.....	W
2/9/57.....	Illinois (-15).....	70-64.....	W
2/11/57.....	Purdue (-17).....	68-66.....	W
2/16/57.....	Iowa.....	77-67.....	W
2/18/57.....	Illinois (-16).....	89-83.....	W
2/23/57.....	Minnesota.....	70-65.....	W
2/25/57.....	Wisconsin.....	78-62.....	W
3/2/57.....	Indiana (-10).....	76-61.....	W
3/4/57.....	Michigan.....	72-81.....	L
3/15/57.....	**Notre Dame (11/17).....	85-83.....	W
3/16/57.....	**Kentucky (11/3).....	80-68.....	W
3/22/57.....	**North Carolina (11/1).....	70-74 3ot.....	L
3/23/57.....	**San Francisco (11/4).....	60-67.....	L

* Big Seven Classic (Kansas City, Mo. - 3rd place)
** NCAA Tournament (Lexington, Ky.)
*** NCAA Final Four (Kansas City, Mo.)

1957-58

(16-6 Overall; 9-5 - 3rd Big Ten)

Date.....	Opponent.....	MSU-Opp.....	W/L
12/2/57.....	Butler (7/-).....	74-55.....	W
12/6/57.....	Detroit (7/-).....	71-59.....	W
12/14/57.....	Colorado (9/-).....	84-44.....	W
12/21/57.....	Notre Dame (8/-).....	79-72.....	W
12/23/57.....	Iowa State (8/-).....	57-51.....	W
12/27/57.....	*UCLA (8/-).....	63-61.....	W
12/28/57.....	*USC (8/-).....	77-67.....	W
12/30/57.....	Washington (8/-).....	69-71.....	L
1/4/58.....	Ohio State (8/-).....	56-70.....	L
1/11/58.....	Purdue (14/-).....	84-75.....	W
1/18/58.....	Northwestern (18/-).....	83-78.....	W
1/20/58.....	Wisconsin (18/-).....	52-66.....	L
1/25/58.....	Northwestern (15/-).....	74-60.....	W
2/1/58.....	Minnesota (15/-).....	88-64.....	W
2/8/58.....	Indiana (15/-).....	79-82.....	L
2/10/58.....	Iowa (15/-).....	90-84.....	W
2/15/58.....	Illinois (19/-).....	69-56.....	L
2/17/58.....	Michigan (19/-).....	79-69.....	W
2/22/58.....	Wisconsin (12/-).....	93-59.....	W
2/24/58.....	Purdue (12/-).....	70-72.....	L
3/1/58.....	Iowa (15/-).....	83-65.....	W
3/8/58.....	Indiana (12/-).....	72-75.....	L

* Holiday Tournament (Los Angeles, Calif.)

1958-59

NCAA Tournament
Big Ten Champions
#7 AP/#3 UPI

(19-4 Overall; 12-2 - 1st Big Ten)

Date.....	Opponent.....	MSU-Opp.....	W/L
12/6/58.....	Detroit (15/-).....	88-51.....	W
12/8/58.....	Butler (15/-).....	72-46.....	W
12/17/58.....	Notre Dame (11/-).....	74-56.....	W
12/20/58.....	Nebraska (11/-).....	80-55.....	W
12/29/58.....	*Duke (9/-).....	82-57.....	W
12/30/58.....	*North Carolina (7/4).....	75-58.....	W
12/31/58.....	*North Carolina St. (7/5).....	61-70.....	L
1/3/59.....	Indiana (7/-).....	79-77.....	W
1/5/59.....	Iowa (7/-).....	68-80.....	L
1/10/59.....	Illinois (5/20).....	97-96.....	W
1/17/59.....	MSU Alumni.....	63-56.....	W
1/19/59.....	Ohio State (8/-).....	92-77.....	W
1/24/59.....	Minnesota (8/-).....	82-76.....	W
1/31/59.....	Northwestern (8/-).....	81-72.....	W
2/2/59.....	Wisconsin (8/-).....	88-57.....	W
2/7/59.....	Purdue (7/-).....	81-85.....	L
2/14/59.....	Michigan (12/-).....	103-91.....	W
2/16/59.....	Northwestern (12/-).....	71-68.....	W
2/21/59.....	Purdue (9/20).....	94-87.....	W

2/28/59.....	Indiana (8/-).....	86-82.....	W
3/2/59.....	Wisconsin (6/-).....	93-73.....	W
3/7/59.....	Iowa (6/-).....	84-74.....	W
3/13/59.....	**Marquette (7/20).....	74-69.....	W
3/14/59.....	**Louisville (7/-).....	81-88.....	L

* Dixie Classic (Raleigh, N.C. - 2nd place)
** NCAA Tournament (Raleigh, N.C.)

1959-60

(10-11 Overall; 5-9 - 8th Big Ten)

Date.....	Opponent.....	MSU-Opp.....	W/L
12/3/59.....	Bowling Green (11/-).....	96-67.....	W
12/5/59.....	Notre Dame (11/-).....	61-56.....	W
12/17/59.....	Nebraska (11/-).....	82-80.....	W
12/19/59.....	Wyoming (11/-).....	82-72.....	W
12/21/59.....	Brigham Young (11/-).....	75-79.....	L
12/23/59.....	California (11/4).....	60-71.....	L
12/28/59.....	Purdue (11/-).....	85-80.....	W
1/2/60.....	Wisconsin.....	91-79.....	W
1/9/60.....	Michigan.....	89-58.....	W
1/11/60.....	Iowa.....	79-92.....	L
1/16/60.....	Illinois (-14).....	88-96.....	L
1/23/60.....	Butler (-15).....	90-80.....	W
1/30/60.....	Ohio State (-5).....	79-111.....	L
2/1/60.....	Minnesota.....	84-63.....	W
2/6/60.....	Purdue.....	65-68.....	L
2/8/60.....	Illinois (-19).....	78-77.....	W
2/13/60.....	Minnesota.....	73-82.....	L
2/20/60.....	Ohio State (-14).....	83-84.....	L
2/22/60.....	Northwestern.....	69-71.....	L
2/27/60.....	Michigan.....	65-72.....	L
3/5/60.....	Indiana (-12).....	80-86.....	L

1960-61

(7-17 Overall; 3-11 - 9th Big Ten)

Date.....	Opponent.....	MSU-Opp.....	W/L
12/3/60.....	Butler.....	77-71.....	W
12/5/60.....	Bowling Green.....	70-67.....	W
12/16/60.....	Kansas (-16).....	69-93.....	L
12/17/60.....	Kansas State (-20).....	82-104.....	L
12/22/60.....	Iowa State.....	92-81.....	W
12/28/60.....	*UCLA (-16).....	61-98.....	L
12/29/60.....	*Stanford.....	80-81 2ot.....	L
12/30/60.....	*Minnesota.....	77-83.....	L
1/7/61.....	Wisconsin.....	71-74.....	L
1/9/61.....	Indiana.....	55-79.....	L
1/14/61.....	Iowa (-16).....	72-86.....	L
1/16/61.....	Michigan.....	81-69.....	W
1/21/61.....	Northwestern.....	62-77.....	L
1/23/61.....	Minnesota.....	70-89.....	L
1/30/61.....	Illinois.....	92-93.....	L
2/4/61.....	North Michigan.....	71-79.....	L
2/5/61.....	Notre Dame.....	89-74.....	W
2/11/61.....	Ohio State (-1).....	62-83.....	L
2/13/61.....	Michigan.....	67-78.....	L
2/18/61.....	Minnesota.....	72-75.....	L
2/20/61.....	Illinois.....	90-80.....	W
2/25/61.....	Purdue.....	74-85.....	L
3/4/61.....	Ohio State (-1).....	83-91.....	L
3/6/61.....	Iowa (-16).....	74-64.....	W

* Los Angeles Classic (Los Angeles, Calif. - 8th place)



YEAR-BY-YEAR RESULTS

1961-62

(8-14 Overall; 3-11 - T-9th Big Ten)

Date.....	Opponent.....	MSU-Opp.....	W/L
12/21/61.....	Northern Michigan.....	75-59.....	W
12/9/61.....	Tulsa.....	90-70.....	W
12/16/61.....	Notre Dame.....	72-73.....	L
12/18/61.....	South Carolina.....	99-91.....	W
12/23/61.....	Butler.....	77-72.....	W
12/28/61.....	*Oregon.....	59-71.....	L
12/29/61.....	*Portland.....	74-60.....	W
12/30/61.....	*California.....	72-85.....	L
1/6/62.....	Indiana.....	71-76.....	L
1/8/62.....	Wisconsin.....	78-83.....	L
1/13/62.....	Illinois.....	65-66.....	L
1/15/62.....	Purdue.....	74-89.....	L
1/20/62.....	Michigan.....	80-74.....	W
1/22/62.....	Minnesota.....	84-79.....	W
1/27/62.....	Northwestern.....	70-71.....	L
2/3/62.....	Purdue.....	64-86.....	L
2/10/62.....	Wisconsin.....	72-77.....	L
2/17/62.....	Ohio State (-1).....	72-80.....	L
2/19/62.....	Iowa.....	51-59.....	L
2/24/62.....	Indiana.....	97-85.....	W
2/26/62.....	Northwestern.....	64-71.....	L
3/3/62.....	Minnesota.....	91-98.....	L

* Far West Classic (Portland, Ore. - 6th place)

1962-63

(4-16 Overall; 3-11 - 9th Big Ten)

Date.....	Opponent.....	MSU-Opp.....	W/L
12/11/62.....	Kansas State.....	56-66.....	L
12/14/62.....	Notre Dame.....	85-92.....	L
12/18/62.....	Kansas.....	81-62.....	W
12/19/62.....	Wichita.....	69-80.....	L
12/21/62.....	Utah.....	79-88.....	L
12/22/62.....	Utah State.....	87-102.....	L
1/5/63.....	Indiana.....	84-96.....	L
1/12/63.....	Wisconsin.....	75-68.....	W
1/19/63.....	Northwestern.....	80-68.....	W
1/21/63.....	Iowa.....	59-60.....	L
1/26/63.....	Minnesota.....	61-59.....	W
2/2/63.....	Michigan.....	71-72.....	L
2/4/63.....	Purdue.....	81-103.....	L
2/9/63.....	Illinois (-14).....	86-91.....	L
2/16/63.....	Minnesota.....	70-75.....	L
2/18/63.....	Ohio State (-18).....	77-87.....	L
2/23/63.....	Indiana.....	94-113.....	L
3/2/63.....	Wisconsin.....	89-92.....	L
3/4/63.....	Purdue.....	93-94.....	L
3/9/63.....	Northwestern.....	83-100.....	L

1963-64

(14-10 Overall; 8-6 - T-4th Big Ten)

Date.....	Opponent.....	MSU-Opp.....	W/L
11/30/63.....	Northern Michigan.....	109-86.....	W
12/4/63.....	Western Michigan.....	101-100.....	W
12/7/63.....	Bowling Green State.....	104-81.....	W
12/14/63.....	Pennsylvania.....	87-75.....	W
12/18/63.....	Tulsa.....	88-89.....	L
12/20/63.....	*California.....	68-78.....	L
12/21/63.....	*Oklahoma.....	118-100.....	W
12/23/63.....	Brigham Young.....	90-95.....	L
12/28/63.....	Butler.....	76-65.....	W
1/4/64.....	Illinois.....	66-87.....	L
1/6/64.....	Wisconsin.....	106-90.....	W
1/11/64.....	Indiana.....	107-103.....	W
1/14/64.....	Minnesota.....	82-103.....	L
1/18/64.....	Notre Dame.....	80-95.....	L
1/25/64.....	Michigan (-12).....	77-91.....	L
1/27/64.....	Ohio State.....	102-99.....	W
2/1/64.....	Michigan (-12).....	79-95.....	L
2/3/64.....	Purdue.....	98-101.....	L
2/8/64.....	Northwestern.....	86-93.....	L
2/15/64.....	Iowa.....	107-82.....	W
2/17/64.....	Illinois.....	85-82.....	W
2/22/64.....	Iowa.....	107-89.....	W
2/29/64.....	Northwestern.....	107-97.....	W
3/7/64.....	Ohio State.....	81-80.....	W

* Sun Devil Classic (Tempe, Ariz. - 3rd place)

1964-65

(5-18 Overall; 1-13 - 10th Big Ten)

Date.....	Opponent.....	MSU-Opp.....	W/L
12/3/64.....	Northern Michigan.....	82-76.....	W
12/5/64.....	Western Michigan.....	89-80.....	W
12/8/64.....	Notre Dame.....	93-100.....	L
12/12/64.....	Drake.....	75-91.....	L
12/19/64.....	Butler.....	89-90.....	L
12/22/64.....	Loyola (La.).....	94-70.....	W
12/28/64.....	*Utah.....	96-98.....	L
12/29/64.....	*USC.....	69-100.....	L
12/30/64.....	*Washington.....	93-92.....	W
1/9/65.....	Iowa.....	78-85.....	L
1/16/65.....	Iowa.....	68-111.....	L
1/23/65.....	Northwestern.....	75-76.....	L
1/26/65.....	Michigan (-12).....	98-103.....	L
1/30/65.....	Northwestern.....	75-77.....	L
2/6/65.....	Minnesota.....	79-88.....	L
2/8/65.....	Indiana (-17).....	94-112.....	L
2/13/65.....	Michigan (-11).....	83-98.....	L
2/20/65.....	Illinois.....	94-113.....	L
2/22/65.....	Ohio State.....	90-101.....	L
2/27/65.....	Wisconsin.....	89-99.....	L
3/1/65.....	Purdue.....	110-92.....	W
3/6/65.....	Ohio State.....	75-97.....	L
3/9/65.....	Illinois.....	89-121.....	L

* Los Angeles Classic (Los Angeles, Calif. - 7th place)



JOHN BENINGTON

1965-69
54-38 (.587)

John Benington was known as much for his kindness as for helping return the Spartans to Big Ten Basketball prominence. The Findlay, Ohio, native starred at San Francisco under coach Pete Newell before following Newell to MSC to become one of his assistant coaches. He stayed in that position for seven years, then went to Drake for two seasons and St. Louis for seven before returning to East Lansing to become the Spartan head coach in 1965. In his first season, he led MSU to a second-place Big Ten finish. The next season, he led the Spartans to a shared Big Ten title. Benington's career was cut short when he died of a heart attack after jogging at Jenison Field House in the summer of 1969. He was just 47.

1965-66

(15-7 Overall; 10-4 - 2nd Big Ten)

Date.....	Opponent.....	MSU-Opp.....	W/L
12/4/65.....	Western Michigan.....	82-85.....	L
12/7/65.....	Bowling Green.....	84-59.....	W
12/9/65.....	Butler.....	75-56.....	W
12/11/65.....	Notre Dame.....	93-69.....	W
12/18/65.....	St. Joseph (Pa.) (-12).....	65-82.....	L
12/20/65.....	Tulane.....	80-61.....	W
12/22/65.....	Drake.....	61-50.....	W
12/27/65.....	*Hawaiian Marines.....	84-53.....	W
12/28/65.....	*Tulsa.....	67-78.....	L
12/30/65.....	*Hawaiian Army.....	97-69.....	W
1/8/66.....	Minnesota.....	85-65.....	W
1/10/66.....	Purdue.....	89-78.....	W
1/15/66.....	Ohio State.....	80-64.....	W
1/22/66.....	Iowa.....	76-90.....	L
1/24/66.....	Purdue.....	92-74.....	W
1/29/66.....	Northwestern.....	77-68.....	W
2/5/66.....	Wisconsin.....	79-65.....	W
2/12/66.....	Minnesota.....	71-81.....	L
2/19/66.....	Wisconsin.....	77-78.....	L
2/22/66.....	Illinois.....	68-66.....	W
2/26/66.....	Indiana.....	69-63.....	W
2/28/66.....	Ohio State.....	98-79.....	W
3/5/66.....	Indiana.....	76-86.....	L
3/7/66.....	Michigan.....	86-77.....	W

* Rainbow Classic (Honolulu, Hawaii - 3rd place)

1966-67

Big Ten Champions

(16-7 Overall; 10-4 - T-1st Big Ten)

Date.....	Opponent.....	MSU-Opp.....	W/L
12/1/66.....	Western Michigan.....	77-55.....	W
12/3/66.....	Miami (Ohio).....	63-51.....	W
12/5/66.....	South Dakota.....	81-54.....	W
12/10/66.....	Wichita State.....	103-68.....	W
12/20/66.....	Loyola (La.) (5/-).....	70-74.....	L
12/21/66.....	Tulane (5/-).....	76-66.....	W
12/27/66.....	+Villanova (10/-).....	63-66.....	L
12/28/66.....	+Bowling Green (10/-).....	67-75.....	L
1/7/67.....	Illinois.....	76-74.....	W
1/14/67.....	Iowa.....	79-70.....	W
1/21/67.....	Michigan.....	59-81.....	L

YEAR-BY-YEAR RESULTS

1/28/67....	Wisconsin	68-61	W
2/1/67....	Notre Dame	85-80 ot.	W
2/6/67....	Indiana	77-82	L
2/11/67....	Purdue	79-77	W
2/13/67....	Indiana	86-77	W
2/18/67....	Minnesota	67-66	W
2/20/67....	Ohio State	64-80	L
2/25/67....	Wisconsin	64-68	L
2/27/67....	Ohio State	74-63	W
3/4/67....	Purdue	75-71	W
3/6/67....	Minnesota	67-59	W
3/11/67....	Northwestern	79-66	W
* Sugar Bowl Tournament (New Orleans, La. - 3rd place)			
+ Quaker City Tournament (Philadelphia, Pa. - 7th place)			

1967-68

(12-12 Overall; 6-8 - T-6th Big Ten)

Date	Opponent	MSU-Opp	W/L
12/1/67....	Cal-State Fullerton	80-49	W
12/12/67....	Western Michigan	78-67	W
12/14/67....	Butler	55-65	L
12/16/67....	Hardin-Simmons	95-76	W
12/20/67....	Nebraska	74-70	W
12/23/67....	Wichita	80-90	L
12/29/67....	*Vanderbilt (-9)	63-73	L
12/30/67....	*Memphis State	57-73	L
1/6/68....	Illinois	56-66	L
1/13/68....	Michigan	86-81	W
1/16/68....	Wisconsin	68-70	L
1/20/68....	Northwestern	75-62	W
1/23/68....	Iowa	71-76	L
1/27/68....	Southern Illinois	68-56	W
1/30/68....	Notre Dame	89-68	W
2/3/68....	Michigan	82-77	W
2/10/68....	Ohio State	62-90	L
2/17/68....	Northwestern	61-69	L
2/20/68....	Indiana	75-70	W
2/24/68....	Wisconsin	87-77	W
2/27/68....	Iowa	58-76	L
3/2/68....	Minnesota	68-75	L
3/5/68....	Purdue	75-93	L
3/9/68....	Illinois	62-59	W
* Sugar Bowl Tournament (New Orleans, La. - 4th place)			

1968-69

(11-12 Overall; 6-8 - T-5th Big Ten)

Date	Opponent	MSU-Opp	W/L
12/3/68....	S.W. Louisiana	90-84	W
12/6/68....	Western Michigan	86-71	W
12/17/68....	Toledo	81-80	W
12/13/68....	Butler	70-60	W
12/14/68....	#Western Kentucky	63-67	L
12/16/68....	Nebraska	59-73	L
12/27/68....	**St. John's	51-61	L
12/28/68....	**Villanova (-5)	66-75	L
1/4/69....	Northwestern (-19)	71-85	L
1/7/69....	Wisconsin	77-67	W
1/14/69....	Iowa	76-77	L
1/18/69....	Northwestern (-17)	89-75	W
1/25/69....	Michigan	70-75	L
2/1/69....	Indiana	76-79	L
2/8/69....	Michigan	86-82	W
2/11/69....	Notre Dame	71-59	W
2/15/69....	Illinois (-8)	75-70	W
2/18/69....	Iowa	78-60	W
2/22/69....	Wisconsin	64-76	L
2/25/69....	Purdue (-9)	72-74	L
3/1/69....	Ohio State (-14)	85-72	W
3/4/69....	Illinois (-20)	57-71	L
3/8/69....	Minnesota	65-78	L
# played in Chicago			
** ECAC Holiday Festival (New York, N.Y. - 7th place)			



GUS GANAKAS

1969-76
89-84 (.514)

Gus Ganakas led his teams to a combined career record of 89-84. A Mount Morris, N.Y., native, Ganakas has been a Spartan since 1946 when he came to MSC as a student. After earning two degrees from MSC, he went on to coach at East Lansing High School before returning to Michigan State as an assistant coach in 1966 under coach John Benington. After Benington passed away in 1969, Ganakas was appointed head coach. His most successful seasons were in 1973-74 with a fourth-place Big Ten finish and 1974-75 with a 17-9 overall record, the second-highest victory total at the time. His coaching career came to an end in 1976, but he continued to be a part of the Michigan State Athletics Department, serving as an assistant A.D. and then as an aide to coach Tom Izzo. This season, Ganakas is in his 24th-straight season as a color commentator on MSU basketball radio broadcasts. Ganakas was also responsible for organizing the 1999 MSU Basketball Centennial Celebration.

1969-70

(9-15 Overall; 5-9 - T-6th Big Ten)

Date	Opponent	MSU-Opp	W/L
12/1/69....	Eastern Kentucky	89-85	W
12/6/69....	Toledo	80-82	L
12/13/69....	Western Michigan	86-71	W
12/17/69....	Butler	60-81	L
12/19/69....	*Bradley	89-87	W
12/20/69....	*Utah	85-105	L
12/27/69....	*Oregon	82-87	L
12/29/69....	**Illinois (-15)	77-86	L
12/30/69....	*Temple	51-90	L
1/3/70....	Indiana	85-84	W
1/10/70....	Northwestern	98-93	W
1/17/70....	Minnesota	78-85	L
1/20/70....	Notre Dame (-20)	85-82	W
1/24/70....	Michigan	88-91	L
1/31/70....	Minnesota	87-92	L
2/3/70....	Purdue	86-105	L
2/7/70....	Wisconsin	79-89	L
2/10/70....	Ohio State	66-89	L
2/14/70....	Iowa (-14)	77-103	L
2/21/70....	Indiana	78-66	W
2/24/70....	Illinois	67-74	L
2/28/70....	Ohio State	82-80	W
3/3/70....	Purdue	98-101	L
3/7/70....	Illinois	81-76	W
* Utah Classic (Salt Lake City, Utah - 2nd place)			
** Far West Classic (Portland, Ore. - 8th place)			

1970-71

(10-14 Overall; 4-10 - T-7th Big Ten)

Date	Opponent	MSU-Opp	W/L
12/1/70....	Northern Illinois	75-76	L
12/5/70....	Toledo	72-62 ot.	W
12/12/70....	Western Michigan	97-85	W
12/14/70....	Butler	99-75	W

12/18/70....	*New Mexico	73-69	W
12/19/70....	*Rutgers	81-71	W
12/22/70....	Central Michigan	85-74	W
12/29/70....	**USC (-4)	63-88	L
12/30/70....	**Tennessee (-10)	70-81	L
1/9/71....	Illinois	61-89	L
1/12/71....	Iowa	84-81	W
1/16/71....	Illinois	67-69	L
1/26/71....	Notre Dame (-7)	80-104	L
1/30/71....	Ohio State	82-70	W
2/6/71....	Ohio State	76-87	L
2/9/71....	Indiana	70-71	L
2/13/71....	Minnesota	86-97	L
2/16/71....	Indiana	76-90	L
2/20/71....	Wisconsin	97-78	W
2/27/71....	Purdue	70-100	L
3/2/71....	Purdue	60-65	L
3/6/71....	Michigan	63-88	L
3/8/71....	Minnesota	73-71	W
3/13/71....	Northwestern	67-85	L
* Lobo Invitational (Albuquerque, N.M. - 1st place)			
** Trojan Invitational (Los Angeles, Calif. - 4th place)			

1971-72

(13-11 Overall; 6-8 - T-5th Big Ten)

Date	Opponent	MSU-Opp	W/L
12/1/71....	Missouri	67-77	L
12/4/71....	South Alabama	87-72	W
12/11/71....	Western Michigan	66-65	W
12/13/71....	Kentucky (-7)	91-85	W
12/17/71....	*Colorado State	67-63	W
12/18/71....	*Tennessee	61-85	L
12/20/71....	Butler	77-71	W
12/27/71....	**Texas A&M	67-65	W
12/28/71....	*Houston	73-106	L
1/8/72....	Michigan	75-83	L
1/11/72....	Wisconsin	83-76	W
1/18/72....	Northwestern	69-76 ot.	L
1/22/72....	Minnesota (-17)	57-67	L
1/29/72....	Indiana	83-73	W
2/1/72....	Notre Dame	98-74	W
2/5/72....	Indiana	69-83	L
2/8/72....	Illinois	89-79	W
2/12/72....	Iowa	100-91	W
2/19/72....	Purdue	68-92	L
2/26/72....	Iowa	98-102	L
2/29/72....	Wisconsin	74-101	L
3/4/72....	Michigan (-16)	96-92	W
3/7/72....	Ohio State	73-92	L
3/11/72....	Northwestern	57-54	W
* Volunteer Classic (Knoxville, Tenn. - 2nd place)			
** Bluebonnet Classic (Houston, Texas - 2nd place)			

1972-73

(13-11 Overall; 6-8 - T-6th Big Ten)

Date	Opponent	MSU-Opp	W/L
11/28/72....	Toledo	98-96	W
12/2/72....	Kentucky (-8)	66-75	L
12/9/72....	South Carolina	64-83	L
12/16/72....	Western Michigan	76-73	W
12/19/72....	Central Michigan	96-74	W
12/29/72....	*Rochester	103-61	W
12/30/72....	*Arizona State	83-74	W
1/2/73....	*Mississippi State	90-82	W
1/3/73....	**South Alabama	86-78	W
1/6/73....	Northwestern	90-77	W
1/13/73....	Michigan	71-78	L
1/15/73....	Iowa	76-74	W
1/20/73....	Wisconsin	80-93	L
1/22/73....	Indiana (-16)	89-97	L
1/27/73....	Minnesota (-8)	77-93	L



YEAR-BY-YEAR RESULTS

2/3/73.....Iowa.....	94-89.....W
2/7/73.....Notre Dame.....	72-85.....L
2/10/73.....Michigan.....	81-97.....L
2/17/73.....Purdue.....	84-88.....L
2/19/73.....Indiana (-11).....	65-75.....L
2/24/73.....Illinois.....	71-81.....L
2/26/73.....Ohio State.....	87-83.....W
3/3/73.....Northwestern.....	86-72.....W
3/10/73.....Wisconsin.....	79-78.....W

* Kodak Classic (Rochester, N.Y. - 1st place)

** Senior Bowl Classic (Mobile, Ala. - 1st place)

1973-74

(13-11 Overall; 8-6 - T-4th Big Ten)

Date.....	Opponent.....	MSU-Opp.....	W/L
12/1/73.....	Central Michigan.....	78-70.....	W
12/8/73.....	South Carolina.....	63-74.....	L
12/10/73.....	Eastern Michigan.....	91-69.....	W
12/12/73.....	Northern Michigan.....	91-63.....	W
12/15/73.....	Western Michigan.....	85-76.....	W
12/18/73.....	Toledo.....	51-79.....	L
12/22/73.....	Detroit.....	71-73.....	ot.....L
12/28/73.....	*Boston College.....	81-94.....	L
12/29/73.....	*Holy Cross.....	95-85.....	W
1/5/74.....	Purdue.....	77-77.....	L
1/12/74.....	Ohio State.....	83-75.....	W
1/14/74.....	Illinois.....	90-82.....	W
1/19/74.....	*Michigan (-14).....	82-84.....	L
1/21/74.....	Iowa.....	95-86.....	W
1/26/74.....	Minnesota.....	67-66.....	W
1/28/74.....	Illinois.....	93-82.....	W
2/2/74.....	Purdue.....	76-74.....	W
2/4/74.....	Notre Dame (-J3).....	89-91.....	L
2/11/74.....	Ohio State.....	75-67.....	ot.....W
2/16/74.....	Minnesota.....	50-56.....	L
2/23/74.....	Northwestern.....	73-70.....	W
2/25/74.....	Indiana (-10).....	85-91.....	L
3/2/74.....	Wisconsin.....	80-87.....	L
3/9/74.....	*Michigan (-16).....	87-103.....	L

* Maryland Tournament (College Park, Md. - 2nd Place)

1974-75

(17-9 Overall; 10-8 - 5th Big Ten)

Date.....	Opponent.....	MSU-Opp.....	W/L
12/2/74.....	Central Michigan.....	82-78.....	W
12/7/74.....	Eastern Michigan.....	92-60.....	W
12/14/74.....	Western Michigan.....	62-59.....	W
12/16/74.....	Northern Michigan.....	91-59.....	W
12/20/74.....	*San Francisco.....	86-78.....	W
12/21/74.....	*Long Beach State.....	62-74.....	L
12/23/74.....	Detroit.....	72-69.....	W
1/2/75.....	Purdue (-18).....	86-93.....	L
1/4/75.....	Indiana (-12).....	55-107.....	L
1/6/75.....	Ohio State.....	88-84.....	W
1/11/75.....	Michigan (-11).....	86-78.....	W
1/18/75.....	Minnesota (-16).....	71-82.....	L
1/20/75.....	Iowa.....	79-83.....	L
1/25/75.....	Wisconsin.....	105-87.....	W
1/27/75.....	Northwestern.....	54-50.....	W
2/1/75.....	Illinois.....	75-60.....	W
2/3/75.....	Ohio State.....	101-83.....	W
2/5/75.....	Notre Dame (-16).....	76-73.....	W
2/8/75.....	Michigan.....	84-96.....	L
2/15/75.....	Minnesota.....	86-81.....	ot.....W
2/17/75.....	Iowa.....	90-78.....	W
2/22/75.....	Wisconsin.....	96-103.....	L
2/24/75.....	Northwestern.....	66-67.....	L
3/1/75.....	Illinois.....	96-82.....	W
3/3/75.....	Purdue.....	84-82.....	W
3/8/75.....	Indiana (-11).....	79-94.....	L

* Cable Car Classic (San Francisco, Calif. - 2nd place)

1975-76

(14-13 Overall; 10-8 - 4th Big Ten)

Date.....	Opponent.....	MSU-Opp.....	W/L
12/1/75.....	Central Michigan.....	69-61.....	W
12/6/75.....	Eastern Michigan.....	79-85.....	L
12/8/75.....	*Canisius.....	83-68.....	W
12/13/75.....	Western Michigan.....	68-78.....	L
12/16/75.....	Northern Michigan.....	81-65.....	W
12/20/75.....	North Carolina St. (-9).....	75-95.....	L
12/22/75.....	Detroit.....	82-85.....	L
12/29/75.....	*Southern Mississippi.....	89-77.....	W
12/30/75.....	*Virginia Commonwealth.....	75-80.....	L
1/3/76.....	Wisconsin.....	63-70.....	L
1/5/76.....	Iowa.....	105-88.....	W
1/8/76.....	Northwestern.....	89-105.....	L
1/10/76.....	Ohio State.....	92-82.....	W
1/12/76.....	Indiana (-11).....	57-69.....	L
1/17/76.....	Michigan (-16).....	63-66.....	L
1/24/76.....	Illinois.....	74-63.....	W
1/26/76.....	Purdue.....	66-65.....	W
1/31/76.....	Minnesota.....	75-63.....	W
2/2/76.....	Northwestern.....	91-71.....	W
2/7/76.....	Ohio State.....	83-82.....	ot.....W
2/9/76.....	Indiana (-11).....	70-85.....	L
2/14/76.....	Michigan (-16).....	64-81.....	L
2/21/76.....	Illinois.....	69-59.....	W
2/23/76.....	Purdue.....	89-76.....	W
2/28/76.....	Minnesota.....	61-71.....	L
3/1/76.....	Iowa.....	93-88.....	W
3/6/76.....	Wisconsin.....	82-86.....	L

*VCU Invitational (Richmond, Va. - 2nd place)



JUD HEATHCOTE

1976-95
340-220 (.607)

Jud Heathcote arrived at Michigan State in 1976 as an unknown from the west coast and left in 1995 as one of the most respected and admired coaches not only in MSU history, but also in college basketball. Heathcote came to MSU from the University of Montana, where he had a career record of 80-53 with two Big Sky Championships. It took him just two seasons to return the Spartan program to greatness. In 1977-78, his team finished with a 25-5 overall record and won the Big Ten title. A year later, his 1978-79 squad captured the first NCAA National Championship in school history along with a Big Ten title. He also had the honor of coaching one of the top duos in Spartan history: Magic Johnson and Greg Kelsey. Heathcote's teams remained in the top half of the Big Ten for most of the 1980s, before returning to the top spot in 1990. Heathcote remained strong to the end of his career, finishing second in the Big Ten in his final season. After 19 seasons, he retired in 1995 with a career mark of 340-220, including three Big Ten Titles and one National Championship. In 2001, Heathcote was honored by the National Association of Basketball Coaches with the Golden Anniversary Award for 50 years of service to college basketball. He is also a 2001 inductee to the MSU Athletics Hall of Fame.

1976-77

(12-15 Overall; 9-9 - 5th Big Ten)

Date.....	Opponent.....	MSU-Opp.....	W/L
11/29/76.....	Central Michigan.....	76-81.....	L
12/4/76.....	Western Michigan.....	73-74.....	L
12/6/76.....	North Carolina (-9).....	58-81.....	L
12/11/76.....	Eastern Michigan.....	54-52.....	ot.....W
12/15/76.....	Detroit.....	94-99.....	L
12/18/76.....	Canisius.....	82-59.....	W
12/20/76.....	North Carolina State.....	78-60.....	W
12/29/76.....	*Holy Cross.....	61-70.....	L
12/30/76.....	*Jacksonville.....	63-65.....	L
1/6/77.....	Wisconsin.....	84-61.....	W
1/8/77.....	Northwestern.....	68-70.....	L
1/15/77.....	Michigan (-16).....	70-83.....	L
1/17/77.....	Indiana.....	61-60.....	W
1/20/77.....	Illinois.....	67-58.....	W
1/22/77.....	Purdue (-19).....	70-76.....	L
1/24/77.....	Minnesota (-11).....	70-75.....	W(F)
1/27/77.....	Northwestern.....	58-66.....	L
1/29/77.....	Wisconsin.....	83-87.....	3ot.....L
2/5/77.....	Indiana.....	79-81.....	L
2/7/77.....	Iowa.....	79-87.....	L
2/12/77.....	Ohio State.....	71-57.....	W
2/17/77.....	Minnesota (-12).....	77-99.....	W(F)
2/19/77.....	Iowa.....	81-79.....	W
2/26/77.....	Michigan (-13).....	65-69.....	ot.....L
2/28/77.....	Ohio State.....	80-79.....	W
3/3/77.....	Purdue.....	69-78.....	L
3/5/77.....	Illinois.....	62-61.....	W

* Gator Bowl Tournament (Jacksonville, Fla. - 4th place)

1977-78

NCAA Tournament
Big Ten Champions
#4 AP/#5 UPI

(25-5 Overall; 15-3 - 1st Big Ten)

Date.....	Opponent.....	MSU-Opp.....	W/L
11/28/77.....	Central Michigan.....	68-61.....	W
12/2/77.....	*Rhode Island.....	92-64.....	W
12/3/77.....	*Syracuse (-12).....	67-75.....	L
12/8/77.....	Wichita State.....	84-57.....	W
12/10/77.....	Western Michigan.....	79-57.....	W
12/19/77.....	Middle Tenn. State.....	72-51.....	W
12/21/77.....	Detroit (-15).....	103-74.....	W
12/29/77.....	*Southern Methodist.....	95-69.....	W
12/30/77.....	*New Hampshire.....	102-65.....	W
1/5/78.....	Minnesota (18/-).....	87-83.....	W
1/7/78.....	Wisconsin (18/-).....	74-63.....	W
1/12/78.....	Illinois (12/-).....	82-70.....	W
1/14/78.....	Northwestern (12/-).....	67-63.....	W
1/19/78.....	Purdue (10/-).....	60-51.....	W
1/21/78.....	Iowa (10/-).....	68-58.....	W
1/28/78.....	Ohio State (7/-).....	70-60.....	W
1/30/78.....	Indiana (7/-).....	66-71.....	L
2/2/78.....	Michigan (7/-).....	63-65.....	L
2/4/78.....	Indiana (7/-).....	68-59.....	W
2/9/78.....	Iowa (10/-).....	71-70.....	W
2/11/78.....	Michigan (10/-).....	73-62.....	W
2/16/78.....	Purdue (10/-).....	80-99.....	L
2/18/78.....	Ohio State (10/-).....	79-74.....	W
2/23/78.....	Northwestern (10/-).....	66-56.....	W
2/25/78.....	Illinois (10/-).....	89-67.....	W
3/2/78.....	Wisconsin (9/-).....	89-75.....	W
3/4/78.....	Minnesota (9/-).....	71-70.....	W
3/11/78.....	*Providence (6/-).....	77-63.....	W
3/16/78.....	*%Western Kentucky (4/-).....	90-69.....	W
3/18/78.....	*%Kentucky (4/-).....	49-52.....	L

* Carrier Classic (Syracuse, N.Y. - 2nd place)

** Old Dominion Classic (Norfolk, Va. - 1st place)

NCAA Tournament (Indianapolis, Ind.)

% NCAA Tournament (Dayton, Ohio)

YEAR-BY-YEAR RESULTS

1978-79

NATIONAL CHAMPIONS

Big Ten Champions

#3 AP/#4 UPI

(26-6 Overall; 13-5 - T-1st Big Ten)

Date.....	Opponent.....	MSU-Opp.....	W/L
11/21/78.....	Central Michigan (7/1).....	71-54.....	W
12/9/78.....	Cal State Fullerton (4/1).....	92-89.....	W
12/13/78.....	Western Michigan (3/1).....	109-69.....	W
12/16/78.....	North Carolina (3/13).....	69-70.....	L
12/19/78.....	Cincinnati (5/-).....	63-52.....	W
12/28/78.....	#Washington State (4/-).....	98-52.....	W
12/29/78.....	#Oregon State (4/-).....	65-57.....	W
12/30/78.....	Indiana (4/-).....	74-57.....	W
1/4/79.....	Wisconsin (1/-).....	84-55.....	W
1/6/79.....	Minnesota (1/-).....	69-62.....	W
1/11/79.....	Illinois (1/4).....	55-57.....	L
1/13/79.....	Purdue (1/-).....	50-52.....	L
1/18/79.....	Indiana (6/-).....	82-58.....	W
1/20/79.....	Iowa (6/-).....	83-72 ot.....	W
1/25/79.....	Michigan (4/-).....	48-49.....	L
1/27/79.....	Northwestern (4/-).....	65-83.....	L
2/1/79.....	Ohio State (4/13).....	84-79 ot.....	W
2/3/79.....	Northwestern (4/-).....	61-50.....	W
2/4/79.....	Kansas (4/-).....	85-61.....	W
2/8/79.....	Iowa (10/15).....	60-57.....	W
2/10/79.....	Ohio State (10/13).....	73-57.....	W
2/15/79.....	Indiana (8/-).....	59-47.....	W
2/17/79.....	Michigan (8/-).....	80-57.....	W
2/22/79.....	Purdue (7/18).....	73-67.....	W
2/24/79.....	Illinois (7/1).....	76-62.....	W
3/1/79.....	Minnesota (4/-).....	76-63.....	W
3/3/79.....	Wisconsin (4/-).....	81-83.....	L
3/11/79.....	Lamar (4/-).....	95-64.....	W
3/16/79.....	*Louisiana State (3/7).....	87-71.....	W
3/18/79.....	**Notre Dame (3/4).....	80-68.....	W
3/24/79.....	%Pennsylvania (3/1).....	101-67.....	W
3/26/79.....	%Indiana State (3/4).....	75-64.....	W
# Far West Classic (Portland, Ore. - 1st place)			
I played at Pontiac Silverdome			
* NCAA Tournament (Murfreesboro, Tenn.)			
% NCAA Tournament (Indianapolis, Ind.)			
% NCAA Final Four (Salt Lake City, Utah)			

1979-80

(12-15 Overall; 6-12 - 9th Big Ten)

Date.....	Opponent.....	MSU-Opp.....	W/L
11/30/79.....	*Princeton.....	60-46.....	W
12/1/79.....	*St. John's (-/16).....	73-88.....	L
12/6/79.....	Long Beach State.....	87-73.....	W
12/10/79.....	Portland State.....	88-54.....	W
12/14/79.....	Wichita State.....	54-55.....	L
12/18/79.....	Central Michigan.....	95-76.....	W
12/20/79.....	Detroit.....	63-57.....	L
12/28/79.....	**Weber State.....	61-63.....	L
12/29/79.....	**Loyola Marymount.....	82-65.....	W
1/3/80.....	Purdue (-/8).....	73-74.....	L
1/5/80.....	Minnesota.....	80-93.....	L
1/10/80.....	Northwestern.....	61-65.....	L
1/12/80.....	Indiana (-/19).....	64-72.....	L
1/17/80.....	Wisconsin.....	62-61.....	W
1/19/80.....	Iowa (-/13).....	75-67.....	W
1/24/80.....	Michigan.....	59-58 ot.....	L
1/26/80.....	Illinois.....	65-74.....	L
1/31/80.....	Ohio State (-/6).....	74-54.....	W
2/2/80.....	Illinois.....	68-59.....	W
2/7/80.....	Iowa.....	39-44 ot.....	L
2/9/80.....	Ohio State (-/13).....	59-71.....	L
2/14/80.....	Wisconsin.....	66-80.....	L
2/16/80.....	Michigan.....	82-74.....	W
2/21/80.....	Indiana (-/19).....	72-75.....	L

2/23/80.....	Northwestern.....	73-75 3ot.....	L
2/28/80.....	Minnesota.....	73-87.....	L
3/1/80.....	*Purdue (-/18).....	73-91.....	L
* Lapchick Memorial Tournament (Jamaica, N.Y. - 2nd place)			
** Las Vegas Holiday Classic (Las Vegas, Nev. - 3rd place)			

1980-81

(13-14 Overall; 7-11 - 8th Big Ten)

Date.....	Opponent.....	MSU-Opp.....	W/L
11/28/80.....	*Western Michigan.....	89-77.....	W
11/29/80.....	*Central Michigan.....	66-89.....	L
12/4/80.....	Long Beach State.....	71-60.....	W
12/6/80.....	Fullerton State.....	58-42.....	W
12/12/80.....	Eastern Michigan.....	73-63.....	W
12/16/80.....	Brigham Young (-/18).....	50-82.....	L
12/19/80.....	*Utah State.....	70-74.....	L
12/20/80.....	**Providence.....	77-76.....	W
12/27/80.....	St. Joseph.....	71-67.....	W
1/8/81.....	Indiana.....	43-55.....	L
1/10/81.....	Iowa (-/11).....	57-65.....	L
1/15/81.....	Minnesota (-/20).....	77-86.....	L
1/17/81.....	Northwestern.....	84-70.....	W
1/22/81.....	Wisconsin.....	62-63.....	L
1/24/81.....	Purdue.....	74-68.....	W
1/29/81.....	Illinois.....	70-71.....	L
1/31/81.....	Ohio State.....	60-54.....	W
2/5/81.....	Michigan (-/14).....	77-79 ot.....	L
2/7/81.....	Ohio State.....	61-73.....	L
2/12/81.....	Purdue.....	48-63.....	L
2/14/81.....	Michigan (-/13).....	70-66.....	W
2/19/81.....	Wisconsin.....	74-65.....	W
2/21/81.....	Illinois (-/15).....	62-82.....	L
2/26/81.....	Northwestern.....	74-61.....	W
2/28/81.....	Minnesota.....	89-92 2ot.....	L
3/5/81.....	Iowa (-/8).....	71-70 ot.....	W
3/7/81.....	Indiana (-/14).....	48-69.....	L
* Spartan Cutlass Classic (2nd place)			
** Industrial National Classic (Providence, R.I. - 3rd place)			

1981-82

(12-16 Overall; 7-11 - T-7th Big Ten)

Date.....	Opponent.....	MSU-Opp.....	W/L
11/27/81.....	*Central Michigan.....	89-70.....	W
11/28/81.....	*Western Michigan.....	79-83.....	L
12/2/81.....	Detroit.....	65-62 ot.....	W
12/5/81.....	Kansas.....	56-74.....	L
12/12/81.....	Cincinnati.....	45-56.....	L
12/15/81.....	UW-Green Bay.....	49-48 ot.....	W
12/19/81.....	Marshall.....	101-82.....	W
12/28/81.....	**North Carolina St.....	46-67.....	L
12/29/81.....	*Cal State Fullerton.....	51-50 ot.....	W
12/30/81.....	*Hawaii.....	61-62.....	L
1/7/82.....	Indiana.....	65-58.....	W
1/9/82.....	Minnesota (-/6).....	58-64.....	L
1/14/82.....	Purdue.....	47-53.....	L
1/16/82.....	Illinois.....	51-55.....	L
1/21/82.....	Michigan.....	64-62.....	W
1/23/82.....	Wisconsin.....	68-58.....	W
1/28/82.....	Iowa (-/6).....	56-57.....	L
1/30/82.....	Northwestern.....	64-61.....	W
2/4/82.....	Ohio State.....	49-50 ot.....	W
2/6/82.....	Northwestern.....	43-48.....	L
2/11/82.....	Michigan.....	66-55.....	W
2/13/82.....	Ohio State.....	46-51.....	L
2/18/82.....	Iowa (-/7).....	53-59.....	L
2/20/82.....	Wisconsin.....	60-65.....	W(F)
2/25/82.....	Illinois.....	56-47.....	W
2/27/82.....	Purdue.....	49-51.....	L
3/4/82.....	Minnesota (-/7).....	51-54.....	L
3/6/82.....	Indiana.....	58-74.....	L
* Spartan Cutlass Classic (2nd place)			
** Rainbow Classic (Honolulu, Hawaii - 6th place)			

1982-83

(17-13 Overall; 9-9 - T-6th Big Ten)

Date.....	Opponent.....	MSU-Opp.....	W/L
11/26/82.....	*Western Michigan.....	72-65.....	W(F)
11/27/82.....	*Central Michigan.....	62-47.....	W
11/29/82.....	Boise State.....	71-59.....	W
12/4/82.....	Brigham Young.....	63-55.....	W
12/11/82.....	*North Carolina St. (-/18).....	41-45.....	L
12/13/82.....	Cincinnati.....	70-69.....	W
12/18/82.....	Detroit.....	75-72 ot.....	W
12/21/82.....	Cleveland State.....	95-56.....	W
12/28/82.....	**S.W. Louisiana.....	66-71.....	L
12/29/82.....	**Tulane.....	58-81.....	L
1/5/83.....	Iowa (-/8).....	61-59.....	W
1/8/83.....	Northwestern.....	51-62.....	L
1/13/83.....	Wisconsin.....	86-66.....	W
1/15/83.....	Minnesota (-/17).....	67-69.....	L
1/20/83.....	Indiana (-/2).....	85-89.....	L
1/22/83.....	Ohio State.....	69-74.....	L
1/27/83.....	Illinois.....	71-78.....	L
1/29/83.....	Purdue.....	83-67.....	W
2/5/83.....	Michigan.....	70-65.....	W
2/12/83.....	Michigan.....	67-74.....	L
2/17/83.....	Purdue.....	55-61.....	L
2/19/83.....	Illinois.....	61-69.....	L
2/24/83.....	Ohio State (-/15).....	101-94 3ot.....	W
2/26/83.....	Indiana (-/4).....	62-54.....	W
3/3/83.....	Minnesota.....	79-67.....	W
3/5/83.....	Wisconsin.....	91-65.....	W
3/9/83.....	Northwestern.....	63-58.....	W
3/12/83.....	Iowa.....	57-75.....	L
3/18/83.....	*Bowling Green St.....	72-71.....	W
3/21/83.....	*Fresno State.....	58-72.....	L

* Spartan Cutlass Classic (1st place)

** Sugar Bowl Tournament (New Orleans, La. - 4th place)

National Invitation Tournament (East Lansing)

1983-84

(16-12 Overall; 9-9 - 5th Big Ten)

Date.....	Opponent.....	MSU-Opp.....	W/L
11/25/83.....	*Central Michigan (12/-).....	73-52.....	W
11/26/83.....	*Western Michigan (12/-).....	81-52.....	W
12/1/83.....	St. Peter's (11/-).....	66-73.....	L
12/3/83.....	Illinois-Chicago (11/-).....	99-82.....	W
12/12/83.....	Cleveland State (17/-).....	71-62.....	W
12/15/83.....	Brooklyn (17/-).....	85-72.....	W
12/22/83.....	Missouri.....	66-79.....	L
12/28/83.....	**Alabama.....	69-81.....	L
12/29/83.....	*Nebraska.....	58-45.....	W
1/4/84.....	Iowa.....	73-72.....	W
1/7/84.....	Northwestern.....	69-76.....	L
1/12/84.....	Wisconsin.....	74-81.....	W(F)
1/14/84.....	Minnesota.....	61-69.....	L
1/19/84.....	Indiana.....	62-70 ot.....	L
1/21/84.....	Ohio State.....	68-82.....	L
1/26/84.....	Illinois (-/9).....	40-46.....	L
1/28/84.....	Purdue.....	54-72.....	L
2/2/84.....	Michigan.....	72-67.....	W
2/5/84.....	Oregon State.....	56-55.....	W
2/11/84.....	Michigan.....	61-71.....	L
2/16/84.....	Purdue (-/11).....	63-53.....	W
2/19/84.....	Illinois (-/7).....	53-70.....	L
2/22/84.....	Ohio State.....	70-86.....	L
2/26/84.....	Indiana.....	57-54.....	W
3/1/84.....	Minnesota.....	83-62.....	W
3/3/84.....	Wisconsin.....	78-59.....	W
3/8/84.....	Northwestern.....	63-55.....	W
3/11/84.....	Iowa.....	51-44.....	W

* Spartan Cutlass Classic (1st place)

** Cotton States Classic (Atlanta, Ga. - 3rd place)



YEAR-BY-YEAR RESULTS

1984-85

NCAA Tournament

#20 UPI

(19-10 Overall; 10-8 - T-5th Big Ten)

Date.....	Opponent.....	MSU-Opp.....	W/L
11/24/84.	Canisius.....	80-71.....	W
11/30/84.	**Western Michigan.....	77-61.....	W
12/1/84.....	**Army.....	76-64.....	W
12/10/84.	St. Peter's.....	50-38.....	W
12/12/84.	Western Illinois.....	93-61.....	W
12/15/84.	Missouri.....	79-61.....	W
12/18/84.	George Washington.....	68-54.....	W
12/22/84.	Illinois-Chicago.....	81-60.....	W
12/28/84.	#Boston College.....	78-82.....	L
12/29/84.	#San Diego State.....	77-61.....	W
1/3/85.....	Ohio State.....	82-79.....	W
1/5/85.....	Indiana (-12).....	68-61.....	W
1/10/85.....	Purdue (17-1).....	81-72.....	W
1/12/85.....	Illinois (17/15).....	63-75.....	L
1/17/85.....	Iowa (19/-).....	65-79.....	L
1/19/85.....	Minnesota (19/-).....	75-81.....	L
1/24/85.....	Michigan (-18).....	75-86.....	L
1/31/85.....	Wisconsin.....	77-68.....	W
2/2/85.....	Northwestern.....	68-54.....	W
2/7/85.....	Illinois (-19).....	64-56.....	W
2/9/85.....	Purdue.....	65-66.....	L
2/13/85.....	Minnesota.....	64-73.....	L
2/16/85.....	Iowa (-11).....	57-55.....	W
2/23/85.....	Michigan (-13).....	73-75.....	L
2/27/85.....	Northwestern.....	61-47.....	W
3/2/85.....	Wisconsin.....	82-63.....	W
3/7/85.....	Indiana.....	68-58.....	W
3/9/85.....	Ohio State.....	79-90.....	L
3/15/85.....	*Alabama-Birmingham.....	68-70.....	L

* NCAA Tournament (Houston, Texas)

** Spartan Clutlass Classic (1st place)

Cabrillo Classic (San Diego, Calif. - 3rd place)

1985-86

NCAA Tournament

#18 AP/#18 UPI/#12 USA Today

(23-8 Overall; 12-6 - 3rd Big Ten)

Date.....	Opponent.....	MSU-Opp.....	W/L
11/23/85.	Western Illinois.....	98-63.....	W
11/26/85.	Maine.....	89-58.....	W
11/29/85.	**Central Michigan.....	103-60.....	W
11/30/85.	**Western Michigan.....	84-64.....	W
12/4/85.....	George Washington.....	87-61.....	W
12/7/85.....	Canisius.....	90-61.....	W
12/14/85.	Iowa State.....	80-82.....	W
12/21/85.	Illinois-Chicago.....	99-74.....	W
12/27/85.	#Massachusetts.....	93-45.....	W
12/28/85.	#New Mexico.....	76-61.....	W
12/28/85.	Ohio State.....	73-84.....	L
1/5/86.....	Indiana (-15).....	77-74.....	W
1/9/86.....	Purdue (-20).....	83-88.....	L
1/12/86.....	Illinois (-18).....	58-51.....	W
1/16/86.....	Iowa.....	71-82.....	L
1/18/86.....	Minnesota.....	71-76.....	L
1/25/86.....	Michigan (-16).....	91-79.....	W
1/30/86.....	Wisconsin.....	83-81.....	W
2/1/86.....	Northwestern.....	97-69.....	W
2/6/86.....	Illinois.....	84-80.....	W
2/8/86.....	Purdue.....	82-88.....	L
2/13/86.....	Iowa.....	83-73.....	W
2/15/86.....	Minnesota.....	76-66.....	W
2/20/86.....	Michigan (19/7).....	74-59.....	W
2/27/86.....	Northwestern (17/-).....	82-48.....	W
3/2/86.....	Wisconsin (17/-).....	84-71.....	W
3/5/86.....	Indiana (17/16).....	79-97.....	L
3/8/86.....	Ohio State (17/-).....	91-81.....	W
3/13/86.....	*Washington (18/-).....	72-70.....	W

3/15/86..... * Georgetown (18/13)..... 80-68..... W

3/21/86..... @ Kansas (18/2)..... 86-96..... W

* NCAA Tournament (Dayton, Ohio)

@ NCAA Tournament (Kansas City, Kan.)

** Spartan Clutlass Classic - (1st place)

Lobo Classic (Albuquerque, N.M. - 1st place)

1986-87

(11-17 Overall; 6-12 - 7th Big Ten)

Date.....	Opponent.....	MSU-Opp.....	W/L
11/28/86.	* Eastern Michigan.....	99-83.....	W
11/29/86.	* Navy.....	90-91.....	L
12/2/86.....	Brooklyn.....	80-62.....	W
12/4/86.....	Maine.....	81-84.....	L
12/6/86.....	George Washington.....	77-62.....	W
12/13/86.	Iowa State.....	86-85.....	W
12/16/86.	Illinois-Chicago.....	65-74.....	L
12/20/86.	Texas Christian.....	47-66.....	L
12/29/86.	%Brigham Young.....	88-96.....	L
12/30/86.	%Wake Forest.....	71-62.....	W
1/3/87.....	Purdue (-12).....	72-87.....	L
1/5/87.....	Illinois (-16).....	72-79.....	L
1/8/87.....	Indiana (-14).....	60-79.....	L
1/10/87.....	Ohio State.....	90-80.....	W
1/15/87.....	Michigan.....	70-74.....	L
1/22/87.....	Wisconsin.....	81-78.....	W
1/26/87.....	Northwestern.....	65-67.....	L
1/29/87.....	Iowa (-12).....	75-89.....	L
1/31/87.....	Minnesota.....	72-60.....	W
2/4/87.....	Indiana (-12).....	80-84.....	L
2/9/87.....	Ohio State.....	72-90.....	L
2/15/87.....	Michigan.....	90-81.....	W
2/19/87.....	Northwestern.....	96-71.....	W
2/21/87.....	Wisconsin.....	63-65.....	L
2/26/87.....	Iowa (-17).....	64-93.....	L
2/28/87.....	Minnesota.....	77-67.....	W
3/4/87.....	Purdue (-13).....	59-69.....	L
3/7/87.....	Illinois.....	64-77.....	L

* Spartan Clutlass Classic (2nd place)

% Cable Car Classic (Santa Clara, Calif. - 3rd place)

1987-88

(10-18 Overall; 5-13 - 8th Big Ten)

Date.....	Opponent.....	MSU-Opp.....	W/L
11/27/87.	Detroit.....	65-63.....	W
12/2/87.....	Maine.....	87-44.....	W
12/5/87.....	George Washington.....	64-65.....	L
12/12/87.	Texas Christian.....	69-52.....	W
12/15/87.	Illinois-Chicago.....	78-64.....	W
12/17/87.	Eastern Michigan.....	80-84.....	W
12/19/87.	Austin Peay State.....	77-85.....	L
12/22/87.	San Jose State.....	82-68.....	W
12/29/87.	%Arizona (-11).....	58-78.....	L
12/30/87.	%Florida (-18).....	59-83.....	L
1/7/88.....	Wisconsin.....	72-78.....	W
1/9/88.....	Illinois (-19).....	62-77.....	L
1/14/88.....	Illinois-Chicago (-10).....	72-90.....	L
1/16/88.....	Indiana (-15).....	75-74.....	W
1/20/88.....	Purdue (-15).....	67-78.....	L
1/27/88.....	Minnesota.....	56-59.....	L
2/1/88.....	Ohio State.....	76-64.....	W
2/4/88.....	Northwestern.....	65-64.....	W
2/6/88.....	Iowa (-13).....	72-101.....	L
2/10/88.....	Purdue (-12).....	70-72.....	L
2/13/88.....	Illinois.....	65-83.....	L
2/18/88.....	Indiana.....	58-95.....	L
2/22/88.....	Michigan (-10).....	67-77.....	L
2/27/88.....	Ohio State.....	78-77.....	W
3/3/88.....	Iowa (-11).....	87-103.....	L
3/5/88.....	Minnesota.....	61-62.....	L
3/10/88.....	Northwestern.....	55-53.....	W
3/12/88.....	Wisconsin.....	69-71.....	L

% Fiesta Basketball Classic (Tucson, Ariz. - 4th place)

1988-89

(18-15 Overall; 6-12 - T-8th Big Ten)

Date.....	Opponent.....	MSU-Opp.....	W/L
11/28/88.	Furman.....	98-68.....	W
11/30/88.	Nebraska.....	77-75.....	W
12/10/88.	Bowling Green.....	89-72.....	W
12/13/88.	Illinois-Chicago.....	96-74.....	W
12/15/88.	Detroit.....	96-91.....	W
12/17/88.	Austin Peay.....	70-60.....	W
12/22/88.	Eastern Michigan.....	91-76.....	W
12/28/88.	%Colorado.....	60-57.....	W
12/29/88.	%Oregon State.....	58-63.....	L
12/30/88.	%Oregon.....	76-61.....	W
1/5/89.....	Iowa (-19).....	82-93.....	L
1/7/89.....	Illinois (-13).....	54-71.....	L
1/11/89.	Northwestern.....	64-62.....	W
1/14/89.	Ohio State (-18).....	81-83.....	L
1/21/89.	Indiana (-19).....	60-75.....	L
1/25/89.	Purdue.....	106-83.....	W
1/28/89.	Minnesota.....	73-64.....	W
2/2/89.....	Wisconsin.....	64-69.....	L
2/4/89.....	Michigan (-11).....	66-82.....	L
2/11/89.	Ohio State (-16).....	75-81.....	L
2/16/89.	Illinois (-15).....	56-75.....	L
2/18/89.	Purdue.....	63-87.....	L
2/23/89.	Indiana (-14).....	65-76.....	L
2/25/89.	Northwestern.....	80-65.....	W
2/27/89.	Michigan (-13).....	52-79.....	L
3/2/89.....	Iowa (-11).....	83-81.....	W
3/8/89.....	Minnesota.....	61-77.....	L
3/11/89.	Wisconsin.....	70-61.....	W
3/16/89.	#Kent State.....	83-69.....	W
3/20/89.	*Wichita State.....	79-67.....	W
3/22/89.	**Villanova.....	70-63.....	W
3/27/89.	%St. Louis.....	64-74.....	L
3/29/89.	%Ala-Birmingham.....	76-78.....	L

% Far West Classic (Portland, Ore. - 3rd place)

National Invitation Tournament (Detroit, Mich.)

* National Invitation Tournament (East Lansing)

** National Invitation Tournament (Philadelphia, Pa.)

% National Invitation Tournament (New York, N.Y.)

1989-90

NCAA Tournament

Big Ten Champions

#4 AP/#4 UPI/#7 USA Today

(28-6 Overall; 15-3 - 1st Big Ten)

Date.....	Opponent.....	MSU-Opp.....	W/L
11/24/89.	%Auburn.....	92-79.....	W
11/25/89.	%Texas A&M.....	87-75.....	W
11/27/89.	%Kansas State.....	73-68.....	W
11/29/89.	Nebraska.....	80-69.....	W
12/2/89.	Furman.....	84-63.....	W
12/9/89.	Austin Peay.....	88-76.....	W
12/12/89.	Illinois-Chicago (25/-).....	57-65.....	L
12/16/89.	Detroit (25/-).....	94-65.....	W
12/18/89.	Bowling Green (25/-).....	79-81.....	L
12/20/89.	Evansville (25/-).....	80-66.....	W
12/23/89.	Eastern Michigan (25/-).....	87-73.....	W
12/29/89.	#San Jose State.....	88-61.....	W
12/30/89.	#Princeton.....	51-49.....	W
1/6/90.....	Wisconsin.....	64-61.....	W
1/11/90.	Ohio State.....	78-68.....	W
1/13/90.	Iowa.....	87-80.....	W
1/18/90.	Illinois (-17).....	64-73.....	L
1/20/90.	Northwestern.....	91-80.....	W
1/24/90.	Indiana (-12).....	75-57.....	W
1/27/90.	Michigan (-17).....	63-65.....	L
2/1/90.....	Minnesota (-19).....	74-79.....	L
2/3/90.....	Purdue (-18).....	64-53.....	W
2/8/90.....	Wisconsin (23/-).....	60-57.....	W

YEAR-BY-YEAR RESULTS

2/10/90...	Ohio State (23/-)	84-75	W
2/12/90...	Iowa (23/-)	80-70	W
2/17/90...	Illinois (21/15)	70-63	W
2/25/90...	Indiana (15/25)	72-66	W
3/1/90...	Michigan (14/8)	78-70	W
3/3/90...	Minnesota (14/17)	75-73	W
3/8/90...	Northwestern (7/-)	84-68	W
3/11/90...	Purdue (7/10)	72-70	W
3/15/90...	\$Murray State (3/-)	75-71	W
3/17/90...	\$UC-Santa Barbara (3/-)	62-58	W
3/23/90...	& Georgia Tech (3/9)	80-81	L
% Great Alaska Shootout (Anchorage, Alaska - 1st place)			
% Oldsmobile Spartan Classic (1st place)			
% NCAA Tournament (Knoxville, Tenn.)			
& NCAA Tournament (New Orleans, La.)			

1990-91

NCAA Tournament

#14 AP/#22 UPI

(19-11 Overall; 11-7 - T-3rd Big Ten)

Date	Opponent	MSU-Opp	W/L
11/23/90...	Furman (4/-)	78-73	W
11/28/90...	Nebraska (5/-)	69-71	L
12/1/90...	Bowling Green (5/-)	85-98	L
12/8/90...	Detroit (19/-)	83-61	W
12/13/90...	Cincinnati (21/-)	65-63	W
12/15/90...	IUNLV (21/1)	75-95	L
12/18/90...	Evansville (24/-)	81-76	W
12/20/90...	Central Michigan (24/-)	74-61	W
12/28/90...	#George Mason (25/-)	97-72	W
12/29/90...	#Louisiana Tech (25/-)	77-62	W
1/3/91...	Michigan (23/-)	85-70	W
1/5/91...	Iowa (25/22)	66-79	L
1/10/91...	Wisconsin	65-50	W
1/12/91...	Northwestern	66-59	W
1/17/91...	Illinois	71-68	W
1/19/91...	Minnesota	73-64	W
1/23/91...	Purdue (22/-)	51-62	L
1/26/91...	Indiana (22/3)	63-97	L
1/31/91...	Ohio State (-/3)	75-61	W
2/7/91...	Iowa (25/-)	67-71	L
2/9/91...	Wisconsin (25/-)	78-84	2ot
2/14/91...	Northwestern	55-53	W
2/16/91...	Illinois	62-58	W
2/23/91...	Purdue	75-58	W
2/25/91...	Minnesota	74-72	W
2/28/91...	Indiana (-/5)	56-62	L
3/3/91...	Ohio State (-/2)	64-65	L
3/9/91...	Michigan	66-59	W
3/15/91...	\$UW-Green Bay	60-58	W
3/17/91...	\$Utah (-/10)	84-85	2ot

! played at Palace of Auburn Hills
% Oldsmobile Spartan Classic (1st place)
\$ NCAA Tournament (Tucson, Ariz.)

1991-92

NCAA Tournament

#14 AP/#11 UPI/#15 USA Today

(22-8 Overall; 11-7 - T-3rd Big Ten)

Date	Opponent	MSU-Opp	W/L
11/25/91...	%Lamar	81-68	W
11/26/91...	%Rice	75-67	W
11/27/91...	%Arkansas (-/2)	86-71	W
12/4/91...	Nebraska (22/-)	101-78	W
12/7/91...	Dayton (22/-)	83-74	W
12/14/91...	Detroit (1-13/-)	91-75	W
12/17/91...	Illinois-Chicago (12/-)	75-51	W
12/21/91...	Cincinnati (9/-)	90-89	W
12/27/91...	#Austin Peay St. (9/-)	82-71	W
12/28/91...	#Stanford (9/-)	72-62	W
1/7/92...	Ohio State (9/7)	46-62	L

1/11/92...	Illinois (9/-)	77-75	W
1/15/92...	Northwestern (11/-)	78-61	W
1/18/92...	Minnesota (11/-)	66-70	W
1/22/92...	Purdue (14/-)	66-61	W
1/29/92...	Michigan (13/15)	79-89	0t
2/1/92...	Indiana (13/4)	76-60	W
2/6/92...	Iowa (11/-)	63-77	L
2/8/92...	Wisconsin (11/-)	79-64	W
2/12/92...	Wisconsin (12/-)	76-61	W
2/15/92...	Michigan (12/17)	70-59	W
2/19/92...	Indiana (11/7)	73-103	L
2/22/92...	Purdue (11/-)	70-68	W
2/29/92...	Ohio State (12/8)	65-78	L
3/5/92...	Northwestern (13/-)	72-55	W
3/7/92...	Illinois (13/-)	71-80	L
3/11/92...	Minnesota (16/-)	66-57	W
3/15/92...	Iowa (16/-)	64-53	W
3/20/92...	\$SW Missouri St. (14/-)	61-54	W
3/22/92...	\$Cincinnati (14/12)	65-77	L

% Maui Invitational (Maui, Hawaii - 1st place)

% Oldsmobile Spartan Classic (1st place)

% NCAA Tournament (Dayton, Ohio)

1992-93

(15-13 Overall; 7-11 - T-8th Big Ten)

Date	Opponent	MSU-Opp	W/L
12/1/92...	Morehead State (18/-)	121-53	W
12/5/92...	#Louisville (18/12)	69-73	L
12/11/92...	!Stetson (24/-)	78-59	W
12/12/92...	!Loyola-Marymount (24/)	73-70	W
12/15/92...	Illinois-Chicago (23/-)	79-75	W
12/19/92...	Dayton (23/-)	65-60	W
12/29/92...	\$New Hampshire (17/-)	81-51	W
12/30/92...	\$Washington State (17/-)	77-61	W
1/2/93...	East Tennessee St. (17/-)	80-69	W
1/6/93...	Minnesota (14/-)	57-64	L
1/9/93...	Illinois (14/-)	59-52	L
1/13/93...	Ohio State (23/21)	77-60	W
1/16/93...	Northwestern (23/-)	80-75	W
1/23/93...	Wisconsin (21/-)	66-67	L
1/28/93...	Iowa (-/11)	90-96	0t
1/30/93...	Purdue (-/14)	72-64	W
2/2/93...	Michigan (25/7)	69-73	L
2/6/93...	Minnesota (25/-)	75-63	W
2/10/93...	Illinois	80-83	W
2/13/93...	Ohio State	81-66	W
2/17/93...	Northwestern	81-55	W
2/24/93...	Wisconsin	62-65	L
2/27/93...	Iowa (-/18)	64-66	L
3/3/93...	Purdue (-/24)	58-61	L
3/7/93...	Michigan (-/4)	81-87	0t
3/10/93...	Indiana (-/2)	68-99	L
3/13/93...	Penn State	70-53	W
3/17/93...	& Oklahoma	86-88	L

played at Joe Louis Arena, Detroit
! Los Angeles Classic (Los Angeles, Calif. - 1st place)
\$ Oldsmobile Spartan Classic (1st place)
& National Invitation Tournament (Norman, Okla.)

1993-94

NCAA Tournament

(20-12 Overall; 10-8 - T-4th Big Ten)

Date	Opponent	MSU-Opp	W/L
11/26/93...	!Pacific	83-64	W
11/27/93...	!Washington State	71-76	L
11/28/93...	!East Tennessee State	92-69	W
12/4/93...	Louisville (-/11)	68-77	L
12/7/93...	Cleveland State	90-76	W
12/9/93...	East Tennessee State	107-81	W
12/12/93...	Detroit	74-63	W
12/14/93...	Illinois-Chicago	90-77	W
12/18/93...	Nebraska	81-85	L

12/21/93...	Tennessee	69-60	W
12/28/93...	%Bowling Green	62-49	W
12/29/93...	%Cornell	83-69	W
1/5/94...	Michigan (-/13)	64-75	L
1/8/94...	Illinois (-/21)	79-74	W
1/12/94...	Purdue (-/9)	77-89	L
1/15/94...	Northwestern	67-46	W
1/19/94...	Wisconsin (-/14)	70-60	W
1/22/94...	Minnesota (-/20)	66-68	L
1/26/94...	Ohio State	77-71	W
1/29/94...	Iowa	87-84	W
2/2/94...	Wisconsin (-/16)	62-87	L
2/5/94...	Michigan (-/13)	51-59	L
2/9/94...	Illinois	64-72	L
2/12/94...	Purdue (-/10)	70-74	L
2/17/94...	Northwestern	60-55	W
2/23/94...	Minnesota (-/20)	85-68	W
2/26/94...	Ohio State	75-60	W
3/2/94...	Iowa	80-72	W
3/9/94...	Indiana (-/18)	94-78	W
3/12/94...	Penn State	70-71	L
3/18/94...	& Seton Hall	84-73	W
3/20/94...	& Duke (-/10)	74-85	L

! San Juan Shootout (San Juan, P.R. - 3rd place)

% Oldsmobile Spartan Classic (1st place)

+ NCAA Tournament (St. Petersburg, Fla.)

1994-95

NCAA Tournament

#11 AP/#10 UPI/#20 USA Today

(22-6 Overall; 14-4 - 2nd Big Ten)

Date	Opponent	MSU-Opp	W/L
11/30/94...	Illinois-Chicago (18/-)	92-78	W
12/3/94...	Louisville (18/-)	85-71	W
12/10/94...	Nebraska (15/-)	91-96	0t
12/12/94...	Cleveland State (18/-)	111-68	W
12/17/94...	Detroit (18/-)	80-63	W
12/20/94...	Tennessee (17/-)	79-68	W
12/29/94...	!Ball State (15/-)	117-95	W
12/30/94...	#Long Beach St. (15/-)	70-60	W
1/4/95...	Wisconsin (14/-)	78-64	W
1/7/95...	Iowa (14/22)	69-68	W
1/11/95...	Indiana (11/-)	82-89	L
1/14/95...	Oklahoma State (11/-)	70-69	W
1/18/95...	Northwestern (12/-)	93-56	W
1/22/95...	Michigan (12/-)	73-71	W
1/25/95...	Minnesota (10/-)	54-53	W
1/28/95...	Illinois (10/-)	75-67	W
2/2/95...	Penn State (9/-)	82-62	W
2/4/95...	Ohio State (9/-)	67-58	W
2/7/95...	Purdue (7/25)	69-78	L
2/11/95...	Penn State (7/-)	68-53	W
2/15/95...	Illinois (8/-)	68-58	W
2/18/95...	Minnesota (8/24)	57-66	L
2/21/95...	Michigan (12/-)	67-64	W
2/25/95...	Northwestern (12/-)	83-60	W
3/5/95...	Indiana (10/-)	67-61	W
3/8/95...	Iowa (9/-)	78-79	L
3/11/95...	Wisconsin (9/-)	97-72	W
3/17/95...	& Weber State (11/-)	72-79	L

% Oldsmobile Spartan Classic (1st place)

+ NCAA Tournament (Tallahassee, Fla.)



YEAR-BY-YEAR RESULTS



**TOM
IZZO**

1995-SA
383-161 (.704)

Tom Izzo took over as head coach in 1995 on a mission to turn Michigan State into one of the elite college basketball programs in the nation. A 1977 Division II All-American at Northern Michigan University, Izzo began his coaching career in 1977-78 at Ishpeming High School. After serving at Northern Michigan as an assistant coach from 1979-83, he came to MSU as an assistant coach. In 1990, he was appointed associate head coach and in 1995 he took over the head coaching duties after Jud Heathcote's retirement. After two seasons in which MSU appeared in the NIT, Izzo led the Spartans to a Big Ten Championship in 1998 and an appearance in the NCAA Tournament. In 1999, MSU appeared in its first Final Four since 1979. One year later, MSU won the 2000 NCAA National Championship. In 2001, Izzo led the Spartans to a fourth-straight Big Ten Championship and a third-straight Final Four. Michigan State returned to the Final Four in 2005. In 2009 and 2010 MSU won the regular-season Big Ten title and advanced to the Final Four. In addition, his teams captured Big Ten Tournament titles in 1999 and 2000. Izzo has earned National Coach of the Year honors four times, in 1998, 1999, 2001 and 2005.

1995-96

(16-16 Overall; 9-9 - 7th Big Ten)

Date.....	Opponent.....	MSU-Opp.....	W/L
11/20/95.....	!Chaminade.....	69-66.....	W
11/21/95.....	!North Carolina (-20).....	70-92.....	L
11/22/95.....	!Santa Clara.....	71-77.....	L
11/28/95.....	!Arkansas (-25).....	75-72.....	W
12/2/95.....	Louisville (-18).....	59-79.....	L
12/6/95.....	Evansville.....	67-63.....	W
12/10/95.....	Detroit.....	61-63.....	L
12/16/95.....	Kansas State.....	67-54.....	W
12/18/95.....	Oklahoma State.....	57-68.....	L
12/21/95.....	East Tennessee State.....	63-57.....	W
12/29/95.....	*Central Michigan.....	62-69.....	L
12/30/95.....	*Idaho State.....	68-55.....	W
1/4/96.....	Indiana.....	65-60.....	W
1/6/96.....	Illinois (-13).....	68-58.....	W
1/13/96.....	*Michigan (-23).....	54-76.....	L
1/17/96.....	Wisconsin.....	48-61.....	L
1/20/96.....	!Iowa (-16).....	62-60.....	W
1/24/96.....	Northwestern.....	68-54.....	W
1/27/96.....	Minnesota.....	68-54.....	W
1/31/96.....	*Penn State (-10).....	61-58.....	W
2/3/96.....	Purdue (-17).....	51-56.....	L
2/7/96.....	Ohio State.....	55-41.....	W
2/10/96.....	Penn State.....	50-54.....	L
2/14/96.....	Minnesota.....	63-64 2ot.....	L
2/17/96.....	Northwestern.....	75-57.....	W
2/21/96.....	!Iowa.....	47-83.....	L
2/24/96.....	Wisconsin.....	52-73.....	L
2/27/96.....	Michigan.....	46-75.....	L
3/6/96.....	Illinois.....	77-67.....	W

3/10/96.....	Indiana.....	53-57.....	L
3/13/96.....	&Washington.....	64-50.....	W
3/19/96.....	+Fresno State.....	70-80.....	L
! Maui Invitational (Maui, Hawaii - 5th place)			
# Great Eight (Auburn Hills, Mich.)			
* Oldsmobile Spartan Classic (3rd place)			
* National Invitation Tournament (East Lansing)			
+ National Invitation Tournament (Fresno, Calif.)			

1996-97

(17-12 Overall; 9-9 - T-6th Big Ten)

Date.....	Opponent.....	MSU-Opp.....	W/L
11/25/96.....	East Tennessee State.....	83-45.....	W
12/3/96.....	Cleveland State.....	83-78.....	W
12/5/96.....	Illinois-Chicago.....	90-60.....	W
12/14/96.....	Detroit.....	84-86 3ot.....	L
12/17/96.....	Evansville.....	86-77.....	W
12/21/96.....	Kansas State.....	75-43.....	W
12/27/96.....	*Kent.....	83-64.....	W
12/28/96.....	*Weber State.....	83-51.....	W
1/2/97.....	Indiana (-12).....	65-77.....	L
1/4/97.....	Minnesota (-16).....	43-68.....	L
1/9/97.....	Wisconsin.....	58-50.....	W
1/11/97.....	Ohio State.....	69-66.....	W
1/15/97.....	Penn State.....	69-58.....	W
1/18/97.....	Northwestern.....	75-62.....	W
1/22/97.....	Illinois.....	63-66.....	L
1/25/97.....	*Michigan (-13).....	61-74.....	L
1/29/97.....	Purdue.....	62-72.....	L
2/1/97.....	Michigan (-16).....	65-85.....	L
2/8/97.....	Purdue.....	62-77.....	L
2/12/97.....	!Iowa.....	69-67.....	W
2/15/97.....	Illinois (-20).....	68-79.....	L
2/19/97.....	Northwestern.....	58-70.....	L
2/22/97.....	Penn State.....	71-57.....	W
2/26/97.....	Ohio State.....	67-65.....	W
3/1/97.....	Wisconsin.....	68-49.....	W
3/6/97.....	Minnesota (-12).....	74-81.....	L
3/8/97.....	Indiana (-25).....	63-60.....	W
3/12/97.....	!George Washington.....	65-50.....	W
3/17/97.....	&Florida State.....	63-68.....	L

* Oldsmobile Spartan Classic (1st place)
! National Invitation Tournament (East Lansing)
& National Invitation Tournament (Tallahassee, Fla.)

1997-98

NCAA Tournament

Big Ten Champions

#16 AP/10 ESPN/USA Today

(22-8 Overall; 13-3 - T-1st Big Ten)

Date.....	Opponent.....	MSU-Opp.....	W/L
11/17/97.....	East Tennessee St.....	82-59.....	W
11/21/97.....	Illinois-Chicago.....	58-70.....	L
11/28/97.....	!Central Michigan.....	89-61.....	W
11/29/97.....	!Gonzaga.....	70-68.....	W
12/4/97.....	Temple (-20).....	54-56.....	L
12/6/97.....	Cleveland State.....	85-54.....	W
12/13/97.....	Detroit.....	65-68.....	L
12/17/97.....	Wright State.....	95-52.....	W
12/20/97.....	South Florida.....	68-53.....	W
12/27/97.....	Eastern Illinois.....	81-69.....	W
12/30/97.....	Purdue (-15).....	74-57.....	W
1/8/98.....	Wisconsin.....	63-40.....	W
1/10/98.....	Michigan (-17).....	69-79.....	L
1/14/98.....	Minnesota.....	74-60.....	W
1/17/98.....	Illinois.....	68-64.....	W
1/21/98.....	!Iowa (-10).....	78-57.....	W
1/24/98.....	Penn State.....	71-59.....	W
1/28/98.....	Indiana (22/25).....	84-66.....	W
1/31/98.....	Northwestern (22/1).....	72-66 ot.....	W
2/4/98.....	Ohio State (16/1).....	84-58.....	W
2/7/98.....	!Iowa (16/24).....	75-64.....	W

2/12/98.....	Illinois (13/-).....	63-84.....	L
2/14/98.....	Minnesota (13/-).....	71-59.....	W
2/17/98.....	Michigan (14/22).....	80-75.....	W
2/21/98.....	Wisconsin (14/-).....	56-47.....	W
3/1/98.....	Purdue (10/11).....	96-99 ot.....	L
3/6/98.....	%Minnesota (12/-).....	73-76.....	L
3/12/98.....	%Eastern Michigan (16/-).....	83-71.....	W
3/14/98.....	*Princeton (16/8).....	63-56.....	W
3/19/98.....	#North Carolina (16/1).....	58-73.....	L
! Coca Cola Spartan Classic (1st place)			
% Big Ten Tournament (Chicago, Ill.)			
% NCAA Tournament (Hartford, Conn.)			
# NCAA Tournament (Greensboro, N.C.)			

1998-99

NCAA Final Four

Big Ten Champions

#2 AP/3 ESPN/USA Today

(33-5 Overall; 15-1 - 1st Big Ten)

Date.....	Opponent.....	MSU-Opp.....	W/L
11/13/98.....	NE Louisiana (5/-).....	89-58.....	W
11/17/98.....	Oakland (5/-).....	96-66.....	W
11/20/98.....	Temple (5/7).....	59-60.....	L
11/27/98.....	!Central Florida (5/-).....	87-64.....	W
11/28/98.....	*Western Michigan (7/-).....	90-66.....	W
12/2/98.....	*Duke (9/4).....	67-73.....	L
12/5/98.....	Connecticut (9/1).....	68-82.....	L
12/10/98.....	East Tennessee St (14/-).....	86-53.....	W
12/13/98.....	Illinois-Chicago (14/-).....	77-33.....	W
12/21/98.....	*Pepperdine (14/-).....	79-67.....	W
12/22/98.....	*Tulsa (15/-).....	68-58.....	W
12/23/98.....	*Alabama (15/-).....	75-58.....	W
12/30/98.....	UNC Asheville (13/-).....	64-39.....	W
1/2/99.....	Louisville (13/-).....	69-57.....	W
1/6/99.....	Wisconsin (12/24).....	51-66.....	L
1/9/99.....	Michigan (12/-).....	81-67.....	W
1/13/99.....	Minnesota (14/19).....	71-55.....	W
1/16/99.....	Illinois (14/-).....	51-49.....	W
1/21/99.....	!Iowa (11/14).....	80-65.....	W
1/24/99.....	Indiana (11/18).....	73-59.....	W
1/27/99.....	Ohio State (8/15).....	76-71.....	W
1/30/99.....	Northwestern (8/-).....	65-48.....	W
2/2/99.....	Penn State (8/-).....	70-68.....	W
2/6/99.....	!Iowa (8/14).....	95-81.....	W
2/11/99.....	Illinois (5/-).....	61-44.....	W
2/13/99.....	Minnesota (5/22).....	84-82.....	W
2/16/99.....	Purdue (4/17).....	82-69.....	W
2/18/99.....	Michigan (4/-).....	73-58.....	W
2/21/99.....	Wisconsin (4/13).....	56-51.....	W
2/28/99.....	Purdue (3/23).....	60-46.....	W
3/5/99.....	*Northwestern (2/-).....	61-59.....	W
3/6/99.....	*Wisconsin (2/19).....	56-41.....	W
3/7/99.....	*Illinois (2/-).....	67-50.....	W
3/12/99.....	*Mt. St. Mary's (2/-).....	76-53.....	W
3/14/99.....	*Mississippi (2/-).....	74-66.....	W
3/19/99.....	&Oklahoma (2/-).....	54-46.....	W
3/21/99.....	&Kentucky (2/8).....	73-66.....	W
3/27/99.....	*Duke (2/1).....	62-68.....	L

! Coca Cola Spartan Classic (1st place)
+ Great Eight (Chicago, Ill.)
* Pearl Harbor Classic (Laie, Hawaii - 1st place)
* Big Ten Tournament (Chicago, Ill.)
\$ NCAA Tournament (Milwaukee, Wis.)
& NCAA Tournament (St. Louis, Mo.)
NCAA Final Four (St. Petersburg, Fla.)

YEAR-BY-YEAR RESULTS

1999-2000

NATIONAL CHAMPIONS

Big Ten Champions

#2 AP/1 ESPN/USA Today

(32-7 Overall; 13-3 - T-1st Big Ten)

Date.....	Opponent.....	MSU-Opp.....	W/L
11/22/99.....	Toledo (3/-)	78-33.....	W
11/25/99.....	*Providence (3/-)	82-58.....	W
11/26/99.....	*South Carolina (3/-)	59-56.....	W
11/27/99.....	*Texas (3/20)	74-81.....	L
12/1/99.....	North Carolina (8/2)	86-76.....	W
12/3/99.....	*Howard (8/-)	75-45.....	W
12/4/99.....	*Eastern Michigan (8/-)	74-57.....	W
12/7/99.....	*Kansas (4/5)	66-54.....	W
12/11/99.....	Arizona (4/2)	68-79.....	L
12/18/99.....	Oakland (5/-)	86-51.....	W
12/23/99.....	Kentucky (5/-)	58-60.....	L
12/28/99.....	Miss. Valley St. (8/-)	96-63.....	W
12/30/99.....	Wright State (8/-)	49-53.....	L
1/5/00.....	Penn State (11/-)	76-63.....	W
1/8/00.....	Iowa (11/-)	75-53.....	W
1/11/00.....	Indiana (11/9)	77-71 ot.....	W
1/20/00.....	Ohio State (10/13)	67-78.....	L
1/22/00.....	Northwestern (10/-)	69-45.....	W
1/27/00.....	Northwestern (9/-)	59-29.....	W
1/30/00.....	Illinois (9/-)	91-66.....	W
2/1/00.....	Kentucky (8/-)	82-62.....	W
2/5/00.....	Connecticut (8/7)	85-66.....	W
2/8/00.....	Purdue (6/-)	67-70.....	L
2/12/00.....	Wisconsin (6/-)	61-44.....	W
2/15/00.....	Ohio State (6/7)	83-72.....	W
2/19/00.....	Wisconsin (6/-)	59-54.....	W
2/23/00.....	Penn State (5/-)	79-63.....	W
2/26/00.....	Indiana (5/16)	79-81 ot.....	L
3/2/00.....	Minnesota (7/-)	79-43.....	W
3/4/00.....	Michigan (7/-)	114-63.....	W
3/10/00.....	*Iowa (5/-)	75-65.....	W
3/11/00.....	*Wisconsin (5/-)	55-66.....	W
3/12/00.....	*Illinois (5/25)	76-61.....	W
3/16/00.....	*Valparaiso (2/-)	65-38.....	W
3/18/00.....	*Utah (2/-)	73-61.....	W
3/23/00.....	*Syracuse (2/16)	75-58.....	W
3/25/00.....	*Iowa State (2/6)	75-64.....	W
4/1/00.....	*Wisconsin (2/-)	53-41.....	W
4/3/00.....	*Florida (2/13)	89-76.....	W

* Puerto Rico Shootout (Bayamon, P.R. - 2nd place)

! Coca Cola Spartan Classic

+ Great Eight (Chicago, Ill.)

* Big Ten Tournament (Chicago, Ill.)

* NCAA Tournament (Cleveland, Ohio)

& NCAA Tournament (Auburn Hills, Mich.)

NCAA Final Four (Indianapolis, Ind.)

2000-01

NCAA Final Four

Big Ten Champions

#3 AP/1 ESPN/USA Today

(28-5 Overall; 13-3 - T-1st Big Ten)

Date.....	Opponent.....	MSU-Opp.....	W/L
11/19/00.....	Oakland (3/-)	97-61.....	W
11/24/00.....	*Cornell (4/-)	89-56.....	W
11/25/00.....	*Eastern Wash. (4/-)	83-61.....	W
11/29/00.....	North Carolina (3/6)	77-64.....	W
12/2/00.....	Illinois-Chicago (3/-)	97-53.....	W
12/6/00.....	Florida (2/8)	99-83.....	W
12/9/00.....	Loyola (Ill.) (2/-)	103-71.....	W
12/16/00.....	Kentucky (2/-)	46-45.....	W
12/19/00.....	*Seton Hall (2/8)	72-57.....	W
12/27/00.....	*Bowling Green (1/-)	85-69.....	W
1/1/01.....	Ohio State (3/17)	71-56.....	W
1/24/01.....	Northwestern (3/-)	74-58.....	W
1/27/01.....	Ohio State (3/-)	55-64.....	L
1/30/01.....	Michigan (5/-)	91-64.....	W
2/4/01.....	Purdue (5/-)	72-55.....	W
2/6/01.....	Illinois (4/7)	66-77.....	L
2/10/01.....	Minnesota (4/-)	94-83.....	W
2/18/01.....	Iowa (5/25)	94-70.....	W
2/20/01.....	Indiana (5/-)	66-57.....	W
2/24/01.....	Penn State (5/-)	76-57.....	W
2/27/01.....	Wisconsin (3/22)	51-47.....	W
3/3/01.....	Michigan (3/-)	78-57.....	W
3/9/01.....	*Penn State (2/-)	63-65.....	L
3/16/01.....	*Alabama State (3/-)	69-35.....	W
3/18/01.....	*Fresno State (3/-)	81-65.....	W
3/27/01.....	*Gonzaga (3/-)	77-62.....	W
3/25/01.....	*Temple (3/-)	69-62.....	W
3/31/01.....	*Arizona (3/5)	61-80.....	L

! Coca Cola Spartan Classic (1st place)

+ Jimmy V Classic (East Rutherford, N.J.)

* Sprite Holiday Classic (Auburn Hills, Mich.)

* Big Ten Tournament (Chicago, Ill.)

\$ NCAA Tournament (Memphis, Tenn.)

& NCAA Tournament (Atlanta, Ga.)

NCAA Final Four (Minneapolis, Minn.)

2001-02

NCAA Tournament

(19-12 Overall; 10-6 - 5th Big Ten)

Date.....	Opponent.....	MSU-Opp.....	W/L
11/12/01.....	*Detroit (15/-)	80-70.....	W
11/14/01.....	*Oklahoma (15/25)	67-55.....	W
11/21/01.....	*Syracuse (13/18)	58-69.....	L
11/23/01.....	*Fresno State (13/23)	58-63.....	L
11/30/01.....	*IPFW (22/-)	81-68.....	W
12/1/01.....	*Lamar (22/-)	80-71.....	W
12/5/01.....	Florida (24/6)	70-74.....	L
12/9/01.....	Nicholls State (24/-)	92-38.....	W
12/15/01.....	Arizona (23/6)	74-60.....	W
12/17/01.....	UNC Asheville (17/-)	76-56.....	W
12/19/01.....	Oakland (17/-)	78-50.....	W
12/22/01.....	Seton Hall (17/-)	68-64.....	W
12/29/01.....	*Stanford (13/16)	64-75.....	L
1/5/02.....	Minnesota (19/-)	67-70.....	L
1/8/02.....	Indiana (25/-)	65-83.....	L
1/12/02.....	Wisconsin (25/-)	63-64.....	L
1/16/02.....	Purdue.....	65-56.....	W
1/19/02.....	Penn State.....	77-65.....	W
1/22/02.....	Iowa.....	71-75.....	L
1/30/02.....	Michigan.....	71-44.....	W
2/3/02.....	Illinois (-12)	67-61.....	W
2/6/02.....	Northwestern.....	49-61.....	L
2/10/02.....	Ohio State (-16)	67-64.....	W
2/12/02.....	Illinois (-18)	61-63.....	L
2/16/02.....	Purdue.....	62-59.....	W
2/21/02.....	Minnesota.....	74-55.....	W
2/24/02.....	Indiana (-123)	57-54.....	W
2/26/02.....	Ohio State (-18)	81-76.....	W
3/2/02.....	Iowa.....	93-79.....	W
3/9/02.....	Indiana (-122)	56-67.....	L
3/15/02.....	*North Carolina State.....	58-69.....	L

! Coca Cola Spartan Classic

+ Preseason NIT (East Lansing)

& Preseason NIT (New York - 4th place)

* Pete Newell Challenge (Oakland, Calif.)

* Big Ten Tournament (Indianapolis, Ind.)

NCAA Tournament (Washington, D.C.)

* NCAA Tournament (Washington, D.C.)

* NCAA Tournament (Washington, D.C.)

* NCAA Tournament (Washington, D.C.)

* NCAA Tournament (Washington, D.C.)

* NCAA Tournament (Washington, D.C.)

* NCAA Tournament (Washington, D.C.)

* NCAA Tournament (Washington, D.C.)

* NCAA Tournament (Washington, D.C.)

* NCAA Tournament (Washington, D.C.)

* NCAA Tournament (Washington, D.C.)

* NCAA Tournament (Washington, D.C.)

* NCAA Tournament (Washington, D.C.)

* NCAA Tournament (Washington, D.C.)

* NCAA Tournament (Washington, D.C.)

* NCAA Tournament (Washington, D.C.)

* NCAA Tournament (Washington, D.C.)

* NCAA Tournament (Washington, D.C.)

* NCAA Tournament (Washington, D.C.)

* NCAA Tournament (Washington, D.C.)

* NCAA Tournament (Washington, D.C.)

* NCAA Tournament (Washington, D.C.)

* NCAA Tournament (Washington, D.C.)

* NCAA Tournament (Washington, D.C.)

* NCAA Tournament (Washington, D.C.)

* NCAA Tournament (Washington, D.C.)

* NCAA Tournament (Washington, D.C.)

* NCAA Tournament (Washington, D.C.)

* NCAA Tournament (Washington, D.C.)

* NCAA Tournament (Washington, D.C.)

* NCAA Tournament (Washington, D.C.)

* NCAA Tournament (Washington, D.C.)

* NCAA Tournament (Washington, D.C.)

* NCAA Tournament (Washington, D.C.)

* NCAA Tournament (Washington, D.C.)

* NCAA Tournament (Washington, D.C.)

* NCAA Tournament (Washington, D.C.)

* NCAA Tournament (Washington, D.C.)



2000 NCAA CHAMPIONS



YEAR-BY-YEAR RESULTS

2/23/03...	Syracuse (-115)	75-76	L
2/26/03...	Minnesota	71-61	W
3/1/03...	Purdue	69-61	W
3/5/03...	Iowa	82-54	W
3/8/03...	Ohio State	72-58	W
3/14/03...	*Purdue	54-42	W
3/15/03...	*Ohio State	54-55	L
3/21/03...	*Colorado	79-64	W
3/23/03...	*Florida (-110)	68-46	W
3/28/03...	& Maryland (-117)	60-58	W
3/30/03...	& Texas (-15)	76-85	L

* Great Alaska Shootout (Anchorage - 4th place)
 + All College Classic (Oklahoma City, Okla.)
 * Big Ten Tournament (Chicago, Ill.)
 \$ NCAA Tournament (Tampa, Fla.)
 & NCAA Tournament (San Antonio, Texas)

2003-04

NCAA Tournament

(18-12 Overall; 12-4 - T-2nd Big Ten)

Date.....	Opponent	MSU-Opp	W/L
11/21/03	Bucknell (3/-)	64-52	W
11/25/03	Kansas (3/6)	74-81	L
11/29/03	*Penn (3/-)	77-52	W
11/30/03	*DePaul (3/-)	89-81	W
12/3/03	Duke (5/6)	50-72	L
12/6/03	+& Oklahoma (5/14)	77-80 ot	L
12/13/03	%Kentucky (21/8)	74-79	W
12/16/03	South Florida (25/-)	73-60	W
12/20/03	UCLA (25/-)	58-64	L
12/30/03	Coppin State	78-72	W
1/3/04	Syracuse (-117)	83-96	L
1/10/04	%Wisconsin (-21)	64-77	L
1/14/04	*Penn State	76-58	W
1/17/04	*Michigan	71-54	W
1/21/04	%Northwestern	73-61	W
1/25/04	*Purdue (-123)	70-76 ot	L
1/28/04	Minnesota	79-78 ot	W
1/31/04	*Indiana	84-72	W
2/4/04	Iowa	89-72	W
2/7/04	Ohio State	84-70	W
2/10/04	*Illinois	51-75	L
2/14/04	*Minnesota	69-58	W
2/17/04	Purdue	62-55	W
2/21/04	Northwestern	66-56	W
2/24/04	*Michigan	72-69	W
2/28/04	*Penn State	67-42	W
3/2/04	%Wisconsin (-117)	64-68 ot	L
3/12/04	*Northwestern	68-55	W
3/13/04	*Wisconsin (-110)	66-68	L
3/18/04	*Nevada	66-72	L

% The Basketball Bowl (Detroit, Mich. - Ford Field; Attn: 78,129)
 † Spartan Classic
 + Spartan Clash (Auburn Hills, Mich.)
 * Big Ten Tournament (Indianapolis, Ind.)
 \$ NCAA Tournament (Seattle, Wash.)

2004-05

NCAA Final Four

#15 AP/#4 ESPN/USA Today

(26-7 Overall; 13-3 - 2nd Big Ten)

Date.....	Opponent	MSU-Opp	W/L
11/19/04	Florida A&M (13/-)	104-72	W
11/23/04	UW-Green Bay (10/-)	104-46	W
11/27/04	Nicholls State (10/-)	102-52	W
11/30/04	Duke (11/10)	74-81	L
12/4/04	+& George Wash. (11/-)	83-96	L
12/5/04	+& George Mason (11/-)	66-60	W
12/11/04	%Stanford (20/-)	78-53	W
12/18/04	Delaware State (21/-)	63-45	W
12/21/04	UCLA (23/-)	76-64	W
12/29/04	UNC Asheville (23/-)	92-63	W
1/5/05	*Penn State (20/-)	84-58	W
1/8/05	Northwestern (20/-)	87-58	W

1/16/05	Wisconsin (15/-)	59-62	L
1/18/05	*Purdue (19/-)	71-64	W
1/22/05	Minnesota (19/-)	69-55	W
1/27/05	Michigan (15/-)	64-53	W
1/29/05	Oakland (15/-)	92-75	W
2/1/05	Illinois (12/1)	68-81	L
2/5/05	Iowa (12/-)	75-64	W
2/9/05	Ohio State (13/-)	83-69	W
2/12/05	Michigan (13/-)	64-49	W
2/16/05	Minnesota (11/-)	81-62	W
2/19/05	*Purdue (11/-)	68-57	W
2/24/05	Wisconsin (10/20)	77-64	W
2/27/05	Indiana (10/-)	74-78 ot	L
3/2/05	Northwestern (14/-)	69-58	W
3/5/05	*Penn State (14/-)	90-64	W
3/11/05	*Iowa (13/-)	69-71	L
3/18/05	%Old Dominion (15/-)	89-81	W
3/20/05	%Vermont (15/-)	72-61	W
3/25/05	%Duke (15/3)	78-68	W
3/27/05	%Kentucky (15/7)	94-88 2ot	W
4/2/05	%North Carolina (15/2)	71-87	L
+ BB&T Classic (Washington, D.C. - 3rd place)			
% Spartan Clash (Auburn Hills, Mich.)			
* Big Ten Tournament (Chicago, Ill.)			
\$ NCAA Tournament (Worcester, Mass.)			
& NCAA Tournament (Austin, Texas)			
# NCAA Final Four (St. Louis, Mo.)			

2005-06

NCAA Tournament

(22-12 Overall; 8-8 - T-6th Big Ten)

Date.....	Opponent	MSU-Opp	W/L
11/19/05	Hawaii (4/-)	62-84	L
11/21/05	+Chaminade (12/-)	89-67	W
11/22/05	+Gonzaga (12/8)	106-109 3ot	L
11/23/05	+Arizona (12/9)	74-71 ot	W
11/27/05	IPFW (12/-)	84-73	W
11/30/05	Georgia Tech (13/-)	88-86	W
12/3/05	%Ark.-Little Rock (13/-)	72-67	W
12/6/05	%Boston College (14/6)	77-70	W
12/10/05	%Wichita State (14/-)	83-64	W
12/16/05	Cleveland State (12/-)	83-75	W
12/18/05	Florida Inter. (12/-)	85-58	W
12/21/05	UW-Green Bay (10/-)	98-69	W
12/28/05	Tennessee Tech (9/-)	80-63	W
12/31/05	Coppin State (9/-)	78-54	W
1/5/06	Illinois (7/6)	50-60	L
1/8/06	Wisconsin (7/-)	63-82	L
1/11/06	Indiana (14/9)	87-73	W
1/15/06	Ohio State (14/19)	62-59 2ot	W
1/21/06	Iowa (11/23)	85-55	W
1/25/06	Michigan (11/-)	67-72	L
1/28/06	*Penn State (11/-)	69-60	W
2/4/06	Northwestern (12/-)	77-66	W
2/8/06	Purdue (12/-)	77-52	W
2/11/06	Minnesota (12/-)	55-69	L
2/14/06	Iowa (16/18)	54-66	L
2/18/06	Michigan (16/-)	90-71	W
2/22/06	Ohio State (18/13)	68-79	L
2/26/06	Indiana (18/-)	71-78	L
3/2/06	Wisconsin (25/-)	74-65	W
3/4/06	Illinois (25/10)	68-75	L
3/9/06	*Purdue	70-58	W
3/10/06	*Illinois (-9)	61-56	W
3/11/06	*Iowa (-20)	48-53	L
3/17/06	+& George Mason	65-75	L
+ Maui Invitational (Lahaina, Hawaii - 3rd place)			
# Grand Rapids, Mich.			
% Jimmy V Classic (New York, N.Y.)			
% Spartan Clash (Auburn Hills, Mich.)			
* Big Ten Tournament (Indianapolis, Ind.)			
& NCAA Tournament (Dayton, Ohio)			

2006-07

NCAA Tournament

(23-12 Overall; 8-8 - T-6th Big Ten)

Date.....	Opponent	MSU-Opp	W/L
11/8/06	%Brown	45-34	W
11/9/06	%Youngstown State	86-61	W
11/12/06	The Citadel	73-41	W
11/16/06	%Texas (-119)	63-61	W
11/17/06	%Maryland	60-62	L
11/21/06	Vermont	66-46	W
11/25/06	Oakland	71-53	W
11/29/06	Boston College	58-65	L
12/3/06	Bradley	82-53	W
12/6/06	IPFW	80-43	W
12/9/06	\$BYU	76-61	W
12/16/06	Chicago State	69-61	W
12/19/06	Belmont	67-58	W
12/23/06	UW-Green Bay	76-64	W
12/30/06	Loyola (Md.)	74-61	W
1/4/07	Iowa	60-62	L
1/7/07	Indiana	51-73	L
1/10/07	Northwestern	66-45	W
1/14/07	Illinois	63-57	W
1/20/07	*Penn State	91-64	W
1/24/07	*Minnesota	70-46	W
1/27/07	Ohio State (-15)	64-66	L
1/30/07	Illinois	50-57	L
2/3/07	Ohio State (-14)	54-63	L
2/7/07	Purdue	38-62	L
2/13/07	*Michigan	59-44	W
2/17/07	Iowa	81-49	W
2/20/07	Wisconsin (-11)	64-55	W
2/24/07	Indiana	66-58	W
2/27/07	Michigan	56-67	L
3/3/07	Wisconsin (-14)	50-52	L
3/8/07	*Northwestern	62-57	W
3/9/07	*Wisconsin (-13)	57-70	L
3/15/07	& Marquette (-18)	61-49	W
3/17/07	& North Carolina (-18)	67-81	L
% 2K Sports College Hoops Classic (E. Lan./N.Y. - 2nd place)			
% Spartan Clash (Auburn Hills, Mich.)			
* Big Ten Tournament (Chicago, Ill.)			
& NCAA Tournament (Winston-Salem, N.C.)			

2007-08

NCAA Tournament

(27-9 Overall; 12-6 - 4th Big Ten)

Date.....	Opponent	MSU-Opp	W/L
11/13/07	%Chicago State (12/-)	86-53	W
11/14/07	%La.-Monroe (12/-)	83-65	W
11/19/07	%Missouri (10/-)	86-83	W
11/20/07	%UCLA (10/2)	63-68	L
11/24/07	Oakland (10/-)	75-71	W
11/28/07	North Carolina St. (10/24)	81-58	W
12/1/07	Jacksonville (10/-)	80-51	W
12/4/07	Bradley (9/-)	66-61	W
12/8/07	*BYU (9/20)	68-61	W
12/15/07	IPFW (9/-)	79-57	W
12/19/07	San Jose State (9/-)	85-45	W
12/22/07	%Texas (9/4)	78-72	W
12/29/07	Green Bay (7/-)	93-75	W
1/5/08	Minnesota (6/-)	65-59	W
1/8/08	Purdue (6/-)	78-75	W
1/12/08	Iowa (6/-)	36-43	L
1/15/08	Ohio State (11/-)	66-60	W
1/20/08	Minnesota (11/-)	78-73	W
1/24/08	Northwestern (10/-)	78-62	W
1/27/08	Michigan (10/-)	77-62	W
1/30/08	Illinois (8/-)	51-41	W
2/2/08	Penn State (8/-)	76-85	L

YEAR-BY-YEAR RESULTS

2/9/08....	Northwestern (11/-)	70-55	W
2/12/08....	Purdue (10/19)	54-60	L
2/16/08....	Indiana (10/13)	61-80	L
2/20/08....	Penn State (19/-)	86-49	W
2/23/08....	Iowa (19/-)	66-52	W
2/28/08....	Wisconsin (19/10)	42-57	L
3/2/08....	Indiana (19/12)	103-74	W
3/6/08....	Illinois (17/-)	59-51	W
3/9/08....	Ohio State (17/-)	54-63	L
3/14/08....	*Ohio State (19/-)	67-60	W
3/15/08....	*Wisconsin (19/8)	63-65	L
3/20/08....	& Temple (18/-)	72-61	W
3/22/08....	& Pittsburgh (18/17)	65-54	W
3/28/08....	*Memphis (18/2)	74-92	L
% CBE Classic (East Lansing/Kansas City, Mo. - 2nd place)			
* Salt Lake City, Utah			
\$ Spartan Clash (Auburn Hills, Mich.)			
# Big Ten Tournament (Indianapolis, Ind.)			
& NCAA Tournament (Denver, Colo.)			
# NCAA Tournament (Houston, Texas)			

2008-09

NCAA Final Four

Big Ten Champions

#8 AP/#2 ESPN/USA Today

(31-7 Overall, 15-3 - 1st Big Ten)

Date.....	Opponent.....	MSU-Opp.....	W/L
11/16/08....	Idaho (6/-)	100-62	W
11/19/08....	IPFW (5/-)	70-59	W
11/27/08....	+Maryland (5/-)	62-80	L
11/28/08....	+Oklahoma State (5/-)	94-79	W
11/30/08....	+Wichita State (5/-)	65-57	W
12/3/08....	%North Carolina (13/1)	63-98	L
12/7/08....	Bradley (13/-)	75-59	W
12/13/08....	Alcorn State (18/-)	118-60	W
12/17/08....	The Citadel (19/-)	79-65	W
12/20/08....	\$Texas (19/5)	67-63	W
12/27/08....	*Oakland (11/-)	82-66	W
12/31/08....	Minnesota (10/21)	70-58	W
1/3/09....	Northwestern (10/-)	77-66	W
1/6/09....	Ohio State (8/-)	76-58	W
1/10/09....	Kansas (8/-)	75-62	W
1/14/09....	Penn State (7/-)	78-73	W
1/17/09....	Illinois (7/-)	63-57	W
1/21/09....	Northwestern (7/-)	63-70	L
1/25/09....	Ohio State (7/-)	78-67	W
1/29/09....	Iowa (9/-)	71-56	W
2/1/09....	Penn State (9/-)	68-72	L
2/4/09....	Minnesota (13/19)	76-47	W
2/7/09....	Indiana (13/-)	75-47	W
2/10/09....	Michigan (9/-)	54-42	W
2/17/09....	Purdue (6/19)	54-72	L
2/22/09....	Wisconsin (6/-)	61-50	W
2/25/09....	Iowa (9/-)	62-54	W
3/1/09....	Illinois (9/20)	74-66	W
3/3/09....	Indiana (8/-)	64-59	W
3/8/09....	Purdue (8/19)	62-51	W
3/13/09....	*Minnesota (7/-)	64-56	W
3/14/09....	*Ohio State (7/-)	70-82	L
3/20/09....	& Robert Morris (8/-)	77-62	W
3/22/09....	& USC (8/-)	74-69	W
3/27/09....	#Kansas (8/14)	67-62	W
3/29/09....	#Louisville (8/1)	64-52	W
4/4/09....	!Connecticut (8/5)	82-73	W
4/6/09....	!North Carolina (8/2)	72-89	L
+ Old Spice Classic (Lake Buena Vista, Fla.)			
% Ford Field, Detroit, Mich.			
\$ Houston, Texas			
* Auburn Hills, Mich.			
# Big Ten Tournament (Indianapolis, Ind.)			
& NCAA Tournament (Minneapolis, Minn.)			
# NCAA Tournament (Indianapolis, Ind.)			
! NCAA Final Four (Detroit, Mich.)			

2009-10

NCAA Final Four

Big Ten Champions

#13 AP/#4 ESPN/USA Today

(28-9 Overall, 14-4 - 1st Big Ten)

Date.....	Opponent.....	MSU-Opp.....	W/L
11/13/09....	Florida Gulf Coast (2/-)	97-58	W
11/17/09....	Gonzaga (2/-)	75-71	W
11/20/09....	%Toledo (2/-)	75-62	W
11/22/09....	%Valparaiso (2/-)	90-60	W
11/27/09....	%Florida (2/-)	74-77	L
11/28/09....	%UMass (2/-)	106-68	W
12/1/09....	North Carolina (9/10)	82-89	L
12/4/09....	Wofford (9/-)	72-60	W
12/7/09....	The Citadel (12/-)	69-56	W
12/10/09....	Oakland (12/-)	88-57	W
12/19/09....	IPFW (12/-)	72-60	W
12/22/09....	Texas (9/2)	68-79	L
12/30/09....	UT Arlington (11/-)	87-68	W
1/2/10....	Northwestern (11/25)	91-70	W
1/6/10....	Wisconsin (10/17)	54-47	W
1/9/10....	Iowa (10/-)	71-53	W
1/13/10....	Minnesota (7/-)	60-53	W
1/16/10....	Illinois (7/-)	73-63	W
1/20/10....	Iowa (6/-)	70-63	W
1/23/10....	Minnesota (6/-)	65-64	W
1/26/10....	Michigan (5/-)	57-56	W
1/30/10....	Northwestern (5/-)	79-70	W
2/2/10....	Wisconsin (5/16)	49-67	L
2/6/10....	Illinois (5/-)	73-78	L
2/9/10....	Purdue (10/6)	64-76	L
2/13/10....	Penn State (10/-)	65-54	W
2/16/10....	Indiana (11/-)	72-58	W
2/21/10....	Ohio State (11/9)	67-74	L
2/28/10....	Purdue (14/3)	53-44	W
3/4/10....	Penn State (11/-)	67-65	W
3/7/10....	Michigan (11/-)	64-48	W
3/12/10....	*Minnesota (11/-)	67-72	ot
3/19/10....	& New Mexico State (13/-)	70-67	L
3/21/10....	& Maryland (13/20)	85-83	W
3/26/10....	#Northern Iowa (13/-)	59-52	W
3/28/10....	#Tennessee (13/15)	70-69	W
4/3/10....	!Butler (13/11)	50-52	L
% Legends Classic (East Lansing/Atlantic City, N.J. - 3rd place)			
* Big Ten Tournament (Indianapolis, Ind.)			
& NCAA Tournament (Spokane, Wash.)			
# NCAA Tournament (St. Louis, Mo.)			
! NCAA Final Four (Indianapolis, Ind.)			

2010-11

NCAA Tournament

(19-15 Overall, 9-9 - 4th Big Ten)

Date.....	Opponent.....	MSU-Opp.....	W/L
11/12/10....	Eastern Michigan (2/-)	96-66	W
11/16/10....	South Carolina (2/-)	82-73	W
11/22/10....	%Chaminade (2/-)	82-74	W
11/23/10....	%Connecticut (2/-)	67-70	L
11/24/10....	%Washington (2/13)	76-71	W
11/28/10....	Tennessee Tech (2/-)	73-55	W
12/1/10....	Duke (6/1)	79-84	L
12/4/10....	Bowling Green (9/-)	74-39	W
12/7/10....	Syracuse (7/8)	58-72	L
12/11/10....	Oakland (7/-)	77-76	W
12/18/10....	Prairie View A&M (14/-)	90-51	W
12/22/10....	Texas (12/18)	55-67	L
12/31/10....	Minnesota (20/14)	71-62	W
1/3/11....	Northwestern (18/-)	65-62	W
1/8/11....	Penn State (18/-)	62-66	L
1/11/11....	Wisconsin (-20)	64-61	ot
1/15/11....	Northwestern	71-67	ot
1/18/11....	Illinois (17/23)	62-71	W
1/22/11....	Purdue (17/14)	76-86	L
1/27/11....	Michigan (25/-)	57-61	L
1/30/11....	Indiana (25/-)	84-83	ot
2/2/11....	Iowa	52-72	L
2/6/11....	Wisconsin (-19)	56-82	L
2/10/11....	Penn State	75-57	W
2/15/11....	Ohio State (-2)	61-71	L
2/19/11....	Illinois	61-57	W
2/22/11....	Minnesota	53-48	W
2/27/11....	Purdue (-8)	47-67	L
3/2/11....	Iowa	85-66	W
3/5/11....	Michigan	63-70	L
3/10/11....	*Iowa	66-61	W
3/11/11....	*Purdue (-9)	74-56	W
3/12/11....	*Penn State	48-61	L
3/17/11....	& UCLA	76-78	L
% Maui Invitational (Lahaina, Hawaii - 3rd place)			
* Big Ten Tournament (Indianapolis, Ind.)			
& NCAA Tournament (Tampa, Fla.)			

Michigan State's Record

When ranked	444-157
When ranked in Top 10	226-73
When ranked No. 1	5-3
vs. ranked opponents	159-245
vs. opp. ranked in Top 10	51-132
vs. opp. ranked No. 1	2-17

* Rankings based on The Associated Press Poll



ALL-TIME RECORDS VS. OPPONENTS

AC Spark Plug (Flint)1-0 (A - 1-0)	29-28
12-26-1919 A...W	
Adrian12-0 (H - 9-0; A - 3-0)	
1-18-1906 H...W	43-18
3-10-1906 A...W	21-20
2-7-1907 H...W	54-24
2-20-1907 A...W	41-20
1-17-1908 H...W	30-14
2-22-1908 A...W	42-31
1-25-1909 H...W	53-13
12-15-1923 H...W	25-12
12-10-1924 H...W	42-16
12-12-1925 H...W	30-14
12-8-1926 H...W	33-29
12-7-1927 H...W	30-25
Akron1-0 (A - 1-0)	
2-27-1914 A...W	45-30
Alabama1-1 (N - 1-1)	
12-28-1983 N...L	69-81
12-23-1998 N...W	75-58
Alabama-Birmingham0-2 (N - 0-2)	
3-15-1985 N...L	68-70
3-29-1989 N...L	76-78 ot
Alabama State1-0 (N - 1-0)	
3-16-2001 N...W	69-35
Albion10-1 (H - 8-1; A - 2-0)	
2-23-1906 A...W	44-11
3-3-1906 H...W	59-8
2-2-1912 H...W	60-23
1-2-1922 H...W	33-13
1-12-1927 H...L	31-37
2-8-1928 H...W	52-20
12-3-1932 H...W	31-29
12-2-1935 H...W	36-28
12-9-1936 H...W	32-22
1-8-1945 A...W	72-36
1-22-1945 H...W	58-38
Alcorn State1-0 (H - 1-0)	
12-13-2008 H...W	118-60
Alger Country Club1-0 (A - 1-0)	
3-21-1920 A...W	17-14
Alma15-1 (H - 12-0; A - 3-1)	
2-1-1902 H...W	102-3
3-9-1902 A...W	29-3
1-23-1904 H...W	52-7
2-27-1904 A...L	14-22
3-16-1906 H...W	52-8
1-20-1911 H...W	51-24
2-24-1911 A...W	23-21
1-16-1912 H...W	53-14
2-16-1912 A...W	37-15
1-27-1913 H...W	48-24
1-20-1917 H...W	47-7
1-4-1922 H...W	43-17
2-17-1923 H...W	27-21
2-6-1931 H...W	42-20
12-3-1931 H...W	39-12
11-27-1948 H...W	46-33
Alpena Independent1-0 (A - 1-0)	
3-20-1920 A...W	22-11

Alumni3-1 (H - 3-1)	
3-14-1925 H...W	43-19
3-6-1926 H...L	38-40
2-25-1927 H...W	36-24
1-17-1959 H...W	63-56
Ann Arbor YMCA0-2 (H - 0-1; A - 0-1)	
2-12-1906 H...L	20-21
2-24-1906 A...L	25-29
Arizona2-4 (H - 1-1; A - 0-2; N - 1-1)	
1-2-1947 H...L	43-45
12-29-1987 A...L	58-78
12-11-2000 A...L	68-79
3-31-2001 N...L	61-80
12-15-2001 H...W	74-60
11-23-2005 N...W	74-71 ot
Arizona State1-0 (N - 1-0)	
12-30-1972 N...W	83-74
Arkansas2-0 (N - 2-0)	
11-27-1991 N...W	86-71
11-28-1995 N...W	75-72
Arkansas-Little Rock1-0 (N - 1-0)	
12-3-2005 N...W	72-67
Armour Instit. of Tech.7-2 (H - 5-0; A - 2-2)	
1-12-1907 H...W	51-24
2-27-1908 A...L	26-29
2-21-1909 H...W	53-7
2-11-1910 A...W	26-11
1-21-1911 H...W	51-11
2-3-1911 A...L	21-36
1-12-1912 A...W	39-30
1-27-1912 H...W	51-18
2-12-1923 H...W	27-22
Army1-0 (H - 1-0)	
12-1-1984 H...W	76-64
Auburn1-0 (N - 1-0)	
11-24-1989 N...W	92-79
Austin Peay3-1 (H - 3-0; A - 0-1)	
12-19-1987 A...L	77-85
12-17-1988 H...W	70-60
12-9-1989 H...W	88-76
12-27-1991 H...W	82-71
Ball State1-0 (H - 1-0)	
12-29-1994 H...W	117-95
Baltimore1-0 (A - 1-0)	
1-29-1940 A...W	39-28
Battle Creek YMCA3-0 (H - 2-0; A - 1-0)	
2-25-1905 H...W	94-4
2-24-1908 A...W	28-14
2-18-1909 H...W	32-25
Bay City YMCA3-0 (H - 2-0; A - 1-0)	
1-21-1905 H...W	47-20
3-3-1905 A...W	30-14
2-7-1910 H...W	84-12

Belmont1-0 (H - 1-0)	
12-19-2006 H...W	67-58
Bethany2-1 (H - 2-0; A - 0-1)	
3-2-1921 H...W	41-18
1-16-1930 A...L	27-36
2-11-1930 H...W	36-32
Boise State1-0 (A - 1-0)	
11-29-1982 A...W	71-59
Boston College2-3 (H - 1-0; A - 0-1; N - 1-2)	
2-22-1947 H...W	70-49
12-28-1973 N...L	81-94
12-28-1984 N...L	78-82
12-6-2005 N...W	77-70
11-29-2006 A...L	58-65
Bowling Green9-3 (H - 6-1; A - 2-1; N - 1-1)	
12-3-1959 H...W	96-67
12-5-1960 A...W	70-67
12-7-1963 H...W	104-81
12-7-1965 A...W	84-59
12-28-1966 N...L	67-75
3-18-1983 H...W	72-71
12-10-1988 H...W	89-72
12-18-1989 H...L	79-81
12-1-1990 A...L	85-98
12-28-1993 H...W	62-49
12-27-2000 N...W	85-69
12-4-2010 H...W	74-39
Bradley4-0 (H - 2-0; A - 1-0; N - 1-0)	
12-19-1969 N...W	89-87
12-3-2006 H...W	82-53
12-4-2007 A...W	66-61
12-7-2008 H...W	75-59
Brigham Young5-4 (H - 3-0; A - 0-3; N - 2-1)	
12-29-1930 H...W	29-28
12-8-1956 H...W	79-61
12-21-1959 A...L	75-79
12-23-1963 A...L	90-95
12-16-1980 A...L	50-82
12-4-1982 H...W	63-55
12-29-1986 N...L	88-96
12-9-2006 N...W	76-61
12-8-2007 N...W	68-61
Brooklyn2-0 (H - 2-0)	
12-15-1983 H...W	85-72
12-2-1986 H...W	80-62
Brown1-0 (H - 1-0)	
11-8-2006 H...W	45-34
Buchtel0-1 (A - 0-1)	
2-27-1913 A...L	30-35
Bucknell1-0 (H - 1-0)	
11-21-2003 H...W	64-52
Buffalo4-0 (H - 1-0; A - 3-0)	
2-1-1917 H...W	36-17
1-16-1933 A...W	29-18
1-12-1934 A...W	37-30
1-14-1938 A...W	65-35

Butler13-11 (H - 9-2; A - 4-8; N - 0-1)	
1-14-1927 A...L	16-53
1-31-1927 H...L	23-29
2-1-1936 H...L	21-24
2-8-1937 A...L	21-27
1-28-1938 H...W	21-15
1-21-1939 A...L	33-34
1-28-1939 H...W	39-29
1-26-1942 H...W	40-39
2-7-1942 A...L	36-38
12-17-1956 A...L	79-83
12-2-1957 H...W	74-55
12-8-1958 H...W	72-46
12-28-1959 A...W	85-80
12-3-1960 H...W	77-71
12-23-1961 A...W	77-72
12-28-1963 A...W	76-65
12-19-1964 A...L	89-90
12-9-1965 H...W	75-56
12-14-1967 A...L	55-65
12-13-1968 H...W	70-60
12-17-1969 A...L	60-81
12-14-1970 H...W	99-75
12-20-1971 A...W	77-71
4-3-2010 N...L	50-52
Camp Grant0-2 (H - 0-1; A - 0-1)	
1-29-1943 H...L	31-39
2-20-1943 A...L	31-43
California0-5 (H - 0-1; A - 0-2; N - 0-2)	
1-5-1938 H...L	29-31
12-22-1939 A...L	37-41
12-23-1959 A...L	60-71
12-30-1961 N...L	72-85
12-20-1963 N...L	68-78
Cal State Fullerton4-0 (H - 2-0; A - 1-0; N - 1-0)	
12-1-1967 H...W	80-49
12-9-1978 H...W	92-89
12-6-1980 A...W	58-42
12-29-1981 N...W	51-50 ot
UCLA2-6 (H - 1-1; A - 1-3; N - 0-2)	
12-19-1952 H...L	55-60
12-31-1953 A...L	57-67
12-27-1957 A...W	63-61
12-28-1960 A...L	61-98
12-20-2003 A...L	58-64
12-21-2004 H...W	76-64
11-20-2007 N...L	63-68
3-17-2011 N...L	76-78
UC Santa Barbara1-0 (N - 1-0)	
3-17-1990 N...W	62-58
Canisius4-0 (H - 2-0; A - 2-0)	
12-8-1975 H...W	83-68
12-18-1976 A...W	82-59
11-24-1984 A...W	80-71
12-7-1985 H...W	90-61
Carleton0-1 (H - 0-1)	
1-7-1924 H...L	12-27
Carnegie Inst. of Tech.4-0 (H - 3-0; A - 1-0)	
12-29-1921 H...W	38-17
12-30-1922 H...W	37-29
2-19-1926 H...W	27-22
1-17-1930 A...W	35-23

ALL-TIME RECORDS VS. OPPONENTS

Case.....1-1

(H - 1-0; A - 0-1)

1-8-1937.....H.....W.....34-38
1-1-1938.....A.....L.....48-34

Central Florida.....1-0

(H - 1-0)

11-27-1998.....H.....W.....87-64

Central Michigan.....30-3

(H - 25-2; A - 5-1)

2-3-1906.....H.....W.....37-12

2-16-1906.....A.....W.....21-18

1-26-1907.....H.....W.....42-18

3-1-1907.....A.....W.....33-22

1-4-1908.....A.....W.....46-8

2-5-1908.....H.....W.....41-23

1-6-1910.....H.....W.....72-10

1-7-1920.....H.....W.....29-15

1-8-1921.....H.....W.....26-21

1-25-1922.....H.....W.....27-21

1-27-1923.....H.....W.....28-13

1-29-1924.....H.....W.....21-20

1-26-1934.....H.....W.....32-27

12-1-1934.....H.....W.....43-14

1-7-1939.....H.....W.....29-24

12-8-1941.....H.....W.....29-23

12-22-1970.....H.....W.....85-74

12-19-1972.....H.....W.....96-74

12-1-1973.....A.....W.....78-70

12-2-1974.....H.....W.....82-78

12-1-1975.....H.....W.....69-61

11-29-1976.....A.....L.....76-81

11-28-1977.....H.....W.....68-61

11-27-1978.....H.....W.....71-54

12-18-1979.....A.....W.....95-76

11-29-1980.....H.....L.....66-89

11-27-1981.....H.....W.....89-70

11-27-1982.....H.....W.....62-47

11-25-1983.....H.....W.....73-52

11-29-1985.....H.....W.....103-60

12-20-1990.....H.....W.....74-61

12-29-1995.....H.....L.....62-69

11-28-1997.....H.....W.....89-61

Central State.....1-0

(H - 1-0)

1-27-1931.....H.....W.....31-18

Chaminade.....3-0

(N - 3-0)

11-20-1995.....N.....W.....69-66

11-21-2005.....N.....W.....89-67

11-22-2010.....N.....W.....82-74

Chicago.....2-3

(H - 0-1; A - 2-2)

12-31-1919.....H.....L.....25-32

12-22-1923.....A.....L.....17-21

12-20-1924.....A.....W.....29-15

12-19-1925.....A.....W.....28-21

12-18-1926.....A.....L.....24-33

Chicago State.....2-0

(H - 2-0)

12-16-2006.....H.....W.....69-61

11-13-2007.....H.....W.....86-53

Chicago West. YMCA.....0-1

(H - 0-1)

1-19-1904.....H.....L.....13-44

Chicago YMCA College.....3-0

(H - 3-0)

1-28-1920.....H.....W.....33-20

3-4-1922.....H.....W.....25-21

1-30-1923.....H.....W.....23-19

Cincinnati.....9-4

(H - 4-2; A - 4-1; N - 1-1)

12-5-1930.....H.....W.....22-8

1-22-1942.....H.....W.....37-30

2-6-1942.....A.....W.....36-30

1-6-1945.....H.....L.....37-39

1-12-1945.....A.....L.....50-54

1-5-1946.....H.....W.....69-38

2-4-1946.....A.....W.....69-39

12-19-1978.....N.....W.....63-52

12-21-1981.....H.....L.....45-56

12-13-1982.....A.....W.....70-69

12-13-1990.....A.....W.....65-63

12-21-1991.....H.....W.....90-89

3-22-1992.....N.....L.....65-77

Citadel, The.....3-0

(H - 2-0; A - 0-1)

11-12-2006.....H.....W.....73-41

11-17-2008.....H.....W.....79-65

12-7-2009.....A.....W.....69-56

Cleveland State.....8-0

(H - 5-0; A - 3-0)

12-21-1982.....H.....W.....95-56

12-12-1983.....A.....W.....71-62

12-7-1993.....A.....W.....90-76

12-12-1994.....H.....W.....111-68

12-3-1996.....H.....W.....83-78

12-6-1997.....A.....W.....85-54

12-8-2002.....H.....W.....79-47

12-16-2005.....H.....W.....83-75

Coe.....1-0

(H - 1-0)

1-16-1928.....H.....W.....35-25

Colgate.....5-1

(H - 2-0; A - 3-1)

2-1-1929.....A.....L.....35-36

1-16-1931.....A.....W.....41-31

1-17-1931.....A.....W.....50-30

1-29-1932.....H.....W.....30-21

1-30-1932.....H.....W.....29-28

1-17-1933.....A.....W.....40-26

Colorado.....3-1

(H - 1-0; N - 2-1)

12-28-1956.....N.....L.....87-90

12-14-1957.....H.....W.....84-44

12-28-1988.....N.....W.....60-57

3-21-2003.....N.....W.....79-64

Colorado State.....1-0

(N - 1-0)

12-17-1971.....N.....W.....67-63

Concordia.....1-0

(H - 1-0)

1-15-1927.....H.....W.....45-25

Connecticut.....2-2

(H - 1-0; A - 0-1; N - 1-1)

12-5-1998.....A.....L.....68-82

2-5-2000.....H.....W.....85-66

4-4-2009.....N.....W.....82-73

11-23-2010.....N.....L.....67-70

Coppin State.....2-0

(H - 2-0)

12-30-2003.....H.....W.....78-72

12-31-2005.....H.....W.....78-54

Cornell.....5-1

(H - 5-1)

1-3-1929.....H.....W.....38-24

1-2-1932.....H.....W.....29-26

12-20-1948.....H.....L.....45-56

12-29-1949.....H.....W.....61-54

12-29-1993.....H.....W.....83-69

11-24-2000.....H.....W.....89-56

Creighton.....7-5

(H - 4-2; A - 3-3)

2-11-1920.....A.....L.....21-22

2-12-1920.....A.....W.....18-15

3-1-1920.....H.....W.....31-24

3-3-1921.....H.....W.....27-20

2-3-1922.....A.....L.....30-41

2-4-1922.....A.....L.....21-25

2-27-1922.....H.....L.....28-34

12-18-1939.....A.....W.....32-30

12-19-1939.....A.....W.....38-21

12-30-1940.....H.....L.....29-37

12-31-1940.....H.....W.....34-29

12-5-1953.....H.....W.....88-51

Dartmouth.....1-0

(H - 1-0)

12-28-1951.....H.....W.....47-42

Dayton.....2-0

(H - 1-0; A - 1-0)

12-7-1991.....A.....W.....83-74

12-19-1992.....H.....W.....65-60

Dearborn Naval A.B.....1-0

(H - 1-0)

1-19-1943.....H.....W.....55-24

Defiance.....2-0

(H - 1-0; A - 1-0)

1-23-1915.....H.....W.....54-12

1-30-1915.....A.....W.....30-19

Delaware State.....1-0

(H - 1-0)

12-18-2004.....H.....W.....63-45

Denison.....0-1

(A - 0-1)

2-28-1913.....A.....L.....18-44

Denver.....1-0

(H - 1-0)

12-13-1951.....H.....W.....50-48

DePaul.....4-7

(H - 2-3; A - 2-4)

2-26-1908.....A.....W.....26-17

1-13-1909.....H.....W.....76-7

2-16-1937.....H.....L.....21-23

1-23-1943.....A.....L.....37-45

1-18-1946.....A.....L.....52-58

1-25-1947.....A.....L.....45-52

1-24-1948.....A.....L.....42-52

2-3-1948.....H.....L.....49-63

12-22-1954.....H.....L.....75-76

1-29-1955.....A.....W.....88-72

11-30-2003.....H.....W.....89-81

DePauw.....1-5

(H - 0-3; A - 1-2)

1-31-1919.....A.....W.....18-17

2-12-1919.....H.....L.....12-21

2-18-1920.....H.....L.....21-33

2-23-1920.....A.....L.....18-31

1-21-1921.....A.....L.....19-39

2-7-1921.....H.....L.....23-26

Detroit.....45-16

(H - 26-6; A - 19-10)

12-29-1917.....A.....L.....22-32

1-3-1920.....A.....L.....29-30

2-23-1924.....H.....W.....31-17

2-11-1925.....H.....W.....23-22

1-26-1926.....A.....L.....10-16

2-2-1926.....H.....L.....22-29

1-19-1927.....H.....W.....30-23

12-12-1927.....A.....L.....27-30

1-13-1928.....H.....W.....27-23

2-17-1928.....H.....W.....17-13

1-18-1929.....A.....W.....27-13

2-15-1929.....H.....W.....40-15

1-9-1930.....H.....W.....26-20

1-25-1930.....A.....W.....21-18

2-10-1931.....H.....W.....34-16

2-1-1931.....A.....W.....16-11

1-19-1932.....H.....W.....22-13

2-17-1932.....A.....W.....35-34

2-15-1933.....H.....W.....30-28

2-18-1933.....A.....L.....16-27

2-14-1934.....H.....W.....27-20

2-17-1934.....A.....W.....28-22

1-31-1942.....A.....W.....32-28

2-16-1942.....H.....L.....37-39

2-14-1945.....H.....W.....53-29

2-24-1945.....A.....W.....62-38

1-23-1946.....H.....W.....40-38

2-9-1946.....H.....W.....58-46

1-11-1947.....A.....W.....52-44

2-19-1947.....H.....W.....55-48

1-20-1948.....A.....W.....52-34



ALL-TIME RECORDS VS. OPPONENTS

Detroit YMCA	10-14
(H - 8-6; A - 2-8)	
1-26-1903.....	A.....W.....43-8
1-28-1907.....	A.....L.....14-31
2-19-1907.....	H.....L.....17-23
1-20-1908.....	A.....L.....20-33
2-14-1908.....	H.....L.....27-29
2-11-1909.....	A.....L.....18-25
3-11-1909.....	H.....W.....33-28
3-7-1910.....	A.....W.....27-24
1-30-1911.....	A.....L.....11-22
2-24-1912.....	H.....W.....42-26
3-4-1912.....	A.....W.....20-17
2-11-1913.....	A.....L.....22-23
3-8-1913.....	H.....W.....39-9
2-14-1914.....	H.....L.....27-29
3-3-1914.....	H.....L.....22-27
1-22-1915.....	H.....W.....23-14
3-2-1915.....	A.....L.....9-21
2-12-1916.....	H.....W.....27-23
3-7-1916.....	H.....L.....14-35
2-3-1917.....	H.....W.....33-26
3-10-1917.....	H.....L.....15-30
12-28-1917.....	A.....L.....13-31
1-26-1918.....	A.....L.....20-34
3-9-1918.....	H.....W.....23-16
DeVilbiss College	0-1
(A - 0-1)	
12-20-1919.....	A.....L.....25-37
Drake	2-1
(H - 1-1; A - 1-0)	
12-2-1944.....	H.....W.....44-36
12-12-1964.....	H.....L.....75-91
12-22-1965.....	A.....W.....61-50
Duke	2-6
(H - 0-1; A - 0-2; N - 2-3)	
12-29-1958.....	N.....W.....82-57
3-20-1994.....	N.....L.....74-85
12-2-1998.....	N.....L.....67-73
3-27-1999.....	N.....L.....62-68
12-03-2003.....	H.....L.....50-72
11-30-2004.....	A.....L.....74-81
3-25-2005.....	N.....W.....78-68
12-1-2010.....	A.....L.....79-84
Earlham	1-1
(H - 0-1; A - 1-0)	
1-30-1925.....	A.....W.....24-23
2-13-1926.....	H.....L.....21-26
East Tennessee State	7-0
(H - 4-0; A - 2-0; N - 1-0)	
1-2-1993.....	A.....W.....80-69
11-28-1993.....	N.....W.....92-69
12-9-1993.....	H.....W.....107-81
12-21-1995.....	H.....W.....63-57
11-25-1996.....	H.....W.....83-45
11-17-1997.....	H.....W.....82-59
12-10-1998.....	A.....W.....86-53
Eastern Illinois	1-0
(H - 1-0)	
12-27-1997.....	H.....W.....81-69
Eastern Kentucky	1-0
(H - 1-0)	
12-1-1969.....	H.....W.....89-85
Eastern Michigan	27-3
(H - 18-1; A - 8-2; N - 1-0)	
3-3-1900.....	A.....W.....25-8
3-2-1901.....	H.....W.....21-6
3-16-1901.....	A.....W.....12-7
2-13-1903.....	A.....W.....23-7
3-7-1903.....	H.....W.....49-5
2-6-1904.....	A.....W.....22-2
3-5-1904.....	H.....W.....62-10

1-29-1907.....	A.....W.....50-25
3-2-1907.....	H.....W.....72-13
1-14-1922.....	H.....W.....28-22
1-13-1923.....	H.....W.....19-17
1-30-1926.....	H.....L.....23-35
1-22-1934.....	H.....W.....34-27
1-8-1935.....	H.....W.....35-14
1-24-1935.....	A.....W.....53-28
1-25-1936.....	A.....W.....37-24
1-29-1936.....	H.....W.....18-15
1-18-1945.....	A.....W.....75-31
12-10-1973.....	H.....W.....91-69
12-7-1974.....	H.....W.....92-60
12-6-1975.....	A.....L.....79-85
12-11-1976.....	H.....W.....54-52
12-12-1980.....	H.....W.....73-63
11-28-1986.....	H.....W.....99-83
12-17-1987.....	A.....L.....80-84
12-22-1988.....	H.....W.....91-76
12-23-1989.....	H.....W.....87-73
3-12-1989.....	N.....W.....83-71
12-4-1999.....	H.....W.....74-57
11-12-2010.....	H.....W.....96-66
Eastern Washington	1-0
(H - 1-0)	
11-25-2000.....	H.....W.....83-61
Evansville	4-0
(H - 2-0; A - 2-0)	
12-20-1989.....	A.....W.....80-66
12-18-1990.....	H.....W.....81-76
12-6-1995.....	H.....W.....67-63
12-17-1996.....	A.....W.....86-77
Florida	3-3
(H - 1-0; A - 0-1; N - 2-2)	
12-30-1987.....	N.....L.....59-83
4-3-2000.....	N.....W.....89-76
12-6-2000.....	H.....W.....99-83
12-5-2001.....	A.....L.....70-74
3-23-2003.....	N.....W.....68-46
11-27-2009.....	N.....L.....74-77
Florida A&M	1-0
(H - 1-0)	
11-19-2004.....	H.....W.....104-72
Florida Gulf Coast	1-0
(H - 1-0)	
11-13-2009.....	H.....W.....97-58
Florida International	1-0
(H - 1-0)	
12-18-2005.....	H.....W.....85-58
Florida State	0-1
(A - 0-1)	
3-17-1997.....	A.....L.....63-68
Fort Custer Officers	4-1
(H - 3-1; A - 1-0)	
1-9-1918.....	H.....L.....16-27
1-19-1918.....	H.....W.....24-20
1-24-1919.....	H.....W.....31-13
12-19-1919.....	A.....W.....53-3
12-2-1941.....	H.....W.....50-29
Franklin	0-2
(H - 0-1; A - 0-1)	
1-31-1925.....	A.....L.....14-36
2-20-1925.....	H.....L.....16-28
Fresno State	1-3
(H - 0-1; A - 0-1; N - 1-1)	
3-21-1983.....	H.....L.....58-72
3-19-1996.....	A.....L.....70-80
3-18-2001.....	N.....W.....81-65
11-23-2001.....	N.....L.....58-63

Furman	3-0
(H - 2-0; A - 1-0)	
11-28-1988.....	H.....W.....98-68
12-2-1989.....	A.....W.....84-63
11-23-1990.....	H.....W.....78-73
Geneva	1-0
(A - 1-0)	
1-9-1937.....	A.....W.....42-41
Georgetown	1-0
(N - 1-0)	
3-15-1986.....	N.....W.....80-68
George Mason	2-1
(H - 1-0; N - 1-1)	
12-28-1990.....	H.....W.....97-72
12-5-2004.....	N.....W.....66-60
3-17-2006.....	N.....L.....65-75
George Washington	4-3
(H - 2-1; A - 2-0; N - 0-2)	
12-30-1955.....	N.....L.....62-65
12-18-1984.....	A.....W.....68-54
12-4-1985.....	H.....W.....87-61
12-6-1986.....	A.....W.....77-62
12-5-1987.....	H.....L.....64-65
3-12-1997.....	H.....W.....65-50
12-4-2004.....	N.....L.....83-96
Georgia Tech	2-2
(H - 2-1; N - 0-1)	
1-4-1947.....	H.....W.....62-52
12-22-1949.....	H.....L.....60-68
3-23-1990.....	N.....L.....80-81
11-30-2005.....	H.....W.....88-86
Gonzaga	3-1
(H - 2-0; N - 1-1)	
11-29-1997.....	H.....W.....70-68
3-23-2001.....	N.....W.....77-62
12-22-2005.....	N.....L.....106-109
11-17-2009.....	H.....W.....75-71
Governor's Guard	3-0
(A - 3-0)	
3-10-1900.....	A.....W.....25-7
2-15-1902.....	A.....W.....19-0
2-18-1903.....	A.....W.....19-7
Grand Rapids JC	1-0
(A - 1-0)	
2-26-1921.....	A.....W.....20-11
Grand Rapids YMCA	6-2
(H - 1-2; A - 3-2)	
3-14-1903.....	H.....W.....42-7
2-12-1904.....	A.....W.....14-13
3-12-1904.....	H.....W.....41-10
1-28-1905.....	A.....L.....22-38
2-10-1906.....	A.....W.....25-20
1-25-1908.....	H.....W.....74-16
1-5-1918.....	A.....L.....21-22
1-4-1919.....	A.....W.....19-17
Great Lakes Naval T.S.	1-4
(H - 1-2; A - 0-2)	
1-6-1942.....	H.....W.....33-31
1-9-1943.....	A.....L.....34-38
2-11-1943.....	H.....L.....39-56
12-5-1945.....	H.....L.....49-53
2-11-1946.....	A.....L.....58-59
Gwynn Club	1-0
(A - 1-0)	
3-25-1920.....	A.....W.....66-12
Hardin-Simmons	1-0
(H - 1-0)	
12-16-1967.....	H.....W.....95-76

Harvard	2-2
(H - 2-2)	
12-24-1941.....	H.....W.....39-28
1-1-1943.....	H.....L.....28-31
12-29-1947.....	H.....W.....53-47
12-28-1949.....	H.....L.....57-68
Haskell Indians	1-0
(H - 1-0)	
2-17-1908.....	H.....W.....33-18
Hawai'i	0-2
(A - 0-2)	
12-30-1981.....	A.....L.....61-62
11-19-2005.....	A.....L.....62-84
Hawaiian All-Stars	1-1
(H - 1-1)	
1-26-1937.....	H.....L.....24-25
11-1-1938.....	H.....W.....55-31
Hawaiian Army	1-0
(A - 1-0)	
12-30-1965.....	A.....W.....97-69
Hawaiian Marines	1-0
(A - 1-0)	
12-27-1965.....	A.....W.....84-53
Hillsdale	8-0
(H - 7-0; A - 1-0)	
3-1-1902.....	H.....W.....58-20
3-15-1902.....	A.....W.....36-17
1-29-1903.....	H.....W.....49-2
1-7-1928.....	H.....W.....58-24
12-14-1928.....	H.....W.....47-15
2-21-1930.....	H.....W.....34-28
1-21-1935.....	H.....W.....45-24
11-27-1948.....	H.....W.....53-43
Holland YMCA	1-1
(A - 1-1)	
1-3-1919.....	A.....L.....15-21
12-27-1919.....	A.....W.....20-18
Holy Cross	1-1
(N - 1-1)	
12-29-1973.....	N.....W.....97-85
12-29-1976.....	N.....L.....61-70
Hope	22-12
(H - 17-5; A - 5-7)	
1-31-1905.....	A.....L.....30-44
1-5-1907.....	H.....W.....50-30
2-16-1907.....	A.....W.....33-23
3-3-1910.....	H.....W.....40-21
3-11-1910.....	A.....L.....30-38
2-17-1911.....	A.....L.....24-48
3-3-1911.....	H.....W.....36-24
1-23-1912.....	A.....L.....40-41
2-21-1912.....	H.....W.....55-23
1-29-1913.....	A.....W.....33-26
2-21-1913.....	H.....W.....58-25
1-13-1915.....	H.....W.....56-20
2-24-1915.....	A.....W.....46-28
1-14-1916.....	H.....L.....14-20
2-4-1916.....	A.....W.....21-18
1-19-1917.....	H.....W.....34-20
2-23-1917.....	H.....L.....13-18
1-18-1918.....	A.....L.....23-33
2-15-1918.....	H.....W.....35-10
2-8-1919.....	A.....L.....18-21
3-1-1919.....	H.....L.....20-26
1-9-1920.....	A.....L.....16-21
3-6-1920.....	H.....W.....34-23
1-14-1921.....	H.....W.....31-17
2-25-1921.....	A.....W.....27-23
3-3-1922.....	H.....W.....29-28
1-3-1924.....	H.....W.....22-7
2-3-1925.....	H.....L.....19-20

ALL-TIME RECORDS VS. OPPONENTS

2-9-1927	H	W	46-31
2-10-1928	H	W	36-21
2-8-1929	H	W	51-18
1-28-1930	H	W	55-16
1-29-1937	H	L	21-25
12-9-1937	H	W	51-27

Houston.....0-1
(A - 0-1)

12-28-1971 A L 73-106

Howard.....1-0

(H - 1-0)
12-3-1999 H W 75-45

Idaho.....1-0

(H - 1-0)
11-16-2008 H W 100-62

Idaho State.....1-0

(H - 1-0)
12-30-1995 H W 68-55

Illinois.....55-55

(H - 35-18; A - 17-36; N - 3-1)

3-5-1951 H L 43-49

2-11-1952 A L 62-84

1-19-1953 H L 64-76

3-2-1953 A L 53-66

1-9-1954 H W 60-59

2-14-1955 A L 72-90

1-2-1956 A L 65-73

2-18-1956 H L 76-96

2-9-1957 H W 70-64

2-18-1957 A W 89-83

2-15-1958 H W 69-56

1-10-1959 A W 97-96

1-16-1960 A L 88-96

2-8-1960 H W 78-77

1-30-1961 A L 92-93

2-20-1961 H W 90-80

1-13-1962 H L 65-66

2-9-1963 A L 86-91

1-4-1964 A L 66-87

2-17-1964 H W 85-82

2-20-1965 H L 94-113

3-9-1965 A L 89-121

2-22-1966 H W 68-66

1-7-1967 A W 76-74

1-6-1968 A L 56-66

3-9-1968 H W 62-59

2-15-1969 H W 75-70

3-4-1969 A L 57-71

12-29-1969 N L 77-86

2-24-1970 H L 67-74

3-7-1970 A W 81-76

1-9-1971 A L 61-89

1-16-1971 H L 67-69

2-8-1972 H W 89-79

2-24-1973 A L 71-81

1-14-1974 A W 90-82

1-28-1974 H W 93-82

2-1-1975 A W 75-60

3-1-1975 H W 96-82

1-24-1976 A W 74-63

2-21-1976 H W 69-59

1-20-1977 H W 67-58

3-5-1977 A W 62-61

1-12-1978 A W 82-70

2-25-1978 H W 89-67

1-11-1979 A L 55-57

2-24-1979 H W 76-62

1-26-1980 A L 65-74

2-2-1980 H W 68-59

1-29-1981 H L 70-71

2-21-1981 A L 62-82

1-16-1982 A L 51-55

2-25-1982 H W 56-47

1-27-1983 H L 71-78

2-19-1983	A	L	61-69
1-26-1984	A	L	40-46
2-19-1984	H	L	53-70
1-12-1985	A	L	63-75
2-7-1985	H	W	64-56
1-12-1986	H	W	58-51
2-6-1986	A	W	84-80
1-5-1987	A	L	72-79
3-7-1987	H	L	64-77
1-9-1988	A	L	62-77
2-13-1988	H	L	65-83
1-7-1989	A	L	54-71
2-16-1989	H	L	56-75
1-18-1990	A	L	64-73
2-17-1990	H	W	70-63
1-17-1991	A	W	71-68
2-16-1991	H	W	62-58
1-11-1992	H	W	77-75
3-7-1992	A	L	71-80
1-9-1993	H	L	39-52
2-10-1993	A	L	80-83
1-8-1994	H	W	79-74
2-9-1994	A	L	64-72
1-28-1995	A	W	75-67
2-15-1995	H	W	68-58
1-6-1996	A	W	68-58
3-6-1996	H	W	77-67
1-22-1997	H	L	63-66
2-15-1997	A	L	68-79
1-17-1998	H	W	68-64
2-12-1998	A	L	63-84
1-16-1999	A	W	51-49
2-11-1999	H	W	61-44
3-7-1999	N	W	67-50
1-30-2000	H	W	91-66
3-12-2000	N	W	76-61
2-6-2001	A	L	66-77
3-2-2002	A	W	67-61
2-12-2002	H	L	61-63
2-2-2003	H	W	68-65
2-18-2003	A	L	40-70
2-20-2004	A	L	51-75
2-1-2005	H	L	68-81
1-5-2006	A	L	50-60
3-4-2006	H	L	68-75
3-10-2006	N	W	61-56
1-14-2007	H	W	63-57
1-30-2007	A	L	50-57
1-30-2008	H	W	51-41
3-6-2008	A	W	59-51
1-17-2009	H	W	63-57
3-1-2009	A	W	74-66
1-16-2010	H	W	73-63
2-6-2010	A	L	73-78
1-18-2011	A	L	62-71
2-19-2011	H	W	61-57

Illinois Athletic Club.....1-3

(H - 1-1; A - 0-2)

1-15-1915 H L 21-22

1-22-1916 A L 18-50

1-26-1917 H W 39-27

2-15-1917 A L 23-43

Illinois-Chicago.....12-3

(H - 10-0; A - 2-3)

2-3-1983 H W 99-82

12-22-1984 A W 81-60

12-21-1985 H W 99-74

12-16-1986 A L 65-74

12-15-1987 H W 78-64

12-13-1988 H W 96-74

12-12-1989 A L 57-65

12-17-1991 H W 75-51

12-15-1992 H W 79-75

12-14-1993 H W 90-77

11-30-1994 A W 92-78

12-5-1996 H W 90-60

11-21-1997	A	L	58-70
12-13-1998	H	W	77-33
12-2-2000	H	W	97-53

Indiana.....47-64

(H - 34-21; A - 12-42; N - 1-1)

1-16-1920 H L 19-20

12-31-1928 H L 33-37

12-23-1947 H W 64-60

12-6-1948 A L 36-48

12-10-1949 H L 58-73

1-2-1950 A L 50-60

1-13-1951 H L 37-47

3-3-1952 A L 67-70

1-5-1953 H L 62-69

2-14-1953 A L 50-65

2-6-1954 A L 74-79

2-20-1954 H L 61-63

1-17-1955 A L 79-88

2-28-1955 H W 93-77

1-16-1956 A L 70-79

3-2-1957 H W 76-61

2-8-1958 A L 79-82

3-8-1958 H L 72-75

1-3-1959 H W 79-77

2-28-1959 A W 86-82

3-5-1960 H L 80-86

1-9-1961 A L 55-79

1-6-1962 A L 71-76

2-24-1962 H W 97-85

1-5-1963 H L 84-96

2-23-1963 A L 94-113

1-11-1964 H W 107-103

2-8-1965 A L 94-112

2-26-1966 H W 69-63

3-5-1966 A L 76-86

2-6-1967 A L 77-82

2-13-1967 H W 86-77

2-20-1968 H W 75-70

2-1-1969 A L 76-79

1-3-1970 A W 85-84

2-21-1970 H W 78-66

11-29-1971 H L 70-71

2-16-1971 A L 76-90

1-29-1972 H W 83-73

2-5-1972 A L 69-83

1-22-1973 H L 89-97

2-19-1973 A L 65-75

2-25-1974 A L 85-97

1-4-1975 H L 55-107

3-8-1975 A L 79-94

1-12-1976 H L 57-69

2-9-1976 A L 70-85

1-17-1977 A W 61-60

2-5-1977 H L 79-81

1-30-1978 A L 66-71

2-4-1978 H W 68-59

12-30-1978 N W 74-57

1-18-1979 H W 82-58

2-15-1979 A W 59-47

1-12-1980 A L 64-72

2-21-1980 H L 72-75

1-8-1981 A L 43-55

3-7-1981 H L 48-69

1-7-1982 H W 65-58

3-6-1982 A L 58-74

1-20-1983 A L 85-89

2-26-1983 H W 62-54

1-19-1984 H L 62-70

2-26-1984 A W 57-54

1-5-1985 H W 68-61

3-7-1985 A W 68-58

1-5-1986 A W 77-74

3-5-1986 H L 79-97

1-8-1987 H L 60-79

2-4-1987 A L 80-84

1-16-1988 H W 75-74

2-18-1988 A L 58-95

1-21-1989	A	L	60-75
2-23-1989	H	L	65-76
1-24-1990	A	W	75-57
2-25-1990	H	W	72-66
1-26-1991	A	L	63-97
2-28-1991	H	L	56-62



ALL-TIME RECORDS VS. OPPONENTS

1-14-1961	A	L	72-86
3-6-1961	H	W	74-64
2-19-1962	A	L	51-59
1-23-1963	H	L	59-60
2-15-1964	H	W	107-82
2-22-1964	A	W	107-89
1-9-1965	H	L	78-85
1-16-1965	A	L	68-111
1-22-1966	A	L	76-90
1-14-1967	H	W	79-70
1-23-1968	H	L	71-76
2-27-1968	A	L	58-76
1-14-1969	A	L	76-77
2-18-1969	H	W	78-60
2-14-1970	A	L	77-103
1-12-1971	H	W	84-81
2-12-1972	A	W	100-91
2-26-1972	H	L	98-102
1-15-1973	A	W	76-74
2-3-1973	H	W	94-89
1-21-1974	H	W	95-86
1-20-1975	A	L	79-83
2-17-1975	H	W	90-78
1-5-1976	H	W	105-88
3-1-1976	A	W	93-88
2-7-1977	A	L	79-87
2-19-1977	H	W	81-79
1-21-1978	H	W	68-58
2-9-1978	A	W	71-70
2-10-1979	H	W	83-72
2-8-1979	A	W	60-57
1-19-1980	H	W	75-67
2-7-1980	A	L	39-44
1-10-1981	A	L	57-65
3-5-1981	H	W	71-70
1-28-1982	H	L	56-57
2-18-1982	A	L	53-59
1-5-1983	A	W	61-59
3-12-1983	H	L	57-75
1-4-1984	H	W	73-72
3-11-1984	A	W	51-44
1-17-1985	H	L	65-79
2-16-1985	A	W	57-55
1-16-1986	A	L	71-82
2-13-1986	H	W	83-73
1-29-1987	H	L	75-89
2-26-1987	A	L	64-93
2-6-1988	A	L	72-101
3-3-1988	H	L	87-103
1-5-1989	H	L	82-93
3-2-1989	A	W	83-81
1-13-1990	H	W	87-80
2-12-1990	A	W	80-70
1-5-1991	A	L	66-79
2-7-1991	H	L	67-71
2-6-1992	A	L	63-77
3-15-1992	H	W	64-53
1-28-1993	H	L	90-96
2-27-1993	A	L	64-66
1-29-1994	H	W	87-84
3-2-1994	A	W	80-72
1-7-1995	H	W	69-68
3-8-1995	A	L	78-79
1-20-1996	H	W	62-60
2-21-1996	A	L	47-83
1-22-1997	H	W	69-67
1-21-1998	A	W	78-57
2-7-1998	H	W	75-64
1-21-1999	H	W	80-65
2-6-1999	A	W	95-81
1-8-2000	A	W	75-53
3-10-2000	N	W	75-65
2-18-2001	H	W	94-70
1-22-2002	A	L	71-75
3-2-2002	H	W	93-79
1-11-2003	A	L	64-68
3-5-2003	H	W	82-54

2-4-2004	H	W	89-72
2-5-2005	A	W	75-64
3-11-2005	N	L	69-71
1-21-2006	H	W	85-55
2-14-2006	A	L	54-66
3-11-2006	N	L	48-53
1-4-2007	A	L	60-62
2-17-2007	H	W	81-49
1-12-2008	A	L	36-43
2-23-2008	H	W	66-52
1-29-2009	A	W	71-56
2-25-2009	H	W	62-54
1-9-2010	A	W	71-53
1-20-2010	H	W	70-63
2-2-2011	A	L	52-72
3-2-2011	H	W	85-66
3-10-2011	N	W	66-61
Iowa State4-2			
(H - 2-1; A - 1-1; N - 1-0)			
12-1-1956	H	L	53-60
12-23-1957	A	W	57-51
12-22-1960	H	W	92-81
12-14-1985	A	L	80-82
12-13-1986	H	W	86-85
3-25-2000	N	W	75-64
Ishpeming Amer. Leg.0-1			
(A - 0-1)			
3-24-1920	A	L	24-37
Jackson YMCA6-0			
(H - 3-0; A - 3-0)			
2-4-1905	H	W	47-12
1-25-1907	A	W	43-30
2-7-1908	H	W	42-29
2-21-1908	A	W	37-35
1-7-1910	H	W	51-18
1-25-1910	A	W	27-18
Jacksonville1-1			
(H - 1-0; A - 0-1)			
12-30-1976	A	L	63-65
12-1-2007	H	W	80-51
Jacksonville State1-0			
(H - 1-0)			
12-28-2002	H	W	76-52
John Carroll1-1			
(H - 1-0; A - 0-1)			
1-18-1924	H	W	24-17
3-6-1925	A	L	14-30
Kalamazoo18-2			
(H - 17-2; A - 1-0)			
1-29-1916	H	W	34-27
1-15-1919	H	W	42-20
1-10-1920	A	W	39-21
1-21-1920	H	W	34-15
1-11-1921	H	W	30-18
1-21-1922	H	L	28-39
2-3-1923	H	L	22-24
2-11-1928	H	W	36-24
1-26-1929	H	W	30-22
2-7-1930	H	W	33-12
1-23-1931	H	W	46-10
2-6-1932	H	W	17-9
2-4-1933	H	W	29-12
12-5-1934	H	W	30-25
1-8-1936	H	W	32-14
1-6-1937	H	W	39-18
1-27-1938	H	W	36-26
12-4-1939	H	W	42-22
12-2-1940	H	W	48-29
2-19-1945	H	W	81-26
Kansas5-4			
(H - 2-0; A - 0-3; N - 1-1)			
12-16-1960	A	L	69-93

12-8-1962	H	W	81-62
2-4-1979	H	W	85-61
12-5-1981	A	L	56-74
3-21-1986	N	L	86-96
12-7-1990	N	W	66-54
11-25-2003	A	L	74-81
1-10-2009	H	W	75-62
3-27-2009	N	W	67-62
Kansas State5-2			
(H - 2-1; A - 2-1; N - 1-0)			
12-20-1952	H	W	80-63
1-5-1954	A	W	78-63
12-17-1960	A	L	82-104
12-1-1962	H	L	56-66
11-27-1989	N	W	73-68
12-16-1995	A	W	67-54
12-21-1996	H	W	75-43
Kent2-0			
(H - 1-0; N - 1-0)			
3-16-1989	N	W	83-69
12-27-1996	H	W	83-64
Kentucky10-12			
(H - 5-3; A - 3-7; N - 2-2)			
2-13-1935	H	W	32-26
1-21-1936	A	L	19-27
1-2-1937	A	L	21-28
1-14-1937	H	W	24-23
1-8-1938	H	W	43-38
2-7-1938	A	L	27-44
1-13-1945	A	L	35-66
2-5-1945	H	W	66-50
1-12-1946	H	L	44-55
2-2-1946	A	L	51-59
1-27-1947	A	L	36-86
1-10-1948	H	L	45-47
3-16-1957	A	W	80-68
12-13-1971	A	W	91-85
12-2-1972	H	L	66-75
3-18-1978	N	L	49-52
3-21-1999	N	W	73-66
12-23-1999	A	L	58-60
12-16-2000	H	W	46-45
12-14-2002	A	W	71-67
12-13-2003	N	L	74-79
3-27-2005	N	W	94-88
Lake Forest6-1			
(H - 3-0; A - 3-1)			
2-12-1910	A	W	14-13
2-4-1911	A	L	26-28
1-22-1914	A	W	30-24
2-9-1923	H	W	26-18
3-8-1924	H	W	29-19
1-21-1927	A	W	39-30
3-1-1929	H	W	49-16
Lk. Linden Amer. Leg.1-0			
(A - 1-0)			
3-26-1920	A	W	60-24
Lamar3-0			
(H - 1-0; A - 1-0; N - 1-0)			
3-11-1979	A	W	95-64
11-25-1991	N	W	81-68
12-1-2001	H	W	80-71
Lombard0-2			
(H - 0-1; A - 0-1)			
2-6-1922	H	L	14-26
2-1-1924	H	L	12-13
Long Beach State3-1			
(H - 2-0; A - 1-0; N - 0-1)			
12-21-1974	N	L	62-74
12-6-1979	H	W	87-73
12-4-1980	A	W	71-60
12-30-1994	H	W	70-60

Long Island			1-2
(H - 0-1; A - 1-1)			
1-26-1940	A	L	25-34
1-4-1941	A	W	31-26
2-19-1941	H	L	23-24
Louisiana-Monroe			2-0
(H - 2-0)			
11-13-1998	H	W	89-58
11-14-2007	H	W	83-65
<i>* Known as NE Louisiana in 1998</i>			
Louisiana State			1-0
(A - 1-0)			
3-16-1979	A	W	87-71
Louisiana Tech			1-0
(H - 1-0)			
12-29-1990	H	W	77-62
Louisville			3-4
(H - 2-0; A - 0-2; N - 1-2)			
3-14-1959	N	L	81-88
12-5-1992	N	L	69-73
12-4-1993	A	L	68-77
12-3-1994	H	W	85-71
12-2-1995	A	L	59-79
1-22-1999	H	W	69-57
3-29-2009	N	W	64-52
Loyola (Chicago)			8-2
(H - 4-0; A - 4-2)			
1-20-1928	A	L	21-23
2-14-1931	H	W	24-16
2-3-1934	H	W	36-15
2-24-1934	A	W	22-20
12-24-1934	A	W	26-19
1-10-1936	H	W	32-20
1-2-1939	A	L	44-46
1-1-1940	A	W	30-22
12-9-2000	A	W	103-71
12-17-2002	H	W	80-54
Loyola, La.			1-1
(H - 1-0; A - 0-1)			
12-22-1964	H	W	94-70
12-20-1966	A	L	70-74
Loyola, Md.			1-0
(H - 1-0)			
12-30-2006	H	W	74-61
Loyola Marymount			2-0
(N - 2-0)			
12-29-1979	N	W	82-65
12-12-1992	N	W	73-70
Maine			2-1
(H - 2-0; A - 0-1)			
11-26-1985	H	W	89-58
1-4-1986	A	L	81-84
12-2-1987	H	W	87-44
Marietta			1-0
(H - 1-0)			
3-8-1917	H	W	30-20
Marquette			31-23
(H - 20-9; A - 9-14; N - 2-0)			
2-17-1922	H	L	19-26
2-11-1926	H	L	25-29
1-8-1927	H	W	35-32
1-22-1927	A	L	12-24
1-21-1928	A	L	18-21
2-25-1928	H	W	30-25
1-11-1929	H	W	29-19
3-4-1929	A	W	26-15
1-31-1930	H	W	24-21
1-3-1930	A	L	14-21
1-9-1931	H	W	19-16
2-28-1931	A	W	24-24

ALL-TIME RECORDS VS. OPPONENTS

2-15-1932	H	W	25-23
2-25-1932	A	L	18-43
1-12-1933	H	L	28-32
2-25-1933	A	L	21-28
1-18-1934	H	L	24-26
2-23-1934	A	L	16-40
1-17-1935	H	W	30-29
2-18-1935	A	L	17-20
1-17-1936	H	L	20-21
1-18-1936	H	W	35-31
2-22-1936	A	W	29-28
1-16-1937	H	L	25-32
2-20-1937	A	L	26-31
1-22-1938	H	L	24-41
2-19-1938	A	L	26-40
2-13-1939	H	W	35-29
2-20-1939	A	L	36-38
1-15-1940	H	W	48-19
2-24-1940	A	W	21-17
1-10-1941	H	W	25-18
2-22-1941	A	W	37-36
1-16-1942	H	W	51-40
2-21-1942	A	W	47-45
1-11-1943	A	L	32-41
2-15-1943	H	L	36-47
1-6-1947	H	W	53-51
2-3-1947	A	W	56-55
1-14-1948	H	W	57-54
2-14-1948	A	W	53-48
1-7-1949	H	L	48-68
2-5-1949	A	L	42-59
1-13-1950	H	W	81-64
2-25-1950	A	L	58-75
2-19-1950	H	W	74-42
12-15-1951	A	W	53-47
12-6-1952	H	W	62-51
12-17-1953	H	W	65-60
12-1-1954	H	W	91-72
2-8-1956	A	L	81-90
12-22-1956	H	W	92-65
3-13-1959	N	W	74-69
3-15-2007	N	W	61-49
Marshall			1-0
(H - 1-0)			
12-19-1981	H	W	101-82
Maryland			3-2
(A - 1-0; N - 2-2)			
12-29-1955	A	W	95-75
3-28-2003	N	W	60-58
11-17-2006	N	L	60-62
11-27-2008	N	L	62-80
3-21-2010	N	W	85-83
Massachusetts			2-0
(N - 2-0)			
12-27-1985	N	W	93-45
11-28-2009	N	W	106-68
Meija Univ. (Japan)			1-0
(H - 1-0)			
1-28-1933	H	W	63-15
Memphis			0-2
(N - 0-2)			
12-30-1967	N	L	57-73
3-28-2008	N	L	74-92
Mercer (Ga.)			0-1
(H - 0-1)			
1-1-1926	H	L	33-37
Mercury A.C. (Chic.)			0-1
(A - 0-1)			
2-12-1915	A	L	20-25
Miami, Ohio			1-0
(H - 1-0)			
12-3-1966	H	W	63-51

Michigan			74-93
(H - 45-36; A - 29-57)			
1-9-1909	A	W	24-16
2-20-1909	H	W	45-23
1-11-1918	A	L	13-17
3-2-1918	H	L	25-33
2-15-1919	H	L	17-19
2-28-1919	A	W	33-24
1-30-1920	A	W	23-13
2-28-1920	H	W	34-27
2-5-1921	A	L	24-37
2-22-1921	H	L	10-17
1-6-1922	A	L	26-27
2-22-1922	H	L	17-19
1-3-1923	A	L	11-33
1-20-1923	H	L	13-29
1-11-1924	A	L	19-23
2-6-1924	H	L	20-31
12-13-1924	A	L	10-26
1-16-1926	A	L	15-38
12-11-1926	A	L	13-34
12-10-1927	A	L	23-43
12-7-1928	A	W	31-24
2-15-1930	H	W	27-26
12-13-1930	A	L	22-32
12-21-1931	A	L	5-27
2-13-1932	H	W	14-13
12-10-1932	A	W	20-17
2-11-1933	H	L	16-28
12-9-1933	A	W	26-25
2-10-1934	H	W	33-26
12-15-1934	A	L	25-31
2-9-1935	H	W	30-28
12-14-1935	A	L	24-35
2-15-1936	H	L	23-41
12-12-1936	A	L	21-34
2-13-1937	H	L	31-38
12-11-1937	A	L	40-43
2-12-1938	H	W	41-35
12-10-1938	A	L	34-41
2-11-1939	H	L	25-30
12-9-1939	A	L	27-33
1-20-1940	H	L	27-32
2-17-1940	A	L	14-42
2-12-1941	H	W	35-32
2-13-1941	A	L	20-37
2-11-1942	H	W	57-34
12-7-1942	A	L	31-36
1-4-1943	H	L	26-29
12-1-1945	A	L	39-47
1-7-1946	H	W	49-36
12-7-1946	A	L	29-51
3-1-1947	H	L	47-59
12-18-1947	H	W	43-38
3-6-1948	A	L	28-69
12-4-1948	A	L	33-66
1-31-1949	H	L	38-49
12-3-1949	H	L	49-52
2-20-1950	A	L	53-70
1-20-1951	A	W	49-36
2-17-1951	H	W	43-32
1-19-1952	A	L	36-50
3-1-1952	H	W	80-59
1-17-1953	A	W	66-64
3-7-1953	H	W	55-52
1-16-1954	A	L	62-64
3-6-1954	H	W	76-61
1-15-1955	H	W	84-82
3-5-1955	A	W	83-68
2-6-1956	H	W	86-76
3-5-1956	A	W	76-75
1-7-1957	H	L	69-70
3-4-1957	A	L	72-81
2-17-1958	A	W	79-69
2-14-1959	H	W	103-91
1-9-1960	H	W	89-58
2-27-1960	A	L	65-72

1-16-1961	H	W	81-69
2-13-1961	A	L	67-78
1-20-1962	A	W	80-74
2-2-1963	H	L	71-72
1-25-1964	H	L	77-91
2-1-1964	A	L	79-95
1-26-1965	H	L	98-103 ot
2-13-1965	A	L	83-98
1-21-1966	H	W	86-77
3-7-1966	A	L	59-81
1-13-1968	A	W	86-81
2-3-1968	H	W	82-77
1-25-1969	H	L	70-75
2-8-1969	A	W	86-82
1-24-1970	H	L	88-91
3-6-1971	A	L	63-88
1-8-1972	A	L	75-83
3-4-1972	H	W	96-92
1-13-1973	H	L	71-78
2-10-1973	A	L	81-97
1-19-1974	A	L	82-84
3-9-1974	H	L	87-103
1-11-1975	H	W	86-78
2-8-1975	A	L	84-96
1-17-1976	A	L	63-66
2-14-1976	H	L	64-81
1-15-1977	H	L	70-83
2-26-1977	A	L	65-69 ot
2-2-1978	H	L	63-65
2-11-1978	A	W	73-62
1-25-1979	A	L	48-49
2-17-1979	H	W	80-57
1-24-1980	A	W	59-58 ot
2-16-1980	H	W	82-74
2-5-1981	A	L	77-79 ot
2-14-1981	H	W	70-66
1-21-1982	A	W	64-62
2-11-1982	H	W	66-55
2-5-1983	A	W	70-65
2-12-1983	H	L	67-74
2-2-1984	H	W	72-67
2-11-1984	A	L	61-71
1-24-1985	A	L	75-86
2-23-1985	H	L	73-75
1-25-1986	H	W	91-79
2-20-1986	A	W	74-59
1-15-1987	A	L	70-74
2-15-1987	H	W	90-81
1-14-1988	H	L	72-90
2-22-1988	A	L	67-77
2-4-1989	A	L	66-82
2-27-1989	H	L	52-79
1-27-1990	A	L	63-65
3-1-1990	H	W	78-70
1-3-1991	H	W	85-70
3-9-1991	A	W	66-59
1-29-1992	H	L	79-89 ot
2-15-1992	A	W	70-59
2-2-1993	H	L	69-73
3-7-1993	A	L	81-87 ot
1-5-1994	A	L	64-75
2-5-1994	H	L	51-59
1-22-1995	A	W	73-71
2-21-1995	H	W	67-64
1-13-1996	H	L	54-76
2-27-1996	A	L	46-75
1-25-1997	H	L	61-74
2-1-1997	A	L	65-85
1-10-1998	A	L	69-79
2-17-1998	H	W	80-75
1-9-1999	H	W	81-67
2-18-1999	A	W	73-58
2-1-2000	A	W	82-62
3-4-2000	H	W	114-63
1-30-2001	A	W	91-64
3-3-2001	H	W	78-57
1-30-2002	H	W	71-44

1-26-2003	A	L	58-60
1-17-2004	H	W	71-54
2-24-2004	A	W	72-69
1-27-2005	H	W	64-53
2-12-2005	A	W	64-49
1-25-2006	A	L	67-72
2-18-2006	H	W	90-71
2-13-2007	H	W	59-44
2-27-2007	A	L	56-67
1-27-2008	H	W	77-62
2-10-2009	A	W	54-42
1-26-2010	A	W	57-56
3-7-2010	H	W	64-48
1-27-2011	H	L	57-61
3-5-2011	A	L	63-70
Mich. College of Mines			1-0
(A - 1-0)			
3-27-1920	A	W	28-26
Mich. School for the Deaf			1-0
(A - 1-0)			
2-2-1906	A	W	47-16
Michigan Tech.			1-0
(H - 1-0)			
2-14-1921	H	W	26-18
Middle Tenn. State			1-0
(H - 1-0)			
12-19-1977	H	W	72-51
Midland YMCA			1-0
(H - 1-0)			
2-8-1908	H	W	40-8
Minnesota			61-57
(H - 38-19; A - 22-35; N - 1-3)			
1-13-1943	A	L	32-46
12-24-1945	H	W	50-48
1-18-1947	A	L	59-73
1-31-1948	A	L	63-69
2-21-1949	H	L	47-57
2-13-1950	H	L	56-73
2-5-1951	H	W	50-44
2-26-1951	A	L	39-56
1-12-1952	A	L	49-55
2-18-1952	H	L	58-60
2-30-1952	A	L	47-64
1-31-1953	H	W	64-60
1-30-1954	A	L	71-79
1-22-1955	H	W	87-75
1-21-1956	H	W	80-69
2-13-1956	A	L	73-77
1-26-1957	A	W	72-59
2-23-1957	H	W	70-65
2-1-1958	H	W	88-64
1-24-1959	A	W	82-76
2-1-1960	H	W	84-63
2-13-1960	A	L	73-82
12-30-1960	N	L	77-83
1-23-1961	A	L	70-89
2-18-1961	H	L	72-75
1-22-1962	H	W	84-79
3-3-1962	A	L	91-98
1-26-1963	A	W	61-59
2-16-1963	H	L	70-75
1-14-1964	A	L	82-103
2-6-1965	H	L	79-88
1-8-1966	H	W	85-65
2-12-1966	A	L	71-81
2-18-1967	H	W	67-66
3-6-1967	A	W	67-59
3-2-1968	H	L	68-75
3-8-1969	A	L	65-78
1-17-1970	A	L	78-85
1-31-1970	H	L	87-92
2-13-1971	A	L	86-97
3-8-1971	H	W	73-71



ALL-TIME RECORDS VS. OPPONENTS

1-22-1972	H	L	57-67
1-27-1973	A	L	77-93
1-26-1974	A	W	67-66
2-16-1974	H	L	50-56
1-18-1975	A	L	71-82
2-15-1975	H	W	86-81 ot
1-31-1976	H	W	75-63
2-28-1976	A	L	61-71
1-24-1977	A	W	70-75 f
2-17-1977	H	W	77-99 f
1-5-1978	H	W	87-83
3-4-1978	A	W	71-70
1-6-1979	H	W	69-62
3-1-1979	A	W	76-63
1-5-1980	H	L	80-93
2-28-1980	A	L	73-87
1-15-1981	H	L	77-86
2-28-1981	A	L	89-92 2ot
1-9-1982	H	L	58-64
3-4-1982	A	L	51-54
1-15-1983	H	L	67-69
3-3-1983	A	W	79-67
1-14-1984	A	L	61-69
3-1-1984	H	W	83-62
1-19-1985	H	L	75-81
2-13-1985	A	L	64-73
1-18-1986	A	L	71-76
2-15-1986	H	W	76-66
1-31-1987	H	W	72-60
2-28-1987	A	W	77-67
1-27-1988	H	L	56-59
3-5-1988	A	L	61-62
1-28-1989	H	W	73-64
3-8-1989	A	L	61-77
2-1-1990	H	L	74-79
3-3-1990	A	W	75-73 ot
1-19-1991	H	W	73-64
2-25-1991	A	W	74-72
1-18-1992	A	L	66-70
3-11-1992	H	W	66-57
1-6-1993	A	L	57-64
2-6-1993	H	W	75-63
1-22-1994	A	L	66-68
2-23-1994	H	W	85-68
1-25-1995	H	W	54-53
2-18-1995	A	L	57-66
1-27-1996	A	W	68-54
2-14-1996	H	L	63-64 2ot
1-4-1997	H	L	43-68
3-6-1997	A	L	74-81
1-14-1998	A	W	74-60
2-14-1998	H	W	71-59
3-6-1998	N	L	73-76
1-13-1999	H	W	71-55
2-13-1999	A	W	84-82
3-2-2000	H	W	79-43
2-10-2001	A	W	94-83
1-5-2002	A	L	67-70
2-21-2002	H	W	74-55
1-18-2003	A	L	69-77
2-26-2003	H	W	71-61
1-28-2004	A	W	79-78 ot
2-14-2004	H	W	69-58
1-22-2005	A	W	69-55
2-16-2005	H	W	81-62
2-11-2006	A	L	55-69
1-24-2007	H	W	70-46
1-5-2008	H	W	65-59
1-20-2008	A	W	78-73
12-31-2008	A	W	70-58
2-4-2009	H	W	76-47
3-13-2009	N	W	64-56
1-13-2010	H	W	60-53
1-23-2010	A	W	65-64
3-12-2010	N	L	67-72 ot
12-31-2010	H	W	71-62
2-22-2011	A	W	53-48

Mississippi	1-0
(N - 1-0)	
3-14-1999	N W 74-66
Mississippi State	3-0
(H - 2-0; N - 1-0)	
1-2-1934	H W 35-25
12-29-1948	H W 74-28
1-2-1973	N W 90-82
Miss. Valley State	1-0
(H - 1-0)	
12-28-1999	H W 96-63
Missouri	3-4
(H - 2-1; A - 0-3; N - 1-0)	
12-30-1937	H W 43-33
1-5-1948	A L 44-46
12-17-1949	H L 54-73
12-1-1971	A L 67-77
12-22-1983	A L 66-79
12-15-1984	H W 79-61
11-19-2007	N W 86-83
Montana	1-0
(N - 1-0)	
11-28-2002	N W 80-60
Morehead State	1-0
(H - 1-0)	
12-1-1992	H W 121-53
Mt. St. Mary's	1-0
(N - 1-0)	
3-12-1999	N W 76-53
Mt. Union	2-0
(H - 1-0; A - 1-0)	
1-18-1921	H W 40-26
1-28-1921	A W 30-28
Murray State	1-0
(N - 1-0)	
3-15-1990	N W 75-71 ot
Muskegon YMCA	0-1
(A - 0-1)	
12-20-1919	A L 21-26
Muskingum	1-0
(H - 1-0)	
2-9-1916	H W 39-21
Navy	0-1
(H - 0-1)	
11-29-1986	H L 90-91 ot
Nebraska	8-6
(H - 4-1; A - 2-5; N - 2-0)	
2-13-1920	A L 28-43
2-14-1920	A L 20-29
12-27-1956	N W 79-65
12-20-1958	H W 80-55
12-17-1959	A W 82-80
12-20-1967	H W 74-70
12-16-1968	A L 59-73
12-29-1983	N W 58-45
11-30-1988	A W 77-75
11-29-1989	H W 80-69
11-28-1990	A L 69-71
12-4-1991	H W 101-78
12-18-1993	H L 81-85
12-10-1994	A L 91-96 ot
Nevada	0-1
(N - 0-1)	
3-18-2004	N L 66-72
Nevada-Las Vegas	0-1
(N - 0-1)	
12-15-1990	N L 75-95

New Hampshire	2-0
(H - 1-0; N - 1-0)	
12-30-1977	N W 102-65
12-29-1992	H W 81-51
New Mexico	2-0
(A - 2-0)	
12-18-1970	A W 73-69
12-28-1985	A W 76-61
New Mexico State	1-0
(N - 1-0)	
3-19-2010	N W 70-67
Nicholls State	2-0
(H - 2-0)	
12-9-2001	H W 92-38
11-27-2004	H W 102-52
North Carolina	3-10
(H - 1-1; A - 1-1; N - 1-7)	
3-22-1957	N L 70-74 3ot
12-30-1958	N W 75-58
12-6-1976	H L 58-81
12-16-1978	A L 69-70
11-21-1995	N L 70-92
3-19-1998	N L 58-73
12-1-1999	A W 86-76
11-29-2000	H W 77-64
4-2-2005	N L 71-87
3-17-2007	N L 67-81
12-3-2008	N L 63-98
4-6-2009	N L 72-89
12-1-2009	A L 82-89
UNC Asheville	4-0
(H - 4-0)	
12-30-1998	H W 64-39
12-17-2001	H W 76-56
11-22-2002	H W 66-52
12-29-2004	H W 92-63
North Carolina State	2-5
(H - 2-0; A - 0-3; N - 0-2)	
12-31-1958	A L 61-70
12-20-1975	A L 75-95
12-20-1976	H W 78-60
12-28-1981	N L 46-67
12-11-1982	A L 41-45
3-15-2002	N L 58-69
11-28-2007	H W 81-58
Northern Illinois	0-1
(H - 0-1)	
12-1-1970	H L 75-76
Northern Iowa	1-0
(N - 1-0)	
3-26-2010	N W 59-52
Northern Michigan	7-1
(H - 5-1; A - 2-0)	
3-23-1920	A W 43-13
2-4-1961	H L 71-79
12-2-1961	H W 75-59
11-30-1963	H W 109-86
12-3-1964	H W 82-76
12-12-1973	H W 91-63
12-16-1974	A W 91-59
12-16-1975	H W 81-65
Northwestern	81-37
(H - 46-8; A - 32-29; N - 3-0)	
2-8-1918	A L 16-19
12-22-1924	A L 17-26
12-21-1925	A L 13-42
12-20-1926	A L 22-34
12-22-1934	A L 26-39
12-21-1935	A L 25-29
1-23-1937	A L 29-44

12-23-1949	A L 46-68
1-6-1951	A W 67-62
2-12-1951	H W 52-48
1-7-1952	H W 82-49
2-2-1952	A L 76-86
12-27-1952	A W 52-47
1-24-1953	H W 76-63
2-1-1954	H W 65-62
2-22-1954	A L 71-80
2-12-1955	A L 54-56
2-21-1955	H W 71-69
2-20-1956	H W 96-93
2-2-1957	A W 77-63
1-18-1958	A W 83-78
1-25-1958	H W 74-60
1-31-1959	H W 81-72
2-16-1959	A W 71-68
2-22-1960	A L 69-71
1-21-1961	H L 62-77
1-27-1962	H L 70-71
2-26-1962	A L 64-71
1-19-1963	H W 80-68
3-9-1963	A L 83-100
2-8-1964	A L 86-93
2-29-1964	H W 107-97
1-23-1965	H L 75-76
1-30-1965	A L 75-77
1-29-1966	A W 77-68
3-11-1967	H W 79-66
1-20-1968	H W 75-62
2-17-1968	A L 61-69
1-4-1969	H L 71-85
1-18-1969	A W 89-75
1-10-1970	H W 98-93
3-13-1971	A L 67-85
1-18-1972	A L 69-76 ot
3-11-1972	H W 57-54
1-6-1973	H W 90-77
3-3-1973	A W 86-72
2-23-1974	H W 73-70
1-27-1975	H W 54-50
2-24-1975	A L 66-67
1-8-1976	A L 89-105
2-2-1976	H W 91-71
1-8-1977	H L 68-70
1-27-1977	A L 58-66
1-14-1978	A W 67-63
2-23-1978	H W 66-56
1-27-1979	A L 65-83
2-3-1979	H W 61-50
1-10-1980	A L 61-65
2-23-1980	H L 73-75 3ot
1-17-1981	H W 84-70
2-26-1981	A W 74-61
1-30-1982	H W 64-61
2-6-1982	A L 43-48
1-8-1983	A L 51-62
3-9-1983	H W 63-58
1-7-1984	H L 69-76
3-8-1984	A W 63-55
2-2-1985	A W 68-54
2-27-1985	H W 61-47
2-1-1986	H W 97-69
2-27-1986	A W 82-48
1-26-1987	A L 65-67
2-19-1987	H W 96-71
2-4-1988	A W 65-64
3-10-1988	H W 55-53
1-11-1989	A W 64-62
2-25-1989	H W 80-65
1-20-1990	H W 91-80
3-8-1990	A W 84-68
1-12-1991	H W 66-59
2-14-1991	A W 55-53
1-15-1992	H W 78-61
3-5-1992	A W 72-55
1-16-1993	A W 80-75

ALL-TIME RECORDS VS. OPPONENTS

2-17-1993	H	W	81-55
1-15-1994	H	W	67-46
2-17-1994	A	W	60-55
1-18-1995	H	W	93-56
2-25-1995	A	W	83-60
1-24-1996	H	W	68-54
2-17-1996	A	W	75-57
1-18-1997	H	W	75-62
2-19-1997	A	L	58-70
1-31-1998	A	W	72-66
1-30-1999	H	W	65-48
3-5-1999	N	W	61-59
1-22-2000	H	W	69-45
1-27-2000	A	W	59-29
1-10-2001	H	W	84-53
1-24-2001	A	W	74-58
2-6-2002	A	L	49-61
2-15-2003	H	W	64-51
1-21-2004	A	W	73-61
2-21-2004	H	W	66-56
3-12-2004	N	W	68-55
1-8-2005	H	W	87-58
3-2-2005	A	W	69-58
2-4-2006	A	W	77-66
1-10-2007	H	W	66-45
3-8-2007	N	W	62-57
1-24-2008	A	W	78-62
2-9-2008	H	W	70-55
1-3-2009	A	W	77-66
1-21-2009	H	L	63-70
1-2-2010	A	W	91-70
1-30-2010	H	W	79-70
1-3-2011	A	W	65-62
1-15-2011	H	W	71-67

Northwestern College 1-8 (H - 1-3; A - 0-5)

1-13-1912	A	L	19-25
2-6-1913	H	L	21-23
1-23-1914	A	L	24-44
2-6-1915	H	L	17-28
2-11-1915	A	L	22-41
1-20-1916	A	L	17-29
3-3-1916	H	L	21-28
2-16-1917	A	L	16-26
3-2-1917	H	W	28-14

Notre Dame 35-59 (H - 23-24; A - 10-35; N - 2-0)

1-31-1908	H	W	33-20
2-1-1908	H	L	16-23
2-25-1908	A	L	20-39
1-23-1909	A	L	10-26
2-8-1909	H	L	18-22
1-29-1910	A	W	28-21
2-19-1910	H	W	43-23
2-13-1913	H	W	40-7
1-24-1914	A	L	18-27
2-4-1914	H	W	45-22
2-2-1915	H	W	14-13
2-13-1915	A	L	19-24
1-19-1916	A	L	18-19
2-2-1916	H	L	23-24
1-27-1917	H	W	31-25
2-17-1917	A	L	19-33
2-1-1918	H	W	27-12
2-7-1918	A	L	23-25
2-1-1919	H	W	32-28
2-22-1919	H	L	16-17
1-24-1920	H	W	23-20
2-9-1920	A	L	23-30
1-22-1921	A	L	23-36
2-1-1921	H	W	37-25
1-31-1922	A	L	22-31
2-16-1922	H	W	30-24
12-9-1922	H	L	15-40
2-28-1923	A	W	22-21
1-25-1924	A	L	18-35

2-29-1924	H	L	21-23
1-16-1925	A	L	14-37
3-3-1925	H	L	10-42
1-22-1926	A	L	14-33
2-16-1926	H	L	25-40
1-29-1927	A	L	15-36
2-23-1927	H	L	22-34
1-28-1928	A	L	25-29
3-3-1928	H	W	26-16
1-23-1929	A	L	24-29
2-22-1929	H	L	27-28
1-22-1930	H	W	28-21
2-18-1930	A	L	17-29
1-9-1932	H	L	25-28
2-23-1932	A	L	20-28
1-9-1933	H	L	19-34
2-24-1933	A	L	25-30
1-6-1934	H	L	33-34
2-21-1934	A	L	19-28
2-21-1938	A	L	32-48
1-25-1941	A	L	39-46
3-1-1941	H	W	44-35
1-24-1942	A	L	49-52
2-28-1942	H	W	46-43
2-6-1943	A	L	34-45
2-27-1943	H	L	42-45
1-31-1946	A	L	57-62
2-20-1946	H	L	54-56
1-14-1947	H	L	56-74
2-8-1947	A	L	54-70
2-17-1948	H	L	44-51
2-24-1948	A	W	54-50
3-2-1949	A	L	47-63
2-23-1949	H	L	41-43
1-7-1950	H	L	65-76
1-18-1950	A	L	65-71
1-25-1951	H	W	60-43
2-19-1951	A	L	46-56
1-2-1952	A	W	66-52
1-15-1952	H	L	48-56
2-16-1953	A	L	64-72
2-9-1954	H	L	71-74
2-7-1955	A	W	93-79
12-21-1955	H	W	84-78
1-15-1957	A	L	76-86
3-15-1957	N	W	85-83
12-21-1957	H	W	79-72
12-17-1958	A	W	74-56
12-5-1959	H	W	61-56
2-5-1961	H	W	89-74
12-16-1961	H	L	72-73
12-4-1962	A	L	85-92
1-18-1964	H	L	80-95
12-8-1964	A	L	93-100
12-11-1965	A	W	93-69
2-1-1967	A	W	85-80
1-30-1968	H	W	89-68
1-31-1969	A	W	71-59
1-20-1970	H	W	85-82
1-26-1971	A	L	80-104
2-1-1972	H	W	98-74
2-7-1973	A	L	72-85
2-4-1974	H	L	89-91
2-5-1975	A	W	76-73
3-18-1979	N	W	80-68

Oakland 10-0

(H - 7-0; A - 1-0; N - 2-0)

11-17-1998	A	W	96-66
12-18-1999	H	W	86-51
11-19-2000	H	W	97-61
12-19-2001	H	W	78-50
1-29-2005	H	W	92-75
11-25-2006	H	W	71-53
11-24-2007	H	W	75-71
12-27-2008	N	W	82-66
12-10-2009	H	W	88-57
12-11-2010	N	W	77-76

Oberlin 7-6

(H - 6-1; A - 1-5)

1-8-1908	H	W	46-21
2-23-1918	H	W	35-20
1-11-1919	A	L	14-24
1-2-1920	H	W	36-8
1-29-1921	A	L	21-23
2-19-1921	H	L	29-37
1-28-1922	A	L	25-26
3-3-1923	A	L	16-23
2-28-1925	H	W	29-27
3-7-1925	A	L	16-25
2-14-1930	H	W	24-10
1-31-1931	A	W	33-22
12-17-1938	H	W	58-23

Ohio 1-0

(H - 1-0)

1-1-1932	H	W	29-15
----------	---	---	-------

Ohio Northern 3-0

(H - 2-0; A - 1-0)

1-29-1915	A	W	45-16
2-8-1917	H	W	53-9
1-3-1928	H	W	39-25

Ohio State 63-53

(H - 40-16; A - 22-35; N - 1-2)

3-5-1910	A	L	13-31
12-21-1911	A	L	12-42
12-21-1940	H	W	46-38
12-9-1944	A	L	31-58
12-28-1944	H	L	31-67
12-27-1945	A	L	42-62
2-16-1946	H	W	64-41
2-15-1947	H	L	46-58
2-21-1948	H	L	50-72
2-28-1949	A	L	51-70
2-11-1950	A	L	43-87
2-27-1951	A	L	49-58
1-9-1952	H	W	70-52
1-3-1953	H	W	68-57
2-7-1953	A	L	62-73
1-23-1954	H	W	83-76
1-3-1955	A	L	76-83
1-28-1956	H	W	94-91
3-3-1956	A	L	84-96
1-19-1957	A	L	51-70
1-28-1957	H	W	73-64
1-4-1958	A	L	56-70
1-19-1959	H	W	92-77
1-30-1960	A	L	79-111
2-20-1960	H	L	83-84
2-11-1961	H	L	62-83
3-4-1961	A	L	83-91
2-17-1962	H	L	72-80
2-18-1963	A	L	77-87
1-27-1964	H	W	102-99
3-7-1964	A	W	81-80
2-22-1965	A	L	90-101
3-6-1965	H	L	75-97
1-15-1966	H	W	80-64
2-28-1966	A	W	98-79
2-20-1967	A	L	64-80
2-27-1967	H	W	74-63
2-10-1968	A	L	62-90
3-1-1969	H	W	85-72
2-10-1970	H	L	66-89
2-28-1970	A	W	82-80
1-30-1971	A	W	82-70
2-6-1971	H	L	76-87
2-7-1972	A	L	73-92
2-26-1973	H	W	87-83
1-12-1974	H	W	83-75
2-11-1974	A	W	75-67
1-6-1975	H	W	88-84
2-3-1975	A	W	101-83
1-10-1976	H	W	92-82

2-7-1976	A	W	83-82
2-12-1977	A	W	71-57
2-28-1977	H	W	80-79
1-28-1978	A	W	70-60
2-18-1978	H	W	79-74
2-1-1979	H	W	84-79
2-10-1979	A	W	73-57
1-31-1980	H	W	74-54
2-9-1980	A	L	59-71
1-31-1981	H	W	60-54
2-7-1981	A	L	61-73
2-4-1982	A	L	49-50
2-13-1982	H	L	46-51
1-22-1983	A	L	69-74
2-24-1983	H	W	101-94
1-21-1984	H	L	68-82
2-22-1984	A	L	70-86
1-3-1985	H	W	82-79
3-9-1985	A	L	79-90
1-2-1986	A	L	73-84
3-8-1986	H	W	91-81
1-10-1987	H	W	90-80
2-9-1987	A	L	72-90
2-1-1988	H	W	76-64
2-27-1988	A	W	78-77
1-14-1989	H	L	81-83
2-11-1989	A	L	75-81
1-11-1990	H	W	78-68
2-10-1990	A	W	84-75
1-31-1991	H	W	75-61
3-3-1991	A	L	64-65
1-7-1992	A	L	46-62
2-29-1992	H	L	65-78
1-13-1993	A	W	77-60
2-13-1993	H	W	81-66
1-26-1994	A	W	77-71
2-26-1994	H	W	75-60
2-4-1995	A	W	67-58
2-7-1996	H	W	55-41
1-11-1997	H	W	69-66
2-26-1997	A	W	67-65
2-4-1998	A	W	84-58
1-27-1999	H	W	76-71
1-20-2000	A	L	67-78
1-25-2000	H	W	83-72
1-21-2001	H	W	71-56
1-27-2001	A	L	55-64
2-10-2002	H	W	67-64
2-26-2002	A	W	81-76
1-9-2003	H	W	66-55
3-8-2003	A	W	72-58
3-15-2003	N	L	54-55
2-7-2004	A	W	84-70
2-9-2005	H	W	83-69
1-15-2006	A	W	62-59
2-22-2006	H	L	68-79
1-27-2007	A	L	64-66
2-3-2007	H	L	54-63
1-15-2008	H	W	66-60
3-9-2008	A	L	54-63
3-14-2008	N	W	67-60
1-6-2009	H	W	67-58
1-25-2009	A	W	78-67
3-14-2009	N	L	70-82
2-21-2010	H	L	67-74
2-15-2011	A	L	61-71

Ohio Wesleyan 2-3

(H - 2-2; A - 0-1)

1-29-1922	A	L	22-25
2-24-1922	H	L	17-29
1-7-1929	H	L	28-31
1-4-1930	H	W	30-14
1-1-1931	H	W	25-17



ALL-TIME RECORDS VS. OPPONENTS

Oklahoma	4-3
(H - 1-0; A - 0-1; N - 3-2)	
12-29-1956... N... W	76-74
12-21-1963... N... W	118-100
3-17-1993... A... L	86-88
3-19-1999... N... W	54-46
11-14-2001... H... W	67-55
1-4-2003... N... L	58-60
12-6-2003... N... L	77-80 ot

Oklahoma State	2-2
(H - 1-0; A - 0-1; N - 1-1)	
1-14-1995... H... W	70-69
12-18-1995... A... L	57-68
11-30-2002... N... L	61-64
11-28-2008... N... W	94-79

Old Dominion	1-0
(N - 1-0)	
3-18-2005... N... W	89-81

Olivet	7-4
(H - 6-2; A - 1-2)	
2-27-1899... H... L	6-7
3-13-1899... A... L	6-15
1-20-1900... A... L	5-6
2-3-1900... H... L	6-8
2-16-1901... H... W	18-10
3-2-1906... H... W	46-10
2-2-1907... H... W	41-24
2-22-1907... A... W	38-24
12-8-1925... H... W	36-13
1-21-1933... H... W	35-13
12-4-1933... H... W	23-16

Oregon	1-2
(N - 1-2)	
12-28-1961... N... L	59-71
12-27-1969... N... L	82-87
12-30-1988... N... W	76-71

Oregon State	3-3
(H - 1-1; A - 1-2; N - 1-0)	
12-27-1939... A... L	33-38
12-28-1939... A... W	36-26
12-29-1942... H... L	29-33
12-29-1978... N... W	65-57
2-5-1984... H... W	56-55
12-29-1988... N... L	58-63

Owosso YMCA	1-0
(H - 1-0)	
1-26-1906... H... W	76-12

Pacific	1-0
(N - 1-0)	
11-26-1993... N... W	83-64

Pennsylvania	3-1
(H - 1-0; A - 2-1)	
12-18-1954... A... L	67-73
12-14-1963... A... W	87-75
3-24-1979... A... W	101-67
11-29-2003... H... W	77-52

Penn State	29-7
(H - 18-1; A - 11-4; N - 0-2)	
1-2-1929... H... W	16-14
12-28-1938... H... W	35-21
12-29-1950... H... W	51-44
12-30-1954... H... W	85-74
3-13-1993... H... W	70-53
3-12-1994... A... L	70-71
2-2-1995... H... W	82-62
2-11-1995... A... W	68-53
1-31-1996... H... W	61-58
2-10-1996... A... L	50-54
1-15-1997... A... W	69-58
2-22-1997... H... W	71-57
1-24-1998... H... W	71-59

2-2-1999... A... W	70-68
1-5-2000... H... W	76-63
2-23-2000... A... W	79-63
1-3-2001... H... W	98-73
2-24-2001... A... W	76-57
3-9-2001... N... L	63-65
1-19-2002... A... W	77-65
1-22-2003... H... W	70-36
1-14-2004... H... W	76-58
2-28-2004... A... W	67-42
1-5-2005... A... W	84-58
3-5-2005... H... W	90-64
1-28-2006... H... W	69-60
1-20-2007... A... W	91-64
2-2-2008... A... L	76-85
2-20-2008... H... W	86-49
1-14-2009... A... W	78-73
2-1-2009... H... L	68-72
2-13-2010... A... W	65-54
3-4-2010... H... W	67-65
1-8-2011... A... L	62-66
2-10-2011... H... W	75-57
3-12-2011... N... L	48-61

Pepperdine	1-0
(N - 1-0)	
12-21-1998... N... W	79-67

Pittsburgh	3-1
(H - 1-1; A - 1-0; N - 1-0)	
2-18-1927... H... L	34-36
12-22-1953... H... W	83-51
12-17-1955... A... W	82-81
3-22-2008... N... W	65-54

Portland	1-0
(A - 1-0)	
12-29-1961... A... W	74-60

Portland State	1-0
(H - 1-0)	
12-10-1979... H... W	88-54

Prairie View A&M	1-0
(H - 1-0)	
12-18-2010... H... W	90-51

Princeton	5-1
(H - 2-1; A - 1-0; N - 2-0)	
12-30-1950... H... L	46-52
12-29-1951... H... W	52-46
12-17-1954... A... W	79-67
11-30-1979... N... W	60-46
12-30-1989... H... W	51-49
3-14-1998... N... W	63-56

Providence	3-0
(A - 1-0; N - 2-0)	
3-11-1978... N... W	77-63
12-20-1980... A... W	77-76
11-25-1990... N... W	82-58

Purdue	46-65
(H - 28-25; A - 15-40; N - 3-0)	
1-26-1910... A... L	9-35
12-20-1947... A... L	48-50
2-12-1949... H... L	48-66
2-4-1950... A... L	53-69
1-29-1951... A... L	55-59 ot
1-26-1952... H... W	56-47
2-21-1953... H... W	68-57
2-28-1953... A... W	77-72
2-13-1954... A... L	50-64
1-31-1955... H... W	79-72
1-14-1956... H... L	62-66
2-25-1956... A... L	56-63
1-5-1957... H... L	71-72
2-11-1957... A... W	68-66
1-11-1958... H... W	84-75
2-24-1958... A... L	70-72

2-7-1959... A... L	81-85
2-21-1959... H... W	94-87
2-6-1960... H... L	65-68
2-25-1961... A... L	74-85
1-15-1962... H... L	74-89
2-3-1962... A... L	64-86
2-4-1963... A... L	81-103
3-4-1963... H... L	93-94
2-3-1964... A... L	98-101
3-1-1965... H... W	110-92
1-10-1966... A... W	89-78
1-24-1966... H... W	92-74
2-11-1967... A... W	79-77
3-4-1967... H... W	75-71
3-5-1968... A... L	75-93
2-25-1969... H... L	72-74
2-3-1970... A... L	86-105
2-3-1970... H... L	98-101
2-27-1971... A... L	70-100
2-3-1971... H... L	60-65
2-19-1972... A... L	68-92
2-17-1973... H... L	84-88
1-5-1974... A... L	75-77
2-2-1974... H... W	76-74
1-2-1975... A... L	86-93
3-3-1975... H... W	84-82
1-26-1976... A... W	66-65
2-23-1976... H... W	89-76
1-22-1977... H... L	70-76
3-3-1977... A... L	69-78
1-19-1978... H... W	60-51
2-16-1978... A... L	80-99
1-13-1979... A... L	50-52
2-22-1979... H... W	73-67
1-3-1980... H... L	73-74
3-1-1980... A... L	73-91
1-24-1981... A... W	74-68
2-12-1981... H... L	48-63
1-14-1982... A... L	47-53
2-27-1982... H... L	49-51
1-29-1983... H... W	83-67
2-17-1983... A... L	55-61
1-28-1984... A... L	54-72
2-16-1984... H... W	63-53
1-10-1985... A... W	81-72 ot
2-9-1985... H... L	65-66
1-9-1986... H... L	83-88
2-8-1986... A... L	82-88
1-3-1987... A... L	72-87
3-4-1987... H... L	59-69
1-20-1988... A... L	67-78
1-20-1988... H... L	70-72
1-25-1989... H... W	106-83
2-18-1989... A... L	63-87
2-3-1990... A... W	64-53
3-11-1990... H... W	72-70
1-23-1991... A... L	51-62
2-23-1991... H... W	75-58
1-22-1992... A... W	66-61
2-22-1992... H... W	70-68
1-30-1993... A... W	72-64
3-3-1993... H... L	58-61
1-12-1994... A... L	77-89
2-12-1994... H... L	70-74
2-7-1995... H... L	69-78
2-3-1996... A... L	51-56
1-29-1997... A... L	62-72
2-8-1997... H... L	62-77
12-30-1997... A... W	74-57
3-1-1998... H... L	96-99 ot
2-16-1998... H... W	82-69
2-28-1999... A... W	60-46
2-8-2000... A... L	67-70
2-4-2001... H... W	72-55
1-16-2002... H... W	65-56
2-16-2002... A... W	62-59
1-14-2003... A... L	60-72

3-1-2003... H... W	69-61
3-14-2003... N... W	54-42
1-25-2004... A... L	70-76 ot
2-17-2004... H... W	62-55
1-18-2005... H... W	71-64
2-19-2005... A... W	68-57
2-8-2006... H... W	77-52
3-9-2006... N... W	70-58
2-7-2007... A... L	38-62
1-8-2008... H... W	78-75
2-12-2008... A... L	54-60
2-17-2009... A... L	54-72
3-8-2009... H... W	62-51
2-9-2010... H... L	64-76
2-28-2010... A... W	53-44
1-22-2011... A... L	76-86
2-27-2011... H... L	47-67
3-11-2011... N... W	74-56

Rhode Island	1-0
(N - 1-0)	
12-2-1977... N... W	92-64

Rice	1-0
(N - 1-0)	
11-26-1991... N... W	75-67

Robert Morris	1-0
(N - 1-0)	
3-20-2009... N... W	77-62

Rochester	1-1
(A - 1-1)	
12-29-1941... A... L	27-28
12-29-1972... A... W	103-61

Rochester YMCA	1-1
(H - 1-1)	
3-2-1909... H... W	30-18
3-3-1909... H... L	24-36

Romulus Army Air Base	1-0
(H - 1-0)	
2-4-1943... H... W	69-27

Rose Poly	1-2
(A - 1-2)	
1-27-1910... A... L	28-31
1-14-1911... A... L	20-26
1-20-1912... A... W	33-31

Rutgers	1-0
(N - 1-0)	
12-19-1970... N... W	81-71

Saginaw Bank Clerks	1-0
(A - 1-0)	
1-19-1907... A... W	29-19

Saginaw High School	2-0
(H - 1-0; A - 1-0)	
1-18-1907... A... W	35-17
1-11-1908... H... W	67-23

Saginaw YMCA	1-0
(H - 1-0)	
1-14-1905... H... W	62-12

St. Ignatius	0-2
(H - 0-1; A - 0-1)	
1-16-1923... H... L	18-27
3-2-1923... A... L	17-38

St. John's	0-2
(A - 0-2)	
12-27-1968... A... L	51-61
12-1-1979... A... L	73-88

ALL-TIME RECORDS VS. OPPONENTS

St. John's (Ohio)	3-1
(A - 3-1)	
2-26-1913 . . . A . . . W	39-24
2-25-1914 . . . A . . . W	50-17
1-25-1918 . . . A . . . W	27-19
1-27-1921 . . . A . . . L	20-21

St. Joseph's (Pa.)	1-1
(H - 1-1)	
12-18-1965 . . . H . . . L	65-82
12-27-1980 . . . H . . . W	71-67
St. Louis	0-1
(N - 0-1)	
3-27-1989 . . . N . . . L	64-74

St. Mary's (Mich.)	3-1
(H - 3-1)	
1-15-1916 . . . H . . . W	29-19
2-21-1923 . . . H . . . W	43-15
12-18-1923 . . . H . . . W	31-26
1-10-1925 . . . H . . . L	13-21

St. Mary's (Ohio)	0-1
(A - 0-1)	
3-1-1913 . . . A . . . L	26-28

St. Peter's	1-1
(H - 1-0; A - 0-1)	
12-1-1983 . . . A . . . L	66-73
12-10-1984 . . . H . . . W	50-38

St. Viator	1-2
(H - 1-2)	
2-26-1924 . . . H . . . L	25-27
1-13-1925 . . . H . . . L	18-23
1-9-1926 . . . H . . . W	30-27

San Diego State	1-0
(A - 1-0)	
12-29-1984 . . . A . . . W	77-61

San Francisco	1-1
(A - 1-0; N - 0-1)	
3-23-1957 . . . N . . . L	60-67
12-20-1974 . . . A . . . W	86-78

San Jose State	3-0
(H - 3-0)	
12-22-1987 . . . H . . . W	82-68
12-29-1989 . . . H . . . W	88-61
12-19-2007 . . . H . . . W	85-45

Santa Clara	0-1
(N - 0-1)	
11-22-1995 . . . N . . . L	71-77

Seton Hall	3-0
(H - 1-0; N - 1-0; A - 1-0)	
3-18-1994 . . . N . . . W	84-73
12-19-2000 . . . A . . . W	72-57
12-22-2001 . . . H . . . W	68-64

South Alabama	2-0
(H - 1-0; A - 1-0)	
12-4-1971 . . . H . . . W	87-72
1-3-1973 . . . A . . . W	86-78

South Carolina	4-2
(H - 3-1; A - 0-1; N - 1-0)	
12-20-1941 . . . H . . . W	41-29
12-18-1961 . . . H . . . W	99-91
12-9-1972 . . . A . . . L	64-83
12-8-1973 . . . H . . . L	63-74
11-26-1999 . . . N . . . W	59-56
11-16-2010 . . . H . . . W	82-73

South Dakota	1-0
(H - 1-0)	
12-5-1966 . . . H . . . W	81-54

South Florida	3-0
(H - 2-0; A - 1-0)	
12-20-1997 . . . A . . . W	68-53
12-21-2002 . . . H . . . W	65-56
12-16-2003 . . . H . . . W	73-60

South Haven	1-0
(A - 1-0)	
2-28-1908 . . . A . . . W	31-18
Southern Cal.	3-3
(H - 1-0; A - 1-3; N - 1-0)	
12-19-1953 . . . H . . . W	81-63
12-30-1953 . . . A . . . L	73-75
12-28-1957 . . . A . . . W	77-67
12-29-1964 . . . A . . . L	69-100
12-29-1970 . . . A . . . L	63-88
3-22-2009 . . . N . . . W	74-69

Southern Illinois	2-0
(H - 1-0; A - 1-0)	
12-13-1955 . . . H . . . W	99-71
1-27-1968 . . . A . . . W	68-56

Southern Methodist	1-0
(N - 1-0)	
12-29-1977 . . . N . . . W	95-69

Southern Mississippi	1-0
(N - 1-0)	
12-29-1975 . . . N . . . W	89-77

SW Missouri State	1-0
(N - 1-0)	
3-20-1992 . . . N . . . W	61-54

Southwest Louisiana	1-1
(H - 1-0; N - 0-1)	
12-3-1968 . . . H . . . W	90-84
12-28-1982 . . . N . . . L	66-71

Stanford	4-2
(H - 3-0; N - 1-2)	
12-27-1934 . . . H . . . W	25-18
12-20-1946 . . . H . . . W	57-45
12-29-1960 . . . N . . . L	80-81 tot
12-28-1991 . . . H . . . W	72-62
12-29-2001 . . . N . . . L	64-75
12-11-2004 . . . N . . . W	78-53

Stetson	1-0
(N - 1-0)	
12-11-1992 . . . N . . . W	78-59

Syracuse	7-10
(H - 4-2; A - 2-6; N - 1-2)	
2-2-1929 . . . A . . . L	17-24
1-1-1930 . . . H . . . L	19-21
1-3-1933 . . . H . . . W	23-16
1-13-1934 . . . A . . . L	21-27
1-1-1936 . . . A . . . L	34-38
1-19-1937 . . . H . . . W	36-30
1-15-1938 . . . A . . . L	46-59
8-18-1940 . . . H . . . W	31-29
12-27-1941 . . . A . . . W	33-31
1-2-1946 . . . H . . . W	76-48
12-31-1946 . . . A . . . W	61-57 tot
12-3-1977 . . . A . . . L	67-75
3-23-2000 . . . N . . . W	75-58
11-21-2001 . . . N . . . L	58-69
2-23-2003 . . . H . . . L	75-76
1-3-2004 . . . A . . . L	83-96
12-7-2010 . . . N . . . L	58-72

Temple	6-6
(H - 3-1; A - 1-3; N - 2-2)	
1-3-1936 . . . A . . . L	24-47
2-15-1939 . . . H . . . W	29-25
1-27-1940 . . . A . . . L	40-42
3-1-1940 . . . H . . . W	44-28
1-6-1941 . . . A . . . W	37-35

1-13-1941 . . . H . . . W	23-22
1-27-1945 . . . N . . . L	47-64
12-30-1969 . . . N . . . L	51-90
12-4-1997 . . . H . . . L	54-56
11-20-1998 . . . A . . . L	59-60
3-25-2001 . . . N . . . W	69-62
3-20-2008 . . . N . . . W	72-61

Tennessee	5-2
(H - 2-0; A - 2-1; N - 1-1)	
1-23-1939 . . . A . . . W	35-31
1-6-1940 . . . H . . . W	29-20
12-30-1970 . . . N . . . L	70-81
12-18-1971 . . . A . . . L	61-85
12-21-1993 . . . A . . . W	69-60
12-20-1994 . . . H . . . W	79-68
3-28-2010 . . . N . . . W	70-69

Tennessee Tech	2-0
(H - 2-0)	
12-28-2005 . . . H . . . W	80-63
11-28-2010 . . . H . . . W	73-55

Texas	3-4
(H - 0-1; A - 0-1; N - 3-2)	
11-27-1999 . . . N . . . L	74-81
3-30-2003 . . . N . . . L	76-85
11-16-2006 . . . N . . . W	63-61
12-22-2007 . . . N . . . W	78-72
12-20-2008 . . . N . . . W	67-63
12-22-2009 . . . A . . . L	68-79
12-22-2010 . . . H . . . L	55-67

Texas A&M	2-0
(N - 2-0)	
12-27-1971 . . . N . . . W	67-65
11-25-1989 . . . N . . . W	87-75

Texas Arlington	1-0
(H - 1-0)	
12-30-2009 . . . H . . . W	87-68

Texas Christian	1-1
(H - 1-0; A - 0-1)	
12-20-1986 . . . A . . . L	47-66
12-12-1987 . . . H . . . W	69-52

Toledo	5-3
(H - 3-2; A - 2-1)	
12-7-1968 . . . A . . . W	81-80
12-6-1969 . . . H . . . L	80-82
12-5-1970 . . . A . . . W	72-62 tot
11-28-1972 . . . H . . . W	98-96
12-18-1973 . . . A . . . L	51-79
11-22-1999 . . . H . . . W	78-83
12-30-2002 . . . H . . . L	76-81
11-20-2009 . . . H . . . W	75-62

Toledo Buckeyes	3-3
(H - 1-2; A - 2-1)	
1-16-1914 . . . H . . . W	40-24
2-26-1914 . . . A . . . W	26-25
1-9-1915 . . . H . . . L	23-33
1-28-1915 . . . A . . . L	27-31
2-19-1916 . . . H . . . L	23-32
2-24-1916 . . . A . . . W	28-22

Tri-State	1-0
(H - 1-0)	
1-17-1916 . . . H . . . W	30-13

Tulane	2-1
(H - 1-0; A - 1-1)	
12-20-1965 . . . H . . . W	80-61
12-21-1966 . . . A . . . W	76-66
12-29-1982 . . . A . . . L	58-81

Tulsa	2-2
(H - 1-0; A - 0-1; N - 1-1)	
12-9-1961 . . . H . . . W	90-70
12-18-1963 . . . A . . . L	88-89
12-28-1965 . . . N . . . L	67-78
12-22-1998 . . . N . . . W	68-58

Upper Canada Law	1-0
(H - 1-0)	
1-5-1924 . . . H . . . W	33-26

Utah	1-4
(A - 0-2; N - 1-2)	
12-21-1962 . . . A . . . L	79-88
12-28-1964 . . . N . . . L	96-98
12-20-1969 . . . A . . . L	85-105
3-17-1991 . . . N . . . L	84-85 tot
3-18-2000 . . . N . . . W	73-61

Utah State	0-2
(A - 0-1; N - 0-1)	
12-22-1962 . . . A . . . L	87-102
12-19-1980 . . . N . . . L	70-74

Valparaiso	4-1
(H - 3-1; N - 1-0)	
1-19-1922 . . . H . . . W	30-21
12-22-1922 . . . H . . . L	17-21
3-6-1924 . . . H . . . W	22-12
3-16-2000 . . . N . . . W	65-38
11-22-2009 . . . H . . . W	90-60

Vanderbilt	0-1
(N - 0-1)	
12-29-1967 . . . N . . . L	63-73

Vermont	2-0
(H - 1-0; N - 1-0)	
3-20-2005 . . . N . . . W	72-61
11-21-2006 . . . H . . . W	66-46

Victoria	1-0
(H - 1-0)	
1-11-1923 . . . H . . . W	33-10

Villanova	1-3
(A - 1-1; N - 0-2)	
12-27-1966 . . . A . . . L	63-66
12-28-1968 . . . N . . . L	66-75
3-22-1989 . . . A . . . W	70-63
11-29-2002 . . . N . . . L	73-81

Virginia	3-0
(H - 3-0)	
2-11-1947 . . . H . . . W	51-46
2-19-1949 . . . H . . . W	62-43
12-4-2002 . . . H . . . W	82-75

Va. Commonwealth	0-1
(A - 0-1)	
12-30-1975 . . . A . . . L	75-80

Wabash	3-6
(H - 3-0; A - 0-6)	
1-22-1909 . . . A . . . L	24-39
1-28-1910 . . . A . . . L	21-23
1-13-1911 . . . A . . . L	15-25
1-19-1912 . . . A . . . L	26-32
2-10-1917 . . . H . . . W	20-19
1-30-1919 . . . A . . . L	19-28
2-7-1919 . . . H . . . W	37-26
2-6-1920 . . . H . . . W	29-27
2-24-1920 . . . A . . . L	16-24

Wake Forest	1-0
(N - 1-0)	
12-30-1986 . . . N . . . W	71-62



ALL-TIME RECORDS VS. OPPONENTS

Washington.....	4-2
(H - 1-1; A - 0-1; N - 3-0)	
1-2-1942.....H.....L	42-45
12-30-1957.....A.....L	69-71
12-30-1964.....N.....W	93-92
3-13-1986.....N.....W	72-70
3-13-1996.....H.....W	64-50
11-24-2010.....N.....W	76-71

Washington State.....	3-1
(H - 2-0; N - 1-1)	
12-16-1939.....H.....W	52-44
12-28-1978.....N.....W	98-52
12-30-1992.....H.....W	77-61
11-27-1993.....N.....L	71-76

Washington, St. Louis.....	1-0
(A - 1-0)	
1-3-1948.....A.....W	46-45

Wayne State.....	15-1
(H - 9-1; A - 6-0)	
1-4-1935.....H.....W	31-17
1-26-1935.....A.....W	37-20
2-24-1939.....H.....L	33-40
2-14-1940.....H.....W	46-29
1-20-1945.....H.....W	47-38
1-15-1946.....A.....W	43-37
2-7-1946.....H.....W	46-45
12-28-1946.....A.....W	52-25
2-1-1947.....H.....W	49-36
12-27-1947.....A.....W	57-55
2-28-1948.....H.....W	63-49
1-22-1949.....A.....W	37-35 2ot
1-27-1949.....H.....W	63-48
2-17-1950.....H.....W	68-44
12-2-1950.....A.....W	51-50
12-1-1951.....H.....W	52-43

Weber State.....	1-2
(H - 1-0; N - 0-2)	
12-28-1979.....N.....L	61-63
3-17-1995.....N.....L	72-79
12-28-1996.....H.....W	83-51

Western Illinois.....	2-0
(H - 1-0; A - 1-0)	
11-22-1984.....A.....W	93-61
11-23-1985.....H.....W	98-63

Western Kentucky.....	1-1
(N - 1-1)	
12-14-1968.....N.....L	63-67
3-16-1978.....N.....W	90-69

Western Michigan.....	25-11
(H - 19-7; A - 6-4)	
1-12-1916.....H.....W	51-21
1-8-1919.....H.....W	19-18
1-17-1919.....A.....W	28-23
1-15-1921.....H.....W	22-16
2-25-1921.....A.....W	29-19
1-10-1922.....H.....W	28-20
12-15-1922.....H.....L	8-17
1-28-1924.....A.....L	14-29
2-12-1924.....H.....L	16-25
1-23-1925.....H.....L	20-21
2-25-1925.....A.....L	15-29
2-6-1926.....H.....L	25-30
2-26-1926.....A.....L	15-38
12-4-1963.....H.....W	101-100
12-5-1964.....H.....W	89-80
12-4-1965.....H.....L	82-85
12-1-1966.....H.....W	77-55
12-12-1967.....A.....W	78-67
12-6-1988.....H.....W	86-71
12-13-1969.....A.....W	86-71
12-12-1970.....H.....W	97-85
12-11-1971.....H.....W	66-65
12-16-1972.....A.....W	76-73

12-15-1973.....H.....W	85-76
12-14-1974.....H.....W	62-59
12-13-1975.....A.....L	68-78
12-4-1976.....H.....L	73-74
12-10-1977.....H.....W	79-57
12-13-1978.....A.....W	109-69
11-28-1980.....H.....W	89-77
11-28-1981.....H.....L	79-83
11-26-1982.....H.....W	72-65
11-26-1983.....H.....W	81-52
11-30-1984.....H.....W	77-61
11-30-1985.....H.....W	84-64
11-28-1998.....H.....W	90-66

Western Reserve.....	8-1
(H - 5-1; A - 3-0)	
1-30-1931.....A.....W	25-24
1-8-1932.....H.....W	17-15
1-12-1935.....A.....W	34-33
2-9-1935.....H.....W	36-17
1-14-1939.....H.....W	36-21
1-10-1942.....H.....W	51-22
1-17-1948.....H.....W	65-57
1-14-1949.....H.....W	44-43
1-28-1950.....H.....L	54-57

West Virginia.....	2-1
(H - 2-1)	
12-30-1935.....H.....W	25-24
1-18-1941.....H.....W	44-35
2-8-1941.....H.....L	31-40

West Va. Wesleyan.....	2-1
(H - 2-1)	
2-19-1914.....H.....W	38-21
2-18-1915.....H.....L	31-43
1-12-1917.....H.....W	41-22

Wichita State.....	5-3
(H - 3-0; A - 0-3; N - 2-0)	
12-19-1962.....A.....L	69-80
12-10-1966.....H.....W	103-68
12-23-1967.....A.....L	80-90
12-8-1977.....H.....W	84-57
12-14-1979.....A.....L	54-55
3-20-1989.....H.....W	79-67
12-10-2005.....N.....W	83-64
11-30-2008.....N.....W	65-57

Winona.....	3-0
(H - 1-0; A - 2-0)	
1-18-1912.....A.....W	37-21
2-10-1912.....A.....W	67-4
1-11-1913.....H.....W	75-14

Wisconsin.....	69-60
(H - 44-14; A - 22-43; N - 3-3)	
12-10-1921.....A.....L	13-27
12-30-1932.....A.....L	16-26
2-5-1934.....A.....W	23-22
12-31-1934.....A.....L	21-23
12-6-1935.....A.....L	21-26
2-6-1937.....A.....L	17-22
2-5-1938.....A.....L	27-30
2-4-1939.....A.....L	37-39
2-3-1940.....H.....W	48-41
2-23-1946.....A.....W	59-48
3-1-1946.....H.....W	56-52
1-20-1947.....H.....L	48-58
2-9-1948.....A.....L	39-51
2-6-1950.....H.....L	47-66
1-8-1951.....H.....L	52-53
2-24-1951.....A.....L	29-35
1-21-1952.....H.....W	50-39
2-16-1952.....A.....W	57-55
2-23-1953.....H.....W	53-45
3-9-1953.....A.....L	51-58
1-18-1954.....H.....L	53-57
3-1-1954.....A.....L	56-79
1-8-1955.....H.....W	94-77

2-5-1955.....A.....W	73-70
2-27-1956.....H.....W	89-82
2-25-1957.....A.....W	78-62
1-20-1958.....A.....L	52-66
2-22-1958.....H.....W	93-59
3-2-1959.....A.....W	88-57
3-2-1959.....H.....W	93-73
1-2-1960.....A.....W	91-79
1-7-1961.....H.....L	71-74
1-8-1962.....H.....L	78-83
2-10-1962.....A.....L	72-77
1-12-1963.....A.....W	75-68
3-2-1963.....H.....L	89-92 ot
1-6-1964.....H.....W	106-90
2-27-1965.....A.....L	89-99
2-5-1966.....H.....W	79-65
2-19-1966.....A.....L	77-78
1-28-1967.....H.....W	68-61
2-25-1967.....A.....L	64-68
1-16-1968.....A.....L	68-70
2-24-1968.....H.....W	87-77
1-7-1969.....H.....W	77-67
2-22-1969.....A.....L	64-76
2-7-1970.....A.....L	79-89
2-20-1971.....H.....W	97-78
1-11-1972.....H.....W	83-76
2-29-1972.....A.....L	74-101
1-20-1973.....A.....L	80-93
3-10-1973.....H.....W	79-78 ot
3-2-1974.....A.....L	80-87
1-25-1975.....H.....W	105-87
2-22-1975.....A.....L	96-103
1-3-1976.....A.....L	63-70
3-6-1976.....H.....L	82-86
1-6-1977.....H.....W	84-61
1-29-1977.....A.....L	83-87 3ot
1-7-1978.....H.....W	74-63
3-2-1978.....A.....W	89-75
1-4-1979.....H.....W	84-55
3-3-1979.....A.....L	81-83
1-17-1980.....H.....W	62-61
2-14-1980.....A.....L	66-80
1-22-1981.....A.....L	62-63
2-19-1981.....H.....W	74-65
1-23-1982.....H.....W	68-58
2-20-1982+.....A.....W	60-65 f
1-13-1983.....H.....W	86-66
3-5-1983.....A.....W	91-65
1-12-1984+.....A.....W	74-81 f
3-3-1984.....H.....W	78-59
1-31-1985.....A.....W	77-68
3-2-1985.....H.....W	82-63
1-30-1986.....H.....W	83-81
3-2-1986.....A.....W	84-71
1-22-1987.....A.....W	81-78
2-21-1987.....H.....L	63-65
1-7-1988.....A.....L	72-78 2ot
3-12-1988.....H.....W	69-71
2-2-1989.....A.....L	64-69 ot
3-11-1989.....H.....W	70-61
1-6-1990.....A.....W	64-61
2-8-1990.....H.....W	60-57
1-10-1991.....H.....W	65-50
2-9-1991.....A.....L	78-84 2ot
2-8-1992.....A.....W	79-64
2-12-1992.....H.....W	76-61
1-23-1993.....H.....L	66-67
2-24-1993.....A.....L	62-65
1-19-1994.....H.....W	70-60
2-2-1994.....A.....L	62-87
1-4-1995.....A.....W	78-64
3-11-1995.....H.....W	97-72
1-17-1996.....A.....L	48-61
2-24-1996.....H.....L	52-73
1-9-1997.....A.....W	58-50
3-1-1997.....H.....W	68-49
1-8-1998.....H.....W	63-40
2-21-1998.....A.....W	56-47

1-6-1999.....A.....L	51-66
2-21-1999.....H.....W	56-51
3-6-1999.....N.....W	56-41
2-12-2000.....A.....W	61-44
2-19-2000.....H.....W	59-54
3-11-2000.....N.....W	55-46
4-1-2000.....N.....W	53-41
1-13-2001.....H.....W	69-59 ot
2-27-2001.....A.....W	51-47
1-12-2002.....H.....L	63-64
2-11-2003.....A.....L	53-64
1-10-2004.....A.....L	64-77
3-2-2004.....H.....L	64-68 ot
3-13-2004.....N.....L	66-68
1-16-2005.....A.....L	59-62
2-24-2005.....H.....W	77-64
1-8-2006.....A.....L	63-82
3-2-2006.....H.....W	74-65
2-20-2007.....H.....W	64-55
3-3-2007.....A.....L	50-52
3-9-2007.....N.....L	57-70
2-28-2008.....A.....L	42-57
3-15-2008.....N.....L	63-65
2-22-2009.....H.....W	61-50
1-6-2010.....H.....W	54-47
2-2-2010.....A.....L	49-67
1-11-2011.....H.....W	64-61 ot
2-6-2011.....A.....L	56-82

Wis.-Green Bay.....	6-0
(H - 4-0; N - 1-0; A - 1-0)	
12-15-1981.....H.....W	49-48 ot
3-15-1991.....N.....W	60-58
11-23-2004.....H.....W	104-46
12-21-2005.....A.....W	98-69
12-23-2006.....H.....W	76-64
12-29-2007.....H.....W	93-75

Wofford.....	1-0
(H - 1-0)	
12-4-2009.....H.....W	72-60

Wright State.....	2-1
(H - 2-0; A - 0-1)	
12-17-1997.....H.....W	95-52
12-30-1999.....A.....L	49-53
12-30-2000.....H.....W	88-61

Wyoming.....	2-0
(H - 1-0; A - 1-0)	
12-23-1955.....H.....W	72-62
12-19-1959.....A.....W	82-72

Xavier.....	3-1
(H - 3-0; A - 0-1)	
1-13-1931.....H.....W	32-19
1-15-1932.....H.....W	22-20
2-20-1932.....A.....L	24-31
1-27-1933.....H.....W	19-16

Youngstown State.....	1-0
(H - 1-0)	
11-9-2006.....H.....W	86-61

+ denotes forfeited contest
 Note: Home games in bold
 Note 2: (#/#) indicates AP ranking of MSU and opponent

ALL-TIME LETTERWINNERS

Players began wearing jersey numbers in 1932-33.

\$ Information Unavailable; C - team captain;

CoC - co-captain; TriC - tri-captain;

QuaC - quad-captain

Name; Yrs. Lettered; Pos; Ht.; Jersey No.;

Hometown/High School

A
AcMoody, Sam; 2000-01-02-03; Mgr; Tekonsha
Aerts, Jason J.; 2006; F: 6-6; #10;
Pentwater/Pentwater
Ager, Maurice D.; 2003-04-05-06QuaC; G;
6-4; #13; Detroit/Crockett
Aitch, Matthew A.; '66-67; C: 6-7; #45;
St. Louis, Mo./Maplewood Richmond Heights
Alexander, Aaron S.; 2002; F: 6-5; #10;
Richmond, Va./Henrico
Allen, X. Chris; 2008-09-10; G: 6-3; #3;
Lawrenceville, Ga./Meadowcreek
Anagonye, Aloysius; 2000-01-02TriC-03CoC; F;
6-8; #25; Southfield/Detroit DePorres
Anderegg, Robert H.; '57-58-59C; F: 6-3; #23;
Monroe, Wis./Same
Anderson, Alan; 2002-03-04TriC-05QuaC; F;
6-6; #15; Minneapolis, Minn./DeLaSalle
Anderson, Valda; '29; Mgr; SandCreek/Same
Andreas, Jason; 2001-02-03-04TriC; C: 6-10;
#44; SugarCreek, Ohio/Garaway
Applying, Keith; 2011; G: 6-1; #11;
Detroit, Mich./Pershing
Archer, Lawrence C.; '18; G: #5; Derby/\$
Armstrong, T. Robert; '53-54-55; C: 6-8; #12;
Holland/Same
Armstrong, Mark; '97-98-99-00; Mgr.;
Grand Rapids
Aubuchon, I. Chester; '39-40-42C; G: 5-9;
#24; Gary, Ind./Horace Mann
Ayala, Reginald (Rickey) P.; '52-53-54; G: 5-6;
#7; Brooklyn, N.Y./Tech

B
Babcock, Nate; 2010-11; Mgr., Plymouth, Minn.
Bailey, John A.; '66-67-68; G: 6-0; #12;
Sreator, Ill./Same
Balbach, Edward; '02-03-04C; G/C; \$; no #;
Grand Rapids/\$
Ballinger, Adam; 2000-01-02TriC-03CoC; C;
6-9; #55; Bluffton, Ind./Same
Barnard, John A.; '32; F/G; \$; no #; \$/\$
Barnes, Daron; '86; Mgr; \$/\$
Barnett, William; '10; \$; \$; no #; Pittsburgh, Pa./\$
Barr, John H.; '21; F: \$; no #; Flint/\$
Basich, Peter S.; '40-41; G: \$; #4;
Columbus, Ohio/\$
Bates, Steven A.; '80-81-82; C: 6-10; #52;
Fort Wayne, Ind./Wayne
Bauman, Paul L.; '45; G/F: 5-10; #8;
Battle Creek/St. Phillip
Baylor, Arthur E.; '66-67; F: 6-6; #41;
Washington, D.C./Mackin
Beathe, Daimon; '93-94-95-96; F: 6-7; #23;
Elkhart, Ind./Memorial
Belknap, Leon V.; '09; \$; \$; no #; Whittemore/\$
Bell, Charlie; '98-99-00-01; G: 6-3; #14;
Flint/Southwestern Academy
Bencie, Charles J.; '56-57-58; F/C: 6-6; #31;
Gary, Ind./Froebel
Benington, John J. Jr.; '72; G: 6-1; #15;
East Lansing/Lansing Gabriels

Benjamin, Sylvester (Rudy); 69-70-71; G: 6-3;
#21; Dayton, Ohio/Roosevelt
Bennett, Byron D.; '32; Mgr.; \$/\$
Bernecker, Scott; '90-91-92-93; Mgr;
East Grand Rapids/Same
Berry, William E.; '62-63-64; F: 6-2; #12;
Winnemucca, Nev./Humboldt County
Beyer, G. Joseph; '45; G: 5-10; #3;
Grosse Pointe/Same
Bibbens, Cleveland W.; '82; F: 6-6; #55;
Pittsburgh, Pa./Brashear
Bilkey, Robert; '24; C: \$; no #; Ishpeming/Same
Binge, Ronald E.; '70; F: 6-5; #44;
East Detroit/Same
Bishop, Randy J.; '79-80; Mgr.; Grandville/
Wyoming Lee
Blanchard, Charles M.; '01C-02; \$; \$; no #;
Chesaning/Same
Bluem, Mark; '92-93; F: 6-6; #20; Caro/Same
Boeskool, Randall D.; '31-32; C: \$; no #;
Grand Rapids/\$
Bogarakos, Timothy G.; '69-70; G: 6-1; #12;
Flint/Central
Bogarakos, Timothy E.; 2002-03-04-05QuaC; G;
6-2; #30; Flint/Central
Borovich, Jon; 2002-03; Mgr.; Bloomfield Hills
Bostic, Herbert H.; '80-81-82; F/G: 6-4; #44;
Detroit/Royal Oak Shrine
Bouma, Robert D.; '68; Mgr; Grand Rapids/\$
Bower, William R.; '50-51-52; F: 5-11; #4;
Fl. Wayne, Ind./South
Brannum, Robert W.; '48C; C: 6-5; #7;
Winfield, Kan./Same
Braun, Norwin W.; '49; Mgr; Ann Arbor/\$
Breslin, Brian S.; '71-72-74; F: 6-5; #42;
East Lansing/Same
Brigham, G. Horbert; '18; F: \$; 6-5; #13;
Springfield, Pa./\$
Brkovich, Donald; '79; F: 6-6; #21;
Windsor, Ont./Lowe
Brkovich, Mike; '78-79-80-81CoC; G/F: 6-4;
#12; Windsor, Ont./Lowe
Brookens, Harold A.; '61; G: 6-0; #14;
Tulsa, Okla./Washington
Brooks, Quinton; '93-94-95-96CoC; F: 6-7;
#40; Akron, Ohio/Firestone
Brown, Alfred; '77-78; F: 6-6; #25;
Detroit/Haynesville (La.)
Brown, Arthur; '22; G: \$; no #; Hastings/Same
Brown, Luke; '98-99-00-01; Mgr.; Iron Mountain
Brown, Mark; '86; G: 6-0; #24; Hastings/Same
Brown, Shannon; 2004-05-06QuaC; G: 6-3;
#3; Maywood, Ill./Proviso East
Burchill, Kenneth; '51; Mgr.; Sault Ste. Marie
Burgess, Jeffrey; 2002-03-04-05; Mgr.; Fenton
Burk, William; '41-42; G: \$; #7; Whiting, Ind./\$
Busch, Fred W.; '10-11C; F: \$; no #; Detroit/\$
Buysse, Maurice J.; '34-36; C: \$; #8; \$/\$

C
Callahan, Leo A.; '37-38-39C; G: #5;
Schenectady, N.Y./Same
Campbell, Arthur L.; '09-10; Mgr.;
Cheat Haven, Pa./Same
Carey, Robert W.; '50-51-52; C: 6-5; #8;
Charlevoix/Same
Carey, William R.; '51-52; F: 6-1; #13;
Charlevoix/Same
Carlson, Leif F.; '51-52; F: 6-2; #17;
East Lansing/Weehawken (NJ)

Carlson, Sherman F.; '27; Mgr.; Howell/\$
Carpenter, William E.; '37-38; G: \$; #5; \$/\$
Carl, Vernon; '86-87; G/F: 6-6; #23; Detroit/Cody
Carrington, Matthew; '83; G: 6-1; #14;
Flint/Central
Caruthers, Robert H.; '31; Mgr.; \$/\$
Carter, Rick; 2004-05-06; Mgr.; Grand Blanc
Casler, Jeff; '89-90-91; G: 6-0; #22;
St. Johns/Same
Cawood, John F.; '43-47; F: 6-3; #16/21;
Lansing/Eastern
Cawood, William E.; '80-81-82-83CoC; G/F;
6-7; #22; East Lansing/Same
Chamberlain, Ralph G.; '10-11-12C-13; C: \$;
no #; Grand Rapids/\$
Chandler, Stanley L.; '62; C: 6-5; #31;
Louisville, Ky./Central
Chandnois, Lynn; '47; F: 6-2; #5; Flint/Central
Chapman, Robert; '75-76-77C-78CoC; G: 6-2;
#44; Saginaw/Same
Chappell, Mike; 2000-01; G/F: 6-9;
Southfield/Lathrup
Charles, Ron A.; '77-78-79-80CoC; F: 6-8;
#15; U.S. Virgin Islands/Central
Cherry, Steve; '98-99-00; F: 6-6; #20;
Coldwater/Same
Christiansen, Paul; '70; Mgr.; Greenville/Same
Clark, Adam; 2011; Mgr.; Jerome, Mich.
Cleaves, Mateen; '97-98CoC-99QuaC-00TriC-
C: 6-2; #12; Flint/Northern
Cleveland, Andy; '95-96-97-98; Mgr.;
Grand Rapids
Cohrs, William R.; '70-71-72; C: 6-6; #45;
Vicksburg/Same
Cole, Clarence L.; '26; G: \$; no #; Lowell/Same
Colvin, Carleton J.; '27-28; G: \$; no #;
East Lansing/\$
Cooper, James A.; '02C; \$; \$; no #; Owosso/\$
Copeland, Bernard Y.; '68-69; F: 6-6; #45;
Inkster/Hillcrest (Brundidge, Ala.)
Corbitt, Donald R.; '54; G: 5-10; #9;
Fl. Wayne, Ind./Elmhurst
Coutre, James W.; '77-78; C: 6-9; #45;
LaGrange, Ill./Benet Academy
Crandell, Jonathan; 2009-10; F: 6-8; #25;
Rochester/Rochester Adams
Crar, Edward (Ted); '65-66-67;
F: 6-5; #13; Springfield, Pa./\$
Curry, X. Deon; 2007; G: 6-1; #13;
Oakland Township/Detroit Country Day
Curtis, Jamie; 2010-11; Mgr.; Swartz Creek, Mich.
Curtis, William A.; '64-65-66C; F: 6-4; #25;
Grand Rapids/South

D
Dahlman, Isaiah J.; 2007-08-09-10QuaC; G;
6-6; #22; Braham, Minn./Braham Area
Dalrymple, Max E.; '38-39-40C; G: \$; #15;
Port Huron/\$
Dargush, Bennie J.; '37-38; C: \$; #19;
Amsterdam, N.Y./\$
Darnton, Brandon; 2007; G: 5-10; #1;
Harbor Springs/Same
Davis, Charles E.; '39; Mgr; Rockford/\$
Davis, Doug; '98-99; G: 6-3; #30;
Columbus, Ohio/Westland
Davis, Paul R.; 2003-04-05-06QuaC;
C: 6-11; #40; Rochester/Rochester
Davis, Peter A.; '73-74-75; G: 6-1; #32;
Brooklyn, N.Y./Boys



ALL-TIME LETTERWINNERS

Dawson, Hugh A.; '47-48-49; G; 6-0; #5;
Hammond, Ind./Same
Dean, Paul; '69-70-71; G; 6-1; #23; Alma/Same
Dekker, James H.; '33-34; C; #21; \$/S
DenHerder, Fred; '28-29-30; F/C; \$; no #; \$/S
Densley, Theodore B.; '69; Mgr; Detroit/\$
Devenny, Robert H.; '53-54-55; G; 5-11;
#3/10; Philadelphia, Pa./North Catholic
Dickeson, Verne C.; '27-28C-29; F; \$; no #; \$/S
Dickson, Robert M.; '06-07-08; \$; \$; no #;
Lansing/\$
Diehl, Roy H.; '42-43; F; 5-9; #8; Sturgis/Same
Divjak, Ronald; '62-63; F/C; 6-5; #22;
East Chicago, Ind./Washington
Dodge, Glenn W.; '05; G; \$; no #; Almont/\$
Doerr, Maxwell; '30; Mgr; \$/S
Donnelly, Terry R.; '77-78-79-80CoC; G; 6-2;
#11; St. Louis, Mo./Parkway #20
Douglas, Thomas H.; '63-64; G; 5-11; #20;
Barrington, Ill./Same
Drew, Kenneth L.; '26-27C; G; \$; no #; Tipton/\$
Dryden, Marion; '98-99; Mgr; Detroit
Ducre, DeMarcus D.; 2007; G; 5-10; #15;
Saginaw/Same
Dudley, James D.; '75; F; 6-5; #42;
South Milwaukee, Wis./Racine Prairie
Duffield, Arnold; '32; F/G; \$; no #; Lansing/\$
Duthie, Herbert L.; 10-11; G; \$; no #;
Grand Rapids/\$
Dwyer, Sean P.; 2006-07-08-09; Mgr.; Saginaw
Dykema, Jon; 2000-01-02-03; Mgr.; Freeland

.....E.....
Edwards, Heywood M.; '67-68; F/C; 6-6; #33;
Brooklyn, N.Y./Boys
Eckstrom, William, R.; '51-52; F; 6-3; #12;
Grant/Same
Edwards, Derrick L.; 2004; Mgr.; Chicago, Ill.
Eldred, Robert R.; '27; F; \$; no #;
Eaton Rapids/Same
Emery, Brian; '87-88; Mgr.; Perry/Same
Eva, Wesley L.; '23-24; C; \$; no #; Vulcan/\$
Evans, Monte; '97; G; #22; Detroit/Cass Tech

.....F.....
Fagan, Terrance, S.; '72; G; 5-11; #21;
Flint/St. Michaels
Fahs, David L.; '59-60-61C; G; 5-9; #12;
Monroe, Wis./Same
Falkowski, George; '38-39; F; \$; #22; Flint/\$
Fanning, Lawrence; '60; G; 6-0; #10;
Gas City, Ind./Mississinewa
Feick, Jamie; '93-94-95-96 CoC; F; 6-8; #30;
Lexington, Ohio/Same
Feldreich, Sten; '78; C; 7-0; #43;
Bromma, Sweden/Same
Felt, Carl; '27-28-29C; C; \$; no #; Muskegon/\$
Ferguson, Brett A.; 2008-09-10-11; Mgr.;
Wheaton, Ill.
Ferguson, Christian S.; '61; G; 5-10; #10;
Lansing/Sexton
Ferguson, George H.; '56-57C; F; 6-3; #30;
Providence, R.I./North Providence
Ferrari, Albert R.; '53-54-55C; F; 6-3; #22;
New York/Brooklyn Tech
Ferrell, Fred L.; '75-76; Mgr.; Detroit/\$
Fessenden, Clarence W.; '21-22-23C; G; \$;
no #; Newaygo/\$
Finn, John; '50; C; 6-4; #15; Escanaba/Same
Finamore, Steve; 2000; Mgr.; Brooklyn, N.Y.

Flowers, Donald; '78; G; 6-2; #21;
Detroit/Hamtramck
Flores, David; 2001-02-03-04; Mgr.;
Los Angeles, Calif.
Ford, Patrick; '83-84; G/F; 6-5; #44;
Detroit/Cass Tech
Fordham, Barry; '84-85-86-87CoC; C; 6-8;
#40; Buffalo, N.Y./Sweet Home
Fortino, M. Samuel; '45-46; F; 6-2; #6;
Alma/Same
Fossum, Robert; '81; G; 5-9; #15; Okemos/Same
Foster, Walter J.; '19-20-21C-22; C; \$; no #;
East Lansing/\$
Frankel, Charles M.; '45; C; 6-3; #4;
Detroit/Northern
Franklin, Michael; '92-93-94-95; Mgr.;
Grand Rapids
Fredericks, Charles C.; '25-26; G/C; \$; no #;
Saginaw/\$
Frimidig, Lyman L.; '14-15-16C-17; C/G; \$;
no #; Calumet/\$
Frizzo, Leo V.; '35; C; \$; #9; \$/S
Furlow, Terry L.; '73-74-75-76C; F; 6-5; #25;
Flint/Northern
Furseth, Erik O.; '51-52-53C; F; 6-3; #5;
Cleveland Heights, Ohio/Same

.....G.....
Gale, Robert S.; '68-69-70; F; 6-5; #25;
Trout Creek/Same
Ganakas, Gary E.; '71-72-73; G; 5-5; #11;
East Lansing/Same...
Garavaglia, Jon; '94-95-96-97; F; 6-9; #21;
Allen Park/Aquinas
Garlock, Ronald; '35-36-37; G/F; #16; \$/S
Garrett, George A.; '18-19-20C; G; \$; no #;
Elmhurst, N.Y./S
Gauthier, George E.; '11-12-13-14C; F; \$;
no #; Detroit/\$
Geahan, Robert R.; '47-48-49C; F; 6-1; #3;
Lansing/Sexton
Geistler, Gerald L.; '66-67-68; C; 6-9; #42;
Detroit/Redford
Gent, George E. (Pete); '62-63-64; C/F; 6-5;
#30; Bangor/Same
Gerard, Joseph E.; '40-41-42; F; \$; #16;
North Webster, Ind./S
Gibbons, James M.; '68-69-70CoC; C; 6-7;
#41; Blissfield/Same
Gibson, Michael; 2006; Mgr.; Cumberland, R.I.
Gilkey, Edward A.; '20-21-22; F; \$; no #;
Lansing/\$
Gilkie, Gerald; '79; F; 6-5; #43; Detroit/Kettering
Gill, William W.; '04; C; \$; no #; \$/S
Girton, Derek; 2005-06-07; Mgr.; Sturgis
Glover, William J.; '73-74-75; G; 6-2; #12;
Pontiac/Central
Gleason, Bobby; 2001; Mgr.; Davison
Godfrey, Walter G.; '55-56C; G; 6-1; #23;
Detroit/Cass Tech
Golts, William; '60; G; 6-0; #25;
Bolivar, Pa./Laurel Valley
Gonzalez, Robert; '79-80; F; 6-7; #35;
Detroit/Catholic Central
Gonzenbach, Max; '56-58; C; 6-8; #32/35;
Milbank, S.D./Same
Gore, Timothy; '81-82-83-84; G; 6-4; #10;
Erie, Pa./Cathedral Prep
Gorman, John E.; '66; G; 5-11; #11;
Chicago, Ill./Fenwick

Goss, Robert W.; '11-12-13-14; G; \$; no #;
Fall River, Mass./S
Gowens, Arthur L.; '59; F; 6-2; #35;
Lansing/Sexton
Graham, Ralph C.; '05-06; Mgr.; Owosso/\$
Grams, Milton H.; '28; Mgr.; \$/S
Granack, John M.; '46-49; F; 5-11; #7;
Hammond, Ind./Same
Granger, A.J.; '97-98-99-00Tri-C; F; 6-9; #43;
Findlay, Ohio/Liberty-Benton
Gray, Kabaci; 2000; Mgr.; Plymouth
Gray, Marquise; 2006-07-08-09; F; 6-8; #41;
Flint/Beecher
Green, Harry A.; '43; Mgr.; Detroit/\$
Green, Draymond; 2009-10QuaC-11CoC; F;
6-6; #23; Saginaw/Saginaw
Green, Johnny M.; '57-58-59C; C; 6-5;
#24 (ret.); Dayton, Ohio/Dunbar
Griffin, Joseph P.; 2007-08; Mgr.; Romeo
Grove, Donald B.; '28-29-30; F; \$; no #; \$/S
Grove, Roger, R.; '29-30-31CoC; G/F; \$;
no #; Sturgis/\$
Guess, Lorenzo; '98; G; 6-3; #5; Wayne/
Memorial
Gutkowski, Ronald J.; '70-71-72CoC; F; 6-6;
#24; Detroit/Catholic Central

.....H.....
Hackett, Paul; '25-26C; F; \$; no #; Saginaw/\$
Haftencamp, Joseph P.; '02-03-04; F; \$; no #;
Grand Rapids/\$
Haga, Arthur J.; '29-30-31CoC; G; \$; no #;
Muskegon/\$
Hairston, Lindsay; '73-74-75C; C; 6-7; #45;
Detroit/Kettering
Haley, Ron; '91-92; F; 6-6; #45; Saginaw/Nouvel
Hall, C.C.; '26; Mgr.; \$/S
Hall, Jesse; '88-89-90; G; 6-3; #23;
Venice, Ill./Same
Hall, Richard D.; '61; F/C; 6-4; #32;
Manitowac, Wis./Lincoln
Hamilton, Geoffrey; '61-62-63; Mgr.; Three Rivers
Hammes, John H.; '18-20; G; \$; no #;
Newberry/\$
Hamo, Anthony G.; 2005-06; G; 6-2; #22;
Flint/Powers Catholic
Hannish, Claude C.; '06-07-08-09-10C-11; G;
\$; no #; Grand Rapids/\$
Hannon, Jacob; 2007; F; 6-5; #43; Cody, Wyo./
Cody
Harris, James; '55; F; 6-3; #25; Fort Wayne, Ind./
Harlan
Hart, David; '93-94-95-96; G; 6-4; #4;
Battle Creek/Central
Hartman, L. Deneal; '52-53-54; F; 6-4; #13/19;
Fort Wayne, Ind./South
Harvey, Andrew J.; 2005; F; 6-5; #43;
Escanaba/Same
Hashu, Nicholas; '42-43-45C; G; 6-0; #9;
Hammond, Ind./Same
Haun, Harold E.; '30; C; \$; no #; \$/S
Headen, John W.; '68; Mgr; Detroit/\$
Heasley, Lloyd E.; '20-21-22C; F; \$; no #;
Zeeland/\$
Hedden, Larry D.; '56-57-58; F; 6-5; #33;
Gas City, Ind./Mississinewa
Hendon, Nicholas W.; 2006-07-08-09; Mgr.;
Newaygo
Henry, Charles A.; '38-39; G; \$; #16;
Huntinton, Ind./S

ALL-TIME LETTERWINNERS

Herrick, Robert C.; '33-34-35C; F/G; #; #4; \$/S
Herzog, Tom; 2008-09-10; C; 7-0; #40;
Flint/Powers
Hess, Leon; '48; G; 6-3; #16; Auburn, Ind./Same
Hetzel, Stephen P.; 2004-05; Mgr.; Allen Park
Hickman, Parish; '89-90-91; F; 6-7; #42;
Detroit/Bishop Borgess
Higbie, Charles C.; '18-20-21; C/F; #; no #;
Napoleon/\$
Hill, Christopher; 2002-03-04-05QuaC; G; 6-3;
#5; Indianapolis, Ind./Lawrence North
Hindman, O. Max; '39-40-41; C/F; #; #8;
Gary, Ind./\$
Hinkin, Paul E.; '54; F; 6-4; #13;
Saginaw/Arthur Hill
Hoff, Guy F.; '11; F; #; no #; Buffalo, N.Y./\$
Hoffman, Lee S.; '50; Mgr.; East Lansing/\$
Hofkamp, Matt; '91; C; 6-10; #44; Ionia/Same
Hogberg, Jake E.; 2006; Mgr.; Iron Mountain
Holcomb, Monte S.; '31; F; #; no #; \$/S
Hollis, Mark; '82-83-84-85; Mgr.; Port Huron/\$
Holmberg, Nicholas; 2005-06-07-08; Mgr.;
Grand Ledger
Holms, D. John; '67-68-69; F; 6-4; #24;
Lansing/Sexton
Holmes, Richard; '64-65-66; F; 6-4; #33;
Willard, Ohio/Same
Hood, Charles; '15-16; F; #; no #; Buffalo, N.Y./\$
Hood, Oliver Z.; '26-27; F; #; no #; Ionia/\$
Huck, Christopher D.; '72-73; Mgr.; Monroe/\$
Huffman, Jaimie; '79; G; 6-3; #24; Lansing/Everett
Hultman, Vivian; '23; G; #; no #; Grand Rapids/\$
Hurley, T.J.; 2010-11; Mgr.; Redford
Hutson, Andre; '98-99-00-01; F; 6-8; #34;
Trotwood, Ohio/Trotwood-Madison
Hutt, Martin C.; '38-39-40C; F/C; #; #10;
Schenectady, N.Y./\$

..... I
Ibok, Idongesit W.; 2006-07-08-09; C; 6-11;
#00; Lagos, Nigeria/Montverde Acad. (Fla.)
Ishbia, Mat; 2000-01-02; G; 5-10; #15;
Birmingham/Seaholm
Izzo, Mario F.; '86-87-88; C; 6-11; #55;
Park Ridge, N.J./St. Joseph Regional
Izzo, Paul; 2005-06-07-08; Mgr.; Iron Mountain

..... J
James, Kurt M.; '80-82CoC; F; 6-7; #30;
Pontiac/Northern
Jameson, Curtis; 2009; Mgr.; Swartz Creek
Jennings, Brandon P.; 2003-04-05-06; Mgr.;
Detroit
Johnson, Darryl D.; '84-85-86-87CoC; G; 6-2;
#13; Flint/Central
Johnson, Derek; '92; Mgr.; \$
Johnson, Earvin; '78-79CoC; G/F; 6-8;
#33 (ret.); Lansing/Everett
Johnson, George; '83-84-85-86-87; Mgr.;
Saginaw/\$
Johnson, Ken F.; '84-85; F; 6-8; #00;
La Jolla, Calif./LaJolla
Johnson, Louis, Jr.; '92-93-94-95; Mgr.;
Muskegon Heights
Johnson, Rashi J.; 2003-04; G; 6-2; #11;
Chicago, Ill./King
Johnson, Robert B.; '53; F; 6-1; #6;
Muskegon Heights/Same
Johnson, Vernon L.; '67-68; G; 5-11;
#23; Saginaw/Same

Johnston, Rae J.; '50; Mgr.; River Rouge/\$
Jones, Dudley P.; '41-42-46; G/F; 6-1; #5;
Hammond, Ind./Whiting
Jordan, Richard D.; '67; G; 5-7; #14;
Fennville/Same
Joseph, Maurice M.; 2006-07; G; 6-4; #23;
Montreal, Quebec/Champlain-St. Lambert
Joyce, Donn; '49; G; 6-0; #19;
Greenfield, Ind./Same
..... K
Kathrein, John A.; '52; Mgr.; Chicago, Ill./\$
Kaye, Richard P.; '79-80-81; F; 6-6; #42;
Livonia/Detroit Catholic Central
Keast, Roger; '32; F/G; #; no #; \$/S
Kebler, Michael H.; 2008-09-10-11; G; 6-3;
#20; Okemos/Same
Keeler, David J.; '67; F; 6-6; #44; Moline, Ill./\$
Keir, Gerald J.; '64; Mgr.; Snyder, N.Y./\$
Keller, Brennan; 2007-08; Mgr.; Glenview, Ill.
Kelley, Thomas; '95-96-97-99QuaC; G; 6-2;
#3; Grand Rapids/Union
Kelsner, Gregory; '76-77-78CoC-79CoC; F; 6-7;
#32 (ret.); Detroit/Henry Ford
Kemler, John; '66; Mgr.; Rochester/\$
Kemp, Edward K.; '35; Mgr.; \$/S
Kern, Sidney A.; '45; Mgr.; Detroit/\$
Kidman, James; '24; G; #; no #; Clyde, Ohio /\$
Kilbride, Duane R.; '61; F/G; 6-2; #21;
Kankakee, Ill./St. Patrick Central
Kilgore, William; '71-72-73C; C; 6-7; #22;
River Rouge/Same
Kircher, Alton; '32-33C; #; no #; Gladstone/\$
Kirkpatrick, Steven; '70; G; 6-2; #32;
Lafayette, Ind./Jefferson
Kitto, Clyde A.; '24; C; #; no #; Gladstone/\$
Klein, Jason; '96-97-98-99QuaC; G; 6-7;
#11/44; Grosse Ile/Same
Kohut, Andrew H.; 2004-05; Mgr.; Griffith, Ind.
Kowalk, Clayton J.; '43; G/F; 5-11; #25;
Eaton Rapids/Same
Kraft, Howard; '36-37-38C; F/G; #; #18; Niles/\$
Krakora, Joseph G.; '45; G; 6-1; #12;
Berwyn, Ill./Morton
Krall, William R.; '45-46; C; 6-8; #22;
Detroit/Redford
Krehl, Edward C.; '05-06C-07C-08; #; no #;
Buffalo, N.Y./\$
Kruse, Alex; 2010-11; Mgr.; Grand Blanc
Kruse, Chris; 2010-11; Mgr.; Grand Blanc
Kucab, Jeff; '96-97-98-99; Mgr.; Grosse Ile
Kupper, James N.; '64-65-66; G; 6-0; #23;
Louisville, Ky/St. Xavier
Kurtz, Lawrence; '18-19C-20; G; #; no #; Flint/\$

..... L
Lafayette, Lee; '67-68-69C; F/C; 6-6; #35;
Grand Rapids/South
Lalley, Patrick; '98-99-00-01; Mgr.; Holland
Lamers, John (Jack); '61-62-63C; G/F; 6-2;
#15; Kimberly, Wis./Same
Laporte, Geoff; 2010-11; Mgr.; Beverly Hills, Mich.
Larson, Edward L.; '34; Mgr.; Montague/\$
Levin, Harvey A.; '65; Mgr.; Kankakee, Ill./\$
Lewis, Tyrone; '72; F/G; #34; Ferndale/Same
Lick, Thomas W.; '67-68-69; C; 6-10; #34;
Gaylord/Same
Lieberman, Albert G.; '49; Mgr.; Owosso/\$
Lieberman, James K.; '72; Mgr.; Owosso/Same
Linhart, Ryan C.; 2007-08-09; Mgr.; Brighton

Lloyd, Gregory L.; '79; 6-1; G; #10;
Lansing/Eastern
Longaker, Michael; '78-79-80; G; 6-1; #23;
Warren/Same
Lorbeck, Erazem; 2003; F; 6-10; #41;
Ljubljana, Slovenia
Lucas, Kalin; 2008-09CoC-10QuaC-11CoC; G;
6-0; #1; Sterling Heights/Orchard Lake St. Mary's
Lucious, Forie; 2009-10-11; G; 5-11; #34;
Milwaukee, Wis./Pius XI
Lumsden, David H.; '47; C; 6-5; #5;
Lexington, N.C./Same
Lux, Harry; '56-57; G; 5-10; #11; Chicago, Ill./Leo
..... M
MacDaugal, Everett R.; '40; Mgr.; Detroit/\$
MacDonald, Timothy; '85-86-87-88-89; Mgr.;
Scio, N.Y.
MacMasters, Hugh D.; '52; C; 6-6; #15;
Hazel Park/Same
Mahaney, Robert C.; '51; Mgr.; Owosso/\$
Mainsner, Michael; '80-81-82; Mgr.; Marshall/Il
Manns, Kirk; '87-88-89-90; G; 6-1; #10;
North Judson, Ind./Same
Martin, John E.; '33; Mgr.; \$/S
Marx, Harry B.; '25; G; #; no #; Monroe/\$
Mason, Ellwood W.; '25; C; #; no #; Burton/\$
Mathieson, Roderick; '12; F; #; no #; Detroit/\$
Matson, Edward L.; '21-22; G; #; no #;
Dollar Bay/\$
Mattera, James; 2002; Mgr.; Frankfort, Ill.
Matthews, Wallace B.; '25; Mgr.; \$/S
May, Floyd E.; '43; F; 6-0; #11;
Schenectady, N.Y./Mt. Pleasant
Mazza, Matthew A.; '46-47; C; 6-2; #29;
Niagara Falls, N.Y./Trott
McAuliffe, Thomas W.; '51; G; 6-0; #7;
Chicago, Ill./Leo
McCall, Tom; '84-85-86-87; Mgr.; Detroit/\$
McCaslin, Garold; '31-32-33C; C/F; #; #16; \$/S
McClelland, Albert L.; '15-16-17C; G; #; no #;
Holland/\$
McCoy, Julius; '54-55-56; F; 6-2; #18/15;
Farrell, Pa./Same
McGill, Thomas; '73-74-75; F; 6-4; #41;
Flint/Northern
McGillicuddy, Robert; '28; G; #; no #; Lansing/\$
McGlothlan, Marqus L.; 2009-10; Mgr.;
Milwaukee
McKerma, Parnell G.; '06-07-08-09C-10; #;
#; no #; \$/S
McMillan, Roy A.; '23-25; F; #; no #; \$/S
McNally, Ben; 2011; Mgr.; Almont, Mich.
Means, Clarence T. (Sonny); '50-51-52C; G;
5-11; #3; Saginaw/Same
Medley, Kyle; 2004-05-07; Mgr.; Maineville, Ohio
Mekules, Frank A.; '41; C; #; #22; Detroit/\$
Merz, Elmer H.; '08-09; #; no #; Detroit/\$
Millar, Wilson F.; '03-04; Mgr.; Ray Center/\$
Miller, Anthony; '92-93-94; F; 6-9; #34;
Benton Harbor/Same
Miller, Carl F.; '16; G; #; no #; Saginaw/\$
Miller, Costa N.; '61; Mgr.; \$/S
Miller, Hiram H.; '13-14; F; #; no #;
Tonawanda, N.Y./\$
Miller, Ken; '98; C; 6-10; #54;
St. Clair Shores/Lakeshore
Miller, Oscar; '14-15C; G; #; no #; Saginaw/\$
Miller, Patrick F.; '70-71-72CoC; F/G; 6-2;
#35; Menominee/Same



ALL-TIME LETTERWINNERS

Miller, Robert E.; '65-66; F; 6-5; #35;
Fort Wayne, Ind./Elmhurst
Miller, W. Blake; '13-15; F; #; no #;
Tonawanda, N.Y./\$
Mills, Herbert; '07-08-09; #; #; no #; Adrian/\$
Milton, Cedric L.; '73-74-75-76; C; 6-9;
#24; Denver, Colo./Manual
Montgomery, Mark; '89-90-91-92 CoC; G; 6-2;
#11; Inkster/Southgate Aquinas
Moore, John L.; '50; C; 6-7; #15; Ionia/Same
Morgan, J. Raymar; 2007-08-09-10QuaC;
F; 6-7; #2; Canton, Ohio/McKinley
Morris, Robert; '39-40-41; F; #; #12; Grand Rapids/\$
Morrison, Randy; '81; G; 6-2; #23; Olivet/Same
Mudd, Richard D.; '82-83-84-85CoC; C; 6-9;
#24; Washington, DC/McKinley Tech
Mull, Anthony; '96-97; G; #10; 6-4;
Flint/Southwestern
Mueller, David P.; '86-88-89-90; C; 6-9; #34;
Racine, Wis./St. Catherine's
Munson, Justin T.; 2007-08-09-10; Mgr.; Elsie
Murray, Byron; '17-18C; F; #; no #; Marquette/\$
Muth, Charles K.; '33; G; #; #3; \$/\$

N

Nagel, Robert; '50; G; 6-2; #16; Lansing/Eastern
Nash, Ricky; '76; F; 6-4; #34; Saginaw/Same
Naymick, Drew M.; 2004-05-07-08; C; 6-10;
#34; Muskegon/North Muskegon
Neaves, Mitchell; '96-97, Mgr.; Virgin Islands
Neitzel, Drew A.; 2005-06-07CoC-08CoC; G;
6-0; #11/12; Grand Rapids/Wyoming Park
Newman, Harold C.; '24; Mgr. East Lansing/\$
Nicodemus, Steve; '93-94-95-96; G; 6-4; #22;
S. Whitley, Ind./Whitko
Nix, Derrick; 2010-11; C; 6-8; #50;
Detroit/Pershing
Ngo, Donald H.; 2002-03-04; Mgr.; Holt
Noack, William; '64; C; 6-8; #35; Lansing/Eastern
Nuttall, Matt; '23-24-25C; F; #; no #; Negaunee/\$

O

Ockerman, Justin P.; 2004; F; 6-9; #54;
Garden City/Same
O'Leary, Robert J.; '45; F; 6-0; #10;
Portsmouth, N.H./Same
Olson, Duane; '57; F/C; 6-5; #21; Detroit/Cass Tech
Olson, Lance E.; '58-59-60C; F; 6-4; #30;
Green Bay, Wis./West
Osterink, Leonard; '37; F; #; #21; Grand Rapids/\$
Ott, Jordan; 2007-08; Mgr.; McConnellsburg, Pa.

P

Pacynski, Stan L.; '22; F; #; no #; Bay City/\$
Palm, Wayne V.; '19-20-21; F; #; no #;
East Lansing/\$
Papadakos, George; '87-88TriC; C; 7-0; #41;
Don Mills, Ont./St. Michael's
Patchett, Wendall T.; '32-33-34C; F; #; #9;
East Lansing/\$
Pattison, Benjamin P.; '11; G; #; no #; Caro/\$
Paulson, Donald H.; '49; Mgr.; \$/\$
Pauga, Brian; 2004-05-06-07; Mgr.; Hinsdale, Ill.
Pauga, Kevin; 2001-02-03-04; Mgr.; Hinsdale, Ill.
Payne, Adreian; 2011; C; 6-10; #5; Dayton, Ohio/
Jefferson Township
Payton, Darwin R.; '77-78-79; Mgr.;
River Rouge/Same
Pedro, Gregory; '84-85; G; 6-4; #21;
Slaten Island, N.Y./St. Peter's

Penick, Andy; '91-95; G; 6-2; #12;
Louisville, Ky./Pleasure Ridge Park
Peplowski, Mike; '90-91-92-93CoC; C; 6-10;
#54; Detroit/Warren De LaSalle
Peppard, David; '17; C; #; no #; East Lansing/\$
Peppler, Albert P.; '43-46-47; G; 5-11; #10;
Emmitsburg, Md./Shorewood (Milwaukee)
Perez, Evaristo; '82; F/C; 6-8; #43;
Birmingham/Orchard Lake St. Mary's
Perry, Derek J.; '80-81-82-83CoC; F; 6-6; #41;
River Rouge/Same
Petela, Stanley F.; '48; G; 6-1; #10;
Branford, Conn./Same
Peterson, Duane K.; '54-55-56; C; 6-7; #34;
Elkhart, Ind./Same
Peterson, John H.; '42; Mgr.; Grayling/\$
Peterson, Melvin E.; '40-41-42; G; #; #9;
Muskegon/\$
Peterson, Morris; '97-98-99-00Tri-C; F; 6-6;
#42; Flint/Northwestern
Petroski, Carl F.; '41-42-43; C; 6-0; #5;
Schenectady, N.Y./Mt. Pleasant
Pfeffer, Gregg; '83-84-85; Mgr.; Pontiac/\$
Pfeffer, Steven R.; '80-81-82; Mgr.; Pontiac/\$
Phillips, Nate; '77-78; G; 6-4; #22;
Omaha, Neb./North
Phillips, Robert H.; '39-40-41C; F/G; #; #6;
Gary, Ind./\$
Pinneo, Dee W.; '31-32C; F; #; no #;
Grand Rapids/\$
Pjesky, Daniel D.; '43-46; G; 5-11; #3/11;
Benton Harbor/Same
Polec, Larry; '83-84-85-86CoC; F; 6-8; #35;
Sterling Heights/Same
Polonowski, Steve; '94-95-96-97CoC; F; 6-9;
#35; Rockford/Same
Prylow, Mark; '94-95; G; 6-3; #20;
Rochester/DeLaSalle

Q

Qualman, Erik; '91-92-93; Mgr.; '94; 6-6; F;
#42; Rochester Hills/Same
Quiggle, Jack E.; '56-57-58; F/G; 6-3; #21;
South Bend, Ind./Central

R

Radelet, Kevin C.; '81; G; 5-11; #45;
East Lansing/Same
Ralston, Merle C.; '24; F; #; no #; Coldwater/\$
Rand, Thomas A.; '58-59; G; 6-2; #20;
Green Bay, Wis./East
Randolph, Zach; 2001; C; 6-9; #50;
Marion, Ind./Marion
Rapchak, William M.; '45-48-49-50; F; 6-1;
#6/14; Whiting, Ind./Same
Raymond, James A.; '55; G; 5-11; #14;
Lansing/Same
Reading, Shannon; '66-67; G; 6-0; #31/22;
Bowling Green, Mo./Same
Reading, Willard L.; '48; Mgr.; Rochester/\$
Reck, Dan J.; '34-35-36C; F/G; #; #4; Lansing/\$
Redfield, Ken; '87-88-89-90; F; 6-7; #20;
Chicago, Ill./Weber
Reese, Kevin; '88-89-90-91; Mgr.;
Sterling Heights/\$
Respert, Mike; '95-96; G; 5-11; #15;
Detroit/Bishop Borgess
Respert, Shawn; '92-93-94CoC-95CoC; G;
6-3; #24 (ret.); Detroit/Bishop Borgess
Reynolds, Bruce W.; '54; Mgr.; Lake City/\$

Rhodes, Eugene N.; '53; G; 5-11; #10;
Monroeville, Ind./Same
Richards, Roland; '24-25; G; #; no #; Lansing/\$
Richardson, Jason; 2000-01; G/F; #23;
Saginaw/Arthur Hill
Ricker, Fred G.; '15-16; F; #; no #; Saginaw/\$
Ridley, Michael E.; '72; F; 6-4; #44;
Walled Lake/Central
Riewald, Daniel B.; '76-77-78; G; 6-5; #41;
Bloomfield Hills/Lahser
Rigby, Cyril P.; '16; G; #; no #; Lisbon, Ohio/\$
Riorden, Edward D.; '33; G; #; #6; \$/\$
Rison, Andre; '88; G; 6-1; #22; Flint/Northwestern
Ritz, Alfred H.; '36; G; #; #17; \$/\$
Rivers, Lovelle; '74-75-76; F/C; 6-5; #22;
Detroit/Mackenzie
Robbins, Robert D.; '47-48-49-50C; G; 6-3;
#9; Belflower, Calif./Same
Roberts, Robin B.; '45-46-47C; F; 6-0; #17;
Springfield, Ill./Lanphier
Robinson, R. G.; '20; G; #; no #; Manistee/\$
Robinson, Hugh; '23-25; C; #; no #; Detroit/\$
Robinson, Michael A.; '72-73-74C; G; 5-11;
#31; Detroit/Northeastern
Roe, Delvon; 2009-10-11; F; 6-8; #10;
Euclid, Ohio/St. Edward
Rogers, Spencer W.; '35; F; #; #4; \$/\$
Rolen, Edward C.; '35-36-37; F; #; #6;
Buchanan/Same
Row, Joseph; 2003-04-05-06; Mgr.; Winfield, Ill.
Roodley, Delco R.; 2004-05-06QuaC; F; 6-8;
#50; Indianapolis, Ind./Arlington
Rousse, Milo M.; '34-35C; G; #; #7; Boyce City/\$
Rouse, Leroy G.; '28-29; G; #; no #; \$/\$
Rymal, Steven A.; '66-67-68; G; 6-1; #15;
Adrian/Same

S

Sabo, Ronald J.; '61; F/C; 6-6; #23;
Youngstown, Ohio/Chaney
Saccoccia, Anthony; 2009-10; Mgr.;
Steuenville, Ohio
Sackdrider, Thomas; '55-56; Mgr.; East Lansing/\$
Saltzman, Rael J.; '74; Mgr.; Franklin/\$
Sanders, Lonnie; '62; F; 6-2; #35;
Detroit/Pershing
Sanders, Marcus L.; '63-64-65C; F/G; #31;
Detroit/Pershing
Sarkine, James; '86-87-88-89; C; 6-9; #30;
Indianapolis, Ind./Ben Davis
Schaffer, John E.; '03-04-05; F; #; no #;
New York, N.Y./\$
Schau, Henry; '28; G; #; no #; Schererville, Ind./\$
Schlatter, G. James; '52-53-54; G; 5-11; #11;
Fort Wayne, Ind./North
Scholtz, Harold C.; '35-36-37; F; #; #19; \$/\$
Schrage, William; 2009-10-11; Mgr.;
Grosse Pointe West
Schuitema, Reed R.; 2006-07-08-09; Mgr.;
Muskegon
Schwarz, Arthur V.; '60-61-62C; G; 6-1; #24;
Evanston, Ill./Same
Schwarz, William R.; '62-63-64; G; 6-3; #14;
Columbia City, Ind./Same
Scott, David A.; '57-60; G; 6-2; #12/13;
Detroit/Cooley
Scott, Edward; '29-30-31CoC; G; #; no #; \$/\$
Sekal, Scott; '86-87-88-89; F; 6-8; #44;
Houston, Texas/Alief Hastings
Setas, Benjamin; 2009-10-11; Mgr.; East Lansing

ALL-TIME LETTERWINNERS

Shackelton, R. Joseph; '73-74; F; 6-2; #34;
Okemos/Same
Sheathelm, Russell W.; '30; F; \$; no #; \$/S
Sheffield, Arthur; '16-17; G/F; \$; no #; Harrison/S
Shereda, James E.; '71-73; C; 6-8; #43;
Freesoil/Same

Sherman, Garrick; 2010-11; C; 6-10; #41;
Kenton, Ohio/Kenton
Shick, John C.; '65; G; 6-1; #10; Okemos/Same
Shidler, Frank J.; '38-39; C/F; \$; #21; \$/S
Simmons, Matt; '96-97-98; Mgr.: Grand Rapids
Simmons, Ralph; '70; G; 6-5; #15; Detroit/Pershing
Skiles, Scott; '83-84-85-86CoC; G; 6-1;
#25/4 (ret.); Plymouth, Ind./Same
Smith, Allen; '72-73; F; 6-5; #44/41;
Chicago, Ill./Lindblom

Smith, Antonio; '96-97CoC-98CoC-99QuaC; F; 6-8; #13; Flint/Northern
Smith, Brandon; '99-00-01; G; 5-10; #10;
Rochester, N.Y./Pittsford Sutherland
Smith, Daniel R.; '50; F; 6-0; #12;
Gary, Ind./Horace Mann

Smith, Joseph F.; '35-36; G; \$; #12; \$/S
Smith, Kevin R.; '80-81-82 CoC; G; 6-2; #5;
Birmingham/Brother Rice
Smith, Louis J.; '26-27; F; \$; no #; Muskegon/S
Smith, Robby O.; 2008-09-10; Mgr.: Saginaw
Smith, Steve; '88-89-90CoC-91CoC; G; 6-7;
#21 (ret.); Detroit/Pershing

Snider, Irving J.; '18-19; F; \$; no #; Elkton/S
Snodgrass, James A.; '49-50-51C; G; 6-1; #11;
Piercelton, Ind./Same
Snow, Eric; '92-93-94-95CoC; G; 6-3; #13;
Canton, Ohio/McKinley

Sparver, Robert P.; '62; F; 6-2; #20;
Pittsburgh, Pa./Baldwin
Spaulding, Don D.; '69; Mgr.: Benton Harbor/S
Spencer, Norman M.; '10-12-13; G; \$; no #;
Saginaw/S

Spiller, Eric; '86-88-89-90; Mgr.: Southfield/Same
Squires, Justin; 2001-02-03-04; Mgr.: Scottville
Stackhouse, Keith L.; '52-53-54C; G; 6-1; #14;
Plymouth, Ind./Bourbon

Stauffer, Gordon C.; '50-51-52; G; 6-0; #18;
Fort Wayne, Ind./South
Steffee, Donald K.; '45-46; \$; \$; #5; \$/S
Steffen, Raymond B.; '49-50-51; C; 6-4; #14;
Flint/Central

Steigenga, Matt; '89-90-91-92 CoC; F; 6-7;
#35; Grand Rapids/South Christian
Stelmazek, Mike; '89-90-91-92; Mgr.: Canton/
Same

Stepher, Harrison; '68-69; G; 6-3; #31;
St. Louis, Mo./McKinley
Stephens, Dwayne; '90-91-92-93CoC; F; 6-7;
#31; Ferndale/Same

Stephens, Keith; 2001-02-03-04-05-06; Mgr.: Detroit
Stevens, Robert L.; '48-49; F; 5-11; #8;
Sidney, Ind./Same

Stoll, Paul; '76; F/G; 6-2; #21; Bath/Same
Stone, Fred A., Jr.; '42-43-47; C; 6-6; #4;
Chicago, Ill./Hirsch
Stouffer, James P.; '58-59; G; 6-0; #14;
Piercelton, Ind./Same

Strong, Lawrence F.; '58; Mgr.: Houston, Tex./S
Stupak, Ken; 2000; Mgr.: Menominee
Summers, Durrell L.; 2008-09-10-11; G; 6-4;
#15; Detroit/Redford Covenant
Sutherland, Donald M.; '53; Mgr.: Plymouth/S
Suton, Goran; 2006-07-08-09; C; 6-10; #14;
Lansing/Everett

Swanson, Hugo; '22; G; \$; no #; Ishpeming/\$
Sweda, Jon-Paul; '94-95-96-97; Mgr.: Detroit

.....T.....
Taylor, Neal C.; '37; Mgr.: Albion/\$
Taylor, Marcus; 2001-02TriC; G; 6-3; #1;
Lansing/Waverly

Thedos, Dean J.; '77-78; Mgr.: Chicago, Ill./S
Thierry, Aaron; '97-98; Mgr.: Lake Orion
Thomann, Frederick J.; '62-63-64; C; 6-9; #34;
Taylor/Taylor Center

Thomas, David; '97-98-00-01; G; 6-7; #11;
Brampton, Ont./Notre Dame
Thornton, Austin; 2009-10-11; G; 6-5; #13;
Sand Lake/Cedar Springs

Thornton, Michael; 2005; Mgr.: Shelby
Tibaldi, Bryan J.; 2007-08Mgr.-09Mgr.; G; 6-1;
#20; Traverse City/West
Torbett, Kelvin D.; 2002-03-04TriC-05QuaC;
G; 6-4; #23; Flint/Northwestern

Totten, Edward C.; '28-29; C; \$; no #; Detroit/\$
Tower, Benjamin G.; '81-82-83-84CoC; F; 6-8;
#20; Saranac/Same
Tower, Ray R.; '02-03; \$; \$; no #; Belding/\$
Towner, John H.; '48; Mgr.: Lansing/\$

Trannon, Matthew H.; 2004-05-06; F; 6-6;
Flint/Northern
Tropf, Jeffrey L.; '75; C; 6-7; #42; Holt/Same
Tuttle, H. Foley; '03-04-05; G; \$; no #; Detroit/\$

.....U.....
Ulmer, John D.; '59-60; Mgr.: Bluffton, Ind./\$

.....V.....
Valentine, Carlton; '85-86-87-88TriC; F; 6-5;
#45; Washington, D.C./DeMatha
Vandenbussche, Kevin M.; '76-77; G; 6-4;
#15/23; Sterling Heights/Stevenson

Vanderjagt, Mark L.; '75; F/C; 6-6; #23;
Cedar Grove, Wis./Same
VanderLende, Jeff J.; '71; F/C; 6-7; #32;
Grand Rapids/East Christian

VanderRoest, Nicholas; '32-33-34; C/F; #8; \$/S
Vaneck, Greg; '85; F; 6-6; #20; Okemos/Same
VanFassen, Arnold B.; '33-34-35C; C/F; #;
#22; \$/S

VanHammen, Steven J.; '80-81; Mgr.:
Grand Rapids/\$
VanPelt, Brad; '71-72; F; 6-5; #10; Owosso/Same
VanRhee, Cory; '96-97-98-99; Mgr.: Holland

VanZylen, James; '28-39-30C; F; #; no #; \$/S
Vatz, Abe M.; '12-13-14; F; \$; no #;
Pittsburgh, Pa./S
Vaydik, Frank J.; '35; C; \$; #17; \$/S

Vevia, Paul G.; '16-17; F; #; no #; Muskegon/\$
Vincent, Daniel; 2003-04-05-06; Mgr.:
Jamestown, N.Y.
Vincent, James S. (Sam); '82-83-84-85CoC;
G; 6-2; #11; Lansing/Eastern

Vincent, Jay F.; '78-79-80-81CoC; F/C; 6-8;
#31 (ret.); Lansing/Eastern
Vissing, Paul R.; '47; Mgr.: Jackson*
Vondette, Roy W.; '06-07-08C; \$; \$; no #;
Saginaw/\$

Vondette, William L.; '32-33; G; \$; #14; \$/S

Walker, Ralph; '83-84-85-86; F; 6-8; #15;
Southfield/Same
Walton, Travis; 2006-07CoC-08CoC-09CoC;
G; 6-2; #5; Lima, Ohio/Lima Senior

Ward, Lloyd; '68-69-70CoC; G; 5-11; #11;
Romulus/Same
Warren, John; '67; Mgr.: Ypsilanti/\$
Washington, Stanley; '64-65-66; G/F; 6-3;
#24; Detroit/Northwestern

Watts, Robert H.; '52; Mgr.: Detroit/\$
Weathers, Ray; '95-96-97; G; 6-3; #5;
Jackson/Jackson
Webb, Tanya W.; '76-77; C; 6-7; #42;
Augusta, Ark./Same

Webber, Jason; '97; G; 6-5; #14;
Farmington/Country Day
Weber, Joseph A., Jr.; '71-72; Mgr.:
Creve Coeur, Mo./St. Louis Union. HS
Wedgworth, George H.; '50; Mgr.: \$/S

Weshinskey, Kris; '91-92-93-94CoC; G; 6-3;
#3; Okemos/Loudon Valley (Va.)
Wesling, Richard M.; '52-53; G; 5-11; #9;
Milwaukee, Wis./Messmer

Wessells, Phillip H.; '05; \$; \$; no #; Flint/\$
Westerman, Leslie; '06-07; \$; \$; no #; Adrian/\$
Westrick, Brian P.; 2002-03; F; 6-5; #52;
Grand Ledge/Same

Weyland, Robert; '43; Mgr.: Wauwatosa, Wis./\$
White, Benny A.; '73-74-75-76; G; 5-9; #23;
Detroit/Northern
White, Curtis; '35-36; F; \$; #19; East Lansing/\$

White, Oliver G.; '43-46C-47; G/F; 6-0; #8;
Cleveland, Ohio/Shaw
Wilcox, Frederick; '22; F; \$; no #; Rockford, Ill./\$
Wiley, DuJuan; '97-98; C; 6-9; #55; Detroit/Osborn

Wiley, Milton; '76; G; 5-11; #12;
Belleville, Ill./Same
Wilkinson, Dorian C.; '36-37; C; \$; #20; \$/S
Wilkinson, Harry; '43; Mgr.: Milwaukee, Wis./\$

Williams, Edward L. (Ted); '61-62-63; C; 6-7;
#33; Stroudsburg, Pa./Same
Williams, Leonard; '78; G; 6-0; #24;
Chicago, Ill./Harrison

Willis, Kevin A.; '82-83-84CoC; 7-0; #42;
Detroit/Pershing
Wilson, Adam; 2000; Mgr.: Plymouth
Wilson, Edgar P.; '74-75-76-77; F/G; 6-5; #33;
Dowagiac/Union

Wilson, Patrick J.; '55-56-57; G; 6-0; #35;
Lapeer/Same
Wishart, George; 2001-02-03-04; Mgr.: Belleville
Wolfe, Adam; 2001-02-03; F; 6-9; #3;
Westerville, Ohio/South

Wolfe, Todd; '87-88-89-90; G/F; 6-5; #24;
Arlington Heights, Ill./Mt. Prospect
Wood, William W.; '16; \$; \$; no #; Lawton/Same
Worthington, Bobby; '87-88; F; 6-7; #43;
Zion, Ill./Zion-Benton

Wright, Ed; '87-88 TriC; G/F; 6-6; #35;
Lorain, Ohio/Same
Wulf, Jack; '47-48-49C; C; 6-8; #15;
Chicago, Ill./Senn

.....Y.....
Young, John; '60; F; 6-1; #32; South Haven/Covett
.....Z.....
Zimmerman, Matt; '93-94-95-96; Mgr.:
Grand Rapids
Zulauf, Jon; '90-91-92-93; F; 6-6; #25;
Port Huron/Same



POSTSEASON HISTORY

2011 • 12

MICHIGAN STATE BASKETBALL

BIG TEN TOURNAMENT HISTORY



The 1997-98 season saw the first Big Ten Men's Basketball Tournament. Since then, the tournament has become an exciting part of the conference season. Although Michigan State lost its first tournament game, it did capture back-to-back Big Ten Tournament Championships in 1999 and 2000 en route to a pair of Final Four appearances and a National Championship.

The tournament provides tremendous exposure for the conference as every game is televised, including many on national television. In addition, the Big Ten Tournament ranks among the nation's best in attendance. In 14 years, more than one million fans have been part of the tournament.

The 2011-12 basketball season will be the 15th-annual Big Ten Men's Basketball Tournament. This year's edition takes place at Consecro Fieldhouse in Indianapolis for the eighth time in tournament history. The first four tournaments were held at the United Center in Chicago, as were the 2003, 2005 and 2007 tournaments. In 2002, 2004, 2006, and since 2008 the tournament has been played at Consecro. In June 2011, the Big Ten Conference announced that Indianapolis will host the 2012, 2014, and 2016 tournaments, with the 2013 and 2015 tournaments being held in Chicago.



Michigan State celebrated its first Big Ten Tournament championship in 1999.



Childhood friends Morris Peterson and Mateen Cleaves celebrate the 2000 Big Ten Tournament title.

Big Ten Tournament Record: 15-12 Tournament Champs.: 2 (1999, 2000)

1998 (0-1) - Chicago

Quarterfinals	3/6/98	L - Minnesota	76-73
---------------	--------	---------------	-------

1999 (3-0) - Chicago BIG TEN CHAMPIONS

Quarterfinals	3/5/99	W - Northwestern	61-59
Semifinals	3/6/99	W - Wisconsin	56-41
Finals	3/7/99	W - Illinois	67-50

2000 (3-0) - Chicago BIG TEN CHAMPIONS

Quarterfinals	3/10/00	W - Iowa	75-65
Semifinals	3/11/00	W - Wisconsin	55-46
Finals	3/12/00	W - Illinois	76-61

2001 (0-1) - Chicago

Quarterfinals	3/9/01	L - Penn State	65-63
---------------	--------	----------------	-------

2002 (0-1) - Indianapolis

Quarterfinals	3/8/02	L - Indiana	67-56
---------------	--------	-------------	-------

2003 (1-1) - Chicago

Quarterfinals	3/14/03	W - Purdue	54-42
Semifinals	3/15/03	L - Ohio State	55-54

2004 (1-1) - Indianapolis

Quarterfinals	3/12/04	W - Northwestern	68-55
Semifinals	3/13/04	L - Wisconsin	68-66

2005 (0-1) - Chicago

Quarterfinals	3/11/05	L - Iowa	71-69
---------------	---------	----------	-------

2006 (2-1) - Indianapolis

First Round	3/9/06	W - Purdue	70-58
Quarterfinals	3/10/06	W - Illinois	61-56
Semifinals	3/11/06	L - Iowa	53-48

2007 (1-1) - Chicago

First Round	3/8/07	W - Northwestern	62-57
Quarterfinals	3/9/07	L - Wisconsin	70-57

2008 (1-1) - Indianapolis

Quarterfinals	3/14/08	W - Ohio State	67-60
Semifinals	3/15/08	L - Wisconsin	65-63

2009 (1-1) - Indianapolis

Quarterfinals	3/13/09	W - Minnesota	64-56
Semifinals	3/14/09	L - Ohio State	82-70

2010 (0-1) - Indianapolis

Quarterfinals	3/12/10	L - Minnesota	72-67, OT
---------------	---------	---------------	-----------

2011 (2-1) - Indianapolis

First Round	3/10/11	W - Iowa	85-66
Quarterfinals	3/11/11	W - Purdue	74-56
Semifinals	3/12/11	L - Penn State	48-61

COACHES

2011-12 SPARTANS

2010-11 REVIEW

HISTORY

RECORDS

POSTSEASON

MEDIA INFO



BIG TEN TOURNAMENT RECORDS

INDIVIDUAL

Points	No.	Date (Opponent)
1. Kalin Lucas	30	March 11, 2011 (Purdue)
2. Drew Neitzel	28	March 14, 2008 (Ohio State)
3. Drew Neitzel	26	March 15, 2008 (Wisconsin)

Field Goals	No.	Date (Opponent)
1. Draymond Green	10	March 10, 2011 (Iowa)
2. Drew Neitzel	9	March 14, 2008 (Ohio State)
3. Four occasions with eight field goals		

Field-Goal Attempts	No.	Date (Opponent)
1. Draymond Green	23	March 10, 2011 (Iowa)
2. Drew Neitzel	18	March 15, 2008 (Wisconsin)
Maurice Ager	18	March 11, 2006 (Iowa)
Marcus Taylor	18	March 8, 2002 (Indiana)
Mateen Cleaves	18	March 10, 1998 (Minnesota)

FG Pct. (Min. 10 Att.)	No.	Date (Opponent)
1. Paul Davis	.700 (7-10)	March 10, 2006 (Illinois)
2. Goran Suton	.636 (7-11)	March 9, 2007 (Wisconsin)
3. Chris Hill	.600 (6-10)	March 12, 2004 (Northwestern)
Charlie Bell	.600 (6-10)	March 17, 2000 (Iowa)

Free Throws	No.	Date (Opponent)
1. Kalin Lucas	10	March 11, 2011 (Purdue)
2. Raymar Morgan	9	March 12, 2010 (Minnesota)
Paul Davis	9	March 11, 2006 (Iowa)

Free-Throw Attempts	No.	Date (Opponent)
1. Raymar Morgan	14	March 12, 2010 (Minnesota)
2. Kalin Lucas	11	March 11, 2011 (Purdue)
Paul Davis	11	March 11, 2006 (Iowa)

FT Pct. (Min. 8 Att.)	No.	Date (Opponent)
1. Kalin Lucas	.909 (10-11)	March 11, 2011 (Purdue)
2. Kalin Lucas	.875 (7-8)	March 14, 2009 (Ohio State)
Andre Hutson	.875 (7-8)	March 9, 2001 (Penn State)

3-Point Field Goals	No.	Date (Opponent)
1. Drew Neitzel	6	March 14, 2008 (Ohio State)
2. Drew Neitzel	5	March 8, 2007 (Northwestern)
Maurice Ager	5	March 11, 2006 (Iowa)

3-Point FG Attempts	No.	Date (Opponent)
1. Drew Neitzel	12	March 14, 2008 (Ohio State)
2. Mateen Cleaves	11	March 6, 1998 (Minnesota)
3. Drew Neitzel	10	March 15, 2008 (Wisconsin)
Maurice Ager	10	March 11, 2006 (Iowa)

Rebounds	No.	Date (Opponent)
1. Draymond Green	14	March 10, 2011 (Iowa)
2. Draymond Green	13	March 11, 2011 (Purdue)
Antonio Smith	13	March 7, 1999 (Illinois)

Assists	No.	Date (Opponent)
1. Mateen Cleaves	11	March 6, 1999 (Wisconsin)
2. Mateen Cleaves	10	March 7, 1999 (Illinois)
3. Drew Neitzel	8	March 9, 2007 (Wisconsin)
Mateen Cleaves	8	March 5, 1999 (Northwestern)

Steals	No.	Date (Opponent)
1. Kalin Lucas	5	March 12, 2010 (Minnesota)
2. Jason Richardson	4	March 9, 2001 (Penn State)
3. Nine occasions with 3 steals		

Blocks	No.	Date (Opponent)
1. Delvon Roe	4	March 11, 2011 (Purdue)
2. Draymond Green	3	March 11, 2011 (Purdue)
Delvon Roe	3	March 12, 2010 (Minnesota)
Adam Ballinger	3	March 14, 2003 (Purdue)

TEAM

Points	No.	Date
1. vs. Illinois	76	March 12, 2000
2. vs. Iowa	75	March 10, 2000
3. vs. Purdue	74	March 11, 2011

Field Goals	No.	Date
1. vs. Illinois	28	March 7, 1999
2. vs. Ohio State	27	March 14, 2009
vs. Illinois	27	March 12, 2000

Field-Goal Attempts	No.	Date
1. vs. Ohio State	71	March 14, 2009
2. vs. Ohio State	60	March 14, 2008
3. vs. Illinois	59	March 7, 1999

Field-Goal Pct.	No.	Date
1. vs. Northwestern	.619 (26-42)	March 12, 2004
2. vs. Northwestern	.579 (22-38)	March 8, 2007
3. vs. Wisconsin	.542 (26-48)	March 13, 2004

Free Throws	No.	Date
1. vs. Purdue	25	March 11, 2011
vs. Minnesota	25	March 6, 1998
3. vs. Minnesota	19	March 13, 2009
vs. Purdue	19	March 9, 2006

Free-Throw Attempts	No.	Date
1. vs. Minnesota	34	March 12, 2010
2. vs. Minnesota	33	March 6, 1998
3. vs. Purdue	31	March 11, 2011
vs. Minnesota	31	March 13, 2009

Free-Throw Pct.	No.	Date
1. vs. Illinois	.895 (17-19)	March 12, 2000
2. vs. Wisconsin	.833 (10-12)	March 6, 1999
3. vs. Wisconsin	.818 (9-11)	March 13, 2004

3-Point Field Goals	No.	Date
1. vs. Penn State	8	March 12, 2011
vs. Northwestern	8	March 12, 2004
2. Six occasions with seven 3-point field goals		

3-Point FG Attempts	No.	Date
1. vs. Penn State	23	March 12, 2011
vs. Iowa	23	March 11, 2006
3. vs. Minnesota	22	March 6, 1998

Rebounds	No.	Date
1. vs. Minnesota	42	March 6, 1998
2. vs. Purdue	41	March 11, 2011
vs. Ohio State	41	March 14, 2008

Assists	No.	Date
1. vs. Illinois	21	March 12, 2000
2. vs. Northwestern	20	March 8, 2007
vs. Northwestern	20	March 12, 2004
vs. Illinois	20	March 7, 1999

Steals	No.	Date
1. vs. Minnesota	11	March 12, 2010
2. vs. Ohio State	9	March 14, 2009
vs. Illinois	9	March 7, 1999
vs. Northwestern	9	March 5, 1999

Blocks	No.	Date
1. vs. Purdue	10	March 14, 2003
2. vs. Purdue	8	March 11, 2011
3. vs. Ohio State	6	March 14, 2008

NCAA TOURNAMENT HISTORY

NCAA Tournament Appearances: 25

NCAA Tournament Record: 52-24

Final Four Appearances: 8

(1957, 1979, 1999, 2000, 2001, 2005, 2009, 2010)

NCAA Championships: 2 (1979, 2000)

1957 Midwest Regional (2-2) -- FINAL FOUR

3/15/57	Regional Semifinal (Lexington, Ky.)	Notre Dame	W	85-83
3/16/57	Regional Final (Lexington, Ky.)	Kentucky	W	80-68
3/22/57	National Semifinal (Kansas City, Mo.)	North Carolina	L	74-70 (3OT)
3/23/57	National Consolation (Kansas City, Mo.)	San Francisco	L	67-60

1959 Midwest Regional (1-1)

3/13/59	Regional Semifinal (Evanston, Ill.)	Marquette	W	74-69
3/14/59	Regional Final (Evanston, Ill.)	Louisville	L	88-81

1978 Midwest Regional (2-1)

3/11/78	First Round (Indianapolis, Ind.)	Providence	W	77-63
3/16/78	Regional Semifinal (Dayton, Ohio)	Western Kentucky	W	90-69
3/18/78	Regional Final (Dayton, Ohio)	Kentucky	L	52-49

1979 Midwest Regional - No. 2 Seed (5-0)

NCAA CHAMPIONS

3/11/79	Second Round (Murfreesboro, Tenn.)	Lamar (10)	W	95-64
3/16/79	Regional Semifinal (Indianapolis, Ind.)	Louisiana State (3)	W	87-71
3/18/79	Regional Final (Indianapolis, Ind.)	Notre Dame (1)	W	80-68
3/24/79	National Semifinal (Salt Lake City, Utah)	Pennsylvania (9)	W	101-67
3/26/79	National Final (Salt Lake City, Utah)	Indiana State (1)	W	75-64

1985 Midwest Regional - No. 10 Seed (0-1)

3/15/85	First Round (Houston, Texas)	Ala.-Birmingham (7)	L	70-68
---------	------------------------------	---------------------	---	-------

1986 Midwest Regional - No. 5 Seed (2-1)

3/13/86	First Round (Dayton, Ohio)	Washington (12)	W	72-70
3/15/86	Second Round (Dayton, Ohio)	Georgetown (4)	W	80-68
3/21/86	Regional Semifinal (Kansas City, Mo.)	Kansas (1)	L	96-86 (OT)

1990 Southeast Regional - No. 1 Seed (2-1)

3/15/90	First Round (Knoxville, Tenn.)	Murray State (16)	W	75-71 (OT)
3/17/90	Second Round (Knoxville, Tenn.)	UC Santa Barbara (9)	W	62-58
3/23/90	Regional Semifinal (New Orleans, La.)	Georgia Tech (4)	L	81-80 (OT)

1991 West Regional - No. 5 Seed (1-1)

3/15/91	First Round (Tucson, Ariz.)	UW-Green Bay (12)	W	60-58
3/17/91	Second Round (Tucson, Ariz.)	Utah (4)	L	85-84 (2OT)

1992 Midwest Regional - No. 5 Seed (1-1)

3/20/92	First Round (Dayton, Ohio)	SW Missouri St. (12)	W	61-54
3/22/92	Second Round (Dayton, Ohio)	Cincinnati (4)	L	72-65

1994 Southeast Regional - No. 7 Seed (1-1)

3/18/94	First Round (St. Petersburg, Fla.)	Seton Hall (10)	W	84-73
3/20/94	Second Round (St. Petersburg, Fla.)	Duke (2)	L	85-74

1995 Southeast Regional - No. 3 Seed (0-1)

3/17/95	First Round (Tallahassee, Fla.)	Weber State (14)	L	79-72
---------	---------------------------------	------------------	---	-------

1998 East Regional - No. 4 Seed (2-1)


3/12/98	First Round (Hartford, Conn.)	Eastern Michigan (13)	W	83-71
3/14/98	Second Round (Hartford, Conn.)	Princeton (5)	W	63-56
3/19/98	Regional Semifinal (Greensboro, N.C.)	North Carolina (1)	L	73-58

1999 Midwest Regional - No. 1 Seed (4-1) -- FINAL FOUR

3/12/99	First Round (Milwaukee, Wis.)	Mount St. Mary's (16)	W	76-53
3/14/99	Second Round (Milwaukee, Wis.)	Mississippi (9)	W	74-66
3/19/99	Regional Semifinal (St. Louis, Mo.)	Oklahoma (13)	W	54-46
3/21/99	Regional Final (St. Louis, Mo.)	Kentucky (3)	W	73-66
3/27/99	National Semifinal (St. Petersburg, Fla.)	Duke (1)	L	68-62



Greg Kelser led all scorers with 19 points vs. Kentucky in 1978.



Averaging nearly 25 points, Scott Skiles led MSU to the 1986 Sweet 16.



Steve Smith scored 32 points in MSU's heartbreaking overtime loss to Georgia Tech in the 1990 Regional Semifinals.

COACHES

2011-12 SPARTANS

2010-11 REVIEW

HISTORY

RECORDS

POSTSEASON

MEDIA INFO



NCAA TOURNAMENT HISTORY



Mateen Cleaves helped MSU advance to the 1998 Sweet Sixteen for the first time since 1990.



Andre Hutson outscored and out-rebounded Marcus Fizer in the 2000 Regional Final.



Paul Davis slams home the game-tying basket vs. Maryland in 2003.

2000 Midwest Regional - No. 1 Seed (6-0)

NCAA CHAMPIONS

3/16/00	First Round (Cleveland, Ohio)	Valparaiso (16)	W	65-38
3/18/00	Second Round (Cleveland, Ohio)	Utah (8)	W	73-61
3/23/00	Regional Semifinal (Auburn Hills, Mich.)	Syracuse (4)	W	75-58
3/25/00	Regional Final (Auburn Hills, Mich.)	Iowa State (2)	W	75-64
4/1/00	National Semifinal (Indianapolis, Ind.)	Wisconsin (8)	W	53-41
4/3/00	National Final (Indianapolis, Ind.)	Florida (5)	W	89-76

2001 South Regional - No. 1 Seed (4-1) -- FINAL FOUR

3/16/01	First Round (Memphis, Tenn.)	Alabama State (16)	W	69-35
3/18/01	Second Round (Memphis, Tenn.)	Fresno State (9)	W	81-65
3/23/01	Regional Semifinal (Atlanta, Ga.)	Gonzaga (12)	W	77-62
3/25/01	Regional Final (Atlanta, Ga.)	Temple (11)	W	69-62
3/31/01	National Semifinal (Minneapolis, Minn.)	Arizona (2)	L	80-61

2002 East Regional - No. 10 Seed (0-1)

3/15/02	First Round (Washington, D.C.)	North Carolina St. (7)	L	69-58
---------	--------------------------------	------------------------	---	-------

2003 South Regional - No. 7 Seed (3-1)

3/21/03	First Round (Tampa, Fla.)	Colorado (10)	W	79-64
3/23/03	Second Round (Tampa, Fla.)	Florida (2)	W	68-46
3/28/03	Regional Semifinal (San Antonio, Texas)	Maryland (6)	W	60-58
3/30/03	Regional Final (San Antonio, Texas)	Texas (1)	L	85-76

2004 St. Louis Regional - No. 7 Seed (0-1)

3/18/04	First Round (Seattle, Wash.)	Nevada (10)	L	72-66
---------	------------------------------	-------------	---	-------

2005 Austin Regional - No. 5 Seed (4-1) -- FINAL FOUR

3/18/05	First Round (Worcester, Mass.)	Old Dominion (12)	W	89-81
3/20/05	Second Round (Worcester, Mass.)	Vermont (13)	W	72-61
3/25/05	Regional Semifinal (Austin, Texas)	Duke (1)	W	78-68
3/27/05	Regional Final (Austin, Texas)	Kentucky (2)	W	94-88 (2OT)
4/2/05	National Semifinal (St. Louis, Mo.)	North Carolina (1)	L	87-71

2006 Washington D.C. Regional - No. 6 Seed (0-1)

3/17/06	First Round (Dayton, Ohio)	George Mason (11)	L	75-65
---------	----------------------------	-------------------	---	-------

2007 East Regional - No. 9 Seed (1-1)

3/15/07	First Round (Winston-Salem, N.C.)	Marquette (8)	W	61-49
3/17/07	Second Round (Winston-Salem, N.C.)	North Carolina (1)	L	81-67

2008 South Regional - No. 5 Seed (2-1)

3/20/08	First Round (Denver, Colo.)	Temple (12)	W	72-61
3/22/08	Second Round (Denver, Colo.)	Pittsburgh (4)	W	65-54
3/28/08	Regional Semifinal (Houston, Texas)	Memphis (1)	L	92-74

2009 Midwest Regional - No. 2 Seed (5-1) -- FINAL FOUR

3/20/09	First Round (Minneapolis, Minn.)	Robert Morris (15)	W	77-62
3/22/09	Second Round (Minneapolis, Minn.)	USC (10)	W	74-69
3/27/09	Regional Semifinal (Indianapolis, Ind.)	Kansas (3)	W	67-62
3/29/09	Regional Final (Indianapolis, Ind.)	Louisville (1)	W	64-52
4/4/09	National Semifinal (Detroit, Mich.)	Connecticut (1)	W	82-73
4/6/09	National Final (Detroit, Mich.)	North Carolina (1)	L	89-72

2010 Midwest Regional - No. 5 Seed (4-1) -- FINAL FOUR

3/19/10	First Round (Spokane, Wash.)	New Mexico St. (12)	W	70-67
3/21/10	Second Round (Spokane, Wash.)	Maryland (4)	W	85-83
3/26/10	Regional Semifinal (St. Louis, Mo.)	Northern Iowa (9)	W	59-52
3/28/10	Regional Final (St. Louis, Mo.)	Tennessee (6)	W	70-69
4/3/10	National Semifinal (Indianapolis, Ind.)	Butler (5)	L	52-50

2011 Southeast Regional - No. 10 Seed (0-1)

3/17/11	Second Round (Tampa, Fla.)	UCLA (7)	L	78-76
---------	----------------------------	----------	---	-------

NCAA TOURNAMENT RECORDS

INDIVIDUAL

Points	No.	Date (Opponent)
1. Greg Kelsner	34	March 18, 1979 (Notre Dame)
2. Steve Smith	32	March 23, 1990 (Georgia Tech)
Jay Vincent	32	March 15, 1985 (UAB)

Field Goals	No.	Date (Opponent)
1. Greg Kelsner	15	March 18, 1979 (Notre Dame)
2. Steve Smith	13	March 23, 1990 (Georgia Tech)
Sam Vincent	13	March 15, 1985 (UAB)

Field-Goal Attempts	No.	Date (Opponent)
1. Drew Neitzel	27	March 17, 2007 (North Carolina)
2. Greg Kelsner	25	March 18, 1979 (Notre Dame)
3. Shawn Respert	23	March 17, 1995 (Weber State)
Sam Vincent	23	March 15, 1985 (UAB)

FG Pct. (Min. 10 Att.)	No.	Date (Opponent)
1. Earvin Johnson	.900 (9-10)	March 24, 1979 (Penn)
Greg Kelsner	.900 (9-10)	March 11, 1978 (Prov.)
3. Darryl Johnson	.846 (11-13)	March 13, 1986 (Wash.)

Free Throws	No.	Date (Opponent)
1. Earvin Johnson	14	March 16, 1979 (LSU)
2. Shawn Respert	13	March 18, 1994 (Seton Hall)
3. Earvin Johnson	11	March 24, 1979 (Penn)

Free-Throw Attempts	No.	Date (Opponent)
1. Earvin Johnson	15	March 16, 1979 (LSU)
2. Shawn Respert	14	March 18, 1994 (Seton Hall)
3. Four tied with 12 attempts		

FT Pct. (Min. 10 Att.)	No.	Date (Opponent)
1. Maurice Ager	1.000 (10-10)	April 2, 2005 (UNC)
2. Earvin Johnson	.933 (14-15)	March 16, 1979 (LSU)
3. Shawn Respert	.929 (13-14)	March 18, 1994 (Seton Hall)

3-Point Field Goals	No.	Date (Opponent)
1. Shawn Respert	7	March 17, 1995 (Weber State)
2. Durrell Summers	6	March 21, 2010 (Maryland)
Drew Neitzel	6	March 17, 2007 (North Carolina)

3-Point FG Attempts	No.	Date (Opponent)
1. Drew Neitzel	17	March 17, 2007 (North Carolina)
Shawn Respert	17	March 17, 1995 (Weber State)
3. Marcus Taylor	13	March 15, 2002 (N. Carolina St.)

Rebounds	No.	Date (Opponent)
1. Johnny Green	27	March 15, 1957 (Notre Dame)
2. Johnny Green	23	March 14, 1959 (Louisville)
3. Johnny Green	19	March 22, 1957 (North Carolina)

Assists	No.	Date (Opponent)
1. Earvin Johnson	14	March 16, 1978 (W. Kentucky)
2. Earvin Johnson	13	March 18, 1979 (Notre Dame)
3. Earvin Johnson	12	March 16, 1979 (LSU)

Steals	No.	Date (Opponent)
1. Korie Lucious	5	March 28, 2010 (Tennessee)
Raymar Morgan	5	April 4, 2009 (Connecticut)
Goran Suton	5	March 27, 2009 (Kansas)
Alan Anderson	5	March 25, 2005 (Duke)
Eric Snow	5	March 18, 1994 (Seton Hall)

Blocks	No.	Date (Opponent)
1. Greg Kelsner	4	March 24, 1979 (Penn)
2. Delvon Roe	3	March 28, 2010 (Tennessee)
Raymar Morgan	3	March 21, 2010 (Maryland)
4. 25 occasions with 2 blocks		

TEAM

Points	No.	Date
1. vs. Penn	101	March 24, 1979
2. vs. Lamar	95	March 11, 1979
3. vs. Kentucky	94	March 27, 2005

Field Goals	No.	Date
1. vs. Lamar	42	March 11, 1979
2. vs. Penn	38	March 24, 1979
3. vs. Western Kentucky	37	March 16, 1978

Field-Goal Attempts	No.	Date
1. vs. Notre Dame	91	March 15, 1957
2. vs. Kentucky	87	March 16, 1957
3. vs. Louisville	84	March 14, 1959

Field-Goal Pct.	No.	Date
1. vs. Providence	.635 (33-52)	March 11, 1978
2. vs. Indiana State	.605 (26-43)	March 24, 1979
3. vs. Washington	.596 (31-52)	March 13, 1986

Free Throws	No.	Date
1. vs. Old Dominion	28	March 18, 2005
vs. Georgetown	28	March 13, 1986
3. vs. LSU	27	March 16, 1979

Free-Throw Attempts	No.	Date
1. vs. Old Dominion	36	March 18, 2005
vs. LSU	36	March 16, 1979
vs. North Carolina	36	March 22, 1957

Free-Throw Pct.	No.	Date
1. vs. North Carolina St.	.944 (17-18)	March 15, 2002
vs. Cincinnati	.944 (17-18)	March 22, 1992
3. vs. Kansas	.941 (16-17)	March 27, 2009

3-Point Field Goals	No.	Date
1. vs. Florida	11	April 3, 2000
vs. Syracuse	11	March 23, 2000
3. vs. UCLA	10	March 17, 2011
vs. Maryland	10	March 21, 2010
vs. George Mason	10	March 17, 2006
vs. Kentucky	10	March 27, 2005

3-Point FG Attempts	No.	Date
1. vs. George Mason	26	March 17, 2006
2. vs. UCLA	25	March 17, 2011
vs. North Carolina	25	March 19, 1998

Rebounds	No.	Date
1. vs. North Carolina	68	March 22, 1957
2. vs. San Francisco	60	March 23, 1957
vs. Notre Dame	60	March 15, 1957

Assists	No.	Date
1. vs. Western Kentucky	25	March 16, 1978
2. vs. Indiana State	24	March 26, 1979
vs. Penn	24	March 24, 1979

Steals	No.	Date
1. vs. Kansas	13	March 27, 2009
vs. Duke	13	March 25, 2005
3. vs. Seton Hall	12	March 18, 1994

Blocks	No.	Date
1. vs. UCLA	8	March 17, 2011
vs. Tennessee	8	March 28, 2010
vs. Gonzaga	8	March 23, 2001



NCAA TOURNAMENT FACTOIDS

Michigan State NCAA Series Records

Opponent	MSU Record
Ala.-Birmingham.....	0-1
Alabama State.....	1-0
Arizona.....	0-1
Butler.....	0-1
Cincinnati.....	0-1
Colorado.....	1-0
Connecticut.....	1-0
Duke.....	1-2
Eastern Michigan.....	1-0
Florida.....	2-0
Fresno State.....	1-0
George Mason.....	0-1
Georgetown.....	1-0
Georgia Tech.....	0-1
Gonzaga.....	1-0
Indiana State.....	1-0
Iowa State.....	1-0
Kansas.....	1-1
Kentucky.....	3-1
Lamar.....	1-0
Louisiana State.....	1-0
Louisville.....	1-1
Marquette.....	2-0
Maryland.....	2-0
Memphis.....	0-1
Mississippi.....	1-0
Mount St. Mary's.....	1-0
Murray State.....	1-0
Nevada.....	0-1
New Mexico State.....	1-0
North Carolina.....	0-5
North Carolina State.....	0-1
Northern Iowa.....	1-0
Notre Dame.....	2-0
Oklahoma.....	1-0
Old Dominion.....	1-0
Pennsylvania.....	1-0
Pittsburgh.....	1-0
Princeton.....	1-0
Providence.....	1-0
Robert Morris.....	1-0
San Francisco.....	0-1
Seton Hall.....	1-0
SW Missouri State.....	1-0
Syracuse.....	1-0
Temple.....	2-0
Tennessee.....	1-0
Texas.....	0-1
UCLA.....	0-1
UC-Santa Barbara.....	1-0
USC.....	1-0
Utah.....	1-1
Valparaiso.....	1-0
Vermont.....	1-0
Washington.....	1-0
Weber State.....	0-1
Western Kentucky.....	1-0
Wisconsin.....	1-0
UW-Green Bay.....	1-0

Current Consecutive NCAA Tournament Appearances

School	Appearances
1. Kansas.....	22
2. Duke.....	16
3. Michigan State.....	14

NCAA Championships

School	Titles
1. UCLA.....	11
2. Kentucky.....	7
3. Indiana.....	5
North Carolina.....	5
5. Duke.....	4
6. Connecticut.....	3
Kansas.....	3
8. Seven tied at 2, including Michigan St.	

Final Four Appearances

School	Appearances
1. North Carolina.....	18
2. UCLA*.....	17
3. Duke.....	15
4. Kentucky.....	14
5. Kansas.....	13
6. Ohio State.....	10
7. Michigan State.....	8
Indiana.....	8
Louisville.....	8
10. Arkansas.....	6
Cincinnati.....	6
Oklahoma State.....	6

Final Four Appearances Since 1999

School	Appearances
1. Michigan State.....	6
2. Connecticut.....	4
Duke.....	4
North Carolina.....	4
5. Three tied at three	

NCAA Tournament Winning Pct.

School	Pct. (W-L)
1. Duke.....	.756 (96-31)
2. UCLA*.....	.731 (95-35)
3. North Carolina.....	.724 (105-40)
4. Florida*.....	.707 (29-12)
5. Kentucky*.....	.695 (105-46)
6. Kansas.....	.693 (88-39)
7. Michigan State.....	.684 (52-24)
8. Indiana.....	.667 (60-30)
Michigan*.....	.667 (36-18)
10. UNLV*.....	.660 (33-17)

NCAA Tournament Coaching Records

Consecutive Final Four Appearances

Coach	Titles
1. John Wooden.....	9
2. Mike Krzyzewski.....	5
3. Eight tied at 3, including Tom Izzo	

Highest NCAA Tournament Winning Percentage - Active

Coach	Pct. (W-L)
1. Mike Krzyzewski.....	.775 (79-23)
2. Roy Williams.....	.753 (58-19)
3. Billy Donovan.....	.735 (25-9)
4. Brad Stevens.....	.733 (11-4)
5. Jim Calhoun.....	.731 (49-18)
6. Tom Izzo.....	.729 (35-13)

* Records adjusted for vacated years

Win-Loss Record At NCAA Tournament Sites

Site	MSU Record
Atlanta, Ga.....	2-0
Auburn Hills, Mich.....	2-0
Austin, Texas.....	2-0
Cleveland, Ohio.....	2-0
Dayton, Ohio.....	4-3
Denver, Colo.....	2-0
Detroit, Mich.....	1-1
Evanston, Ill.....	1-1
Greensboro, N.C.....	0-1
Hartford, Conn.....	2-0
Houston, Texas.....	0-2
Indianapolis, Ind.....	7-1
Kansas City, Mo.....	0-3
Knoxville, Tenn.....	2-0
Lexington, Ky.....	2-0
Memphis, Tenn.....	2-0
Milwaukee, Wis.....	2-0
Minneapolis, Minn.....	2-1
Murfreesboro, Tenn.....	1-0
New Orleans, La.....	0-1
Salt Lake City, Utah.....	2-0
San Antonio, Texas.....	1-1
St. Louis, Mo.....	4-1
St. Petersburg, Fla.....	1-2
Seattle, Wash.....	0-1
Spokane, Wash.....	2-0
Tallahassee, Fla.....	0-1
Tampa, Fla.....	2-1
Tucson, Ariz.....	1-1
Washington, D.C.....	0-1
Winston-Salem, N.C.....	1-1
Worcester, Mass.....	2-0


Michigan State NCAA Tournament Career Leaders

Points	No.	Games
1. Andre Hutson.....	232	19 games
2. Greg Kelser.....	192	8 games
3. Morris Peterson.....	191	14 games
4. Mateen Cleaves.....	186	14 games
5. Durrell Summers.....	178	15 games

Rebounds	No.	Games
1. Andre Hutson.....	128	19 games
2. Johnny Green.....	118	6 games
3. Goran Suton.....	104	12 games
4. Paul Davis.....	95	11 games
5. Greg Kelser.....	90	8 games

Assists	No.	Games
1. Mateen Cleaves.....	77	14 games
2. Earvin Johnson.....	76	8 games
3. Kalin Lucas.....	56	12 games
4. Drew Neitzel.....	49	11 games
5. Travis Walton.....	41	12 games

1957 FINAL FOUR



ABOVE: Coach Forddy Anderson's team included Jack Quiggle, Harry Lux, Larry Hedden, George Ferguson, Chuck Bencie and Bob Anderegg. BELOW LEFT: Larry Hedden posted a double-double against North Carolina in the 1957 Final Four. BELOW MIDDLE AND RIGHT: Johnny Green (middle) and Jack Quiggle (right) earned NCAA Tournament All-Regional honors in 1957.



In its first appearance in the NCAA Tournament, it did not take long for Michigan State to find success. In their first game of the tournament, the Spartans took on Notre Dame in Lexington, Ky. MSU took control of the game in the second half and held on through a late Notre Dame rally to advance to the Regional Finals, 85-83. Next up for MSU was the home team, third-ranked Kentucky. The Spartans came back from 12 down at the half to defeat the Wildcats, 80-68, and advance to the Final Four in their first NCAA appearance.

MSU's semifinal game was against top-ranked North Carolina and the two teams played one of the greatest games in Four Final History. The Spartans battled to the end but the Tar Heels were just too strong and took the game in three overtimes, 74-70. MSU dropped the consolation game to San Francisco, 67-60, to finish fourth. Johnny Green had an amazing tournament, totaling 77 rebounds during the tournament and averaging 19.3 boards per game. His 77 rebounds set an NCAA tournament record for most rebounds in four games, while his average ranks fourth all-time in tournament history. Green earned All-Tournament honors for his performance and he and Jack Quiggle were also named to the All-Regional team.



NATIONAL SEMIFINAL

NORTH CAROLINA 74 - MICHIGAN STATE 70 (3OT)

March 22, 1957 - Kansas City, Mo.

MICHIGAN STATE	FG-FGA	FT-FTA	REB	PF	TP
Jack Quiggle	6-21	8-10	10	1	20
Johnny Green	4-12	3-6	19	2	11
George Ferguson	4-8	2-3	1	5	10
Larry Hedden	4-20	6-7	15	5	14
Pat Wilson	0-3	2-2	5	1	2
Robert Anderegg	2-7	3-6	3	2	7
Chuck Bencie	1-6	0-0	2	1	2
David Scott	2-3	0-2	3	1	4
TOTALS	23-80	24-36	65	18	70

NORTH CAROLINA	FG-FGA	FT-FTA	REB	PF	TP
Lennie Rosenbluth	11-42	7-9	3	1	29
Bob Cunningham	9-18	3-5	12	5	21
Pete Brennan	6-16	2-4	17	5	14
Tommy Kearns	1-8	4-5	6	4	6
Joe Quigg	0-1	2-3	4	5	2
Danny Lotz	0-0	0-1	4	1	0
Bob Young	1-3	0-1	2	1	2
Roy Searcy	0-0	0-0	1	0	0
TOTALS	28-88	18-28	54	22	74

Regulation score: 58-58
Second overtime: 66-66
Attendance: N/A

Halftime: 29-29
First overtime: 64-64
Officials: Ogden and Lightner

NATIONAL CONSOLATION GAME

SAN FRANCISCO 67 - MICHIGAN STATE 60

March 23, 1957 - Kansas City, Mo.

MICHIGAN STATE	FG-FGA	FT-FTA	REB	PF	TP
Johnny Green	4-9	1-1	13	5	9
George Ferguson	4-11	6-9	11	2	14
Larry Hedden	4-10	1-2	5	5	9
Pat Wilson	3-6	0-1	0	1	6
Harry Lux	2-2	1-1	3	2	5
Robert Anderegg	2-8	3-4	4	5	7
David Scott	2-6	0-1	3	1	4
Chuck Bencie	0-5	0-0	4	1	0
Jack Quiggle	2-6	2-2	4	1	6
TOTALS	23-63	14-21	60	23	60

SAN FRANCISCO	FG-FGA	FT-FTA	REB	PF	TP
Art Day	6-14	0-3	6	3	12
Al Dunbar	4-9	1-4	3	4	9
Gene Brown	8-18	6-11	7	3	22
Mike Farmer	4-12	8-9	2	1	16
Mike Preaseau	2-6	4-4	6	4	8
Jack King	0-2	0-0	0	2	0
Bill Mallen	0-0	0-0	1	0	0
Dave Lillevand	0-1	0-0	1	0	0
TOTALS	24-62	19-31	35	17	67

Halftime: San Francisco 33-30
Attendance: N/A
Officials: Ogden and Lightner



1979 FINAL FOUR

Michigan State opened its championship run with a 95-64 pounding of Lamar, led by Earvin Johnson's triple-double and Greg Kelsner's 31 points. After defeating LSU, MSU met up with top seed Notre Dame in the Regional Final in what was being called the game to decide the NCAA Championship. The Spartans

NATIONAL SEMIFINAL

NO. 2 MICHIGAN STATE 101 - NO. 9 PENN 67

March 24, 1979 - Salt Lake City, Utah

MICHIGAN STATE	FG-FGA	FT-FTA	REB	PF	TP	A	TO	BS	S	MIN
Michael Brkovich, f	6-10	0-0	1	4	12	3	1	0	1	23
Greg Kelsner, f	12-19	4-6	9	2	28	3	3	4	1	33
Ron Charles, c	2-2	0-0	6	0	4	0	2	2	0	19
Terry Donnelly, g	3-5	0-0	3	0	6	3	0	0	0	24
Earvin Johnson, g	9-10	11-12	10	2	29	10	4	0	3	35
Jay Vincent	0-1	3-4	1	2	3	0	1	0	0	9
Rob Gonzalez	1-5	0-0	3	2	1	3	0	1	0	22
Michael Longaker	2-2	0-0	2	0	4	1	1	0	2	10
Greg Lloyd	0-2	6-7	1	1	6	1	2	0	2	7
Rick Kaye	2-2	1-3	2	1	5	1	1	0	0	7
Jaimie Huffman	0-0	0-1	2	2	0	1	1	0	0	5
Gerald Gilkie	0-1	0-0	1	1	0	0	0	0	0	3
Don Brkovich	1-1	0-1	1	1	2	0	0	0	0	3
Team			3							
TOTALS	38-60	25-34	44	22	101	24	19	6	10	200

PENNSYLVANIA	FG-FGA	FT-FTA	REB	PF	TP	A	TO	BS	S	MIN
Tony Price, f	7-18	4-4	7	5	18	0	2	0	1	21
Tim Smith, f	0-6	0-0	0	5	0	0	2	0	0	19
Matt White, c	5-12	3-4	11	1	13	1	1	0	1	27
James Salters, g	1-5	0-0	1	2	2	3	2	0	0	25
Bobby Willis, g	4-13	1-3	6	2	9	6	5	1	3	30
Vincent Ross	2-6	0-0	6	3	4	0	2	1	0	17
Ken Hall	3-8	0-1	2	2	6	1	3	0	2	14
Angelo Reynolds	1-3	0-0	0	3	2	0	0	0	0	2
Tom Leifsen	0-1	1-2	4	0	1	0	2	0	0	16
Ted Flick	0-6	6-6	2	3	6	1	1	0	1	15
David Jackson	1-2	4-4	1	0	6	0	3	0	0	8
Ed Kuhl	0-2	0-0	0	0	0	0	1	0	0	3
Tom Condon	0-0	0-0	2	2	0	0	0	0	0	3
Team			2							
TOTALS	24-82	19-24	44	31	67	12	24	2	8	200

Halftime: Michigan State 50-17

Officials: Buckiewicz, Weiler and Silvester Attendance: N/A

NATIONAL CHAMPIONSHIP

NO. 2 MICHIGAN STATE 75 - NO. 1 INDIANA STATE 64


March 26, 1979 - Salt Lake City, Utah

MICHIGAN STATE	FG-FGA	FT-FTA	REB	PF	TP	A	TO	BS	S	MIN
Michael Brkovich, f	1-2	3-7	4	1	5	1	5	0	0	40
Greg Kelsner, f	7-13	5-6	8	4	19	9	1	2	2	32
Ron Charles, c	3-3	1-2	7	5	7	0	1	0	1	31
Terry Donnelly, g	5-5	5-6	4	2	15	0	2	0	1	39
Earvin Johnson, g	8-15	8-10	7	3	24	5	6	0	1	35
Jay Vincent	2-5	1-2	2	4	5	0	1	0	1	19
Rob Gonzalez	0-0	0-0	0	0	0	0	0	0	0	3
Michael Longaker	0-0	0-0	0	0	0	0	0	0	0	1
Team			2							
TOTALS	26-43	23-33	34	19	75	15	16	2	6	200

INDIANA STATE	FG-FGA	FT-FTA	REB	PF	TP	A	TO	BS	S	MIN
Brad Miley, f	0-0	0-1	3	1	0	0	0	0	0	25
Alex Gilbert, f	2-3	0-4	4	4	4	0	1	1	0	21
Larry Bird, f	7-21	5-8	13	3	19	2	6	1	5	40
Carl Nicks, g	7-14	3-6	2	5	17	4	2	0	1	36
Steve Reed, g	4-9	0-0	0	4	8	9	0	0	0	36
Bob Heaton	4-14	2-2	6	2	10	2	0	0	0	22
Leroy Staley	2-2	0-1	3	2	4	0	0	0	0	18
Rich Nemcek	1-1	0-0	0	3	2	1	1	0	0	2
Team			3							
TOTALS	27-64	10-22	34	24	64	18	10	2	6	200

Halftime: Michigan State 37-28

Officials: Nichols, Muncy, and Wirtz Attendance: 15,410



ABOVE RIGHT: Earvin "Magic" Johnson celebrates MSU's first NCAA Championship by cutting down the nets. RIGHT: Greg Kelsner helped hold Larry Bird to just 7-of-21 shooting in the championship game, while averaging 23.5 points in two games. BOTTOM: Johnson helped Michigan State advance to the championship game by recording the only triple double in Spartan Final Four history.



1999 FINAL FOUR



Michigan State returned to the NCAA Tournament in 1999 with lofty aspirations. For just the second time in school history, MSU was a No. 1 seed. The Spartans easily handled Mount St. Mary's in the first round, 76-53. The second round was more of a challenge, as the Spartans fought off a stubborn Mississippi squad, 74-66. In the Sweet Sixteen, State took on Oklahoma in a defensive struggle, pulling away late for a 54-46 victory.

In the Regional Final, MSU played national power and defending National Champion Kentucky. Twenty-one years earlier, the Wildcats kept MSU out of the Final Four, defeating the Spartans in the

1978 Regional Final. MSU fell behind early, 17-4, but rallied to close the gap to one at the half. The comeback was completed in the second half as Morris Peterson's 19 points and 10 rebounds led four players in double figures. The Midwest Region's Most Outstanding Player, Peterson knocked down six straight free throws in the last 30 seconds to clinch a 73-66 win. Peterson was joined on the All-Regional team by A.J. Granger and Mateen Cleaves.

In its first Final Four appearance since 1979, MSU took on Duke in the semifinal game. The Blue Devils led by only two at half, but cold shooting doomed MSU in the second, falling 68-62.



LEFT: Andre Hutson scored 13 against All-American Elton Brand. RIGHT: Spartan fans enjoyed the Florida sun. FAR RIGHT: Morris Peterson led MSU with 15 points. BELOW: MSU was making its first Final Four trip in 20 years. BOTTOM LEFT: Antonio Smith scores two on this dunk. BOTTOM RIGHT: Tom Izzo and Smith celebrate a victory over UK in the Midwest Regional Final, advancing to the Final Four.



NATIONAL SEMIFINAL

NO. 1 DUKE 68 - NO. 1 MICHIGAN STATE 62

March 27, 1999 - St. Petersburg, Fla.

MICHIGAN STATE	FG-FGA	3FG	FT-FTA	O-D-R	PF	TP	A TO	BS	S	MIN
Antonio Smith, f	3-7	0-0	0-0	5-5	10	5	6	0	0	34
Jason Klein, f	2-6	1-3	0-0	1-1	2	5	0	0	1	14
Andre Hutson, f	6-8	0-0	1-1	1-4	5	2	13	1	0	24
Mateen Cleaves, g	5-16	2-9	0-2	2-1	3	12	10	5	0	36
Charlie Bell, g	0-2	0-0	2-4	2-1	3	2	1	1	0	23
Morris Peterson	6-17	0-2	3-4	4-4	5	15	1	0	2	30
Thomas Kelley	2-8	0-1	0-0	1-3	2	4	0	0	1	14
A.J. Granger	2-6	1-3	0-0	1-3	2	5	0	1	0	20
Doug Davis	0-0	0-0	0-0	0-0	0	0	1	0	0	5
Team				1-0						
TOTALS	26-70	4-18	6-11	18-22	40	24	62	13	9	200

DUKE	FG-FGA	3FG	FT-FTA	O-D-R	PF	TP	A TO	BS	S	MIN
Chris Carrawell, f	3-8	1-1	6-12	1-3	4	13	1	3	0	30
Shane Battier, f	2-5	0-3	1-2	4-2	3	5	1	1	2	33
Elton Brand, c	7-10	0-0	4-5	4-11	15	4	18	1	3	29
William Avery, g	6-14	2-4	0-1	1-4	5	14	0	4	0	35
Trajan Langdon, g	3-9	1-4	0-1	2-4	2	7	3	1	0	37
Corey Maggette	3-7	0-1	3-6	2-2	4	9	0	0	0	17
Chris Burgess	0-1	0-0	0-0	2-2	2	0	1	0	2	12
Nate James	1-2	0-0	0-0	0-0	0	2	0	0	0	7
Team				0-0						
TOTALS	25-56	4-13	14-27	16-28	44	11	68	7	12	200
Halftime: Duke 32-30										
Officials: David Libbey, Curtis Shaw, John Cahill										Attendance: 41,340



2000 FINAL FOUR



The 2000 Spartans entered the NCAA Tournament determined to win a National Championship. For the second year in a row, they entered the tournament as a No. 1 seed, led by a trio of experienced seniors, Mateen Cleaves, Morris Peterson and A.J. Granger.



The Spartans had little trouble in their first round matchup, holding Valparaiso to 25 percent (13-of-52) shooting in a 65-38 victory. In the second round against Utah, Cleaves scored 21 points to rally MSU from a 35-32 halftime deficit and defeat the Utes, 73-61.

In the Regional Semifinal, MSU took on the fourth-seeded Syracuse Orangemen. SU took a 34-24 halftime lead and led by as many as 11 points with 15 minutes remaining. A halftime lockerroom tirade by Cleaves must have worked, however, as MSU finished the game by outscoring the Orangemen, 37-9, a run that was capped off with 17 unanswered points. In the Regional Final, No. 2 seed Iowa State held a nine-point lead with a little over five minutes to go. Once again, Michigan State used a late-game rally, outscoring the Cyclones, 23-5, over the final 5:49 in a 75-64 decision. Cleaves, Granger, Peterson and Andre Hutson all found a spot on the All-Regional team, with Peterson earning Most Outstanding Player honors.

In the National Semifinal, State faced Wisconsin for the fourth time of the season. MSU held a slim 19-17 lead at the break. Peterson took over in the second half, scoring 10 points in a 13-2 run to pull away from the Badgers and earn a spot in the NCAA Championship game.

After grinding it out with Wisconsin, MSU faced Florida's run and gun offense and pressure defense in the title game. The Spartans opened an 11-point halftime lead. Early in the second half, Cleaves got tangled up with Florida's Teddy Dupay, injuring Cleaves' ankle and forcing him back to the lockerroom. Leading by six, MSU got five straight points from Mike Chappell and held a bigger lead when Cleaves returned four and a half minutes later. State never looked back, capturing its second National Championship in school history with an 89-76 victory. Cleaves was named Most Outstanding Player of the Final Four and was joined by Charlie Bell, Peterson and Granger on the All-Tournament Team.



TOP: The Spartans are presented the 2000 NCAA Championship trophy. **MID-LEFT:** Most Outstanding Player Mateen Cleaves drives in for two of his 18 points against Florida. **BOTTOM LEFT:** Childhood friends Morris Peterson and Mateen Cleaves led MSU to its first NCAA title in 21 years.

NATIONAL SEMIFINAL

NO. 1 MICHIGAN STATE 53 - NO. 8 WISCONSIN 41

April 1, 2000 - Indianapolis, Ind.

MICHIGAN STATE	FG-FGA	3FG	FT-FTA	O-D-R	PF	TP	A	TO	BS	S	MIN
Andre Hutson, c	3-7	0-0	4-5	6-4-10	2	10	0	3	0	0	32
Morris Peterson, f	7-15	2-8	4-4	3-4-7	3	20	1	0	1	0	33
A.J. Granger, f	0-3	0-1	1-2	1-6-7	4	1	1	3	0	0	32
Mateen Cleaves, g	1-7	0-0	9-11	0-4-4	3	11	4	0	2	0	36
Charlie Bell, g	2-9	0-3	0-0	2-6-8	2	4	2	2	0	0	30
Jason Richardson	0-0	0-0	0-0	0-0-0	1	0	0	0	0	0	10
David Thomas	0-0	0-0	0-0	0-0-0	0	0	0	0	0	0	3
Mike Chappell	2-4	0-2	1-1	0-0-0	1	5	0	2	0	0	9
Aloysius Anagnonye	1-1	0-0	0-0	1-1-2	2	2	1	0	0	0	12
Adam Ballinger	0-0	0-0	0-0	0-1-1	0	0	0	0	1	0	3
Team				1-2-3							
TOTALS	16-46	2-14	19-23	14-28-42	18	53	4	14	3	2	200

WISCONSIN	FG-FGA	3FG	FT-FTA	O-D-R	PF	TP	A	TO	BS	S	MIN
Andy Kowske, f	1-2	0-0	0-2	0-0-0	4	2	0	0	4	0	20
Mike Kelley, f	1-2	0-1	0-0	0-7-7	3	2	3	0	2	0	30
Mark Vershaw, c	2-11	0-1	1-1	1-1-2	3	5	3	1	0	0	31
Jon Bryant, g	1-5	0-3	0-0	0-1-1	3	2	1	2	0	0	27
Roy Boone, g	6-9	1-1	5-6	1-2-3	2	18	0	5	0	0	25
Charlie Willis	1-4	0-1	0-0	1-1-1	2	2	0	0	0	0	19
Duany Duany	0-2	0-1	0-0	0-0-0	0	0	0	1	0	0	11
Maurice Linton	0-4	0-1	0-0	0-1-1	0	0	2	0	0	0	10
Travon Davis	1-1	1-1	1-2	0-2-2	2	4	1	0	0	0	10
Kirk Penney	2-3	2-3	0-0	0-2-2	0	6	0	0	0	0	14
Erik Faust	0-0	0-0	0-0	0-0-0	0	0	0	0	0	0	1
Robert Smith	0-0	0-0	0-0	0-0-0	0	0	0	0	0	0	1
Julian Swartz	0-0	0-0	0-0	0-0-0	0	0	0	0	0	0	1
Team				0-1-1							
TOTALS	15-43	4-13	7-11	2-18-20	19	41	8	11	4	2	200

Halftime: Michigan State 19-17

Officials: John Clougherty, Andre Patillo, Tim Higgins Attendance: 43,116

NATIONAL CHAMPIONSHIP

NO. 1 MICHIGAN STATE 89 - NO. 5 FLORIDA 76

April 3, 2000 - Indianapolis, Ind.

MICHIGAN STATE	FG-FGA	3FG	FT-FTA	O-D-R	PF	TP	A	TO	BS	S	MIN
Andre Hutson, c	2-4	0-0	2-2	0-1-1	4	6	3	1	0	0	23
Morris Peterson, f	7-14	3-8	4-6	1-1-2	3	21	5	3	0	1	32
A.J. Granger, f	7-11	3-5	2-2	2-7-9	2	19	1	2	0	0	34
Mateen Cleaves, g	7-11	3-4	1-1	0-2-2	1	18	4	2	0	0	31
Charlie Bell, g	3-6	1-2	2-3	3-5-8	2	9	5	2	0	2	33
Jason Richardson	4-7	0-0	1-2	1-1-2	1	9	0	0	0	1	16
Aloysius Anagnonye	0-0	0-0	0-0	2-1-2	4	0	0	2	1	0	12
Mike Chappell	2-4	1-3	0-0	1-0-1	0	5	0	1	0	1	7
Adam Ballinger	1-1	0-0	0-0	0-0-0	2	2	0	0	0	0	7
David Thomas	0-0	0-0	0-0	1-0-1	1	0	1	0	1	0	5
Brandon Smith	0-0	0-0	0-0	0-0-0	0	0	0	0	0	0	0
Steve Cherry	0-0	0-0	0-0	0-0-0	0	0	0	0	0	0	0
Mat Ishbia	0-1	0-0	0-0	0-0-0	0	0	0	0	0	0	0
Team				1-2-3							
TOTALS	33-59	11-22	12-16	12-20-32	20	89	19	14	1	5	200

FLORIDA	FG-FGA	3FG	FT-FTA	O-D-R	PF	TP	A	TO	BS	S	MIN
Brent Wright, f	5-8	0-1	3-5	4-6-10	4	13	4	1	0	1	29
Mike Miller, f	2-5	1-2	5-6	1-2-3	0	10	2	0	0	0	31
Udonis Haslem, c	10-12	0-0	7-7	2-0-2	4	27	0	3	1	0	28
Teddy Dupay, g	0-4	0-2	0-0	0-0-0	2	0	1	0	0	0	15
Justin Hamilton, g	0-1	0-1	0-0	0-0-0	1	0	0	0	0	0	14
Brett Nelson	4-10	3-6	0-0	1-3-4	1	11	3	3	0	2	26
Matt Bonner	0-3	0-2	0-0	1-2-3	1	0	0	0	0	0	7
Kenyan Weaks	1-3	1-1	0-0	1-0-1	2	3	1	1	0	2	22
Donnell Harvey	3-11	0-0	3-4	4-2-6	2	9	0	2	1	0	16
Major Parker	1-3	1-3	0-0	0-0-0	2	3	2	1	0	0	12
Team				1-0-1							

Halftime: Michigan State 43-32

Officials: James Burr, Gerald Boudreaux, David Hall Attendance: 43,116

2001 FINAL FOUR



The defending NCAA Champions, Michigan State entered the 2001 NCAA Tournament as a No. 1 seed for the third straight season. The Spartans were missing 58 points from the 2000 title game, but did boast five seniors, including Charlie Bell and Andre Hutson, who earned postseason honors as juniors. MSU easily defeated Alabama State, 69-35, in the first round

before handing Fresno State an 81-65 defeat to advance to the Sweet Sixteen for a fourth straight year.

In the Regional Semifinal, MSU took on No. 12 Gonzaga. The Bulldogs had a low seed, yet they were also making their third straight Sweet Sixteen appearance with a tournament-tested team. Michigan State fell behind early in the second half, but Bell scored 21 points as the Spartans eventually pulled away. In the Regional Final, State faced another surprise team in 11th-seeded Temple. The Spartans held off the Owls thanks in part to a career-high 19 points from David Thomas. For his efforts, Thomas was named to the All-Regional team, where he joined All-South Regional Most Outstanding Player, Charlie Bell. With a 69-62 victory, MSU's NCAA Tournament record of nine straight victories by double figures was snapped, but the Spartans did become the ninth team to appear in three straight Final Fours and only the third since the field was expanded to 64 teams in 1985.

Suddenly, thoughts of a repeat NCAA Champion appeared more realistic. Unfortunately, MSU ran into a hot Arizona squad in Minneapolis. The Wildcats led by just two points at the half, but outscored the Spartans, 48-31, in the second half en route to an 80-61 victory.

NATIONAL SEMIFINAL

NO. 2 ARIZONA 80 - NO. 1 MICHIGAN STATE 61

March 31, 2001 - Minneapolis, Minn.

MICHIGAN STATE	FG-FGA	3FG FT-FTA	O-D-R	PF	TP	A TO BS	S	MIN			
David Thomas, f	4-6	0-0	0-0	4-1-5	1	8	2	0	20		
Aloysius Anagnonye, f	0-1	0-0	0-0	1-1-2	4	0	0	0	8		
Andre Hutson, f	9-14	0-0	2-2	2-3-5	2	20	0	2	37		
Charlie Bell, g	1-10	0-6	1-1	1-9-10	1	3	5	0	36		
Jason Richardson, g	2-11	1-4	1-2	1-6-7	2	6	2	0	28		
Marcus Taylor	3-9	1-4	1-2	0-1-1	3	8	2	0	20		
Adam Ballinger	1-1	0-0	0-1	1-1-2	0	2	0	0	9		
Zach Randolph	5-8	0-0	2-4	4-1-5	3	12	0	1	0	24	
Mike Chappell	0-0	0-0	2-2	0-0-0	1	2	2	0	0	12	
Brandon Smith	0-0	0-0	0-0	0-0-0	1	0	0	0	0	3	
Adam Wolfe	0-0	0-0	0-0	0-0-0	0	0	0	0	0	1	
Jason Andreas	0-0	0-0	0-0	0-0-0	0	0	0	0	0	1	
Mat Ishbia	0-1	0-0	0-0	0-0-0	0	0	0	0	0	1	
Team				2-13							
TOTALS	25-61	2-14	9-14	16-24	40	18	61	11	15	3	200

ARIZONA	FG-FGA	3FG FT-FTA	O-D-R	PF	TP	A TO BS	S	MIN			
Michael Wright, f	6-10	0-0	1-1	1-2-3	2	13	0	1	0	23	
Richard Jefferson, f	6-13	3-5	2-4	3-5-8	1	17	2	2	2	34	
Loren Woods, c	5-13	0-0	1-1	0-8-8	2	11	2	1	3	37	
Gilbert Arenas, g	4-7	1-2	3-4	1-1-2	2	12	7	1	0	27	
Jason Gardner, g	6-11	3-7	6-6	0-1-1	1	21	1	1	1	38	
Eugene Edgerson	3-4	0-0	0-0	3-3-6	1	6	1	0	0	17	
Luke Walton	0-1	0-0	0-0	0-1-1	0	0	2	2	0	16	
Justin Wessel	0-0	0-0	0-0	0-0-0	1	0	0	0	0	1	3
Lamont Frazier	0-1	0-0	0-0	0-0-0	1	0	0	0	0	0	4
Travis Hanour	0-0	0-0	0-0	0-0-0	0	0	0	0	0	0	1
Team					4						

Halftime: Arizona 32-30

Officials: Tim Higgins, Tony Greene, Bob Donato

Attendance: 45,406



TOP: Jason Richardson soars in for a basket. MIDDLE: Charlie Bell (left) and Andre Hutson (right) appeared in three Final Fours in their Spartan careers. BELOW LEFT: The Spartans celebrate a trip to the 2001 Final Four after defeating Temple. BELOW RIGHT: Zach Randolph was MSU's second-leading scorer with 12 points. BOTTOM: MSU is one of just three programs in NCAA history to appear in three-straight Final Fours.



COACHES

2011-12 SPARTANS

2010-11 REVIEW

HISTORY

RECORDS

POSTSEASON

MEDIA INFO



2005 FINAL FOUR

NATIONAL SEMIFINAL

NO. 1 NORTH CAROLINA 87 - NO. 5 MICHIGAN STATE 71

April 2, 2005 - St. Louis, Mo.

MICHIGAN STATE	FG-FGA	3FG	FT-FTA	O-D-R	PF	TP	A	TO	BS	S	MIN	
Alan Anderson, f	0-4	0-0	0-0	1-3	3	0	1	0	1	0	20	
Paul Davis, c	6-16	0-1	2-4	5-10	15	3	14	1	3	1	33	
Shannon Brown, g	6-14	3-6	0-0	0-1	1	2	15	1	4	0	29	
Drew Neitzel, g	1-3	0-1	0-1	0-3	2	3	1	0	0	0	15	
Maurice Ager, g	6-18	2-6	10-10	1-2	1	24	1	1	1	0	28	
Chris Hill	1-6	1-5	0-0	0-1	2	3	2	1	0	2	18	
Matt Trannon	1-1	0-0	2-2	1-2	3	4	0	0	1	1	15	
Anthony Hamo	0-0	0-0	0-0	1-0	1	0	0	0	0	0	1	
Kelvin Torbert	4-11	1-4	0-0	2-3	5	1	9	6	0	1	26	
Tim Bograkov	0-0	0-0	0-1	1-0	1	0	0	0	0	0	6	
Drew Naymick	0-1	0-0	0-0	2-2	4	1	0	1	0	0	7	
Andy Harvey	0-0	0-0	0-0	0-0	0	0	0	0	0	0	1	
Delco Rowley	0-0	0-0	0-0	0-0	0	0	0	0	0	0	1	
Team				1-0	1							
TOTALS	25-74	7-23	14-18	15-27	42	19	71	15	12	4	10	200

NORTH CAROLINA	FG-FGA	3FG	FT-FTA	O-D-R	PF	TP	A	TO	BS	S	MIN
Jawad Williams, f	9-13	2-5	0-0	1-7-8	1	20	0	0	1	0	23
Rashad McCants, f	7-11	2-3	1-2	2-4-6	1	17	4	3	1	0	28
Sean May, c	9-18	0-0	4-6	2-5-7	2	22	3	3	1	1	31
Raymond Felton, g	6-12	2-6	2-2	1-7-8	2	16	7	5	0	1	35
Jackie Manuel, g	0-1	0-0	0-0	2-1-3	5	0	0	0	0	1	11
Jesse Holley	0-1	0-1	0-0	0-1-0	0	0	0	0	0	0	1
Melvin Scott	0-2	0-2	4-4	0-2-2	1	4	0	0	0	0	16
Reyshawn Terry	1-2	0-1	0-0	0-0-0	0	2	0	0	0	0	3
Quentin Thomas	0-0	0-0	0-0	0-1-1	0	0	1	0	0	0	5
Charlie Everett	0-0	0-0	0-0	0-0-0	0	0	0	0	0	0	1
Wes Miller	0-0	0-0	0-0	0-0-0	0	0	0	0	0	0	1
Marvin Williams	1-6	0-1	0-0	1-7-8	3	2	1	1	1	0	23
David Noel	2-5	0-1	0-3	3-1-4	2	4	2	1	2	1	21
C.J. Hooker	0-0	0-0	0-0	0-0-0	0	0	0	0	0	0	1
Team				1-2-3							

Halftime: Michigan State 38-33

Officials: Bob Donato, Reggie Greenwood, Randy McCall



No. 5 seed Michigan State opened the 2005 NCAA Tournament against Old Dominion. The Monarchs held a 42-37

halftime lead, but the Spartans mounted a surge in the last nine minutes to claim victory. In the next round, the Spartans used their depth and athleticism to wear down Vermont, 72-61. In the Sweet Sixteen, MSU used a 16-3 second-half run to pull away from Duke in a 78-68 win.

The Regional Final featured a rematch of the 1999 Elite Eight contest between MSU and Kentucky. The Spartans appeared on their way to St. Louis, until UK's Patrick Sparks hit a game-tying 3-pointer at the end of regulation. The first overtime could not produce a winner, sending the game into a second extra period, where MSU scored the first five points en route to a 94-88 win. Shannon Brown was named Most Outstanding Player of the Austin Regional after a 24-point performance, joining Maurice Ager and Paul Davis on the All-Regional team.

Making their fourth trip to the Final Four in seven years, the Spartans held a 38-33 halftime lead over North Carolina. With the game tied at 49, the Tar Heels took control with a 12-0 run, ending MSU's season.

TOP: The 2005 Final Four was Tom Izzo's fourth. **NEAR TOP LEFT:** Kelvin Torbert led MSU with six assists vs. UNC. **NEAR TOP RIGHT:** Shannon Brown scored 15 points against the Tar Heels.

ABOVE RIGHT: Paul Davis grabbed a game-high 15 rebounds vs. UNC. **BOTTOM LEFT AND MIDDLE:** Edward Jones Stadium was home to the 2005 Final Four. **BOTTOM RIGHT:** Maurice Ager led all scorers with 24 points.



2009 FINAL FOUR



The Spartans entered the 2009 NCAA Tournament coming off a great regular-season, capturing the Big Ten title with a 15-3 league mark, and earned a No. 2 seed in the Midwest Regional. MSU opened the tournament with a dominating 77-62 victory over Robert Morris. In the second round, senior Travis Walton scored a career-high 18 points to push MSU past a talented USC squad, 74-69.

In the Regional Semifinal, the Spartans trailed Kansas by as many as 13 points in the first half, but rallied in the second half. A crucial three-point play by Kalin Lucas in the final minute broke a 60-60 tie and gave MSU a 67-62 victory. Standing team led by more than three points in the first half. Leading 37-36 in the second, MSU went on a 21-7 run to take control of the contest. The Spartans held Louisville to just 38.3 percent shooting from the field. Midwest Regional Most Outstanding Player Goran Suton recorded 19 points and 10 rebounds against the Cardinals.

Having finally reached Detroit, the Spartans were pitted against another No. 1 seed from the BIG EAST conference, Connecticut. Michigan State made an early statement jumping out to a 9-2 lead and took a two-point lead into halftime. MSU slowly pulled away in the second half, extending the lead up to 11 in the final four minutes. The Huskies made a last-ditch effort and pulled to within three points in the final 70 seconds, but the Spartans held on for an 82-73 victory.

In the National Championship game, Michigan State faced its third No. 1 seed of the tournament, North Carolina. The Tar Heels jumped on the Spartans early. MSU attempted to rally in the second half, but eventually fell, 89-72. Suton closed out his career with a 17-point, 11-rebound effort, earning a spot on the All-Tournament Team, while Lucas also earned a spot on the team, averaging 17.5 points and six assists in the Final Four.

RIGHT: Seniors Goran Suton and Travis Walton guided MSU to the championship game. FAR RIGHT: Durrell Summers shook Ford Field with his dunk over Stanley Robinson.



NATIONAL CHAMPIONSHIP

NO. 1 NORTH CAROLINA 89 - NO. 1 MICHIGAN STATE 72

April 6, 2009 - Detroit, Mich.

MICHIGAN STATE	FG-FGA	3FG	FT-FTA	O-D-R	PF	TP	A	TO	BS	S	MIN
Raymar Morgan, f	1-2	0-0	2-2	1-0-1	5	4	0	1	0	0	19
Delvon Roe, f	1-1	0-0	0-1	2-6-8	3	2	0	1	1	0	17
Goran Suton, c	7-10	3-4	0-0	3-8-11	3	17	0	3	2	0	31
Kalin Lucas, g	4-12	0-1	6-8	0-0-0	2	14	7	6	0	0	35
Travis Walton, g	0-2	0-0	2-2	0-1-1	3	2	3	4	0	0	24
Idong Ibok	0-0	0-0	0-0	0-1-1	0	0	0	0	0	0	1
Chris Allen	0-8	0-7	3-5	1-0-1	2	3	1	0	0	0	17
Austin Thornton	0-1	0-0	2-2	0-3-3	1	2	0	0	0	0	3
Durrell Summers	4-10	2-6	3-4	2-3-5	1	13	2	2	1	0	21
Isaiah Dahlman	1-1	0-0	0-0	1-0-1	0	2	0	0	0	0	1
Draymond Green	2-2	0-0	3-5	2-5-7	3	7	0	2	0	1	12
Jon Crandell	0-0	0-0	0-0	0-0-0	0	0	0	0	0	0	1
Korie Lucious	2-5	2-5	0-0	0-0-0	3	6	0	2	0	0	14
Tom Herzog	0-0	0-0	0-0	0-0-0	0	0	0	0	0	1	0
Marquise Gray	0-1	0-0	0-0	1-0-1	2	0	0	0	0	0	3
Team				0-2-2							
TOTALS	22-55	7-23	21-29	13-29	28	72	13	21	5	1	200

NORTH CAROLINA	FG-FGA	3FG	FT-FTA	O-D-R	PF	TP	A	TO	BS	S	MIN
Deon Thompson, f	3-8	0-0	3-4	0-3-3	4	9	0	2	0	0	23
Tyler Hansbrough, f	6-14	0-2	6-10	1-6-7	3	18	2	2	0	0	34
Ty Lawson, g	3-10	0-3	15-18	0-4-4	0	21	6	1	0	8	37
Danny Green, g	2-4	2-3	0-0	2-1-3	5	6	4	2	0	1	24
Wayne Ellington, g	7-12	3-3	2-2	2-2-4	2	19	0	0	0	0	35
Marc Campbell	0-1	0-0	0-0	0-1-1	0	0	0	0	0	0	1
Bobby Frasor	1-2	0-1	0-0	1-0-1	3	2	1	0	0	0	23
Larry Drew II	0-1	0-0	0-0	0-0-0	0	0	0	0	0	0	4
J.B. Tanner	0-0	0-0	0-0	0-0-0	0	0	0	0	0	0	1
Justin Watts	1-2	0-0	0-0	1-0-1	0	2	0	0	0	0	1
Ed Davis	5-7	0-0	1-4	2-6-8	4	11	0	0	0	0	14
Patrick Moody	0-0	0-0	0-0	0-0-0	0	0	0	0	0	0	1
Mike Copeland	0-0	0-0	0-0	0-0-0	0	0	0	0	0	0	1
Tyler Zeller	0-0	0-0	1-2	0-1-1	1	1	0	0	0	0	1
Team				0-2-2							
TOTALS	28-61	5-12	28-40	11-24	35	22	89	13	7	0	9

Halftime: North Carolina 55-34

Officials: Tom O'Neill, Curtis Shaw, Tony Greene

Attendance: 72,922

NATIONAL SEMIFINAL

NO. 2 MICHIGAN STATE 82 - NO. 1 CONNECTICUT 73

April 4, 2009 - Detroit, Mich.

MICHIGAN STATE	FG-FGA	3FG	FT-FTA	O-D-R	PF	TP	A	TO	BS	S	MIN
Raymar Morgan, f	7-13	0-0	4-6	3-6-9	3	18	1	0	0	5	30
Delvon Roe, f	2-4	0-0	0-0	4-4-8	2	4	0	0	2	0	21
Goran Suton, c	2-5	0-1	0-0	2-5-7	4	4	2	3	1	2	28
Kalin Lucas, g	7-15	3-6	4-6	0-2-2	1	21	5	3	0	0	33
Travis Walton, g	1-6	0-0	0-0	0-0-0	3	2	8	0	0	2	23
Idong Ibok	0-0	0-0	0-0	1-1-2	3	0	0	1	0	0	6
Chris Allen	1-6	0-2	0-0	1-1-2	1	2	0	1	0	0	9
Durrell Summers	4-9	1-5	1-1	3-3-6	2	10	1	1	0	1	23
Draymond Green	3-4	0-0	2-4	1-1-2	5	8	1	1	0	1	12
Korie Lucious	3-8	2-5	3-3	0-0-0	0	11	0	0	0	0	9
Marquise Gray	1-2	0-0	0-0	1-1-2	1	2	0	1	0	0	6
Team				2-0-2							
TOTALS	31-72	6-19	14-20	18-24	42	25	82	18	11	3	200

CONNECTICUT	FG-FGA	3FG	FT-FTA	O-D-R	PF	TP	A	TO	BS	S	MIN
Jeff Adrien, f	5-10	0-0	3-7	3-4-7	2	13	1	2	2	0	32
Stanley Robinson, f	5-6	1-1	4-4	3-10-13	3	15	0	5	2	0	31
Hasheem Thabeet, c	6-13	0-0	5-7	3-3-6	3	17	1	1	2	1	36
A.J. Price, g	5-20	1-3	4-4	1-5-6	3	15	1	2	0	2	32
Craig Austrie, g	2-4	0-2	2-2	2-1-3	2	6	2	1	0	0	37
Donnell Beverly	0-0	0-0	0-0	0-0-0	0	0	0	0	0	0	2
Kemba Walker	1-5	0-0	3-9	1-1-2	4	5	2	4	0	1	20
Gavin Edwards	1-1	0-0	0-0	2-2-4	1	2	1	1	1	1	10
Team				1-0-1							
TOTALS	25-59	2-6	21-33	16-26	42	18	73	8	16	7	5

Halftime: Michigan State 38-36

Officials: John Cahill, Leslie Jones, Michael Stuart

Attendance: 72,456



For the second time in six years, Michigan State advanced to the Final Four as the No. 5 seed. The Spartans opened the tournament against New Mexico State. The Spartans led by 16 points in the first half, but NMSU fought back to tie the game in the second half.

MSU's defense then forced nine straight misses and the Spartans hit enough free throws to claim a 70-67 victory.

In the second round, MSU faced Maryland. Kalin Lucas suffered a season-ending injury in the first half, but the Spartans still led by 16 points midway through the second half. Of the game's six lead changes, four came in the final 40 seconds. Greivis Vasquez gave Maryland an 83-82 lead with six seconds left. Draymond Green then hustled the ball up court, passing the ball to Korie Lucious at the top of the key, who then nailed the buzzer-beating 3-pointer setting off a wild celebration.

Appearing in their third-straight Sweet 16, the Spartans faced a Northern Iowa team that had just knocked off No. 1 seed Kansas. MSU trailed by four at the half, but once again used strong second-half defense to emerge with a win, holding UNI without a field goal over the final 10:20 of the contest in a 59-52 MSU victory.

Tennessee stood between MSU and a second-straight trip to the Final Four. It started out as an offensive battle, as the game was tied 16-16 just over five minutes in, but turned into a test of defense down the stretch. Durrell Summers hit a 3-pointer with 2:47 left to give MSU a 69-66 lead. But after two Spartan misses and a missed front end of a 1-and-1, Tennessee had the ball in the final seconds with a chance to take the lead. With 11 seconds left, Scotty Hopson was fouled and went to the foul line with UT trailing 69-68. Hopson hit the first but missed the second. Lucious corralled the miss and pushed the ball up court. He passed to Draymond Green, who found Raymar Morgan open underneath the basket. Morgan was fouled and made the first free throw to send MSU to the Final Four.

NATIONAL SEMIFINAL

NO. 5 BUTLER 52 - NO. 5 MICHIGAN STATE 50

April 3, 2010 - Indianapolis, Ind.

MICHIGAN STATE FG-FGA 3FG FT-FTA										O-D-R	PF	TP	A	TO	BS	S	MIN
Raymar Morgan, f	2-7	0-1	0-2	1-4-5	4	4	1	1	1	1	23						
Delvon Roe, f	2-5	0-0	0-0	1-3-4	4	2	3	1	1	24							
Derrick Nix, c	0-0	0-0	0-0	1-0-1	0	0	1	0	0	0							
Durrell Summers, g	6-12	1-3	1-2	2-8-10	1	14	0	2	0	38							
Korie Lucious, g	3-6	3-6	3-4	0-2-2	2	12	4	5	0	38							
Chris Allen	0-0	0-0	0-0	0-0-0	3	0	3	0	0	16							
Austin Thornton	0-1	0-0	0-0	0-1-1	1	0	1	0	0	12							
Mike Kebler	0-1	0-0	0-0	1-3-4	0	1	0	0	0	7							
Draymond Green	4-9	0-1	4-8	0-6-6	5	12	1	2	1	29							
Garrick Sherman	1-1	0-0	2-2	0-1-1	1	4	0	1	0	8							
Team				2-0-2						8							
TOTALS	18-42	4-11	10-18	8-28-36	21	50	11	16	4	3 200							

BUTLER	FG-FGA	3FG FT-FTA	O-D-R	PF	TP	A	TO	BS	S	MIN
Gordon Hayward, f	6-14	3-8	4-6	0-9-9	2	19	0	4	2	39
Willie Veasley, f	2-6	0-3	2-2	4-1-5	3	6	0	1	0	45
Matt Howard, f	1-7	0-0	2-3	2-0-2	4	4	0	1	0	15
Shelvin Mack, g	5-9	2-4	2-3	0-2-2	0	14	1	1	0	25
Ronald Nored, g	0-4	0-0	5-6	1-5-6	4	5	2	1	0	38
Shawn Vanzant	0-0	0-0	1-2	1-3-4	2	1	2	0	0	18
Zach Hahn	0-3	0-3	0-0	0-0-0	1	0	0	0	0	9
Avery Jukes	1-6	0-3	0-0	1-0-1	1	2	0	0	0	18
Andrew Smith	0-0	0-0	1-2	1-0-1	0	1	0	0	0	3
Team				1-1-2						
TOTALS	15-49	5-21	17-24	11-21-32	17	52	5	8	2	200

Halftime: Tied 28-28


Officials: Jamie Luckie, Leslie Jones, Michael Stuart

Attendance: 71,298



At the Final Four at Lucas Oil Stadium, MSU faced a hometown Butler squad. The Spartans struggled through an off shooting night, hitting 42.9 percent from the floor and 55.6 percent from the foul line. Butler shot just 30.6 percent from the floor, but connected on 17-of-24 free throws. MSU had the ball down just one point in the final seconds. The ending was somewhat controversial as Draymond Green appeared to be fouled on his jumper from the lane, but no call was made and the Bulldogs hit free throws to secure a 52-50 victory.

TOP: Michigan State made its nation's-best sixth Final Four appearance in the last 12 seasons. **FAR LEFT:** Midwest Regional Most Outstanding Player Durrell Summers led MSU with a double-double against Butler. **NEAR LEFT:** Not only did Draymond Green score 12 points against the Bulldogs, he added some strong defense, recording two blocks.



MEDIA INFORMATION



BOARD OF TRUSTEES



Joel I. Ferguson
Chairman • Lansing



Melanie Foster
Vice Chairperson • East Lansing



Brian Breslin
Williamston



Dianne Byrum
Onondaga



Mitch Lyons
Rockford



Faylene Owen
East Lansing



George Perles
East Lansing



Diann Woodard
Brownstown Township

For biographical information, visit <http://trustees.msu.edu>

PRESIDENT LOU ANNA K. SIMON, PH.D.



Lou Anna K. Simon was appointed the 20th president of Michigan State University by the MSU Board of Trustees in January 2005. An MSU graduate, she began her career at Michigan State as the assistant director of the Office of Institutional Research (now Office of Planning and Budgets) after earning her Ph.D. in 1974. From there, she moved into a variety of administrative roles, including assistant provost for general academic administration, associate provost, and pro-

vost and vice president for academic affairs; she served as interim president in 2003.

As president, Simon has engaged Michigan State University in a strategic and transformative journey to adapt the principles of the land-grant tradition to twenty-first century challenges. She has expanded MSU's reach in the state and around the world by focusing the university's strengths on solutions that enhance and protect quality of life: clean and affordable energy, access to education, safe and plentiful food, and health care. She recently outlined these commitments and the philosophy driving them in her monograph *Embracing the World Grant Ideal: Affirming the Morrill Act for a Twenty-first-century Global Society*.

Simon's key initiatives, particularly in economic development and international engagement, reflect her commitment to applying knowledge to benefit society and further the global common good. Simon is a member of the Council on Competitiveness, a nonpartisan, nongovernmental organization working to ensure U.S. prosperity, and serves on the Blue Ribbon Panel on Global Engagement of the American Council on Education (ACE). She serves on the National Higher Education Security Advisory Board, a

group of presidents and chancellors of several prominent U.S. universities that consults regularly with national agencies responsible for security, intelligence, and law enforcement.

Simon's resolute commitment to advancing Michigan's economic future has been a hallmark of her presidency. She serves on the board of directors of Prima Civitas, mid-Michigan's economic development foundation; Business Leaders for Michigan; and the Detroit Branch of the Federal Reserve Bank of Chicago. In the area of international engagement, Simon is a member of the executive committee of the Partnership to Cut Hunger and Poverty in Africa.

Research at Michigan State University reflects Simon's commitment to advancing knowledge and improving quality of life in the world. Under her leadership, MSU has expanded its research in, among other areas, biofuels and green energy; medicine and medical technology; physics and rare isotopes; safe water; and agriculture to address world hunger. Through nearly \$500 million annually in externally sponsored research, Simon is ensuring that Michigan State University makes a significant difference in the region, state, nation, and world.

ATHLETICS DIRECTOR MARK HOLLIS



"We gather and engage our community to teach, support and celebrate our student-athletes in their quest for excellence."

This is the vision Mark Hollis has for the Michigan State Athletics Department. A Michigan State graduate and veteran Spartan athletics administrator, Hollis assumed the role of MSU's 18th athletics director on Jan. 1, 2008, succeeding Ron Mason. Hollis was named athletics director-designate on Sept. 12, 2007, and teamed with Mason in the transition throughout the fall of 2007.

Hollis has more than 20 years of athletics administration experience, either at the school or conference level. His well-rounded background has led to his knowledge of all areas within an athletics department, including marketing, financial administration, television negotiations, fund-raising, game operations, facility management, personnel policy, corporate interaction, sports management and public relations. In addition, Hollis was recently elected Chairperson of the NCAA Division I Amateurism Cabinet. Hollis is just the second chair of the Amateurism Cabinet, as he replaces Mike Rogers (Faculty Rep., Baylor), who had served as chair since the inception of the cabinet in 2008. A member of the amateurism cabinet since 2008, Hollis also will continue to serve the NCAA on the Men's Basketball Issues Committee, a committee on which he's served since 2010.

Hollis, a 1985 MSU graduate, returned to his alma mater in 1995. Since then, he has been a critical component of the athletic department executive management staff, helping guide the department through short- and long-range plans.

On the playing field in 2010-11, Michigan State had a record-setting year, winning five Big Ten Championships – the most in department history. The football team won a school-record 11 games and claimed the program's seventh Big Ten Championship en route to participating in the 2011 Capital One Bowl, which marked MSU's fourth straight bowl appearance and second in the last three seasons on New Year's Day. The baseball team won its first Big Ten title since 1979, while the women's cross country, women's basketball and women's golf teams also won conference championships. Overall, 12 sports participated in their respective team NCAA Championships, while individuals competed in four more NCAA Championships.

In three-plus years with Hollis serving as the Athletics Director, Michigan State has proved to be of the most successful athletic departments in the country, as the Spartans have already won 12 Big Ten Championships in addition to appearing in three bowl games and two Final Fours during his tenure.

In 2009-10, MSU finished 39th in the Learfield Sports Directors' Cup standings, marking the 11th time in the past 12 years the department has placed in the top 40. Highlights included the men's basketball team advancing to the Final Four for the sixth time in the last 12 years and winning its second straight Big Ten regular-season title, field hockey capturing both the Big Ten regular-season and tournament championships, and the football team appearing in its third-straight bowl game.

One of Hollis' major goals upon becoming athletics director was accomplished in 2010 when he unveiled the new brand and identity program for the athletics department. All of Michigan State's uniforms now incorporate consistent use of colors, logos, lettering and numerals along with standardization for logos. Throughout the project, equal attention was devoted to maintaining an appreciation for the traditions of the past, while positioning the athletics program for the future. The brand and identity program for Michigan State Athletics was a result of nearly a two-year collaborative effort between the athletics department and Nike that included input from university and athletic administration, coaches and student-athletes.

During Hollis' tenure, Michigan State student-athletes have excelled not only in competition, but in the classroom as well. In the spring of 2011, the athletic department posted the highest GPA in program history with a 3.0272; it marked the third time in the past four years the department has achieved a record GPA. The department also set another benchmark as 14 teams achieved a 3.0 or higher term GPA during the spring semester. Additionally, 238 student-athletes earned Academic All-Big Ten honors throughout the academic year.

In Hollis' first full season as athletics director in 2008-09, Michigan State enjoyed one of its most successful years of the decade with a 27th-place finish in the Directors' Cup, the best showing for the department since 2003 and the third highest in the department's history. Ten teams earned bids to their respective NCAA Championships, led by the men's basketball team, which reached the national title game against North Carolina while also winning the Big Ten regular-season championship. In addition, the football team won nine games for the first time since 1999 and played on New Year's Day in the 2009 Capital One Bowl, the men's soccer team won the Big Ten regular-season and tournament championships, and the crew team won its second-straight Big Ten title. Individually, wrestler Franklin Gomez claimed the 133-pound national title.

During the spring semester of Hollis' first year as athletics director in 2008, the men's golf and women's rowing teams claimed Big Ten Championships and the men's basketball program reached the Sweet 16 for the seventh time in 11 years. This success propelled Michigan State to 29th in the Directors' Cup standings.

Prior to his official appointment as athletics director, Hollis played a lead role in two significant head coaching searches during the 2006-07 year. He spearheaded the effort to hire Mark Donato as football coach, which has resulted in four consecutive bowl appearances for the program and a Big Ten Championship in 2010. He also provided major assistance in the hiring of women's basketball coach Suzy Merchant in the spring of 2007, who led the Spartans to the Sweet 16 in 2009. Hollis' first hire as athletics director arrived on July 2, 2008, when he tabbed Jake Boss Jr. to direct the Spartan baseball program; in just three seasons, Boss won a Big Ten title in 2011, the first for the program in 32 years.

Spartan athletic facilities have been upgraded at an unprecedented rate the past decade, and will only continue to improve under Hollis. In August 2008, the Spartans moved into one of the nation's finest football facilities, as a \$15 million expansion and renovation project for the Duffy Daugherty Football Building was completed. MSU alumni Robert and Julie Skandalaris of Bloomfield Hills, Mich., donated \$5 million as the lead gift for the facility expansion and upgrade. The Skandalaris Football Center includes new team, staff and position meeting rooms, coaches' offices and a hall of history. In addition, an expanded weight room was finished in September 2008 that increased the facility in size from 9,000 to 16,500-square feet. Also in 2008, the men's and women's soccer programs opened DeMartin Stadium, a state-of-the-art 2,500-seat facility that enables MSU to host conference and national tournaments. In the spring of 2009, the baseball program played its inaugural season in McLane Baseball Stadium following a \$4 million donation to the 2,500-seat ballpark by former Houston Astros owner Drayton McLane Jr. This past year, with the help of a \$1 million gift by alumnus Ambassador Peter F. Secchia – the largest cash (outright) gift received by an MSU women's intercollegiate sports program – Secchia Stadium opened for the softball program in the spring of 2011, a 1,100-seat facility located at Old College Field.

For Hollis' complete bio visit:
http://www.msuspartans.com/genrel/hollis_mark00.html



BRESLIN CENTER INFORMATION

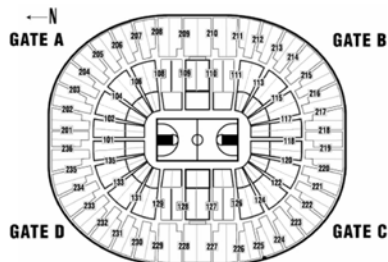
The Jack Breslin Student Events Center, one of the premier facilities in the country, serves as home to the Michigan State Spartans. Opened in November of 1989, it seats 14,797 for basketball.

The \$43-million facility is named in honor of "Mr. MSU," Jack Breslin, who prior to his death in August of 1988, was a senior consultant to former MSU President Dr. John DiBaggio. Breslin was the captain and most valuable player of the 1945 football team. He also earned varsity letters in baseball and basketball and was the 1946 senior class president. He worked for the university for more than 30 years, serving since 1969 as vice president for administration and public affairs before retiring in 1986.

** The Breslin Center has been sold out for 208 straight regular-season games entering the 2011-12 season.*


** Sixteen of the 17 NCAA Champions since 1995 have played a game at the Breslin Center during Tom Izzo's head coaching career.*

** From 1998-2002, the Spartans won 53 straight games at the Breslin Center establishing a Big Ten record.*



Breslin Center Year-By-Year Results

Year	Overall		Big Ten		Total	Average
	W-L	Pct.	W-L	Pct.	Attendance	
1989-90	14-2	.875	8-1	.888	237,720	14,858
1990-91	12-2	.857	7-2	.778	209,066	14,933
1991-92	13-2	.867	7-2	.778	217,957	14,530
1992-93	9-5	.643	4-5	.444	207,423	14,816
1993-94	12-3	.800	7-2	.778	205,264	13,684
1994-95	14-1	.933	8-1	.888	236,627	14,789
1995-96	10-5	.667	6-3	.667	199,659	13,311
1996-97	13-4	.765	6-3	.667	222,858	13,109
1997-98	12-3	.800	7-1	.875	208,694	13,913
1998-99	14-0	1.000	8-0	1.000	204,272	14,591
1999-2000	14-0	1.000	8-0	1.000	205,226	14,659
2000-01	16-0	1.000	8-0	1.000	236,144	14,759
2001-02	15-2	.882	6-2	.750	250,903	14,759
2002-03	14-2	.875	8-0	1.000	236,144	14,759
2003-04	12-2	.857	7-1	.875	206,626	14,759
2004-05	14-1	.933	7-1	.875	221,385	14,759
2005-06	12-2	.857	6-2	.750	206,626	14,759
2006-07	18-1	.947	7-1	.875	280,421	14,759
2007-08	17-0	1.000	9-0	1.000	250,903	14,759
2008-09	12-2	.857	7-2	.778	206,626	14,759
2009-10	15-2	.882	7-2	.778	250,903	14,759
2010-11	12-3	.800	7-2	.778	221,955	14,797
Totals	294-44	.870	155-33	.824	4,923,402	14,566



WORKING FACILITIES

Michigan State's working facilities, with work space and seating for writers and electronic media, are located courtside of the Jack Breslin Student Events Center and can be reached by the stairway from the ticket lobby entrance on the south end of the building. In addition, there is media seating located in various sections on the concourse level. The Breslin Center is located at the corner of Kalamazoo and Harrison Streets. The media work room is located on the west side of the building at arena level.

PRESS CREDENTIALS

All requests for working press, photo and broadcast credentials for Michigan State's 2011-12 home basketball games should be submitted online. Please contact athletic communications office assistant Paulette Martis at (517) 355-2271 for the URL. Upon approval, all credentials will either be mailed out, held at the front desk of the Kellogg Center (located on Harrison Road between Michigan and Kalamazoo) or held at the media table located in the Breslin Center ticket office lobby.

RADIO & TELEVISION

Origination for television is located at press row on the west side of the court. Production trucks can enter the facility through the tunnel at the south end of the building after contacting Rick Church at (517) 353-8608. Radio originations are located at the scorer's table.

PHOTOGRAPHERS

Photographers can work from either baseline while observing the limitation markings at the end of the floor. For all games, floor spaces will be assigned by the athletic communications office.

PARKING

Windshield passes admitting cars to the arena parking lots may be purchased upon request and availability. Media parking will be in the Breslin Center lot, Jenison Field House, or the State Police Post lot off Harrison Road. Media should enter the Breslin Center parking lot from Harrison Road.

INTERNET ACCESS

Wireless Internet is available for the working media in the Breslin Center media work room and at courtside. Ethernet connections are also available at selected seats in the media work room.

SERVICES

Programs, game notes and other relevant information will be supplied to working media. Play-by-play sheets and box scores are provided after each half. Statistics, coaches' quotes and post-game notes are available after the game.

MSU ON THE INTERNET

Visit the official Michigan State Athletics home page on the Internet at www.msuspartans.com. The latest Spartan basketball game notes can be found in Adobe PDF format. The site also offers up-to-date information on all of MSU's 25 varsity sports, including schedules and results, player and coach biographies.

PRO SCOUTS

Due to space constraints, MSU does not provide media seating for professional scouts. However, scouts may secure single-game tickets for Spartan home games through Beth Martinez in the MSU Basketball Office at (517) 355-1643. In addition, scouts will be provided game notes, stats, box scores and rosters.

PRESS CONFERENCE

A weekly press conference with coach Tom Izzo and women's basketball coach Suzy Merchant is held during the season on Mondays at 11:30 a.m. Contact the athletic communications office for the location.

INTERVIEWS

Media wishing to set up appointments with Tom Izzo should contact men's basketball SID Matt Larson. Mornings are Izzo's best time for interviews. All interviews with players must be arranged through the athletic communications office. No interviews may be conducted with a Spartan player on the day of a game. Player interviews are arranged post-practice on selected days.

POSTGAME INTERVIEWS

Coach Izzo and the visiting head coach will hold a press conference following the game in the media work room. MSU players will be made available to the media following the game in the Spartan locker room.

NCAA CREDENTIALS

According to NCAA regulations, media wishing to be credentialed for the 2012 NCAA Tournament through Michigan State must attend 90 percent of Spartan home games.

MSU Athletic Communications

Z-22 Breslin Center East Lansing, Mich. 48824-1003
Phone: (517) 355-2271



John Lewandowski
Assoc. A.D./Communication
lewski@ath.msu.edu



Matt Larson
New Media Director
Men's Basketball Contact
larson@ath.msu.edu

Jamie Baldwin - Dir. Ath. Comm.
Jim Donatelli - Asst. Dir.
Ben Phelgar - Asst. Dir.
Bob Armstrong - Video Prod.
David Diffenderfer - Video Prod.
Dave Ellis - Video Prod.

Jake Huber - Video Prod.
Bernie Rosendahl - Web Mgr.
Paulette Martis - Office Asst.
Vince Baker - Intern
Erin Wilson - Video Intern



For the 12th-consecutive season, the Spartan Sports Network (Holt, Mich.) will produce and distribute basketball broadcasts on 32 affiliates throughout the state, including flagship station WJIM Radio (AM 1240) and WMMQ (FM 94.9) in Lansing and WJR Radio (AM 760) in Detroit.

Providing commentary on Spartan radio broadcasts for the 26th straight year is the venerable Gus Ganakas. Ganakas is no stranger to MSU basketball fans, having retired in 2000 after 36 years of service to the University. Gus was the head coach of the Spartan program from 1969-70 through 1975-76 after serving as an assistant under John Benington the three previous years. From 1976-98, he served as assistant athletics director. From 1998-2000, Ganakas served as special assistant to head coach Tom Izzo, directing the activities surrounding MSU Basketball's Centennial in 1998-99.

Will Tieman is in his 10th-straight season as the play-by-play voice of the Spartans in 2011-12 after serving in that capacity from 1992-96. Tieman began his play-by-play career in 1970 as the voice of Miami (Ohio) University. His career has spanned radio and television, including the Big Ten Conference Basketball "Game of the Week", Big Ten football and national radio broadcasts of the Citrus Bowl, Motor City Bowl, International Bowl and Blue-Gray All-Star Classic. He has served as a television sports director and hosted numerous syndicated radio series, including the award-winning "This Week in College Basketball." During the season, Tieman hosts a daily three-minute radio series "Time Out with Tom Izzo" featuring MSU head men's basketball coach Tom Izzo. Tieman has received three "Best Network Play-by-Play" awards from the Michigan Association of Broadcasters. He currently serves as president of the Detroit Sports Broadcasters Association.

Former Spartan Matt Steigenga is in his fourth year providing commentary. Steigenga was a four-year letterwinner at Michigan State, totaling 1,296 points in his Spartan career, ranking 20th in MSU history. He ranks third in career blocks (97) and started 123 of the 124 games in which he played, ranking third in MSU history in career games started.

Adam Ruff is in his fourth season as broadcast host, while also serving as producer. Ruff has received four awards from the Michigan Association of Broadcasters.

In March 2011, the Spartan Sports Network became the most honored radio network in the state of Michigan at the Michigan Association of Broadcasters annual Broadcast Excellence Awards Dinner for the fifth year in a row. The Spartan Sports Network received 10 awards for its programming. In just five years of eligibility, the network has totaled 35 awards for its programming in addition to four awards for commercials.

The Spartan Sports Network reaches over 99 percent of the state's population and covers the state's 10 largest cities and top 10 rated markets.

2011-12 Spartan Sports Network Affiliates

Alma.....	WQBX-FM 104.9
Alpena.....	WKJZ-FM 94.9
Ann Arbor.....	WLBY-AM 1290
Bad Axe.....	WLEW-AM 1340
Battle Creek.....	WBCK-FM 95.3
Benton Harbor.....	WCSY-FM 103.7
Detroit.....	WJR-AM 760
Escanaba.....	WUPF-FM 107.3
Flint.....	WWCK-AM 1570
Gaylord.....	WMJZ-FM 101.5
Grand Haven.....	WGHN-FM 92.1
Grand Rapids.....	WBBL-FM 107.3
Greenville.....	WGLM-AM 1380
Hastings.....	WBCH-AM 1220
.....	WBCH-FM 100.1
Holland.....	WPNW-AM 1260
Iron Mountain.....	WMIQ-AM 1450
Ishpeming.....	WUPG-FM 96.7
Jackson.....	WIBM-AM 1450
Kalamazoo.....	WKZO-AM 590
Lansing.....	WJIM-AM 1240
.....	WMMQ-FM 94.9
Ludington.....	WKLA-AM 1450
Midland.....	WLUN-FM 100.9
Newberry.....	WMJT-FM 96.7
Ontonagon.....	WUPY-FM 101.1
Petoskey.....	WJML-AM 1110
Port Huron.....	WPHM-AM 1380
Saginaw.....	WNEM-AM 1250
Sturgis.....	WBET-AM 1230
Tawas City.....	WQLB-FM 103.3
Traverse City.....	WLDR-FM 101.9

* Sirius/XM Radio

* Streaming at www.spartansportsnetwork.com

THE TOM IZZO SHOW

The Spartan Sports Network will produce and distribute Tom Izzo's weekly radio show Monday nights from 7-8 p.m. The Spartan Radio Network, featuring 32 affiliates throughout the state, will broadcast the show from the Reno's East Side Sportsbar & Grill (1310 Abbott Road) in East Lansing. Coach Izzo provides an in-depth look at the Michigan State basketball program.

SPARTAN BASKETBALL ALL-ACCESS

"Spartan Basketball All-Access" provides fans with a behind-the-scenes, inside look at the Michigan State men's basketball program. The show will take viewers into the film room, the practice court, and the classroom as well as the post-game locker room. "Spartan Basketball All-Access" will debut Mondays on FOX Sports Detroit. The program will also air weekly on the Big Ten Network.



Company Profile

Headquartered in Chicago, BTN is the first internationally distributed television network dedicated to covering one of America's premier collegiate conferences.

With more than 350 live sports events, and virtually all of them in high definition, BTN is the ultimate destination for Big Ten fans and alumni across the country. The network is on the air 24 hours a day, 365 days a year.

Where To Find Us

The network is available to an estimated 80 million households, through agreements with more than 300 cable, satellite and telco affiliates in all 50 states and Canada. That includes existing distribution agreements with each of the nation's 10 largest cable, satellite and telco providers (Comcast, DIRECTV, Dish Network, Time Warner Cable, Cox Communications, Charter Communications, Verizon FiOS, Bright House Networks and AT&T U-Verse).

Customers of DIRECTV and DISH Network have access to the network regardless of where they live, while Verizon and AT&T continue to roll out their FiOS and U-Verse services across the country. The network is available on cable in 19 of the nation's 20 largest media markets, including New York City, Chicago, Philadelphia, Dallas, San Francisco, Boston, Atlanta, Washington DC, Houston and many more. To get the channel number specific to your area and provider, visit www.bigtennetwork.com/channelfinder.

Cable subscribers inside the Big Ten states receive the network on either an expanded basic or digital basic level of service. Outside the Big Ten states, cable operators that carry the network make it available on a variety of packages.

BTN Programming

BTN is on the air 24 hours per day, 365 days a year. The network annually televises more than 350 live events and streams an additional 400+ events. Each year's schedule is comprised of approximately 40 football games, 105 regular season men's basketball games, Big Ten Men's Basketball Tournament games, 55 women's basketball games, Big Ten Women's Basketball Tournament games, hundreds of additional Olympic sports events and dozens of Big Ten championship events.

In addition to live events, the network also airs coaches' shows and classic games. Each campus also has the opportunity to produce original, campus programming highlighting various aspects of campus life and the qualities that make each university unique.

Some of BTN's streamed events are also televised on delay as part of the network's Student U initiative. Big Ten students on each campus produce and announce these events, offering a unique opportunity to gain real-world television experience.

Why The Network Was Created

BTN was created to provide the conference with more national exposure for Big Ten sports while enhancing its existing television agreements with its other television partners.

The conference wanted to control more fully the advertising environment in which its events were aired (the network accepts no alcohol or gambling advertising), dramatically increase exposure for women's sports and other NCAA sports that had not previously been widely televised and improve distribution for football and men's basketball games that were previously available only on a local or regional basis.

Considered to be one of the most successful launches in cable television history, BTN became the first network in cable or satellite television history to reach 30 million subscribers within its first 30 days on the air. BTN is a joint venture between subsidiaries of the Big Ten Conference and Fox Cable Networks.

BTN's Impact

The network has provided an additional revenue source at a time of continued decreases in state support. The network has also provided significant and additional exposure for all Big Ten men's and women's sports, some of which previously received little or no television exposure. It also helps with recruiting in all sports as the ability for parents to watch their children compete from anywhere across the country is a major selling point.



Honoring Legends Building Leaders

The mission of the Big Ten Conference has always been to excel athletically without compromising the priority our member institutions assign to their academic standards and to their commitment to student academic success. We seek to celebrate the many accomplishments of Big Ten Student athletes while continuously reinforcing each of our member institutions' high academic standards. Striking that important balance between academic and athletics is integral to the Big Ten's identity.





COMPOSITE SCHEDULE

DECEMBER

- 27 Minnesota at Illinois-7:30 p.m.
Wisconsin at Nebraska - 9 p.m.
- 28 N'western at Ohio St.-5:30 p.m.
Indiana at Michigan St.-7:30 p.m.
Purdue at Iowa-9:30 p.m.
- 29 Penn St. at Michigan-7:30 p.m.
- 31 Iowa at Wisconsin-1 p.m.
Michigan St. at Nebraska-3 p.m.
Illinois at Purdue-4 p.m.
Ohio State at Indiana-6 p.m.

JANUARY

- 1 Minnesota at Michigan-4 p.m.
Penn St. at N'western-7 p.m.
- 3 Nebraska at Ohio St.-6:30 p.m.
Michigan St. at Wisconsin-7 p.m.
- 4 Illinois at Northwestern-7 p.m.
Iowa at Minnesota-9 p.m.
- 5 Purdue at Penn State-8 p.m.
Michigan at Indiana-9 p.m.
- 7 Nebraska at Illinois-1 p.m.
Ohio State at Iowa-3 p.m.
- 8 Indiana at Penn State-Noon
Wisconsin at Michigan-TBA
Purdue at Minnesota-6 p.m.
- 10 Iowa at Michigan St.-7 p.m.
Ohio State at Illinois-9 p.m.
- 11 N'western at Michigan-6:30 p.m.
Penn St. at Nebraska-8:30 p.m.
- 12 Wisconsin at Purdue-7 p.m.
Minnesota at Indiana-8 p.m.
- 14 Michigan at Iowa-1 p.m.
Michigan St. at N'western-3 p.m.
- 15 Minnesota at Penn St.-4 p.m.
Indiana at Ohio State-TBA
Nebraska at Wisconsin-6 p.m.
- 17 Michigan St. at Michigan-7 p.m.
Iowa at Purdue-8 p.m.
- 18 Indiana at Nebraska-7 p.m.
N'western at Wisconsin-9 p.m.
- 19 Illinois at Penn State-9 p.m.
- 21 Purdue at Michigan St.-Noon
Ohio St. at Nebraska-8 p.m.
- 22 Penn State at Indiana-Noon
Wisconsin at Illinois-2 p.m.
N'western at Minnesota-4 p.m.
- 24 Michigan at Purdue-7 p.m.
- 25 Penn St. at Ohio St.-6:30 p.m.
Minn. at Michigan St.-8:30 p.m.
- 26 Nebraska at Iowa-7 p.m.
Indiana at Wisconsin-9 p.m.
- 28 Purdue at N'western-2 p.m.
Illinois at Minnesota-8 p.m.
- 29 Michigan at Ohio St.-1 p.m.
Iowa at Indiana-6 p.m.
- 31 Michigan St. at Illinois-7 p.m.
Wisconsin at Penn St.-8 p.m.

FEBRUARY

- 1 Indiana at Michigan-6:30 p.m.
Minnesota at Iowa-8:30 p.m.
- 2 Nebraska at N'western-7 p.m.

- 4 Ohio St. at Wisconsin-2 p.m.
Penn State at Iowa-3 p.m.
Indiana at Purdue-7 p.m.
- 5 Michigan at Michigan St.-1 p.m.
Minnesota at Nebraska-1 p.m.
Northwestern at Illinois-3 p.m.
- 7 Purdue at Ohio State-9 p.m.
- 8 Penn St. at Michigan St.-6:30 p.m.
Michigan at Nebraska-8:30 p.m.
- 9 Wisconsin at Minnesota-7 p.m.
Illinois at Indiana-8 p.m.
Iowa at Northwestern-9 p.m.
- 11 Nebraska at Penn St.-1 p.m.
Michigan St. at Ohio St.-6 p.m.
- 12 Illinois at Michigan-1 p.m.
N'western at Purdue-6 p.m.
- 14 Ohio St. at Minnesota-9 p.m.
- 15 N'western at Indiana-6:30 p.m.
Purdue at Illinois-8:30 p.m.
- 16 Wisconsin at Michigan St.-7 p.m.
Iowa at Penn State-9 p.m.
- 18 Illinois at Nebraska-5 p.m.
Minnesota at N'western-7 p.m.
Ohio State at Michigan-9 p.m.
- 19 Indiana at Iowa-TBA
Michigan St. at Purdue-TBA
Penn State at Wisconsin-TBA
- 21 Illinois at Ohio State-7 p.m.
Michigan at N'western-8 p.m.
- 22 Nebraska at Purdue-6:30 p.m.
Michigan St. at Minn.-8:30 p.m.
- 23 Wisconsin at Iowa-9 p.m.
- 25 Nebraska at Michigan St.-8 p.m.
N'western at Penn St.-9 p.m.
- 25/26 Purdue at Michigan-TBA
Wisconsin at Ohio State-TBA
Indiana at Minnesota-TBA
- 26 Iowa at Illinois-6 p.m.
- 28 Michigan St. at Indiana-7 p.m.
Minnesota at Wisconsin-8 p.m.
- 29 Penn St. at Purdue-6:30 p.m.
Ohio St. at N'western-8:30 p.m.
Iowa at Nebraska-9 p.m.

MARCH

- 1 Michigan at Illinois-7 p.m.
- 3 Nebraska at Minn.-12:30 p.m.
N'western at Iowa-2:30 p.m.
- 4 Michigan at Penn State-TBA
Ohio St. at Michigan St.-TBA
Illinois at Wisconsin-TBA
Purdue at Indiana-6 p.m.



Final Four
New Orleans, Louisiana
Louisiana Superdome
Tulane University (Host)
March 31 & April 2

2012 BIG TEN MEN'S BASKETBALL TOURNAMENT



2012 NCAA TOURNAMENT

First Round

Dayton, Ohio
University of Dayton Arena
University of Dayton (Host)
March 13 & 14

Second/Third Rounds

Albuquerque, N.M.
The Pit
University of New Mexico (Host)
March 15 & 17

Louisville, Ky.
KFC Yum! Center
University of Louisville (Host)
March 15 & 17

Pittsburgh, Pa.
Consol Energy Center
Duquesne University (Host)
March 15 & 17

Portland, Oregon
Rose Garden Arena
University of Oregon (Host)
March 15 & 17

Regionals

East Regional
Boston, Mass.
TD Garden
Boston College (Host)
March 22 & 24

West Regional

Phoenix, Ariz.
US Airways Center
Arizona State University (Host)
March 22 & 24

Columbus, Ohio
Nationwide Arena
Ohio State University (Host)
March 16 & 18

Greensboro, N.C.
Greensboro, Coliseum
Atlantic Coast Conference (Host)
March 16 & 18

Nashville, Tenn.
Bridgestone Arena
Ohio Valley Conference (Host)
March 16 & 18

Omaha, Neb.
CenturyLink Center Omaha
Creighton University (Host)
March 16 & 18

South Regional

Atlanta, Ga.
Georgia Dome
Georgia Institute of Tech. (Host)
March 23 & 25

Midwest Regional

St. Louis, Mo.
Edward Jones Dome
St. Louis University (Host)
March 23 & 25

OPPONENT INFORMATION

BOWLING GREEN

www.bgsufalcons.com
Dec. 17, 2011 @ 7 p.m. East Lansing
Head Coach: Louis Orr (160-146 overall)
Basketball SID: Jason Knavel
jknavel@bgsu.edu 419.372.7075

CENTRAL CONN. ST.

www.ccsbluedevels.com
Dec. 7, 2011 @ 7 p.m. East Lansing
Head Coach: Howie Dickenman (236-208 overall)
Basketball SID: Thomas Pincince
PincinceT@ccsu.edu 860.832.3089

DUKE

www.GoDuke.com
Nov. 15, 2011 @ 7 p.m. New York, N.Y.
Head Coach: Mike Krzyzewski (900-284 overall)
Basketball SID: Matt Plizga
plizga@duaa.duke.edu 919.668.1712

EASTERN MICHIGAN

www.EMU Eagles.com
Nov. 27, 2011 @ 12 p.m. Ypsilanti, Mich.
Head Coach: Rob Murphy (0-0 overall)
Basketball SID: Jim Streeter
jim.streeter@emich.edu 734.487.0317

FLORIDA STATE

www.seminoles.com
Nov. 30, 2011 @ 7:30 p.m. East Lansing
Head Coach: Leonard Hamilton (354-327 overall)
Basketball SID: Chuck Walsh
cwalsh@fsu.edu 850.644.1077

GONZAGA

www.gozags.com
Dec. 10, 2011 @ 9 p.m. Spokane, Wash.
Head Coach: Mark Few (316-83 overall)
Basketball SID: Oliver Pierce
pierce@athletics.gonzaga.edu 509.313.6373

ILLINOIS

www.fightingillini.com
Jan. 31, 2012 @ 7 p.m. Champaign, Ill.
Head Coach: Bruce Webber (296-140 overall)
Basketball SID: Derrick Burson
burson@illinois.edu 217.333.1391

INDIANA

www.IUhoosiers.com
Dec. 28, 2011 @ 7:30 p.m. East Lansing
Dec. 28, 2012 @ 7 p.m. Bloomington, Ind.
Head Coach: Tom Crean (218-162 overall)
Basketball SID: J.D. Campbell
jc56@indiana.edu 812.855.9399

IOWA

www.hawkeyesports.com
Jan. 10, 2012 @ 7 p.m. East Lansing
Head Coach: Fran McCaffery (262-197 overall)
Basketball SID: Matthew Weitzel
matthew-weitzel@uiowa.edu 319.355.9411

LEHIGH

www.lehighsports.com
Dec. 22, 2011 @ 9 p.m. East Lansing
Head Coach: Brett Reed (67-55 overall)
Basketball SID: Justin Lafleur
jul310@lehigh.edu 610.758.6631

MICHIGAN

www.mgoblue.com
Jan. 17, 2012 @ 7 p.m. Ann Arbor, Mich.
Feb. 5, 2012 @ 1 p.m. East Lansing
Head Coach: John Beilein (617-385 overall)
Basketball SID: Tom Wywrot
twywrot@umich.edu 734.763.4423

MILWAUKEE

www.uwmpanthers.com
Nov. 23, 2011 @ 7 p.m. East Lansing
Head Coach: Rob Jeter (101-89 overall)
Basketball SID: Kevin O'Connor
kjoc@uwm.edu 414.229.5674

MINNESOTA

www.Gophersports.com
Jan. 25, 2012 @ 8:30 p.m. East Lansing
Feb. 22, 2012 @ 8:30 p.m. Minneapolis, Minn.
Head Coach: Tubby Smith (467-198 overall)
Basketball SID: Matt Slieter
slieter@umn.edu 612.625.4389

NEBRASKA

www.Huskers.com
Dec. 31, 2011 @ 3 p.m. Lincoln, Neb.
Feb. 25, 2012 @ 8 p.m. East Lansing
Head Coach: Doc Sadler (137-89 overall)
Basketball SID: Shamus McKnight
smcknight@huskers.com 402.472.7772

NEBRASKA OMAHA

www.omavs.com
Dec. 4, 2011 @ 2 p.m. East Lansing
Head Coach: Derrin Hansen (110-68 overall)
Basketball SID: Bonnie Ryan
bryan@unomaha.edu 402.554.3267

NORTH CAROLINA

www.TarHeelBlue.com
Nov. 11, 2011 @ 7 p.m. San Diego, Calif.
Head Coach: Roy Williams (643-163 overall)
Basketball SID: Steve Kirschner
stevekirschner@unc.edu 919.962.2123

NORTHWESTERN

www.NUSports.com
Jan. 14, 2012 @ 3 p.m. Evanston, Ill.
Head Coach: Bill Carmody (252-202 overall)
Basketball SID: Nick Brilowski
brilowski@northwestern.edu 847.467.3831

OHIO STATE

www.ohiostatebuckeyes.com
Feb. 11, 2012 @ 6 p.m. Columbus, Ohio
March 4, 2012 @ TBA East Lansing
Head Coach: Thad Matta (292-88 overall)
Basketball SID: Dan Wallenberg
wallenberg.1@osu.edu 614.292.6861

PENN STATE

www.GoPSUSports.com
Feb. 8, 2012 @ 6:30 p.m. East Lansing
Head Coach: Patrick Chambers (42-28 overall)
Basketball SID: Brian Siegrist
tbs1@psu.edu 814.865.1757

PURDUE

www.purduesports.com
Jan. 21, 2012 @ 12 p.m. East Lansing
Feb. 19, 2012 @ TBA West Lafayette, Ind.
Head Coach: Matt Painter (163-69 overall)
Basketball SID: Cory Walton
cdwalton@purdue.edu 765.494.3201

TEXAS SOUTHERN

www.tsuaball.com
Nov. 18, 2011 @ 6:30 p.m. East Lansing
Head Coach: Tony Harvey (43-54 overall)
Basketball SID: Rodney Bush
bushrr@tsu.edu 713.313.7603

UALR

www.UALRTrojans.com
Nov. 20, 2011 @ 6 p.m. East Lansing
Head Coach: Steve Shields (132-112 overall)
Basketball SID: Joe Angolia
jaangolia@ualr.edu 501.569.3449

UMKC

www.umkckangaroos.com
Dec. 19, 2011 @ 8:30 p.m. East Lansing
Head Coach: Matt Brown (42-77 overall)
Basketball SID: Rob McCutcheon
mccutcheonrb@umkc.edu 816.235.1034

WISCONSIN

www.UWBadgers.com
Jan. 3, 2012 @ 7 p.m. Madison, Wis.
Feb. 16, 2012 @ 7 p.m. East Lansing
Head Coach: Bo Ryan (625-194 overall)
Basketball SID: Patrick Herb
pah@athletics.wisc.edu 608.890.2477

COACHES
2011-12 SPARTANS
2010-11 REVIEW
HISTORY
RECORDS
POSTSEASON
MEDIA INFO



QUICKEN LOANS CARRIER CLASSIC




On Veterans Day (11-11-11), Michigan State will play North Carolina in the 2011 Quicken Loans Carrier Classic, the first men's college basketball game to be played on the deck of a military aircraft carrier. The game will be played on the USS Carl Vinson at Naval Base Coronado in the San Diego harbor. A basketball court with seating for approximately 7,000 fans will be constructed on the flight deck. The game will honor and entertain the men and women of the United States Armed Forces. Proceeds will benefit the Wounded Warrior Project, and the Navy-Marine Corps Relief Society.

The USS Carl Vinson is one of the Navy's ten Nimitz-class supercarriers, the largest warships in the fleet. The ship was launched in 1980 and commissioned in 1982, and has supported military and humanitarian missions around the world, deploying frequently to the Middle East and the Pacific.

"On the court, the game will feature two of the top programs in America, but it also provides an opportunity for life lessons off the court including those about the real meanings of sacrifice and dedication. The opportunity to give something back to those that serve in the military and their families is a humbling experience."


- Tom Izzo



MORALE
ENTERTAINMENT
FOUNDATION



MORALE
ENTERTAINMENT
FOUNDATION



MORALE
ENTERTAINMENT
FOUNDATION



TV/RADIO ROSTER

COACHES

2011-12 SPARTANS

2010-11 REVIEW

HISTORY

RECORDS

POSTSEASON

MEDIA INFO



#0

Russell Byrd

G, 6-7, R-Fr.
Ft. Wayne, Ind.
Blackhawk Christian



#2

Alex Gauna

F, 6-9, R-Fr.
Eaton Rapids, Mich.
Eaton Rapids



#3

Brandon Kearney

G, 6-5, Fr.
Detroit, Mich.
Southeastern



#5

Adreian Payne

C, 6-10, So.
Dayton, Ohio
Jefferson Township



#10

Delvon Roe

F, 6-8, Sr.
Euclid, Ohio
St. Edward



#11

Keith Appling

G, 6-1, So.
Detroit, Mich.
Pershing



#13

Austin Thornton

G, 6-5, R-Sr.
Sand Lake, Mich.
Cedar Springs



#14

Dan Chapman

G, 6-3, So.
Okemos, Mich.
Okemos



#15

Keenan Wetzel

G, 6-4, R-Fr.
Monroe, Mich.
St. Mary Catholic Central



#20

Travis Trice

G, 6-0, Fr.
Huber Heights, Ohio
Wayne



#22

Brandon Dawson

G, 6-6, Fr.
Gary, Ind.
Lew Wallace



#23

Draymond Green

F, 6-7, Sr.
Saginaw, Mich.
Saginaw



#25

Derrick Nix

C, 6-9, Jr.
Detroit, Mich.
Pershing



#30

Brandon Wood

G, 6-2, R-Sr.
Kokomo, Ind.
Kokomo



#44

Anthony Ianni

C, 6-9, R-Sr.
East Lansing, Mich.
Okemos



Tom Izzo
Head Coach
17th Year



Dwayne Stephens
Assistant Coach
9th Year



Mike Garland
Assistant Coach
12th Year



Dane Fife
Assistant Coach
1st Year



ZACH RANDOLPH 2010 NBA ALL-STAR



LIFE AS A SPARTAN

MSUSPARTANS.COM



SHANNON BROWN TWO-TIME NBA CHAMPION



35 GRADUATES SINCE 2000



ONLY BIG TEN SCHOOL TO HOST ESPN COLLEGE GAMEDAY TWICE



