

# TABLE OF CONTENTS/ROSTER



2012-13 Schedule	4	<b>2011-12 SEASON IN REVIEW</b>	<b>61-87</b>	Year-By-Year Statistics	130-131
<b>COACHING STAFF</b>	<b>5-20</b>	2011-12 Results	62	Yearly Attendance	132
Tom Izzo	6-13	2011-12 Box Scores	63-84	All-Time Coaching Records	133
Dwayne Stephens	14	2011-12 Statistics	85	Year-By-Year Results	134-152
Mike Garland	15	2011-12 Big Ten Recap	86	All-Time Record Vs. Opponents	153-163
Dane Fife	16	<b>HISTORY AND TRADITION</b>	<b>87-106</b>	All-Time Letterwinners	164-168
Pauga/ Ott/ Herner	17	1979 NCAA Champions	88	<b>POSTSEASON HISTORY</b>	<b>169-184</b>
Sawyer/Vorkapich	18	2000 NCAA Champions	89	Big Ten Tournament History	170-171
Support Staff	19	Big Ten Championship Teams	90-91	Big Ten Tournament Records	172
Managers	20	All-Americans	92-96	NCAA Tournament History	173-174
		Retired Jerseys	97	NCAA Tournament Records	175
<b>2012-13 SPARTANS</b>	<b>21-60</b>	Honors and Awards	98-101	NCAA Tournament Factoids	176
2012-13 Outlook	22-27	Current Spartans In the NBA	102	1957 Final Four	177
Keith Appling	28-29	Spartans In The NBA	103	1979 Final Four	178
Russell Byrd	30-31	Spartan NBA Draft Picks	104	1999 Final Four	179
Dan Chapman	32-33	USA Basketball	105	2000 Final Four	180
Matt Costello	34-35	All-Time Captains	106	2001 Final Four	181
Branden Dawson	36-37	<b>SPARTAN RECORDS</b>	<b>107-168</b>	2005 Final Four	182
Alex Gauna	38-39	Scoring Records	108-109	2009 Final Four	183
Gary Harris	40-41	1,000-Point Scorers	110-115	2010 Final Four	184
Kenny Kaminski	42-43	Rebounding Records	116-117	<b>MEDIA INFORMATION</b>	<b>185-195</b>
Brandan Kearney	44-45	Field-Goal Records	117-118	Board of Trustees/President	186
Derrick Nix	46-47	Free-Throw Records	119-120	Athletics Director Mark Hollis	187-188
Adreian Payne	48-49	3-Point Field Goal Records	120-121	Breslin Center Information	189
Travis Trice	50-51	Assist/Steal/Block Records	122-123	Media Information	190
Denzel Valentine	52-53	Miscellaneous Records	124	Spartan Sports Network	191
Keenan Wetzel	54-55	Freshman Records	125	BTN/Big Ten Conference	192
Colby Wollenman	56-57	Opponent Records	126	Composite Schedule	193
Game-By-Game Stats	58-60	Breslin Center Records	127	Opponent Information	194
		All-Time Summary	128-129	TV/Radio Roster	195

## 2012-13 MICHIGAN STATE ROSTER

No.	Name	Pos.	Ht.	Wt.	Class	Hometown/High School
0	Russell Byrd	G	6-7	205	R-So.	Fort Wayne, Ind./Blackhawk Christian
2	Alex Gauna	F	6-9	245	R-So.	Eaton Rapids, Mich./Eaton Rapids
3	Brandan Kearney	G	6-5	190	So.	Detroit, Mich./Southeastern
5	Adreian Payne	C	6-10	240	Jr.	Dayton, Ohio/Jefferson Township
10	Matt Costello	F	6-9	245	Fr.	Bay City, Mich./Bay City Western
11	Keith Appling	G	6-1	190	Jr.	Detroit, Mich./Pershing
14	Gary Harris	G	6-4	205	Fr.	Fishers, Ind./Hamilton Southeastern
15	Keenan Wetzel	G	6-4	200	R-So.	Monroe, Mich./St. Mary Catholic Central
20	Travis Trice	G	6-0	170	So.	Huber Heights, Ohio/Wayne
22	Branden Dawson	G	6-6	230	So.	Gary, Ind./Lew Wallace
25	Derrick Nix	C	6-9	270	Sr.	Detroit, Mich./Pershing
30	Kenny Kaminski	F	6-8	240	Fr.	Medina, Ohio/Medina
40	Dan Chapman	G	6-3	190	Jr.	Okemos, Mich./Okemos
41	Colby Wollenman	F	6-7	225	So.	Big Horn, Wyo./Big Horn
45	Denzel Valentine	G	6-5	220	Fr.	Lansing, Mich./Sexton

**HEAD COACH:** Tom Izzo (18th Year)

**ASSOCIATE HEAD COACH:** Dwayne Stephens (10th Year)

**ASSISTANT COACHES:** Mike Garland (13th Year), Dane Fife (2nd Year)

**DIRECTOR OF BASKETBALL OPERATIONS:** Kevin Pauga

**VIDEO COORDINATOR:** Jordan Ott

**ASSISTANT VIDEO COORDINATOR:** Doug Herner

**ATHLETIC TRAINER:** Quinton Sawyer

**EQUIPMENT MANAGER:** Dave Pruder

**STRENGTH & CONDITIONING COACH:** Mike Vorkapich

### PRONUNCIATION GUIDE

Alex Gauna      GOWN-a  
Brandan Kearney      KURR-knee

## QUICK FACTS

### UNIVERSITY INFORMATION

Location	East Lansing, Mich.
Enrollment	48,800
Founded	1855
Nickname	Spartans
Colors	Green and White
President	Dr. Lou Anna K. Simon
Athletics Director	Mark Hollis
Department Phone	(517) 355-1623
Conference	Big Ten
Arena/Capacity	Breslin Center/14,797
All-Time Record at Breslin	311-45/Since 1989
Press Row Phone	(517) 353-1626
Ticket Office Phone	(517) 355-1610 or 1-800-GO-STATE

### COACHING STAFF

Head Coach	Tom Izzo (Northern Michigan, '77)
MSU Record/Years	412-169/17
Overall Record/Years	412-169/17
Associate Head Coach	Dwayne Stephens (Michigan State, '93)
Assistant Coach	Mike Garland (Northern Michigan, '77)
Assistant Coach	Dane Fife (Indiana, 2002)

Director of Basketball Operations	Kevin Pauga
Video Coordinator	Jordan Ott
Assistant Video Coordinator	Doug Herner
Basketball Secretaries	Lori Soderberg/Beth Martinez
Equipment Manager	Dave Pruder
Athletic Trainer	Quinton Sawyer
Strength & Conditioning Coach	Mike Vorkapich
Basketball Office Phone	(517) 355-1643
Basketball Office Fax	(517) 432-1018
Basketball Mailing Address	543 Birch Road Room 150 East Lansing, MI 48824

### ATHLETIC COMMUNICATIONS

New Media Director/Basketball Contact	Matt Larson
Office Phone	(517) 355-2271
Office Fax	(517) 353-9636
E-mail	larson@ath.msu.edu
Web Site	msuspartans.com
Mailing Address	543 Birch Road Room Z-22 East Lansing, MI 48824

Radio Network	Spartan Sports Network
Contact Person	Will Tieman
Phone	(517) 699-2200

### FOLLOW THE SPARTANS



@msu\_basketball



Michigan State Spartans

### TEAM INFORMATION

2011-12 Overall Record	29-8
2011-12 Home Record	17-1
2011-12 Road Record	7-4
2011-12 Neutral Record	5-3
2011-12 Big Ten Record/Finish	13-5/7-1st
2011-12 Big Ten Home Record	8-1
2011-12 Big Ten Road Record	5-4
Final 2012 Ranking	ESPN/USA Today - #7; AP - #5
2012 Postseason	NCAA Tournament Sweet 16
Returning Starters	3 (2 G, 1 F)
Letterwinners Returning	11 (7 G, 2 F, 2 C)
Letterwinners Lost	5 (3 G, 1 C, 1 F)
Returners	Keith Appling (Jr., G, 11.4 ppg, 3.9 apg) Branden Dawson (So., G, 8.4 ppg, 4.5 rpg) Derrick Nix (Sr., C, 8.1 ppg, 3.8 rpg) Adreian Payne (Jr., C, 7.0 ppg, 4.2 rpg) Travis Trice (So., G, 4.5 ppg, 1.8 apg)

#### Newcomers

4 (2 G, 2 F)
Matt Costello (F, 6-9, 245, Fr., Bay City, Mich.)
Gary Harris (G, 6-4, 205, Fr., Hamilton, Ind.)
Kenny Kaminski (F, 6-8, 240, Fr., Medina, Ohio)
Denzel Valentine (G, 6-5, 220, Fr., Lansing, Mich.)

### PROGRAM HISTORY

First Season of Competition	1898-99
All-Time Record	1,536-1,030

NCAA Appearances	26
(1957, 1959, 1978, 1979, 1985, 1986, 1990, 1991, 1992, 1994, 1995, 1998, 1999, 2000, 2001, 2002, 2003, 2004, 2005, 2006, 2007, 2008, 2009, 2010, 2011, 2012)	

Final Four Appearances	8
(1957, 1979, 1999, 2000, 2001, 2005, 2009, 2010)	

NCAA Tournament Record	54-25
NCAA Championships	2 (1979, 2000)

Big Ten Championships	13
(1957, 1959, 1967, 1978, 1979, 1990, 1998, 1999, 2000, 2001, 2009, 2010, 2012)	

Big Ten Tournament Championships	3 (1999, 2000, 2012)
----------------------------------	----------------------

**CREDITS** - The 2012-13 Michigan State Men's Basketball Media Guide is a production of the MSU Athletic Communications Office. Written and compiled by New Media Director Matt Larson. Layout and design by Matt Larson and Jon Eslinger, Traction, Lansing, Mich. Cover designs and additional interior design by Bernie Rosendahl, MSU Athletic Communications. Editorial assistance from Assistant Directors Jim Donatelli and Ben Phlegar and Athletic Communications Intern Nick McWherter. Additional assistance provided by Jeremy Crawford, Carie Cunningham, Aimee Dulebohn, Rachel English, and Brock Lewandowski. Photos courtesy of Matthew Mitchell/Matthew Mitchell Photography; Dale Young/Detroit News; Rey Del Rio/Del Rio Images; NBA Photos; Bruce Schwartzman/Schwartzman Sports Photography; USA Basketball. Printing by BRD Printing, Inc., Lansing, Mich.



# 2012-13 SCHEDULE

## OCTOBER

Tues. 30 **NORTHWOOD (FL.)** (Exhib.) (BTN.com) East Lansing, Mich. 7 p.m.

## NOVEMBER

Fri. 2 **ST. CLOUD STATE** (Exhib.) (BTN.com) East Lansing, Mich. 8:30 p.m.

Fri. 9 vs. Connecticut (Armed Forces Classic) (ESPN) Ramstein Air Base, Germany 5:30 p.m.

Tues. 13 vs. Kansas (Champions Classic) (ESPN) Atlanta, Ga. 7 p.m.

Spartan Showcase presented by Auto-Owners Insurance

Sun. 18 **TEXAS SOUTHERN** (BTN.com) East Lansing, Mich. 12 p.m.

Tues. 20 **BOISE STATE** (Big Ten Network) East Lansing, Mich. 8 p.m.

Fri. 23 **OAKLAND** (Big Ten Network) East Lansing, Mich. 8:15 p.m.

Sun. 25 **LOUISIANA** (ESPN3.com) East Lansing, Mich. 12 p.m.

Wed. 28 at Miami (Fla.) (ACC/Big Ten Challenge) (ESPN) Miami, Fla. 7:30 p.m.

## DECEMBER

Sat. 1 **NICHOLLS STATE** (Big Ten Network) East Lansing, Mich. 12 p.m.

Wed. 5 **ARKANSAS-PINE BLUFF** (Big Ten Network) East Lansing, Mich. 8 p.m.

Sat. 8 **LOYOLA (CHICAGO)** (Big Ten Network) East Lansing, Mich. 2 p.m.

Jenison Weekend

Fri. 14 **MSU ALUMNI GAME** (Jenison Fieldhouse) East Lansing, Mich. TBA

Sat. 15 **TUSKEGEE** (Jenison Fieldhouse) (ESPN) East Lansing, Mich. 9 p.m.

Tues. 18 at Bowling Green (ESPN) Bowling Green, Ohio 7 p.m.

Sat. 22 **TEXAS** (ESPN2) East Lansing, Mich. 2 p.m.

Mon. 31 at Minnesota (ESPN2) Minneapolis, Minn. 2 p.m.

## JANUARY

Sat. 5 **PURDUE** (Big Ten Network) East Lansing, Mich. 12 p.m.

Thurs. 10 at Iowa (ESPN/2) Iowa City, Iowa 7 p.m.

Sun. 13 **NEBRASKA** (Big Ten Network) East Lansing, Mich. TBA

Wed. 16 at Penn State (Big Ten Network) State College, Pa. 7 p.m.

Sat. 19 **OHIO STATE** (ESPN) East Lansing, Mich. 6 p.m.

Tues. 22 at Wisconsin (ESPN) Madison, Wis. 7 p.m.

Sun. 27 at Indiana (CBS) Bloomington, Ind. 1 p.m.

Thurs. 31 **ILLINOIS** (ESPN/ESPN2) East Lansing, Mich. 7 p.m.

## FEBRUARY

Wed. 6 **MINNESOTA** (Big Ten Network) East Lansing, Mich. 7 p.m.

Sat. 9 at Purdue (Big Ten Network) West Lafayette, Ind. 7 p.m.

Tues. 12 **MICHIGAN** (ESPN) East Lansing, Mich. 9 p.m.

Sat. 16 at Nebraska (Big Ten Network) Lincoln, Neb. 8 p.m.

Tues. 19 **INDIANA** (ESPN) East Lansing, Mich. 7 p.m.

Sun. 24 at Ohio State (TBA) Columbus, Ohio TBA

## MARCH

Sat./Sun. 2/3 at Michigan (TBA) Ann Arbor, Mich. TBA

Thurs. 7 **WISCONSIN** (ESPN/ESPN2) East Lansing, Mich. 9 p.m.

Sun. 10 **NORTHWESTERN** (TBA) East Lansing, Mich. TBA

Thur.-Sun. 14-17 Big Ten Tournament Chicago, Ill.

Tues.-Wed. 19-20 NCAA Tournament - First Round

Thur.-Sun. 21-24 NCAA Tournament - Second & Third Rounds

Thur.-Sun. 28-31 NCAA Tournament - Regionals

## APRIL

Sat. & Mon. 6 & 8 NCAA Final Four Atlanta, Ga.

Home games (BOLD) played at the Breslin Center unless noted

Game times are Eastern Standard Time and subject to change

NATION'S BEST SIX FINAL FOUR APPEARANCES IN 14 YEARS



**COACHING STAFF**

**2012-13 MICHIGAN STATE BASKETBALL**

# HEAD COACH TOM IZZO



## TOM IZZO

### **Head Coach • 18th Season**

**Eight-Time National Coach of the Year**

**One NCAA Championship**

**Seven Big Ten & Three Big Ten Tournament Championships**

**Six Final Four Appearances**

**15 Straight NCAA Tournaments**

**13 NBA Draft Picks, Including Six First-Rounders**

**Seven All-Americans**

**Graduates 80% of Players that Complete Eligibility**

**Longest Serving Active Big Ten Men's Basketball Coach**

**One of Five Coaches All-Time with Seven Big Ten Titles**

**MSU's All-Time Winningest Coach**

In his 18th year directing the Spartan program, head coach Tom Izzo has compiled an impressive list of accomplishments, including the 2000 NCAA National Championship, seven regular-season Big Ten Championships, three Big Ten Tournament titles, six Final Four appearances, eight National Coach of the Year awards and a Big Ten-best 15 straight NCAA Tournament appearances.

These accomplishments, however, are not what make Izzo one of the best in the game, but rather it is his insatiable desire to accomplish more.



## **Izzo Career Coaching Record**

Year	Overall	Pct.	Big Ten	Pct.	Finish	Postseason
1995-96	16-16	.500	9-9	.500	7th	NIT Second Round
1996-97	17-12	.586	9-9	.500	T-6th	NIT Second Round
1997-98	22-8	.733	13-3	.813	T-1st	NCAA Sweet 16
1998-99	33-5	.868	15-1	.938	1st	NCAA Final Four
1999-2000	32-7	.821	13-3	.813	T-1st	NCAA Champion
2000-01	28-5	.848	13-3	.813	T-1st	NCAA Final Four
2001-02	19-12	.613	10-6	.625	5th	NCAA First Round
2002-03	22-13	.629	10-6	.625	T-3rd	NCAA Elite Eight
2003-04	18-12	.600	12-4	.750	T-2nd	NCAA First Round
2004-05	26-7	.788	13-3	.813	2nd	NCAA Final Four
2005-06	22-12	.647	8-8	.500	T-6th	NCAA First Round
2006-07	23-12	.657	8-8	.500	T-7th	NCAA Second Round
2007-08	27-9	.750	12-6	.667	4th	NCAA Sweet 16
2008-09	31-7	.816	15-3	.833	1st	NCAA Runner Up
2009-10	28-9	.757	14-4	.778	T-1st	NCAA Final Four
2010-11	19-15	.559	9-9	.500	T-5th	NCAA Second Round
2011-12	29-8	.784	13-5	.722	T-1st	NCAA Sweet 16
17 Years	412-169	.709	196-90	.685		



## HEAD COACH TOM IZZO



With a career record of 412-169, it's easy to see that Izzo knows how to win, but he also knows how to win the right way. In his 17 years directing the Spartan program, 80 percent of his players who completed their eligibility also left with a degree. In the last 13 years, 37 Spartans have received their undergraduate degrees.

In 17 seasons, Izzo has returned Michigan State to national prominence, placed his name in the NCAA record books and become a leader among college basketball coaches.

Izzo's 412 wins are tied for the second most by any coach in his first 17 seasons in the history of college basketball. In late November 2009, he passed his mentor Jud Heathcote (340 wins) to become MSU's all-time winningest coach. In the NCAA Tournament, Izzo is at his best, winning at a clip of .725 to rank fifth among all active coaches with at least 10 tournament games coached.

Izzo led MSU to six Final Four appearances between 1999 and 2010, becoming just the fourth school in college basketball history to do it in any 12-year span, including just the third since the tournament field expanded to 64 teams in 1985. Izzo also became just the second coach in NCAA history to reach four Final Fours in his first 10 years of coaching, joining Ohio State's Fred Taylor, and is just the third coach in NCAA history to appear in six Final Fours in a 12-year span, and just the second since the tournament expanded to 64 teams. His six Final Four appearances rank tied for fifth all-time, tied for third among active coaches and first all-time among Big Ten coaches, having most recently passed former Indiana head coach Bob Knight.

Through 17 seasons, Izzo is already one of the most successful coaches in Big Ten history. His .685 winning percentage in Big Ten games ranks third all-time among league coaches with at least 10 years of service. In all games, Izzo also ranks fifth (.709). With 196 conference victories, Izzo ranks sixth all-time. In January 2012, he became just the fourth coach to win 400 games at a Big Ten institution.

Furthermore, Izzo brings stability to Michigan State basketball. The 2012-13 season will be Izzo's 30th with the Spartans. He is the longest serving active Big Ten men's basketball head coach. He is also a leader among his peers, serving as the NABC President from April 2010-April 2011, while also serving on the John R. Wooden Award Board of Governors and the USA Basketball Collegiate Committee.

Over the past 15 seasons, Izzo has compiled an impressive 379-141 (.729) record. A quick look at other stats further demonstrates the Spartans' success over that stretch: 178-72 (.712) in the Big Ten; 214-21 (.911) at the Breslin Center, including a Big Ten record 53-game winning streak; 86-77 (.528) against Top 25 teams (including two wins over No. 1-ranked teams); 55-26 (.679) in postseason play and 37-14 (.725) in the NCAA Tournament.



## Success On The Court And In The Classroom

*Coach Izzo not only knows how to win, he does it the right way. Despite all his success on the court, as shown in his multiple conference championships, Final Four appearances and the 2000 NCAA title, he remains committed to preparing his players for life after basketball. Since 2000, 37 Spartan student-athletes have received their undergraduate degrees.*

# HEAD COACH TOM IZZO



Individually, players have excelled under Izzo. Seven Spartans (Charlie Bell, Mateen Cleaves, Paul Davis, Draymond Green, Drew Neitzel, Morris Peterson and Jason Richardson) have earned some form of All-America honors, as Green was named National Player of the Year by the National Association of Basketball Coaches (NABC) in 2012. Chris Hill was a three-time Academic All-American, while Neitzel also earned Academic All-America accolades. Twenty-four different players have earned all-conference recognition.

One of the reasons for Izzo's success is his ability to recruit some of the nation's most talented high school players. During his time as head coach, Izzo has recruited 11 McDonald's

All-Americans (Mateen Cleaves - 1996, Jason Richardson - 1999, Marcus Taylor and Zach Randolph - 2000, Kelvin Torbert - 2001, Paul Davis - 2002, Shannon Brown and Brandon Cotton - 2003, Keith Appling - 2010, Branden Dawson - 2011, Gary Harris - 2012). In addition, eight of the last 14 Michigan Mr. Basketball award winners suited up for the Green and White (1999 - Richardson, 2000 - Taylor, 2001 - Torbert, 2002 - Davis, 2004 - Drew Neitzel, 2009 - Derrick Nix, 2010 - Appling, 2012 - Matt Costello), while Shannon Brown won the 2003 Illinois Mr. Basketball Award and Gary Harris won the 2012 Indiana Mr. Basketball Award.

But perhaps even more important to Izzo's success is his ability to take young talent and develop a player's skills, allowing him to grow as a player and go on to play professionally. Since 2000, Michigan State has had 12 players selected in the NBA Draft, including six first rounders (Mateen Cleaves - 2000 first round, Morris Peterson - 2000 first round, Jason Richardson - 2001 first round, Zach Randolph - 2001 first round, Andre Hutson - 2001 second round, Marcus Taylor - 2002 second round, Erazem Lorbek - 2005 second round, Shannon Brown - 2006 first round, Maurice Ager - 2006 first round, Paul Davis - 2006 second round, Goran Suton - 2009 second round, Draymond Green - 2012 second round). Ager, Cleaves, Davis, Richardson, Randolph and Taylor were all high school All-Americans, but Izzo took Hutson, Peterson and Suton, who were not ranked in the top 75 coming out of high school, and turned them into NBA talent. In addition, Izzo-recruit Charlie Bell played in the NBA during the 2001-02 season after signing a free agent contract. After a successful stint overseas, Bell played seven more seasons in the NBA. Alan Anderson, a member of the 2005 Final Four team, signed a free agent contract and played two years with the Charlotte Bobcats, and finished the 2012 season with the Toronto Raptors. Numerous other former Spartans have enjoyed lucrative professional careers playing overseas.

Izzo has also emerged as a teacher, not only to his players, but also his assistant coaches. Five current Division I head coaches all served as assistants to Izzo, including Tom Crean (Indiana), Brian Gregory (Georgia Tech), Stan Heath (South Florida), Mark Montgomery (Northern Illinois) and Doug Wojcik (College of Charleston). Current assistant Mike Garland spent three seasons as head coach at Cleveland State following an initial seven-year stint at MSU. Stan Joplin was also head coach at Toledo for 12 seasons. Jim Boylen served as head coach at Utah for four seasons.

The 2011-12 season was one of Izzo's most rewarding as head coach. The Spartans entered the season unranked, returning only two players who averaged over 20 minutes a game the previous season. MSU opened the year with neutral-site losses to No. 1 North Carolina and No. 6 Duke, but responded with 15 straight victories, including road wins at No. 23 Gonzaga and No. 18 Wisconsin, marking the Spartans' first win in Madison since 2001. Keyed by a mid-February win at No. 3 Ohio State, MSU would go on to capture a share of the Big Ten regular-season championship, the seventh of the Izzo era, and head to the Big Ten Tournament where it defeated Ohio State to capture the third Big Ten Tournament title in school history, and the first since 2000. Michigan State was rewarded with a No. 1 seed in the West Region of the NCAA Tournament, where it would advance to the Sweet 16 for the 10th time in the last 15 years, good for second most in the nation. MSU would finish with a 29-8 record. Of the 20 20-win seasons in Michigan State history, Izzo has been involved in 17 of them, 12 as a head coach and five as an assistant.

Statistically, the Spartans finished the 2011-12 season ranked second in the nation in field-goal percentage defense (.379), the best effort by a Spartan squad since 1959. Once again, the Spartans were a dominant presence on the glass, ranking fifth in the nation in rebounding margin (+8.0), and pacing the Big Ten for the 12th time in the last 15 seasons, and the 13th time in his career.

For his efforts, Izzo was named the 2012 Big Ten Coach of the Year by both the league's media and coaches. He also was named Division I National Coach of the Year by the NABC, and was CBSSports.com's pick for national coach of the year as well.



## HEAD COACH TOM IZZO



The 2010-11 Spartans finished with a 19-15 mark and advanced to a 14th straight NCAA Tournament. MSU faced a difficult regular-season schedule that included 18 of 33 games against the RPI Top 50 and 23 of 33 against the RPI Top 100.

Michigan State turned in another great season in 2009-10, capturing a share of a second-straight Big Ten Championship and advancing to a sixth Final Four in 12 seasons. With MSU's 106-68 victory over UMass in the sixth game of the season, Izzo recorded his 341st victory, becoming Michigan State's all-time winningest coach. The Spartans opened Big Ten play with a school-best 9-0 start and captured a share of the regular-season crown with a 14-4 mark. Overall, MSU would finish with a 28-9 record.

The Spartans opened the 2010 NCAA Tournament as a No. 5 seed and advanced through the first weekend with narrow victories over New Mexico State (70-67) and Maryland (85-83). In the Midwest Regional, the Spartans once again proved they could win the close games, defeating Northern Iowa (59-52) and Tennessee (70-69) to advance to the program's eighth Final Four and the sixth in the last 12 seasons under Izzo.

Michigan State led the nation in rebounding margin for the fourth time in Izzo's career, out-rebounding opponents by a +8.6 margin. It marked the ninth time that an Izzo-coached team ranked in the top 10 in the nation.

The 2008-09 season was one of the best in the history of Spartan basketball. Michigan State advanced to its fifth Final Four in 11 seasons, becoming just the fifth school in the history of college basketball to accomplish that feat. During the regular season, the Spartans won the Big Ten Championship with a 15-3 league record, including a school-best 8-1 mark on the road. MSU won the league title by four games, equaling the second-greatest margin in conference history. Overall, Michigan State finished the season with a 31-7 record, the third-highest win total in school history. For his efforts, Izzo was named Big Ten Coach of the Year for the second time in his career.

In the NCAA Tournament, Michigan State advanced through the first weekend with wins over Robert Morris and USC. In the Sweet 16, the Spartans took out defending National Champion Kansas. In the Elite Eight, MSU beat No. 1 seed and No. 1 ranked Louisville, marking just the third victory over the top-ranked team in The Associated Press Top 25 in school history. At the Final Four in Detroit's Ford Field, the Spartans beat No. 1 seed Connecticut before eventually falling to North Carolina in the title game.



## IZZO'S COACHING TREE

Eight former Tom Izzo assistants have gone on to become Division I head coaches.

**Jim Boylen**

**MSU Assistant (1989-92, 2005-07)**  
Utah (2007-2011)

**Tom Crean**

**MSU Assistant (1995-99)**  
Marquette (1999-08)  
Indiana (2008-Present)

**Mike Garland**

**MSU Assistant (1996-2003, 2007-Present)**  
Cleveland State (2003-06)

**Brian Gregory**

**MSU Assistant (1992-96, 1999-2003)**  
Dayton (2003-2011)  
Georgia Tech (2011-Present)

**Stan Heath**

**MSU Assistant (1996-2001)**  
Kent State (2001-02)  
Arkansas (2002-07)  
South Florida (2007-Present)

**Stan Joplin**

**MSU Assistant (1990-96)**  
Toledo (1996-2008)

**Mark Montgomery**

**MSU Assistant (2001-11)**  
Northern Illinois (2011-Present)

**Doug Wojcik**

**MSU Assistant (2003-05)**  
Tulsa (2005-12)  
College of Charleston (2012-Present)



# HEAD COACH TOM IZZO



## IZZO BY THE NUMBERS

### Final Four Appearances By Big Ten Coach

Coach	Appearances
1. Tom Izzo (MSU)	6
2. Bob Knight (Indiana)	5
3. Harold Olsen (Ohio State)	4
4. Fred Taylor (Ohio State)	4

### Career Big Ten Victories

Coach	Victories
1. Bob Knight (Indiana)	353
2. Gene Keady (Purdue)	265
3. Ward Lambert (Purdue)	228
4. Lou Henson (Illinois)	214
5. Branch McCracken (Indiana)	210
6. Tom Izzo (MSU)	196
7. Jud Heathcote (MSU)	182

### Consecutive NCAA Tournament Appearances - Active

Coach	Appearances
1. Mike Krzyzewski	17
Rick Barnes	17
3. Tom Izzo	15

### Final Four Appearances - Active

Coach	Appearances
1. Mike Krzyzewski (Duke)	11
2. Roy Williams (Kansas/North Carolina)	7
3. Tom Izzo (MSU)	6
Rick Pitino (Providence/Kentucky/Louisville)	6

### Final Four Appearances - Since 1996 (Izzo's First Season)

Coach	Appearances
1. Tom Izzo (MSU)	6
2. Roy Williams (Kansas/North Carolina)	5
3. Jim Calhoun (Connecticut)	4
John Calipari (UMass/Memphis/Kentucky)	4
Mike Krzyzewski (Duke)	4
Rick Pitino (Providence/Kentucky/Louisville)	4

### Most Wins - First 17 Seasons

Coach	Victories
1. Roy Williams (Kansas/North Carolina)	470
2. Tom Izzo (MSU)	412
Denny Crum (Louisville)	412

Michigan State led the nation in rebounding margin for the third time in Izzo's career, out-rebounding opponents by a +9.3 margin. It marked the eighth time that an Izzo-coached team ranked in the top 10 in the nation. The Spartans also proved to possess a high-powered attack, leading the Big Ten in scoring offense (72.0 ppg).

Izzo directed Michigan State to a 27-9 record in 2007-08, recording the ninth 20-win season in the last 11 years. The season finished with a trip to the Sweet 16 of the NCAA Tournament, marking MSU's seventh trip to the regionals in the last 11 years, tying for second most in the nation. The 27 wins marked the fifth-largest total in school history at the time, while the 24 regular-season victories were the then third-largest regular-season total for MSU. The Spartans were a perfect 17-0 at home, good for the first perfect home season since 2001 and just the fourth in Breslin Center history.

The '07-08 Spartans led the Big Ten in rebounding margin (+6.8). In league games, MSU paced the conference in field-goal percentage (.474) for the fifth-straight season, becoming the first school in league history to accomplish that feat.

Michigan State finished with a 23-12 mark in 2006-07. The Spartans had to overcome a large amount of adversity and a very difficult Big Ten schedule, but they did advance to a 10th-straight NCAA Tournament. The Spartans also did something for the first time in school history - recording Michigan State's first home win over a No. 1-ranked team, with a 64-55 over Wisconsin.

The 2006-07 Michigan State squad excelled by getting back to Spartan basics - rebounding and defense. On the glass, the Spartans led the Big Ten in rebounding margin (+7.0). Defensively, MSU allowed opponents just 57.2 points per game, the lowest total since the 1951-52 squad allowed 56.0 points. Opponents also shot just 38.4 percent from the field, the lowest percentage since 1958-59 (.379). Nationally, the Spartans ranked sixth in scoring defense and field-goal percentage defense and eighth in rebounding margin.

In 2005-06, Michigan State finished with a 22-12 mark. The Spartans played one of the nation's toughest schedules, playing more games against teams ranked in the RPI top 25 (13) and top 50 (18) than any other school in the nation.

In Big Ten games, Michigan State led the conference in five statistical categories including free-throw percentage (.781), field-goal percentage (.469), rebounding defense (30.1), rebounding margin (+4.2) and assists (15.81 apg).

Michigan State returned to the Final Four in 2005, becoming the only team to appear in four Final Fours between 1999 and 2005. The Spartans finished the season with a 26-7 mark, including a 22-5 regular-season record. Since Michigan State joined the Big Ten, only three Spartan teams finished the regular season with fewer losses.

In the NCAA Tournament, MSU defeated No. 1 Duke and No. 2 Kentucky in the Austin Regional, becoming the first team in tournament history to defeat the Blue Devils and the Wildcats in the same year. Despite losing to North Carolina in the Final Four, Izzo was named the 2005 Clair Bee Award winner, recognizing the Division I men's basketball coach who has made the most significant positive contribution to his sport.

## HEAD COACH TOM IZZO



Not only did the 2004-05 Spartans win, they were also statistically impressive, ranking in the top 15 nationally in six statistical categories, including free-throw percentage (3rd, .777), scoring margin (7th, +13.1), assists per game (10th, 17.1 apg), field-goal percentage (11th, .487), rebound margin (11th, +6.8) and scoring offense (13th, 78.5 ppg). MSU led the Big Ten in scoring for the second straight year with 78.5 points per game - its highest scoring average since 1985-86 (83.1 ppg).

During the season, Izzo recorded his 232nd win at MSU, moving past Benjamin Van Alstyne for the second most number of career wins in Spartan coaching history. In summer of 2005, Izzo traveled to Kuwait to take part in "Operation Hardwood - Hoops With The Troops." Izzo was one of eight coaches and sports personalities coaching 13-member military basketball teams on Camp Arifjan, Kuwait, from Aug. 27-31. Camp Arifjan defeated the other bases to win the championship under the direction of Coach Izzo. Izzo made a return trip to Kuwait in May 2006.

In 2003-04, MSU opened the season with a 5-7 mark after taking on one of the most difficult non-conference schedules in NCAA history. Rather than give up, Izzo and the Spartans rallied to win 12 of the next 15 games, finishing just one game out of first place in the Big Ten at 12-4. For the year, MSU posted an 18-12 mark.

The 2003-04 season saw Michigan State become the first team in Big Ten history to lead the conference in scoring offense (71.3 ppg), field-goal percentage (.522), 3-point field-goal percentage (.434) and free-throw percentage (.777) in the same season.

On Feb. 4, 2004, MSU defeated Iowa, 89-72, as Izzo recorded the 200th victory of his Spartan career, becoming just the third coach in MSU history to accomplish that feat. He also became the eighth head coach in NCAA history to record 200 wins in his first nine seasons. Ten days later, Izzo became just the third coach in Big Ten history to record 100 league wins in his first nine seasons, joining Bob Knight and Gene Keady as MSU defeated Minnesota, 69-58, on Feb. 14.

The 2002-03 season was a study in perseverance. Izzo rallied his team to win the final four regular-season games and eight of the last 10 conference games to finish 10-6 in the Big Ten, good for third place in the league.

Michigan State made even bigger noise during the NCAA Tournament. The No. 7 seed Spartans easily dismissed Colorado in the first round, setting up a matchup with the No. 2 seed Florida Gators. The Spartans shocked many experts with a 68-46 victory in the Gators' home state. In the Sweet 16, Michigan State defeated defending-national champion Maryland in a thrilling two-point game, before eventually falling to the No. 1 seed Texas Longhorns in the Lone Star State.

The Elite Eight appearance was the fourth for MSU between 1999 and 2003. During that time period, no other school made more than two trips. In fact, since the NCAA Tournament expanded to 64 teams in 1985, just four programs (Duke, Kentucky, Michigan State and North Carolina) have advanced to four Elite Eights in any five-year period.

The 2001-02 season may prove to be one of Izzo's finest. Despite losing 81 percent of the scoring load from 2000-01, and having three of his key players miss several games with injuries, Izzo led the Spartans to a 10-6 Big Ten record, finishing just one game out of first place. MSU won 10 of the last 13 regular-season games to finish with a 19-12 record and earned a spot in the NCAA Tournament.

In 2000-01, Izzo earned NABC National Coach of the Year and District 11 Coach of the Year honors for leading Michigan State to its third straight Final Four and fourth straight regular-season Big Ten Championship. MSU became just the fourth school in Big Ten history to win four straight league titles.

MSU opened the season by winning its first 12 games to establish the best start in school history. On Dec. 25, 2000, the Spartans earned the top spot in The Associated Press Top 25, marking the first time they held the No. 1 position in the AP Poll since 1979. In Big Ten action, Michigan State posted a 13-3 record to win a share of the league crown. The Big Ten finale vs. Michigan marked Izzo's 100th Big Ten game. Through his first 100 games, Izzo posted a 72-28 mark, the fifth-best record in Big Ten history.

In the 2001 NCAA Tournament, Izzo guided the Spartans to a third straight Final Four. For a third consecutive season, Michigan State earned a No. 1 seed. MSU won the first three games by double figures, establishing a record with nine straight NCAA Tournament vic-

## ANYONE, ANYWHERE

Tom Izzo has consistently played one of the toughest schedules in America. With a willingness to play at home, on the road or a neutral site, his list of regular-season non-conference opponents reads like a who's who of top college basketball programs: Arizona, Arkansas, Boston College, BYU, Connecticut, Duke, Florida, Florida State, Georgia Tech, Gonzaga, Iowa State, Kansas, Kentucky, Louisville, Maryland, Missouri, North Carolina, North Carolina State, Oklahoma, Oklahoma State, Seton Hall, Stanford, Syracuse, Temple, Texas, UCLA, Utah and Virginia.

## Most Ranked Opponents Among Final Four Teams Since 1997-98

163	Michigan State
151	North Carolina
146	Kentucky
142	Duke
136	Connecticut

# HEAD COACH TOM IZZO



## IZZO'S NBA PIPELINE

Since Tom Izzo became head coach, 11 former Spartans have gone on to play in the NBA.

**Maurice Ager**  
**Alan Anderson**  
**Charlie Bell**  
**Shannon Brown**  
**Mateen Cleaves**  
**Paul Davis**  
**Jamie Feick**  
**Draymond Green**  
**Morris Peterson**  
**Zach Randolph**  
**Jason Richardson**

In addition, former MSU video coordinator Paul Rivers is Director of Basketball Technology with the Oklahoma City Thunder. Former managers have also found homes in the NBA. Steve Hetzel is the Director of Player Development for the Detroit Pistons. Brian Pauga is the Director of Scouting for the San Antonio Spurs. Dan Vincent is Assistant to the Head Coach for the Cleveland Cavaliers.



tories by double digits. When MSU defeated Temple, 69-62, in the South Regional Final, the Spartans became just the ninth school to reach three-straight Final Fours and just the third since the NCAA Tournament field expanded to 64 teams in 1985. On the season, MSU finished with a 28-5 record.

Michigan State led the nation in rebound margin for the second straight season at +15.4 boards per game, tying the fifth-largest margin in Division I history and the greatest since 1980. The Spartans also ranked 13th in the nation in scoring defense (61.8 ppg).

In 1999-2000, Michigan State captured the second NCAA Championship in school history and its third straight regular-season Big Ten Championship. MSU also won at least 30 games for the second straight season, posting a 32-7 mark, becoming just the second Big Ten school to accomplish that feat. The 65 wins over the 1998-99 and 1999-2000 seasons is the greatest two-year total in the history of the Big Ten. The Spartans also repeated as Big Ten Tournament champions.

Izzo led MSU to consecutive Final Fours for the first time in school history. For his efforts, Izzo was named USBWA District V Coach of the Year and NABC District 11 Coach of the Year. Izzo also recorded his 100th career victory in a Jan. 11, 2000,

77-71 overtime win over Indiana in the Breslin Center.

For the second consecutive season, Michigan State earned a No. 1 seed in the Midwest Region of the NCAA Tournament. After disposing of Valparaiso and Utah in Cleveland, Ohio, the Spartans moved on to the Sweet 16 at the Palace of Auburn Hills, Mich., where they recorded come-from-behind victories versus Syracuse and Iowa State. In the Final Four, MSU defeated Wisconsin for the fourth time that season. The Spartans then captured their second NCAA title in school history, defeating Florida, 89-76.

During the 1998-99 season, Izzo directed the Spartans on a magical run to the program's first appearance in the NCAA Final Four since 1979. Under Izzo's guidance, Michigan State posted a record of 33-5, establishing a school record for most wins in a season. For his efforts, Izzo was named the Basketball Times National Coach of the Year and the National Association of Basketball Coaches (NABC) District 11 Coach of the Year. Throughout the 1998-99 Big Ten season, Michigan State established itself as the class program of the conference. Izzo directed the school to its second straight Big Ten title. The Spartans followed up a 15-1 Big Ten regular season by capturing their first Big Ten Tournament championship. The 15 league wins tied a school record for most victories in conference play, while the Spartans' 93.8 winning percentage established a school record.

Whereas MSU's success in 1998-99 was expected, the Spartans took the college basketball world by storm in 1997-98. Izzo became the first Michigan State coach to earn Associated Press National Coach of the Year honors while leading MSU to a 22-8 record and a share of the Big Ten title. The Spartans posted a 13-3 mark in conference, earning Izzo Big Ten Coach of the Year honors.

Over the course of the 1997-98 season, Izzo and his team finished the year ranked No. 10 nationally by USA Today/ESPN, marking the first time the Spartans had finished in the Top 10 since 1995. In addition to his AP award, Izzo was named National Coach of the Year



## HEAD COACH TOM IZZO

by Basketball News and the United States Basketball Writers Association (USBWA). Basketball Times selected Izzo as its Midwest Coach of the Year.

During Izzo's first season as head coach in 1995-96, he directed the Green and White to an overall slate of 16-16, including a 9-9 effort in the Big Ten. Izzo recorded wins over Top 25 teams on four occasions. In 1996-97, Izzo guided the Green and White cagers to an overall mark of 17-12, including a Big Ten ledger of 9-9. Izzo led the Spartans to the second round of the NIT in each of his first two seasons.

In his 30th season as a member of the MSU coaching staff, Izzo has been with the Spartan program since taking a part-time assistant coaching position in 1983. An assistant coach with the Spartans from 1983-86, Izzo left MSU in May of 1986 to become the top assistant and recruiting coordinator at Tulsa. But, on June 10 of the same year, Izzo returned to East Lansing when Spartan assistant Mike Deane left to become head coach at Siena College.

Since then, he has been the catalyst in the resurgence of the MSU program. Regarded as one of the country's top recruiters, he is known as a tireless worker both on the recruiting trail and in the office. His hard work and loyalty were rewarded in July 1990, when Jud Heathcote appointed him associate head coach. His dutiful efforts were further recognized when, on March 30, 1993, then-MSU Athletics Director Merrily Dean Baker recommended both a one-year contract extension for Heathcote through the 1994-95 season and that Izzo be appointed head coach upon Jud's retirement. The MSU Board of Trustees accepted both recommendations on April 9, 1994.

Izzo originally came to MSU from Northern Michigan, where he had been an assistant from 1979-83. He was named a part-time assistant at MSU in September 1983. When former assistant Edgar Wilson left in November 1983, Izzo became a full-time assistant.

Izzo played guard for NMU's basketball team from 1973-77, and was voted the team's MVP as a senior. He was also a third-team Division II All-America pick that year and established the Wildcat record for most minutes played in a season. Following his graduation from NMU in 1977, Izzo took over as head coach at Ishpeming High School and served in that position for the 1977-78 campaign.

A native of Iron Mountain, Mich., Izzo and former NFL head coach Steve Mariucci were Iron Mountain High School teammates in football, basketball, baseball and track. As college roommates at Northern Michigan, Izzo walked on to the basketball team, while Mariucci did the same with football. Both would go on to earn Division II All-America honors. Despite their busy schedules, they remain the closest of friends. For 10 years, they co-hosted a golf tournament in Iron Mountain to raise money for the community, including a fitness center for the high school.

In October 1990, Izzo was inducted into the Northern Michigan University Hall of Fame and was selected as an inductee into the Upper Peninsula Hall of Fame during the summer of 1998. He was inducted into the National Italian-American Sports Hall of Fame in 2011.

In 2001, Izzo received honorary degrees from both Northern Michigan and Michigan State, delivering the commencement address at both graduation ceremonies.

Izzo is also an active volunteer in the community. Among his many efforts, he is very active with Coaches Vs. Cancer, Sparrow Hospital and the Jimmy "V" Foundation. In 2009, Izzo was presented the Coaches Vs. Cancer Champion Award, recognizing his work and leadership in the fight to save lives from cancer.

Izzo was born January 30, 1955. His family includes his wife, Lupe, daughter, Raquel, and son, Steven.

## THE TOM IZZO FILE

## BORN

January 30, 1955, Iron Mountain, Mich.

## HIGH SCHOOL

Iron Mountain High School

## COLLEGE CAREER

Northern Michigan University, Guard, 1973-77

## COLLEGE DEGREE

Northern Michigan, 1977

## COLLEGE HONORS

1977 Team MVP

1977 Division II All-American (third-team)

Established school record for minutes played in a season

## COACHING CAREER

Head Coach, Ishpeming High School, 1977-78

Assistant Coach, Northern Michigan, 1979-83

Assistant Coach, Michigan State, 1983-86

Assistant Coach, Tulsa, May-June 1986

Assistant Coach, Michigan State, June 1986-90

Associate Head Coach, Michigan State 1990-95

Head Coach, Michigan State, 1995-Present

## COACHING HONORS

Head Coach, 1997 Big Ten All-Star Team

1998 Associated Press National Coach of the Year

1998 Basketball News National Coach of the Year

1998 USBWA National Coach of the Year

1998 Big Ten Coach of the Year

1998 Basketball Times Midwest Region Coach of the Year

1999 Basketball Times National Coach of the Year

1999 NABC District 11 Coach of the Year

2000 NABC District 11 Coach of the Year

2000 USBWA District V Coach of the Year

2001 NABC National and District 11 Coach of the Year

USA Basketball Assistant Coach, 2001 Goodwill Games

Head Coach, 2002 NABC All-Star Game

USA Basketball Head Coach, 2003 Pan-Am. Games

2005 Clair Bee Coach of the Year

2009 Big Ten Coach of the Year

2011 John R. Wooden Legends of Coaching Honoree

2012 Big Ten Coach of the Year

2012 NABC National and District 7 Coach of the Year

2012 CBSSports.com National Coach of the Year

## OTHER HONORS

1990 Inductee, Northern Michigan Univ. Hall of Fame

1998 Inductee, Upper Peninsula Hall of Fame

2011 Inductee, National Italian-American Sports

Hall of Fame

## FAMILY

Wife - Lupe

Daughter - Raquel (18)

Son - Steven (12)

# ASSOC. HEAD COACH DWAYNE STEPHENS



## DWAYNE STEPHENS

### *Associate Head Coach • 10th Season*

#### **Playing Experience**

Michigan State (1989-93) - 1992 Team MVP, 1993 Team Captain

#### **Coaching Experience**

Oakland University (1997-99) - Assistant Coach

Marquette (1999-2003) - Assistant Coach

Michigan State (2003-Present) - Assistant Coach

Dwayne Stephens is in his 10th season as an assistant coach at Michigan State, and his first as associate head coach.

Among Stephens' many responsibilities, he coaches the Spartan post players, while also handling scouting and recruiting duties. Under his tutelage, Draymond Green was named the 2012 NABC Division I Player of the Year, was a Consensus First-Team All-American and won Big Ten Player of the Year honors. Green also finished his career as MSU's all-time leading rebounder, leading the conference in rebounding as a senior at 10.6 rpg, after finishing third in the league as a sophomore and junior. Spartan center Paul Davis was a three-time All-Big Ten honoree, including earning first-team all-conference and Associated Press honorable mention All-America honors in 2003-04, while finishing among the top 10 scorers and rebounders in MSU history. In 2009, second-team All-Big Ten performer Goran Suton led the Big Ten in rebounding, one season after ranking second in the conference. Davis, Green and Suton were all selected in the NBA Draft.

The Spartans led the nation in rebounding in 2009 and 2010, and have paced the Big Ten in six of his nine seasons.

"Over the last nine years, he's continued to improve as a coach and expanded his responsibilities," said Tom Izzo at the time of Stephens' promotion. "His efforts have played a major role in our success over the last decade, as he's worked to develop many of our big men, and continued to establish our identity as a team committed to rebounding. In addition, he's played a major role in our ever-improving recruiting, and has developed a greater understanding of all the different facets of being a head coach."

Stephens has coached in 11 straight NCAA Tournaments, including the 2003 Final Four with Marquette and the 2005, 2009 and 2010 Final Fours with MSU. He has helped guide MSU to Big Ten Championships in three of the last four years (2009, 2010 and 2012). Four of the top five seasons in MSU history for blocks have occurred since Stephens joined the coaching staff, including a school record in 2011.

Stephens has emerged as one of the top recruiters in the nation, playing a major role in many highly ranked recruiting classes. He was named a Rivals.com Class of 2006 Top 25 Recruiters. In May 2008, he was listed among the top 20 High-Major Assistants in the nation by Jeff Goodman of FoxSports.com. He was among the top five coaches on a list of the "Top 25 High-Major Assistants," according to FoxSports.com in July 2010. In 2012, Bleacher Report listed him among the Top 10 Best Assistant Coaches and the Top 10 Recruiters.

A Ferndale, Mich., native, Stephens was a four-year letterwinner at Michigan State University from 1989-93. In his four seasons, the Spartans posted an 84-38 overall record and made four postseason appearances, as Stephens never missed a game in his career. As a freshman in 1989-90, Stephens was a third-team selection on Basketball Weekly's Freshman All-America Team and scored the game-winning basket in a 72-70 victory over Purdue that clinched the Big Ten Championship. In 1990-91, he was the recipient of MSU's Best Defensive Player Award on a squad that advanced to the second round of the NCAA Tournament.

As a junior, Stephens was voted MVP by his teammates as he averaged 11.2 points, 5.0 rebounds and 2.8 assists per game. He was named honorable mention All-Big Ten and was the recipient of MSU's Most Improved Player Award. In two NCAA Tournament games, Stephens averaged 16.0 points. In 1992-93, Stephens served as a senior co-captain for the Spartans, averaging 9.1 points, 5.6 rebounds and 3.5 assists. He was named MSU's Best Defensive Player and earned a spot on the Basketball Weekly Honorable Mention All-Midwest Team.

Prior to returning to his alma mater, Stephens spent four years (1999-2003) as an assistant at Marquette under former MSU assistant Tom Crean. In 2001, Brian Wardle became the school's first-ever first-team All-Conference USA honoree. Marquette made back-to-back NCAA Tournament appearances in 2002 and 2003, advancing to the Final Four in 2003. Dwayne Wade was a two-time all-league performer and earned First-Team All-America honors from The Associated Press in 2003. The Golden Eagles posted a 27-6 record in 2003, winning a Conference USA regular-season title.



Prior to his coaching stint at Marquette, Stephens spent the 1997-98 and 1998-99 seasons as an assistant coach at Oakland University, where the Golden Grizzlies compiled a 27-27 two-year record. During the '98-99 campaign, Oakland's first season as a Division I member, the Golden Grizzlies posted a 12-15 mark.

Following the conclusion of his collegiate career, Stephens played three professional seasons in Europe.

Stephens earned a bachelor's degree in criminal justice from Michigan State in 1993. He and Sara Gilbertson have two daughters, Taylor Olivia, and Skylar Grace.





# ASSISTANT COACH MIKE GARLAND



## MIKE GARLAND

### *Assistant Coach • 13th Season*

#### **Playing Experience**

Northern Michigan (1974-77)

#### **Coaching Experience**

Detroit Cody High School (1977-79) - Assistant Coach  
 Belleville High School (1982-87) - Junior Varsity Coach  
 Belleville High School (1987-96) - Head Coach  
 Michigan State (1996-2003) - Assistant Coach  
 Cleveland State (2003-06) - Head Coach  
 Southern Methodist University (2006-07) - Associate Head Coach  
 Michigan State (2007-Present) - Assistant Coach

Mike Garland is in his second stint on the Spartan bench, with the 2012-13 campaign marking his 13th season at MSU.

He returned to East Lansing for the 2007-08 season, having previously served as an assistant at MSU for seven seasons from 1996-2003. In his time at MSU, Garland has helped coach the Spartans to 11 NCAA Tournaments, seven Big Ten Championships, three Big Ten Tournament Championships, five Final Fours and one National Championship. In fact, he has been on staff for every Big Ten Championship the Spartans have won under Tom Izzo. He excels in self-scouting and individual player improvement. His instruction led to six Spartans being selected in the NBA Draft during a three-year span from 2000-02. In total, he has worked with 11 Spartans that have been selected in the draft.

"Mike is someone who was here through our championship and Final Four runs, and helped build this program from the ground up," said Michigan State head coach Tom Izzo. "Mike has a tremendous passion for coaching and developing relationships with players. He helps instill the toughness necessary to compete at the championship level."

In 2006-07, Garland served as associate head coach at SMU under Matt Doherty. Prior to that, he was head coach for three seasons at Cleveland State, posting a 23-60 record, while increasing the Vikings' win total each season. In his second season, the Vikings improved by six wins in Horizon League play, which was the fifth-best improvement in league history.

Prior to his arrival at East Lansing, Garland enjoyed a successful nine-year stint as varsity head coach at Belleville High School. During that time, he posted a career record of 153-49 (.757) while earning numerous coaching honors. He was selected as the Associated Press' 1993-94 Michigan High School Coach of the Year while also being named the Michigan Mega Red Conference Coach of the Year. Garland, who coached three players to first-team all-state honors during his tenure at Belleville, was named The Detroit News All-Metro West



Coach of the Year in 1990-91 while being selected as the All-Suburban Coach of the Year during the same campaign by the Detroit Free Press. His Belleville teams won six Mega Red Conference championships, four district titles and advanced to the state tournament quarterfinals in 1991. He spent five seasons as an assistant at Belleville before being named head coach.

Garland started his coaching career in 1977 with a two-year stint as an assistant basketball coach at Cody High in Detroit. Garland then headed to private business for several years before his desire to teach led him back into coaching as the junior varsity coach at Belleville High in 1982.

Garland earned a bachelor's degree in physical education and community recreation from Northern Michigan in 1977. While at NMU, he was the recipient of the Minority Student Academic Achievement Award. Izzo and Garland were teammates on the Wildcats' basketball squad.

Garland's family includes his wife, Cynthia, daughter, Simone, and sons Quentin and Michael Ray, and grandchildren Simone, LaNyla and Jacqueline.

# ASSISTANT COACH DANE FIFE



## DANE FIFE

### *Assistant Coach • 2nd Season*

#### **Playing Experience**

Indiana (1998-2002) - 2002 Big Ten Defensive POY, 2001 & 2002 Team Captain

#### **Coaching Experience**

Indiana (2003-05) - Administrative Assistant

IPFW (2005-11) - Head Coach

Michigan State (2011-Present) - Assistant Coach

Dane Fife is in his second season as an assistant coach at Michigan State, working closely with the Spartan perimeter players.

Last season, he assisted Keith Appling make the difficult transition from shooting guard to the point. He also assisted with the opponent scouting reports and brought the defensive intensity he possessed as a player to his role as a coach, as the Spartans held opponents to .379 field-goal percentage defense, good for No. 2 nationally, and the best effort by MSU since 1959.

Prior to his arrival in East Lansing, he spent six seasons as head coach at IPFW, where he posted an 82-97 record, including a 34-27 mark over the last two seasons. In each of his six seasons, IPFW tied or broke its record for wins at the Division I level, as Fife guided the Mastodons from Independent status to membership in the Summit League. This past season, IPFW posted an 18-12 mark, including an 11-7 record in the Summit League and secured the No. 4 seed in the Summit League Tournament, the program's highest seed ever in four years of conference membership.

A 2002 graduate of Indiana University, Fife led the Hoosiers to the 2002 National Title game and a share of the regular-season Big Ten Championship. Individually, he was named co-Big Ten Defensive Player of the Year as a senior. He is the Indiana career leader with 180 steals over the course of his four-year career (1998-2002), while the 53 he recorded as a senior rank tied for the eighth-best single-season mark at IU. With 99 career 3-point field-goals made, he ranks among the top 20 in school history, while his .478 3-point field-goal percentage in 2001-02 ranks sixth on the school's single-season chart. The 37 games he started as a senior established the Indiana single-season mark, while the 131 games in which he played over the course of his career rank tied for sixth all-time at IU.

On March 24, 2005, Fife was named head coach at IPFW, becoming the youngest head coach in Division I basketball at just 25 years old. He held that distinction as the nation's youngest head coach for five seasons. In his first season, Fife took over a program that had never posted double-digit wins and won 10 games (10-18). The following season, IPFW improved to 12-17.

The 2007-08 season was IPFW's first as a member of the Summit League, and still the Mastodons improved to 13-18. IPFW finished its first league slate at 9-9 and secured the school's first-ever conference tournament bid, and win (66-62 vs. Southern Utah). In 2008-09, IPFW posted a 13-17 mark, including 8-10 in league play, finishing sixth. That season, Fife coached forward Deivez Yearby, the 2009 Summit League Sixth Man of the Year. As a team, the Mastodons also had signature wins, topping two-time defending league champion Oral Roberts and handing Valparaiso its worst home defeat in 11 years (63-46).

Fife's 2009-10 squad became the first Mastodon team to produce a winning season, finishing with a 16-15 mark. IPFW was 9-9 in league play, finishing fifth, and advanced to the semifinals of the conference tournament. During IPFW's history in the Summit League, Fife has mentored three all-conference performers, including Jaraun Burrows (2008, 2nd Team), Deivez Yearby (2010, 2nd Team) and Ben Botts (2011, 2nd Team).

Prior to becoming head coach at IPFW, Fife was a member of Mike Davis' staff for two years at Indiana, serving as an administrative assistant.

Fife was the Gary Steelheads' first round pick in the 2002 CBA Draft and started five of the 34 games in which he played. He averaged 3.4 points and one rebound per game.

A 1998 graduate of Clarkston (Mich.) High School, Fife was the recipient of the Hal Schram Mr. Basketball Award in 1998. He was also a McDonald's and Parade All-America selection, while playing for his father Dan.

He owns two degrees from Indiana, earning a bachelor's degree in recreation (2002) and a master's degree in athletic administration (2005). His family includes his wife Blair and daughter Quinny.



## SUPPORT STAFF

**KEVIN PAUGA*****Director of Basketball Operations • 4th Season***

Kevin Pauga, who previously spent eight seasons with the Michigan State men's basketball team, is in his fourth season with the Spartan program as director of basketball operations, handling the day-to-day operations of the basketball program, including scheduling, traveling, budgets and summer camps.

In 2008-09, Pauga served as data analyst for the Big Ten Conference. He worked closely on various projects, including conference scheduling for multiple sports, statistical analyses, television, communications and was involved in both the men's and women's conference basketball tournaments.

Previously, Pauga spent eight seasons at Michigan State. He served as the video coordinator for four seasons (2004-08), assisting the MSU coaching staff in breaking down game and practice films and opponent game videos. He also coordinated the film exchange between Michigan State and other schools, and prepared special video projects. Pauga also assisted with non-conference scheduling and supervised the student managers. During his stint as video coordinator, Michigan State advanced to four NCAA Tournaments, including the 2005 Final Four.

As an undergraduate student, Pauga served four seasons as a student manager (2000-04), including holding the position of senior manager during the 2003-04 season. He also served as team manager for the 2003 USA Basketball Pan American Games team, coached by Tom Izzo, during its training camp in Orlando. During his stint as manager, MSU appeared in four NCAA Tournaments and made the 2001 Final Four and 2003 Elite Eight, while also capturing the 2001 Big Ten Championship.

A native of Willowbrook, Ill., Pauga received his bachelor's degree in journalism from Michigan State in 2004, with an external specialty in sports management.

**JORDAN OTT*****Video Coordinator • 5th Season***

Jordan Ott is in his fifth year as video coordinator for the Spartan program. Ott assists the coaching staff in breaking down game and practice film to create individual player edits for the MSU team. He also assists with the scouting of opponents, and the preparation of recruit visits. He's been proactive in developing new and creative ideas to engage and develop student-athletes in the ever-changing technology environment. In addition, he oversees the group of team managers. In

2009, Ott directed the Michigan State basketball camps. Previously, Ott spent two seasons as a graduate manager at Michigan State. A native of McConnellsburg, Pa., Ott received his bachelor's degree in sports management from the Pennsylvania State University in 2006 and earned his master's degree in Athletic Administration from Michigan State University in the spring of 2008.

**DOUG HERNER*****Assistant Video Coordinator • 9th Season***

Doug Herner is in his ninth year as assistant video coordinator with the Michigan State basketball program. Herner has 22 years of experience as a coach at Lansing Sexton High School, while also serving as a teacher for 34 years. For seven seasons, his duties also included serving as camp director for Michigan State's basketball camps. He received his bachelor's degree in education from the University of Michigan in 1964. He earned three varsity letters in basketball with the Wolverines from 1961-64, winning a Big Ten title in 1964. His family includes his wife, Sue, daughters, Holly (husband Rashad) and Tamara (husband Walter), and sons, D.J. and Scott, and grandchildren Kristy, Sophia, Katy and Kai.



## QUINTON SAWYER

### ***Athletic Trainer***

Quinton Sawyer is in his second season as athletic trainer for the Michigan State men's basketball team. Prior to his arrival in East Lansing, he spent two years as the head athletic trainer at Campbell University. Sawyer joined the Fighting Camel program after spending three years at Southeastern Louisiana University as athletic trainer for the Lions' men's basketball and volleyball teams. Prior to joining the Southeastern staff, Sawyer spent two seasons as a graduate assistant at North Carolina, working with the Tar Heel men's junior varsity basketball team along with the UNC swimming and diving teams. He coordinated and performed pre-season screenings, administered treatment,

designed rehab protocol and had direct interaction with coaches, physicians, parents and student-athletes concerning athletic training duties. Sawyer was also a game day assistant athletic trainer with the Tar Heel varsity men's basketball team, where he was a part of the 2005 NCAA National Championship run. A 2004 graduate of UNC, Sawyer spent two summers as an intern in the NFL with the Denver Broncos. With the Broncos, the Camden, N.C., native, worked as a certified intern athletic trainer for the organization's training camp, also traveling with the team for all preseason games. As a student at UNC, Sawyer worked with football, wrestling, and indoor track. Sawyer earned a master's degree in exercise and sport science from UNC in 2006. During the summers of 2004-07, he was a research assistant with JUMP-ACL (Joint Undertaking to Monitor and Prevent ACL Injury), a collaborative multi-site prospective cohort study of neuromuscular risk factors for Anterior Cruciate Ligament (ACL) injuries. The study is projected to enroll over 5,000 subjects and is based in the U.S. Military, Naval and Air Force academies. Sawyer has also received several honors throughout his career, presenting his master's thesis at the National Athletic Trainers' Association symposium, while also presenting at Boston University's inaugural symposium for the Boston Marathon. He is a member of the National Athletic Trainers Association and has a PES certification through the National Academy of Sports Medicine.



## MIKE VORKAPICH

### ***Strength & Conditioning Coach***

Mike Vorkapich was promoted to Associate Head Strength & Conditioning at Michigan State in 2009 after 11 seasons as Assistant Strength & Conditioning Coach. Vorkapich also got his start at Michigan State as a graduate assistant from 1995-97. Currently, the former Spartan football player (1991-94) works directly with men's basketball, men's and women's golf and men's ice hockey. In the 16 seasons spent with the aforementioned programs plus women's basketball, Vorkapich has been a part of a combined 16 Conference Championships, six Men's Basket-

ball Final Fours, one Women's Basketball Final Four, three Men's Ice Hockey Frozen Fours and two National Championships (2000 men's basketball and 2007 men's ice hockey). Between his stints at MSU, Vorkapich held similar positions at the University of Notre Dame (1998) and the University of Cincinnati (1997-1998). A native of Leamington, Ontario, Canada, Vorkapich received his Bachelor's and Master's degrees in Physical Education and Exercise Science from MSU. A published author and featured clinic speaker, Vorkapich was recently named a "Master Strength & Conditioning Coach" by the Collegiate Strength and Conditioning Coaches association (CSCCA), and is also certified by the National Strength and Conditioning Association (NSCA). Vorkapich has played an integral part in the development of numerous athletes who have gone on to professional careers in the NBA, WNBA, NHL, NFL and professional golf.



## SUPPORT STAFF

**KRISTIN REINHART*****Academic Coordinator***

Kristin Reinhart is entering her first year as the academic coordinator for the men's and women's basketball teams. Prior to Michigan State, she served as an academic counselor for several Olympic sports at Penn State University. A native of East Lansing, Kristin received her bachelor's degree in accounting from Ferris State University in 2007, where she was a four-year letter winner on the basketball team. While earning her master's degree in sports administration in 2010 from Michigan State, she served as a mentor and graduate assistant with Student-Athlete Support Services. Following MSU, Kristin completed a post-grad internship at North Carolina State University in the Academic Support Program for Student-Athletes office working with men's basketball. She is a member of the National Association of Athletic Academic Advisors (N4A) and graduated from the N4A Professional Development Institute in 2011.

**JEFF KOVAN*****Director of Sports Medicine***

Serving as MSU's director of primary care sports medicine and head team physician since 1996 is Dr. Jeff Kovan. Dr. Kovan is an assistant professor in the College of Osteopathic Medicine in the Department of Radiology, Division of Sports Medicine. He is Board certified in Family Medicine and has completed his Certificate of Added Qualifications in Sports Medicine. A 1987 graduate of MSU's College of Osteopathic Medicine, he worked at Western Michigan University's sports medicine department before returning to MSU in 1995 to direct the school's Sports Medicine program. His family includes wife, Jessica, daughters, Brianna and Sarah, and son, Zachary.

**DAVE PRUDER*****Equipment Manager***

Serving as the equipment manager for the Spartan men's basketball team is Dave Pruder. A certified equipment manager and a member of the equipment staff since 1989, Pruder helps with the planning and distribution of equipment for Spartan athletes. An avid runner, he has completed 79 marathons, including one in every state and 17 Boston Marathons. He received his bachelor's degree in business from Michigan State in 1987, his master's in physical education and exercise science in 1989 and his M.B.A. in 1992. Pruder's family includes wife, Theresa, daughter, Kristen, and son, David Thomas.

**LORI SODERBERG*****Executive Secretary*****BETH MARINEZ*****Recruiting Secretary***



## SUPPORT STAFF



### ***Spartan Managers***

**From L to R:** Adam Clark, Greg Immink, Alexander Kruse, Brenden Durco, Geoff Laporte, Zach Peterson, Blake Saunders, T.J. Hurley, Christopher Kruse, Scott Besko, Ben McNally, Charlie Wesley



### ***Student Office Assistants***

**Back Row, From L to R:** Victoria Wickens, Hailey McInnis, Courtney Pelto, Tom Izzo, Morgan Stinson, Elizabeth Izzo, Lindsay Schuitema. **Front Row, From L to R:** Ravin Kelser, Raven Richardson, Samantha Palamara, Meredith Dwyer

## CAREERS IN SPORTS

Since moving into the Basketball Berkowitz Complex in 2002, 28 managers, graduate managers and video coordinators have moved on to a profession in athletics. Here is a list of those still involved in athletics.

**Jon Borovich**, Assistant Coach, Northern Illinois  
**Luke Brown**, Head Coach, Eaton Rapids (Mich.) H.S.  
**Rick Carter**, Assistant Coach, Missouri  
**Jamie Curtis**, Production Assistant, ESPN  
**Jon Dykema**, Staff Counsel, Detroit Lions  
**Sean Dwyer**, Video Coordinator, Alabama  
**Brett Ferguson**, Graduate Assistant, Winthrop University  
**Joe Griffin**, Head Coach, Roosevelt University  
**Steve Hetzel**, Dir. of Player Development, Detroit Pistons  
**Jordan Ott**, Video Coordinator, Michigan State  
**Brian Pauga**, Director of Scouting, San Antonio Spurs  
**Kevin Pauga**, Director of Basketball Ops., Michigan State  
**Paul Rivers**, Dir. of Basketball Tech., Oklahoma City Thunder  
**Joe Rood**, Asst. Dir. of Sales & Marketing, Michigan State  
**Anthony Saccoccia**,

Director of Basketball Operations, Samford  
**Reed Schuitema**, Director of Football Ops., Miami (Ohio)  
**Ben Setas**, Graduate Assistant, Alabama Football  
**Robby Smith**, Director of Volleyball Ops., Michigan State  
**Bryan Tibaldi**, Video Coordinator, Missouri  
**Dan Vincent**, Asst. to the Head Coach, Cleveland Cavaliers  
**George Wishart**, Broadcast Associate, CBS Sports

The student office assistants have also used their time in the Spartan basketball office to prepare for rewarding careers, including some in athletics. Here is a list of those still involved in athletics.

**Toni Angeli**, Executive Suite Specialist, Tampa Bay Lightning  
**Kristen Hough**, Corporate Sales, Minnesota Timberwolves  
**Kelsie Joestgen**, Production Assistant, ESPN  
**Laura Ricard**, Asst. Compliance Dir., Northern Kentucky

NATION'S BEST SIX FINAL FOUR APPEARANCES IN 14 YEARS



**2012-13 SPARTANS**

**2012-13 MICHIGAN STATE BASKETBALL**

## 2012-13 OUTLOOK



Michigan State basketball is synonymous with success, but the accomplishments of the 2011-12 Spartans came as a surprise to many, including virtually everyone outside Breslin Center. After opening the year unranked, MSU reeled off 15 wins in a row. In Big Ten play, the Spartans won seven straight in the middle of conference play, winning at Wisconsin, Purdue and Ohio State for the first time since 1998, capturing a share of its third Big Ten Championship in the last four seasons. In the postseason, MSU won its first Big Ten Tournament crown since 2000, eventually earning a No. 1 seed in the NCAA Tournament, becoming just the 10th program to hold a No. 1 seed after opening the season unranked. Even though the season ended with an upset loss in the Sweet 16 to eventual Final Four participant Louisville, it was a terrific ride for all Spartans.

"Last year was a phenomenal year, because it was everything that was right about basketball," said head coach Tom Izzo. "We weren't quite as talented a team as the year before, but a better team because we had better leadership and more people focused on what you needed to be focused on."

Gone from last year's team are seniors Draymond Green, Austin Thornton, Brandon Wood and Anthony Ianni. Green, Thornton and Wood were major contributors, highlighted by Green, the 2012 Big Ten Player of the Year, 2012 Big Ten Tournament Most Outstanding Player, Consensus First-Team All-American and 2012 NABC Player of the Year. But for everything he accomplished on the court as the team's leading scorer, and the school's all-time leading rebounder, it's what he and Thornton provided off the stat sheet that meant the most to Coach Izzo.

"I had two guys that the program meant more to them than anything, and that doesn't happen very often," explained Izzo. "And not only did it mean more, but they'd share it with people. That was pretty special."

"Draymond has really given the school a lift. I've never seen a guy more interested in every sport and all the things. He will be missed. He was versatile, unselfish, a winner, and he was a worker. That's a pretty good combination. We'll replace some of his scoring and his rebounding and his defense, but I don't know if we'll replace his communication, his presence in the locker room, his control of the team the night before games, and his will to win."

But if there is a silver lining to Green's departure, it's that the remaining Spartans from last year's squad all had first-hand experience with the greatest example of leadership.

"The good news is that the younger players saw what Day Day did," said Izzo. "That gives you a better chance for the next one to emerge. If you don't have anybody doing that, then it's harder to get a guy to emerge because he doesn't know what he's trying to emerge to."

Looking ahead, it seems the momentum from last year has carried through the summer and into the fall for the Spartan basketball program.

"Academically and athletically, I'm not sure we could have had a



***Keith Appling is explosive pushing the Spartan attack in transition, and slowing the opponents defensively.***

better summer," remarked Izzo. "I think Derrick Nix had his best summer, Adreian Payne had his best summer by far, and Keith Appling had his best summer. So those three guys who were already players have elevated their game. Russell Byrd looks like he's 95-percent healthy for the first time since February of his senior year of high school. Branden Dawson missed all summer (coming back from knee injury) and Travis Trice missed half the summer (illness). But both are healthy now and making great strides. I love where we are."

"At the same time, I think our biggest obstacles will be bringing in a new guy or two and having them play right away. You never know how they're going to respond."

There's no question the 2012-13 Spartans will be a deep and talented unit. If the leadership develops and the intangibles are in place, as they were last season, MSU stands poised for another special season. One thing is for certain. The depth leaves Izzo and the Spartan coaching staff with the flexibility to use many different types of lineups, and playing either big or small, while always looking to push the tempo.

### ***Spartan Backcourt***

The Spartan backcourt features only one upperclassman, but that's not to say it's without talent, or even game experience. Five returning guards appeared in 27 games or more last season, while two talented freshmen will be added to the mix.



## 2012-13 OUTLOOK

Junior Keith Appling is, without question, the most experienced member of the unit. The only Spartan to start every game last season, he led Michigan State in assists (3.9 apg) and ranked second in scoring (11.4 ppg), while making the difficult transition from playing off the ball as a freshman to point guard as a sophomore. If there was one area of his game that suffered, however, it was his shooting, as he shot just .250 from 3-point range. He vowed to work on that aspect of his game, shooting between 500-1000 shots a day in the offseason.

"He's a much better shooter than he shot last year," said Izzo. "And yet, to be a great player, he's going to have to become a great shooter. He's changed his shot a little bit - he's getting more arc on it. He's shot the ball really well in the workouts we've had, and he's just made some big strides in that area."

What was impressive about Appling's season was that he didn't allow his shooting struggles to affect his defensive effort, where he excelled, earning MSU's Best Defensive Player Award.

As the lone upperclassman in the backcourt, Izzo is demanding better leadership from Appling this season.

"Your point guard is your quarterback, and that's where Keith needs to grow," said Izzo. "He has to grow as a communicator. He's kind of a loner, and he's got to spend time with his teammates. That's a quality that exists in all effective leaders."

While Appling can play off the ball, Izzo envisions using him primarily at the point, especially as Appling continues to improve his decision making.

"I have more options to move Keith around, but I still think Keith wants to be a point guard and will be a point guard," said Izzo. "I think if we get our break going like I want it, we'll be a much more athletic team this year. And I think it'll be better for us that he is a point."

The sophomore class includes four talented guards - Brandon Dawson, Travis Trice, Russell Byrd and Brandon Kearney.

Dawson is coming off a Big Ten All-Freshman season, but he's also coming off a torn ACL in his left knee, suffered in the regular-season finale against Ohio State. He finished the season ranked fourth on the team in scoring (8.4 ppg) and second on the team in rebounding (4.5 rpg), including three games grabbing double-figure rebounds.

Fortunately there was no swelling in his knee following the injury, allowing him to undergo surgery just two days later, rather than weeks later as can be the norm. From the start, his entire rehabilitation has been ahead of schedule.

"He's had a remarkable, remarkable comeback," said Izzo. "You don't know what the summer off is going to do to a guy, but it's been remarkable in how he looks in a lot of ways. If there's ever an injury that might help a kid, this one might because I think he learned to appreciate how fast it can be taken away. It helped his focus, and he became a better leader."



*The sophomore trio of Brandon Dawson (top), Brandon Kearney (middle) and Travis Trice (bottom) all look to build on solid freshman campaigns.*



"I really expect B.J. to take a monster step, and then I catch myself and say, 'How can he do that when he just missed six months?' The most important time for a freshman to become a sophomore as a basketball player is the offseason, and he missed the whole thing. But if there's ever a guy who can do it, it's him."

Dawson entered his freshman season with a bunch of accolades, but also two knocks on his game – his shooting and his defense. And as last season progressed, he became a much better defender – taking advantage of his size and strength (6-foot-6, 230 pounds) and his athleticism – traits that would have been useful in MSU's season-ending loss to Louisville in the Sweet 16.

As for his shooting, he was able to work on that even through the rehabilitation process, working to remove the hitch that existed in his shot. In addition, he worked on his ball handling, when all other activity was restricted early in the process.

Trice averaged 17 minutes a game as a freshman reserve point guard, and although he averaged just 4.5 ppg, he showed he was capable of being a scoring threat, such as when he scored 20 points vs. Central Connecticut State. He was having a strong summer early on, but then suffered a bacterial infection and missed several weeks.

The health issues are nothing new to Trice, however. He suffered an ankle injury in MSU's win at Ohio State and missed four games after that, and never really returned to full strength. But when he was healthy, he showed enough to impress his head coach.

"Travis is one of my favorite players," said Izzo. "He's a guy who was under the radar, and although he's skinny and smaller in nature, he's not in heart. He's got some toughness – he will play hurt and through injury if we let him. Travis cares about his teammates, and he cares about the University. He's a good student, and a pretty good leader."

"The son of a coach, he understands the game very well. Even though he had a set back and had to miss a lot of the summer, a time that's integral to any basketball player, I think he'll be wiser with a year under his belt and be a much better player."

Ask anyone associated with the Spartan basketball player who had the best summer, and you'll likely hear the name Russell Byrd mentioned repeatedly.

Byrd has had three surgeries on his left foot since the end of his high school career, and although he was relatively healthy last year, the accumulated time away from basketball proved to be a difficult obstacle. He appeared in 27 games last season, but was limited to just 5.5 minutes per contest.

"I think he started doubting himself and wondered if he would ever get back," said Izzo. "And then once we made it midway through last season and knew it wasn't going to re-break, it still took more time to get his legs back, just because he had missed so much time."

"He may be an important part if we're going to take another big step, because he can flat-out shoot it. And boy, could we use some deep-range shooting. He's lost some lateral quickness, which is going to hurt a little bit, but he's still 6-7 and has size as a perimeter player. We're going to be able to use him a lot, and we just have to keep him healthy and getting stronger with his legs. If I took Russell last year and Russell this year, he's completely different."

At first glance, Kearney appears to be a player without a true position, and yet he's the kind of player that every team needs to be successful. Despite averaging just 1.2 points as a true freshman, he averaged nearly 10 minutes per game (and over the final 12 games of the season, that jumped to 13 minutes per contest).

"What he has is versatility," explained Izzo. "He can handle the ball and see the court, and he is a good defender because of his length. I think he's got his mind in the right spot going into the season, about how he can help this team. He's going to give us more versatility to do what I want to do this year, and that's get up in people defensively a little bit more, and 200 percent run more. I think we'll be more athletic and not have to be as shallow in our depth as we were last year. That's not only going to be more fun, but more of the style I want to play."

In addition to improving his strengths from last year, Kearney has worked religiously to improve his shooting over the summer. His mechanics are improved, and as the consistency comes along, he could be poised to make another leap.



**A healthy Russell Byrd adds a dynamic outside shot to the Spartan offense.**



## 2012-13 OUTLOOK

Adding to the key returners are two dynamic freshman guards – Gary Harris and Denzel Valentine.

Harris ranks among the top shooting guards in the freshman class and was a consensus Top 20 recruit, winning 2012 Indiana Mr. Basketball honors. But despite the accolades, he remains a grounded individual, who takes pride in his defense, while his explosiveness and athleticism captivate those around him. What's remarkable is the well-roundedness of his skill set, especially for a player who just turned 18 in September.

"Gary's way ahead of everybody defensively," said Izzo. "He was well coached in high school and AAU. Plus he played football – those are my favorite kind of guys. Academically, he's getting 3.5s and up. He's in phenomenal condition. He rebounds well for a guard, reminding me of a bigger Charlie Bell in a lot of ways. I'd like to see his ball-handling improve a little bit, and the biggest question is how well he'll shoot it. But, I'm expecting him to have a great freshman year, I really am. And we need him to."

While Harris enters as the freshman with all the accolades, Valentine is a little under the radar. Despite leading Lansing Sexton to back-to-back State Championships while nearly averaging a triple double, he was just a Top 100 recruit. And yet, those rankings mean nothing to his teammates and coaching staff. At 6-foot-5, 220 pounds, Valentine has the size and strength of a wing, but possesses the ball-handling skills and vision of an elite point guard.

"Denzel could be a three-position guy in college," said Izzo. "Sometimes on the break, he's one of our best point guard passers. He's got to improve his shooting to become a true two-guard, but he's doing that. He's a way better athlete than I originally believed, and he's one of the hardest working guys. He's not a surprise, because I knew what I was getting, but he's been way better than the billing nationally. He's just so intelligent, the son of a coach, and he has all the intangibles. Now, it's just a matter of getting reps and adjusting to the college game."

Junior Dan Chapman and sophomore Keenan Wetzel provide depth to the Spartan rotation. And while the depth of the backcourt will make playing time difficult to come by, their improvement will certainly benefit the Spartans, as they push their teammates every day on scout team.

## Spartan Frontcourt

The frontcourt features two experienced players in senior Derrick Nix and junior Adreian Payne. And although they've played major roles during previous years, they'll now have to get used to playing without Draymond Green next to them.

Nix is the lone senior on the Spartan squad. He started just one game last season, but ranked fifth on the team in scoring at 8.1 ppg. With Nix, the major question mark during his time at MSU has been his weight. After entering MSU at well over 300 pounds, he's worked down to 270 pounds and maintained it now for over a year. As a result, Izzo sees that his game is flourishing.



*The Spartans' lone senior, Derrick Nix provides a strong presence in the post.*

"And now this summer, he's even better," said Izzo. "He just runs better, he's scoring better, he's doing more. He's got the quickest feet and hands you could have. He's jumping better. He still has to get over being moody and getting down on himself once in a while, but so does everybody else, so do I. We're going to truly make him a better player and a better person, and that's what we're working on."

Owning the best post moves on the team, Nix's conditioning has always been his limitation. As that continues to improve, Nix has the skill set to be a dominating big man in the Big Ten Conference.

Payne provides the perfect complement to Nix. Where Nix is bulk and strength, featuring post moves below the rim, Payne is above the rim, running in the open court and an ever-improving outside shot.

That being said, Payne has continued to improve his strength as well. He entered MSU at 225 pounds and nursing a high school shoulder injury. He has bulked up to 245 pounds and not lost any of his above-the-rim athleticism. He's worked to improve, both as a player and a person. While raising his scoring average to 7.0 ppg and ranking third on the squad in rebounding (4.2 rpg), he also earned Academic All-Big Ten honors last season. Those around the program, including Coach Izzo, have noticed the total maturation process – a process aided by his time with Draymond Green.



***Always an explosive athlete around the rim, Adreian Payne has worked to develop his all-around game.***

"I think Day Day had the biggest impact on him," said Izzo. "They lived together and fought tooth-and-nail for half a year. Adreian started to grow up. He needed to mature mentally, and I think he has. I think he's become a better mental basketball player now."

"He's engaged in his schoolwork, he comes by the office more, and he's working on his game - his shooting, his post moves, his left hand, and his ball-handling. That's going to help, because I'm going to play him and Nix together a lot. I think Adreian being able to guard and move out a little bit is going to be a big, big part for him and a big part of our team."

With Green no longer a dominating presence in the Spartan frontcourt, the opportunity is there for Nix and Payne to play together.

"Those two growing together and having a feel for one another is going to be critical," said Izzo. "I'd be shocked if they won't be playing 20 minutes together."

Nix and Payne are the only Spartans with extensive frontcourt experience. Red-shirt sophomore Alex Gauna has limited experience, but is ready to become a more regular contributor. He appeared in 30 games last season, but averaged just 4.7 minutes per contest. He has the ability to shoot the ball from range and is a really good athlete vertically, but not as strong laterally. In addition, he has the strength required to take the next step, but as Izzo explains, he must make the game a priority.

"He has better skills than anybody knows," said Izzo. "But he must learn to love the game. He'll do anything I ask him to do, but once



***Alex Gauna has all the physical tools needed to make a strong push for significant playing time in the frontcourt.***

he learns to do the extra work, he can help us a lot. Great players are made with the extra work and self-motivation. If he finds that, Alex is definitely skilled and good enough to play a lot."

Freshman Matt Costello will push for immediate time. The 2012 Michigan Mr. Basketball Award winner, Costello has a great mix of offensive ability and toughness. As he adapts to the up-and-down pace of Spartan basketball, he's prepared to play major minutes.

"He's surprised me with both his shooting and his athleticism," said Izzo. "He struggled with his conditioning, but he's worked religiously on it. He's a 4.0 student and an unbelievable kid. He's not afraid to mix it up in the post against anyone. He's a little raw, but I love his toughness. As he gets in better shape, he's going to be pushing some guys for playing time."

Fellow freshman Kenny Kaminski was also a Top 100 recruit, but he missed virtually all of his senior season with a shoulder injury. He re-injured his shoulder this summer, and had surgery in September that will keep him sidelined for much of the season. At that point, it's likely that he will redshirt.

"When healthy he might be one of the best shooters from long range that we've had here," said Izzo. "But like Byrd, who missed a lot of time, it will be difficult for Kenny to come back after missing so much basketball. When he does come back, his ability to regain and add strength will be critical to his ability to contribute."

Sophomore Colby Wollenman will be a key contributor on the Spartan scout team.

## 2012-13 OUTLOOK

**Schedule**

A game on an United States Air Force Base in Germany, a neutral-site contest against a Top-5 team, a road game in the ACC/Big Ten Challenge, a return to Jenison Field House and a home game against Texas highlight Michigan State's non-conference schedule. MSU's league slate includes five opponents ranked in the Top 25 by both CBSSports.com and ESPN.com.

Michigan State plays 21 of its 31 regular-season games against 15 teams that participated in the 2012 postseason. Eight opponents, including five league foes, played in the 2012 NCAA Tournament, while four teams, including three Big Ten squads, were in the NIT and three non-conference opponents were in the CollegeInsider.com Postseason Tournament.

In Big Ten play, Michigan State will play Illinois, Iowa, Northwestern, and Penn State just once. These are the same single-play opponents the Spartans faced last year, with the locations of the games being flipped. This means the Spartans will travel to Iowa and Penn State, and will host Illinois and Northwestern. This year also marks the return of the Big Ten Tournament to Chicago.

"We've put together a schedule that combines challenges and unique events, giving us great competition on the court and a lifetime of memories," said Izzo. "For the second straight year, we'll open the season away from home for the first two games, but the opportunity to play in front of our armed forces in Germany, followed by the prestigious Champions Classic is one that's only afforded to elite programs. No team will have a more difficult

start to its season, but it's a challenge that we embrace. After all, last year we proved that it can be beneficial regardless of the games' results.

"There's no question that one of the other highlights of our schedule will be the return to Jenison Field House. Not only do we get to return to what was once one of the great home courts in college basketball, and the place I spent my first years as a Spartan assistant, we'll honor some of the great Spartans of the past with the Alumni game, and we'll recognize the larger significance of the 1963 NCAA Tournament game between Mississippi State and Loyola and its far-reaching implications. On top of all that, I'm glad that Texas provides a marquee non-conference matchup for all of our loyal Breslin season-ticket holders.

"I feel like I say it every year, but the Big Ten keeps getting better and better. This season, I'm especially impressed with the strength at the top of the conference. In recent years, the depth of the overall conference has been strong, and this year is no exception. But when you consider that as many as four teams have appeared in various Top 10 rankings and half the conference is ranked in the Top 25, it's sure to make for an outstanding winter of Big Ten basketball. Add the fact that we'll play all the ranked teams twice in conference play, and that more than two-thirds of all our games are against teams that played in the 2012 postseason, and it's sure to be a season with a lot of tests, and very few chances to relax."



*Breslin Center, where MSU is 311-45 (.874) all-time, will host 17 games this season.*

# 11 KEITH APPLING



JUNIOR • GUARD • 6-1 • 190 • DETROIT, MICH./PERSHING



## 11 KEITH APPLING

## CAREER STATS

Year	GP/GS	Min./Avg	FG-FGA	FG%	3FG-FGA	3FG%	FT-FTA	FT%	OFF-DEF	REB	AVG	PF/D	A	TO	BL	ST	PTS	AVG
10-11	34/18	780/22.9	72-165	.436	39-95	.411	34-38	.895	19-77	96	2.8	76/0	45	53	16	21	217	6.4
11-12	37/37	1139/30.8	131-307	.427	24-96	.250	134-170	.788	17-89	106	2.9	90/1	144	85	15	43	420	11.4
<b>Totals</b>	<b>71/55</b>	<b>1919/27.0</b>	<b>203-472</b>	<b>.430</b>	<b>63-191</b>	<b>.330</b>	<b>168-208</b>	<b>.808</b>	<b>36-166</b>	<b>202</b>	<b>2.8</b>	<b>166/1</b>	<b>189</b>	<b>138</b>	<b>31</b>	<b>64</b>	<b>637</b>	<b>9.0</b>

## THE WORD

Quick, explosive guard that will attack the rim • Tough, hard-nosed defender • Has the ability to create for teammates • Preseason second-team All-Big Ten selection by Lindy's Sports College Basketball and Athlon Sports College Basketball • Rated the No. 7 point guard in the nation by Athlon.

## 2011-12

Only Spartan to start all 37 games • Averaged 11.4 points, 2.8 rebounds and 3.9 assists • Led the Spartans in assists, while ranking second in scoring and steals (43) • Third-team All-Big Ten honoree • Recipient of MSU's Best Defensive Player Award • Ranked seventh in the Big Ten in assists overall (3.9 apg) and fifth in conference games (4.1 apg) • Ranked eighth in the Big Ten in free-throw percentage (.788) overall and 13th in conference games (.785) • Ranked eighth in the Big Ten in assist-to-turnover ratio (1.7) overall and 10th in conference games (1.5) • Ranked tied for 15th in the Big Ten in steals (1.2 spg) overall and tied for seventh in conference games (1.4 spg) • Scored in double figures in 23 games, including four games of 20 or more points • Led the Spartans in scoring in six games: vs. Duke (11/15 - 22 points), Florida State (11/30 - 24 points), Lehigh (12/22 - 19 points), Indiana (12/28 - 25 points), at Northwestern (1/14 - 17 points) and against Saint Louis (3/18 - 19 points) in the third round of the NCAA Tournament • Solid all-around performance at home against Indiana (12/28) with 25 points, six rebounds and seven assists • Named Co-Big Ten Player of the Week on Jan. 2, following MSU's wins vs. Indiana (12/28) and at Nebraska (12/31), averaging 19.5 points, 5.5 assists and 3.5 rebounds • Led the Spartans in assists in 16 contests, dishing out five or more assists in 15 contests • Recorded a season-high nine assists against Iowa (1/10), while committing zero turnovers • Tallied eight assists against UMKC (12/19), and had four more contests with seven or more assists • Tallied two or more steals in 13 games, including four games with three or more • Led MSU with 134 made free throws • Other complete performances include 13 points, a season-high nine rebounds and seven assists against Nebraska Omaha (12/4) • Played with USA Basketball at the 2011 FIBA U19 World Championships, averaging 4.1 points and 10.3 minutes per contest.

## 2010-11

Appeared in 34 games, starting 18, including 16 Big Ten contests • Averaged 6.4 points and 2.8 rebounds • Shot a team-best .411 from 3-point range (39-95) • 39 3-point field goals rank third all-time among Spartan freshman, while his 95 attempts rank fourth and his .411 percentage ranks fifth • Shot .895 from the foul line (34-38), tops on the squad among players with more than 20 at-

tempts • Recipient of MSU's Best Defensive Player Award • Scored 14 points in his Spartan debut vs. Eastern Michigan (11/12), ranking fifth all-time among MSU freshman debuts • Scored in double figures in eight games, leading the squad twice • Led MSU in rebounding in two games and in assists twice • Scored a season-best 19 points in MSU's 71-67 overtime win against Northwestern (1/15); his 3-pointer put the Spartans ahead for good in the extra period. Connected on 5-of-8 3-pointers against the Wildcats • Scored 18 points vs. Iowa (3/2), hitting 7-of-8 from the field, including 4-of-5 from 3-point range, and adding six rebounds • Grabbed seven rebounds vs. Purdue (2/27), and totaled five or more in five other games • Blocked five shots vs. Northwestern (1/3), tying the fourth-best single-game effort by a Spartan and the most ever by a guard • Dished out three assists or more in seven games.

## HIGH SCHOOL

2010 McDonald's All-American • 2010 Hal Schram Mr. Basketball Award winner • Averaged 28.1 points, six rebounds, five assists and three steals as a senior, leading Pershing High School to Detroit Public School League title • 2010 Dream Team selection as chosen by the Detroit Free Press and The Detroit News • 2010 All-Metro and All-Detroit honoree as selected by the Detroit Free Press and The Detroit News • Participated in 2009 NBA Players Association Top 100 Camp • 2009 Associated Press Class A Player of the Year • Averaged 23.9 points, six assists and five rebounds as a junior • Led Pershing to 2009 Class A State Championship, scoring a state title-game record 49 points, while shooting 17-of-24 from the field, including 5-of-7 from 3-point range • Teamed with current Spartan teammate Derrick Nix to lead Pershing to state title • 2009 Dream Team honoree, as selected by the Detroit Free Press and The Detroit News, also earning All-Detroit and All-Metro honors • Averaged 20.9 points, 4.2 rebounds and 2.8 assists as a sophomore, leading Pershing to Class A title game • Second-team Class A All-State selection as chosen by the Detroit Free Press, earning second-team All-Metro and first-team All-Detroit accolades • Third-team All-State honoree as selected by The Detroit News, also earning All-Metro honors • Ranked nationally by Rivals.com (38), ESPNu Top 100 (27) and Scout.com (45) • Among the top players in the nation at his position as ranked by ESPNu Top 100 (4 Shooting Guard), Scout.com (10 SG) and Rivals.com (11 Point Guard) • Played for Coach A.W. Canada at Pershing High School.

## PERSONAL

Born Feb. 13, 1992 • Son of Tottie Collins • Attended the same high school as former Spartan All-American Steve Smith • Sociology major.



0 RUSSELL BYRD



R-SOPHOMORE · GUARD · 6-7 · 205 · FORT WAYNE, IND./BLACKHAWK CHRISTIAN



## 0 RUSSELL BYRD

## CAREER STATS

Year	GP/GS	Min./Avg	FG-FGA	FG%	3FG-FGA	3FG%	FT-FTA	FT%	OFF-DEF	REB	AVG	PF/D	A	TO	BL	ST	PTS	AVG
11-12	27/0	149/5.5	12-43	.279	9-33	.273	8-10	.800	8-8	16	0.6	18/0	11	9	3	5	41	1.5
Totals	27/0	149/5.5	12-43	.279	9-33	.273	8-10	.800	8-8	16	0.6	18/0	11	9	3	5	41	1.5

## THE WORD

Healthy after undergoing three surgeries on his left foot between May 2010 and May 2011 • Strong wing with great size • Sharp shooter with range well beyond the 3-point arc • Possesses a smooth, silky stroke • Owns a tremendous passion for the game.

## 2011-12

Appeared in 27 games, averaging 5.5 minutes, 1.5 points and 0.6 rebounds • Ranked sixth on the team with nine made 3-pointers • Scored a season-high eight points against Iowa (3/9) in the Big Ten Tournament quarterfinals • Knocked down two 3-pointers for six points against Nebraska (2/25) • Played a season-high 13 minutes against Nebraska Omaha (12/4), recording five points and two rebounds.

## 2010-11

Redshirted due to injured left foot.

## HIGH SCHOOL

Averaged 23.2 points and 10.1 rebounds as a senior at Blackhawk Christian • Earned second-team all-state honors, becoming the school's first-ever Indiana All-Star • 2010 First-team All-Northeast



Indiana honoree • 2010 Fort Wayne News-Sentinel All-Area selection • Averaged 19.1 points, 8.3 rebounds and 3.2 assists as a junior captain • First-team All-Northeast Indiana honoree • Indiana Junior All-Star • 2009 Associated Press All-State honorable mention • Fort Wayne News-Sentinel All-Area selection • One of 30 prep players selected to participate in the 2009 Nike Global Challenge in August, where he teamed with Spartan teammate Dreian Payne on Team USA Midwest • Participated in the 2009 NBA Players Association Top 100 Camp, where he connected on 18-of-26 attempts from 3-point range • Participant at 2009 LeBron James Skills Academy and the 2009 Vince Carter Skills Academy, a skills camp for the top 20 prep wings in the country • Averaged 14 points and 10 rebounds as a sophomore, as Blackhawk Christian posted a 19-6 record, finishing in Elite 8 of Class 1A, winning a sectional championship • Ranked nationally by ESPN Top 100 (61), Scout.com (82) and Rivals.com (115) • Among the top players in the nation at his position as ranked by ESPN Top 100 (20 Shooting Guard), Scout.com (19 Shooting Guard) and Rivals.com (21 Small Forward) • Played for Coach Jay Sefton at Blackhawk Christian High School • Also excelled at golf.

## PERSONAL

Born March 4, 1992 • Son of Kelly and Kebra Byrd • Physiology major.



# 40 DAN CHAPMAN



JUNIOR • GUARD • 6-3 • 190 • OKEMOS, MICH./OKEMOS



# 40 DAN CHAPMAN

## CAREER STATS

Year	GP/GS	Min./Avg	FG-FGA	FG%	3FG-FGA	3FG%	FT-FTA	FT%	OFF-DEF	REB	AVG	PF/D	A	TO	BL	ST	PTS	AVG
10-11	4/0	4/1.0	0-0	.000	0-0	.000	0-0	.000	0-0	0	0.0	0/0	0	1	0	0	0	0.0
11-12	15/0	17/1.1	0-5	.000	0-2	.000	0-0	.000	1-5	6	0.4	1/0	1	0	0	0	0	0.0
Totals	19/0	21/1.1	0-5	.000	0-2	.000	0-0	.000	1-5	6	0.2	1/0	1	1	0	0	0	0.0

## THE WORD

Joined the Spartans as a walk-on prior to the 2010-11 season • Adds depth to the Spartan backcourt as a key member of scout team.

## 2011-12

Academic All-Big Ten • Recipient of Tim Bograkov Walk-On Award • Appeared in 15 games • Grabbed two rebounds vs. Texas South-ern (11/18).

## 2010-11

Appeared in four contests off the Spartan bench.

## HIGH SCHOOL

Served as captain for the Okemos High School basketball team as a senior • Earned honorable mention all-conference and Academic all-league accolades as a senior • Multi-position player as a junior for district and league championship team • Three-year varsity golfer, helping guide team to league championships as a junior and senior • Senior year team captain with all-area Division I and Academic All-State honors.

## PERSONAL

Born May 15, 1992 • Son of Steve and Michelle Chapman • Physiology major • Enrolled in MSU's Honors College.



# 10 MATT COSTELLO



FRESHMAN · FORWARD · 6-9 · 245 · BAY CITY, MICH./BAY CITY WESTERN





## 10 MATT COSTELLO

## THE WORD

Long, tough post player • Loves to use his body to create space and angles in the post • Combination of soft hands and great feet that allow him to be a threat to score with his back to the basket • Can be effective in transition by out-running opponents rim to rim • Has range to stretch the defense out to 18 feet.

## HIGH SCHOOL

2012 Hal Schram Mr. Basketball Award winner • 2012 Gatorade Michigan High School Player of the Year • 2012 Parade Magazine All-American • Detroit Free Press and The Detroit News Dream Team selection for the second straight year • Averaged 25.1 points, 19.1 rebounds, 4.0 assists and 4.0 blocks per game at Bay City Western for Coach Chris Watz • Led the Warriors to the Class 4A regional semifinals, an 18-6 record, and a second-straight district championship • Finished his career as the school's all-time leader in points (1,518), rebounds (1,069) and blocked shots (280) • Ranked among the top 100 players in the nation by Rivals.com (#83), ESPN100 (#87), and Scout.com (#95) • Rated among the top players at his position by ESPN100 (#17 power forward), Rivals.com (#21 power forward), and Scout.com (#23 center) • 2011 Gatorade Michigan High School Player of the Year • Detroit Free Press and The Detroit News Dream Team selection • Averaged 19.8 points, 13.0 rebounds and 3.8 blocks as a junior, shooting 53.4 percent from the field and 72 percent from the foul line • Posted a school-record 19 double-doubles • Helped team improve from 10-11 in 2010 to 24-3 in 2011, leading Bay City Western to Class A state semifinals for the first time in school history • MVP of Saginaw Valley Association • Attended 2011 NBA Top 100 Camp • Averaged 16.7 points 11.8 rebounds, 3 blocks and 3 assists as a sophomore • Set a school record with 14 blocks in a single game • 2010 Bay City Times Dream Team and first-team All-Saginaw Valley League selection • National Honor Society member.

## PERSONAL

Born Aug. 5, 1993 • Son of Mike and Jen Costello • Supply chain management major.



COACHES

2012-13 SPARTANS

2011-12 REVIEW

HISTORY

RECORDS

POSTSEASON

MEDIA INFO

## 22 BRANDEN DAWSON



SOPHOMORE · GUARD · 6-6 · 230 · GARY, IND./LEW WALLACE



## 22 BRANDEN DAWSON

## CAREER STATS

Year	GP/GS	Min./Avg	FG-FGA	FG%	3FG-FGA	3FG%	FT-FTA	FT%	OFF-DEF	REB	AVG	PF/D	A	TO	BL	ST	PTS	AVG
11-12	31/31	640/20.6	109-189	.577	0-3	.000	41-69	.594	67-72	139	4.5	41/0	29	43	26	29	259	8.4
Totals	31/31	640/20.6	109-189	.577	0-3	.000	41-69	.594	67-72	139	4.5	41/0	29	43	26	29	259	8.4

## THE WORD

Tremendous recovery from ACL injury suffered in March • Athletic wing with Big Ten body • Owns incredible rebounding instincts both on the offensive and defensive end • Possesses wide, strong frame that allows him to attack the paint and finish above the rim • Strength and length allow him to defend multiple positions, having developed into one of MSU's premier defenders • Preseason second-team All-Big Ten selection by Lindy's Sports College Basketball • Rated the No. 5 small forward in the nation by Lindy's.

## 2011-12

Started the first 31 games of the season, averaging 8.4 points and 4.5 rebounds • Missed the final six contests after suffering a torn left ACL in the regular-season finale vs. Ohio State • Big Ten All-Freshman Team honoree • Honorable mention All-Big Ten (media vote) • Ranked fourth on the team in scoring and second in rebounding • Third on the squad in both steals (29) and blocks (26) • Ranked fourth in the Big Ten in field-goal percentage overall (.577) and third in conference games (.584) • Led the squad in field-goal percentage, ranking fourth all-time among Spartan freshmen • Ranked seventh in the Big Ten in offensive rebounding overall (2.2 orgp) and sixth in conference games (2.1 orgp) • Ranked 13th in the Big Ten in blocked shots overall (0.8 bpg) and 11th in conference games (0.9 bpg) • Scored in double figures in 12 contests • Led the Spartans in scoring in four games, including contests vs. Texas Southern (11/18 - 13 points), UMKC (12/19 - 16 points), Purdue (1/21 - 14 points) and Illinois (1/31 - 12 points) • Twice scored a season-high 16 points, including games against UMKC (12/19) and Minnesota (1/25) • Ranked second on the team with three double-doubles: vs. Central Connecticut State (12/7 - 11 points, 11 rebounds), at Illinois (1/31 - 12 points, 13 rebounds) and at Purdue (2/19 - 15 points, 11 rebounds), leading MSU in rebounding in all three games • Grabbed six or more rebounds on 10 occasions, including a season high 13 at Illinois (1/31) • Tallied two steals on 10 occasions, including two games with three steals • Blocked two or more shots in nine games, including a season-high four blocks vs. Minnesota (1/25) • Ranks third all-time among Spartan freshmen with 26 blocks • Grabbed seven rebounds in his Spartan debut against North Carolina (11/11), tied for the fifth-most ever by a MSU freshman in his first game • Named Big Ten Freshman of the Week on Jan. 30, becoming the first Spartan honored in the two-year history of the award, following his 16-point effort vs. Minnesota (1/25).

## HIGH SCHOOL

2011 McDonald's All-American, recording nine points and eight rebounds in the McDonald's All-American Game • Participant in McDonald's All-American Game Powerade Jam Fest • 2011 PA-

RADE Magazine Third-Team All-American • Averaged 28.7 points, 18.6 rebounds and 5.6 assists as a senior for Coach Renaldo Thomas at Lew Wallace High School, leading team to a sectional championship and the regional semifinals • Member of Indiana All-Stars, competing against Kentucky All-Stars • 2011 Indiana Basketball Coaches Association Senior All-State selection • 2011 Northwest Indiana Times Player of the Year • Played in 2011 Derby Festival Classic • Ranked among the top 25 players in the nation by Scout.com (#13), Rivals.com (#20) and ESPN.com Top 100 (#22) • Rated the No. 4 small forward in the nation by Scout.com, No. 5 by ESPN.com Top 100 and No. 7 by Rivals.com • 2010 Associated Press First-team All-State honoree • 2010 Northwest Indiana Times Player of the Year • Averaged 23.1 points, 14.7 rebounds, 4.8 steals and 3.1 blocks as a junior, shooting 62 percent from the field • Led Lew Wallace High School to a 19-5 mark and the 3A state championship game, totaling 22 points and 11 rebounds in an overtime loss • Participated in 2010 LeBron James and Paul Pierce Skills Academies • Participated in 2010 NBA Top 100 Camp • Three-time all-area selection • Averaged 17.3 points, 15 rebounds, 4.1 assists, 4.5 steals and 3.8 blocks as a sophomore • AAU teammate of Travis Trice for SYF Players.

## PERSONAL

Born Feb 1, 1993 • Son of Leon Albritton and Cassandra Dawson • Plans to major in communication.



## 2 ALEX GAUNA



R-SOPHOMORE · FORWARD · 6-9 · 245 · EATON RAPIDS, MICH./EATON RAPIDS



## 2 ALEX GAUNA

## CAREER STATS

Year	GP/GS	Min./Avg	FG-FGA	FG%	3FG-FGA	3FG%	FT-FTA	FT%	OFF-DEF	REB	AVG	PF/D	A	TO	BL	ST	PTS	AVG
11-12	30/0	142/4.7	22-39	.564	0-0	.000	11-21	.524	11-13	24	0.8	26/0	0	13	3	1	55	1.8
Totals	30/0	142/4.7	22-39	.564	0-0	.000	11-21	.524	11-13	24	0.8	26/0	0	13	3	1	55	1.8

## THE WORD

Strong, athletic forward • Has the ability to shoot the perimeter jump shot • Wide base allows him to be an effective rebounder • Ability to become pick-and-pop player.

## 2011-12

Appeared in 30 games, averaging 4.7 minutes, 1.8 points and 0.8 rebounds • Shot .564 from the field • Scored a season-high eight points against both Nebraska Omaha (12/4) and UMKC (12/19) • Scored his first career points with a six-point effort against Texas Southern (11/18) • Grabbed a season-best three rebounds, all of-  
fensive, against Lehigh (12/22) • Added two blocked shots against Nebraska Omaha (12/4).

## 2010-11

Redshirted.

## HIGH SCHOOL

2010 Lansing State Journal Dream Team honoree • 2010 Class B All-State honoree as selected by the Detroit Free Press • Averaged 21.9 points, 11.5 rebounds and 2.8 blocked shots as a senior • Shot 59 percent from the floor and connected on 25 3-pointers for the year • Averaged 16.5 points, 10.4 rebounds and 2.4 blocks as a junior • Shot 62 percent from the field and 70 percent from the foul line • Fourth-team 2009 Class B All-State selection as chosen by the Detroit Free Press • Class B All-State special mention by Lansing State Journal and All-Area selection • Averaged 15.4 points, 7.6 rebounds and 4.2 blocks as a sophomore • 2008 All-State honorable mention selection • Class B All-Area pick by Lansing State Journal • 2007 Class B All-Area honorable mention by Lansing State Journal • Among the top players in the nation at his position as ranked by ESPNu Top 100 (15 Center) and Scout.com (23 Power Forward) • Played for Coach Adam Trumpour at Eaton Rapids High School.

## PERSONAL

Born March 2, 1991 • Son of Edward and Pamela Gauna • Sociology major.





# 14 GARY HARRIS



FRESHMAN · GUARD · 6-4 · 205 · FISHERS, IND./HAMILTON SOUTHEASTERN



## 14 GARY HARRIS

## THE WORD

Athletic, explosive wing with Big Ten size and strength • Has the ability to slash to the rim off the dribble as well as stretch the defense with his outside shooting ability • Combination of speed, athleticism, and ball skills to be very effective running the wing in MSU system • Possesses the frame and intangibles necessary to defend other perimeter guards in the league.

## HIGH SCHOOL

2012 McDonald's All-American • 2012 Jordan Brand Classic game invitee • 2012 Indianapolis Star Indiana Mr. Basketball winner • 2012 Indiana Gatorade Player of the Year • 2012 Indiana All-Star, earning MVP honors in the Indiana-Kentucky All-Star series • 2012 Parade Magazine All-American • Averaged 25.4 points, 7.4 rebounds, 3.1 assists and 4.0 steals as a senior for Coach Brian Satterfield at Hamilton Southeastern • Scored a school record 610 points as a senior • Shot 52.5 percent from the field and 79.0 percent from the foul line • Finished career with a school-record 1540 points (16.7 ppg), 467 rebounds (5.1 rpg), 232 assists (2.5 apg) and 232 steals (2.5 spg) • Led the Royals to a 22-3 record, advancing to the Class 4A sectional final • His 35-foot buzzer beater vs. Indianapolis North Central was the No. 1 play on ESPN SportsCenter's Top Plays • Played for Team USA as a member of the Junior National Select Team, playing at the Nike Hoop Summit in April 2012 • Rated among the top players in the nation by ESPN100 (No. 11), Scout.com (No. 16) and Rivals.com (No. 25)



• Ranked among the nation's top shooting guards by ESPN100 (No. 2), Scout.com (No. 4) and Rivals.com (No. 7) • 2011 Indiana Junior All-Star • Averaged 18.6 points, 5.0 rebounds, 3.0 assists and 2.7 steals as a junior • Shot .356 from 3-point range and .771 from the foul line • Led Hamilton Southeastern to a 20-4 record and a trip to the Class 4A regional finals, capturing just the second sectional championship in school history • 2011 All-Hoosier Cross Roads Conference • Indianapolis Star First Team honoree • Hamilton County Player of the Year • 2010-11 Hoosier Basketball Magazine All-State selection • Led Hamilton Southeastern to a 17-4 record as a sophomore • Averaged 14 points, four rebounds, two assists and three steals as a sophomore • Also an outstanding football player - recorded 47 catches for 973 yards and 13 TDs as a senior wide receiver, while rushing for one more touchdown • Tallied 54 catches, 860 yards and 14 TDs as a junior and 18 catches, 312 yards and five touchdowns as a sophomore • Won three league championships, adding a sectional championship as a senior.

## PERSONAL

Born Sept. 14, 1994 • Son of Gary and Joy Harris • His mother Joy (Holmes) was a four-year letterwinner at Purdue from 1988-91, and currently ranks seventh in school history with 1,747 points; a 1991 first-team Kodak/WBCA All-American, Joy played in the WNBA for the Detroit Shock in 2000 • Plans to major in marketing.



# 30 KENNY KAMINSKI



FRESHMAN · FORWARD · 6-8 · 240 · MEDINA, OHIO/MEDINA



## 30 KENNY KAMINSKI

## THE WORD

Could redshirt after right shoulder injury will force him to miss a lot of the season • Ability to stretch the defense with his elite shooting skills • Can put the ball on the floor to create opportunities for himself or teammates.

## HIGH SCHOOL

Missed nearly all of his senior season with a right shoulder injury • The team went 5-15 in his absence, but won five straight tournament games after his return, making it to the Elite Eight for the just the second time in school history • Averaged 17 points, 8.5 rebounds and 2 assists in his six games back • Ranked among the top 125 players in the nation by ESPN100 (#86) and Rivals.com (#113) • Rated among the top players at his position by ESPN100 (#16 power forward), Scout.com (#20 power forward) and Rivals.com (#26 power forward) • Averaged 19.9 points and 10.2 rebounds, 3.1 assists and 1.8 blocks per game as a junior at Medina High School • Second-team All-State • First-team All-Northeast Ohio Conference Valley Division • Northeast Inland District Division I selection • Played AAU with All-Ohio Red, winning the 2011 17-and-under AAU national title in Orlando • Attended 2011 NBA Top 100 Camp • Attended the 2011 Kevin Durant Skills Academy • Averaged 14.7 points and 5.6 rebounds as a sophomore • Helped lead Medina to Northeast Ohio Conference Valley Division • All-Inland First-Team honoree • Honorable mention all-state honoree • Three-time all-conference and all-county selection • Played for Coach Anthony Stacey • Also played football, earning second-team all-conference honors as a tight end as a junior and first-team all-conference honors as a punter.

## PERSONAL

Born July 13, 1993 • Son of Kenn and Kim Kaminski • Plans to major in finance.



COACHES

2012-13 SPARTANS

2011-12 REVIEW

HISTORY

RECORDS

POSTSEASON

MEDIA INFO

# 3 BRANDAN KEARNEY



SOPHOMORE • GUARD • 6-5 • 190 • DETROIT, MICH./SOUTHEASTERN





## 3 BRANDAN KEARNEY

## CAREER STATS

Year	GP/GS	Min./Avg	FG-FGA	FG%	3FG-FGA	3FG%	FT-FTA	FT%	OFF-DEF	REB	AVG	PF/D	A	TO	BL	ST	PTS	AVG
11-12	34/0	327/9.6	17-36	.472	5-13	.385	2-7	.286	9-19	28	0.8	27/0	19	11	6	8	41	1.2
Totals	34/0	327/9.6	17-36	.472	5-13	.385	2-7	.286	9-19	28	0.8	27/0	19	11	6	8	41	1.2

## THE WORD

Long, lanky versatile wing • Great distributor who is able to get his teammates the ball in position to score • Crafty, offensive scorer with range out to the 3-point arc, but also possesses solid mid-range game • Worked to improve his shot mechanics in off-season • Great basketball IQ allows him to play multiple positions.

## 2011-12

Appeared in 34 contests, averaging 9.6 minutes, 1.2 points and 0.8 rebounds • Played double-figure minutes in 10 of the season's final 12 games, averaging 13.1 minutes • Scored a season-high six points at Michigan (1/17), knocking down two 3-pointers • Shot .500 in Big Ten play, including .625 (5-8) from 3-point range • Recorded five points and four assists vs. Iowa (1/10) • Developed a reputation as a defensive specialist as the season progressed.

## HIGH SCHOOL

2011 Class A First-Team All-State honoree as selected by both the Detroit Free Press and The Detroit News • Averaged 18.5 points, 7.0 rebounds and 6.5 assists as a senior for Coach George Ward at Detroit Southeastern High School • Led Southeastern to a 23-4 record, including its first Detroit Public School League title in 55

years and its first state final appearance in 85 years • Finished fifth in the voting for the Hal Schram Michigan Mr. Basketball Award • Named to the Detroit Free Press' All-Metro and All-Detroit teams • Rated the No. 28 small forward in the nation by Rivals.com • Averaged 15.6 points, 6.5 rebounds, 5.5 assists, 3 steals and 1 block as a junior • Also shot 51 percent from the field • Led Southeastern to 2010 Michigan Class A regional semifinal • 2010 Sixth-team All-State Class A and Third-team All-Detroit selection as chosen by Detroit Free Press • Scored a season-high 33 points against Chicago Julien • Participated in 2010 NBA Top 100 Camp • Took part in USA Basketball competition in each of the last two summers • 2010 USA Basketball Youth Olympic Games participant • Member of 2009-10 USA Basketball Men's Developmental National Team • Won a Gold Medal with Team USA at the 2009 FIBA Americas U16 Championship • Averaged 12.5 points, 6.0 rebounds and 6.0 assists as a sophomore • Led Southeastern to 2009 district title and PSL championship game • Averaged 10 points, 3.4 rebounds and 3.5 assists as a freshman.

## PERSONAL

Born March 1, 1993 • Son of Derrick and Lea Hall Kearney • General management major.



# 25 DERRICK NIX



SENIOR · CENTER · 6-9 · 270 · DETROIT, MICH./PERSHING



## 25 DERRICK NIX

## CAREER STATS

Year	GP/GS	Min./Avg	FG-FGA	FG%	3FG-FGA	3FG%	FT-FTA	FT%	OFF-DEF	REB	AVG	PF/D	A	TO	BL	ST	PTS	AVG
09-10	36/16	279/7.8	35-69	.507	0-0	.000	13-48	.271	34-42	76	2.1	20/0	9	13	6	7	83	2.3
10-11	30/1	246/8.2	27-45	.600	0-0	.000	27-51	.529	31-28	59	2.0	28/0	8	22	8	9	81	2.7
11-12	37/1	700/18.9	129-231	.558	0-0	.000	43-74	.581	59-80	139	3.8	61/1	38	50	13	27	301	8.1
Totals	103/18	1225/11.9	191-345	.554	0-0	.000	83-173	.480	124-150	274	2.7	109/1	55	85	27	43	465	4.5

## THE WORD

Extremely tough, wide-bodied frontcourt player • Possesses great hands and very good footwork • Below-the-rim player with excellent post moves • Preseason third-team All-Big Ten selection by Athlon Sports College Basketball • Has maintained weight around 270 pounds for over a year after topping out at over 340 pounds in high school.

## 2011-12

Appeared in 37 games, starting one, averaging 8.1 points and 3.8 rebounds • Ranked fifth on the team in scoring, fourth in rebounding and fourth in steals (27) • Ranked sixth in the Big Ten in field-goal percentage overall (.558) and fifth in conference games (.547) • Recipient of MSU's Most Improved Player Award after raising his scoring average from 2.7 ppg as a sophomore to 8.1 ppg as a junior • Co-recipient of MSU's Unsung Player Award • Scored in double figures in 14 games • Led the team in scoring with 13 points at Michigan (1/17) • Scored a career-best 18 points vs. LIU Brooklyn (3/16), adding eight rebounds • Scored 14 points at home against Indiana (12/28) and versus Bowling Green (12/17) • Collected six or more rebounds on seven occasions, including a season-high nine rebounds in 17 minutes in the season-opener against North Carolina (11/11) • Grabbed a team-best six rebounds in MSU's 74-67 win at No. 23 Gonzaga (12/10) • Recorded two steals in seven contests and two blocks on three occasions • Averaged 1.0 assists per game and tallied a career-best five against Nebraska (2/25), adding three against Ohio State (3/11) in the Big Ten Tournament title game and against Nebraska Omaha (12/4).

## 2010-11

Appeared in 30 games, starting one • Scored a season-high 12 points at Iowa (2/2) in just 12 minutes, hitting 5-of-9 from the field, adding five offensive rebounds • Played a season-high 23 minutes vs. Indiana (1/30), scoring nine points • Scored seven points at Ohio State (2/15) • Grabbed a season-high six boards at Illinois (1/18) • Grabbed more offensive rebounds (31) than defensive rebounds (28).

## 2009-10

Appeared in 36 games, starting 16 • Started the final nine games and 11 of the last 12 • Shot .507 from the field • Set MSU freshman debut record with 14 rebounds vs. Florida Gulf Coast (11/13), adding 11 points to become just the second freshman in school

history to post a double-double in his debut • Scored eight points in 15 minutes vs. Maryland (3/21) in the second round of the NCAA Tournament • Forty-five percent of his rebounds came on the offensive glass (34 of 76) • Earned the first start of his career against Wisconsin (1/6).

## HIGH SCHOOL

2009 Hal Schram Mr. Basketball Award winner • Averaged 15 points and 15 rebounds as a senior at Pershing High School, playing for Coach A.W. Canada • Led Pershing to Class A State title • Detroit Free Press Class A All-State selection, also earning All-Metro and All-Detroit honors • Averaged 16 points and 12 rebounds as a junior • Helped lead Pershing to a 22-5 record and a spot in the Class A title game, totaling 12 points and 10 rebounds in the championship game • Named third-team All-Detroit by The Detroit News and Detroit Free Press and honorable mention all-state Class A by the Detroit Free Press • Rated the No. 69 player in the nation by Rivals.com, including the No. 8 center • Played for Detroit Murray Wright as a sophomore • Played AAU basketball for The Family.

## PERSONAL

Born Dec. 11, 1990 • Son of Darlis Nix • Attended the same high school as former Spartan All-American Steve Smith • Sociology major.



# 5 ADREIAN PAYNE



JUNIOR · CENTER · 6-10 · 240 · DAYTON, OHIO/JEFFERSON TOWNSHIP



## 5 ADREIAN PAYNE

## CAREER STATS

Year	GP/GS	Min/Avg	FG-FGA	FG%	3FG-FGA	3FG%	FT-FTA	FT%	OFF-DEF	REB	AVG	PF/D	A	TO	BL	ST	PTS	AVG
10-11	34/6	306/9.0	34-72	.472	0-1	.000	17-35	.486	31-49	80	2.4	41/0	5	21	28	9	85	2.5
11-12	37/36	661/17.9	98-173	.566	1-2	.500	62-89	.697	57-100	157	4.2	84/2	12	39	39	25	259	7.0
Totals	71/42	967/13.6	132-245	.539	1-3	.333	79-124	.637	88-149	237	3.3	125/2	17	60	67	34	344	4.8

## THE WORD

Extremely long athletic forward • Owns 7-foot-1 wingspan • Has skills to knock down perimeter jump shot - working to develop range out beyond the three-point arc • Can be a shot-blocking presence due to his superior length and leaping ability - stands just six blocks out of MSU career Top 10 • Effective in transition because of his straight-line speed • Owns improved post moves and ball handling.

## 2011-12

Appeared in 37 games, starting 36, averaging 7.0 points and 4.2 rebounds • Led the Spartans with 39 blocks, good for the seventh-best single-season effort at MSU, ranking tied for seventh in the Big Ten (1.1 bpg) • Ranked second on the team in field-goal percentage (.566) among players with more than 50 field-goal attempts • Scored in double figures on nine occasions, including scoring a career-high 16 points vs. Iowa (3/9) in the Big Ten Tournament quarterfinals and LIU Brooklyn (3/16) in the second round of the NCAA Tournament • Scored a team-high 15 points in 20 minutes on 6-of-6 shooting in MSU's 58-48 win at No. 3 Ohio State (2/11) • Led MSU in rebounding in two contests: vs. Duke (11/15 - 12 rebounds) and at Minnesota (2/22 - 5 rebounds) • The 12 rebounds against Duke were a career best • Added 10 rebounds against Texas Southern (11/18) • Blocked a career-best four shots in the regular-season finale vs. Ohio State (3/4) and again against the Buckeyes in the Big Ten Tournament title game (3/11) • Connected on his first career 3-pointer at Illinois (1/31) • Academic All-Big Ten • Recipient of MSU's Scholar-Athlete Award.

## 2010-11

Appeared in 34 games, starting six • Averaged 2.5 points and 2.4 rebounds • Third on the squad with 28 blocks, the second-highest single-season total for a Spartan freshman • Led MSU in rebounding in two games • Started the final four contests of the season • Made his first career start vs. Texas (12/22) • Totaled 10 points and seven rebounds in his Spartan debut vs. Eastern Michigan (11/12) • Equaled season high with 10 points at Ohio State (2/15) • Scored eight points vs. Iowa (3/2), adding six rebounds • Grabbed six rebounds or more in five games, including two contests with seven rebounds • Blocked three shots at Minnesota (2/22), and had seven games with two blocks or more.

## HIGH SCHOOL

Led Jefferson High School to Division IV state championship • 2010 First-Team Division IV All-State • 2010 Ohio Division IV Player



of the Year • Averaged 15.6 points, 11.3 rebounds and 4.0 blocked shots as a senior • Averaged 15 points, 12 rebounds and four blocks as a junior • Shot 53 percent from the field • Helped lead Jefferson to a 19-5 record • Named first-team All-Area in Division IV by the Dayton Daily News • 2009 special mention All-State honoree • One of 16 participants at Amare Stoudemire Skills Academy, a skills camp for the nation's elite prep big men • Participated in the 2009 LeBron James Skills Academy • One of 30 prep players selected to participate in the 2009 Nike Global Challenge in August, where he teamed with Spartan teammate Russell Byrd on Team USA Midwest • Attended 2009 NBA Players Association Top 100 Camp • Played AAU with All-Ohio Red 17 & Under, capturing the Boo Williams Invite over the 2009 Easter weekend • First Dayton-area Spartan since Andre Hutson (Trotwood-Madison) • Averaged 15.4 points as a sophomore • Named first-team All-Area in Division IV by the Dayton Daily News • 2008 second-team All-State honoree • Ranked nationally by Scout.com (17), Rivals.com (20), ESPN Top 100 (26) • Among the top players in the nation at his position as ranked by Rivals.com (3 Center), Scout.com (5 C) and ESPN Top 100 (9 Power Forward) • Played for Coach Art Winston at Jefferson Township High School.

## PERSONAL

Born Feb. 19, 1991 • Son of Thomas Payne and Gloria Lewis • Raised by his grandmother Mary Lewis • Interdisciplinary studies major.



## 20 TRAVIS TRICE



SOPHOMORE • GUARD • 6-0 • 170 • HUBER HEIGHTS, OHIO/WAYNE



# 20 TRAVIS TRICE

## CAREER STATS

Year	GP/GS	Min./Avg	FG-FGA	FG%	3FG-FGA	3FG%	FT-FTA	FT%	OFF-DEF	REB	AVG	PF/D	A	TO	BL	ST	PTS	AVG
11-12	32/0	551/17.2	48-126	.381	30-74	.405	19-33	.576	5-52	57	1.8	58/0	56	37	2	25	145	4.5
Totals	32/0	551/17.2	48-126	.381	30-74	.405	19-33	.576	5-52	57	1.8	58/0	56	37	2	25	145	4.5

## THE WORD

Pass-first point guard with the ability to shoot from deep • Tough determined player despite small frame • Developing into a leader, even as an underclassman • Understands the game and how to get teammates open • Son of a high-school coach who owns leadership skills and high basketball IQ • Good ball skills allow him to get into the lane.

## 2011-12

Appeared in 32 games, averaging 17.2 minutes and 4.5 points • Ranked fourth on the squad in 3-point field goals made (30) and 3-point field goals attempted (74) • Led Big Ten freshmen in 3-point field-goal percentage (.405) • Ranked fourth on the team with 56 assists • Led MSU in assists in four games • Led the Spartans with 20 points against Central Connecticut State (12/7), knocking down all four 3-point attempts • Also scored in double figures against Texas Southern (11/18 - 11 points) and Iowa (1/10 - 10 points) • Dished out five assists against Central Connecticut State (12/7) and Lehigh (12/22) • Scored nine points against Iowa (3/9) in the Big Ten quarterfinals, hitting 3-of-4 3-pointers • Recorded 25 steals, including three each against North Carolina (11/11), UALR (11/20) and Eastern Michigan (11/27).

## HIGH SCHOOL

2011 Gatorade Ohio Boys Basketball Player of the Year • Averaged 23.5 points, 6.5 assists, 4.3 steals and 3.3 rebounds as a senior at Wayne High School, playing for his father Travis Trice • 2011 First-team All-State honoree • 2011 Southwest District Player of the Year, leading the Warriors to a 22-2 mark and a spot in the district finals • Wayne High School's all-time leading scorer with 1,555 points • Shot 48.1 percent from the field, including 42.5 percent from 3-point range, and 83.0 percent from the foul line • Scored a season-high 44 points vs. Toledo Rogers • Averaged 22.1 points, 4.9 assists and 4.2 steals as a junior • Shot 43 percent from 3-point range • 2010 Third-team All-State honoree • First-team all-conference and all-district selection • 2010 conference player of the year • Two-time district underclassman of the year • Averaged 16.5 points as a sophomore • 2009 Third-team all-district and First-team all-conference • AAU teammate of Branden Dawson for SYF Players.

## PERSONAL

Born Jan. 22, 1993 • Son of Travis and Julie Trice • Communication major • Father, Travis, played two years each at Purdue and Butler • Grandfather, Bob Pritchett, played at Vincennes University and Old Dominion and is in the Old Dominion Hall of Fame.



# 45 DENZEL VALENTINE



FRESHMAN · GUARD · 6-5 · 220 · LANSING, MICH./SEXTON



## 45 DENZEL VALENTINE

## THE WORD

Long, versatile guard • Possesses a high basketball IQ that allows him to be a playmaker in the open court, as well as the half court • Excellent passing and ball skills • Has the size to score in the lane and the post • Second generation Spartan that embraces the Michigan State tradition • Accustomed to winning, having captured back-to-back high school state championships.

## HIGH SCHOOL

2012 Lansing State Journal Player of the Year • 2012 Associated Press Class B Player of the Year • 2012 Detroit Free Press and The Detroit News Dream Team honoree • Finished second in the voting for the Hal Schram Mr. Basketball Award • Led Sexton High School to a second straight Class B Michigan State Championship in 2012, playing for his father, Carlton Valentine • Nearly averaged a triple double as a senior with 14 points, 11 rebounds and nine assists per game, leading the Big Reds to a 27-1 record • Ranked among the top 100 players in the nation by Rivals.com (#81) and ESPNU100 (#98) • Rated among the top players at his position by Rivals.com (#15 shooting guard), ESPNU100 (#26 small forward), and Scout.com (#27 small forward) • 2011 First-Team All-State Class B selection as chosen by the Detroit Free Press and

The Detroit News • Lansing State Journal Dream Team honoree • Led Sexton High School to 2011 Class B State Championship, the school's first state title in 51 years, tallying 17 points, six rebounds and three assists in 75-60 win over Muskegon Heights in the state title game • Averaged 12.7 points, 7.9 rebounds, 8.5 assists, 5.4 steals and 1.1 blocks as a junior • Attended 2011 NBA Top 100 Camp • Averaged 10.9 points, 5.8 assists and 6.3 rebounds as a sophomore, leading Sexton to state title game • 2010 Class B honorable mention all-state.

## PERSONAL

Born Nov. 16, 1993 • Son of Carlton and Kathy Valentine • His father was a four-year letterwinner at MSU 1985-88 • Brother Drew is a senior on the basketball team at Oakland University • Plans to major in business.



# 15 KEENAN WETZEL



R-SOPHOMORE · GUARD · 6-4 · 200 · MONROE, MICH./ST. MARY CATHOLIC CENTRAL





## 15 KEENAN WETZEL

## CAREER STATS

Year	GP/GS	Min./Avg	FG-FGA	FG%	3FG-FGA	3FG%	FT-FTA	FT%	OFF-DEF	REB	AVG	PF/D	A	TO	BL	ST	PTS	AVG
11-12	11/0	12/1.1	1-2	.500	1-2	.500	1-2	.500	0-0	0	0.0	1/0	0	1	0	0	4	0.4
Totals	11/0	12/1.1	1-2	.500	1-2	.500	1-2	.500	0-0	0	0.0	1/0	0	1	0	0	4	0.4

## THE WORD

Joined the Spartans as a walk-on prior to the 2011-12 season • Adds depth to the Spartan backcourt as a key member of scout team.

## 2011-12

Appeared in 11 games in first season as walk-on • Scored first career points on a 3-pointer against UMKC (12/19) • Knocked down 1-of-2 free throws against Purdue (1/21) in East Lansing.

## HIGH SCHOOL

Averaged 16.8 points and 6.0 rebounds as a senior at St. Mary Catholic Central High School in 2010, leading the Falcons in both categories • Earned Team MVP honors as a senior • Team leader in 3-point field goals as a sophomore, junior and senior • Led Monroe County region with 125 3-point field goals in his junior and senior seasons • MVP of 2010 Border Clash All-Star Game between Monroe and Lenawee Counties • Two-time All-Monroe Region selection • Two-time First-Team All-Huron League honoree • Three-year letterwinner at SMCC.

## PERSONAL

Born Dec. 30, 1991 • Son of Robert and Suzanne Wetzel • Media and information major.



# 41 COLBY WOLLENMAN



SOPHOMORE · FORWARD · 6-7 · 225 · BIG HORN, WYO./BIG HORN



# 41 COLBY WOLLENMAN

## CAREER STATS

Year	GP/GS	Min./Avg	FG-FGA	FG%	3FG-FGA	3FG%	FT-FTA	FT%	OFF-DEF	REB	AVG	PF/D	A	TO	BL	ST	PTS	AVG
11-12	9/0	10/1.1	1-2	.500	0-0	.000	0-0	.000	0-1	1	0.1	1/0	0	2	0	0	2	0.2
Totals	9/0	10/1.1	1-2	.500	0-0	.000	0-0	.000	0-1	1	0.1	1/0	0	2	0	0	2	0.2

## THE WORD

Joined the Spartans as a walk-on prior to the 2011-12 season • Adds depth to the Spartan frontcourt as a key member of scout team.

## 2011-12

Appeared in nine games • Scored first career points vs. Central Connecticut State (12/7) • Grabbed a rebound against Nebraska (2/25).

## HIGH SCHOOL

All-state performer as a senior at Big Horn High School • Averaged 13.6 points and 11.1 rebounds, leading Big Horn to a perfect 28-0 record and a Wyoming 2A state championship • Averaged 3.5 steals and 2.8 blocks as a senior, shooting .575 from the field • 2011 Sheridan County Player of the Year • Named to 2011 State All-Tournament Team • Selected to play in the South Dakota/Wyoming, the Montana/Wyoming, and the Wyoming North/South All-Star Games • 2011 Milward Simpson Multi-Sport Athlete of the Year for the State of Wyoming, having also excelled in football and soccer • Averaged 14 points and 12.1 rebounds as a junior, earning all-state and Powder River Conference Athlete of the Year honors • Excelled in football as a three-year starting quarterback, finishing his career with 3,700 passing yards and 34 touchdowns, adding another 950 yards and 13 touchdowns rushing • Named to the Casper Tribune Super 25 Team as a senior, while also earning Powder River Conference Offensive Player of the Year accolades, leading Big Horn to a perfect 10-0 regular season and a spot in the state finals • Earned two varsity letters in soccer, including leading his team to a state championship as a senior, while earning all-conference honors.

## PERSONAL

Born May 29, 1993 • Son of Paul and Renee Wollenman • Pre-med student with physiology major.





# GAME-BY-GAME STATS

## KEITH APPLING

### 2010-11 GAME-BY-GAME STATS

OPPONENT	FG	3FG	FT	O-REB	PF	PTS	AST	BLK	STL	MIN		
Eastern Michigan (11/12)	3-4	1-1	7-7	0-1	1	2	14	3	5	2	0	23
South Carolina (11/16)	2-6	1-2	0-0	0-2	4	5	2	3	0	0	0	18
vs. Chattanooga (12/1)	2-2	1-1	3-4	0-0	0	8	0	0	0	0	0	13
vs. Connecticut (11/23)	0-4	0-1	4-4	1-0	1	3	4	3	0	0	2	14
vs. Washington (11/24)	1-2	0-1	0-0	0-0	0	3	2	0	0	2	0	15
Tennessee Tech (11/28)	2-4	2-4	0-0	0-2	2	1	6	2	2	0	0	18
at Duke (12/1)	0-1	0-0	0-0	0-0	0	2	0	0	0	0	0	6
Bowling Green (12/4)	4-9	3-5	0-0	1-2	1	1	11	3	1	0	0	25
vs. Syracuse (12/7)	1-4	0-2	0-0	0-0	0	1	2	0	3	0	0	14
vs. Oakland (12/11)	* 5-9	2-4	0-0	0-4	2	12	3	1	0	1	0	21
Prairie View A&M (12/18)	* 3-4	1-2	0-0	0-1	1	1	7	0	0	0	0	10
Texas (12/22)	1-6	0-3	2-2	0-4	4	0	4	0	0	0	0	20
Minnesota (12/31)	* 0-1	0-1	0-0	0-2	2	2	0	1	1	0	1	21
at Northwestern (1/3)	* 3-6	2-4	0-0	1-4	5	2	8	2	2	5	1	27
at Penn State (1/8)	* 0-2	0-2	0-0	0-3	3	2	0	1	1	0	0	17
Wisconsin (1/11)	* 2-3	1-1	0-0	0-2	2	4	5	0	2	1	1	26
Northwestern (1/15)	* 6-11	5-8	2-2	1-3	4	0	19	2	5	0	1	30
at Illinois (1/18)	* 1-5	1-5	0-0	1-3	4	3	1	0	0	0	0	28
at Purdue (1/22)	* 3-3	1-1	2-2	0-0	3	3	9	0	0	0	0	21
Michigan (1/27)	* 2-6	1-4	0-0	0-2	2	2	5	0	1	1	0	35
Indiana (1/30)	* 1-5	1-4	0-0	2-3	5	1	3	2	2	2	1	37
at Iowa (2/2)	* 0-5	0-3	0-0	0-1	1	3	0	4	2	0	1	32
at Wisconsin (2/6)	* 2-3	1-2	1-1	0-3	3	4	6	0	1	0	1	19
Penn State (2/10)	* 1-2	0-0	1-2	0-1	4	5	0	1	0	0	0	26
at Ohio State (2/15)	* 2-3	0-0	0-0	2-4	6	4	4	1	3	0	2	27
Illinois (2/19)	* 3-8	1-4	2-2	0-5	0	9	2	1	2	0	0	29
at Minnesota (2/22)	* 1-4	0-3	4-4	1-3	4	0	6	2	4	1	2	20
Purdue (2/27)	* 0-3	0-2	0-0	0-7	7	3	0	2	1	0	0	20
Iowa (3/2)	7-8	4-5	0-2	1-5	6	3	18	1	1	0	0	26
at Michigan (3/5)	3-7	2-5	2-2	0-2	2	3	10	3	2	0	2	32
vs. Iowa (3/10)	3-5	2-3	2-2	0-3	3	2	10	0	3	0	1	25
vs. Purdue (3/11)	3-4	2-2	2-2	2-3	5	4	10	2	1	0	0	26
vs. Penn State (3/12)	1-7	1-4	0-0	2-2	4	3	3	3	1	0	1	25
vs. UCLA (3/17)	3-7	3-6	0-0	1-1	2	1	9	0	1	2	1	29

### 2011-12 GAME-BY-GAME STATS

OPPONENT	FG	3FG	FT	O-D	REB	PF	PTS	AST	BLK	STL	MIN	
vs. North Carolina (11/11)	* 2-7	1-4	0-0	0-0	0	5	5	0	4	1	0	19
vs. Duke (11/15)	* 8-10	2-3	4-5	0-4	0	3	22	0	1	0	0	26
Texas Southern (11/18)	* 2-6	2-6	0-0	0-4	4	3	6	4	2	1	1	29
UALR (11/20)	* 4-7	0-3	4-8	1-2	3	2	12	3	2	0	2	22
Milwaukee (11/23)	* 2-7	1-3	3-4	1-3	4	2	8	2	3	0	2	29
at Eastern Mich. (11/27)	* 3-8	0-1	5-6	0-3	3	1	11	5	0	1	0	30
Florida State (11/30)	* 8-13	5-5	1-6	7	1	24	0	4	2	1	34	
Nebraska Omaha (12/4)	* 5-6	1-2	2-8	1-9	2	13	7	0	0	0	23	
Central Conn. St. (12/7)	* 3-7	1-4	0-0	0-0	0	4	7	2	2	0	31	
at Gonzaga (12/10)	* 1-6	0-2	6-8	1-1	2	3	8	7	2	0	2	33
Bowling Green (12/17)	* 1-4	0-1	1-2	0-0	0	4	3	2	1	0	1	21
UMKC (12/19)	* 3-6	0-0	1-1	0-2	2	3	7	8	2	1	3	24
Lehigh (12/22)	* 3-13	1-3	12-12	3-4	7	3	19	4	3	0	1	37
Indiana (12/28)	* 7-12	2-4	9-10	1-5	6	1	25	7	2	1	1	33
at Nebraska (12/31)	* 5-10	0-2	4-4	0-1	1	2	14	4	4	1	0	32
at Wisconsin (1/3)	* 6-14	1-2	3-4	1-3	4	4	16	2	2	1	0	36
Iowa (1/10)	* 6-11	1-3	2-2	2-1	3	2	15	9	0	0	3	27
at Northwestern (1/14)	* 4-13	0-5	9-13	2-1	3	3	17	3	3	0	2	36
at Michigan (1/17)	* 5-12	0-1	0-0	0-4	4	4	10	5	4	0	1	31
Purdue (1/21)	* 3-4	1-1	3-4	0-2	2	2	10	5	1	1	0	29
Minnesota (1/25)	* 1-8	0-4	5-6	0-1	1	3	7	4	3	0	2	33
at Illinois (1/31)	* 1-11	0-3	2-2	0-4	4	3	4	2	5	1	1	34
Michigan (2/5)	* 3-5	0-1	4-6	0-1	1	2	10	2	3	0	3	29
Penn State (2/8)	* 2-4	1-3	5-6	0-4	4	4	10	7	1	0	1	25
at Ohio State (2/11)	* 4-10	1-4	5-6	0-1	1	1	14	0	7	0	2	29
Wisconsin (2/16)	* 6-12	0-4	8-10	0-2	2	4	20	4	2	0	0	36
at Purdue (2/19)	* 2-5	0-2	3-4	0-3	3	3	7	5	1	1	1	35
at Minnesota (2/22)	* 3-8	0-2	7-8	0-2	2	2	13	5	0	0	3	36
Nebraska (2/25)	* 1-2	0-1	0-2	0-2	2	2	2	5	0	2	2	32
at Indiana (2/28)	* 2-6	0-1	2-2	0-1	1	1	6	5	3	0	1	32
Ohio State (3/4)	* 4-11	1-3	2-5	0-4	4	2	11	3	3	1	2	36
vs. Iowa (3/9)	* 3-3	1-1	5-6	0-3	3	0	12	6	2	0	0	31
vs. Wisconsin (3/10)	* 3-5	1-2	6-6	0-1	1	1	13	5	1	1	1	38
vs. Ohio State (3/11)	* 2-8	0-4	0-1	0-1	1	2	4	5	0	0	1	35
vs. LIU Brooklyn (3/16)	* 5-9	0-0	0-0	1-2	3	0	10	3	2	0	1	33
vs. Saint Louis (3/18)	* 7-14	1-3	4-7	2-1	3	4	19	3	1	0	0	32
vs. Louisville (3/22)	* 1-6	1-2	3-4	0-1	1	2	6	4	1	1	2	32

## RUSSELL BYRD

### 2011-12 GAME-BY-GAME STATS

OPPONENT	FG	3FG	FT	O-D	REB	PF	PTS	AST	BLK	STL	MIN
vs. North Carolina (11/11)	0-0	0-0	0-0	0-0	0	0	0	0	0	0	2
vs. Duke (11/15)	0-0	0-0	0-0	2-0	2	0	0	0	1	0	3
Texas Southern (11/18)	1-4	1-4	2-3	0-0	0	0	5	3	1	0	12
UALR (11/20)	0-5	0-5	1-2	0-1	1	2	1	0	0	0	10
Milwaukee (11/23)	0-2	0-1	0-0	0-0	0	0	1	1	1	0	7
at Eastern Mich. (11/27)	1-2	1-2	0-0	1-1	2	1	3	1	1	0	2
Florida State (11/30)	0-0	0-0	0-0	0-0	0	1	0	0	0	0	3
Nebraska Omaha (12/4)	2-4	1-3	0-0	1-1	2	3	5	1	0	0	13
Central Conn. State (12/7)	1-5	1-3	0-0	0-2	2	3	2	0	0	0	11
at Gonzaga (12/10)	0-0	0-0	0-0	0-0	0	0	0	0	0	0	2
Bowling Green (12/17)	1-2	0-0	0-0	1-0	1	2	0	0	0	0	9
UMKC (12/19)	1-4	1-3	0-0	0-0	0	0	3	2	1	1	0
at Northwestern (1/14)	0-0	0-0	0-0	0-0	0	0	0	0	0	0	1
Purdue (1/21)	0-1	0-0	0-0	2-0	2	1	0	0	0	0	6
Minnesota (1/25)	1-1	1-1	2-2	0-1	1	1	5	0	0	0	7
Michigan (2/5)	0-0	0-0	0-0	1-1	1	0	0	0	1	0	1
Penn State (2/8)	0-1	0-1	0-0	0-0	0	1	0	0	1	0	5
Wisconsin (2/16)	0-0	0-0	0-0	0-0	0	1	0	0	0	0	2
at Purdue (2/19)	0-0	0-0	0-0	0-0	0	0	0	0	0	0	1
at Minnesota (2/22)	0-1	0-1	0-0	0-0	0	0	0	0	0	0	3
Nebraska (2/25)	2-5	2-5	0-0	0-0	1	1	6	0	0	0	7
at Indiana (2/28)	0-0	0-0	0-0	0-0	0	0	0	0	0	0	1
vs. Iowa (3/9)	2-5	1-3	3-3	1-0	1	2	8	0	1	1	10
at Wisconsin (3/10)	0-0	0-0	0-0	0-0	0	0	0	1	1	0	4
vs. LIU Brooklyn (3/16)	0-0	0-0	0-0	0-1	1	0	1	0	1	0	4
vs. Saint Louis (3/18)	0-0	0-0	0-0	0-0	0	0	0	0	0	0	1
vs. Louisville (3/22)	0-1	0-1	0-0	0-0	0	0	0	0	0	0	2

## DAN CHAPMAN

### 2010-11 GAME-BY-GAME STATS

OPPONENT	FG	3FG	FT	O-D	REB	PF	PTS	AST	TO	BLK	STL	MIN
Eastern Michigan (11/12)	0-0	0-0	0-0	0-0	0	0	0	0	0	0	0	1
Bowling Green (12/4)	0-0	0-0	0-0	0-0	0	0	0	0	0	0	0	1
Prairie View A&M (12/18)	0-0	0-0	0-0	0-0	0	0	0	0	0	0	0	2
Iowa (3/2)	0-0	0-0	0-0	0-0	0	0	0	0	1	0	0	0+

### 2011-12 GAME-BY-GAME STATS

OPPONENT	FG	3FG	FT	O-D	REB	PF	PTS	AST	BLK	STL	MIN
Texas Southern (11/18)	0-3	0-2	0-0	1-1	2	0	0	0	0	0	2
at Eastern Mich. (11/27)	0-0	0-0	0-0	0-1	1	0	0	0	0	0	1
Nebraska Omaha (12/4)	0-0	0-0	0-0	0-0	0	0	0	0	0	0	1
Central Conn. State (12/7)	0-0	0-0	0-0	0-1	1	0	0	1	0	0	0+
Bowling Green (12/17)	0-0	0-0	0-0	0-0	0	0	0	0	0	0	1
UMKC (12/19)	0-1	0-0	0-0	0-0	0	0	0	0	0	0	2
Iowa (1/10)	0-0	0-0	0-0	0-0	0	0	0	0	0	0	2
Purdue (1/21)	0-0	0-0	0-0	0-0	0	0	0	0	0	0	1
Minnesota (1/25)	0-0	0-0	0-0	0-0	0	0	0	0	0	0	0+
Penn State (2/8)	0-0	0-0	0-0	0-1	1	0	0	0	0	0	1
Wisconsin (2/16)	0-0	0-0	0-0	0-0	0	0	0	0	0	0	1
at Purdue (2/19)	0-0	0-0	0-0	0-1	1	0	0	0	0	0	1
Nebraska (2/25)	0-0	0-0	0-0	0-0	0	0	0	0	0	0	2
vs. LIU (3/9)	0-0	0-0	0-0	0-0	1	0	0	0	0	0	1
vs. LIU Brooklyn (3/16)	0-1	0-0	0-0	0-0	0	0	0	0	0	0	0

## GAME-BY-GAME STATS

OPPONENT	FG	3FG	FT	O-D	REB	PF	PTS	AST	TO	BLK	STL	MIN
Purdue (1/21)	* 6-7	0-0	2-2	1-2	3	1	14	0	2	2	1	19
Minnesota (1/25)	* 7-10	0-0	2-3	4-0	4	2	16	1	1	4	2	27
at Illinois (1/31)	* 4-11	0-1	4-4	7-6	13	3	12	0	1	1	0	28
Michigan (2/5)	* 4-6	0-0	2-4	2-2	4	1	10	0	1	0	1	21
Penn State (2/8)	* 5-8	0-0	2-3	4-3	7	0	12	0	1	2	3	24
at Ohio State (2/11)	* 1-3	0-0	1-2	5-3	8	1	3	1	1	0	0	20
Wisconsin (2/16)	* 3-5	0-0	1-2	0-3	3	1	7	0	0	0	0	20
at Purdue (2/19)	* 7-12	0-0	1-3	3-8	11	2	15	0	1	2	0	27
at Minnesota (2/22)	* 3-5	0-0	1-3	1-1	2	2	7	1	0	0	0	19
Nebraska (2/25)	* 2-3	0-0	2-2	0-1	1	2	6	0	2	0	2	22
at Indiana (2/28)	* 1-3	0-0	1-4	0-2	2	1	3	1	1	0	0	20
Ohio State (3/4)	* 2-2	0-0	0-0	0-0	0	1	4	0	1	0	2	7

## ALEX GAUNA

## 2011-12 GAME-BY-GAME STATS

OPPONENT	FG	3FG	FT	O-D	REB	PF	PTS	AST	TO	BLK	STL	MIN
vs. North Carolina (11/1)	0-2	0-0	0-0	0-0	0	3	0	0	0	0	1	12
vs. Duke (11/15)	0-0	0-0	0-0	0-0	0	2	0	0	0	0	0	3
Texas Southern (11/18)	3-5	0-0	0-1	0-2	2	6	0	1	0	0	0	13
UALR (11/20)	1-1	0-0	1-2	0-1	1	2	3	0	2	0	0	5
Milwaukee (11/23)	0-0	0-0	1-2	1-0	1	2	1	0	1	0	0	4
at Eastern Mich. (11/27)	2-3	0-0	1-1	1-1	2	0	5	0	0	1	0	6
Florida State (11/30)	0-0	0-0	0-0	0-0	0	0	0	0	0	0	0	1
Nebraska Omaha (12/4)	4-6	0-0	0-0	1-0	1	1	8	0	0	2	0	12
Central Conn. State (12/7)	1-1	0-0	1-2	1-1	2	0	3	0	1	0	0	4
at Gonzaga (12/10)	1-1	0-0	0-0	0-0	0	1	2	0	0	0	0	3
Bowling Green (12/17)	0-0	0-0	0-0	0-1	1	2	0	0	1	0	0	4
UMKC (12/19)	3-5	0-0	2-6	1-1	2	1	8	0	1	0	0	11
Lehigh (12/22)	1-2	0-0	1-1	3-0	3	1	3	0	1	0	0	7
Indiana (12/28)	0-0	0-0	0-0	0-0	0	0	0	0	0	0	0	5
at Nebraska (12/31)	0-0	0-0	0-0	0-1	1	1	0	0	0	0	0	2
at Wisconsin (1/3)	1-1	0-0	0-0	0-1	1	2	0	0	0	0	0	1
Iowa (1/10)	2-3	0-0	0-0	0-0	0	0	4	0	2	0	0	1
at Northwestern (1/14)	1-3	0-0	0-0	1-2	0	2	0	0	0	0	0	2
Purdue (1/21)	0-1	0-0	2-2	1-1	2	1	2	0	0	0	0	6
at Illinois (1/31)	0-0	0-0	0-0	0-0	0	0	0	0	0	0	0	1
Penn State (2/8)	0-0	0-0	1-2	1-0	1	0	1	0	0	0	0	5
at Ohio State (2/11)	0-0	0-0	0-0	0-0	0	1	0	0	0	0	0	2
Wisconsin (2/16)	0-0	0-0	0-0	0-0	0	0	0	0	0	0	0	2
at Purdue (2/19)	0-0	0-0	0-0	0-0	0	1	0	0	0	0	0	2
Nebraska (2/25)	1-1	0-0	1-2	0-0	0	3	0	0	0	0	0	6
at Indiana (2/28)	0-2	0-0	0-0	0-1	1	2	0	0	0	0	0	4
Ohio State (3/4)	0-0	0-0	0-0	0-0	0	2	0	0	1	0	0	1
vs. Iowa (3/8)	0-0	0-0	0-0	0-0	0	0	0	1	0	0	0	3
vs. LIU Brooklyn (3/16)	1-1	0-0	0-0	0-1	1	0	2	0	1	0	0	2
vs. Louisville (3/22)	0-0	0-0	0-0	0-0	0	0	0	0	0	0	0	1

## BRANDAN KEARNEY

## 2011-12 GAME-BY-GAME STATS

OPPONENT	FG	3FG	FT	O-D	REB	PF	PTS	AST	TO	BLK	STL	MIN
vs. Duke (11/15)	0-0	0-0	2-3	0-0	0	1	2	0	1	0	1	2
Texas Southern (11/18)	0-2	0-1	0-0	1-0	1	0	0	2	0	0	1	9
UALR (11/20)	1-1	0-0	0-0	0-0	0	2	0	1	0	0	0	6
Milwaukee (11/23)	0-0	0-0	0-0	0-0	0	1	0	0	0	0	0	5
at Eastern Mich. (11/27)	0-2	0-1	0-0	1-0	1	0	0	1	0	1	0	8
Nebraska Omaha (12/4)	1-1	0-0	0-0	1-0	1	0	2	2	0	1	0	10
Central Conn. State (12/7)	0-0	0-0	0-0	1-1	2	1	0	1	0	0	0	10
at Gonzaga (12/10)	1-1	0-0	0-0	0-0	0	2	2	0	0	0	1	11
Bowling Green (12/17)	0-0	0-0	0-0	0-1	1	0	0	0	0	0	0	7
UMKC (12/19)	0-1	0-0	0-0	0-1	0	1	0	0	1	0	0	10
Lehigh (12/22)	0-0	0-0	0-0	0-0	0	1	0	0	0	0	0	3
at Nebraska (12/31)	0-0	0-0	0-0	0-2	2	0	0	0	0	0	0	2
at Wisconsin (1/3)	1-1	0-0	0-2	0-0	0	2	0	0	0	0	0	5
Iowa (1/10)	2-2	1-1	0-0	0-1	1	0	5	4	2	1	1	13
at Northwestern (1/14)	1-2	1-1	0-0	0-0	0	1	3	0	0	0	0	11
at Michigan (1/17)	2-2	2-2	0-0	1-2	2	6	0	0	0	0	0	12
Purdue (1/21)	1-3	1-2	0-0	0-3	3	0	3	0	1	0	2	9
Minnesota (1/25)	1-2	0-0	0-0	0-0	0	1	2	0	0	0	0	12
at Illinois (1/31)	0-0	0-0	0-0	0-0	0	0	0	0	0	1	0	6
Michigan (2/5)	1-1	0-0	0-0	1-0	1	0	2	1	1	0	0	9
Penn State (2/8)	0-0	0-0	0-0	0-0	0	1	0	0	0	0	0	8
at Ohio State (2/11)	0-0	0-0	0-0	0-0	0	1	0	0	0	0	0	2
Wisconsin (2/16)	0-1	0-0	0-0	1-1	2	0	1	1	0	0	0	19
at Purdue (2/19)	0-1	0-0	0-0	0-0	0	0	1	1	0	0	0	13
at Minnesota (2/22)	0-0	0-0	0-0	0-1	1	0	0	0	0	0	0	9
Nebraska (2/25)	0-2	0-0	0-0	0-1	1	0	0	2	0	0	0	12
at Indiana (2/28)	0-1	0-1	0-0	1-0	1	2	0	0	0	0	0	10
Ohio State (3/4)	0-0	0-0	0-0	0-0	0	2	0	1	0	0	0	15
vs. Iowa (3/8)	1-4	0-1	0-0	1-2	3	2	0	0	1	1	0	16
vs. Wisconsin (3/10)	0-1	0-0	0-0	0-0	0	0	1	0	1	0	0	23
vs. Ohio State (3/11)	2-2	0-0	0-0	1-2	3	4	0	0	0	0	0	17
vs. LIU Brooklyn (3/16)	2-2	0-0	0-0	0-1	1	3	4	2	0	0	0	15
vs. Saint Louis (3/18)	0-0	0-0	0-0	0-0	0	3	0	0	1	0	0	16
vs. Louisville (3/22)	0-1	0-0	0-0	0-0	0	0	0	0	0	0	0	4

## DERRICK NIX

## 2009-10 GAME-BY-GAME STATS

OPPONENT	FG	3FG	FT	O-D	REB	PF	PTS	AST	TO	BLK	STL	MIN
Florida Gulf Coast (11/13)	5-7	0-0	1-5	8-6	14	1	11	0	0	0	0	15
Gonzaga (11/17)	2-5	0-0	0-4	1-1	5	0	4	0	1	3	0	16
Toledo (11/20)	0-2	0-0	0-6	3-2	5	0	0	0	1	1	0	14
Valparaiso (11/22)	1-2	0-0	0-1	0-1	1	0	2	0	0	0	0	6
vs. Florida (11/27)	0-0	0-0	0-0	0-1	1	0	0	1	1	0	0	4
vs. UMass (11/28)	2-2	0-0	0-0	0-0	0	0	4	0	0	0	0	8
at North Carolina (12/1)	0-0	0-0	0-0	0-0	0	1	0	0	0	0	0	2
Wofford (12/4)	0-0	0-0	0-2	0-0	0	1	0	1	1	0	0	5
at The Citadel (12/7)	1-1	0-0	0-2	0-1	1	0	2	0	0	1	0	5
Oakland (12/10)	2-3	0-0	1-3	0-3	3	1	5	1	0	1	0	12
IPFW (12/15)	0-1	0-0	1-4	0-2	0	1	0	1	0	0	0	6
at Texas (12/22)	2-4	0-0	0-1	0-1	1	0	4	0	0	0	1	12
UT Arlington (12/30)	1-1	0-0	1-1	0-1	1	0	3	1	1	0	0	8
at Northwestern (1/2)	0-0	0-0	0-1	1-2	3	2	0	0	0	0	0	4
Wisconsin (1/6)	* 0-2	0-0	0-2	2-0	2	1	0	0	0	0	0	11
at Iowa (1/9)	* 2-3	0-0	1-2	1-0	1	2	5	0	1	0	0	9
Minnesota (1/13)	* 0-3	0-0	1-2	3-3	6	0	1	1	0	0	0	10
Illinois (1/16)	* 0-0	0-0	0-0	0-1	1	1	0	0	0	1	0	10
Iowa (1/20)	1-3	0-0	0-1	1-1	2	0	2	0	0	0	0	7
at Minnesota (1/23)	0-0	0-0	1-2	0-0	0	1	0	0	0	0	0	5
at Michigan (1/26)	0-1	0-0	0-0	1-0	1	0	0	0	0	0	0	1
Northwestern (1/30)	0-0	0-0	0-0	0-0	0	2	0	0	0	0	1	5
at Illinois (2/6)	* 0-1	0-0	0-0	0-0	0	2	0	0	0	0	0	4
Purdue (2/9)	0-0	0-0	1-2	0-0	0	1	0	0	0	0	0	10
at Penn State (2/13)	* 2-2	0-0	0-0	0-4	4	1	4	0	1	1	0	2
at Indiana (2/16)	* 3-4	0-0	0-0	0-3	3	0	6	0	0	0	0	10
Ohio State (2/21)	0-0	0-0	0-0	0-0	0	0	0	0	0	0	0	2
at Purdue (2/28)	* 3-6	0-0	1-1	0-2	2	0	7	1	1	0	0	9
Penn State (3/4)	* 1-2	0-0	0-0	1-2	3	0	2	0	0	0	0	10
Michigan (3/7)	* 2-3	0-0	0-0	0-2	2	1	4	1	1	0	1	10
vs. Minnesota (3/12)	* 1-1	0-0	0-0	2-0	2	1	2	0	1	0	0	8
vs. New Mexico St. (3/19)	* 0-2	0-0	2-2	1-2	3	0	2	0	1	0	0	5
vs. Maryland (3/21)	* 3-6	0-0	2-4	4-0	4	1	8	0	0	0	0	15
vs. Northern Iowa (3/26)	* 0-1	0-0	0-0	0-0	1	1	0	0	0	1	0	3
vs. Tennessee (3/28)	* 1-1	0-0	0-0	1-0	1	1	2	0	0	0	0	13
vs. Butler (4/3)	* 0-0	0-0	0-0	1-0	1	0	0	1	0	0	0	5

## 2010-11 GAME-BY-GAME STATS

OPPONENT	FG	3FG	FT	O-D	REB	PF	PTS	AST	TO	BLK	STL	MIN
Eastern Michigan (11/12)	0-2	0-0	2-6	1-3	4	1	2	0	0	1	0	15
South Carolina (11/16)	0-0	0-0	0-2	0-1	1	0	0	1	0	0	1	4
Tennessee Tech (11/28)	0-0	0-0	0-0	0-1	1	1	0	1	0	0	3	5
at Duke (12/1)	0-0	0-0	0-0	1-2	1	0	1	2	1	0	0	8
Bowling Green (12/4)	0-1	0-0	0-0	2-0	2	1	0	0	2	0	0	5
vs. Syracuse (12/7)	1-1	0-0	1-1	0-1	1	0	3	0	0	1	1	12
vs. Oakland (12/7)	0-0	0-0	1-2	2-3	5	1	0	0	0	0	0	9
Prairie View A&M (12/18)	1-2	0-0	2-3	0-1	1	3	0	0	0	0	0	11
Texas (12/22)	1-1	0-0	1-1	2-2	4	1	3	0	0	0	0	12
Mississippi (12/31)	0-0	0-0	2-4	1-2	2	0	2	0	0	0	0	4
at Penn State (1/8)	2-4	0-0	2-2	2-3	5	2	6	0	1	1	0	11
Wisconsin (1/11)	0-0	0-0	0-0	0-0	0	0	0	0	0	0	0	5
Northwestern (1/15)	2-3	0-0	1-2	0-2	2	0	5	0	0	0	0	6
at Illinois (1/18)	2-3	0-0	2-4	3-3	6	3	1	1	0	0	0	11
at Purdue (1/22)	1-1	0-0	0-0	2-0	2	0	2	0	0	0	0	5
Michigan (1/27)	0-0	0-0	0-0	0-0	0	1	0	0	0	0	0	6
Alabama (1/30)	3-5	0-0	3-3	9	9	3	2	1	0	0	0	23
at Wake (2/2)	* 0-0	0-0	2-5	0-0	5	0	12	0	0	0	0	10
at Wisconsin (2/6)	* 0-0	0-0	0-0	0-0	0	2	0	0	0	0	0	7
Penn State (2/10)	0-0	0-0	0-0	1-0	1	0	0	0	1	0	0	3
at Ohio State (2/15)	3-3	0-0	1-1	1-0	1	3	7	0	2	0	0	11
Illinois (2/19)	0-2	0-0	0-2	2-1	3	2	0	0	2	1	1	9
at Minnesota (2/22)	0-1	0-0	0-0	0-0	0	1	0	0	2	0	0	4
Purdue (2/27)	1-1	0-0	0-0	0-0	0	0	2	0	0	0	0	2
Iowa (3/2)	2-2	0-0	5-5	2-0	2	0	9	0	0	0	1	9
at Michigan (3/5)	0-1	0-0	0-0	0-1	0	0	0	0	0	0	0	9
vs. Iowa (3/10)	0-0	0-0	0-0	0-1	1	2	0	0	1	1	5	5
vs. Purdue (3/11)	0-0	0-0	3-6	0-0	0	2	3	1	1	0	0	10
vs. Penn State (3/12)	1-2	0-0	0-0	2-1	3	0	2	0	0	0	0	11
vs. UCLA (3/17)	1-1	0-0	0-0	1-0	1	2	0	2	2	1	0	0





# GAME-BY-GAME STATS

OPPONENT	FG	3FG	FT	O-D	REB	PF	PTS	AST	BLK	STL	MIN
Bowling Green (12/17)	5-13	0-0	4-6	3-4	7	0	14	1	1	0	20
UMKC (12/19)	3-3	0-0	0-0	1-2	3	0	6	1	1	2	11
Lehigh (12/22)	3-6	0-0	0-0	1-1	2	6	1	2	0	0	16
Indiana (12/28)	6-9	0-0	2-2	3-3	3	14	0	2	0	1	23
at Nebraska (12/31)	4-7	0-0	0-1	3-4	7	0	8	1	1	0	20
at Wisconsin (1/3)	4-8	0-0	0-0	3-1	4	0	8	0	0	1	25
Iowa (1/10)	4-6	0-0	2-4	3-1	4	3	10	2	0	2	18
at Northwestern (1/14)	2-4	0-0	1-1	1-3	4	3	5	1	2	1	16
at Michigan (1/17)	6-9	0-0	1-1	2-1	3	0	13	1	1	0	24
Purdue (1/21)	5-7	0-0	2-4	1-3	4	1	12	2	0	0	17
Minnesota (1/25)	3-5	0-0	2-4	0-3	3	2	8	0	2	0	17
at Illinois (1/31)	1-6	0-0	1-2	1-2	3	3	3	1	1	0	24
Michigan (2/5)	3-8	0-0	0-0	3-3	6	3	6	0	1	0	23
Penn State (2/8)	1-2	0-0	0-1	0-1	1	2	2	0	2	0	14
at Ohio State (2/11)	3-8	0-0	0-0	0-1	1	2	6	2	2	0	19
Wisconsin (2/16)	5-7	0-0	2-2	2-0	2	0	12	0	2	0	19
at Purdue (2/19)	6-8	0-0	0-1	1-3	4	1	12	1	1	0	25
at Minnesota (2/22)	3-7	0-0	2-4	0-2	2	1	8	0	0	0	15
Nebraska (2/25)	2-3	0-0	1-1	1-2	3	1	5	5	1	0	2
at Indiana (2/28)	2-7	0-0	1-2	1-3	4	1	5	0	2	0	26
Ohio State (3/4)	4-6	0-0	3-4	1-1	2	3	11	1	2	2	21
vs. Iowa (3/9)	4-7	0-0	3-6	1-3	4	2	8	1	0	0	14
vs. Wisconsin (3/10)	4-7	0-0	1-1	2-2	3	1	9	0	0	1	21
vs. Ohio State (3/11)	4-5	0-0	2-3	1-1	2	1	10	3	0	1	21
vs. LIU Brooklyn (3/16)	8-13	0-0	2-4	5-3	8	1	18	1	3	0	20
vs. Saint Louis (3/18)	4-5	0-0	2-2	0-1	1	2	10	1	3	0	15
vs. Louisville (3/22)	2-6	0-0	0-0	1-3	4	0	4	0	1	1	0

## ADREIAN PAYNE

### 2010-11 GAME-BY-GAME STATS

OPPONENT	FG	3FG	FT	O-D	REB	PF	PTS	AST	BLK	STL	MIN
Eastern Michigan (11/12)	5-8	0-1	0-3	2-5	7	4	10	0	3	1	14
South Carolina (11/16)	2-2	0-0	1-2	3-4	7	2	5	0	2	0	10
vs. Chattanooga (11/22)	0-1	0-0	0-0	0-1	1	3	0	0	1	0	7
vs. Connecticut (11/23)	0-2	0-0	0-0	0-1	2	0	0	0	0	1	6
vs. Washington (11/24)	0-0	0-0	0-0	0-1	1	1	0	0	2	2	6
Tennessee Tech (11/28)	1-1	0-0	1-2	2-1	3	2	3	1	2	1	9
at Duke (12/1)	2-2	0-0	1-2	3-3	6	0	5	1	2	0	17
Bowling Green (12/4)	1-3	0-0	2-4	2-4	6	1	4	0	0	2	15
vs. Syracuse (12/7)	0-0	0-0	1-2	0-0	0	1	1	0	1	0	5
vs. Oakland (12/11)	0-0	0-0	1-2	0-0	0	1	1	0	0	2	4
Prairie View A&M (12/18)	1-5	0-0	1-2	0-1	1	2	3	1	0	2	15
Texas (12/22)	* 1-2	0-0	0-0	2-0	2	4	2	1	1	1	9
Minnesota (12/31)	1-2	0-0	0-0	0-0	0	1	2	0	0	2	7
at Northwestern (1/3)	1-1	0-0	0-0	0-2	2	0	2	0	0	2	5
at Penn State (1/8)	0-0	0-0	1-2	1-0	1	2	1	0	1	0	2
Wisconsin (1/11)	2-3	0-0	0-0	1-2	3	0	4	0	1	0	11
Northwestern (1/15)	0-0	0-0	0-0	0-0	0	1	0	0	1	0	8
at Illinois (1/18)	* 1-3	0-0	0-0	2-2	4	0	2	0	0	1	10
at Purdue (1/22)	1-2	0-0	0-0	0-0	0	0	2	0	0	1	6
Michigan (1/27)	0-0	0-0	0-0	0-0	0	0	0	0	0	0	9
Indiana (1/30)	0-0	0-0	0-0	0-0	0	1	0	0	0	0	2
at Iowa (2/2)	1-1	0-0	2-4	1-1	2	0	4	0	1	0	15
at Wisconsin (2/6)	0-2	0-0	0-0	2-1	3	2	0	0	1	0	12
Penn State (2/10)	1-2	0-0	0-0	1-0	1	1	2	0	1	2	8
at Ohio State (2/15)	4-7	0-0	2-3	0-2	2	2	10	0	0	0	11
Illinois (2/19)	1-1	0-0	0-0	0-2	2	0	2	0	1	1	9
at Minnesota (2/22)	2-2	0-0	0-1	1-1	2	3	4	0	0	3	12
Purdue (2/27)	1-3	0-0	0-0	0-4	4	0	2	0	1	1	17
Iowa (3/2)	3-8	0-0	2-3	1-5	6	4	8	1	0	0	16
at Michigan (3/5)	0-0	0-0	0-0	0-0	1	0	0	0	1	0	2
vs. Iowa (3/10)	* 2-4	0-0	2-3	2-1	3	0	6	0	0	1	8
at Purdue (3/13)	* 0-2	0-0	0-0	0-0	0	0	0	0	0	0	7
vs. Penn State (3/12)	* 0-1	0-0	0-0	0-0	0	0	0	0	1	1	7
vs. UCLA (3/17)	* 0-2	0-0	0-0	1-3	4	4	0	0	0	2	8

### 2011-12 GAME-BY-GAME STATS

OPPONENT	FG	3FG	FT	O-D	REB	PF	PTS	AST	BLK	STL	MIN
vs. North Carolina (11/11)	* 3-3	0-0	4-5	2-1	2	10	0	0	0	0	11
vs. Duke (11/15)	* 1-5	0-0	0-0	3-9	12	5	2	2	2	1	26
Texas Southern (11/18)	* 4-5	0-0	2-2	4-6	10	0	10	1	2	2	20
UALR (11/20)	* 1-3	0-0	4-8	3-2	5	2	6	0	1	2	19
Milwaukee (11/23)	* 2-2	0-0	2-2	0-3	3	4	6	0	1	0	11
at Eastern Mich. (11/27)	5-8	0-0	2-4	2-6	8	1	12	0	2	0	16
Florida State (11/30)	* 1-3	0-0	1-1	0-1	1	1	3	0	1	1	23
Nebraska Omaha (12/4)	* 4-5	0-0	2-2	1-1	3	3	10	2	1	1	19
Central Conn. State (12/7)	* 2-4	0-0	2-2	1-2	3	3	6	0	2	0	8
at Gonzaga (12/10)	* 4-6	0-0	1-2	1-2	3	3	9	1	0	2	24
Bowling Green (12/17)	* 2-5	0-0	2-5	1-3	4	2	6	0	1	2	20
UMKC (12/19)	* 3-3	0-0	5-8	1-1	2	2	11	0	1	0	20
Lehigh (12/22)	* 2-3	0-0	2-3	1-4	5	5	7	1	0	2	17
Iowa (12/28)	* 3-4	0-0	2-2	2-0	2	3	8	0	2	0	15
at Nebraska (12/31)	* 2-4	0-0	1-1	2-3	5	4	5	0	1	0	18
at Wisconsin (1/3)	* 2-3	0-0	0-0	0-1	1	4	4	0	1	1	17
Iowa (1/10)	* 1-2	0-0	1-2	2-4	6	2	3	0	2	1	17
at Northwestern (1/14)	* 1-3	0-0	3-6	1-0	1	2	5	0	0	0	11
at Michigan (1/17)	* 2-3	0-0	0-0	0-1	1	1	4	1	0	0	14

OPPONENT	FG	3FG	FT	O-D	REB	PF	PTS	AST	BLK	STL	MIN
Purdue (1/21)	* 3-5	0-0	3-4	0-3	3	3	9	0	1	1	0
Minnesota (1/25)	* 4-6	0-0	0-1	0-5	5	2	8	1	1	1	24
at Illinois (1/31)	* 3-10	1-1	0-0	4-1	5	1	7	0	0	0	16
Michigan (2/5)	* 2-4	0-0	1-2	1-2	3	3	5	0	1	1	15
Penn State (2/8)	* 3-7	0-0	6-8	2-3	5	2	12	1	3	0	21
at Ohio State (2/11)	* 6-6	0-0	3-4	3-1	4	4	15	0	1	2	20
Wisconsin (2/16)	* 1-5	0-0	0-0	0-2	2	2	2	0	0	0	18
at Purdue (2/19)	* 1-4	0-0	0-0	2-2	4	2	0	0	3	1	13
Minnesota (2/22)	* 2-3	0-0	2-2	2-3	5	4	6	1	1	1	25
Nebraska (2/25)	* 2-3	0-1	0-0	1-2	3	0	4	1	0	1	20
at Indiana (2/28)	* 1-2	0-0	0-0	1-1	2	2	2	0	1	1	10
Ohio State (3/4)	* 2-4	0-0	4-4	2-3	5	1	8	0	3	4	18
vs. Iowa (3/9)	* 7-8	0-0	2-3	3-4	7	3	16	0	1	1	20
vs. Wisconsin (3/10)	* 2-7	0-0	2-2	1-2	3	0	6	0	1	0	14
vs. Ohio State (3/11)	* 3-3	0-0	0-0	1-4	5	2	6	0	2	4	19
vs. LIU Brooklyn (3/16)	* 8-11	0-0	0-0	4-3	7	1	16	1	0	0	18
vs. Saint Louis (3/18)	* 2-6	0-0	0-0	0-7	7	1	4	1	1	1	25
vs. Louisville (3/22)	* 1-4	0-0	2-2	1-3	4	2	4	0	1	2	1

## TRAVIS TRICE

### 2011-12 GAME-BY-GAME STATS

OPPONENT	FG	3FG	FT	O-D	REB	PF	PTS	AST	BLK	STL	MIN
vs. North Carolina (11/11)	1-8	0-4	2-2	0-1	1	4	4	3	1	0	3
vs. Duke (11/15)	2-3	1-2	2-2	0-0	0	3	7	0	4	0	20
Texas Southern (11/18)	4-7	3-6	0-2	0-5	5	2	11	0	2	0	20
UALR (11/20)	2-4	2-3	0-0	0-2	2	1	6	2	2	0	3
Milwaukee (11/23)	2-4	1-2	2-4	0-4	4	1	7	2	1	1	0
at Eastern Mich. (11/27)	0-3	0-2	0-2	0-3	3	2	0	1	2	0	3
Florida State (11/30)	1-4	1-3	0-0	0-0	0	3	2	2	0	1	27
Nebraska Omaha (12/4)	2-5	2-5	0-0	0-3	3	1	6	3	1	0	15
Central Conn. State (12/7)	6-8	4-4	0-3	0	3	1	20	5	1	0	22
at Gonzaga (12/10)	1-6	1-2	1-4	0-1	1	1	4	3	4	0	1
Bowling Green (12/17)	1-4	1-2	0-0	0-2	2	3	2	4	1	1	21
UMKC (12/19)	3-5	2-3	0-0	0-1	1	3	8	2	1	0	0
Lehigh (12/22)	1-3	1-2	3-4	1-3	4	2	6	5	1	0	17
Indiana (12/28)	0-2	0-2	0-0	0-0	0	2	0	0	1	0	16
at Nebraska (12/31)	1-3	0-2	0-0	0-1	1	4	2	1	0	0	12
at Wisconsin (1/3)	0-0	0-1	0-0	0-2	2	1	0	2	0	0	0
Iowa (1/10)	3-4	2-3	2-2	0-2	2	2	10	0	0	0	16
at Northwestern (1/14)	3-6	1-2	0-0	1-2	3	2	7	4	1	0	23
at Michigan (1/17)	1-3	1-1	0-0	0-1	1	2	3	0	1	0	0
Purdue (1/21)	2-3	0-1	1-2	0-0	0	3	5	4	1	0	16
at Illinois (1/31)	2-6	1-3	0-0	0-0	0	5	1	2	0	0	22
Michigan (2/5)	1-3	1-3	0-0	0-0	0	3	0	0	0	0	14
Penn State (2/8)	2-6	1-3	0-0	1-2	3	3	5	1	1	0	19
at Ohio State (2/11)	0-2	0-2	0-0	0-4	2	0	2	1	0	0	12
at Indiana (2/28)	1-4	0-2	0-0	1-1	1	2	0	0	0	0	8
Ohio State (3/4)	0-0	0-0	0-0	0-1	1	2	0	2	0	0	6
vs. Iowa (3/9)	3-6	3-4	0-0	0-2	2	1	9	3	0	1	24
vs. Wisconsin (3/12)	0-1	0-0	0-0	0-0	2	2	0	0	0	0	1
vs. Ohio State (3/11)	1-3	1-2	0-0	0-0	0	0	0	0	0	1	10
vs. LIU Brooklyn (3/16)	1-3	0-1	2-2	0-4	4	3	4	1	0	1	17
vs. Saint Louis (3/18)	0-1	0-1	0-0	0-1	1	1	0	0	1	0	16
vs. Louisville (3/22)	0-1	0-1	0-0	1-2	1	0	3	0	1	0	2

NATION'S BEST SIX FINAL FOUR APPEARANCES IN 14 YEARS



**2011-12 SEASON IN REVIEW**

**2012-13 MICHIGAN STATE BASKETBALL**

# 2011-12 RESULTS



DATE	OPPONENT	MSU-OPP	SITE	ATTEND.
Nov. 11	& #1 North Carolina	55-67	Coronado, Calif.	8,111
Nov. 15	+ #6 Duke	69-74	New York, N.Y.	19,979
Nov. 18	<b>TEXAS SOUTHERN</b>	76-41	<b>EAST LANSING</b>	14,797
Nov. 20	<b>UALR</b>	69-47	<b>EAST LANSING</b>	14,797
Nov. 23	<b>MILWAUKEE</b>	68-55	<b>EAST LANSING</b>	14,797
Nov. 27	Eastern Michigan	72-40	Ypsilanti, Mich.	3,711
Nov. 30	% <b>FLORIDA STATE</b>	65-49	<b>EAST LANSING</b>	14,797
Dec. 4	<b>NEBRASKA-OMAHA</b>	110-68	<b>EAST LANSING</b>	14,797
Dec. 7	<b>CENTRAL CONN.</b>	89-69	<b>EAST LANSING</b>	14,797
Dec. 10	#23 Gonzaga	74-67	Spokane, Wash.	6,000
Dec. 17	<b>BOWLING GREEN</b>	74-60	<b>EAST LANSING</b>	14,797
Dec. 19	<b>UMKC</b>	89-54	<b>EAST LANSING</b>	14,797
Dec. 22	<b>LEHIGH</b>	90-81	<b>EAST LANSING</b>	14,797
Dec. 28	#13 <b>INDIANA</b>	80-65	<b>EAST LANSING</b>	14,797
Dec. 31	Nebraska	68-55	Lincoln, Neb.	10,679
Jan. 3	#18 Wisconsin	63-60, OT	Madison, Wis.	17,230
Jan. 10	<b>IOWA</b>	95-61	<b>EAST LANSING</b>	14,797
Jan. 14	Northwestern	74-81	Evanston, Ill.	8,117
Jan. 17	#20 Michigan	59-60	Ann Arbor, Mich.	12,721
Jan. 21	<b>PURDUE</b>	83-58	<b>EAST LANSING</b>	14,797
Jan. 35	<b>MINNESOTA</b>	68-52	<b>EAST LANSING</b>	14,797
Jan. 31	Illinois	41-42	Champaign, Ill.	15,629
Feb. 5	#23 <b>MICHIGAN</b>	64-54	<b>EAST LANSING</b>	14,797
Feb. 8	<b>PENN STATE</b>	77-57	<b>EAST LANSING</b>	14,797
Feb. 11	#2 Ohio State	58-48	Columbus, Ohio	18,809
Feb. 16	#15 <b>WISCONSIN</b>	69-55	<b>EAST LANSING</b>	14,797
Feb. 19	Purdue	76-62	West Lafayette, Ind.	14,736
Feb. 22	Minnesota	66-61	Minneapolis, Minn.	13,331
Feb. 25	<b>NEBRASKA</b>	62-34	<b>EAST LANSING</b>	14,797
Feb. 28	#18 Indiana	55-70	Bloomington, Ind.	17,280
March 4	#10 <b>OHIO STATE</b>	70-72	<b>EAST LANSING</b>	14,797
March 9	\$ Iowa	92-75	Indianapolis, Ind.	16,264
March 10	\$ #14 Wisconsin	74-56	Indianapolis, Ind.	18,381
March 11	\$ #7 Ohio State	68-64	Indianapolis, Ind.	17,125
March 16	^ LIU Brooklyn	89-67	Columbus, Ohio	17,464
March 18	^ Saint Louis	65-61	Columbus, Ohio	17,425
March 22	^ #17 Louisville	44-57	Phoenix, Ariz.	14,913

## HOME GAMES IN BOLD CAPS

& - Carrier Classic

+ - Champions Classic

% - Big Ten/ACC Challenge

\$ - Big Ten Tournament

^ - NCAA Tournament

## 2011-12 Attendance

### HOME

266,346 in 18 games - 14,797 avg.

### ROAD

138,243 in 11 games - 12,568 avg.

### NEUTRAL

131,952 in 8 games - 16,494 avg.

### TOTAL

536,541 in 37 games - 14,501 avg.





## 2011-12 BOX SCORES

#1

#1/1 North Carolina . . . . . 67  
 Michigan State . . . . . 55  
 Nov. 11, 2011 • Coronado, Calif. • USS Carl Vinson

Michigan State	FG	3FG	FT	O-D-R	PF	PTS	A	TO	B	S	MIN
Keith Appling, g	2-7	1-4	0-0	0-0-0	5	5	0	4	1	0	19
Branden Dawson, g	4-10	0-1	2-2	4-3-7	1	10	1	2	2	2	35
Brandon Wood, g	3-9	1-4	0-0	0-1-1	1	7	1	0	0	0	22
Adreian Payne, c	3-3	0-0	4-6	2-1-3	2	10	0	0	0	0	11
Draymond Green, f	6-19	0-2	1-3	7-11-18	4	13	2	5	0	0	38
Russell Byrd	0-0	0-0	0-0	0-0-0	0	0	0	0	0	0	2
Alex Gauna	0-2	0-0	0-0	0-0-0	3	0	0	0	0	0	12
Austin Thornton	0-7	0-5	0-0	1-2-3	1	0	1	2	0	1	24
Travis Trice	1-8	0-4	2-2	0-1-1	4	4	3	1	0	3	20
Derrick Nix	3-7	0-0	0-0	5-4-9	4	6	0	1	0	0	17
Team				5-2-7							
<b>Totals</b>	<b>22-72</b>	<b>2-20</b>	<b>9-13</b>	<b>24-25-49</b>	<b>25</b>	<b>55</b>	<b>8</b>	<b>15</b>	<b>3</b>	<b>7</b>	<b>200</b>

<b>Total FG%</b>	1st: 10-36 (27.8%)	2nd: 12-36 (33.3%)	Game: 30.6%
<b>3-Pt FG%</b>	1st: 1-9 (11.1%)	2nd: 1-11 (9.1%)	Game: 10.0%
<b>F Throw%</b>	1st: 4-7 (57.1%)	2nd: 5-6 (83.3%)	Game: 69.2%

North Carolina	FG	3FG	FT	O-D-R	PF	PTS	A	TO	B	S	MIN
John Henson, f	6-10	0-0	0-1	2-5-7	3	12	2	2	9	0	31
Harrison Barnes, f	5-11	2-5	5-7	2-3-5	0	17	2	1	1	0	31
Tyler Zeller, f	3-8	0-0	3-6	1-5-6	1	9	0	3	0	2	31
Dexter Strickland, g	4-7	0-0	2-3	1-1-2	1	10	5	1	0	2	33
Kendall Marshall, g	2-6	0-3	2-2	0-4-4	3	6	5	5	0	1	33
Stillman White	0-0	0-0	3-4	0-0-0	0	3	0	0	0	0	1
Desmond Hubert	0-0	0-0	0-0	0-0-0	0	0	0	0	0	0	1
P.J. Hairston	1-1	1-1	0-0	0-3-3	1	3	0	0	0	0	9
Justin Watts	0-0	0-0	0-0	0-0-0	1	0	0	0	0	0	1
Patrick Crouch	0-1	0-0	0-0	0-0-0	0	0	0	0	0	0	0
Reggie Bullock	1-3	1-3	0-0	0-1-1	0	3	0	0	0	1	12
James Michael McAdoo	2-4	0-0	0-0	0-3-3	4	4	0	2	1	0	17
Team				2-1-3							
<b>Totals</b>	<b>24-51</b>	<b>4-12</b>	<b>15-23</b>	<b>8-26-34</b>	<b>14</b>	<b>67</b>	<b>14</b>	<b>14</b>	<b>11</b>	<b>6</b>	<b>200</b>

<b>Total FG%</b>	1st: 13-26 (50.0%)	2nd: 11-25 (44.0%)	Game: 47.1%
<b>3-Pt FG%</b>	1st: 1-5 (20.0%)	2nd: 3-7 (42.9%)	Game: 33.3%
<b>F Throw%</b>	1st: 9-15 (60.0%)	2nd: 6-8 (75.0%)	Game: 65.2%

**Officials:** Mike Reed, Tony Greene, James Breeding

**Attendance:** 8,111

**Halftime Score:** UNC 36-25

**Key Moment:** MSU cut a 20-point deficit to 10 points late in the second half and had possession of the ball. But an errant shot on offense and three UNC offensive rebounds on the other side of the court led to a Harrison Barnes 3-pointer and MSU never got any closer than 10 after that.

**Notes:** Michigan State held a 49-34 advantage on the glass ... The Spartans grabbed 24 offensive rebounds, resulting in 24 second-chance points ... Draymond Green recorded his 19th career double-double with 13 points and a career-high 18 rebounds. It was the most rebounds by a Spartan since Goran Suton grabbed 20 vs. Oakland on Nov. 24, 2007 ... Branden Dawson grabbed seven rebounds, tying the fifth best effort in a Spartan freshman debut ... North Carolina turned 15 Spartan turnovers into 19 points ... UNC shot 47.1 percent from the field and 33.3 percent from 3-point range, compared to just 30.6 percent and 10.0 (2-of-20) percent from 3-point range for MSU ... Michigan State fell to 15-2 in season openers under Tom Izzo.



*The Carrier Classic was played outdoors on the flight deck of the USS Carl Vinson.*



*The island of the USS Carl Vinson provided a dramatic backdrop for the game.*



*Draymond Green led MSU with 13 points and a career-high 18 rebounds vs. UNC.*

# 2011-12 BOX SCORES



#2

#6/6 Duke . . . . . 74  
Michigan State . . . . . 69  
Nov. 15, 2011 • New York, N.Y. • Madison Square Garden

Michigan State	FG	3FG	FT	O-D-R	PF	PTS	A	T	B	S	MIN
Brandon Dawson, g	4-6	0-0	1-2	1-2-3	1	9	3	3	1	1	27
Draymond Green, f	4-15	0-4	2-4	1-6-7	4	10	2	5	1	4	39
Adreian Payne, c	1-6	0-0	0-0	3-9-12	5	2	0	2	2	1	26
Keith Appling, g	8-10	2-3	4-5	0-4-4	3	22	0	1	0	0	26
Brandon Wood, g	6-12	1-3	2-2	1-1-2	3	15	2	2	0	0	26
Russell Byrd	0-0	0-0	0-0	2-0-2	0	0	0	1	0	0	3
Alex Gauna	0-0	0-0	0-0	0-0-0	2	0	0	0	0	0	3
Brandon Kearney	0-0	0-0	2-3	0-0-0	1	2	0	1	0	1	2
Austin Thornton	0-0	0-0	0-0	0-0-0	2	0	0	0	0	0	16
Travis Trice	2-3	1-2	2-2	0-0-0	3	7	0	4	0	0	20
Derrick Nix	1-7	0-0	0-0	1-0-1	5	2	1	2	0	1	12
Team				0-1-1							
Totals	26-59	4-12	13-18	9-23-32	29	69	8	21	4	8	200
Total FG%	1st: 13-29 (44.8%)			2nd: 13-30 (43.3%)			Game: 44.1%				
3-Pt FG%	1st: 2-6 (33.3%)			2nd: 2-6 (33.3%)			Game: 33.3%				
F Throw%	1st: 5-6 (83.3%)			2nd: 8-12 (66.7%)			Game: 72.2%				

Duke	FG	3FG	FT	O-D-R	PF	PTS	A	T	B	S	MIN
Mason Plumlee, f	1-3	0-0	5-10	0-5-5	3	7	1	2	3	0	32
Miles Plumlee, c	0-1	0-0	1-2	2-2-4	3	1	0	2	0	0	14
Austin Rivers, g	1-7	0-2	3-5	0-1-1	4	5	1	2	0	1	23
Andre Dawkins, g	8-15	6-10	4-4	0-3-3	1	26	0	0	0	4	38
Seth Curry, g	4-7	2-5	10-12	0-7-7	3	20	4	3	1	4	38
Quinn Cook	0-0	0-0	0-0	0-0-0	1	0	0	0	0	0	2
Tyler Thornton	0-2	0-2	1-2	0-2-2	4	1	1	3	0	2	18
Josh Hairston	0-1	0-0	0-0	1-1-2	0	0	0	1	0	0	5
Ryan Kelly	3-3	2-2	6-6	1-3-4	2	14	1	2	1	1	30
Team				0-3-3				2			
Totals	17-39	10-21	30-41	4-27-31	21	74	8	17	5	12	200
Total FG%	1st: 9-22 (40.9%)			2nd: 8-17 (47.1%)			Game: 43.6%				
3-Pt FG%	1st: 6-11 (54.5%)			2nd: 4-10 (40.0%)			Game: 47.6%				
F Throw%	1st: 10-13 (76.9%)			2nd: 20-28 (71.4%)			Game: 73.2%				

Officials: Karl Hess, Ed Corbett, Terry Wymer  
Attendance: 19,797      Halftime Score: DU 34-33

**Key Moment:** Duke led 41-40 after a Keith Appling layup with 16:37 left. That's when Duke exploded with a 20-1 run taking a 61-41 lead that MSU could not overcome. The Spartans were 0-8 from the field during the run, including four missed layups.

**Notes:** Keith Appling scored a then-career-high 22 points, including 14 in the game's final 6:11 ... Adreian Payne grabbed a career-high 12 rebounds ... After scoring seven points in his Spartan debut, senior transfer Brandon Wood was MSU's second-leading scorer with 15 points ... MSU grabbed just nine offensive rebounds, but held a 10-1 advantage in second-chance points ... MSU held a 34-12 advantage in points in the paint ... Duke outscored Michigan State 30-12 from 3-point range.

#3

Michigan State . . . . . 76  
Texas Southern . . . . . 41  
Nov. 18, 2011 • East Lansing, Mich. • Breslin Center

Michigan State	FG	3FG	FT	O-D-R	PF	PTS	A	T	B	S	MIN
Adreian Payne, c	4-5	0-0	2-2	4-6-10	0	10	1	2	2	1	20
Keith Appling, g	2-6	2-6	0-0	0-4-4	3	6	4	2	1	1	29
Brandon Dawson, g	6-7	0-0	1-2	1-2-3	3	13	1	4	0	1	15
Draymond Green, f	5-11	2-3	0-0	2-10-12	1	12	6	1	0	1	28
Brandon Wood, g	1-7	1-4	2-2	0-1-1	1	5	2	2	0	1	19
Russell Byrd	1-4	1-4	2-3	0-0-0	0	5	3	1	0	1	12
Alex Gauna	3-5	0-0	0-1	0-2-2	2	6	0	1	0	0	13
Brandon Kearney	0-2	0-1	0-0	1-0-1	0	0	2	0	0	1	9
Austin Thornton	0-1	0-1	0-0	1-3-4	3	0	1	2	0	1	17
Dan Chapman	0-3	0-2	0-0	1-1-2	0	0	0	0	0	0	2
Keenan Wetzel	0-0	0-0	0-0	0-0-0	0	0	0	0	0	0	1
Travis Trice	4-7	3-6	0-2	0-5-5	2	11	0	2	0	2	20
Derrick Nix	3-3	0-0	2-4	2-1-3	3	8	2	1	0	0	12
Anthony Ianni	0-0	0-0	0-0	1-1-2	0	0	0	0	0	0	3
Team				0-1-1							
Totals	29-61	9-27	9-16	13-37-50	18	76	22	18	3	10	200

Total FG%	1st: 13-29 (44.8%)			2nd: 16-32 (50.0%)			Game: 47.5%				
3-Pt FG%	1st: 6-14 (42.9%)			2nd: 3-13 (23.1%)			Game: 33.3%				
F Throw%	1st: 2-4 (0.0%)			2nd: 9-14 (64.3%)			Game: 56.3%				
Texas Southern	FG	3FG	FT	O-D-R	PF	PTS	A	T	B	S	MIN
Dexter Ellington, g	1-8	1-4	1-2	0-1-1	1	4	0	0	0	0	17
Daniel King, g	0-1	0-0	0-0	0-1-1	0	0	0	0	1	0	13
L. Johnson-Danner, g	4-10	0-3	2-3	0-6-6	2	10	2	5	0	0	37
DeAngelo Scott, f	0-1	0-0	1-4	1-4-5	2	1	1	2	0	3	20
Aaron Clayborn, f	0-6	0-0	0-0	0-1-1	1	0	0	0	0	0	12
Patrick Onwenu	1-2	0-0	0-0	0-2-2	1	2	0	0	0	0	12
Fred Sturdivant	4-11	2-3	0-2	1-2-3	3	10	1	2	1	0	31
Omar Strong	3-10	3-9	3-4	0-2-2	3	12	1	3	0	1	30
DaQuan Joyner	1-2	0-0	0-1	0-2-2	3	2	0	1	0	1	17
Timothy Price	0-1	0-0	0-0	0-0-0	0	0	0	1	0	0	6
Madarious Gibbs	0-1	0-1	0-0	0-1-1	1	0	0	2	0	1	5
Team	3-0-3										
Totals	14-53	6-20	7-16	7-22-29	17	41	5	17	1	6	200

Officials: Mike Eades, Larry Scirott, Jim Schipper  
Attendance: 14,797      Halftime Score: MSU 32-12

**Key Moment:** MSU opened the game with a 12-1 run in the first 3:04. From there, the lead never got below eight and was in double figures for the final 29:56 of the game.

**Notes:** Adreian Payne recorded his first career double-double with 10 points and 10 rebounds, including six points and eight boards in the first half ... Draymond Green recorded his second double-double of the season with 12 points and a team-high 12 rebounds, while also leading the team with six assists ... Michigan State made more 3-pointers vs. Texas Southern (9) than it had made against North Carolina and Duke combined (6) ... Michigan State recorded its 35th straight victory in a home opener ... Michigan State held an impressive +21 advantage on the glass ... Michigan State out-scored Texas Southern, 38-10, in points in the paint, and 15-2 in second chance points ... Michigan State recorded 22 assists on 29 baskets.



## 2011-12 BOX SCORES

#4

Michigan State . . . . . 69  
**UALR** . . . . . 47  
 Nov. 20, 2011 • East Lansing, Mich. • Breslin Center

Michigan State	FG	3FG	FT	O-D-R	PF	PTS	A	T	B	S	MIN
Keith Appling, g	4-7	0-3	4-8	1-2-3	2	12	3	2	0	2	22
Branden Dawson, g	2-4	0-0	2-4	0-6-6	0	6	3	2	0	2	25
Brandon Wood, g	3-6	2-4	1-1	0-2-2	2	9	0	1	1	0	23
Adreian Payne, c	1-3	0-0	4-8	3-2-5	2	6	0	1	2	1	19
Draymond Green, f	2-8	0-3	5-6	1-9-10	3	9	4	3	1	2	33
Russell Byrd	0-5	0-5	1-2	0-1-1	2	1	0	0	0	0	10
Alex Gauna	1-1	0-0	1-2	0-1-1	2	3	0	2	0	0	5
Brandon Kearney	1-1	0-0	0-1	0-0-0	0	2	0	1	0	0	6
Austin Thornton	3-7	0-3	7-9	2-4-6	1	13	2	1	0	3	17
Travis Trice	2-4	2-3	0-0	0-2-2	1	6	2	2	0	3	19
Derrick Nix	1-1	0-0	0-0	0-2-2	1	2	0	1	1	1	20
Anthony Ianni	0-0	0-0	0-0	0-0-0	0	0	1	0	0	0	1
Team				0-2-2							
<b>Totals</b>	<b>20-47</b>	<b>4-21</b>	<b>25-41</b>	<b>7-33-40</b>	<b>16</b>	<b>69</b>	<b>15</b>	<b>16</b>	<b>5</b>	<b>14</b>	<b>200</b>

<b>Total FG%</b>	1st: 9-22 (40.9%)	2nd: 11-25 (44.0%)	Game: 42.6%
<b>3-Pt FG%</b>	1st: 3-9 (33.3%)	2nd: 1-12 (8.3%)	Game: 19.0%
<b>F Throw%</b>	1st: 11-16 (68.8%)	2nd: 14-25 (56.0%)	Game: 61.0%

UALR	FG	3FG	FT	O-D-R	PF	PTS	A	T	B	S	MIN
Tramar Sutherland, g	0-1	0-0	0-2	0-1-1	2	0	0	1	0	0	13
D'Andre Williams, g	3-10	1-4	2-3	1-5-6	4	9	2	4	0	3	34
Courtney Jackson, f	3-7	0-1	1-2	1-1-2	3	7	3	2	0	2	31
Chuck Guy, g	2-10	2-8	0-0	0-4-4	4	6	0	1	0	1	29
Michael Javes, f	2-7	0-0	0-0	1-4-5	5	4	0	3	0	1	23
Eric Lawton	1-2	0-1	2-2	0-1-1	0	4	0	1	0	0	14
Marlon Louzeiro	1-1	0-0	0-0	0-0-0	1	2	0	0	0	0	2
Reggie Fondren	1-1	0-0	0-0	0-0-0	0	2	0	0	1	0	1
Taggart Lockhart	0-0	0-0	0-0	0-1-1	2	0	0	1	0	0	4
Ben Dillard	0-2	0-1	0-0	0-0-0	1	0	1	1	0	1	11
James White	1-2	0-0	0-0	0-0-0	1	2	0	1	0	0	4
Will Neighbour	3-11	1-4	4-5	3-9-12	3	11	0	4	0	2	34
Team				1-3-4							
<b>Totals</b>	<b>17-54</b>	<b>4-19</b>	<b>9-14</b>	<b>7-29-36</b>	<b>26</b>	<b>47</b>	<b>6</b>	<b>19</b>	<b>2</b>	<b>9</b>	<b>200</b>

<b>Total FG%</b>	1st: 8-28 (28.6%)	2nd: 9-26 (34.6%)	Game: 31.5%
<b>3-Pt FG%</b>	1st: 1-7 (14.3%)	2nd: 3-12 (25.0%)	Game: 21.1%
<b>F Throw%</b>	1st: 5-7 (71.4%)	2nd: 4-7 (57.1%)	Game: 64.3%

**Officials:** Lamont Simpson, Eric Curry, Gerald Williams  
**Attendance:** 14,797 **Halftime Score:** MSU 32-22

**Key Moment:** With the game tied at 5, Michigan State took control with a 13-0 run to take an 18-5 lead with 11:28 remaining in the first half. After that, UALR never got closer than nine points.

**Notes:** For the first time in the season, MSU had fewer turnovers (16) than its opponent (19) ... Austin Thornton scored a then-career-high 13 points and recorded a career-best three steals ... MSU was out-rebounded, 20-17, and did not record an offensive rebound in the first half, but bounced back with seven in the second half and finished the game with a 40-36 advantage on the glass ... The Spartans were just 25-of-41 from the foul line as Keith Appling (4-8) missed as many foul shots (4) as he did all of his freshman season (34-38) ... MSU's defense recorded 14 steals, and held UALR to just 31.5 percent shooting, including 21.1 percent from 3-point range ... MSU held an 18-2 edge in fast-break points, and a 21-12 advantage in points off turnovers.

#5

Michigan State . . . . . 68  
**Milwaukee** . . . . . 55  
 Nov. 23, 2011 • East Lansing, Mich. • Breslin Center

Michigan State	FG	3FG	FT	O-D-R	PF	PTS	A	T	B	S	MIN
Keith Appling, g	2-7	1-3	3-4	1-3-4	2	8	2	3	0	2	29
Branden Dawson, g	2-3	0-0	1-6	2-2-4	2	5	1	2	0	0	18
Brandon Wood, g	2-5	1-4	1-2	3-3-6	1	6	4	3	0	0	26
Adreian Payne, c	2-2	0-0	2-2	0-3-3	4	6	0	1	0	0	11
Draymond Green, f	7-17	1-3	3-5	1-7-8	3	18	2	3	1	3	30
Russell Byrd	0-2	0-1	0-0	0-0-0	0	0	1	1	0	0	7
Alex Gauna	0-0	0-0	1-2	1-0-1	2	1	0	1	0	0	4
Brandon Kearney	0-0	0-0	0-0	0-0-0	1	0	0	0	0	0	5
Austin Thornton	2-2	0-0	6-6	1-3-4	2	6	1	1	0	1	22
Travis Trice	0-4	1-2	2-4	0-4-4	1	7	2	1	1	0	23
Derrick Nix	4-6	0-0	3-5	1-2-3	1	11	1	0	0	1	23
Anthony Ianni	0-0	0-0	0-0	0-1-1	0	0	0	0	0	1	2
Team				2-1-3							
<b>Totals</b>	<b>21-48</b>	<b>4-13</b>	<b>22-36</b>	<b>12-29-41</b>	<b>19</b>	<b>68</b>	<b>14</b>	<b>16</b>	<b>3</b>	<b>7</b>	<b>200</b>

<b>Total FG%</b>	1st: 11-26 (42.3%)	2nd: 10-22 (45.5%)	Game: 43.8%
<b>3-Pt FG%</b>	1st: 2-8 (25.0%)	2nd: 2-5 (40.0%)	Game: 30.8%
<b>F Throw%</b>	1st: 10-16 (62.5%)	2nd: 12-20 (60.0%)	Game: 61.1%

Milwaukee	FG	3FG	FT	O-D-R	PF	PTS	A	T	B	S	MIN
Ja'Rob McCallum, g	3-12	0-5	0-0	0-3-3	4	6	1	1	0	2	26
Kaylon Williams, g	6-11	2-5	0-2	1-3-4	4	12	3	4	0	3	27
Ryan Allen, g	1-3	0-1	3-4	2-2-4	4	5	2	4	0	0	30
Kyle Kelm, f	2-7	1-4	0-0	0-3-3	4	5	2	2	0	0	22
James Haarsma, f	5-7	1-3	2-4	5-8-8	3	13	1	1	0	0	32
Shaquille Boga	3-8	1-3	1-3	1-3-4	2	8	2	3	0	0	15
Paris Guley	0-1	0-1	0-0	0-1-1	2	0	0	0	0	0	10
Demetrius Harris	2-3	0-0	0-0	0-3-3	2	4	0	2	1	0	19
Evan Richard	0-2	0-2	0-0	0-0-0	2	0	0	1	0	0	10
Ryan Haggerty	0-3	0-1	0-0	1-0-1	2	0	0	0	0	0	8
Christian Wolf	0-0	0-0	0-0	0-0-0	0	0	0	0	0	0	1
Team				2-2-4							
<b>Totals</b>	<b>22-57</b>	<b>5-25</b>	<b>6-13</b>	<b>12-23-35</b>	<b>28</b>	<b>55</b>	<b>11</b>	<b>19</b>	<b>1</b>	<b>5</b>	<b>200</b>

<b>Total FG%</b>	1st: 11-28 (39.3%)	2nd: 11-29 (37.9%)	Game: 38.6%
<b>3-Pt FG%</b>	1st: 4-13 (30.8%)	2nd: 1-12 (8.3%)	Game: 20.0%
<b>F Throw%</b>	1st: 4-7 (57.1%)	2nd: 2-6 (33.3%)	Game: 46.2%

**Officials:** Ed Hightower, John Hughes, Todd Williams  
**Attendance:** 14,797 **Halftime Score:** MSU 34-30

**Key Moment:** Leading by just four points at the half, 34-30, Michigan State opened the second half on a 9-0 run to take a commanding 43-30 advantage.

**Notes:** Draymond Green scored a then-season-high 18 points ... The Spartan defense held Milwaukee to .200 shooting from 3-point range, allowing just five makes. The Panthers entered the game averaging 7 makes per contest on .341 shooting ... Derrick Nix scored in double figures (11 points) for just the third time in his career and the first time since Feb. 2, 2011 (vs. Iowa) ... With his 11 points, Nix became the eighth different Spartan to score in double figures.

# 2011-12 BOX SCORES



**#6** Michigan State . . . . . 72  
 Eastern Michigan . . . . . 40  
 Nov. 27, 2011 • Ypsilanti, Mich. • Convocation Center

Michigan State	FG	3FG	FT	O-D-R	PF	PTS	A	T	B	S	MIN
Draymond Green, f	6-13	0-2	2-3	3-10-13	2	14	3	2	1	1	29
Derrick Nix, f	3-5	0-0	0-0	1-3-4	2	6	0	4	1	0	20
Keith Appling, g	3-8	0-1	5-6	0-3-3	1	11	5	0	1	0	30
Brandon Dawson, g	3-5	0-0	0-0	2-1-3	1	6	1	2	1	1	21
Brandon Wood, g	4-6	1-3	0-0	0-2-2	1	9	1	2	0	2	25
Russell Byrd	1-2	1-2	0-0	1-1-2	0	3	1	1	0	2	11
Alex Gauna	2-3	0-0	1-1	1-1-2	0	5	0	0	1	0	6
Brandon Kearney	0-2	0-1	0-0	1-0-1	0	0	1	0	1	0	8
Adreian Payne	5-8	0-0	2-4	2-6-8	1	12	0	2	0	1	16
Austin Thornton	1-3	0-1	4-4	1-1-2	3	6	0	0	0	0	12
Dan Chapman	0-0	0-0	0-0	0-1-1	0	0	0	0	0	0	1
Travis Trice	0-3	0-2	0-2	0-3-3	2	0	1	2	0	3	18
Anthony Ianni	0-0	0-0	0-0	0-1-1	0	0	1	1	0	1	3
Team	2-2-4										
<b>Totals</b>	<b>28-58</b>	<b>2-12</b>	<b>14-20</b>	<b>14-35-49</b>	<b>14</b>	<b>72</b>	<b>14</b>	<b>16</b>	<b>6</b>	<b>11</b>	<b>200</b>

Total FG%	1st: 11-25 (44.0%)	2nd: 17-33 (51.5%)	Game: 48.3%
3-Pt FG%	1st: 1-6 (16.7%)	2nd: 1-6 (16.7%)	Game: 16.7%
F Throw%	1st: 2-4 (50.0%)	2nd: 12-16 (75.0%)	Game: 70.0%

Eastern Michigan	FG	3FG	FT	O-D-R	PF	PTS	A	T	B	S	MIN
Jamell Harris, f	2-10	0-0	0-0	2-5-7	3	4	0	0	4	0	35
Matt Balkema, f	1-3	0-0	0-2	0-0-0	1	2	0	2	0	0	16
J.R. Sims, g	6-15	0-6	2-3	1-1-2	4	14	2	4	0	1	37
Antonio Green, g	1-10	1-6	2-5	1-1-2	3	5	2	1	0	3	33
Darrell Lampley, g	1-6	1-4	0-0	0-1-1	2	3	3	5	0	0	23
Austin Harper	2-4	1-3	1-1	0-4-4	1	6	2	3	0	1	17
Antoine Chandler	0-1	0-1	0-0	0-1-1	1	0	0	1	0	0	3
Quintin Dailey	1-3	0-1	0-0	0-2-2	0	2	1	0	0	1	11
Anthony Strickland	0-1	0-1	0-0	1-0-1	1	0	0	1	0	0	1
Kamil Janton	2-3	0-0	0-2	4-1-5	3	4	0	1	0	1	24
Team	1-3-4										
<b>Totals</b>	<b>16-56</b>	<b>3-22</b>	<b>5-13</b>	<b>10-19-29</b>	<b>19</b>	<b>40</b>	<b>10</b>	<b>18</b>	<b>4</b>	<b>7</b>	<b>200</b>

Total FG%	1st: 6-30 (20.0%)	2nd: 10-26 (38.5%)	Game: 28.6%
3-Pt FG%	1st: 1-12 (8.3%)	2nd: 2-10 (20.0%)	Game: 13.6%
F Throw%	1st: 0-2 (0.0%)	2nd: 5-11 (45.5%)	Game: 38.5%

**Officials:** Mike Kitts, Glenn Mayborg, Larry Sciotto  
**Attendance:** 3,711 **Halftime Score:** MSU 25-13

**Key Moment:** Eastern Michigan scored the game's first basket, but MSU scored the next 10 points on five points from Brandon Wood, followed by five points from Adreian Payne. MSU never trailed by fewer than six after that.

**Notes:** Adreian Payne scored a then-career-high 12 points ... Keith Appling dished out a then-career-best five assists ... MSU held Eastern Michigan to 13.6 percent from 3-point range (3-of-22) ... After starting the same lineup for the season's first five games, Derrick Nix replaced Adreian Payne in MSU's starting five ... MSU out-rebounded Eastern Michigan by a narrow 21-19 margin in the first half, but controlled the glass by a 28-10 margin in the second half ... MSU held a 24-4 edge in second-chance points for the game ... MSU dominated points in the paint by a 46-16 margin.

**#7** Michigan State . . . . . 65  
 Florida State . . . . . 49  
 Nov. 30, 2011 • East Lansing, Mich. • Breslin Center

Michigan State	FG	3FG	FT	O-D-R	PF	PTS	A	T	B	S	MIN
Keith Appling, g	8-15	3-5	5-5	1-6-7	1	24	0	4	2	1	34
Brandon Dawson, g	1-3	0-0	0-0	0-0-0	0	2	1	2	0	0	19
Brandon Wood, g	5-11	2-6	4-7	2-8-10	2	16	5	0	0	1	32
Adreian Payne, c	1-3	0-0	1-1	0-1-1	1	3	0	1	1	1	23
Draymond Green, f	5-14	2-5	4-5	5-3-8	2	16	1	1	3	3	36
Russell Byrd	0-0	0-0	0-0	0-0-0	1	0	0	0	0	0	3
Alex Gauna	0-0	0-0	0-0	0-0-0	0	0	0	0	0	0	1
Austin Thornton	0-0	0-0	0-0	1-2-3	0	0	0	0	0	1	8
Travis Trice	1-4	1-3	0-0	0-0-0	3	3	2	2	0	1	27
Derrick Nix	0-2	0-0	1-2	2-0-2	1	1	2	2	2	2	17
Anthony Ianni	0-0	0-0	0-0	0-0-0	0	0	0	0	0	0	0+
Team	2-2-4										
<b>Totals</b>	<b>21-52</b>	<b>8-19</b>	<b>15-20</b>	<b>13-22-35</b>	<b>11</b>	<b>65</b>	<b>11</b>	<b>13</b>	<b>8</b>	<b>10</b>	<b>200</b>

Total FG%	1st: 10-25 (40.0%)	2nd: 11-27 (40.7%)	Game: 40.4%
3-Pt FG%	1st: 5-10 (50.0%)	2nd: 3-9 (33.3%)	Game: 42.1%
F Throw%	1st: 5-6 (83.3%)	2nd: 10-14 (71.4%)	Game: 75.0%

Florida State	FG	3FG	FT	O-D-R	PF	PTS	A	T	B	S	MIN
Luke Loucks, g	2-5	1-4	0-2	1-1-2	4	5	2	2	0	0	20
Michael Snaer, g	5-12	1-6	0-0	0-6-6	1	11	4	4	0	1	37
Bernard James, c	6-10	0-0	1-2	4-9-13	4	13	1	3	3	0	32
Xavier Gibson, f	2-4	0-1	0-0	1-1-2	4	4	0	4	1	0	21
Okaro White, f	3-9	1-3	0-0	1-2-3	3	7	1	1	0	0	32
Deividus Dulkys	0-5	0-4	0-0	0-1-1	1	0	0	0	1	1	23
Jeff Peterson	3-6	1-1	0-0	0-1-1	3	7	4	4	0	1	22
Terry Whisnant	0-1	0-1	0-0	0-0-0	0	0	0	0	0	0	1
Jon Kreft	0-2	0-0	2-2	1-1-2	1	2	1	0	0	0	12
Team	3-1-4										
<b>Totals</b>	<b>21-54</b>	<b>4-20</b>	<b>3-6</b>	<b>11-23-34</b>	<b>21</b>	<b>49</b>	<b>13</b>	<b>18</b>	<b>5</b>	<b>3</b>	<b>200</b>

Total FG%	1st: 12-28 (42.9%)	2nd: 9-26 (34.6%)	Game: 38.9%
3-Pt FG%	1st: 1-8 (12.5%)	2nd: 3-12 (25.0%)	Game: 20.0%
F Throw%	1st: 1-2 (50.0%)	2nd: 2-4 (50.0%)	Game: 50.0%

**Officials:** Ted Valentine, Mike Kitts, Bo Borowski  
**Attendance:** 14,797 **Halftime Score:** MSU 30-26

**Key Moment:** Florida State had rallied from a 12-point first-half deficit and an eight-point deficit early in the second to take a 40-39 lead with 11:52 remaining. The Spartans responded with a 12-2 run over the next four minutes, taking a 51-42 lead.

**Notes:** Keith Appling established a new career high with 24 points and equaled his career best with seven rebounds ... Brandon Wood recorded his second career double-double with 16 points (personal best as a Spartan) and a team-high 10 rebounds, adding a team-best five assists ... With a second-half tip-in, Draymond Green became the 42nd player in MSU history to score 1,000 career points. Green also moved into the MSU career Top 10 in rebounding ... The trio of Appling, Green and Wood out-scored Florida State, 56-49 ... Michigan State committed a season-low 13 turnovers, and out-scored Florida State, 18-8, in points off turnovers.

## 2011-12 BOX SCORES



Keith Appling's 24 points led all scorers in MSU's 65-49 win over Florida State in the Big Ten/ACC Challenge.



Brandon Wood knocked in 8-of-10 field goal attempts en route to a 20-point effort vs. Nebraska Omaha.

#8

Michigan State . . . . . 110  
Nebraska Omaha . . . . . 68  
Dec. 4, 2011 • East Lansing, Mich. • Breslin Center

Michigan State	FG	3FG	FT	O-D-R	PF	PTS	A	T	B	S	MIN
Keith Appling, g	5-6	1-2	2-2	1-8-9	2	13	7	0	0	0	23
Brandon Dawson, g	3-8	0-0	2-2	2-4-6	2	8	4	0	0	0	19
Brandon Wood, g	8-10	1-2	3-3	3-3-6	1	20	4	1	0	2	19
Adreian Payne, c	4-5	0-0	2-2	2-1-3	3	10	2	1	1	0	19
Draymond Green, f	10-18	2-3	1-1	4-6-10	3	23	4	2	0	1	24
Russell Byrd	2-4	1-3	0-0	1-1-2	3	5	1	0	0	1	13
Alex Gauna	4-6	0-0	0-0	1-0-1	1	8	0	0	2	0	12
Brandon Kearney	1-1	0-0	0-1	0-1-1	0	2	2	0	1	0	10
Austin Thornton	1-3	1-1	0-0	1-5-6	0	3	5	0	1	0	18
Dan Chapman	0-0	0-0	0-0	0-0-0	0	0	0	0	0	0	1
Keenan Wetzel	0-0	0-0	0-0	0-0-0	0	0	0	0	0	0	1
Travis Trice	2-5	2-5	0-0	0-3-3	1	6	3	1	0	0	15
Derrick Nix	5-8	0-0	0-0	1-4-5	2	10	3	3	0	2	20
Joe Sweeney	0-0	0-0	0-0	0-0-0	1	0	0	0	0	0	1
Colby Wollenman	0-0	0-0	0-0	0-0-0	0	0	0	2	0	0	1
Anthony Ianni	1-1	0-0	0-0	0-1-1	1	2	0	0	0	0	4
Team	1-0-1										
<b>Totals</b>	<b>46-75</b>	<b>8-16</b>	<b>10-11</b>	<b>17-37-54</b>	<b>20</b>	<b>110</b>	<b>35</b>	<b>10</b>	<b>5</b>	<b>6</b>	<b>200</b>

Total FG%	1st: 24-38 (63.2%)	2nd: 22-37 (59.5%)	Game: 61.3%
3-PT FG%	1st: 3-7 (42.9%)	2nd: 5-9 (55.6%)	Game: 50.0%
F Throw%	1st: 8-9 (88.9%)	2nd: 2-2 (100%)	Game: 90.9%

Nebraska Omaha	FG	3FG	FT	O-D-R	PF	PTS	A	T	B	S	MIN
CJ Carter, g	1-5	1-3	0-0	0-1-1	1	3	2	1	1	1	23
C. Steffensmeier, g	2-10	2-7	2-2	0-2-2	1	8	4	1	0	0	33
Mitch Albers, g	6-14	2-5	3-4	0-0-0	4	17	1	0	0	2	27
Alex Welhouse, f	3-8	2-5	1-2	0-2-2	0	9	1	2	0	0	28
John Karhoff, f	2-4	0-0	4-4	0-1-1	4	8	5	2	0	1	19
Jacques Coleman	0-0	0-0	3-4	0-0-0	1	3	0	0	0	0	2
Bill Freeman	1-1	0-0	0-0	0-0-0	0	2	0	0	0	1	3
Tyler Egli	1-5	1-2	0-0	0-0-0	0	3	2	0	0	0	13
Mitchell Farr	3-7	1-3	2-4	2-0-2	1	9	0	1	0	1	19
John Ring	1-2	0-0	0-2	0-1-1	1	2	1	0	0	0	11
Matt Hagerbaumer	2-2	0-0	0-0	1-5-6	1	4	2	1	1	1	22
Team	3-1-4										
<b>Totals</b>	<b>22-58</b>	<b>9-25</b>	<b>15-22</b>	<b>3-13-16</b>	<b>14</b>	<b>68</b>	<b>18</b>	<b>8</b>	<b>2</b>	<b>7</b>	<b>200</b>

Total FG%	1st: 10-34 (29.4%)	2nd: 12-24 (50.0%)	Game: 37.9%
3-PT FG%	1st: 2-12 (16.7%)	2nd: 7-13 (53.8%)	Game: 36.0%
F Throw%	1st: 4-6 (66.7%)	2nd: 11-16 (68.8%)	Game: 68.2%

Officials: Ted Hilary, D.J. Carstensen, Chris Beaver

Attendance: 14,797

Halftime Score: MSU 59-26

**Key Moment:** UNO scored the game's first basket, a 3-pointer, only to watch MSU respond with a 22-2 run.

**Notes:** Keith Appling notched a career best in rebounds (9), while his seven assists were also a personal best at the time ... MSU shot a regular-season-high percentage from the foul line (.909), with solid efforts from the field (.613) and the 3-point range (.500) ... MSU held a remarkable +38 rebound margin (54-16). The Spartans grabbed 17 offensive rebounds compared to just 13 defensive rebounds for the Mavericks ... MSU recorded 35 assists, tied for the second-best effort in school history ... Michigan State committed a season-low 10 turnovers ... Michigan State's 110 points tied the seventh best effort in school history and were the third-highest total of the Tom Izzo era.

# 2011-12 BOX SCORES



#9

Michigan State . . . . . 89  
Central Connecticut State . . . . . 69  
Dec. 7, 2011 • East Lansing, Mich. • Breslin Center

Michigan State	FG	3FG	FT	O-D-R	PF	PTS	A	T	B	S	MIN
Keith Appling, g	3-7	1-4	0-0	0-0-0	4	7	2	2	0	0	31
Brandon Dawson, g	5-9	0-0	1-2	7-4-11	1	11	1	2	2	0	18
Brandon Wood, g	1-5	0-1	0-0	1-0-1	0	2	3	0	0	0	19
Adreian Payne, c	2-4	0-0	2-2	1-2-3	3	6	0	0	2	0	8
Draymond Green, f	5-12	1-5	3-3	2-7-9	2	14	4	3	3	0	33
Russell Byrd	1-5	1-3	0-0	0-2-2	2	3	2	0	0	0	11
Alex Gauna	1-1	0-0	1-2	1-1-2	0	3	0	1	0	0	4
Brandon Kearney	0-0	0-0	0-0	1-1-2	1	0	1	0	0	0	10
Austin Thornton	3-6	1-4	1-1	1-1-2	2	8	4	3	0	2	21
Dan Chapman	0-0	0-0	0-0	0-1-1	0	0	1	0	0	0	0+
Keenan Wetzel	0-0	0-0	0-0	0-0-0	0	0	0	0	0	0	0+
Travis Trice	6-8	4-4	4-5	0-3-3	1	20	5	1	0	2	22
Derrick Nix	5-6	0-0	3-5	5-1-6	1	13	2	0	0	1	21
Joe Sweeney	0-0	0-0	0-0	0-0-0	0	0	0	0	0	0	0+
Colby Wollenman	1-1	0-0	0-0	0-0-0	0	2	0	0	0	0	0+
Anthony Ianni	0-0	0-0	0-0	0-0-0	0	0	0	0	0	0	2
Team				1-1-2							
<b>Totals</b>	<b>33-64</b>	<b>8-21</b>	<b>15-20</b>	<b>20-24-44</b>	<b>17</b>	<b>89</b>	<b>25</b>	<b>12</b>	<b>7</b>	<b>5</b>	<b>200</b>

Total FG%	1st: 14-36 (38.9%)	2nd: 19-28 (67.9%)	Game: 51.6%
3-Pt FG%	1st: 4-14 (28.6%)	2nd: 4-7 (57.1%)	Game: 38.1%
F Throw%	1st: 4-4 (100%)	2nd: 11-16 (68.8%)	Game: 75.0%

Central Conn. St.	FG	3FG	FT	O-D-R	PF	PTS	A	T	B	S	MIN
Kyle Vinales, g	4-16	3-7	0-0	1-0-1	3	11	3	0	0	1	21
Malcolm McMillan, g	3-6	2-3	1-2	3-0-3	3	9	5	3	0	0	36
Robby Ptacek, g	4-14	0-5	8-8	0-0-0	3	16	1	2	0	0	37
David Simmons, f	2-3	0-0	1-2	5-5-10	0	5	0	1	0	0	25
Ken Horton, f	7-16	2-8	1-1	3-6-9	5	17	3	2	2	5	33
Adonis Burbage	2-6	1-3	2-2	3-0-3	2	7	0	1	0	0	19
Shelton Mickell	1-5	1-2	0-0	0-0-0	1	3	0	1	0	0	19
Terrell Allen	0-0	0-0	1-4	3-2-5	1	1	0	0	0	0	19
Team				5-1-6							
<b>Totals</b>	<b>23-66</b>	<b>9-28</b>	<b>14-19</b>	<b>23-14-37</b>	<b>18</b>	<b>69</b>	<b>12</b>	<b>11</b>	<b>2</b>	<b>6</b>	<b>200</b>

Total FG%	1st: 13-32 (40.6%)	2nd: 10-34 (29.4%)	Game: 34.8%
3-Pt FG%	1st: 6-16 (37.5%)	2nd: 3-12 (25.0%)	Game: 32.1%
F Throw%	1st: 2-3 (66.7%)	2nd: 12-16 (75.0%)	Game: 73.7%

Officials: Ed Corbett, Bert Smith, Donnie Eppley  
Attendance: 14,797 Halftime Score: MSU 36-34

**Key Moment:** MSU held a narrow 36-34 lead at halftime, but burst out of the locker room with a 11-4 run to start the second half. Travis Trice scored six of his game-high 20 points in the stretch, hitting one 3-pointer and knocking down three free throws after being fouled on another.

**Notes:** The victory was win No. 300 for MSU in Breslin Center (300-44) ... Travis Trice established personal bests in both scoring (20 points) and assists (5) ... Derrick Nix scored a then-career-best 13 points ... Brandon Dawson recorded his first career double-double (11 pts., 11 reb.) ... The Spartans shot just 38.9 percent in the first half, but a season-best 67.9 percent in the second.

#10

Michigan State . . . . . 74  
#23/t-22 Gonzaga . . . . . 67  
Dec. 10, 2011 • Spokane, Wash. • McCarthy Ath. Center

Michigan State	FG	3FG	FT	O-D-R	PF	PTS	A	T	B	S	MIN
Keith Appling, g	1-6	0-2	6-8	1-1-2	3	8	7	2	0	2	33
Brandon Dawson, g	1-4	0-1	0-0	1-1-2	2	2	0	2	0	0	10
Brandon Wood, g	2-6	1-3	0-0	0-1-1	1	5	3	2	0	0	33
Adreian Payne, c	4-6	0-0	1-2	1-2-3	3	9	1	0	2	0	24
Draymond Green, f	11-13	4-5	8-9	0-2-2	4	34	3	2	0	3	33
Russell Byrd	0-0	0-0	0-0	0-0-0	0	0	0	0	0	0	2
Alex Gauna	1-1	0-0	0-0	0-0-0	1	2	0	0	0	0	3
Brandon Kearney	1-1	0-0	0-0	0-0-0	2	2	0	0	0	1	11
Austin Thornton	0-1	0-0	0-0	1-2-3	0	0	0	2	0	1	13
Travis Trice	1-6	1-2	1-4	0-1-1	1	4	3	4	0	1	20
Derrick Nix	4-4	0-0	0-2	1-5-6	3	8	1	1	1	2	18
Team				1-4-5							
<b>Totals</b>	<b>26-48</b>	<b>6-13</b>	<b>16-25</b>	<b>6-19-25</b>	<b>20</b>	<b>74</b>	<b>18</b>	<b>15</b>	<b>3</b>	<b>10</b>	<b>200</b>

Total FG%	1st: 14-28 (50.0%)	2nd: 12-20 (60.0%)	Game: 54.2%
3-Pt FG%	1st: 3-9 (33.3%)	2nd: 3-4 (75.0%)	Game: 46.2%
F Throw%	1st: 4-5 (80.0%)	2nd: 12-20 (60.0%)	Game: 64.0%

Gonzaga	FG	3FG	FT	O-D-R	PF	PTS	A	T	B	S	MIN
Elias Harris, f	2-11	0-2	2-2	1-4-5	2	6	1	2	0	1	32
Mike Hart, f	0-0	0-0	2-2	3-4-7	4	2	2	2	0	0	18
Robert Sacre, c	4-6	0-0	8-9	3-4-7	4	16	0	3	1	1	34
Kevin Pangos, g	3-8	1-3	0-0	0-1-1	4	7	2	4	1	3	32
Gary Bell, Jr., g	4-6	2-3	4-4	0-2-2	3	13	3	1	0	0	37
Marquise Carter	0-0	0-0	2-2	0-0-0	0	2	0	3	0	1	10
David Stockton	5-10	4-6	5-9	0-1-1	4	19	0	1	0	0	22
Mathis Moeninghoff	0-0	0-0	0-0	0-0-0	0	0	0	0	0	0	0+
Mathis Keita	0-0	0-0	0-0	0-0-0	0	0	0	0	0	0	0+
Sam Dower	1-3	0-0	0-0	1-3-4	1	2	1	3	0	0	15
Team				0-1-1							
<b>Totals</b>	<b>19-44</b>	<b>7-14</b>	<b>22-28</b>	<b>8-20-28</b>	<b>22</b>	<b>67</b>	<b>9</b>	<b>20</b>	<b>2</b>	<b>6</b>	<b>200</b>

Total FG%	1st: 9-20 (45.0%)	2nd: 10-24 (41.7%)	Game: 43.2%
3-Pt FG%	1st: 4-6 (66.7%)	2nd: 3-8 (37.5%)	Game: 50.0%
F Throw%	1st: 12-14 (85.7%)	2nd: 10-14 (71.4%)	Game: 78.6%

Officials: Scott Thornley, Lamont Simpson, Buddy Mayborg  
Attendance: 6,000 Halftime Score: MSU 35-34

**Key Moment:** Gonzaga held a 38-37 lead early in the second half, when Draymond Green hit a 3-pointer, sparking a 14-3 MSU run. During the run, Green scored 10 of MSU's 14 points, and also drew a charge on the defensive end.

**Notes:** The win over No. 23 Gonzaga was MSU's first true road win over a ranked non-conference opponent since a 71-67 win at No. 12 Kentucky on Dec. 14, 2002. It was MSU's first road win over any ranked opponent since a 53-44 win at No. 3 Purdue on Feb. 28, 2010 ... Michigan State's victory was just the seventh Gonzaga loss in 99 games at the McCarthy Athletic Center ... Draymond Green scored a career-high 34 points on 11-of-13 shooting, including 4-of-5 from 3-point range, and 8-of-9 from the foul line ... Keith Appling equaled his career high with seven assists ... MSU's two centers, Derrick Nix and Adreian Payne, combined for 17 points on 8-of-10 shooting and nine rebounds ... Michigan State was out-rebounded for the first time all season, 28-25 ... MSU turned 20 Gonzaga turnovers into 23 points.

## 2011-12 BOX SCORES

#11

#21/23 Michigan State. . . . . 74  
Bowling Green . . . . . 60  
Dec. 17, 2011 • East Lansing, Mich. • Breslin Center

Michigan State	FG	3FG	FT	O-D-R	PF	PTS	A	T	B	S	MIN
Keith Appling, g	1-4	0-1	1-2	0-0-0	4	3	2	1	0	1	21
Brandon Dawson, g	5-6	0-0	3-4	2-2-4	1	13	1	1	2	2	23
Brandon Wood, g	5-8	3-5	3-3	0-1-1	0	16	3	0	0	0	24
Adreian Payne, c	2-5	0-0	2-5	1-3-4	2	6	0	1	2	0	20
Draymond Green, f	4-10	0-2	4-5	4-6-10	3	12	6	5	0	0	31
Russell Byrd	1-2	0-0	0-0	1-0-1	1	2	0	0	0	1	9
Alex Gauna	0-0	0-0	0-0	0-1-1	2	0	0	1	0	0	4
Brandon Kearney	0-0	0-0	0-0	0-1-1	0	0	0	0	0	0	7
Austin Thornton	1-1	1-1	2-2	0-3-3	1	5	1	1	0	0	17
Dan Chapman	0-0	0-0	0-0	0-0-0	0	0	0	0	0	0	1
Travis Trice	1-4	1-2	0-0	0-2-2	2	3	2	4	1	1	21
Derrick Nix	5-13	0-0	4-6	3-4-7	0	14	1	1	0	1	20
Anthony Iannini	0-0	0-0	0-0	0-0-0	0	0	0	0	0	0	2
Team	4-1-5										
<b>Totals</b>	<b>25-53</b>	<b>5-11</b>	<b>19-27</b>	<b>15-24-39</b>	<b>16</b>	<b>74</b>	<b>16</b>	<b>15</b>	<b>5</b>	<b>6</b>	<b>200</b>

Total FG%	1st: 12-27 (44.4%)	2nd: 13-26 (50.0%)	Game: 47.2%
3-PT FG%	1st: 3-8 (37.5%)	2nd: 2-3 (66.7%)	Game: 45.5%
F Throw%	1st: 8-10 (80.0%)	2nd: 11-17 (64.7%)	Game: 70.4%

Bowling Green	FG	3FG	FT	O-D-R	PF	PTS	A	T	B	S	MIN
A'uston Calhoun, f	6-14	0-2	0-0	3-4-7	4	12	0	2	0	0	28
Cameron Black, c	0-1	0-0	0-0	2-0-2	4	0	0	0	1	0	11
Jordan Crawford, g	4-10	2-3	1-2	1-3-4	3	11	3	1	0	1	24
Scott Thomas, g	3-10	1-4	0-0	1-2-3	3	7	1	1	0	2	23
Dee Brown, g	0-7	0-2	0-0	0-0-0	0	1	3	0	1	1	19
Anthony Henderson	1-3	0-1	0-0	0-1-1	1	2	0	1	0	0	6
Luke Kraus	0-5	0-2	0-0	1-2-3	0	0	2	0	1	1	19
James Erger	0-1	0-0	0-0	0-0-0	1	0	0	0	0	0	4
Jehvon Clarke	4-5	1-2	5-5	0-0-0	0	14	3	2	0	2	12
Chauncey Orr	1-2	0-0	0-0	0-1-1	1	2	0	1	0	0	13
Craig Sealey	1-2	0-0	2-3	1-0-1	0	4	0	0	0	0	12
Torian Oglesby	4-4	0-0	0-0	4-5-9	4	8	0	2	1	1	29
Team	5-1-6										
<b>Totals</b>	<b>24-64</b>	<b>4-16</b>	<b>8-10</b>	<b>18-19-37</b>	<b>21</b>	<b>60</b>	<b>10</b>	<b>15</b>	<b>2</b>	<b>8</b>	<b>200</b>

Total FG%	1st: 14-38 (36.8%)	2nd: 10-26 (38.5%)	Game: 37.5%
3-PT FG%	1st: 3-11 (27.3%)	2nd: 1-5 (20.0%)	Game: 25.0%
F Throw%	1st: 2-2 (100%)	2nd: 6-8 (75.0%)	Game: 80.0%

Officials: D.J. Carstensen, Larry Scirott, Tim Stewart  
Attendance: 14,797      Halftime Score: MSU 35-33**Key Moment:** Bowling Green scored the first basket of the second half to tie the game at 35. MSU responded with a 20-3 run to take a commanding 55-38 lead. During the run, Brandon Wood, Derrick Nix and Brandon Dawson each scored six points.**Notes:** MSU was out-rebounded 25-16 in the first half, but out-rebounded Bowling Green, 23-12, in the second ... Brandon Wood became the sixth different Spartan to lead the team in scoring with his team-high 16 points ... Draymond Green moved into ninth place in career rebounds (809), as his 12-point, 10-rebound effort was his fifth double-double of the season ... Derrick Nix scored a career-high 14 points ... BGSU's Jordan Crawford led all scorers with 10 first-half points on 4-of-7 shooting, including 2-of-2 from 3-point range, adding three assists and just one turnover. In the second half, MSU's defense held him to one point on 0-of-3 shooting and two turnovers.

#12

#19/20 Michigan State. . . . . 89  
UMKC . . . . . 54  
Dec. 19, 2011 • East Lansing, Mich. • Breslin Center

Michigan State	FG	3FG	FT	O-D-R	PF	PTS	A	T	B	S	MIN
Keith Appling, g	3-6	0-0	1-1	0-2-2	3	7	8	2	1	3	24
Brandon Dawson, g	8-12	0-0	0-0	2-2-4	1	16	2	1	2	2	20
Brandon Wood, g	6-6	4-4	0-0	0-2-2	2	16	1	0	0	3	24
Adreian Payne, c	3-3	0-0	5-8	1-1-2	2	11	0	1	1	0	20
Draymond Green, f	4-9	0-2	2-5	2-9-11	2	10	6	1	0	0	28
Russell Byrd	1-4	1-3	0-0	0-0-0	0	3	2	1	1	0	11
Alex Gauna	3-5	0-0	2-6	1-1-2	1	8	0	1	0	0	11
Brandon Kearney	0-1	0-1	0-0	0-1-1	0	0	0	1	0	0	10
Austin Thornton	0-1	0-0	0-0	1-3-4	2	0	2	0	0	0	13
Dan Chapman	0-1	0-0	0-0	0-0-0	0	0	0	0	0	0	2
Keenan Wetzel	1-1	1-1	0-0	0-0-0	0	3	0	0	0	0	2
Travis Trice	3-5	2-3	0-0	0-1-1	3	8	2	1	0	0	16
Derrick Nix	3-3	0-0	0-0	1-2-3	0	6	1	1	2	0	11
Joe Sweeney	0-0	0-0	0-0	0-0-0	0	0	1	0	0	0	2
Colby Wollenman	0-0	0-0	0-0	0-0-0	0	0	0	0	0	0	2
Anthony Iannini	0-0	0-0	1-2	0-0-0	0	1	0	0	0	0	4
Team	1-4-5										
<b>Totals</b>	<b>35-57</b>	<b>8-14</b>	<b>11-22</b>	<b>9-28-37</b>	<b>16</b>	<b>89</b>	<b>25</b>	<b>10</b>	<b>7</b>	<b>8</b>	<b>200</b>

Total FG%	1st: 18-30 (60.0%)	2nd: 17-27 (63.0%)	Game: 61.4%
3-PT FG%	1st: 4-8 (50.0%)	2nd: 4-6 (66.7%)	Game: 57.1%
F Throw%	1st: 0-4 (0.0%)	2nd: 11-18 (61.1%)	Game: 50.0%

UMKC	FG	3FG	FT	O-D-R	PF	PTS	A	T	B	S	MIN
Nate Rogers, g	2-5	0-1	0-1	0-6-6	3	4	3	2	1	0	25
Reggie Chamberlain, g	1-8	0-5	0-0	1-3-4	1	2	1	1	0	0	24
Dustin Dibble, g	2-7	0-1	0-0	0-4-4	0	4	0	1	0	1	23
Thomas Staton, f	1-6	1-2	1-2	3-0-3	3	4	2	3	0	0	27
Kirk Korver, f	4-7	3-6	0-0	0-2-2	2	11	0	1	0	1	21
Michael Gholston	0-1	0-1	1-2	0-0-0	0	1	1	1	0	0	15
Estan Tyler	1-3	1-2	1-2	1-1-2	0	4	3	2	0	0	19
Trevor Mason	1-1	0-0	0-0	0-0-0	1	2	0	0	0	0	2
Fred Chatmon	1-3	0-0	0-0	0-1-1	3	2	0	0	0	1	13
Trinity Hall	5-10	1-3	5-8	0-1-1	0	16	0	1	0	2	23
Brad Reid	2-2	0-0	0-0	1-1-2	5	4	2	0	0	0	8
Team	2-0-2 1										
<b>Totals</b>	<b>20-53</b>	<b>6-21</b>	<b>8-15</b>	<b>8-19-27</b>	<b>19</b>	<b>54</b>	<b>12</b>	<b>10</b>	<b>6</b>	<b>0</b>	<b>200</b>

Total FG%	1st: 9-27 (29.6%)	2nd: 12-26 (46.2%)	Game: 37.7%
3-PT FG%	1st: 2-10 (20.0%)	2nd: 4-11 (36.4%)	Game: 28.6%
F Throw%	1st: 2-3 (66.7%)	2nd: 6-12 (50.0%)	Game: 53.3%

Officials: John Hughes, Earl Walton, Tim Clougherty  
Attendance: 14,797      Halftime Score: MSU 40-20**Key Moment:** Michigan State scored 19 of the game's first 24 points to put the contest away early.**Notes:** MSU shot an impressive .614 (35-57) from the field and a season-best .571 (8-14) from 3-point range ... Brandon Dawson scored a season-high 16 points, hitting 8-of-12 shots ... Keith Appling dished out a then-career-best eight assists and recorded a career-high three steals ... MSU doubled UMKC's output in the paint, 48-24 ... Brandon Wood had a perfect game, not missing a shot (6-6 FG, 4-4 3FG) and not committing a turnover, adding three steals and two rebounds ... Draymond Green recorded his sixth double-double of the season (10 pts., 11 reb.) ... MSU, led primarily by Keith Appling, held Reggie Chamberlain to two points in 1-of-8 shooting. Chamberlain entered the game averaging 19.0 ppg and having scored 20 or more points in six of his previous seven games.



# 2011-12 BOX SCORES



#13

#19/20 Michigan State. . . . . 90  
Lehigh. . . . . 81  
Dec. 22, 2011 • East Lansing, Mich. • Breslin Center

Michigan State	FG	3FG	FT	O-D-R	PF	PTS	A	TB	S	MIN
Keith Appling, g	3-13	1-3	12-12	3-4-7	3	19	4	0	0	37
Brandon Dawson, g	6-11	0-0	2-3	6-2-8	0	14	1	0	0	23
Brandon Wood, g	4-9	0-2	0-1	1-1-2	2	8	1	0	0	36
Adreian Payne, c	2-3	0-0	3-4	1-4-5	5	7	1	0	1	17
Austin Thornton, f	2-3	1-1	6-8	2-5-7	1	11	0	0	0	22
Alex Gauna	1-2	0-0	1-1	3-0-3	1	3	0	1	0	7
Brandon Kearney	0-0	0-0	0-0	0-0-0	1	0	0	0	0	3
Travis Trice	1-3	1-2	3-4	1-3-4	2	6	5	1	0	17
Draymond Green	5-17	1-3	5-6	4-6-10	5	16	3	5	6	132
Derrick Nix	3-6	0-0	0-0	1-1-2	2	6	1	2	0	16
Team				1-1-2	1					
Totals	27-67	4-11	32-39	23-27-50	23	90	16	12	7	9200

Total FG%	1st: 12-35 (34.3%)	2nd: 15-32 (46.9%)	Game: 40.3%
3-Pt FG%	1st: 0-2 (0.0%)	2nd: 4-9 (44.4%)	Game: 36.4%
F Throw%	1st: 11-14 (78.6%)	2nd: 21-25 (84.0%)	Game: 82.1%

Lehigh	FG	3FG	FT	O-D-R	PF	PTS	A	TB	S	MIN
C.J. McCollum, g	6-18	2-6	5-5	1-7-8	3	19	5	3	0	1 32
Mackey McKnight, g	3-8	2-5	6-9	2-3-5	4	14	4	2	0	2 36
Holden Greiner, g	8-12	4-7	4-7	1-3-4	2	24	1	3	1	1 38
Gabe Knutson, f	4-8	0-0	6-7	2-2-4	4	14	1	1	0	0 26
Jordan Hamilton, f	0-3	0-2	0-0	0-0-0	4	0	0	0	0	0 15
Anthony D'Orazio	1-1	0-0	0-0	0-1-1	2	2	0	1	0	1 12
John Adams	1-3	0-1	0-0	1-1-2	5	2	0	1	0	0 13
Corey Schaefer	1-1	0-0	2-2	0-1-1	0	4	0	1	0	0 10
Stefan Cvrkalj	1-3	0-2	0-0	0-1-1	1	2	0	0	0	0 5
Justin Maneri	0-1	0-0	0-0	0-0-0	4	0	0	0	0	1 9
Conroy Baltimore	0-1	0-0	0-0	2-1-3	0	0	0	2	0	1 4
Team				2-0-2	1					
Totals	25-89	8-23	23-30	11-20-31	30	81	11	14	1	7 200

Total FG%	1st: 13-29 (44.8%)	2nd: 12-30 (40.0%)	Game: 42.4%
3-Pt FG%	1st: 5-11 (45.5%)	2nd: 3-12 (25.0%)	Game: 34.8%
F Throw%	1st: 7-9 (77.8%)	2nd: 16-21 (76.2%)	Game: 76.7%

Officials: Tom O'Neill, Donnie Eppley, Jim Schipper  
Attendance: 14,797      Halftime Score: LEH 38-35

**Key Moment:** With the score tied at 41 early in the second half, Lehigh coach Brett Reed received a technical. MSU hit four free throws on that possession to key a 19-6 run that allowed MSU to push the lead out to 13 points at 60-47.

**Notes:** MSU finished the non-conference schedule with an 11-2 mark, good for the most non-conference wins since a 12-1 mark in 2007-08 ... MSU won for the first time all season when trailing at the half ... MSU won for the first time all season when being out-shot by its opponent ... MSU grabbed more offensive rebounds (23) than Lehigh had defensive boards (20) ... Lehigh's 81 points were the most MSU has allowed in a win since an 84-83 overtime win over Indiana on Jan. 30, 2011, and the most allowed in a regulation win since an 85-83 win over Maryland in the 2010 NCAA Tournament. The previous high this season was 69 points scored by Central Connecticut St. ... Keith Appling's 12-of-12 performance was just the ninth time in school history a Spartan hit 1.000 percent from the foul line with 12 or more attempts ... One game after shooting .500 (11-22) from the foul line, the Spartans hit .821 (32-39) of their foul shots ... Draymond Green blocked a career-high six shots, equaling the second-best effort in school history, and moving into a tie for third on the MSU career list with 97.



**Brandon Dawson led the Spartans with 16 points against UMKC, including this dunk over a Kangaroo defender.**



**Derrick Nix tallied 14 points in just 23 minutes against the Hoosiers.**



**Keith Appling not only tallied 25 points, six rebounds and seven assists against Indiana, he also played defense.**

## 2011-12 BOX SCORES

#14

#21/23 Michigan State ..... 80  
#13/15 Indiana ..... 65  
Dec. 28, 2011 • East Lansing, Mich. • Breslin Center

Michigan State	FG	3FG	FT	O-D-R	PF	PTS	A	T	B	S	MIN
Keith Appling, g	7-12	2-4	9-10	1-5-6	1	25	7	2	1	1	33
Branden Dawson, g	2-5	0-0	3-4	1-3-4	2	7	1	0	1	1	22
Brandon Wood, g	6-11	1-4	0-0	1-3-4	1	13	1	0	2	0	36
Draymond Green, f	4-8	2-2	1-4	0-7-7	1	11	4	1	2	2	34
Adreian Payne, c	3-4	0-0	2-2	2-0-2	3	8	0	2	0	3	15
Austin Thornton	1-2	0-1	0-0	1-2-3	1	2	1	1	0	1	16
Alex Gauna	0-0	0-0	0-0	0-0-0	0	0	0	0	0	0	5
Travis Trice	0-2	0-2	0-0	0-0-0	2	0	0	1	0	0	16
Derrick Nix	6-9	0-0	2-2	2-3-5	3	14	0	2	0	1	23
Team				0-2-2							
<b>Totals</b>	<b>29-53</b>	<b>5-13</b>	<b>17-22</b>	<b>8-25-33</b>	<b>14</b>	<b>80</b>	<b>14</b>	<b>9</b>	<b>6</b>	<b>9</b>	<b>200</b>

<b>Total FG%</b>	1st: 15-27 (55.6%)	2nd: 14-26 (53.8%)	Game: 54.7%
<b>3-PT FG%</b>	1st: 4-9 (44.4%)	2nd: 1-4 (25.0%)	Game: 38.5%
<b>F Throw%</b>	1st: 2-4 (50.0%)	2nd: 15-18 (83.3%)	Game: 77.3%

Indiana	FG	3FG	FT	O-D-R	PF	PTS	A	T	B	S	MIN
Jordan Hulls, g	2-10	0-4	0-0	2-2-4	2	4	5	4	0	0	35
Victor Oladipo, g	5-13	0-2	0-1	3-3-6	2	10	1	1	2	2	34
Verrell Jones III, g	5-10	0-0	1-2	0-1-1	1	11	3	2	0	1	28
Christian Watford, f	9-16	4-6	4-6	2-8-10	3	26	1	3	1	0	35
Cody Zeller, f	2-5	0-0	0-0	2-1-3	4	4	0	1	0	1	23
Daniel Moore	0-0	0-0	0-0	0-0-0	1	0	0	0	0	0	0+
Remy Abell	0-0	0-0	0-0	0-0-0	1	0	0	0	0	0	2
Tom Pritchard	1-2	0-0	0-0	2-0-2	2	2	0	0	0	0	17
Matt Roth	2-5	2-5	0-0	0-1-1	1	6	0	0	0	0	18
Derek Elston	1-3	0-0	0-0	1-2-3	1	2	0	2	0	0	8
Team				1-0-1							
<b>Totals</b>	<b>27-64</b>	<b>6-17</b>	<b>5-9</b>	<b>13-18-31</b>	<b>18</b>	<b>65</b>	<b>10</b>	<b>13</b>	<b>3</b>	<b>4</b>	<b>200</b>

<b>Total FG%</b>	1st: 12-30 (40.0%)	2nd: 15-34 (44.1%)	Game: 42.2%
<b>3-PT FG%</b>	1st: 4-6 (66.7%)	2nd: 2-11 (18.2%)	Game: 35.3%
<b>F Throw%</b>	1st: 1-3 (33.3%)	2nd: 4-6 (66.7%)	Game: 55.6%

Officials: Mike Kitts, Ted Valentine, Ray Perone

Attendance: 14,797

Halftime Score: MSU 36-29

**Key Moment:** An 18-point lead had turned into a nine-point deficit for Michigan State with 11:07 left in the game. The Spartans then went on a 20-0 run in just under six minutes.

**Notes:** MSU's defense held Cody Zeller (15.1 ppg) and Jordan Hulls (12.1 ppg) to four points each on a combined 4-of-15 shooting ... Keith Appling scored a career-high 25 points, adding seven assists and six rebounds ... Michigan State recorded just nine turnovers as the Spartans held a 23-10 advantage in points off turnovers ... Derrick Nix scored 14 points, the most he'd ever scored against a Big Ten opponent ... The game featured three distinct runs as MSU opened with a 34-16 run through the first 14:49. IU responded with a 25-2 stretch over 10:11 of both halves. MSU regained control of the game with a 20-0 run over 5:56 late in the second half ... This was the first time Michigan State opened conference play at home vs. Indiana since 1996, Tom Izzo's first season as head coach ... Tom Izzo improved to 11-6 in Big Ten openers and 15-2 in Big Ten home openers, including 10 straight wins.

#15

#16/17 Michigan State ..... 68  
Nebraska ..... 55  
Dec. 31, 2011 • Lincoln, Neb. • Bob Devaney Sports Center

Michigan State	FG	3FG	FT	O-D-R	PF	PTS	A	T	B	S	MIN
Keith Appling, g	5-10	0-2	4-4	0-1-1	2	14	4	4	1	0	32
Branden Dawson, g	2-5	0-0	0-0	2-1-3	0	4	0	1	2	0	19
Brandon Wood, g	3-8	0-3	1-2	0-2-2	1	7	2	0	0	0	34
Draymond Green, f	4-11	2-6	9-9	2-6-8	3	19	0	5	1	1	39
Adreian Payne, c	2-4	0-0	1-1	2-3-5	4	5	0	1	0	1	18
Alex Gauna	0-0	0-0	0-0	0-1-1	1	0	0	0	0	0	2
Brandon Kearney	0-0	0-0	0-0	0-2-2	0	0	0	0	0	0	2
Austin Thornton	2-2	1-1	4-4	0-3-3	0	9	1	0	0	1	22
Travis Trice	1-3	0-2	0-0	0-1-1	4	2	2	1	0	0	12
Derrick Nix	4-7	0-0	0-1	3-4-7	0	8	1	1	0	1	20
Team				3-2-5							
<b>Totals</b>	<b>23-50</b>	<b>3-14</b>	<b>19-21</b>	<b>12-26-38</b>	<b>15</b>	<b>68</b>	<b>10</b>	<b>14</b>	<b>4</b>	<b>4</b>	<b>200</b>

<b>Total FG%</b>	1st: 11-28 (39.3%)	2nd: 12-22 (54.5%)	Game: 46.0%
<b>3-PT FG%</b>	1st: 0-6 (0.0%)	2nd: 3-8 (37.5%)	Game: 21.4%
<b>F Throw%</b>	1st: 7-9 (77.8%)	2nd: 12-12 (100%)	Game: 90.5%

Nebraska	FG	3FG	FT	O-D-R	PF	PTS	A	T	B	S	MIN
Brandon Ubel, f	4-7	0-2	1-1	1-0-1	2	9	0	1	0	0	32
Toney McCray, f	5-10	2-4	2-3	3-3-6	5	14	1	4	0	0	24
Brandon Richardson, g	1-5	0-2	3-4	1-4-5	4	5	6	1	0	2	29
Josiah Moore, g	0-1	0-1	0-0	0-0-0	2	0	1	0	0	0	9
Caleb Walker, g	3-8	1-5	2-3	0-3-3	0	9	1	1	1	1	35
David Rivers	0-1	0-1	0-0	0-0-0	0	0	0	0	1	0	5
Corey Hilliard, Jr.	0-0	0-0	0-0	0-1-1	0	0	1	0	0	0	10
Christopher Niemann	0-2	0-0	0-0	1-2-3	4	0	0	1	0	2	14
Bo Spencer	4-15	3-9	4-4	0-2-2	1	15	2	3	0	2	32
Mike Fox	1-1	1-1	0-0	0-0-0	0	3	0	0	0	0	10
Team				2-1-3							
<b>Totals</b>	<b>18-50</b>	<b>7-25</b>	<b>12-15</b>	<b>8-16-24</b>	<b>18</b>	<b>55</b>	<b>12</b>	<b>12</b>	<b>1</b>	<b>7</b>	<b>200</b>

<b>Total FG%</b>	1st: 10-24 (41.7%)	2nd: 8-26 (30.8%)	Game: 36.0%
<b>3-PT FG%</b>	1st: 5-14 (35.7%)	2nd: 2-11 (18.2%)	Game: 28.0%
<b>F Throw%</b>	1st: 5-6 (83.3%)	2nd: 7-9 (77.8%)	Game: 80.0%

Officials: Jim Burr, Tom O'Neill, Kelly Self

Attendance: 10,679

Halftime Score: NU 30-29

**Key Moment:** After trailing by as many as eight points in the first half and one point at the half, MSU opened the second half on a 20-4 run in the first 6:28. Draymond Green scored all 10 of his second-half points during the run.

**Notes:** Michigan State improved to 2-0 in Big Ten play for the fifth straight season and the ninth time in 17 years under Tom Izzo ... Michigan State held a 30-16 advantage in the paint ... The Spartans shot just .214 (3-of-14) from 3-point range, its lowest percentage since Nov. 27 vs. Eastern Michigan (.167) ... Keith Appling scored 12 of his 14 points in the second half and eight of the 14 in the game's final 6:43 ... MSU finished December with a perfect 8-0 mark, recording its first perfect month since January 2010 (9-0) and its first perfect December since 2007 (7-0) ... The Spartans shot .505 from the foul line (19-of-21), including 12-of-12 in the second half, the best percentage of the season with 12 or more attempts.

# 2011-12 BOX SCORES



#16

#10/11 Michigan State . . . . . 63  
#18/19 Wisconsin . . . . . 60, OT  
Jan. 3, 2012 • Madison, Wis. • Kohl Center

Michigan State	FG	3FG	FT	O-D-R	PF	PTS	A	T	B	S	MIN
Draymond Green, f	6-19	0-0	6-8	4-10-14	4	18	2	1	1	1	35
Adreian Payne, f	2-3	0-0	0-0	1-0-1	4	4	0	1	1	1	17
Keith Appling, g	6-14	1-2	3-4	1-3-4	4	16	2	2	1	0	36
Brandon Dawson, g	2-2	0-0	1-2	1-2-3	2	5	0	2	0	2	22
Brandon Wood, g	2-6	1-2	1-2	0-3-3	2	6	4	2	1	0	37
Alex Gauna	1-1	0-0	0-0	0-1-1	1	2	0	0	0	0	1
Brandon Kearney	1-1	0-0	0-2	0-0-0	0	2	0	0	0	0	5
Austin Thornton	0-1	0-0	2-2	2-4-6	4	2	0	0	0	0	30
Travis Trice	0-5	0-1	0-0	0-2-2	1	0	2	0	0	0	17
Derrick Nix	4-8	0-0	0-0	3-1-4	0	8	0	0	1	0	25
Team				0-3-3							1
<b>Totals</b>	<b>24-60</b>	<b>2-5</b>	<b>13-20</b>	<b>12-29-41</b>	<b>22</b>	<b>63</b>	<b>10</b>	<b>9</b>	<b>5</b>	<b>4</b>	<b>225</b>

**Total FG%** 1st: 9-25 (36.0%) 2nd: 13-30 (43.3%) OT: 2-5 (40.0%) Game: 54.2%  
**3-Pt FG%** 1st: 3-9 (33.3%) 2nd: 3-4 (75.0%) OT: 0-0 (0.0%) Game: 40.0%  
**F Throw%** 1st: 4-5 (80.0%) 2nd: 12-20 (60.0%) OT: 9-12 (75.0%) Game: 65.0%

Wisconsin	FG	3FG	FT	O-D-R	PF	PTS	A	T	B	S	MIN
Ryan Evans, f	3-15	0-2	1-1	2-2-4	4	7	1	0	1	0	40
Mike Bruesewitz, f	2-4	1-3	3-5	1-3-4	2	8	0	2	0	0	26
Jared Berggren, c	4-13	1-6	0-0	1-5-6	3	9	0	1	3	0	28
Jordan Taylor, g	7-11	2-5	12-16	2-3-5	3	28	1	4	0	0	44
Josh Gasser, g	1-3	1-2	1-3	2-4-6	4	4	0	0	0	1	42
Ben Brust	1-6	0-4	0-0	0-1-1	0	2	3	1	0	1	33
Rob Wilson	0-2	0-0	2-2	1-0-1	3	2	0	0	0	1	12
Team				1-5-6							
<b>Totals</b>	<b>18-54</b>	<b>5-22</b>	<b>19-27</b>	<b>10-23-33</b>	<b>19</b>	<b>60</b>	<b>5</b>	<b>8</b>	<b>4</b>	<b>3</b>	<b>225</b>

**Total FG%** 1st: 6-22 (27.3%) 2nd: 9-24 (37.5%) OT: 3-8 (37.5%) Game: 33.3%  
**3-Pt FG%** 1st: 1-8 (12.5%) 2nd: 2-9 (22.2%) OT: 2-5 (40.0%) Game: 22.7%  
**F Throw%** 1st: 9-12 (75.0%) 2nd: 8-13 (61.5%) OT: 2-2 (100.0%) Game: 70.4%

**Officials:** Pat Driscoll, Tom Eades, Gene Steratore  
**Attendance:** 17,230 **Halftime Score:** WIS 22-21 **End of Reg Score:** 50-50

**Key Moment:** MSU led 40-39 and Draymond Green was on the bench with four fouls. Rather than give up the lead, the Spartans surged as Keith Appling scored eight of the next 10 points, taking a 50-45 lead.

**Notes:** Michigan State snapped a string of eight straight defeats at Kohl Center, dating back to 2003 ... MSU's 63 points were the fewest it had scored since the season opener vs. North Carolina ... Through regulation, MSU shot just 4-of-8 from the foul line, but hit 9-of-12 in overtime ... Draymond Green recorded his eighth double-double of the season with 18 points and 14 rebounds, the most this season since his 18 vs. North Carolina ... MSU shot a season-low five 3-pointers, all of which came in the second half ... Keith Appling scored 14 of his 16 points in the second half and overtime, 11 of which came after Draymond Green picked up his fourth foul.

#17

#6/7 Michigan State . . . . . 95  
Iowa . . . . . 61  
Jan. 10, 2012 • East Lansing, Mich. • Breslin Center

Michigan State	FG	3FG	FT	O-D-R	PF	PTS	A	T	B	S	MIN
Draymond Green, f	9-12	3-4	1-2	0-10-10	3	22	5	1	0	3	29
Adreian Payne, f	1-2	0-0	1-2	2-4-6	2	3	0	2	1	1	17
Keith Appling, g	6-11	1-3	2-2	2-1-3	2	15	9	0	0	3	27
Brandon Dawson, g	3-7	0-0	0-0	2-2-4	1	6	3	1	1	3	21
Brandon Wood, g	5-7	1-3	1-1	1-1-2	2	12	2	3	0	0	21
Alex Gauna	2-3	0-0	0-0	0-0-0	0	4	0	2	0	0	11
Brandon Kearney	2-2	1-1	0-0	0-1-1	0	5	4	2	1	1	13
Austin Thornton	2-3	2-3	2-2	0-2-2	1	8	0	1	0	3	16
Dan Chapman	0-0	0-0	0-0	0-0-0	0	0	0	0	0	0	2
Keenan Wetzel	0-0	0-0	0-0	0-0-0	0	0	0	0	0	0	2
Travis Trice	3-4	2-3	2-2	0-2-2	2	10	0	0	0	0	16
Derrick Nix	4-6	0-0	2-4	3-1-4	3	10	2	2	0	2	18
Joe Sweeney	0-2	0-1	0-0	0-0-0	0	0	1	0	1	0	2
Colby Wollenman	0-0	0-0	0-0	0-0-0	1	0	0	0	0	0	2
Anthony Ianni	0-1	0-0	0-0	0-0-0	0	0	0	0	0	0	3
Team				1-2-3							
<b>Totals</b>	<b>37-60</b>	<b>10-18</b>	<b>11-15</b>	<b>11-26-37</b>	<b>17</b>	<b>95</b>	<b>25</b>	<b>15</b>	<b>3</b>	<b>16</b>	<b>200</b>

**Total FG%** 1st: 19-32 (59.4%) 2nd: 18-28 (64.3%) Game: 61.7%  
**3-Pt FG%** 1st: 6-12 (50.0%) 2nd: 4-6 (66.7%) Game: 55.6%  
**F Throw%** 1st: 2-3 (66.7%) 2nd: 9-12 (75.0%) Game: 73.3%

Iowa	FG	3FG	FT	O-D-R	PF	PTS	A	T	B	S	MIN
Melsahn Basabe, f	5-10	0-0	0-1	2-1-3	0	10	2	2	1	0	26
Roy Devyn Marble, g	4-15	2-3	2-3	3-5-8	3	12	1	4	0	3	36
Matt Gatens, f	4-9	2-5	1-2	1-2-3	2	11	1	1	0	1	28
Zach McCabe, f	2-7	0-1	3-3	2-0-2	3	7	0	2	0	0	19
Eric May, g	1-2	0-0	0-1	1-1-2	1	2	1	4	0	0	13
Gabriel Olaseni	0-0	0-0	0-0	0-3-3	1	0	0	0	1	1	5
Josh Oglesby	1-6	0-4	0-0	0-0-0	0	2	1	1	0	0	17
Andrew Brommer	0-0	0-0	0-0	1-0-1	2	0	1	0	0	0	7
Bryce Cartwright	1-5	0-0	0-0	0-0-0	1	2	5	5	0	1	17
Aaron White	5-7	0-1	5-9	4-2-6	2	15	0	2	2	2	26
Brandon Stubbs	0-0	0-0	0-0	0-0-0	0	0	0	0	0	0	2
Devon Archie	0-2	0-0	0-0	2-0-2	0	0	0	0	0	0	4
Team				2-1-3							
<b>Totals</b>	<b>23-63</b>	<b>4-14</b>	<b>11-19</b>	<b>18-15-33</b>	<b>16</b>	<b>61</b>	<b>12</b>	<b>21</b>	<b>4</b>	<b>8</b>	<b>200</b>

**Total FG%** 1st: 10-26 (38.5%) 2nd: 13-37 (35.1%) Game: 36.5%  
**3-Pt FG%** 1st: 1-7 (14.3%) 2nd: 3-7 (42.9%) Game: 28.6%  
**F Throw%** 1st: 3-4 (75.0%) 2nd: 8-15 (53.3%) Game: 57.9%

**Officials:** Scott Thornley, Ray Perone, Bo Boroski  
**Attendance:** 14,797 **Halftime Score:** MSU 46-24

**Key Moment:** MSU led 30-22 with 7:29 left in the first half following an Iowa three-point play. The Spartans then posted a 16-0 run over 6:00 to take a commanding 46-22 lead.

**Notes:** Michigan State recorded its 17th straight home win over Iowa ... MSU's 95 points were the most it's scored in a Big Ten game since scoring 103 vs. Indiana on March 2, 2008 ... Keith Appling dishd out a career-best nine assists, while committing zero turn-overs ... MSU shot a season high .556 from the field, its third game above 61 percent in the last 10 contests ... The Spartans made a season-high 10 3-pointers, shooting an impressive .556 from behind the arc ... MSU's defense tallied 16 steals, just two shy of the school record ... Draymond Green posted his ninth double-double of the season with 22 points and 10 rebounds. It was his second 20-point, 10-rebound game of the season and sixth of his career, and the fourth 20-point, 10-rebound, 5-assist game of his career.

## 2011-12 BOX SCORES

#18

Northwestern . . . . . 81  
 #6/7 Michigan State . . . . . 74  
 Jan. 14, 2012 • Evanston, Ill. • Welsh-Ryan Arena

Michigan State	FG	3FG	FT	O-D-R	PF	PTS	A	T	B	S	MIN
Draymond Green, f	5-8	4-5	0-1	3-11	14	2	14	4	3	1	39
Adreian Payne, f	1-3	0-0	3-6	1-0-1	2	5	0	0	0	0	11
Keith Appling, g	4-13	0-5	9-13	2-1-3	3	17	3	3	0	2	36
Brandon Dawson, g	3-3	0-0	3-4	4-2-6	4	9	0	3	1	1	17
Brandon Wood, g	3-7	2-4	1-2	1-0-1	3	9	5	1	0	0	23
Russell Byrd	0-0	0-0	0-0	0-0-0	0	0	0	0	0	0	1
Austin Thornton	1-3	1-1	0-0	0-2-2	5	3	2	0	0	0	21
Alex Gauna	1-3	0-0	0-0	1-1-2	0	2	0	0	0	0	2
Travis Trice	3-6	1-2	0-0	1-2-3	2	7	4	1	0	2	23
Derrick Nix	2-4	0-0	1-1	1-3-4	3	5	1	2	1	0	16
Brandon Kearney	1-2	1-1	0-0	0-0-0	1	3	0	0	1	0	11
Team	1-2-3										
Totals	24-52	9-18	17-27	15-24-39	25	74	19	14	4	6	200
Total FG%	1st: 13-20 (65.0%)			2nd: 11-32 (34.4%)			Game: 46.2%				
3-Pt FG%	1st: 5-7 (71.4%)			2nd: 4-11 (36.4%)			Game: 50.0%				
F Throw%	1st: 6-11 (54.5%)			2nd: 11-16 (68.8%)			Game: 63.0%				

Northwestern	FG	3FG	FT	O-D-R	PF	PTS	A	T	B	S	MIN
Drew Crawford, f	8-14	3-5	1-2	0-1-1	3	20	1	1	1	1	29
John Shurna, f	5-14	2-6	10-11	1-4-5	1	22	5	0	2	1	40
Davide Curretli, f	5-7	1-1	6-10	3-3-6	4	17	4	0	1	2	36
Reggie Hearn, g	5-6	0-0	0-0	2-3-5	4	10	2	4	0	0	29
Dave Sobolewski, g	1-6	0-3	4-6	0-3-3	3	6	7	1	0	1	40
Luka Mirkovic	0-1	0-0	0-0	1-2-3	1	0	0	1	0	0	4
Nick Fruendt	0-0	0-0	0-0	0-0-0	1	0	1	0	0	0	7
Alex Marcotullio	2-4	2-2	0-0	0-1-1	1	6	0	0	0	1	15
Team	1-2-3										
Totals	26-52	8-17-21-29	8-19-27	18	81	20	7	4	6	200	
Total FG%	1st: 13-28 (46.4%)			2nd: 13-24 (54.2%)			Game: 50.0%				
3-Pt FG%	1st: 5-10 (50.0%)			2nd: 3-7 (42.9%)			Game: 47.1%				
F Throw%	1st: 8-9 (88.9%)			2nd: 13-20 (65.0%)			Game: 72.4%				

Officials: Lamont Simpson, Tom O'Neill, Bob Donato

Attendance: 8,117 Halftime Score: NU 39-37

**Key Moment:** Northwestern had battled back from a nine-point first half deficit to take a 36-34 lead with 1:21 in the first half. MSU responded with a three-pointer from Brandon Kearney and then a steal, but Alex Gauna missed a dunk, and John Shurna hit a long 3-pointer at the first half buzzer, giving the Wildcats a 39-37 lead and all the momentum heading into the half.

**Notes:** The loss snapped MSU's 15-game winning streak, it's longest single-season winning streak since 1999 ... Northwestern shot 50.0 percent from the field, marking the first Spartan opponent to shoot 50 percent ... Michigan State shot 65.0 percent in the first half (13-20), but just 34.4 percent in the second half (11-32) ... The Spartans were outscored in the paint, 32-28, for just the third time all season ... Michigan State recorded 19 assists on 24 baskets.

#19

#20/19 Michigan . . . . . 60  
 #9/9 Michigan State . . . . . 59  
 Jan. 17, 2012 • Ann Arbor, Mich. • Crisler Center

Michigan State	FG	3FG	FT	O-D-R	PF	PTS	A	T	B	S	MIN
Draymond Green, f	3-8	1-3	0-0	2-9-11	3	7	3	5	1	3	37
Adreian Payne, f	2-3	0-0	0-0	0-1-1	1	4	1	0	0	0	14
Keith Appling, g	5-12	0-1	0-0	0-4-4	4	10	5	4	0	1	31
Brandon Dawson, g	2-4	0-0	0-0	0-0-0	0	4	1	1	0	0	12
Brandon Wood, g	1-6	1-5	1-2	3-3-6	0	4	2	2	0	0	32
Brandon Kearney	2-2	2-2	0-0	1-1-2	2	6	0	0	0	0	12
Austin Thornton	2-3	2-3	2-2	1-2-3	0	8	0	0	0	0	20
Travis Trice	1-3	1-1	0-0	0-1-1	2	3	0	1	0	0	18
Derrick Nix	6-9	0-0	1-1	2-1-3	0	13	1	1	0	1	24
Team	0-0-0										
<b>Totals</b>	<b>24-50</b>	<b>7-15</b>	<b>4-5</b>	<b>9-22-31</b>	<b>12</b>	<b>59</b>	<b>13</b>	<b>14</b>	<b>1</b>	<b>5</b>	<b>200</b>
Total FG%	1st: 13-29 (44.8%)			2nd: 11-21 (52.4%)			Game: 48.0%				
3-Pt FG%	1st: 3-9 (33.3%)			2nd: 4-6 (66.7%)			Game: 46.7%				
F Throw%	1st: 0-0 (0.0%)			2nd: 4-5 (80.0%)			Game: 80.0%				

Michigan	FG	3FG	FT	O-D-R	PF	PTS	A	T	B	S	MIN
Zack Novak, g	4-8	2-5	0-0	0-1-1	1	10	0	1	0	2	37
Tim Hardaway, g	3-9	0-4	4-4	0-1-1	3	10	2	1	1	1	36
Jordan Morgan, f	2-3	0-0	0-2	0-2-2	2	4	1	2	2	1	33
Trey Burke, g	8-11	3-6	1-3	0-4-4	1	20	3	3	2	2	37
Stu Douglass, g	3-6	1-3	2-3	1-3-4	1	9	2	1	0	1	36
Blake McLimans	0-0	0-0	0-0	0-0-0	0	0	0	0	0	0	2
Matt Vogrich	1-2	0-1	0-0	0-2-2	0	2	0	0	0	0	9
Evan Smotrycz	2-6	0-2	1-1	0-1-1	0	5	0	1	0	1	10
Team	1-2-3										
<b>Totals</b>	<b>23-45</b>	<b>6-21</b>	<b>8-13</b>	<b>2-16-18</b>	<b>8</b>	<b>60</b>	<b>8</b>	<b>8</b>	<b>5</b>	<b>8</b>	<b>200</b>
Total FG%	1st: 13-24 (54.2%)			2nd: 10-21 (47.6%)			Game: 51.1%				
3-Pt FG%	1st: 4-10 (40.0%)			2nd: 2-11 (18.2%)			Game: 28.6%				
F Throw%	1st: 6-9 (66.7%)			2nd: 2-4 (50.0%)			Game: 61.5%				

Officials: Ted Valentine, Terry Wymer, Earl Walton

Attendance: 12,721 Halftime Score: MICH 36-29

**Key Moment:** MSU led 59-56 after two Austin Thornton free throws with 2:32 left. Tim Hardaway responded with a layup. MSU turned it over, but UM missed a shot. Keith Appling then missed two shots and Michigan raced down court for a go-ahead layup with 35 seconds left. After Appling had a shot blocked, Draymond Green missed a jumper in the paint and a follow tip as time expired.

**Notes:** Derrick Nix scored a team-high 13 points, becoming the seventh different Spartan to lead the team in scoring this season ... Michigan shot 51.1 percent from the field, the highest percentage by a Spartan opponent this season ... MSU owned a 31-18 advantage on the glass, including holding Michigan to just two offensive rebounds, a season low for a Spartan opponent ... Michigan hit three of its first four 3-point attempts, and just three of its next 17 ... Draymond Green passed Goran Suton for sixth in MSU career rebounding (894) ... Brandon Kearney came off the bench to score a season-high six points, knocking down two 3-pointers ... MSU attempted a season-low five free throws, making four.

# 2011-12 BOX SCORES



#20

#9/9 Michigan State . . . . . 83  
Purdue . . . . . 58  
Jan. 21, 2012 • East Lansing, Mich. • Breslin Center

Michigan State	FG	3FG	FT	O-D-R	PF	PTS	A	T	B	S	MIN
Draymond Green, f	3-6	0-2	2-2	0-12	1	8	7	4	1	2	33
Adreian Payne, c	3-5	0-0	3-4	0-3-3	3	9	0	1	1	0	18
Keith Appling, g	3-4	1-1	3-4	0-2-2	2	10	5	1	1	0	29
Brandon Dawson, g	6-7	0-0	2-2	1-2-3	1	14	0	2	2	1	19
Brandon Wood, g	3-4	2-2	0-0	0-0-0	2	8	0	1	0	0	23
Russell Byrd	0-1	0-0	0-0	2-0-2	1	0	0	0	0	0	6
Alex Gauna	0-1	0-0	2-2	1-1-2	1	2	0	0	0	0	6
Brandon Kearney	1-3	1-2	0-0	0-3-3	0	3	0	1	0	2	9
Austin Thornton	4-8	3-4	0-0	0-1-1	2	11	0	0	0	1	18
Dan Chapman	0-0	0-0	0-0	0-0-0	0	0	0	0	0	0	1
Keenan Wetzel	0-1	0-1	1-2	0-0-0	1	1	0	0	0	0	1
Travis Wetzle	2-3	0-1	1-2	0-0-0	3	5	4	1	0	0	16
Derrick Nix	5-7	0-0	2-4	1-3-4	1	12	2	0	0	0	17
Joe Sweeney	0-0	0-0	0-0	0-0-0	0	0	0	0	0	0	1
Colby Wollenman	0-0	0-0	0-0	0-0-0	0	0	0	0	0	0	1
Anthony Ianni	0-0	0-0	0-0	0-0-0	1	0	0	0	0	0	2
Team	1-0-1										

<b>Total FG%</b>	1st: 12-21 (57.1%)	2nd: 18-29 (62.1%)	Game: 60.0%
<b>3-Pt FG%</b>	1st: 3-6 (50.0%)	2nd: 4-7 (57.1%)	Game: 53.8%
<b>F Throw%</b>	1st: 4-5 (80.0%)	2nd: 12-17 (70.6%)	Game: 72.7%

Purdue	FG	3FG	FT	O-D-R	PF	PTS	A	T	B	S	MIN
Robbie Hummel, f	0-11	0-6	2-2	3-3-6	2	4	0	0	1	0	22
Travis Carroll, f	1-1	0-0	2-2	2-0-2	3	4	0	0	0	0	14
Kelsey Barlow, g	2-7	0-0	2-3	2-2-4	3	6	0	1	0	1	25
Lewis Jackson, g	3-7	0-1	4-5	2-4-6	0	10	4	3	0	1	22
Ryne Smith, g	1-6	0-5	2-2	1-2-3	2	4	0	1	0	0	20
Terone Johnson	2-5	1-1	0-1	0-1-1	1	5	0	0	0	0	14
Anthony Johnson	1-7	0-1	1-1	1-1-2	1	3	1	1	0	0	18
Dru Anthorp	0-0	0-0	0-0	0-0-0	0	0	1	0	0	0	4
D.J. Byrd	2-11	1-4	2-2	2-0-2	0	7	0	1	0	0	16
Neal Beshears	1-1	0-0	0-0	1-0-1	0	2	0	0	0	0	2
John Hart	3-4	1-2	3-4	0-0-0	1	10	1	2	0	0	16
Jacob Lawson	1-1	0-0	0-0	2-1-3	3	2	0	2	1	2	15
Sandi Marcus	1-1	0-0	1-2	0-2-2	2	3	0	0	0	0	12
Team	2-0-2										
Totals	18-62	3-20	19-24	18-16-34	18	58	7	11	2	4	200

<b>Total FG%</b>	1st: 9-32 (28.1%)	2nd: 10-30 (33.3%)	Game: 29.0%
<b>3-Pt FG%</b>	1st: 1-9 (11.1%)	2nd: 2-11 (18.2%)	Game: 15.0%
<b>F Throw%</b>	1st: 7-9 (77.8%)	2nd: 12-15 (80.0%)	Game: 79.2%

**Officials:** Mike Sanzere, Mike Eades, John Higgins  
**Attendance:** 14,797 **Halftime Score:** MSU 31-24

**Key Moment:** After a sluggish start, Michigan State was tied with Purdue at 20 with 6:26 left in the first half. The Spartans went on a 7-0 run, and took a 31-24 lead into halftime.

**Notes:** MSU's defense held Purdue's leading scorer Robbie Hummel to two points on 0-of-11 shooting. Hummel entered the game averaging 16.1 points per game ... MSU held an 18-0 advantage in fast break points ... MSU tied its season low with just six offensive rebounds, including just one in the first half ... Brandon Dawson led MSU with 14 points, snapping a string of six straight games scoring in single digits ... Four Spartans scored in double figures and three more scored eight or nine points ... With 12 rebounds, Draymond Green moved into a tie for fifth place with Mike Peplowski in MSU career rebounds (906) ... MSU was out-rebounded, 20-12, in the first half, but held a 21-14 advantage in the second half.

#21

#10/11 Michigan State . . . . . 68  
Minnesota . . . . . 52  
Jan. 25, 2012 • East Lansing, Mich. • Breslin Center

Michigan State	FG	3FG	FT	O-D-R	PF	PTS	A	T	B	S	MIN
Draymond Green, f	9-11	1-3	3-7	2-12	14	1	22	6	1	1	35
Adreian Payne, c	4-6	0-0	0-1	0-5	5	2	8	1	1	1	24
Keith Appling, g	1-8	0-4	5-6	0-1	3	7	4	3	0	2	33
Brandon Dawson, g	7-10	0-0	2-3	4-0	4	2	16	1	1	4	27
Brandon Wood, g	0-4	0-3	0-0	0-2	1	0	3	1	1	0	30
Russell Byrd	1-1	1-1	2-2	0-1	1	5	0	0	0	0	7
Brandon Kearney	1-2	0-0	0-0	0-0	0	1	2	0	0	0	12
Austin Thornton	0-1	0-0	0-0	1-1	2	4	0	2	1	1	15
Dan Chapman	0-0	0-0	0-0	0-0	0	0	0	0	0	0	0+
Keenan Wetzel	0-0	0-0	0-0	0-0	0	0	0	0	0	0	0+
Derrick Nix	3-5	0-0	2-4	0-3	3	2	8	0	2	0	17
Joe Sweeney	0-0	0-0	0-0	0-0	0	0	0	0	0	0	0+
Colby Wollenman	0-0	0-0	0-0	0-0	0	0	0	0	0	0	0+
Anthony Ianni	0-0	0-0	0-0	0-0	0	0	0	0	0	0	0+
Team	0-0-0										
Totals	26-48	2-11	14-23	7-25	32	17	68	17	10	8	200

<b>Total FG%</b>	1st: 16-31 (51.6%)	2nd: 10-17 (58.8%)	Game: 54.2%
<b>3-Pt FG%</b>	1st: 2-8 (25.0%)	2nd: 0-3 (0.0%)	Game: 18.2%
<b>F Throw%</b>	1st: 3-6 (50.0%)	2nd: 11-17 (64.7%)	Game: 60.9%

Minnesota	FG	3FG	FT	O-D-R	PF	PTS	A	T	B	S	MIN
Julian Welch, g	2-8	2-4	3-3	0-3-3	3	9	4	2	0	0	27
Joe Coleman, g	2-5	0-0	5-8	3-5-8	2	9	9	0	2	0	31
Austin Hollins, g	0-2	0-2	0-0	1-1-2	0	0	2	2	0	0	23
Rodney Williams, f	6-10	3-5	0-1	2-2-4	4	15	1	2	1	0	37
Ralph Sampson III, c	4-7	0-0	2-2	0-2-2	4	10	0	2	0	0	26
Andre Hollins	0-5	0-3	0-0	0-2-2	1	0	1	0	1	0	17
Oto Osenieks	1-1	1-1	0-0	0-1-1	0	3	0	0	0	0	3
Maverick Ahannisi	0-2	0-0	0-0	0-0-0	0	0	1	0	0	0	8
Chip Armelin	2-5	0-1	0-0	1-0-1	0	4	2	0	0	0	13
Andre Ingram	1-2	0-0	0-0	0-1-1	2	2	0	0	0	0	6
Kendal Shell	0-0	0-0	0-0	0-0-0	0	0	0	0	0	0	0+
Elliott Eliason	0-0	0-0	0-0	0-0-0	3	0	0	1	0	0	9
Team	1-0-1 2										
Totals	18-47	6-16	10-14	8-17-25	19	52	11	14	1	4	200

<b>Total FG%</b>	1st: 9-23 (39.1%)	2nd: 9-24 (37.5%)	Game: 38.3%
<b>3-Pt FG%</b>	1st: 4-9 (44.4%)	2nd: 2-7 (28.6%)	Game: 37.5%
<b>F Throw%</b>	1st: 5-5 (100%)	2nd: 5-9 (55.6%)	Game: 71.4%

**Officials:** Ed Hightower, Ray Perone, Paul Janssen  
**Attendance:** 14,797 **Halftime Score:** MSU 37-27

**Key Moment:** MSU had seen its 13 point lead trimmed to five at 46-41 with 9:53 left in the game. Brandon Dawson then turned the ball over, but made an open court steal and was intentionally fouled. The play sparked an 11-3 run that sealed MSU's victory.

**Notes:** Tom Izzo recorded his 400th career victory, becoming just the fourth coach to do it at a Big Ten school ... For the first time on the season, Draymond Green led MSU in points (22), rebounds (14) and assists (6) ... MSU dominated the paint, out-scoring Minnesota, 38-20 ... Brandon Dawson blocked a season-high four shots, as the Spartans tied a season high with eight rejections as a team ... Dawson also matched his career high with 16 points, 10 of which came in the second half ... MSU shot 54.2 percent as a team despite its starting backcourt of Keith Appling and Brandon Wood shooting a combined 1-of-12 ... Draymond Green scored his 22 points on 9-of-11 shooting, including 8-of-8 from 2-point range ... Green moved into fourth place in MSU career rebounds (920).



## 2011-12 BOX SCORES

**#22** Illinois . . . . . 42  
**#9/10** Michigan State . . . . . 41  
 Jan. 31, 2012 • Champaign, Ill. • Assembly Hall

Michigan State	FG	3FG	FT	O-D-R	PF	PTS	A	T	B	S	MIN
Draymond Green, f	1-6	0-1	3-4	3-5-8	4	5	0	5	0	0	16
Adreian Payne, f	3-10	1-1	0-0	4-1-5	1	7	0	0	0	0	16
Keith Appling, g	1-11	0-3	2-2	0-4-4	3	4	2	5	1	1	34
Brandon Dawson, g	4-11	0-1	4-4	7-6-13	3	12	0	1	1	0	28
Brandon Wood, g	1-5	1-3	0-0	1-3-4	1	3	0	1	0	1	25
Alex Gauna	0-0	0-0	0-0	0-0-0	0	0	0	0	0	0	1
Brandon Kearney	0-0	0-0	0-0	0-0-0	0	0	0	0	1	0	6
Austin Thornton	1-3	0-2	0-0	2-4-6	3	2	0	0	0	0	28
Travis Trice	2-6	1-3	0-0	0-0-0	0	5	1	2	0	0	22
Derrick Nix	1-6	0-0	1-2	1-2-3	3	3	1	1	0	1	24
Team				5-1-6							
<b>Totals</b>	<b>14-58</b>	<b>3-14</b>	<b>10-12</b>	<b>23-26-49</b>	<b>18</b>	<b>41</b>	<b>4</b>	<b>16</b>	<b>3</b>	<b>3</b>	<b>200</b>

<b>Total FG%</b>	1st: 7-30 (23.3%)	2nd: 7-28 (25.0%)	Game: 24.1%
<b>3-Pt FG%</b>	1st: 2-7 (28.6%)	2nd: 1-7 (14.3%)	Game: 21.4%
<b>F Throw%</b>	1st: 4-4 (100%)	2nd: 6-8 (75.0%)	Game: 83.3%

Illinois	FG	3FG	FT	O-D-R	PF	PTS	A	T	B	S	MIN
Meyers Leonard, c	2-7	0-1	0-2	2-4-6	4	4	0	2	3	0	29
D.J. Richardson, g	4-12	1-6	0-0	1-2-3	1	9	1	2	0	1	39
Joseph Bertrand, g	0-3	0-0	0-0	1-4-5	1	0	0	1	0	0	19
Brandon Paul, g	6-17	1-6	5-9	1-8-9	1	18	5	4	2	2	40
Tracy Abrams, g	1-3	1-2	2-4	0-3-3	4	5	0	1	0	1	22
Sam Maniscalco	0-1	0-1	0-0	0-0-0	1	0	1	0	0	0	18
Myke Henry	2-3	0-1	2-2	2-1-3	0	6	0	1	0	0	17
Ibby Djiimde	0-0	0-0	0-0	0-0-0	1	0	0	0	0	0	4
Nnanna Ekwu	0-0	0-0	0-0	1-0-1	4	0	0	1	1	0	12
Team				2-0-2							
<b>Totals</b>	<b>15-46</b>	<b>3-17</b>	<b>9-17</b>	<b>10-22-32</b>	<b>17</b>	<b>42</b>	<b>7</b>	<b>12</b>	<b>6</b>	<b>4</b>	<b>200</b>

<b>Total FG%</b>	1st: 9-25 (36.0%)	2nd: 6-21 (28.6%)	Game: 32.6%
<b>3-Pt FG%</b>	1st: 1-8 (12.5%)	2nd: 2-9 (22.2%)	Game: 17.6%
<b>F Throw%</b>	1st: 3-7 (42.9%)	2nd: 6-10 (60.0%)	Game: 52.9%

**Officials:** Jim Burr, Pat Driscoll, Glen Mayborg

**Attendance:** 14,797

**Halftime Score:** ILL 22-20

**Key Moment:** MSU took a 40-37 lead with 2:39 left. On Illinois' next possession, Tracy Abrams tied the contest with a 3-pointer. MSU missed a 3-pointer and Brandon Paul hit two free throws on Illinois' next possession following an offensive rebound, taking a 42-40 lead.

**Notes:** Michigan State shot a season-low .241 from the field in scoring 41 points, its lowest total since scoring 36 at Iowa on Jan. 12, 2008 ... Brandon Dawson led MSU in scoring (12) and rebounding (13) in recording his second career double-double. The 13 rebounds were a season high for Dawson ... Dawson was the only Spartan in double figures, marking just the second time this season that only one Spartan has scored at least 10 points ... Michigan State also had season low totals in assists (4) and steals (3) ... Michigan State grabbed more offensive rebounds (23) than Illinois had defensive boards (22) ... Adreian Payne made his first career 3-pointer, having not even attempted one since going 0-of-1 in his Spartan debut vs. Eastern Michigan on Nov. 12, 2010 ... MSU's two leading scorers on the season, Draymond Green (1-of-6) and Keith Appling (1-of-11) shot a combined 2-of-17 from the field.

**#23** #9/10 Michigan State . . . . . 64  
**#23/22** Michigan . . . . . 54  
 Feb. 5, 2012 • East Lansing, Mich. • Breslin Center

Michigan State	FG	3FG	FT	O-D-R	PF	PTS	A	T	B	S	MIN
Draymond Green, f	7-11	0-2	0-0	2-14-16	2	14	4	4	0	1	38
Adreian Payne, f	2-4	0-0	1-2	1-2-3	3	5	0	1	1	1	15
Keith Appling, g	3-5	0-1	4-6	0-1-1	2	10	2	3	0	3	29
Austin Thornton, g	0-1	0-1	5-6	0-3-3	2	5	4	1	0	0	21
Brandon Dawson, g	4-6	0-0	2-4	2-2-4	1	10	0	1	0	1	21
Russell Byrd	0-0	0-0	0-0	0-1-1	0	0	0	1	0	0	1
Brandon Kearney	1-1	0-0	0-0	1-0-1	0	2	1	1	0	1	9
Travis Trice	1-3	1-3	0-0	0-0-0	0	3	0	0	0	0	14
Derrick Nix	3-8	0-0	0-0	3-3-6	3	6	0	1	0	0	23
Brandon Wood	3-7	1-3	2-2	3-1-4	1	9	4	2	0	0	29
Anthony Ianni	0-0	0-0	0-0	0-0-0	0	0	0	0	0	0	0+
Team				0-1-1	1						
<b>Totals</b>	<b>24-46</b>	<b>2-10</b>	<b>14-20</b>	<b>12-28-40</b>	<b>15</b>	<b>64</b>	<b>15</b>	<b>15</b>	<b>1</b>	<b>7</b>	<b>200</b>

<b>Total FG%</b>	1st: 13-22 (59.1%)	2nd: 11-24 (45.8%)	Game: 52.2%
<b>3-Pt FG%</b>	1st: 1-3 (33.3%)	2nd: 1-7 (14.3%)	Game: 20.0%
<b>F Throw%</b>	1st: 3-4 (75.0%)	2nd: 11-16 (68.8%)	Game: 70.0%

Michigan	FG	3FG	FT	O-D-R	PF	PTS	A	T	B	S	MIN
Jordan Morgan, f	4-6	0-0	3-3	1-2-3	1	11	0	3	0	1	29
Zack Novak, g	5-8	3-5	1-2	1-2-3	5	14	2	2	0	1	40+
Stu Douglass, g	2-6	1-3	0-0	0-3-1	1	5	5	0	0	0	39
Trey Burke, g	4-11	2-6	1-3	0-1-1	1	11	4	4	0	3	39
Tim Hardaway, Jr., g	1-10	0-3	2-2	1-0-1	1	4	2	1	0	1	32
Matt Vogrich	1-2	0-1	0-0	0-0-0	2	2	2	0	0	0	8
Josh Bartelstein	0-0	0-0	0-0	0-0-0	0	0	1	0	0	0	0+
Blake McLimans	0-0	0-0	0-0	0-0-0	1	0	0	0	0	0	1
Evan Smotrycz	2-5	1-4	2-2	0-4-4	4	7	1	0	0	0	12
Corey Person	0-0	0-0	0-0	0-0-0	0	0	0	0	0	0	0+
Colton Christian	0-0	0-0	0-0	0-0-0	0	0	0	0	0	0	0+
Team				0-1-1	1						
<b>Totals</b>	<b>19-48</b>	<b>7-22</b>	<b>9-12</b>	<b>3-13-16</b>	<b>17</b>	<b>54</b>	<b>15</b>	<b>10</b>	<b>0</b>	<b>6</b>	<b>200</b>

<b>Total FG%</b>	1st: 9-23 (39.1%)	2nd: 10-25 (40.0%)	Game: 39.6%
<b>3-Pt FG%</b>	1st: 4-11 (36.4%)	2nd: 3-11 (27.3%)	Game: 31.8%
<b>F Throw%</b>	1st: 0-0 (0.0%)	2nd: 9-12 (75.0%)	Game: 75.0%

**Officials:** Mike Eades, John Higgins, Mark Whitehead

**Attendance:** 14,797

**Halftime Score:** MSU 30-22

**Key Moment:** The contest was tied at 5 more than six minutes in, when MSU used a 20-6 run to claim a 25-11 lead. Sixteen of MSU's 20 points during the run were scored in the paint. After that, MSU's lead never dipped below eight points.

**Notes:** Draymond Green became just the fourth Big Ten player since 1996-97 to have as many rebounds (16) as the opponent totaled. (Courtesy of STATS, LLC) ... With 14 points and 16 rebounds, Green recorded his 30th career double-double ... Green played 38 minutes after leaving the game at Illinois on crutches with a knee injury five days earlier ... MSU recorded its 19th win over Michigan in the last 25 games in the series ... After allowing Michigan to shoot .511 in Ann Arbor (season high for Spartan opponent), MSU's defense held UM to .396 from the field ... MSU's +24 rebounding margin (40-16) was the second largest of the season and the largest in Big Ten play ... MSU held a 16-3 edge in second-chance points, including a 10-0 margin in the second half ... In two games in 2011-12, Michigan grabbed five total offensive rebounds ... MSU held a 36-20 advantage in points in the paint ... For the first time all season, Brandon Wood came off the bench, responding with nine points, four rebounds and four assists.

# 2011-12 BOX SCORES



**Draymond Green grabbed as many rebounds (16) as the entire Michigan team in MSU's 64-54 victory.**



**Adreian Payne scored 12 points against Penn State, and followed with 15 in his next game against Ohio State.**

**#24**

#11/12 Michigan State . . . . . 77  
Penn State. . . . . 57  
Feb. 8, 2012 • East Lansing, Mich. • Breslin Center

Michigan State	FG	3FG	FT	O-D-R	PF	PTS	A	TB	S	MIN
Draymond Green, f	6-15	2-6	9-14	3-9-12	2	23	5	1	0	1 36
Adreian Payne, f	3-7	0-0	6-8	2-3-5	2	12	1	3	0	2 21
Keith Appling, g	2-4	1-3	5-6	0-4-4	4	10	7	1	0	1 25
Austin Thornton, g	2-5	2-3	0-0	2-3-5	0	6	0	0	1	1 17
Branden Dawson, g	5-8	0-0	2-3	4-3-7	0	12	0	1	2	3 24
Russell Byrd	0-1	0-1	0-0	0-0-0	1	0	0	1	0	0 5
Alex Gauna	0-0	0-0	1-2	1-0-1	0	1	0	0	0	0 5
Brandon Kearney	0-0	0-0	0-0	0-0-0	1	0	0	0	0	0 8
Dan Chapman	0-0	0-0	0-0	0-1-1	0	0	0	0	0	0 1
Travis Trice	2-6	1-3	0-0	1-2-3	3	5	1	1	0	1 19
Derrick Nix	1-2	0-0	0-1	0-1-1	2	2	0	2	0	0 14
Brandon Wood	2-5	2-5	0-0	1-1-2	3	6	2	2	0	0 23
Anthony Ianni	0-0	0-0	0-0	0-0-0	0	0	1	1	0	0 2
Team				3-0-3						1
Totals	23-53	8-21	23-34	17-27-44	18	77	16	14	3	9 200

Total FG%	1st: 8-30 (26.7%)	2nd: 15-23 (65.2%)	Game: 43.4%
3-Pt FG%	1st: 4-11 (36.4%)	2nd: 4-10 (40.0%)	Game: 38.1%
F Throw%	1st: 13-16 (81.3%)	2nd: 10-18 (55.6%)	Game: 67.6%

Penn State	FG	3FG	FT	O-D-R	PF	PTS	A	TB	S	MIN
Nick Colella, g	3-8	3-7	0-0	0-0-0	1	9	1	2	1	0 37
Tim Frazier, g	6-18	0-3	7-8	1-4-5	4	19	7	6	0	2 37
C. Woodyard, g	2-5	2-4	0-0	1-2-3	1	6	1	1	0	0 23
Jon Graham, f	1-3	0-0	1-2	1-3-4	4	3	1	1	1	0 23
Billy Oliver, f	0-2	0-2	0-0	0-1-1	2	0	0	0	0	0 11
Matt Glover	0-1	0-0	0-0	0-2-2	3	0	0	1	0	0 7
Jermaine Marshall	4-10	1-4	3-3	0-5-5	5	12	0	1	1	1 28
Sasa Borovnjak	3-3	0-0	0-3	1-0-1	4	6	0	1	0	0 17
Ross Travis	1-2	0-0	0-0	1-0-1	2	2	1	0	0	1 17
Team	1-2-3									
Totals	20-52	6-20	11-16	6-19-25	26	57	11	13	3	4 200

Total FG%	1st: 5-24 (20.8%)	2nd: 15-28 (53.6%)	Game: 38.5%
3-Pt FG%	1st: 2-12 (16.7%)	2nd: 4-8 (50.0%)	Game: 30.0%
F Throw%	1st: 7-10 (70.0%)	2nd: 4-6 (66.7%)	Game: 68.8%

Officials: Gene Statoreto, Eric Curry, Larry Scirott  
Attendance: 14,797      Halftime Score: MSU 33-19

**Key Moment:** MSU's 22-point lead had shrunk to five at 52-47, when Draymond Green scored six of MSU's next eight points to spark a 23-5 run to put the game away.

**Notes:** Draymond Green recorded his Big Ten-best 13th double-double (23 points, 12 rebounds) of the season, and his fourth 20-point, 10-rebound game of the year ... MSU held an 18-1 advantage in second-chance points ... The Spartans grabbed 17 offensive rebounds, compared to six for Penn State, although the Nittany Lions entered the game leading the Big Ten with 13.5 offensive rebounds per contest ... Adreian Payne scored 12 points, the most he's ever scored in a Big Ten game ... Keith Appling dished out seven assists, the most since recording nine vs. Iowa on Jan. 10 ... Branden Dawson scored in double figures for the fifth straight games, adding seven rebounds, two blocks and three steals ... MSU shot 26.7 percent in the first half, but improved to 65.2 percent in the second half, an improvement of 38.5 percent. Penn State also improved from 20.8 percent to 53.6 percent ... Michigan State committed 14 turnovers, but just four in the second half.

## 2011-12 BOX SCORES

#25

#11/12 Michigan State . . . . . 58  
#3/3 Ohio State . . . . . 48  
Feb. 11, 2012 • Columbus, Ohio • Value City Arena

Michigan State	FG	3FG	FT	O-D-R	PF	PTS	A	T	B	S	MIN
Draymond Green, f	5-16	1-4	1-2	1-8-9	3	12	2	3	0	1	34
Adreian Payne, f	6-6	0-0	3-4	3-1-4	4	15	0	1	2	2	20
Keith Appling, g	4-10	1-4	5-6	0-1-1	1	14	0	7	0	2	29
Austin Thornton, g	1-2	1-2	2-2	0-1-1	2	5	0	1	1	0	31
Brandon Dawson, g	1-3	0-0	1-2	5-3-8	1	3	1	1	0	0	20
Alex Gauna	0-0	0-0	0-0	0-0-0	1	0	0	0	0	0	2
Brandon Kearney	0-0	0-0	0-0	0-0-0	1	0	0	0	0	0	2
Travis Trice	0-2	0-2	0-0	0-4-4	2	0	2	1	0	0	12
Derrick Nix	3-8	0-0	0-0	0-1-1	2	6	2	2	0	0	19
Brandon Wood	1-5	1-4	0-0	1-6-7	0	3	1	0	1	0	31
Team				2-0-2							
<b>Totals</b>	<b>21-52</b>	<b>4-16</b>	<b>12-16</b>	<b>12-25-37</b>	<b>17</b>	<b>58</b>	<b>8</b>	<b>16</b>	<b>4</b>	<b>5</b>	<b>200</b>

<b>Total FG%</b>	1st: 15-32 (46.9%)	2nd: 6-20 (30.0%)	Game: 40.4%
<b>3-PT FG%</b>	1st: 4-10 (40.0%)	2nd: 0-6 (0.0%)	Game: 25.0%
<b>F Throw%</b>	1st: 1-2 (50.0%)	2nd: 11-14 (78.6%)	Game: 75.0%

Ohio State	FG	3FG	FT	O-D-R	PF	PTS	A	T	B	S	MIN
Jared Sullinger, f	5-15	1-2	6-8	8-8-16	4	17	0	10	1	2	40-
Deshawn Thomas, f	2-12	0-5	4-6	2-0-2	1	8	0	0	0	1	32
Aaron Craft, g	3-7	1-3	8-8	1-2-3	3	15	2	1	0	1	40
Lenzelle Smith Jr., g	1-4	0-2	0-0	1-6-7	2	2	2	0	0	0	30
William Buford, g	2-12	0-2	0-0	0-1-1	1	4	1	3	0	3	36
Sam Thompson	1-2	0-1	0-0	0-1-1	0	2	1	0	0	0	14
Evan Ravenel	0-1	0-0	0-0	1-1-2	2	0	0	1	1	0	8
Team				1-1-2							
<b>Totals</b>	<b>14-53</b>	<b>2-15</b>	<b>18-22</b>	<b>14-20-34</b>	<b>13</b>	<b>48</b>	<b>6</b>	<b>15</b>	<b>2</b>	<b>7</b>	<b>200</b>

<b>Total FG%</b>	1st: 7-21 (33.3%)	2nd: 7-32 (21.9%)	Game: 26.4%
<b>3-PT FG%</b>	1st: 2-6 (33.3%)	2nd: 0-9 (0.0%)	Game: 13.3%
<b>F Throw%</b>	1st: 9-10 (90.0%)	2nd: 9-12 (75.0%)	Game: 81.8%

Officials: Mike Kitts, Ted Valentine, Lamont Simpson

Attendance: 18,809

Halftime Score: MSU 35-25

**Key Moment:** MSU had its 12-point second-half lead cut to four at 44-40 with 6:24 remaining. The Spartans got two free throws from Keith Appling on the next possession. OSU then had four shots, but missed them all, on its next possession and Derrick Nix hit a jump hook on MSU's next possession, pushing the Spartan lead back to eight at 48-40.

**Notes:** MSU's win at No. 3 Ohio State ties the highest-ranked Big Ten team the Spartans have ever beaten on the road (at Purdue, 2010) ... Michigan State snapped Ohio State's 39-game home-court win streak ... The Spartans won for the sixth time in the last nine games at Value City Arena ... MSU recorded its third road win over a ranked opponent ... Adreian Payne scored a career-high 15 points on 6-of-6 shooting. In two career games at Value City Arena, Payne is averaging 12.5 ppg on 10-of-13 shooting ... In 39 minutes, MSU's two centers, Adreian Payne and Derrick Nix, out-scored Jared Sullinger in his 40 minutes, 21-17 ... MSU held Ohio State to 26.4 percent shooting, including 21.9 percent in the second half, a season-low for the Buckeyes ... MSU's defense held Ohio State to 13.3 percent 3-point shooting ... Brandon Dawson (8), Brandon Wood (7) and Travis Trice (4) combined for 19 rebounds from the guard position.

#26

#7/8 Michigan State . . . . . 69  
#15/17 Wisconsin . . . . . 55  
Feb. 16, 2012 • East Lansing, Mich. • Breslin Center

Michigan State	FG	3FG	FT	O-D-R	PF	PTS	A	T	B	S	MIN
Draymond Green, f	5-9	2-4	8-11	0-10-10	3	20	5	3	0	1	35
Adreian Payne, f	1-5	0-0	0-0	0-2-2	2	2	0	0	0	0	18
Keith Appling, g	6-12	0-4	8-10	0-2-2	4	20	4	2	0	0	35
Austin Thornton, g	3-3	0-0	0-0	3-2-5	3	6	1	1	0	0	29
Brandon Dawson, g	3-5	0-0	1-2	0-3-3	1	7	0	0	0	0	20
Russell Byrd	0-0	0-0	0-0	0-0-0	1	0	0	0	0	0	2
Alex Gauna	0-0	0-0	0-0	0-0-0	0	0	0	0	0	0	2
Brandon Kearney	0-1	0-0	0-0	1-1-2	2	0	1	1	0	0	19
Dan Chapman	0-0	0-0	0-0	0-0-0	0	0	0	0	0	0	1
Keenan Wetzel	0-0	0-0	0-0	0-0-0	0	0	0	0	0	0	1
Derrick Nix	5-7	0-0	2-2	2-0-2	0	12	0	2	0	2	19
Brandon Wood	1-4	0-1	0-0	0-1-1	1	2	2	1	0	2	16
Joe Sweeney	0-0	0-0	0-0	0-0-0	0	0	0	0	0	0	1
Colby Wollenman	0-0	0-0	0-0	0-0-0	0	0	0	0	0	0	1
Anthony Ianni	0-0	0-0	0-0	0-0-0	0	0	0	0	0	0	1
Team				2-1-3							
<b>Totals</b>	<b>24-46</b>	<b>2-9</b>	<b>19-25</b>	<b>8-22-30</b>	<b>17</b>	<b>69</b>	<b>13</b>	<b>10</b>	<b>0</b>	<b>5</b>	<b>200</b>

<b>Total FG%</b>	1st: 13-25 (52.0%)	2nd: 11-21 (52.4%)	Game: 52.2%
<b>3-PT FG%</b>	1st: 1-5 (20.0%)	2nd: 1-4 (25.0%)	Game: 22.2%
<b>F Throw%</b>	1st: 4-6 (66.7%)	2nd: 15-19 (78.9%)	Game: 76.0%

Wisconsin	FG	3FG	FT	O-D-R	PF	PTS	A	T	B	S	MIN
Ryan Evans, f	6-14	1-3	4-4	2-5-7	4	17	0	3	0	0	32
Jordan Taylor, g	3-13	1-6	6-6	0-4-4	2	13	5	0	0	2	39
Josh Gasser, g	2-5	0-2	0-0	2-4-6	4	4	1	2	0	0	36
Mike Bruesewitz, f	1-6	0-4	2-2	2-0-2	5	4	2	2	0	2	32
Jared Berggren, f	4-8	2-4	0-0	2-2-4	4	10	1	2	1	0	24
Ben Brust	0-1	0-1	0-0	0-0-0	3	0	0	0	0	0	9
Rob Wilson	2-4	1-3	0-0	1-3-4	1	5	1	1	0	1	16
Frank Kaminsky	0-2	0-1	2-2	3-3-6	0	2	0	0	0	0	12
Team				0-0-0							
<b>Totals</b>	<b>18-53</b>	<b>5-24</b>	<b>14-14</b>	<b>12-21-33</b>	<b>23</b>	<b>55</b>	<b>10</b>	<b>10</b>	<b>1</b>	<b>5</b>	<b>200</b>

<b>Total FG%</b>	1st: 7-22 (31.8%)	2nd: 11-31 (35.5%)	Game: 34.0%
<b>3-PT FG%</b>	1st: 1-9 (11.1%)	2nd: 4-15 (26.7%)	Game: 20.8%
<b>F Throw%</b>	1st: 4-4 (100%)	2nd: 10-10 (100%)	Game: 100%

Officials: Scott Thornley, Ray Perone, Mike Sanzere

Attendance: 14,797

Halftime Score: MSU 31-19

**Key Moment:** Wisconsin took a 12-8 lead with 9:51 remaining in the first half. MSU responded with a 14-0 run and the Badgers never got closer than seven points for the rest of the game.

**Notes:** Jordan Taylor was held to 13 points on 3-of-13 shooting. In his previous four games vs. MSU, he was averaging 24.3 points ... Michigan State's 52.2 field-goal percentage was the highest by a Wisconsin opponent this season. The previous high was 49.2 percent by Iowa ... Michigan State's 13 assists were also the most by a Badger opponent on the year ... Michigan State recorded its first two-game regular-season series sweep over Wisconsin since 2001 ... Keith Appling scored 20 points, marking the most he's scored in a game since scoring 25 in the Big Ten opener vs. Indiana on Dec. 28 ... Michigan State held a remarkable 15-0 advantage in fast-break points ... Draymond Green recorded his sixth 20-point game of the season and his third in the last six games ... The 14-point victory was the largest margin of victory for MSU over Wisconsin since Feb. 12, 2000 (61-44).

# 2011-12 BOX SCORES



#27

#7/8 Michigan State . . . . . 76  
Purdue . . . . . 62  
Feb. 19, 2012 • West Lafayette, Ind. • Mackey Arena

Michigan State	FG	3FG	FT	O-D-R	PF	PTS	A	T	B	S	MIN
Draymond Green, f	7-15	3-4	3-3	2-8-10	2	20	7	1	1	0	32
Adreian Payne, f	1-4	0-0	0-0	2-2-4	4	2	0	3	1	0	13
Keith Appling, g	2-5	0-2	3-4	0-3-3	3	7	5	1	1	1	35
Austin Thornton, g	6-10	1-3	4-4	2-1-3	3	17	0	0	0	0	27
Branden Dawson, g	7-12	0-0	1-3	3-8-11	2	15	0	1	2	0	27
Russell Byrd	0-0	0-0	0-0	0-0-0	0	0	0	0	0	0	1
Alex Gauna	0-0	0-0	0-0	0-0-0	1	0	0	0	0	0	3
Brandon Kearney	0-1	0-1	0-0	0-0-0	0	0	1	1	0	0	13
Dan Chapman	0-0	0-0	0-0	0-1-1	0	0	0	0	0	0	1
Derrick Nix	6-8	0-0	0-1	1-3-4	1	12	1	1	0	1	25
Brandon Wood	1-4	1-3	0-2	0-2-2	1	3	2	0	0	1	22
Anthony Ianni	0-0	0-0	0-0	0-0-0	0	0	0	0	0	0	1
Team				1-5-6							
<b>Totals</b>	<b>30-59</b>	<b>5-13</b>	<b>11-17</b>	<b>11-13-44</b>	<b>17</b>	<b>76</b>	<b>16</b>	<b>9</b>	<b>5</b>	<b>3</b>	<b>200</b>

<b>Total FG%</b>	1st: 16-34 (47.1%)	2nd: 14-25 (56.0%)	Game: 50.8%
<b>3-Pt FG%</b>	1st: 3-9 (33.3%)	2nd: 2-4 (50.0%)	Game: 38.5%
<b>F Throw%</b>	1st: 0-4 (0.0%)	2nd: 11-13 (84.6%)	Game: 64.7%

Purdue	FG	3FG	FT	O-D-R	PF	PTS	A	T	B	S	MIN
Terone Johnson, g	1-8	0-1	1-2	1-3-4	1	3	1	0	0	0	23
Robbie Hummel, f	8-21	1-9	7-9	5-10-15	5	24	3	1	3	0	39
Lewis Jackson, g	6-11	0-0	3-5	0-2-2	3	15	5	3	0	2	39
Ryne Smith, g	3-11	3-9	1-2	0-0-0	2	10	1	1	0	1	31
Travis Carroll, f	0-4	0-0	0-0	2-1-3	1	0	0	0	0	0	29
Anthony Johnson	4-8	2-3	0-0	0-2-2	0	10	1	0	0	1	24
Sandi Marcus	0-1	0-0	0-0	0-0-0	2	0	0	0	0	0	4
Jacob Lawson	0-0	0-0	0-0	1-1-1	1	0	0	1	1	0	6
John Hart	0-1	0-0	0-0	0-0-0	1	0	0	0	0	0	4
Dru Anthop	0-0	0-0	0-0	0-0-0	0	0	0	0	0	0	1
Team				4-1-5							
<b>Totals</b>	<b>22-65</b>	<b>6-22</b>	<b>12-18</b>	<b>13-19-32</b>	<b>16</b>	<b>62</b>	<b>11</b>	<b>6</b>	<b>4</b>	<b>4</b>	<b>200</b>

<b>Total FG%</b>	1st: 14-30 (46.7%)	2nd: 8-35 (22.9%)	Game: 33.8%
<b>3-Pt FG%</b>	1st: 3-9 (33.3%)	2nd: 3-13 (23.1%)	Game: 27.3%
<b>F Throw%</b>	1st: 7-12 (58.3%)	2nd: 5-6 (83.3%)	Game: 66.7%

**Officials:** Scott Thornley, Ray Perone, Mike Sanzere  
**Attendance:** 14,736 **Halftime Score:** PUR 38-35

**Key Moment:** MSU held a 45-43 lead with 13:07 left in the game after a Ryne Smith 3-pointer. Draymond Green followed with eight straight points, including a three-point play and a 3-pointer, giving MSU a 53-43 lead.

**Notes:** MSU's defense forced Purdue to miss 22 of its first 23 shots in the second half ... Austin Thornton scored a career-high 17 points ... After committing seven turnovers in the first half, the Spartans recorded just two in the second half ... Branden Dawson recorded his third double-double of the season, while Draymond Green recorded his 15th of the year ... Michigan State recorded its first regular-season two-game sweep of Purdue since 2004-05 ... Draymond Green scored 20 points for the 12th time in his career, including seven times this season ... Michigan State dominated the paint, out-scoring the Boilermakers, 36-12 ... After being out-rebounded in the first meeting, MSU held a 44-32 edge on the boards.

#28

#6/6 Michigan State . . . . . 66  
Minnesota . . . . . 61  
Feb. 22, 2012 • Minneapolis, Minn. • Williams Arena

Michigan State	FG	3FG	FT	O-D-R	PF	PTS	A	T	B	S	MIN
Draymond Green, f	5-14	4-8	3-4	2-3-5	3	17	5	3	1	4	39
Adreian Payne, f	2-3	0-0	2-2	2-3-5	2	6	1	1	1	1	25
Keith Appling, g	3-8	0-2	7-8	0-2-2	2	13	5	0	0	3	36
Austin Thornton, g	0-5	0-4	2-2	1-2-3	3	2	1	1	0	0	27
Branden Dawson, g	3-5	0-0	1-3	1-1-2	2	7	1	0	0	0	19
Russell Byrd	0-1	0-1	0-0	0-0-0	1	0	0	0	0	0	3
Brandon Kearney	0-0	0-0	0-0	0-1-1	0	0	0	0	0	0	9
Derrick Nix	3-7	0-0	2-4	0-2-2	1	8	0	0	0	0	15
Brandon Wood	6-10	1-5	0-0	1-1-2	1	13	2	0	0	1	27
Team				2-3-5							
<b>Totals</b>	<b>22-53</b>	<b>5-20</b>	<b>17-23</b>	<b>9-18-27</b>	<b>14</b>	<b>66</b>	<b>15</b>	<b>5</b>	<b>2</b>	<b>9</b>	<b>200</b>

<b>Total FG%</b>	1st: 13-28 (46.4%)	2nd: 9-25 (36.0%)	Game: 41.5%
<b>3-Pt FG%</b>	1st: 5-16 (31.3%)	2nd: 0-4 (0.0%)	Game: 25.0%
<b>F Throw%</b>	1st: 0-1 (0.0%)	2nd: 17-22 (77.3%)	Game: 73.9%

Minnesota	FG	3FG	FT	O-D-R	PF	PTS	A	T	B	S	MIN
Rodney Williams, f	5-10	0-1	0-0	2-3-5	4	10	0	1	0	0	35
Ralph Sampson III, f	4-8	0-1	0-0	1-5-6	4	8	2	0	2	1	25
Julian Welch, g	3-5	0-1	4-4	1-3-4	3	10	5	4	0	0	32
Joe Coleman, g	1-6	0-1	2-2	1-3-4	0	4	1	1	0	1	30
Austin Hollins, g	5-8	4-6	3-4	0-4-4	2	17	1	2	0	1	37
Andre Hollins	1-4	1-3	5-5	0-0-0	2	8	0	2	1	0	12
Oto Osenieks	0-1	0-0	0-0	0-0-0	2	0	1	1	0	0	7
Gerald Armelino	0-0	0-0	0-0	0-0-0	0	0	0	0	0	0	3
Andre Ingram	0-0	0-0	0-0	0-3-3	1	0	0	2	0	1	5
Elliott Eliason	2-4	0-0	0-0	2-3-5	2	4	0	1	1	0	15
Team				1-1-2							
<b>Totals</b>	<b>21-46</b>	<b>5-13</b>	<b>14-15</b>	<b>8-25-33</b>	<b>20</b>	<b>61</b>	<b>13</b>	<b>15</b>	<b>4</b>	<b>4</b>	<b>200</b>

<b>Total FG%</b>	1st: 13-26 (50.0%)	2nd: 8-20 (40.0%)	Game: 45.7%
<b>3-Pt FG%</b>	1st: 2-9 (22.2%)	2nd: 3-4 (75.0%)	Game: 38.5%
<b>F Throw%</b>	1st: 2-2 (100.0%)	2nd: 12-13 (92.3%)	Game: 93.3%

**Officials:** Jim Burr, Mike Eades, Earl Walton  
**Attendance:** 13,331 **Halftime Score:** MSU 31-30

**Key Moment:** MSU trailed 58-52 with 3:23 left. The Spartans went on a 12-0 run, closing the game on a 14-3 run, forcing four Minnesota turnovers and one missed shot. Michigan State scored on each of its last seven possessions, including shooting 8-of-8 from the foul line.

**Notes:** MSU committed a season-low five turnovers. Its previous season low was nine ... The game featured 18 lead changes, including 16 in the first half ... The Spartans made two of their first seven free throws, but connected on 15-of-16 in the final 7:47 ... Keith Appling scored 11 of his 13 points in the second half, including six in the final minute ... Brandon Wood scored 13 points, the most he's scored in a game since scoring 13 vs. Indiana in the Big Ten opener ... Minnesota out-rebounded the Spartans, 33-27, becoming just the fourth team to out-rebound MSU, and doing so by the greatest margin of the season. MSU, however, improved to 4-0 when being out-rebounded this season ... This was the first game all season in which MSU was out-rebounded and out-shot from the field ... MSU closed the game on a 14-3 run, similar to the 14-1 run it used to close out a 53-48 win at Minnesota in 2011, and the 13-4 run to end a 65-64 victory at Williams Arena in 2010.

## 2011-12 BOX SCORES



**Austin Thornton** knocked down three 3-pointers against Nebraska.



**Brandon Kearney** provided key minutes as a reserve wing for the Spartans.

#29

#6/6 Michigan State . . . . . 62  
Nebraska . . . . . 34  
Feb. 25, 2012 • East Lansing, Mich. • Breslin Center

Michigan State	FG	3FG	FT	O-D-R	PF	PTS	A	T	B	S	MIN
Draymond Green, f	7-11	3-6	3-3	0-10-10	4	20	0	3	1	3	29
Adreian Payne, f	2-3	0-1	0-0	1-2-3	0	4	1	0	1	0	20
Keith Appling, g	1-2	0-1	0-1	0-2-2	2	2	2	5	0	2	32
Austin Thornton, g	3-4	3-4	0-0	0-4-4	1	9	3	2	0	0	25
Brandon Dawson, g	2-3	0-0	2-2	0-1-1	2	6	0	2	0	2	22
Russell Byrd	2-5	2-5	0-0	0-0-0	1	6	0	0	0	0	7
Alex Gauna	1-1	0-0	1-2	0-0-0	0	3	0	0	0	0	6
Brandon Kearney	0-2	0-0	0-0	0-1-1	0	0	2	0	0	0	12
Dan Chapman	0-0	0-0	0-0	0-0-0	0	0	0	0	0	0	2
Keenan Wetzel	0-0	0-0	0-0	0-0-0	0	0	0	0	0	0	2
Derrick Nix	2-3	0-0	1-1	1-2-3	1	5	5	1	0	2	18
Brandon Wood	3-5	1-3	0-0	0-4-4	1	7	1	2	0	0	19
Joe Sweeney	0-0	0-0	0-0	0-1-1	0	0	0	1	0	0	2
Colby Wollenman	0-1	0-0	0-0	0-1-1	0	0	0	0	0	0	2
Anthony Ianni	0-1	0-0	0-0	1-1-2	0	0	0	0	0	0	2
Team				0-1-1							
<b>Totals</b>	<b>23-41</b>	<b>9-20</b>	<b>7-9</b>	<b>3-30-33</b>	<b>12</b>	<b>62</b>	<b>14</b>	<b>16</b>	<b>2</b>	<b>9</b>	<b>200</b>

<b>Total FG%</b>	1st: 9-18 (50.0%)	2nd: 14-23 (60.9%)	Game: 56.1%
<b>3-PT FG%</b>	1st: 3-7 (42.9%)	2nd: 6-13 (46.2%)	Game: 45.0%
<b>F Throw%</b>	1st: 2-2 (100.0%)	2nd: 5-7 (71.4%)	Game: 77.8%

Nebraska	FG	3FG	FT	O-D-R	PF	PTS	A	T	B	S	MIN
Toney McCray, f	1-6	1-4	0-0	0-0-0	5	3	0	3	0	1	17
Brandon Richardson, g	2-9	0-2	2-2	0-3-3	1	6	5	2	0	2	38
Brandon Ubel, f	6-9	1-1	0-0	1-0-1	3	13	0	3	0	0	30
Bo Spencer, g	1-6	0-2	0-0	0-1-1	2	2	2	2	0	2	17
Caleb Walker, g	0-2	0-1	0-0	0-2-2	2	0	0	0	0	0	17
David Rivers	0-3	0-2	0-1	0-1-1	0	0	0	0	0	1	8
Josiah Moore	1-3	0-2	2-2	0-2-2	0	4	0	0	0	0	13
Jordan Tyrance	0-0	0-0	0-0	0-0-0	0	0	0	0	0	0	4
Christopher Niemann	0-0	0-0	0-0	0-1-1	1	0	0	0	0	0	6
Dylan Talley	1-4	0-2	0-0	0-2-2	0	2	2	0	3	2	22
Mike Fox	2-6	0-1	0-0	3-2-5	0	4	1	0	0	0	28
Team				1-2-3							
<b>Totals</b>	<b>14-48</b>	<b>2-17</b>	<b>4-5</b>	<b>5-16-21</b>	<b>14</b>	<b>34</b>	<b>8</b>	<b>12</b>	<b>0</b>	<b>9</b>	<b>200</b>

<b>Total FG%</b>	1st: 7-26 (26.9%)	2nd: 7-22 (31.8%)	Game: 29.2%
<b>3-PT FG%</b>	1st: 1-9 (11.8%)	2nd: 1-8 (12.5%)	Game: 11.8%
<b>F Throw%</b>	1st: 0-0 (0.0%)	2nd: 4-5 (80.0%)	Game: 80.0%

**Officials:** Terry Oglesby, Tom Eades, Bo Boroski

**Attendance:** 14,797

**Halftime Score:** MSU 23-15

**Key Moment:** Leading 25-17 early in the second half, MSU put the game away with a 13-0 burst to spark a 23-2 run that sealed the victory. Draymond Green scored 12 points during the run.

**Notes:** Nebraska's 34 points were the fewest MSU has allowed since holding Brown to 34 on Nov. 8, 2006, and the fewest it has allowed in a Big Ten game since Northwestern scored 29 on Jan. 27, 2000 ... Draymond Green grabbed his 1,000th career rebound, becoming to fourth Spartan to do that, and the third to total 1,000 points and 1,000 rebounds in his career ... The Spartans started the second half by making their first 10 shots over 10:30, and 13 of their first 15 over 13:40 ... MSU's defense held Nebraska to .118 3-point FG%, the lowest percentage on the season for a Spartan opponent ... Derrick Nix led the Spartans with a career-high five assists ... Draymond Green was the only Spartan to score in double figures, recording his Big Ten-best seventh 20-point, 10-rebound game ... MSU grabbed a season-low three offensive rebounds.



# 2011-12 BOX SCORES



#30

#18/20 Indiana . . . . . 70  
#5/5 Michigan State . . . . . 55  
Feb. 28, 2012 • Bloomington, Ind. • Assembly Hall

Michigan State	FG	3FG	FT	O-D-R	PF	PTS	A	T	B	S	MIN
Draymond Green, g	10-17	3-6	6-7	4-4-8	3	29	2	6	0	2	36
Adreian Payne, f	1-2	0-0	0-0	1-1-2	2	2	0	1	1	1	10
Keith Appling, g	2-6	0-1	2-2	0-1-1	1	6	5	3	0	1	32
Austin Thornton, g	3-4	2-2	0-0	0-1-1	1	8	1	0	0	0	28
Brandon Dawson, g	1-3	0-0	1-4	0-2-2	1	3	1	1	0	0	20
Russell Byrd	0-0	0-0	0-0	0-0-0	0	0	0	0	0	0	1
Alex Gauna	0-2	0-0	0-0	0-1-1	2	0	0	0	0	0	4
Brandon Kearney	0-1	0-1	0-0	1-0-1	2	0	0	0	0	0	10
Travis Trice	1-4	0-2	0-0	1-0-1	1	2	0	0	0	0	8
Derrick Nix	2-7	0-0	1-2	1-3-4	1	5	2	0	1	1	26
Brandon Wood	0-5	0-1	0-2	4-3-7	2	0	0	0	0	0	25
Team				1-1-2							
<b>Totals</b>	<b>20-51</b>	<b>5-13</b>	<b>10-17</b>	<b>13-17-30</b>	<b>16</b>	<b>55</b>	<b>9</b>	<b>13</b>	<b>1</b>	<b>5</b>	<b>200</b>
<b>Total FG%</b>	1st: 11-27 (40.7%)			2nd: 9-24 (37.5%)			Game: 39.2%				
<b>3-Pt FG%</b>	1st: 3-6 (50.0%)			2nd: 2-7 (28.6%)			Game: 38.5%				
<b>F Throw%</b>	1st: 2-5 (40.0%)			2nd: 8-12 (66.7%)			Game: 58.8%				

Indiana	FG	3FG	FT	O-D-R	PF	PTS	A	T	B	S	MIN
Christian Watford, f	4-11	2-4	0-0	3-11-14	2	10	1	0	1	2	33
Will Sheehy, f	2-4	0-0	0-0	1-1-2	4	4	2	1	0	0	24
Cody Zeller, f	7-12	0-0	4-5	2-2-4	1	18	1	1	1	2	32
Jordan Hulls, g	3-7	2-5	2-2	1-1-2	1	10	2	1	0	3	30
Victor Oladipo, g	3-6	0-0	7-8	1-2-3	4	13	0	0	0	2	29
Remy Abel	0-0	0-0	0-0	0-0-0	0	0	0	0	0	0	3
Tom Pritchard	0-0	0-0	0-0	0-1-1	3	0	0	0	0	0	8
Matt Roth	1-2	1-2	0-0	0-0-0	0	3	0	0	0	0	10
Derek Elston	0-1	0-0	0-0	0-0-0	0	0	0	2	0	0	7
Team				0-1-1							
<b>Totals</b>	<b>23-48</b>	<b>5-11</b>	<b>19-22</b>	<b>9-22-31</b>	<b>16</b>	<b>70</b>	<b>8</b>	<b>9</b>	<b>2</b>	<b>10</b>	<b>200</b>
<b>Total FG%</b>	1st: 11-22 (50.0%)			2nd: 12-26 (46.2%)			Game: 47.9%				
<b>3-Pt FG%</b>	1st: 3-7 (42.9%)			2nd: 2-4 (50.0%)			Game: 45.5%				
<b>F Throw%</b>	1st: 16-18 (88.9%)			2nd: 3-4 (75.0%)			Game: 86.4%				

Officials: Mike Kitts, Gene Steratore, Tom O'Neill  
Attendance: 17,280 Halftime Score: IU 41-27

**Key Moment:** MSU had trimmed its second-half deficit from 16 to 6 with seven minutes left. On Indiana's next possession, Cody Zeller hit 1-of-2 free throws, but Christian Watford grabbed the rebound on the second free throw. The Hoosiers then grabbed a second offensive board on the possession, and ended it by Watford banking in a 3-pointer.

**Notes:** Draymond Green scored a Big Ten personal-best 29 points, scoring MSU's final 14 points of the first half and six of MSU's first eight in the second ... Indiana's 41 first-half points were the most by a Spartan opponent this season ... Michigan State grabbed 13 offensive rebounds but did not score a second-chance point ... Five Hoosiers scored in double figures compared to just one Spartan ... The Indiana win snapped a six-game series winning streak for Michigan State.

#31

#10/11 Ohio State . . . . . 72  
#5/5 Michigan State . . . . . 70  
March 4, 2012 • East Lansing, Mich. • Breslin Center

Michigan State	FG	3FG	FT	O-D-R	PF	PTS	A	T	B	S	MIN
Adreian Payne, f	2-4	0-0	4-4	2-3-5	1	8	0	3	4	0	18
Keith Appling, g	4-11	1-3	2-5	0-4-4	2	11	3	3	1	2	36
Austin Thornton, g	1-2	0-1	0-0	1-4-5	3	2	3	0	0	1	30
Brandon Dawson, g	2-2	0-0	0-0	0-0-0	1	4	0	1	0	2	7
Draymond Green, f	6-18	1-3	6-8	1-11-12	4	19	3	4	1	1	36
Alex Gauna	0-0	0-0	0-0	0-0-0	2	0	0	1	0	0	1
Brandon Kearney	0-0	0-0	0-0	0-0-0	2	0	1	0	0	0	12
Travis Trice	0-0	0-0	0-0	0-1-1	1	0	2	0	0	0	6
Derrick Nix	4-6	0-0	3-4	1-1-2	3	11	1	1	1	2	21
Brandon Wood	6-12	3-7	0-0	0-3-3	2	15	0	0	0	1	33
Team				1-1-2							
<b>Totals</b>	<b>25-55</b>	<b>5-14</b>	<b>15-21</b>	<b>6-28-34</b>	<b>21</b>	<b>70</b>	<b>13</b>	<b>13</b>	<b>8</b>	<b>7</b>	<b>200</b>
<b>Total FG%</b>	1st: 15-29 (51.7%)			2nd: 10-26 (38.5%)			Game: 45.5%				
<b>3-Pt FG%</b>	1st: 4-7 (57.1%)			2nd: 1-7 (14.3%)			Game: 35.7%				
<b>F Throw%</b>	1st: 4-5 (80.0%)			2nd: 11-16 (68.8%)			Game: 71.4%				

Ohio State	FG	3FG	FT	O-D-R	PF	PTS	A	T	B	S	MIN
Jared Sullinger, f	5-17	0-1	4-4	4-6-10	4	14	4	1	0	1	33
Deshaun Thomas, f	5-12	2-4	0-1	1-3-4	2	12	2	1	0	1	39
Aaron Craft, g	2-5	0-2	5-7	2-5-7	3	9	6	1	0	4	40
Lenzelle Smith Jr., g	2-4	0-1	1-2	1-3-4	4	5	1	1	0	0	22
William Buford, g	8-14	2-6	7-11	0-3-3	1	25	1	2	1	3	39
Shannon Scott	0-1	0-0	0-0	1-1-2	0	0	1	1	0	0	7
Sam Thompson	0-0	0-0	0-0	0-1-1	2	0	0	0	3	0	12
Evan Ravenel	2-4	0-0	3-3	0-2-2	3	7	2	0	0	0	8
Team				2-2-4							
<b>Totals</b>	<b>24-57</b>	<b>4-14</b>	<b>20-28</b>	<b>11-26-37</b>	<b>19</b>	<b>72</b>	<b>17</b>	<b>10</b>	<b>1</b>	<b>19</b>	<b>200</b>
<b>Total FG%</b>	1st: 7-28 (25.0%)			2nd: 17-29 (58.6%)			Game: 42.1%				
<b>3-Pt FG%</b>	1st: 1-6 (16.7%)			2nd: 3-8 (37.5%)			Game: 28.6%				
<b>F Throw%</b>	1st: 14-18 (77.8%)			2nd: 6-10 (60.0%)			Game: 71.4%				

Officials: Ted Valentine, Terry Wymer, Mike Eades  
Attendance: 14,797 Halftime Score: MSU 38-29

**Key Moment:** MSU took a 70-68 lead on two Draymond Green free throws with 1:08 left. On OSU's next possession, Aaron Craft got free on the baseline for an open jumper tying the game at 70. Green then missed a fadeaway jumper that would have put the Spartans back in front. William Buford responded with a contested jumper from the top of the key giving OSU a 72-70 lead with 1.0 seconds left.

**Notes:** MSU lost for the first time at home all-season, and the first time when leading at the half ... MSU outshot OSU, 51.7% to 25.0%, in the first half, but were out-scored 14-4 at the foul line in the half ... Michigan State committed 10 of its 13 turnovers in the first half ... Brandon Dawson left the game at the 10:15 mark of the first half with a knee injury. William Buford, who had been guarded by Dawson, scored 23 of his 25 points after that ... Derrick Nix scored nine of his 11 points in the second half ... Brandon Wood scored 15 points, the most he ever scored in a Big Ten game ... The Spartans were out-scored, 13-2, on the offensive glass ... The second half featured seven ties and nine lead changes.

## 2011-12 BOX SCORES

#32

#8/8 Michigan State . . . . . 92  
Iowa . . . . . 75  
March 9, 2012 • Indianapolis, Ind. • Bankers Life Fieldhouse

Michigan State	FG	3FG	FT	O-D-R	PF	PTS	A	T	B	S	MIN
Adreian Payne, f	7-8	0-0	2-3	3-4-7	3	16	0	1	1	0	20
Keith Appling, g	3-3	1-1	5-6	0-3-3	0	12	6	2	0	0	31
Austin Thornton, g	1-2	1-2	0-0	0-3-3	2	3	1	0	1	2	25
Draymond Green, f	8-13	0-3	3-7	2-8-10	2	21	5	2	3	1	24
Brandon Wood, g	4-7	2-4	0-0	1-1-2	4	10	1	1	1	1	29
Russell Byrd	2-5	1-3	3-3	1-0-1	2	8	0	1	1	0	10
Alex Gauna	0-0	0-0	0-0	0-0-0	0	0	0	1	0	0	3
Brandon Kearney	1-4	0-1	0-0	1-2-3	2	2	0	0	1	1	15
Dan Chapman	0-0	0-0	0-0	0-0-0	1	0	0	0	0	0	1
Keenan Wetzel	0-0	0-0	0-0	0-0-0	0	0	0	1	0	0	1
Travis Trice	3-6	3-4	0-0	0-2-2	2	9	3	0	0	1	24
Derrick Nix	3-7	0-0	3-6	1-3-4	2	9	1	1	0	0	14
Joe Sweeney	0-0	0-0	2-2	0-0-0	0	2	0	1	0	1	1
Colby Wollenman	0-0	0-0	0-0	0-0-0	0	0	0	0	0	0	1
Anthony Iannini	0-0	0-0	0-0	0-0-0	0	0	0	0	0	0	1
Team				1-0-1							
<b>Totals</b>	<b>32-55</b>	<b>8-18</b>	<b>20-27</b>	<b>10-26-36</b>	<b>20</b>	<b>92</b>	<b>17</b>	<b>12</b>	<b>8</b>	<b>6</b>	<b>200</b>

<b>Total FG%</b>	1st: 21-30 (70.0%)	2nd: 11-25 (44.0%)	Game: 58.2%
<b>3-PT FG%</b>	1st: 6-11 (54.5%)	2nd: 2-7 (28.6%)	Game: 44.4%
<b>F Throw%</b>	1st: 7-10 (70.0%)	2nd: 13-17 (76.5%)	Game: 74.1%

Iowa	FG	3FG	FT	O-D-R	PF	PTS	A	T	B	S	MIN
Roy Devyn Marble, g	5-10	1-2	2-3	0-4-4	0	13	3	1	0	0	29
Matt Gatens, g	1-6	1-4	7-7	1-0-1	2	10	4	1	0	1	38
Zach McCabe, f	4-9	3-4	2-2	1-5-6	3	13	1	0	1	1	29
Bryce Cartwright, g	0-5	0-0	0-0	0-0-0	2	0	6	2	0	2	20
Aaron White, f	2-6	0-3	3-8	1-2-3	4	7	0	2	2	1	19
Gabriel Olaseni	2-2	0-0	0-0	1-1-2	2	4	0	2	1	0	6
Melsahn Basabe	2-6	0-0	4-4	1-2-3	4	8	0	0	2	0	21
Jordan Storrmer	7-9	5-7	1-2	0-2-2	1	20	1	0	0	1	26
Andrew Brommer	0-0	0-0	0-0	0-0-0	3	0	0	1	1	1	6
Eric May	0-0	0-0	0-0	0-0-0	0	0	0	0	0	0	6
Team				2-1-3	1						
<b>Totals</b>	<b>23-53</b>	<b>10-20</b>	<b>19-26</b>	<b>7-17-24</b>	<b>22</b>	<b>75</b>	<b>15</b>	<b>9</b>	<b>7</b>	<b>7</b>	<b>200</b>

<b>Total FG%</b>	1st: 12-26 (46.2%)	2nd: 11-27 (40.7%)	Game: 43.4%
<b>3-PT FG%</b>	1st: 5-11 (45.5%)	2nd: 5-9 (55.6%)	Game: 50.0%
<b>F Throw%</b>	1st: 10-15 (66.7%)	2nd: 9-11 (81.8%)	Game: 73.1%

Officials: Ted Valentine, Lamont Simpson, Larry Sciototto  
Attendance: 18,484      Halftime Score: MSU 55-39

**Key Moment:** With the score tied at 22 midway through the first half, MSU exploded for a 29-10 run to take a 51-32 lead.

**Notes:** MSU's 92 points were a Spartan Big Ten Tournament record, and tied for the fifth most by any conference team in tournament history ... Draymond Green recorded his sixth 20-point, 10-rebound, 5-assist game of the season. No other player in the nation has more than three ... MSU's .582 field-goal percentage was its second-best ever in a Big Ten Tournament game ... MSU's eight blocks equalled the second-best effort by the Spartans in a Big Ten Tournament game ... The Spartans shot 70.0 percent in the first half, their best shooting half of the season ... Adreian Payne scored a career high 16 points ... Travis Trice scored nine points, the most points he's scored in a game since totaling 10 vs. Iowa on Jan. 10 ... Draymond Green equalled his Big Ten Tournament best with 21 points, recording his third career Big Ten Tournament double-double ... Russell Byrd scored a career-high eight points ... The Spartans held a 44-20 advantage in points in the paint.

#33

#8/8 Michigan State . . . . . 65  
#14/12 Wisconsin . . . . . 52  
March 10, 2012 • Indianapolis, Ind. • Bankers Life Fieldhouse

Michigan State	FG	3FG	FT	O-D-R	PF	PTS	A	T	B	S	MIN
Adreian Payne, f	2-7	0-0	2-2	1-2-3	0	6	0	1	0	1	14
Keith Appling, g	3-5	1-2	6-6	0-1-1	1	13	5	1	1	1	38
Austin Thornton, g	4-4	4-4	0-0	0-3-3	3	12	0	1	0	2	28
Draymond Green, f	3-9	0-2	8-12	3-13-16	3	14	5	7	3	1	36
Brandon Wood, g	4-8	1-1	0-0	0-1-1	3	9	0	1	0	1	35
Russell Byrd	0-0	0-0	0-0	0-0-0	0	0	1	0	1	0	4
Brandon Kearney	0-1	0-0	0-0	0-0-0	1	0	1	1	0	0	15
Travis Trice	1-1	0-0	0-2	0-0-0	2	2	0	0	0	0	9
Derrick Nix	4-7	0-0	1-1	2-3-5	1	9	0	0	0	0	21
Anthony Ianni	0-0	0-0	0-0	0-0-0	0	0	0	0	0	0	0+
Team				0-0-0				1			
Totals	21-42	6-9	17-23	6-23-29	14	65	12	5	7	200	

<b>Total FG%</b>	1st: 15-26 (57.7%)	2nd: 6-16 (37.5%)	Game: 50.0%
<b>3-PT FG%</b>	1st: 4-5 (80.0%)	2nd: 2-4 (50.0%)	Game: 66.7%
<b>F Throw%</b>	1st: 1-1 (100.0%)	2nd: 16-22 (72.7%)	Game: 73.9%

Wisconsin	FG	3FG	FT	O-D-R	PF	PTS	A	T	B	S	MIN
Ryan Evans, g	7-15	2-6	2-2	1-4-5	2	18	1	2	0	0	34
Jordan Taylor, g	6-14	2-5	5-6	1-2-3	4	19	2	3	0	1	39
Josh Gasser, g	0-3	0-1	0-0	0-5-5	2	0	0	1	0	1	39
Mike Bruesewitz, f	0-3	0-2	0-0	2-3-4	4	0	3	0	0	2	17
Jared Berggren, f	1-7	1-2	3-4	1-1-2	0	6	1	3	1	1	28
Ben Brust	0-1	0-0	0-0	1-0-1	1	0	0	0	0	0	3
Bob Wilson	2-5	1-3	1-2	0-0-0	1	6	0	0	0	1	32
Frank Kaminsky	1-1	1-1	0-0	0-0-0	0	3	0	0	0	1	8
Team				4-4-8							2
<b>Totals</b>	<b>23-53</b>	<b>10-20</b>	<b>19-26</b>	<b>7-17-24</b>	<b>22</b>	<b>75</b>	<b>15</b>	<b>9</b>	<b>7</b>	<b>7</b>	<b>200</b>

<b>Total FG%</b>	1st: 8-23 (34.8%)	2nd: 9-26 (34.6%)	Game: 34.7%
<b>3-PT FG%</b>	1st: 3-8 (37.5%)	2nd: 4-12 (33.3%)	Game: 35.0%
<b>F Throw%</b>	1st: 6-8 (75.0%)	2nd: 5-6 (83.3%)	Game: 78.6%

Officials: Ted Valentine, Lamont Simpson, Terry Oglesby  
Attendance: 18,451      Halftime Score: MSU 35-25

**Key Moment:** Jared Berggren hit a 3-pointer at the 10:13 mark to give Wisconsin a 20-9 lead. Austin Thornton responded by hitting three straight 3-pointers to spark a 12-0 run. MSU would close the first half on a 26-5 run and did not allow a field goal for the rest of the half.

**Notes:** Michigan State improved to 3-3 all-time against Wisconsin in the Big Ten Tournament, including 3-1 in the semifinals ... Draymond Green grabbed a MSU Big Ten Tournament record 16 rebounds, equalling the sixth-best single-game effort in league history ... Draymond Green scored 12 of his 14 points and grabbed 11 of his 16 rebounds in the second half ... Draymond Green climbed into second place in career rebounds (1,046), passing Johnny Green, and moved into a tie with Scott Skiles for second place in career steals (175) ... Austin Thornton knocked down a career-high four 3-pointers, hitting all four of his shots ... After falling behind 20-9 when Jared Berggren hit a 3-pointer with 10:13 left in the first half, MSU closed the half on a 26-5 run, and opened the second half on a 11-2 run, completing a 37-7 run ... MSU's rally from an 11-point deficit equalled its largest comeback of the season, having previously trailed Central Connecticut State by 11.

# 2011-12 BOX SCORES



#34

#8/8 Michigan State . . . . . 68  
#7/77 Ohio State . . . . . 64  
March 11, 2012 • Indianapolis, Ind. • Bankers Life Fieldhouse

Michigan State	FG	3FG	FT	O-D-R	PF	PTS	A	T	B	S	MIN
Adreian Payne, f	3-3	0-0	0-0	1-4-5	2	6	0	2	4	0	19
Keith Appling, g	2-8	0-4	0-1	0-1-1	2	4	5	0	0	1	35
Austin Thornton, g	2-4	2-4	2-4	2-3-5	3	8	2	1	0	0	29
Draymond Green, f	4-15	2-3	2-2	1-8-9	4	12	3	2	0	1	36
Brandon Wood, g	8-14	4-8	1-4	1-0-1	2	21	2	1	0	0	33
Brandon Kearney	2-2	0-0	0-0	1-2-3	0	4	0	0	0	0	17
Travis Trice	1-3	1-2	0-0	0-1-1	0	3	1	0	0	0	10
Derrick Nix	4-5	0-0	2-3	1-1-2	1	10	3	0	1	0	21
Team	3-3-1										
<b>Totals</b>	<b>26-54</b>	<b>9-21</b>	<b>7-14</b>	<b>7-23-30</b>	<b>15</b>	<b>68</b>	<b>16</b>	<b>6</b>	<b>5</b>	<b>3</b>	<b>200</b>

Total FG%	1st: 14-26 (50.0%)	2nd: 12-26 (46.2%)	Game: 48.1%
3-Pt FG%	1st: 3-8 (37.5%)	2nd: 6-13 (46.2%)	Game: 42.9%
F Throw%	1st: 3-4 (75.0%)	2nd: 4-10 (40.0%)	Game: 50.0%

Ohio State	FG	3FG	FT	O-D-R	PF	PTS	A	T	B	S	MIN
Jared Sullinger, f	7-19	1-2	3-5	4-5-9	4	18	0	1	1	0	29
Dashaun Thomas, f	4-12	1-6	2-2	2-4-6	1	11	2	1	1	0	40
Aaron Craft, g	5-9	0-1	0-1	2-6-8	4	10	4	2	0	3	36
Lenzelle Smith, Jr., g	3-8	2-4	2-2	3-2-5	0	10	0	1	0	0	31
William Buford, g	4-12	0-4	3-5	1-3-4	3	11	0	2	2	0	40
Shannon Scott	2-2	0-0	0-0	0-0-0	2	4	0	1	0	0	9
Sam Thompson	0-0	0-0	0-0	0-0-0	1	0	0	0	0	0	4
Amir Williams	0-0	0-0	0-0	0-0-0	0	0	0	0	0	0	4
Evan Ravenel	0-1	0-0	0-0	2-1-3	2	0	0	2	0	0	7
Team	4-4-8										
<b>Totals</b>	<b>25-63</b>	<b>4-17</b>	<b>10-15</b>	<b>18-25-43</b>	<b>17</b>	<b>64</b>	<b>6</b>	<b>10</b>	<b>4</b>	<b>3</b>	<b>200</b>

Total FG%	1st: 13-29 (44.8%)	2nd: 12-34 (35.3%)	Game: 39.7%
3-Pt FG%	1st: 0-6 (0.0%)	2nd: 4-11 (36.4%)	Game: 23.5%
F Throw%	1st: 6-8 (75.0%)	2nd: 4-7 (57.1%)	Game: 66.7%

Officials: Mike Kitts, Ted Valentine, Terry Wymier  
Attendance: 17,125      Halftime Score: MSU 34-32

**Key Moment:** Draymond Green went to the bench after banging his head on the court with 14:02 left in the contest and OSU holding a 52-45 lead. Rather than falter, MSU rallied, going on a 10-0 run. Brandon Wood sparked the run with an assist on a Derrick Nix dunk and back-to-back 3-pointers. The run was capped by a Brandon Kearney tip-in.

**Notes:** MSU captured its first Big Ten Tournament title since 2000 ... MSU improved to 3-0 all-time in Big Ten Tournament championship games ... Brandon Wood was named to the All-Tournament Team after scoring 21 points, his most ever as a Spartan ... Draymond Green was named Most Outstanding Player of the Tournament. Although he only scored 12 points, his 3-pointer with 1:35 left gave MSU a 67-62 lead ... After averaging 14.5 turnovers in two regular-season meetings, the Spartans committed just six, while forcing 10 by the Buckeyes, improving to 12-0 when committing fewer turnovers than their opponent ... Adreian Payne blocked four shots, tying the Michigan State Big Ten Tournament record and tournament championship game record ... The game featured 16 lead changes, including 12 in the first half ... MSU was out-rebounded by 13, marking its largest deficit of the season ... Despite grabbing 18 offensive rebounds, Ohio State held just a slim 15-11 edge in second-chance points ... William Buford scored just one point in the second half, after scoring 19 second-half points in the regular-season finale in East Lansing.



**Big Ten Tournament Most Outstanding Player Draymond Green** enjoyed cutting down the championship nets.



**Brandon Wood** led MSU with a season-high 21 points in the Big Ten Tournament championship game.



**Draymond Green** recorded his second NCAA Tournament triple-double vs. LIU Brooklyn.

## 2011-12 BOX SCORES

#35

#5/4 Michigan State . . . . . 89  
LIU Brooklyn . . . . . 67  
March 16, 2012 • Columbus, Ohio • Nationwide Arena

Michigan State	FG	3FG	FT	O-D-R	PF	PTS	A	T	B	S	MIN
Draymond Green, f	10-17	2-4	2-3	3-9-12	3	24	10	0	0	1	35
Adreian Payne, c	8-11	0-0	0-0	4-3-7	1	16	1	0	0	1	18
Keith Appling, g	5-11	0-1	0-0	1-2-3	0	10	3	2	0	1	33
Austin Thornton, g	2-3	0-1	0-0	1-1-2	3	4	1	2	0	0	25
Brandon Wood, g	3-6	1-2	0-0	1-2-3	2	7	2	2	0	2	27
Russell Byrd	0-0	0-0	0-0	0-1-1	1	0	0	1	0	0	4
Alex Gauna	1-1	0-0	0-0	0-1-1	0	2	0	1	0	0	2
Brandon Kearney	2-2	0-0	0-0	0-1-1	3	4	2	0	0	0	15
Dan Chapman	0-1	0-0	0-0	0-0-0	0	0	0	0	0	0	1
Keenan Wetzel	0-0	0-0	0-0	0-0-0	0	0	0	0	0	0	1
Travis Trice	1-3	0-1	2-2	0-4-4	3	4	1	0	0	1	17
Derrick Nix	8-13	0-0	2-4	5-3-8	1	18	1	3	0	0	20
Joe Sweeney	0-0	0-0	0-0	0-0-0	0	0	0	0	0	0	1
Anthony Ianni	0-0	0-0	0-0	0-0-0	0	0	0	0	0	0	1
Team				0-1-1		1					
<b>Totals</b>	<b>40-68</b>	<b>3-9</b>	<b>6-9</b>	<b>15-28-43</b>	<b>17</b>	<b>89</b>	<b>21</b>	<b>12</b>	<b>0</b>	<b>6</b>	<b>200</b>

<b>Total FG%</b>	1st: 19-36 (52.8%)	2nd: 21-32 (65.6%)	Game: 58.8%
<b>3-PT FG%</b>	1st: 0-5 (0.0%)	2nd: 3-4 (75.0%)	Game: 33.3%
<b>F Throw%</b>	1st: 4-5 (80.0%)	2nd: 2-4 (50.0%)	Game: 66.7%

LIU Brooklyn	FG	3FG	FT	O-D-R	PF	PTS	A	T	B	S	MIN
Jamal Olasewera, f	5-12	3-4	4-8	2-6-8	4	17	0	1	1	2	28
Julian Boyd, f	7-13	1-3	0-0	0-3-3	2	15	1	1	0	0	27
C.J. Garner, g	3-8	0-0	9-11	0-0-0	1	15	2	3	1	2	35
Jason Brickman, g	2-3	1-2	0-0	0-2-2	1	5	7	5	0	2	39
Michael Culp, g	1-7	1-5	0-0	0-2-2	0	3	0	0	0	0	32
Brandon Thompson	1-2	1-2	0-0	1-0-1	0	3	0	0	0	0	14
Booker Hicks	1-1	1-1	0-0	0-1-0	0	3	0	0	0	0	7
Arnold Mayorga	0-0	0-0	0-0	0-0-0	0	0	0	0	0	0	2
Kenny Onyechi	1-3	0-0	2-4	0-2-2	2	4	0	1	2	0	15
Kurt Joseph	1-1	0-0	0-0	0-0-0	0	2	0	0	0	0	1
Team				1-0-1		1					
<b>Totals</b>	<b>22-60</b>	<b>8-17</b>	<b>15-23</b>	<b>4-16-20</b>	<b>10</b>	<b>67</b>	<b>10</b>	<b>12</b>	<b>4</b>	<b>6</b>	<b>200</b>

<b>Total FG%</b>	1st: 12-24 (50.0%)	2nd: 10-26 (38.5%)	Game: 44.0%
<b>3-PT FG%</b>	1st: 5-8 (62.5%)	2nd: 3-9 (33.3%)	Game: 47.1%
<b>F Throw%</b>	1st: 8-13 (61.5%)	2nd: 7-10 (70.0%)	Game: 65.2%

Officials: Verne Harris, J.B. Caldwell, Tim Gattis

Attendance: 17,464

Halftime Score: MSU 42-37

**Key Moment:** Leading 60-50 midway through the second half, MSU used a 14-4 run to put the game away.

**Notes:** MSU's 89 points were the most by any team through the first two rounds of the NCAA Tournament ... MSU improved to 20-6 all-time in its first game in the tournament, including 16-6 in the round of 64. Tom Izzo improved to 11-4 in the round of 64 ... Draymond Green recorded his third-career triple-double and his second straight in an NCAA Tournament game ... Derrick Nix scored a career-high 18 points and Adreian Payne equaled his career-high with 16 points. Together they combined for 34 points and 15 rebounds ... MSU outscored LIU Brooklyn, 62-26, in the paint. The 62 points in the paint were a season high ... MSU committed 12 turnovers, but just four in the second half ... The Spartans off-rebounded the Blackbirds, 43-20, including a 15-4 edge on the offensive glass, holding a 17-3 edge in second-chance points ... After both teams shot at least 50 percent in the first half, MSU shot 65.6 percent in the second half, while holding LIU Brooklyn to 38.5 percent.

#36

#5/4 Michigan State . . . . . 65  
Saint Louis . . . . . 61  
March 18, 2012 • Columbus, Ohio • Nationwide Arena

Michigan State	FG	3FG	FT	O-D-R	PF	PTS	A	T	B	S	MIN
Draymond Green, f	6-11	2-4	2-3	2-11-13	3	16	6	3	0	2	36
Adreian Payne, c	2-6	0-0	0-0	0-7-7	1	4	1	1	1	0	24
Keith Appling, g	7-14	1-3	4-7	2-1-3	4	19	3	1	0	0	32
Austin Thornton, g	1-1	1-1	3-4	0-2-2	4	6	0	1	0	0	26
Brandon Wood, g	5-8	0-1	0-1	0-2-2	1	10	1	0	0	0	35
Russell Byrd	0-0	0-0	0-0	0-0-0	0	0	0	0	0	0	1
Brandon Kearney	0-0	0-0	0-0	0-0-0	3	0	0	1	0	0	14
Travis Trice	0-1	0-1	0-0	0-1-1	1	0	0	1	0	0	17
Derrick Nix	4-5	0-0	2-2	0-1-1	2	10	1	3	0	0	15
Team				1-2-3							
<b>Totals</b>	<b>25-46</b>	<b>4-10</b>	<b>11-17</b>	<b>5-27-32</b>	<b>19</b>	<b>65</b>	<b>12</b>	<b>11</b>	<b>1</b>	<b>2</b>	<b>200</b>

<b>Total FG%</b>	1st: 12-25 (48.0%)	2nd: 13-21 (61.9%)	Game: 54.3%
<b>3-PT FG%</b>	1st: 2-5 (40.0%)	2nd: 2-5 (40.0%)	Game: 40.0%
<b>F Throw%</b>	1st: 0-1 (0.0%)	2nd: 11-16 (68.8%)	Game: 64.7%

Saint Louis	FG	3FG	FT	O-D-R	PF	PTS	A	T	B	S	MIN
Brian Conklin, f	3-9	0-0	5-6	1-1-2	3	11	2	1	1	1	30
Dwayne Evans, f	2-5	0-0	3-4	1-5-6	3	7	0	2	0	1	33
Rob Loe, f	2-6	1-5	0-0	1-3-4	1	5	1	1	0	0	21
Kwamain Mitchell, g	3-10	2-9	5-6	0-1-1	4	13	3	1	0	0	36
Mike McCall Jr., g	2-5	2-3	0-0	2-2-4	1	6	2	0	0	1	21
Jordair Jett	2-5	1-2	5-7	1-5-6	3	10	0	0	0	3	28
Kyle Cassity	0-0	0-0	0-0	0-0-0	1	0	0	0	0	0	1
Cody Ellis	2-7	1-6	0-0	0-0-0	1	5	1	0	0	0	13
Cory Remekun	2-4	0-0	0-0	1-1-2	0	4	0	1	0	0	17
Team				1-2-3							
<b>Totals</b>	<b>18-51</b>	<b>7-25</b>	<b>18-23</b>	<b>8-20-28</b>	<b>17</b>	<b>61</b>	<b>9</b>	<b>6</b>	<b>1</b>	<b>5</b>	<b>200</b>

<b>Total FG%</b>	1st: 5-21 (23.8%)	2nd: 13-30 (43.3%)	Game: 35.3%
<b>3-PT FG%</b>	1st: 2-11 (18.2%)	2nd: 5-14 (35.7%)	Game: 28.0%
<b>F Throw%</b>	1st: 9-13 (69.2%)	2nd: 9-10 (90.0%)	Game: 78.3%

Officials: Verne Harris, Doug Shows, Michael Nance

Attendance: 17,425

Halftime Score: MSU 26-21

**Key Moment:** MSU's 11-point second-half lead had been trimmed to two points. Draymond Green drove and found Keith Appling for a baseline jumper. SLU answered, knocking the lead back to two. Green responded with a long jumper and grabbed the rebound on an SLU miss. Following a timeout, Green found Appling again, except this time it was for a corner 3-pointer, pushing MSU's lead up to seven points at 58-51.

**Notes:** Michigan State improved to 10-1 in round of 32 games under Tom Izzo ... Draymond Green recorded a double-double with 16 points and 13 rebounds ... Keith Appling scored 15 of his game-high 19 points in the second half, while Green also scored 11 of his 16 after the break ... Michigan State committed just two of its nine turnovers after the half, while Saint Louis did not have a second-half turnover.

# 2011-12 BOX SCORES



**Keith Appling led MSU with 19 points against Saint Louis, leading the Spartans into the Sweet Sixteen.**



**Despite this two-handed flush from Derrick Nix, MSU shot just 28.6 percent from the field vs. Louisville.**

#37

#17/18 Louisville . . . . . 57  
#5/4 Michigan State . . . . . 44  
March 22, 2012 • Phoenix, Ariz. • US Airways Center

Michigan State	FG	3FG	FT	O-D-R	PF	PTS	A	T	B	S	MIN
Draymond Green, f	5-16	1-7	2-2	1-15	16	4	13	2	6	2	1 37
Adreian Payne, c	1-4	0-0	2-2	1-3	4	2	4	0	1	2	1 21
Keith Appling, g	1-6	1-2	3-4	0-1	1	2	6	4	4	1	2 32
Austin Thornton, g	1-3	1-1	0-0	1-2	3	4	3	2	1	0	0 35
Brandon Wood, g	4-11	2-8	4-4	1-1	2	2	14	1	1	1	2 31
Russell Byrd	0-1	0-1	0-0	0-0	0	0	0	0	0	0	0 2
Alex Gauna	0-0	0-0	0-0	0-0	0	0	0	0	0	0	0 1
Brandon Kearney	0-1	0-1	0-0	0-0	0	0	0	0	0	0	0 4
Travis Trice	0-1	0-1	0-0	1-1	2	1	0	3	1	0	2 18
Derrick Nix	2-6	0-0	0-0	1-3	4	0	4	0	1	1	0 18
Anthony Ianni	0-0	0-0	0-0	0-0	0	0	0	0	0	0	0 1
Team	2-2-4										
<b>Totals</b>	<b>14-49</b>	<b>5-21</b>	<b>11-12</b>	<b>8-28</b>	<b>36</b>	<b>15</b>	<b>44</b>	<b>12</b>	<b>15</b>	<b>7</b>	<b>8 200</b>

Total FG%	1st: 6-22 (27.3%)	2nd: 8-27 (29.6%)	Game: 28.6%
3-Pt FG%	1st: 2-9 (22.2%)	2nd: 3-12 (25.0%)	Game: 23.8%
F Throw%	1st: 4-4 (100.0%)	2nd: 7-8 (87.5%)	Game: 91.7%

Louisville	FG	3FG	FT	O-D-R	PF	PTS	A	T	B	S	MIN
Kyle Kuric, f	3-8	1-5	0-0	0-3	3	1	7	0	0	0	0 32
Chane Behanan, f	6-10	0-1	3-7	4-5	9	2	15	1	1	0	3 29
Gorgui Dieng, c	2-5	1-1	0-0	0-9	3	5	0	0	1	7	3 40
Peyton Siva, g	2-9	0-3	0-0	0-3	3	2	4	9	5	0	0 35
Chris Smith, g	3-7	3-6	0-0	1-4	5	0	9	1	1	0	1 28
Russ Smith	3-10	2-4	3-4	2-1	3	2	11	3	1	0	0 17
Jared Swopshire	2-4	2-3	0-0	2-0	2	0	6	1	0	0	2 11
Wayne Blackshear	0-2	0-0	0-0	0-0	0	1	0	0	0	0	0 8
Team	2-3-5										
<b>Totals</b>	<b>21-55</b>	<b>9-23</b>	<b>6-11</b>	<b>11-28</b>	<b>39</b>	<b>11</b>	<b>57</b>	<b>15</b>	<b>10</b>	<b>7</b>	<b>9 200</b>

Total FG%	1st: 8-30 (26.7%)	2nd: 13-25 (52.0%)	Game: 38.2%
3-Pt FG%	1st: 7-15 (46.7%)	2nd: 2-8 (25.0%)	Game: 39.1%
F Throw%	1st: 0-0 (0.0%)	2nd: 6-11 (54.5%)	Game: 54.5%

Officials: Patrick Driscoll, Mike Littlewood, Antonio Petty  
Attendance: 14,913      Halftime Score: UL 23-18

**Key Moment:** Michigan State cut its 10-point second-half deficit to just four following a Draymond Green rebound dunk with 10:59 remaining. Louisville quickly responded with a 7-0 run in just over 90 seconds and MSU never got closer than seven points after that.

**Notes:** Michigan State made its 10th appearance in the Sweet 16 in the last 15 seasons ... With 16 rebounds, Draymond Green (1,096 rebounds) passed Greg Kelsier (1,092 rebounds) to become MSU's all-time leading rebounder ... MSU's 44 points were the second-lowest total of the season, and fewest ever in an NCAA Tournament game by the Spartans ... MSU's 18 first-half points were a season low ... Draymond Green finished his three-game NCAA Tournament run, averaging 17.7 points, 13.7 rebounds and 6.0 assists.



## 2011-12 STATISTICS

## ALL GAMES: 29-8

Player	G-BS	Min-Avg	FG-FGA	Pct.	3FG-FGA	Pct.	FT-FTA	Pct.	Off-Def	Tot-Avg	PF-D	AT	TO	BS	ST	Pts-Avg
D. Green	37-36	1229-33.2	212-472	.449	52-134	.388	125-173	.723	79-315	394-10.6	105-1	141	112	36	54	601-16.2
K. Appling	37-37	1139-30.8	131-307	.427	24-96	.250	134-170	.788	17-88	105-2.9	90-1	144	85	15	43	420-11.4
B. Wood	37-28	994-26.9	125-269	.465	47-130	.362	28-45	.622	32-72	104-2.8	56-0	70	37	8	23	325-8.8
B. Dawson	31-31	640-20.6	109-189	.577	0-3	.000	41-69	.594	67-72	139-4.5	41-0	29	43	26	29	259-8.4
D. Nix	37-1	700-18.9	129-231	.558	0-0	.000	43-74	.581	59-80	139-3.8	61-1	38	50	13	27	301-8.1
A. Payne	37-36	661-17.9	98-173	.566	1-2	.500	62-89	.697	57-100	157-4.2	84-2	12	39	39	25	259-7.0
A. Thornton	37-6	808-21.8	54-114	.474	31-65	.477	54-62	.871	33-90	123-3.3	75-1	42	27	5	23	193-5.2
T. Trice	32-0	551-17.2	48-126	.381	30-74	.405	19-33	.576	5-52	57-1.8	58-0	56	37	2	25	145-4.5
A. Gauna	30-0	142-4.7	22-39	.564	0-0	.000	11-21	.524	11-13	24-0.8	26-0	0	13	3	1	55-1.8
R. Byrd	27-0	149-5.5	12-43	.279	9-33	.273	8-10	.800	8-8	16-0.6	18-0	11	9	3	5	41-1.5
B. Kearney	34-0	327-9.6	17-36	.472	5-13	.385	2-7	.286	9-19	28-0.8	27-0	19	11	6	8	41-1.2
K. Wetzel	11-0	12-1.1	1-2	.500	1-2	.500	1-2	.500	0-0	0-0.0	1-0	0	1	0	0	4-0.4
C. Wollenman	9-0	10-1.1	1-2	.500	0-0	.000	0-0	.000	0-1	1-0.1	1-0	0	2	0	0	2-0.2
J. Sweeney	10-0	11-1.1	0-2	.000	0-1	.000	2-2	1.000	0-1	1-0.1	1-0	1	3	0	1	2-0.2
A. Ianni	21-0	35-1.7	1-3	.333	0-0	.000	1-2	.500	2-5	7-0.3	2-0	2	2	1	1	3-0.1
D. Chapman	15-0	17-1.1	0-5	.000	0-2	.000	0-0	.000	1-5	6-0.4	1-0	1	0	0	0	0-0.0
Team									47-55	102	3		9			
Total.....	37	7425	960-2013	.477	200-555	.360	531-759	.700	427-976	1403-37.9	650-6	566	480	157	265	2651-71.6
Opponents.....	37	7425	751-1981	.379	214-715	.299	479-681	.703	364-742	1106-29.9	676	394	467	109	231	2195-59.3

## SCORE BY HALVES

	1st	2nd	OT	Total
Michigan State	1230	1408	13	2651
Opponents	1026	1159	10	2195

## BIG TEN GAMES: 13-5/T-1ST

Player	G-BS	Min-Avg	FG-FGA	Pct.	3FG-FGA	Pct.	FT-FTA	Pct.	Off-Def	Tot-Avg	PF-D	AT	TO	BS	ST	Pts-Avg
D. Green	18-18	612-34.0	102-215	.474	32-69	.464	64-89	.719	31-159	190-10.6	48-0	64	54	12	28	300-16.7
K. Appling	18-18	580-32.2	65-158	.411	8-46	.174	73-93	.785	6-42	48-2.7	45-0	74	49	7	25	211-11.7
D. Nix	18-0	364-20.2	64-117	.547	0-0	.000	20-34	.588	25-37	62-3.4	29-0	17	23	4	14	148-8.2
B. Dawson	18-18	367-20.4	59-101	.584	0-1	.000	26-42	.619	37-41	78-4.3	26-0	9	20	16	18	144-8.0
B. Wood	18-9	486-27.0	47-115	.409	19-61	.311	7-15	.467	17-39	56-3.1	25-0	33	18	5	6	120-6.7
A. Payne	18-18	310-17.2	41-78	.526	1-2	.500	26-36	.722	26-36	62-3.4	42-0	5	21	15	15	109-6.1
A. Thornton	18-9	421-23.4	32-62	.516	18-35	.514	23-24	.958	16-42	58-3.2	38-1	19	9	3	9	105-5.8
T. Trice	13-0	199-15.3	16-47	.340	7-25	.280	3-4	.750	3-15	18-1.4	23-0	18	9	0	3	42-3.2
B. Kearney	17-0	164-9.6	9-18	.500	5-8	.625	0-2	.000	4-10	14-0.8	12-0	10	6	3	4	23-1.4
R. Byrd	10-0	34-3.4	3-9	.333	3-8	.375	2-2	1.000	2-2	4-0.4	5-0	0	2	0	0	11-1.1
A. Gauna	14-0	51-3.6	5-11	.455	0-0	.000	4-6	.667	3-5	8-0.6	9-0	0	3	0	0	14-1.0
K. Wetzel	5-0	6-1.2	0-1	.000	0-1	.000	1-2	.500	0-0	0-0.0	1-0	0	0	0	0	1-0.2
C. Wollenman	5-0	6-1.2	0-1	.000	0-0	.000	0-0	.000	0-1	1-0.2	1-0	0	0	0	0	0-0.0
A. Ianni	8-0	11-1.4	0-2	.000	0-0	.000	0-0	.000	1-1	2-0.3	1-0	0	1	0	0	0-0.0
D. Chapman	7-0	8-1.1	0-0	.000	0-0	.000	0-0	.000	0-2	2-0.3	0-0	0	0	0	0	0-0.0
J. Sweeney	5-0	6-1.2	0-2	.000	0-1	.000	0-0	.000	0-1	1-0.2	0-0	0	2	0	0	0-0.0
Team									23-25	48-2.7	1		6			
Total.....	18	3625	443-937	.473	93-257	.362	249-349	.713	194-458	652-36.2	306-1	249	223	65	122	1228-68.2
Opponents.....	18	3625	361-953	.379	90-327	.275	235-319	.737	176-343	519-28.8	315	191	206	47	106	1047-58.2

## SCORE BY HALVES

	1st	2nd	OT	Total
Michigan State	569	646	13	1228
Opponents	491	546	10	1047

# 2011-12 BIG TEN RECAP



## 2011-12 BIG TEN STANDINGS

	Big Ten			Overall		
	W	L	Pct.	W	L	Pct.
1. Ohio State %	13	5	.722	31	8	.795
Michigan State % #	13	5	.722	29	8	.784
Michigan %	13	5	.722	24	10	.706
4. Wisconsin	12	6	.667	26	10	.722
5. Indiana	11	7	.611	27	9	.750
6. Purdue	10	8	.556	22	13	.629
7. Northwestern	8	10	.444	19	14	.576
Iowa	8	10	.444	18	17	.514
9. Minnesota	6	12	.333	23	15	.605
Illinois	6	12	.333	17	15	.531
11. Nebraska	4	14	.222	12	18	.400
Penn State	4	14	.222	12	20	.375

% Big Ten Champion

# Big Ten Tournament Champion

## MSU IN BIG TEN STATS

### Team (All Games)

Scoring Offense	5th (71.6)
Scoring Defense	2nd (59.3)
Scoring Margin	2nd (+12.3)
Free-Throw Pct.	8th (.700)
Field-Goal Pct.	2nd (.477)
FG Pct. Defense	1st (.379)
3-Pt. FG Pct.	6th (.360)
3-Pt. FG Pct. Def.	2nd (.299)
Rebounding Off.	1st (37.9)
Rebounding Def.	2nd (29.9)
Rebounding Margin	1st (+8.0)
Blocked Shots	2nd (4.2)
Assists	2nd (15.3)
Steals	3rd (7.2)
Turnover Margin	10th (-0.4)
Assist/TO Ratio	6th (1.2)
Offensive Reb.	3rd (11.5)
Defensive Reb.	1st (26.4)
Offensive Reb. Pct.	1st (.365)
Defensive Reb. Pct.	2nd (.728)
3-Point FG Made	10th (5.4)

### Individual (All Games)

Draymond Green	Scoring	5th (16.2)
	Rebounding	1st (10.6)
	Assists	8th (3.8)
	Steals	5th (1.5)
	3-Point FG Pct.	15th (.388)
	Blocked Shots	10th (0.9)
	Assist/Turnover Ratio	13th (1.3)
	Offensive Rebounds	8th (2.1)
	Defensive Rebounds	7th (8.5)
Brandon Dawson	Field-Goal Pct.	4th (.577)
	Blocked Shots	13th (0.8)
	Offensive Rebounds	7th (2.2)
Derrick Nix	Field-Goal Pct.	6th (.558)
Keith Appling	Assists	7th (3.9)
	Free-Throw Pct.	8th (.788)
	Steals	t-15th (1.2)
	Assist/Turnover Ratio	8th (1.7)
Adreian Payne	Blocked Shots	t-7th (1.1)

## 2011-12 ALL-BIG TEN TEAMS

### Media

#### First Team

Draymond Green, Michigan State  
John Shurna, Northwestern  
Jared Sullinger, Ohio State  
Tim Frazier, Penn State  
Robbie Hummel, Purdue

#### Second Team

Cody Zeller, Indiana  
Matt Gatens, Iowa  
Trey Burke, Michigan  
William Buford, Ohio State  
Jordan Taylor, Wisconsin

#### Third Team

Tim Hardaway Jr., Michigan  
Keith Appling, Michigan State  
Drew Crawford, Northwestern  
Aaron Craft, Ohio State  
Deshaun Thomas, Ohio State

#### Honorable Mention

Meyers Leonard, Illinois  
Brandon Paul, Illinois  
Jordan Hulls, Indiana  
Victor Oladipo, Indiana  
Christian Watford, Indiana  
Aaron White, Iowa  
Zack Novak, Michigan  
Brandon Dawson, Michigan State  
D.J. Byrd, Purdue  
Lewis Jackson, Purdue  
Jared Berggren, Wisconsin  
Ryan Evans, Wisconsin

#### Player of the Year

Draymond Green, Michigan State

#### Freshman of the Year

Trey Burke, Michigan

#### Coach of the Year

Tom Izzo, Michigan State

### Coaches

#### First Team

Draymond Green, Michigan State  
John Shurna, Northwestern  
Jared Sullinger, Ohio State  
Robbie Hummel, Purdue  
Jordan Taylor, Wisconsin

#### Second Team

Cody Zeller, Indiana  
Trey Burke, Michigan  
William Buford, Ohio State  
Deshaun Thomas, Ohio State  
Tim Frazier, Penn State

#### Third Team

Brandon Paul, Illinois  
Matt Gatens, Iowa  
Tim Hardaway Jr., Michigan  
Keith Appling, Michigan State  
Drew Crawford, Northwestern

#### Honorable Mention

Meyers Leonard, Illinois  
Christian Watford, Indiana  
Aaron Craft, Ohio State  
Lewis Jackson, Purdue  
Jared Berggren, Wisconsin  
Ryan Evans, Wisconsin

#### All-Freshman Team

Cody Zeller, Indiana  
Aaron White, Iowa  
Trey Burke, Michigan  
Brandon Dawson, Michigan State  
Dave Sobolewski, Northwestern

#### All-Defensive Team

Victor Oladipo, Indiana  
Draymond Green, Michigan State  
Aaron Craft, Ohio State  
Tim Frazier, Penn State  
Josh Gasser, Wisconsin

#### Player of the Year

Draymond Green, Michigan State

#### Defensive Player of the Year

Aaron Craft, Ohio State

#### Freshman of the Year

Cody Zeller, Indiana

#### Sixth Man of the Year

D.J. Byrd, Purdue

#### Coach of the Year

Tom Izzo, Michigan State

## 2012 BIG TEN TOURNAMENT RESULTS

### First Round, March 8

(8) Iowa 64 - (9) Illinois 61  
(5) Indiana 75 - (12) Penn State 58  
(10) Minnesota 75 - (7) Northwestern 68, OT  
(6) Purdue 79 - (11) Nebraska 61

### Quarterfinals, March 9

(1) Michigan State 92 - (8) Iowa 75  
(4) Wisconsin 79 - (5) Indiana 71  
(2) Michigan 73 - (10) Minnesota 69, OT  
(3) Ohio State 88 - (6) Purdue 71

### Semifinals, March 10

(1) Michigan State 65 - (4) Wisconsin 52  
(3) Ohio State 77 - (2) Michigan 55

### Finals, March 11

(1) Michigan State 68 - (6) Ohio State 64

### 2012 All-Tournament Team

Draymond Green, Michigan State  
Brandon Wood, Michigan State  
Andre Hollins, Minnesota  
Deshaun Thomas, Ohio State  
Jared Sullinger, Ohio State

### 2012 Most Outstanding Player

Draymond Green, Michigan State

NATION'S BEST SIX FINAL FOUR APPEARANCES IN 14 YEARS



**HISTORY & TRADITION**

**2012-13 MICHIGAN STATE BASKETBALL**

# 1979 NCAA CHAMPIONS



The 1978-79 season was truly a magical one for Coach Jud Heathcote and his Michigan State Spartans. Blending a perfect combination of individual ability, enthusiasm and teamwork, Heathcote formed a cohesive unit that captivated the nation and sellout crowds at Jenison Field House.

The Spartans compiled a 26-6 overall record and went 13-5 in the Big Ten to share the league crown with Purdue and Iowa.

State steamrolled through the NCAA Tournament, ending the season on top of the college basketball world with a 75-64 victory over Larry Bird and unbeaten Indiana State.

The 1978-79 squad gathered at Jenison Field House on Aug. 12, 1989, to play one more game against a team of former Spartan All-Stars. On a hot, sweltering night, the National Championship squad, led by Earvin Johnson's 25 points and 17 rebounds, topped the All-Stars, 95-93, before a sellout crowd of 10,004.




*After opening the college basketball season on the cover of Sports Illustrated, this dunk also made sure Earvin Johnson closed it there.*



*All-Americans Earvin "Magic" Johnson and Greg Kelser led the Spartans to the 1979 NCAA Championship.*



*Jud Heathcote guided the Spartans to the NCAA title in just his third season in East Lansing.*



*Sophomore Earvin Johnson (above), senior Greg Kelser (top right) and junior Terry Donnelly enjoyed cutting down the nets.*



*The 1979 title game was the first of many great meetings between Earvin Johnson and Larry Bird (33).*



*Stars like ISU's Larry Bird and MSU's Greg Kelser helped make the 1979 title game the highest rated game in college basketball history.*



# 2000 NCAA CHAMPIONS



**Mateen Cleaves was named Most Outstanding Player of the 2000 Final Four.**



Tom Izzo repeatedly talked to his team about leaving its mark on the program. The 1999-2000 Spartans did more than leave their mark; they set the standard by which all future Michigan State teams would be measured.

Part of being a champion is winning titles, which the Spartans accomplished in winning the National Championship, a third straight Big Ten Championship and a second consecutive Big Ten Tournament title. MSU's three consecutive conference crowns marked only the eighth time in league history that a team has won three straight titles.

A champion is also measured by its character. The Spartans displayed their relentless spirit in overcoming many different forms of adversity during the season. From playing the first 13 games of the season without All-America guard Mateen Cleaves to fighting back from significant second-half deficits in three NCAA Tournament games, Michigan State played with contagious emotion.

Finishing the season 32-7, the Spartans capped their championship run with an 89-76 victory over Florida on April 3, 2000, in the RCA Dome in Indianapolis. Michigan State became the first championship team to defeat all six of its NCAA opponents by double figures since the NCAA Tournament expanded to 64 teams.



**Seniors Morris Peterson (left), Mateen Cleaves (above) and A.J. Granger (right) closed their careers by celebrating a national title.**



**Tom Izzo guided MSU to the title in his fifth season.**



COACHES

2012-13 SPARTANS

2011-12 REVIEW

HISTORY


RECORDS

POSTSEASON

MEDIA INFO



# BIG TEN CHAMPIONSHIP TEAMS



## 1958-59 Big Ten Champions

**19-4 Overall, 12-2 Big Ten**

Led by All-American Johnny Green, the Spartans cruised to a Big Ten Championship, winning the league by four games. MSU fell one game short of the Final Four.



## 1977-78 Big Ten Champions

**25-5 Overall, 15-3 Big Ten**

The 1977-78 Spartans established new team highs for overall and Big Ten victories. MSU won the league by three games and fell one game short of making the Final Four.



## 1989-90 Big Ten Champions

**28-6 Overall, 15-3 Big Ten**

The Spartans closed the season with 10 straight conference wins to claim the league title. Junior All-American Steve Smith paced the Spartans, who fell to Georgia Tech in overtime in the NCAA Tournament Sweet Sixteen.



## 1956-57 Big Ten Champions

**16-10 Overall, 10-4 Big Ten**

Michigan State won its first Big Ten Championship under the direction of Coach Forddy Anderson. After opening the season with a 4-7 record, the Spartans won 10 in a row and 12-of-13 to capture a league championship and advance to the school's first Final Four.



## 1966-67 Big Ten Champions

**16-7 Overall, 10-4 Big Ten**

Michigan State won its last four games to claim a share of the Big Ten Championship. Indiana, however, earned the NCAA Tournament bid, ending MSU's year in the regular season.



## 1979 NCAA Champions

## 1978-79 Big Ten Champions

**26-6 Overall, 13-5 Big Ten**

After opening Big Ten play with a 4-4 record, MSU rallied with nine straight wins to claim a share of the league title. All-Americans Greg Kelser and Earvin Johnson then led Michigan State to its first National Championship, winning every game by double figures.



## 1997-98 Big Ten Champions

**22-8 Overall, 13-3 Big Ten**

Michigan State won the first Big Ten Championship of the Tom Izzo era. Sophomore Mateen Cleaves was named Big Ten Player of the Year as he helped take a team that finished sixth in the league a year before to a league title and a trip to the NCAA Sweet Sixteen.

## BIG TEN CHAMPIONSHIP TEAMS

**1998-99 Big Ten Champions****33-5 Overall, 15-1 Big Ten**

Michigan State established a team and Big Ten record by winning 33 games, while dominating the league with a 15-1 record. In fact, after falling to Wisconsin in the league opener, the Spartans did not lose again until the Final Four, collecting 22 straight victories in the process.

**2000 NCAA Champions  
1999-2000 Big Ten Champions****32-7 Overall, 13-3 Big Ten**

MSU won its third straight Big Ten Championship and the second NCAA Championship in school history. The Spartans won 20 of their final 22 games, including the last 11 to win a regular-season championship, a Big Ten Tournament title and a NCAA Championship.

**2000-01 Big Ten Champions****28-5 Overall, 13-3 Big Ten**

The Spartans became the fourth Big Ten team to win four consecutive league titles. MSU also became the ninth school in NCAA Tournament history to make three straight Final Fours.

**2008-09 Big Ten Champions****31-7 Overall, 15-3 Big Ten**

Michigan State set a school record with eight conference road wins en route to winning the league title by four games, tying the second-largest margin in Big Ten history. MSU then advanced to its fifth Final Four under Coach Izzo, advancing all the way to the title game.

**2009-10 Big Ten Champions****28-9 Overall, 14-4 Big Ten**


Michigan State set a school mark by winning its first nine conference games. After dropping four of the next six, the Spartans closed with three league wins to claim a share of a second-straight crown. MSU also advanced to a second-straight Final Four.

**2011-12 Big Ten Champions****29-8 Overall, 13-5 Big Ten**

The Spartans won their third Big Ten title in four years, keyed by seven straight conference wins in February. MSU would go on to capture its third Big Ten Tournament championship and claim a No. 1 seed in the NCAA Tournament.



# SPARTAN ALL-AMERICANS



## ROGER GROVE

**1930**

**Les Gage All-America**

Grove became MSU's first All-American in 1930 when he found a spot on the Les Gage All-America team as a junior. He led the Spartans in scoring both as a junior (90 points) and a senior (135 pts.), serving as a team captain in 1931 as the Spartans finished the season with a 16-1 mark.



## CHET AUBUCHON

**1940**

**Converse Yearbook (3rd)**

One of MSU's smallest All-Americans, Aubuchon led the 1939-40 Spartans in scoring. He was widely recognized for his skills as a ball handler, earning the nickname "Houdini of the Hardwood." He missed the next season with a serious blood disease, but captained the 1941-42 Spartans.



## JULIUS MCCOY

**1956**

**Converse Yearbook (2nd), Helms Foundation (2nd), Associated Press (3rd), UPI (3rd), NABC (3rd)**

McCoy averaged 27.2 points in 1956, nearly tripling the second-best scoring average on the team. He closed his career with 1,377 points in three seasons, leaving MSU as the school's all-time leading scorer at the time.



## JACK QUIGGLE

**1957**

**Helms Foundation (1st)**

As a junior, Quiggle averaged 15.3 points and 5.6 rebounds, leading Michigan State to its first Final Four in school history. He closed the season by averaging 16.5 points in four NCAA Tournament games, earning All-Regional honors.



## JOHNNY GREEN

**1958**

**NABC (2nd), International News Service (2nd), Converse Yearbook (2nd), Sporting News (2nd), Associated Press (3rd), UPI (3rd), Helms Foundation (3rd)**

**1959 - CONSENSUS SECOND TEAM**

**Helms Foundation (1st), Look Magazine (1st), Converse Yearbook (1st), Associated Press (2nd), NABC (2nd), UPI (2nd), Newspaper Enterprises Assn. (2nd), Sporting News (2nd)**

As a sophomore, Green earned a spot on the NCAA All-Tournament Team as MSU advanced to the 1957 Final Four. That performance led to two of the strongest seasons in Spartan history. In 1958, he averaged an MSU single-season record 17.8 rebounds to go along with 18.0 points. One year later, he averaged 18.5 points and 16.6 rebounds.

# SPARTAN ALL-AMERICANS



## RALPH SIMPSON

1970

NABC (3rd), Helms Foundation

In his only season of competition with the Spartans, Simpson burst on the scene in 1970, averaging 29.0 points as a sophomore, the second-best single-season average in MSU history. He also added 10.3 rebounds. After the year, he signed a contract with the Denver Rockets under the ABA's hardship rule.



## MIKE ROBINSON

1974

Converse Yearbook (2nd), Helms Foundation

Robinson led the Big Ten in scoring as a sophomore and a junior, but earned All-America accolades as a senior, averaging 22.4 points in 1974. He left MSU as the school's all-time leading scorer with 1,717 points and still stands No. 10 on the all-time scoring chart.



## TERRY FURLOW

1976

Converse Yearbook (2nd), Associated Press (3rd), UPI (3rd), Helms Foundation

Furlow averaged 29.4 points as a senior, establishing an MSU single-season scoring average record. In conference games, he averaged a remarkable 31.0 points per game. He finished his career with a then-school-record 1,777 points.



## EARVIN "MAGIC" JOHNSON

1978

NABC (2nd), Associated Press (3rd), UPI (3rd), Helms

1979 - CONSENSUS FIRST TEAM

Associated Press (1st), NABC (1st), USBWA (1st), UPI (1st), Sporting News (1st), Converse Yearbook (1st), Wooden Award (1st), Helms

Johnson is the only Spartan freshman to earn All-America honors, averaging 17.0 points, 7.9 rebounds and 7.4 assists in 1978. One year later, he became Michigan State's first consensus First-Team All-American, averaging 17.1 points, 7.3 rebounds and an MSU single-season record 8.4 assists. He also led the Spartans with 2.3 steals per game. After coming up one game short of the 1978 Final Four, Johnson and the Spartans captured the 1979 NCAA Championship, as he earned Most Outstanding Player honors.



## GREG KELSER


1979

Converse Yearbook (1st), Wooden Award (1st), Associated Press (3rd), Helms Foundation

Kelsner was the leading scorer and rebounder on Michigan State's 1979 NCAA Championship team, averaging 18.8 points and 8.7 rebounds per game. He became the first player in Spartan history to record more than 2,000 points and 1,000 rebounds in his career.



# SPARTAN ALL-AMERICANS



## JAY VINCENT

**1981**  
AP (3rd)

A sophomore starter on the 1979 NCAA Championship team, Jay Vincent averaged 22.6 points and 8.5 rebounds as a senior in 1981, earning Big Ten Player of the Year honors. Vincent led the Big Ten in scoring in conference games as both a junior and senior.



## SAM VINCENT

**1985**

Sporting News (1st), NABC (2nd), Basketball Times (2nd), Associated Press (3rd), UPI (3rd)

Sam Vincent averaged 23.0 points in 1985, joining his brother Jay as the only Spartan brothers to earn All-America honors. He averaged a Big Ten-best 23.7 points in conference games. Despite his 6-foot-2 frame, he shot a remarkable 54.4 percent from the field.



## SCOTT SKILES

**1986 - CONSENSUS SECOND TEAM**  
UPI (1st), Sporting News (1st), Basketball Times (1st), Associated Press (2nd), USBWA (2nd), NABC (4th)

Skiles scored a single-season record 850 points as a senior, averaging 27.4 points and leading the Big Ten with 29.1 points per conference game. He also averaged 6.5 assists per game.



## STEVE SMITH

**1990**

Sporting News (1st), Wooden Award (1st), Basketball Times (2nd), Associated Press (3rd), UPI (3rd)

**1991 - CONSENSUS SECOND TEAM**

NABC (1st), Sporting News (1st), Wooden Award (1st), Associated Press (2nd), Basketball Times (2nd), UPI (3rd)

Smith averaged 20.2 points as a junior. One year later, he averaged 25.1 points to be a consensus pick. At the time he finished his career, Smith was MSU's all-time leading scorer.



## SHAWN RESPERT

**1994**

UPI (3rd)

**1995 - CONSENSUS FIRST TEAM**

Associated Press (1st), NABC (1st), USBWA (1st), UPI (1st), Sporting News (1st), Basketball Times (1st), Wooden Award (1st)

MSU's all-time leading scorer, Respert averaged 25.6 points as a senior, earning consensus All-America honors, and winning the Big Ten scoring crown. He shot 47.3 percent from the field and 47.4 percent from 3-point range. A year earlier, he averaged 24.3 points.



# SPARTAN ALL-AMERICANS



## MATEEN CLEAVES

### 1998 - CONSENSUS SECOND TEAM

USBWA (1st), Associated Press (2nd), NABC (3rd), Basketball Times (2nd)

### 1999 - CONSENSUS FIRST TEAM

Associated Press (1st), NABC (1st), USBWA (1st), Wooden Award (1st), Sporting News (2nd), Basketball Times (2nd)

### 2000 - CONSENSUS SECOND TEAM

Sporting News (1st), Wooden Award (1st), Associated Press (2nd), Basketball Times (2nd), NABC (3rd)

MSU's only three-time consensus All-American, Cleaves averaged a personal-best 16.1 points in 1998. One year later, he averaged 11.7 points and 7.2 assists as a consensus first-team selection. Despite missing 13 games as a senior, he was still a consensus second-team pick, leading MSU to the 2000 NCAA title.



## MORRIS PETERSON

### 2000 - CONSENSUS SECOND TEAM

Sporting News (1st), Wooden Award (1st), AP (2nd), NABC (2nd), USBWA (2nd)

In his only season as a full-time starter, Peterson averaged a team-best 16.8 points as a senior, earning Big Ten MVP honors and leading Michigan State to the 2000 NCAA Championship. As a junior, Peterson became the first reserve in Big Ten history to earn first-team all-league honors.



## CHARLIE BELL

### 2001

Wooden Award (1st), NABC (2nd), ESPN's Dick Vitale (2nd), Associated Press (3rd)

After being a role player for his first three seasons, Bell emerged as a star as a senior. The all-around guard averaged 13.5 points, 5.1 assists and 4.7 rebounds in addition to being the squad's top perimeter defender. He opened the season by becoming the first Spartan since Johnson to record a triple-double.



## JASON RICHARDSON

### 2001 - CONSENSUS SECOND TEAM

ESPN's Dick Vitale (1st), Associated Press (2nd), USBWA (2nd), Sporting News (2nd), Basketball Times (2nd), NABC (3rd)

Richardson averaged just 5.1 points as a reserve on the 2000 NCAA title team. He returned for his sophomore season as MSU's leading scorer at 14.7 points, including many highlight reel plays.

## SPARTAN ALL-AMERICANS



### DREW NEITZEL

**2007**

**CBS Sportsline.com (2nd), ESPN's Dick Vitale (2nd)**

Neitzel was MSU's starting point guard in his first two seasons. As a junior, he excelled as MSU's go-to scorer, averaging a team-best 18.1 points per game, while still dishing out 4.3 assists. His scoring increase of +9.8 points is the third-largest amount by a Spartan starter in school history.



### DRAYMOND GREEN

**2012 - CONSENSUS FIRST TEAM**

**Associated Press (1st), CBSSports.com (1st), NABC (1st), Sporting News (1st), Wooden Award (1st), USBWA (1st)**

MSU's first consensus First-Team All-American since 1999, Green led the Spartans in scoring (16.2 ppg) and rebounding (10.6 rpg), ranking ninth in the nation in rebounding and third in double-doubles. He was the first player from a power six conference to average 15 points, 10 rebounds and three assists since Tim Duncan in 1997. The NABC Division I Player of the Year, he was named Big Ten Player of the Year and Most Outstanding Player of the Big Ten Tournament.

## ACADEMIC ALL-AMERICANS



**RALPH SIMPSON**

**1970**



**GREG KELSER**

**1979 - 1ST TEAM**



**MATT STEIGENGA**

**1990 - 3RD TEAM**



**CHRIS HILL**

**2003 - 3RD TEAM**

**2004 - 1ST TEAM**

**2005 - 1ST TEAM**

**2005 ACADEMIC  
AA OF THE YEAR**



**DREW NEITZEL**

**2008 - 2ND TEAM**

## RETIRED JERSEYS



- \* 340-220 in 19 years at MSU
- \* 1979 NCAA Championship
- \* Three Big Ten Championships
- \* Coached 23 NBA Draft Picks
- \* 2001 Inductee - MSU Hall of Fame



- Guard - Plymouth, Ind.**
- \* 2,145 Career Points
  - \* 1986 All-American
  - \* 1986 Big Ten Player of the Year
  - \* 1986 Chicago Tribune Silver Basketball



- Guard - Flint, Mich.**
- \* Big Ten Career Assists Leader
  - \* 1998, 1999, 2000 All-American
  - \* 1998 & 1999 Big Ten Player of the Year and Chicago Tribune Silver Basketball



- Guard - Detroit, Mich.**
- \* 2,263 Career Points
  - \* 1990 & 1991 All-American
  - \* 1990 Chicago Tribune Silver Basketball



- Center - Dayton, Ohio**
- \* Owns MSU record for career rebounding average
  - \* 1958 & 1959 All-American
  - \* 1959 Chicago Tribune Silver Basketball



- Guard - Detroit, Mich.**
- \* 2,531 Career Points - MSU leader
  - \* 1994 & 1995 All-American
  - \* 1995 Big Ten Player of the Year
  - \* 1995 Chicago Tribune Silver Basketball



- Forward/Center - Lansing, Mich.**
- \* 1,914 Career Points
  - \* 1981 All-American
  - \* 1981 Big Ten Player of the Year



- Forward - Detroit, Mich.**
- \* 2,014 Career Points
  - \* 1,092 Career Reb. - MSU leader
  - \* 1979 All-American
  - \* 1979 Academic All-American



- Guard - Lansing, Mich.**
- \* 1978 & 1979 All-American
  - \* 1979 Chicago Tribune Silver Basketball



- Guard - Flint, Mich.**
- \* 1,588 Career Points
  - \* 2000 All-American
  - \* 2000 Big Ten Player of the Year
  - \* 2000 Chicago Tribune Silver Basketball



### EARVIN "MAGIC" JOHNSON

- \* 1979 NCAA Champion
- \* Redefined point guard position
- \* Five-Time NBA Champion
- \* 2002 Naismith Hall of Fame Inductee
- \* 2009 National Collegiate Basketball Hall of Fame Inductee
- \* Three-Time NBA MVP
- \* Three-Time NBA Finals MVP
- \* 12-Time NBA All-Star (MVP Twice)
- \* 13-Year NBA career - Finishing No. 1 in career assists and No. 2 in career steals

# HONORS & AWARDS



## Basketball Times National Player of the Year

1986 Scott Skiles

## Sporting News National Player of the Year

1995 Shawn Respert

## NABC National Player of the Year

1995 Shawn Respert

2012 Draymond Green

## Associated Press National Coach of the Year

1998 Tom Izzo

## Basketball News National Coach of the Year

1998 Tom Izzo

## Basketball Times National Coach of the Year

1999 Tom Izzo

## CBSSports.com National Coach of the Year

2012 Tom Izzo

## Clair Bee National Coach of the Year

2005 Tom Izzo

## NABC National Coach of the Year

2001 Tom Izzo

2012 Tom Izzo

## USBWA National Coach of the Year

1998 Tom Izzo

## Chicago Tribune Silver Basketball

1959 Johnny Green, C

1979 Earvin Johnson, G

1986 Scott Skiles, G

1990 Steve Smith, G

1995 Shawn Respert, G

1998 Mateen Cleaves, G

1999 Mateen Cleaves, G

2000 Morris Peterson, F

## Big Ten Player of the Year

(Media or coaches) \*

1981 Jay Vincent, F

1986 Scott Skiles, G

1995 Shawn Respert, G

1998 Mateen Cleaves, G

1999 Mateen Cleaves, G (C)

2000 Morris Peterson, F (C)

2009 Kalin Lucas, G

2012 Draymond Green, F

\* Player of the year selected under the auspices of Associated Press and United Press from 1986-89.

## All-Big Ten

### First Team

1956 Julius McCoy, F

1957 Jack Quiggle, G

Johnny Green, C

1958 Johnny Green, C

1959 Johnny Green, C

1960 Horace Walker, C

1966 Stanley Washington, F

1969 Lee Lafayette, C

1970 Ralph Simpson, F

1972 Michael Robinson, G

1973 Michael Robinson, G

1974 Michael Robinson, G

Lindsay Hairston, C

1975 Lindsay Hairston, C

Terry Furlow, F

1976 Terry Furlow, F

1978 Earvin Johnson, F/G

1979 Earvin Johnson, F/G

Greg Kelsner, F

1980 Jay Vincent, F

1981 Jay Vincent, F

1982 Kevin Smith, G

1984 Sam Vincent, G

1985 Sam Vincent, G

1986 Scott Skiles, G

1990 Steve Smith, G

1991 Steve Smith, G

1992 Mike Peplowski, C



**Kalin Lucas earned Big Ten Player of the Year honors in 2009.**

1994 Shawn Respert, G

1995 Shawn Respert, G

1998 Mateen Cleaves, G

1999 Mateen Cleaves, G

Morris Peterson, F

2000 Mateen Cleaves, G

Morris Peterson, F

2001 Charlie Bell, G (M)

Jason Richardson, G/F

2002 Marcus Taylor, G

2004 Paul Davis, C

2007 Drew Neitzel, G

2008 Drew Neitzel, G (C)

2009 Kalin Lucas, G

2010 Kalin Lucas, G

2012 Draymond Green, F

### Second Team

1953 Albert Ferrari, G

1955 Albert Ferrari, G

1954 Julius McCoy, F

1958 Robert Anderegg, F

Jack Quiggle, G

1959 Robert Anderegg, F

1960 Lance Olson, F

1964 George (Pete) Gent, F

1965 Stanley Washington, F

1966 William Curtis, C

1967 Matthew Aitch, C

Lee Lafayette, C

1968 Lee Lafayette, C

1977 Greg Kelsner, F

1978 Greg Kelsner, F

1981 Kevin Smith, G

1983 Sam Vincent, G

1985 Scott Skiles, G

1986 Darryl Johnson, G

1987 Darryl Johnson, G

1990 Kirk Manns, G

1993 Shawn Respert, G

1995 Eric Snow, G

1996 Quinton Brooks, F

2001 Charlie Bell, G (C)

Andre Hutson, F

2003 Chris Hill, G

2004 Chris Hill, G

2005 Alan Anderson, F (M)

Maurice Ager, G (C)

2006 Maurice Ager, G (M)

Shannon Brown, G

Paul Davis, C

2008 Drew Neitzel, G (M)

Raymar Morgan, F

2009 Goran Suton, C

2011 Kalin Lucas, G

### Third Team

1958 Larry Hedden, F

1962 George (Pete) Gent, F

1963 George (Pete) Gent, F

1964 Stanley Washington, F

1982 Kevin Smith, G

1983 Kevin Willis, C

1984 Sam Vincent, G

1986 Darryl Johnson, G

1989 Steve Smith, G

1992 Shawn Respert, G

Mark Montgomery, G

1993 Mike Peplowski, C

1995 Jamie Feick, C

1997 Antonio Smith, F

1998 Antonio Smith, F

1999 Antonio Smith, F

2000 Charlie Bell, G

2002 Adam Ballinger, F (M)

2004 Kelvin Torbert, G (M)

2005 Alan Anderson, F (C)

Maurice Ager, G (M)

Paul Davis, C

2006 Maurice Ager, G (C)

2010 Draymond Green, F

Raymar Morgan, F (C)

2011 Draymond Green, F

2012 Keith Appling, G

C-Coaches; M-Media

## Big Ten Coach of the Year

1978 Jud Heathcote

1986 Jud Heathcote

1998 Tom Izzo

2009 Tom Izzo

2012 Tom Izzo

## Big Ten Defensive Player of the Year

1990 Ken Redfield, F

1995 Eric Snow, G

2009 Travis Walton, G

## Big Ten Sixth Man of the Year

2010 Draymond Green, F

## Big Ten Scoring Champions

(Conference game average)

1972 Mike Robinson (27.2 ppg)

1973 Mike Robinson (26.7 ppg)

1975 Terry Furlow (20.2 ppg)

1976 Terry Furlow (31.0 ppg)

1980 Jay Vincent (22.1 ppg)

1981 Jay Vincent (24.1 ppg)

1985 Sam Vincent (23.7 ppg)

1986 Scott Skiles (29.1 ppg)

1991 Steve Smith (23.2 ppg)

1995 Shawn Respert (25.5 ppg)

2002 Marcus Taylor (17.7 ppg)

## Big Ten

### All-Freshman Team

2004 Shannon Brown, G

2005 Drew Neitzel, G

2007 Raymar Morgan, F

2009 Delvon Roe, F

2012 Branden Dawson, G



# HONORS & AWARDS



*Travis Walton was a three-time Big Ten All-Defensive Team member and Defensive Player of the Year in 2009.*

## Big Ten

### All-Defensive Team

2006	Shannon Brown, G
2007	Travis Walton, G
2008	Travis Walton, G
2009	Travis Walton, G
2011	Delvon Roe, F
2012	Draymond Green, F

### Big Ten Player of the Week

(Since 1981-82 season)

Feb. 28, 1983	Scott Skiles
March 7, 1983	Scott Skiles
Feb. 4, 1985	Sam Vincent
March 4, 1985	Sam Vincent
Jan. 20, 1986	Scott Skiles
Feb. 3, 1986	Scott Skiles
Feb. 17, 1986	Darryl Johnson
Dec. 7, 1988	Steve Smith
Dec. 20, 1988	Steve Smith
Jan. 31, 1989	Kirk Manns
Dec. 4, 1989	Steve Smith
Feb. 13, 1990	Kirk Manns
March 6, 1990	Steve Smith
March 13, 1990	Steve Smith
Jan. 15, 1991	Mike Peplowski
Jan. 22, 1991	Steve Smith
Dec. 23, 1991	Mike Peplowski
Feb. 17, 1992	Mike Peplowski
Dec. 14, 1992	Mike Peplowski
Feb. 28, 1994	Shawn Respert
Jan. 9, 1995	Eric Snow
Jan. 17, 1995	Shawn Respert
Jan. 30, 1995	Shawn Respert
Feb. 27, 1995	Eric Snow
March 13, 1995	Shawn Respert
Jan. 19, 1998	Mateen Cleaves
Feb. 2, 1998	Mateen Cleaves
Jan. 4, 1999	Morris Peterson
Jan. 24, 1999	Mateen Cleaves
Jan. 10, 2000	Morris Peterson
Feb. 7, 2000	Morris Peterson
Feb. 21, 2000	Mateen Cleaves
Nov. 20, 2000	Charlie Bell
Dec. 31, 2000	Charlie Bell
Jan. 15, 2001	Jason Richardson
Feb. 19, 2001	Jason Richardson
Feb. 25, 2002	Adam Ballinger
March 4, 2002	Marcus Taylor

Jan. 27, 2003	Chris Hill
Jan. 19, 2004	Paul Davis
Feb. 2, 2004	Paul Davis
Dec. 13, 2004	Paul Davis
March 7, 2005	Alan Anderson
Nov. 28, 2005	Paul Davis
Dec. 26, 2005	Shannon Brown
Jan. 16, 2006	Paul Davis
March 6, 2006	Paul Davis
Nov. 20, 2006	Drew Neitzel
Nov. 27, 2006	Drew Neitzel
Feb. 26, 2007	Drew Neitzel
Nov. 19, 2007	Raymar Morgan
Jan. 7, 2008	Raymar Morgan
Jan. 28, 2008	Drew Neitzel
March 3, 2008	Goran Suton
Jan. 5, 2009	Raymar Morgan
Jan. 12, 2009	Kalin Lucas
Feb. 16, 2009	Delvon Roe
Feb. 1, 2010	Durrell Summers
March 1, 2010	Raymar Morgan
Nov. 29, 2010	Kalin Lucas
Jan. 17, 2011	Draymond Green
Dec. 5, 2011	Keith Appling
Dec. 12, 2011	Draymond Green
Jan. 2, 2012	Keith Appling
Jan. 30, 2012	Draymond Green
Feb. 13, 2012	Draymond Green
Feb. 20, 2012	Draymond Green

### Big Ten Freshman of the Week

(Since 2010-11 season)

Jan. 30, 2012	Brandan Dawson
---------------	----------------

## NCAA

### All-Tournament Team

1957	Johnny Green
1979	Earvin Johnson
	Greg Kelsner
2000	Charlie Bell
	Mateen Cleaves
	A.J. Granger
	Morris Peterson
2009	Kalin Lucas
	Goran Suton

## Final Four

### Most Outstanding Player

1979	Earvin Johnson
2000	Mateen Cleaves

### NCAA Tournament All-Regional Team

1957	Johnny Green (Midwest)
	Jack Quiggle (Midwest)
1959	Bob Anderegg (Midwest)
	Johnny Green (Midwest)
1978	Earvin Johnson (Midwest)
	Greg Kelsner (Midwest)
1979	Earvin Johnson (Midwest)
	Greg Kelsner (Midwest)
1986	Scott Skiles (Midwest)
1990	Steve Smith (Southeast)
1999	Mateen Cleaves (Midwest)
	A.J. Granger (Midwest)
	Morris Peterson (Midwest)
2000	Mateen Cleaves (Midwest)
	A.J. Granger (Midwest)
	Andre Hutson (Midwest)
	Morris Peterson (Midwest)
2001	Charlie Bell (South)
	David Thomas (South)
2003	Paul Davis (South)
	Erazem Lorbek (South)
2005	Maurice Ager (Austin)
	Shannon Brown (Austin)
	Paul Davis (Austin)
2009	Kalin Lucas (Midwest)
	Goran Suton (Midwest)
	Travis Walton (Midwest)
2010	Draymond Green (Midwest)
	Durrell Summers (Midwest)
2012	Draymond Green (West)

## NCAA Regional

### Most Outstanding Player

1979	Greg Kelsner (Midwest)
1999	Morris Peterson (Midwest)
2000	Morris Peterson (Midwest)
2001	Charlie Bell (South)
2005	Shannon Brown (Austin)
2009	Goran Suton (Midwest)
2010	Durrell Summers (Midwest)

### Most Valuable Player

(By vote of team to receive Chicago Tribune Award)

1951	James Snodgrass
1952	William Bower
1953	Albert Ferrari
1954	Albert Ferrari
1955	Albert Ferrari
1956	Julius McCoy
1957	George Fergusson
1958	Johnny Green
1959	Johnny Green
1960	Horace Walker
1961	Arthur Schwarm

1962	George (Pete) Gent
1963	Edward (Ted) Williams
1964	Frederick Thomann
1965	Stanley Washington
1966	Stanley Washington
1967	Matthew Aitch
1968	Lee Lafayette
1969	Lee Lafayette
1970	Ralph Simpson
1971	William Kilgore
1972	William Kilgore
1973	William Kilgore
1974	Michael Robinson
1975	Lindsay Hairston
1976	Terry Furlow
1977	Robert Chapman
1978	Greg Kelsner
1979	Earvin Johnson
1980	Jay Vincent
1981	Jay Vincent
1982	Kevin Smith
1983	Sam Vincent
1984	Sam Vincent
1985	Sam Vincent
1986	Scott Skiles
1987	Darryl Johnson
1988	Carlton Valentine
1989	Steve Smith
1990	Steve Smith
1991	Steve Smith
1992	Dwayne Stephens
1993	Mike Peplowski
1994	Shawn Respert
1995	Shawn Respert
1996	Quinton Brooks
1997	Ray Weathers
1998	Mateen Cleaves
1999	Mateen Cleaves
2000	Mateen Cleaves
	Morris Peterson
2001	Andre Hutson
	Jason Richardson
2002	Marcus Taylor
2003	Alan Anderson
	Chris Hill
2004	Paul Davis
2005	Alan Anderson
2006	Maurice Ager
	Shannon Brown
	Paul Davis
2007	Drew Neitzel
2008	Drew Neitzel
	Raymar Morgan
2009	Kalin Lucas
2010	Kalin Lucas
	Raymar Morgan
2011	Kalin Lucas
2012	Draymond Green

### Most Valuable Player

(By vote of press, radio, and television representatives to receive Charles S. Phillips Award)

1951	Ray Steffen
1952	William Bower
1953	Albert Ferrari



# HONORS & AWARDS



1954	Albert Ferrari
1955	Albert Ferrari
1956	Julius McCoy
1957	Jack Quiggle
1958	Johnny Green
1959	Johnny Green
1960	Horace Walker
1961	Arthur Schwarm
1962	George (Pete) Gent
1963	Edward (Ted) Williams
1964	George (Pete) Gent
1965	William Curtis
1966	Stanley Washington
1967	Matthew Aitch
1968	Lee Lafayette
1969	Lee Lafayette
1970	Ralph Simpson
1971	William Kilgore
1972	Michael Robinson
1973	Michael Robinson
1974	Michael Robinson
1975	Lindsay Hairston
1976	Terry Furlow
1977	Greg Kelsner
1978	Earvin Johnson
1979	Earvin Johnson
	Greg Kelsner
1980	Jay Vincent
1981	Jay Vincent
1982	Kevin Smith
1983	Scott Skiles
1984	Sam Vincent
1985	Sam Vincent
1986	Scott Skiles
1987	Darryl Johnson
1988	Ken Redfield
1989	Steve Smith
1990	Steve Smith
1991	Steve Smith
1992	Mike Peplowski
1993	Shawn Respert
1994	Shawn Respert
1995	Shawn Respert
	Eric Snow
1996	Quinton Brooks
1997	Ray Weathers
1998	Mateen Cleaves
1999	Mateen Cleaves
2000	Mateen Cleaves
	Morris Peterson
2001	Charlie Bell
	Andre Hutson
2002	Marcus Taylor
2003	Chris Hill
2004	Paul Davis
2005	Alan Anderson
2006	Paul Davis
2007	Drew Neitzel
2008	Drew Neitzel
2009	Kalin Lucas
2010	Draymond Green
2011	Kalin Lucas
2012	Draymond Green

## John E. Benington Best Defensive Player

1977	James Coutre
1978	Robert Chapman
1979	Earvin Johnson
1980	Terry Donnelly
1981	Rick Kaye
1982	Ben Tower
1983	Ben Tower
1984	Ben Tower
1985	Richard Mudd
1986	Barry Fordham
1987	Vernon Carr
1988	Ed Wright
1989	Ken Redfield
1990	Ken Redfield
1991	Dwayne Stephens
1992	Mark Montgomery
1993	Dwayne Stephens
1994	Eric Snow
1995	Eric Snow
1996	Daimon Beathia
1997	Ray Weathers
1998	Charlie Bell
	Mateen Cleaves
	Antonio Smith
1999	Charlie Bell
2000	Charlie Bell
2001	Charlie Bell
	Andre Hutson
2002	Alan Anderson
	Kelvin Torbert
2003	Kelvin Torbert
2004	Kelvin Torbert
2005	Alan Anderson
	Kelvin Torbert
2006	Shannon Brown
2007	Travis Walton
2008	Travis Walton
2009	Travis Walton
2010	Chris Allen
	Raymar Morgan
2011	Keith Appling
2012	Keith Appling

## Academic All-Big Ten

(from 1964)	
1966	Bill Curtis
1968	Steve Rymal
1970	Ralph Simpson
1978	Terry Donnelly
1979	Greg Kelsner
1990	Mark Montgomery
	Matt Steigenga
1991	Mark Montgomery
	Mike Peplowski
	Matt Steigenga
1992	Matt Steigenga
1994	Steve Polonowski
	Erik Qualman
1995	Steve Nicodemus
	Steve Polonowski
	Mark Prylow



*Kelvin Torbert was voted MSU's Best Defensive Player four straight years.*

1996	Steve Nicodemus
	Steve Polonowski
1997	Steve Polonowski
2000	Mat Ishbia
2001	Jason Andreas
	Mat Ishbia
2002	Jason Andreas
	Mat Ishbia
	Brian Westrick
2003	Jason Andreas
	Chris Hill
	Brian Westrick
	Adam Wolfe
2004	Jason Andreas
	Chris Hill
2005	Chris Hill
	Drew Naymick
2006	Jason Aerts
	Idong Ibok
	Drew Neitzel
2007	Brandon Darnton
	Jacob Hannon
	Idong Ibok
	Drew Naymick
	Drew Neitzel
	Bryan Tibaldi
2008	Isaiah Dahlman
	Tom Herzog
	Idong Ibok
	Drew Naymick
	Drew Neitzel
2009	Isaiah Dahlman
	Tom Herzog
	Idong Ibok
	Mike Kebler
2010	Isaiah Dahlman
	Tom Herzog
	Mike Kebler
2011	Mike Kebler
2012	Dan Chapman
	Adreian Payne

## Academic All-District IV

1990	Matt Steigenga
2003	Chris Hill
2004	Chris Hill
2005	Chris Hill
2008	Drew Neitzel

## Most Improved Player

1963	William Berry
1964	Stanley Washington
1965	Edward (Ted) Crary
1966	Matthew Aitch
1967	Heywood Edwards
1968	James Gibbons
1969	Tom Lick
1970	Rudy Benjamin
1971	Paul Dean
1972	Gary Ganakas
1973	Benny White
1974	Lindsay Hairston
1975	William Glover
1976	Dan Riewald
1977	Ronald Charles
1978	Michael Brkovich
1979	Terry Donnelly
1980	Ronald Charles
1981	Ben Tower
1982	Kevin Willis
1983	Kevin Willis
1984	Larry Polec
1985	Sam Vincent
1986	Darryl Johnson
1987	Carlton Valentine
1988	George Papadakis
1989	Kirk Manns
1990	Kirk Manns
1991	Mark Montgomery
1992	Dwayne Stephens
1993	Eric Snow
1994	Anthony Miller
1995	Jamie Feick
1996	Ray Weathers
1997	Antonio Smith
	Mateen Cleaves
1998	Morris Peterson
	Jason Klein
1999	Morris Peterson
2000	A.J. Granger
	Charlie Bell
2001	Jason Andreas
2002	Jason Andreas
	Adam Ballinger
2003	Kelvin Torbert
2004	Maurice Ager
	Kelvin Torbert

## HONORS &amp; AWARDS

2005	Maurice Ager
2006	Shannon Brown
2007	Goran Sutton
2008	Kalin Lucas
2009	Delvon Roe
	Durrell Summers
2010	Draymond Green
2011	Mike Kebler
2012	Derrick Nix

**Stephen G. Scofes  
Inspirational Player\***

1963	William Schwarz
1964	Marcus Sanders
1965	John Shick
1966	Edward (Ted) Crary
1967	Edward (Ted) Crary
1968	Gerald Geisler
1969	John Holms
1970	Steve Kirkpatrick
1971	Ronald Gutkowski
1972	Ronald Gutkowski
1973	Gary Ganakas
1974	Robert (Joe) Shackleton
1975	Lovelle Rivers
1976	Benny White
1977	Edgar Wilson
1978	Dan Riewald
	Alfred Brown
1979	Mike Longaker
1980	Mike Longaker
1981	Mike Brkovich
1982	Derek Perry
1983	Derek Perry
1984	Ben Towy
1985	Scott Skiles
1986	Larry Polec
1987	Barry Fordham
1988	Todd Wolfe
1989	Todd Wolfe
1990	Todd Wolfe
1991	Mike Peplowski
1992	Matt Steigenga
1993	Mike Peplowski
1994	Kris Weshinsky
1995	Eric Snow
1996	David Hart
1997	Steve Polonowski
1998	DuJuan Wiley
1999	Antonio Smith
2000	Mateen Cleaves
2001	Brandon Smith

2002	Mat Ishbia
2003	Adam Wolfe
2004	Jason Andreas
2005	Delco Rowley
2006	Delco Rowley
2007	Travis Walton
2008	Travis Walton
2009	Travis Walton
2010	Isaiah Dahlman
2011	Draymond Green
2012	Draymond Green
	Austin Thornton

\* Sportsmanship Award prior to 1995

**Unsung Player**

1989	Jim Sarkine
1990	Dave Mueller
1991	Jeff Casler
1992	Ron Haley
1993	Jon Zulauf
1994	Erik Qualman
1995	Mark Prylow
1996	Antonio Smith
1997	Morris Peterson
1998	Andre Hutson
	Jason Klein
1999	Andre Hutson
2000	Andre Hutson
	A.J. Granger
2001	David Thomas
2002	Tim Bograkovs
	Chris Hill
2003	Jason Andreas
2004	Tim Bograkovs
	Rashi Johnson
2005	Tim Bograkovs
2006	Delco Rowley
	Matt Trannon
2007	Drew Naymick
2008	Drew Naymick
2009	Isaiah Dahlman
	Idong Ibok
2010	Isaiah Dahlman
2011	Mike Kebler
2012	Anthony Ianni
	Derrick Nix

**Chairman of the  
Boards**

1996	Jamie Feick
2000	Morris Peterson
2001	Andre Hutson
	Zach Randolph
2002	Adam Ballinger
2003	Aloysius Anagnonye
2004	Paul Davis
2005	Paul Davis
2006	Paul Davis
2007	Goran Sutton
2008	Goran Sutton
2009	Goran Sutton
2010	Draymond Green
2011	Draymond Green
2012	Draymond Green

**Scholar-Athlete  
Award**

1996	Steve Nicodemus
	Steve Polonowski
1997	Steve Polonowski
1998	A.J. Granger
1999	Charlie Bell
2000	A.J. Granger
2001	Jason Andreas
2002	Jason Andreas
2003	Chris Hill
2004	Chris Hill
2005	Chris Hill
	Drew Naymick

2006	Drew Naymick
2007	Jacob Hannon
	Drew Naymick
2008	Tom Herzog
	Drew Naymick
	Drew Neitzel
2009	Tom Herzog
	Idong Ibok
	Mike Kebler
2010	Tom Herzog
	Mike Kebler
2011	Mike Kebler
2012	Adreian Payne

**Distinguished  
Spartan Award**

1997	Rickey Ayala
1998	Julius McCoy
1999	Robin Roberts
2000	Horace Walker
2001	Johnny Green
2002	Gus Ganakas
2003	Lance Olson
2004	Greg Kelsner
2005	Peter Gent
2006	Kevin Willis
2007	Michael Longaker
2009	Jay Vincent

**Antonio Smith  
Glue and Guts Award**

2001	Aloysius Anagnonye
	Andre Hutson
2002	Aloysius Anagnonye
2003	Aloysius Anagnonye
2004	Tim Bograkovs
2005	Tim Bograkovs
2006	Matt Trannon
2007	Travis Walton
2008	Travis Walton
2009	Travis Walton
2010	Draymond Green
2011	Draymond Green
	Delvon Roe
2012	Draymond Green

**Tim Bograkovs  
Walk-On Award**

2007	Jacob Hannon
2008	Mike Kebler
2009	Jon Crandell
2010	Jon Crandell
2011	Anthony Ianni
2012	Dan Chapman

**MSU Athletics  
Hall of Fame**

1992	Jack Breslin
	Bob Carey
	Lynn Chadnois
	Lyman Frimodig
	Johnny Green
	Earvin Johnson
	Robin Roberts

1996	Chet Aubuchon
	Greg Kelsner
2000	Roger Groove
	Brad Van Pelt
2001	Jud Heathcote
	Steve Smith
2007	Scott Skiles
2010	Julius McCoy
2011	Mateen Cleaves
2012	Shawn Respert

**Jesse Owens Big Ten  
Male Athlete of the  
Year**

2012	Draymond Green
------	----------------

**George Alderton  
Athlete of the Year**

(Presented annually to the top male athlete at MSU)

1985	Sam Vincent
1986	Scott Skiles
1991	Steve Smith
1995	Shawn Respert
1999	Mateen Cleaves
2000	Mateen Cleaves
2012	Draymond Green

**Big Ten Conference  
Medal of Honor**

(Presented annually at each conference institution for outstanding achievement in academics and athletics)

1959	Robert Anderegg
1964	George (Pete) Gent
1979	Greg Kelsner
1981	Jay Vincent
2005	Chris Hill
2008	Drew Neitzel

**Dr. James Feurig  
Achievement &  
Service Award**

(Presented to a graduating senior for athletic and academic success, who demonstrates involvement in school/campus and community activities)

1980	Michael Longaker
1987	Barry Fordham
1992	Matt Steigenga

**Chester Brewer  
Leadership Award**

(Presented to a graduating senior for athletic and academic achievement and for possessing a high degree of character, leadership qualities and skill)

1957	Pat Wilson
1968	John Bailey
1980	Terry Donnelly
1995	Eric Snow

# CURRENT SPARTANS IN THE NBA




Four former Spartans saw action in the 2011-12 NBA season.



## ZACH RANDOLPH

### *Memphis Grizzlies*

After earning NBA All-Star honors in 2009-10, Randolph elevated his play in 2010-11. During the regular season, he averaged 20.1 ppg and 12.2 rpg for the Memphis Grizzlies. In the playoffs, he averaged 22.2 points and 10.8 boards as the Grizzlies advanced to the conference semifinals. He's averaged a double-double in five of the last six seasons in his 10-year NBA career. Injuries limited him to just 28 games in 2012.



## DRAYMOND GREEN

### *Golden State Warriors*

Following a senior season where he earned NABC National Player of the Year honors, Draymond Green was selected in the second round of the 2012 NBA Draft by the Golden State Warriors. He was the 35th overall pick, and the first Spartan to be drafted since 2009.



## JASON RICHARDSON

### *Philadelphia 76ers*

Richardson has averaged more than 11 points in each of his 11 NBA seasons, including three years over 20 ppg. He won back-to-back NBA Slam Dunk titles in 2002 and 2003. He spent his first six seasons at Golden State, before moving to Charlotte, and then Phoenix. In 2010-11, he was traded to Orlando in a mid-season move, where he also spent the 2011-12 season. In the offseason, he was traded to Philadelphia.



## ALAN ANDERSON

### *Toronto Raptors*

Alan Anderson joined the Toronto Raptors at the close of the 2011-12 season, appearing in 17 games and starting 12, averaging 9.6 points. An undrafted free agent, Anderson played for Charlotte in 2005-06 and 2006-07, appearing in 53 contests.



## SHANNON BROWN

### *Phoenix Suns*

Brown was a key reserve on back-to-back World Championship teams with the Los Angeles Lakers in 2009 and 2010. In 2010, he participated in the NBA Slam Dunk Contest. He is the sixth Spartan to win an NBA Championship ring. In 2011, he signed a free agent deal with the Phoenix Suns, where last year, he scored a career-best 11.0 ppg. He's played with five teams over the course of his career.



## SCOTT SKILES

### *Head Coach*

After a 10-year NBA career, Skiles moved to the coaching ranks. He's in his fifth season with the Milwaukee Bucks, following stints in

Phoenix (1999-2002) and Chicago (2003-08). In 2010, he directed the Bucks to the NBA Playoffs, making his sixth playoff appearance as a head coach.

## BEHIND THE SCENES

Former MSU assistant Jim Boylan is on Skiles' staff, while former assistant Jim Boylen is an assistant with the Indiana Pacers. Spartan Hall of Famer Shawn Respert is assistant coach for player development with the Minnesota Timberwolves. Former MSU video coordinator Paul Rivers is Director of Basketball Technology with the Oklahoma City Thunder. Former managers have also found homes in the NBA. Steve Hetzel is the Director of Player Development for the Detroit Pistons. Brian Pauga is the Director of Scouting with the San Antonio Spurs. Dan Vincent is Assistant to the Head Coach with the Cleveland Cavaliers.

## SPARTANS IN THE NBA

**Maurice Ager**

Dallas (2006-08)  
 New Jersey (2007-09)  
 Minnesota (2010-11)  
**4-year NBA Avg.**  
 2.1 ppg 0.6 rpg 0.2 apg

**Matthew Aitch**

Indiana (1967-68)  
**1-year NBA Avg.**  
 5.6 ppg 3.6 rpg 0.4 apg

**Bob Andereggo**

New York (1959-60)  
**1-year NBA Avg.**  
 4.0 ppg 2.1 rpg 0.9 apg

**Alan Anderson**

Charlotte (2005-07)  
 Toronto (2011-12)  
**3-year NBA Avg.**  
 6.7 ppg 1.9 rpg 1.1 apg

**Chet Aubuchon**

Detroit (1946-47)  
**1-year NBA Avg.**  
 2.2 ppg 0.7 apg

**Charlie Bell**

Phoenix (2001-02)  
 Dallas (2001-02)  
 Milwaukee (2005-10)  
 Golden State (2010-11)  
**7-year NBA Avg.**  
 8.5 ppg 2.2 rpg 2.3 apg

**Robert Brannum**

Sheboygan (1948-50)  
 Boston (1951-55)  
**6-year NBA Avg.**  
 7.4 ppg 7.0 rpg 2.1 apg

**Shannon Brown**

Cleveland (2006-08)  
 Chicago (2007-08)  
 Charlotte (2008-09)  
 Los Angeles Lakers (2008-11)  
 Phoenix (2011-12)  
**6-year NBA Avg.**  
 7.7 ppg 1.8 rpg 1.1 apg

**Edward Burton**

New York (1961-62)  
 St. Louis (1964-65)  
**2-year NBA Avg.**  
 2.2 ppg 1.2 rpg 0.2 apg

**Mateen Cleaves**

Detroit (2000-01)  
 Sacramento (2001-03)  
 Cleveland (2003-04)  
 Seattle (2004-06)  
**6-year NBA Avg.**  
 3.6 ppg 1.0 rpg 1.9 apg

**Paul Davis**

L.A. Clippers (2006-09)  
 Washington (2009-10)  
**4-year NBA Avg.**  
 2.6 ppg 1.9 rpg 0.4 apg

**Jamie Feick**

Charlotte (1996-97)  
 San Antonio (1996-97)  
 Milwaukee (1997-99)  
 New Jersey (1998-2001)  
**6-year NBA Avg.**  
 4.5 ppg 7.1 rpg 0.7 apg

**Al Ferrari**

St. Louis (1955-56; '58-62)  
 Chicago (1962-63)  
**6-year NBA Avg.**  
 6.8 ppg 2.2 rpg 2.5 apg

**Terry Furlow**

Philadelphia (1976-77)  
 Cleveland (1977-79)  
 Atlanta (1978-80)  
 Utah (1979-80)  
**4-year NBA Avg.**  
 10.7 ppg 2.1 rpg 2.4 apg

**Johnny Green**

New York (1959-66)  
 Baltimore (1965-67)  
 San Diego (1967-68)  
 Philadelphia (1967-69)  
 Cincinnati (1969-72)  
 Kansas City/Omaha (1972-73)  
**14-year NBA Avg.**  
 11.6 ppg 8.6 rpg 1.4 apg

**Lindsay Hairston**

Detroit (1975-76)  
**1-year NBA Avg.**  
 5.8 ppg 3.8 rpg 0.4 apg

**Darryl Johnson**

Cleveland (1995-96)  
**1-year NBA Avg.**  
 1.1 ppg 0.2 rpg 0.1 apg

**Earvin Johnson**

Los Angeles (1979-91; '95-96)  
**13-year NBA Avg.**  
 19.5 ppg 7.2 rpg 11.2 apg

**Ken Johnson**

Portland (1985-86)  
**1-year NBA Avg.**  
 4.1 ppg 3.8 rpg 0.3 apg

**Greg Kelser**

Detroit (1979-82)  
 Seattle (1981-83)  
 San Diego (1983-84)  
 Indiana (1984-85)  
**6-year NBA Avg.**  
 9.7 ppg 4.6 rpg 1.3 apg

**Matthew Mazza**

Sheboygan (1949-50)  
**1-year NBA Avg.**  
 3.8 ppg 1.1 apg

**Anthony Miller**

L.A. Lakers (1994-96)  
 Atlanta (1996-98; 2000-01; '04-05)  
 Houston (1998-2001)  
 Philadelphia (2000-01)  
**8-year NBA Avg.**  
 2.8 ppg 2.7 rpg 0.4 apg

**Mike Peplowski**

Sacramento (1993-94)  
 Detroit (1994-95)  
 Washington (1995-96)  
 Milwaukee (1995-96)  
**3-year NBA Avg.**  
 2.6 ppg 2.9 rpg 0.4 apg

**Morris Peterson**

Toronto (2000-07)  
 New Orleans (2007-10)  
 Oklahoma City (2010-11)  
**11-year NBA Avg.**  
 10.7 ppg 3.5 rpg 1.5 apg

**Zach Randolph**

Portland (2001-07)  
 New York (2007-09)  
 Los Angeles Clippers (2008-09)  
 Memphis (2009-12)  
**11-year NBA Avg.**  
 17.3 ppg 9.1 rpg 1.7 apg

**Shawn Respert**

Milwaukee (1995-97)  
 Toronto (1996-98)  
 Dallas (1997-98)  
 Phoenix (1998-99)  
**4-year NBA Avg.**  
 4.9 ppg 1.3 rpg 1.0 apg

**Jason Richardson**

Golden State (2001-07)  
 Charlotte (2007-09)  
 Phoenix (2008-11)  
 Orlando (2010-12)  
**11-year NBA Avg.**  
 17.5 ppg 5.0 rpg 2.7 apg

**Ralph Simpson**

Denver (1970-76; 77-78)  
 Detroit (1976-78)  
 Philadelphia (1978-79)  
 New Jersey (1978-80)  
**10-year NBA Avg.**  
 8.4 ppg 2.1 rpg 2.2 apg

**Scott Skiles**

Milwaukee (1986-87)  
 Indiana (1987-89)  
 Orlando (1989-94)  
 Washington (1994-95)  
 Philadelphia (1995-96)  
**10-year NBA Avg.**  
 11.1 ppg 2.5 rpg 6.5 apg

**Steve Smith**

Miami (1991-95; 2004-05)  
 Atlanta (1994-99)  
 Portland (1999-2001)  
 San Antonio (2001-03)  
 New Orleans (2003-04)  
**14-year NBA Avg.**  
 14.3 ppg 3.2 rpg 3.1 apg

**Eric Snow**

Seattle (1995-98)  
 Philadelphia (1997-2004)  
 Cleveland (2004-08)  
**13-year NBA Avg.**  
 6.8 ppg 2.5 rpg 5.0 apg

**Matt Steigenga**

Chicago (1996-97)  
**1-year NBA Avg.**  
 1.5 ppg 1.5 rpg 1.0 apg

**Jay Vincent**

Dallas (1981-86)  
 Washington (1986-87)  
 Denver (1987-89)  
 San Antonio (1988-89)  
 Philadelphia (1989-90)  
 L.A. Lakers (1989-90)  
**9-year NBA Avg.**  
 15.2 ppg 5.5 rpg 2.0 apg

**Sam Vincent**

Boston (1985-87)  
 Seattle (1987-88)  
 Chicago (1987-90)  
 Orlando (1990-92)  
**7-year NBA Avg.**  
 7.8 ppg 2.1 rpg 3.9 apg

**Horace Walker**

Chicago (1961-62)  
**1-year NBA Avg.**  
 6.7 ppg 7.2 rpg 1.1 apg

**Kevin Willis**

Atlanta (1984-95; 2004-05)  
 Miami (1994-96)  
 Golden State (1995-96)  
 Houston (1996-98; 2001-02)  
 Toronto (1998-2000)  
 San Antonio (2002-04)  
 Dallas (2006-07)  
**20-year NBA Avg.**  
 12.1 ppg 8.4 rpg 0.9 apg

# SPARTAN NBA DRAFT PICKS



*Mateen Cleaves was picked by Detroit in the first round of the 2000 NBA Draft.*



*Draymond Green became the 13th Spartan under Tom Izzo to be selected in the NBA Draft.*

## 1952

Gordon Stauffer - Indianapolis

## 1955

Al Ferrari - Milwaukee

Bob Armstrong - Rochester

## 1956

Julius McCoy - St. Louis

## 1957

George Ferguson - Milwaukee - 7th Rd.

## 1958

Jack Quiggle - Detroit - 8th Rd.

## 1959

Johnny Green - New York - 1st Rd.

Bob Anderegg - New York - 3rd Rd.

## 1960

Horace Walker - St. Louis - 4th Rd.

## 1964

Pete Gent - Baltimore - 14th Rd.

## 1966

Stan Washington - Los Angeles - 5th Rd.

Bill Curtis - Chicago - 8th Rd.

## 1967

Charles Smith - Baltimore - 11th Rd.

Matthew Aitch - Detroit - 13th Rd.

## 1969

Lee Lafayette - San Francisco - 4th Rd.

## 1971

Rudy Benjamin - San Diego - 5th Rd.

## 1972

Ralph Simpson - Chicago - 1st Rd.

## 1973

Bill Kilgore - Detroit - 9th Rd.

## 1974

Mike Robinson - Cleveland - 7th Rd.

## 1975

Lindsay Hairston - Detroit - 4th Rd.

## 1976

Terry Furlow - Philadelphia - 1st Rd.

## 1977

Bob Chapman - Kansas City - 5th Rd.

## 1979

Earvin Johnson - L.A. Lakers - 1st Rd.

Greg Kelser - Detroit - 1st Rd.

## 1980

Ron Charles - Chicago - 4th Rd.

## 1981

Jay Vincent - Dallas - 2nd Rd.

Mike Brkovich - Milwaukee - 8th Rd.

## 1982

Kevin Smith - Detroit - 9th Rd.

## 1983

Derek Perry - Detroit - 6th Rd.

## 1984

Kevin Willis - Atlanta - 1st Rd.

Ben Tower - Detroit - 9th Rd.

## 1985

Sam Vincent - Boston - 1st Rd.

Ken Johnson - Portland - 2nd Rd.

## 1986

Scott Skiles - Milwaukee - 1st Rd.

Larry Polec - Detroit - 7th Rd.

## 1987

Darryl Johnson - Golden State - 3rd Rd.

Vernon Carr - Sacramento - 5th Rd.

## 1991

Steve Smith - Miami - 1st Rd.

## 1992

Matt Steigenga - Chicago - 2nd Rd.

## 1993

Mike Peplowski - Sacramento - 2nd Rd.

## 1994

Anthony Miller - Golden State - 2nd Rd.

## 1995

Shawn Respert - Portland - 1st Rd.

Eric Snow - Milwaukee - 2nd Rd.

## 1996

Jamie Feick - Philadelphia - 2nd Rd.

## 2000

Mateen Cleaves - Detroit - 1st Rd.

Morris Peterson - Toronto - 1st Rd.

## 2001

Jason Richardson - Golden St. - 1st Rd.

Zach Randolph - Portland - 1st Rd.

Andre Hutson - Milwaukee - 2nd Rd.

## 2002

Marcus Taylor - Minnesota - 2nd Rd.

## 2005

Erazem Lorbek - Indiana - 2nd Rd.

## 2006

Shannon Brown - Cleveland - 1st Rd.

Maurice Ager - Dallas - 1st Rd.

Paul Davis - L.A. Clippers - 2nd Rd.

## 2009

Goran Suton - Utah - 2nd Rd.

## 2012

Draymond Green - Golden State - 2nd Rd.



# USA BASKETBALL

## Olympic Games

Magic Johnson (1992)  
Steve Smith (2000)

## Goodwill Games

Shawn Respert (1994)  
Tom Izzo (Asst. Coach 2001)

## World Championships

Steve Smith (1994)  
Mateen Cleaves (1998)  
Charlie Bell (2005)

## Pan-American Games

Jud Heathcote (Asst. Coach 1975, 1987)  
Mike Peplowski (1991)  
Matt Steigenga (1999)  
Chris Hill (2003)  
Tom Izzo (Head Coach 2003)  
Drew Neitzel (2007)

## Men's Select Team

Jason Richardson (2000)

## World University Games

John Benington (Head Coach 1967)  
Kevin Willis (1983)  
Steve Smith (1989)  
Shawn Respert (1993)  
Draymond Green (2011)

## USA Hoop Summit

Zach Randolph (2000)  
Marcus Taylor (2000)  
Gary Harris (2012)

## U-19 World Championships

Scott Skiles (1983)  
Maurice Ager (2003)  
Paul Davis (2003)  
Raymar Morgan (2007)  
Keith Appling (2011)



*Tom Izzo has twice served as a USA Basketball Coach.*

## Young Men's Championship

Zach Randolph (2000)  
Jason Richardson (2000)  
Marcus Taylor (2001)

## USA Youth Dev. Festival

Marcus Taylor (1998)  
Zach Randolph (1999)  
Alan Anderson (2000)  
Paul Davis (2001)  
Matt Tramm (2001)  
Shannon Brown (2002)  
Drew Naymick (2002)  
Drew Neitzel (2003)  
Isaiah Dahlman (2005)  
Tom Herzog (2005)  
Delvon Roe (2007)  
Korie Lucious (2007)

## Under 18 National Team

Chris Allen (2006)

## Under 16 National Team

Brandon Kearney (2009)

## Youth Olympic Games

Brandon Kearney (2010)

## USA Olympic Festival

Robert Gonzalez (1979)  
Ben Tower (1981)  
Sam Vincent (1981-82)  
Patrick Ford (1983)  
Scott Skiles (1983)  
Mike Peplowski (1989)  
Matt Steigenga (1989)  
Dwayne Stephens (1990)  
Anthony Miller (1991)  
Quinton Brooks (1993)

**Bold** indicates current Spartan



*Keith Appling played for Team USA at the 2011 U-19 World Championships.*



*Earvin "Magic" Johnson won an Olympic Gold Medal with the original "Dream Team" in 1992.*



*Draymond Green was a key performer at the 2011 World University Games.*

# ALL-TIME CAPTAINS



1898-99	*
1899-00	*
1900-01	Charles Blanchard
1901-02	James Cooper
1902-03	Joseph Haftencamp
1903-04	Edward Balbach
1904-05	Foley Tuttle
1905-06	*
1906-07	Edward Krehl
1907-08	Roy Vondette
1908-09	Parnell McKenna
1909-10	Claude Hannish
1910-11	Fred Busch
1911-12	Ralph Chamberlain
1912-13	Robert Goss
1913-14	George Gauthier
1914-15	Oscar Miller
1915-16	Lyman Frimodig
1916-17	Albert McClelland
1917-18	Byron Murray
1918-19	Lawrence Kurtz
1919-20	George Garrett
1920-21	Walter Foster
1921-22	Lloyd Heasley
1922-23	Clarence Fessenden
1923-24	Wesley Eva
1924-25	Matt Nuttilla
1925-26	Paul Hackett
1926-27	Kenneth Drew
1927-28	Verne Dickeson
1928-29	Carl Felt
1929-30	James VanZylen
1930-31	Arthur Haga Roger Grove Edward Scott
1931-32	Dee Pinneo
1932-33	Garold McCaslin Alton Kircher
1933-34	Wendall Patchett
1934-35	Robert Herrick Milo Rouse Arnold VanFaassen
1935-36	Daniel Reck
1936-37	Ron Garlock
1937-38	Howard Kraft
1938-39	Leo Callahan
1939-40	Max Dalrymple Martin Hutt
1940-41	Robert Phillips
1941-42	Chester Aubuchon
1942-43	Carl Petroski
1943-44	No Sched. - World War II
1944-45	Nickolas Hashu
1945-46	Oliver White
1946-47	Robin Roberts
1947-48	Robert Brannum
1948-49	Robert Geahan Jack Wulf
1949-50	Robert Robbins
1950-51	James Snodgrass
1951-52	Clarence (Sonny) Means
1952-53	Erik Furseth
1953-54	Keith Stackhouse
1954-55	Albert Ferrari
1955-56	Walter Godfrey
1956-57	George Ferguson

1957-58	Jack Quiggle
1958-59	Robert Anderegg Johnny Green
1959-60	Lance Olson Horace Walker
1960-61	David Fahs
1961-62	Arthur Schwarm
1962-63	John Lamers
1963-64	George (Pete) Gent
1964-65	Marcus Sanders
1965-66	William Curtis
1966-67	Matthew Aitch
1967-68	John Bailey
1968-69	Lee Lafayette
1969-70	James Gibbons Lloyd Ward
1970-71	Rudy Benjamin
1971-72	Ronald Gutkowski Patrick Miller
1972-73	William Kilgore
1973-74	Michael Robinson
1974-75	Lindsay Hairston
1975-76	Terry Furlow
1976-77	Robert Chapman
1977-78	Robert Chapman Gregory Kelsner
1978-79	Earvin Johnson Gregory Kelsner
1979-80	Ronald Charles Terry Donnelly
1980-81	Michael Brkovich Jay Vincent
1981-82	Kurt James Kevin Smith
1982-83	William Cawood Derek Perry
1983-84	Benjamin Tower Kevin Willis
1984-85	Sam Vincent Richard Mudd
1985-86	Scott Skiles Larry Polec
1986-87	Darryl Johnson Barry Fordham
1987-88	George Papadakos Carlton Valentine
1988-89	Ed Wright Ken Redfield Todd Wolfe
1989-90	Ken Redfield Steve Smith
1990-91	Steve Smith Matt Steigenga
1991-92	Mark Montgomery Matt Steigenga
1992-93	Mike Peplowski Dwayne Stephens
1993-94	Kris Weshinsky Shawn Respert
1994-95	Eric Snow Shawn Respert
1995-96	Quinton Brooks Jamie Feick
1996-97	Steve Polonowski Antonio Smith

1997-98	Antonio Smith Mateen Cleaves
1998-99	Antonio Smith Mateen Cleaves Jason Klein Thomas Kelley
1999-2000	Mateen Cleaves A.J. Granger Morris Peterson
2000-01	Charlie Bell Andre Hutson David Thomas
2001-02	Aloysius Anagnonye Adam Ballinger Marcus Taylor
2002-03	Aloysius Anagnonye Adam Ballinger
2003-04	Alan Anderson Jason Andreas Kelvin Torbert
2004-05	Alan Anderson Tim Bograkov Chris Hill Kelvin Torbert
2005-06	Maurice Ager Shannon Brown Paul Davis Delco Rowley
2006-07	Drew Neitzel Travis Walton
2007-08	Drew Neitzel Travis Walton
2008-09	Kalin Lucas Travis Walton
2009-10	Isaiah Dahlman Draymond Green Kalin Lucas Raymar Morgan
2010-11	Draymond Green Kalin Lucas
2011-12	Draymond Green Austin Thornton

\* - no captains selected



**Antonio Smith was a three-year captain from 1996-97 to 1998-99.**

NATION'S BEST SIX FINAL FOUR APPEARANCES IN 14 YEARS



**SPARTAN RECORDS**

**2012-13 MICHIGAN STATE BASKETBALL**



# SCORING RECORDS



## INDIVIDUAL

### Career

POINTS	NO.	YEARS
1. Shawn Respert	2,531	1990-95
2. Steve Smith	2,263	1987-91
3. Scott Skiles	2,145	1982-86
4. Greg Kelsner	2,014	1975-79
5. Kalin Lucas	1,996	2007-11
6. Jay Vincent	1,914	1977-81
7. Sam Vincent	1,851	1981-85
8. Terry Furlow	1,777	1972-76
9. Paul Davis	1,718	2002-06
10. Mike Robinson	1,717	1971-74

SCORING AVG.	AVG. (GMS.)	YEARS
1. Mike Robinson	24.2 (71)	1971-74
2. Shawn Respert	21.2 (119)	1990-95
3. Julius McCoy	20.9 (66)	1953-56
4. Steve Smith	18.5 (122)	1987-91
5. Scott Skiles	18.2 (118)	1982-86
6. Stan Washington	18.0 (69)	1963-66
7. Terry Furlow	17.8 (100)	1972-76
8. Greg Kelsner	17.5 (115)	1975-79
9. Pete Gent	17.4 (66)	1961-64
10. Earvin Johnson	17.1 (62)	1977-79

### Season

POINTS	NO.	YEAR
1. Scott Skiles	850	1985-86
2. Terry Furlow	793	1975-76
3. Shawn Respert	778	1993-94
4. Steve Smith	752	1990-91
5. Shawn Respert	716	1994-95
6. Ralph Simpson	667	1969-70
7. Sam Vincent	666	1984-85
8. Morris Peterson	657	1999-2000
9. Maurice Ager	656	2005-06
10. Drew Neitzel	635	2006-07

By Class:

Freshman: Earvin Johnson - 511 (1977-78)

Sophomore: Ralph Simpson - 667 (1969-70)

Junior: Shawn Respert - 778 (1993-94)

Senior: Scott Skiles - 850 (1985-86)

SCORING AVG.	AVG.	YEAR
1. Terry Furlow	29.4	1975-76
2. Ralph Simpson	29.0	1969-70
3. Scott Skiles	27.4	1985-86
4. Julius McCoy	27.2	1955-56
5. Shawn Respert	25.6	1994-95
6. Mike Robinson	25.3	1972-73
7. Steve Smith	25.1	1990-91
8. Mike Robinson	24.7	1971-72
9. Shawn Respert	24.3	1993-94
10. Sam Vincent	23.0	1984-85

By Class:

Freshman: Earvin Johnson - 17.0 (1977-78)

Sophomore: Ralph Simpson - 29.0 (1969-70)

Junior: Mike Robinson - 25.3 (1972-73)

Senior: Terry Furlow - 29.4 (1975-76)

## YEAR-BY-YEAR SCORING LEADERS

Based on total points (since 1926-27)

YEAR	NAME, POS.	PTS. (AVG.)	YEAR	NAME, POS.	PTS. (AVG.)
1926-27	V. Dickeson, f	62 (NA)	1969-70	Ralph Simpson, g	667 (29.0)
1927-28	V. Dickeson, f	100 (NA)	1970-71	Rudy Benjamin, g	520 (21.2)
1928-29	Arthur Haga, g	99 (NA)	1971-72	Mike Robinson, g	594 (24.7)
1929-30	Roger Grove, f	91 (NA)	1972-73	Mike Robinson, g	608 (25.3)
1930-31	Roger Grove, f	135 (NA)	1973-74	Mike Robinson, g	515 (22.4)
1931-32	Randy Boeskool, c	80 (NA)	1974-75	Terry Furlow, f	509 (20.4)
1932-33	Gerald McCaslin, f	92 (NA)	1975-76	Terry Furlow, f	793 (28.4)
1933-34	Maurice Buysse, c	126 (NA)	1976-77	Greg Kelsner, f	565 (21.7)
1934-35	Arnold Van Faasen, c	133 (NA)	1977-78	Greg Kelsner, f	531 (17.7)
1935-36	Ron Garlock, g	109 (NA)	1978-79	Greg Kelsner, c/f	602 (18.8)
1936-37	Leonard Oesterink, f	112 (NA)	1979-80	Jay Vincent, c/f	582 (21.6)
1937-38	George Falkowski, f	173 (NA)	1980-81	Jay Vincent, c/f	609 (22.6)
1938-39	George Falkowski, f	119 (NA)	1981-82	Kevin Smith, g	436 (15.6)
1939-40	Chet Aubuchon, g	169 (NA)	1982-83	Sam Vincent, g	498 (16.6)
1940-41	Max Hindman, f	144 (NA)	1983-84	Scott Skiles, g	405 (14.5)
1941-42	Joe Gerard, f	239 (NA)	1984-85	Sam Vincent, g	666 (23.0)
1942-43	John Cawood, f	118 (NA)	1985-86	Scott Skiles, g	850 (27.4)
1943-44	No team due to World War II		1986-87	Darryl Johnson, g	618 (22.1)
1944-45	Sam Fortino, f	203 (11.9)	1987-88	Carlton Valentine, f	371 (13.3)
1945-46	Sam Fortino, f	251 (12.0)	1988-89	Steve Smith, g	585 (17.7)
1946-47	Bob Geahan, f	235 (11.2)	1989-90	Steve Smith, g	627 (20.2)
1947-48	Bob Brannum, c	344 (15.6)	1990-91	Steve Smith, g	752 (25.1)
1948-49	Bill Rapchak, f	211 (10.6)	1991-92	Shawn Respert, g	474 (15.8)
1949-50	Dan Smith, f	207 (9.4)	1992-93	Shawn Respert, g	563 (20.1)
1950-51	Ray Steffen, c	186 (8.9)	1993-94	Shawn Respert, g	778 (24.3)
1951-52	Keith Stackhouse, f	236 (11.8)	1994-95	Shawn Respert, g	716 (25.6)
1952-53	Al Ferrari, f	351 (16.0)	1995-96	Quinton Brooks, f	505 (16.3)
1953-54	Julius McCoy, f	409 (18.6)	1996-97	Ray Weathers, g	395 (13.6)
1954-55	Al Ferrari, f	442 (20.1)	1997-98	Mateen Cleaves, g	484 (16.1)
1955-56	Julius McCoy, f	600 (27.2)	1998-99	Morris Peterson, f	516 (13.6)
1956-57	Jack Quiggle, g	384 (15.3)	1999-2000	Morris Peterson, f	657 (16.8)
1957-58	Johnny Green, c	397 (18.0)	2000-01	Jason Richardson, g	486 (14.7)
1958-59	Bob Anderegg, g	450 (19.5)	2001-02	Marcus Taylor, g	488 (16.8)
1959-60	Horace Walker, f/c	473 (22.6)	2002-03	Chris Hill, g	479 (13.7)
1960-61	Dick Hall, f/c	390 (16.2)	2003-04	Paul Davis, c	474 (15.8)
1961-62	Pete Gent, f	311 (14.1)	2004-05	Maurice Ager, g	464 (14.1)
1962-63	Pete Gent, f	329 (16.4)	2005-06	Maurice Ager, g	656 (19.3)
1963-64	Pete Gent, f	506 (21.0)	2006-07	Drew Neitzel, g	635 (18.1)
1964-65	Stan Washington, f	490 (21.3)	2007-08	Raymar Morgan, f	505 (14.0)
1965-66	Stan Washington, f	397 (18.0)	2008-09	Kalin Lucas, g	559 (14.7)
1966-67	Matthew Aitch, c	376 (16.3)	2009-10	Kalin Lucas, g	490 (14.8)
1967-68	Lee Lafayette, c/f	405 (16.8)	2010-11	Kalin Lucas, g	578 (17.0)
1968-69	Lee Lafayette, c/f	430 (18.7)	2011-12	Draymond Green, f	601 (18.2)

## TEAM

### Season

POINTS	NO.	GAMES
1. 1999-2000	2,889	39 games
2. 2008-09	2,737	38 games
3. 1998-99	2,726	38 games
4. 2009-10	2,658	37 games
5. 2011-12	2,651	37 games

SCORING AVG.	AVG. (PTS.)	GAMES
1. 1963-64	92.1 (2,211 pts)	24 gms
2. 1964-65	85.9 (1,977)	23 gms
3. 1985-86	83.1 (2,576)	31 gms
4. 1958-59	82.0 (1,886)	23 gms
5. 1972-73	81.8 (1,964)	24 gms

### Game

POINTS	OPPONENT	DATE
1. 121	Morehead St.	12/1/1992
2. 118	Alcorn State	12/13/2008
118	Oklahoma	12/21/1963
4. 117	Ball State	12/29/1994
5. 114	Michigan	3/4/2000

### Big Ten Game

POINTS	OPPONENT	DATE
1. 114	Michigan	3/4/2000
2. 110	Purdue	3/1/1965
3. 107	Iowa	2/15/1964
107	Indiana	1/11/1964
107	Iowa	2/22/1964
107	Northwestern	2/29/1964

## SCORING RECORDS

## TOP INDIVIDUAL GAMES

50	Terry Furlow vs. Iowa	1/5/1976 (MSU 105-88)
48	Terry Furlow vs. Northwestern	1/8/1976 (NU 105-89)
45	Scott Skiles vs. Minnesota	1/18/1986 (UM 76-71)
	Julius McCoy vs. Notre Dame	12/21/1955 (MSU 84-78)
43	Shawn Respert vs. Minnesota	2/23/1994 (MSU 85-68)
	Scott Skiles vs. Ohio State	3/8/1986 (MSU 91-81)
42	Darryl Johnson vs. BYU	12/29/1986 (BYU 96-88)
	Terry Furlow vs. Ohio State	1/10/1976 (MSU 92-82)
	Ralph Simpson vs. Western Mich.	12/13/1969 (MSU 86-71)
41	Terry Furlow vs. Detroit	12/22/1975 (UD 85-82)
	Rudy Benjamin vs. Butler	12/14/1970 (MSU 99-75)
	Julius McCoy vs. Michigan	2/6/1956 (MSU 86-76)
40	Shawn Respert vs. Indiana	1/11/1995 (IU 89-82)
	Shawn Respert vs. Indiana	3/9/1994 (MSU 94-78)
	Kirk Manns vs. Purdue	1/25/1989 (MSU 106-83)
	Scott Skiles vs. Michigan	1/25/1986 (MSU 91-79)
	Terry Furlow vs. Indiana	2/9/1976 (IU 85-70)
	Mike Robinson vs. Northwestern	3/3/1973 (MSU 86-72)
	Ralph Simpson vs. Oregon	12/27/1969 (UO 87-82)
	Julius McCoy vs. Ohio State	1/28/1956 (MSU 94-91)
39	Shawn Respert vs. Iowa	3/8/1995 (UI 79-78)
	Steve Smith vs. Minnesota	3/3/1990 (MSU 75-73)
	Sam Vincent vs. Purdue	1/10/1985 (MSU 81-72 ot)
38	Steve Smith vs. Central Michigan	12/20/1990 (MSU 74-61)
	Terry Furlow vs. Michigan	2/14/1976 (UM 81-64)
	Mike Robinson vs. Iowa	1/15/1973 (MSU 76-74)
37	Shawn Respert vs. Nebraska	12/10/1994 (UN 96-91)
	Jay Vincent vs. Minnesota	2/28/1981 (UM 92-89 ot)
	Mike Robinson vs. Michigan	3/4/1972 (MSU 96-92)
	Ralph Simpson vs. Minnesota	1/30/1970 (UM 92-87)
36	Maurice Ager vs. Gonzaga	11/22/2005 (GU 109-106, 3OT)
	Steve Smith vs. Michigan	3/1/1990 (MSU 78-70)
	Steve Smith vs. Auburn	11/24/1989 (MSU 92-79)
	Scott Skiles vs. Wisconsin	1/30/1986 (MSU 83-81)
	Jay Vincent vs. Iowa	1/10/1981 (UI 65-57)
	Jay Vincent vs. Michigan	2/16/1980 (MSU 82-74)
	Greg Kelsier vs. Detroit	12/21/1977 (MSU 103-74)
	Terry Furlow vs. Ohio State	2/3/1975 (MSU 101-83)
	Mike Robinson vs. Central Mich.	12/1/1973 (MSU 78-70)
	Ralph Simpson vs. Eastern Kent.	12/1/1969 (MSU 89-35)
	Bill Curtis vs. Michigan	1/26/1965 (UM 103-98)
35	Shawn Respert vs. Illinois	2/15/1995 (MSU 68-58)
	Steve Smith vs. Illinois	1/17/1991 (MSU 71-68)
	Steve Smith vs. Evansville	12/18/1990 (MSU 81-76)
	Scott Skiles vs. Northwestern	2/27/1986 (MSU 82-48)
	Scott Skiles vs. Ohio State	2/24/1983 (MSU 101-94 3 ot)
	Terry Furlow vs. Illinois	1/24/1976 (MSU 74-63)
	Ralph Simpson vs. Purdue	2/3/1970 (PU 105-86)
	Ralph Simpson vs. Notre Dame	1/20/1970 (MSU 85-82)
	Ted Williams vs. Purdue	3/4/1963 (PU 94-93)
	Lance Olson vs. Iowa	1/23/1960 (MSU 90-80)
	Julius McCoy vs. Wisconsin	2/27/1956 (MSU 89-82)

By Class

Freshman: 32 - Scott Skiles vs. Ohio State (2/24/1983)

Sophomore: 42 - Ralph Simpson vs. W. Michigan (12/13/1969)

Junior: 45 - Julius McCoy vs. Notre Dame (12/21/1955)

Senior: 50 - Terry Furlow vs. Iowa (1/5/1976)



*Terry Furlow owns the top two single-game scoring efforts in MSU history.*

## MSU'S 100-POINT GAMES

PTS.	OPP. (MSU-OPP.)	DATE (LOCATION)
121	Morehead State (121-53)	12/1/1992 (East Lansing)
118	Alcorn State (118-60)	12/13/2008 (East Lansing)
	Oklahoma (118-100)	12/21/1963 (Tempe, Ariz.)
117	Ball State (117-95)	12/29/1994 (East Lansing)
114	Michigan (114-63)	3/4/2000 (East Lansing)
111	Cleveland State (111-68)	12/12/1994 (East Lansing)
110	Nebraska Omaha (110-68)	12/4/2011 (East Lansing)
	Purdue (110-92)	3/1/1965 (East Lansing)
109	Nebraska Michigan (109-86)	11/30/1963 (East Lansing)
	Western Mich. (109-69)	12/13/1978 (Kalamazoo, Mich.)
107	East Tennessee State (107-81)	12/9/1993 (East Lansing)
	Northwestern (107-97)	2/29/1964 (East Lansing)
	Iowa (107-89)	2/22/1964 (Iowa City, Iowa)
	Iowa (107-82)	2/15/1964 (East Lansing)
	Indiana (107-103)	1/11/1964 (East Lansing)
106	Massachusetts (106-68)	11/28/2009 (Atlantic City, N.J.)
	Gonzaga (106-109, 3OT)	11/22/2005 (Lahaina, Hawai'i)
	Purdue (106-83)	1/25/1989 (East Lansing)
	Wisconsin (106-90)	1/6/1964 (East Lansing)
105	Iowa (105-88)	1/5/1976 (East Lansing)
	Wisconsin (105-87)	1/25/1975 (East Lansing)
104	UW-Green Bay (104-46)	11/23/2004 (East Lansing)
	Florida A&M (104-72)	11/19/2004 (East Lansing)
	Bowling Green St. (104-81)	12/7/1963 (East Lansing)
103	Indiana (103-74)	3/2/2008 (East Lansing)
	Loyola (Ill.) (103-71)	12/9/2000 (Chicago, Ill.)
	Central Michigan (103-60)	1/29/1985 (East Lansing)
	Detroit (103-74)	12/21/1977 (Detroit)
	Rochester (103-61)	12/29/1972 (Rochester, N.Y.)
	Wichita State (103-68)	12/10/1966 (East Lansing)
	Michigan (103-91)	2/14/1959 (East Lansing)
102	Nicholls State (102-52)	11/27/2004 (East Lansing)
	New Hampshire (102-65)	12/30/1977 (Norfolk, Va.)
	Ohio State (102-99)	1/27/1964 (East Lansing)
	Alma (102-3)	2/1/1902 (East Lansing)
101	Nebraska (101-78)	12/4/1991 (East Lansing)
	Ohio State (101-94, 3OT)	2/24/1983 (East Lansing)
	Marshall (101-82)	12/19/1981 (East Lansing)
	Pennsylvania (101-67)	3/24/1979 (Salt Lake City, Utah)
	Ohio State (101-83)	2/3/1975 (Columbus, Ohio)
	Western Michigan (101-100)	12/4/1963 (East Lansing)
100	Idaho (100-62)	11/16/2008 (East Lansing)
	Iowa (100-91)	2/12/1972 (Iowa City, Iowa)



# 1,000-POINT SCORERS



**Shawn Respert**



**Steve Smith**



**Scott Skiles**




**Greg Kelser**



## 1. Shawn Respert - 2,531 points

Respert scored his 1,000th point in his 56th game vs. Penn State (March 13, 1993).


Year	GP/GS	FG-FGA	Pct.	3FG-FGA	Pct.	FT-FTA	Pct.	Reb/Avg.	Ast./Avg.	Pts./Avg.
1990-91	1/0	0-2	.000	0-0	.000	0-0	.000	0/0.0	0/0.0	0/0.0
1991-92	30/30	173-344	.503	60-132	.454	68-78	.872	64/2.1	62/2.1	474/15.8
1992-93	28/28	192-399	.481	60-140	.429	119-139	.856	111/4.0	73/2.6	563/20.1
1993-94	32/32	272-562	.484	92-205	.449	142-169	.840	127/4.0	81/2.5	778/24.3
1994-95	28/28	229-484	.473	119-251	.474	139-160	.869	111/4.0	85/3.0	716/25.6
<b>Totals</b>	<b>119/118</b>	<b>866-1791</b>	<b>.483</b>	<b>331-728</b>	<b>.455</b>	<b>468-546</b>	<b>.857</b>	<b>413/3.4</b>	<b>301/2.5</b>	<b>2531/21.2</b>



## 2. Steve Smith - 2,263 points

Smith scored his 1,000th point in his 66th game vs. Furman (Dec. 2, 1989).

Year	GP/GS	FG-FGA	Pct.	3FG-FGA	Pct.	FT-FTA	Pct.	Reb/Avg.	Ast./Avg.	Pts./Avg.
1987-88	28/26	108-232	.466	14-30	.467	69-91	.758	112/4.0	82/2.9	299/10.7
1988-89	33/32	217-454	.478	22-63	.349	129-169	.763	229/6.0	112/3.4	585/17.7
1989-90	31/29	233-443	.526	45-98	.459	116-167	.695	216/7.0	150/4.9	627/20.2
1990-91	30/30	268-566	.474	66-162	.407	150-187	.802	183/6.1	109/3.6	752/25.1
<b>Totals</b>	<b>122/117</b>	<b>826-1695</b>	<b>.487</b>	<b>147-353</b>	<b>.416</b>	<b>464-614</b>	<b>.756</b>	<b>740/6.1</b>	<b>453/3.7</b>	<b>2263/18.5</b>



## 3. Scott Skiles - 2,145 points

Skiles scored his 1,000th point in his 72nd game vs. Illinois (Jan. 12, 1985).

Year	GP/GS	FG-FGA	Pct.	3FG-FGA	Pct.	FT-FTA	Pct.	Reb/Avg.	Ast./Avg.	Pts./Avg.
1982-83	30/27	141-286	.493	25-50	.500	69-83	.831	63/2.1	146/4.9	376/12.5
1983-84	28/28	153-319	.480	—	—	99-119	.832	62/2.2	128/4.6	405/14.5
1984-85	29/29	212-420	.505	—	—	90-114	.790	93/3.2	168/5.8	514/17.1
1985-86	31/31	331-598	.554	—	—	188-209	.900	135/4.4	203/6.5	850/27.4
<b>Totals</b>	<b>118/115</b>	<b>837-1623</b>	<b>.516</b>	<b>25-50</b>	<b>.500</b>	<b>446-525</b>	<b>.850</b>	<b>353/3.0</b>	<b>645/5.5</b>	<b>2145/18.2</b>



## 4. Greg Kelser - 2,014 points

Kelser scored his 1,000th point in his 90th game vs. Detroit (Dec. 21, 1977).

Year	GP/GS	FG-FGA	Pct.	3FG-FGA	Pct.	FT-FTA	Pct.	Reb/Avg.	Ast./Avg.	Pts./Avg.
1975-76	27/23	136-263	.517	—	—	44-78	.564	260/9.5	32/1.2	316/11.7
1976-77	26/26	217-441	.492	—	—	131-196	.668	280/10.8	67/2.6	565/21.7
1977-78	30/30	221-362	.610	—	—	89-152	.586	274/9.1	39/1.3	559/14.7
1978-79	32/32	246-451	.545	—	—	110-164	.671	278/8.7	56/1.8	602/18.8
<b>Totals</b>	<b>115/111</b>	<b>820-1517</b>	<b>.541</b>	<b>—</b>	<b>—</b>	<b>374-590</b>	<b>.634</b>	<b>1092/9.5</b>	<b>194/1.7</b>	<b>2014/17.5</b>



## 5. Kalin Lucas - 1,996 points

Lucas scored his 1,000th point in his 79th game vs. Florida (Nov. 27, 2009).

Year	GP/GS	FG-FGA	Pct.	3FG-FGA	Pct.	FT-FTA	Pct.	Reb/Avg.	Ast./Avg.	Pts./Avg.
2007-08	36/17	138-320	.431	20-55	.364	73-95	.768	56/1.6	137/3.8	369/10.3
2008-09	38/37	173-438	.395	41-105	.390	172-213	.808	80/2.1	176/4.6	559/14.7
2009-10	33/31	165-364	.453	35-99	.354	128-162	.772	62/1.9	131/4.0	494/14.8
2010-11	34/34	194-453	.428	53-136	.390	137-167	.820	73/2.1	114/3.4	578/17.0
<b>Totals</b>	<b>141/119</b>	<b>670-1575</b>	<b>.425</b>	<b>149-395</b>	<b>.377</b>	<b>507-637</b>	<b>.796</b>	<b>271/1.9</b>	<b>558/4.0</b>	<b>1996/14.2</b>

## 1,000-POINT SCORERS

**6. Jay Vincent - 1,914 points**

Vincent scored his 1,000th point in his 74th game vs. Wisconsin (Jan 17, 1980).

Year	GP/GS	FG-FGA	Pct.	3FG-FGA	Pct.	FT-FTA	Pct.	Reb/Avg.	Ast/Avg.	Pts/Avg.
1977-78	29/26	172-239	.573	—	—	55-86	.640	110/3.7	30/1.0	329/11.3
1978-79	31/28	170-343	.496	—	—	54-93	.581	161/5.2	38/1.2	394/12.7
1979-80	27/27	233-451	.517	—	—	116-161	.720	209/7.7	61/2.3	582/21.5
1980-81	27/27	259-522	.496	—	—	91-141	.645	229/8.5	50/1.9	609/22.6
<b>Totals</b>	<b>114/108</b>	<b>799-1555</b>	<b>.514</b>	<b>—</b>	<b>—</b>	<b>316-481</b>	<b>.657</b>	<b>709/6.2</b>	<b>179/1.6</b>	<b>1914/16.8</b>

**7. Sam Vincent - 1,851 points**


Vincent scored his 1,000th point in his 68th game vs. Iowa (Jan. 4, 1984).

Year	GP/GS	FG-FGA	Pct.	3FG-FGA	Pct.	FT-FTA	Pct.	Reb/Avg.	Ast/Avg.	Pts/Avg.
1981-82	28/27	130-182	.461	—	—	68-91	.747	78/2.8	55/2.0	328/11.7
1982-83	30/30	180-401	.449	5-11	.455	133-172	.773	79/2.6	66/2.2	498/16.6
1983-84	23/23	130-261	.498	—	—	99-122	.811	62/2.7	68/3.0	359/15.6
1984-85	29/29	245-450	.544	—	—	176-208	.846	112/3.9	117/4.0	666/23.0
<b>Totals</b>	<b>110/109</b>	<b>685-1294</b>	<b>.529</b>	<b>5-11</b>	<b>.455</b>	<b>476-593</b>	<b>.803</b>	<b>331/3.0</b>	<b>306/2.8</b>	<b>1851/16.8</b>

**8. Terry Furlow - 1,777 points**

Furlow scored his 1,000th point in his 74th game vs. Central Michigan (Dec. 1, 1975).

Year	GP/GS	FG-FGA	Pct.	3FG-FGA	Pct.	FT-FTA	Pct.	Reb/Avg.	Ast/Avg.	Pts/Avg.
1972-73	24/2	130-137	.423	—	—	20-30	.667	83/3.4	NA	136/5.7
1973-74	24/20	150-297	.505	—	—	39-59	.661	171/7.1	NA	339/14.1
1974-75	25/25	205-391	.524	—	—	99-120	.825	171/6.8	NA	509/20.4
1975-76	27/27	308-653	.472	—	—	177-202	.876	207/7.7	87/3.2	793/29.0
<b>Totals</b>	<b>100/74</b>	<b>721-1478</b>	<b>.488</b>	<b>—</b>	<b>—</b>	<b>335-411</b>	<b>.815</b>	<b>632/6.3</b>	<b>87/3.2</b>	<b>1777/17.8</b>

**9. Paul Davis - 1,718 points**

Davis scored his 1,000th point in his 86th game vs. Minnesota (Feb. 16, 2005).

Year	GP/GS	FG-FGA	Pct.	3FG-FGA	Pct.	FT-FTA	Pct.	Reb/Avg.	Ast/Avg.	Pts/Avg.
2002-03	35/5	88-201	.438	1-6	.167	97-147	.660	165/4.7	15/0.4	274/7.8
2003-04	30/30	163-287	.568	5-15	.333	143-179	.799	187/6.2	59/2.0	474/15.8
2004-05	32/29	157-290	.541	1-8	.125	77-115	.670	257/8.0	50/1.6	392/12.3
2005-06	33/33	206-364	.566	6-19	.316	160-184	.870	301/9.1	54/1.6	578/17.5
<b>Totals</b>	<b>130/97</b>	<b>614-1142</b>	<b>.538</b>	<b>13-48</b>	<b>.271</b>	<b>477-625</b>	<b>.763</b>	<b>910/7.0</b>	<b>178/1.4</b>	<b>1718/13.2</b>

**10. Mike Robinson - 1,717 points**

Robinson scored his 1,000th point in his 41st game vs. Notre Dame (Feb. 7, 1973).

Year	GP/GS	FG-FGA	Pct.	3FG-FGA	Pct.	FT-FTA	Pct.	Reb/Avg.	Ast/Avg.	Pts/Avg.
1971-72	24/23	245-565	.434	—	—	104-147	.707	73/3.0	NA	594/24.7
1972-73	24/24	259-536	.483	—	—	90-113	.796	101/4.2	NA	608/25.3
1973-74	23/23	208-440	.473	—	—	99-128	.773	66-2.9	NA	515/22.4
<b>Totals</b>	<b>71/70</b>	<b>712-1541</b>	<b>.462</b>	<b>—</b>	<b>—</b>	<b>293-388</b>	<b>.755</b>	<b>240/3.4</b>	<b>NA</b>	<b>1717/24.2</b>

**11. Raymar Morgan - 1,597 points**

Morgan scored his 1,000th point in his 76th game vs. Oakland (Dec. 27, 2008).

Year	GP/GS	FG-FGA	Pct.	3FG-FGA	Pct.	FT-FTA	Pct.	Reb/Avg.	Ast/Avg.	Pts/Avg.
2006-07	28/25	121-249	.486	5-16	.313	80-116	.690	145/5.2	23/0.8	327/11.7
2007-08	36/36	187-335	.558	10-33	.303	121-180	.672	221/6.1	58/1.6	505/14.0
2008-09	35/26	132-251	.526	5-21	.238	89-135	.659	184/5.3	41/1.2	358/10.2
2009-10	36/33	154-291	.529	5-17	.294	94-140	.671	222/6.2	63/1.8	407/11.3
<b>Totals</b>	<b>135/120</b>	<b>594-1126</b>	<b>.528</b>	<b>25-87</b>	<b>.287</b>	<b>384-571</b>	<b>.673</b>	<b>772/5.7</b>	<b>185/1.4</b>	<b>1597/11.8</b>

**12. Morris Peterson - 1,588 points**

Peterson scored his 1,000th point in his 102nd game vs. Texas (Nov. 27, 1999).

Year	GP/GS	FG-FGA	Pct.	3FG-FGA	Pct.	FT-FTA	Pct.	Reb/Avg.	Ast/Avg.	Pts/Avg.
1995-96	4/0	1-1	1.000	0-0	.000	0-1	.000	3/0.8	0/0.0	2/0.5
1996-97	29/18	72-166	.434	16-59	.271	36-51	.706	97/3.4	18/0.6	196/6.8
1997-98	27/0	81-182	.445	23-69	.333	32-58	.552	94/3.5	24/0.9	217/8.0
1998-99	38/4	190-343	.554	22-59	.373	114-140	.814	216/5.7	36/0.9	516/13.6
1999-2000	39/38	218-469	.465	85-200	.425	136-176	.773	235/6.0	49/1.3	657/16.8
<b>Totals</b>	<b>137/60</b>	<b>562-1161</b>	<b>.484</b>	<b>146-387</b>	<b>.377</b>	<b>318-426</b>	<b>.746</b>	<b>645/4.7</b>	<b>1270.9</b>	<b>1588/11.6</b>


# 1,000-POINT SCORERS



## 13. Maurice Ager - 1,554 points

Ager scored his 1,000th point in his 95th game vs. IPFW (Nov. 27, 2005).

Year	GP/GS	FG-FGA	Pct.	3FG-FGA	Pct.	FT-FTA	Pct.	Reb/Avg.	Ast./Avg.	Pts./Avg.
2002-03	27/4	60-150	.400	29-73	.397	31-40	.775	61/2.3	17/0.6	180/6.7
2003-04	30/4	87-225	.387	37-106	.349	43-61	.705	96/3.2	20/0.7	254/8.5
2004-05	34/31	150-315	.476	53-132	.402	111-135	.822	128/3.9	60/1.8	464/14.1
2005-06	34/34	226-495	.457	83-221	.376	121-159	.761	139/4.1	84/2.5	656/19.3
<b>Totals</b>	<b>124/73</b>	<b>523-1185</b>	<b>.441</b>	<b>202-532</b>	<b>.380</b>	<b>306-395</b>	<b>.775</b>	<b>424/3.4</b>	<b>181/1.5</b>	<b>1554/12.5</b>



## 14. Mateen Cleaves - 1,541 points

Cleaves scored his 1,000th point in his 79th game vs. Indiana (Jan. 24, 1999).

Year	GP/GS	FG-FGA	Pct.	3FG-FGA	Pct.	FT-FTA	Pct.	Reb/Avg.	Ast./Avg.	Pts./Avg.
1996-97	29/24	111-277	.401	18-76	.237	57-79	.722	73/2.5	146/5.0	297/10.2
1997-98	30/29	161-403	.400	51-152	.336	111-158	.703	75/2.5	217/7.2	484/16.1
1998-99	38/38	159-392	.406	42-144	.292	85-108	.787	62/1.6	274/7.2	445/11.7
1999-2000	26/24	109-259	.421	32-85	.376	65-86	.756	46/1.8	179/6.9	315/12.1
<b>Totals</b>	<b>123/115</b>	<b>540-1331</b>	<b>.406</b>	<b>143-457</b>	<b>.313</b>	<b>318-431</b>	<b>.738</b>	<b>254/2.1</b>	<b>816/6.6</b>	<b>1541/12.5</b>



## 15. Chris Hill - 1,540 points

Hill scored his 1,000th point in his 79th game vs. Penn State (Jan. 14, 2004).

Year	GP/GS	FG-FGA	Pct.	3FG-FGA	Pct.	FT-FTA	Pct.	Reb/Avg.	Ast./Avg.	Pts./Avg.
2001-02	31/12	121-248	.488	66-148	.446	47-62	.758	100/3.2	65/2.1	355/11.5
2002-03	35/31	155-358	.433	95-235	.404	74-97	.763	119/3.4	128/3.7	479/13.7
2003-04	30/29	141-282	.500	84-185	.454	49-65	.754	84/2.8	118/3.9	415/13.8
2004-05	33/19	99-239	.414	61-167	.365	32-43	.744	60/1.8	141/4.3	291/8.8
<b>Totals</b>	<b>129/92</b>	<b>516-1127</b>	<b>.458</b>	<b>306-735</b>	<b>.416</b>	<b>202-267</b>	<b>.757</b>	<b>363/2.8</b>	<b>452/3.5</b>	<b>1540/11.9</b>



## 16. Drew Neitzel - 1,534 points

Neitzel scored his 1,000th point in his 101st game vs. Marquette (March 15, 2007).

Year	GP/GS	FG-FGA	Pct.	3FG-FGA	Pct.	FT-FTA	Pct.	Reb/Avg.	Ast./Avg.	Pts./Avg.
2004-05	33/14	43-113	.381	16-49	.327	13-20	.650	24/0.7	97/2.9	115/3.5
2005-06	34/34	98-240	.408	46-114	.404	41-44	.932	69/2.0	189/5.6	283/8.3
2006-07	35/34	199-467	.426	114-277	.412	123-140	.879	99/2.8	151/4.3	635/18.1
2007-08	36/35	165-407	.405	97-244	.398	74-86	.860	90/2.5	145/4.0	501/13.9
<b>Totals</b>	<b>138/117</b>	<b>505-1227</b>	<b>.412</b>	<b>273-684</b>	<b>.399</b>	<b>251-290</b>	<b>.866</b>	<b>282/2.0</b>	<b>582/4.2</b>	<b>1534/11.1</b>



## 17. Draymond Green - 1,517 points

Green scored his 1,000th point in his 115th game vs. Florida State (Nov. 30, 2011).

Year	GP/GS	FG-FGA	Pct.	3FG-FGA	Pct.	FT-FTA	Pct.	Reb/Avg.	Ast./Avg.	Pts./Avg.
2008-09	37/0	45-81	.556	0-1	.000	32-52	.615	122/3.3	31/0.8	122/3.3
2009-10	37/3	139-265	.525	2-16	.125	86-128	.672	286/7.7	112/3.0	366/9.9
2010-11	34/28	147-345	.426	37-101	.366	97-142	.683	294/8.6	141/4.1	428/12.6
2011-12	37/36	212-472	.449	52-134	.388	125-173	.723	394/10.6	141/3.8	601/16.2
<b>Totals</b>	<b>145/67</b>	<b>543-1163</b>	<b>.467</b>	<b>91-252</b>	<b>.361</b>	<b>340-495</b>	<b>.687</b>	<b>1096/7.6</b>	<b>425/2.9</b>	<b>1517/10.5</b>



## 18. Charlie Bell - 1,468 points

Bell scored his 1,000th point in his 104th game vs. Syracuse (March 23, 2000).

Year	GP/GS	FG-FGA	Pct.	3FG-FGA	Pct.	FT-FTA	Pct.	Reb/Avg.	Ast./Avg.	Pts./Avg.
1997-98	30/30	94-216	.435	19-56	.339	69-87	.793	133/4.4	40/1.3	276/9.2
1998-99	38/35	116-243	.477	16-45	.356	49-65	.754	146/3.8	39/1.0	297/7.8
1999-2000	39/38	159-351	.453	38-111	.342	93-116	.802	190/4.9	123/3.2	449/11.5
2000-01	33/33	150-373	.402	52-152	.342	94-122	.770	155/4.7	169/5.1	446/13.5
<b>Totals</b>	<b>140/136</b>	<b>519-1183</b>	<b>.439</b>	<b>125-364</b>	<b>.343</b>	<b>305-390</b>	<b>.782</b>	<b>624/4.5</b>	<b>371/2.7</b>	<b>1468/10.5</b>



## 19. Andre Hutson - 1,393 points

Hutson scored his 1,000th point in his 110th game vs. North Carolina (Nov. 29, 2000).


Year	GP/GS	FG-FGA	Pct.	3FG-FGA	Pct.	FT-FTA	Pct.	Reb/Avg.	Ast./Avg.	Pts./Avg.
1997-98	30/26	87-142	.613	0-0	.000	52-69	.754	156/5.2	25/0.8	226/7.5
1998-99	37/34	111-180	.617	0-0	.000	107-137	.781	192/5.2	23/0.6	329/8.9
1999-2000	39/38	147-251	.586	0-1	.000	103-154	.669	243/6.2	57/1.5	397/10.2
2000-01	32/31	173-278	.622	0-0	.000	95-131	.725	244/7.6	61/1.9	441/13.8
<b>Totals</b>	<b>138/129</b>	<b>518-851</b>	<b>.609</b>	<b>0-1</b>	<b>.000</b>	<b>357-491</b>	<b>.727</b>	<b>835/6.1</b>	<b>166/1.2</b>	<b>1393/10.1</b>

## 1,000-POINT SCORERS

**20. Darryl Johnson - 1,383 points**

Johnson scored his 1,000th point in his 90th game vs. Purdue (Jan. 3, 1987).

Year	GP/GS	FG-FGA	Pct.	3FG-FGA	Pct.	FT-FTA	Pct.	Reb/Avg.	Ast./Avg.	Pts./Avg.
1983-84	28/3	72-152	.474	—	—	23-34	.676	31/1.1	33/1.2	167/6.0
1984-85	22/4	50-102	.490	—	—	16-22	.727	37/1.7	28/1.3	116/5.3
1985-86	29/29	216-371	.582	—	—	50-63	.794	96/3.3	116/4.0	482/16.6
1986-87	28/28	247-467	.529	13-35	.371	111-122	.910	94/3.4	112/4.0	618/22.1
<b>Totals</b>	<b>107/64</b>	<b>585-1092</b>	<b>.536</b>	<b>13-35</b>	<b>.371</b>	<b>200-214</b>	<b>.830</b>	<b>258/2.4</b>	<b>289/2.7</b>	<b>1383/12.9</b>

**21. Robert Chapman - 1,382 points**

Chapman scored his 1,000th point in his 74th game vs. Illinois (March 5, 1977).

Year	GP/GS	FG-FGA	Pct.	3FG-FGA	Pct.	FT-FTA	Pct.	Reb/Avg.	Ast./Avg.	Pts./Avg.
1974-75	20/0	39-95	.410	—	—	11-18	.611	26/1.3	NA	89/4.4
1975-76	27/26	166-349	.476	—	—	63-77	.818	95/3.5	55/2.0	395/14.6
1976-77	27/27	220-413	.533	—	—	89-124	.717	84/3.1	65/2.5	529/19.6
1977-78	30/30	152-307	.495	—	—	65-81	.802	82/2.7	61/2.0	369/12.3
<b>Totals</b>	<b>104/83</b>	<b>577-1164</b>	<b>.496</b>	<b>—</b>	<b>—</b>	<b>228-300</b>	<b>.760</b>	<b>287/2.8</b>	<b>181/2.2</b>	<b>1382/13.3</b>

**22. Julius McCoy - 1,377 points**


McCoy scored his 1,000th point in his 53rd game vs. Purdue (Jan. 14, 1956).

Year	GP/GS	FG-FGA	Pct.	3FG-FGA	Pct.	FT-FTA	Pct.	Reb/Avg.	Ast./Avg.	Pts./Avg.
1953-54	22/NA	136-379	.359	—	—	137-187	.733	NA	NA	409/18.6
1954-55	22/NA	141-363	.388	—	—	86-143	.601	NA	NA	368/16.7
1955-56	22/NA	228-538	.423	—	—	144-214	.673	219/10.0	NA	600/27.2
<b>Totals</b>	<b>66/NA</b>	<b>505-1280</b>	<b>.395</b>	<b>—</b>	<b>—</b>	<b>367-544</b>	<b>.675</b>	<b>219/10.0</b>	<b>NA</b>	<b>1377/20.9</b>

**23. Durrell Summers - 1,314 points**

Summers scored his 1,000th point in his 117th game vs. Tennessee Tech (Nov. 28, 2010).

Year	GP/GS	FG-FGA	Pct.	3FG-FGA	Pct.	FT-FTA	Pct.	Reb/Avg.	Ast./Avg.	Pts./Avg.
2007-08	36/0	62-123	.504	11-22	.500	41-55	.745	85/2.4	20/0.6	176/4.9
2008-09	38/13	116-267	.434	45-117	.385	49-68	.721	129/3.4	30/0.8	326/8.6
2009-10	37/24	156-343	.455	43-120	.358	62-78	.795	174/4.7	31/0.8	417/11.3
2010-11	34/30	140-361	.388	62-174	.356	53-77	.688	144/4.2	22/0.6	395/11.6
<b>Totals</b>	<b>145/67</b>	<b>474-1094</b>	<b>.433</b>	<b>161-433</b>	<b>.372</b>	<b>205-278</b>	<b>.737</b>	<b>532/3.7</b>	<b>103/0.7</b>	<b>1314/9.1</b>

**24. Matt Steigenga - 1,296 points**


Steigenga scored his 1,000th point in his 96th game vs. UW-Green Bay (March 15, 1991).

Year	GP/GS	FG-FGA	Pct.	3FG-FGA	Pct.	FT-FTA	Pct.	Reb/Avg.	Ast./Avg.	Pts./Avg.
1988-89	33/33	115-206	.558	—	—	57-77	.740	149/4.5	45/1.3	287/8.7
1989-90	34/33	138-235	.587	5-9	.556	74-95	.779	119/3.5	65/1.9	355/10.4
1990-91	30/30	148-282	.525	13-26	.500	70-100	.700	148/4.9	63/2.1	379/12.6
1991-92	27/27	103-211	.488	14-43	.326	55-81	.679	121/4.5	53/1.9	275/10.2
<b>Totals</b>	<b>124/123</b>	<b>504-934</b>	<b>.539</b>	<b>32-78</b>	<b>.410</b>	<b>256-353</b>	<b>.725</b>	<b>537/4.3</b>	<b>226/1.8</b>	<b>1296/10.4</b>

**25. Quinton Brooks - 1,275 points**

Brooks scored his 1,000th point in his 95th game vs. Illinois (Jan. 6, 1996).

Year	GP/GS	FG-FGA	Pct.	3FG-FGA	Pct.	FT-FTA	Pct.	Reb/Avg.	Ast./Avg.	Pts./Avg.
1992-93	22/0	39-67	.582	0-1	.000	14-24	.583	59/2.7	5/0.2	92/4.2
1993-94	32/29	153-287	.533	3-10	.300	54-70	.771	142/4.4	30/0.9	363/11.3
1994-95	28/26	134-252	.532	1-10	.100	46-75	.613	145/5.2	25/0.9	315/11.3
1995-96	31/29	195-346	.564	1-7	.143	114-152	.750	175/5.7	20/0.6	505/16.3
<b>Totals</b>	<b>113/84</b>	<b>521-952</b>	<b>.547</b>	<b>5-28</b>	<b>.179</b>	<b>228-321</b>	<b>.710</b>	<b>521/4.6</b>	<b>80/1.707</b>	<b>1275/11.3</b>

**26. Stan Washington - 1,242 points**

Washington scored his 1,000th point in his 57th game vs. Purdue (Jan. 22, 1966).

Year	GP/GS	FG-FGA	Pct.	3FG-FGA	Pct.	FT-FTA	Pct.	Reb/Avg.	Ast./Avg.	Pts./Avg.
1963-64	24/NA	144-310	.464	—	—	67-86	.779	245/10.2	NA	355/14.8
1964-65	23/NA	185-390	.474	—	—	120-141	.851	248/10.7	NA	490/21.3
1965-66	22/NA	153-323	.474	—	—	91-114	.798	234/10.6	NA	397/18.0
<b>Totals</b>	<b>69/NA</b>	<b>482-1023</b>	<b>.471</b>	<b>—</b>	<b>—</b>	<b>278-341</b>	<b>.815</b>	<b>727/10.5</b>	<b>NA</b>	<b>1242/18.0</b>

# 1,000-POINT SCORERS



## T-27. Kirk Manns - 1,212 points

Manns scored his 1,000th point in his 107th game vs. Northwestern (Jan. 20, 1990).


Year	GP/GS	FG-FGA	Pct.	3FG-FGA	Pct.	FT-FTA	Pct.	Reb/Avg.	Ast./Avg.	Pts./Avg.
1986-87	28/8	72-148	.486	27-56	.482	24-29	.828	36/1.3	38/1.4	203/7.3
1987-88	28/1	49-99	.495	35-76	.461	15-20	.750	10/0.4	15/0.5	140/5.0
1988-89	33/6	139-260	.535	69-136	.507	47-56	.839	20/0.6	33/1.0	394/11.9
1989-90	31/24	162-327	.495	81-178	.455	70-81	.864	57/1.8	56/1.8	475/15.3
<b>Totals</b>	<b>120/39</b>	<b>422-834</b>	<b>.506</b>	<b>212-446</b>	<b>.475</b>	<b>156-186</b>	<b>.839</b>	<b>123/1.1</b>	<b>142/1.2</b>	<b>1212/10.1</b>



## T-27. Ken Redfield - 1,212 points

Redfield scored his 1,000th point in his 97th game vs. Princeton (Dec. 30, 1989).

Year	GP/GS	FG-FGA	Pct.	3FG-FGA	Pct.	FT-FTA	Pct.	Reb/Avg.	Ast./Avg.	Pts./Avg.
1986-87	23/0	13-31	.419	0-3	.000	7-15	.467	25/1.1	13/0.5	33/1.4
1987-88	28/25	136-265	.513	1-6	.167	54-87	.621	143/5.1	64/2.2	327/11.7
1988-89	33/33	182-380	.479	2-16	.125	92-139	.662	225/6.8	131/3.9	458/13.9
1989-90	34/34	145-290	.500	7-18	.389	97-139	.626	232/6.8	106/3.1	394/11.6
<b>Totals</b>	<b>118/92</b>	<b>476-966</b>	<b>.493</b>	<b>10-43</b>	<b>.233</b>	<b>250-396</b>	<b>.631</b>	<b>625/5.3</b>	<b>314/ 2.7</b>	<b>1212/10.3</b>



## T-29. Alan Anderson - 1,195 points

Anderson scored his 1,000th point in his 114th game vs. Michigan (Feb. 12, 2005).


Year	GP/GS	FG-FGA	Pct.	3FG-FGA	Pct.	FT-FTA	Pct.	Reb/Avg.	Ast./Avg.	Pts./Avg.
2001-02	31/23	67-149	.450	2-5	.400	67-87	.770	130/4.2	51/1.6	203/6.5
2002-03	32/28	90-179	.503	4-13	.308	128-152	.842	117/3.7	104/3.3	312/9.8
2003-04	30/26	78-167	.467	17-48	.354	70-87	.805	93/3.1	96/3.2	243/8.1
2004-05	33/33	149-268	.556	25-65	.385	114-130	.877	184/5.6	56/1.7	437/13.2
<b>Totals</b>	<b>126/110</b>	<b>384-763</b>	<b>.503</b>	<b>48-131</b>	<b>.366</b>	<b>379-456</b>	<b>.831</b>	<b>524/4.2</b>	<b>307/2.4</b>	<b>1195/9.5</b>



## T-29. Kelvin Torbert - 1,195 points

Torbert scored his 1,000th point in his 107th game vs. Penn State (Jan. 5, 2005).

Year	GP/GS	FG-FGA	Pct.	3FG-FGA	Pct.	FT-FTA	Pct.	Reb/Avg.	Ast./Avg.	Pts./Avg.
2001-02	31/26	91-228	.399	18-57	.316	54-67	.806	105/3.4	46/1.5	254/8.2
2002-03	35/34	111-264	.420	10-31	.323	74-99	.747	132/3.8	58/1.7	306/8.7
2003-04	30/26	109-204	.534	31-64	.484	72-90	.800	108/3.6	60/2.0	321/10.7
2004-05	33/2	109-214	.509	29-84	.345	67-81	.827	97/2.9	50/1.5	314/9.5
<b>Totals</b>	<b>129/88</b>	<b>420-910</b>	<b>.462</b>	<b>88-236</b>	<b>.373</b>	<b>267-337</b>	<b>.792</b>	<b>442/3.4</b>	<b>214/1.7</b>	<b>1195/9.3</b>



## 31. Mike Peplowski - 1,185 points

Peplowski scored his 1,000th point in his 103rd game vs. Iowa (Jan. 28, 1993).

Year	GP/GS	FG-FGA	Pct.	3FG-FGA	Pct.	FT-FTA	Pct.	Reb/Avg.	Ast./Avg.	Pts./Avg.
1989-90	28/23	60-110	.546	-	-	27-43	.628	162/5.8	19/0.6	147/5.3
1990-91	30/25	99-158	.627	-	-	34-50	.680	206/6.9	15/0.5	232/7.7
1991-92	30/29	168-266	.632	-	-	64-93	.688	259/8.6	34/1.1	400/13.3
1992-93	28/27	161-252	.639	0-1	.000	84-126	.667	279/10.0	39/1.4	406/14.5
<b>Totals</b>	<b>116/104</b>	<b>488-786</b>	<b>.621</b>	<b>0-1</b>	<b>.000</b>	<b>209-312</b>	<b>.669</b>	<b>906/7.8</b>	<b>107/0.9</b>	<b>1185/10.2</b>



## 32. Shannon Brown - 1,183 points

Brown scored his 1,000th point in his 85th game vs. Northwestern (Feb. 4, 2006).


Year	GP/GS	FG-FGA	Pct.	3FG-FGA	Pct.	FT-FTA	Pct.	Reb/Avg.	Ast./Avg.	Pts./Avg.
2003-04	30/24	88-195	.451	15-44	.341	46-57	.807	75/2.5	38/1.3	237/7.9
2004-05	33/31	126-282	.447	31-94	.330	78-92	.848	104/3.2	57/1.7	361/10.9
2005-06	34/34	202-433	.467	64-164	.390	117-141	.830	150/4.4	93/2.7	585/17.2
<b>Totals</b>	<b>97/89</b>	<b>416-910</b>	<b>.457</b>	<b>110-302</b>	<b>.364</b>	<b>241-290</b>	<b>.831</b>	<b>329/3.4</b>	<b>188/1.9</b>	<b>1183/12.2</b>



## 33. Lee Lafayette - 1,176 points

Lafayette scored his 1,000th point in his 61st game vs. Indiana (Feb. 1, 1969).

Year	GP/GS	FG-FGA	Pct.	3FG-FGA	Pct.	FT-FTA	Pct.	Reb/Avg.	Ast./Avg.	Pts./Avg.
1966-67	23/NA	133-346	.384	-	-	75-131	.573	223/9.7	NA	341/14.8
1967-68	24/NA	149-339	.439	-	-	104-161	.664	253/10.5	NA	405/16.8
1968-69	23/NA	155-335	.436	-	-	120-182	.659	237/10.3	NA	430/18.7
<b>Totals</b>	<b>70/NA</b>	<b>437-1020</b>	<b>.428</b>	<b>-</b>	<b>-</b>	<b>299-474</b>	<b>.631</b>	<b>713/10.2</b>	<b>NA</b>	<b>1176/16.8</b>




## 34. Lindsay Hairston - 1,155 points

Hairston scored his 1,000th point in his 66th game vs. Notre Dame (Feb. 5, 1975).

Year	GP/GS	FG-FGA	Pct.	3FG-FGA	Pct.	FT-FTA	Pct.	Reb/Avg.	Ast./Avg.	Pts./Avg.
1972-73	24/21	121-258	.469	-	-	35-54	.648	190/7.9	NA	277/11.5
1973-74	24/24	167-323	.517	-	-	62-96	.646	326/13.6	NA	396/16.5
1974-75	25/25	200-373	.536	-	-	82-141	.581	287/11.5	NA	482/19.3
<b>Totals</b>	<b>73/70</b>	<b>488-954</b>	<b>.512</b>	<b>-</b>	<b>-</b>	<b>179-291</b>	<b>.615</b>	<b>803/11.0</b>	<b>NA</b>	<b>1155/15.8</b>



## 1,000-POINT SCORERS

**35. Pete Gent - 1,146 points**


Gent scored his 1,000th point in his 60th game vs. Purdue (Feb. 3, 1964).

Year	GP/GS	FG-FGA	Pct.	3FG-FGA	Pct.	FT-FTA	Pct.	Reb/Avg.	Ast/Avg.	Pts./Avg.
1961-62	22/NA	124-314	.395	-	-	63-83	.759	206/9.3	NA	311/14.1
1962-63	20/NA	128-313	.408	-	-	73-104	.702	152/7.6	NA	329/16.4
1963-64	24/NA	213-526	.404	-	-	80-124	.645	193/9.0	NA	506/21.0
<b>Totals</b>	<b>66/NA</b>	<b>465-1153</b>	<b>.403</b>	<b>-</b>	<b>-</b>	<b>216-311</b>	<b>.695</b>	<b>551/8.3</b>	<b>NA</b>	<b>1146/17.4</b>

**36. Al Ferrari - 1,109 points**

Unable to determine exact game in which he scored 1,000th point due to missing box scores.

Year	GP/GS	FG-FGA	Pct.	3FG-FGA	Pct.	FT-FTA	Pct.	Reb/Avg.	Ast/Avg.	Pts./Avg.
1952-53	22/NA	114-328	.348	-	-	123-178	.691	163/7.4	NA	351/16.0
1953-54	22/NA	109-328	.332	-	-	98-142	.690	NA	NA	316/14.4
1954-55	22/NA	145-385	.379	-	-	152-192	.792	NA	NA	442/20.1
<b>Totals</b>	<b>66/NA</b>	<b>368-1041</b>	<b>.354</b>	<b>-</b>	<b>-</b>	<b>373-512</b>	<b>.729</b>	<b>163/7.4</b>	<b>NA</b>	<b>1109/16.8</b>

**37. Bill Kilgore - 1,099 points**

Kilgore scored his 1,000th point in his 68th game vs. Indiana (Feb. 19, 1973).

Year	GP/GS	FG-FGA	Pct.	3FG-FGA	Pct.	FT-FTA	Pct.	Reb/Avg.	Ast/Avg.	Pts./Avg.
1970-71	24/NA	134-256	.523	-	-	73-111	.658	309/12.8	NA	341/14.2
1971-72	24/24	142-244	.581	-	-	73-130	.562	266/11.1	NA	357/14.8
1972-73	24/24	163-284	.574	-	-	75-117	.641	239/9.9	NA	401/16.7
<b>Totals</b>	<b>72/48</b>	<b>439-784</b>	<b>.560</b>	<b>-</b>	<b>-</b>	<b>221-358</b>	<b>.617</b>	<b>814/11.3</b>	<b>NA</b>	<b>1099/15.3</b>

**38. Goran Suton - 1,081 points**

Suton scored his 1,000th point in his 128th game vs. Ohio State (March 14, 2009).

Year	GP/GS	FG-FGA	Pct.	3FG-FGA	Pct.	FT-FTA	Pct.	Reb/Avg.	Ast/Avg.	Pts./Avg.
2005-06	31/6	40-85	.471	0-1	.000	14-19	.737	88/2.8	15/0.5	94/3.0
2006-07	35/21	137-269	.509	0-5	.000	53-82	.646	235/6.7	85/2.4	327/9.3
2007-08	36/35	136-247	.551	2-12	.167	52-67	.776	295/8.2	66/1.8	326/9.3
2008-09	32/29	123-236	.521	21-48	.438	67-79	.848	269/8.4	50/1.6	334/10.4
<b>Totals</b>	<b>134/91</b>	<b>436-837</b>	<b>.521</b>	<b>23-66</b>	<b>.348</b>	<b>186-247</b>	<b>.753</b>	<b>887/6.6</b>	<b>216/1.6</b>	<b>1081/8.1</b>

**39. Johnny Green - 1,062 points**

Green scored his 1,000th point in his 60th game vs. Indiana (Feb. 28, 1959).

Year	GP/GS	FG-FGA	Pct.	3FG-FGA	Pct.	FT-FTA	Pct.	Reb/Avg.	Ast/Avg.	Pts./Avg.
1956-57	18/NA	96-247	.389	-	-	46-81	.568	262/14.6	NA	238/13.2
1957-58	22/NA	164-320	.512	-	-	69-138	.500	392/17.8	NA	397/18.0
1958-59	23/NA	168-393	.427	-	-	91-152	.599	382/16.6	NA	427/18.5
<b>Totals</b>	<b>63/NA</b>	<b>428-960</b>	<b>.446</b>	<b>-</b>	<b>-</b>	<b>206-371</b>	<b>.555</b>	<b>1036/16.4</b>	<b>NA</b>	<b>1062/16.9</b>

**40. Earvin Johnson - 1,059 points**


Johnson scored his 1,000th point in his 60th game vs. Notre Dame (March 18, 1979).

Year	GP/GS	FG-FGA	Pct.	3FG-FGA	Pct.	FT-FTA	Pct.	Reb/Avg.	Ast/Avg.	Pts./Avg.
1977-78	30/30	175-382	.458	-	-	161-205	.785	237/7.9	222/7.4	511/17.0
1978-79	32/31	173-370	.468	-	-	202-240	.842	234/7.3	269/8.4	548/17.1
<b>Totals</b>	<b>62/61</b>	<b>348-752</b>	<b>.463</b>	<b>-</b>	<b>-</b>	<b>363-445</b>	<b>.816</b>	<b>471/7.6</b>	<b>491/7.9</b>	<b>1059/17.1</b>

**41. Marcus Sanders - 1,054 points**

Sanders scored his 1,000th point in his 64th game vs. Purdue (March 1, 1965).

Year	GP/GS	FG-FGA	Pct.	3FG-FGA	Pct.	FT-FTA	Pct.	Reb/Avg.	Ast/Avg.	Pts./Avg.
1962-63	20/NA	111-278	.399	-	-	73-97	.753	106/5.3	NA	295/14.7
1963-64	23/NA	127-329	.386	-	-	78-108	.722	110/4.7	NA	332/14.4
1964-65	23/NA	161-395	.407	-	-	105-138	.761	141/6.1	NA	427/18.5
<b>Totals</b>	<b>66/NA</b>	<b>399-1002</b>	<b>.398</b>	<b>-</b>	<b>-</b>	<b>256-343</b>	<b>.764</b>	<b>357/5.4</b>	<b>NA</b>	<b>1054/16.0</b>

**42. Kevin Smith - 1,028 points**

Smith scored his 1,000th point in his 81st game vs. Minnesota (March 4, 1982).

Year	GP/GS	FG-FGA	Pct.	3FG-FGA	Pct.	FT-FTA	Pct.	Reb/Avg.	Ast/Avg.	Pts./Avg.
1979-80	27/16	89-200	.445	-	-	50-69	.723	48/1.8	93/3.4	228/8.4
1980-81	27/21	145-266	.545	-	-	74-101	.733	62/2.3	130/4.8	364/13.5
1981-82	28/28	180-405	.444	-	-	76-106	.717	58/2.1	126/4.5	436/15.6
<b>Totals</b>	<b>82/65</b>	<b>414-871</b>	<b>.475</b>	<b>-</b>	<b>-</b>	<b>200-276</b>	<b>.725</b>	<b>168/2.0</b>	<b>349/4.3</b>	<b>1028/12.5</b>

# REBOUNDBING RECORDS



## INDIVIDUAL

### Career

REBOUNDS	NO.	YEARS
1. Draymond Green	1,096	2008-12
2. Greg Kelsner	1,092	1975-79
3. Johnny Green	1,036	1956-59
4. Antonio Smith	1,016	1995-99
5. Paul Davis	910	2002-06
6. Mike Peplowski	906	
7. Goran Sutton	887	2005-09
8. Andre Hutson	835	1997-2001
9. Bill Kilgore	814	1970-73
10. Lindsay Hairston	803	1972-75

REB. AVG.	AVG. (GMS.)	YEARS
1. Johnny Green	16.4 (63)	1956-59
2. Horace Walker	13.8 (52)	1957-60
3. Bill Kilgore	11.3 (72)	1970-73
4. Lindsay Hairston	11.0 (73)	1972-75
5. Stan Washington	10.5 (69)	1963-66
6. Ralph Simpson	10.3 (23)	1969-70
7. Lee Lafayette	10.2 (70)	1966-69
8. Greg Kelsner	9.5 (115)	1975-79
9. Ted Williams	9.1 (58)	1960-63
10. Matthew Aitch	9.0 (45)	1965-67

### Season

REBOUNDS	NO.	YEAR
1. Draymond Green	394	2011-12
2. Johnny Green	392	1957-58
3. Johnny Green	382	1958-59
4. Horace Walker	373	1959-60
5. Lindsay Hairston	326	1973-74
6. Antonio Smith	319	1998-99
7. Horace Walker	312	1958-59
8. Bill Kilgore	309	1970-71
9. Antonio Smith	306	1996-97
10. Jamie Feick	303	1995-96

By Class:

Freshman: Greg Kelsner - 260 (1975-76)

Sophomore: Bill Kilgore - 309 (1970-71)

Junior: Johnny Green - 392 (1957-58)

Senior: Johnny Green - 394 (2011-12)

REB. AVG.	AVG.	YEAR
1. Johnny Green	17.8	1957-58
2. Horace Walker	17.7	1959-60
3. Johnny Green	16.6	1958-59
4. Johnny Green	14.6	1956-57
5. Lindsay Hairston	13.6	1973-74
6. Horace Walker	13.5	1958-59
7. Bill Kilgore	12.8	1970-71
8. Ted Williams	12.0	1960-61
9. Lance Olson	11.7	1959-60
10. Art Gowens	11.6	1959-60

By Class:

Freshman: Greg Kelsner - 9.6 (1975-76)

Sophomore: Johnny Green - 14.6 (1956-57)

Junior: Johnny Green - 17.8 (1957-58)

Senior: Horace Walker - 17.7 (1959-60)

## YEAR-BY-YEAR REBOUNDBING LEADERS

Based on total rebounds (since 1955-56)

YEAR	NAME, POS.	REB. (AVG.)	YEAR	NAME, POS.	REB. (AVG.)
1955-56	Julius McCoy, f	219 (10.0)	1984-85	Ken Johnson, c	285 (10.2)
1956-57	Johnny Green, c	262 (14.6)	1985-86	Larry Polec, f	178 (5.7)
1957-58	Johnny Green, c	392 (17.8)	1986-87	Carlton Valentine, f	157 (5.6)
1958-59	Johnny Green, c	382 (16.6)	1987-88	Carlton Valentine, f	157 (5.6)
1959-60	Horace Walker, f/c	373 (17.7)	1988-89	Steve Smith, g	229 (6.9)
1960-61	Ted Williams, c	288 (12.0)	1989-90	Ken Redfield, g	232 (6.8)
1961-62	Pete Gent, f	206 (9.3)	1990-91	Mike Peplowski, c	206 (6.9)
1962-63	Bill Berry, f	184 (9.2)	1991-92	Mike Peplowski, c	259 (8.6)
1963-64	Stan Washington, f	245 (10.2)	1992-93	Mike Peplowski, c	279 (10.0)
1964-65	Stan Washington, f	248 (10.7)	1993-94	Anthony Miller, c	287 (9.0)
1965-66	Stan Washington, f	234 (10.6)	1994-95	Jamie Feick, c	281 (10.1)
1966-67	Lee Lafayette, c/f	223 (9.7)	1995-96	Jamie Feick, c	303 (9.5)
1967-68	Lee Lafayette, c/f	253 (10.5)	1996-97	Antonio Smith, f	306 (10.6)
1968-69	Lee Lafayette, c/f	237 (10.3)	1997-98	Antonio Smith, f	262 (8.7)
1969-70	Ralph Simpson, g	238 (10.3)	1998-99	Antonio Smith, f	319 (8.4)
1970-71	Bill Kilgore, c/f	309 (12.8)	1999-2000	Andre Hutson, f	243 (6.2)
1971-72	Bill Kilgore, c/f	266 (11.1)	2000-01	Andre Hutson, f	244 (7.6)
1972-73	Bill Kilgore, c/f	239 (9.9)	2001-02	Aloysius Anagonye, f	196 (6.3)
1973-74	Lindsay Hairston, c	326 (13.6)	2002-03	Aloysius Anagonye, f	186 (5.3)
1974-75	Lindsay Hairston, c	287 (11.5)	2003-04	Paul Davis, c	187 (6.2)
1975-76	Greg Kelsner, f	260 (9.5)	2004-05	Paul Davis, c	257 (8.0)
1976-77	Greg Kelsner, f	280 (10.8)	2005-06	Paul Davis, c	301 (9.1)
1977-78	Greg Kelsner, f	274 (9.1)	2006-07	Goran Sutton, c	235 (6.7)
1978-79	Greg Kelsner, f	278 (8.7)	2007-08	Goran Sutton, c	295 (8.2)
1979-80	Ron Charles, f/c	241 (8.9)	2008-09	Goran Sutton, c	269 (8.4)
1980-81	Jay Vincent, c/f	229 (8.5)	2009-10	Draymond Green, f	286 (7.7)
1981-82	Derek Perry, f	151 (5.4)	2010-11	Draymond Green, f	294 (8.6)
1982-83	Kevin Willis, c	258 (9.6)	2011-12	Draymond Green, f	394 (10.6)
1983-84	Kevin Willis, c	192 (7.7)			

## TEAM

### Game

OFF. REB.*	NO.	DATE (OPP.)
1. Goran Sutton	11	11/24/2007 (Oakland)
Antonio Smith	11	1/29/1997 (Purdue)
3. Morris Peterson	9	3/21/1999 (Kentucky)
4. Derrick Nix	8	11/13/2010 (FGCU)
Paul Davis	8	12/31/2005 (Coppin St.)
Antonio Smith	8	1/2/1997 (Indiana)
Jon Garavaglia	8	11/28/1995 (Arkansas)
8. 22 occasions with 7 Offensive Rebounds		

DEF. REB.*	NO.	DATE (OPP.)
1. Antonio Smith	17	3/8/1997 (Indiana)
2. Draymond Green	15	3/22/2012 (Louisville)
Andre Hutson	15	2/24/2001 (Penn St.)
4. Draymond Green	14	2/5/2012 (Michigan)
5. Draymond Green	13	3/10/2012 (Wisconsin)
Goran Sutton	13	3/20/2009 (R. Morris)
Antonio Smith	13	2/18/1999 (Michigan)
Jamie Feick	13	2/7/1995 (Purdue)
Mike Peplowski	13	2/8/1992 (Wisconsin)
10. Eleven occasions with 12 Def. Rebounds		

\* Since 1986-87 Season

### Season

REBOUNDS	NO.	GAMES
1. 1999-2000	1,521	39 games
2. 1958-59	1,508	23 games
3. 2008-09	1,482	38 games
4. 2009-10	1,426	37 games
5. 2000-01	1,404	33 games
REB. AVG.	NO.	GAMES
1. 1958-59	65.5 (1,508)	23 games
2. 1959-60	57.7 (1,212)	21 games
3. 1961-62	54.6 (1,201)	22 games
4. 1964-65	51.7 (1,189)	23 games
5. 1962-63	51.4 (1,028)	20 games

### Game

REBOUNDS	OPPONENT	DATE
1. 84	Iowa	2/15/1964
84	Ohio State	1/19/1959
3. 78	Southern Ill.	12/13/1955
4. 77	Indiana	1/11/1964
77	Butler	12/23/1961

### Big Ten Game

REBOUNDS	OPPONENT	DATE
1. 84	Iowa	2/15/1964
84	Ohio State	1/19/1959
3. 77	Indiana	1/11/1964
4. 74	Illinois	2/17/1964
74	Indiana	3/5/1960

## REBOUNDBING/FIELD GOAL RECORDS

## 20-REB. GAMES

29	Horace Walker	12/25/1959 (Butler)
	Johnny Green	12/30/1957 (Washington)
28	Horace Walker	1/23/1960 (Iowa)
	Johnny Green	12/28/1957 (USC)
27	Greg Kelsner	1/3/1976 (Wisconsin)
26	Horace Walker	3/5/1960 (Indiana)
	Keith Stackhouse	2/18/1952 (Minnesota)
25	Ted Williams	1/16/1961 (Michigan)
	Johnny Green	2/21/1959 (Purdue)
24	Horace Walker	1/9/1960 (Michigan)
	Horace Walker	2/16/1959 (N'western)
	Johnny Green	1/5/1959 (Iowa)
	Johnny Green	3/8/1958 (Indiana)
	Horace Walker	12/17/1958 (Notre Dame)
23	Lindsay Hairston	12/20/1974 (San Fran.)
	Lindsay Hairston	2/2/1974 (Purdue)
	Horace Walker	2/1/1960 (Minnesota)
	Johnny Green	12/2/1957 (Butler)
22	Bernard Copeland	3/1/1969 (Ohio State)
	Lee Lafayette	1/7/1967 (Illinois)
	Johnny Green	1/18/1958 (N'western)
	Johnny Green	12/21/1957 (Notre Dame)
21	Lindsay Hairston	1/25/1975 (Wisconsin)
	Bill Berry	12/1/1962 (Kansas State)
	Horace Walker	12/5/1959 (Notre Dame)
	Duane Peterson	1/21/1956 (Minnesota)
20	Goran Suton	11/24/2007 (Oakland)
	Kevin Willis	1/8/1983 (Northwestern)
	Kevin Willis	3/5/1983 (Wisconsin)
	Earvin Johnson	12/8/1977 (Wichita St.)
	Bill Kilgore	2/20/1971 (Wisconsin)
	Bill Kilgore	2/13/1971 (Minnesota)
	Ralph Simpson	12/19/1969 (Bradley)
	Lance Olson	2/8/1960 (Illinois)
	Horace Walker	1/16/1960 (Illinois)
	Johnny Green	2/10/1958 (Iowa)
	Johnny Green	1/4/1958 (Ohio State)

## YEAR-BY-YEAR FIELD-GOAL % LEADERS

Minimum 100 attempts (since 1946-47)

YEAR	NAME	PCT. (FG-FGA)	YEAR	NAME	PCT. (FG-FGA)
1946-47	Robin Roberts, f	.389 (81-208)	1979-80	Ron Charles, f/c	.676 (169-250)
1947-48	Bob Brannum, c	.389 (124-319)	1980-81	Derek Perry, f	.601 (83-138)
1948-49	John Granack, f	.362 (42-116)	1981-82	Derek Perry, f	.495 (99-200)
1949-50	Bob Carey, c	.448 (65-145)	1982-83	Kevin Willis, c	.596 (162-272)
1950-51	Sonny Means, g	.378 (39-103)	1983-84	Ben Tower, f	.573 (63-110)
1951-52	Gordon Stauffer, g	.365 (77-211)	1984-85	Ken Johnson, c	.604 (128-212)
1952-53	Bob Armstrong, c	.379 (96-253)	1985-86	Carlton Valentine, f	.650 (80-123)
1953-54	Bob Devenny, g	.376 (53-141)	1986-87	Carlton Valentine, f	.622 (135-217)
1954-55	Duane Peterson, c	.467 (107-229)	1987-88	George Papadakas, c	.650 (102-157)
1955-56	Julius McCoy, f	.423 (228-538)	1988-89	Matt Steigenga, f	.558 (115-206)
1956-57	George Ferguson, f	.428 (137-320)	1989-90	Matt Steigenga, f	.587 (138-235)
1957-58	Johnny Green, c	.512 (164-320)	1990-91	Mike Peplowski, c	.627 (99-158)
1958-59	Lance Olson, f	.428 (96-224)	1991-92	Mike Peplowski, c	.632 (168-266)
1959-60	Dave Fahs, g	.432 (108-250)	1992-93	Mike Peplowski, c	.639 (161-252)
1960-61	Jack Lamers, f/g	.422 (84-190)	1993-94	Anthony Miller, c	.651 (162-249)
1961-62	Bill Schwarz, g	.415 (71-171)	1994-95	Jamie Feick, c	.617 (111-180)
1962-63	Bill Schwarz, g	.419 (67-160)	1995-96	Quinton Brooks, f	.564 (95-346)
1963-64	Fred Thomann, c	.480 (145-302)	1996-97	Antonio Smith, f	.564 (92-163)
1964-65	Stan Washington, f	.474 (185-390)	1997-98	DuJuan Wiley, c	.624 (78-125)
1965-66	Bill Curtis, f	.487 (149-306)	1998-99	Andre Hutson, f	.617 (111-180)
1966-67	Heywood Edwards, g	.476 (59-124)	1999-2000	Andre Hutson, f	.586 (147-251)
1967-68	John Bailey, g	.462 (86-186)	2000-01	Andre Hutson, f	.622 (173-278)
1968-69	Lee Lafayette, c/f	.436 (155-335)	2001-02	Adam Ballinger, f	.545 (116-213)
1969-70	Pat Miller, g/f	.525 (83-158)	2002-03	Aloysius Anagnonye, f	.618 (97-157)
1970-71	Bill Kilgore, f/c	.523 (134-256)	2003-04	Paul Davis, c	.568 (163-287)
1971-72	Bill Kilgore, f/c	.581 (142-244)	2004-05	Alan Anderson, f	.556 (149-268)
1972-73	Bill Kilgore, f/c	.574 (163-284)	2005-06	Paul Davis, c	.566 (206-364)
1973-74	Bill Glover, g	.580 (69-119)	2006-07	Marquise Gray, f	.578 (96-166)
1974-75	Bill Glover, g	.546 (124-227)	2007-08	Drew Naymick, c	.650 (65-100)
1975-76	Greg Kelsner, f	.517 (136-264)	2008-09	Delvon Roe, f	.566 (81-143)
1976-77	Terry Donnelly, g	.534 (87-163)	2009-10	Delvon Roe, f	.553 (83-150)
1977-78	Greg Kelsner, f	.610 (221-362)	2010-11	Delvon Roe, f	.483 (71-147)
1978-79	Ron Charles, f/c	.665 (115-173)	2011-12	Brandon Dawson, g	.577 (109-189)

## INDIVIDUAL

## Career

FIELD GOALS	NO.	YEARS
1. Shawn Respert	866	1990-95
2. Scott Skiles	837	1982-86
3. Steve Smith	826	1987-91
4. Greg Kelsner	820	1975-79
5. Jay Vincent	799	1977-81
6. Terry Furlow	721	1972-76
7. Mike Robinson	712	1971-74
8. Sam Vincent	685	1981-85
9. Kalin Lucas	670	2007-11
10. Paul Davis	614	2002-06

FIELD-GOAL ATT.	NO.	YEARS
1. Shawn Respert	1,791	1990-95
2. Steve Smith	1,695	1987-91
3. Scott Skiles	1,623	1982-86
4. Kalin Lucas	1,575	2007-11
5. Jay Vincent	1,555	1977-81
6. Mike Robinson	1,541	1971-74
7. Greg Kelsner	1,517	1975-79
8. Terry Furlow	1,478	1972-76
9. Mateen Cleaves	1,331	1996-2000
10. Sam Vincent	1,294	1981-85

FIELD-GOAL PCT*	PCT.	YEARS
1. Ron Charles	.639	1976-80
2. Mike Peplowski	.621	1989-93
3. Anthony Miller	.609	1991-94
4. Andre Hutson	.609	1997-2001
5. Carlton Valentine	.601	1984-88
6. Marquise Gray	.576	2005-09
7. Aloysius Anagnonye	.569	1999-2003
8. Bill Glover	.560	1972-75
9. Bill Kilgore	.559	1970-73
10. Quinton Brooks	.547	1992-96

\* Minimum 350 attempts



Johnny Green grabbed 17.8 boards per game as a junior in 1957-58.



# FIELD-GOAL RECORDS

## Season

FIELD GOALS	NO.	YEAR
1. Scott Skiles	331	1985-86
2. Terry Furlow	308	1975-76
3. Shawn Respert	272	1993-94
4. Steve Smith	268	1990-91
5. Ralph Simpson	264	1969-70
6. Jay Vincent	259	1980-81
Mike Robinson	259	1972-73
8. Darryl Johnson	247	1986-87
9. Greg Kelsner	246	1978-79
10. Sam Vincent	245	1984-85
Mike Robinson	245	1971-72

By Class:

Freshman: Earvin Johnson - 175 (1977-78)

Sophomore: Ralph Simpson - 264 (1969-70)

Junior: Shawn Respert - 272 (1993-94)

Senior: Scott Skiles - 331 (1985-86)

FIELD-GOAL ATT.	NO.	YEAR
1. Terry Furlow	653	1975-76
2. Scott Skiles	598	1985-86
3. Ralph Simpson	588	1969-70
4. Steve Smith	566	1990-91
5. Mike Robinson	565	1971-72
6. Shawn Respert	562	1993-94
7. Julius McCoy	538	1955-56
8. Mike Robinson	536	1972-73
9. Pete Gent	526	1963-64
10. Jay Vincent	522	1980-81

By Class:

Freshman: Earvin Johnson - 382 (1977-78)

Sophomore: Ralph Simpson - 588 (1969-70)

Junior: Shawn Respert - 562 (1993-94)

Senior: Terry Furlow - 653 (1975-76)

FIELD-GOAL PCT.*	PCT.	YEAR
1. Ron Charles	.676	1979-80
(169-250)		
2. Ron Charles	.665	1978-79
(115-173)		
3. Anthony Miller	.651	1993-94
(162-249)		
4. Carlton Valentine	.650	1985-86
(80-123)		
5. Drew Naymick	.650	2007-08
(65-100)		
6. George Papadakos	.650	1987-88
(102-157)		
7. Mike Peplowski	.639	1992-93
(161-252)		
8. Mike Peplowski	.632	1991-92
(168-266)		
9. Mike Peplowski	.627	1990-91
(99-158)		
10. DuJuan Wiley	.624	1997-98
(78-125)		

\* Minimum 100 attempts

By Class:

Freshman: Andre Hutson - .613 (1997-98)

Sophomore: Carlton Valentine - .650 (1985-86)

Junior: Ron Charles - .665 (1978-79)

Senior: Ron Charles - .676 (1979-80)

## Game

FIELD GOALS	NO.	DATE (OPP)
1. Scott Skiles	20	1/18/1986 (Minn.)
Julius McCoy	20	12/21/1955 (Notre Dame)
3. Ralph Simpson	19	12/13/1969 (W. Mich.)
4. Darryl Johnson	18	12/29/1986 (BYU)
Scott Skiles	18	1/30/1986 (Wisconsin)
Terry Furlow	18	1/5/1976 (Iowa)
7. Scott Skiles	17	3/8/1986 (Ohio St.)
Jay Vincent	17	2/28/1981 (Minn.)
Mike Robinson	17	3/3/1973 (N'western)
Ralph Simpson	17	12/27/1969 (Oregon)

FG ATTEMPTS	NO.	DATE (OPP)
1. Julius McCoy	36	2/27/1956 (Wis.)
2. Mike Robinson	34	3/7/1972 (Ohio St.)
Ralph Simpson	34	2/28/1970 (Ohio St.)
Al Ferrari	34	1/5/1953 (Indiana)
5. Scott Skiles	33	3/8/1986 (Ohio St.)
Mike Robinson	33	2/12/1972 (Iowa)
Ralph Simpson	33	1/31/1970 (Minn.)
8. Terry Furlow	32	12/6/1975 (E. Mich.)
Ralph Simpson	32	12/27/1969 (Oregon)
10. Six occasions with 31 FG Attempts		

FG PCT.*	PCT.	DATE (OPP)
1. Alan Anderson	1.000	2/24/2005 (Wis.)
(10-10)		
Carlton Valentine	1.000	12/2/1986 (Brooklyn)
(11-11)		
Ron Charles	1.000	1/24/1980 (Mich.)
(12-12)		
Bob Chapman	1.000	12/2/1977 (R.I.)
(11-11)		
5. Kirk Manns	.917	3/29/1989 (UAB)
(11-12)		
Darryl Johnson	.917	2/15/1986 (Minn.)
(11-12)		
Ron Charles	.917	12/18/1979 (CMU)
(11-12)		
8. Ken Johnson	.909	1/3/1985 (Ohio St.)
(10-11)		
Derek Perry	.909	12/12/1980 (EMU)
(10-11)		
10. Five occasions with .900 (9-10)		

\* Minimum 10 attempts

## TEAM

## Season

FIELD GOALS	NO.	GAMES
1. 1985-86	1,043	31 games
2. 1998-99	1,020	38 games
3. 1999-2000	1,018	39 games
4. 2009-10	974	37 games
5. 1989-90	967	34 games

FIELD-GOAL ATT.	NO.	GAMES
1. 1998-99	2,156	38 games
2. 1999-00	2,148	39 games
3. 2008-09	2,135	38 games
4. 1963-64	2,093	24 games
5. 2009-10	2,068	37 games

FIELD-GOAL PCT.	NO.	GAMES
1. 1985-86	.561	31 games
2. 1984-85	.537	31 games
3. 1978-79	.527	32 games
4. 1977-78	.524	30 games
5. 1986-87	.524	28 games

## Game

FIELD GOALS	OPPONENT	DATE
1. 50	Morehead St.	12/1/1992
50	Oklahoma	12/21/1963
3. 47	East Tenn. St.	12/9/1993
47	New Hampshire	2/30/1977
5. 46	Neb. Omaha	12/4/2011
46	Wisconsin	1/25/1975
46	Wisconsin	1/6/1964

FG ATT.	OPPONENT	DATE
1. 101	Brigham Young	12/23/1993
101	Indiana	3/5/1960
3. 100	Cal State-Full.	12/1/1967
100	Oklahoma	12/21/1963
100	Wisconsin	3/2/1963

FG PCT.	OPPONENT	DATE
1. .738 (31-42)	Minnesota	2/28/1987
2. .733 (33-45)	Ohio State	2/7/2004
3. .686 (35-51)	Cincinnati	12/21/1991
4. .679 (36-53)	Penn State	1/20/2007
5. .676 (50-74)	Morehead State	12/1/1992

## Big Ten Game

FIELD GOALS	OPPONENT	DATE
1. 46	Wisconsin	1/25/1975
46	Wisconsin	1/6/1964
3. 44	Michigan	3/4/2000
4. 43	Purdue	2/3/1964
5. 42	Four occasions	

FG ATT.	OPPONENT	DATE
1. 101	Indiana	3/5/1960
2. 100	Wisconsin	3/2/1963
3. 97	Ohio State	3/3/1956
4. 96	Ohio State	2/22/1965
96	Minnesota	1/14/1964
96	Indiana	1/11/1964

FG PCT.	OPPONENT	DATE
1. .738 (31-42)	Minnesota	2/28/1987
2. .733 (33-45)	Ohio State	2/7/2004
3. .679 (36-53)	Penn State	1/20/2007
4. .667 (26-39)	Illinois	2/7/1985
5. .661 (39-59)	Wisconsin	1/30/1986

## FREE-THROW RECORDS

## INDIVIDUAL

## Career

FREE THROWS	NO.	YEARS
1. Kalin Lucas	507	2007-11
2. Paul Davis	477	2002-06
3. Sam Vincent	476	1981-85
4. Shawn Respert	468	1990-95
5. Steve Smith	464	1987-91
6. Scott Skiles	446	1982-86
7. Raymar Morgan	384	2006-10
8. Alan Anderson	379	2001-05
9. Greg Kelsner	374	1975-79
10. Al Ferrari	373	1952-55

FREE-THROW ATT.	NO.	YEARS
1. Kalin Lucas	637	2007-11
2. Paul Davis	625	2002-06
3. Steve Smith	614	1987-91
4. Sam Vincent	593	1981-85
5. Greg Kelsner	590	1975-79
6. Raymar Morgan	571	2006-10
7. Shawn Respert	546	1990-95
8. Julius McCoy	544	1953-56
9. Scott Skiles	525	1982-86
10. Al Ferrari	512	1952-55

FREE-THROW PCT.*	PCT.	YEARS
1. Drew Neitzel (251-290)	.866	2004-08
2. Shawn Respert (468-546)	.857	1990-95
3. Scott Skiles (446-525)	.850	1982-86
4. Alan Anderson (379-456)	.831	2001-05
5. Shannon Brown (241-290)	.831	2003-06
6. Darryl Johnson (200-241)	.830	1983-87
7. Earvin Johnson (363-445)	.816	1977-79
8. Stan Washington (278-341)	.815	1963-66
9. Terry Furlow (335-411)	.815	1972-76
10. Larry Polec (188-231)	.814	1982-86

\* Minimum 200 attempts

## Season

FREE THROWS	NO.	YEAR
1. Earvin Johnson	202	1978-79
2. Scott Skiles	188	1985-86
3. Terry Furlow	177	1975-76
4. Sam Vincent	176	1984-85
5. Kalin Lucas	172	2008-09
6. Earvin Johnson	161	1977-78
7. Paul Davis	160	2005-06
8. Al Ferrari	152	1954-55
9. Steve Smith	150	1990-91
10. Julius McCoy	144	1955-56

By Class:

Freshman: Earvin Johnson - 161 (1977-78)  
 Sophomore: Earvin Johnson - 202 (1978-79)  
 Junior: Shawn Respert - 142 (1993-94)  
 Senior: Scott Skiles - 188 (1985-86)

FT ATTEMPTS	NO.	YEAR
1. Earvin Johnson	240	1978-79
2. Julius McCoy	214	1955-56
3. Kalin Lucas	213	2008-09
4. Scott Skiles	209	1985-86
5. Sam Vincent	208	1984-85
6. Earvin Johnson	205	1977-78
7. Bob Anderson	203	1958-59
8. Terry Furlow	202	1975-76
9. Greg Kelsner	196	1976-77
10. Al Ferrari	192	1954-55

By Class:

Freshman: Earvin Johnson - 205 (1977-78)  
 Sophomore: Earvin Johnson - 240 (1978-79)  
 Junior: Shawn Respert - 196 (1993-94)  
 Senior: Julius McCoy - 214 (1955-56)

FREE-THROW PCT.	PCT.	FT-FTA
1. Darryl Johnson (111-122)	.910	1986-87
2. Scott Skiles (188-209)	.900	1985-86
3. A.J. Granger (67-75)	.893	1999-2000
4. Terry Donnelly (60-68)	.882	1979-80
5. Drew Neitzel (123-140)	.879	2006-07
6. Alan Anderson (114-130)	.877	2004-05
7. Terry Furlow (177-202)	.876	1975-76
8. Shawn Respert (68-78)	.872	1991-92
9. Austin Thornton (54-62)	.871	2011-12
10. Paul Davis (160-184)	.870	2005-06

\* Minimum 50 attempts

By Class:

Freshman: Shawn Respert - .872 (1991-92)  
 Sophomore: Shawn Respert - .856 (1992-93)  
 Junior: Drew Neitzel - .879 (2006-07)  
 Senior: Darryl Johnson - .910 (1986-87)

## Game

FREE THROWS	NO.	DATE (OPP.)
1. Al Ferrari	21	2/28/1955 (Indiana)
2. Terry Furlow	20	1/8/1976 (N'western)
3. Kevin Smith	19	1/7/1982 (Indiana)
4. Sam Vincent	17	2/24/1983 (Ohio St.)
5. Three occasions with 15 free throws		

FT ATTEMPTS	NO.	DATE (OPP.)
1. Al Ferrari	26	2/28/1955 (Indiana)
2. Terry Furlow	22	1/8/1976 (N'western)
3. Rudy Benjamin	21	12/12/1970 (W. Mich.)
4. Kevin Smith	19	1/7/1982 (Indiana)
5. Steve Smith	18	2/25/1991 (Minn.)
Earvin Johnson	18	1/20/1979 (Iowa)

FT PCT.	PCT.	DATE (OPP.)
1. Kevin Smith	1.000	1/7/1982 (Indiana)
Sam Vincent	1.000	2/24/1983 (Ohio St.)
Steve Smith	1.000	1/19/1991 (Minn.)
Three (14-14), One (13-13), Two (12-12), Seven (11-11), 16 (10-10)		

## TEAM

## Season

FREE THROWS	NO.	GAMES
1. 2008-09	612	38 games
2. 1999-2000	600	39 games
3. 2002-03	564	35 games
4. 1978-79	559	32 games
5. 2004-05	543	33 games

FT ATTEMPTS	NO.	GAMES
1. 2008-09	877	38 games
2. 1999-2000	816	39 games
3. 1978-79	775	32 games
4. 2002-03	767	35 games
5. 2009-10	764	37 games

FREE-THROW PCT.	NO.	GAMES
1. 1985-86	.799	31 games
2. 2004-05	.777	33 games
3. 2003-04	.771	30 games
2001-02	.771	31 games
1986-87	.771	28 games

## Game

FREE THROWS	OPPONENT	DATE
1. 42	Oklahoma	12/6/2003
2. 41	Illinois-Chicago	12/3/1983
3. 40	Ohio State	2/24/1983
4. 40	Pennsylvania	12/30/1954
5. 36	Wisconsin	1/8/1955

FT ATTEMPTS	OPPONENT	DATE
1. 53	Illinois-Chicago	12/3/1983
2. 49	Western Mich.	12/12/1970
49	Wisconsin	1/8/1955
49	Kansas State	1/5/1954
5. 48	Oklahoma	12/6/2003

## FREE-THROW PERCENTAGE:

1.000 (18-18)  
 vs. Michigan (1/30/2001) & Illinois (1/12/86)

## Big Ten Game

FREE THROWS	OPPONENT	DATE
1. 40	Ohio State	2/24/1983
2. 36	Wisconsin	1/8/1955
3. 34	Indiana	2/23/1963
4. 33	Indiana	2/28/1955
5. Two occasions with 31 free throws		

FT ATTEMPTS	OPPONENT	DATE
1. 49	Wisconsin	1/8/1955
2. 45	Ohio State	2/24/1983
3. 44	Iowa	1/20/1979
44	Indiana	2/23/1963
5. 42	Penn State	1/3/2001

## FREE-THROW PERCENTAGE:

1.000 (18-18)  
 vs. Michigan (1/30/2001) & Illinois (1/12/86)



# FREE-THROW/3-POINT RECORDS



## YEAR-BY-YEAR FREE-THROW % LEADERS

Minimum 50 attempts (since 1946-47)

YEAR	NAME	PCT. (FT-FTA)	YEAR	NAME	PCT. (FT-FTA)
1946-47	Bob Geahan, f	.656 (61-93)	1979-80	Terry Donnelly, g	.882 (60-68)
1947-48	Bob Brannum, c	.615 (96-156)	1980-81	Mike Brkovich, g/f	.862 (56-65)
1948-49	John Granack, f	.617 (37-60)	1981-82	Sam Vincent, g	.747 (68-91)
1949-50	Jim Snodgrass, g	.694 (50-72)	1982-83	Scott Skiles, g	.831 (69-83)
1950-51	Bob Carey, f/c	.683 (54-79)	1983-84	Scott Skiles, g	.832 (99-119)
1951-52	Gordon Stauffer, g	.810 (56-69)	1984-85	Sam Vincent, g	.846 (176-208)
1952-53	Al Ferrari, f	.691 (123-178)	1985-86	Scott Skiles, g	.900 (188-209)
1953-54	Bob Armstrong, c	.754 (49-65)	1986-87	Darryl Johnson, g	.910 (111-122)
1954-55	Al Ferrari, f	.792 (152-192)	1987-88	Steve Smith, g	.758 (69-91)
1955-56	George Ferguson f/g	.699 (65-93)	1988-89	Kirk Manns, g	.839 (47-56)
1956-57	Jack Quiggle, g	.714 (100-140)	1989-90	Kirk Manns, g	.864 (70-81)
1957-58	Jack Quiggle, g	.721 (75-104)	1990-91	Steve Smith, g	.802 (150-187)
1958-59	Horace Walker, f/c	.719 (69-96)	1991-92	Shawn Respert, g	.872 (68-78)
1959-60	Horace Walker, f/c	.798 (119-149)	1992-93	Shawn Respert, g	.856 (119-139)
1960-61	Dick Hall, f/c	.800 (104-130)	1993-94	Shawn Respert, g	.840 (142-169)
1961-62	Jack Lamers, f/c	.761 (51-67)	1994-95	Shawn Respert, g	.869 (139-160)
1962-63	Jack Lamers, f/g	.770 (47-61)	1995-96	Thomas Kelley, g	.790 (45-57)
1963-64	Bill Schwarz, g	.784 (40-51)	1996-97	Mateen Cleaves, g	.722 (57-79)
1964-65	Stan Washington, f	.851 (120-141)	1997-98	Charlie Bell, g	.793 (69-87)
1965-66	Stan Washington, f	.798 (91-114)	1998-99	Morris Peterson, f	.814 (114-140)
1966-67	Steve Rymal, g	.690 (49-71)	1999-2000	A.J. Granger, f	.893 (67-75)
1967-68	Harrison Stepler, g	.815 (44-54)	2000-01	Charlie Bell, g	.770 (94-122)
1968-69	Jim Gibbons, f	.714 (79-98)	2001-02	Adam Ballinger, f	.864 (51-59)
1969-70	Ralph Simpson, g	.822 (139-169)	2002-03	Alan Anderson, f	.842 (128-152)
1970-71	Rudy Benjamin, g	.725 (116-160)	2003-04	Shannon Brown, g	.807 (46-57)
1971-72	Mike Robinson, g	.707 (104-147)	2004-05	Alan Anderson, f	.877 (114-130)
1972-73	Mike Robinson, g	.796 (90-113)	2005-06	Paul Davis, c	.870 (160-184)
1973-74	Mike Robinson, g	.773 (99-128)	2006-07	Drew Neitzel, g	.879 (123-140)
1974-75	Terry Furlow, f	.825 (99-120)	2007-08	Drew Neitzel, g	.860 (74-86)
1975-76	Terry Furlow, f	.876 (177-202)	2008-09	Goran Sutton, c	.848 (67-79)
1976-77	Terry Donnelly, g	.769 (40-52)	2009-10	Durrell Summers, g	.795 (62-78)
1977-78	Bob Chapman, g	.802 (65-81)	2010-11	Kalin Lucas, g	.820 (137-167)
1978-79	Earvin Johnson, g/f	.842 (202-240)	2011-12	Austin Thornton, g	.871 (54-62)

## YEAR-BY-YEAR 3-POINT FG LEADERS

Based on total 3-pointers (since 1982-83)

YEAR	NAME	3FG (AVG.)	YEAR	NAME	3FG (AVG.)
1982-83 *	Scott Skiles, g	25 (1.2)	1999-2000	Morris Peterson, f	85 (2.2)
1986-87	Kirk Manns, g	35 (1.2)	2000-01	Charlie Bell, g	52 (1.6)
1987-88	Kirk Manns, g	27 (0.9)	2001-02	Chris Hill, g	66 (2.1)
1988-89	Kirk Manns, g	69 (2.1)	2002-03	Chris Hill, g	95 (2.7)
1989-90	Kirk Manns, g	81 (2.6)	2003-04	Chris Hill, g	84 (2.8)
1990-91	Steve Smith, g	66 (2.2)	2004-05	Chris Hill, g	61 (1.8)
1991-92	Shawn Respert, g	60 (2.0)	2005-06	Maurice Ager, g	83 (2.4)
1992-93	Shawn Respert, g	60 (2.1)	2006-07	Drew Neitzel, g	114 (3.3)
1993-94	Shawn Respert, g	92 (2.9)	2007-08	Drew Neitzel, g	97 (2.7)
1994-95	Shawn Respert, g	119 (4.3)	2008-09	Chris Allen, g	52 (1.4)
1995-96	Ray Weathers, g	39 (1.3)	2009-10	Chris Allen, g	53 (1.5)
1996-97	Ray Weathers, g	53 (1.8)	2010-11	Durrell Summers, g	62 (1.8)
1997-98	Jason Klein, f	69 (2.3)	2011-12	Draymond Green, f	52 (1.4)
1998-99	Jason Klein, f	46 (1.2)			

\*3-Point shot used in Big Ten and NIT games only

## INDIVIDUAL

### Career

3-POINT FG	NO.	YEARS
1. Shawn Respert	331	1990-95
2. Chris Hill	306	2001-05
3. Drew Neitzel	273	2004-08
4. Kirk Manns	212	1986-90
5. Maurice Ager	202	2002-06
6. Durrell Summers	161	2007-11
7. Jason Klein	152	1995-99
8. Kalin Lucas	149	2007-11
9. Steve Smith	147	1987-91
10. Morris Peterson	146	1995-2000

3-POINT FG ATT.	NO.	YEARS
1. Chris Hill	735	2001-05
2. Shawn Respert	728	1990-95
3. Drew Neitzel	684	2004-08
4. Maurice Ager	532	2002-06
5. Mateen Cleaves	457	1996-2000
6. Kirk Manns	446	1986-90
7. Durrell Summers	433	2007-11
8. Jason Klein	409	1995-99
9. Chris Allen	400	2007-10
10. Kalin Lucas	395	2007-11

3-PT. FG PCT.*	PCT.	YEARS
1. Kirk Manns (212-446)	.475	1986-90
2. Shawn Respert (331-728)	.455	1990-95
3. Ray Weathers (99-222)	.446	1994-97
4. A.J. Granger (77-175)	.440	1996-2000
5. Todd Wolfe (53-121)	.438	1986-90
6. Steve Smith (147-353)	.416	1987-91
7. Chris Hill (306-735)	.416	2001-05
8. Keith Appling (39-95)	.411	2010-SA
9. Matt Steigenga (32-78)	.410	1988-92
10. Dwayne Stephens (35-87)	.402	1989-93

\* Minimum 75 attempts

# 3-POINT RECORDS

## Season

3-POINT FG	NO.	YEAR
1. Shawn Respert	119	1994-95
2. Drew Neitzel	114	2006-07
3. Drew Neitzel	97	2007-08
4. Chris Hill	95	2002-03
5. Shawn Respert	92	1993-94
6. Morris Peterson	85	1999-2000
7. Chris Hill	84	2003-04
8. Maurice Ager	83	2005-06
9. Kirk Manns	81	1989-90
10. Jason Klein	69	1997-98
Kirk Manns	69	1988-89

By Class:

Freshman: Chris Hill - 66 (2001-02)

Sophomore: Chris Hill - 95 (2002-03)

Junior: Drew Neitzel - 114 (2006-07)

Senior: Shawn Respert - 119 (1994-95)

3-POINT FG ATT.	NO.	YEAR
1. Drew Neitzel	277	2006-07
2. Shawn Respert	251	1994-95
3. Drew Neitzel	244	2007-08
4. Chris Hill	234	2002-03
5. Maurice Ager	221	2005-06
6. Shawn Respert	205	1993-94
7. Morris Peterson	200	1999-2000
8. Chris Hill	185	2003-04
9. Kirk Manns	178	1989-90
10. Durrell Summers	174	2007-11

By Class:

Freshman: Chris Hill - 148 (2001-02)

Sophomore: Chris Hill - 234 (2002-03)

Junior: Drew Neitzel - 277 (2006-07)

Senior: Shawn Respert - 251 (1994-95)

3-PT. FG PCT.	PCT.	YEAR
1. Kirk Manns	.507	1988-89
(69-136)		
2. Todd Wolfe	.500	1988-89
(26-52)		
Scott Skiles	.500	1982-83
(25-50)		
4. Kelvin Torbert	.484	2003-04
(31-64)		
5. Kirk Manns	.482	1987-88
(27-56)		
6. Shawn Respert	.474	1994-95
(119-251)		
7. Kirk Manns	.461	1986-87
(35-76)		
8. Steve Smith	.459	1989-90
(45-98)		
9. Shawn Respert	.455	1991-92
(60-132)		
10. Kirk Manns	.455	1989-90
(81-178)		

\* Minimum 50 attempts

By Class:

Freshman: Scott Skiles - .500 (1982-83)

Sophomore: Kirk Manns - .482 (1987-88)

Junior: Kirk Manns - .507 (1988-89)

Senior: Shawn Respert - .474 (1994-95)

## Game

3-POINT FG	NO.	DATE (OPP.)
1. Chris Hill	10	2/23/2003 (Syr.)
2. Shawn Respert	9	1/11/1995 (Indiana)
3. Shawn Respert	8	3/11/1995 (Wis.)
Shawn Respert	8	2/15/1995 (Illinois)
Shawn Respert	8	12/29/1994 (Ball St.)
Shawn Respert	8	2/23/1994 (Minn.)
Kirk Manns	8	2/12/1990 (Iowa)
Kirk Manns	8	1/25/1989 (Purdue)
9. Five occasions with seven 3-point fg		

3-PT. FG ATT.	NO.	DATE (OPP.)
1. Chris Hill	18	2/23/2003 (Syr.)
2. Drew Neitzel	17	3/17/2007 (UNC)
Maurice Ager	17	11/22/2005 (Gonz.)
Shawn Respert	17	3/17/1995 (Weber St.)
Shawn Respert	17	3/11/1995 (Wis.)
6. Shawn Respert	15	3/8/1995 (Iowa)
7. Marcus Taylor	13	3/15/2002 (NC St.)
Shawn Respert	13	1/11/1995 (Indiana)
Steve Smith	13	3/3/1991 (Ohio St.)
Kirk Manns	13	2/12/1990 (Iowa)
Kirk Manns	13	1/13/1990 (Iowa)

3-PT. FG PCT.	PCT.	DATE (OPP.)
1. Drew Neitzel	.875	11/21/1986 (Vermont)
(7-8)		
2. Kirk Manns	.800	1/25/1989 (Purdue)
(8-10)		
3. Ray Weathers	.750	12/21/1995 (ETSU)
(6-8)		
4. Shawn Respert	.692	1/11/1995 (Indiana)
(9-13)		
5. Durrell Summers	.667	1/25/2009 (Ohio St.)
(6-9)		
Shannon Brown	.667	12/21/2005 (UWGB)
(6-9)		
Shawn Respert	.667	2/15/1995 (Illinois)
(8-12)		
Shawn Respert	.667	12/29/1994 (Ball St.)
(8-12)		
Shawn Respert	.667	2/23/1994 (Minn.)
(8-12)		
Shawn Respert	.667	3/7/1992 (Illinois)
(6-9)		

\* Minimum 8 attempts

## TEAM

### Season

3-POINT FG	NO.	GAMES
1. 1999-2000	253	39 games
2. 2010-11	220	34 games
3. 2004-05	219	33 games
4. 2005-06	204	34 games
5. 2008-09	201	38 games

3-POINT FG ATT.	NO.	GAMES
1. 1999-2000	669	39 games
2. 2010-11	620	34 games
3. 2004-05	615	33 games
4. 2008-09	567	38 games
5. 2011-12	555	37 games

3-POINT FG PCT.	NO.	GAMES
1. 1989-90	.431	34 games
2. 1987-88	.421	28 games
3. 1988-89	.419	33 games
4. 1986-87	.416	28 games
5. 1994-95	.408	28 games

### Game

3-POINT FGs	OPPONENT	DATE
1. 16	Michigan	3/4/2000
2. 14	Mass.	11/28/2009
3. 13	Green Bay	12/21/2005
13	Penn State	3/5/2005
5. 12	Bowling Green	12/4/2010
12	Florida A&M	11/19/2004

3-PT FG ATT.	OPPONENT	DATE
1. 34	Gonzaga	11/22/2005
2. 32	Michigan	3/4/2000
3. 31	Oakland	1/29/2005
4. 30	Penn State	1/28/2006
5. 28	Bowling Green	12/4/2010

### Big Ten Game

3-POINT FGs	OPPONENT	DATE
1. 16	Michigan	3/4/2000
2. 13	Penn State	3/5/2005
3. Seven occasions with 11 3-point fg		

3-PT FG ATT.	OPPONENT	DATE
1. 32	Michigan	3/4/2000
2. 30	Penn State	1/28/2006
3. 27	Penn State	2/28/2004
4. 26	Penn State	2/10/2011
26	Penn State	3/5/2005
26	Michigan	1/10/1998
26	Wisconsin	1/17/1996

# ASSIST/STEAL/BLOCK RECORDS



## INDIVIDUAL

### Career

ASSISTS	NO.	YEARS
1. Mateen Cleaves	816	1996-2000
2. Scott Skiles	645	1982-86
3. Eric Snow	599	1991-95
4. Drew Neitzel	582	2004-08
5. Mark Montgomery	561	1988-92
6. Kalin Lucas	558	2007-11
7. Travis Walton	555	2005-09
8. Earvin Johnson	491	1977-79
9. Steve Smith	453	1987-91
10. Chris Hill	452	2001-05

STEALS	NO.	YEARS
1. Mateen Cleaves	195	1996-2000
2. Draymond Green	180	2011-12
3. Scott Skiles	175	1982-86
4. Mark Montgomery	168	1988-92
5. Travis Walton	167	2005-09
6. Chris Hill	162	2001-05
7. Sam Vincent	159	1981-85
8. Ken Redfield	150	1986-90
9. Greg Kelsner	148	1975-79
10. Paul Davis	146	2002-06
Earvin Johnson	146	1977-79

BLOCKED SHOTS	NO.	YEARS
1. Drew Naymick	134	2004-08
2. Draymond Green	117	2008-SA
3. Delvon Roe	106	2008-SA
4. Matt Steigenga	97	1988-92
5. Ken Johnson	96	1983-85
6. Goran Suton	90	2005-09
7. Aloysius Anagnonye	88	1999-2003
8. Paul Davis	87	2002-06
9. Andre Hutson	75	1997-2001
10. Adam Ballinger	73	1998-2003

### Season

ASSISTS	NO.	YEAR
1. Mateen Cleaves	274	1998-99
(7.2 per game)		
2. Earvin Johnson	269	1978-79
(8.4 per game)		
3. Earvin Johnson	222	1977-78
(7.4 per game)		
4. Mateen Cleaves	217	1997-98
(7.2 per game)		
Eric Snow	217	1994-95
(7.8 per game)		
6. Eric Snow	213	1993-94
(6.7 per game)		
7. Scott Skiles	203	1985-86
(6.5 per game)		
8. Travis Walton	191	2006-07
(5.5 per game)		
9. Mark Montgomery	190	1991-92
(6.3 per game)		
10. Drew Neitzel	189	2005-06
(5.6 per game)		

By Class:  
 Freshman: Earvin Johnson - 222 (1977-78)  
 Sophomore: Earvin Johnson - 269 (1978-79)  
 Junior: Mateen Cleaves - 274 (1998-99)  
 Senior: Eric Snow - 217 (1994-95)

## YEAR-BY-YEAR ASSIST LEADERS

Based on total assists (since 1975-76)

YEAR	NAME	AST. (AVG.)	YEAR	NAME	AST. (AVG.)
1975-76	Benny White, g	106 (3.9)	1993-94	Eric Snow, g	213 (6.7)
1976-77	Edgar Wilson, f/g	93 (3.4)	1994-95	Eric Snow, g	217 (8.8)
	Terry Donnelly, g	93 (3.4)	1995-96	Thomas Kelley, g	114 (3.6)
1977-78	Earvin Johnson, g/f	222 (7.4)	1996-97	Mateen Cleaves, g	146 (5.0)
1978-79	Earvin Johnson, g/f	269 (8.4)	1997-98	Mateen Cleaves, g	217 (7.2)
1979-80	Mike Brkovich, g/f	96 (3.6)	1998-99	Mateen Cleaves, g	274 (7.2)
1980-81	Kevin Smith, g	130 (4.8)	1999-2000	Mateen Cleaves, g	179 (6.9)
1981-82	Kevin Smith, g	126 (4.5)	2000-01	Charlie Bell, g	169 (5.1)
1982-83	Scott Skiles, g	146 (4.2)	2001-02	Marcus Taylor, g	153 (5.3)
1983-84	Scott Skiles, g	128 (4.6)	2002-03	Chris Hill, g	128 (3.7)
1984-85	Scott Skiles, g	168 (5.8)	2003-04	Chris Hill, g	128 (3.7)
1985-86	Scott Skiles, g	203 (6.5)	2004-05	Chris Hill, g	141 (4.3)
1986-87	Darryl Johnson, g	112 (4.0)	2005-06	Drew Neitzel, g	189 (5.6)
1987-88	Ed Wright, g	91 (3.3)	2006-07	Travis Walton, g	191 (5.5)
1988-89	Ken Redfield, f	131 (4.0)	2007-08	Travis Walton, g	156 (4.3)
1989-90	Steve Smith, g	150 (4.8)	2008-09	Kalin Lucas, g	176 (4.6)
1990-91	Mark Montgomery, g	169 (5.8)	2009-10	Kalin Lucas, g	131 (4.0)
1991-92	Mark Montgomery, g	190 (6.3)	2010-11	Draymond Green, f	141 (4.1)
1992-93	Eric Snow, g	145 (5.2)	2011-12	Keith Appling, g	144 (3.9)

STEALS	NO.	YEAR
1. Earvin Johnson	75	1978-79
2. Mateen Cleaves	73	1997-98
3. Earvin Johnson	71	1977-78
4. Mateen Cleaves	69	1998-99
5. Draymond Green	60	2010-11
Darryl Johnson	60	1986-87
7. Eric Snow	57	1993-94
8. Travis Walton	56	2008-09
Antonio Smith	56	1998-99
10. Draymond Green	54	2011-12
Scott Skiles	54	1985-86

By Class:  
 Freshman: Earvin Johnson - 68 (1977-78)  
 Sophomore: Earvin Johnson - 75 (1978-79)  
 Junior: Mateen Cleaves - 69 (1998-99)  
 Senior: Darryl Johnson - 60 (1986-87)

BLOCKED SHOTS	NO.	YEAR
1. Ken Johnson	72	1984-85
2. Drew Naymick	60	2007-08
3. Drew Naymick	55	2006-07
4. Ron Charles	51	1979-80
5. DuJuan Wiley	50	1997-98
6. Delvon Roe	42	2010-11
7. Adreian Payne	39	2011-12
8. Draymond Green	36	2011-12
9. Delvon Roe	35	2009-10
Kevin Willis	35	1982-83
George Papadakos	35	1987-88

By Class:  
 Freshman: Delvon Roe - 29 (2008-09)  
 Sophomore: Adreian Payne - 39 (2011-12)  
 Junior: Drew Naymick - 55 (2006-07)  
 Senior: Ken Johnson - 72 (1984-85)

### Game

ASSISTS	NO.	DATE (OPP.)
1. Mateen Cleaves	20	3/4/2000 (Mich.)
2. Gary Ganakas	17	12/29/1972 (Roch.)
3. Earvin Johnson	14	1/4/1979 (Wis.)
Earvin Johnson	14	12/13/1978 (W. Mich.)
Earvin Johnson	14	3/16/1978 (W. Ky.)
6. Mateen Cleaves	13	1/24/1999 (Ind.)
Mateen Cleaves	13	1/28/1998 (Ind.)
Eric Snow	13	2/11/1995 (Penn St.)
Earvin Johnson	13	3/18/1979 (Notre Dame)
Earvin Johnson	13	12/21/1977 (Detroit)



Mateen Cleaves is MSU's all-time assist leader with 816 helpers.

# ASSIST/STEAL/BLOCK RECORDS

## YEAR-BY-YEAR STEAL LEADERS

Based on total steals (since 1977-78)

YEAR	NAME	STL. (AVG.)	YEAR	NAME	STL. (AVG.)
1977-78	Earvin Johnson, g	71 (2.3)	1995-96	Quinton Brooks, f	30 (1.0)
1978-79	Earvin Johnson, g	75 (2.3)	1996-97	Antonio Smith, f	29 (1.0)
1979-80	Kevin Smith, g	46 (1.7)	1997-98	Mateen Cleaves, g	73 (2.4)
1980-81	Kevin Smith, g	38 (1.4)	1998-99	Mateen Cleaves, g	69 (1.8)
1981-82	Sam Vincent, g	41 (1.5)	1999-2000	Charlie Bell, g	47 (1.2)
1982-83	Sam Vincent, g	44 (1.5)	2000-01	Jason Richardson, g	38 (1.2)
1983-84	Scott Skiles, g	40 (1.4)	2001-02	Marcus Taylor, g	31 (1.1)
1984-85	Scott Skiles, g	48 (1.7)	2002-03	Chris Hill, g	51 (1.5)
1985-86	Scott Skiles, g	54 (1.7)	2003-04	Chris Hill, g	46 (1.5)
1986-87	Darryl Johnson, g	60 (2.1)	2004-05	Chris Hill, g	44 (1.3)
1987-88	Ken Redfield, f	50 (1.8)	2005-06	Shannon Brown, g	50 (1.5)
1988-89	Ken Redfield, f	46 (1.4)	2006-07	Travis Walton, g	42 (1.2)
1989-90	Ken Redfield, f	44 (1.3)	2007-08	Goran Suton, c	38 (1.1)
1990-91	Mark Montgomery, g	52 (1.8)	2008-09	Travis Walton, g	56 (1.5)
1991-92	Mark Montgomery, g	48 (1.6)	2009-10	Draymond Green, f	45 (1.2)
1992-93	Eric Snow, g	27 (1.0)	2010-11	Draymond Green, f	60 (1.8)
1993-94	Eric Snow, g	57 (1.8)	2011-12	Draymond Green, f	54 (1.5)
1994-95	Eric Snow, g	52 (1.9)			

## YEAR-BY-YEAR BLOCK LEADERS

Based on total blocks (since 1979-80)

YEAR	NAME	BLK. (AVG.)	YEAR	NAME	BLK. (AVG.)
1979-80	Ron Charles, f/c	51 (1.9)	1996-97	DuJuan Wiley, c	19 (0.8)
1980-81	Ben Tower, f	16 (0.6)	1997-98	DuJuan Wiley, c	50 (1.7)
1981-82	Richard Mudd, f/c	15 (0.6)	1998-99	Andre Hutson, f	22 (0.6)
1982-83	Kevin Willis, c	35 (1.3)		Morris Peterson, f	22 (0.6)
1983-84	Ken Johnson, f	24 (1.3)	1999-2000	A.J. Granger, f	21 (0.5)
	Kevin Willis, c	24 (0.9)	2000-01	Jason Richardson, g	28 (0.8)
1984-85	Ken Johnson, c	72 (2.6)	2001-02	Aloysius Anagonye, f	31 (1.0)
1985-86	Barry Fordham, c	20 (0.6)	2002-03	Aloysius Anagonye, f	20 (0.6)
1986-87	George Papadakos, c	12 (0.4)		Adam Ballinger, f	20 (0.6)
1987-88	George Papadakos, c	35 (1.4)		Erazem Lorbek, f	20 (0.6)
1988-89	Steve Smith, g	12 (0.4)	2003-04	Paul Davis, c	19 (0.6)
	Matt Steigenga, f	12 (0.4)	2004-05	Paul Davis, c	20 (0.6)
1989-90	Matt Steigenga, f	30 (0.9)	2005-06	Paul Davis, c	29 (0.9)
1990-91	Matt Steigenga, f	32 (1.1)	2006-07	Drew Naymick, c	55 (1.6)
1991-92	Matt Steigenga, f	23 (0.9)	2007-08	Drew Naymick, c	60 (1.7)
1992-93	Mike Peploski, c	24 (0.9)	2008-09	Delvon Roe, f	29 (0.8)
1993-94	Anthony Miller, c	29 (0.9)	2009-10	Delvon Roe, f	35 (0.9)
1994-95	Quinton Brooks, f	16 (0.6)	2010-11	Delvon Roe, f	42 (1.2)
1995-96	Quinton Brooks, f	18 (0.6)	2011-12	Adreian Payne, c	39 (1.1)

### STEALS NO. DATE (OPP.)

1. Mateen Cleaves	9	2/14/1998 (Minn.)
2. Darryl Johnson	8	1/10/1987 (Ohio St.)
Greg Kelsner	8	2/2/1976 (N'western)
4. Jason Richardson	7	2/18/2001 (Purdue)
Greg Kelsner	7	2/4/1978 (Indiana)
Earvin Johnson	7	2/2/1978 (Michigan)
7. Nine occasions with six steals		

### BLOCKED SHOTS NO. DATE (OPP.)

1. Ken Johnson	8	12/29/1984 (SDSU)
2. Draymond Green	6	12/22/2012 (Lehigh)
Drew Naymick	6	2/9/2008 (N'western)
Ken Johnson	6	1/10/1985 (Purdue)
5. Delvon Roe	5	1/15/2011 (N'western)
Keith Appling	5	1/3/2011 (N'western)
Delvon Roe	5	12/4/2009 (Wofford)
Matt Steigenga	5	2/3/1990 (Purdue)
Barry Fordham	5	2/15/1986 (Minn.)

10. 37 occasions with four blocked shots

### BLOCKED SHOTS NO. GAMES

1. 2010-11	167	34 games
2. 2006-07	162	35 games
3. 2011-12	157	37 games
4. 2007-08	152	36 games
5. 2000-01	133	33 games

## Game

### ASSISTS OPPONENT DATE

1. 36	Michigan	3/4/2000
2. 35	Neb. Omaha	12/4/2011
35	Alcorn State	12/13/2008
4. 32	Loyola-Chi.	12/9/2000
32	Morehead St.	12/1/1992

### STEALS OPPONENT DATE

1. 18	Portland St.	12/10/1979
2. 17	Five occasions	

### BLOCKS OPPONENT DATE

1. 13	San Jose St.	12/19/2007
2. 12	Northwestern	1/3/2011
3. 10	Eastern Mich.	11/12/2010
10	Purdue	3/14/2003
10	Nicholls State	12/9/2001
10	Brooklyn Coll.	12/2/1986

## Big Ten Game

### ASSISTS OPPONENT DATE

1. 36	Michigan	3/4/2000
2. 30	Penn State	2/28/2008
30	Iowa	2/17/1975
4. 29	Wisconsin	1/25/1975
5. 28	Indiana	3/2/2008
28	Penn State	3/5/2005

### STEALS OPPONENT DATE

1. 17	Michigan	2/17/1979
2. 16	Iowa	1/10/2012
16	Northwestern	2/25/1999
4. 15	Michigan	3/7/2010
15	Indiana	4/4/1978

### BLOCKS OPPONENT DATE

1. 12	Northwestern	1/3/2011
2. 10	Purdue	3/14/2003
3. 9	Purdue	2/4/2001
9	Northwestern	2/23/1978
5. 8	Five occasions	

## TEAM

### Season

#### ASSISTS NO. GAMES

1. 2007-08	631	36 games
2. 2008-09	611	38 games
3. 2009-10	606	37 games
4. 1999-2000	602	39 games
5. 2011-12	566	37 games

#### STEALS NO. GAMES

1. 1998-99	298	38 games
2. 2011-12	265	37 games
3. 2004-05	258	33 games
4. 1999-2000	256	39 games
5. 1988-89	255	34 games

# MISCELLANEOUS RECORDS



## INDIVIDUAL

### Career

GAMES PLAYED	NO.	YEARS
1. Draymond Green	145	2008-12
Durrell Summers	145	2007-11
3. Travis Walton	143	2005-09
4. Kalin Lucas	141	2007-11
5. Charlie Bell	140	1997-2001
6. Marquise Gray	138	2005-09
Drew Neitzel	138	2004-08
Andre Hutson	138	1997-2001
9. Morris Peterson	137	1995-2000
10. Raymar Morgan	135	2006-10

GAMES STARTED	NO.	YEARS
1. Charlie Bell	136	1997-2001
2. Andre Hutson	129	1997-2001
3. Matt Steigenga	123	1988-92
4. Raymar Morgan	120	2006-10
5. Kalin Lucas	119	2007-11
6. Shawn Respert	118	1990-95
7. Drew Neitzel	117	2004-08
Steve Smith	117	1987-91
9. Mateen Cleaves	115	1996-2000
Antonio Smith	115	1995-99
Scott Skiles	115	1983-86

## TEAM

### Season

WINS	NO.	GAMES
1. 1998-99	33	38 games
2. 1999-2000	32	39 games
3. 2008-09	31	38 games
4. 2011-12	29	37 games
5. 2009-10	28	37 games
2000-01	28	33 games
1989-90	28	34 games

## Game

VICTORY MARGIN	POINTS	DATE
1. vs. Alma	99 (102-3)	2/1/1902
2. vs. Battle Creek YMCA	90 (94-4)	2/25/1905
3. vs. Bay City YMCA	72 (84-12)	2/7/1910
4. vs. DePaul	69 (76-7)	1/13/1909
5. vs. Morehead St.	68 (121-53)	12/1/1992

DEFEAT MARGIN	POINTS	DATE
1. vs. Indiana	52 (55-107)	1/4/1975
2. at Kentucky	50 (86-36)	1/27/1947
3. at Ohio State	44 (87-43)	2/11/1950
4. at Iowa	43 (111-68)	1/16/1965
5. at Detroit A.C.	42 (54-12)	2/10/1911

COMBINED SCORE	POINTS	DATE
1. vs. Oklahoma	218 (118-100)	12/21/1963
2. vs. Gonzaga	215 (106-109)	11/22/2005
3. vs. Ball State	212 (117-95)	12/29/1994
4. at Illinois	210 (121-89)	3/9/1965
vs. Indiana	210 (107-103)	1/11/1964

TEAM FOULS	FOULS	DATE
1. Northwestern	41	2/2/1952
2. Missouri	39	12/22/1983
Wisconsin	39	1/29/1977
4. Minnesota	35	1/12/1951
5. Central Michigan	34	11/29/1980

## Big Ten Game

VICTORY MARGIN	POINTS	DATE
1. vs. Michigan	51 (114-63)	3/4/2000
2. vs. Penn State	37 (86-49)	2/2/2008
vs. Northwestern	37 (93-56)	1/18/1995
4. vs. Minnesota	36 (79-43)	3/2/2000
at Northwestern	36 (82-46)	2/27/1986

DEFEAT MARGIN	POINTS	DATE
1. vs. Indiana	52 (55-107)	1/4/1975
2. at Iowa	43 (68-111)	1/16/1965
3. at Iowa	36 (47-83)	2/21/1996
4. at Illinois	32 (89-121)	3/9/1965
at Ohio State	32 (79-111)	1/30/1960

COMBINED SCORE POINTS		DATE
1. at Illinois	210 (121-89)	3/9/1965
vs. Indiana	210 (107-103)	1/11/1964
3. vs. Illinois	207 (94-113)	2/20/1965
at Indiana	207 (94-113)	2/23/1963
5. vs. Indiana	206 (94-112)	2/8/1965

TEAM FOULS	FOULS	DATE
1. Northwestern	41	2/2/1952
2. Wisconsin	39	1/29/1977
3. Minnesota	35	1/12/1951
4. Michigan	33	2/8/1975
Minnesota	33	1/18/1975
Indiana	33	3/3/1952
Northwestern	33	2/11/1952

## Games at Breslin Ctr.

VICTORY MARGIN	POINTS	DATE
1. vs. Morehead St.	68 (121-53)	12/1/1992
2. vs. Alcorn State	58 (118-60)	12/13/2008
vs. Green Bay	58 (104-46)	11/23/2004
4. vs. Nicholls State	54 (92-38)	12/9/2001
5. vs. Michigan	51 (114-63)	3/4/2000
6. vs. Nicholls State	50 (102-52)	11/27/2004
7. vs. Toledo	45 (78-33)	11/22/1999
8. vs. Ill.-Chicago	44 (97-53)	12/2/2000
vs. Ill.-Chicago	44 (77-33)	12/13/1998
10. vs. Wright State	43 (95-52)	12/17/1997
vs. Cleveland St.	43 (111-68)	12/24/1994

## TRIPLE DOUBLES

### Earvin Johnson - 8

Opponent	Pts.	Reb.	Ast.
Pennsylvania, 3/24/1979	29	10	10
Lamar, 3/11/1979	13	17	10
Illinois, 2/24/1979	21	11	11
Kansas, 2/4/1979	12	10	11
Northwestern, 1/27/1979	26	10	10
Wisconsin, 1/4/1979	21	13	14
Oregon State, 12/29/1978	10	10	10
Detroit, 12/21/1977	11	10	13

### Draymond Green - 3

Opponent	Pts.	Reb.	Ast.
Long Island, 3/16/2012	24	12	10
UCLA, 3/17/2011	23	11	10
Penn State, 2/10/2011	15	14	10

### Charlie Bell - 1

Opponent	Pts.	Reb.	Ast.
Oakland, 11/19/2000	13	11	10



*With his triple-double vs. LIU Brooklyn, Draymond Green joined Earvin "Magic" Johnson and Cincinnati's Oscar Robertson as the only players in history with more than one triple-double in the NCAA Tournament.*



# FRESHMAN RECORDS

## Season

POINTS	NO.	YEAR
1. Earvin Johnson	511	1977-78
2. Shawn Respert	474	1991-92
3. Scott Skiles	376	1982-83
4. Zach Randolph	356	2000-01
5. Chris Hill	355	2001-02

SCORING AVG.	AVG.	YEAR
1. Earvin Johnson	17.0	1977-78
2. Shawn Respert	15.8	1991-92
3. Scott Skiles	12.3	1982-83
4. Raymar Morgan	11.7	2006-07
Sam Vincent	11.7	1981-82
Greg Kelsner	11.7	1975-76

FIELD GOALS	NO.	YEAR
1. Earvin Johnson	175	1977-78
2. Shawn Respert	173	1991-92
3. Scott Skiles	141	1982-83
4. Kalin Lucas	138	2007-08
Zach Randolph	138	2000-01

FIELD-GOAL ATT.	NO.	YEAR
1. Earvin Johnson	382	1977-78
2. Shawn Respert	344	1991-92
3. Kalin Lucas	320	2007-08
4. Scott Skiles	286	1982-83
5. Sam Vincent	282	1981-82

FIELD-GOAL PCT.	PCT.	YEAR
1. Andre Hutson	.613	1997-98
2. Zach Randolph	.587	2000-01
Ben Tower	.587	1980-81
4. Branden Dawson	.577	2011-12
5. Jay Vincent	.573	1977-78

\* Minimum 100 attempts

3-POINT FG	NO.	YEAR
1. Chris Hill	66	2001-02
2. Shawn Respert	60	1991-92
3. Keith Appling	39	2010-11
4. Chris Allen	36	2007-08
5. Kirk Manns	35	1986-87

3-POINT FG ATT.	NO.	YEAR
1. Chris Hill	148	2001-02
2. Shawn Respert	132	1991-92
3. Chris Allen	100	2007-08
4. Keith Appling	95	2010-11
5. Korie Lucious	82	2008-09

3-PT. FG PCT.*	PCT.	YEAR
1. Scott Skiles	.500	1982-83
2. Kirk Manns	.461	1986-87
3. Shawn Respert	.455	1991-92
4. Chris Hill	.446	2001-02
5. Keith Appling	.411	2010-11

\* Minimum 50 attempts

FREE THROWS	NO.	YEAR
1. Earvin Johnson	161	1977-78
2. Paul Davis	97	2002-03
3. Raymar Morgan	80	2006-07
Zach Randolph	80	2000-01
5. Kalin Lucas	73	2007-08

FREE-THROW ATT.	NO.	YEAR
1. Earvin Johnson	205	1977-78
2. Paul Davis	147	2002-03
3. Zach Randolph	126	2000-01
4. Raymar Morgan	116	2006-07
5. Delvon Roe	112	2008-09

FREE-THROW PCT.	PCT.	YEAR
1. Shawn Respert	.872	1991-92
2. Scott Skiles	.831	1982-83
3. Shannon Brown	.807	2003-04
4. Kelvin Torbert	.806	2001-02
5. Charlie Bell	.793	1997-98

\* Minimum 50 attempts

REBOUNDS	NO.	YEAR
1. Greg Kelsner	260	1975-76
2. Earvin Johnson	237	1977-78
3. Zach Randolph	221	2000-01
4. Delvon Roe	197	2008-09
5. Paul Davis	165	2002-03

REBOUND AVG.	AVG.	YEAR
1. Greg Kelsner	9.6	1975-76
2. Earvin Johnson	7.9	1977-78
3. Zach Randolph	6.7	2000-01
4. Mike Peplowski	5.8	1989-90
5. Jeff Tropf	5.4	1974-75

ASSISTS	NO.	YEAR
1. Earvin Johnson	222	1977-78
2. Mateen Cleaves	146	1996-97
Scott Skiles	146	1982-83
4. Kalin Lucas	137	2007-08
5. Marcus Taylor	107	2000-01

STEALS	NO.	YEAR
1. Earvin Johnson	68	1977-78
2. Mark Montgomery	43	1988-89
3. Sam Vincent	41	1981-82
4. Travis Walton	36	2005-06
5. Shawn Respert	34	1991-92

BLOCKED SHOTS	NO.	YEAR
1. Delvon Roe	29	2008-09
2. Adreian Payne	28	2010-11
3. Branden Dawson	26	2011-12
4. Andre Hutson	24	1997-98
5. Zach Randolph	22	2000-01

MINUTES PLAYED	NO.	YEAR
1. Scott Skiles	1023	1982-83
2. Earvin Johnson	1010	1977-78
3. Sam Vincent	965	1981-82
4. Shawn Respert	952	1991-92
5. Kalin Lucas	902	2007-08

GAMES PLAYED	NO.	YEAR
1. Delvon Roe	38	2008-09
Korie Lucious	38	2008-09
3. Draymond Green	37	2008-09
Jason Richardson	37	1999-2000
Adam Ballinger	37	1999-2000

## TOP DEBUTS

POINTS	NO.	DATE
1. Jay Vincent	25	11/28/1977
2. Marcus Taylor	16	11/19/2000
3. Charlie Bell	15	11/17/1997
Matt Steigenga	15	11/28/1988
5. Keith Appling	14	11/12/2010
6. Chris Allen	13	11/13/2007
Darryl Johnson	13	11/25/1983
Sam Vincent	13	11/27/1981
9. Durrell Summers	12	11/13/2007
Quinton Brooks	12	12/11/1992

REBOUNDS	NO.	DATE
1. Derrick Nix	14	11/13/2009
2. Matt Steigenga	10	11/28/1988
Ben Tower	10	11/28/1980
4. Earvin Johnson	9	11/28/1977
5. Branden Dawson	7	11/11/2011
Adreian Payne	7	11/12/2010
Charlie Bell	7	11/17/1997
8. Durrell Summers	6	11/13/2007
Raymar Morgan	6	11/8/2006
Alan Anderson	6	11/12/2001
Andre Hutson	6	11/17/1997
Jay Vincent	6	11/28/1977
Stan Feldreich	6	11/28/1977
Terry Furlow	6	11/28/1972

ASSISTS	NO.	DATE
1. Mateen Cleaves	8	11/25/1996
Randy Morrison	8	11/28/1980
Earvin Johnson	8	11/28/1977
4. David Hart	7	12/1/1992
5. Kalin Lucas	6	11/13/2007
6. Marcus Taylor	5	11/19/2000
Terry Donnelly	5	11/29/1976
8. Korie Lucious	4	11/16/2008
Drew Neitzel	4	11/19/2004
Steve Smith	4	11/27/1987
Mark Brown	4	11/23/1985

# OPPONENT RECORDS



## INDIVIDUAL

	Record	Player	MSU-Opp	Location	Date
Points	56	Jimmy Rayl (Indiana)	94-113	Bloomington, Ind.	2/23/1963
	52	Terry Dischinger (Purdue)	74-85	West Lafayette, Ind.	2/25/1961
	48	Jerry Lucas (Ohio State)	68-83	East Lansing	2/11/1961
	48	Gary Bradds (Ohio State)	102-99	East Lansing	1/27/1964
Field Goals	23	Jimmy Rayl (Indiana)	94-113	Bloomington, Ind.	2/23/1963
Field-Goal Att.	48	Jimmy Rayl (Indiana)	94-113	Bloomington, Ind.	2/23/1963
Field-Goal Pct.	1.000 (11-11)	Derek Harper (Illinois)	61-69	Champaign, Ill.	2/19/1983
Free Throws	18	Gary Bradds (Ohio State)	102-99	East Lansing	1/27/1964
Free-Throw Att.	20	Gary Bradds (Ohio State)	102-99	East Lansing	1/27/1964
Free-Throw Pct.	1.000 (14-14)	Robin Freeman (Ohio State)	94-91	East Lansing	1/28/1956
	Five occasions of 13-13 shooting, one of 12-12, three of 11-11 and three of 10-10				
3-Point FG	8	Barry Bearden (Ala.-Birmingham)	76-78 at	New York, N.Y.	3/29/1989
3-Point FG Att.	17	Brandon Cassise (Oakland)	75-71	East Lansing	11/24/2007
Rebounds	23	Don Kojis (Marquette)	74-69	Evanston, Ill.	3/13/1959

## Big Ten Games

	Record	Player	MSU-Opp	Location	Date
Points	56	Jimmy Rayl (Indiana)	94-113	Bloomington, Ind.	2/23/1963
Field Goals	23	Jimmy Rayl (Indiana)	94-113	Bloomington, Ind.	2/23/1963
Field-Goal Att.	48	Jimmy Rayl (Indiana)	94-113	Bloomington, Ind.	2/23/1963
Field-Goal Pct.	1.000 (11-11)	Derek Harper (Illinois)	61-69	Champaign, Ill.	2/19/1983
Free Throws	18	Gary Bradds (Ohio State)	102-99	East Lansing	1/27/1964
Free-Throw Att.	20	Gary Bradds (Ohio State)	102-99	East Lansing	1/27/1964
Free-Throw Pct.	1.000 (14-14)	Robin Freeman (Ohio State)	94-91	East Lansing	1/28/1956
	Four occasions of 13-13 shooting, one of 12-12, one of 11-11 and two of 10-10				
3-Point FG	7	Talor Battle (Penn State)	65-54	State College, Pa.	2/13/2010
	7	Craig Moore (Northwestern)	78-62	Evanston, Ill.	1/24/2008
	7	Dee Brown (Illinois)	50-60	Champaign, Ill.	1/5/2006
	7	Terrance Simmons (Minnesota)	94-83	Minneapolis, Minn.	2/10/2001
3-Point FG Att.	14	Craig Moore (Northwestern)	78-62	Evanston, Ill.	1/24/2008
	14	Cory Bradford (Illinois)	61-44	East Lansing	2/11/1999
	14	Pete Lisicky (Penn State)	69-58	State College, Pa.	1/15/1997
Rebounds	21	Jerry Lucas (Ohio State)	68-83	East Lansing	2/11/1961

## TEAM

	Record	Team	MSU-Opp	Location	Date
Points	121	Illinois	89-121	Champaign, Ill.	3/9/1965
Field Goals	50	Illinois	94-113	East Lansing	2/20/1965
	50	Indiana	55-107	East Lansing	1/4/1975
Field-Goal Att.	113	Wisconsin	106-90	East Lansing	1/6/1964
Field-Goal Pct.	.712 (42-59)	Indiana	58-95	Bloomington, Ind.	2/18/1988
Free Throws	42	Colorado	87-90	Kansas City, Mo.	12/28/1956
Free-Throw Att.	51	Penn State	76-85	State College, Pa.	2/2/2008
Free-Throw Pct.	1.000 (24-24)	Northwestern	58-66	Evanston, Ill.	1/27/1977
3-Point FG	16	Minnesota	94-83	Minneapolis, Minn.	2/10/2001
3-Point FG Att.	38	Louisiana-Monroe	83-65	East Lansing, Mich.	11/14/2007
Rebounds	79	Kansas State	82-104	Manhattan, Kan.	12/17/1960
Fouls	35	Purdue	56-47	East Lansing	1/26/1952
Victory Margin	52	Indiana	55-107	East Lansing	1/4/1975

## Big Ten Games

	Record	Team	MSU-Opp	Location	Date
Points	121	Illinois	89-121	Champaign, Ill.	3/9/1965
Field Goals	50	Illinois	94-113	East Lansing	2/20/1965
	50	Indiana	55-107	East Lansing	1/4/1975
Field-Goal Att.	113	Wisconsin	106-90	East Lansing	1/6/1964
Field-Goal Pct.	.712 (42-59)	Indiana	58-95	Bloomington, Ind.	2/18/1988
Free Throws	37	Minnesota	80-93	East Lansing	1/5/1980
	37	Northwestern	98-93	East Lansing	1/10/1970
Free-Throw Att.	51	Penn State	76-85	State College, Pa.	2/2/2008
Free-Throw Pct.	1.000 (24-24)	Northwestern	58-66	Evanston, Ill.	1/27/1977
3-Point FG	16	Minnesota	94-83	Minneapolis, Minn.	2/10/2001
3-Point FG Att.	31	Michigan	77-62	East Lansing, Mich.	1/27/2008
	31	Iowa	78-79	Iowa City, Iowa	3/8/1995
	31	Purdue	62-59	West Lafayette, Ind.	2/16/2002
Rebounds	77	Michigan	71-72	East Lansing	2/2/1963

## BRESLIN CENTER RECORDS

## TEAM

<b>Points</b> .....	<b>121</b>
by MSU vs. Morehead State, 12/1/1992 (MSU 121-53)	
by MSU vs. Alcorn State, 12/13/2008 (MSU 118-60)	118
by MSU vs. Ball State, 12/29/1994 (MSU 117-95)	117
by MSU vs. Cleveland State, 12/24/1994 (MSU 111-68)	111
by MSU vs. Michigan, 3/4/2000 (MSU 114-63)	114
by MSU vs. Nebraska Omaha, 12/4/2011 (MSU 110-68)	110
by MSU vs. East Tennessee State, 12/9/1993 (MSU 107-81)	107
by MSU vs. UW-Green Bay, 11/23/2004 (MSU 104-46)	104
by MSU vs. Florida A&M, 11/19/2004 (MSU 104-72)	104
by MSU vs. Indiana, 3/2/2008 (MSU 103-74)	103
by MSU vs. Nicholls State, 11/27/2004 (MSU 102-52)	102
by MSU vs. Nebraska, 12/4/1991 (MSU 101-78)	101
<b>Field Goals</b> .....	<b>50</b>
by MSU vs. Morehead State, 12/1/1992 (MSU 121-53)	
<b>Field-Goal Attempts</b> .....	<b>89 (33 made)</b>
by Coppin State vs. Weber State, 12/27/1996 (WSU 92-91 ot)	
<b>Field-Goal Percentage</b> .....	<b>.686 (35-51)</b>
by MSU vs. Cincinnati, 12/21/1991 (MSU 90-89)	
<b>Free Throws</b> .....	<b>33</b>
by Purdue vs. MSU, 2/8/1997 (PU 77-62)	
<b>Free-Throw Attempts</b> .....	<b>46</b>
by Purdue vs. MSU, 2/8/1997 (PU 77-62)	
<b>Free-Throw Percentage</b> .....	<b>1.000 (14-14)</b>
by Wisconsin vs. MSU, 2/16/2012 (MSU 69-55)	
<b>3-Point Field Goals</b> .....	<b>16</b>
by MSU vs. Michigan, 3/4/2000 (MSU 114-63)	
<b>3-Point Field-Goal Attempts</b> .....	<b>38</b>
by Louisiana-Monroe vs. MSU, 11/14/2008 (MSU 83-65)	
<b>3-Point Field-Goal Percentage</b> .....	<b>.875 (7-8)</b>
by MSU vs. Minnesota, 2/6/1993 (MSU 75-63)	
<b>Rebounds</b> .....	<b>62</b>
by MSU vs. Detroit, 12/16/1989 (MSU 94-65)	
<b>Fouls</b> .....	<b>32</b>
by Iowa vs. MSU, 2/18/2001 (MSU 94-70)	

## INDIVIDUAL

<b>Points</b> .....	<b>43</b>
Shawn Respert (MSU) vs. Minnesota, 2/23/1994 (MSU 85-68)	
Alan Henderson (Indiana) vs. MSU, 3/9/1994 (MSU 94-78)	41
Shawn Respert (MSU) vs. Indiana, 3/9/1994 (MSU 94-78)	40
Steve Smith (MSU) vs. Central Mich., 12/20/1990 (MSU 74-61)	38
Steve Smith (MSU) vs. Michigan, 3/1/1990 (MSU 78-70)	36
Shawn Respert (MSU) vs. Illinois, 2/15/1995 (MSU 68-58)	35
Steve Smith (MSU) vs. Evansville, 12/18/1990 (MSU 81-76)	35
Chris Hill (MSU) vs. Syracuse, 2/23/2003 (SU 76-75)	34
Marcus Taylor (MSU) vs. Iowa, 3/2/2002 (MSU 93-79)	34
Shawn Respert (MSU) vs. Ball St., 12/29/1994 (MSU 117-95)	33
Steve Smith (MSU) vs. Minnesota, 1/19/1991 (MSU 73-64)	33
Kirk Manns (MSU) vs. Iowa, 1/13/1990 (MSU 87-80)	33
Brandon Bowdry (EMU) vs. Eastern Mich., 11/12/2010 (MSU 96-66)	32
Drew Neitzel (MSU) vs. Chicago St., 12/16/2006 (MSU 69-61)	32
Paul Davis (MSU) vs. Indiana, 1/31/2004 (MSU 84-72)	32
Shawn Respert (MSU) vs. Morehead St., 12/1/1992 (MSU 121-53)	32
Calbert Cheaney (Indiana) vs. MSU, 2/25/1990 (MSU 72-66)	32
<b>Field Goals</b> .....	<b>16</b>
Shawn Respert (MSU) vs. Minnesota, 2/23/1994 (MSU 85-68)	
<b>Field-Goal Attempts</b> .....	<b>28</b>
Brandon Bowdry (EMU) vs. Eastern Mich., 11/12/2010 (MSU 96-66)	
<b>Field-Goal Pct. (10 attempts)</b> .....	<b>1.000 (10-10)</b>
Alan Anderson (MSU) vs. Wisconsin, 2/24/2005 (MSU 83-61)	
<b>Free Throws</b> .....	<b>15</b>
Steve Smith (MSU) vs. Minnesota, 1/19/1991 (MSU 73-64)	
<b>Free-Throw Attempts</b> .....	<b>15</b>
Chad Austin (Purdue) vs. MSU, 2/8/1997 (PU 77-62)	
Shane Kline-Ruminski (BGSU) vs. Ga. Southern, 12/30/1993 (BGSU 69-60)	
Steve Smith (MSU) vs. Minnesota, 1/19/1991 (MSU 73-64)	
Bruce Schroeder (Siena) vs. Austin Peay, 12/28/1991 (SC 93-89)	
<b>Free-Throw Percentage (10 attempts)</b> .....	<b>1.000</b>
Steve Smith (MSU) 15-15 vs. Minnesota, 1/15/1991 (MSU 73-64)	
Alan Anderson (MSU) 14-14 vs. Ohio St., 1/9/2003 (MSU 66-55)	
Shawn Respert (MSU) 13-13 vs. Wash. St., 12/30/1992 (MSU 77-61)	
Terry Mills (Michigan) 13-13 vs. MSU, 3/1/1990 (MSU 78-70)	
Keith Appling (MSU) 12-12 vs. Lehigh, 12/22/2011 (MSU 90-81)	
Draymond Green (MSU) 10-10 vs. N'western, 1/15/2011 (MSU71-67)	
<b>3-Point Field Goals</b> .....	<b>10</b>
Chris Hill (MSU) vs. Syracuse, 2/23/2003 (SU 76-75)	
<b>3-Point Field-Goal Attempts</b> .....	<b>18</b>
Chris Hill (MSU) vs. Syracuse, 2/23/2003 (SU 76-75)	
<b>Rebounds</b> .....	<b>20</b>
Goran Suton (MSU) vs. Oakland, 11/24/2007 (MSU 75-71)	
<b>Assists</b> .....	<b>20</b>
Mateen Cleaves (MSU) vs. Michigan, 3/4/2000 (MSU 114-63)	

COACHES

2012-13 SPARTANS

2011-12 REVIEW

HISTORY

RECORDS

POSTSEASON

MEDIA INFO



# ALL-TIME SUMMARY

Year	G	Overall		Big Ten		Place	Coach	Captain(s)
		W-L	Pct.	W-L	Pct.			
1898-99	2	0-2	.000				No established coach	No captain selected
1899-00	4	2-2	.500				Charles O. Bemies	No captain selected
1900-01	3	3-0	1.000				Charles O. Bemies	Charles Blanchard
1901-02	5	5-0	1.000				George E. Denman	James Cooper
1902-03	6	6-0	1.000				George E. Denman	Joseph Haftencamp
1903-04	8	5-3	.625				Chester L. Brewer	Edward Balbach
1904-05	8	5-3	.625				Chester L. Brewer	Foley Tuttle
1905-06	13	11-2	.846				Chester L. Brewer	No captain selected
1906-07	16	14-2	.875				Chester L. Brewer	Edward Krehl
1907-08	20	15-5	.750				Chester L. Brewer	Roy Vondette
1908-09	15	10-5	.667				Chester L. Brewer	Parnell McKerna
1909-10	15	10-5	.667				Chester L. Brewer	Claude Hannish
1910-11	14	5-9	.357				John F. Macklin	Fred Busch
1911-12	15	12-3	.800				John F. Macklin	Ralph Chamberlain
1912-13	13	8-5	.615				John F. Macklin	Robert Goss
1913-14	12	8-4	.667				John F. Macklin	George Gauthier
1914-15	16	7-9	.438				John F. Macklin	Oscar Miller
1915-16	16	8-8	.500				John F. Macklin	Lyman Frimodig
1916-17	16	11-5	.688				George E. Gauthier	Albert McClelland
1917-18	16	6-10	.375				George E. Gauthier	Byron Murray
1918-19	18	9-9	.500				George E. Gauthier	Lawrence Kurtz
1919-20	36	21-15	.583				George E. Gauthier	George Garrett
1920-21	21	13-8	.619				Lyman L. Frimodig	Walter Foster
1921-22	24	11-13	.458				Lyman L. Frimodig	Lloyd Heasley
1922-23	19	10-9	.526				Fred H. Walker	Clarence Fessenden
1923-24	20	10-10	.500				Fred H. Walker	Wesley Eva
1924-25	19	6-13	.316				John H. Kobs	Matt Nuttilla
1925-26	18	5-13	.278				John H. Kobs	Paul Hackett
1926-27	18	7-11	.389				Benjamin F. VanAlstyne	Kenneth Drew
1927-28	15	11-4	.733				Benjamin F. VanAlstyne	Vern Dickeson
1928-29	16	11-5	.688				Benjamin F. VanAlstyne	Carl Felt
1929-30	16	12-4	.750				Benjamin F. VanAlstyne	James VanZylen
1930-31	17	16-1	.941				Benjamin F. VanAlstyne	Art Haga, Roger Grove, Edward Scott
1931-32	17	12-5	.706				Benjamin F. VanAlstyne	Dee Pineo
1932-33	17	10-7	.588				Benjamin F. VanAlstyne	Gerald McCaslin, Alton Kircher
1933-34	17	12-5	.705				Benjamin F. VanAlstyne	Wendall Patchett
1934-35	18	14-4	.778				Benjamin F. VanAlstyne	Robert Herrick, Milo Rouse, Arnold VanFaasen
1935-36	17	8-9	.471				Benjamin F. VanAlstyne	Daniel Reck
1936-37	17	5-12	.294				Benjamin F. VanAlstyne	Ron Garlock
1937-38	17	9-8	.529				Benjamin F. VanAlstyne	Howard Kraft
1938-39	17	9-8	.529				Benjamin F. VanAlstyne	Leo Callahan
1939-40	20	14-6	.700				Benjamin F. VanAlstyne	Max Dalrymple, Martin Hutt
1940-41	17	11-6	.647				Benjamin F. VanAlstyne	Robert Phillips
1941-42	21	15-6	.714				Benjamin F. VanAlstyne	Chester Aubuchon
1942-43	16	2-14	.125				Benjamin F. VanAlstyne	Carl Petroski
1943-44	No Schedule - World War II							
1944-45	16	9-7	.588				Benjamin F. VanAlstyne	Nickolas Hashu
1945-46	21	12-9	.571				Benjamin F. VanAlstyne	Oliver White
1946-47	21	11-10	.524				Benjamin F. VanAlstyne	Robin Roberts
1947-48	22	12-10	.545				Benjamin F. VanAlstyne	Robert Brannum
1948-49	21	9-12	.429				Benjamin F. VanAlstyne	Robert Geahan, Jack Wulf
1949-50	22	4-18	.182				Alton S. Kircher	Robert Robbins
1950-51	21	10-11	.476	5-9	.357	T-7th	Peter F. Newell	James Snodgrass
1951-52	22	13-9	.591	6-8	.428	T-5th	Peter F. Newell	Clarence (Sonny) Means
1952-53	22	13-9	.591	11-7	.611	T-3rd	Peter F. Newell	Erik Furseth
1953-54	22	9-13	.409	4-10	.286	8th	Peter F. Newell	Keith Stackhouse
1954-55	22	13-9	.591	8-6	.571	4th	Forrest A. Anderson	Albert Ferrari
1955-56	22	13-9	.591	7-7	.500	5th	Forrest A. Anderson	Walter Godfrey
1956-57	26	16-10	.615	10-4	.714	T-1st	Forrest A. Anderson	George Ferguson
1957-58	22	16-6	.727	9-5	.643	3rd	Forrest A. Anderson	Jack Quiggle
1958-59	23	19-4	.826	12-2	.857	1st	Forrest A. Anderson	Robert Anderegg, Johnny Green

# ALL-TIME SUMMARY

Year	G	Overall		Big Ten		Place	Coach	Captain(s)
		W-L	Pct.	W-L	Pct.			
1959-60	21	10-11	.476	5-9	.357	8th	Forrest A. Anderson	Lance Olson, Horace Walker
1960-61	24	7-17	.292	3-11	.214	9th	Forrest A. Anderson	David Fahs
1961-62	22	8-14	.361	3-11	.214	T-9th	Forrest A. Anderson	Arthur Schwarm
1962-63	20	4-16	.200	3-11	.214	9th	Forrest A. Anderson	John Lamers
1963-64	24	14-10	.583	8-6	.571	T-4th	Forrest A. Anderson	George (Pete) Gent
1964-65	23	5-18	.217	1-13	.071	10th	Forrest A. Anderson	Marcus Sanders
1965-66	22	15-7	.682	10-4	.714	2nd	John E. Benington	William Curtis
1966-67	23	16-7	.696	10-4	.714	T-1st	John E. Benington	Matthew Aitch
1967-68	24	12-12	.500	6-8	.428	T-6th	John E. Benington	John Bailey
1968-69	23	11-12	.478	6-8	.428	T-5th	John E. Benington	Lee Lafayette
1969-70	24	9-15	.375	5-9	.357	T-6th	Gus G. Ganakas	James Gibbons, Lloyd Ward
1970-71	24	10-14	.417	4-10	.286	T-7th	Gus G. Ganakas	Rudy Benjamin
1971-72	24	13-11	.542	6-8	.428	T-5th	Gus G. Ganakas	Ronald Gutkowski, Pat Miller
1972-73	24	13-11	.542	6-8	.428	T-6th	Gus G. Ganakas	William Kilgore
1973-74	24	13-11	.542	8-6	.571	T-4th	Gus G. Ganakas	Michael Robinson
1974-75	26	17-9	.654	10-8	.555	5th	Gus G. Ganakas	Lindsay Hairston
1975-76	27	14-13	.518	10-8	.555	4th	Gus G. Ganakas	Terry Furlow
1976-77	27	12-15	.444	9-9	.500	5th	Jud Heathcote	Robert Chapman
1977-78	30	25-5	.833	15-3	.833	1st	Jud Heathcote	Robert Chapman, Greg Kelsner
1978-79	32	26-6	.813	13-5	.722	T-1st	Jud Heathcote	Earvin Johnson, Greg Kelsner
1979-80	27	12-15	.444	6-12	.333	9th	Jud Heathcote	Ron Charles, Terry Donnelly
1980-81	27	13-14	.481	7-11	.389	8th	Jud Heathcote	Mike Brkovich, Jay Vincent
1981-82	28	12-16	.429	7-11	.389	T-7th	Jud Heathcote	Kurt James, Kevin Smith
1982-83	30	17-13	.566	9-9	.500	T-6th	Jud Heathcote	Bill Cawood, Derek Perry
1983-84	28	16-12	.571	9-9	.500	T-5th	Jud Heathcote	Ben Tower, Kevin Willis
1984-85	29	19-10	.655	10-8	.555	T-5th	Jud Heathcote	Sam Vincent, Richard Mudd
1985-86	31	23-8	.742	12-6	.667	3rd	Jud Heathcote	Scott Skiles, Larry Polec
1986-87	28	11-17	.393	6-12	.333	7th	Jud Heathcote	Darryl Johnson, Barry Fordham
1987-88	28	10-18	.357	5-13	.278	8th	Jud Heathcote	Ed Wright, Carlton Valentine, George Papadakos
1988-89	33	18-15	.545	6-12	.333	T-8th	Jud Heathcote	Ken Redfield, Todd Wolfe
1989-90	34	28-6	.824	15-3	.833	1st	Jud Heathcote	Steve Smith, Ken Redfield
1990-91	30	19-11	.633	11-7	.611	T-3rd	Jud Heathcote	Steve Smith, Matt Steigenga
1991-92	30	22-8	.733	11-7	.611	T-3rd	Jud Heathcote	Mark Montgomery, Matt Steigenga
1992-93	28	15-13	.536	7-11	.389	T-8th	Jud Heathcote	Dwayne Stephens, Mike Peplowski
1993-94	32	20-12	.625	10-8	.555	T-4th	Jud Heathcote	Kris Weshinsky, Shawn Respert
1994-95	28	22-6	.785	14-4	.778	2nd	Jud Heathcote	Eric Snow, Shawn Respert
1995-96	32	16-16	.500	9-9	.500	7th	Tom Izzo	Quinton Brooks, Jamie Feick
1996-97	29	17-12	.586	9-9	.500	T-6th	Tom Izzo	Antonio Smith, Steve Polonowski
1997-98	30	22-8	.733	13-3	.813	T-1st	Tom Izzo	Antonio Smith, Mateen Cleaves
1998-99	38	33-5	.868	15-1	.937	1st	Tom Izzo	Antonio Smith, Mateen Cleaves
1999-2000	39	32-7	.821	13-3	.813	T-1st	Tom Izzo	Jason Klein, Thomas Kelley
2000-01	33	28-5	.848	13-3	.813	T-1st	Tom Izzo	Mateen Cleaves, A.J. Granger
2001-02	31	19-12	.613	10-6	.625	5th	Tom Izzo	Morris Peterson
2002-03	35	22-13	.629	10-6	.625	T-3rd	Tom Izzo	Aloysius Anagonye, Adam Ballinger, Marcus Taylor
2003-04	30	18-12	.600	12-4	.750	T-2nd	Tom Izzo	Aloysius Anagonye, Adam Ballinger
2004-05	33	26-7	.788	13-3	.813	2nd	Tom Izzo	Alan Anderson, Jason Andreas, Kelvin Torbert
2005-06	34	22-12	.647	8-8	.500	t-6th	Tom Izzo	Alan Anderson, Tim Bograkovs
2006-07	35	23-12	.657	8-8	.500	t-7th	Tom Izzo	Chris Hill, Kelvin Torbert
2007-08	36	27-9	.750	12-6	.667	4th	Tom Izzo	Maurice Ager, Shannon Brown
2008-09	38	31-7	.816	15-3	.833	1st	Tom Izzo	Paul Davis, Delco Rowley
2009-10	37	28-9	.757	14-4	.778	t-1st	Tom Izzo	Drew Neitzel, Travis Walton
2010-11	34	19-15	.559	9-9	.500	t-4th	Tom Izzo	Drew Neitzel, Travis Walton
2011-12	37	29-8	.784	13-5	.722	t-1st	Tom Izzo	Travis Walton, Kalin Lucas
Totals	2,566	1,536-1,030	.599	554-450	.552	13 - Big Ten Titles		Isaiah Dahllman, Draymond Green
								Kalin Lucas, Raymar Morgan
								Kalin Lucas, Draymond Green
								Draymond Green, Austin Thornton

COACHES

2012-13 SPARTANS

2011-12 REVIEW

HISTORY

RECORDS

POSTSEASON

MEDIA INFO





# YEAR-BY-YEAR STATISTICS

Year	GP	FG-FGA	FG%	3FG-FGA	3FG%	FT-FTA	FTA%	Reb./Avg.	Ast.	TO	Bks.	Stl.	Pts./Avg.
1948-49	21	370-922	.401	---	---	263-465	.566	---	---	---	---	---	1004/47.8
1949-50	22	468-1558	.300	---	---	308-522	.590	---	---	---	---	---	1244/56.5
1950-51	21	377-1304	.289	---	---	278-451	.618	---	---	---	---	---	1032/49.1
1951-52	22	479-1451	.330	---	---	327-535	.611	---	---	---	---	---	1285/58.5
1952-53	22	471-1438	.321	---	---	270-417	.607	696/31.6	---	---	---	---	1359/61.6
1953-54	22	505-1531	.322	---	---	246-479	.666	---	---	---	---	---	1489/67.7
1954-55	22	613-1545	.397	---	---	268-525	.588	---	---	---	---	---	1751/79.0
1955-56	22	648-1711	.378	---	---	436-688	.633	1095/49.8	---	---	---	---	1732/78.7
1956-57	26	735-1930	.380	---	---	459-718	.639	1181/45.4	---	---	---	---	1929/74.1
1957-58	22	660-1625	.400	---	---	326-555	.587	1121/51.0	---	---	---	---	1646/74.8
1958-59	23	742-1852	.400	---	---	402-639	.629	1508/65.5	---	---	---	---	1886/82.0
1959-60	21	641-1626	.394	---	---	372-514	.723	1212/57.7	---	---	---	---	1654/78.7
1960-61	24	676-1812	.373	---	---	447-636	.702	1226/51.0	---	---	---	---	1799/74.9
1961-62	22	649-1725	.376	---	---	353-535	.659	1201/54.5	---	---	---	---	1651/75.0
1962-63	20	586-1490	.393	---	---	388-541	.717	1028/51.4	---	---	---	---	1560/78.0
1963-64	24	887-2093	.423	---	---	437-647	.675	1442/60.0	---	---	---	---	2211/92.1
1964-65	23	762-1770	.430	---	---	453-601	.753	1189/51.7	---	---	---	---	1977/85.9
1965-66	22	682-1616	.422	---	---	366-422	.701	1087/49.4	---	---	---	---	1730/78.6
1966-67	23	679-1704	.398	---	---	341-543	.628	1162/50.5	---	---	---	---	1699/73.8
1967-68	24	679-1685	.402	---	---	367-547	.670	1124/46.8	---	---	---	---	1725/71.8
1968-69	23	648-1559	.415	---	---	382-590	.647	1048/45.5	---	---	---	---	1678/72.9
1969-70	24	769-1711	.449	---	---	396-533	.743	961/40.0	---	---	---	---	1934/80.6
1970-71	24	716-1569	.456	---	---	395-600	.658	1082/45.1	---	---	---	---	1827/76.1
1971-72	24	746-1659	.449	---	---	353-577	.612	1070/44.6	---	---	---	---	1845/76.9
1972-73	24	831-1718	.483	---	---	402-437	.691	1045/43.5	---	---	---	---	1964/81.8
1973-74	24	807-1642	.491	---	---	294-441	.667	1017/42.4	---	---	---	---	1908/79.5
1974-75	26	860-1713	.502	---	---	384-530	.724	1063/40.9	---	---	---	---	2104/80.9
1975-76	27	822-1785	.460	---	---	443-576	.769	1117/41.4	371	---	---	---	2087/77.3
1976-77	27	774-1549	.499	---	---	385-572	.673	1059/39.2	391	---	---	---	1933/71.6
1977-78	30	908-1732	.524	---	---	485-689	.704	1175/39.3	474	---	---	---	2301/76.7
1978-79	32	932-1769	.527	---	---	559-775	.721	1186/37.1	505	---	---	---	2423/75.7
1979-80	27	760-1493	.509	---	---	359-519	.692	921/34.1	419	---	72	182	1881/69.7
1980-81	27	741-1456	.509	---	---	344-487	.706	802/29.7	364	---	47	152	1826/67.6
1981-82	28	684-1494	.458	---	---	278-420	.662	864/30.9	293	---	66	155	1646/58.8
1982-83	30	821-1660	.495	36-90	.400	404-571	.708	973/32.4	385	---	86	186	2082/69.4
1983-84	28	729-1511	.482	---	---	418-562	.744	921/32.9	323	---	92	173	1876/67.0
1984-85	29	837-1559	.537	---	---	420-583	.720	963/33.2	391	425	105	163	2094/72.2
1985-86	31	1043-1860	.561	---	---	490-613	.799	1016/32.8	523	381	50	167	2576/83.1
1986-87	28	813-1552	.524	72-173	.416	408-529	.771	868/31.0	408	389	60	152	2106/75.2
1987-88	28	767-1543	.497	69-164	.421	343-509	.674	928/33.1	412	494	57	191	1946/69.5
1988-89	33	923-1908	.483	155-370	.419	437-610	.716	1099/33.3	539	487	46	255	2438/73.9
1989-90	34	967-1884	.513	160-371	.431	498-724	.688	1297/38.2	576	532	82	171	2592/76.2
1990-91	30	818-1693	.483	127-330	.385	377-542	.696	1061/35.4	455	404	74	143	2140/71.3
1991-92	30	857-1675	.512	124-332	.374	381-551	.692	1046/34.9	534	490	75	189	2219/74.0
1992-93	28	806-1591	.507	116-311	.373	351-546	.643	1096/39.1	476	427	76	131	2079/74.3
1993-94	32	944-1875	.504	159-420	.379	379-567	.668	1176/36.8	514	508	88	213	2426/75.8
1994-95	28	829-1664	.498	158-387	.408	378-562	.673	1074/38.4	462	393	46	180	2194/78.4
1995-96	32	732-1710	.428	120-373	.322	402-603	.667	1204/37.6	402	517	73	156	1986/62.1
1996-97	29	753-1666	.452	140-437	.320	379-577	.657	1092/37.7	398	465	70	168	2025/69.8
1997-98	30	799-1779	.449	176-493	.357	428-639	.670	1197/39.9	446	461	117	229	2202/73.4
1998-99	38	1020-2156	.473	171-506	.338	515-703	.733	1383/36.4	575	538	100	298	2726/71.7
1999-00	39	1018-2148	.474	253-669	.378	600-816	.735	1521/39.0	602	569	105	256	2889/74.1
2000-01	33	957-1957	.489	146-453	.322	493-686	.719	1404/42.5	579	451	133	210	2553/77.4
2001-02	32	764-1654	.462	180-458	.393	442-573	.771	1163/37.5	438	461	93	155	2150/69.4
2002-03	35	812-1795	.452	179-477	.375	564-767	.735	1226/35.0	474	502	122	217	2367/67.6
2003-04	30	748-1519	.492	190-474	.401	452-586	.771	910/30.3	441	438	54	218	2138/71.3
2004-05	33	914-1875	.487	219-615	.356	543-699	.777	1198/36.3	565	451	87	258	2590/78.5
2005-06	34	896-1879	.477	204-540	.378	524-681	.769	1212/35.6	567	478	101	214	2520/74.1
2006-07	35	806-1718	.469	182-486	.374	482-671	.718	1217/34.8	560	521	162	180	2276/65.0
2007-08	36	949-1976	.480	179-483	.371	487-661	.737	1330/36.9	631	490	152	208	2564/71.2
2008-09	38	962-2135	.451	201-567	.354	612-877	.698	1482/39.0	611	532	107	248	2737/72.0
2009-10	37	974-2068	.471	187-543	.344	523-764	.685	1426/38.5	606	514	123	242	2658/71.8
2010-11	34	817-1894	.431	220-620	.355	484-691	.700	1256/36.9	509	454	167	219	2338/68.8
2011-12	37	960-2012	.477	200-555	.360	531-759	.700	1403/37.9	566	480	157	265	2651/71.6

## YEAR-BY-YEAR OPPONENT STATISTICS

Year	GP	FG-FGA	FG%	3FG-FGA	3FG%	FT-FTA	FTA%	Reb./Avg.	Ass.	TO	Blks.	Stl.	Pts./Avg.
1948-49	21	390- ---	---	---	---	265-445	.596	---	---	---	---	---	1045/49.8
1949-50	22	565-1732	.326	---	---	329-559	.558	---	---	---	---	---	1459/66.3
1950-51	21	321-1034	.312	---	---	365-597	.612	---	---	---	---	---	1007/48.1
1951-52	22	418-1344	.311	---	---	377-581	.647	---	---	---	---	---	1213/56.0
1952-53	22	477-1298	.344	---	---	251-448	.642	619/28.1	---	---	---	---	1343/61.1
1953-54	22	481-1275	.372	---	---	267-498	.651	---	---	---	---	---	1460/66.3
1954-55	22	604-1659	.364	---	---	246-468	.655	---	---	---	---	---	1676/76.0
1955-56	22	618-1624	.380	---	---	464-693	.669	874/39.7	---	---	---	---	1700/77.2
1956-57	26	658-1776	.370	---	---	507-711	.711	991/38.1	---	---	---	---	1823/70.1
1957-58	22	570-1628	.343	---	---	315-481	.654	847/38.5	---	---	---	---	1455/66.1
1958-59	23	654-1724	.379	---	---	337-517	.651	1089/47.3	---	---	---	---	1645/71.5
1959-60	21	665-1589	.418	---	---	294-445	.660	990/47.1	---	---	---	---	1624/77.3
1960-61	24	766-1782	.424	---	---	422-630	.669	1323/55.1	---	---	---	---	1954/81.4
1961-62	22	629-1544	.407	---	---	417-607	.685	1162/52.8	---	---	---	---	1675/76.1
1962-63	20	639-1527	.418	---	---	390-544	.716	1071/53.5	---	---	---	---	1668/83.4
1963-64	24	850-1991	.421	---	---	455-678	.671	1337/55.7	---	---	---	---	2156/89.8
1964-65	23	882-1886	.467	---	---	406-580	.700	1145/49.7	---	---	---	---	2170/94.3
1965-66	22	585-1396	.420	---	---	404-569	.710	979/44.5	---	---	---	---	1575/71.5
1966-67	23	571-1396	.409	---	---	442-627	.704	1075/46.7	---	---	---	---	1584/68.8
1967-68	24	627-1472	.425	---	---	474-676	.701	1109/46.2	---	---	---	---	1728/72.0
1968-69	23	643-1464	.438	---	---	385-539	.714	1046/45.4	---	---	---	---	1671/72.6
1969-70	24	827-1650	.501	---	---	430-605	.710	1116/46.5	---	---	---	---	2084/86.8
1970-71	24	768-1721	.446	---	---	390-569	.685	1108/46.1	---	---	---	---	1926/80.2
1971-72	24	779-1704	.457	---	---	366-503	.727	1129/47.0	---	---	---	---	1924/80.2
1972-73	24	831-1823	.472	---	---	236-354	.666	1058/44.1	---	---	---	---	1956/81.5
1973-74	24	798-1724	.463	---	---	278-398	.698	1101/42.1	---	---	---	---	1874/78.1
1974-75	26	859-1867	.460	---	---	322-580	.671	1100/42.3	---	---	---	---	2040/78.5
1975-76	27	836-1750	.478	---	---	392-556	.705	1057/39.1	396	---	---	---	2064/76.4
1976-77	27	746-1688	.442	---	---	475-663	.716	1033/38.2	365	---	---	---	1967/72.8
1977-78	30	795-1758	.452	---	---	383-577	.664	1010/33.8	325	---	---	---	1973/65.8
1978-79	32	830-1912	.434	---	---	343-510	.673	1116/34.9	430	---	---	---	2003/62.6
1979-80	27	694-1498	.463	---	---	463-662	.699	974/36.1	373	---	71	161	1851/68.6
1980-81	27	717-1479	.485	---	---	448-612	.732	849/31.4	382	---	60	149	1882/69.7
1981-82	28	608-1358	.448	---	---	460-645	.713	842/30.1	326	---	74	142	1676/59.9
1982-83	30	763-1671	.457	30-73	.411	453-631	.718	907/30.2	421	---	72	192	2009/67.0
1983-84	28	684-1458	.469	---	---	474-686	.691	837/29.9	365	---	51	163	1842/65.8
1984-85	29	756-1705	.443	---	---	409-572	.715	862/29.7	406	344	59	181	1921/66.2
1985-86	31	915-1972	.464	---	---	380-511	.744	946/30.5	494	383	58	151	2210/71.3
1986-87	28	820-1662	.493	116-296	.392	399-535	.746	845/30.2	436	309	57	178	2155/77.0
1987-88	28	744-1544	.482	106-233	.455	470-663	.709	822/29.4	428	387	57	243	2064/73.7
1988-89	33	911-1867	.488	179-456	.393	407-597	.682	1013/30.7	488	481	57	203	1412/73.1
1989-90	34	858-2013	.426	184-515	.357	428-650	.659	1013/29.8	420	403	102	211	2328/68.5
1990-91	30	754-1721	.438	158-418	.378	401-593	.676	955/31.8	355	359	77	151	2067/68.9
1991-92	30	785-1791	.438	142-429	.331	358-517	.693	934/31.1	358	411	91	191	2070/69.0
1992-93	28	705-1748	.403	140-437	.320	358-537	.667	914/32.6	343	315	79	190	1903/63.1
1993-94	32	819-1938	.423	193-596	.324	436-608	.717	1101/31.6	409	426	101	238	2267/70.8
1994-95	28	720-1660	.434	177-520	.340	309-487	.635	887/31.7	362	406	76	155	1926/68.8
1995-96	32	746-1748	.427	186-579	.321	375-597	.628	978/30.6	379	407	101	233	2053/64.2
1996-97	29	679-1572	.432	129-420	.307	418-646	.647	920/31.7	350	419	72	192	1905/65.7
1997-98	30	669-1637	.409	142-471	.302	440-635	.693	931/31.0	339	464	94	210	1920/64.0
1998-99	38	800-1880	.426	172-539	.319	490-707	.693	1031/27.1	412	587	107	240	2262/59.5
1999-00	39	805-2045	.394	208-690	.301	481-704	.683	1063/27.3	432	536	99	219	2299/58.9
2000-01	33	716-1823	.393	204-620	.329	403-572	.705	895/27.1	421	433	92	194	2039/61.8
2001-02	32	684-1730	.395	205-689	.298	405-561	.722	919/29.6	390	345	105	223	1978/63.8
2002-03	35	712-1768	.452	197-594	.332	552-728	.717	1034/29.5	388	489	119	225	2143/62.2
2003-04	30	689-1510	.456	179-511	.350	468-678	.690	860/28.7	355	423	84	212	2025/67.5
2004-05	33	752-1755	.428	209-589	.355	446-666	.670	973/29.5	404	506	78	227	2159/65.4
2005-06	34	828-1904	.435	233-647	.360	445-633	.703	1036/30.5	469	449	102	212	2334/68.6
2006-07	35	671-1756	.384	211-647	.321	448-661	.678	972/27.8	388	442	119	220	2001/57.2
2007-08	36	793-1973	.402	228-734	.311	439-655	.670	1087/30.2	445	440	147	214	2253/62.6
2008-09	38	839-2018	.416	229-720	.318	513-737	.696	1128/29.7	440	515	131	229	2420/63.7
2009-10	37	829-2043	.406	248-755	.328	455-642	.709	1109/30.0	462	459	94	243	2361/63.8
2010-11	34	787-1861	.423	215-591	.364	474-716	.662	1119/32.9	404	411	112	217	2263/66.6
2011-12	37	751-1982	.379	214-715	.299	479-681	.703	1106/29.9	394	467	109	231	2195/59.3

COACHES

2012-13 SPARTANS

2011-12 REVIEW

HISTORY

RECORDS

POSTSEASON

MEDIA INFO



# YEARLY ATTENDANCE

Year	Home Total	Games	Avg.	National Rank
1945-46	50,122	10	5,102	
1946-47	81,821	12	6,818	
1947-48	88,750	10	8,875	
1948-49	82,323	13	6,332	
1949-50	71,416	13	5,493	
1950-51	79,779	13	6,148	
1951-52	79,867	12	6,655	
1952-53	71,624	12	5,968	
1953-54	71,833	11	6,530	
1954-55	80,063	11	7,278	
1955-56	74,277	10	7,427	
1956-57	81,313	10	8,131	
1957-58	101,932	10	10,193	
1958-59	103,504	11	9,409	
1959-60	86,051	9	9,561	
1960-61	65,450	9	7,272	
1961-62	84,569	11	7,688	
1962-63	68,800	9	7,644	
1963-64	95,780	11	8,707	
1964-65	64,475	10	6,447	
1965-66	97,557	11	8,868	
1966-67	97,450	11	8,859	
1967-68	73,501	11	6,681	
1968-69	81,380	10	8,138	
1969-70	94,097	10	9,409	
1970-71	70,840	11	6,440	
1971-72	75,954	10	7,596	
1972-73	73,733	10	7,373	
1973-74	84,859	12	7,071	
1974-75	67,252	12	5,604	
1975-76	63,158	12	5,263	
1976-77	70,912	12	5,065	
1977-78	128,518	13	9,886	
1978-79	120,048	12	10,004	

Year	Home Total	Games	Avg.	National Rank
1979-80	109,440	11	9,949	
1980-81	115,811	13	8,909	
1981-82	132,310	14	9,461	
1982-83	134,371	16	8,398	
1983-84	136,056	14	9,718	
1984-85	115,092	13	8,853	
1985-86	123,637	16	7,727	
1986-87	124,805	13	9,600	
1987-88	122,052	15	8,137	
1988-89	143,554	15	9,570	
1989-90	237,720	16	14,858	14th
1990-91	209,066	14	14,933	12th
1991-92	217,957	15	14,530	15th
1992-93	207,423	14	14,816	14th
1993-94	205,264	15	13,684	17th
1994-95	221,127	15	14,742	14th
1995-96	199,659	15	13,311	20th
1996-97	222,858	17	13,109	23rd
1997-98	208,694	15	13,913	15th
1998-99	204,272	14	14,591	14th
1999-2000	205,226	14	14,659	14th
2000-01	236,144	16	14,759	15th
2001-02	250,903	17	14,759	14th
2002-03	236,144	16	14,759	15th
2003-04	206,626	14	14,759	14th
2004-05	221,385	15	14,759	10th
2005-06	206,626	14	14,759	14th
2006-07	280,421	19	14,759	15th
2007-08	250,903	17	14,759	17th
2008-09	206,626	14	14,759	15th
2009-10	250,903	17	14,759	13th
2010-11	221,955	15	14,797	15th
2011-12	266,346	18	14,797	15th

Home games played at the Breslin Center since 1989-90



*Jenison Field House was the home of Spartan basketball from 1940-89.*



*Since the Breslin Center opened for the 1989-90 season, MSU has ranked in the top 25 nationally in home attendance.*

## ALL-TIME COACHING RECORDS


## ALL-TIME HEAD COACHES

Coach	Games	W-L	Pct.
No Established Coach (1899)	2	0-2	.000
Charles O. Bemies (1900-1901)	7	5-2	.714
George E. Denman (1902-1903)	11	11-0	1.000
Chester L. Brewer (1904-1910)	95	70-25	.736
John F. Macklin (1911-1916)	86	48-38	.558
George M. Gauthier (1917-1920)	79	41-38	.519
Lyman L. Frimodig (1921-1922)	52	30-22	.577
Fred M. Walker (1922-1924)	39	20-19	.513
John H. Kobs (1924-1926)	37	11-26	.297
Benjamin F. VanAlstyne (1926-1949)	394	231-163	.586
Alton S. Kircher (1949-1950)	22	4-18	.182
Peter F. Newell (1950-1954)	87	45-42	.517
Forrest A. Anderson (1954-1965)	249	125-124	.502
John E. Benington (1965-1969)	92	54-38	.587
Gus Ganakas (1969-1976)	173	89-84	.514
Jud Heathcote (1976-1995)	560	340-220	.607
Tom Izzo (1995-SA)	581	412-169	.709
<b>All-Time (1899-2010)</b>	<b>2,566</b>	<b>1,536-1,030</b>	<b>.599</b>

## ALL-TIME ASSISTANT COACHES

*Including varsity assistants, and freshman and JV head coaches since 1944*

Alton Kircher - 1944-49	Edgar Wilson - 1979-83
J. Robert Stewart - 1949-50	John Holms - 1980-81
Chet Aubuchon - 1949-50	William Norton - 1981-83
John Benington - 1950-56	Frank Rourke - 1981-83
Robert L. Stevens - 1954-59	Mike Deane - 1982-86
Clarence (Sonny) Means - 1956-59; '65-66	Tom Izzo - 1983-95
Bruce Fossum - 1959-65	Silas Taylor - 1983-84
Tom Rand - 1959-61; '62-63	Herb Williams - 1984-90
Lance Olson - 1961-62	Derek Perry - 1984-85
Dan Peterson - 1963-65	Jim Boylan - 1986-89
Robert Nordmann - 1965-74	Jim Boylen - 1989-92; 2005-07
Gus Ganakas - 1966-69	Stan Joplin - 1990-96
Matthew Aitch - 1969-73	Brian Gregory - 1992-96; 1999-2003
Dick Versace - 1974-76	Tom Crean - 1995-99
Pat Miller - 1974-76	Stan Heath - 1996-2001
Vernon Payne - 1974-77	Mike Garland - 1996-2003; 2007-12
Don Monson - 1976-78	Mark Montgomery - 2001-11
Robert McGriff - 1977-78	Dwayne Stephens - 2003-12
William Berry - 1977-79	Doug Wojcik - 2003-05
Fred Paulsen - 1978-80	Dane Fife - 2011-12
Dave Harshman - 1978-81	



*Top to Bottom: Jud Heathcote, Pete Newell, Gus Ganakas. Left: Forrest Anderson*

# YEAR-BY-YEAR RESULTS



Note: Home games in bold  
 Note 2: (#/#) indicates AP ranking of MSU and opponent

## 1899

(0-2 Overall) - No Coach

Date	Opponent	MSU-Opp	W/L
2/27/99	Olivet	6-7	L
3/13/99	Olivet	6-15	L

## CHARLES BEMIES

1900-01 \* 5-2 (.714)



The first established coach for Michigan Agricultural College, Charles Bemies was the first athletic director in school history while also coaching the football, baseball

and track teams. Born in Northfield, Vt., on March 19, 1867, Bemies was an ordained Presbyterian minister when he came to East Lansing. Bemies led the Spartans for two seasons with an overall record of 5-2.

## 1900

(2-2 Overall)

Date	Opponent	MSU-Opp	W/L
1/20/00	Olivet	5-6	L
2/3/00	Olivet	6-8	L
3/3/00	Eastern Michigan	25-8	W
3/10/00	Governor's Guard	25-7	W

## 1901

(3-0 Overall)

Date	Opponent	MSU-Opp	W/L
2/16/01	Olivet	18-10	W
3/2/01	Eastern Michigan	21-6	W
3/16/01	Eastern Michigan	12-7	W

## GEORGE DENMAN

1902-03 \* 11-0 (1.000)



MAC's second basketball coach was George Denman. Denman's coaching career holds a unique distinction - he is the only basketball coach to go undefeated during

his tenure, posting an 11-0 mark during his two seasons. His team still holds the record for largest margin of victory with a 102-3 defeat of Alma College in 1902. He was also the head football coach for two seasons.

## 1902

(5-0 Overall)

Date	Opponent	MSU-Opp	W/L
2/1/02	Alma	102-3	W
2/15/02	Governor's Guard	19-0	W
3/1/02	Hillsdale	58-20	W
3/9/02	Alma	29-3	W
3/15/02	Hillsdale	36-17	W

## 1903

(6-0 Overall)

Date	Opponent	MSU-Opp	W/L
1/26/03	Detroit YMCA	43-8	W
1/29/03	Hillsdale	49-2	W
2/13/03	Eastern Michigan	23-7	W
2/18/03	Governor's Guard	19-7	W
3/7/03	Eastern Michigan	49-5	W
3/14/03	Grand Rapids YMCA	42-7	W

## CHESTER BREWER

1904-10 \* 70-25 (.736)



This Owosso, Mich., native was Michigan Agricultural College's first full-time athletic director and one of the Spartans' most successful coaches, leading the football,

basketball and baseball squads to winning records. He holds the highest winning percentage of any Spartan basketball coach with at least four seasons at .736 (70-25). His team also defeated the University of Michigan in the schools' first meeting in 1909. The Chester L. Brewer award presented to an outstanding senior student-athlete continues to represent the Brewer legacy. Brewer passed away in 1953 at the age of 77.

## 1904

(5-3 Overall)

Date	Opponent	MSU-Opp	W/L
1/9/04	Chicago West. YMCA	13-44	L
1/23/04	Alma	52-7	W
2/6/04	Eastern Michigan	22-2	W
2/12/04	Grand Rapids YMCA	14-13	W
2/27/04	Alma	14-22	L
3/5/04	Eastern Michigan	62-10	W
3/12/04	Grand Rapids YMCA	41-10	W
3/25/04	Detroit A.C.	8-33	L

## 1905

(5-3 Overall)

Date	Opponent	MSU-Opp	W/L
1/14/05	Saginaw YMCA	62-12	W
1/21/05	Bay City YMCA	47-20	W
1/28/05	Grand Rapids YMCA	22-38	L
1/31/05	Hope	30-44	L
2/4/05	Jackson YMCA	47-12	W
2/10/05	Detroit A.C.	30-39	L
2/25/05	Battle Creek YMCA	94-4	W
3/3/05	Bay City YMCA	30-14	W

## 1906

(11-2 Overall)

Date	Opponent	MSU-Opp	W/L
1/18/06	Adrian	43-18	W
1/26/06	Owosso YMCA	76-12	W
2/2/06	Mich. Deaf School	47-16	W
2/3/06	Central Michigan	37-12	W
2/10/06	Grand Rapids YMCA	25-20	W
2/12/06	Ann Arbor YMCA	20-21	L
2/16/06	Central Michigan	21-18	W
2/23/06	Albion	44-11	W
2/24/06	Ann Arbor YMCA	25-29	L

3/2/06	Olivet	46-10	W
3/3/06	Albion	59-8	W
3/10/06	Adrian	21-20	W
3/16/06	Alma	52-8	W

## 1907

(14-2 Overall)

Date	Opponent	MSU-Opp	W/L
1/5/07	Hope	50-30	W
1/12/07	Armour Institute	51-24	W
1/18/07	Saginaw H.S.	35-17	W
1/19/07	Saginaw Bank Clerks	29-19	W
1/25/07	Jackson YMCA	43-30	W
1/26/07	Central Michigan	42-18	W
1/28/07	Detroit YMCA	14-31	L
1/29/07	Eastern Michigan	50-25	W
2/2/07	Olivet	41-24	W
2/7/07	Adrian	54-24	W
2/16/07	Hope	33-23	W
2/19/07	Detroit YMCA	17-23	L
2/20/07	Adrian	41-20	W
2/22/07	Olivet	38-24	W
3/1/07	Central Michigan	33-22	W
3/2/07	Eastern Michigan	72-13	W

## 1908

(15-5 Overall)

Date	Opponent	MSU-Opp	W/L
1/4/08	Central Michigan	46-8	W
1/8/08	Oberlin	46-21	W
1/11/08	Saginaw H.S.	67-23	W
1/17/08	Adrian	30-14	W
1/20/08	Detroit YMCA	20-33	L
1/25/08	Grand Rapids YMCA	74-16	W
1/31/08	Notre Dame	33-20	W
2/1/08	Notre Dame	16-23	L
2/5/08	Central Michigan	41-23	W
2/7/08	Jackson YMCA	42-29	W
2/8/08	Midland YMCA	40-8	W
2/14/08	Detroit YMCA	27-29	W
2/17/08	Haskell Indians	33-18	W
2/21/08	Jackson YMCA	37-35	W
2/22/08	Adrian	42-31	W
2/24/08	Battle Creek YMCA	28-14	W
2/25/08	Notre Dame *	20-39	L
2/26/08	DePaul	26-17	W
2/27/08	Armour Institute	26-29	L
2/28/08	South Haven Indep.	31-18	W

\* 1st MAC basketball game played out of state

## 1909

(10-5 Overall)

Date	Opponent	MSU-Opp	W/L
1/9/09	Michigan *	24-16	W
1/13/09	DePaul	76-7	W
1/18/09	Detroit Burroughs	24-15	W
1/22/09	Wabash	24-39	L
1/23/09	Notre Dame	10-26	L
1/25/09	Adrian	53-13	W
2/8/09	Notre Dame	18-22	L
2/11/09	Detroit YMCA	18-25	L
2/18/09	Battle Creek YMCA	32-25	W
2/20/09	Michigan	45-23	W
2/21/09	Armour Institute	53-7	W
2/22/09	Detroit Burroughs	20-19	W
3/2/09	Rochester (NY) YMCA	30-18	W
3/3/09	Rochester (NY) YMCA	24-36	L
3/11/09	Detroit YMCA	33-28	W

\* 1st basketball game with University of Michigan



# YEAR-BY-YEAR RESULTS

## 1910

(10-5 Overall)

Date	Opponent	MSU-Opp	W/L
1/7/10	Jackson YMCA	51-18	W
1/14/10	Detroit Spaldings	20-18	W
1/25/10	Jackson YMCA	27-18	W
1/26/10	Purdue	9-35	L
1/27/10	Rose Poly	28-31	L
1/28/10	Wabash	21-23	L
1/29/10	Notre Dame	28-21	W
2/7/10	Bay City YMCA	84-12	W
2/11/10	Armour Institute	26-11	W
2/12/10	Lake Forest	14-13	W
2/19/10	Notre Dame	43-23	W
3/3/10	Hope	40-21	W
3/5/10	Ohio State	13-31	L
3/7/10	Detroit YMCA	27-24	W
3/11/10	Hope	30-38	L

## JOHN MACKLIN

1911-16 \* 48-38 (.558)



John Macklin continued the winning tradition, compiling a 48-38 career record over six seasons as head coach for the Aggies. Macklin was an outstanding athlete

at the University of Pennsylvania before coming to MAC to coach basketball and football. He was very successful at football, posting a 29-5 record as the head coach. Macklin passed away in 1949 at the age of 65.

## 1911

(5-9 Overall)

Date	Opponent	MSU-Opp	W/L
1/9/11	Detroit Spaldings	9-21	L
1/13/11	Wabash	15-25	L
1/14/11	Rose Poly	20-26	L
1/18/11	Detroit Spaldings	25-18	W
1/20/11	Alma	51-24	W
1/21/11	Armour Institute	51-11	W
1/30/11	Detroit YMCA	11-22	L
2/3/11	Armour Institute	21-36	L
2/4/11	Lake Forest	26-28	L
2/10/11	Detroit A.C.	12-54	L
2/11/11	Ohio State	12-42	L
2/17/11	Hope	24-48	L
2/24/11	Alma	23-21	W
3/3/11	Hope	36-24	W

## 1912

(12-3 Overall)

Date	Opponent	MSU-Opp	W/L
1/6/12	Central Michigan	72-10	W
1/12/12	Armour Institute	39-30	W
1/13/12	Northwestern College	19-25	L
1/16/12	Alma	53-14	W
1/18/12	Winona	37-21	W
1/19/12	Wabash	26-32	L
1/20/12	Rose Poly	33-31	W
1/23/12	Hope	40-41	L
1/27/12	Armour Institute	51-18	W
2/2/12	Albion	60-23	W

2/10/12	Winona College	67-4	W
2/16/12	Alma	37-15	W
2/21/12	Hope	55-23	W
2/24/12	Detroit YMCA	42-26	W
3/4/12	Detroit YMCA	20-17	W

## 1913

(8-5 Overall)

Date	Opponent	MSU-Opp	W/L
1/11/13	Winona	75-14	W
1/21/13	Detroit Rayls	37-12	W
1/27/13	Alma	48-24	W
1/29/13	Hope	33-26	W
2/6/13	Northwestern College	21-23	L
2/11/13	Detroit YMCA	22-23	L
2/13/13	Notre Dame	40-7	W
2/21/13	Hope	58-25	W
2/26/13	St. John's (Toledo)	39-24	W
2/27/13	Buchtel	30-35	L
2/28/13	Denison	18-44	L
3/1/13	St. Mary's (Dayton)	26-28	L
3/8/13	Detroit YMCA	39-9	W

## 1914

(8-4 Overall)

Date	Opponent	MSU-Opp	W/L
1/16/14	Toledo Buckeyes	40-24	W
1/22/14	Lake Forest	30-24	W
1/23/14	Northwestern College	24-44	L
1/24/14	Notre Dame	18-27	L
1/30/14	Detroit Burroughs	29-22	W
2/4/14	Notre Dame	45-22	W
2/14/14	Detroit YMCA	27-29	L
2/19/14	West Va. Wesleyan	38-21	W
2/25/14	St. John's (Toledo)	50-17	W
2/26/14	Toledo Buckeyes	26-25	W
2/27/14	Akron	45-30	W
3/3/14	Detroit YMCA	22-27	L

## 1915

(7-9 Overall)

Date	Opponent	MSU-Opp	W/L
1/9/15	Toledo Buckeyes	23-33	L
1/13/15	Hope	56-20	W
1/15/15	Illinois A.C. (Chicago)	21-22	L
1/22/15	Detroit YMCA	23-14	W
1/23/15	Defiance	54-12	W
1/28/15	Toledo Buckeyes	27-31	L
1/29/15	Ohio Northern	45-16	W
1/30/15	Defiance	30-19	W
2/2/15	Notre Dame	14-13	W
2/6/15	Northwestern College	17-28	L
2/11/15	Northwestern College	22-41	L
2/12/15	Mercury A.C. (Chicago)	20-25	L
2/13/15	Notre Dame	19-24	L
2/18/15	West Va. Wesleyan	31-43	L
2/24/15	Hope	46-28	W
3/2/15	Detroit YMCA	9-21	L

## 1916

(8-8 Overall)

Date	Opponent	MSU-Opp	W/L
1/21/16	Western Michigan	51-21	W
1/4/16	Hope	14-20	L
1/15/16	St. Mary's (Mich.)	29-19	W
1/19/16	Notre Dame	18-19	L
1/20/16	Northwestern College	17-29	L
1/22/16	Illinois A.C. (Chicago)	18-50	L
1/29/16	Kalamazoo	34-27	W

2/2/16	Notre Dame	23-24	L
2/4/16	Hope	21-18	W
2/9/16	Muskingum	39-21	W
2/12/16	Detroit YMCA	27-23	W
2/17/16	Tri-State	30-13	W
2/19/16	Toledo Buckeyes	23-32	L
2/24/16	Toledo Buckeyes	28-22	W
3/3/16	Northwestern College	21-28	L
3/7/16	Detroit YMCA	14-35	L

## GEORGE GAUTHIER

1917-20 \* 41-38 (.519)



George Gauthier was the first alumnus to lead a Michigan State basketball squad. Gauthier played four years (1910-14) for the Aggies' basketball squad and was the

team captain his senior year. He also was the starting quarterback for MAC's football team, leading them to 17 straight victories. Gauthier accepted the assistant athletic director position the year after he graduated which led to his duties as the head basketball coach, where he compiled a career record of 41-38 over four seasons. He also served as head football coach for one season. After 29 games in the 1919-20 season, Gauthier left MAC to serve as recreation director in Bay City, Mich. Gauthier would later go on to Ohio Wesleyan where he served as athletic director and head football coach for 34 years before retiring in 1955. He passed away in 1964 at the age of 74.

## 1917

(11-5 Overall)

Date	Opponent	MSU-Opp	W/L
1/12/17	West Va. Wesleyan	41-22	W
1/19/17	Hope	34-20	W
1/20/17	Alma	47-7	W
1/26/17	Illinois A.C.	39-27	W
1/27/17	Notre Dame	31-25	W
2/1/17	Buffalo	36-17	W
2/3/17	Detroit YMCA	33-26	W
2/8/17	Ohio Northern	53-9	W
2/10/17	Wabash	20-19	W
2/15/17	Illinois A.C.	23-43	L
2/16/17	Northwestern College	16-26	L
2/17/17	Notre Dame	19-33	L
2/23/17	Hope	13-18	L
3/2/17	Northwestern College	28-14	W
3/8/17	Marietta	30-20	W
3/10/17	Detroit YMCA	15-30	L

## 1917-18

(6-10 Overall)

Date	Opponent	MSU-Opp	W/L
12/28/17	Detroit YMCA	13-31	L
1/29/18	Detroit	22-32	L
1/5/18	Grand Rapids YMCA	21-22	L
1/9/18	Ft. Custer Officers	16-27	L
1/11/18	Michigan	13-17	L
1/18/18	Hope	23-33	L
1/19/18	Ft. Custer Officers	24-20	W
1/25/18	St. John's (Toledo)	27-19	W



# YEAR-BY-YEAR RESULTS

1/26/18	Detroit YMCA	20-34	L
2/1/18	<b>Notre Dame</b>	27-12	W
2/7/18	Notre Dame	23-25	L
2/8/18	Northwestern Univ.	16-19	L
2/15/18	<b>Hope</b>	35-10	W
2/23/18	<b>Oberlin</b>	35-20	W
3/2/18	<b>Michigan</b>	25-33	L
3/9/18	<b>Detroit YMCA</b>	23-16	W

3/26/20	Lake Linden Amer. Leg.	60-24	W
3/27/20	Mich. College of Mines	28-26	W

(Note: George Gauthier left after 29 games, posting a 15-14 record. Lyman Frimodig coached the final seven games of the season, going 6-1.)

## LYMAN FRIMODIG

1921-22 \* 30-22 (.577)



Lyman Frimodig was a successful athlete for the Aggies, earning a total of 10 varsity letters as a football, basketball and baseball star, becoming the only person in school

history to earn 10 letters. A freshman coach under George Gauthier, Frimodig took over during the 1920 season when Gauthier left for another job. Frimodig arranged a seven-game trip to the Northern Peninsula, winning six games. He would also serve as head coach for the next two seasons. He remained active in the athletic department after his stint as basketball coach, serving Michigan State for 41 years as assistant athletic director and business manager. He was also known as the unofficial historian of Michigan State athletics, co-authoring *Spartan Saga: A History of Michigan State Athletics*. Frimodig died in 1972 at the age of 80.

## 1919

(9-9 Overall)

Date	Opponent	MSU-Opp	W/L
1/3/19	Holland YMCA	15-21	L
1/4/19	Grand Rapids YMCA	19-17	W
1/8/19	<b>Western Michigan</b>	19-18	W
1/10/19	Detroit Rayls	16-37	L
1/11/19	Oberlin	14-24	L
1/15/19	<b>Kalamazoo</b>	42-20	W
1/17/19	Western Michigan	28-23	W
1/24/19	<b>Ft. Custer Officers</b>	31-13	W
1/30/19	Wabash	19-28	L
1/31/19	DePauw	18-17	W
2/1/19	<b>Notre Dame</b>	32-28	W
2/7/19	<b>Wabash</b>	37-26	W
2/8/19	Hope	18-21	L
2/12/19	<b>DePauw</b>	12-21	L
2/15/19	<b>Michigan</b>	17-19	L
2/22/19	<b>Notre Dame</b>	16-17	L
2/28/19	Michigan	33-24	W
3/1/19	Hope	20-26	L

## 1919-20

(21-15 Overall)

Date	Opponent	MSU-Opp	W/L
12/19/19	Detroit A.C.	11-23	L
12/19/19	Ft. Custer Officers	53-3	W
12/20/19	DeVilbiss College	25-37	L
12/20/19	Muskegon YMCA	21-26	L
12/26/19	AC Spark Plug (Flint)	29-28	W
12/27/19	Holland YMCA	20-18	W
12/31/19	<b>Chicago</b>	25-32	L
1/2/20	<b>Oberlin</b>	36-8	W
1/3/20	Detroit	29-30	L
1/7/20	<b>Central Michigan</b>	29-15	W
1/9/20	Hope	16-21	L
1/10/20	Kalamazoo	39-21	W
1/16/20	Indiana	19-20	L
1/21/20	<b>Kalamazoo</b>	34-15	W
1/24/20	<b>Notre Dame</b>	23-20	W
1/28/20	<b>Chicago YMCA College</b>	33-20	W
1/30/20	Michigan	23-13	W
2/6/20	<b>Wabash</b>	29-27	W
2/9/20	Notre Dame	23-30	L
2/11/20	Creighton	21-22	L
2/12/20	Creighton	18-15	W
2/13/20	Nebraska	28-43	L
2/14/20	Nebraska	20-29	L
2/18/20	<b>DePauw</b>	21-33	L
2/23/20	DePauw	18-31	L
2/24/20	Wabash	16-24	L
2/28/20	<b>Michigan</b>	34-27	W
3/1/20	<b>Creighton</b>	31-24	W
3/6/20	<b>Hope</b>	34-23	W
3/20/20	Alpena Independent	22-11	W
3/21/20	Alger Co. Club	17-14	W
3/23/20	Northern Michigan	43-13	W
3/24/20	Ishpeming Amer. Leg.	24-37	L
3/25/20	Gwinn Club	66-12	W

## 1921

(13-8 Overall)

Date	Opponent	MSU-Opp	W/L
1/8/21	<b>Central Michigan</b>	26-21	W
1/11/21	<b>Kalamazoo</b>	30-18	W
1/14/21	<b>Hope</b>	31-17	W
1/15/21	<b>Western Michigan</b>	22-16	W
1/18/21	<b>Mount Union</b>	40-26	W
1/21/21	DePauw	19-39	L
1/22/21	Notre Dame	23-36	L
1/25/21	Western Michigan	29-19	W
1/27/21	St. John's (Toledo)	20-21	L
1/28/21	Mount Union	30-28	W
1/29/21	Oberlin	21-23	L
2/1/21	<b>Notre Dame</b>	37-25	W
2/5/21	Michigan	24-37	L
2/7/21	<b>DePauw</b>	23-26	L
2/14/21	<b>Michigan Tech</b>	26-18	W
2/19/21	<b>Oberlin</b>	29-37	L
2/22/21	<b>Michigan</b>	10-17	L
2/25/21	Hope	27-23	W
2/26/21	Grand Rapids J.C.	20-11	W
3/2/21	<b>Bethany (WV)</b>	41-18	W
3/3/21	<b>Creighton</b>	27-20	W

## 1921-22

(11-13 Overall)

Date	Opponent	MSU-Opp	W/L
12/10/21	Wisconsin	13-27	L
12/29/21	<b>Carnegie Institute</b>	38-17	W
1/2/22	<b>Albion</b>	33-13	W
1/3/22	<b>Detroit School of Law</b>	56-3	W
1/4/22	<b>Alma</b>	43-17	W
1/6/22	Michigan	26-27	L
1/10/22	<b>Western Michigan</b>	28-20	W

1/14/22	<b>Eastern Michigan</b>	28-22	W
1/19/22	<b>Valparaiso</b>	30-21	W
1/21/22	<b>Kalamazoo</b>	28-39	L
1/25/22	<b>Central Michigan</b>	27-21	W
1/28/22	Oberlin	25-26	L
1/29/22	Ohio Wesleyan	22-25	L
1/31/22	Notre Dame	22-31	L
2/3/22	Creighton	30-41	L
2/4/22	Creighton	21-25	L
2/6/22	Lombard	14-26	L
2/16/22	<b>Notre Dame</b>	30-24	W
2/17/22	<b>Marquette</b>	19-26	L
2/22/22	<b>Michigan</b>	17-19	L
2/24/22	<b>Ohio Wesleyan</b>	17-29	L
2/27/22	<b>Creighton</b>	28-34	L
3/3/22	<b>Hope</b>	29-28	W
3/4/22	<b>Chicago YMCA College</b>	25-21	W

## FRED WALKER

1922-24 \* 20-19 (.513)



Little is known about Fred Walker except that he continued the streak of basketball coaches with winning career records, compiling a two-year mark of 20-19.

## 1922-23

(10-9 Overall)

Date	Opponent	MSU-Opp	W/L
12/9/22	<b>Notre Dame</b>	15-40	L
12/15/22	<b>Western Michigan</b>	8-17	L
12/22/22	<b>Valparaiso</b>	17-21	L
12/30/22	<b>Carnegie Institute</b>	37-29	W
1/3/23	Michigan	11-33	L
1/6/23	<b>St. Ignatius (Clev.)</b>	18-27	L
1/11/23	Victoria	33-10	W
1/13/23	<b>Eastern Michigan</b>	19-17	W
1/20/23	<b>Michigan</b>	13-29	L
1/27/23	<b>Central Michigan</b>	28-13	W
1/30/23	<b>Chicago YMCA College</b>	23-19	W
2/3/23	<b>Kalamazoo</b>	22-24	L
2/9/23	<b>Lake Forest</b>	26-18	W
2/12/23	<b>Armour Institute</b>	27-22	W
2/17/23	<b>Alma</b>	27-21	W
2/21/23	<b>St. Mary's</b>	43-15	W
2/28/23	Notre Dame	22-21	W
3/2/23	<b>St. Ignatius</b>	17-38	L
3/3/23	Oberlin	16-23	L

## 1923-24

(10-10 Overall)

Date	Opponent	MSU-Opp	W/L
12/15/23	<b>Adrian</b>	25-12	W
12/18/23	<b>St. Mary's</b>	31-26	W
12/22/23	Chicago	17-21	L
12/28/23	<b>Detroit Coll. of Law</b>	25-14	W
1/3/24	<b>Hope</b>	22-27	W
1/5/24	<b>Up. Canada Law Sch.</b>	33-26	W
1/7/24	<b>Carleton</b>	12-27	L
1/11/24	Michigan	19-23	L
1/18/24	<b>John Carroll</b>	24-17	W
1/25/24	Notre Dame	18-35	L
1/28/24	Western Michigan	14-29	L

## YEAR-BY-YEAR RESULTS

1/29/24	Central Michigan	21-20	W
2/1/24	Lombard	12-13	L
2/6/24	Michigan	20-31	L
2/12/24	Western Michigan	16-25	L
2/23/24	Detroit	31-17	W
2/26/24	St. Viator	25-27	L
2/29/24	Notre Dame	21-23	L
3/6/24	Valparaiso	22-12	W
3/8/24	Lake Forest	29-19	W

## JOHN KOBBS

1924-26 \* 11-26 (.297)



John Kobbs is well-known as a successful baseball coach for MSC, but he also coached the basketball and hockey squads during his 42-year tenure with the Spartans.

The basketball coach for two seasons, he compiled a career record of 11-26. Before joining the Spartans, he was a star athlete at Hamline University where he earned an astounding 13 varsity letters in four sports: football, baseball, basketball and track. The MSU baseball stadium was named in his honor in 1969. He passed away in 1968 at the age of 69.

## 1924-25

(6-13 Overall)

Date	Opponent	MSU-Opp	W/L
12/10/24	Adrian	42-16	W
12/13/24	Michigan	10-26	L
12/20/24	Chicago	29-15	W
12/22/24	Northwestern	17-26	L
1/10/25	St. Mary's	13-21	L
1/13/25	St. Viator	18-23	L
1/16/25	Notre Dame	14-37	L
1/23/25	Western Michigan	20-21	L
1/30/25	Earlham	24-23	W
1/31/25	Franklin	14-36	L
2/3/25	Hope	19-20	L
2/11/25	Detroit	23-22	W
2/20/25	Franklin	16-28	L
2/25/25	Western Michigan	15-29	L
2/28/25	Oberlin	29-27	W
3/3/25	Notre Dame	10-42	L
3/6/25	John Carroll	14-30	L
3/7/25	Oberlin	16-25	L
3/14/25	MAC Alumni	43-19	W

## 1925-26

(5-13 Overall)

Date	Opponent	MSU-Opp	W/L
12/8/25	Olivet	36-13	W
12/12/25	Adrian	30-14	W
12/19/25	Chicago	28-21	W
12/21/25	Northwestern	13-42	L
1/1/26	Mercer (Ga.)	33-37	L
1/9/26	St. Viator	30-27	W
1/16/26	Michigan	15-38	L
1/22/26	Notre Dame	14-33	L
1/26/26	Detroit	10-16	L
1/30/26	Eastern Michigan	23-35	L
2/2/26	Detroit	22-29	L
2/6/26	Western Michigan	25-30	L

2/11/26	Marquette	25-29	L
2/13/26	Earlham	21-26	L
2/16/26	Notre Dame	25-40	L
2/19/26	Carnegie Institute	27-22	W
2/26/26	Western Michigan	15-38	L
3/6/26	MSC Alumni	38-40	L

## BENJAMIN VanALSTYNE

1928-49 \* 231-163 (.586)



Benjamin VanAlstyne holds many MSU coaching records. Some of these records include longest tenure (22 years) and most winning seasons (17).

He is third in career victories with 231. VanAlstyne was a graduate of Colgate, where he starred in football, baseball and basketball. He came to MSC in 1926 after five seasons at Ohio Wesleyan. VanAlstyne coached MSU's first All-American, Roger Grove, in 1930. Some of his greatest victories included a 27-26 victory over the University of Michigan in 1930 at the dedication of Demonstration Hall, and a 66-50 upset over Kentucky in 1945 that was named "Coca-Cola Upset of the Week." His 47-45 loss to Kentucky in 1948 set the record for the largest crowd in Jenison Field House history. After he finished his coaching career at MSC, VanAlstyne continued as the MSC golf coach, where he was also very successful. He left MSU in 1961 and passed away in 1972 at the age of 72.

## 1926-27

(7-11 Overall)

Date	Opponent	MSU-Opp	W/L
12/8/26	Adrian	33-29	W
12/11/26	Michigan	13-34	L
12/18/26	Chicago	24-33	L
12/20/26	Northwestern	22-34	L
1/8/27	Marquette	35-32	W
1/12/27	Albion	31-37	L
1/14/27	Butler	16-53	L
1/15/27	Concordia	45-25	W
1/19/27	Detroit	30-23	W
1/22/27	Lake Forest	39-30	W
1/22/27	Marquette	12-24	L
1/29/27	Notre Dame	15-36	L
1/31/27	Butler	23-29	L
2/9/27	Hope	46-31	W
2/12/27	Detroit	27-30	L
2/18/27	Pittsburgh	34-36	L
2/23/27	Notre Dame	22-34	L
2/25/27	MSC Alumni	36-24	W

## 1927-28

(11-4 Overall)

Date	Opponent	MSU-Opp	W/L
12/7/27	Adrian	30-25	W
12/10/27	Michigan	23-43	L
1/3/28	Ohio Northern	39-25	W
1/7/28	Hillsdale	58-24	W
1/13/28	Detroit	27-23	W
1/16/28	Coe	35-25	W
1/20/28	Loyola (Chicago)	21-23	L

1/21/28	Marquette	18-21	L
1/28/28	Notre Dame	25-29	L
1/30/28	Hope	36-21	W
2/3/28	Notre Dame	26-16	W
2/8/28	Albion	56-20	W
2/11/28	Kalamazoo	32-24	W
2/17/28	Detroit	17-13	W
2/25/28	Marquette	30-25	W

## 1928-29

(11-5 Overall)

Date	Opponent	MSU-Opp	W/L
12/7/28	Michigan	31-24	W
12/14/28	Hillsdale	47-15	W
1/2/29	Penn State	16-14	W
1/3/29	Cornell	38-24	W
1/7/29	Ohio Wesleyan	28-31	L
1/11/29	Marquette	29-19	W
1/18/29	Detroit	27-13	W
1/23/29	Notre Dame	24-29	L
1/26/29	Kalamazoo	30-22	W
2/1/29	Colgate	35-36	L
2/2/29	Syracuse	17-24	L
2/8/29	Hope	51-18	W
2/15/29	Detroit	40-15	W
2/22/29	Notre Dame	27-28	L
3/1/29	Lake Forest	49-16	W
3/4/29	Marquette	26-15	W

## 1929-30

(12-4 Overall)

Date	Opponent	MSU-Opp	W/L
1/1/30	Syracuse	19-21	L
1/4/30	Ohio Wesleyan	30-14	W
1/9/30	Detroit	26-20	W
1/16/30	Bethany	27-36	L
1/17/30	Carnegie Institute	35-23	W
1/22/30	Notre Dame	28-21	W
1/25/30	Detroit	21-18	W
1/28/30	Hope	55-16	W
1/31/30	Marquette	24-17	W
2/7/30	Kalamazoo	33-12	W
2/11/30	Bethany	36-32	W
2/14/30	Oberlin	24-10	W
2/15/30	Michigan	27-26	W
2/18/30	Notre Dame	17-29	L
2/21/30	Hillsdale	34-28	W
3/1/30	Marquette	14-21	L

## 1930-31

(16-1 Overall)

Date	Opponent	MSU-Opp	W/L
12/5/30	Cincinnati	22-8	W
12/13/30	Michigan	22-32	L
12/29/30	Brigham Young	29-28	W
1/1/31	Ohio Wesleyan	25-17	W
1/9/31	Marquette	19-16	W
1/13/31	Xavier (Ohio)	32-19	W
1/16/31	Colgate	41-31	W
1/17/31	Colgate	50-30	W
1/23/31	Kalamazoo	46-10	W
1/27/31	Central State	31-18	W
1/30/31	Western Reserve	25-24	W
1/31/31	Oberlin	33-22	W
2/6/31	Alma	42-20	W
2/10/31	Detroit	34-16	W
2/14/31	Loyola (Chicago)	24-16	W
2/21/31	Detroit	16-11	W
2/28/31	Marquette	24-21	W

# YEAR-BY-YEAR RESULTS



## 1931-32

(12-5 Overall)

Date	Opponent	MSU-Opp	W/L
12/3/31	Alma	39-12	W
12/12/31	Michigan	5-27	L
1/1/32	Ohio	29-15	W
1/2/32	Cornell	29-26	W
1/8/32	Western Reserve	17-15	W
1/9/32	Notre Dame	25-28	L
1/15/32	Xavier	22-20	W
1/19/32	Detroit	22-13	W
1/29/32	Colgate	30-21	W
1/30/32	Colgate	29-28	W
2/6/32	Kalamazoo	17-9	W
2/13/32	Michigan	14-13	W
2/15/32	Marquette	25-23	W
2/17/32	Detroit	35-34	W
2/20/32	Xavier	24-31	L
2/23/32	Notre Dame	20-28	L
2/25/32	Marquette	18-43	L

## 1932-33

(10-7 Overall)

Date	Opponent	MSU-Opp	W/L
12/3/32	Albion	31-29	W
12/10/32	Michigan	20-17	W
12/30/32	Wisconsin	16-26	L
1/3/33	Syracuse	23-16	W
1/9/33	Notre Dame	19-34	L
1/12/33	Marquette	28-32	L
1/16/33	Buffalo	29-18	W
1/17/33	Colgate	40-26	W
1/21/33	Olivet	35-13	W
1/27/33	Xavier	19-16	W
1/28/33	Mieji U. (Japan)	63-15	W
2/4/33	Kalamazoo	29-12	W
2/11/33	Michigan	16-28	L
2/15/33	Detroit	30-28	W
2/18/33	Detroit	16-27	L
2/24/33	Notre Dame	25-30	L
2/25/33	Marquette	21-28	L

## 1933-34

(12-5 Overall)

Date	Opponent	MSU-Opp	W/L
12/4/33	Olivet	23-16	W
12/9/33	Michigan	26-25	W
1/2/34	Mississippi State	35-25	W
1/6/34	Notre Dame	33-34	L
1/12/34	Buffalo	37-30	W
1/13/34	Syracuse	21-27	L
1/18/34	Marquette	24-26	L
1/22/34	Eastern Michigan	34-27	W
1/26/34	Central Michigan	32-27	W
2/3/34	Loyola (Chicago)	36-15	W
2/5/34	Wisconsin	23-22	W
2/10/34	Michigan	33-26	W
2/14/34	Detroit	27-20	W
2/17/34	Detroit	28-22	W
2/21/34	Notre Dame	19-28	L
2/23/34	Marquette	16-40	L
2/24/34	Loyola (Chicago)	22-20	W

## 1934-35

(14-0 Overall)

Date	Opponent	MSU-Opp	W/L
12/1/34	Central Michigan	43-14	W
12/5/34	Kalamazoo	30-25	W
12/15/34	Michigan	25-31	L
12/22/34	Northwestern	26-39	L
12/24/34	Loyola (Chicago)	26-19	W
12/27/34	Stanford	25-18	W
12/31/34	Wisconsin	21-23	L
1/4/35	Wayne State	31-17	W
1/8/35	Eastern Michigan	35-14	W
1/12/35	Western Reserve	34-33	W
1/17/35	Marquette	30-29	W
1/21/35	Hillsdale	45-24	W
1/24/35	Eastern Michigan	53-28	W
1/26/35	Wayne State	37-20	W
2/4/35	Western Reserve	36-17	W
2/9/35	Michigan	30-28	W
2/13/35	Kentucky	32-26	W
2/18/35	Marquette	17-20	L

## 1935-36

(8-9 Overall)

Date	Opponent	MSU-Opp	W/L
12/2/35	Albion	36-28	W
12/6/35	Wisconsin	21-26	L
12/14/35	Michigan	24-35	L
12/21/35	Northwestern	25-29	L
12/30/35	West Virginia	25-24	W
1/1/36	Syracuse	34-38	L
1/3/36	Temple	24-47	L
1/8/36	Kalamazoo	32-14	W
1/10/36	Loyola (Chicago)	32-20	W
1/17/36	Marquette	20-21	L
1/18/36	Marquette	35-31	W
1/21/36	Kentucky	19-27	L
1/25/36	Eastern Michigan	37-24	W
1/29/36	Eastern Michigan	18-15	W
2/1/36	Butler	21-24	L
2/15/36	Michigan	23-41	L
2/22/36	Marquette	29-28	W

## 1936-37

(5-12 Overall)

Date	Opponent	MSU-Opp	W/L
12/9/36	Albion	32-22	W
12/12/36	Michigan	21-34	L
1/2/37	Kentucky	21-28	L
1/6/37	Kalamazoo	39-18	W
1/8/37	Case	34-38	L
1/9/37	Geneva	42-41	W
1/14/37	Kentucky	24-23	W
1/16/37	Marquette	25-32	L
1/19/37	Syracuse	36-30	W
1/23/37	Northwestern	29-44	L
1/26/37	Hawaiian All-Stars	24-25	L
1/29/37	Hope	21-25	L
2/6/37	Wisconsin	17-22	L
2/8/37	Butler	21-27	L
2/13/37	Michigan	31-38	L
2/16/37	DePaul	21-23	L
2/20/37	Marquette	26-31	L

## 1937-38

(9-8 Overall)

Date	Opponent	MSU-Opp	W/L
12/9/37	Hope	51-27	W
12/11/37	Michigan	40-43	L
12/22/37	Iowa	52-37	W
12/30/37	Missouri	43-33	W
1/1/38	Case	48-34	W
1/5/38	California	29-31	L
1/8/38	Kentucky	43-38	W
1/11/38	Hawaiian All-Stars	55-31	W
1/14/38	Buffalo	65-35	W
1/15/38	Syracuse	46-59	L
1/22/38	Marquette	24-41	L
1/28/38	Butler	21-15	W
2/5/38	Wisconsin	27-30	L
2/7/38	Kentucky	27-44	L
2/12/38	Michigan	41-35	W
2/19/38	Marquette	26-40	L
2/21/38	Notre Dame	32-48	L

## 1938-39

(9-8 Overall)

Date	Opponent	MSU-Opp	W/L
12/7/38	Kalamazoo	36-26	W
12/10/38	Michigan	34-41	L
12/17/38	Oberlin	58-23	W
12/28/38	Penn State	35-21	W
12/31/38	Indiana	33-37	L
1/2/39	Loyola (Chicago)	44-46	L
1/7/39	Central Michigan	29-24	W
1/14/39	Western Reserve	36-21	W
1/21/39	Butler	33-34	L
1/23/39	Tennessee	35-31	W
1/28/39	Butler	39-29	W
2/4/39	Wisconsin	37-39	L
2/11/39	Michigan	25-30	L
2/13/39	Marquette	35-29	W
2/15/39	Temple	29-25	W
2/20/39	Marquette	36-38	L
2/24/39	Wayne State	33-40	L

## 1939-40

(14-6 Overall)

Date	Opponent	MSU-Opp	W/L
12/4/39	Kalamazoo	42-22	W
12/9/39	Michigan	27-33	L
12/16/39	Washington State	52-44	W
12/18/39	Creighton	32-30	W
12/19/39	Creighton	38-21	W
12/22/39	California	37-41	L
12/27/39	Oregon State	33-38	L
12/28/39	Oregon State	36-26	W
1/1/40	Loyola (Chicago)	30-22	W
1/6/40	*Tennessee	29-20	W
1/8/40	Syracuse	31-29	W
1/15/40	Marquette	48-19	W
1/20/40	Michigan	27-32	L
1/26/40	Long Island	25-34	L
1/27/40	Temple	40-42	L
1/29/40	Baltimore	39-28	W
2/3/40	Wisconsin	48-41	W
2/14/40	Wayne State	46-29	W
2/24/40	Marquette	21-17	W
3/1/40	Temple	44-28	W

\* First game played at Jenison Field House



## YEAR-BY-YEAR RESULTS

## 1940-41

(11-6 Overall)

Date	Opponent	MSU-Opp	W/L
12/27/40	Kalamazoo	48-29	W
12/27/40	Michigan	14-42	L
12/21/40	Ohio State	46-38	W
12/23/40	Iowa	34-40	L
12/30/40	Creighton	29-37	L
12/31/40	Creighton	34-29	W
1/4/41	Long Island	31-26	W
1/6/41	Temple	37-35	W
1/10/41	Marquette	25-18	W
1/13/41	Temple	23-22	W
1/18/41	West Virginia	44-35	W
1/25/41	Notre Dame	39-46	L
2/8/41	West Virginia	31-40	L
2/12/41	Michigan	35-32	W
2/19/41	Long Island	23-24	L
2/22/41	Marquette	37-36	W
3/1/41	Notre Dame	44-35	W

## 1941-42

(15-6 Overall)

Date	Opponent	MSU-Opp	W/L
12/27/41	Ft. Custer Officers	50-29	W
12/8/41	Central Michigan	29-23	W
12/13/41	Michigan	20-37	L
12/20/41	South Carolina	41-29	W
12/24/41	Harvard	39-28	W
12/27/41	Syracuse	33-31	W
12/29/41	Rochester	27-28	L
1/2/42	Washington	42-45	L
1/6/42	Great Lakes N.T.S.	33-31	W
1/10/42	Western Reserve	51-22	W
1/16/42	Marquette	51-40	W
1/22/42	Cincinnati	37-30	W
1/24/42	Notre Dame	49-52	L
1/26/42	Butler	40-39	W
1/31/42	Detroit	32-28	W
2/6/42	Cincinnati	36-30	W
2/7/42	Butler	36-38	L
2/11/42	Michigan	57-34	W
2/16/42	Detroit	37-39	L
2/21/42	Marquette	47-45	W
2/28/42	Notre Dame	46-43	W

## 1942-43

(2-14 Overall)

Date	Opponent	MSU-Opp	W/L
12/27/42	Michigan	31-36	L
12/29/42	Oregon State	29-33	L
1/1/43	Harvard	28-31	L
1/4/43	Michigan	26-29	L
1/9/43	Great Lakes N.T.S.	34-38	L
1/11/43	Marquette	32-41	L
1/13/43	Minnesota	32-46	L
1/19/43	Dearborn N.T.S.	55-24	W
1/23/43	DePaul	37-45	L
1/29/43	Camp Grant	31-39	L
2/4/43	Romulus A.A.B.	69-27	W
2/6/43	Notre Dame	34-45	L
2/11/43	Great Lakes N.T.S.	39-56	L
2/15/43	Marquette	36-47	L
2/20/43	Camp Grant	31-43	L
2/27/43	Notre Dame	42-45	L

## 1943-44

Season suspended because of World War II

## 1944-45

(9-7 Overall)

Date	Opponent	MSU-Opp	W/L
12/27/44	Drake	44-36	W
12/9/44	Ohio State	31-58	L
12/28/44	Ohio State	31-67	L
12/30/44	Iowa	29-66	L
1/6/45	Cincinnati	37-39	L
1/8/45	Albion	72-36	W
1/12/45	Cincinnati	50-54	L
1/13/45	Kentucky	35-66	L
1/18/45	Eastern Michigan	75-31	W
1/20/45	Wayne State	47-38	W
1/22/45	Albion	58-38	W
1/27/45	*Temple	47-64	L
2/5/45	Kentucky	66-50	W
2/14/45	Detroit	53-29	W
2/19/45	Kalamazoo	81-26	W
2/24/45	Detroit	62-38	W

\* at Buffalo, N.Y.

## 1945-46

(12-9 Overall)

Date	Opponent	MSU-Opp	W/L
12/1/45	Michigan	39-47	L
12/5/45	Great Lakes N.T.S.	49-53	L
12/24/45	Minnesota	50-48	W
12/27/45	Ohio State	42-62	L
1/2/46	Syracuse	76-48	W
1/5/46	Cincinnati	69-38	W
1/7/46	Michigan	49-36	W
1/12/46	Kentucky	44-55	L
1/15/46	Wayne State	43-37	W
1/18/46	DePaul	52-58	L
1/23/46	Detroit	40-38	W
1/31/46	Notre Dame	57-62	L
2/2/46	Kentucky	51-59	L
2/4/46	Cincinnati	69-39	W
2/7/46	Wayne State	46-45	W
2/9/46	Detroit	58-46	W
2/11/46	Great Lakes N.T.S.	58-59	L
2/16/46	Ohio State	64-41	W
2/20/46	Notre Dame	54-56	L
2/23/46	Wisconsin	59-48	W
3/1/46	Wisconsin	56-52	W

## 1946-47

(11-10 Overall)

Date	Opponent	MSU-Opp	W/L
12/7/46	Michigan	29-51	L
12/20/46	Stanford	57-45	W
12/28/46	Wayne State	52-25	W
12/31/46	Syracuse	61-57	ot W
1/2/47	Arizona	43-45	L
1/4/47	Georgia Tech	62-52	W
1/6/47	Marquette	53-51	W
1/11/47	Detroit	52-44	W
1/14/47	Notre Dame	56-74	L
1/18/47	Minnesota	59-73	L
1/20/47	Wisconsin	48-58	L
1/25/47	DePaul	45-52	L
1/27/47	Kentucky	36-86	L
2/1/47	Wayne State	49-36	W
2/3/47	Marquette	56-55	W
2/8/47	Notre Dame	54-70	L
2/11/47	Virginia	51-46	W
2/15/47	Ohio State	46-58	L
2/19/47	Detroit	55-48	W
2/22/47	Boston College	70-49	W
3/1/47	Michigan	47-59	L

## 1947-48

(12-10 Overall)

Date	Opponent	MSU-Opp	W/L
12/18/47	Michigan	43-38	W
12/20/47	Purdue	48-50	L
12/23/47	Indiana	64-60	W
12/27/47	Wayne State	57-55	W
12/29/47	Harvard	53-47	ot W
1/3/48	Washington (St. Louis)	46-45	W
1/5/48	Missouri	44-46	L
1/10/48	Kentucky	45-47	L
1/13/48	Marquette	57-54	W
1/17/48	Western Reserve	65-57	W
1/20/48	Detroit	52-34	W
1/24/48	DePaul	42-52	L
1/26/48	Detroit	66-31	W
1/31/48	Minnesota	63-69	L
2/3/48	DePaul	49-63	L
2/9/48	Wisconsin	39-51	L
2/14/48	Marquette	53-48	W
2/17/48	Notre Dame	44-51	L
2/21/48	Ohio State	50-72	L
2/24/48	Notre Dame	54-50	W
2/28/48	Wayne State	63-49	W
3/6/48	Michigan	28-69	L

## 1948-49

(9-12 Overall)

Date	Opponent	MSU-Opp	W/L
11/27/48	Alma	46-33	W
11/27/48	Hillsdale	53-43	W
12/4/48	Michigan	33-66	L
12/6/48	Indiana	36-48	L
12/18/48	Iowa	49-43	W
12/20/48	Cornell	45-56	L
12/29/48	Mississippi State	74-28	W
1/7/49	Marquette	48-68	L
1/10/49	Detroit	66-49	W
1/14/49	Western Reserve	44-43	W
1/17/49	Detroit	34-35	L
1/22/49	Wayne State	37-35	2ot W
1/27/49	Wayne State	63-48	W
1/31/49	Michigan	38-49	L
2/3/49	Notre Dame	47-63	L
2/5/49	Marquette	42-59	L
2/12/49	Purdue	48-66	L
2/19/49	Virginia	62-43	W
2/21/49	Minnesota (-/6)	47-57	L
2/23/49	Notre Dame	41-43	L
2/28/49	Ohio State (-/18)	51-70	L

## ALTON KIRCHER

1949-50 \* 4-18 (.182)



Alton Kircher took over the head coaching position from coach Ben VanAlstyne after six seasons as an assistant. He coached for only one season, posting a 4-18 mark.

Kircher was one of MSC's greatest all-around athletes, serving as the starting quarterback on the football team, captain of the basketball team and playing on the baseball team. He would later coach at Washington State.



# YEAR-BY-YEAR RESULTS



## 1949-50

(4-18 Overall)

Date	Opponent	MSU-Opp	W/L
12/3/49	Michigan	49-52	L
12/5/49	Iowa	53-73	L
12/10/49	Indiana	58-73	L
12/17/49	Missouri	54-73	L
12/22/49	Georgia Tech	60-68	L
12/23/49	Northwestern	46-68	L
12/28/49	*Harvard	57-68	L
12/29/49	*Cornell	61-54	W
1/2/50	Indiana	50-60	L
1/7/50	Notre Dame	65-76	L
1/9/50	Detroit	55-66	L
1/13/50	Marquette	81-64	W
1/18/50	Notre Dame	65-71	L
1/23/50	Minnesota (-/16)	56-73	L
1/28/50	Western Reserve	54-57	L
2/4/50	Purdue	53-69	L
2/6/50	Wisconsin (-/17)	47-66	L
2/11/50	Ohio State (-/4)	43-87	L
2/14/50	Detroit	57-54	W
2/17/50	Wayne State	68-44	W
2/20/50	Michigan	53-70	L
2/25/50	Marquette	58-75	L

\* Holiday Tournament (East Lansing)

## PETE NEWELL

1950-54 \* 45-42 (.517)



Pete Newell came to Michigan State College in 1950 with the challenge of leading the Spartans into the world of Big Ten Basketball. In Newell's first season at MSC,

he led the Spartans to a victory in their first Big Ten game, a 67-62 win over Northwestern. Born in Vancouver, British Columbia, in 1915, Newell was a star center and baseball player at Loyola University in Los Angeles. After five years in the military, Newell took a head coaching job at the University of San Francisco where he led his 1949 squad to a National Invitational Tournament title. His 1951-52 MSU squad was the first Spartan team to be ranked in The Associated Press poll, and also registered a win over No. 14 Notre Dame, the first win over a ranked opponent in school history. One of his biggest wins was a 1952 defeat of No.2-ranked Kansas State. His best season was in 1952-53, when he led MSC to a third-place conference finish. After four seasons and an overall record of 45-42, Newell headed west to coach the University of California, where he won a national title in 1959. A year later, he led a group of college all-stars to the gold medal in the 1960 Rome Olympics, becoming the first coach to win NIT, NCAA and Olympic Championships. In 1979 he was inducted into the Basketball Hall of Fame. After coaching, he remained active by hosting the Big Man Camp during the summer and consulting for different pro teams. He passed away in 2008 at the age of 93.

## 1950-51

(10-11 Overall; 5-9 - 7th Big Ten)

Date	Opponent	MSU-Opp	W/L
12/2/50	Wayne State	51-50	W
12/5/50	Detroit	45-31	W
12/19/50	Marquette	74-42	W
12/29/50	*Penn State	51-44	W
12/30/50	*Princeton	46-52	L
1/6/51	#Northwestern	67-62	W
1/8/51	Wisconsin	52-53	L
1/13/51	Indiana	37-47	L
1/15/51	Iowa	42-46	L
1/20/51	Michigan	49-36	W
1/25/51	Notre Dame	60-43	W
1/27/51	Ohio State	49-58	L
1/29/51	Purdue	55-59 ot	L
2/5/51	Minnesota	50-44	W
2/12/51	Northwestern	52-48	W
2/17/51	Michigan	43-32	W
2/19/51	Notre Dame	46-56	L
2/24/51	Wisconsin	29-35	L
2/26/51	Minnesota	39-55	L
3/3/51	Iowa	52-66	L
3/5/51	Illinois (-/6)	43-49	L

\* Holiday Tournament (East Lansing)

# First Big Ten game for MSU

## 1951-52

(13-9 Overall; 6-8 - T-5th Big Ten)

Date	Opponent	MSU-Opp	W/L
12/1/51	Wayne State	52-43	W
12/13/51	Denver	50-48	W
12/15/51	Marquette	53-47	W
12/18/51	Detroit	52-47	W
12/28/51	*Dartmouth	47-42	W
12/29/51	*Princeton	52-46	W
1/2/52	Notre Dame (20/14)	66-52	W
1/5/52	Iowa (20/-)	60-61	L
1/7/52	Northwestern (20/-)	82-49	W
1/12/52	Minnesota (19/-)	49-55	L
1/15/52	Notre Dame	48-56	L
1/19/52	Michigan	36-50	L
1/21/52	Wisconsin	50-39	W
1/26/52	Purdue	56-47	W
2/2/52	Northwestern	76-86	L
2/9/52	Ohio State	70-52	W
2/11/52	Illinois	62-84	L
2/16/52	Wisconsin	57-55	W
2/18/52	Minnesota	58-60	L
2/25/52	Iowa	52-64	L
3/1/52	Michigan	80-59	W
3/3/52	Indiana	67-70	L

\* Holiday Tournament (East Lansing)

## 1952-53

(13-9 Overall; 11-7 - T-3rd Big Ten)

Date	Opponent	MSU-Opp	W/L
12/6/52	Marquette	62-51	W
12/19/52	*UCLA (-/12)	55-60	L
12/20/52	*Kansas State (-/2)	80-63	W
12/27/52	Northwestern	52-47	W
12/30/52	Minnesota (-/9)	47-64	L
1/3/53	Ohio State	68-57	W
1/5/53	Indiana (-/12)	62-69	L
1/10/53	Iowa	68-61	W
1/17/53	Michigan	66-64	W
1/19/53	Illinois (-/4)	64-76	L
1/24/53	Northwestern	76-63	W

1/31/53	Minnesota	64-60	W
2/7/53	Ohio State	62-73	L
2/9/53	Iowa	60-48	W
2/14/53	Indiana (-/2)	50-65	L
2/16/53	Notre Dame	64-72	L
2/21/53	Purdue	68-57	W
2/23/53	Wisconsin	53-45	W
2/28/53	Purdue	77-72	W
3/2/53	Illinois (-/10)	53-66	L
3/7/53	Michigan	55-52	W
3/9/53	Wisconsin	51-58	L

\* Holiday Tournament (East Lansing)

## 1953-54

(9-13 Overall; 4-10 - 8th Big Ten)

Date	Opponent	MSU-Opp	W/L
12/5/53	Creighton	88-51	W
12/17/53	Marquette	65-60	W
12/19/53	USC	81-63	W
12/22/53	Pittsburgh	83-51	W
12/30/53	USC	73-75	L
12/31/53	UCLA (-/14)	57-67	L
1/4/54	Iowa	63-73	L
1/5/54	Kansas State	78-63	W
1/9/54	Illinois (-/15)	60-59	W
1/16/54	Michigan	62-64	L
1/18/54	Wisconsin	53-57	L
1/23/54	Ohio State	83-76	W
1/30/54	Minnesota (-/8)	71-79	L
2/1/54	Northwestern	65-62	W
2/6/54	Indiana (-/3)	74-79	L
2/9/54	Notre Dame	71-74	L
2/13/54	Purdue	50-64	L
2/20/54	Indiana (-/3)	61-63	L
2/22/54	Northwestern	71-80	L
2/27/54	Iowa (-/20)	48-60	L
3/1/54	Wisconsin	56-79	L
3/6/54	Michigan	76-61	W

## FORREST ANDERSON

1954-65 \* 125-124 (.502)



Forrest Anderson led MSU to its first two Big Ten titles in 1956-57 and 1958-59. A native of Gary, Ind., Anderson starred at Stanford, earning a spot in the school's

Hall of Fame. He coached at Drake and Bradley before coming to MSC. From 1954-59, he led the Spartans to a record of 77-38, 46-24 in the Big Ten, including two conference championships, led by stars like Julius McCoy, Johnny Green, Jack Quiggle, and Horace Walker. In 1957, he led MSU to its first Final Four appearance, beating powerhouse Kentucky along the way. Two years later, he led the Spartans to the Midwest Regional Finals. His 1963-64 squad set school records for highest scoring average, most 100-point games and second-highest scoring game, a 118-100 victory over Oklahoma. When Anderson's stint at MSU came to an end in 1965, he became a scout in the NBA. Anderson holds the distinction of being the first coach in NCAA history to take two different teams to the Final Four.

## YEAR-BY-YEAR RESULTS

## 1954-55

(13-9 Overall; 8-5 - 4th Big Ten)

Date	Opponent	MSU-Opp	W/L
12/1/54	Marquette	91-72	W
12/4/54	Detroit	78-84	L
12/17/54	Princeton	79-67	W
12/18/54	Pennsylvania	67-73	L
12/22/54	DePaul	75-76	L
12/30/54	Penn State	85-74	W
1/3/55	Ohio State (-20)	76-83	L
1/8/55	Wisconsin	94-77	W
1/10/55	Iowa (-14)	81-94	L
1/15/55	Michigan	84-82	W
1/17/55	Indiana	79-88	L
1/22/55	Minnesota (-14)	87-75	W
1/29/55	DePaul	88-72	W
1/31/55	Purdue	79-72	W
2/5/55	Wisconsin	73-70	W
2/7/55	Notre Dame	93-79	W
2/12/55	Northwestern	54-56	L
2/14/55	Illinois (-10)	72-90	L
2/19/55	Iowa (-15)	69-78	L
2/21/55	Northwestern	71-69	W
2/28/55	Indiana	93-77	W
3/5/55	Michigan	83-68	W

## 1955-56

(13-9 Overall; 7-7 - 5th Big Ten)

Date	Opponent	MSU-Opp	W/L
12/13/55	Southern Illinois	99-71	W
12/17/55	Pittsburgh	82-81	W
12/21/55	Notre Dame	84-78	W
12/23/55	Wyoming	72-62	W
12/29/55	*Maryland (16/-)	95-75	W
12/30/55	*George Wash. (16/12)	62-65	L
1/2/56	Illinois (16/9)	65-73	L
1/7/56	Iowa (20/-)	65-64	W
1/14/56	Purdue	62-66	L
1/16/56	Indiana (-12)	70-79	L
1/21/56	Minnesota	80-69	W
1/28/56	Ohio State	94-91	W
2/1/56	Detroit	85-78	W
2/6/56	Michigan	86-76	W
2/8/56	Marquette	81-90	L
2/13/56	Minnesota	73-77	L
2/18/56	Illinois (-13)	76-96	L
2/20/56	Northwestern	96-93	W
2/25/56	Purdue	56-63	L
2/27/56	Wisconsin	89-82	W
3/3/56	Ohio State	84-96	L
3/5/56	Michigan	76-75	W

\* Maryland Tournament (College Park, Md. - 2nd Place)

## 1956-57

NCAA Final Four  
Big Ten Champions  
#11 AP/#7 UPI

(16-10 Overall; 10-4 - T-1st Big Ten)

Date	Opponent	MSU-Opp	W/L
12/1/56	Iowa State	53-60	L
12/8/56	Brigham Young	79-61	W
12/17/56	Butler	79-83	L
12/22/56	Marquette	92-65	W
12/27/56	*Nebraska	79-65	W
12/28/56	*Colorado	87-90	L
12/29/56	*Oklahoma	76-74	W
1/5/57	Purdue	71-72	L

1/1/57	Michigan	69-70	L
1/15/57	Notre Dame	76-86	L
1/19/57	Ohio State (-17)	51-70	L
1/26/57	Minnesota	72-59	W
1/28/57	Ohio State (-12)	73-64	W
2/2/57	Northwestern	77-63	W
2/9/57	Illinois (-15)	70-64	W
2/11/57	Purdue (-17)	68-66	W
2/16/57	Iowa	77-67	W
2/18/57	Illinois (-16)	89-83	W
2/23/57	Minnesota	70-65	W
2/25/57	Wisconsin	78-62	W
3/2/57	Indiana (-10)	76-61	W
3/4/57	Michigan	72-81	L
3/15/57	**Notre Dame (11/17)	85-83	W
3/16/57	**Kentucky (11/3)	80-68	W
3/22/57	**North Carolina (11/1)	70-74	3ot L
3/23/57	***San Francisco (11/-)	60-67	L

\* Big Seven Classic (Kansas City, Mo. - 6th place)

\*\* NCAA Tournament (Lexington, Ky.)

\*\*\* NCAA Final Four (Kansas City, Mo.)

## 1957-58

(16-6 Overall; 9-5 - 3rd Big Ten)

Date	Opponent	MSU-Opp	W/L
12/2/57	Butler (7/-)	74-55	W
12/6/57	Detroit (7/-)	71-59	W
12/14/57	Colorado (9/-)	84-44	W
12/21/57	Notre Dame (8/-)	79-72	W
12/23/57	Iowa State (8/-)	57-51	W
12/27/57	*UCLA (8/-)	63-61	W
12/28/57	*USC (8/-)	77-67	W
12/30/57	Washington (8/-)	69-71	L
1/4/58	Ohio State (8/-)	56-70	L
1/11/58	Purdue (14/-)	84-75	W
1/18/58	Northwestern (18/-)	83-78	W
1/20/58	Wisconsin (18/-)	52-66	L
1/25/58	Northwestern (15/-)	74-60	W
2/1/58	Minnesota (15/-)	88-64	W
2/8/58	Indiana (15/-)	79-82	L
2/10/58	Iowa (15/-)	90-84	W
2/15/58	Illinois (19/-)	69-56	W
2/17/58	Michigan (19/-)	79-69	W
2/22/58	Wisconsin (12/-)	93-59	W
2/24/58	Purdue (12/-)	70-72	L
3/1/58	Iowa (15/-)	83-65	W
3/8/58	Indiana (12/-)	72-75	L

\* Holiday Tournament (Los Angeles, Calif.)

## 1958-59

NCAA Tournament  
Big Ten Champions  
#7 AP/#3 UPI

(19-4 Overall; 12-2 - 1st Big Ten)

Date	Opponent	MSU-Opp	W/L
12/6/58	Detroit (15/-)	88-51	W
12/8/58	Butler (15/-)	72-46	W
12/17/58	Notre Dame (11/-)	74-56	W
12/20/58	Nebraska (11/-)	80-55	W
12/29/58	*Duke (9/-)	82-57	W
1/30/58	*North Carolina (7/4)	75-58	W
12/31/58	*North Carolina St. (7/5)	61-70	L
1/3/59	Indiana (7/-)	79-77	W
1/5/59	Iowa (7/-)	68-80	L
1/10/59	Illinois (5/20)	97-96	W
1/17/59	MSU Alumni	63-56	W
1/19/59	Ohio State (8/-)	92-77	W
1/24/59	Minnesota (8/-)	82-76	W

1/31/59	Northwestern (8/-)	81-72	W
2/2/59	Wisconsin (8/-)	88-57	W
2/7/59	Purdue (7/-)	81-85	L
2/14/59	Michigan (12/-)	103-91	W
2/16/59	Northwestern (12/-)	71-68	W
2/21/59	Purdue (9/20)	94-87	W
2/28/59	Indiana (8/-)	86-82	W
3/2/59	Wisconsin (6/-)	93-73	W
3/7/59	Iowa (6/-)	84-74	W
3/13/59	**Marquette (7/20)	74-69	W
3/14/59	**Louisville (7/-)	81-88	L

\*\* Dixie Classic (Raleigh, N.C. - 2nd place)

\*\* NCAA Tournament (Raleigh, N.C.)

## 1959-60

(10-11 Overall; 5-9 - 8th Big Ten)

Date	Opponent	MSU-Opp	W/L
12/3/59	Bowling Green (11/-)	96-67	W
12/5/59	Notre Dame (11/-)	61-56	W
12/17/59	Nebraska (11/-)	82-80	W
12/19/59	Wyoming (11/-)	82-72	W
12/21/59	Brigham Young (11/-)	75-79	L
12/23/59	California (11/4)	60-71	L
12/28/59	Butler (11/-)	85-80	W
1/2/60	Wisconsin	91-79	W
1/9/60	Michigan	89-58	W
1/11/60	Iowa	79-92	L
1/16/60	Illinois (-14)	88-96	L
1/23/60	Iowa (-15)	90-80	W
1/30/60	Ohio State (-5)	79-111	L
2/1/60	Minnesota	84-63	W
2/6/60	Purdue	65-68	L
2/8/60	Illinois (-19)	78-77	L
2/13/60	Minnesota	73-82	L
2/20/60	Ohio State (-14)	83-84	L
2/22/60	Northwestern	69-71	L
2/27/60	Michigan	65-72	L
3/5/60	Indiana (-12)	80-86	L

## 1960-61

(7-17 Overall; 3-11 - 9th Big Ten)

Date	Opponent	MSU-Opp	W/L
12/3/60	Butler	77-71	W
12/5/60	Bowling Green	70-67	W
12/16/60	Kansas (-16)	69-93	L
12/17/60	Kansas State (-20)	82-104	L
12/22/60	Iowa State	92-81	W
12/28/60	*UCLA (-16)	61-98	L
12/29/60	*Stanford	80-81	2ot L
12/30/60	*Minnesota	77-83	L
1/7/61	Wisconsin	71-74	L
1/9/61	Indiana	55-79	L
1/14/61	Iowa (-6)	72-86	L
1/16/61	Michigan	81-69	W
1/21/61	Northwestern	62-77	L
1/23/61	Minnesota	70-89	L
1/30/61	Illinois	92-93	L
2/4/61	Northern Michigan	71-79	W
2/5/61	Notre Dame	89-74	W
2/11/61	Ohio State (-1)	62-83	L
2/13/61	Michigan	67-78	L
2/18/61	Minnesota	72-75	L
2/20/61	Illinois	90-80	W
2/25/61	Purdue	74-85	L
3/4/61	Ohio State (-1)	83-91	L
3/6/61	Iowa (-16)	74-84	W

\* Los Angeles Classic (Los Angeles, Calif. - 8th place)



# YEAR-BY-YEAR RESULTS

## 1961-62

(8-14 Overall; 3-11 - T-9th Big Ten)

Date	Opponent	MSU-Opp	W/L
12/2/61	Northern Michigan	75-59	W
12/9/61	Tulsa	90-70	W
12/16/61	Notre Dame	72-73	L
12/18/61	South Carolina	99-91	W
12/23/61	Butler	77-72	W
12/28/61	*Oregon	59-71	L
12/29/61	*Portland	74-60	W
12/30/61	*California	72-85	L
1/6/62	Indiana	71-76	L
1/8/62	Wisconsin	78-83	L
1/13/62	Illinois	65-66	L
1/15/62	Purdue	74-89	L
1/20/62	Michigan	80-74	W
1/22/62	Minnesota	84-79	W
1/27/62	Northwestern	70-71	L
2/3/62	Purdue	64-86	L
2/10/62	Wisconsin	72-77	L
2/17/62	Ohio State (-1)	72-80	L
2/19/62	Iowa	51-59	L
2/24/62	Indiana	97-85	W
2/26/62	Northwestern	64-71	L
3/3/62	Minnesota	91-98	L

\* Far West Classic (Portland, Ore. - 6th place)

## 1962-63

(4-16 Overall; 3-11 - 9th Big Ten)

Date	Opponent	MSU-Opp	W/L
12/1/62	Kansas State	56-66	L
12/4/62	Notre Dame	85-92	L
12/8/62	Kansas	81-62	W
12/19/62	Wichita	69-80	L
12/21/62	Utah	79-88	L
12/22/62	Utah State	87-102	L
1/5/63	Indiana	84-96	L
1/12/63	Wisconsin	75-68	W
1/19/63	Northwestern	80-68	W
1/21/63	Iowa	59-60	L
1/26/63	Minnesota	61-59	W
2/2/63	Michigan	71-72	L
2/4/63	Purdue	81-103	L
2/9/63	Illinois (-/4)	86-91	L
2/16/63	Minnesota	70-75	L
2/18/63	Ohio State (-/8)	77-87	L
2/23/63	Indiana	94-113	L
3/2/63	Wisconsin	89-92 ot	L
3/4/63	Purdue	93-94	L
3/9/63	Northwestern	83-100	L

## 1963-64

(14-10 Overall; 8-6 - T-4th Big Ten)

Date	Opponent	MSU-Opp	W/L
11/30/63	Northern Michigan	109-86	W
12/4/63	Western Michigan	101-100	W
12/7/63	Bowling Green St.	104-81	W
12/14/63	Pennsylvania	87-75	W
12/18/63	Tulsa	88-89	L
12/20/63	*California	68-78	L
12/21/63	*Oklahoma	118-100	W
12/23/63	Brigham Young	90-95	L
12/28/63	Butler	76-65	W
1/4/64	Illinois	66-87	L
1/6/64	Wisconsin	106-90	W
1/11/64	Indiana	107-103	W
1/14/64	Minnesota	82-103	L
1/18/64	Notre Dame	80-95	L
1/25/64	Michigan (-/2)	77-91	L
1/27/64	Ohio State	102-99	W
2/1/64	Michigan (-/2)	79-95	L
2/3/64	Purdue	98-101	L
2/8/64	Northwestern	86-93	L
2/15/64	Iowa	107-82	W
2/17/64	Illinois	85-82	W
2/22/64	Iowa	107-89	W
2/29/64	Northwestern	107-97	W
3/7/64	Ohio State	81-80	W

\* Sun Devil Classic (Tempe, Ariz. - 3rd place)

## 1964-65

(5-18 Overall; 1-13 - 10th Big Ten)

Date	Opponent	MSU-Opp	W/L
12/3/64	Northern Michigan	82-76	W
12/5/64	Western Michigan	89-80	W
12/8/64	Notre Dame	93-100	L
12/12/64	Drake	75-91	L
12/19/64	Butler	89-90	L
12/22/64	Loyola (La.)	94-70	W
12/28/64	*Utah	96-98	L
12/29/64	*USC	69-100	L
12/30/64	*Washington	93-92	W
1/9/65	Iowa	78-85	L
1/16/65	Iowa	68-111	L
1/23/65	Northwestern	75-76	L
1/26/65	Michigan (-/2)	98-103 ot	L
1/30/65	Northwestern	75-77	L
2/6/65	Minnesota	79-88	L
2/8/65	Indiana (-/7)	94-112	L
2/13/65	Michigan (-/1)	83-98	L
2/20/65	Illinois	94-113	L
2/22/65	Ohio State	90-101	L
2/27/65	Wisconsin	89-99	L
3/1/65	Purdue	110-92	W
3/6/65	Ohio State	75-97	L
3/9/65	Illinois	89-121	L

\* Los Angeles Classic (Los Angeles, Calif. - 7th place)

## JOHN BENINGTON

1965-69 \* 54-38 (.587)



John Benington was known as much for his kindness as for helping return the Spartans to Big Ten Basketball prominence.

The Findlay, Ohio, native starred at San Francisco under coach Pete Newell before following Newell to MSC to become one of his assistant coaches. He stayed in that position for seven years, then went to Drake for two seasons and St. Louis for seven before returning to East Lansing to become the Spartan head coach in 1965. In his first season, he led MSU to a second-place Big Ten finish. The next season, he led the Spartans to a shared Big Ten title. Benington's career was cut short when he died of a heart attack after jogging at Jenison Field House in the summer of 1969. He was just 47.

## 1965-66

(15-7 Overall; 10-4 - 2nd Big Ten)

Date	Opponent	MSU-Opp	W/L
12/4/65	Western Michigan	82-85	L
12/7/65	Bowling Green	84-59	W
12/9/65	Butler	75-56	W
12/11/65	Notre Dame	93-69	W
12/18/65	St. Joseph (Pa.) (-/2)	85-82	L
12/20/65	Tulane	80-61	W
12/22/65	Drake	61-50	W
12/27/65	*Hawaiian Marines	84-53	W
12/28/65	*Tulsa	67-78	L
12/30/65	*Hawaiian Army	97-69	W
1/8/66	Minnesota	85-65	W
1/10/66	Purdue	89-78	W
1/15/66	Ohio State	80-64	W
1/22/66	Iowa	76-90	L
1/24/66	Purdue	92-74	W
1/29/66	Northwestern	77-68	W
2/5/66	Wisconsin	79-65	W
2/12/66	Minnesota	71-81	L
2/19/66	Wisconsin	77-78	L
2/22/66	Illinois	68-66	W
2/26/66	Indiana	69-63	W
2/28/66	Ohio State	98-79	W
3/5/66	Indiana	76-86	L
3/7/66	Michigan	86-77	W

\* Rainbow Classic (Honolulu, Hawaii - 3rd place)

## 1966-67

Big Ten Champions

(16-7 Overall; 10-4 - T-1st Big Ten)

Date	Opponent	MSU-Opp	W/L
12/1/66	Western Michigan	77-55	W
12/3/66	Miami (Ohio)	63-51	W
12/5/66	South Dakota	81-54	W
12/10/66	Wichita State	103-68	W
12/20/66	*Loyola (La.) (5/-)	70-74	L
12/21/66	*Tulane (5/-)	76-66	W
12/27/66	+Villanova (10/-)	63-66	L
12/28/66	+Bowling Green (10/-)	67-75	L
1/7/67	Illinois	76-74	W
1/14/67	Iowa	79-70	W
1/21/67	Michigan	59-81	L

# YEAR-BY-YEAR RESULTS

1/28/67	Wisconsin	68-61	W
2/1/67	Notre Dame	85-80	ot W
2/6/67	Indiana	77-82	L
2/11/67	Purdue	79-77	W
2/13/67	Indiana	86-77	W
2/18/67	Minnesota	67-66	W
2/20/67	Ohio State	64-80	L
2/25/67	Wisconsin	64-68	L
2/27/67	Ohio State	74-63	W
3/4/67	Purdue	75-71	W
3/6/67	Minnesota	67-59	W
3/11/67	Northwestern	79-66	W

\* Sugar Bowl Tournament (New Orleans, La. - 3rd place)  
+ Quaker City Tournament (Philadelphia, Pa. - 7th place)

## 1967-68

(12-12 Overall; 6-8 - T-6th Big Ten)

Date	Opponent	MSU-Opp	W/L
12/1/67	Cal-State Fullerton	80-49	W
12/12/67	Western Michigan	78-67	W
12/14/67	Butler	55-65	L
12/16/67	Hardin-Simmons	95-76	W
12/20/67	Nebraska	74-70	W
12/23/67	Wichita	80-90	L
12/29/67	*Vanderbilt (-/9)	63-73	L
12/30/67	*Memphis State	57-73	L
1/6/68	Illinois	56-66	L
1/13/68	Michigan	86-81	W
1/16/68	Wisconsin	68-70	L
1/20/68	Northwestern	75-62	W
1/23/68	Iowa	71-76	L
1/27/68	Southern Illinois	68-56	W
1/30/68	Notre Dame	89-68	W
2/3/68	Michigan	82-77	W
2/10/68	Ohio State	62-90	L
2/17/68	Northwestern	61-69	L
2/20/68	Indiana	75-70	W
2/24/68	Wisconsin	87-77	W
2/27/68	Iowa	58-76	L
3/2/68	Minnesota	68-75	L
3/5/68	Purdue	75-93	L
3/9/68	Illinois	62-59	W

\* Sugar Bowl Tournament (New Orleans, La. - 4th place)

## 1968-69

(11-12 Overall; 6-8 - T-5th Big Ten)

Date	Opponent	MSU-Opp	W/L
12/3/68	S.W. Louisiana	90-84	W
12/6/68	Western Michigan	86-71	W
12/7/68	Toledo	81-80	W
12/13/68	Butler	70-60	W
12/14/68	#Western Kentucky	63-67	L
12/16/68	Nebraska	59-73	L
12/27/68	**St. John's	51-61	L
12/28/68	**Villanova (-/5)	66-75	L
1/4/69	Northwestern (-/19)	71-85	L
1/7/69	Wisconsin	77-67	W
1/14/69	Iowa	76-77	L
1/18/69	Northwestern (-/17)	89-75	W
1/25/69	Michigan	70-75	L
2/1/69	Indiana	76-79	L
2/8/69	Michigan	86-82	W
2/11/69	Notre Dame	71-59	W
2/15/69	Illinois (-/8)	75-70	W
2/18/69	Iowa	78-60	W
2/22/69	Wisconsin	64-76	L
2/25/69	Purdue (-/9)	72-74	L
3/1/69	Ohio State (-/14)	85-72	W
3/4/69	Illinois (-/20)	57-71	L
3/8/69	Minnesota	65-78	L

\*\* played in Chicago

\*\*ECAC Holiday Festival (New York, N.Y. - 7th place)

## GUS GANAKAS

1969-76 \* 89-84 (.514)



Gus Ganakas led his teams to a combined career record of 89-84. A Mount Morris, N.Y., native, Ganakas has been a Spartan since 1946 when he came to MSC as a

student. After earning two degrees from MSC, he went on to coach at East Lansing High School before returning to Michigan State as an assistant coach in 1966 under coach John Benington. After Benington passed away in 1969, Ganakas was appointed head coach. His most successful seasons were in 1973-74 with a fourth-place Big Ten finish and 1974-75 with a 17-9 overall record, the second-highest victory total at the time. His coaching career came to an end in 1976, but he continued to be a part of the Michigan State Athletics Department, serving as an assistant A.D. and then as an aide to coach Tom Izzo. This season, Ganakas is in his 27th-straight season as a color commentator on MSU basketball radio broadcasts. Ganakas was also responsible for organizing the 1999 MSU Basketball Centennial Celebration.

## 1969-70

(9-15 Overall; 5-9 - T-6th Big Ten)

Date	Opponent	MSU-Opp	W/L
12/1/69	Eastern Kentucky	89-85	W
12/6/69	Toledo	80-82	L
12/13/69	Western Michigan	86-71	W
12/17/69	Butler	60-81	L
12/19/69	*Bradley	89-87	W
12/20/69	*Utah	85-105	L
12/27/69	**Oregon	82-87	L
12/29/69	**Illinois (-/15)	77-86	L
12/30/69	**Temple	51-90	L
1/3/70	Indiana	85-84	W
1/10/70	Northwestern	98-93	W
1/17/70	Minnesota	78-85	L
1/20/70	Notre Dame (-/20)	85-82	W
1/24/70	Michigan	88-91	L
1/31/70	Minnesota	87-92	L
2/3/70	Purdue	86-105	L
2/7/70	Wisconsin	79-89	L
2/10/70	Ohio State	66-89	L
2/14/70	Iowa (-/14)	77-103	L
2/21/70	Indiana	78-66	W
2/24/70	Illinois	67-74	L
2/28/70	Ohio State	82-80	W
3/3/70	Purdue	98-101	L
3/7/70	Illinois	81-76	W

\* Utah Classic (Salt Lake City, Utah - 2nd place)

\*\* Far West Classic (Portland, Ore. - 8th place)

## 1970-71

(10-14 Overall; 4-10 - T-7th Big Ten)

Date	Opponent	MSU-Opp	W/L
12/1/70	Northern Illinois	75-76	L
12/5/70	Toledo	72-62	ot W
12/12/70	Western Michigan	97-85	W
12/14/70	Butler	99-75	W
12/18/70	*New Mexico	73-69	W
12/19/70	*Rutgers	81-71	W
12/22/70	Central Michigan	85-74	W
12/29/70	**USC (-/4)	63-88	L
12/30/70	**Tennessee (-/10)	70-81	L
1/9/71	Illinois	61-89	L
1/12/71	Iowa	84-81	W
1/16/71	Illinois	67-69	L
1/26/71	Notre Dame (-/7)	80-104	L
1/30/71	Ohio State	82-70	W
2/6/71	Ohio State	76-87	L
2/9/71	Indiana	70-71	L
2/13/71	Minnesota	86-97	L
2/16/71	Indiana	76-90	L
2/20/71	Wisconsin	97-78	W
2/27/71	Purdue	70-100	L
3/2/71	Purdue	60-65	L
3/6/71	Michigan	63-88	L
3/8/71	Minnesota	73-71	W
3/13/71	Northwestern	67-85	L

\* Logo Invitational (Albuquerque, N.M. - 1st place)

\*\* Trojan Invitational (Los Angeles, Calif. - 4th place)

## 1971-72

(13-11 Overall; 6-8 - T-5th Big Ten)

Date	Opponent	MSU-Opp	W/L
12/1/71	Missouri	67-77	L
12/4/71	South Alabama	87-72	W
12/11/71	Western Michigan	66-65	W
12/13/71	Kentucky (-/7)	91-85	W
12/17/71	*Colorado State	67-63	W
12/18/71	*Tennessee	61-85	L
12/20/71	Butler	77-71	W
12/27/71	**Texas A&M	67-65	W
12/28/71	**Houston	73-106	L
1/8/72	Michigan	75-83	L
1/11/72	Wisconsin	83-76	W
1/18/72	Northwestern	69-76	ot L
1/22/72	Minnesota (-/17)	57-67	L
1/29/72	Indiana	83-73	W
2/1/72	Notre Dame	98-74	W
2/5/72	Indiana	69-83	L
2/8/72	Illinois	89-79	W
2/12/72	Iowa	100-91	W
2/19/72	Purdue	68-92	L
2/26/72	Iowa	98-102	L
2/29/72	Wisconsin	74-101	L
3/4/72	Michigan (-/16)	96-92	W
3/7/72	Ohio State	73-92	L
3/11/72	Northwestern	57-54	W

\* Volunteer Classic (Knoxville, Tenn. - 2nd place)

\*\* Bluebonnet Classic (Houston, Texas - 2nd place)



# YEAR-BY-YEAR RESULTS



## 1972-73

(13-11 Overall; 6-8 - T-6th Big Ten)

Date	Opponent	MSU-Opp	W/L
11/28/72	Toledo	98-96	W
12/2/72	Kentucky (-/8)	66-75	L
12/9/72	South Carolina	64-83	L
12/16/72	Western Michigan	76-73	W
12/19/72	Central Michigan	96-74	W
12/29/72	*Rochester	103-61	W
12/30/72	Arizona State	83-74	W
1/2/73	**Mississippi State	90-82	W
1/3/73	**South Alabama	86-78	W
1/6/73	Northwestern	90-77	W
1/13/73	Michigan	71-78	L
1/15/73	Iowa	76-74	W
1/20/73	Wisconsin	80-93	L
1/22/73	Indiana (-/16)	89-97	L
1/21/73	Minnesota (-/8)	77-93	L
2/3/73	Iowa	94-89	W
2/7/73	Notre Dame	72-85	L
2/10/73	Michigan	81-97	L
2/17/73	Purdue	84-88	L
2/19/73	Indiana (-/11)	65-75	L
2/24/73	Illinois	71-81	L
2/26/73	Ohio State	87-83	W
3/3/73	Northwestern	86-72	W
3/10/73	Wisconsin	79-78	ot W

\* Kodak Classic (Rochester, N.Y. - 1st place)

\*\* Senior Bowl Classic (Mobile, Ala. - 1st place)

## 1973-74

(13-11 Overall; 8-6 - T-4th Big Ten)

Date	Opponent	MSU-Opp	W/L
12/1/73	Central Michigan	78-70	W
12/8/73	South Carolina	63-74	L
12/10/73	Eastern Michigan	91-69	W
12/12/73	Northern Michigan	91-63	W
12/15/73	Western Michigan	85-76	W
12/18/73	Toledo	51-79	L
12/22/73	Detroit	71-73	ot L
12/28/73	*Boston College	81-94	L
12/29/73	*Holy Cross	97-85	W
1/5/74	Purdue	75-77	L
1/12/74	Ohio State	83-75	W
1/14/74	Illinois	90-82	W
1/19/74	Michigan (-/14)	82-84	L
1/21/74	Iowa	95-86	W
1/26/74	Minnesota	67-66	W
1/28/74	Illinois	93-82	W
2/2/74	Purdue	76-74	W
2/4/74	Notre Dame (-/3)	89-91	L
2/11/74	Ohio State	75-67	ot W
2/16/74	Minnesota	50-56	L
2/23/74	Northwestern	73-70	W
2/25/74	Indiana (-/10)	85-91	L
3/2/74	Wisconsin	80-87	L
3/9/74	Michigan (-/16)	87-103	L

\* Maryland Tournament (College Park, Md. - 2nd Place)

## 1974-75

(17-9 Overall; 10-8 - 5th Big Ten)

Date	Opponent	MSU-Opp	W/L
12/2/74	Central Michigan	82-78	W
12/7/74	Eastern Michigan	92-60	W
12/14/74	Western Michigan	62-59	W
12/16/74	Northern Michigan	91-59	W
12/20/74	*San Francisco	86-78	W
12/21/74	*Long Beach State	62-74	L
12/23/74	Detroit	72-69	W
1/2/75	Purdue (-/18)	86-93	L
1/4/75	Indiana (-/2)	55-107	L
1/6/75	Ohio State	88-84	W
1/11/75	Michigan (-/11)	86-78	W
1/18/75	Minnesota (-/16)	71-82	L
1/20/75	Iowa	79-83	L
1/25/75	Wisconsin	105-87	W
1/27/75	Northwestern	54-50	W
2/1/75	Illinois	75-60	W
2/3/75	Ohio State	101-83	W
2/5/75	Notre Dame (-/16)	76-73	W
2/8/75	Michigan	84-96	L
2/15/75	Minnesota	86-81	ot W
2/17/75	Iowa	90-78	W
2/22/75	Wisconsin	96-103	L
2/24/75	Northwestern	66-67	L
3/1/75	Illinois	96-82	W
3/3/75	Purdue	84-82	W
3/8/75	Indiana (-/1)	79-94	L

\* Cable Car Classic (San Francisco, Calif. - 2nd place)

## 1975-76

(14-13 Overall; 10-8 - 4th Big Ten)

Date	Opponent	MSU-Opp	W/L
12/1/75	Central Michigan	69-61	W
12/6/75	Eastern Michigan	79-85	L
12/8/75	Canisius	83-68	W
12/13/75	Western Michigan	68-78	L
12/16/75	Northern Michigan	81-65	W
12/20/75	North Carolina St. (-/9)	75-95	L
12/22/75	Detroit	82-85	L
12/29/75	*Southern Mississippi	89-77	W
1/3/76	*Virginia Commonwealth	75-80	L
1/3/76	Wisconsin	63-70	L
1/5/76	Iowa	105-88	W
1/8/76	Northwestern	89-105	L
1/10/76	Ohio State	92-82	W
1/12/76	Indiana (-/1)	57-69	L
1/17/76	Michigan (-/16)	63-66	L
1/24/76	Illinois	74-63	W
1/26/76	Purdue	66-65	W
1/31/76	Minnesota	75-63	W
2/2/76	Northwestern	91-71	W
2/7/76	Ohio State	83-82	ot W
2/9/76	Indiana (-/1)	70-85	L
2/14/76	Michigan (-/16)	64-81	L
2/21/76	Illinois	69-59	W
2/23/76	Purdue	89-76	W
2/28/76	Minnesota	61-71	L
3/1/76	Iowa	93-88	W
3/6/76	Wisconsin	82-86	L

\*VCU Invitational (Richmond, Va. - 2nd place)

## JUD HEATHCOTE

1976-95 \* 340-220 (.607)



Jud Heathcote arrived at Michigan State in 1976 as an unknown from the west coast and left in 1995 as one of the most respected and admired coaches not only in MSU history, but also in college basketball.

Heathcote came to MSU from the University of Montana, where he had a career record of 80-53 with two Big Sky Championships. It took him just two seasons to return the Spartan program to greatness. In 1977-78, his team finished with a 25-5 overall record and won the Big Ten title. A year later, his 1978-79 squad captured the first NCAA National Championship in school history along with a Big Ten title. He also had the honor of coaching one of the top duos in Spartan history: Magic Johnson and Greg Kelser. Heathcote's teams remained in the top half of the Big Ten for most of the 1980s, before returning to the top spot in 1990. He remained strong to the end of his career, finishing second in the Big Ten in his final season. After 19 seasons, he retired in 1995 with a career mark of 340-220, including three Big Ten Titles and one National Championship. In 2001, Heathcote was honored by the National Association of Basketball Coaches with the Golden Anniversary Award for 50 years of service to college basketball. He is also a 2001 inductee to the MSU Athletics Hall of Fame.

## 1976-77

(12-15 Overall; 9-9 - 5th Big Ten)

Date	Opponent	MSU-Opp	W/L
11/29/76	Central Michigan	76-81	L
12/4/76	Western Michigan	73-74	L
12/6/76	North Carolina (-/9)	58-81	L
12/11/76	Eastern Michigan	54-52	ot W
12/15/76	Detroit	94-99	W
12/18/76	Canisius	82-59	W
12/20/76	North Carolina St.	78-60	W
12/29/76	*Holy Cross	61-70	L
12/30/76	*Jacksonville	63-65	L
1/6/77	Wisconsin	84-61	W
1/8/77	Northwestern	68-70	L
1/15/77	Michigan (-/6)	70-83	L
1/17/77	Indiana	61-60	W
1/20/77	Illinois	67-58	W
1/22/77	Purdue (-/19)	70-76	L
1/24/77	Minnesota (-/11)	70-75	W(F)
1/27/77	Northwestern	58-66	L
1/29/77	Wisconsin	83-87	3ot L
2/5/77	Indiana	79-81	L
2/7/77	Iowa	79-87	L
2/12/77	Ohio State	71-57	W
2/17/77	Minnesota (-/12)	77-99	W(F)
2/19/77	Iowa	81-79	W
2/26/77	Michigan (-/3)	65-69	ot L
2/28/77	Ohio State	80-79	W
3/3/77	Purdue	69-78	L
3/5/77	Illinois	62-61	W

\* Gator Bowl Tournament (Jacksonville, Fla. - 4th place)



## YEAR-BY-YEAR RESULTS

## 1977-78

NCAA Tournament  
Big Ten Champions

## #4 AP/#5 UPI

(25-5 Overall; 15-3 - 1st Big Ten)

Date	Opponent	MSU-Opp	W/L
11/28/77	Central Michigan	68-61	W
12/2/77	*Rhode Island	92-64	W
12/3/77	*Syracuse (-/12)	67-75	L
12/8/77	Wichita State	84-57	W
12/10/77	Western Michigan	79-57	W
12/19/77	Middle Tenn. State	72-51	W
12/21/77	Detroit (-/15)	103-74	W
12/29/77	**Southern Methodist	95-69	W
12/30/77	**New Hampshire	102-65	W
1/5/78	Minnesota (18/-)	87-83	W
1/7/78	Wisconsin (18/-)	74-63	W
1/12/78	Illinois (12/-)	82-70	W
1/14/78	Northwestern (12/-)	67-63	W
1/19/78	Purdue (10/-)	60-51	W
1/21/78	Iowa (10/-)	68-58	W
1/28/78	Ohio State (7/-)	70-60	W
1/30/78	Indiana (7/-)	66-71	L
2/2/78	Michigan (7/-)	63-65	L
2/4/78	Indiana (7/-)	68-59	W
2/9/78	Iowa (10/-)	71-70	W
2/11/78	Michigan (10/-)	73-62	W
2/16/78	Purdue (10/-)	80-99	L
2/18/78	Ohio State (10/-)	79-74	W
2/23/78	Northwestern (10/-)	66-56	W
2/25/78	Illinois (10/-)	89-67	W
3/2/78	Wisconsin (9/-)	89-75	W
3/4/78	Minnesota (9/-)	71-70	W
3/11/78	#Providence (6/-)	77-63	W
3/16/78	%Western Kentucky (4/-)	90-69	W
3/18/78	%Kentucky (4/1)	49-52	L

\* Carrier Classic (Syracuse, N.Y. - 2nd place)

\*\* Old Dominion Classic (Norfolk, Va. - 1st place)

# NCAA Tournament (Indianapolis, Ind.)

% NCAA Tournament (Dayton, Ohio)

## 1978-79

NATIONAL CHAMPIONS  
Big Ten Champions

## #3 AP/#4 UPI

(26-6 Overall; 13-5 - T-1st Big Ten)

Date	Opponent	MSU-Opp	W/L
11/27/78	Central Michigan (7/-)	71-54	W
12/9/78	Cal St. Fullerton (4/-)	92-89	W
12/13/78	Western Michigan (3/-)	109-69	W
12/16/78	North Carolina (3/13)	69-70	L
12/19/78	*Cincinnati (5/-)	63-52	W
12/28/78	#Washington St. (4/-)	98-52	W
12/29/78	#Oregon State (4/-)	65-57	W
12/30/78	#Indiana (4/-)	74-57	W
1/4/79	Wisconsin (1/-)	84-55	W
1/6/79	Minnesota (1/-)	69-62	W
1/11/79	Illinois (1/4)	55-57	L
1/13/79	Purdue (1/-)	50-52	L
1/18/79	Indiana (6/-)	82-58	W
1/20/79	Iowa (6/-)	83-72	ot W
1/25/79	Michigan (4/-)	48-49	L
1/27/79	Northwestern (4/-)	65-83	L
2/1/79	Ohio State (4/13)	84-79	ot W
2/3/79	Northwestern (4/-)	61-50	W
2/4/79	Kansas (4/-)	85-61	W
2/8/79	Iowa (10/15)	60-57	W
2/10/79	Ohio State (10/13)	73-57	W
2/15/79	Indiana (8/-)	59-47	W
2/17/79	Michigan (8/-)	80-57	W
2/22/79	Purdue (7/18)	73-67	W
2/24/79	Illinois (7/-)	76-62	W
3/1/79	Minnesota (4/-)	76-63	W
3/3/79	Wisconsin (4/-)	81-83	L
3/11/79	*Lamar (4/-)	95-64	W
3/16/79	**Louisiana State (3/7)	87-71	W
3/18/79	**Notre Dame (3/4)	80-68	W
3/24/79	%Pennsylvania (3/14)	101-67	W
3/26/79	%Indiana State (3/1)	75-64	W

# Far West Classic (Portland, Ore. - 1st place)

! played at Pontiac Silverdome

\* NCAA Tournament (Memphis, Tenn.)

\*\* NCAA Tournament (Indianapolis, Ind.)

% NCAA Final Four (Salt Lake City, Utah)

## 1979-80

(12-15 Overall; 6-12 - 9th Big Ten)

Date	Opponent	MSU-Opp	W/L
11/30/79	*Princeton	60-46	W
12/1/79	*St. John's (-/16)	73-88	L
12/6/79	Long Beach State	87-73	W
12/10/79	Portland State	88-54	W
12/14/79	Wichita State	54-55	L
12/18/79	Central Michigan	95-76	W
12/20/79	Detroit	63-57	W
12/28/79	**Weber State	61-63	L
12/29/79	**Loyola Marymount	82-65	W
1/3/80	Purdue (-/8)	73-74	L
1/5/80	Minnesota	80-93	L
1/10/80	Northwestern	61-65	L
1/12/80	Indiana (-/19)	64-72	L
1/17/80	Wisconsin	62-61	W
1/19/80	Iowa (-/13)	75-67	W
1/24/80	Michigan	59-58	ot W
1/26/80	Illinois	65-74	L
1/31/80	Ohio State (-/6)	74-54	W
2/2/80	Illinois	68-59	W
2/8/80	Iowa	39-44	ot L
2/9/80	Ohio State (-/13)	59-71	L
2/14/80	Wisconsin	66-80	L
2/16/80	Michigan	82-74	W
2/21/80	Indiana (-/19)	72-75	L
2/23/80	Northwestern	73-75	3ot L
2/28/80	Minnesota	73-87	L
3/1/80	Purdue (-/18)	73-91	L

\* Lapchick Memorial Tournament (Jamaica, N.Y. - 2nd place)

\*\* Las Vegas Holiday Classic (Las Vegas, Nev. - 3rd place)

## 1980-81

(13-14 Overall; 7-11 - 8th Big Ten)

Date	Opponent	MSU-Opp	W/L
11/28/80	*Western Michigan	89-77	W
11/29/80	*Central Michigan	66-89	L
12/4/80	Long Beach State	71-60	W
12/6/80	Fullerton State	58-42	W
12/12/80	Eastern Michigan	73-63	W
12/16/80	Brigham Young (-/18)	50-82	L
12/19/80	**Utah State	70-74	L
12/20/80	**Providence	77-76	W
12/27/80	St. Joseph	71-67	W
1/8/81	Indiana	43-55	L
1/10/81	Iowa (-/11)	57-65	L
1/15/81	Minnesota (-/20)	77-86	L
1/17/81	Northwestern	84-70	W
1/22/81	Wisconsin	62-63	L
1/24/81	Purdue	74-68	W
1/29/81	Illinois	70-71	L
1/31/81	Ohio State	60-54	W
2/5/81	Michigan (-/14)	77-79	ot L
2/7/81	Ohio State	61-73	L
2/12/81	Purdue	48-63	L
2/14/81	Michigan (-/13)	70-66	W
2/19/81	Wisconsin	74-65	W
2/21/81	Illinois (-/15)	62-82	L
2/26/81	Northwestern	74-61	W
2/28/81	Minnesota	89-92	2ot L
3/5/81	Iowa (-/8)	71-70	ot W
3/7/81	Indiana (-/14)	48-69	L

\* Spartan Cutlass Classic (2nd place)

\*\* Industrial National Classic (Providence, R.I. - 3rd place)



All-Americans Earvin "Magic" Johnson  
and Greg Kelser led MSU to the 1979  
NCAA Championship.

COACHES

2012-13 SPARTANS

2011-12 REVIEW

HISTORY

RECORDS

POSTSEASON

MEDIA INFO



# YEAR-BY-YEAR RESULTS

## 1981-82

(12-16 Overall; 7-11 - T-7th Big Ten)

Date	Opponent	MSU-Opp	W/L
11/27/81	*Central Michigan	89-70	W
11/28/81	*Western Michigan	79-83	L
12/2/81	Detroit	65-62	ot W
12/5/81	Kansas	56-74	L
12/12/81	Cincinnati	45-56	L
12/15/81	UW-Green Bay	49-48	ot W
12/19/81	Marshall	101-82	W
12/28/81	**North Carolina St.	46-67	L
12/29/81	**Cal St. Fullerton	51-50	ot W
12/30/81	**Hawaii	61-62	L
1/7/82	Indiana	65-58	W
1/9/82	Minnesota (-/6)	58-64	L
1/14/82	Purdue	47-53	L
1/16/82	Illinois	51-55	L
1/21/82	Michigan	64-62	W
1/23/82	Wisconsin	68-58	W
1/28/82	Iowa (-/6)	56-57	L
1/30/82	Northwestern	64-61	W
2/4/82	Ohio State	49-50	ot L
2/6/82	Northwestern	43-48	L
2/11/82	Michigan	66-55	W
2/13/82	Ohio State	46-51	L
2/18/82	Iowa (-/7)	53-59	L
2/20/82	Wisconsin	60-65	W(F)
2/25/82	Illinois	56-47	W
2/27/82	Purdue	49-51	L
3/4/82	Minnesota (-/7)	51-54	L
3/21/82	Indiana	58-74	L

\* Spartan Cutlass Classic (2nd place)

\*\* Rainbow Classic (Honolulu, Hawaii - 6th place)

## 1982-83

(17-13 Overall; 9-9 - T-6th Big Ten)

Date	Opponent	MSU-Opp	W/L
11/26/82	*Western Michigan	72-65	W(F)
11/27/82	*Central Michigan	62-47	W
11/29/82	Boise State	71-59	W
12/4/82	Brigham Young	63-55	W
12/11/82	N. Carolina St. (-/18)	41-45	L
12/13/82	Cincinnati	70-69	W
12/18/82	Detroit	75-72	ot W
12/21/82	Cleveland State	95-56	W
12/28/82	**S.W. Louisiana	66-71	L
12/29/82	**Tulane	58-81	L
1/5/83	Iowa (-/8)	61-59	W
1/8/83	Northwestern	51-62	L
1/13/83	Wisconsin	86-66	W
1/15/83	Minnesota (-/17)	67-69	L
1/20/83	Indiana (-/2)	85-89	L
1/22/83	Ohio State	69-74	L
1/27/83	Illinois	71-78	L
1/28/83	Purdue	83-67	W
2/5/83	Michigan	70-65	W
2/12/83	Michigan	67-74	L
2/17/83	Purdue	55-61	L
2/19/83	Illinois	61-69	L
2/24/83	Ohio St. (-/t-15)	101-94	3ot W
2/26/83	Indiana (-/4)	62-54	W
3/3/83	Minnesota	79-67	W
3/5/83	Wisconsin	91-65	W
3/9/83	Northwestern	63-58	W
3/12/83	Iowa	57-75	L
3/18/83	#Bowling Green St.	72-71	W
3/21/83	#Fresno State	58-72	L

\* Spartan Cutlass Classic (1st place)

\*\* Sugar Bowl Tournament (New Orleans, La. - 4th place)

# National Invitation Tournament (East Lansing)

## 1983-84

(16-12 Overall; 9-9 - 5th Big Ten)

Date	Opponent	MSU-Opp	W/L
11/25/83	*Central Mich. (12/-)	73-52	W
11/26/83	*Western Mich. (12/-)	81-52	W
12/1/83	St. Peter's (11/-)	66-73	L
12/3/83	Illinois-Chicago (11/-)	99-82	W
12/12/83	Cleveland State (17/-)	71-62	W
12/15/83	Brooklyn (17/-)	85-72	W
12/22/83	Missouri	66-79	L
12/28/83	**Alabama	69-81	L
12/29/83	**Nebraska	58-45	W
1/4/84	Iowa	73-72	W
1/7/84	Northwestern	69-76	L
1/12/84	Wisconsin	74-81	W(F)
1/14/84	Minnesota	61-69	L
1/19/84	Indiana	62-70	ot L
1/21/84	Ohio State	68-82	L
1/26/84	Illinois (-/9)	40-46	L
1/28/84	Purdue	54-72	L
2/2/84	Michigan	72-67	W
2/5/84	Oregon State	56-55	W
2/11/84	Michigan	61-71	L
2/16/84	Purdue (-/11)	63-53	W
2/19/84	Illinois (-/7)	53-70	L
2/22/84	Ohio State	70-86	L
2/26/84	Indiana	57-54	W
3/1/84	Minnesota	83-62	W
3/3/84	Wisconsin	78-59	W
3/8/84	Northwestern	63-55	W
3/11/84	Iowa	51-44	W

\* Spartan Cutlass Classic (1st place)

\*\* Cotton States Classic (Atlanta, Ga. - 3rd place)

## 1984-85

NCAA Tournament

#20 UPI

(19-10 Overall; 10-8 - T-5th Big Ten)

Date	Opponent	MSU-Opp	W/L
11/24/84	Canisius	80-71	W
11/30/84	**Western Michigan	77-61	W
12/1/84	**Army	76-64	W
12/10/84	St. Peter's	50-38	W
12/12/84	Western Illinois	93-61	W
12/15/84	Missouri	79-61	W
12/18/84	George Washington	68-54	W
12/22/84	Illinois-Chicago	81-60	W
12/28/84	#Boston College	78-82	L
12/29/84	#San Diego State	77-61	W
1/3/85	Ohio State	82-79	W
1/5/85	Indiana (-/12)	68-61	W
1/10/85	Purdue (17/-)	81-72	ot W
1/12/85	Illinois (17/15)	63-75	L
1/17/85	Iowa (19/-)	65-79	L
1/19/85	Minnesota (19/-)	75-81	L
1/24/85	Michigan (-/18)	75-86	L
1/31/85	Wisconsin	77-68	W
2/2/85	Northwestern	68-54	W
2/7/85	Illinois (-/9)	64-56	W
2/9/85	Purdue	65-66	L
2/13/85	Minnesota	64-73	L
2/16/85	Iowa (-/11)	57-55	W
2/23/85	Michigan (-/3)	73-75	L
2/27/85	Northwestern	61-47	W
3/2/85	Wisconsin	82-63	W
3/7/85	Indiana	68-58	W
3/9/85	Ohio State	79-90	L
3/15/85	*Alabama-Birmingham	68-70	L

\* NCAA Tournament (Houston, Texas)

\*\* Spartan Cutlass Classic (1st place)

# Cabrillo Classic (San Diego, Calif. - 3rd place)

## 1985-86

NCAA Tournament

#18 AP/#18 UPI/#12 USA Today

(23-8 Overall; 12-6 - 3rd Big Ten)

Date	Opponent	MSU-Opp	W/L
11/23/85	Western Illinois	98-63	W
11/26/85	Maine	89-58	W
11/29/85	**Central Michigan	103-60	W
11/30/85	**Western Michigan	84-64	W
12/4/85	George Washington	87-61	W
12/7/85	Canisius	90-61	W
12/14/85	Iowa State	80-82	ot L
12/21/85	Illinois-Chicago	99-74	W
12/27/85	#Massachusetts	93-45	W
12/28/85	#New Mexico	76-61	W
1/2/86	Ohio State	73-84	L
1/5/86	Indiana (-/15)	77-74	W
1/9/86	Purdue (-/20)	83-88	L
1/12/86	Illinois (-/18)	58-51	W
1/16/86	Iowa	71-82	L
1/18/86	Minnesota	71-76	L
1/25/86	Michigan (-/6)	91-79	W
1/30/86	Wisconsin	83-81	W
2/1/86	Northwestern	97-69	W
2/6/86	Illinois	84-80	W
2/8/86	Purdue	82-88	L
2/13/86	Iowa	83-73	W
2/15/86	Minnesota	76-66	W
2/20/86	Michigan (19/7)	74-59	W
2/27/86	Northwestern (17/-)	82-48	W
3/2/86	Wisconsin (17/-)	84-71	W
3/5/86	Indiana (17/16)	79-97	L
3/8/86	Ohio State (17/-)	91-81	W
3/13/86	*Washington (18/-)	72-70	W
3/15/86	*Georgetown (18/13)	80-68	W
3/21/86	@Kansas (18/2)	86-96	ot L

\* NCAA Tournament (Dayton, Ohio)

@ NCAA Tournament (Kansas City, Kan.)

\*\* Spartan Cutlass Classic - (1st place)

# Lobo Classic (Albuquerque, N.M. - 1st place)

## 1986-87

(11-17 Overall; 6-12 - 7th Big Ten)

Date	Opponent	MSU-Opp	W/L
11/28/86	*Eastern Michigan	99-83	W
11/29/86	*Navy	90-91	ot L
12/2/86	Brooklyn	80-62	W
12/4/86	Maine	81-84	L
12/6/86	George Washington	77-62	W
12/13/86	Iowa State	86-85	W
12/16/86	Illinois-Chicago	65-74	L
12/20/86	Texas Christian	47-66	L
12/29/86	#Brigham Young	88-96	L
12/30/86	%Wake Forest	71-62	W
1/3/87	Purdue (-/2)	72-87	L
1/5/87	Illinois (-/16)	72-79	L
1/8/87	Indiana (-/4)	60-79	L
1/10/87	Ohio State	90-80	W
1/15/87	Michigan	70-74	L
1/22/87	Wisconsin	81-78	W
1/26/87	Northwestern	65-67	L
1/29/87	Iowa (-/2)	75-89	L
1/31/87	Minnesota	72-60	W
2/4/87	Indiana (-/2)	80-84	L
2/9/87	Ohio State	72-90	L
2/15/87	Michigan	90-81	W
2/19/87	Northwestern	96-71	W
2/21/87	Wisconsin	63-65	L

## YEAR-BY-YEAR RESULTS

2/26/87	Iowa (-7)	64-93	L
2/28/87	Minnesota	77-67	W
3/4/87	Purdue (-13)	59-69	L
3/7/87	Illinois	64-77	L

\* Spartan Outcast Classic (2nd place)

% Cable Car Classic (Santa Clara, Calif. - 3rd place)

## 1987-88

(10-18 Overall; 5-13 - 8th Big Ten)

Date	Opponent	MSU-Opp	W/L
11/27/87	Detroit	65-63 ot	W
12/2/87	Maine	87-44	W
12/5/87	George Washington	64-65	L
12/12/87	Texas Christian	69-52	W
12/15/87	Illinois-Chicago	78-64	W
12/17/87	Eastern Michigan	80-84 ot	L
12/19/87	Austin Peay State	77-85	L
12/22/87	San Jose State	82-68	W
12/29/87	%Arizona (-1)	58-78	L
12/30/87	%Florida (-8)	59-83	L
1/7/88	Wisconsin	72-78 2ot	L
1/9/88	Illinois (-19)	62-77	L
1/14/88	Michigan (-10)	72-90	L
1/16/88	Indiana (-15)	75-74 ot	W
1/20/88	Purdue (-5)	67-78	L
1/27/88	Minnesota	56-59	L
2/1/88	Ohio State	76-64	W
2/4/88	Northwestern	65-64	W
2/6/88	Iowa (-13)	72-101	L
2/10/88	Purdue (-12)	70-72	L
2/13/88	Illinois	65-83	L
2/18/88	Indiana	58-95	L
2/22/88	Michigan (-10)	67-77	L
2/27/88	Ohio State	78-77 ot	W
3/3/88	Iowa (-11)	87-103	L
3/5/88	Minnesota	61-62	L
3/10/88	Northwestern	55-53	W
3/12/88	Wisconsin	69-71	L

% Fiesta Basketball Classic (Tucson, Ariz. - 4th place)

## 1988-89

(18-15 Overall; 6-12 - T-8th Big Ten)

Date	Opponent	MSU-Opp	W/L
11/28/88	Furman	98-68	W
11/30/88	Nebraska	77-75	W
12/10/88	Bowling Green	89-72	W
12/13/88	Illinois-Chicago	96-74	W
12/15/88	Detroit	96-91 ot	W
12/17/88	Austin Peay	70-60	W
12/22/88	Eastern Michigan	91-76	W
12/28/88	%Colorado	60-57	W
12/29/88	%Oregon State	58-63	L
12/30/88	%Oregon	76-61	W
1/5/89	Iowa (-9)	82-93	L
1/7/89	Illinois (-3)	54-71	L
1/11/89	Northwestern	64-62	W
1/14/89	Ohio State (-18)	81-83	L
1/21/89	Indiana (-19)	60-75	L
1/25/89	Purdue	106-83	W
1/28/89	Minnesota	73-64	W
2/2/89	Wisconsin	64-69 ot	L
2/4/89	Michigan (-11)	66-82	L
2/11/89	Ohio State (-16)	75-81	L
2/16/89	Illinois (-5)	56-75	L
2/18/89	Purdue	63-87	L
2/23/89	Indiana (-14)	65-76	L
2/25/89	Northwestern	80-65	W
2/27/89	Michigan (-13)	52-79	L

3/2/89	Iowa (-11)	83-81	W
3/8/89	Minnesota	61-77	L
3/11/89	Wisconsin	70-61	W
3/16/89	%Kent State	83-69	W
3/20/89	*Wichita State	79-67	W
3/22/89	**Villanova	70-63	W
3/27/89	%St. Louis	64-74	L
3/29/89	%Ala-Birmingham	76-78 ot	L
% Far West Classic (Portland, Ore. - 3rd place)			
% National Invitation Tournament (Detroit, Mich.)			
** National Invitation Tournament (East Lansing)			
* National Invitation Tournament (Philadelphia, Pa.)			
% National Invitation Tournament (New York, N.Y.)			

## 1989-90

NCAA Tournament

Big Ten Champions

#4 AP/#4 UPI/#7 USA Today

(28-6 Overall; 15-3 - 1st Big Ten)

Date	Opponent	MSU-Opp	W/L
11/24/89	%Auburn	92-79	W
11/25/89	%Texas A&M	87-75	W
11/27/89	%Kansas State	73-68	W
11/29/89	Nebraska	80-69	W
12/2/89	Furman	84-63	W
12/9/89	Austin Peay	88-76	W
12/12/89	Illinois-Chicago (25/-)	57-65	L
12/16/89	Detroit (25/-)	94-65	W
12/18/89	Bowling Green (25/-)	79-81	L
12/20/89	Evansville (25/-)	80-66	W
12/23/89	Eastern Mich. (25/-)	87-73	W
12/28/89	#San Jose State	88-61	W
12/30/89	#Princeton	51-49	W
1/6/90	Wisconsin	64-61	W
1/11/90	Ohio State	78-68	W
1/13/90	Iowa	87-80	W
1/18/90	Illinois (-7)	64-73	L
1/20/90	Northwestern	91-80	W
1/24/90	Indiana (-12)	75-57	W
1/27/90	Michigan (-7)	63-65	L
2/1/90	Minnesota (-19)	74-79	L
2/3/90	Purdue (-8)	64-53	W
2/8/90	Wisconsin (23/-)	60-57	W
2/10/90	Ohio State (23/-)	84-75	W
2/12/90	Iowa (23/-)	80-70	W
2/17/90	Illinois (21/15)	70-63	W
2/25/90	Indiana (15/25)	72-66	W
3/1/90	Michigan (14/8)	78-70	W
3/3/90	Minnesota (14/17)	75-73 ot	W
3/8/90	Northwestern (7/-)	84-68	W
3/11/90	Purdue (7/10)	72-70	W
3/15/90	%Murray State (3/-)	75-71 ot	W
3/17/90	%UC-Santa Barbara (3/162-58		
3/23/90	&Georgia Tech (3/9)	80-81 ot	L
% Great Alaska Shootout (Anchorage, Alaska - 1st place)			
% Oldsmobile Spartan Classic (1st place)			
% NCAA Tournament (Knoxville, Tenn.)			
& NCAA Tournament (New Orleans, La.)			

## 1990-91

NCAA Tournament

#14 AP/#22 UPI

(19-11 Overall; 11-7 - T-3rd Big Ten)

Date	Opponent	MSU-Opp	W/L
11/23/90	Furman (4/-)	78-73	W
11/28/90	Nebraska (5/-)	69-71	L
12/1/90	Bowling Green (5/-)	85-98	W
12/8/90	Detroit (19/-)	83-61	W
12/13/90	Cincinnati (21/-)	65-63	W

12/15/90	IUNLV (21/1)	75-95	L
12/18/90	Evansville (24/-)	81-76	W
12/20/90	Central Mich. (24/-)	74-61	W
12/28/90	#George Mason (25/-)	97-72	W
12/29/90	#Louisiana Tech (25/-)	77-62	W
1/3/91	Michigan (25/-)	85-70	W
1/5/91	Iowa (25/22)	66-79	L
1/10/91	Wisconsin	65-50	W
1/12/91	Northwestern	66-59	W
1/17/91	Illinois	71-68	W
1/19/91	Minnesota	73-64	W
1/23/91	Purdue (22/-)	51-62	L
1/26/91	Indiana (22/3)	63-97	L
1/31/91	Ohio State (-13)	75-61	W
2/7/91	Iowa (25/-)	67-71	L
2/9/91	Wisconsin (25/-)	78-84 2ot	L
2/14/91	Northwestern	55-53	W
2/16/91	Illinois	62-58	W
2/23/91	Purdue	75-58	W
2/25/91	Minnesota	74-72	W
2/28/91	Indiana (-15)	56-62	L
3/3/91	Ohio State (-12)	64-65	L
3/9/91	Michigan	66-59	W
3/15/91	%UW-Green Bay	60-58	W
3/17/91	%Utah (-10)	84-85 2ot	L

! played at Palace of Auburn Hills

# Oldsmobile Spartan Classic (1st place)

\$ NCAA Tournament (Tucson, Ariz.)

## 1991-92

NCAA Tournament

#14 AP/#11 UPI/#15 USA Today

(22-8 Overall; 11-7 - T-3rd Big Ten)

Date	Opponent	MSU-Opp	W/L
11/25/91	%Lamar	81-68	W
11/26/91	%Rice	75-67	W
11/27/91	%Arkansas (-2)	86-71	W
12/4/91	Nebraska (22/-)	101-78	W
12/7/91	Dayton (22/-)	83-74	W
12/14/91	Detroit (12-13/-)	91-75	W
12/17/91	Illinois-Chicago (12/-)	75-51	W
12/21/91	Cincinnati (9/-)	90-89	W
12/27/91	#Austin Peay St. (9/-)	82-71	W
12/28/91	#Stanford (9/-)	72-62	W
1/7/92	Ohio State (9/7)	46-62	L
1/11/92	Illinois (9/-)	77-75	W
1/15/92	Northwestern (11/-)	78-61	W
1/18/92	Minnesota (11/-)	66-70	L
1/22/92	Purdue (14/-)	66-61	W
1/29/92	Michigan (13/15)	79-89 ot	L
2/1/92	Indiana (13/4)	76-60	W
2/6/92	Iowa (11/-)	63-77	L
2/8/92	Wisconsin (11/-)	79-64	W
2/12/92	Wisconsin (12/-)	76-51	W
2/15/92	Michigan (12/17)	70-59	W
2/19/92	Indiana (11/7)	73-103	L
2/22/92	Purdue (11/-)	70-68	W
2/29/92	Ohio State (12/8)	65-78	L
3/5/92	Northwestern (13/-)	72-55	W
3/7/92	Illinois (13/-)	71-80	L
3/11/92	Minnesota (16/-)	66-57	W
3/15/92	Iowa (16/-)	64-53	W
3/20/92	%SW Missouri St. (14/-)	61-54	W
3/22/92	%Cincinnati (14/12)	65-77	L
% Maui Invitational (Maui, Hawaii - 1st place)			
% Oldsmobile Spartan Classic (1st place)			
\$ NCAA Tournament (Dayton, Ohio)			

# YEAR-BY-YEAR RESULTS



## 1992-93

(15-13 Overall; 7-11 - T-8th Big Ten)

Date	Opponent	MSU-Opp	W/L
12/1/92	Morehead St. (18/-)	121-53	W
12/5/92	#Louisville (18/12)	69-73	L
12/11/92	ISeton (24/-)	78-59	W
12/12/92	ILoyola-Marymount (24/-)	73-70	W
12/15/92	ILlinois-Chicago (23/-)	79-75	W
12/19/92	Dayton (23/-)	65-60	W
12/29/92	SNew Hampshire (17/-)	81-51	W
12/30/92	SWashington St. (17/-)	77-61	W
1/2/93	East Tennessee St. (17/-)	80-69	W
1/6/93	Minnesota (14/-)	57-64	L
1/9/93	ILlinois (14/-)	39-52	L
1/13/93	Ohio State (23/21)	77-60	W
1/16/93	Northwestern (23/-)	80-75	W
1/23/93	Wisconsin (21/-)	66-67	L
1/28/93	Iowa (-/11)	90-96	L
1/30/93	Purdue (-/14)	72-64	W
2/2/93	Michigan (25/7)	69-73	L
2/6/93	Minnesota (25/-)	75-63	W
2/10/93	ILlinois	80-83	L
2/13/93	Ohio State	81-66	W
2/17/93	Northwestern	81-55	W
2/24/93	Wisconsin	62-65	L
2/27/93	Iowa (-/18)	64-66	L
3/3/93	Purdue (-/24)	58-61	L
3/7/93	Michigan (-/4)	81-87	L
3/10/93	Indiana (-/2)	68-99	L
3/13/93	Penn State	70-53	W
3/17/93	&Oklahoma	86-88	L

# played at Joe Louis Arena, Detroit

! Los Angeles Classic (Los Angeles, Calif. - 1st place)

\$ Oldsmobile Spartan Classic (1st place)

& National Invitation Tournament (Norman, Okla.)

## 1993-94

NCAA Tournament

(20-12 Overall; 10-8 - T-4th Big Ten)

Date	Opponent	MSU-Opp	W/L
11/26/93	IPacific	83-64	W
11/27/93	!Washington State	71-76	L
11/28/93	!East Tennessee State	92-69	W
12/4/93	Louisville (-/11)	68-77	L
12/7/93	Cleveland State	90-76	W
12/9/93	East Tennessee St.	107-81	W
12/12/93	Detroit	74-63	W
12/14/93	ILlinois-Chicago	90-77	W
12/18/93	Nebraska	81-85	L
12/21/93	Tennessee	69-60	W
12/28/93	%Bowling Green	62-49	W
12/29/93	%Cornell	83-69	W
1/5/94	Michigan (-/13)	64-75	L
1/8/94	ILlinois (-/21)	79-74	W
1/12/94	Purdue (-/9)	77-89	L
1/15/94	Northwestern	67-46	W
1/19/94	Wisconsin (-/14)	70-60	W
1/22/94	Minnesota (-/20)	66-68	L
1/26/94	Ohio State	77-71	W
1/29/94	Iowa	87-84	W
2/2/94	Wisconsin (-/16)	62-87	L
2/5/94	Michigan (-/13)	51-59	L
2/9/94	ILlinois	64-72	L
2/12/94	Purdue (-/10)	70-74	L
2/17/94	Northwestern	60-55	W
2/23/94	Minnesota (-/20)	85-68	W
2/26/94	Ohio State	75-60	W
3/2/94	Iowa	80-72	W

3/9/94	Indiana (-/18)	94-78	W
3/12/94	Penn State	70-71	L
3/18/94	+Seton Hall	84-73	W
3/20/94	+Duke (-/10)	74-85	L

! San Juan Shootout (San Juan, P.R. - 3rd place)  
% Oldsmobile Spartan Classic (1st place)  
+ NCAA Tournament (St. Petersburg, Fla.)

## 1994-95

NCAA Tournament

#11 AP/#10 UPI/#20 USA Today

(22-6 Overall; 14-4 - 2nd Big Ten)

Date	Opponent	MSU-Opp	W/L
11/30/94	ILlinois-Chicago (18/-)	92-78	W
12/3/94	Louisville (18/-)	85-71	W
12/10/94	Nebraska (15/-)	91-96	L
12/12/94	Cleveland St. (18/-)	111-68	W
12/17/94	Detroit (18/-)	80-63	W
12/20/94	Tennessee (17/-)	79-68	W
12/29/94	#Ball State (15/-)	117-95	W
12/30/94	#Long Beach St. (15/-)	70-60	W
1/4/95	Wisconsin (14/-)	78-64	W
1/7/95	Iowa (14/22)	69-68	W
1/11/95	Indiana (11/-)	82-89	L
1/14/95	Oklahoma St. (11/-)	70-69	W
1/18/95	Northwestern (12/-)	93-56	W
1/22/95	Michigan (12/-)	73-71	W
1/25/95	Minnesota (10/-)	54-53	W
1/28/95	ILlinois (10/-)	75-67	W
2/2/95	Penn State (9/-)	82-62	W
2/4/95	Ohio State (9/-)	67-58	W
2/7/95	Purdue (7/25)	69-78	L
2/11/95	Penn State (7/-)	68-53	W
2/15/95	ILlinois (8/-)	68-58	W
2/18/95	Minnesota (8/24)	57-66	L
2/21/95	Michigan (12/-)	67-64	W
2/25/95	Northwestern (12/-)	83-60	W
3/5/95	Indiana (10/-)	67-61	W
3/8/95	Iowa (9/-)	78-79	L
3/11/95	Wisconsin (9/-)	97-72	W
3/17/95	+Weber State (11/-)	72-79	L

# Oldsmobile Spartan Classic (1st place)

+ NCAA Tournament (Tallahassee, Fla.)

## TOM IZZO

1995-SA \* 412-169 (.709)



Tom Izzo took over as head coach in 1995 on a mission to turn Michigan State into one of the elite college basketball programs in the nation. A 1977 Division II

All-American at Northern Michigan University, Izzo began his coaching career in 1977-78 at Ishpeming High School. After serving at Northern Michigan as an assistant from 1979-83, he came to MSU as an assistant coach. In 1990, he was appointed associate head coach and in 1995 he took over the head coaching duties after Jud Heathcote's retirement. After two seasons in which MSU appeared in the NIT, Izzo led the Spartans to a Big Ten Championship in 1998 and an appearance in the NCAA Tournament. In 1999, MSU appeared in its first Final Four since 1979. One year later, MSU won the 2000 NCAA National Championship. In 2001, Izzo led the Spartans to a fourth-straight Big Ten Championship and a third-straight Final Four. Michigan State returned to the Final Four in 2005. In 2009 and 2010, MSU won the regular-season Big Ten title and advanced to the Final Four. In addition, his teams captured Big Ten Tournament titles in 1999, 2000 and 2012. He won Big Ten Coach of the Year honors for the third time in his career in 2012, while leading MSU to the seventh Big Ten title of his career. He also won the Big Ten honor in 1998 and 2009. Izzo has earned eight National Coach of the Year honors.

## 1995-96

(16-16 Overall; 9-9 - 7th Big Ten)

Date	Opponent	MSU-Opp	W/L
11/20/95	!Chaminade	69-66	W
11/21/95	!North Carolina (-/20)	70-92	L
11/22/95	!Santa Clara	71-77	L
11/28/95	#Arkansas (-/25)	75-72	W
12/2/95	Louisville (-/18)	59-79	L
12/6/95	Evansville	67-63	W
12/10/95	Detroit	61-63	L
12/16/95	Kansas State	67-54	W
12/18/95	Oklahoma State	57-68	L
12/21/95	East Tennessee St.	63-57	W
12/29/95	*Central Michigan	62-69	L
12/30/95	*Idaho State	68-55	W
1/4/96	Indiana	65-60	W
1/6/96	ILlinois (-/13)	68-58	W
1/13/96	Michigan (-/23)	54-76	L
1/17/96	Wisconsin	48-61	L
1/20/96	Iowa (-/16)	62-60	W
1/24/96	Northwestern	68-54	W
1/27/96	Minnesota	68-54	W
1/31/96	Penn State (-/10)	61-58	W
2/3/96	Purdue (-/17)	51-56	L
2/7/96	Ohio State	55-41	W
2/10/96	Penn State	50-54	L
2/14/96	Minnesota	63-64	2ot L
2/17/96	Northwestern	75-57	W
2/21/96	Iowa	47-83	L



## YEAR-BY-YEAR RESULTS

2/24/96	Wisconsin	52-73	L
2/27/96	Michigan	46-75	L
3/6/96	Illinois	77-67	W
3/10/96	Indiana	53-57	L
3/13/96	& Washington	64-50	W
3/19/96	+Fresno State	70-80	L

! Maui Invitational (Maui, Hawaii - 5th place)

# Great Eight (Auburn Hills, Mich.)

\* Oldsmobile Spartan Classic (3rd place)

&amp; National Invitation Tournament (East Lansing)

+ National Invitation Tournament (Fresno, Calif.)

## 1996-97

(17-12 Overall; 9-9 - T-6th Big Ten)

Date	Opponent	MSU-Opp	W/L
11/25/96	East Tennessee St.	83-45	W
12/3/96	Cleveland State	83-78	W
12/5/96	Illinois-Chicago	90-60	W
12/14/96	Detroit	84-86 3ot	L
12/17/96	Evansville	86-77	W
12/21/96	Kansas State	75-43	W
12/27/96	*Kent	83-64	W
12/28/96	*Weber State	83-51	W
1/2/97	Indiana (-/12)	65-77	L
1/4/97	Minnesota (-/16)	43-68	L
1/9/97	Wisconsin	58-50	W
1/11/97	Ohio State	69-66	W
1/15/97	Penn State	69-58	W
1/18/97	Northwestern	75-62	W
1/22/97	Illinois	63-66	L
1/25/97	Michigan (-/13)	61-74	L
1/29/97	Purdue	62-72	L
2/1/97	Michigan (-/16)	65-85	L
2/8/97	Purdue	62-77	L
2/12/97	Iowa	69-67	W
2/15/97	Illinois (-/20)	68-79	L
2/19/97	Northwestern	58-70	L
2/22/97	Penn State	71-57	W
2/26/97	Ohio State	67-65	W
3/1/97	Wisconsin	68-49	W
3/6/97	Minnesota (-/2)	74-81	L
3/8/97	Indiana (-/25)	63-60	W
3/12/97	!George Washington	65-50	W
3/17/97	& Florida State	63-68	L

\* Oldsmobile Spartan Classic (1st place)

! National Invitation Tournament (East Lansing)

&amp; National Invitation Tournament (Tallahassee, Fla.)

## 1997-98

## NCAA Tournament

## Big Ten Champions

## #16 AP/#10 ESPN/USA Today

(22-8 Overall; 13-3 - T-1st Big Ten)

Date	Opponent	MSU-Opp	W/L
11/17/97	East Tennessee St.	82-59	W
11/21/97	Illinois-Chicago	58-70	L
11/28/97	!Central Michigan	89-61	W
11/29/97	!Gonzaga	70-68	W
12/4/97	Temple (-/20)	54-56	L
12/6/97	Cleveland State	85-54	W
12/13/97	Detroit	65-68	L
12/17/97	Wright State	95-52	W
12/20/97	South Florida	68-53	W
12/27/97	Eastern Illinois	81-69	W
12/30/97	Purdue (-/5)	74-57	W
1/8/98	Wisconsin	63-40	W
1/10/98	Michigan (-/17)	69-79	L
1/14/98	Minnesota	74-60	W
1/17/98	Illinois	68-64	W
1/21/98	Iowa (-/10)	78-57	W

1/24/98	Penn State	71-59	W
1/28/98	Indiana (22/25)	84-66	W
1/31/98	Northwestern (22/-)	72-66 ot	W
2/4/98	Ohio State (16/-)	84-58	W
2/7/98	Iowa (16/24)	75-64	W
2/12/98	Illinois (13/-)	63-84	L
2/14/98	Minnesota (13/-)	71-59	W
2/17/98	Michigan (14/22)	80-75	W
2/21/98	Wisconsin (14/-)	56-47	W
3/1/98	Purdue (10/11)	96-99 ot	L
3/6/98	%Minnesota (12/-)	73-76	L
3/12/98	\$Eastern Michigan (16/-)	83-71	W
3/14/98	\$Princeton (16/8)	63-56	W
3/19/98	#North Carolina (16/1)	58-73	L

! Coca Cola Spartan Classic (1st place)

% Big Ten Tournament (Chicago, Ill.)

\$ NCAA Tournament (Hartford, Conn.)

# NCAA Tournament (Greensboro, N.C.)

## 1998-99

## NCAA Final Four

## Big Ten Champions

## #2 AP/#3 ESPN/USA Today

(33-5 Overall; 15-1 - 1st Big Ten)

Date	Opponent	MSU-Opp	W/L
11/13/98	NE Louisiana (5/-)	89-58	W
11/17/98	Oakland (5/-)	96-66	W
11/20/98	Temple (5/7)	59-60	L
11/27/98	!Central Florida (5/-)	87-64	W
11/28/98	!Western Mich. (7/-)	90-66	W
12/2/98	+Duke (9/4)	67-73	L
12/5/98	Connecticut (9/1)	68-82	L
12/10/98	East Tenn. St. (14/-)	86-53	W
12/13/98	Illinois-Chicago (14/-)	77-33	W
12/21/98	!Pepperdine (14/-)	79-67	W
12/22/98	^Tulsa (15/-)	68-58	W
12/23/98	^Alabama (15/-)	75-58	W
12/30/98	UNC Asheville (13/-)	64-39	W
1/2/99	Louisville (13/-)	69-57	W
1/6/99	Wisconsin (12/24)	51-66	L
1/9/99	Michigan (12/-)	81-67	W
1/13/99	Minnesota (14/19)	71-55	W
1/16/99	Illinois (14/-)	51-49	W
1/21/99	Iowa (11/14)	80-65	W
1/24/99	Indiana (11/18)	73-59	W
1/27/99	Ohio State (8/15)	76-71	W
1/30/99	Northwestern (8/-)	65-48	W
2/2/99	Penn State (8/-)	70-68	W
2/6/99	Iowa (8/14)	95-81	W
2/11/99	Illinois (5/-)	61-44	W
2/13/99	Minnesota (5/22)	84-82	W
2/16/99	Purdue (4/17)	82-69	W
2/18/99	Michigan (4/-)	73-58	W
2/21/99	Wisconsin (4/13)	56-51	W
2/28/99	Purdue (3/23)	60-46	W
3/5/99	*Northwestern (2/-)	61-59	W
3/6/99	*Wisconsin (2/19)	56-41	W
3/7/99	*Illinois (2/-)	67-50	W
3/12/99	\$Mt. St. Mary's (2/-)	76-53	W
3/14/99	\$Mississippi (2/-)	74-66	W
3/19/99	&Oklahoma (2/-)	54-46	W
3/21/99	&Kentucky (2/8)	73-66	W
3/27/99	#Duke (2/1)	62-68	L

! Coca Cola Spartan Classic (1st place)

+ Great Eight (Chicago, Ill.)

^ Pearl Harbor Classic (Laie, Hawaii - 1st place)

\* Big Ten Tournament (Chicago, Ill.)

\$ NCAA Tournament (Milwaukee, Wis.)

&amp; NCAA Tournament (St. Louis, Mo.)

# NCAA Final Four (St. Petersburg, Fla.)

## 1999-2000

## NATIONAL CHAMPIONS

## Big Ten Champions

## #2 AP/#1 ESPN/USA Today

(32-7 Overall; 13-3 - T-1st Big Ten)

Date	Opponent	MSU-Opp	W/L
11/22/99	Toledo (3/-)	78-33	W
11/25/99	^ Providence (3/-)	82-58	W
11/26/99	^ South Carolina (3/-)	59-56	W
11/27/99	^ Texas (3/20)	74-81	L
12/1/99	North Carolina (8/2)	86-76	W
12/3/99	!Howard (8/-)	75-45	W
12/4/99	!Eastern Mich. (8/-)	74-57	W
12/11/99	+Kansas (4/5)	66-54	W
12/11/99	Arizona (4/2)	68-79	L
12/18/99	Oakland (5/-)	86-51	W
12/23/99	Kentucky (5/-)	58-60	L
12/28/99	Miss. Valley St. (8/-)	96-63	W
12/30/99	Wright State (8/-)	49-53	L
1/5/00	Penn State (11/-)	76-63	W
1/8/00	Iowa (11/-)	75-53	W
1/11/00	Indiana (11/9)	77-71 ot	W
1/20/00	Ohio State (10/13)	67-78	L
1/22/00	Northwestern (10/-)	69-45	W
1/27/00	Northwestern (9/-)	59-29	W
1/30/00	Illinois (9/-)	91-66	W
2/1/00	Michigan (8/-)	82-62	W
2/5/00	Connecticut (8/7)	85-66	W
2/8/00	Purdue (6/-)	67-70	L
2/12/00	Wisconsin (6/-)	61-44	W
2/15/00	Ohio State (6/7)	83-72	W
2/19/00	Wisconsin (6/-)	59-54	W
2/23/00	Penn State (5/-)	79-63	W
2/26/00	Indiana (5/16)	79-81 ot	L
3/2/00	Minnesota (7/-)	79-43	W
3/4/00	Michigan (7/-)	114-63	W
3/10/00	*Iowa (5/-)	75-65	W
3/11/00	*Wisconsin (5/-)	55-46	W
3/12/00	*Illinois (5/25)	76-61	W
3/16/00	\$Valparaiso (2/-)	65-38	W
3/18/00	\$Utah (2/-)	73-61	W
3/23/00	&Syracuse (2/16)	75-58	W
3/25/00	&Iowa State (2/6)	75-64	W
4/1/00	#Wisconsin (2/-)	53-41	W
4/3/00	#Florida (2/13)	89-76	W

! Puerto Rico Shootout (Bayamon, P.R. - 2nd place)

^ Coca Cola Spartan Classic

+ Great Eight (Chicago, Ill.)

\* Big Ten Tournament (Chicago, Ill.)

\$ NCAA Tournament (Cleveland, Ohio)

&amp; NCAA Tournament (Auburn Hills, Mich.)

# NCAA Final Four (Indianapolis, Ind.)



# YEAR-BY-YEAR RESULTS



## 2000-01

### NCAA Final Four Big Ten Champions

#### #3 AP/#3 ESPN/USA Today (28-5 Overall; 13-3 - T-1st Big Ten)

Date	Opponent	MSU-Opp	W/L
11/19/00	Oakland (3/-)	97-61	W
11/24/00	ICornell (4/-)	89-56	W
11/25/00	IEastern Wash. (4/-)	83-61	W
11/29/00	North Carolina (3/6)	77-64	W
12/2/00	Illinois-Chicago (3/-)	97-53	W
12/6/00	Florida (2/8)	99-83	W
12/9/00	Loyola (Ill.) (2/-)	103-71	W
12/16/00	Kentucky (2/-)	46-45	W
12/19/00	+Seton Hall (2/8)	72-57	W
12/27/00	%Bowling Green (1/-)	85-69	W
12/30/00	Wright State (11/-)	88-61	W
1/3/01	Penn State (1/-)	98-73	W
1/7/01	Indiana (1/-)	58-59	L
1/10/01	Northwestern (3/-)	84-53	W
1/13/01	Wisconsin (3/17)	69-59	ot W
1/21/01	Ohio State (3/-)	71-56	W
1/24/01	Northwestern (3/-)	74-58	W
1/27/01	Ohio State (3/-)	55-64	L
1/30/01	Michigan (5/-)	91-64	W
2/4/01	Purdue (5/-)	72-55	W
2/6/01	Illinois (4/7)	66-77	L
2/10/01	Minnesota (4/-)	94-83	W
2/18/01	Iowa (5/25)	94-70	W
2/20/01	Indiana (5/-)	66-57	W
2/24/01	Penn State (5/-)	76-57	W
2/27/01	Wisconsin (3/22)	51-47	W
3/3/01	Michigan (3/-)	78-57	W
3/9/01	*Penn State (2/-)	63-65	L
3/16/01	\$Alabama State (3/-)	69-35	W
3/18/01	\$Fresno State (3/-)	81-65	W
3/27/01	&Gonzaga (3/-)	77-62	W
3/25/01	&Temple (3/-)	69-62	W
3/31/01	#Arizona (3/5)	61-80	L

! Coca Cola Spartan Classic (1st place)  
+ Jimmy V Classic (East Rutherford, N.J.)  
% Sprite Holiday Classic (Auburn Hills, Mich.)  
\* Big Ten Tournament (Chicago, Ill.)  
\$ NCAA Tournament (Memphis, Tenn.)  
& NCAA Tournament (Atlanta, Ga.)  
# NCAA Final Four (Minneapolis, Minn.)

## 2001-02

### NCAA Tournament

(19-12 Overall; 10-6 - 5th Big Ten)

Date	Opponent	MSU-Opp	W/L
11/12/01	+Detroit (15/-)	80-70	W
11/14/01	+Oklahoma (15/25)	67-55	W
11/21/01	&Syracuse (13/18)	58-69	L
11/23/01	&Fresno State (13/23)	58-63	L
11/30/01	IIIPFW (22/-)	81-68	W
12/1/01	ILamar (22/-)	80-71	W
12/5/01	Florida (24/6)	70-74	L
12/9/01	Nicholls State (24/-)	92-38	W
12/15/01	Arizona (23/6)	74-60	W
12/17/01	UNC Asheville (17/-)	76-56	W
12/19/01	Oakland (17/-)	78-50	W
12/22/01	Seton Hall (17/-)	68-64	W
12/29/01	%Stanford (13/16)	64-75	L
1/5/02	Minnesota (19/-)	67-70	L
1/8/02	Indiana (25/-)	65-83	L
1/12/02	Wisconsin (25/-)	63-64	L
1/16/02	Purdue	65-56	W

1/19/02	Penn State	77-65	W
1/22/02	Iowa	71-75	L
1/30/02	Michigan	71-44	W
2/3/02	Illinois (-/12)	67-61	W
2/6/02	Northwestern	49-61	L
2/10/02	Ohio State (-/16)	67-64	W
2/12/02	Illinois (-/18)	61-63	L
2/16/02	Purdue	62-59	W
2/21/02	Minnesota	74-55	W
2/24/02	Indiana (-/23)	57-54	W
2/26/02	Ohio State (-/18)	81-76	W
3/2/02	Iowa	93-79	W
3/9/02	*Indiana (-/22)	56-67	L
3/15/02	\$North Carolina State	58-69	L
! Coca Cola Spartan Classic + Preseason NIT (East Lansing) & Preseason NIT (New York - 4th place) % Pete Newell Challenge (Oakland, Calif.) * Big Ten Tournament (Indianapolis, Ind.) \$ NCAA Tournament (Washington, D.C.)			

## 2002-03

### NCAA Tournament

#### #18 ESPN/USA Today

(22-13 Overall; 10-6 - T-3rd Big Ten)

Date	Opponent	MSU-Opp	W/L
11/22/02	UNC Asheville (9/-)	66-52	W
11/28/02	%Montana (9/-)	80-60	W
11/29/02	%Villanova (9/-)	73-81	L
11/30/02	%Oklahoma State (9/-)	61-64	L
12/4/02	Virginia (21/22)	82-75	W
12/8/02	Cleveland St. (21/-)	79-47	W
12/14/02	Kentucky (21/12)	71-67	W
12/17/02	Loyola (15/-)	80-54	W
12/21/02	South Florida (15/-)	65-56	W
12/28/02	Jacksonville St. (15/-)	76-52	W
12/30/02	Toledo (14/-)	76-81	L
1/4/03	+Oklahoma (14/10)	58-60	L
1/9/03	Ohio State (25/-)	66-55	W
1/11/03	Iowa (25/-)	64-68	L
1/14/03	Purdue	60-72	L
1/18/03	Minnesota	69-77	L
1/22/03	Penn State	70-36	W
1/26/03	Michigan	58-60	L
1/28/03	Indiana (-/19)	61-54	W
2/2/03	Illinois (-/13)	68-65	W
2/8/03	Indiana	67-62	ot W
2/11/03	Wisconsin	53-64	L
2/15/03	Northwestern	64-51	W
2/18/03	Illinois (-/20)	40-70	L
2/23/03	Syracuse (-/15)	75-76	L
2/26/03	Minnesota	71-61	W
3/1/03	Purdue	69-61	W
3/5/03	Iowa	82-54	W
3/8/03	Ohio State	72-58	W
3/14/03	*Purdue	54-42	W
3/15/03	*Ohio State	54-55	L
3/21/03	\$Colorado	79-64	W
3/23/03	\$Florida (-/10)	68-46	W
3/28/03	&Maryland (-/17)	60-58	W
3/30/03	&Texas (-/5)	76-85	L
% Great Alaska Shootout (Anchorage - 4th place) + All College Classic (Oklahoma City, Okla.) * Big Ten Tournament (Chicago, Ill.) \$ NCAA Tournament (Tampa, Fla.) & NCAA Tournament (San Antonio, Texas)			

## 2003-04

### NCAA Tournament

(18-12 Overall; 12-4 - T-2nd Big Ten)

Date	Opponent	MSU-Opp	W/L
11/21/03	Bucknell (3/-)	64-52	W
11/25/03	Kansas (3/6)	74-81	L
11/29/03	IPenn (3/-)	77-52	W
11/30/03	IDePaul (3/-)	89-81	W
12/3/03	Duke (5/6)	50-72	L
12/6/03	+Oklahoma (5/14)	77-80	ot L
12/13/03	%Kentucky (21/8)	74-79	L
12/16/03	South Florida (25/-)	73-60	W
12/20/03	UCLA (25/-)	58-64	L
12/30/03	Coppin State	78-72	W
1/3/04	Syracuse (-/17)	83-96	L
1/10/04	Wisconsin (-/21)	64-77	L
1/14/04	Penn State	76-58	W
1/17/04	Michigan	71-54	W
1/21/04	Northwestern	73-61	W
1/25/04	Purdue (-/23)	70-76	ot L
1/28/04	Minnesota	79-78	ot W
1/31/04	Indiana	84-72	W
2/4/04	Iowa	89-72	W
2/7/04	Ohio State	84-70	W
2/10/04	Illinois	51-75	L
2/14/04	Minnesota	69-58	W
2/17/04	Purdue	62-55	W
2/21/04	Northwestern	66-56	W
2/24/04	Michigan	72-69	W
2/28/04	Penn State	67-42	W
3/2/04	Wisconsin (-/17)	64-68	ot L
3/12/04	*Northwestern	68-55	W
3/13/04	*Wisconsin (-/10)	66-68	L
3/18/04	\$Nevada	66-72	L
% The Basketball Bowl (Detroit, Mich. - Ford Field; Attn: 78,129) ! Spartan Classic + Spartan Clash (Auburn Hills, Mich.) * Big Ten Tournament (Indianapolis, Ind.) \$ NCAA Tournament (Seattle, Wash.)			

## 2004-05

### NCAA Final Four

#### #15 AP/#4 ESPN/USA Today

(26-7 Overall; 13-3 - 2nd Big Ten)

Date	Opponent	MSU-Opp	W/L
11/19/04	Florida A&M (13/-)	104-72	W
11/23/04	UW-Green Bay (10/-)	104-46	W
11/27/04	Nicholls State (10/-)	102-52	W
11/30/04	Duke (11/10)	74-81	L
12/4/04	+George Wash. (11/-)	83-96	L
12/5/04	+George Mason (11/-)	66-60	W
12/11/04	%Stanford (20/-)	78-53	W
12/18/04	Delaware St. (21/-)	63-45	W
12/21/04	UCLA (23/-)	76-64	W
12/29/04	UNC Asheville (23/-)	92-63	W
1/5/05	Penn State (20/-)	84-58	W
1/8/05	Northwestern (20/-)	87-58	W
1/16/05	Wisconsin (15/-)	59-62	L
1/18/05	Purdue (19/-)	71-64	W
1/22/05	Minnesota (19/-)	69-55	W
1/27/05	Michigan (15/-)	64-53	W
1/29/05	Oakland (15/-)	92-75	W
2/1/05	Illinois (12/1)	68-81	L
2/5/05	Iowa (12/-)	75-64	W
2/9/05	Ohio State (13/-)	83-69	W
2/12/05	Michigan (13/-)	64-49	W
2/16/05	Minnesota (11/-)	81-62	W

## YEAR-BY-YEAR RESULTS

2/19/05	Purdue (11/-)	68-57	W
2/24/05	Wisconsin (10/20)	77-64	W
2/27/05	Indiana (10/-)	74-78 ot	L
3/2/05	Northwestern (14/-)	69-58	W
3/5/05	Penn State (14/-)	90-64	W
3/11/05	*Iowa (13/-)	69-71	L
3/18/05	*Old Dominion (15/-)	89-81	W
3/20/05	*Vermont (15/-)	72-61	W
3/25/05	& Duke (15/3)	78-68	W
3/27/05	& Kentucky (15/7)	94-88 2ot	W
4/2/05	#North Carolina (15/2)	71-87	L
+ BB&T Classic (Washington, D.C. - 3rd place)			
% Spartan Clash (Auburn Hills, Mich.)			
* Big Ten Tournament (Chicago, Ill.)			
% NCAA Tournament (Worcester, Mass.)			
& NCAA Tournament (Austin, Texas)			
# NCAA Final Four (St. Louis, Mo.)			

## 2005-06

## NCAA Tournament

(22-12 Overall; 8-8 - T-6th Big Ten)

Date	Opponent	MSU-Opp	W/L
11/19/05	Hawaii (4/-)	62-84	L
11/21/05	+Chaminade (12/-)	89-67	W
11/22/05	+Gonzaga (12/8)	106-109 3ot	L
11/23/05	+Arizona (12/9)	74-71 ot	W
11/27/05	IPFW (12/-)	84-73	W
11/30/05	Georgia Tech (13/-)	88-86	W
12/3/05	%Ark.-Little Rock (13/-)	72-67	W
12/6/05	#Boston College (14/6)	77-70	W
12/10/05	%Wichita State (14/-)	83-64	W
12/16/05	Cleveland St. (12/-)	83-75	W
12/18/05	Florida Inter. (12/-)	85-58	W
12/21/05	UW-Green Bay (10/-)	98-69	W
12/28/05	Tennessee Tech (9/-)	80-63	W
12/31/05	Coppin State (9/-)	78-54	W
1/5/06	Illinois (7/6)	50-60	L
1/8/06	Wisconsin (7/-)	63-82	L
1/11/06	Indiana (14/9)	87-73	W
1/15/06	Ohio State (14/19)	62-59 2ot	W
1/21/06	Iowa (11/23)	85-55	W
1/25/06	Michigan (11/-)	67-72	L
1/28/06	Penn State (11/-)	69-60	W
2/4/06	Northwestern (12/-)	77-66	W
2/8/06	Purdue (12/-)	77-52	W
2/11/06	Minnesota (12/-)	55-69	L
2/14/06	Iowa (16/18)	54-66	L
2/18/06	Michigan (18/-)	90-71	W
2/22/06	Ohio State (18/13)	68-79	L
2/26/06	Indiana (18/-)	71-78	L
3/2/06	Wisconsin (25/-)	74-65	W
3/4/06	Illinois (25/10)	68-75	L
3/9/06	*Purdue	70-58	W
3/10/06	*Illinois (-/9)	61-56	W
3/11/06	*Iowa (-/20)	49-53	L
3/17/06	& George Mason	65-75	L

+ Maui Invitational (Lahaina, Hawaii - 3rd place)

% Grand Rapids, Mich.

# Jimmy V Classic (New York, N.Y.)

% Spartan Clash (Auburn Hills, Mich.)

\* Big Ten Tournament (Indianapolis, Ind.)

&amp; NCAA Tournament (Dayton, Ohio)

## 2006-07

## NCAA Tournament

(23-12 Overall; 8-8 - T-6th Big Ten)

Date	Opponent	MSU-Opp	W/L
11/8/06	%Brown	45-34	W
11/9/06	%Youngstown State	86-61	W
11/12/06	The Citadel	73-41	W
11/16/06	%Texas (-/19)	63-61	W
11/17/06	%Maryland	60-62	L
11/21/06	Vermont	66-46	W
11/25/06	Oakland	71-53	W
11/29/06	Boston College	58-65	L
12/3/06	Bradley	82-53	W
12/6/06	IPFW	80-43	W
12/9/06	\$BYU	76-61	W
12/16/06	Chicago State	69-61	W
12/19/06	Belmont	67-58	W
12/23/06	UW-Green Bay	76-64	W
12/30/06	Loyola (Md.)	74-61	W
1/4/07	Iowa	60-62	L
1/7/07	Indiana	51-73	L
1/10/07	Northwestern	66-45	W
1/14/07	Illinois	63-57	W
1/20/07	Penn State	91-64	W
1/24/07	Minnesota	70-46	W
1/27/07	Ohio State (-/5)	64-66	L
1/30/07	Illinois	50-57	L
2/3/07	Ohio State (-/4)	54-63	L
2/7/07	Purdue	38-62	L
2/13/07	Michigan	59-44	W
2/17/07	Iowa	81-49	W
2/20/07	Wisconsin (-/1)	64-55	W
2/24/07	Indiana	66-58	W
2/27/07	Michigan	56-67	L
3/3/07	Wisconsin (-/4)	50-52	L
3/8/07	*Northwestern	62-57	W
3/9/07	*Wisconsin (-/3)	57-70	L
3/15/07	& Marquette (-/18)	61-49	W
3/17/07	& North Carolina (-/8)	67-81	L

% 2K Sports College Hoops Classic (E. Lan./N.Y. - 2nd place)

% Spartan Clash (Auburn Hills, Mich.)

\* Big Ten Tournament (Chicago, Ill.)

&amp; NCAA Tournament (Winston-Salem, N.C.)

## 2007-08

## NCAA Tournament

(27-9 Overall; 12-6 - 4th Big Ten)

Date	Opponent	MSU-Opp	W/L
11/13/07	%Chicago St. (12/-)	86-53	W
11/14/07	%La.-Monroe (12/-)	83-65	W
11/19/07	%Missouri (10/-)	86-83	W
11/20/07	%UCLA (10/2)	63-68	L
11/24/07	Oakland (10/-)	75-71	W
11/28/07	N. Carolina St. (10/24)	81-58	W
12/1/07	Jacksonville (10/-)	80-51	W
12/4/07	Bradley (9/-)	66-61	W
12/8/07	^ BYU (9/20)	68-61	W
12/15/07	IPFW (9/-)	79-57	W
12/19/07	San Jose State (9/-)	85-45	W
12/22/07	\$Texas (9/4)	78-72	W
12/29/07	Green Bay (7/-)	93-75	W
1/5/08	Minnesota (6/-)	65-59	W
1/8/08	Purdue (6/-)	78-75	W
1/12/08	Iowa (6/-)	36-43	L
1/15/08	Ohio State (11/-)	66-60	W
1/20/08	Minnesota (11/-)	78-73	W
1/24/08	Northwestern (10/-)	78-62	W
1/27/08	Michigan (10/-)	77-62	W
1/30/08	Illinois (8/-)	51-41	W
2/2/08	Penn State (8/-)	76-85	L

2/9/08	Northwestern (11/-)	70-55	W
2/12/08	Purdue (10/19)	54-60	L
2/16/08	Indiana (10/13)	61-80	L
2/20/08	Penn State (19/-)	86-49	W
2/23/08	Iowa (19/-)	66-52	W
2/28/08	Wisconsin (19/10)	42-57	L
3/2/08	Indiana (19/12)	103-74	W
3/6/08	Illinois (17/-)	59-51	W
3/9/08	Ohio State (17/-)	54-63	L
3/14/08	*Ohio State (19/-)	67-60	W
3/15/08	*Wisconsin (19/8)	63-65	L
3/20/08	& Temple (18/-)	72-61	W
3/22/08	& Pittsburgh (18/17)	65-54	W
3/28/08	#Memphis (18/2)	74-92	L

% CBE Classic (East Lansing/Kansas City, Mo. - 2nd place)

^ Salt Lake City, Utah

% Spartan Clash (Auburn Hills, Mich.)

\* Big Ten Tournament (Indianapolis, Ind.)

&amp; NCAA Tournament (Denver, Colo.)

# NCAA Tournament (Houston, Texas)

## 2008-09

## NCAA Final Four

## Big Ten Champions

## #8 AP/#2 ESPN/USA Today

(31-7 Overall; 15-3 - 1st Big Ten)

Date	Opponent	MSU-Opp	W/L
11/16/08	Idaho (6/-)	100-62	W
11/19/08	IPFW (5/-)	70-59	W
11/27/08	+Maryland (5/-)	62-80	L
11/28/08	+Oklahoma State (5/-)	94-79	W
11/30/08	+Wichita State (5/-)	65-57	W
12/3/08	%North Carolina (13/1)	63-98	L
12/7/08	Bradley (13/-)	75-59	W
12/13/08	Alcorn State (18/-)	118-60	W
12/17/08	The Citadel (19/-)	79-65	W
12/20/08	\$Texas (19/5)	67-63	W
12/27/08	^ Oakland (11/-)	82-66	W
12/31/08	Minnesota (10/21)	70-58	W
1/3/09	Northwestern (10/-)	77-66	W
1/6/09	Ohio State (8/-)	67-58	W
1/10/09	Kansas (8/-)	75-62	W
1/14/09	Penn State (7/-)	78-73	W
1/17/09	Illinois (7/-)	63-57	W
1/21/09	Northwestern (7/-)	63-70	L
1/25/09	Ohio State (7/-)	78-67	W
1/29/09	Iowa (9/-)	71-56	W
2/1/09	Penn State (9/-)	68-72	L
2/4/09	Minnesota (13/19)	76-47	W
2/7/09	Indiana (13/-)	75-47	W
2/10/09	Michigan (9/-)	54-42	W
2/17/09	Purdue (6/19)	54-72	L
2/22/09	Wisconsin (6/-)	61-50	W
2/25/09	Iowa (9/-)	62-54	W
3/1/09	Illinois (9/20)	74-66	W
3/3/09	Indiana (8/-)	64-59	W
3/8/09	Purdue (8/19)	62-51	W
3/13/09	*Minnesota (7/-)	64-56	W
3/14/09	*Ohio State (7/-)	70-82	L
3/20/09	& Robert Morris (8/-)	77-62	W
3/22/09	& USC (8/-)	74-69	W
3/27/09	*#Kansas (8/14)	67-62	W
3/29/09	#Louisville (8/1)	64-52	W
4/4/09	^Connecticut (8/5)	82-73	W
4/6/09	^North Carolina (8/2)	72-89	L

+ Old Spice Classic (Lake Buena Vista, Fla.)

% Ford Field, Detroit, Mich.

^ Auburn Hills, Mich.

\* Big Ten Tournament (Indianapolis, Ind.)

&amp; NCAA Tournament (Minneapolis, Minn.)

# NCAA Tournament (Indianapolis, Ind.)

! NCAA Final Four (Detroit, Mich.)

# YEAR-BY-YEAR RESULTS



## 2009-10

### NCAA Final Four

#### Big Ten Champions

#### #13 AP/#4 ESPN/USA Today

(28-9 Overall; 14-4 - 1-1st Big Ten)

Date	Opponent	MSU-Opp	W/L
11/13/09	Florida Gulf Coast (2/-)	97-58	W
11/17/09	Gonzaga (2/-)	75-71	W
11/20/09	%Toledo (2/-)	75-62	W
11/22/09	%Valparaiso (2/-)	90-60	W
11/27/09	%Florida (2/-)	74-77	L
11/28/09	%UMass (2/-)	106-68	W
12/1/09	North Carolina (9/10)	82-89	L
12/4/09	Wofford (9/-)	72-60	W
12/7/09	The Citadel (12/-)	69-56	W
12/10/09	Oakland (12/-)	88-57	W
12/19/09	IPFW (12/-)	72-60	W
12/22/09	Texas (9/2)	68-79	L
12/30/09	UT Arlington (11/-)	87-68	W
1/2/10	Northwestern (11/25)	91-70	W
1/6/10	Wisconsin (10/17)	54-47	W
1/9/10	Iowa (10/-)	71-53	W
1/13/10	Minnesota (7/-)	60-53	W
1/16/10	Illinois (7/-)	73-63	W
1/20/10	Iowa (6/-)	70-63	W
1/23/10	Minnesota (6/-)	65-64	W
1/26/10	Michigan (5/-)	57-56	W
1/30/10	Northwestern (5/-)	79-70	W
2/2/10	Wisconsin (5/16)	49-67	L
2/6/10	Illinois (5/-)	73-78	L
2/9/10	Purdue (10/6)	64-76	L
2/13/10	Penn State (10/-)	65-54	W
2/16/10	Indiana (11/-)	72-58	W
2/21/10	Ohio State (11/9)	67-74	L
2/28/10	Purdue (14/3)	53-44	W
3/4/10	Penn State (11/-)	67-65	W
3/7/10	Michigan (11/-)	64-48	W
3/12/10	*Minnesota (11/-)	67-72	ot L
3/19/10	&New Mexico State (13/-)	70-67	W
3/21/10	&Maryland (13/20)	85-83	W
3/26/10	#Northern Iowa (13/-)	59-52	W
3/28/10	#Tennessee (13/15)	70-69	W
4/3/10	!Butler (13/11)	50-52	L

% Legends Classic (East Lansing/Atlantic City, N.J. - 3rd place)

\* Big Ten Tournament (Indianapolis, Ind.)

& NCAA Tournament (Spokane, Wash.)

# NCAA Tournament (St. Louis, Mo.)

! NCAA Final Four (Indianapolis, Ind.)

## 2010-11

### NCAA Tournament

(19-15 Overall; 9-9 - 1-4th Big Ten)

Date	Opponent	MSU-Opp	W/L
11/12/10	Eastern Michigan (2/-)	96-66	W
11/16/10	South Carolina (2/-)	82-73	W
11/22/10	%Chaminade (2/-)	82-74	W
11/23/10	%Connecticut (2/-)	67-70	L
11/24/10	%Washington (2/13)	76-71	W
11/28/10	Tennessee Tech (2/-)	73-55	W
12/1/10	Duke (6/1)	79-84	L
12/4/10	Bowling Green (9/-)	74-39	W
12/7/10	Syracuse (7/8)	58-72	L
12/11/10	Oakland (7/-)	77-76	W
12/18/10	Prairie View A&M (14/-)	90-51	W
12/22/10	Texas (12/18)	55-67	L
12/31/10	Minnesota (20/14)	71-62	W
1/3/11	Northwestern (18/-)	65-62	W
1/8/11	Penn State (18/-)	62-66	L
1/11/11	Wisconsin (-/20)	64-61	ot W
1/15/11	Northwestern	71-67	ot W
1/18/11	Illinois (17/23)	62-71	L
1/22/11	Purdue (17/14)	76-86	L
1/27/11	Michigan (25/-)	57-61	L
1/30/11	Indiana (25/-)	84-83	ot W
2/2/11	Iowa	52-72	L
2/6/11	Wisconsin (-/19)	56-82	L
2/10/11	Penn State	75-57	W
2/15/11	Ohio State (-/2)	61-71	L
2/19/11	Illinois	61-57	W
2/22/11	Minnesota	53-48	W
2/27/11	Purdue (-/8)	47-67	L
3/2/11	Iowa	85-66	W
3/5/11	Michigan	63-70	L
3/10/11	*Iowa	66-61	W
3/11/11	*Purdue (-/9)	74-56	W
3/12/11	*Penn State	48-61	L
3/17/11	&UCLA	76-78	L

% Maui Invitational (Lahaina, Hawai'i - 3rd place)

\* Big Ten Tournament (Indianapolis, Ind.)

& NCAA Tournament (Tampa, Fla.)

## 2011-12

### NCAA Tournament

(29-8 Overall; 13-5 - 1-1st Big Ten)

#### #5 AP/#7 ESPN/USA Today

(29-8 Overall; 13-5 - 1-1st Big Ten)

Date	Opponent	MSU-Opp	W/L
11/11/11	%North Carolina (-/1)	55-67	L
11/15/11	^Duke (-/6)	69-74	L
11/18/11	Texas Southern	76-41	W
11/20/11	UALR	69-47	W
11/23/11	Milwaukee	68-55	W
11/27/11	Eastern Michigan	72-40	W
11/30/11	Florida State	65-49	W
12/4/11	Nebraska Omaha	110-68	W
12/7/11	Central Connecticut	89-69	W
12/10/11	Gonzaga (-/23)	74-67	W
12/17/11	Bowling Green (21/-)	74-60	W
12/19/11	UMKC (19/-)	89-54	W
12/22/11	Lehigh (19/-)	90-81	W
12/28/11	Indiana (16/13)	80-65	W
12/31/11	Nebraska (16/-)	68-55	W
1/3/12	Wisconsin (10/18)	63-60	ot W
1/10/12	Iowa (6/-)	95-61	W
1/14/12	Northwestern (6/-)	74-81	L
1/17/12	Michigan (9/20)	59-60	W
1/21/12	Purdue (9/-)	83-58	W
1/25/12	Minnesota (10/-)	68-52	W
1/31/12	Illinois (9/-)	41-42	L
2/5/12	Michigan (9/23)	64-54	W
2/8/12	Penn State (11/-)	77-57	W
2/11/12	Ohio State (11/3)	58-48	W
2/16/12	Wisconsin (7/15)	69-55	W
2/19/12	Purdue (7/-)	76-62	W
2/22/12	Minnesota (6/-)	66-61	W
2/25/12	Nebraska (6/-)	62-34	W
2/28/12	Indiana (5/18)	55-70	L
3/4/12	Ohio State (5/10)	70-72	L
3/9/12	*Iowa (8/-)	92-75	W
3/10/12	*Wisconsin (8/14)	65-52	W
3/11/12	*Ohio State (8/7)	68-64	W
3/16/12	&LIU Brooklyn (5/-)	89-67	W
3/18/12	&Saint Louis (5/-)	65-61	W
3/22/12	#Louisville (5/17)	44-57	L

% Quicken Loans Carrier Classic (USS Carl Vinson, San Diego)

^ Champions Classic (New York, N.Y.)

\* Big Ten Tournament (Indianapolis, Ind.)

& NCAA Tournament (Columbus, Ohio)

# NCAA Tournament (Phoenix, Ariz.)

## MICHIGAN STATE'S RECORD

When ranked	465-163
When ranked in Top 10	240-79
When ranked No. 1	5-3
vs. ranked opponents	167-251
vs. opp. ranked in Top 10	53-135
vs. opp. ranked No. 1	2-18

\* Rankings based on The Associated Press Poll

## ALL-TIME RECORDS VS. OPPONENTS

## AC Spark Plug (Flint).....1-0

(A - 1-0)  
12-26-1919 A W 29-28

## Adrian.....12-0

(H - 9-0; A - 3-0)

1-18-1906 H W 43-18  
3-10-1906 A W 21-20  
2-7-1907 H W 54-24  
2-20-1907 A W 41-20  
1-17-1908 H W 30-14  
2-22-1908 A W 42-31  
1-25-1909 H W 53-13  
12-15-1923 H W 25-12  
12-10-1924 H W 42-16  
12-12-1925 H W 30-14  
12-8-1926 H W 33-29  
12-7-1927 H W 30-25

## Akron.....1-0

(A - 1-0)  
2-27-1914 A W 45-30

## Alabama.....1-1

(N - 1-1)  
12-28-1983 N L 69-81  
12-23-1998 N W 75-58

## Alabama-Birmingham.....0-2

(N - 0-2)  
3-15-1985 N L 68-70  
3-29-1989 N L 76-78 ot

## Alabama State.....1-0

(N - 1-0)  
3-16-2001 N W 69-35

## Albion.....10-1

(H - 8-1; A - 2-0)

2-23-1906 A W 44-11  
3-3-1906 H W 59-8  
2-2-1912 H W 60-23  
1-2-1922 H W 33-13  
1-12-1927 H L 31-37  
2-8-1928 H W 52-20  
12-3-1932 H W 31-29  
12-2-1935 H W 36-28  
12-9-1936 H W 32-22  
1-8-1945 A W 72-36  
1-22-1945 H W 58-38

## Alcorn State.....1-0

(H - 1-0)  
12-13-2008 H W 118-60

## Alger Country Club.....1-0

(A - 1-0)  
3-21-1920 A W 17-14

## Alma.....15-1

(H - 12-0; A - 3-1)

2-1-1902 H W 102-3  
3-9-1902 A W 29-3  
1-23-1904 H W 52-7  
2-27-1904 A L 14-22  
3-16-1906 H W 52-8  
1-20-1911 H W 51-24  
2-24-1911 A W 23-21  
1-16-1912 H W 53-14  
2-16-1912 A W 37-15  
1-27-1913 H W 48-24  
1-20-1917 H W 47-7  
1-4-1922 H W 43-17  
2-17-1923 H W 27-21  
2-6-1931 H W 42-20  
12-3-1931 H W 39-12  
11-27-1948 H W 46-33

## Alpena Independent.....1-0

(A - 1-0)  
3-20-1920 A W 22-11

## Alumini.....3-1

(H - 3-1)

3-14-1925 H W 43-19  
3-6-1926 H L 38-40  
2-25-1927 H W 36-24  
1-17-1959 H W 63-56

## Ann Arbor YMCA.....0-2

(H - 0-1; A - 0-1)

2-12-1906 H L 20-21  
2-24-1906 A L 25-29

## Arizona.....2-4

(H - 1-1; A - 0-2; N - 1-1)

1-2-1947 H L 43-45  
12-29-1987 A L 58-78  
12-11-2000 A L 68-79  
3-31-2001 N L 61-80  
12-15-2001 H W 74-60  
11-23-2005 N W 74-71 ot

## Arizona State.....1-0

(N - 1-0)  
12-30-1972 N W 83-74

## Arkansas.....2-0

(N - 2-0)

11-27-1991 N W 86-71  
12-28-1995 N W 75-72

## Arkansas-Little Rock.....2-0

(H - 1-0; N - 1-0)

12-3-2005 N W 72-67  
11-20-2011 H W 69-47

## Armour Inst. of Tech.....7-2

(H - 5-0; A - 2-2)

1-12-1907 H W 51-24  
2-27-1908 A L 26-29  
2-21-1909 H W 53-7  
2-11-1910 A W 26-11  
1-21-1911 H W 51-11  
2-3-1911 A L 21-36  
1-12-1912 A W 39-30  
1-27-1912 H W 51-18  
2-12-1923 H W 27-22

## Army.....1-0

(H - 1-0)  
12-1-1984 H W 76-64

## Auburn.....1-0

(N - 1-0)  
11-24-1989 N W 92-79

## Austin Peay.....3-1

(H - 3-0; A - 0-1)

12-19-1987 A L 77-85  
12-17-1988 H W 70-60  
12-9-1989 H W 88-76  
12-27-1991 H W 82-71

## Ball State.....1-0

(H - 1-0)

12-29-1994 H W 117-95

## Baltimore.....1-0

(A - 1-0)

1-29-1940 A W 39-28

## Battle Creek YMCA.....3-0

(H - 2-0; A - 1-0)

2-25-1905 H W 94-4  
2-24-1908 A W 28-14  
2-18-1909 H W 32-25

## Bay City YMCA.....3-0

(H - 2-0; A - 1-0)

1-21-1905 H W 47-20  
3-3-1905 A W 30-14  
2-7-1910 H W 84-12

## Belmont.....1-0

(H - 1-0)

12-19-2006 H W 67-58

## Bethany.....2-1

(H - 2-0; A - 0-1)

3-2-1921 H W 41-18  
1-16-1930 A L 27-36  
2-11-1930 H W 36-32

## Boise State.....1-0

(A - 1-0)

11-29-1982 A W 71-59

## Boston College.....2-3

(H - 1-0; A - 0-1; N - 1-2)

2-22-1947 H W 70-49  
12-28-1973 N L 81-94  
12-28-1984 N L 78-82  
12-6-2005 N W 77-70  
11-29-2006 A L 58-65

## Bowling Green.....10-3

(H - 7-1; A - 2-1; N - 1-1)

12-3-1959 H W 96-67  
12-5-1960 A W 70-67  
12-7-1963 H W 104-81  
12-7-1965 A W 84-59  
12-28-1966 N L 67-75  
3-18-1983 H W 72-71  
12-10-1988 H W 89-72  
12-18-1989 H L 79-61  
1-21-1990 A L 85-98  
12-28-1993 H W 62-49  
12-27-2000 N W 85-69  
12-4-2010 H W 74-39  
12-17-2011 H W 74-60

## Bradley.....4-0

(H - 2-0; A - 1-0; N - 1-0)

12-19-1969 N W 89-87  
12-3-2006 H W 82-53  
12-4-2007 A W 66-61  
12-7-2008 H W 75-59

## Brigham Young.....5-4

(H - 3-0; A - 0-3; N - 2-1)

12-29-1930 H W 29-28  
12-9-1956 H W 79-61  
12-21-1959 A L 75-79  
12-23-1963 A L 90-95  
12-16-1980 A L 50-82  
12-4-1982 H W 63-55  
12-29-1986 N L 88-96  
12-9-2006 N W 76-51  
12-8-2007 N W 68-61

## Brooklyn.....2-0

(H - 2-0)

12-15-1983 H W 85-72  
12-2-1986 H W 80-62

## Brown.....1-0

(H - 1-0)

11-8-2006 H W 45-34

## Buchtel.....0-1

(A - 0-1)

2-27-1913 A L 30-35

## Bucknell.....1-0

(H - 1-0)

11-21-2003 H W 64-52

## Buffalo.....4-0

(H - 1-0; A - 3-0)

2-1-1917 H W 36-17  
1-16-1933 A W 29-18  
1-12-1934 A W 37-30  
1-14-1938 A W 65-35

## Butler.....13-11

(H - 9-2; A - 4-8; N - 0-1)

1-14-1927 A L 16-53  
1-31-1927 H L 23-29  
2-1-1936 H L 21-24  
2-8-1937 A L 21-27  
1-28-1938 H W 21-15  
1-21-1939 A L 33-34  
1-29-1939 H W 39-29  
1-28-1942 H W 40-39  
2-7-1942 A L 36-38  
12-17-1956 A L 79-83  
12-2-1957 H W 74-55  
12-8-1958 H W 72-46  
12-28-1959 A W 85-80  
12-3-1960 H W 77-71  
12-23-1961 A W 77-72  
12-28-1963 A W 76-65  
12-19-1964 A L 89-90  
12-9-1965 H W 75-56  
12-14-1967 A L 55-65  
12-13-1968 H W 70-60  
12-17-1969 A L 60-81  
12-14-1970 H W 99-75  
12-20-1971 A W 77-71  
4-3-2010 N L 50-52

## Camp Grant.....0-2

(H - 0-1; A - 0-1)

1-29-1943 H L 31-39  
2-20-1943 A L 31-43

## California.....0-5

(H - 0-1; A - 0-2; N - 0-2)

1-5-1938 H L 29-31  
12-22-1939 A L 37-41  
12-23-1959 A L 60-71  
12-30-1961 N L 72-85  
12-20-1963 N L 68-78

## Cal State Fullerton.....4-0

(H - 2-0; A - 1-0; N - 1-0)

12-1-1976 H W 80-49  
12-9-1978 H W 92-89  
12-6-1980 A W 58-42  
12-29-1981 N W 51-50 ot

## UCLA.....2-6

(H - 1-1; A - 1-3; N - 0-2)

12-19-1952 H L 55-60  
12-31-1953 A L 57-67  
12-27-1957 A W 63-61  
12-28-1960 A L 61-98  
12-20-2003 A L 58-64  
12-21-2004 H W 76-64  
11-20-2007 N L 63-68  
3-17-2011 N L 76-78

## UC Santa Barbara.....1-0

(N - 1-0)

3-17-1990 N W 62-58

## Canisius.....4-0

(H - 2-0; A - 2-0)

12-8-1975 H W 83-68  
12-18-1976 A W 82-59  
11-24-1984 A W 80-71  
12-7-1985 H W 90-61

## Carleton.....0-1

(H - 0-1)

1-7-1924 H L 12-27

## Carnegie Inst. of Tech.....4-0

(H - 3-0; A - 1-0)

12-29-1921 H W 38-17  
12-30-1922 H W 37-29  
2-19-1926 H W 27-22  
1-17-1930 A W 35-23

# ALL-TIME RECORDS VS. OPPONENTS



## Case.....1-1

(H - 1-0; A - 0-1)

1-8-1937 A L 34-38

1-1-1938 H W 48-34

## Central Connecticut St.....1-0

(H - 1-0)

12-7-2011 H W 89-69

## Central Florida.....1-0

(H - 1-0)

11-27-1998 H W 87-64

## Central Michigan.....30-3

(H - 25-2; A - 5-1)

2-3-1906 H W 37-12

2-16-1906 A W 21-18

1-26-1907 H W 42-18

3-1-1907 A W 33-22

1-4-1908 A W 46-8

2-5-1908 H W 41-23

1-6-1912 H W 72-10

1-7-1920 H W 29-15

1-8-1921 H W 26-21

1-25-1922 H W 27-21

1-27-1923 H W 28-13

1-29-1924 H W 21-20

1-26-1934 H W 32-27

12-1-1934 H W 43-14

1-7-1939 H W 29-24

12-8-1941 H W 29-23

12-22-1970 H W 85-74

12-19-1972 H W 96-74

12-1-1973 A W 78-70

12-2-1974 H W 82-78

12-1-1975 H W 69-61

11-29-1976 A L 76-81

11-28-1977 H W 68-61

11-27-1978 H W 71-54

12-18-1979 A W 95-76

11-29-1980 H L 66-89

11-27-1981 H W 89-70

11-27-1982 H W 62-47

11-25-1983 H W 73-52

11-29-1985 H W 103-60

12-20-1990 H W 74-61

12-29-1995 H L 62-69

11-28-1997 H W 89-61

## Central State.....1-0

(H - 1-0)

1-27-1931 H W 31-18

## Chaminade.....3-0

(N - 3-0)

11-20-1995 N W 69-66

11-21-2005 N W 89-67

11-22-2010 N W 82-74

## Chicago.....2-3

(H - 0-1; A - 2-2)

12-31-1919 H L 25-32

12-22-1923 A L 17-21

12-20-1924 A W 29-15

12-19-1925 A W 28-21

12-18-1926 A L 24-33

## Chicago State.....2-0

(H - 2-0)

12-16-2006 H W 69-61

11-13-2007 H W 86-53

## Chicago West. YMCA.....0-1

(H - 0-1)

1-19-1904 H L 13-44

## Chicago YMCA College.....3-0

(H - 3-0)

1-28-1920 H W 33-20

3-4-1922 H W 25-21

1-30-1923 H W 23-19

## Cincinnati.....9-4

(H - 4-2; A - 4-1; N - 1-1)

12-5-1930 H W 22-8

1-22-1942 H W 37-30

2-6-1942 A W 36-30

1-6-1945 H L 37-39

1-12-1945 A L 50-54

1-5-1946 H W 69-38

2-4-1946 A W 69-39

12-19-1978 N W 63-52

12-21-1981 H L 45-56

12-13-1982 A W 70-69

12-13-1990 A W 65-63

12-21-1991 H W 90-89

3-22-1992 N L 65-77

## Citadel, The.....3-0

(H - 2-0; A - 0-1)

11-12-2006 H W 73-41

12-17-2008 H W 79-65

12-7-2009 A W 69-56

## Cleveland State.....8-0

(H - 5-0; A - 3-0)

12-21-1982 H W 95-56

12-12-1983 A W 71-62

12-7-1993 A W 90-76

12-12-1994 H W 111-68

12-3-1996 H W 83-78

12-6-1997 A W 85-54

12-8-2002 H W 79-47

12-16-2005 H W 83-75

## Coe.....1-0

(H - 1-0)

1-16-1928 H W 35-25

## Colgate.....5-1

(H - 2-0; A - 3-1)

2-1-1929 A L 35-36

1-16-1931 A W 41-31

1-17-1931 A W 50-30

1-29-1932 H W 30-21

1-30-1932 H W 29-28

1-17-1933 A W 40-26

## Colorado.....3-1

(H - 1-0; N - 2-1)

12-28-1956 N L 87-90

12-14-1957 H W 84-44

12-28-1988 N W 60-57

3-21-2003 N W 79-64

## Colorado State.....1-0

(N - 1-0)

12-17-1971 N W 67-63

## Concordia.....1-0

(H - 1-0)

1-15-1927 H W 45-25

## Connecticut.....2-2

(H - 1-0; A - 0-1; N - 1-1)

12-5-1998 A L 68-82

2-5-2000 H W 85-66

4-4-2009 N W 82-73

11-23-2010 N L 67-70

## Coppin State.....2-0

(H - 2-0)

12-30-2003 H W 78-72

12-31-2005 H W 78-54

## Cornell.....5-1

(H - 5-1)

1-3-1929 H W 38-24

1-2-1932 H W 29-26

12-20-1948 H L 45-56

12-29-1949 H W 61-54

12-29-1993 H W 83-69

11-24-2000 H W 89-56

## Creighton.....7-5

(H - 4-2; A - 3-3)

2-11-1920 A L 21-22

2-12-1920 A W 18-15

3-1-1920 H W 31-24

3-3-1921 H W 27-20

2-3-1922 A L 30-41

2-4-1922 A L 21-25

2-27-1922 H L 28-34

12-18-1939 A W 32-30

12-19-1939 A W 38-21

12-30-1940 H L 29-37

12-31-1940 H W 34-29

12-5-1953 H W 88-51

## Dartmouth.....1-0

(H - 1-0)

12-28-1951 H W 47-42

## Dayton.....2-0

(H - 1-0; A - 1-0)

12-7-1991 A W 83-74

12-19-1992 H W 65-60

## Dearborn Naval A.B.....1-0

(H - 1-0)

1-19-1943 H W 55-24

## Defiance.....2-0

(H - 1-0; A - 1-0)

1-23-1951 H W 54-12

1-30-1915 A W 30-19

## Delaware State.....1-0

(H - 1-0)

12-18-2004 H W 63-45

## Denison.....0-1

(A - 0-1)

2-28-1913 A L 18-44

## Denver.....1-0

(H - 1-0)

12-13-1951 H W 50-48

## DePaul.....4-7

(H - 2-3; A - 2-4)

2-26-1908 A W 26-17

1-13-1909 H W 76-7

2-16-1937 H L 21-23

1-23-1943 A L 37-45

1-18-1946 A L 52-58

1-25-1947 A L 45-52

1-24-1948 A L 42-52

2-3-1948 H L 49-63

12-22-1954 H L 75-76

1-29-1955 A W 88-72

11-30-2003 H W 89-81

## DePauw.....1-5

(H - 0-3; A - 1-2)

1-31-1919 A W 18-17

2-12-1919 H L 12-21

2-18-1920 H L 21-33

2-23-1920 A L 18-31

1-21-1921 A L 19-39

2-7-1921 H L 23-26

## Detroit.....45-16

(H - 26-6; A - 19-10)

12-29-1917 A L 22-32

1-3-1920 A L 29-30

2-23-1924 H W 31-17

2-11-1925 H W 23-22

1-26-1926 A L 10-16

2-2-1926 H L 22-29

1-19-1927 H W 30-23

2-12-1927 A L 27-30

1-13-1928 H W 27-23

2-17-1928 H W 17-13

1-18-1929 A W 27-13

2-15-1929 H W 40-15

1-9-1930 H W 26-20

1-25-1930 A W 21-18

2-10-1931 H W 34-16

2-21-1931 A W 16-11

1-19-1932 H W 22-13

2-17-1932 A W 35-34

2-15-1933 H W 30-28

2-18-1933 A L 16-27

2-14-1934 H W 27-20

2-17-1934 A W 28-22

1-31-1942 A W 32-28

2-16-1942 H L 37-39

2-14-1945 H W 53-29

2-24-1945 A W 62-38

1-23-1946 H W 40-38

2-9-1946 H W 58-46

1-11-1947 A W 52-44

2-19-1947 H W 55-48

1-20-1948 A W 52-34

1-26-1948 H W 66-31

1-10-1949 H W 66-49

1-17-1949 A L 34



# ALL-TIME RECORDS VS. OPPONENTS

## Detroit YMCA.....10-14

(H - 8-6; A - 2-8)

1-26-1903	H	W	43-8
1-28-1907	A	L	14-31
2-19-1907	H	L	17-23
1-20-1908	A	L	20-33
2-14-1908	H	L	27-29
2-11-1909	A	L	18-25
3-11-1909	H	W	33-28
3-7-1910	A	W	27-24
1-30-1911	A	L	11-22
2-24-1912	H	W	42-26
3-4-1912	A	W	20-17
2-11-1913	A	L	22-23
3-8-1913	H	W	39-9
2-14-1914	H	L	27-29
3-3-1914	H	L	22-27
1-22-1915	H	W	23-14
3-2-1915	A	L	9-21
2-12-1916	H	W	27-23
3-7-1916	H	L	14-35
2-3-1917	H	W	33-26
3-10-1917	H	L	15-30
12-28-1917	A	L	13-31
1-26-1918	A	L	20-34
3-9-1918	H	W	23-16

## DeVilbiss College.....0-1

(A - 0-1)

12-20-1919	A	L	25-37
------------	---	---	-------

## Drake.....2-1

(H - 1-1; A - 1-0)

12-2-1944	H	W	44-36
12-12-1964	H	L	75-91
12-22-1965	A	W	61-50

## Duke.....2-7

(H - 0-1; A - 0-2; N - 2-4)

12-29-1958	N	W	82-57
3-20-1994	N	L	74-85
12-2-1998	N	L	67-73
3-27-1999	N	L	62-68
12-03-2003	H	L	50-72
11-30-2004	A	L	74-81
3-25-2005	N	W	78-68
12-1-2010	A	L	79-84
11-15-2011	N	L	69-74

## Earlham.....1-1

(H - 0-1; A - 1-0)

1-30-1925	A	W	24-23
2-13-1926	H	L	21-26

## East Tennessee State.....7-0

(H - 4-0; A - 2-0; N - 1-0)

1-2-1993	A	W	80-69
12-28-1993	N	W	92-69
11-9-1998	H	W	107-81
12-21-1995	H	W	63-57
11-25-1996	H	W	83-45
11-17-1997	H	W	82-59
12-10-1998	A	W	86-53

## Eastern Illinois.....1-0

(H - 1-0)

12-27-1997	H	W	81-69
------------	---	---	-------

## Eastern Kentucky.....1-0

(H - 1-0)

12-1-1969	H	W	89-85
-----------	---	---	-------

## Eastern Michigan.....28-3

(H - 18-1; A - 9-2; N - 1-0)

3-3-1900	A	W	25-8
3-2-1901	H	W	21-6
3-16-1901	A	W	12-7
2-13-1903	A	W	23-7
3-7-1903	H	W	49-5
2-6-1904	A	W	22-2
3-5-1904	H	W	62-10
1-29-1907	A	W	50-25

## 3-2-1907 H W 72-13

1-14-1922	H	W	28-22
1-13-1923	H	W	19-17
1-30-1926	H	L	23-35
1-22-1934	H	L	34-27
1-8-1935	H	W	35-14
1-24-1935	A	W	53-28
1-25-1936	A	W	37-24
1-29-1936	H	W	18-15
1-18-1945	A	W	75-31
12-10-1973	H	W	91-69
12-7-1974	H	W	92-60
1-6-1975	A	L	79-85
12-11-1976	H	W	54-52 ot
12-12-1980	H	W	73-63
11-28-1986	H	W	99-83
12-17-1987	A	L	80-84 ot
12-22-1988	H	W	91-76
12-23-1989	H	W	87-73
3-12-1998	N	W	83-71
12-4-1999	H	W	74-57
11-12-2010	H	W	96-66
11-27-2011	A	W	72-40

## Eastern Washington.....1-0

(H - 1-0)

11-25-2000	H	W	83-61
------------	---	---	-------

## Evansville.....4-0

(H - 2-0; A - 2-0)

12-20-1989	A	W	80-66
12-18-1990	H	W	81-76
12-6-1995	H	W	67-63
12-17-1996	A	W	86-77

## Florida.....3-3

(H - 1-0; A - 0-1; N - 2-2)

12-30-1987	N	L	58-83
4-3-2000	N	W	89-76
12-6-2000	H	W	99-83
12-5-2001	A	L	70-74
3-23-2003	N	W	68-46
11-27-2009	N	L	74-77

## Florida A&M.....1-0

(H - 1-0)

11-19-2004	H	W	104-72
------------	---	---	--------

## Florida Gulf Coast.....1-0

(H - 1-0)

11-13-2009	H	W	97-58
------------	---	---	-------

## Florida International.....1-0

(H - 1-0)

12-18-2005	H	W	85-58
------------	---	---	-------

## Florida State.....1-1

(H - 1-0; A - 0-1)

3-17-1997	A	L	63-68
11-30-2011	H	W	65-49

## Fort Custer Officers.....4-1

(H - 3-1; A - 1-0)

1-9-1918	H	L	16-27
1-19-1918	H	W	24-20
1-24-1919	H	W	31-13
12-19-1919	A	W	53-3
12-2-1941	H	W	50-29

## Franklin.....0-2

(H - 0-1; A - 0-1)

1-31-1925	A	L	14-36
2-20-1925	H	L	16-28

## Fresno State.....1-3

(H - 0-1; A - 0-1; N - 1-1)

3-21-1983	H	L	58-72
3-19-1996	A	L	70-80
3-18-2001	N	W	81-65
11-23-2001	N	L	58-63

## Furman.....3-0

(H - 2-0; A - 1-0)

11-28-1988	H	W	98-68
12-2-1989	A	W	84-63
11-23-1990	H	W	78-73

## Geneva.....1-0

(A - 1-0)

1-9-1937	A	W	42-41
----------	---	---	-------

## Georgetown.....1-0

(N - 1-0)

3-15-1986	N	W	80-68
-----------	---	---	-------

## George Mason.....2-1

(H - 1-0; N - 1-1)

12-28-1990	H	W	97-72
12-5-2004	N	W	66-60
3-17-2006	N	L	65-75

## George Washington.....4-3

(H - 2-1; A - 2-0; N - 0-2)

12-30-1955	N	L	62-65
12-18-1984	A	W	68-54
12-4-1985	H	W	87-61
12-6-1986	A	W	77-62
12-5-1987	H	L	64-65
3-12-1997	H	W	65-50
12-4-2004	N	L	83-96

## Georgia Tech.....2-2

(H - 2-1; N - 0-1)

1-4-1947	H	W	62-52
12-22-1949	H	L	60-68
3-23-1990	N	L	80-81 ot
11-30-2005	H	W	88-86

## Gonzaga.....4-1

(H - 2-0; A - 1-0; N - 1-1)

11-29-1997	H	W	70-68
3-23-2001	N	W	77-62
11-22-2005	N	L	106-109 3ot
11-17-2009	H	W	75-71
12-10-2011	A	W	74-67

## Governor's Guard.....3-0

(A - 3-0)

3-10-1900	A	W	25-7
2-15-1902	A	W	19-0
2-18-1903	A	W	19-7

## Grand Rapids JC.....1-0

(A - 1-0)

2-26-1921	A	W	20-11
-----------	---	---	-------

## Grand Rapids YMCA.....6-2

(H - 3-0; A - 3-2)

3-14-1903	H	W	42-7
2-12-1904	A	W	14-13
3-12-1904	H	W	41-10
1-28-1905	A	L	22-38
2-10-1906	A	W	25-20
1-25-1908	H	W	74-16
1-5-1918	A	L	21-22
1-4-1919	A	W	19-17

## Great Lakes Naval T.S.....1-4

(H - 1-2; A - 0-2)

1-6-1942	H	W	33-31
1-9-1943	A	L	34-38
2-11-1943	H	L	39-56
12-5-1945	H	L	49-53
2-11-1946	A	L	58-59

## Gwynn Club.....1-0

(A - 1-0)

3-25-1920	A	W	66-12
-----------	---	---	-------

## Hardin-Simmons.....1-0

(H - 1-0)

12-16-1967	H	W	95-76
------------	---	---	-------

## Harvard.....2-2

(H - 2-2)

12-24-1941	H	L	39-28
1-1-1943	H	L	28-31
12-29-1947	H	W	53-47 ot
12-28-1949	H	L	57-68

## Haskell Indians.....1-0

(H - 1-0)

2-17-1908	H	W	33-18
-----------	---	---	-------

## Hawai'i.....0-2

(A - 0-2)

12-30-1981	A	L	61-62
11-19-2005	A	L	62-84

## Hawaiian All-Stars.....1-1

(H - 1-1)

1-26-1937	H	L	24-25
1-11-1938	H	W	55-31

## Hawaiian Army.....1-0

(A - 1-0)

12-30-1965	A	W	97-69
------------	---	---	-------

## Hawaiian Marines.....1-0

(A - 1-0)

12-27-1965	A	W	84-53
------------	---	---	-------

## Hillsdale.....8-0

(H - 7-0; A - 1-0)

3-1-1902	H	W	58-20
3-15-1902	A	W	36-17
1-29-1903	H	W	49-2
1-7-1928	H	W	58-24
12-14-1928	H	W	47-15
2-21-1930	H	W	34-28
1-21-1935	H	W	45-24
12-27-1948	H	W	53-43

## Holland YMCA.....1-1

(A - 1-1)

1-3-1919	A	L	15-21
12-27-1919	A	W	20-18

## Holy Cross.....1-1

(N - 1-1)

12-29-1973	N	W	97-85
12-29-1976	N	L	61-70

## Hope.....22-12

(H - 17-5; A - 5-7)

1-31-1905	A	L	30-44
1-5-1907	H	W	50-30
2-16-1907	A	W	33-23
3-3-1910	H	W	40-21
3-11-1910	A	L	30-38
2-17-1911	A	L	24-48
3-3-1911	H	W	36-24
1-23-1912	A	L	40-41
2-21-1912	H	W	55-23
1-29-1913	A	W	33-26
2-21-1913	H	W	58-25
1-13-1915	H	W	56-20
2-24-1915	A	W	46-28
1-14-1916	H	L	14-20
2-4-1916	A	W	21-18
1-19-1917	H	W	34-20
2-23-1917	H	L	13-18
1-18-1918	A	L	23-33
2-15-1918	H	W	35-10
2-8-1919	A	L	18-21
3-1-1919	H	L	20-26
1-9-1920	A	L	16-21
3-6-1920	H	W	34-23
1-14-1921	H	W	31-17
2-25-1921	A	W	27-23
3-3-1922	H	W	29-28
1-3-1924	H	W	22-7
2-3-1925	H	L	

# ALL-TIME RECORDS VS. OPPONENTS



2-8-1929	H	W	51-18
1-28-1930	H	W	55-16
1-29-1937	H	L	21-25
12-9-1937	H	W	51-27
<b>Houston</b>			<b>0-1</b>
(A - 0-1)			
12-28-1971	A	L	73-106
<b>Howard</b>			<b>1-0</b>
(H - 1-0)			
12-3-1999	H	W	75-45
<b>Idaho</b>			<b>1-0</b>
(H - 1-0)			
11-16-2008	H	W	100-62
<b>Idaho State</b>			<b>1-0</b>
(H - 1-0)			
12-30-1995	H	W	68-55
<b>Illinois</b>			<b>55-56</b>
(H - 35-18; A - 17-37; N - 3-1)			
3-5-1951	H	L	43-49
2-11-1952	A	L	62-84
1-19-1953	H	L	64-76
3-2-1953	A	L	53-66
1-9-1954	H	W	60-59
2-14-1955	A	L	72-90
1-2-1956	A	L	65-73
2-18-1956	H	L	76-96
2-9-1957	H	W	70-64
2-18-1957	A	W	89-83
2-15-1958	H	W	69-56
1-10-1959	A	W	97-96
1-16-1960	A	L	88-96
2-8-1960	H	W	78-77
1-30-1961	A	L	92-93
2-20-1961	H	W	90-80
1-13-1962	H	L	65-66
2-9-1963	A	L	86-91
1-4-1964	A	L	66-87
2-17-1964	H	W	85-82
2-20-1965	H	L	94-113
3-9-1965	A	L	89-121
2-22-1966	H	W	68-66
1-7-1967	A	W	76-74
1-6-1968	A	L	56-66
3-9-1968	H	W	62-59
2-15-1969	H	W	75-70
3-4-1969	A	L	57-71
12-29-1969	N	L	77-86
2-24-1970	H	L	67-74
3-7-1970	A	W	81-76
1-9-1971	A	L	61-89
1-16-1971	H	L	67-69
2-8-1972	H	W	89-79
2-24-1973	A	L	71-81
1-14-1974	A	W	90-82
1-28-1974	H	W	93-82
2-1-1975	A	W	75-60
3-1-1975	H	W	96-82
1-24-1976	A	W	74-63
2-21-1976	H	W	69-59
1-20-1977	H	W	57-58
3-5-1977	A	W	62-61
1-12-1978	A	W	82-70
2-25-1978	H	W	89-67
1-11-1979	A	L	55-57
2-24-1979	H	W	76-62
1-26-1980	A	L	65-74
2-2-1980	H	W	68-59
1-29-1981	H	L	70-71
2-21-1981	A	L	62-82
1-16-1982	A	L	51-55
2-25-1982	H	W	56-47
1-27-1983	H	L	71-78
2-19-1983	A	L	61-69
1-26-1984	A	L	40-46
2-19-1984	H	L	53-70

1-12-1985	A	L	63-75
2-7-1985	H	W	64-56
1-12-1986	H	W	58-51
2-6-1986	A	W	84-80
1-5-1987	A	L	72-79
3-7-1987	H	L	64-77
1-9-1988	A	L	62-77
2-13-1988	H	L	65-83
1-7-1989	A	L	54-71
2-16-1989	H	L	56-75
1-18-1990	A	L	64-73
2-17-1990	H	W	70-63
1-17-1991	A	W	71-68
2-16-1991	H	W	62-58
1-11-1992	H	W	77-75
3-7-1992	A	L	71-80
1-9-1993	H	L	39-52
2-10-1993	A	L	80-83
1-8-1994	H	W	79-74
2-9-1994	A	L	64-72
1-28-1995	A	W	75-67
2-15-1995	H	W	68-58
1-6-1996	H	W	68-58
3-6-1996	H	W	77-67
2-22-1997	H	L	63-66
2-15-1997	A	L	68-79
1-17-1998	H	W	68-64
2-12-1998	A	L	63-84
1-16-1999	A	W	51-49
1-11-1999	H	W	61-44
3-7-1999	N	W	67-50
1-30-2000	H	W	91-66
3-12-2000	N	W	76-61
2-6-2001	A	L	66-77
2-3-2002	A	W	67-61
2-12-2002	H	L	61-63
2-2-2003	H	W	68-65
2-18-2003	A	L	40-70
2-10-2004	A	L	51-75
2-1-2005	H	L	68-81
1-5-2006	A	L	50-60
3-4-2006	H	L	68-75
1-30-2006	N	W	61-56
1-14-2007	H	W	63-57
1-30-2007	A	L	50-57
1-30-2008	H	W	51-41
3-6-2008	A	W	59-51
1-17-2009	H	W	63-57
3-1-2009	A	W	74-66
1-16-2010	H	W	73-63
2-6-2010	A	L	73-78
1-18-2011	A	L	62-71
2-19-2011	H	W	61-57
1-31-2012	A	L	41-42
<b>Illinois Athletic Club</b>			<b>1-3</b>
(H - 1-1; A - 0-2)			
1-15-1915	H	L	21-22
1-22-1916	A	L	18-50
1-26-1917	H	W	39-27
2-15-1917	A	L	23-43
<b>Illinois-Chicago</b>			<b>12-3</b>
(H - 10-0; A - 2-3)			
2-3-1983	H	W	99-82
12-22-1984	A	W	81-60
12-21-1985	H	W	99-74
12-16-1986	A	L	65-74
1-15-1987	H	W	78-64
12-13-1988	H	W	96-74
12-12-1989	A	L	57-65
12-17-1991	H	W	75-51
12-15-1992	H	W	84-75
12-14-1993	H	W	90-77
11-30-1994	A	W	92-78
12-5-1996	H	W	90-60
11-21-1997	A	L	58-70
12-13-1998	H	W	77-33
12-2-2000	H	W	97-53

<b>Indiana</b>			<b>48-65</b>
(H - 35-21; A - 12-43; N - 1-1)			
1-16-1920	H	L	19-20
12-31-1928	H	L	33-37
12-23-1947	H	W	64-60
12-6-1948	A	L	36-48
12-10-1949	H	L	58-73
1-2-1950	A	L	50-60
1-13-1951	H	L	37-47
3-3-1952	A	L	67-70
1-5-1953	H	L	62-69
2-14-1953	A	L	50-65
2-6-1954	A	L	74-79
2-20-1954	H	L	61-63
1-17-1955	A	L	79-88
2-28-1955	H	W	93-77
1-16-1956	A	L	70-79
3-2-1957	H	W	76-61
2-8-1958	A	L	79-82
3-8-1958	H	L	72-75
1-3-1959	H	W	79-77
2-28-1959	A	W	86-82
3-5-1960	H	L	80-86
1-9-1961	A	L	55-79
1-6-1962	A	L	71-76
2-24-1962	H	W	97-85
1-5-1963	H	L	84-86
2-23-1963	A	L	94-113
1-11-1964	H	W	107-103
2-8-1965	A	L	94-112
2-26-1966	H	W	69-63
3-5-1966	A	L	76-86
2-6-1967	A	L	77-82
2-13-1967	H	W	86-77
2-20-1968	H	W	75-70
2-1-1969	A	L	76-79
1-3-1970	A	W	85-84
2-21-1970	H	W	78-66
2-9-1971	H	L	70-71
2-16-1971	A	L	76-90
1-29-1972	H	W	83-73
2-5-1972	A	L	69-83
1-22-1973	H	L	89-97
2-19-1973	A	L	65-75
2-25-1974	A	L	85-91
1-4-1975	H	L	55-107
3-8-1975	A	L	79-94
1-12-1976	H	L	57-69
2-9-1976	A	L	70-85
1-17-1977	A	W	61-60
2-5-1977	H	L	79-81
1-30-1978	A	L	66-71
2-4-1978	H	W	68-59
12-30-1978	N	W	74-57
1-18-1979	H	W	82-58
2-15-1979	A	W	59-47
1-12-1980	A	L	64-72
2-21-1980	H	L	72-75
1-8-1981	A	L	43-55
3-7-1981	H	L	48-69
1-7-1982	H	W	65-58
3-6-1982	A	L	58-74
1-20-1983	A	L	85-89
2-26-1983	H	W	62-54
1-19-1984	H	L	62-70 ot
2-26-1984	A	W	57-54
1-5-1985	H	W	68-61
3-7-1985	A	W	68-58
1-5-1986	A	W	77-74
3-5-1986	H	L	79-97
1-8-1987	H	L	60-79
2-4-1987	A	L	80-84
1-16-1988	H	W	75-74 ot
2-18-1988	A	L	58-95
1-21-1989	A	L	60-75
2-23-1989	H	L	65-76
1-24-1990	A	W	75-57
2-25-1990	H	W	72-66

2-26-1991	A	L	63-97
2-28-1991	H	L	56-62
2-1-1992	H	W	76-60
2-19-1992	A	L	73-103
10-30-1993	A	L	68-99
3-9-1994	H	W	94-78
1-11-1995	A	L	82-89
3-5-1995	H	W	67-61
1-4-1996	H	W	65-60
3-10-1996	A	L	53-57
1-2-1997	A	L	65-77
3-8-1997	H	W	63-60
1-28-1998	H	W	84-66
1-24-1999	A	W	73-59
1-11-2000	H	W	77-71 ot
2-26-2000	A	L	79-81 ot
1-7-2001	A	L	58-59
2-20-2001	H	W	66-57
1-8-2002	A	L	65-83
2-24-2002	H	W	57-54
3-9-2002	N	L	56-67
1-28-2003	H	W	61-54
2-8-2003	A	W	67-62 ot
1-31-2004	H	W	84-72
2-27-2005	A	L	74-78 ot
1-11-2006	H	W	87-73
2-26-2006	A	L	71-78
1-7-2007	A	L	51-73
2-24-2007	H	W	66-58
2-16-2008	A	L	61-80
3-2-2008	H	W	103-74
2-7-2009	H	W	75-47
3-3-2009	A	W	64-59
2-16-2010	A	W	72-58
1-30-2011	H	W	84-83 ot
12-28-2011	H	W	80-65
2-28-2012	A	L	55-70
IPFW.....			6-0
(H - 5-0; A - 1-0)			
11-30-2001	H	W	81-68
11-27-2005	H	W	84-73
12-6-2006	H	W	80-43
12-15-2007	H	W	79-57
11-19-2008	A	W	70-59
12-19-2009	H	W	80-58
Indiana State.....			1-0
(N - 1-0)			
3-26-79	N	W	75-64
Iowa.....			66-53
(H - 42-17; A - 21-34; N - 3-2)			
12-22-1937	H	W	52-37
12-23-1940	H	L	34-40
12-30-1944	A	L	29-66
12-18-1948	H	W	49-43
1-15-1949	A	L	53-73
1-15-1951	A	L	42-46
3-3-1951	H	L	52-65
1-5-1952	H	L	60-61
2-25-1952	A	L	52-64
1-10-1953	H	W	68-61
2-9-1953	A	W	60-48
1-4-1954	A	L	63-73
2-27-1954	A	L	48-60
1-10-1955	A	L	81-94
2-19-1955	H	L	69-78
1-7-1956	A	W	65-64
2-16-1957	H	W	77-67
2-10-1958	H	W	90-84
3-1-1958	A	W	83-65
1-5-1959	A	L	68-80
3-7-1959	H	W	84-74
1-11-1960	A	L	79-92
1-23-1960	H	W	90-80
1-14-1961	A	L	72-86
3-6-1961	H	W	74-64
1-19-1962	A	L	51-59
2-13-1963	H	L	59-59

## ALL-TIME RECORDS VS. OPPONENTS

2-15-1964	H	W	107-82
2-22-1964	A	W	107-89
1-9-1965	H	L	78-85
1-16-1965	A	L	68-111
1-22-1966	A	L	76-90
1-14-1967	H	W	79-70
2-13-1968	H	L	71-76
2-27-1968	A	L	58-76
2-14-1969	A	L	76-77
2-18-1969	H	W	78-60
2-14-1970	A	L	77-103
1-12-1971	H	W	84-81
2-12-1972	A	W	100-91
2-26-1972	H	L	98-102
1-15-1973	A	W	76-74
2-3-1973	H	W	94-89
1-21-1974	H	W	95-86
1-20-1975	A	L	79-83
1-27-1975	H	W	90-78
1-5-1976	H	W	105-88
3-1-1976	A	W	93-88
2-7-1977	A	L	79-87
2-19-1977	H	W	81-79
1-21-1978	H	W	68-58
2-9-1978	A	W	71-70
1-20-1979	H	W	83-72 ot
2-8-1979	A	W	60-57
1-19-1980	H	W	75-67
2-7-1980	A	L	39-44 ot
1-10-1981	A	L	57-65
3-5-1981	H	W	71-70 ot
1-28-1982	H	L	56-57
2-18-1982	A	L	53-59
1-5-1983	A	W	61-59
3-12-1983	H	L	57-75
1-4-1984	H	W	73-72
3-11-1984	A	W	51-44
1-17-1985	H	L	65-79
2-16-1985	A	W	57-55
1-16-1986	A	L	71-82
2-13-1986	H	W	83-73
1-29-1987	H	L	75-89
2-26-1987	A	L	64-93
2-6-1988	A	L	72-101
3-3-1988	H	L	87-103
1-5-1989	H	L	82-93
3-2-1989	A	W	83-81
1-13-1990	H	W	87-80
2-12-1990	A	W	80-70
1-5-1991	A	L	66-79
2-7-1991	H	L	67-71
2-6-1992	A	L	63-77
3-15-1992	H	W	64-53
1-28-1993	H	L	90-96 ot
2-27-1993	A	L	64-66
1-29-1994	H	W	87-84
3-2-1994	A	W	80-72
7-1-1995	H	W	69-68
3-8-1995	A	L	78-79
1-20-1996	H	W	62-60
2-21-1996	A	L	47-83
2-12-1997	H	W	69-67
1-21-1998	A	W	78-57
2-7-1998	H	W	75-64
1-21-1999	H	W	80-85
2-6-1999	A	W	95-81
1-8-2000	A	W	75-53
3-10-2000	N	W	75-65
2-18-2001	H	W	94-70
1-22-2002	A	L	71-75
3-2-2002	H	W	93-79
1-11-2003	A	L	64-68
3-5-2003	H	W	82-54
2-4-2004	A	W	89-72
2-5-2005	A	W	75-64
3-11-2005	N	L	69-71
1-21-2006	H	W	85-55
2-14-2006	A	L	54-66
3-11-2006	N	L	48-53

1-4-2007	A	L	60-62
2-17-2007	H	W	81-49
1-12-2008	A	L	36-43
2-23-2008	H	W	66-52
1-29-2009	A	W	71-56
2-25-2009	H	W	62-54
1-9-2010	A	W	71-53
1-20-2010	H	W	70-63
2-2-2011	A	L	52-72
3-2-2011	H	W	85-66
3-10-2011	N	W	66-61
1-10-2012	H	W	95-61
3-9-2012	N	W	92-75
<b>Iowa State.....4-2</b>			
(H - 2-1; A - 1-1; N - 1-0)			
12-1-1956	H	L	53-60
12-23-1957	A	W	57-51
12-22-1960	H	W	92-81
12-14-1985	A	L	80-82 ot
12-13-1986	H	W	86-85
3-25-2000	N	W	75-64
<b>Ishpeming Amer. Leg.....0-1</b>			
(A - 0-1)			
3-24-1920	A	L	24-37
<b>Jackson YMCA.....6-0</b>			
(H - 3-0; A - 3-0)			
2-4-1905	H	W	47-12
1-25-1907	A	W	43-30
2-7-1908	H	W	42-29
2-21-1908	A	W	37-35
1-7-1910	H	W	51-18
1-25-1910	A	W	27-18
<b>Jacksonville.....1-1</b>			
(H - 1-0; A - 0-1)			
12-30-1976	A	L	63-65
12-1-2007	H	W	80-51
<b>Jacksonville State.....1-0</b>			
(H - 1-0)			
12-28-2002	H	W	76-52
<b>John Carroll.....1-1</b>			
(H - 1-0; A - 0-1)			
1-18-1924	H	W	24-17
3-6-1925	A	L	14-30
<b>Kalamazoo.....18-2</b>			
(H - 17-2; A - 1-0)			
1-29-1916	H	W	34-27
1-15-1919	H	W	42-20
1-10-1920	A	W	39-21
1-21-1920	H	W	34-15
1-11-1921	H	W	30-18
1-21-1922	H	L	28-39
2-3-1923	H	L	22-24
2-11-1928	H	W	36-24
1-26-1929	H	W	30-22
2-7-1930	H	W	33-12
1-23-1931	H	W	46-10
2-6-1932	H	W	17-9
2-4-1933	H	W	29-12
12-5-1934	H	W	30-25
1-8-1936	H	W	32-14
1-6-1937	H	W	39-18
12-7-1938	H	W	36-26
12-4-1939	H	W	42-22
2-12-1940	H	W	48-29
2-19-1945	H	W	81-26
<b>Kansas.....5-4</b>			
(H - 2-0; A - 0-3; N - 1-1)			
12-16-1960	A	L	69-93
12-8-1962	H	W	81-62
2-4-1979	H	W	85-61
1-25-1981	A	L	56-74
3-21-1986	N	L	86-96 ot
12-7-1999	N	W	66-54
11-25-2003	A	L	74-81

1-10-2009	H	W	75-62
3-27-2009	N	W	67-62
<b>Kansas State.....5-2</b>			
(H - 2-1; A - 2-1; N - 1-0)			
12-20-1952	H	W	80-63
1-5-1954	A	W	78-63
12-17-1960	A	L	82-104
12-1-1962	H	L	56-66
11-27-1999	N	W	73-68
12-16-1995	A	W	67-54
12-21-1996	H	W	75-43
<b>Kent.....2-0</b>			
(H - 1-0; N - 1-0)			
3-16-1989	N	W	83-69
12-27-1996	H	W	83-64
<b>Kentucky.....10-12</b>			
(H - 5-3; A - 3-7; N - 2-2)			
2-13-1935	H	W	32-26
1-21-1936	A	L	19-27
1-2-1937	A	L	21-28
1-14-1937	H	W	24-23
1-8-1938	H	W	43-38
2-7-1938	A	L	27-44
1-13-1945	A	L	35-66
2-5-1945	H	W	66-50
1-12-1946	H	L	44-55
2-2-1946	A	L	51-59
1-27-1947	A	L	36-86
1-10-1948	H	L	45-47
3-16-1957	A	W	80-68
12-13-1971	A	W	91-85
12-2-1972	H	L	66-75
3-18-1978	N	L	49-52
3-21-1999	N	W	73-66
12-23-1999	A	L	58-60
12-16-2000	H	W	46-45
12-14-2002	A	W	71-67
12-13-2003	N	L	74-79
3-27-2005	N	W	94-88 2ot
<b>Lake Forest.....6-1</b>			
(H - 3-0; A - 3-1)			
2-12-1910	A	W	14-13
2-4-1911	A	L	26-28
1-22-1914	A	W	30-24
2-9-1923	H	W	26-18
3-8-1924	H	W	29-19
1-21-1927	A	W	39-30
3-1-1929	H	W	49-16
<b>Lk. Linden Amer. Leg.....1-0</b>			
(A - 1-0)			
3-26-1920	A	W	60-24
<b>Lamar.....3-0</b>			
(H - 1-0; A - 1-0; N - 1-0)			
3-11-1979	A	W	95-64
11-25-1991	N	W	81-68
12-1-2001	H	W	80-71
<b>Lehigh.....1-0</b>			
(H - 1-0)			
12-22-2011	H	W	90-81
<b>Lombard.....0-2</b>			
(H - 0-1; A - 0-1)			
2-6-1922	A	L	14-26
2-1-1924	H	L	12-13
<b>Long Beach State.....3-1</b>			
(H - 2-0; A - 1-0; N - 0-1)			
12-21-1974	N	L	62-74
12-6-1979	H	W	87-73
12-4-1980	A	W	71-60
12-30-1994	H	W	70-60
<b>Long Island Univ.-Brooklyn.....2-2</b>			
(H - 0-1; A - 1-1; N - 1-0)			
1-26-1940	A	L	25-34
1-4-1941	A	W	31-26

2-19-1941	H	L	23-24
3-16-2012	N	W	89-67
<b>Louisiana-Monroe.....2-0</b>			
(H - 2-0)			
11-13-1998*	H	W	89-58
11-14-2007	H	W	83-85
<i>* Known as NE Louisiana in 1998</i>			
<b>Louisiana State.....1-0</b>			
(A - 1-0)			
3-16-1979	A	W	87-71
<b>Louisiana Tech.....1-0</b>			
(H - 1-0)			
12-29-1990	H	W	77-62
<b>Louisville.....3-5</b>			
(H - 2-0; A - 0-2; N - 1-3)			
3-14-1959	N	L	81-88
12-5-1992	N	L	69-73
12-4-1993	A	L	68-77
12-3-1994	H	W	85-71
12-2-1995	A	L	59-79
1-22-1999	H	W	69-57
3-29-2009	N	W	64-52
3-22-2012	N	L	44-57
<b>Loyola (Chicago).....8-2</b>			
(H - 4-0; A - 4-2)			
1-20-1928	A	L	21-23
2-14-1931	H	W	24-16
2-3-1934	H	W	36-15
2-24-1934	A	W	22-20
12-24-1934	A	W	26-19
1-10-1936	H	W	32-20
1-2-1939	A	L	44-46
1-1-1940	A	W	30-22
12-9-2000	A	W	103-71
12-17-2002	H	W	80-54
<b>Loyola, La.....1-1</b>			
(H - 1-0; A - 0-1)			
12-22-1964	H	W	94-70
12-20-1966	A	L	70-74
<b>Loyola, Md.....1-0</b>			
(H - 1-0)			
12-30-2006	H	W	74-61
<b>Loyola Marymount.....2-0</b>			
(N - 2-0)			
12-29-1979	N	W	82-65
12-12-1992	N	W	73-70
<b>Maine.....2-1</b>			
(H - 2-0; A - 0-1)			
11-26-1985	H	W	89-58
12-4-1986	A	L	81-84
12-2-1987	H	W	87-44
<b>Marietta.....1-0</b>			
(H - 1-0)			
3-8-1917	H	W	30-20
<b>Marquette.....31-23</b>			
(H - 20-9; A - 9-14; N - 2-0)			
2-17-1922	H	L	19-26
2-11-1926	H	L	25-29
1-8-1927	H	W	35-32
1-22-1927	A	L	12-24
1-21-1928	A	L	18-21
2-25-1928	H	W	30-25
1-11-1929	H	W	29-19
3-4-1929	A	W	26-15
1-31-1930	H	W	24-21
3-1-1930	A	L	14-21
1-9-1931	H	W	19-16
2-28-1931	A	W	24-21
2-15-1932	H	W	25-23
2-25-1932	A	L	18-43
1-12-1933	H	L	28-32
2-25-1933	A	L	21-28

# ALL-TIME RECORDS VS. OPPONENTS



1-18-1934	H	L	24-26
2-23-1934	A	L	16-40
1-17-1935	A	W	30-29
2-18-1935	A	L	17-20
1-17-1936	H	L	20-21
1-18-1936	H	W	35-31
2-22-1936	A	W	29-28
1-16-1937	H	L	25-32
2-20-1937	A	L	26-31
1-22-1938	H	L	24-41
2-19-1938	A	L	26-40
2-13-1939	H	W	35-29
2-20-1939	A	L	36-38
1-15-1940	H	W	48-19
2-24-1940	A	W	21-17
1-10-1941	H	W	25-18
2-22-1941	A	W	37-36
1-16-1942	H	W	51-40
2-21-1942	A	W	47-45
1-11-1943	A	L	32-41
2-15-1943	H	L	36-47
1-6-1947	H	W	53-51
2-3-1947	A	W	56-55
1-13-1948	H	W	57-54
2-14-1948	A	W	53-48
1-7-1949	H	L	48-68
2-5-1949	A	L	42-59
1-13-1950	H	W	81-64
2-25-1950	A	L	58-75
12-19-1950	H	W	74-42
12-15-1951	A	W	53-47
12-6-1952	H	W	62-51
12-17-1953	H	W	65-60
12-1-1954	H	W	91-72
2-8-1956	A	L	81-90
12-22-1956	H	W	92-65
3-13-1959	N	W	74-69
3-15-2007	N	W	61-49
<b>Marshall.....</b>			<b>1-0</b>
(H - 1-0)			
12-19-1981	H	W	101-82
<b>Maryland.....</b>			<b>3-2</b>
(A - 1-0; N - 2-2)			
12-29-1955	A	W	95-75
3-28-2003	N	W	60-58
11-17-2006	N	L	60-62
11-27-2008	N	L	62-80
3-21-2010	N	W	85-83
<b>Massachusetts.....</b>			<b>2-0</b>
(N - 2-0)			
12-27-1985	N	W	93-45
11-28-2009	N	W	106-68
<b>Meija Univ. (Japan).....</b>			<b>1-0</b>
(N - 1-0)			
1-28-1933	H	W	63-15
<b>Memphis.....</b>			<b>0-2</b>
(N - 0-2)			
12-30-1967	N	L	57-73
3-28-2008	N	L	74-92
<b>Mercer (Ga.).....</b>			<b>0-1</b>
(H - 0-1)			
1-1-1926	H	L	33-37
<b>Mercury A.C. (Chic.).....</b>			<b>0-1</b>
(A - 0-1)			
2-12-1915	A	L	20-25
<b>Miami, Ohio.....</b>			<b>1-0</b>
(H - 1-0)			
12-3-1966	H	W	63-51
<b>Michigan.....</b>			<b>75-94</b>
(H - 46-36; A - 29-58)			
1-9-1909	A	W	24-16
2-20-1909	H	W	45-23
1-11-1918	A	L	13-17

3-2-1918	H	L	25-33
2-15-1919	H	L	17-19
2-28-1919	A	W	33-24
1-30-1920	A	W	23-13
2-28-1920	H	W	34-27
2-5-1921	A	L	24-37
2-22-1921	H	L	10-17
1-6-1922	A	L	26-27
2-22-1922	H	L	17-19
1-3-1923	A	L	11-33
1-20-1923	H	L	13-29
1-11-1924	A	L	19-23
2-6-1924	H	L	20-31
12-13-1924	A	L	10-26
1-16-1926	A	L	15-38
12-11-1926	A	L	13-34
12-10-1927	A	L	23-43
12-7-1928	A	W	31-24
2-15-1930	H	W	27-26
12-13-1930	A	L	22-32
12-21-1931	A	L	5-27
2-13-1932	H	W	14-13
12-10-1932	A	W	20-17
2-11-1933	H	L	16-28
12-9-1933	A	W	26-25
2-10-1934	H	W	33-26
12-15-1934	A	L	25-31
2-9-1935	H	W	30-28
12-14-1935	A	L	24-35
2-15-1936	H	L	23-41
12-12-1936	A	L	21-34
2-13-1937	H	L	31-38
2-11-1937	A	L	40-43
2-12-1938	H	W	41-35
12-10-1938	A	L	34-41
2-11-1939	H	L	25-30
12-9-1939	A	L	27-33
1-20-1940	H	L	27-32
12-7-1940	A	L	14-42
2-12-1941	H	W	35-32
12-13-1941	A	L	20-37
2-11-1942	H	W	57-34
12-7-1942	A	L	31-36
1-4-1943	H	L	26-29
12-1-1945	A	L	39-47
1-7-1946	H	W	49-36
12-7-1946	A	L	29-51
3-1-1947	H	L	47-59
12-18-1947	H	W	43-38
3-6-1948	A	L	28-69
12-4-1948	A	L	33-66
1-31-1949	H	L	38-49
12-3-1949	H	L	49-52
2-20-1950	A	L	53-70
1-20-1951	A	W	49-36
2-17-1951	H	W	43-32
1-19-1952	A	L	36-50
3-1-1952	H	W	80-59
1-17-1953	A	W	66-64
3-7-1953	H	W	55-52
1-16-1954	A	L	62-64
3-6-1954	H	W	76-61
1-15-1955	H	W	84-82
3-5-1955	A	W	83-68
2-6-1956	H	W	86-76
3-5-1956	A	W	76-75
1-7-1957	H	L	69-70
3-4-1957	A	L	72-81
2-17-1958	A	W	79-69
2-14-1959	H	W	103-91
1-9-1960	H	W	89-58
2-27-1960	A	L	65-72
1-16-1961	H	W	81-69
2-13-1961	A	L	67-78
1-20-1962	A	W	80-74
2-2-1963	H	L	71-72
1-25-1964	H	L	77-91
2-1-1964	A	L	79-95
1-26-1965	H	L	98-103 ot

2-13-1965	A	L	83-98
3-7-1968	H	W	86-77
1-21-1967	A	L	59-81
1-13-1968	A	W	86-81
2-3-1968	H	W	82-77
1-25-1969	H	L	70-75
2-8-1969	A	W	86-82
1-24-1970	H	L	88-91
3-6-1971	A	L	63-88
1-8-1972	A	L	75-83
3-4-1972	H	W	96-92
1-13-1973	H	L	71-78
2-10-1973	A	L	81-97
1-19-1974	A	L	82-84
3-9-1974	H	L	87-103
1-11-1975	H	W	86-78
2-8-1975	A	L	84-96
1-17-1976	A	L	63-66
2-14-1976	H	L	64-81
1-15-1977	H	L	70-83
2-26-1977	A	L	65-69 ot
2-2-1978	H	L	63-65
2-11-1978	A	W	73-62
1-25-1979	A	L	48-49
2-17-1979	H	W	80-57
1-24-1980	A	W	59-58 ot
2-16-1980	H	W	82-74
2-5-1981	A	L	77-79 ot
2-14-1981	H	W	70-66
1-21-1982	A	W	64-62
2-11-1982	H	W	66-55
2-5-1983	A	W	70-65
2-12-1983	H	L	67-74
2-2-1984	H	W	72-67
2-11-1984	A	L	61-71
1-24-1985	A	L	75-86
2-23-1985	H	L	73-75
1-25-1986	H	W	91-79
2-10-1986	A	W	74-59
1-15-1987	A	L	70-74
2-15-1987	H	W	90-81
1-14-1988	H	L	72-90
2-22-1988	A	L	67-77
2-4-1989	A	L	66-82
2-27-1989	H	L	52-79
1-27-1990	A	L	63-65
3-1-1990	H	W	78-70
1-3-1991	H	W	85-70
3-9-1991	A	W	66-59
1-29-1992	H	L	79-89
2-15-1992	A	W	70-59
2-2-1993	H	L	69-73
3-7-1993	A	L	81-87 ot
1-5-1994	A	L	64-75
2-5-1994	H	L	51-59
1-22-1995	A	W	73-71
2-21-1995	H	W	67-64
1-13-1996	H	L	54-76
2-27-1996	A	L	46-75
1-25-1997	H	L	61-74
2-1-1997	A	L	65-85
1-10-1998	A	L	69-79
2-17-1998	H	W	80-75
1-9-1999	H	W	81-67
2-18-1999	A	W	73-58
2-1-2000	A	W	82-62
3-4-2000	H	W	114-63
1-30-2001	A	W	91-64
3-3-2001	H	W	78-57
1-30-2002	H	W	71-44
1-26-2003	A	L	58-60
1-17-2004	H	W	71-54
2-24-2004	A	W	72-69
1-27-2005	H	W	84-53
2-12-2005	A	W	64-49
1-25-2006	A	L	67-72
2-18-2006	H	W	90-71
2-13-2007	H	W	59-44
2-27-2007	A	L	56-67

2-27-2008	H	W	77-62
2-10-2009	A	W	54-42
1-26-2010	A	W	57-56
3-7-2010	H	W	64-48
1-27-2011	H	L	57-61
3-5-2011	A	L	63-70
1-17-2012	A	L	59-60
2-5-2012	H	W	64-54
Mich. College of Mines.....1-0			
(A - 1-0)			
3-27-1920	A	W	28-26
Mich. School for the Deaf...1-0			
(A - 1-0)			
2-2-1906	A	W	47-16
Michigan Tech .....1-0			
(H - 1-0)			
2-14-1921	H	W	26-18
Middle Tenn. State.....1-0			
(H - 1-0)			
12-19-1977	H	W	72-51
Midland YMCA.....1-0			
(H - 1-0)			
2-8-1908	H	W	40-8
Milwaukee.....1-0			
(H - 1-0)			
11-23-2011	H	W	68-55
Minnesota.....63-57			
(H - 39-19; A - 23-35; N - 1-3)			
1-13-1943	A	L	32-46
12-24-1945	H	W	50-48
1-18-1947	A	L	59-73
1-31-1948	A	L	63-69
2-21-1949	H	L	47-57
1-23-1950	H	L	56-73
2-5-1951	H	W	50-44
2-26-1951	A	L	39-56
1-12-1952	A	L	49-55
12-18-1952	H	L	58-60
12-30-1952	A	L	47-64
1-31-1953	H	W	64-60
1-30-1954	A	L	71-79
1-22-1955	H	W	87-75
1-21-1956	H	W	80-69
2-13-1956	A	L	73-77
1-26-1957	A	W	72-59
2-23-1957	H	W	70-65
2-1-1958	H	W	88-64
1-24-1959	A	W	82-76
2-1-1960	H	W	84-63
2-13-1960	A	L	73-82
12-30-1960	N	L	77-83
1-23-1961	A	L	70-89
2-18-1961	H	L	72-75
1-22-1962	H	W	84-79
3-3-1962	A	L	91-98
1-26-1963	A	W	61-59
2-16-1963	H	L	70-75
1-14-1964	A	L	82-103
2-6-1965	H	L	79-88
1-8-1966	H	W	85-65
2-12-1966	A	L	71-81
2-18-1967	H	W	67-66
3-6-1967	A	W	67-59
3-2-1968	H	L	68-75
3-8-1969	A	L	65-78
1-17-1970	A	L	78-85
1-31-1970	H	L	87-92
2-13-1971	A	L	86-97
3-8-1971	H	W	73-71
1-22-1972	H	L	77-67
1-27-1973	A	L	57-63
1-26-1974	A	W	67-66
2-16-1974	H	L	50-56
1-18-1975	A	L	71-82

## ALL-TIME RECORDS VS. OPPONENTS

2-15-1975	H	W	86-81	ot
1-31-1976	H	W	75-63	
2-28-1976	A	L	61-71	
1-24-1977+	A	W	70-75	f
2-17-1977+	H	W	77-99	f
1-5-1978	H	W	87-83	
3-4-1978	A	W	71-70	
1-6-1979	H	W	69-62	
3-1-1979	A	W	76-63	
1-5-1980	H	L	80-93	
2-28-1980	A	L	73-87	
1-15-1981	H	L	77-86	
2-28-1981	A	L	89-92	2ot
1-9-1982	H	L	58-84	
3-4-1982	A	L	51-54	
1-15-1983	H	L	67-69	
3-3-1983	A	W	79-67	
1-14-1984	A	L	61-69	
3-1-1984	H	W	83-62	
1-19-1985	H	L	75-81	
2-13-1985	A	L	64-73	
1-18-1986	A	L	71-76	
2-15-1986	H	W	76-66	
1-31-1987	H	W	72-60	
2-28-1987	A	W	77-67	
1-27-1988	H	L	56-59	
3-5-1988	A	L	61-62	
1-28-1989	H	W	73-64	
3-8-1989	A	L	61-77	
2-1-1990	H	L	74-79	
3-3-1990	A	W	75-73	ot
1-19-1991	H	W	73-64	
2-25-1991	A	W	74-72	
1-18-1992	A	L	66-70	
3-11-1992	H	W	66-57	
1-6-1993	A	L	57-64	
2-6-1993	H	W	75-63	
1-22-1994	A	L	66-68	
2-23-1994	H	W	85-68	
1-25-1995	H	W	54-53	
2-18-1995	A	L	57-66	
1-27-1996	A	W	68-64	
2-14-1996	H	L	63-64	2ot
1-4-1997	H	L	43-68	
3-6-1997	A	L	74-81	
1-14-1998	A	W	74-60	
2-14-1998	H	W	71-59	
3-6-1998	N	L	73-76	
1-13-1999	H	W	71-55	
2-13-1999	A	W	84-82	
3-2-2000	H	W	79-43	
2-10-2001	A	W	94-83	
1-5-2002	A	L	67-70	
2-21-2002	H	W	74-55	
1-18-2003	A	L	69-77	
2-26-2003	H	W	71-61	
1-28-2004	A	W	79-78	ot
2-14-2004	H	W	69-58	
1-22-2005	A	W	69-55	
2-16-2005	H	W	81-62	
2-11-2006	A	L	55-69	
1-24-2007	H	W	70-46	
1-5-2008	H	W	65-59	
1-20-2008	A	W	78-73	
12-31-2008	A	W	70-58	
2-4-2009	H	W	76-47	
3-13-2009	N	W	64-56	
1-3-2010	H	W	60-53	
1-23-2010	A	W	65-64	
3-12-2010	N	L	67-72	ot
12-31-2010	H	W	71-62	
2-22-2011	A	W	53-48	
1-25-2012	H	W	68-52	
2-22-2012	A	W	66-61	

Mississippi  
(N - 1-0)

3-14-1999 N W 74-66

Mississippi State.....3-0  
(H - 2-0; N - 1-0)

1-2-1934 H W 35-25  
12-29-1948 H W 74-28  
1-2-1973 N W 90-82

Miss. Valley State.....1-0  
(H - 1-0)

12-28-1999 H W 96-63

Missouri.....3-4  
(H - 2-1; A - 0-3; N - 1-0)

12-30-1937 H W 43-33  
1-5-1948 A L 44-46  
12-17-1949 H L 54-73  
12-1-1971 A L 67-77  
12-22-1983 A L 66-79  
12-15-1984 H W 79-61  
11-19-2007 N W 86-83

Missouri-Kansas City.....1-0  
(H - 1-0)

12-19-2011 H W 89-54

Montana.....1-0  
(N - 1-0)

11-28-2002 N W 80-60

Morehead State.....1-0  
(H - 1-0)

12-1-1992 H W 121-53

Mt. St. Mary's.....1-0  
(N - 1-0)

3-12-1999 N W 76-53

Mt. Union.....2-0  
(H - 1-0; A - 1-0)

1-18-1921 H W 40-26

1-28-1921 A W 30-28

Murray State.....1-0  
(N - 1-0)

3-15-1990 N W 75-71

Muskegon YMCA.....0-1  
(A - 0-1)

12-20-1919 A L 21-26

Muskingum.....1-0  
(H - 1-0)

2-9-1916 H W 39-21

Navy.....0-1  
(H - 0-1)

11-29-1986 H L 90-91

Nebraska.....10-6  
(H - 5-1; A - 3-5; N - 2-0)

2-13-1920 A L 28-43

2-14-1920 A L 20-29

12-27-1956 N W 79-65

12-20-1958 H W 80-55

12-17-1959 A W 82-80

12-20-1967 H W 74-70

12-16-1968 A L 59-73

12-29-1983 N W 58-45

11-30-1988 A W 77-75

11-29-1989 H W 80-69

2-28-1990 A L 69-71

12-4-1991 H W 101-78

12-18-1993 H L 81-85

12-10-1994 A L 91-96

12-31-2011 A W 68-55

2-25-2012 H W 62-34

Nebraska Omaha.....1-0  
(H - 1-0)

12-4-2011 H W 110-68

Nevada.....0-1  
(N - 0-1)

3-18-2004 N L 66-72

Nevada-Las Vegas.....0-1  
(N - 0-1)

12-15-1990 N L 75-95

New Hampshire.....2-0  
(H - 1-0; N - 1-0)

12-30-1977 N W 102-65

12-29-1992 H W 81-51

New Mexico.....2-0  
(A - 2-0)

12-18-1970 A W 73-69

12-28-1985 A W 76-61

New Mexico State.....1-0  
(N - 1-0)

3-19-2010 N W 70-67

Nicholls State.....2-0  
(H - 2-0)

12-9-2001 H W 92-38

11-27-2004 H W 102-52

North Carolina.....3-11  
(H - 1-1; A - 1-1; N - 1-8)

3-22-1957 N L 70-74

12-30-1958 N W 75-58

12-6-1976 H L 58-81

12-16-1978 A L 69-70

11-21-1995 N L 70-92

3-19-1998 N L 58-73

12-1-1999 A W 86-76

11-29-2000 H W 77-64

4-2-2005 N L 71-87

3-17-2007 N L 67-81

12-3-2008 N L 63-98

4-6-2009 N L 72-89

12-1-2009 A L 82-89

11-11-2011 N L 55-57

UNC Asheville.....4-0  
(H - 4-0)

12-30-1998 H W 64-39

12-17-2001 H W 76-56

11-22-2002 H W 66-52

12-29-2004 H W 92-63

North Carolina State.....2-5  
(H - 2-0; A - 0-3; N - 0-2)

12-31-1958 A L 61-70

12-20-1975 A L 75-95

12-20-1976 H W 78-60

12-28-1981 N L 46-67

12-11-1982 A L 41-45

3-15-2002 N L 58-69

11-28-2007 H W 81-58

Northern Illinois.....0-1  
(H - 0-1)

12-1-1970 H L 75-76

Northern Iowa.....1-0  
(N - 1-0)

3-26-2010 N W 59-52

Northern Michigan.....7-1  
(H - 5-1; A - 2-0)

3-23-1920 A W 43-13

2-4-1961 H L 71-79

12-2-1961 H W 75-59

11-30-1963 H W 109-86

12-3-1964 H W 82-76

12-12-1973 H W 91-63

12-16-1974 A W 91-59

12-16-1975 H W 81-65

Northwestern.....81-38  
(H - 46-8; A - 32-30; N - 3-0)

2-8-1918 A L 16-19

12-22-1924 A L 17-26

12-21-1925 A L 13-42

12-20-1926 A L 22-34

12-22-1934	A	L	26-39
12-21-1935	A	L	25-29
1-23-1937	A	L	29-44
12-23-1949	A	L	46-68
1-6-1951	A	W	67-62
2-12-1951	H	W	52-48
1-7-1952	H	W	82-49
2-2-1952	A	L	76-86
12-27-1952	A	W	52-47
1-24-1953	H	W	76-63
2-1-1954	H	W	65-62
2-22-1954	A	L	71-80
2-12-1955	A	L	54-56
2-21-1955	H	W	71-69
2-20-1956	H	W	96-93
2-2-1957	A	W	77-63
1-18-1958	A	W	83-78
1-25-1958	H	W	74-60
1-31-1959	H	W	81-72
2-16-1959	A	W	71-68
2-22-1960	A	L	69-71
1-21-1961	H	L	62-77
1-27-1962	H	L	70-71
2-26-1962	A	L	64-71
1-19-1963	H	W	80-68
3-9-1963	A	L	83-100
2-8-1964	A	L	86-93
2-29-1964	H	W	107-97
1-23-1965	H	L	75-76
1-30-1965	A	L	75-77
1-29-1966	A	W	77-68
3-11-1967	H	W	79-66
1-20-1968	H	W	75-62
2-17-1968	A	L	61-69
1-4-1969	H	L	71-85
1-18-1969	A	W	89-75
1-10-1970	H	W	98-93
3-13-1971	A	L	67-85
1-18-1972	A	L	69-76
3-11-1972	H	W	57-54
1-6-1973	H	W	90-77
3-3-1973	A	W	86-72
2-23-1974	H	W	73-70
1-27-1975	H	W	54-50
2-24-1975	A	L	66-67
1-18-1976	A	L	89-105
2-2-1976	H	W	91-71
1-8-1977	H	L	68-70
1-27-1977	A	L	58-66
1-14-1978	A	W	67-63
2-23-1978	H	W	66-56
1-27-1979	A	L	65-83
2-3-1979	H	W	61-50
1-10-1980	A	L	61-65
2-23-1980	H	L	73-75
1-17-1981	H	W	84-70
2-26-1981	A	W	74-61
1-30-1982	H	W	64-61
2-6-1982	A	L	43-48
1-8-1983	A	L	51-62
3-9-1983	H	W	63-58
1-7-1984	H	L	69-76
3-8-1984	A	W	63-55
2-2-1985	A	W	68-54
2-27-1985	H	W	61-47
2-1-1986	H	W	97-69
2-27-1986	A	W	82-48
1-26-1987	A	L	65-67
2-19-1987	H	W	96-71
2-24-1988	A	W	65-64
3-10-1988	H	W	55-53
1-11-1989	A	W	64-62
2-25-1989	H	W	80-65
1-20-1990	H	W	91-80
3-8-1990	A	W	84-68
1-12-1991	H	W	66-59
2-14-1991	A	W	55-53
1-15-1992	H	W	77-61
3-5-1992	A	W	72-58



# ALL-TIME RECORDS VS. OPPONENTS



1-16-1993	A	W	80-75
2-17-1993	H	W	81-55
1-15-1994	H	W	67-46
2-17-1994	A	W	60-55
1-18-1995	H	W	93-56
2-25-1995	A	W	83-60
1-24-1996	H	W	68-54
2-17-1996	A	W	75-57
1-18-1997	H	W	75-62
2-19-1997	A	L	58-70
1-31-1998	A	W	72-66 ot
1-30-1999	H	W	65-48
3-5-1999	N	W	61-59
1-22-2000	H	W	69-45
1-27-2000	A	W	59-29
1-10-2001	H	W	84-53
1-24-2001	A	W	74-58
2-6-2002	A	L	49-61
2-15-2003	H	W	64-51
1-21-2004	A	W	73-61
2-21-2004	H	W	66-56
3-12-2004	N	W	68-55
1-8-2005	H	W	87-58
3-2-2005	A	W	69-58
2-4-2006	A	W	77-66
1-10-2007	H	W	66-45
3-8-2007	N	W	62-57
1-24-2008	A	W	78-62
2-8-2008	H	W	70-55
1-3-2009	A	W	77-66
1-21-2009	H	L	63-70
1-2-2010	A	W	91-70
1-30-2010	H	W	79-70
1-3-2011	A	W	65-62
1-15-2011	H	W	71-67 ot
1-14-2012	A	L	74-81

## Northwestern College ..... 1-8

(H - 1-3; A - 0-5)

1-13-1912	A	L	19-25
2-6-1913	H	L	21-23
1-23-1914	A	L	24-44
2-6-1915	H	L	17-28
2-11-1915	A	L	22-41
1-20-1916	A	L	17-29
3-3-1916	H	L	21-28
2-16-1917	A	L	16-26
3-2-1917	H	W	28-14

## Notre Dame ..... 35-59

(H - 23-24; A - 10-35; N - 2-0)

1-31-1908	H	W	33-20
2-1-1908	H	L	16-23
2-25-1908	A	L	20-39
1-23-1909	A	L	10-26
2-8-1909	H	L	18-22
1-29-1910	A	W	28-21
2-19-1910	H	W	43-23
2-13-1913	H	W	40-7
1-24-1914	A	L	18-27
2-4-1914	H	W	45-22
2-2-1915	H	W	14-13
2-13-1915	A	L	19-24
1-19-1916	A	L	18-19
2-2-1916	H	L	23-24
1-27-1917	H	W	31-25
2-17-1917	A	L	19-33
2-1-1918	H	W	27-12
2-7-1918	A	L	23-25
2-1-1919	H	W	32-28
2-22-1919	H	L	16-17
1-24-1920	H	W	23-20
2-9-1920	A	L	23-30
1-22-1921	A	L	23-36
2-1-1921	H	W	37-25
1-31-1922	A	L	22-31
2-16-1922	H	W	30-24
12-9-1922	H	L	15-40
2-28-1923	A	W	22-21

1-25-1924	A	L	18-35
2-29-1924	H	L	21-23
1-16-1925	A	L	14-37
3-3-1925	H	L	10-42
1-22-1926	A	L	14-33
1-26-1926	H	L	25-40
1-29-1927	A	L	15-36
2-23-1927	H	L	22-34
1-28-1928	A	L	25-29
2-3-1928	H	W	26-16
1-23-1929	A	L	24-29
2-22-1929	H	L	27-28
1-22-1930	H	W	28-21
2-18-1930	A	L	17-29
1-9-1932	H	L	25-28
2-23-1932	A	L	20-28
1-9-1933	H	L	19-34
2-24-1933	A	L	25-30
1-6-1934	H	L	33-34
2-21-1934	A	L	19-28
2-21-1938	A	L	32-48
1-25-1941	A	L	39-46
3-1-1941	H	W	44-35
1-24-1942	A	L	49-52
2-28-1942	H	W	46-43
2-6-1943	A	L	34-45
2-27-1943	H	L	42-45
1-31-1946	A	L	57-62
2-20-1946	H	L	54-56
1-14-1947	H	L	56-74
2-8-1947	A	L	54-70
2-17-1948	H	L	44-51
2-24-1948	A	W	54-50
2-3-1949	A	L	47-63
2-23-1949	H	L	41-43
1-7-1950	H	L	65-76
1-18-1950	A	L	65-71
1-25-1951	H	W	60-43
2-19-1951	A	L	46-56
2-12-1952	A	W	66-52
1-15-1952	H	L	48-56
2-16-1953	A	L	64-72
2-9-1954	H	L	71-74
2-7-1955	A	W	93-79
12-21-1955	H	W	84-78
1-15-1957	A	L	76-86
3-15-1957	N	W	85-83
12-21-1957	H	W	79-72
12-17-1958	A	W	74-56
12-5-1959	H	W	61-56
2-5-1961	H	W	89-74
12-16-1961	H	L	72-73
1-4-1962	A	L	85-92
1-18-1964	H	L	80-95
12-1-1964	A	L	93-100
12-11-1965	A	W	93-69
2-1-1967	A	W	85-80 ot
1-30-1968	H	W	89-68
2-11-1969	A	W	71-59
1-20-1970	H	W	85-82
1-26-1971	A	L	80-104
2-1-1972	H	W	98-74
2-7-1973	A	L	72-85
2-4-1974	H	L	89-91
2-5-1975	A	W	76-73
3-18-1979	N	W	80-68

## Oakland ..... 10-0

(H - 7-0; A - 1-0; N - 2-0)

11-17-1998	A	W	96-66
12-18-1999	H	W	86-51
11-19-2000	H	W	97-61
12-19-2001	H	W	78-50
1-29-2005	H	W	92-75
11-25-2006	H	W	71-53
11-24-2007	H	W	75-71
12-27-2008	N	W	82-66
12-10-2009	H	W	88-57
12-11-2010	N	W	77-76

## Oberlin ..... 7-6

(H - 6-1; A - 1-5)

1-8-1908	H	W	46-21
2-23-1918	H	W	35-20
1-11-1919	A	L	14-24
1-2-1920	H	W	36-8
1-29-1921	A	L	21-23
2-19-1921	H	L	29-37
1-28-1922	A	L	25-26
3-3-1923	A	L	16-23
2-28-1925	H	W	29-27
3-7-1925	A	L	16-25
2-14-1930	H	W	24-10
1-31-1931	A	W	33-22
12-17-1938	H	W	58-23

## Ohio ..... 1-0

(H - 1-0)

1-1-1932	H	W	29-15
----------	---	---	-------

## Ohio Northern ..... 3-0

(H - 2-0; A - 1-0)

1-29-1915	A	W	45-16
2-8-1917	H	W	53-9
1-3-1928	H	W	39-25

## Ohio State ..... 65-54

(H - 40-17; A - 23-35; N - 2-2)

3-5-1910	A	L	13-31
2-11-1911	A	L	12-42
12-21-1910	H	W	46-38
12-9-1914	A	L	31-58
12-28-1914	H	L	31-67
12-27-1915	A	L	42-62
2-16-1916	H	W	64-41
2-15-1947	H	L	46-58
2-21-1948	H	L	50-72
2-28-1949	A	L	51-70
2-11-1950	A	L	43-87
1-27-1951	A	L	49-58
2-9-1952	H	W	70-52
1-3-1953	H	W	68-57
2-7-1953	A	L	62-73
1-23-1954	H	W	83-76
1-3-1955	A	L	76-83
1-28-1956	H	W	94-91
3-3-1956	A	L	84-96
1-19-1957	A	L	51-70
1-28-1957	H	W	73-64
1-4-1958	A	L	56-70
1-19-1959	H	W	92-77
1-30-1960	A	L	79-111
2-20-1960	H	L	83-84
2-11-1961	H	L	62-83
3-4-1961	A	L	83-91
2-17-1962	H	L	72-80
2-18-1963	A	L	77-87
1-27-1964	H	W	102-99
3-7-1964	A	W	81-80
2-22-1965	A	L	90-101
3-6-1965	H	L	75-97
1-15-1966	H	W	80-64
2-28-1966	A	W	98-79
2-20-1967	A	L	64-80
2-27-1967	H	W	74-63
2-10-1968	A	L	62-90
3-1-1969	H	W	85-72
2-10-1970	H	L	66-89
2-28-1970	A	W	82-80
1-30-1971	A	W	82-70
2-6-1971	H	L	76-87
3-9-1972	A	L	73-92
2-26-1973	H	W	87-83
1-12-1974	H	W	83-75
2-11-1974	A	W	75-67 ot
1-6-1975	H	W	88-84
2-3-1975	A	W	101-83
1-10-1976	H	W	92-82
2-7-1976	A	W	83-82 ot
2-12-1977	A	W	71-57

2-28-1977	H	W	80-79
1-28-1978	A	W	70-60
2-18-1978	H	W	79-74
2-1-1979	H	W	84-79 ot
2-10-1979	A	W	73-57
1-31-1980	H	W	74-54
2-9-1980	A	L	59-71
1-31-1981	H	W	60-54
2-7-1981	A	L	61-73
2-4-1982	A	L	49-50 ot
2-13-1982	H	L	46-51
1-22-1983	A	L	69-74
2-24-1983	H	W	101-94 3ot
1-21-1984	H	L	88-82
2-22-1984	A	L	70-86
1-3-1985	H	W	82-79
3-9-1985	A	L	79-90
1-2-1986	A	L	73-84
3-8-1986	H	W	91-81
1-10-1987	H	W	90-80
2-9-1987	A	L	72-90
2-1-1988	H	W	76-64
2-27-1988	A	W	78-77 ot
1-14-1989	H	L	81-83
2-11-1989	A	L	75-81
1-11-1990	H	W	78-68
2-10-1990	A	W	84-75
1-31-1991	H	W	75-61
3-3-1991	A	L	64-65
2-7-1992	A	L	46-62
2-29-1992	H	L	65-78
1-13-1993	A	W	77-60
2-13-1993	H	W	81-66
1-26-1994	A	W	77-71
2-26-1994	H	W	75-60
2-4-1995	A	W	67-58
2-7-1996	H	W	55-41
1-11-1997	H	W	69-66
2-26-1997	A	W	67-65
2-14-1998	A	W	84-58
1-27-1999	H	W	76-71
2-10-2000	A	L	67-78
2-15-2000	H	W	83-72
1-21-2001	H	W	71-56
1-27-2001	A	L	55-64
10-2-2002	H	W	67-64
2-26-2002	A	W	81-76
1-9-2003	H	W	66-55
3-8-2003	A	W	72-58
3-15-2003	N	L	54-55
2-7-2004	A	W	84-70
2-9-2005	H	W	83-69
1-15-2006	A	W	62-59 2ot
2-22-2006	H	L	68-79
1-27-2007	A	L	64-66
2-3-2007	H	L	54-63
1-15-2008	H	W	66-60
3-8-2008	A	L	54-63
3-14-2008	N	W	67-60
1-6-2009	H	W	67-58
1-25-2009	A	W	78-67
3-14-2009	N	L	70-82
2-21-2010	H	L	67-74
2-15-2011	A	L	61-71
2-1-2012	A	W	58-48
3-4-2012	H	L	70-72
3-11-2012	N	W	68-64

# ALL-TIME RECORDS VS. OPPONENTS

## Oklahoma.....4-3

(H - 1-0; A - 0-1; N - 3-2)

12-29-1956	N	W	76-74
12-21-1963	N	W	118-100
3-17-1993	A	L	86-88
3-19-1999	N	W	54-46
11-14-2001	H	W	67-55
1-4-2003	N	L	58-60
12-6-2003	N	L	77-80 ot

## Oklahoma State.....2-2

(H - 1-0; A - 0-1; N - 1-1)

1-14-1995	H	W	70-69
12-18-1995	A	L	57-68
11-30-2002	N	L	61-64
11-28-2008	N	W	94-79

## Old Dominion.....1-0

(N - 1-0)

3-18-2005	N	W	89-81
-----------	---	---	-------

## Olivet.....7-4

(H - 6-2; A - 1-2)

2-27-1899	H	L	6-7
3-13-1899	A	L	6-15
1-20-1900	A	L	5-6
2-3-1900	H	L	6-8
2-16-1901	H	W	18-10
3-2-1906	H	W	46-10
2-2-1907	H	W	41-24
2-22-1907	A	W	38-24
12-8-1925	H	W	36-13
1-21-1933	H	W	35-13
12-4-1933	H	W	23-16

## Oregon.....1-2

(N - 1-2)

12-28-1961	N	L	59-71
12-27-1969	N	L	82-87
12-30-1988	N	W	76-71

## Oregon State.....3-3

(H - 1-1; A - 1-2; N - 1-0)

12-27-1939	A	L	33-38
12-28-1939	A	W	36-26
12-29-1942	H	L	29-33
12-29-1978	N	W	65-57
2-5-1984	H	W	56-55
12-29-1988	N	L	58-63

## Owosso YMCA.....1-0

(H - 1-0)

1-26-1906	H	W	76-12
-----------	---	---	-------

## Pacific.....1-0

(N - 1-0)

11-26-1993	N	W	83-64
------------	---	---	-------

## Pennsylvania.....3-1

(H - 1-0; A - 2-1)

12-18-1954	A	L	67-73
12-14-1963	A	W	87-75
3-24-1979	A	W	101-67
11-29-2003	H	W	77-52

## Penn State.....30-7

(H - 19-1; A - 11-4; N - 0-2)

1-2-1929	H	W	16-14
12-28-1938	H	W	35-21
12-29-1950	H	W	51-44
12-30-1954	H	W	85-74
3-13-1993	H	W	70-53
3-12-1994	A	L	70-71
2-2-1995	H	W	82-62
2-11-1995	A	W	68-53
1-31-1996	H	W	61-58
12-10-1996	A	L	50-54
1-15-1997	A	W	69-58
2-22-1997	H	W	71-57
1-24-1998	H	W	71-59
2-2-1999	A	W	70-68
1-5-2000	H	W	76-63

2-23-2000	A	W	79-63
-----------	---	---	-------

1-3-2001	H	W	98-73
----------	---	---	-------

2-24-2001	A	W	76-57
-----------	---	---	-------

3-9-2001	N	L	63-65
----------	---	---	-------

1-19-2002	A	W	77-65
-----------	---	---	-------

1-22-2003	H	W	70-36
-----------	---	---	-------

1-14-2004	H	W	76-58
-----------	---	---	-------

2-28-2004	A	W	67-42
-----------	---	---	-------

1-5-2005	A	W	84-58
----------	---	---	-------

3-5-2005	H	W	90-64
----------	---	---	-------

1-28-2006	H	W	69-60
-----------	---	---	-------

1-20-2007	A	W	91-64
-----------	---	---	-------

2-2-2008	A	L	76-85
----------	---	---	-------

2-20-2008	H	W	86-49
-----------	---	---	-------

1-14-2009	A	W	78-73
-----------	---	---	-------

2-1-2009	H	L	68-72
----------	---	---	-------

2-13-2010	A	W	65-54
-----------	---	---	-------

3-4-2010	H	W	67-65
----------	---	---	-------

1-8-2011	A	L	62-66
----------	---	---	-------

2-10-2011	H	W	75-57
-----------	---	---	-------

3-12-2011	N	L	48-61
-----------	---	---	-------

2-8-2012	H	W	77-57
----------	---	---	-------

## Pepperdine.....1-0

(N - 1-0)

12-21-1998	N	W	79-67
------------	---	---	-------

## Pittsburgh.....3-1

(H - 1-1; A - 1-0; N - 1-0)

2-18-1927	H	L	34-36
-----------	---	---	-------

12-22-1953	H	W	83-51
------------	---	---	-------

12-17-1955	A	W	82-81
------------	---	---	-------

3-22-2008	N	W	65-54
-----------	---	---	-------

## Portland.....1-0

(A - 1-0)

12-29-1961	A	W	74-60
------------	---	---	-------

## Portland State.....1-0

(H - 1-0)

12-10-1979	H	W	88-54
------------	---	---	-------

## Prairie View A&M.....1-0

(H - 1-0)

12-18-2010	H	W	90-51
------------	---	---	-------

## Princeton.....5-1

(H - 2-1; A - 1-0; N - 2-0)

12-30-1950	H	L	46-52
------------	---	---	-------

12-29-1951	H	W	52-46
------------	---	---	-------

12-17-1954	A	W	79-67
------------	---	---	-------

11-30-1979	N	W	60-46
------------	---	---	-------

12-30-1989	H	W	51-49
------------	---	---	-------

3-14-1998	N	W	63-56
-----------	---	---	-------

## Providence.....3-0

(A - 1-0; N - 2-0)

3-11-1978	N	W	77-63
-----------	---	---	-------

12-20-1980	A	W	77-76
------------	---	---	-------

11-25-1999	N	W	82-58
------------	---	---	-------

## Purdue.....48-65

(H - 29-25; A - 16-40; N - 3-0)

1-26-1910	A	L	9-35
-----------	---	---	------

12-20-1947	A	L	48-50
------------	---	---	-------

2-12-1949	H	L	48-66
-----------	---	---	-------

2-4-1950	A	L	53-69
----------	---	---	-------

1-29-1951	A	L	55-59 ot
-----------	---	---	----------

1-26-1952	H	W	56-47
-----------	---	---	-------

2-21-1953	H	W	68-57
-----------	---	---	-------

2-28-1953	A	W	77-72
-----------	---	---	-------

2-13-1954	A	L	50-64
-----------	---	---	-------

1-31-1955	H	W	79-72
-----------	---	---	-------

1-14-1956	H	L	62-66
-----------	---	---	-------

2-25-1956	A	L	56-63
-----------	---	---	-------

1-5-1957	H	L	71-72
----------	---	---	-------

2-11-1957	A	W	68-66
-----------	---	---	-------

1-11-1958	H	W	84-75
-----------	---	---	-------

2-24-1958	A	L	70-72
-----------	---	---	-------

2-7-1959	A	L	81-85
----------	---	---	-------

2-21-1960	H	W	94-87
-----------	---	---	-------

2-6-1960	H	L	65-68
----------	---	---	-------

2-25-1961	A	L	74-85
-----------	---	---	-------

1-15-1962	H	L	74-89
-----------	---	---	-------

2-3-1962	A	L	64-86
----------	---	---	-------

2-4-1963	A	L	81-103
----------	---	---	--------

3-4-1963	H	L	93-94
----------	---	---	-------

2-3-1964	A	L	98-101
----------	---	---	--------

3-1-1965	H	W	110-92
----------	---	---	--------

1-10-1966	A	W	89-78
-----------	---	---	-------

1-24-1966	H	W	92-74
-----------	---	---	-------

2-11-1967	A	W	79-77
-----------	---	---	-------

3-4-1967	H	W	75-71
----------	---	---	-------

3-5-1968	A	L	75-93
----------	---	---	-------

2-25-1969	H	L	72-74
-----------	---	---	-------

2-3-1970	A	L	86-105
----------	---	---	--------

3-3-1970	H	L	98-101
----------	---	---	--------

2-27-1971	A	L	70-100
-----------	---	---	--------

3-2-1971	H	L	60-65
----------	---	---	-------

2-19-1972	A	L	68-92
-----------	---	---	-------

2-17-1973	H	L	84-88
-----------	---	---	-------

1-5-1974	A	L	75-77
----------	---	---	-------

2-2-1974	H	W	76-74
----------	---	---	-------

1-2-1975	A	L	86-93
----------	---	---	-------

3-3-1975	H	W	84-82
----------	---	---	-------

1-26-1976	A	W	66-65
-----------	---	---	-------

2-23-1976	H	W	89-76
-----------	---	---	-------

1-22-1977	H	L	70-76
-----------	---	---	-------

3-3-1977	A	L	69-78
----------	---	---	-------

1-19-1978	H	W	60-51
-----------	---	---	-------

2-16-1978	A	L	80-99
-----------	---	---	-------

1-13-1979	A	L	50-52
-----------	---	---	-------

2-22-1979	H	W	73-67
-----------	---	---	-------

1-3-1980	H	L	73-74
----------	---	---	-------

3-1-1980	A	L	73-91
----------	---	---	-------

1-24-1981	A	W	74-68
-----------	---	---	-------

2-12-1981	H	L	48-63
-----------	---	---	-------

1-14-1982	A	L	47-53
-----------	---	---	-------

2-27-1982	H	L	49-51
-----------	---	---	-------

1-29-1983	H	W	83-67
-----------	---	---	-------

2-17-1983	A	L	55-61
-----------	---	---	-------

1-28-1984	A	L	54-72
-----------	---	---	-------

2-16-1984	H	W	63-53
-----------	---	---	-------

1-10-1985	A	W	81-72 ot
-----------	---	---	----------

2-9-1985	H	L	65-66
----------	---	---	-------

1-9-1986	H	L	83-88
----------	---	---	-------

2-8-1986	A	L	82-88
----------	---	---	-------

1-3-1987	A	L	72-87
----------	---	---	-------

# ALL-TIME RECORDS VS. OPPONENTS



## St. Joseph's (Pa.).....1-1

(H - 1-1)	
12-18-1965	H W 65-82
12-27-1980	H W 71-67

## St. Louis.....1-1

(N - 1-1)	
3-27-1989	N L 64-74
3-18-2012	N W 65-61

## St. Mary's (Mich.).....3-1

(H - 3-1)	
1-15-1916	H W 29-19
2-21-1923	H W 43-15
12-18-1923	H W 31-26
1-10-1925	H L 13-21

## St. Mary's (Ohio).....0-1

(A - 0-1)	
3-1-1913	A L 26-28

## St. Peter's.....1-1

(H - 1-0; A - 0-1)	
12-1-1983	A L 66-73
12-10-1984	H W 50-38

## St. Viator.....1-2

(H - 1-2)	
2-26-1924	H L 25-27
1-13-1925	H L 18-23
1-9-1926	H W 30-27

## San Diego State.....1-0

(A - 1-0)	
12-29-1984	A W 77-61

## San Francisco.....1-1

(A - 1-0; N - 0-1)	
3-23-1957	N L 60-67
12-20-1974	A W 86-78

## San Jose State.....3-0

(H - 3-0)	
12-22-1987	H W 82-68
12-29-1989	H W 88-61
12-19-2007	H W 85-45

## Santa Clara.....0-1

(N - 0-1)	
11-22-1995	N L 71-77

## Seton Hall.....3-0

(H - 1-0; N - 1-0; A - 1-0)	
3-18-1994	N W 84-73
12-19-2000	A W 72-57
12-22-2001	H W 68-64

## South Alabama.....2-0

(H - 1-0; A - 1-0)	
12-4-1971	H W 87-72
1-3-1973	A W 86-78

## South Carolina.....4-2

(H - 3-1; A - 0-1; N - 1-0)	
12-20-1941	H W 41-29
12-18-1961	H W 99-91
12-9-1972	A L 64-83
12-8-1973	H L 63-74
11-26-1999	N W 59-56
11-16-2010	H W 82-73

## South Dakota.....1-0

(H - 1-0)	
12-5-1966	H W 81-54

## South Florida.....3-0

(H - 2-0; A - 1-0)	
12-20-1997	A W 68-53
12-21-2002	H W 65-56
12-16-2003	H W 73-60

## South Haven.....1-0

(A - 1-0)	
2-28-1908	A W 31-18

## Southern Cal.....3-3

(H - 1-0; A - 1-3; N - 1-0)	
12-19-1953	H W 81-63
12-30-1953	A L 73-75
12-28-1957	A W 77-67
12-29-1964	A L 69-100
12-29-1970	A L 63-88
3-22-2009	N W 74-69

## Southern Illinois.....2-0

(H - 1-0; A - 1-0)	
12-13-1955	H W 99-71
1-27-1968	A W 68-56

## Southern Methodist.....1-0

(N - 1-0)	
12-29-1977	N W 95-69

## Southern Mississippi.....1-0

(N - 1-0)	
12-29-1975	N W 89-77

## SW Missouri State.....1-0

(N - 1-0)	
3-20-1992	N W 61-54

## Southwest Louisiana.....1-1

(H - 1-0; N - 0-1)	
12-3-1968	H W 90-84
12-28-1982	N L 66-71

## Stanford.....4-2

(H - 3-0; N - 1-2)	
12-27-1934	H W 25-18
12-20-1946	H W 57-45
12-29-1960	N L 80-81 2ot
12-28-1991	H W 72-62
12-29-2001	N L 64-75
12-11-2004	N W 78-53

## Stetson.....1-0

(N - 1-0)	
12-11-1992	N W 78-59

## Syracuse.....7-10

(H - 4-2; A - 2-6; N - 1-2)	
2-2-1929	A L 17-24
1-1-1930	H L 19-21
1-3-1933	H W 23-16
1-13-1934	A L 21-27
1-1-1936	A L 34-38
1-19-1937	H W 36-30
1-15-1938	A L 46-59
1-8-1940	H W 31-29
12-27-1941	A W 33-31
1-2-1946	H W 76-48
12-31-1946	A W 61-57 ot
12-3-1977	A L 67-75
3-23-2000	N W 75-58
11-21-2001	N L 58-69
2-23-2003	H L 75-76
1-3-2004	A L 83-86
12-7-2010	N L 58-72

## Temple.....6-6

(H - 3-1; A - 1-3; N - 2-2)	
1-3-1936	A L 24-47
2-15-1939	H W 29-25
1-27-1940	A L 40-42
3-1-1940	H W 44-28
1-6-1941	A W 37-35
1-13-1941	H W 23-22
1-27-1945	N L 47-64
12-30-1969	N L 51-90
12-4-1997	H L 54-56
11-20-1998	A L 59-60
3-25-2001	N W 69-62
3-20-2008	N W 72-61

## Tennessee.....5-2

(H - 2-0; A - 2-1; N - 1-1)	
1-23-1939	A W 35-31

1-6-1940	H W 29-20
12-30-1970	N L 70-81
12-18-1971	A L 61-85
12-21-1993	A W 69-60
12-20-1994	H W 79-68
3-28-2010	N W 70-69

## Tennessee Tech.....2-0

(H - 2-0)	
12-28-2005	H W 80-63
11-28-2010	H W 73-55

## Texas.....3-4

(H - 0-1; A - 0-1; N - 3-2)	
11-27-1999	N W 74-81
3-30-2003	N L 76-85
11-16-2006	N W 63-61
12-22-2007	N W 78-72
12-20-2008	N W 67-63
12-22-2009	A L 68-79
12-22-2010	H L 55-67

## Texas A&M.....2-0

(N - 2-0)	
12-27-1971	N W 67-65
11-25-1989	N W 87-75

## Texas Arlington.....1-0

(H - 1-0)	
12-30-2009	H W 87-68

## Texas Christian.....1-1

(H - 1-0; A - 0-1)	
12-20-1986	A L 47-66
12-12-1987	H W 69-52

## Texas Southern.....1-0

(H - 1-0)	
11-18-2011	H W 76-41

## Toledo.....5-3

(H - 3-2; A - 2-1)	
12-7-1968	A W 81-80
12-6-1969	H L 80-82
12-5-1970	A W 72-62 ot
11-28-1972	H W 98-96
12-18-1973	A L 51-79
11-22-1999	H W 78-33
12-30-2002	H L 76-81
11-20-2009	H W 75-62

## Toledo Buckeyes.....3-3

(H - 1-2; A - 2-1)	
1-16-1914	H W 40-24
2-26-1914	A W 26-25
1-9-1915	H L 23-33
1-28-1915	A L 27-31
2-19-1916	H L 23-32
2-24-1916	A W 28-22

## Tri-State.....1-0

(H - 1-0)	
1-17-1916	H W 30-13

## Tulane.....2-1

(H - 1-0; A - 1-1)	
12-20-1965	H W 80-61
12-21-1966	A W 76-66
12-29-1982	A L 58-81

## Tulsa.....2-2

(H - 1-0; A - 0-1; N - 1-1)	
12-9-1961	H W 90-70
12-18-1963	A L 88-89
12-28-1965	N L 67-78
12-22-1998	N W 68-58

## Upper Canada Law.....1-0

(H - 1-0)	
1-5-1924	H W 33-26

## Utah.....1-4

(A - 0-2; N - 1-2)	
12-21-1962	A L 79-88
12-28-1964	N L 96-98
12-20-1969	A L 85-105
3-17-1991	N L 84-85 2ot
3-18-2000	N W 73-61

## Utah State.....0-2

(A - 0-1; N - 0-1)	
12-22-1962	A L 87-102
12-19-1980	N L 70-74

## Valparaiso.....4-1

(H - 3-1; N - 1-0)	
1-19-1922	H W 30-21
12-22-1922	H L 17-21
3-6-1924	H W 22-12
3-16-2000	N W 65-38
11-22-2009	H W 90-60

## Vanderbilt.....0-1

(N - 0-1)	
12-29-1967	N L 63-73

## Vermont.....2-0

(H - 1-0; N - 1-0)	
3-20-2005	N W 72-61
11-21-2006	H W 66-46

## Victoria.....1-0

(H - 1-0)	
1-11-1923	H W 33-10

## Villanova.....1-3

(A - 1-1; N - 0-2)	
12-27-1966	A L 63-66
12-28-1968	N L 66-75
3-22-1989	A W 70-63
11-29-2002	N L 73-81

## Virginia.....3-0

(H - 3-0)	
2-11-1947	H W 51-46
2-19-1949	H W 62-43
12-4-2002	H W 82-75

## Va. Commonwealth.....0-1

(A - 0-1)	
12-30-1975	A L 75-80

## Wabash.....3-6

(H - 3-0; A - 0-6)	
1-22-1909	A L 24-39
1-28-1910	A L 21-23
1-13-1911	A L 15-25
1-19-1912	A L 26-32
2-10-1917	H W 20-19
1-30-1919	A L 19-28
2-7-1919	H W 37-26
6-2-1920	H W 29-27
2-24-1920	A L 16-24

## Wake Forest.....1-0

(N - 1-0)	
12-30-1986	N W 71-62

## Washington.....4-2

(H - 1-1; A - 0-1; N - 3-0)	
1-2-1942	H L 42-45
12-30-1957	A L 69-71
12-30-1964	N W 93-92
3-13-1986	N W 72-70
3-13-1996	H W 64-50
11-24-2010	N W 76-71

## Washington State.....3-1

(H - 2-0; N - 1-1)	
12-16-1939	H W 52-44
12-28-1978	N W 98-52
12-30-1992	H W 77-61
11-27-1993	N L 71-76

## ALL-TIME RECORDS VS. OPPONENTS

## Washington, St. Louis.....1-0

(A - 1-0)  
1-3-1948 A W 46-45

## Wayne State.....15-1

(H - 9-1; A - 6-0)

1-4-1935 H W 31-17  
 1-26-1935 A W 37-20  
 2-24-1939 H L 33-40  
 2-14-1940 H W 46-29  
 1-20-1945 H W 47-38  
 1-15-1946 A W 43-37  
 2-7-1946 H W 46-45  
 12-28-1946 A W 52-25  
 2-1-1947 H W 49-36  
 12-27-1947 A W 57-55  
 2-28-1948 H W 63-49  
 1-22-1949 A W 37-35 2ot  
 1-27-1949 H W 63-48  
 2-17-1950 H W 68-44  
 2-12-1950 A W 51-50  
 12-1-1951 H W 52-43

## Weber State.....1-2

(H - 1-0; N - 0-2)

12-28-1979 N L 61-63  
 3-17-1995 N L 72-79  
 12-28-1996 H W 83-51

## Western Illinois.....2-0

(H - 1-0; A - 1-0)

12-12-1984 A W 93-61  
 11-23-1985 H W 98-63

## Western Kentucky.....1-1

(N - 1-1)

12-14-1968 N L 63-67  
 3-16-1978 N W 90-69

## Western Michigan.....25-11

(H - 19-7; A - 6-4)

1-12-1916 H W 51-21  
 1-8-1919 H W 19-18  
 1-17-1919 A W 28-23  
 1-15-1921 H W 22-16  
 1-25-1921 A W 29-19  
 1-10-1922 H W 28-20  
 12-15-1922 H L 8-17  
 1-28-1924 A L 14-29  
 2-12-1924 H L 16-25  
 1-23-1925 H L 20-21  
 2-25-1925 A L 15-29  
 2-6-1926 H L 25-30  
 2-26-1926 A L 15-38  
 12-4-1963 H W 101-100  
 12-5-1964 H W 89-80  
 12-4-1965 H L 82-85  
 12-1-1966 H W 77-55  
 12-12-1967 A W 78-67  
 12-6-1968 H W 86-71  
 12-13-1969 A W 86-71  
 12-12-1970 H W 97-85  
 12-11-1971 H W 66-65  
 12-16-1972 A W 76-73  
 12-15-1973 H W 85-76  
 12-14-1974 H W 62-59  
 12-13-1975 A L 68-78  
 12-4-1976 H L 73-74  
 12-10-1977 H W 79-57  
 12-13-1978 A W 109-69  
 11-28-1980 H W 89-77  
 11-28-1981 H L 79-83  
 11-26-1982 H W 72-65  
 11-26-1983 H W 81-52  
 11-30-1984 H W 77-61  
 11-30-1985 H W 84-64  
 11-28-1989 H W 90-66

## Western Reserve.....8-1

(H - 5-1; A - 3-0)

1-30-1931 A W 25-24  
 1-8-1932 H W 17-15  
 1-12-1935 A W 34-33  
 2-9-1935 H W 36-17  
 1-14-1939 H W 36-21  
 1-10-1942 H W 51-22  
 1-17-1948 A W 65-57  
 1-14-1949 H W 44-43  
 1-28-1950 H L 54-57

## West Virginia.....2-1

(H - 2-1)

12-30-1935 H W 25-24  
 1-18-1941 H W 44-35  
 2-8-1941 H L 31-40

## West Va. Wesleyan.....2-1

(H - 2-1)

2-19-1914 H W 38-21  
 2-18-1915 H L 31-43  
 1-12-1917 H W 41-22

## Wichita State.....5-3

(H - 3-0; A - 0-3; N - 2-0)

12-19-1962 A L 69-80  
 12-10-1966 H W 103-68  
 12-23-1967 A L 80-90  
 12-8-1977 H W 84-57  
 12-14-1979 A L 54-55  
 3-20-1988 H W 79-67  
 12-10-2005 N W 83-64  
 11-30-2008 N W 65-57

## Winona.....3-0

(H - 1-0; A - 2-0)

1-18-1912 A W 37-21  
 2-10-1912 A W 67-4  
 1-11-1913 H W 75-14

## Wisconsin.....72-60

(H - 45-14; A - 23-43; N - 4-3)

12-10-1921 A L 13-27  
 12-30-1932 A L 16-26  
 2-5-1934 A W 23-22  
 12-31-1934 A L 21-23  
 12-6-1935 A L 21-26  
 2-6-1937 A L 17-22  
 2-5-1938 A L 27-30  
 2-4-1939 A L 37-39  
 2-3-1940 H W 48-41  
 2-23-1946 A W 59-48  
 3-1-1946 H W 56-52  
 1-20-1947 H L 48-58  
 2-9-1948 A L 39-51  
 2-6-1950 H L 47-66  
 1-8-1951 H L 52-53  
 2-24-1951 A L 29-35  
 1-21-1952 H W 50-39  
 2-16-1952 A W 57-55  
 2-23-1953 H W 53-45  
 3-9-1953 A L 51-58  
 1-18-1954 H L 53-57  
 3-1-1954 A L 56-79  
 1-8-1955 H W 94-77  
 2-5-1955 A W 73-70  
 2-27-1956 H W 89-82  
 2-25-1957 A W 78-62  
 1-20-1958 A L 52-66  
 2-22-1958 H W 93-59  
 2-2-1959 A W 88-57  
 3-2-1959 H W 93-73  
 1-2-1960 A W 91-79  
 1-7-1961 H L 71-74  
 1-8-1962 H L 78-83  
 2-10-1962 A L 72-77  
 1-12-1963 A W 75-68  
 3-2-1963 H L 89-92 ot  
 1-6-1964 H W 106-90

2-27-1965 A L 89-99

2-5-1966 H W 79-65

2-19-1966 A W 77-78

1-28-1967 H W 68-61

2-25-1967 A L 64-68

1-16-1968 A L 68-70

2-24-1968 H W 87-77

1-7-1969 H W 77-67

2-22-1969 A L 64-76

2-7-1970 A L 79-89

2-20-1971 H W 97-78

1-11-1972 H W 83-76

2-29-1972 A L 74-101

1-20-1973 A L 80-93

3-10-1973 H W 79-78 ot

3-2-1974 A L 80-87

1-25-1975 H W 105-87

2-22-1975 A L 96-103

1-3-1976 A L 63-70

3-6-1976 H L 82-86

1-6-1977 H W 84-61

1-29-1977 A L 83-87 3ot

1-7-1978 H W 74-63

3-2-1978 A W 89-75

1-4-1979 H W 84-55

3-3-1979 A L 81-83

1-17-1980 H W 62-61

2-14-1980 A L 66-80

1-22-1981 A L 62-63

2-19-1981 H W 74-65

1-23-1982 H W 68-58

2-20-1982+ A W 60-65 f

1-13-1983 H W 86-66

3-5-1983 A W 91-65

1-12-1984+ A W 74-81 f

3-3-1984 H W 78-59

1-31-1985 A W 77-68

3-2-1985 H W 82-63

1-30-1986 H W 83-81

3-2-1986 A W 84-71

1-22-1987 A W 81-78

2-21-1987 H L 63-65

1-7-1988 A L 72-78 2ot

3-12-1988 H L 69-71

2-2-1989 A L 64-69 ot

3-11-1989 H W 70-61

1-6-1990 A W 64-61

2-8-1990 H W 60-57

1-10-1991 H W 65-50

2-9-1991 A L 78-84 2ot

2-8-1992 A W 79-64

2-12-1992 H W 76-61

1-23-1993 H L 66-67

2-24-1993 A L 62-65

1-19-1994 H W 70-60

2-2-1994 A L 62-87

1-4-1995 A W 78-64

3-11-1995 H W 97-72

1-17-1996 A L 48-61

2-24-1996 H L 52-73

1-9-1997 A W 58-50

3-1-1997 H W 68-49

1-8-1998 H W 63-40

2-21-1998 A W 56-47

1-6-1999 A L 51-66

2-21-1999 H W 56-51

3-6-1999 N W 56-41

2-12-2000 A W 61-44

2-19-2000 H W 59-54

3-1-2000 N W 55-46

4-1-2000 N W 53-41

1-13-2001 H W 69-59 ot

2-27-2001 A W 51-47

1-12-2002 H L 63-64

2-11-2003 A L 53-64

1-10-2004 A L 64-77

3-2-2004 H L 64-68 ot

3-13-2004 N L 66-68

1-16-2005 A L 59-62

2-24-2005 H W 77-64

1-8-2006 A L 63-82

3-2-2006 H W 74-65

2-20-2007 H W 64-55

3-3-2007 A L 50-52

3-9-2007 N L 57-70

2-28-2008 A L 42-57

3-15-2008 N L 63-65

2-22-2009 H W 61-50

1-6-2010 H W 54-47

2-2-2010 A L 49-67

1-11-2011 H W 64-61 ot

2-6-2011 A L 56-82

1-3-2012 A W 63-60 ot

2-16-2012 H W 69-55

3-10-2012 N W 65-52

## Wis.-Green Bay.....6-0

(H - 4-0; N - 1-0; A - 1-0)

12-15-1981 H W 49-48 ot

3-15-1991 N W 60-58

11-23-2004 H W 104-46

12-21-2005 A W 98-69

12-23-2006 H W 76-64

12-29-2007 H W 93-75

## Wofford.....1-0

(H - 1-0)

12-4-2009 H W 72-60

## Wright State.....2-1

(H - 2-0; A - 0-1)

12-17-1997 H W 95-52

12-30-1999 A L 49-53

12-30-2000 H W 88-61

## Wyoming.....2-0

(H - 1-0; A - 1-0)

12-23-1955 H W 72-62

12-19-1959 A W 82-72

## Xavier.....3-1

(H - 3-0; A - 0-1)

1-13-1931 H W 32-19

1-15-1932 H W 22-20

2-20-1932 A L 24-31

1-27-1933 H W 19-16

## Youngstown State.....1-0

(H - 1-0)

11-9-2006 H W 86-61

+ denotes forfeited contest

Note: Home games in bold

Note 2: (##/#) indicates AP ranking of

MSU and opponent

# ALL-TIME LETTERWINNERS



Players began wearing jersey numbers in 1932-33.

\$ Information Unavailable; C - team captain;  
CoC - co-captain; TriC - tri-captain;  
QuaC - quad-captain

Name; Yrs. Lettered; Pos; Ht.; Jersey No.; Home-  
town/High School

**A**  
**AcMoody, Sam**; 2000-01-02-03; Mgr; Tekonsha  
**Aerts, Jason J.**; 2006; F; 6-6; #10;  
Pentwater/Pentwater  
**Ager, Maurice D.**; 2003-04-05-06QuaC; G;  
6-4; #13; Detroit/Crockett  
**Aitch, Matthew A.**; '66-67; C; 6-7; #45;  
St. Louis, Mo./Maplewood Richmond Heights  
**Alexander, Aaron S.**; 2002; F; 6-5; #10;  
Richmond, Va./Henrico  
**Allen, X. Chris**; 2008-09-10; G; 6-3; #3;  
Lawrenceville, Ga./Meadowcreek  
**Anagonye, Aloysius**; 2000-01-02TriC-03CoC; F;  
6-8; #25; Southfield/Detroit DePorres  
**Andereg, Robert H.**; '57-58-59C; F; 6-3;  
#23; Monroe, Wis./Same  
**Anderson, Alan**; 2002-03-04TriC-05QuaC; F;  
6-6; #15; Minneapolis, Minn./DeLaSalle  
**Anderson, Valda**; '29; Mgr; Sand Creek/Same  
**Andreas, Jason**; 2001-02-03-04TriC; C; 6-10;  
#44; Sugar Creek/Ohio Garaway  
**Appling, Keith**; 2011-12; G; 6-1; #11;  
Detroit, Mich./Pershing  
**Archer, Lawrence C.**; '18; G; #5; Derby/\$  
**Armstrong, T. Robert**; '53-54-55; C; 6-8; #12;  
Holland/Same  
**Armstrong, Mark**; '97-98-99-00; Mgr.;  
Grand Rapids  
**Aubuchon, I. Chester**; '39-40-42C; G; 5-9;  
#24; Gary, Ind./Horace Mann  
**Ayala, Reginald (Rickey) P.**; '52-53-54; G;  
5-6; #7; Brooklyn, N.Y./Tech

**B**  
**Babcock, Nate**; 2010-11; Mgr., Plymouth, Minn.  
**Bailey, John A.**; '66-67-68; G; 6-0; #12;  
Streator, Ill./Same  
**Balbach, Edward**; '02-03-04C; G/C; #; no #;  
Grand Rapids/\$  
**Ballinger, Adam**; 2000-01-02TriC-03CoC; C;  
6-9; #55; Bluffton, Ind./Same  
**Barnard, John A.**; '32; F/G; #; no #; \$/\$  
**Barnes, Daron**; '86; Mgr; \$/\$  
**Barnett, William**; '10; #; #; no #; Pittsburgh, Pa./\$  
**Barr, John H.**; '21; F; #; no #; Flint/\$  
**Basich, Peter S.**; '40-41; G; #; #4;  
Columbus, Ohio/\$  
**Bates, Steven A.**; '80-81-82; C; 6-10; #52;  
Fort Wayne, Ind./Wayne  
**Bauman, Paul L.**; '45; G/F; 5-10; #8;  
Battle Creek/St. Phillip  
**Baylor, Arthur E.**; '66-67; F; 6-6; #41;  
Washington, D.C./Mackin  
**Beathea, Daimon**; '93-94-95-96; F; 6-7; #23;  
Elkhart, Ind./Memorial  
**Belknap, Leon V.**; '09; #; \$; no #; Whittemore/\$  
**Bell, Charlie**; '98-99-00-01; G; 6-3; #14;  
Flint/Southwestern Academy  
**Bencie, Charles J.**; '56-57-58; F/C; 6-6; #31;  
Gary, Ind./Froebel  
**Benington, John J. Jr.**; '72; G; 6-1; #15;  
East Lansing/Lansing Gabriels  
**Benjamin, Sylvester (Rudy)**; 69-70-71; G; 6-3;  
#21; Dayton, Ohio/Roosevelt

**Bennett, Byron D.**; '32; Mgr.; \$/\$  
**Bernecker, Scott**; '90-91-92-93; Mgr;  
East Grand Rapids/Same  
**Berry, William E.**; '62-63-64; F; 6-2; #12;  
Winnebucca, Nev./Humboldt County  
**Besko, Scott**; 2012; Mgr., Saint Johns, Mich.  
**Beyer, G. Joseph**; '45; G; 5-10; #3;  
Grosse Pointe/Same  
**Bibbins, Cleveland W.**; '82; F; 6-6; #55;  
Pittsburgh, Pa./Brashear  
**Bilkey, Robert**; '24; C; #; no #; Ishpeming/Same  
**Binge, Ronald E.**; '70; F; 6-5; #44;  
East Detroit/Same  
**Bishop, Randy J.**; '79-80; Mgr.; Grandville/  
Wyoming Lee  
**Blanchard, Charles M.**; '01C-02; #; \$; no #;  
Chesaning/Same  
**Bluem, Mark**; '92-93; F; 6-6; #20; Caro/Same  
**Boeskool, Randall D.**; '31-32; C; #; no #;  
Grand Rapids/\$  
**Bograkos, Timothy G.**; '69-70; G; 6-1; #12;  
Flint/Central  
**Bograkos, Timothy E.**; 2002-03-04-05QuaC; G;  
6-2; #30; Flint/Central  
**Borovich, Jon**; 2002-03; Mgr.; Bloomfield Hills  
**Bostic, Herbert H.**; '80-81-82; F/G; 6-4; #44;  
Detroit/Royal Oak Shrine  
**Bouma, Robert D.**; '68; Mgr; Grand Rapids/\$  
**Bower, William R.**; '50-51-52; F; 5-11; #4;  
Ft. Wayne, Ind./South  
**Brannum, Robert W.**; '48C; C; 6-5; #7;  
Winfield, Kan./Same  
**Braun, Norwin W.**; '49; Mgr; Ann Arbor/\$  
**Breslin, Brian S.**; '71-72-74; F; 6-5; #42;  
East Lansing/Same  
**Brigham, G. Horbert**; '18; F; #; 6-5; #13;  
Springfield, Pa./\$  
**Brkovich, Donald**; '79; F; 6-6; #21;  
Windsor, Ont./Lowe  
**Brkovich, Mike**; '78-79-80-81CoC; G/F; 6-4;  
#12; Windsor, Ont./Lowe  
**Brookens, Harold A.**; '61; G; 6-0; #14;  
Tulsa, Okla./Washington  
**Brooks, Quinton**; '93-94-95-96CoC; F; 6-7;  
#40; Akron, Ohio/Firestone  
**Brown, Alfred**; '77-78; F; 6-6; #25;  
Detroit/Haynesville (La.)  
**Brown, Arthur**; '22; G; #; no #; Hastings/Same  
**Brown, Luke**; '98-99-00-01; Mgr.; Iron Mountain  
**Brown, Mark**; '86; G; 6-0; #24; Hastings/Same  
**Brown, Shannon**; 2004-05-06QuaC; G; 6-3;  
#3; Maywood, Ill./Proviso East  
**Burchill, Kenneth**; '51; Mgr.; Sault Ste. Marie  
**Burgess, Jeffrey**; 2002-03-04-05; Mgr.; Fenton  
**Burk, William**; '41-42; G; #; #7; Whiting, Ind./\$  
**Busch, Fred W.**; '10-11C; F; #; no #; Detroit/\$  
**Buyse, Maurice J.**; '34-36; C; #; #8; \$/\$  
**Byrd, Russell**; 2012; G; 6-7; #0;  
Fort Wayne, Ind./Blackhawk Christian

**C**  
**Callahan, Leo A.**; '37-38-39C; G; #5;  
Schenectady, N.Y./Same  
**Campbell, Arthur L.**; '09-10; Mgr.;  
Cheat Haven, Pa./Same  
**Carey, Robert W.**; '50-51-52; C; 6-5; #8;  
Charlevoix/Same  
**Carey, William R.**; '51-52; F; 6-1; #13;  
Charlevoix/Same  
**Carlson, Leif F.**; '51-52; F; 6-2; #17;  
East Lansing/Weehawken (NJ)  
**Carlson, Sherman F.**; '27; Mgr.; Howell/\$  
**Carpenter, William E.**; '37-38; G; #; #5; \$/\$

**Carr, Vernon**; '86-87; G/F; 6-6; #23; Detroit/Cody  
**Carrington, Matthew**; '83; G; 6-1; #14;  
Flint/Central  
**Caruthers, Robert H.**; '31; Mgr.; \$/\$  
**Carr, Rick**; 2004-05-06; Mgr.; Grand Blanc  
**Caster, Jeff**; '89-90-91; G; 6-0; #22;  
St. Johns/Same  
**Cawood, John F.**; '43-47; F; 6-3; #16/21;  
Lansing/Eastern  
**Cawood, William E.**; '80-81-82-83CoC; G/F;  
6-7; #22; East Lansing/Same  
**Chamberlain, Ralph G.**; '10-11-12C-13; C; #;  
no #; Grand Rapids/\$  
**Chandler, Stanley L.**; '62; C; 6-5; #31;  
Louisville, Ky./Central  
**Chandnois, Lynn**; '47; F; 6-2; #5; Flint/Central  
**Chapman, Dan**; 2012; G; 6-3; #14;  
Okemos, Mich./Okemos  
**Chapman, Robert**; '75-76-77C-78CoC; G; 6-2;  
#44; Saginaw/Same  
**Chappell, Mike**; 2000-01; G/F; 6-9;  
Southfield/Lathrup  
**Charles, Ron A.**; '77-78-79-80CoC; F; 6-8;  
#15; U.S. Virgin Islands/Central  
**Cherry, Steve**; '98-99-00; F; 6-6; #20;  
Coldwater/Same  
**Christiansen, Paul**; '70; Mgr.; Greenville/Same  
**Clark, Adam**; 2011-12; Mgr., Jerome, Mich.  
**Cleaves, Mateen**; '97-98CoC-99QuaC-00TriC-  
G; 6-2; #12; Flint/Northern  
**Cleveland, Andy**; '95-96-97-98; Mgr.;  
Grand Rapids  
**Cohrs, William R.**; '70-71-72; C; 6-6; #45;  
Vicksburg/Same  
**Cole, Clarence L.**; '26; G; #; no #; Lowell/Same  
**Colvin, Carleton J.**; '27-28; G; #; no #;  
East Lansing/\$  
**Cooper, James A.**; '02C; #; #; no #; Owosso/\$  
**Copeland, Bernard V.**; '68-69; F; 6-6; #45;  
Inkster/Hillcrest (Brundidge, Ala.)  
**Corbitt, Donald R.**; '54; G; 5-10; #9;  
Ft. Wayne, Ind./Elmhurst  
**Coutre, James W.**; '77-78; C; 6-9; #45;  
LaGrange, Ill./Benet Academy  
**Crandell, Jonathan**; 2009-10; F; 6-8; #25;  
Rochester/Rochester Adams  
**Crary, Edward (Ted)**; '65-66-67;  
F; 6-5; #13; Springfield, Pa./\$  
**Curry, X. Deon**; 2007; G; 6-1; #13;  
Oakland Township/Detroit Country Day  
**Curtis, Jamie**; 2010-11; Mgr., Swartz Creek, Mich.  
**Curtis, William A.**; '64-65-66C; F; 6-4; #25;  
Grand Rapids/South

**D**  
**Dahlman, Isaiah J.**; 2007-08-09-10QuaC; G;  
6-6; #22; Braham, Minn./Braham Area  
**Dalrymple, Max E.**; '38-39-40C; G; #; #15;  
Port Huron/\$  
**Dargush, Bennie J.**; '37-38; C; #; #19;  
Amsterdam, N.Y./\$  
**Darnton, Brandon**; 2007; G; 5-10; #1;  
Harbor Springs/Same  
**Davis, Charles E.**; '39; Mgr; Rockford/\$  
**Davis, Doug**; '98-99; G; 6-3; #30;  
Columbus, Ohio/Westland  
**Davis, Paul R.**; 2003-04-05-06QuaC;  
C; 6-11; #40; Rochester/Rochester  
**Davis, Peter A.**; '73-74-75; G; 6-1; #32;  
Brooklyn, N.Y./Boys  
**Dawson, Brandon**; 2012; G; 6-6; #22;  
Gary, Ind./Lew Wallace  
**Dawson, Hugh A.**; '47-48-49; G; 6-0; #5;  
Hammond, Ind./Same



## ALL-TIME LETTERWINNERS

Dean, Paul; '69-70-71; G; 6-1; #23; Alma/Same  
 Dekker, James H.; '33-34; C; \$; #21; \$/\$  
 DenHerder, Fred; '28-29-30; F/C; \$; no #; \$/\$  
 Densley, Theodore B.; '69; Mgr; Detroit/\$  
 Devenny, Robert H.; '53-54-55; G; 5-11;  
 #3/10; Philadelphia, Pa./North Catholic  
 Dickson, Verne C.; '27-28C-29; F; \$; no #; \$/\$  
 Dickson, Robert M.; '06-07-08; G; \$; no #;  
 Lansing/\$  
 Diehl, Roy H.; '42-43; F; 5-9; #8; Sturgis/Same  
 Divjak, Ronald; '62-63; F/C; 6-5; #22;  
 East Chicago, Ind./Washington  
 Dodge, Glenn W.; '05; G; \$; no #; Almont/\$  
 Doerr, Maxwell; '30; Mgr; \$/\$  
 Donnelly, Terry R.; '77-78-79-80CoC; G; 6-2;  
 #11; St. Louis, Mo./Parkway North  
 Douglas, Thomas H.; '63-64; G; 5-11; #20;  
 Barrington, Ill./Same  
 Drew, Kenneth L.; '26-27C; G; \$; no #; Tipton/\$  
 Dryden, Marion; '98-99; Mgr.; Detroit  
 Ducre, DeMarcus D.; 2007; G; 5-10; #15;  
 Saginaw/Same  
 Dudley, James D.; '75; F; 6-5; #42;  
 South Milwaukee, Wis./Racine Prairie  
 Duffield, Arnold; '32; F/G; \$; no #; Lansing/\$  
 Durco, Brenden; 2012; Mgr.; Pinckney, Mich.  
 Duthie, Herbert L.; '10-11; G; \$; no #;  
 Grand Rapids/\$  
 Dwyer, Sean P.; 2006-07-08-09; Mgr.; Saginaw  
 Dykema, Jon; 2000-01-02-03; Mgr.; Freeland

**E**  
 Edwards, Heywood M.; '67-68; F/C; 6-6; #33;  
 Brooklyn, N.Y./Boys  
 Eckstrom, William, R.; '51-52; F; 6-3; #12;  
 Grant/Same  
 Edwards, Derrick L.; 2004; Mgr.; Chicago, Ill.  
 Eldred, Robert R.; '27; F; \$; no #;  
 Eaton Rapids/Same  
 Emery, Brian; '87-88; Mgr.; Perry/Same  
 Eva, Wesley L.; '23-24; C; \$; no #; Vulcan/\$  
 Evans, Monte; '97; G; #22; Detroit/Cass Tech

**F**  
 Fagan, Terrance, S.; '72; G; 5-11; #21;  
 Flint/St. Michaels  
 Fahs, David L.; '59-60-61C; G; 5-9; #12;  
 Monroe, Wis./Same  
 Falkowski, George; '38-39; F; \$; #22; Flint/\$  
 Fanning, Lawrence; '60; G; 6-0; #10;  
 Gas City, Ind./Mississinewa  
 Feick, Jamie; '93-94-95-96 CoC; F; 6-8; #30;  
 Lexington, Ohio/Same  
 Feldreich, Sten; '78; G; 7-0; #43;  
 Bromma, Sweden/Same  
 Felt, Carl; '27-28-29C; C; \$; no #; Muskegon/\$  
 Ferguson, Brett A.; 2008-09-10-11; Mgr.;  
 Wheaton, Ill.  
 Ferguson, Christian S.; '61; G; 5-10; #10;  
 Lansing/Sexton  
 Ferguson, George H.; '56-57C; F; 6-3; #30;  
 Providence, R.I./North Providence  
 Ferrari, Albert R.; '53-54-55C; F; 6-3; #22;  
 New York/Brooklyn Tech  
 Ferrell, Fred L.; '75-76; Mgr.; Detroit/\$  
 Fessenden, Clarence W.; '21-22-23C; G; \$;  
 no #; Newaygo/\$  
 Finn, John; '50; C; 6-4; #15; Escanaba/Same  
 Finamore, Steve; 2000; Mgr.; Brooklyn, N.Y.  
 Flowers, Donald; '78; G; 6-2; #21;  
 Detroit/Hamtramck  
 Flores, David; 2001-02-03-04; Mgr.;  
 Los Angeles, Calif.

Ford, Patrick; '83-84; G/F; 6-5; #44;  
 Detroit/Cass Tech  
 Fordham, Barry; '84-85-86-87CoC; G; 6-8;  
 #40; Buffalo, N.Y./Sweet Home  
 Fortino, M. Samuel; '45-46; F; 6-2; #6;  
 Alma/Same  
 Fossum, Robert; '81; G; 5-9; #15; Okemos/Same  
 Foster, Walter J.; '19-20-21C-22; C; \$; no #;  
 East Lansing/\$  
 Frankel, Charles M.; '45; C; 6-3; #4;  
 Detroit/Northern  
 Franklin, Michael; '92-93-94-95; Mgr.;  
 Grand Rapids  
 Fredericks, Charles C.; '25-26; G/C; \$; no #;  
 Saginaw/\$  
 Frimodig, Lyman L.; '14-15-16C-17; C/G; \$;  
 no #; Calumet/\$  
 Frizzo, Leo V.; '35; C; \$; #9; \$/\$  
 Furlow, Terry L.; '73-74-75-76C; F; 6-5; #25;  
 Flint/Northern  
 Furseth, Erik O.; '51-52-53C; F; 6-3; #5;  
 Cleveland Heights, Ohio/Same

**G**  
 Gale, Robert S.; '68-69-70; F; 6-5; #25;  
 Trout Creek/Same  
 Ganakas, Gary E.; '71-72-73; G; 5-5; #11;  
 East Lansing/Same  
 Garavaglia, Jon; '94-95-96-97; F; 6-9; #21;  
 Allen Park/Aquinas  
 Garlock, Ronald; '35-36-37; G/F; #16; \$/\$  
 Garrett, George A.; '18-19-20C; G; \$; no #;  
 Elmhurst, N.Y./\$  
 Gauna, Alex; 2012; F; 6-9; #2;  
 Eaton Rapids, Mich./Eaton Rapids  
 Gauthier, George E.; '11-12-13-14C; F; \$;  
 no #; Detroit/\$  
 Geahan, Robert R.; '47-48-49C; F; 6-1; #3;  
 Lansing/Sexton  
 Geistler, Gerald L.; '66-67-68; C; 6-9; #42;  
 Detroit/Redford  
 Gent, George E. (Pete); '62-63-64; C/F; 6-5;  
 #30; Bangor/Same  
 Gerard, Joseph E.; '40-41-42; F; \$; #16;  
 North Webster, Ind./\$  
 Gibbons, James M.; '68-69-70CoC; C; 6-7;  
 #41; Blissfield/Same  
 Gibson, Michael; 2006; Mgr.; Cumberland, R.I.  
 Gilkey, Edward A.; '20-21-22; F; \$; no #;  
 Lansing/\$  
 Gilkie, Gerald; '79; F; 6-5; #43; Detroit/Kettering  
 Gill, William W.; '04; C; \$; no #; \$/\$  
 Girtan, Derek; 2005-06-07; Mgr.; Sturgis  
 Glover, William J.; '73-74-75; G; 6-2; #12;  
 Pontiac/Central  
 Gleason, Bobby; 2001; Mgr.; Davison  
 Godfrey, Walter G.; '55-56C; G; 6-1; #23;  
 Detroit/Cass Tech  
 Golis, William; '60; G; 6-0; #25;  
 Bolivar, Pa./Laurel Valley  
 Gonzalez, Robert; '79-80; F; 6-7; #35;  
 Detroit/Catholic Central  
 Gonzenbach, Max; '56-58; C; 6-8; #32/35;  
 Milbank, S.D./Same  
 Gore, Timothy; '81-82-83-84; G; 6-4; #10;  
 Erie, Pa./Cathedral Prep  
 Gorman, John E.; '66; G; 5-11; #11;  
 Chicago, Ill./Fenwick  
 Goss, Robert W.; '11-12-13-14; G; \$; no #;  
 Fall River, Mass./\$  
 Gowens, Arthur L.; '59; F; 6-2; #35;  
 Lansing/Sexton  
 Graham, Ralph C.; '05-06; Mgr.; Owosso/\$

Grams, Milton H.; '28; Mgr.; \$/\$  
 Granack, John M.; '46-49; F; 5-11; # 7;  
 Hammond, Ind./Same  
 Granger, A.J.; '97-98-99-00Tri-C; F; 6-9; #43;  
 Findlay, Ohio/Liberty-Benton  
 Gray, Jacob; 2000; Mgr.; Plymouth  
 Gray, Marquise; 2006-07-08-09; F; 6-8; #41;  
 Flint/Beecher  
 Green, Harry A.; '43; Mgr.; Detroit/\$  
 Green, Raymond; 2009-10QuaC-11CoC-12CoC;  
 F; 6-6; #23; Saginaw/Saginaw  
 Green, Johnny M.; '57-58-59C; C; 6-5;  
 #24 (ret.); Dayton, Ohio/Dunbar  
 Griffin, Joseph P.; 2007-08; Mgr.; Romeo  
 Grove, Donald B.; '28-29-30; F; \$; no #; \$/\$  
 Grove, Roger, R.; '29-30-31CoC; G/F; \$;  
 no #; Sturgis/\$  
 Guess, Lorenzo; '98; G; 6-3; #5; Wayne/Memorial  
 Gutkowski, Ronald J.; '70-71-72CoC; F; 6-6;  
 #24; Detroit/Catholic Central

**H**  
 Hackett, Paul; '25-26C; F; \$; no #; Saginaw/\$  
 Haftencamp, Joseph P.; '02-03-04; F; \$; no #;  
 Grand Rapids/\$  
 Haga, Arthur J.; '29-30-31CoC; G; \$; no #;  
 Muskegon/\$  
 Hairston, Lindsay; '73-74-75C; C; 6-7; #45;  
 Detroit/Kettering  
 Haley, Ron; '91-92; F; 6-6; #45; Saginaw/Novel  
 Hall, C.C.; '26; Mgr.; \$/\$  
 Hall, Jesse; '88-89-90; G; 6-3; #23;  
 Venice, Ill./Same  
 Hall, Richard D.; '61; F/C; 6-4; #32;  
 Manistowic, Wis./Lincoln  
 Hamilton, Geoffrey; '61-62-63; Mgr.; Three Rivers  
 Hammes, John H.; '18-20; G; \$; no #;  
 Newberry/\$  
 Hamo, Anthony G.; 2005-06; G; 6-2; #22;  
 Flint/Powers/Catholic  
 Hannish, Claude C.; '06-07-08-09-10C-11; G;  
 \$; no #; Grand Rapids/\$  
 Hannon, Jacob; 2007; F; 6-5; #43;  
 Cody, Wyo./Cody  
 Harris, James; '55; F; 6-3; #25; Fort Wayne, Ind./  
 Harlan  
 Hart, David; '93-94-95-96; G; 6-4; #4;  
 Battle Creek/Central  
 Hartman, L. Deneal; '52-53-54; F; 6-4; #13/19;  
 Fort Wayne, Ind./South  
 Harvey, Andrew J.; 2005; F; 6-5; #43;  
 Escanaba/Same  
 Hashu, Nickolas; '42-43-45C; G; 6-0; #9;  
 Hammond, Ind./Same  
 Haun, Harold E.; '30; C; \$; no #; \$/\$  
 Headen, John W.; '68; Mgr; Detroit/\$  
 Heasley, Lloyd E.; '20-21-22C; F; \$; no #;  
 Zeeland/\$  
 Hedden, Larry D.; '56-57-58; F; 6-5; #33;  
 Gas City, Ind./Mississinewa  
 Hendon, Nicholas W.; 2006-07-08-09; Mgr.;  
 Newaygo  
 Henry, Charles A.; '38-39; G; \$; #16;  
 Huntington, Ind./\$  
 Herrick, Robert C.; '33-34-35C; F/G; \$; #4; \$/\$  
 Herzog, Tom; 2008-09-10; C; 7-0; #40;  
 Flint/Powers  
 Hess, Leon; '48; G; 6-3; #16; Auburn, Ind./Same  
 Hetzel, Stephen P.; 2004-05; Mgr.; Allen Park  
 Hickman, Parish; '89-90-91; F; 6-7; #42;  
 Detroit/Bishop Borgess  
 Higbie, Charles C.; '18-20-21; C/F; \$; no #;  
 Napoleon/\$



# ALL-TIME LETTERWINNERS

**Hill, Christopher**; 2002-03-04-05QuaC; G; 6-3; #5; Indianapolis, Ind./Lawrence North  
**Hindman, O. Max**; '39-40-41; C/F; #8; Gary, Ind./S  
**Hinkin, Paul E.**; '54; F; 6-4; #13; Saginaw/Arthur Hill  
**Hoff, Guy F.**; '11; F; #; no #; Buffalo, N.Y./S  
**Hoffman, Lee S.**; '50; Mgr.; East Lansing/S  
**Hofkamp, Matt**; '91; C; 6-10; #44; Ionia/Same  
**Hogberg, Jake E.**; 2006; Mgr.; Iron Mountain  
**Holcomb, Monte S.**; '31; F; #; no #; S/S  
**Hollis, Mark**; '82-83-84-85; Mgr.; Port Huron/S  
**Holmberg, Nicholas**; 2005-06-07-08; Mgr.; Grand Ledger  
**Holms, D. John**; '67-68-69; F; 6-4; #24; Lansing/Sexton  
**Holmes, Richard**; '64-65-66; F; 6-4; #33; Willard, Ohio/Same  
**Hood, Charles**; '15-16; F; #; no #; Buffalo, N.Y./S  
**Hood, Oliver Z.**; '26-27; F; #; no #; Ionia/S  
**Huck, Christopher D.**; '72-73; Mgr.; Monroe/S  
**Huffman, Jaimee**; '79; G; #; #24; Lansing/Everett  
**Hultman, Vivian**; '23; G; #; no #; Grand Rapids/S  
**Hurley, T.J.**; 2010-11-12; Mgr.; Redford  
**Hutson, Andre**; '98-99-00-01; F; 6-8; #34; Trotwood, Ohio/Trotwood-Madison  
**Hutt, Martin C.**; '38-39-40C; F/C; #; #10; Schenectady, N.Y./S

**Ianni, Anthony**; 2012; C; 6-9; #44; East Lansing, Mich./Okemos  
**Ibok, Idongesit W.**; 2008-07-08-09; C; 6-11; #00; Lagos, Nigeria/Montverde Acad. (Fla.)  
**Ishbia, Mat**; 2000-01-02; G; 5-10; #15; Birmingham/Seaholm  
**Izzo, Mario F.**; '86-87-88; C; 6-11; #55; Park Ridge, N.J./St. Joseph Regional  
**Izzo, Paul**; 2005-06-07-08; Mgr.; Iron Mountain

**James, Kurt M.**; 80-82CoC; F; 6-7; #30; Pontiac/Northern  
**Jameson, Curtis**; 2009; Mgr.; Swartz Creek  
**Jennings, Brandon P.**; 2003-04-05-06; Mgr.; Detroit  
**Johnson, Darryl D.**; '84-85-86-87CoC; G; 6-2; #13; Flint/Central  
**Johnson, Derek**; '92; Mgr.; \$  
**Johnson, Earvin**; '78-79CoC; G/F; 6-8; #33 (ret.); Lansing/Everett  
**Johnson, George**; '83-84-85-86-87; Mgr.; Saginaw/S  
**Johnson, Ken F.**; '84-85; F; 6-8; #00; La Jolla, Calif./LaJolla  
**Johnson, Louis, Jr.**; '92-93-94-95; Mgr.; Muskegon Heights  
**Johnson, Rashi J.**; 2003-04; G; 6-2; #11; Chicago, Ill./King  
**Johnson, Robert B.**; '53; F; 6-1; #6; Muskegon Heights/Same  
**Johnson, Vernon L.**; '67-68; G; 5-11; #23; Saginaw/Same  
**Johnston, Rae J.**; '50; Mgr.; River Rouge/S  
**Jones, Dudley P.**; '41-42-46; G/F; 6-1; #5; Hammond, Ind./Whiting  
**Jordan, Richard D.**; '67; G; 5-7; #14; Fenville/Same  
**Joseph, Maurice M.**; 2006-07; G; 6-4; #23; Montreal, Quebec/Champlain-St. Lambert  
**Joyce, Donn**; '49; G; 6-0; #19; Greenfield, Ind./Same

**Kathrein, John A.**; '52; Mgr.; Chicago, Ill./S  
**Kaye, Richard P.**; '79-80-81; F; 6-6; #42; Livonia/Detroit Central  
**Kearney, Brandon**; 2012; G; 6-3; #3; Detroit, Mich./Southeastern  
**Keast, Roger**; '32; F/G; #; no #; S/S  
**Kebler, Michael H.**; 2008-09-10-11; G; 6-3; #20; Okemos/Same  
**Keeler, David J.**; '67; F; 6-6; #44; Moline, Ill./S  
**Keir, Gerald J.**; '64; Mgr.; Snyder, N.Y./S  
**Keller, Brennan**; 2007-08; Mgr.; Glenview, Ill.  
**Kelley, Thomas**; '95-96-97-99QuaC; G; 6-2; #3; Grand Rapids/Union  
**Kelsner, Gregory**; '76-77-78CoC-79CoC; F; 6-7; #32 (ret.); Detroit/Henry Ford  
**Kemler, John**; '66; Mgr.; Rochester/S  
**Kemp, Edward K.**; '35; Mgr.; S/S  
**Kern, Sidney A.**; '45; Mgr.; Detroit/S  
**Kidman, James**; '24; G; #; no #; Clyde, Ohio /S  
**Kilbride, Duane R.**; '61; F/G; 6-2; #21; Kankakee, Ill./St. Patrick Central  
**Kilgore, William**; '71-72-73C; C; 6-7; #22; River Rouge/Same  
**Kircher, Alton**; '32-33C; #; no #; Gladstone/S  
**Kirkpatrick, Steven**; '70; G; 6-2; #32; Lafayette, Ind./Jefferson  
**Kitto, Clyde A.**; '24; C; #; no #; Gladstone/S  
**Klein, Jason**; '96-97-98-99QuaC; G; 6-7; #11/44; Grosse Ile/Same  
**Kohut, Andrew H.**; 2004-05; Mgr.; Griffith, Ind.  
**Kowalk, Clayton J.**; '43; G/F; 5-11; #25; Eaton Rapids/Same  
**Kraft, Howard**; '36-37-38C; F/G; #; #18; Niles/S  
**Krakora, Joseph G.**; '45; G; 6-1; #12; Bervyn, Ill./Morton  
**Krall, William R.**; '45-46; C; 6-8; #22; Detroit/Redford  
**Krehl, Edward C.**; '05-06C-07C-08; #; #; no #; Buffalo, N.Y./S  
**Kruse, Alexander**; 2010-11-12; Mgr.; Grand Blanc, Mich.  
**Kruse, Christopher**; 2010-11-12; Mgr.; Grand Blanc, Mich.  
**Kucab, Jeff**; '96-97-98-99; Mgr.; Grosse Ile  
**Kupper, James N.**; '64-65-66; G; 6-0; #23; Louisville, Ky./St. Xavier  
**Kurtz, Lawrence**; '18-19C-20; G; #; no #; Flint/S

**Lafayette, Lee**; '67-68-69C; F/C; 6-6; #35; Grand Rapids/South  
**Lalley, Patrick**; '98-99-00-01; Mgr.; Holland  
**Lamers, John (Jack)**; '61-62-63C; G/F; 6-2; #15; Kimberly, Wis./Same  
**Laporte, Geoff**; 2010-11-12; Mgr.; Beverly Hills, Mich.  
**Larson, Edward L.**; '34; Mgr.; Montague/S  
**Levin, Harvey A.**; '65; Mgr.; Kankakee, Ill./S  
**Lewis, Tyrone**; '72; F/G; #34; Ferndale/Same  
**Lick, Thomas W.**; '67-68-69; C; 6-10; #34; Gaylord/Same  
**Lieberman, Albert G.**; '49; Mgr.; Owosso/S  
**Lieberman, James K.**; '72; Mgr.; Owosso/Same  
**Linhart, Ryan C.**; 2007-08-09; Mgr.; Brighton  
**Lloyd, Gregory L.**; '79; G; 6-1; #10; Lansing/Eastern  
**Longaker, Michael**; '78-79-80; G; 6-1; #23; Warren/Same  
**Lorbeck, Erazem**; 2003; F; 6-10; #41; Ljubljana, Slovenia

**Lucas, Kalin**; 2008-09CoC-10QuaC-11CoC; G; 6-0; #1; Sterling Heights/Orchard Lake St. Mary's  
**Lucious, Korie**; 2009-10-11; G; 5-11; #34; Milwaukee, Wis./Pius XI  
**Lumsden, David H.**; '47; C; 6-5-#5; Lexington, N.C./Same  
**Lux, Harry**; '56-57; G; 5-10; #11; Chicago, Ill./Leo

**MacDaugal, Everett R.**; '40; Mgr.; Detroit/S  
**MacDonald, Timothy**; '85-86-87-88-89; Mgr.; Scio, N.Y.  
**MacMasters, Hugh D.**; '52; C; 6-6; #15; Hazel Park/Same  
**Mahaney, Robert C.**; '51; Mgr.; Owosso/S  
**Maisner, Michael**; '80-81-82; Mgr.; Marshall/S  
**Manns, Kirk**; '87-88-89-90; G; 6-1; #10; North Judson, Ind./Same  
**Martin, John E.**; '33; Mgr.; S/S  
**Marx, Harry B.**; '25; G; #; no #; Monroe/S  
**Mason, Ellwood W.**; '25; C; #; no #; Burton/S  
**Mathieson, Roderick**; '12; F; #; no #; Detroit/S  
**Matson, Edward L.**; '21-22; G; #; no #; Dollar Bay/S  
**Mattera, James**; 2002; Mgr.; Frankfort, Ill.  
**Matthews, Wallace B.**; '25; Mgr.; S/S  
**May, Floyd E.**; '43; F; 6-0; #11; Schenectady, N.Y./Mt. Pleasant  
**Mazza, Matthew A.**; '46-47; C; 6-2; #29; Niagara Falls, N.Y./Trott  
**McAuliffe, Thomas W.**; '51; G; 6-0; #7; Chicago, Ill./Leo  
**McCall, Tom**; '84-85-86-87; Mgr.; Detroit/S  
**McCasin, Garold**; '31-32-33C; C/F; #; #16; S/S  
**McClelland, Albert L.**; '15-16-17C; G; #; no #; Holland/S  
**McGoy, Julius**; 54-55-56; F; 6-2; #18/15; Farrell, Pa./Same  
**McGill, Thomas**; '73-74-75; F; 6-4; #41; Flint/Northern  
**McGillicuddy, Robert**; '28; G; #; no #; Lansing/S  
**McGlothlan, Marqus L.**; 2009-10; Mgr.; Milwaukee  
**McKenna, Parnell G.**; '06-07-08-09C-10; #; #; no #; S/S  
**McMillan, Roy A.**; '23-25; F; #; no #; S/S  
**McNally, Ben**; 2011-12; Mgr.; Almont, Mich.  
**Means, Clarence T. (Sonny)**; '50-51-52C; G; 5-11; #3; Saginaw/Same  
**Medley, Kyle**; 2004-05-07; Mgr.; Maineville, Ohio  
**Mekules, Frank A.**; '41; C; #; #22; Detroit/S  
**Merz, Elmer H.**; '08-09; #; no #; Detroit/S  
**Millar, Wilson F.**; '03-04; Mgr.; Ray Center/S  
**Miller, Anthony**; '92-93-94; F; 6-9; #34; Benton Harbor/Same  
**Miller, Carl F.**; '16; G; #; no #; Saginaw/S  
**Miller, Costa N.**; '61; Mgr.; S/S  
**Miller, Hiram H.**; '13-14; F; #; no #; Tonawanda, N.Y./S  
**Miller, Ken**; '83; C; 6-10; #54; St. Clair Shores/Lakeshore  
**Miller, Oscar**; '14-15C; G; #; no #; Saginaw/S  
**Miller, Patrick F.**; '13-14-72CoC; F/G; 6-2; #35; Menominee/Same  
**Miller, Robert E.**; '65-66; F; 6-5; #35; Fort Wayne, Ind./Elmhurst  
**Miller, W. Blake**; '13-15; F; #; no #; Tonawanda, N.Y./S  
**Mills, Herbert**; '07-08-09; #; #; no #; Adrian/S  
**Milton, Cedric L.**; '73-74-75-76; C; 6-9; #24; Denver, Colo./Manual  
**Montgomery, Mark**; '89-90-91-92 CoC; G; 6-2; #11; Inkster/Southgate Aquinas

## ALL-TIME LETTERWINNERS

**Moore, John L.**; '50; C; 6-7; #15; Ionia/Same  
**Morgan, J. Raymar**; 2007-08-09-10QuAc;  
 F; 6-7; #2; Canton, Ohio/McKinley  
**Morris, Robert**; '39-40-41; F; 6; #12;  
 Grand Rapids/\$  
**Morrison, Randy**; '81; G; 6-2; #23; Olivet/Same  
**Mudd, Richard D.**; '82-83-84-85CoC; C; 6-9;  
 '24; Washington, DC/McKinley Tech  
**Mull, Anthony**; '96-97; G; 10; 6-4;  
 Flint/Southwestern  
**Mueller, David P.**; '86-88-89-90; C; 6-9; #34;  
 Racine, Wis./St. Catherine's  
**Munson, Justin T.**; 2007-08-09-10; Mgr.; Elsie  
**Murray, Byron**; '17-18C; F; 6; #0; Marquette/\$  
**Muth, Charles K.**; '33; G; 6; #3; \$/\$

**N**  
**Nagel, Robert**; '50; G; 6-2; #16; Lansing/Eastern  
**Nash, Ricky**; '76; F; 6-4; #34; Saginaw/Same  
**Naymick, Drew M.**; 2004-05-07-08; C; 6-10;  
 #34; Muskegon/North Muskegon  
**Neaves, Mitchell**; '96-97; Mgr.; Virgin Islands  
**Neitzel, Drew A.**; 2005-06-07CoC-08CoC; G;  
 6-0; #11/12; Grand Rapids/Wyoming Park  
**Newman, Harold C.**; '24; Mgr.; East Lansing/\$  
**Nicodemus, Steve**; '93-94-95-96; G; 6-4; #22;  
 S. Whitley, Ind./Whitko  
**Nix, Derrick**; 2010-11-12; C; 6-8; #50;  
 Detroit/Pershing  
**Ngo, Donald H.**; 2002-03-04; Mgr.; Holt  
**Noack, William**; '64; C; 6-8; #35; Lansing/Eastern  
**Nuttall, Matt**; '23-24-25C; F; 6; #0; Negaunee/\$

**O**  
**Ockerman, Justin P.**; 2004; F; 6-9; #54;  
 Garden City/Same  
**O'Leary, Robert J.**; '45; F; 6-0; #10;  
 Portsmouth, N.H./Same  
**Olson, Duane**; '57; F/C; 6-5; #21; Detroit/Cass Tech  
**Olson, Lance A.**; '58-59-60C; F; 6-4; #30;  
 Green Bay, Wis./West  
**Osterink, Leonard**; '37; F; 6; #21; Grand Rapids/\$  
**Ott, Jordan**; 2007-08; Mgr.; McConnellsburg, Pa.

**P**  
**Pacynski, Stan L.**; '22; F; 6; #0; Bay City/\$  
**Palm, Wayne V.**; '19-20-21; F; 6; #0;  
 East Lansing/\$  
**Papadakis, George**; '87-88TriC; C; 7-0; #41;  
 Don Mills, Ont./St. Michael's  
**Patchett, Wendall T.**; '32-33-34C; F; 6; #9;  
 East Lansing/\$  
**Pattison, Benjamin P.**; '11; G; 6; #0; Caro/\$  
**Paulson, Donald H.**; '49; Mgr.; \$/\$  
**Pauga, Kevin**; 2004-05-06-07; Mgr.; Hinsdale, Ill.  
**Pauga, Brian**; 2001-02-03-04; Mgr.; Hinsdale, Ill.  
**Payne, Adrian**; 2011-12; C; 6-10; #5;  
 Dayton, Ohio/Jefferson Township  
**Payton, Darwin R.**; '77-78-79; Mgr.;  
 River Rouge/Same  
**Pedro, Gregory**; '84-85; G; 6-4; #21;  
 Staten Island, N.Y./St. Peter's  
**Penick, Andy**; '91-95; G; 6-2; #12;  
 Louisville, Ky./Pleasure Ridge Park  
**Peplowski, Mike**; '90-91-92-93CoC; C; 6-10;  
 #54; Detroit/Warren De LaSalle  
**Peppard, David**; '17; C; 6; #0; East Lansing/\$  
**Peppler, Albert P.**; '43-46-47; G; 5-11; #10;  
 Emmitsburg, Md./Shorewood (Milwaukee)  
**Perez, Evaristo**; '82; F/C; 6-8; #43;  
 Birmingham/Orchard Lake St. Mary's  
**Perry, Derek J.**; '80-81-82-83CoC; F; 6-6; #41;  
 River Rouge/Same

**Petela, Stanley F.**; '48; G; 6-1; #10;  
 Branford, Conn./Same  
**Peterson, Duane K.**; '54-55-56; C; 6-7; #34;  
 Elkhart, Ind./Same  
**Peterson, John H.**; '42; Mgr.; Grayling/\$  
**Peterson, Melvin E.**; '40-41-42; G; 6; #9;  
 Muskegon/\$  
**Peterson, Morris**; '97-98-99-00Tri-C; F; 6-6;  
 #42; Flint/Northwestern  
**Peterson, Zach**; 2012; Mgr.; Oak Park, Ill.  
**Petroski, Carl F.**; '41-42-43; C; 6-0; #5;  
 Schenectady, N.Y./Mt. Pleasant  
**Pfeffer, Gregg**; '83-84-85; Mgr.; Pontiac/\$  
**Pfeiffer, Steven R.**; '80-81-82; Mgr.; Pontiac/\$  
**Phillips, Nate**; '77-78; G; 6-4; #22;  
 Omaha, Neb./North  
**Phillips, Robert H.**; '39-40-41C; F/G; 6; #6;  
 Gary, Ind./\$  
**Pinneo, Dee W.**; '31-32C; F; 6; #0;  
 Grand Rapids/\$  
**Pjesky, Daniel D.**; '43-46; G; 5-11; #3/11;  
 Benton Harbor/Same  
**Polec, Larry**; '83-84-85-86CoC; F; 6-8; #35;  
 Sterling Heights/Same  
**Polonowski, Steve**; '94-95-96-97CoC; F; 6-9;  
 #35; Rockford/Same  
**Prylow, Mark**; '94-95; G; 6-3; #20;  
 Rochester/DeLaSalle

**Q**  
**Qualman, Erik**; '91-92-93; Mgr.; '94; 6-6; F;  
 #42; Rochester Hills/Same  
**Quiggle, Jack E.**; '56-57-58; F/G; 6-3; #21;  
 South Bend, Ind./Central

**R**  
**Radelet, Kevin C.**; '81; G; 5-11; #45;  
 East Lansing/Same  
**Ralston, Merle C.**; '24; F; 6; #0; Coldwater/\$  
**Rand, Thomas A.**; '58-59; G; 6-2; #20;  
 Green Bay, Wis./East  
**Randolph, Zach**; 2001; C; 6-8; #50;  
 Marion, Ind./Marion  
**Rapchak, William M.**; '45-48-49-50; F; 6-1;  
 #6/14; Whiting, Ind./Same  
**Raymond, James A.**; '55; G; 5-11; #14;  
 Lansing/Same  
**Reading, Shannon**; '66-67; G; 6-0; #31/22;  
 Bowling Green, Mo./Same  
**Reading, Willard L.**; '48; Mgr.; Rochester/\$  
**Reck, Dan J.**; '34-35-36C; F/G; 6; #4; Lansing/\$  
**Redfield, Ken**; '87-88-89-90; F; 6-7; #20;  
 Chicago, Ill./Webster  
**Reese, Kevin**; '88-89-90-91; Mgr.;  
 Sterling Heights/\$  
**Respert, Mike**; '95-96; G; 5-11; #15;  
 Detroit/Bishop Borgess  
**Respert, Shawn**; '92-93-94CoC-95CoC; G;  
 6-3; #24 (ret.); Detroit/Bishop Borgess  
**Reynolds, Bruce W.**; '54; Mgr.; Lake City/\$  
**Rhodes, Eugene N.**; '53; G; 5-11; #10;  
 Monroeville, Ind./Same  
**Richards, Roland**; '24-25; G; 6; #0; Lansing/\$  
**Richardson, Jason**; 2000-01; G/F; #23;  
 Saginaw/Arthur Hill  
**Ricker, Fred H.**; '15-16; F; 6; #0; Saginaw/\$  
**Ridley, Michael E.**; '72; F; 6-4; #44;  
 Walled Lake/Central  
**Riewald, Daniel B.**; '76-77-78; G; 6-5; #41;  
 Bloomfield Hills/Lahser  
**Rigby, Cyril P.**; '16; G; 6; #0; Lisbon, Ohio/\$  
**Riorden, Edward D.**; '33; G; 6; #6; \$/\$  
**Rison, Andre**; '88; G; 6-1; #22; Flint/Northwestern

**Ritz, Alfred H.**; '36; G; 6; #17; \$/\$  
**Rivers, Lovelle**; '74-75-76; F/C; 6-5; #22;  
 Detroit/Mackenzie  
**Robbins, Robert D.**; '47-48-49-50C; G; 6-3;  
 #39; Belflower, Calif./Same  
**Roberts, Robin B.**; '45-46-47C; F; 6-0; #17;  
 Springfield, Ill./Lanphier  
**Robinson, R. G.**; '20; G; 6; #0; Manistee/\$  
**Robinson, Hugh**; '23-25; C; 6; #0; Detroit/\$  
**Robinson, Michael A.**; '72-73-74C; G; 5-11;  
 #31; Detroit/Northeastern  
**Roe, Delvon**; 2009-10-11; F; 6-8; #10;  
 Euclid, Ohio/St. Edward  
**Rogers, Spencer W.**; '35; F; 6; #4; \$/\$  
**Rolen, Edward C.**; '35-36-37; F; 6; #6;  
 Buchanan/Same  
**Rood, Joseph**; 2003-04-05-06; Mgr.; Winfield, Ill.  
**Rowley, Delco R.**; 2004-05-06QuAc; F; 6-8;  
 #50; Indianapolis, Ind./Arlington  
**Rouse, Milo M.**; '34-35C; G; 6; #7; Boyce City/\$  
**Russo, Leroy G.**; '28-29; G; 6; #0; \$/\$  
**Rymal, Steven A.**; '66-67-68; G; 6-1; #15;  
 Adrian/Same

**S**  
**Sabo, Ronald J.**; '61; F/C; 6-6; #23;  
 Youngstown, Ohio/Chaney  
**Saccoccia, Anthony**; 2009-10; Mgr.,  
 Steubenville, Ohio  
**Sackrider, Thomas**; '55-56; Mgr.; East Lansing/\$  
**Saltzman, Rael J.**; '74; Mgr.; Franklin/\$  
**Sanders, Lonnie**; '62; F; 6-2; #35;  
 Detroit/Pershing  
**Sanders, Marcus L.**; '63-64-65C; F/G; #31;  
 Detroit/Pershing  
**Sarkine, James**; '86-87-88-89; C; 6-9; #30;  
 Indianapolis, Ind./Ben Davis  
**Saunders, Blake**; 2012; Mgr.; Hinsdale, Ill.  
**Schaffer, John E.**; '03-04-05; F; 6; #0;  
 New York, N.Y./\$  
**Schau, Henry**; '28; G; 6; #0; Schererville, Ind./\$  
**Schlatter, G. James**; '52-53-54; G; 5-11; #11;  
 Fort Wayne, Ind./North  
**Scholtz, Harold C.**; '35-36-37; F; 6; #19; \$/\$  
**Schrage, William**; 2009-10-11; Mgr.,  
 Grosse Pointe West  
**Schuitema, Reed R.**; 2006-07-08-09; Mgr.;  
 Muskegon  
**Schwarm, Arthur V.**; '60-61-62C; G; 6-1; #24;  
 Evanston, Ill./Same  
**Schwarz, William R.**; '62-63-64; G; 6-3; #14;  
 Columbia City, Ind./Same  
**Scott, David A.**; '57-60; G; 6-2; #12/13;  
 Detroit/Cooley  
**Scott, Edward**; '29-30-31CoC; G; 6; #0; \$/\$  
**Sekal, Scott**; '86-87-88-89; F; 6-8; #44;  
 Houston, Texas/Alief Hastings  
**Setas, Benjamin**; 2009-10-11; Mgr.; East Lansing  
**Shackleton, R. Joseph**; '73-74; F; 6-2; #34;  
 Okemos/Same  
**Sheathelm, Russell W.**; '30; F; 6; #0; \$/\$  
**Sheffield, Arthur**; '16-17; G/F; 6; #0; Harrison/\$  
**Shereda, James E.**; '71-73; C; 6-8; #43;  
 Friesland/Same  
**Sherman, Garrick**; 2010-11; C; 6-10; #41;  
 Kenton, Ohio/Kenton  
**Shick, John C.**; '65; G; 6-1; #10; Okemos/Same  
**Shidler, Frank J.**; '38-39; C/F; 6; #21; \$/\$  
**Simmons, Matt**; '96-97-98; Mgr.; Grand Rapids  
**Simpson, Ralph**; '70; G; 6-5; #15; Detroit/Pershing  
**Skiles, Scott**; '83-84-85-86CoC; G; 6-1;  
 #25/4 (ret.); Plymouth, Ind./Same

# ALL-TIME LETTERWINNERS



**Smith, Allen;** '72-73; F; 6-5; #44/41; Chicago, Ill./Lindblom  
**Smith, Antonio;** '96-97CoC-98CoC-99QuaC; F; 6-8; #13; Flint/Northern  
**Smith, Brandon;** '99-00-01; F; 5-10; #10; Rochester, N.Y./Pittsford Sutherland  
**Smith, Daniel R.;** '50; F; 6-0; #12; Gary, Ind./Horace Mann  
**Smith, Joseph F.;** '35-36; G; #; #12; \$/S  
**Smith, Kevin R.;** '80-81-82 CoC; G; 6-2; #5; Birmingham/Brother Rice  
**Smith, Louis J.;** '26-27; F; #; no #: Muskegon/\$  
**Smith, Robby O.;** 2008-09-10; Mgr.; Saginaw  
**Smith, Steve;** '88-89-90CoC-91CoC; G; 6-7; #21 (ret.); Detroit/Pershing  
**Snider, Irving J.;** '18-19; F; #; no #: Elkton/\$  
**Snodgrass, James A.;** '49-50-51C; G; 6-1; #11; Pierceton, Ind./Same  
**Snow, Eric;** '92-93-94-95CoC; G; 6-3; #13; Canton, Ohio/McKinley  
**Sparver, Robert P.;** '62; F; 6-2; #20; Pittsburgh, Pa./Baldwin  
**Spaulding, Don D.;** '69; Mgr.; Benton Harbor/\$  
**Spencer, Norman M.;** '10-12-13; G; #; no #: Saginaw/\$  
**Spiller, Eric;** '86-88-89-90; Mgr.; Southfield/Same  
**Squires, Justin;** 2001-02-03-04; Mgr.; Scottville  
**Stackhouse, Keith L.;** '52-53-54C; G; 6-1; #14; Plymouth, Ind./Bourbon  
**Stauffer, Gordon C.;** '50-51-52; G; 6-0; #18; Fort Wayne, Ind./South  
**Steffee, Donald K.;** '45-46; \$; #; #; \$/\$  
**Steffen, Raymond B.;** '49-50-51; C; 6-4; #14; Flint/Central  
**Steigenga, Matt;** '89-90-91-92 CoC; F; 6-7; #35; Grand Rapids/South Christian  
**Stelmazek, Mike;** '89-90-91-92; Mgr.; Canton/Same  
**Stepter, Harrison;** '68-69; G; 6-3; #31; St. Louis, Mo./McKinley  
**Stephens, Dwayne;** '90-91-92-93CoC; F; 6-7; #31; Ferndale/Same  
**Stephens, Keith;** 2001-02-03-04-05-06; Mgr.; Detroit  
**Stevens, Robert L.;** '48-49; F; 5-11; #8; Sidney, Ind./Same  
**Stoll, Paul;** '76; F/G; 6-2; #21; Bath/Same  
**Stone, Fred A., Jr.;** '42-43-47; C; 6-6; #4; Chicago, Ill./Hirsch  
**Stouffer, James P.;** '58-59; G; 6-0; #14; Pierceton, Ind./Same  
**Strong, Lawrence F.;** '58; Mgr.; Houston, Tex./\$  
**Stupak, Ken;** 2000; Mgr.; Menominee  
**Summers, Durrell L.;** 2008-09-10-11; G; 6-4; #15; Detroit/Redford Covenant  
**Sutherland, Donald M.;** '53; Mgr.; Plymouth/\$  
**Suton, Goran;** 2006-07-08-09; C; 6-10; #14; Lansing/Everett  
**Swanson, Hugo;** '22; G; #; no #: Ishpeming/\$  
**Sweda, Jon-Paul;** '94-95-96-97; Mgr.; Detroit  
**Sweeney, Joe;** 2012; G; 6-0; #34; Toms River, N.J./Toms River North

**T**  
**Taylor, Neal C.;** '37; Mgr.; Albion/\$  
**Taylor, Marcus;** 2001-02Tric; G; 6-3; #1; Lansing/Waverly  
**Theodos, Dean J.;** '77-78; Mgr.; Chicago, Ill./\$  
**Thierry, Aaron;** '97-98; Mgr.; Lake Orion  
**Thomann, Frederick J.;** '62-63-64; C; 6-9; #34; Taylor/Taylor Center  
**Thomas, David;** '97-98-00-01; G; 6-7; #11; Brampton, Ont./Notre Dame

**Thornton, Austin;** 2009-10-11-12CoC; G; 6-5; #13; Sand Lake/Cedar Springs  
**Thornton, Michael;** 2005; Mgr.; Shelby  
**Tibaldi, Bryan J.;** 2007-08Mgr.-09Mgr.; G; 6-1; #10; Traverse City/West  
**Torbert, Kelvin D.;** 2002-03-04TriC-05QuaC; G; 6-4; #23; Flint/Northwestern  
**Totten, Edward C.;** '28-29; C; #; no #: Detroit/\$  
**Tower, Benjamin G.;** '81-82-83-84CoC; F; 6-8; #20; Saranac/Same  
**Tower, Ray R.;** '02-03; \$; #; no #: Belding/\$  
**Towner, John H.;** '48; Mgr.; Lansing/\$  
**Trannon, Matthew H.;** 2004-05-06; F; 6-6; Flint/Northern  
**Trice, Travis;** 2012; G; 6-0; #20; Huber Heights, Ohio/Wayne  
**Tropf, Jeffrey L.;** '75; C; 6-7; #42; Holt/Same  
**Tuttle, H. Foley;** '03-04-05; G; #; no #: Detroit/\$

**U**  
**Ulmer, John D.;** '59-60; Mgr.; Bluffton, Ind./\$  
**V**  
**Valentine, Carlton;** '85-86-87-88Tric; F; 6-5; #45; Washington, D.C./DeMatha  
**Vandenbussche, Kevin M.;** '76-77; G; 6-4; #15/23; Sterling Heights/Stevenson  
**Vanderjagt, Mark L.;** '65; F/C; 6-6; #23; Cedar Grove, Wis./Same  
**VanderLende, Jeff J.;** '71; F/C; 6-7; #32; Grand Rapids/East Christian  
**VanderRoest, Nicholas;** '32-33-34; C/F; \*; #8; \$/\$  
**Vanek, Greg;** '85; F; 6-6; #20; Okemos/Same  
**VanFassen, Arnold B.;** '33-34-35C; C/F; \*; #22; \$/\$

**VanHammen, Steven J.;** '80-81; Mgr.; Grand Rapids/\$  
**VanPelt, Brad;** '71-72; F; 6-5; #10; Owosso/Same  
**VanRhee, Cory;** '96-97-98-99; Mgr.; Holland  
**VanZylen, James;** '28-39-30C; F; \*; no #: \$/\$  
**Vatz, Abe M.;** '12-13-14; F; #; no #: Pittsburgh, Pa./\$  
**Vaydick, Frank J.;** '35; C; #; #17; \$/\$  
**Veia, Paul G.;** '16-17; F; \*; no #: Muskegon/\$  
**Vincent, Daniel;** 2003-04-05-06; Mgr.; Jamestown, N.Y.  
**Vincent, James S. (Sam);** '82-83-84-85CoC; G; 6-2; #11; Lansing/Eastern  
**Vincent, Jay F.;** '78-79-80-81CoC; F/C; 6-8; #31 (ret.); Lansing/Eastern  
**Vissing, Paul R.;** '47; Mgr.; Jackson/\*  
**Vondette, Roy W.;** '06-07-08C; #; #; no #: Saginaw/\$  
**Vondette, William L.;** '32-33; G; #; #14; \$/\$

**W**  
**Waldron, Donald;** '46-47-48; G; 5-11; #6/15; Milwaukee, Wis./Shorewood  
**Walker, Horace;** '59-60C; F/C; 6-3; #15; Chester, Pa./Same  
**Walker, Ralph;** '83-84-85-86; F; 6-8; #15; Southfield/Same  
**Walton, Travis;** 2006-07CoC-08CoC-09CoC; G; 6-2; #5; Lima, Ohio/Lima Senior  
**Ward, Lloyd;** '68-69-70CoC; G; 5-11; #11; Romulus/Same  
**Warren, John;** '67; Mgr.; Ypsilanti/\$  
**Washington, Stanley;** '64-65-66; G/F; 6-3; #24; Detroit/Northwestern  
**Watts, Robert H.;** '52; Mgr.; Detroit/\$  
**Weathers, Ray;** '95-96-97; G; 6-3; #5; Jackson/Jackson

**Webb, Tanya W.;** '76-77; C; 6-7; #42; Augusta, Ark./Same  
**Webber, Jason;** '97; G; 6-5; #14; Farmington/Country Day  
**Weber, Joseph A., Jr.;** '71-72; Mgr.; Creve Coeur, Mo./St. Louis Univ. HS  
**Wedgworth, George H.;** '50; Mgr.; \$/\$  
**Weshinsky, Kris;** '91-92-93-94CoC; G; 6-3; #3; Okemos/Loudon Valley (Va.)  
**Wesley, Charles;** 2012; Mgr., Hudsonville, Mich.  
**Wesling, Richard M.;** '52-53; G; 5-11; #9; Milwaukee, Wis./Messmer  
**Wessells, Phillip H.;** '05; G; #; no #: Flint/\$  
**Westerman, Leslie;** '06-07; \$; #; no #: Adrian/\$  
**Westrick, Brian P.;** 2002-03; F; 6-5; #52; Grand Ledger/Same  
**Wetzel, Keenan;** 2012; G; 6-4; #15; Monroe, Mich./St. Mary Catholic Central  
**Weyland, Robert;** '43; Mgr.; Wauwatosa, Wis./\$  
**White, Benny A.;** '73-74-75-76; G; 5-9; #23; Detroit/Northern  
**White, Curtis;** '35-36; F; #; #19; East Lansing/\$  
**White, Oliver G.;** '43-46C-47; G/F; 6-0; #8; Cleveland, Ohio/Shaw  
**Wilcox, Frederick;** '22; F; #; no #: Rockford, Ill./\$  
**Wiley, DuJuan;** '97-98; C, 6-9; #55; Detroit/Osborn  
**Wiley, Milton;** '76; G; 5-11; #12; Belleville, Ill./Same  
**Wilkinson, Dorian C.;** '36-37; C; #; #20; \$/\$  
**Wilkinson, Harry;** '43; Mgr.; Milwaukee, Wis./\$  
**Williams, Edward L. (Ted);** '61-62-63; C; 6-7; #33; Stroudsburg, Pa./Same  
**Williams, Leonard;** '78; G; 6-0; #24; Chicago, Ill./Harrison  
**Willis, Kevin A.;** '82-83-84CoC; 7-0; #42; Detroit/Pershing  
**Wilson, Adam;** 2000; Mgr.; Plymouth  
**Wilson, Edgar P.;** '74-75-76-77; F/G; 6-5; #33; Dowagiac/Union  
**Wilson, Patrick J.;** '55-56-57; G; 6-0; #35; LaPeer/Same  
**Wishart, George;** 2001-02-03-04; Mgr.; Belleville  
**Wolfe, Adam;** 2001-02-03; F; 6-9; #3; Westerville, Ohio/South  
**Wolfe, Todd;** '87-88-89-90; G/F; 6-5; #24; Arlington Heights, Ill./Mt. Prospect  
**Wollenman, Colby;** 2012; F; 6-6; #40; Big Horn, Wyo./Big Horn  
**Wood, Brandon;** 2012; G; 6-2; #30; Kokomo, Ind./Kokomo  
**Wood, William W.;** '16; \$; #; no #: Lawton/Same  
**Worthington, Bobby;** '87-88; F; 6-7; #43; Zion, Ill./Zion-Benton  
**Wright, Ed;** '87-88 Tric; G/F; 6-6; #35; Lorain, Ohio/Same  
**Wulf, Jack;** '47-48-49C; C; 6-8; #15; Chicago, Ill./Senn

**Y**  
**Young, John;** '60; F; 6-1; #32; South Haven/Covert  
**Z**  
**Zimmerman, Matt;** '93-94-95-96; Mgr.; Grand Rapids  
**Zulauf, Jon;** '90-91-92-93; F; 6-6; #25; Port Huron/Same



NATION'S BEST SIX FINAL FOUR APPEARANCES IN 14 YEARS



**POSTSEASON HISTORY**

**2012-13 MICHIGAN STATE BASKETBALL**



# BIG TEN TOURNAMENT HISTORY



**BIG**  
MEN'S BASKETBALL  
TOURNAMENT  
CHICAGO 2013

The 1997-98 season saw the first Big Ten Men's Basketball Tournament. Since then, the tournament has become an exciting part of the conference season. Although Michigan State lost its first tournament game, it did capture back-to-back Big Ten Tournament Championships in 1999 and 2000 en route to a pair of Final Four appearances and a National Championship. The Spartans captured their third Big Ten Tournament crown in 2012.

The tournament provides tremendous exposure for the conference as every game is televised, including many on national television. In addition, the Big Ten Tournament ranks among the nation's best in attendance. In 15 years, more than one million fans have been part of the tournament.

The 2012-13 basketball season will be the 16th-annual Big Ten Men's Basketball Tournament. This year's edition takes place at the United Center in Chicago for the eighth time in tournament history, but the first since 2007. The first four tournaments were held at the United Center, as were the 2003, 2005 and 2007 tournaments. In 2002, 2004, 2006, and since 2008 the tournament has been played at Bankers Life Fieldhouse in Indianapolis. In June 2011, the Big Ten Conference announced that Indianapolis will host the 2012, 2014, and 2016 tournaments, with the 2013 and 2015 tournaments being held in Chicago.



*Michigan State celebrated its first Big Ten Tournament championship in 1999.*



*Morris Peterson and Mateen Cleaves led MSU to the 2000 Big Ten Tournament title.*



*The Spartans returned to the championship podium in 2012.*

## BIG TEN TOURNAMENT HISTORY

**BIG TEN TOURNAMENT RECORD:** 18-12**CHAMPIONSHIPS:** 3 (1999, 2000, 2012)**1998 Chicago - No. 1 Seed (0-1)**

3/6/98	Quarterfinals	Minnesota (8)	L	76-73
--------	---------------	---------------	---	-------

**1999 Chicago - No. 1 Seed (3-0)****BIG TEN CHAMPIONS**

3/5/99	Quarterfinals	Northwestern (8)	W	61-59
3/6/99	Semifinals	Wisconsin (4)	W	56-41
3/7/99	Finals	Illinois (11)	W	67-50

**2000 Chicago - No. 2 Seed (3-0)****BIG TEN CHAMPIONS**

3/10/00	Quarterfinals	Iowa (7)	W	75-65
3/11/00	Semifinals	Wisconsin (6)	W	55-46
3/12/00	Finals	Illinois (4)	W	76-61

**2001 Chicago - No. 2 Seed (0-1)**

3/19/01	Quarterfinals	Penn State (7)	L	65-63
---------	---------------	----------------	---	-------

**2002 Indianapolis - No. 5 Seed (0-1)**

3/8/02	Quarterfinals	Indiana (4)	L	67-56
--------	---------------	-------------	---	-------

**2003 Chicago - No. 5 Seed (1-1)**

3/14/03	Quarterfinals	Purdue (4)	W	54-42
3/15/03	Semifinals	Ohio State (8)	L	55-54

**2004 Indianapolis - No. 3 Seed (1-1)**

3/12/04	Quarterfinals	Northwestern (6)	W	68-55
3/13/04	Semifinals	Wisconsin (2)	L	68-66

**2005 Chicago - No. 2 Seed (0-1)**

3/11/05	Quarterfinals	Iowa (7)	L	71-69
---------	---------------	----------	---	-------

**2006 Indianapolis - No. 6 Seed (2-1)**

3/9/06	First Round	Purdue (11)	W	70-58
3/10/06	Quarterfinals	Illinois (3)	W	61-56
3/9/06	Semifinals	Iowa (2)	L	53-48

**2007 Chicago - No. 7 Seed (1-1)**

3/8/07	First Round	Northwestern (10)	W	62-57
3/9/07	Quarterfinals	Wisconsin (2)	L	70-57

**2008 Indianapolis - No. 4 Seed (1-1)**

3/14/08	Quarterfinals	Ohio State (5)	W	67-60
3/15/08	Semifinals	Wisconsin (1)	L	65-63

**2009 Indianapolis - No. 1 Seed (1-1)**

3/13/09	Quarterfinals	Minnesota (8)	W	64-56
3/14/09	Semifinals	Ohio State (5)	L	82-70

**2010 Indianapolis - No. 3 Seed (0-1)**

3/12/10	Quarterfinals	Minnesota (6)	L	72-67, OT
---------	---------------	---------------	---	-----------

**2011 Indianapolis - No. 7 Seed (2-1)**

3/10/11	First Round	Iowa (10)	W	85-66
3/11/11	Quarterfinals	Purdue (2)	W	74-56
3/12/11	Semifinals	Penn State (6)	L	61-48

**2012 Indianapolis - No. 1 Seed (3-0)****BIG TEN CHAMPIONS**

3/9/12	Quarterfinals	Iowa (8)	W	92-75
3/10/12	Semifinals	Wisconsin (4)	W	65-52
3/11/12	Finals	Ohio State (3)	W	68-64



*A.J. Granger led MSU with 17 points against Illinois in the 2000 championship game.*



*Drew Neitzel's 28 points against OSU in 2008 were an MSU record at the time.*



*Draymond Green was Most Outstanding Player in 2012, leading MSU to its third tournament crown.*

# BIG TEN TOURNAMENT RECORDS



## INDIVIDUAL

Points	No.	Date (Opponent)
1. Kalin Lucas	30	March 11, 2011 (Purdue)
2. Drew Neitzel	28	March 14, 2008 (Ohio State)
3. Drew Neitzel	26	March 15, 2008 (Wisconsin)

Field Goals	No.	Date (Opponent)
1. Draymond Green	10	March 10, 2011 (Iowa)
2. Drew Neitzel	9	March 14, 2008 (Ohio State)
3. Four occasions with eight field goals		

Field-Goal Attempts	No.	Date (Opponent)
1. Draymond Green	23	March 10, 2011 (Iowa)
2. Drew Neitzel	18	March 15, 2008 (Wisconsin)
Maurice Ager	18	March 11, 2006 (Iowa)
Marcus Taylor	18	March 8, 2002 (Indiana)
Mateen Cleaves	18	March 10, 1998 (Minnesota)

FG Pct. (Min 10 Att.)	No.	Date (Opponent)
1. Paul Davis	.700 (7-10)	March 10, 2006 (Illinois)
2. Goran Suton	.636 (7-11)	March 9, 2007 (Wisconsin)
3. Chris Hill	.600 (6-10)	March 12, 2004 (Northwestern)
Charlie Bell	.600 (6-10)	March 17, 2000 (Iowa)

Free Throws	No.	Date (Opponent)
1. Kalin Lucas	10	March 11, 2011 (Purdue)
2. Raymar Morgan	9	March 12, 2010 (Minnesota)
Paul Davis	9	March 11, 2006 (Iowa)

Free-Throw Attempts	No.	Date (Opponent)
1. Raymar Morgan	14	March 12, 2010 (Minnesota)
2. Draymond Green	12	March 10, 2012 (Wisconsin)
3. Kalin Lucas	11	March 11, 2011 (Purdue)
Paul Davis	11	March 11, 2006 (Iowa)

FT Pct. (Min. 8 Att.)	No.	Date (Opponent)
1. Kalin Lucas	.909 (10-11)	March 11, 2011 (Purdue)
2. Kalin Lucas	.875 (7-8)	March 14, 2009 (Ohio State)
Andre Hutson	.875 (7-8)	March 9, 2001 (Penn State)

3-Point Field Goals	No.	Date (Opponent)
1. Drew Neitzel	6	March 14, 2008 (Ohio State)
2. Drew Neitzel	5	March 8, 2007 (Northwestern)
Maurice Ager	5	March 11, 2006 (Iowa)

3-Point FG Attempts	No.	Date (Opponent)
1. Drew Neitzel	12	March 14, 2008 (Ohio State)
2. Mateen Cleaves	11	March 6, 1998 (Minnesota)
3. Drew Neitzel	10	March 15, 2008 (Wisconsin)
Maurice Ager	10	March 11, 2006 (Iowa)

Rebounds	No.	Date (Opponent)
1. Draymond Green	16	March 10, 2012 (Wisconsin)
2. Draymond Green	14	March 10, 2011 (Iowa)
3. Draymond Green	13	March 11, 2011 (Purdue)
Antonio Smith	13	March 7, 1999 (Illinois)

Assists	No.	Date (Opponent)
1. Mateen Cleaves	11	March 6, 1999 (Wisconsin)
2. Mateen Cleaves	10	March 7, 1999 (Illinois)
3. Drew Neitzel	8	March 9, 2007 (Wisconsin)
Mateen Cleaves	8	March 5, 1999 (Northwestern)

Steals	No.	Date (Opponent)
1. Kalin Lucas	5	March 12, 2010 (Minnesota)
Jason Richardson	4	March 9, 2001 (Penn State)
3. Nine occasions with 3 steals		

Blocks	No.	Date (Opponent)
1. Adreian Payne	4	March 11, 2012 (Ohio State)
Delvon Roe	4	March 11, 2011 (Purdue)
3. Five occasions with 3 blocks		

## TEAM

Points	No.	Date
1. vs. Iowa	92	March 9, 2012
2. vs. Illinois	76	March 12, 2000
3. vs. Iowa	75	March 10, 2000

Field Goals	No.	Date
1. vs. Iowa	32	March 9, 2012
2. vs. Illinois	28	March 7, 1999
3. vs. Ohio State	27	March 14, 2009
vs. Illinois	27	March 12, 2000

Field-Goal Attempts	No.	Date
1. vs. Ohio State	71	March 14, 2009
2. vs. Ohio State	60	March 14, 2008
3. vs. Illinois	59	March 7, 1999

Field-Goal Pct.	No.	Date
1. vs. Northwestern	.619 (26-42)	March 12, 2004
2. vs. Iowa	.582 (32-55)	March 9, 2012
3. vs. Northwestern	.579 (22-38)	March 8, 2007

Free Throws	No.	Date
1. vs. Purdue	25	March 11, 2011
vs. Minnesota	25	March 6, 1998
3. vs. Iowa	20	March 9, 2012

Free-Throw Attempts	No.	Date
1. vs. Minnesota	34	March 12, 2010
2. vs. Minnesota	33	March 6, 1998
3. vs. Purdue	31	March 11, 2011
vs. Minnesota	31	March 13, 2009

Free-Throw Pct.	No.	Date
1. vs. Illinois	.895 (17-19)	March 12, 2000
2. vs. Wisconsin	.833 (10-12)	March 6, 1999
3. vs. Wisconsin	.818 (9-11)	March 13, 2004

3-Point Field Goals	No.	Date
1. vs. Ohio State	9	March 11, 2012
2. vs. Iowa	8	March 9, 2012
vs. Penn State	8	March 12, 2011
vs. Northwestern	8	March 12, 2004

3-Point FG Attempts	No.	Date
1. vs. Penn State	23	March 12, 2010
vs. Iowa	23	March 11, 2006
3. vs. Minnesota	22	March 6, 1998

Rebounds	No.	Date
1. vs. Minnesota	42	March 6, 1998
2. vs. Purdue	41	March 11, 2011
vs. Ohio State	41	March 14, 2008

Assists	No.	Date
1. vs. Illinois	21	March 12, 2000
2. vs. Northwestern	20	March 8, 2007
vs. Northwestern	20	March 12, 2004
vs. Illinois	20	March 7, 1999

Steals	No.	Date
1. vs. Minnesota	11	March 12, 2010
2. vs. Ohio State	9	March 14, 2009
vs. Illinois	9	March 7, 1999
vs. Northwestern	9	March 5, 1999

Blocks	No.	Date
1. vs. Purdue	10	March 14, 2003
2. vs. Iowa	8	March 9, 2012
vs. Purdue	8	March 11, 2011

# NCAA TOURNAMENT HISTORY

**NCAA TOURNAMENT APPEARANCES:** 26

**NCAA TOURNAMENT RECORD:** 54-25

**FINAL FOUR APPEARANCES:** 8

(1957, 1979, 1999, 2000, 2001, 2005, 2009, 2010)

**NCAA CHAMPIONSHIPS:** 2 (1979, 2000)

## 1957 Midwest Regional (2-2) -- FINAL FOUR

3/15/57	Regional Semifinal (Lexington, Ky.)	Notre Dame	W	85-83
3/16/57	Regional Final (Lexington, Ky.)	Kentucky	W	80-68
3/22/57	National Semifinal (Kansas City, Mo.)	North Carolina	L	74-70 (30T)
3/23/57	National Consolation (Kansas City, Mo.)	San Francisco	L	67-60

## 1959 Midwest Regional (1-1)

3/13/59	Regional Semifinal (Evanston, Ill.)	Marquette	W	74-69
3/14/59	Regional Final (Evanston, Ill.)	Louisville	L	88-81

## 1978 Midwest Regional (2-1)

3/11/78	First Round (Indianapolis, Ind.)	Providence	W	77-63
3/16/78	Regional Semifinal (Dayton, Ohio)	Western Kentucky	W	90-69
3/18/78	Regional Final (Dayton, Ohio)	Kentucky	L	52-49

## 1979 Midwest Regional - No. 2 Seed (5-0)

### NCAA CHAMPIONS

3/11/79	Second Round (Murfreesboro, Tenn.)	Lamar (10)	W	95-64
3/16/79	Regional Semifinal (Indianapolis, Ind.)	Louisiana State (3)	W	87-71
3/18/79	Regional Final (Indianapolis, Ind.)	Notre Dame (1)	W	80-68
3/24/79	National Semifinal (Salt Lake City, Utah)	Pennsylvania (9)	W	101-67
3/26/79	National Final (Salt Lake City, Utah)	Indiana State (1)	W	75-64

## 1985 Midwest Regional - No. 10 Seed (0-1)

3/15/85	First Round (Houston, Texas)	Ala.-Birmingham (7)	L	70-68
---------	------------------------------	---------------------	---	-------

## 1986 Midwest Regional - No. 5 Seed (2-1)

3/13/86	First Round (Dayton, Ohio)	Washington (12)	W	72-70
3/15/86	Second Round (Dayton, Ohio)	Georgetown (4)	W	80-68
3/21/86	Regional Semifinal (Kansas City, Mo.)	Kansas (1)	L	96-86 (OT)

## 1990 Southeast Regional - No. 1 Seed (2-1)

3/15/90	First Round (Knoxville, Tenn.)	Murray State (16)	W	75-71 (OT)
3/17/90	Second Round (Knoxville, Tenn.)	UC Santa Barbara (9)	W	62-58
3/23/90	Regional Semifinal (New Orleans, La.)	Georgia Tech (4)	L	81-80 (OT)

## 1991 West Regional - No. 5 Seed (1-1)

3/15/91	First Round (Tucson, Ariz.)	UW-Green Bay (12)	W	60-58
3/17/91	Second Round (Tucson, Ariz.)	Utah (4)	L	85-84 (20T)

## 1992 Midwest Regional - No. 5 Seed (1-1)

3/20/92	First Round (Dayton, Ohio)	SW Missouri St. (12)	W	61-54
3/22/92	Second Round (Dayton, Ohio)	Cincinnati (4)	L	72-65

## 1994 Southeast Regional - No. 7 Seed (1-1)

3/18/94	First Round (St. Petersburg, Fla.)	Seton Hall (10)	W	84-73
3/20/94	Second Round (St. Petersburg, Fla.)	Duke (2)	L	85-74

## 1995 Southeast Regional - No. 3 Seed (0-1)

3/17/95	First Round (Tallahassee, Fla.)	Weber State (14)	L	79-72
---------	---------------------------------	------------------	---	-------

## 1998 East Regional - No. 4 Seed (2-1)


3/12/98	First Round (Hartford, Conn.)	Eastern Michigan (13)	W	83-71
3/14/98	Second Round (Hartford, Conn.)	Princeton (5)	W	63-56
3/19/98	Regional Semifinal (Greensboro, N.C.)	North Carolina (1)	L	73-58

## 1999 Midwest Regional - No. 1 Seed (4-1) -- FINAL FOUR

3/12/99	First Round (Milwaukee, Wis.)	Mount St. Mary's (16)	W	76-53
3/14/99	Second Round (Milwaukee, Wis.)	Mississippi (9)	W	74-66
3/19/99	Regional Semifinal (St. Louis, Mo.)	Oklahoma (13)	W	54-46
3/21/99	Regional Final (St. Louis, Mo.)	Kentucky (3)	W	73-66
3/27/99	National Semifinal (St. Petersburg, Fla.)	Duke (1)	L	68-62



*Greg Kelser led all scorers with 19 points vs. Kentucky in 1978.*



*Averaging nearly 25 points, Scott Skiles led MSU to the 1986 Sweet 16.*



*Steve Smith scored 32 points in MSU's heartbreaking overtime loss to Georgia Tech in the 1990 Regional Semifinals.*



# NCAA TOURNAMENT HISTORY



*Mateen Cleaves helped MSU advance to the 1998 Sweet Sixteen for the first time since 1990.*



*Andre Hutson outscored and out-rebounded Marcus Fizer in the 2000 Regional Final.*



*Paul Davis slams home the game-tying basket vs. Maryland in 2003.*

## 2000 Midwest Regional - No. 1 Seed (6-0)

### NCAA CHAMPIONS

3/16/00	First Round (Cleveland, Ohio)	Valparaiso (16)	W	65-38
3/18/00	Second Round (Cleveland, Ohio)	Utah (8)	W	73-61
3/23/00	Regional Semifinal (Auburn Hills, Mich.)	Syracuse (4)	W	75-58
3/25/00	Regional Final (Auburn Hills, Mich.)	Iowa State (2)	W	75-64
4/1/00	National Semifinal (Indianapolis, Ind.)	Wisconsin (8)	W	53-41
4/3/00	National Final (Indianapolis, Ind.)	Florida (5)	W	89-76

## 2001 South Regional - No. 1 Seed (4-1) -- FINAL FOUR

3/16/01	First Round (Memphis, Tenn.)	Alabama State (16)	W	69-35
3/18/01	Second Round (Memphis, Tenn.)	Fresno State (9)	W	81-65
3/23/01	Regional Semifinal (Atlanta, Ga.)	Gonzaga (12)	W	77-62
3/25/01	Regional Final (Atlanta, Ga.)	Temple (11)	W	69-62
3/31/01	National Semifinal (Minneapolis, Minn.)	Arizona (2)	L	80-61

## 2002 East Regional - No. 10 Seed (0-1)

3/15/02	First Round (Washington, D.C.)	North Carolina St. (7)	L	69-58
---------	--------------------------------	------------------------	---	-------

## 2003 South Regional - No. 7 Seed (3-1)

3/21/03	First Round (Tampa, Fla.)	Colorado (10)	W	79-64
3/23/03	Second Round (Tampa, Fla.)	Florida (2)	W	68-46
3/28/03	Regional Semifinal (San Antonio, Texas)	Maryland (6)	W	60-58
3/30/03	Regional Final (San Antonio, Texas)	Texas (1)	L	85-76

## 2004 St. Louis Regional - No. 7 Seed (0-1)

3/18/04	First Round (Seattle, Wash.)	Nevada (10)	L	72-66
---------	------------------------------	-------------	---	-------

## 2005 Austin Regional - No. 5 Seed (4-1) -- FINAL FOUR

3/18/05	First Round (Worcester, Mass.)	Old Dominion (12)	W	89-81
3/20/05	Second Round (Worcester, Mass.)	Vermont (13)	W	72-61
3/25/05	Regional Semifinal (Austin, Texas)	Duke (1)	W	78-68
3/27/05	Regional Final (Austin, Texas)	Kentucky (2)	W	94-88 (2OT)
4/2/05	National Semifinal (St. Louis, Mo.)	North Carolina (1)	L	87-71

## 2006 Washington D.C. Regional - No. 6 Seed (0-1)

3/17/06	First Round (Dayton, Ohio)	George Mason (11)	L	75-65
---------	----------------------------	-------------------	---	-------

## 2007 East Regional - No. 9 Seed (1-1)

3/15/07	First Round (Winston-Salem, N.C.)	Marquette (8)	W	61-49
3/17/07	Second Round (Winston-Salem, N.C.)	North Carolina (1)	L	81-67

## 2008 South Regional - No. 5 Seed (2-1)

3/20/08	First Round (Denver, Colo.)	Temple (12)	W	72-61
3/22/08	Second Round (Denver, Colo.)	Pittsburgh (4)	W	65-54
3/28/08	Regional Semifinal (Houston, Texas)	Memphis (1)	L	92-74

## 2009 Midwest Regional - No. 2 Seed (5-1) -- FINAL FOUR

3/20/09	First Round (Minneapolis, Minn.)	Robert Morris (15)	W	77-62
3/22/09	Second Round (Minneapolis, Minn.)	USC (10)	W	74-69
3/27/09	Regional Semifinal (Indianapolis, Ind.)	Kansas (3)	W	67-62
3/29/09	Regional Final (Indianapolis, Ind.)	Louisville (1)	W	64-52
4/4/09	National Semifinal (Detroit, Mich.)	Connecticut (1)	W	82-73
4/6/09	National Final (Detroit, Mich.)	North Carolina (1)	L	89-72

## 2010 Midwest Regional - No. 5 Seed (4-1) -- FINAL FOUR

3/19/10	First Round (Spokane, Wash.)	New Mexico St. (12)	W	70-67
3/21/10	Second Round (Spokane, Wash.)	Maryland (4)	W	85-83
3/26/10	Regional Semifinal (St. Louis, Mo.)	Northern Iowa (9)	W	59-52
3/28/10	Regional Final (St. Louis, Mo.)	Tennessee (6)	W	70-69
4/3/10	National Semifinal (Indianapolis, Ind.)	Butler (5)	L	52-50

## 2011 Southeast Regional - No. 10 Seed (0-1)

3/17/11	Second Round (Tampa, Fla.)	UCLA (7)	L	78-76
---------	----------------------------	----------	---	-------

## 2012 West Regional - No. 1 Seed (2-1)

3/16/12	Second Round (Columbus, Ohio)	LIU Brooklyn (16)	W	89-67
3/18/12	Third Round (Columbus, Ohio)	Saint Louis (9)	W	65-61
3/22/12	Regional Semifinal (Phoenix, Ariz.)	Louisville (4)	L	57-44



## NCAA TOURNAMENT RECORDS

## INDIVIDUAL

**Points**

No.	Date (Opponent)
1. Greg Kelsner 34	March 18, 1979 (Notre Dame)
2. Steve Smith 32	March 23, 1990 (Georgia Tech)
Jay Vincent 32	March 15, 1985 (UAB)

**Field Goals**

No.	Date (Opponent)
1. Greg Kelsner 15	March 18, 1979 (Notre Dame)
2. Steve Smith 13	March 23, 1990 (Georgia Tech)
Sam Vincent 13	March 15, 1985 (UAB)

**Field-Goal Attempts**

No.	Date (Opponent)
1. Drew Neitzel 27	March 17, 2007 (North Carolina)
2. Greg Kelsner 25	March 18, 1979 (Notre Dame)
3. Shawn Respert 23	March 17, 1995 (Weber State)
Sam Vincent 23	March 15, 1985 (UAB)

**FG Pct. (Min. 10 Att.)**

No.	Date (Opponent)
1. Earvin Johnson .900 (9-10)	March 24, 1979 (Penn)
Greg Kelsner .900 (9-10)	March 11, 1978 (Prov.)
3. Darryl Johnson .846 (11-13)	March 13, 1986 (Wash.)

**Free Throws**

No.	Date (Opponent)
1. Earvin Johnson 14	March 16, 1979 (LSU)
2. Shawn Respert 13	March 18, 1994 (Seton Hall)
3. Earvin Johnson 11	March 24, 1979 (Penn)

**Free-Throw Attempts**

No.	Date (Opponent)
1. Earvin Johnson 15	March 16, 1979 (LSU)
2. Shawn Respert 14	March 18, 1994 (Seton Hall)
3. Four tied with 12 attempts	

**FT Pct. (Min. 10 Att.)**

No.	Date (Opponent)
1. Maurice Ager 1.000 (10-10)	April 2, 2005 (Kent)
2. Earvin Johnson .933 (14-15)	March 16, 1979 (LSU)
3. Shawn Respert .929 (13-14)	March 18, 1994 (Seton Hall)

**3-Point Field Goals**

No.	Date (Opponent)
1. Shawn Respert 7	March 17, 1995 (Weber State)
2. Durrell Summers 6	March 21, 2010 (Maryland)
Drew Neitzel 6	March 17, 2007 (North Carolina)

**3-Point FG Attempts**

No.	Date (Opponent)
1. Drew Neitzel 17	March 17, 2007 (North Carolina)
Shawn Respert 17	March 17, 1995 (Weber State)
3. Marcus Taylor 13	March 15, 2002 (N. Carolina St.)

**Rebounds**

No.	Date (Opponent)
1. Johnny Green 27	March 15, 1957 (Notre Dame)
2. Johnny Green 23	March 14, 1959 (Louisville)
3. Johnny Green 19	March 22, 1957 (North Carolina)

**Assists**

No.	Date (Opponent)
1. Earvin Johnson 14	March 16, 1978 (W. Kentucky)
2. Earvin Johnson 13	March 18, 1979 (Notre Dame)
3. Earvin Johnson 12	March 16, 1979 (LSU)

**Steals**

No.	Date (Opponent)
1. Korie Lucious 5	March 28, 2010 (Tennessee)
Raymar Morgan 5	April 4, 2009 (Connecticut)
Goran Suton 5	March 27, 2009 (Kansas)
Alan Anderson 5	March 25, 2005 (Duke)
Eric Snow 5	March 18, 1994 (Seton Hall)

**Blocks**

No.	Date (Opponent)
1. Greg Kelsner 4	March 24, 1979 (Penn)
2. Delvon Roe 3	March 28, 2010 (Tennessee)
Raymar Morgan 3	March 21, 2010 (Maryland)

## TEAM

**Points**

No.	Date
1. vs. Penn 101	March 24, 1979
2. vs. Lamar 95	March 11, 1979
3. vs. Kentucky 94	March 27, 2005

**Field Goals**

No.	Date
1. vs. Lamar 42	March 11, 1979
2. vs. LIU Brooklyn 40	March 16, 2012
3. vs. Penn 38	March 24, 1979

**Field-Goal Attempts**

No.	Date
1. vs. Notre Dame 91	March 15, 1957
2. vs. Kentucky 87	March 16, 1957
3. vs. Louisville 84	March 14, 1959

**Field-Goal Pct.**

No.	Date
1. vs. Providence .635 (33-52)	March 11, 1978
2. vs. Indiana State .605 (26-43)	March 24, 1979
3. vs. Washington .596 (31-52)	March 13, 1986

**Free Throws**

No.	Date
1. vs. Old Dominion 28	March 18, 2005
vs. Georgetown 28	March 16, 1986
3. vs. LSU 27	March 16, 1979

**Free-Throw Attempts**

No.	Date
1. vs. Old Dominion 36	March 18, 2005
vs. LSU 36	March 16, 1979
vs. North Carolina 36	March 22, 1957

**Free-Throw Pct.**

No.	Date
1. vs. North Carolina St. .944 (17-18)	March 15, 2002
vs. Cincinnati .944 (17-18)	March 22, 1992
3. vs. Kansas .941 (16-17)	March 27, 2009

**3-Point Field Goals**

No.	Date
1. vs. Florida 11	April 3, 2000
vs. Syracuse 11	March 23, 2000
3. vs. UCLA 10	March 17, 2011
vs. Maryland 10	March 21, 2010
vs. George Mason 10	March 17, 2006
vs. Kentucky 10	March 27, 2005

**3-Point FG Attempts**

No.	Date
1. vs. George Mason 26	March 17, 2006
2. vs. UCLA 25	March 17, 2011
vs. North Carolina 25	March 19, 1998

**Rebounds**

No.	Date
1. vs. North Carolina 68	March 22, 1957
2. vs. San Francisco 60	March 23, 1957
vs. Notre Dame 60	March 15, 1957

**Assists**

No.	Date
1. vs. Western Kentucky 25	March 16, 1978
2. vs. Indiana State 24	March 26, 1979
vs. Penn 24	March 24, 1979

**Steals**

No.	Date
1. vs. Kansas 13	March 27, 2009
vs. Duke 13	March 25, 2005
3. vs. Seton Hall 12	March 18, 1994

**Blocks**

No.	Date
1. vs. UCLA 8	March 17, 2011
vs. Tennessee 8	March 28, 2010
vs. Gonzaga 8	March 23, 2001

# NCAA TOURNAMENT FACTOIDS



## CONSECUTIVE NCAA TOURNAMENTS SCHOOL APPEARANCES

1. Kansas	23
2. Duke	17
3. Michigan State	15

## NCAA CHAMPIONSHIPS

### SCHOOL TITLES

1. UCLA	11
2. Kentucky	8
3. Indiana	5
North Carolina	5
5. Duke	4
6. Connecticut	3
Kansas	3
8. Seven tied at 2, including Michigan St.	

## FINAL FOUR APPEARANCES

### SCHOOL APPEARANCES

1. North Carolina	18
2. UCLA*	17
3. Duke	15
Kentucky	15
5. Kansas	14
6. Ohio State	11
7. Louisville	9
8. Michigan State	8
Indiana	8
10. Arkansas	6
Cincinnati	6
Oklahoma State	6

## FINAL FOUR APPEARANCES SINCE 1999 SCHOOL APPEARANCES

1. Michigan State	6
2. Connecticut	4
Duke	4
Kansas	4
North Carolina	4
6. Three tied at three	

## NCAA TOURNAMENT WINNING PCT.

### SCHOOL PCT. (W-L)

1. Duke	.750 (96-32)
2. UCLA*	.731 (95-35)
3. North Carolina	.725 (108-41)
4. Florida*	.711 (32-13)
5. Kentucky*	.707 (111-46)
6. Kansas	.699 (93-40)
7. Michigan State	.684 (54-25)
8. Indiana	.667 (62-31)

## MSU NCAA TOURNAMENT CAREER LEADERS

### POINTS NO. GAMES

1. Andre Hutson	232	19 games
2. Greg Kelsner	192	8 games
Morris Peterson	191	14 games
4. Mateen Cleaves	186	14 games
5. Durrell Summers	178	15 games

### REBOUNDS NO. GAMES

1. Andre Hutson	128	19 games
2. Johnny Green	118	6 games
3. Draymond Green	116	15 games
4. Goran Suton	104	12 games
5. Paul Davis	95	11 games

## NCAA TOURNAMENT SERIES RECORDS

OPPONENT	MSU RECORD	OPPONENT	MSU RECORD
Ala.-Birmingham	0-1	North Carolina	0-5
Alabama State	1-0	North Carolina State	0-1
Arizona	0-1	Northern Iowa	1-0
Butler	0-1	Notre Dame	2-0
Cincinnati	0-1	Oklahoma	1-0
Colorado	1-0	Old Dominion	1-0
Connecticut	1-0	Pennsylvania	1-0
Duke	1-2	Pittsburgh	1-0
Eastern Michigan	1-0	Princeton	1-0
Florida	2-0	Providence	1-0
Fresno State	1-0	Robert Morris	1-0
George Mason	0-1	Saint Louis	1-0
Georgetown	1-0	San Francisco	0-1
Georgia Tech	0-1	Seton Hall	1-0
Gonzaga	1-0	SW Missouri State	1-0
Indiana State	1-0	Syracuse	1-0
Iowa State	1-0	Temple	2-0
Kansas	1-1	Tennessee	1-0
Kentucky	3-1	Texas	0-1
Lamar	1-0	UCLA	0-1
LIU Brooklyn	1-0	UC-Santa Barbara	1-0
Louisiana State	1-0	USC	1-0
Louisville	1-2	Utah	1-1
Marquette	2-0	Valparaiso	1-0
Maryland	2-0	Vermont	1-0
Memphis	0-1	Washington	1-0
Mississippi	1-0	Weber State	0-1
Mount St. Mary's	1-0	Western Kentucky	1-0
Murray State	1-0	Wisconsin	1-0
Nevada	0-1	UW-Green Bay	1-0
New Mexico State	1-0		

## TOURNAMENT SITE WIN-LOSS RECORDS

SITE	MSU RECORD	SITE	MSU RECORD
Atlanta, Ga.	2-0	Milwaukee, Wis.	2-0
Auburn Hills, Mich.	2-0	Minneapolis, Minn.	2-1
Austin, Texas	2-0	Murfreesboro, Tenn.	1-0
Cleveland, Ohio	2-0	New Orleans, La.	0-1
Columbus, Ohio	2-0	Phoenix, Ariz.	1-0
Dayton, Ohio	4-3	Salt Lake City, Utah	2-0
Denver, Colo.	2-0	San Antonio, Texas	1-1
Detroit, Mich.	1-1	St. Louis, Mo.	4-1
Evanston, Ill.	1-1	St. Petersburg, Fla.	1-2
Greensboro, N.C.	0-1	Seattle, Wash.	0-1
Hartford, Conn.	2-0	Spokane, Wash.	2-0
Houston, Texas	0-2	Tallahassee, Fla.	0-1
Indianapolis, Ind.	7-1	Tampa, Fla.	2-1
Kansas City, Mo.	0-3	Tucson, Ariz.	1-1
Knoxville, Tenn.	2-0	Washington, D.C.	0-1
Lexington, Ky.	2-0	Winston-Salem, N.C.	1-1
Memphis, Tenn.	2-0	Worcester, Mass.	2-0

## ASSISTS NO. GAMES

1. Mateen Cleaves	77	14 games
2. Earvin Johnson	76	8 games
3. Kalin Lucas	56	12 games
4. Draymond Green	49	15 games
Drew Neitzel	49	11 games

## CONSECUTIVE FINAL FOUR APPEARANCES COACH APPEARANCES

1. John Wooden	9
2. Mike Krzyzewski	5
3. Eight tied at 3, including Tom Izzo	

## HIGHEST NCAA TOURNAMENT WINNING PERCENTAGE - ACTIVE COACH PCT. (W-L)

1. Mike Krzyzewski	.767 (79-24)
2. Roy Williams	.753 (61-20)
3. Billy Donovan	.737 (28-10)
4. Brad Stevens	.733 (11-4)
5. Tom Izzo	.725 (37-14)

\* Records adjusted for vacated years

# 1957 FINAL FOUR



In its first appearance in the NCAA Tournament, it did not take long for Michigan State to find success. In their first game of the tournament, the Spartans took on Notre Dame in Lexington, Ky. MSU took control of the game in the second half and held on through a late Notre Dame rally to advance to the Regional Finals, 85-83. Next up for MSU was the home team, third-ranked Kentucky. The Spartans came back from 12 down at the half to defeat the Wildcats, 80-68, and advance to the Final Four in their first NCAA appearance.



MSU's semifinal game was against top-ranked North Carolina and the two teams played one of the greatest games in Four Final history. The Spartans battled to the end but the Tar Heels were just too strong and took the game in three overtimes, 74-70. MSU dropped the consolation game to San Francisco, 67-60, to finish fourth. Johnny Green had an amazing tournament, totaling 77 rebounds during the tournament and averaging 19.3 boards per game. His 77 rebounds set an NCAA tournament record for most rebounds in four games, while his average ranks fourth all-time in tournament history. Green earned All-Tournament honors for his performance and he and Jack Quiggle were also named to the All-Regional team.



**ABOVE:** Coach Forddy Anderson's team included Jack Quiggle, Harry Lux, Larry Hedden, George Ferguson, Chuck Bencie and Bob Anderegg. **LEFT:** Larry Hedden posted a double-double against North Carolina in the 1957 Final Four. **TOP LEFT AND RIGHT:** Johnny Green and Jack Quiggle earned NCAA Tournament All-Regional honors in 1957.

## NATIONAL SEMIFINAL

### NORTH CAROLINA 74 - MICHIGAN STATE 70 (3OT)

March 22, 1957 - Kansas City, Mo.

MICHIGAN STATE	FG-FGA	FT-FTA	REB	PF	TP
Jack Quiggle	6-21	8-10	10	1	20
Johnny Green	4-12	3-6	19	2	11
George Ferguson	4-8	2-3	1	5	10
Larry Hedden	4-20	6-7	15	5	14
Pat Wilson	0-3	2-2	5	1	2
Robert Anderegg	2-7	3-6	3	2	7
Chuck Bencie	1-6	0-0	2	1	2
David Scott	2-3	0-2	3	1	4
<b>TOTALS</b>	<b>23-80</b>	<b>24-36</b>	<b>65</b>	<b>18</b>	<b>70</b>

NORTH CAROLINA	FG-FGA	FT-FTA	REB	PF	TP
Lennie Rosenbluth	11-42	7-9	3	1	29
Bob Cunningham	9-18	3-5	12	5	21
Pete Brennan	6-16	2-4	17	5	14
Tommy Kearns	1-8	4-5	6	4	6
Joe Quigg	0-1	2-3	4	5	2
Danny Lotz	0-0	0-1	4	1	0
Bob Young	1-3	0-1	2	1	2
Roy Searcy	0-0	0-0	1	0	0
<b>TOTALS</b>	<b>28-88</b>	<b>18-28</b>	<b>54</b>	<b>22</b>	<b>74</b>

Halftime: 29-29

First overtime: 64-64

Officials: Ogden and Lightner

Regulation score: 58-58

Second overtime: 66-66

Attendance: N/A

## NATIONAL CONSOLATION

### SAN FRANCISCO 67 - MICHIGAN STATE 60

March 23, 1957 - Kansas City, Mo.

MICHIGAN STATE	FG-FGA	FT-FTA	REB	PF	TP
Johnny Green	4-9	1-1	13	5	9
George Ferguson	4-11	6-9	11	2	14
Larry Hedden	4-10	1-2	5	5	9
Pat Wilson	3-6	0-1	0	1	6
Harry Lux	2-2	1-1	3	2	5
Robert Anderegg	2-8	3-4	4	5	7
David Scott	2-6	0-1	3	1	4
Chuck Bencie	0-5	0-0	4	1	0
Jack Quiggle	2-6	2-2	4	1	6
<b>TOTALS</b>	<b>23-63</b>	<b>14-21</b>	<b>60</b>	<b>23</b>	<b>60</b>

SAN FRANCISCO	FG-FGA	FT-FTA	REB	PF	TP
Art Day	6-14	0-3	6	3	12
Al Dunbar	4-9	1-4	3	4	9
Gene Brown	8-18	6-11	7	3	22
Mike Farmer	4-12	8-9	2	1	16
Mike Preaseau	2-6	4-4	6	4	8
Jack King	0-2	0-0	0	2	0
Bill Mallen	0-0	0-0	1	0	0
Dave Lillevand	0-1	0-0	1	0	0
<b>TOTALS</b>	<b>24-62</b>	<b>19-31</b>	<b>35</b>	<b>17</b>	<b>67</b>

Halftime: San Francisco 33-30

Officials: Ogden and Lightner

Attendance: N/A

# 1979 FINAL FOUR



Michigan State opened its championship run with a 95-64 pounding of Lamar, led by Earvin Johnson's triple-double and Greg Kelsner's 31 points. After defeating LSU, MSU met up with top seed Notre Dame in the Regional Final in what was being called the game to decide the NCAA Championship. The Spartans jumped out to a big lead early en route to an 80-68 victory. Kelsner led the way with a Spartan NCAA Tournament-record 34 points, earning All-Region MVP honors, while Johnson joined him on the All-Region Team.

In the Final Four, the Spartans took on Pennsylvania, who entered the tournament as a nine seed. Johnson recorded his second triple-double of the tournament as MSU led 50-17 at the half, finishing with a tournament team record of 101 points. In the championship game, the Spartans took on No. 1-ranked and unbeaten Indiana State, led by Larry Bird. The Spartans jumped out to a big first-half lead on their way to capturing the school's first National Championship. Kelsner and Johnson were both named to the All-Tournament team, while Johnson was named Most Outstanding Player and earned a spot on the All-Decade Team.



**ABOVE RIGHT:** Earvin "Magic" Johnson celebrates MSU's first NCAA Championship by cutting down the nets. **RIGHT:** Greg Kelsner helped hold Larry Bird to just 7-of-21 shooting in the championship game, while averaging 23.5 points in two games. **BOTTOM:** Johnson helped Michigan State advance to the championship game by recording the only triple double in Spartan Final Four history.



## NATIONAL SEMIFINAL

### NO. 2 MICHIGAN STATE 101 - NO. 9 PENN 67

March 24, 1979 - Salt Lake City, Utah

MICHIGAN ST.	FG-FGA	FT-FTA	REB	PF	TP	A	TO	BS	S	MIN
Michael Brkovich, f	6-10	0-0	1	4	12	3	1	0	1	23
Greg Kelsner, f	12-19	4-6	9	2	28	3	4	1	33	
Ron Charles, c	2-2	0-0	6	0	4	0	2	2	0	19
Terry Donnelly, g	3-5	0-0	3	0	6	3	0	0	0	24
Earvin Johnson, g	9-10	11-12	10	2	29	10	4	0	3	35
Jay Vincent	0-1	3-4	1	2	3	0	1	0	0	9
Rob Gonzalez	1-5	0-0	3	2	2	1	3	0	1	22
Michael Longaker	2-2	0-0	2	0	4	1	1	0	2	10
Greg Lloyd	0-2	6-7	1	1	6	1	2	0	2	7
Rick Kaye	2-2	1-3	2	1	5	1	1	0	0	7
Jaimie Huffman	0-0	0-1	2	2	0	1	1	0	0	5
Gerald Gilkie	0-1	0-0	1	1	0	0	0	0	0	3
Don Brkovich	1-1	0-1	1	1	2	0	0	0	0	3
Team			3							
<b>TOTALS</b>	<b>38-60</b>	<b>25-34</b>	<b>45</b>	<b>22</b>	<b>101</b>	<b>24</b>	<b>19</b>	<b>6</b>	<b>10</b>	<b>200</b>

PENNSYLVANIA	FG-FGA	FT-FTA	REB	PF	TP	A	TO	BS	S	MIN
Tony Price, f	7-18	4-4	7	5	18	0	2	0	1	21
Tim Smith, f	0-6	0-0	0	5	0	0	2	0	0	19
Matt White, c	5-12	3-4	11	1	13	1	1	0	1	27
James Salters, g	1-5	0-0	1	2	2	3	2	0	0	25
Bobby Willis, g	4-13	1-3	6	2	9	6	5	1	3	30
Vincent Ross	2-6	0-0	6	3	4	0	2	1	0	17
Ken Hall	3-8	0-1	2	2	6	1	3	0	2	14
Angelo Reynolds	1-3	0-0	0	3	2	0	0	0	0	2
Tom Leifsen	0-1	1-2	4	0	1	0	2	0	0	16
Ted Flick	0-6	6-6	2	3	6	1	1	0	1	15
David Jackson	1-2	4-4	1	0	6	0	3	0	0	8
Ed Kuhl	0-2	0-0	0	0	0	0	1	0	0	3
Tom Condon	0-0	0-0	2	2	0	0	0	0	0	3
Team			2							
<b>TOTALS</b>	<b>24-82</b>	<b>19-24</b>	<b>44</b>	<b>31</b>	<b>67</b>	<b>12</b>	<b>24</b>	<b>2</b>	<b>8</b>	<b>200</b>

Halftime: Michigan State 50-17

Officials: Buckiewicz, Weiler and Silvester

Attendance: N/A

## NATIONAL CHAMPIONSHIP

### NO. 2 MICHIGAN STATE 75 - NO. 1 INDIANA STATE 64

March 26, 1979 - Salt Lake City, Utah

MICHIGAN ST.	FG-FGA	FT-FTA	REB	PF	TP	A	TO	BS	S	MIN
Michael Brkovich, f	1-2	3-7	4	1	5	1	5	0	0	40
Greg Kelsner, f	7-13	5-6	8	4	19	9	1	2	2	32
Ron Charles, c	3-3	1-2	7	5	7	0	1	0	1	31
Terry Donnelly, g	5-5	5-6	4	2	15	0	2	1	1	39
Earvin Johnson, g	8-15	8-10	7	3	24	5	6	0	1	35
Jay Vincent	2-5	1-2	2	4	5	0	1	0	1	19
Rob Gonzalez	0-0	0-0	0	0	0	0	0	0	0	3
Michael Longaker	0-0	0-0	0	0	0	0	0	0	0	1
Team			2							
<b>TOTALS</b>	<b>26-43</b>	<b>23-33</b>	<b>34</b>	<b>19</b>	<b>75</b>	<b>15</b>	<b>16</b>	<b>2</b>	<b>6</b>	<b>200</b>

INDIANA STATE	FG-FGA	FT-FTA	REB	PF	TP	A	TO	BS	S	MIN
Brad Miley, f	0-0	0-1	3	1	0	0	0	0	0	25
Alex Gilbert, f	2-3	0-4	4	4	4	0	1	1	0	21
Larry Bird, f	7-21	5-8	13	3	19	2	6	1	5	40
Carl Nicks, g	7-14	3-6	2	5	17	4	2	0	1	36
Steve Reed, g	4-9	0-0	0	4	8	9	0	0	0	36
Bob Heaton	4-14	2-2	6	2	10	2	0	0	0	22
Leroy Staley	2-2	0-1	3	2	4	0	0	0	0	18
Rich Nemcek	1-1	0-0	0	3	2	1	1	0	0	2
Team			3							
<b>TOTALS</b>	<b>27-64</b>	<b>10-22</b>	<b>34</b>	<b>24</b>	<b>64</b>	<b>18</b>	<b>10</b>	<b>2</b>	<b>6</b>	<b>200</b>

Halftime: Michigan State 37-28

Officials: Nichols, Muncy, and Wirtz

Attendance: 15,410

# 1999 FINAL FOUR



Michigan State returned to the NCAA Tournament in 1999 with lofty aspirations. For just the second time in school history, MSU was a No. 1 seed. The Spartans easily handled Mount St. Mary's in the first round, 76-53. The second round was more of a challenge, as the Spartans fought off a stubborn Mississippi squad, 74-66. In the Sweet Sixteen, State took on Oklahoma in a defensive struggle, pulling away late for a 54-46 victory.



In the Regional Final, MSU played national power and defending National Champion Kentucky. Twenty-one years earlier, the Wildcats kept MSU out of the Final Four, defeating the Spartans in the 1978 Regional Final. MSU fell behind early, 17-4, but rallied to close the gap to one at the half. The comeback was completed in the second half as Morris Peterson's 19 points and 10 rebounds led four players in double figures. The Midwest Region's Most Outstanding Player, Peterson knocked down six

straight free throws in the last 30 seconds to clinch a 73-66 win. Peterson was joined on the All-Regional team by A.J. Granger and Mateen Cleaves.



In its first Final Four appearance since 1979, MSU took on Duke in the semifinal game. The Blue Devils led by only two at half, but cold shooting doomed MSU in the second, falling 68-62.



## NATIONAL SEMIFINAL

NO. 1 DUKE 68 - NO. 1 MICHIGAN STATE 62

March 27, 1999 - St. Petersburg, Fla.

MICHIGAN ST.	FG	3FG	FT	O-D-R	PF	TP	A	TO	BS	S	MIN
Antonio Smith, f	3-7	0-0	0-0	5-5-10	5	6	0	0	0	0	34
Jason Klein, f	2-6	1-3	0-0	1-1-2	2	5	0	0	0	1	14
Andre Hutson, f	6-8	0-0	1-1	1-4-5	2	13	1	1	0	0	24
Mateen Cleaves, g	5-16	2-9	0-2	2-1-3	3	12	10	5	0	1	36
Charlie Bell, g	0-2	0-0	2-4	2-1-3	3	2	1	1	0	0	23
Morris Peterson	6-17	0-2	3-4	4-4-8	5	15	1	0	0	2	30
Thomas Kelley	2-8	0-1	0-0	1-3-4	2	4	0	0	0	1	14
A.J. Granger	2-6	1-3	0-0	1-3-4	2	5	0	1	0	0	20
Doug Davis	0-0	0-0	0-0	0-0-0	0	0	0	1	0	0	5
Team				1-0-1							
<b>TOTALS</b>	<b>26-70</b>	<b>4-18</b>	<b>6-11</b>	<b>18-22-40</b>	<b>24</b>	<b>62</b>	<b>13</b>	<b>9</b>	<b>0</b>	<b>5</b>	<b>200</b>

DUKE	FG	3FG	FT	O-D-R	PF	TP	A	TO	BS	S	MIN
Chris Carrrawell, f	3-8	1-1	6-12	1-3-4	0	13	1	3	0	0	30
Shane Battier, f	2-5	0-3	1-2	4-2-6	3	5	1	1	2	1	33
Elton Brand, c	7-10	0-0	4-5	4-11-15	4	18	1	3	1	0	29
William Avery, g	6-14	2-4	0-1	1-4-5	0	14	0	4	0	1	35
Trajan Langdon, g	3-9	1-4	0-1	2-4-6	2	7	3	1	0	0	37
Corey Maggette	3-7	0-1	3-6	2-2-4	0	9	0	0	0	0	17
Chris Burgess	0-1	0-0	0-0	2-2-4	2	0	1	0	2	0	12
Nate James	1-2	0-0	0-0	0-0-0	0	2	0	0	0	1	7
Team				0-0-0							
<b>TOTALS</b>	<b>25-56</b>	<b>4-13</b>	<b>14-27</b>	<b>16-28-44</b>	<b>11</b>	<b>68</b>	<b>7</b>	<b>12</b>	<b>5</b>	<b>3</b>	<b>200</b>

Halftime: Duke 32-30

Officials: David Libbey, Curtis Shaw, John Cahill

Attendance: 41,340

ABOVE LEFT: Morris Peterson led MSU with 15 points. ABOVE MIDDLE: Andre Hutson scored 13 against All-American Elton Brand. ABOVE RIGHT: Tom Izzo and Smith celebrate a victory over UK in the Midwest Regional Final, advancing to the Final Four. TOP: Spartan fans enjoyed the Florida sun. BELOW: Antonio Smith scores two on this dunk.





# 2000 FINAL FOUR



The 2000 Spartans entered the NCAA Tournament determined to win a National Championship. For the second year in a row, they entered the tournament as a No. 1 seed, led by a trio of experienced seniors, Mateen Cleaves, Morris Peterson and A.J. Granger. The Spartans had little trouble in their first round matchup, holding Valparaiso to 25 percent (13-of-52) shooting in a 65-38 victory. In the second round against Utah, Cleaves scored 21 points to rally MSU from a 35-32 halftime deficit and defeat the Utes, 73-61.

In the Regional Semifinal, MSU took on the fourth-seeded Syracuse Orangemen. SU took a 34-24 halftime lead and led by as many as 11 points with 15 minutes remaining. A halftime lockerroom tirade by Cleaves must have worked, however, as MSU finished the game by outscoring the Orangemen, 37-9, a run that was capped

off with 17 unanswered points. In the Regional Final, No. 2 seed Iowa State held a nine-point lead with a little over five minutes to go. Once again, Michigan State used a late-game rally, outscoring the Cyclones, 23-5, over the final 5:49 in a 75-64 decision. Cleaves, Granger, Peterson and Andre Hutson all found a spot on the All-Regional team, with Peterson earning Most Outstanding Player honors.

In the National Semifinal, State faced Wisconsin for the fourth time of the season. MSU held a slim 19-17 lead at the break. Peterson took over in the second half, scoring 10 points in a 13-2 run to pull away from the Badgers and earn a spot in the NCAA Championship game.

After grinding it out with Wisconsin, MSU faced Florida's run and gun offense and pressure defense in the title game. The Spartans opened an 11-point half-time lead. Early in the second half, Cleaves got tangled up with Florida's Teddy Dupay, injuring Cleaves' ankle and forcing him back to the lockerroom. Leading by six, MSU got five straight points from Mike Chappell and held a bigger lead when Cleaves returned four and a half minutes later. State never looked back, capturing its second National Championship in school history with an 89-76 victory. Cleaves was named Most Outstanding Player of the Final Four and was joined by Charlie Bell, Peterson and Granger on the All-Tournament Team.



**TOP:** Childhood friends Morris Peterson and Mateen Cleaves led MSU to its first NCAA title in 21 years. **BOTTOM:** The Spartans are presented the 2000 NCAA Championship trophy.

## NATIONAL SEMIFINAL

### NO. 1 MICHIGAN STATE 53 - NO. 8 WISCONSIN 41

April 1, 2000 - Indianapolis, Ind.

MICHIGAN ST.	FG	3FG	FT	O-D-R	PF	TP	A	T	BS	S	MIN
Andre Hutson, c	3-7	0-0	4-5	6-4-10	2	10	0	3	0	0	32
Morris Peterson, f	7-15	2-8	4-4	3-4-7	3	20	0	1	0	1	33
A.J. Granger, f	0-3	0-1	1-2	1-6-7	4	1	1	3	0	0	32
Mateen Cleaves, g	1-7	0-0	9-11	0-4-4	3	11	1	4	0	2	36
Charlie Bell, g	2-9	0-3	0-0	2-6-8	2	4	2	2	0	0	30
Jason Richardson	0-0	0-0	0-0	0-0-0	1	0	0	0	0	0	10
David Thomas	0-0	0-0	0-0	0-0-0	0	0	0	0	0	0	3
Mike Chappell	2-4	0-2	1-1	0-0-0	1	5	0	0	2	0	9
Aloysius Anagnonye	1-1	0-0	0-0	1-1-2	2	2	0	1	0	0	12
Adam Ballinger	0-0	0-0	0-0	0-1-1	0	0	0	0	1	0	3
Team				1-2-3							
<b>TOTALS</b>	<b>16-46</b>	<b>2-14</b>	<b>19-23</b>	<b>14-28-42</b>	<b>18</b>	<b>53</b>	<b>4</b>	<b>14</b>	<b>3</b>	<b>3</b>	<b>200</b>

WISCONSIN	FGA	3FG	FT	O-D-R	PF	TP	A	T	BS	S	MIN
Andy Kowske, f	1-2	0-0	0-2	0-0-0	4	2	0	0	4	0	20
Mike Kelley, f	1-2	0-1	0-0	0-7-7	3	2	3	0	0	2	30
Mark Vershaw, c	2-11	0-1	1-1	1-1-2	3	5	3	1	0	0	31
Jon Bryant, g	1-5	0-3	0-0	0-1-1	3	2	1	2	0	0	27
Roy Boone, g	6-9	1-1	5-6	1-2-3	2	18	0	5	0	0	25
Charlie Willis	1-4	0-1	0-0	0-1-1	2	2	0	0	0	0	19
Duany Duany	0-2	0-1	0-0	0-0-0	0	0	0	1	0	0	11
Maurice Linton	0-4	0-1	0-0	0-1-1	0	0	0	2	0	0	10
Travon Davis	1-1	1-1	1-2	0-2-2	2	4	1	0	0	0	10
Kirk Penney	2-3	2-3	0-0	0-2-2	0	6	0	0	0	0	14
Erik Faust	0-0	0-0	0-0	0-0-0	0	0	0	0	0	0	1
Robert Smith	0-0	0-0	0-0	0-0-0	0	0	0	0	0	0	1
Julian Swartz	0-0	0-0	0-0	0-0-0	0	0	0	0	0	0	1
Team				0-1-1							
<b>TOTALS</b>	<b>15-43</b>	<b>4-13</b>	<b>7-11</b>	<b>2-18-20</b>	<b>19</b>	<b>41</b>	<b>8</b>	<b>11</b>	<b>4</b>	<b>2</b>	<b>200</b>

Halftime: Michigan State 19-17

Officials: John Clougherty, Andre Patillo, Tim Higgins

Attendance: 43,116

## NATIONAL CHAMPIONSHIP

### NO. 1 MICHIGAN STATE 89 - NO. 5 FLORIDA 76

April 3, 2000 - Indianapolis, Ind.

MICHIGAN ST.	FG	3FG	FT	O-D-R	PF	TP	A	T	BS	S	MIN
Andre Hutson, c	2-4	0-0	2-2	0-1-1	4	6	3	1	0	0	23
Morris Peterson, f	7-14	3-8	4-6	1-1-2	3	21	5	3	0	1	32
A.J. Granger, f	7-11	3-5	2-2	2-7-9	2	19	1	2	0	0	34
Mateen Cleaves, g	7-13	3-4	1-1	0-2-2	1	18	4	2	0	0	31
Charlie Bell, g	3-6	1-2	2-3	3-5-8	2	9	5	2	0	2	33
Jason Richardson	4-7	0-0	1-2	1-1-2	1	9	0	0	0	1	16
Aloysius Anagnonye	0-0	0-0	0-0	2-1-2	4	0	0	2	1	0	12
Mike Chappell	2-4	1-3	0-0	1-0-1	0	5	0	1	0	1	7
Adam Ballinger	1-1	0-0	0-0	0-0-0	2	2	0	0	0	0	7
David Thomas	0-0	0-0	0-0	1-0-1	1	0	1	1	0	0	5
Brandon Smith	0-0	0-0	0-0	0-0-0	0	0	0	0	0	0	0
Steve Cherry	0-0	0-0	0-0	0-0-0	0	0	0	0	0	0	0
Mat Ishbia	0-1	0-0	0-0	0-0-0	0	0	0	0	0	0	0
Team				1-2-3							
<b>TOTALS</b>	<b>33-59</b>	<b>11-22</b>	<b>12-16</b>	<b>12-20-32</b>	<b>20</b>	<b>89</b>	<b>19</b>	<b>14</b>	<b>1</b>	<b>5</b>	<b>200</b>

FLORIDA	FG	3FG	FT	O-D-R	PF	TP	A	TO	BS	S	MIN
Brent Wright, f	5-8	0-1	3-5	4-6-10	4	13	4	1	0	1	29
Mike Miller, f	2-5	1-2	5-6	1-2-3	0	10	2	2	0	0	31
Udonis Haslem, c	10-12	0-0	7-7	2-0-2	4	27	0	3	1	0	28
Teddy Dupay, g	0-4	0-2	0-0	0-0-0	2	0	1	0	0	0	15
Justin Hamilton, g	0-1	0-1	0-0	0-0-0	1	0	0	0	0	0	14
Brett Nelson	4-10	3-6	0-0	1-3-4	1	11	3	3	0	2	26
Matt Bonner	0-3	0-2	0-0	1-2-3	1	0	0	0	0	0	7
Kenyan Weeks	1-3	1-1	0-0	1-0-1	2	3	1	0	2	2	22
Donnell Harvey	3-11	0-0	3-4	4-2-6	2	9	0	2	1	0	16
Major Parker	1-3	1-3	0-0	0-0-0	2	3	2	1	0	0	12
Team				1-0-1							
TOTALS	26-60	6-18	18-22	15-15-30	19	76	13	2	5	20	

Halftime: Michigan State 43-32

Officials: James Burr, Gerald Boudreaux, David Hall

Attendance: 43,116

## 2001 FINAL FOUR



The defending NCAA Champions, Michigan State entered the 2001 NCAA Tournament as a No. 1 seed for the third straight season. The Spartans were missing 58 points from the 2000 title game, but did boast five seniors, including Charlie Bell and Andre Hutson, who earned postseason honors as juniors. MSU easily defeated Alabama State, 69-35, in the first round before handing Fresno State an 81-65 defeat to advance to the Sweet Sixteen for a fourth straight year.

In the Regional Semifinal, MSU took on No. 12 Gonzaga. The Bulldogs had a low seed, yet they were also making their third straight Sweet Sixteen appearance with a tournament-tested team. Michigan State fell behind early in the second half, but Bell scored 21 points as the Spartans eventually pulled away. In the Regional Final, State faced another surprise team in 11th-seeded Temple. The Spartans held off the Owls thanks in part to a career-high 19 points from David Thomas. For his efforts, Thomas was named to the All-Regional team, where he joined All-South Regional Most Outstanding Player, Charlie Bell. With a 69-62 victory, MSU's NCAA Tournament record of nine straight victories by double figures was snapped, but the Spartans did become the ninth team to appear in three straight Final Fours and only the third since the field was expanded to 64 teams in 1985.

Unfortunately, MSU ran into a hot Arizona squad in Minneapolis. The Wildcats led by just two points at the half, but outscored the Spartans, 48-31, in the second half en route to an 80-61 victory.



## NATIONAL SEMIFINAL

## NO. 2 ARIZONA 80 - NO. 1 MICHIGAN STATE 61

March 31, 2001 - Minneapolis, Minn.

MICHIGAN ST.	FG	3FG	FT	O-D-R	PF	TP	A TO	BS	S	MIN
David Thomas, f	4-6	0-0	0-0	4-1-5	1	8	2 3	0	1	20
Aloysius Anagnonye, f	0-1	0-0	0-0	1-1-2	4	0	0 0	0	0	8
Andre Hutson, f	9-14	0-0	2-2	2-3-5	2	20	0 2	2	2	37
Charlie Bell, g	1-10	0-6	1-1	1-9-10	1	3	3 5	0	0	36
Jason Richardson, g	2-11	1-4	1-2	1-6-7	2	6	2 2	0	0	28
Marcus Taylor	3-9	1-4	1-2	0-1-1	3	8	2 2	0	1	20
Adam Ballinger	1-1	0-0	0-1	1-1-2	0	2	0 0	1	0	9
Zach Randolph	5-8	0-0	2-4	4-1-5	3	12	0 1	0	0	24
Mike Chappell	0-0	0-0	2-2	0-0-0	1	2	2 0	0	0	12
Brandon Smith	0-0	0-0	0-0	0-0-0	1	0	0 0	0	0	3
Adam Wolfe	0-0	0-0	0-0	0-0-0	0	0	0 0	0	0	1
Jason Andreas	0-0	0-0	0-0	0-0-0	0	0	0 0	0	0	1
Mat Ishbia	0-1	0-0	0-0	0-0-0	0	0	0 0	0	0	1
Team				2-1-3						
<b>TOTALS</b>	<b>25-61</b>	<b>2-14</b>	<b>9-14</b>	<b>16-24-40</b>	<b>18</b>	<b>61</b>	<b>11 15</b>	<b>3</b>	<b>2</b>	<b>200</b>

ARIZONA	FG	3FG	FT	O-D-R	PF	TP	A TO	BS	S	MIN
Michael Wright, f	6-10	0-0	1-1	1-2-3	2	13	0 1	1	1	23
Richard Jefferson, f	6-13	3-5	2-4	3-5-8	1	17	2 2	2	2	34
Loren Woods, c	5-13	0-0	1-1	0-8-8	2	11	2 1	3	0	37
Gilbert Arenas, g	4-7	1-2	3-4	1-1-2	2	12	7 1	0	6	27
Jason Gardner, g	6-11	3-7	6-6	0-1-1	1	21	1 1	1	3	38
Eugene Edgerston	3-4	0-0	0-0	3-3-6	1	6	1 0	0	0	17
Luke Walton	0-1	0-0	0-0	0-1-1	0	0	2 2	0	0	16
Justin Wessel	0-0	0-0	0-0	0-0-0	1	0	0 0	0	1	3
Lamont Frazier	0-1	0-0	0-0	0-0-0	1	0	0 0	0	0	4
Travis Hanour	0-0	0-0	0-0	0-0-0	0	0	0 0	0	0	1
Team				4						
<b>TOTALS</b>	<b>30-60</b>	<b>7-14</b>	<b>13-16</b>	<b>8-25-33</b>	<b>11</b>	<b>80</b>	<b>15 8</b>	<b>7</b>	<b>12</b>	<b>200</b>

Halftime: Arizona 32-30

Officials: Tim Higgins, Tony Greene, Bob Donato

Attendance: 45,406



**ABOVE:** Jason Richardson soars in for a basket. **LEFT:** Zach Randolph was MSU's second-leading scorer with 12 points.

**BELOW LEFT:** Charlie Bell (left) and Andre Hutson (right) appeared in three Final Fours in their Spartan careers. **BELOW:** The Spartans celebrate a trip to the 2001 Final Four after defeating Temple.



# 2005 FINAL FOUR



## NATIONAL SEMIFINAL

### NO. 1 NORTH CAROLINA 87 - NO. 5 MICHIGAN STATE 71

April 2, 2005 - St. Louis, Mo.

MICHIGAN ST.	FG	3FG	FT	O-D-R	PF	TP	A	TO	BS	S	MIN
Alan Anderson, f	0-4	0-0	0-0	1-3-4	3	0	0	1	0	1	20
Paul Davis, c	6-16	0-1	2-4	5-10-15	3	14	1	3	1	33	29
Shannon Brown, g	6-14	3-6	0-0	0-1-1	2	15	1	4	0	1	29
Drew Neitzel, g	1-3	0-1	0-1	0-3-3	2	2	3	1	0	0	15
Maurice Ager, g	6-18	2-6	10-10	1-2-3	1	24	1	1	1	0	28
Chris Hill	1-6	1-5	0-0	0-1-1	2	3	2	1	0	2	18
Matt Tramm	1-1	0-0	2-2	1-2-3	3	4	0	0	1	1	15
Anthony Ham	0-0	0-0	0-0	1-0-1	0	0	0	0	0	0	1
Kelvin Torbert	4-11	1-4	0-0	2-3-5	1	9	6	0	1	2	26
Tim Bograkes	0-0	0-0	0-1	1-0-1	1	0	0	0	0	0	6
Drew Maymick	0-1	0-0	0-0	2-2-4	1	0	1	0	0	0	7
Andy Harvey	0-0	0-0	0-0	0-0-0	0	0	0	0	0	0	1
Delco Rowley	0-0	0-0	0-0	0-0-0	0	0	0	0	0	0	1
Team				1-0-1							
<b>TOTALS</b>	<b>25-74</b>	<b>7-23</b>	<b>14-18</b>	<b>15-27-42</b>	<b>19</b>	<b>71</b>	<b>15</b>	<b>12</b>	<b>4</b>	<b>10</b>	<b>200</b>

N. CAROLINA	FG	3FG	FT	O-D-R	PF	TP	A	TO	BS	S	MIN
Jawad Williams, f	9-13	2-5	0-0	1-7-8	1	20	0	0	1	0	23
Rashad McCants, f	7-11	2-3	1-2	2-4-6	1	17	4	3	1	1	28
Sean May, c	9-18	0-0	4-6	2-5-7	2	22	3	1	1	1	31
Raymond Felton, g	6-12	2-6	2-2	1-7-8	2	16	7	5	0	1	35
Jackie Manuel, g	0-1	0-0	0-0	2-1-3	5	0	0	0	0	1	11
Jesse Holley	0-1	0-1	0-0	0-1-1	0	0	0	0	0	0	1
Melvin Scott	0-2	0-2	4-4	0-2-2	1	4	0	0	0	0	16
Reyshawn Terry	1-2	0-1	0-0	0-0-0	0	2	0	0	0	0	3
Quentin Thomas	0-0	0-0	0-0	0-1-1	0	0	1	0	0	0	5
Charlie Everett	0-0	0-0	0-0	0-0-0	0	0	0	0	0	0	1
Ves Miller	0-0	0-0	0-0	0-0-0	0	0	0	0	0	0	1
Marvin Williams	1-6	0-1	0-0	1-7-8	3	2	1	1	1	0	23
David Noel	2-5	0-1	0-3	3-1-4	2	4	2	1	2	1	21
C.J. Hooker	0-0	0-0	0-0	0-0-0	0	0	0	0	0	0	1
Team				1-2-3							
<b>TOTALS</b>	<b>35-71</b>	<b>6-20</b>	<b>11-17</b>	<b>13-38-51</b>	<b>17</b>	<b>87</b>	<b>18</b>	<b>13</b>	<b>6</b>	<b>5</b>	<b>200</b>

Halftime: Michigan State 38-33

Officials: Bob Donato, Reggie Greenwood, Randy McCall Attendance: 47,754



No. 5 seed Michigan State opened the 2005 NCAA Tournament against Old Dominion. The Monarchs held a 42-37 halftime lead, but the Spartans mounted a surge in the last nine minutes to claim victory. In the next round, the Spartans used their depth and athleticism to wear down Vermont, 72-61. In the Sweet Sixteen, MSU used a 16-3 second-half run to pull away from Duke in a 78-68 win.

The Regional Final featured a rematch of the 1999 Elite Eight contest between MSU and Kentucky. The Spartans appeared on their way to St. Louis, until UK's Patrick Sparks hit a game-tying 3-pointer at the end of regulation. The first overtime could not produce a winner, sending the game into a second extra period, where MSU scored the first five points en route to a 94-88 win. Shannon Brown was named Most Outstanding Player of the Austin Regional after a 24-point performance, joining Maurice Ager and Paul Davis on the All-Regional team.

Making their fourth trip to the Final Four in seven years, the Spartans held a 38-33 halftime lead over North Carolina. With the game tied at 49, the Tar Heels took control with a 12-0 run, ending MSU's season.



ABOVE LEFT Paul Davis grabbed a game-high 15 rebounds vs. UNC. ABOVE MIDDLE: Kelvin Torbert led MSU with six assists vs. UNC. ABOVE: The 2005 Final Four was Tom Izzo's fourth. BOTTOM LEFT: Shannon Brown scored 15 points against the Tar Heels. BOTTOM MIDDLE: Maurice Ager led all scorers with 24 points. BELOW: Edward Jones Stadium was home to the 2005 Final Four.



## 2009 FINAL FOUR



The Spartans entered the 2009 NCAA Tournament coming off a great regular-season, capturing the Big Ten title with a 15-3 league mark, and earned a No. 2 seed in the Midwest Regional. MSU opened the tournament with a dominating 77-62 victory over Robert Morris. In the second round, senior Travis Walton scored a career-high 18 points to push MSU past a talented USC Squad, 74-69.

In the Regional Semifinal, the Spartans trailed Kansas by as many as 13 points in the first half, but rallied in the second half. A crucial three-point play by Kalin Lucas in the final minute broke a 60-60 tie and gave MSU a 67-62 victory. Standing between Michigan State and a trip to the Final Four was the tournament's overall No. 1 seed Louisville. Neither team led by more than three points in the first half. Leading 37-36 in the second, MSU went on a 21-7 run to take control of the contest. The Spartans held Louisville to just 38.3 percent shooting from the field. Midwest Regional Most Outstanding Player Goran Suton recorded 19 points and 10 rebounds against the Cardinals.

Having finally reached Detroit, the Spartans were pitted against another No. 1 seed from the BIG EAST conference, Connecticut. Michigan State made an early statement jumping out to a 9-2 lead and took a two-point lead into halftime. MSU slowly pulled away in the



**TOP:** Durrell Summers shook Ford Field with his dunk over UCONN's Stanley Robinson. **ABOVE:** Goran Suton and Travis Walton guided MSU to the championship game.



## NATIONAL SEMIFINAL

## NO. 2 MICHIGAN STATE 82 - NO. 1 CONNECTICUT 73

April 4, 2009 - Detroit, Mich.

MICHIGAN ST.	FG	3FG	FT	O-D-R	PF	TP	A TO	BS	S	MIN
Raymar Morgan, f	7-13	0-0	4-6	3-6-9	3	18	1	0	5	30
Delvon Roe, f	2-4	0-0	0-0	4-4-8	2	4	0	0	2	21
Goran Suton, c	2-5	0-1	0-0	2-5-7	4	4	2	3	1	28
Kalin Lucas, g	7-15	3-6	4-6	0-2-2	1	21	5	3	0	33
Travis Walton, g	1-6	0-0	0-0	0-0-0	3	2	8	0	2	23
Idong Ibok	0-0	0-0	0-0	1-1-2	3	0	0	1	0	6
Chris Allen	1-6	0-2	0-0	1-1-2	1	2	0	1	0	9
Durrell Summers	4-9	1-5	1-1	3-3-6	2	10	1	1	0	23
Draymond Green	3-4	0-0	2-4	1-1-2	5	8	1	1	0	12
Korie Lucious	3-8	2-5	3-3	0-0-0	0	11	0	0	0	9
Marquise Gray	1-2	0-0	0-0	1-1-2	1	2	0	1	0	6
Team			2-0-2							
<b>TOTALS</b>	<b>31-72</b>	<b>6-19</b>	<b>14-20</b>	<b>18-24-42</b>	<b>25</b>	<b>82</b>	<b>18</b>	<b>11</b>	<b>3</b>	<b>111</b>

CONNECTICUT	FG	3FG	FT	O-D-R	PF	TP	A TO	BS	S	MIN
Jeff Adrien, f	5-10	0-0	3-7	3-4-7	2	13	1	2	0	32
Stanley Robinson, f	5-6	1-1	4-4	3-10-13	3	15	0	5	2	31
Hasheem Thabeet, c	0-0	0-0	5-7	3-3-6	3	17	1	1	2	36
A.J. Price, g	5-20	1-3	4-4	1-5-6	3	15	1	2	0	32
Craig Austrie, g	2-4	0-2	2-2	2-1-3	2	6	2	1	0	37
Donnell Beverly	0-0	0-0	0-0	0-0-0	0	0	0	0	0	9
Kemba Walker	1-5	0-0	3-9	1-1-2	4	5	2	4	1	20
Gavin Edwards	1-1	0-0	0-0	2-2-4	1	2	1	1	1	10
Team			1-0-1							
<b>TOTALS</b>	<b>25-59</b>	<b>2-6</b>	<b>21-33</b>	<b>16-26-42</b>	<b>18</b>	<b>73</b>	<b>8</b>	<b>16</b>	<b>7</b>	<b>50</b>

Halftime: Michigan State 38-36

Officials: John Cahill, Leslie Jones, Michael Stuart

Attendance: 72,456

## NATIONAL CHAMPIONSHIP

## NO. 1 NORTH CAROLINA 89 - NO. 1 MICHIGAN STATE 72

April 6, 2009 - Detroit, Mich.

MICHIGAN ST.	FG	3FG	FT	O-D-R	PF	TP	A TO	BS	S	MIN
Raymar Morgan, f	1-2	0-0	2-2	1-0-1	5	4	0	1	0	19
Delvon Roe, f	1-1	0-0	0-1	2-6-8	3	2	0	1	1	0
Goran Suton, c	7-10	3-4	0-0	3-8-11	3	17	0	3	2	31
Kalin Lucas, g	4-12	0-1	6-8	0-0-0	2	14	7	6	0	35
Travis Walton, g	0-2	0-0	2-2	0-1-1	3	2	3	4	0	24
Idong Ibok	0-0	0-0	0-0	0-1-1	0	0	0	0	0	1
Chris Allen	0-8	0-7	3-5	1-0-1	2	3	1	0	0	17
Austin Thornton	0-1	0-0	2-2	0-3-3	1	2	0	0	0	3
Durrell Summers	4-10	2-6	3-4	2-3-5	1	13	2	2	1	21
Isaiah Dahlman	1-1	0-0	0-0	1-0-1	0	2	0	0	0	1
Draymond Green	2-2	0-0	3-5	2-5-7	3	7	0	2	0	12
Jon Crandell	0-0	0-0	0-0	0-0-0	0	0	0	0	0	1
Korie Lucious	2-5	2-5	0-0	0-0-0	3	6	0	2	0	14
Tom Herweg	0-0	0-0	0-0	0-0-0	0	0	0	0	1	1
Marquise Gray	0-1	0-0	0-0	1-0-1	2	0	0	0	0	3
Team			0-2-2							
<b>TOTALS</b>	<b>22-55</b>	<b>7-23</b>	<b>21-29</b>	<b>13-29-42</b>	<b>28</b>	<b>72</b>	<b>13</b>	<b>21</b>	<b>5</b>	<b>110</b>

N. CAROLINA	FG	3FG	FT	O-D-R	PF	TP	A TO	BS	S	MIN
Deon Thompson, f	3-8	0-0	3-4	0-3-3	4	9	0	2	0	23
Tyler Hansbrough, f	6-14	0-2	6-10	1-6-7	3	18	2	2	0	34
Ty Lawson, g	3-10	0-3	15-18	0-4-4	0	21	6	1	0	37
Danny Green, g	2-4	2-3	0-0	2-1-3	5	6	4	2	0	24
Wayne Ellington, g	7-12	3-3	2-2	2-2-4	2	19	0	0	0	35
Marc Campbell	0-1	0-0	0-0	0-1-1	0	0	0	0	0	1
Bobby Frasor	1-2	0-1	0-0	1-0-1	3	2	1	0	0	23
Larry Drew II	0-1	0-0	0-0	0-0-0	0	0	0	0	0	4
J.B. Tanner	0-0	0-0	0-0	0-0-0	0	0	0	0	0	1
Justin Watts	1-2	0-0	0-0	1-0-1	0	2	0	0	0	1
Ed Davis	5-7	0-0	1-4	2-6-8	4	11	0	0	0	14
Patrick Moody	0-0	0-0	0-0	0-0-0	0	0	0	0	0	1
Mike Copeland	0-0	0-0	0-0	0-0-0	0	0	0	0	0	1
Tyler Zeller	0-0	0-0	1-2	0-1-1	1	1	0	0	0	1
Team			2-0-2							
<b>TOTALS</b>	<b>28-61</b>	<b>5-12</b>	<b>28-40</b>	<b>11-24-35</b>	<b>22</b>	<b>89</b>	<b>13</b>	<b>7</b>	<b>0</b>	<b>90</b>

Halftime: North Carolina 55-34

Officials: Tom O'Neill, Curtis Shaw, Tony Greene

Attendance: 72,922



# 2010 FINAL FOUR



For the second time in six years, Michigan State advanced to the Final Four as the No. 5 seed. The Spartans opened the tournament against New Mexico State. The Spartans led by 16 points in the first half, but NMSU fought back to tie the game in the second half. MSU's defense then forced nine straight misses and the Spartans hit enough free throws to claim a 70-67 victory.

## NATIONAL SEMIFINAL

### NO. 5 BUTLER 52 - NO. 5 MICHIGAN STATE 50

April 3, 2010 - Indianapolis, Ind.

MICHIGAN ST.	FG	3FG	FT	O-D-R	PF	TP	A	T	BS	S	MIN
Raymar Morgan, f	2-7	0-1	0-2	1-4-5	4	4	1	1	1	1	23
Delvon Roe, f	2-5	0-0	0-0	1-3-4	4	4	2	3	1	0	24
Derrick Nix, c	0-0	0-0	0-0	1-0-1	0	0	1	0	0	0	5
Durrell Summers, g	6-12	1-3	1-2	2-8-10	1	14	0	2	0	0	38
Korie Lucious, g	3-6	3-6	3-4	0-2-2	2	12	4	5	0	1	38
Chris Allen	0-0	0-0	0-0	0-0-0	3	0	0	3	0	0	16
Austin Thornton	0-1	0-0	0-0	0-1-1	1	0	1	0	0	0	12
Mike Kehler	0-0	0-0	0-0	1-3-4	0	0	1	0	0	0	7
Draymond Green	4-9	0-1	4-8	0-6-6	5	12	1	1	2	1	29
Garrick Sherman	1-1	0-0	2-2	0-1-1	1	4	0	1	0	0	8
Team				2-0-2							
<b>TOTALS</b>	<b>18-42</b>	<b>4-11</b>	<b>10-18</b>	<b>8-28-36</b>	<b>21</b>	<b>50</b>	<b>11</b>	<b>16</b>	<b>4</b>	<b>3</b>	<b>200</b>

BUTLER	FG	3FG	FT	O-D-R	PF	TP	A	T	BS	S	MIN
Gordon Hayward, f	6-14	3-8	4-6	0-9-9	2	19	0	4	2	2	39
Willie Veasley, f	2-6	0-3	2-2	4-1-5	3	6	0	1	0	4	35
Matt Howard, f	1-7	0-0	2-3	2-0-2	4	4	0	1	0	1	15
Shelvin Mack, g	5-9	2-4	2-3	0-2-2	0	14	1	1	0	1	25
Ronald Nored, g	0-4	0-0	5-6	1-5-6	4	5	2	1	0	3	38
Shawn Vanzant	0-0	0-0	1-2	1-3-4	2	1	2	0	0	0	18
Zach Hahn	0-3	0-3	0-0	0-0-0	1	0	0	0	0	0	9
Avery Jukes	1-6	0-3	0-0	1-0-1	1	2	0	0	1	0	18
Andrew Smith	0-0	0-0	1-2	1-0-1	0	1	0	0	0	0	3
Team				1-1-2							
<b>TOTALS</b>	<b>15-49</b>	<b>5-21</b>	<b>17-24</b>	<b>11-21-32</b>	<b>17</b>	<b>52</b>	<b>5</b>	<b>8</b>	<b>2</b>	<b>12</b>	<b>200</b>

Halftime: Tied 28-28

Officials: Jamie Luckie, Leslie Jones, Michael Stuart

Attendance: 71,298



In the second round, MSU faced Maryland. Kalin Lucas suffered a season-ending injury in the first half, but the Spartans still led by 16 points midway through the second half. Of the game's six lead changes, four came in the final 40 seconds. Greivis Vasquez gave Maryland an 83-82 lead with six seconds left. Draymond Green then hustled the ball up court, passing the ball to Korie Lucious at the top of the key, who then nailed the buzzer-beating 3-pointer setting off a wild celebration.

Appearing in their third-straight Sweet 16, the Spartans faced a Northern Iowa team that had just knocked off No. 1 seed Kansas. MSU trailed by four at the half, but once again used strong second-half defense to emerge with a win, holding UNI without a field goal over the final 10:20 of the contest in a 59-52 MSU victory.

Tennessee stood between MSU and a second-straight trip to the Final Four. It started out as an offensive battle, as the game was tied 16-16 just over five minutes in, but turned into a test of defense down the stretch. Durrell Summers hit a 3-pointer with 2:47 left to give MSU a 69-66 lead. But after two Spartan misses and a missed front end of a 1-and-1, Tennessee had the ball in the final seconds with a chance to take the lead. With 11 seconds left, Scotty Hopson was fouled and went to the foul line with UT trailing 69-68. Hopson hit the first but missed the second. Lucious corralled the miss and pushed the ball up court. He passed to Draymond Green, who found Raymar Morgan open underneath the basket. Morgan was fouled and made the first free throw to send MSU to the Final Four.

At the Final Four at Lucas Oil Stadium, MSU faced a hometown Butler squad. The Spartans struggled through an off shooting night, hitting 42.9 percent from the floor and 55.6 percent from the foul line. Butler shot just 30.6 percent from the floor, but connected on 17-of-24 free throws. MSU had the ball down just one point in the final seconds. The ending was somewhat controversial as Draymond Green appeared to be fouled on his jumper from the lane, but no call was made and the Bulldogs hit free throws to secure a 52-50 victory.

**TOP: MSU made its nation's-best sixth Final Four appearance in the last 12 seasons. FAR LEFT: Midwest Regional Most Outstanding Player Durrell Summers led MSU with a double-double against Butler. NEAR LEFT: Not only did Draymond Green score 12 points against the Bulldogs, he added some strong defense, recording two blocks.**



NATION'S BEST SIX FINAL FOUR APPEARANCES IN 14 YEARS



**MEDIA INFORMATION**

**2012-13 MICHIGAN STATE BASKETBALL**

# UNIVERSITY ADMINISTRATION



## BOARD OF TRUSTEES



**JOEL I. FERGUSON**  
Chairman • Lansing



**MELANIE FOSTER**  
Vice Chairperson • East Lansing



**BRIAN BRESLIN**  
Williamston



**DIANNE BYRUM**  
Onondaga



**MITCH LYONS**  
Rockford



**FAYLENE OWEN**  
East Lansing



**GEORGE PERLES**  
East Lansing



**DIANN WOODARD**  
BrownsTown Township

For biographical information, visit <http://trustees.msu.edu>

## PRESIDENT LOU ANNA K. SIMON, PH.D.



Lou Anna K. Simon was appointed the 20th president of Michigan State University by the MSU Board of Trustees in January 2005. An MSU graduate, she began her career at Michigan State as the assistant director of the Office of Institutional Research (now Office of Planning and Budgets) after earning her Ph.D. in 1974. From there, she moved into a variety of administrative roles, including assistant provost for general academic administration, associate provost, and provost and vice president for academic affairs; she served as interim president in 2003.

As president, Simon has engaged Michigan State University in a strategic and transformative journey to adapt the principles of the land-grant tradition to twenty-first century challenges. She has expanded MSU's reach in the state and around the world by focusing the university's strengths on solutions that enhance and protect quality of life: clean and affordable energy, access to education, safe and plentiful food, and health care. She recently outlined these commitments and the philosophy driving them in her monograph *Embracing the World Grant Ideal: Affirming the Morrill Act for a Twenty-first-century Global Society*.

Simon's key initiatives, particularly in economic development and international engagement, reflect her commitment to applying knowledge to benefit society and further the global common good. Simon is a member of the Council on Competitiveness, a nonpartisan, nongovernmental organization working to ensure U.S. prosperity, and serves on the Blue Ribbon Panel on Global Engagement of the American Council on Education (ACE). She serves on the National Higher Education Security Advisory Board, a group of presidents and chancellors of several prominent U.S. uni-

versities that consults regularly with national agencies responsible for security, intelligence, and law enforcement, and has been named the board's next chairperson.

Simon's resolute commitment to advancing Michigan's economic future has been a hallmark of her presidency. She serves on the board of directors of Prima Civitas, mid-Michigan's economic development foundation; Business Leaders for Michigan; and the Detroit Branch of the Federal Reserve Bank of Chicago. In the area of international engagement, Simon is a member of the executive committee of the Partnership to Cut Hunger and Poverty in Africa.

Research at Michigan State University reflects Simon's commitment to advancing knowledge and improving quality of life in the world. Under her leadership, MSU has expanded its research in, among other areas, biofuels and green energy; medicine and medical technology; physics and rare isotopes; safe water; and agriculture to address world hunger. Through nearly \$500 million annually in externally sponsored research, Simon is ensuring that Michigan State University makes a significant difference in the region, state, nation, and world.

## ATHLETICS DIRECTOR MARK HOLLIS



***"We gather and engage our community to teach, support and celebrate our student-athletes in their quest for excellence."***

This is the vision Mark Hollis has for the Michigan State Athletics Department. A Michigan State graduate and veteran Spartan athletics administrator, Hollis assumed the role of MSU's 18th athletics director on Jan. 1, 2008, succeeding Ron Mason.

Hollis has more than 20 years of athletics administration experience, either at the school or conference level. His well-rounded background has led to his knowledge of all areas within an athletics department, including marketing, financial administration, television negotiations, fund-raising, game operations, facility management, personnel policy, corporate interaction, sports management and public relations.

A 1985 MSU graduate, Hollis returned to his alma mater in 1995. Since then, he has been a critical component of the athletic department executive management staff, helping guide the department through short- and long-range plans. In addition, Hollis is chair of the Division I Amateurism Cabinet, a member of the NCAA's Men's Basketball Issues Committee and a member of the Division I Men's Basketball Committee.

Hollis' leadership guided the Spartans to another excellent year in 2011-12, and he was rewarded for his efforts by being named the 2012 Athletic Director of the Year by Street & Smith's SportsBusiness Journal/Daily.

The 49-year-old Hollis is credited with developing some of college athletics' most innovative events. It was his vision that led to Michigan State playing North Carolina in November 2011 in the first basketball game to be played on the flight deck of an aircraft carrier. In 2003, Hollis was the architect of the "BasketBowl," which established a then-world record crowd of 78,129 who witnessed the Michigan State-Kentucky game at Detroit's Ford Field. The concept, which involves placing the court in the center of a football stadium, has been used at the last four NCAA Final Fours.

In 2001, Hollis helped mastermind the Michigan State-Michigan outdoor hockey game that attracted a then-world record crowd of 74,554 in Spartan Stadium. As a result, the number of outdoor hockey games has steadily increased, and on Jan. 1, 2013, the NHL's Winter Classic comes to state of Michigan with the intent of breaking another attendance record.

On the playing field in 2011-12, Michigan State won three Big Ten Championships (women's cross country, men's basketball and women's golf), bringing the total to 15 conference championships since Hollis was appointed athletics director in 2008. In addition, the Spartan football team won the 2011 Big Ten Legends Division title and played in the inaugural Big Ten Championship Game. Michigan State became bowl eligible for a school-record fifth consecutive year and finished ranked No. 10 in the final USA TODAY Coaches Poll after tying the school single-season record with 11 wins, including a dramatic 33-30 triple-overtime victory over Georgia in the 2012 Outback Bowl.

The men's basketball team captured a share of the conference regular-season championship, won the 2012 Big Ten Tournament title, and advanced to the NCAA Sweet 16 for the 10th time in the last 15 seasons. During Hollis' tenure, MSU has appeared in 15 consecutive NCAA Tournaments – the longest current streak among Big Ten schools and the third longest in the nation.

Often recognized for thinking outside the box, Hollis raised some eyebrows when he hired former CCHA Commissioner Tom Anastos as hockey coach in March 2011. In his first year behind the bench, Anastos led the Spartans to their first NCAA Tournament appearance since 2008.

Overall, nine sports participated in their respective team NCAA Championships, while individuals competed in five more NCAA Championships. The Spartan volleyball team advanced to the second round of the NCAA Tournament for the first time since 2007, while the women's basketball team earned its fourth-straight trip to the NCAA Tournament. The women's cross country team placed 16th in the NCAA Championships – its best finish since 2008 – and the women's golf team reached the NCAA Championships for the eighth time in the past 13 years. Thirty-one members of the MSU track and field qualified for the NCAA Regionals, with seven advancing to the NCAA Championships. In addition, the women's rowing team made its 14th appearance in the 15-year history of the NCAA Rowing Championships and the baseball team earned a bid to the NCAA Tournament for the first time since 1979. The Spartans finished 34th overall in the 2011-12 Learfield Sports Directors' Cup standings.

During his tenure, Michigan State student-athletes have excelled not only in competition, but in the classroom as well. In the spring of 2012, the athletics department posted the highest grade-point average in program history with a 3.0644. It marks the third consecutive semester that student-athletes have posted better than a 3.0 cumulative GPA. The department also set another benchmark as 17 teams achieved a 3.0 or higher term GPA during the spring semester. Additionally, 241 student-athletes earned Academic All-Big Ten honors throughout the academic year, including 57 Big Ten Distinguished Scholars (min. 3.7 GPA).

Spartan athletic facilities have been upgraded at an unprecedented rate the past decade, and will only continue to improve under Hollis. This season, Spartan Stadium will have a remarkably different look with the addition of new scoreboards, giving Michigan State one of the top video board systems in the nation. The \$10 million project features a 130-foot tall structure in the south end zone with a 5,300-square-foot video board; the previous board, which was installed in 1998, was only 567-square feet. There are two video boards in the north end zone, each measuring 1,750-square feet, in addition to a 4,500-square-foot LED ring (450 feet long and 10 feet high). The combined total for the south and north video boards is 13,300-square feet.



# ATHLETICS DIRECTOR MARK HOLLIS



The Spartans moved into one of the nation's finest football facilities in August 2008, as a \$15 million expansion and renovation project for the Duffy Daugherty Football Building was completed. MSU alumni Robert and Julie Skandalaris of Bloomfield Hills, Mich., donated \$5 million as the lead gift for the facility expansion and upgrade. The Skandalaris Football Center includes new team, staff and position meeting rooms, coaches' offices and a hall of history. In addition, an expanded weight room was finished in September 2008 that increased the facility in size from 9,000 to 16,500-square feet.

Also in 2008, the men's and women's soccer programs opened DeMartin Stadium, a state-of-the-art 2,500-seat facility that enables MSU to host conference and national tournaments. The baseball program played its inaugural season in McLane Baseball Stadium in 2009 following a \$4 million donation to the 2,500-seat ballpark by former Houston Astros owner Drayton McLane Jr. In 2011, with the help of a \$1 million gift by alumnus Ambassador Peter F. Secchia – the largest cash (outright) gift received by an MSU women's intercollegiate sports program – Secchia Stadium, a 1,100-seat facility located at Old College Field, opened for the softball program.

In 2010-11, Michigan State had a record-setting year, winning five Big Ten Championships – the most in department history. The football team won a school-record 11 games and claimed the program's seventh Big Ten Championship en route to participating in the 2011 Capital One Bowl. The baseball team won its first Big Ten title since 1979, while the women's cross country, women's basketball and women's golf teams also won conference championships.

In 2009-10, the men's basketball team advanced to the Final Four for the sixth time in the last 12 years and won its second-straight Big Ten regular-season title, field hockey captured both the Big Ten regular-season and tournament championships, and the football team appeared in its third-straight bowl game.

One of Hollis' major goals upon becoming athletics director was accomplished in 2010 when he unveiled the new brand and identity program for the athletics department. All of Michigan State's uniforms now incorporate consistent use of colors, logos, lettering and numerals along with standardization for logos. Throughout the project, equal attention was devoted to maintaining an appreciation for the traditions of the past, while positioning the athletics program for the future. The brand and identity program for Michigan State Athletics was a result of nearly a two-year collaborative effort between the athletics department and Nike that included input from university and athletic administration, coaches and student-athletes. Michigan State was also selected to participate

in the 2011 Nike Football Pro Combat system of uniforms, which the Spartans wore during their victory over Michigan on Oct. 15.

In Hollis' first full season as athletics director in 2008-09, Michigan State enjoyed one of its most successful years of the decade with a 27th-place finish in the Directors' Cup, the best showing for the department since 2003 and the third highest in the department's history. Ten teams earned bids to their respective NCAA Championships, led by men's basketball, which reached the national title game against North Carolina while also winning the Big Ten regular-season championship.

Hollis was named athletics director-designate on Sept. 12, 2007, and teamed with Mason in the transition throughout the fall of 2007. Prior to his official appointment as athletics director, Hollis played a lead role in two significant head coaching searches during the 2006-07 year. He spearheaded the effort to hire Mark Dantonio as football coach, which has resulted in five consecutive bowl appearances for the program and a Big Ten Championship in 2010. He also provided major assistance in the hiring of women's basketball coach Suzy Merchant in the spring of 2007, who led the Spartans to the Sweet 16 in 2009 and has brought MSU to four-straight NCAA Tournaments. Hollis' first hire as athletics director arrived on July 2, 2008, when he tabbed Jake Boss Jr. to direct the Spartan baseball program; in just three seasons, Boss won a Big Ten title in 2011, the first for the program in 32 years, then followed in 2012 by guiding MSU to the NCAA Tournament.

As a senior associate athletics director, Hollis oversaw all external relations for the MSU athletics department, including marketing and promotions, community relations, special event fund-raising, sports information, ticket operations, spirit groups, broadcast services and corporate sponsorships. In 2002, Hollis was named recipient of the National Marketer of the Year Award as selected by the National Association of Collegiate Marketing Administrators (NACMA).

On Oct. 13, 2005, Michigan State University and WJR - 760 AM announced a five-year agreement to carry Spartan football and men's basketball games, along with coaches' radio shows. The successful partnership led to the announcement on Jan. 19, 2010, of a 10-year extension through 2020. Hollis played a leading role in finding MSU athletics a home on the 50,000-watt Detroit radio station, known as the "Great Voice of the Great Lakes." The agreement has benefited more than just athletics as WJR regularly promotes the academic accomplishments of the university in addition to broadcasting sporting events.

Prior to returning to Michigan State, Hollis spent two years at the University of Pittsburgh as assistant and associate athletic director. Before his stint at Pitt, Hollis worked for the Western Athletic Conference. He joined the WAC as an administrative assistant immediately after college. Two years later, he was appointed assistant to the commissioner and soon thereafter was promoted to assistant commissioner.

Hollis earned his Bachelor of Arts degree in communication from Michigan State in 1985, where he served as a basketball team manager under Jud Heathcote. In 1992, he earned his MBA in business administration from the University of Colorado.

He and his wife Nancy, have a daughter, Katy, and two sons, T.R. and Michael.



## BRESLIN CENTER INFORMATION

The Jack Breslin Student Events Center, one of the premier facilities in the country, serves as home to the Michigan State Spartans. Opened in November of 1989, it seats 14,797 for basketball.

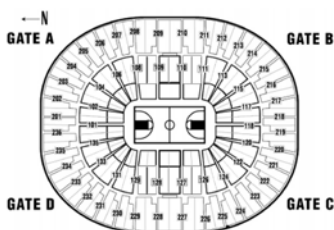
The \$43-million facility is named in honor of "Mr. MSU," Jack Breslin, who prior to his death in August of 1988, was a senior consultant to former MSU President Dr. John DiBaggio. Breslin was the captain and most valuable player of the 1945 football team. He also earned varsity letters in baseball and basketball and was the 1946 senior class president. He worked for the university for more than 30 years, serving since 1969 as vice president for administration and public affairs before retiring in 1986.

**\* The Breslin Center has been sold out for 226 straight regular-season games entering the 2012-13 season.**

**\* Seventeen of the 18 NCAA Champions since 1995 have played a game at the Breslin Center during Tom Izzo's head coaching career.**

**\* From 1998-2002, the Spartans won 53 straight games at the Breslin Center establishing a Big Ten record.**

**\* Entering the 2012-13 season, the Spartans are 237-30 (.888) at Breslin Center under Tom Izzo.**



## BRESLIN CENTER YEAR-BY-YEAR

Year	Overall		Big Ten		Total	
	W-L	Pct.	W-L	Pct.	Attendance	Average
1989-90	14-2	.875	8-1	.889	237,720	14,858
1990-91	12-2	.857	7-2	.778	209,066	14,933
1991-92	13-2	.867	7-2	.778	217,957	14,530
1992-93	9-5	.643	4-5	.444	207,423	14,816
1993-94	12-3	.800	7-2	.778	205,264	13,684
1994-95	14-1	.933	8-1	.889	236,627	14,789
1995-96	10-5	.667	6-3	.667	199,659	13,311
1996-97	13-4	.765	6-3	.667	222,858	13,109
1997-98	12-3	.800	7-1	.875	208,694	13,913
1998-99	14-0	1.000	8-0	1.000	204,272	14,591
1999-2000	14-0	1.000	8-0	1.000	205,226	14,659
2000-01	16-0	1.000	8-0	1.000	236,144	14,759
2001-02	15-2	.882	6-2	.750	250,903	14,759
2002-03	14-2	.875	8-0	1.000	236,144	14,759
2003-04	12-2	.857	7-1	.875	206,626	14,759
2004-05	14-1	.933	7-1	.875	221,385	14,759
2005-06	12-2	.857	6-2	.750	206,626	14,759
2006-07	18-1	.947	7-1	.875	280,421	14,759
2007-08	17-0	1.000	9-0	1.000	250,903	14,759
2008-09	12-2	.857	7-2	.778	206,626	14,759
2009-10	15-2	.882	7-2	.778	250,903	14,759
2010-11	12-3	.800	7-2	.778	221,955	14,797
2011-12	17-1	.944	8-1	.889	266,346	14,797
<b>Totals</b>	<b>311-45</b>	<b>.874</b>	<b>163-34</b>	<b>.827</b>	<b>5,189,748</b>	<b>14,578</b>



# MEDIA INFORMATION



## Working Facilities

Michigan State's working facilities, with work space and seating for writers and electronic media, are located courtside of the Jack Breslin Student Events Center and can be reached by the stairway from the ticket lobby entrance on the south end of the building. In addition, there is media seating on platform 113 on the concourse level. The Breslin Center is located at the corner of Kalamazoo and Harrison Streets. The media work room is located on the west side of the building at arena level.

## Press Credentials

All requests for working press, photo and broadcast credentials for Michigan State's 2012-13 home basketball games should be submitted online. Please contact athletic communications office assistant Paulette Martis at (517) 355-2271 for the URL. Upon approval, all credentials will either be mailed out, held at the front desk of the Kellogg Center (located on Harrison Road between Michigan and Kalamazoo) or held at the media table located in the Breslin Center ticket office lobby.

## Radio & Television

Origination for television is located at press row on the west side of the court. Production trucks can enter the facility through the tunnel at the south end of the building after contacting Rick Church at (517) 353-8608. School radio originations are located at the scorer's table. Due to a lack of courtside space, national radio broadcasts will originate from the mezzanine level.

## Photographers

Photographers can work from either baseline while observing the limitation markings at the end of the floor. For all games, floor spaces will be assigned by the athletic communications office.

## Parking

Windshield passes admitting cars to the arena parking lots may be purchased upon request and availability. Media parking will be in the Breslin Center lot, Jenison Field House, or the lot on the southwest corner of Kalamazoo Road and Harrison Road. Media should enter the Breslin Center parking lot from Harrison Road.

## Internet Access

Wireless Internet is available for the working media in the Breslin Center media work room and at courtside. The wireless password will be displayed in the media work room. Ethernet connections are also available at selected seats in the media work room.

## Services

Programs, game notes and other relevant information will be supplied to working media. Play-by-play sheets and box scores are provided after each half. Statistics, coaches' quotes and post-game notes are available after the game.

## MSU On The Internet

Visit the official Michigan State Athletics home page on the Internet at [www.msuspartans.com](http://www.msuspartans.com). The latest Spartan basketball game notes can be found in Adobe PDF format. The site also offers up-to-date information on all of MSU's 25 varsity sports, including schedules and results, player and coach biographies.

## Postgame Interviews

Coach Izzo and the visiting head coach will hold a press conference following the game in the media work room. MSU players will be made available to the media following the game in the Spartan locker room.

## Pro Scouts

Due to space constraints, MSU does not provide media seating for professional scouts. However, scouts may secure single-game tickets for Spartan home games through Beth Martinez in the MSU Basketball Office at (517) 355-1643. In addition, scouts will be provided game notes, stats, box scores and rosters.

## Press Conference

A weekly press conference with coach Tom Izzo and women's basketball coach Suzy Merchant is held during the season on Mondays at 11:30 a.m. Contact the athletic communications office for the location.

## Interviews

Media wishing to set up appointments with Tom Izzo should contact men's basketball SID Matt Larson. Mornings are Izzo's best time for interviews. All interviews with players must be arranged through the athletic communications office. No interviews may be conducted with a Spartan player on the day of a game. Player interviews are arranged post-practice on selected days.

## NCAA Credentials

According to NCAA regulations, media wishing to be credentialed for the 2013 NCAA Tournament through Michigan State must attend 90 percent of Spartan home games.

## ATHLETIC COMMUNICATIONS

**Breslin Center, Room Z-22**

**534 Birch Road**

**East Lansing, Mich. 48824-1003**

**Phone: (517) 355-2271**



**JOHN LEWANDOWSKI**

Assoc. A.D./Communication  
[lewski@ath.msu.edu](mailto:lewski@ath.msu.edu)



**MATT LARSON**

New Media Director  
Men's Basketball Contact  
[larson@ath.msu.edu](mailto:larson@ath.msu.edu)

Jamie Baldwin - Ath. Comm. Dir.  
Ben Phlegar - Asst. Dir.  
Jim Donatelli - Asst. Dir.  
Bob Armstrong - Video Prod.  
Nick Baker - Video Prod.  
David Diffenderfer - Video Prod.  
Dave Ellis - Video Prod.

Jake Huber - Video Prod.  
Bernie Rosendahl - Web Mgr.  
Paulette Martis - Office Asst.  
Nick McWherter - Intern  
Rachel English - Grad. Asst.  
Aimee Dulebohn - Staff Asst.  
Ryan McPhail - Video Intern



**@msu\_basketball**



**Michigan State Spartans**

## SPARTAN SPORTS NETWORK



For the 13th-consecutive season, the Spartan Sports Network (Holt, Mich.) will produce and distribute basketball broadcasts on 32 affiliates throughout the state, including flagship station WJIM Radio (AM 1240) and WMMQ (FM 94.9) in Lansing, WJR Radio (AM 760) in Detroit and WBBL Radio (FM 107.3) in Grand Rapids.

Providing commentary on Spartan radio broadcasts for the 27th straight year is the venerable Gus Ganakas. Ganakas is no stranger to MSU basketball fans, having retired in 2000 after 36 years of service to the University. Gus was the head coach of the Spartan program from 1969-70 through 1975-76 after serving as an assistant under John Benington the three previous years. From 1976-98, he served as assistant athletics director. From 1998-2000, Ganakas served as special assistant to head coach Tom Izzo, directing the activities surrounding MSU Basketball's Centennial in 1998-99.

Will Tieman is in his 11th-straight season as the play-by-play voice of the Spartans in 2012-13 after serving in that capacity from 1992-96. The 2012 recipient of the prestigious Ty Tyson award presented by the Detroit Sports Broadcasters Association, Tieman began his play-by-play career in 1970 as the voice of Miami (Ohio) University. His career has spanned radio and television, including the Big Ten Conference Basketball "Game of the Week," Big Ten football and national radio broadcasts of the Citrus Bowl, Motor City Bowl, International Bowl and Blue-Gray All-Star Classic. He has served as a television sports director and hosted numerous syndicated radio series, including the award-winning "This Week in College Basketball." During the season, Tieman hosts a daily three-minute radio series "Time Out with Tom Izzo" featuring MSU head men's basketball coach Tom Izzo. Tieman has received three "Best Network Play-by-Play" awards from the Michigan Association of Broadcasters, and served as president of the DSBA for two years.

Former Spartan Matt Steigenga is in his fifth year providing commentary. Steigenga was a four-year letterwinner at Michigan State, totaling 1,296 points in his Spartan career, ranking 20th in MSU history. He ranks fourth in career blocks (97) and started 123 of the 124 games in which he played, ranking third in MSU history in career games started.

Adam Ruff is in his fifth season as broadcast host, while also serving as producer. Ruff has received 10 awards from the MAB.

In March 2011, the Spartan Sports Network became the most honored radio network in the state of Michigan at the Michigan Association of Broadcasters annual Broadcast Excellence Awards Dinner for the fifth year in a row. The Spartan Sports Network received 10 awards for its programming. In just five years of eligibility, the network has totaled 35 awards for its programming in addition to four awards for commercials.

The Spartan Sports Network reaches over 100 percent of the state's population and covers the state's 10 largest cities and top 10 rated markets.

## 2012-13 NETWORK AFFILIATES

<b>Alma</b>	<b>WQBX-FM 104.9</b>
<b>Alpena</b>	<b>WKJZ-FM 94.9</b>
<b>Ann Arbor</b>	<b>WLBY-AM 1290</b>
<b>Bad Axe</b>	<b>WLEW-AM 1340</b>
<b>Battle Creek</b>	<b>WBCK-FM 95.3</b>
<b>Benton Harbor</b>	<b>WCSY-FM 103.7</b>
<b>Detroit</b>	<b>WJR-AM 760</b>
<b>Escanaba</b>	<b>WUPF-FM 107.3</b>
<b>Flint</b>	<b>WWCK-AM 1570</b>
<b>Gaylord</b>	<b>WMJZ-FM 101.5</b>
<b>Grand Haven</b>	<b>WGHN-FM 92.1</b>
<b>Grand Rapids</b>	<b>WBBL-FM 107.3</b>
<b>Greenville</b>	<b>WGLM-AM 1380</b>
<b>Hastings</b>	<b>WBCH-AM 1220</b>
	<b>WBCH-FM 100.1</b>
<b>Holland</b>	<b>WPNW-AM 1260</b>
	<b>WPNW-FM 96.5</b>
<b>Iron Mountain</b>	<b>WMIQ-AM 1450</b>
<b>Ishpeming</b>	<b>WUPG-FM 96.7</b>
<b>Jackson</b>	<b>WIBM-AM 1450</b>
<b>Kalamazoo</b>	<b>WKZO-AM 590</b>
<b>Lansing</b>	<b>WJIM-AM 1240</b>
	<b>WMMQ-FM 94.9</b>
<b>Ludington</b>	<b>WKLA-AM 1450</b>
<b>Midland</b>	<b>WLUN-FM 100.9</b>
<b>Newberry</b>	<b>WMJT-FM 96.7</b>
<b>Ontonagon</b>	<b>WUPY-FM 101.1</b>
<b>Petoskey</b>	<b>WJML-AM 1110</b>
<b>Port Huron</b>	<b>WPHM-AM 1380</b>
<b>Saginaw</b>	<b>WNEM-AM 1250</b>
<b>Tawas City</b>	<b>WQLB-FM 103.3</b>
<b>Traverse City</b>	<b>WLDR-FM 101.9</b>

\* Sirius/XM Radio

\* Streaming at [www.spartansportsnetwork.com](http://www.spartansportsnetwork.com)

## The Tom Izzo Show

The Spartan Sports Network will produce and distribute Tom Izzo's weekly radio show Monday nights from 7-8 p.m. The Spartan Sports Network, featuring 32 affiliates throughout the state, will broadcast the show from the Reno's East Side Sportsbar & Grill (1310 Abbott Road) in East Lansing. Coach Izzo provides an in-depth look at the Michigan State basketball program, and is joined by host Will Tieman and analyst Gus Ganakas.

## Spartan Basketball All-Access

"Spartan Basketball All-Access" provides fans with a behind-the-scenes, inside look at the Michigan State men's basketball program. The show will take viewers into the film room, the practice court, the post-game locker room, and on the road with the Spartans. "Spartan Basketball All-Access" will debut Mondays on FOX Sports Detroit, with re-airs throughout the week. In 2011, "Spartan Basketball All-Access" earned a Best in Category Award in Network TV for Mini-Documentary or Series from the Michigan Association of Broadcasters. Jacob Huber serves as producer/director.



## *Top Ten Things You Should Know About BTN*

**1. BTN IS A NATIONAL NETWORK:** All BTN events are televised to a national audience, with BTN available to more than 90 million homes in the US and Canada and 20 countries internationally.

**2. EVENTS MORE THAN DOUBLED:** BTN is planning to air more than 900 HD events across all platforms in the 2012-13, as well as original programming, studio shows and classic games. In 2007-08 (BTN's first year), BTN aired more than 400 live events as well as studio shows, original programming, classic games and coaches' shows.

**3. SEE EXTRA GAMES:** BTN uses "Extra Football Game Channels" to televise BTN football games occurring at the same time so fans can see the game they most want to watch regardless of where they live.

**4. TAKE BTN WITH YOU:** BTN subscribers whose providers offer BTN2Go, the 24/7 BTN simulcast, can access BTN anywhere, anytime via tablets, smartphones, and PCs along with on-demand access to BTN's deep archive of games and original programming and Extra Football Game Channels.

**5. FULL DIGITAL ACCESS:** Since launch, BTN has possessed the digital rights to all home events, and through the complete aggregation of each Big Ten university's digital content, BTN launched the Big Ten Digital Network in 2011, streaming hundreds of live events that are not televised on BTN.

**6. DEDICATED TO WOMEN'S SPORTS:** No other network devotes as much to women's sports as BTN. The network schedule annually features over 400 women's events. Each week during the academic year, the network airs the Big Ten Women's Sports Report, a program dedicated exclusively to the highlights and accomplishments of female Big Ten student-athletes.

**7. ON-THE-JOB EXPERIENCE:** BTN has provided hundreds of students an opportunity to participate in live sports production through Student U. Since 2009, Big Ten students on each campus have produced and announced hundreds of events, offering them a unique opportunity to gain real-world experience and for the network to train the production stars of tomorrow.

**8. EXCELLENCE ACKNOWLEDGED:** BTN has earned two Sports Emmy nominations for The Journey: Big Ten Basketball, and was also recognized with its first Edward R. Murrow Award in the category of excellence in sports reporting for its feature story on Brock Mealer.

**9. WHO GETS BTN? MILLIONS OF FANS:** BTN had virtually full distribution on expanded basic or equivalent level of service in its eight (now nine) Big Ten states by the start of the football season in 2008. (In terms of BTN's largest providers, Comcast came on board in June 2008, with Time Warner, Mediacom and Charter launching the network in late August 2008.) BTN currently has agreements with more than 300 affiliates.

**10. LIVING BIG, GIVING BACK:** BTNLive Big is a pro-social initiative that encourages Big Ten fans to act, serve and inspire through a television series that profiles alumni, students and supporters who are "living big" through their service to others. BTNLiveBig.com helps connect fans with causes they're passionate about.

## **BIG** *Honoring Legends Building Leaders*

The mission of the Big Ten Conference has always been to excel athletically without compromising the priority our member institutions assign to their academic standards and to their commitment to student academic success. We seek to celebrate the many accomplishments of Big Ten Student athletes while continuously reinforcing each of our member institutions' high academic standards. Striking that important balance between academic and athletics is integral to the Big Ten's identity, and the Big Ten's "Honoring Legends. Building Leaders." campaign links directly to the Big Ten mission.

### Legends

A respectful acknowledgement of the countless Olympians, All-Americans and coaching icons that have been a part of Big Ten athletics for more than 115 years.

### Leaders

A hopeful and aspirational acknowledgment that we believe the college athletics experience helps to develop the characteristics that Big Ten student-athletes will need to become leaders for the rest of their lives - in their homes, jobs and in their communities.

**\* The Big Ten Conference has led the nation in men's basketball attendance for 36 straight years.**



# COMPOSITE SCHEDULE

## December

- 31 Michigan St. at Minnesota-2 p.m.  
Indiana at Iowa-4 p.m.

## January

- 2 Nebraska at Ohio State-6:30 p.m.  
Illinois at Purdue-8:30 p.m.  
3 Penn State at Wisconsin-TBD  
Michigan at Northwestern-7 p.m.  
5 Purdue at Michigan-St.-Noon  
Ohio State at Illinois -2:15 p.m.  
6 Iowa at Michigan-TBD  
Northwestern at Minnesota-TBD  
Wisconsin at Nebraska-TBD  
7 Indiana at Penn State-7 p.m.  
8 Ohio State at Purdue-9 p.m.  
9 Nebraska at Michigan-7 p.m.  
Nebraska at Illinois-9 p.m.  
10 Michigan State at Iowa-7 p.m.  
Northwestern at Penn St.-8 p.m.  
12 Minnesota at Indiana-Noon  
Illinois at Wisconsin-2:15 p.m.  
13 Michigan at Ohio State-TBD  
Iowa at Northwestern-5:30 p.m.  
Nebraska at Michigan-St.-TBD  
Penn State at Purdue-TBD  
15 Wisconsin at Indiana-9 p.m.  
16 Michigan St. at Penn St.-7 p.m.  
Purdue at Nebraska-9 p.m.  
17 Michigan at Minnesota-7 p.m.  
Northwestern at Illinois-8:15 p.m.  
19 Nebraska at Penn St.-1 p.m.  
Ohio St. at Michigan-St-6 p.m.  
Wisconsin at Iowa-8 p.m.  
20 Indiana at Northwestern-1 p.m.  
22 Iowa at Ohio State-6:30 p.m.  
Michigan St. at Wisconsin-7 p.m.  
Illinois at Nebraska-8:30 p.m.  
23 Penn State at Indiana-7 p.m.  
Minnesota at Northwestern-9 p.m.  
24 Purdue at Michigan-7 p.m.  
26 Ohio St. at Penn St.-Noon  
Minnesota at Wisconsin-2 p.m.  
Northwestern at Nebraska-3 p.m.  
27 Michigan St. at Indiana-1 p.m.  
Iowa at Purdue-3:30 p.m.  
Michigan at Illinois-6 p.m.  
29 Wisconsin at Ohio State-7 p.m.  
Nebraska at Minnesota-9 p.m.  
30 Northwestern at Michigan-6:30 p.m.  
Indiana at Purdue-8:30 p.m.  
31 Illinois at Michigan-St-7 p.m.  
Penn State at Iowa-8 p.m.

## February

- 2 Purdue at Northwestern-Noon  
Ohio State at Nebraska-7 p.m.  
Michigan at Indiana-9 p.m.  
3 Iowa at Minnesota-1 p.m.  
Wisconsin at Illinois-3:30 p.m.  
5 Purdue at Penn State-7 p.m.  
Ohio State at Michigan-9 p.m.  
6 Minnesota at Michigan-St-7 p.m.  
Iowa at Wisconsin-9 p.m.  
7 Indiana at Illinois-7 p.m.

- 9 Michigan at Wisconsin-Noon  
Northwestern at Iowa-4:30 p.m.  
Michigan St. at Purdue-7 p.m.  
Penn State at Nebraska-9 p.m.  
10 Indiana at Ohio State-1 p.m.  
Illinois at Minnesota-6 p.m.  
12 Michigan at Michigan-St-9 p.m.  
13 Nebraska at Indiana-7 p.m.  
Purdue at Illinois-9 p.m.  
14 Northwestern at Ohio St-7 p.m.  
Wisconsin at Minnesota-7 p.m.  
Iowa at Penn State-9 p.m.  
16 Purdue at Indiana-2 p.m.  
Michigan St. at Nebraska-8 p.m.  
17 Penn State at Michigan-Noon  
Ohio State at Wisconsin-1 p.m.  
Minnesota at Iowa-2 p.m.  
Illinois at Northwestern-7:30 p.m.  
19 Indiana at Michigan-St-7 p.m.  
20 Minnesota at Ohio St-7 p.m.  
Wisconsin at Northwestern-9 p.m.  
21 Penn State at Illinois-8:15 p.m.  
Iowa at Nebraska-9 p.m.  
24 Illinois at Michigan-TBD  
Michigan St. at Ohio St-TBD  
Northwestern at Purdue-TBD  
26 Indiana at Minnesota-7 p.m.  
Nebraska at Wisconsin-9 p.m.  
27 Michigan at Penn St.-6:30 p.m.  
Purdue at Iowa-8:30 p.m.  
28 Ohio St. at Northwestern-7 p.m.

## March

- 2 Nebraska at Illinois-TBD  
Iowa at Indiana-TBD  
2/3 Penn St. at Minnesota-TBD  
Purdue at Wisconsin-TBD  
Michigan St. at Michigan-TBD  
5 Illinois at Iowa-7 p.m.  
Ohio State at Indiana-TBD  
6 Michigan at Purdue-7 p.m.  
Minnesota at Nebraska-9 p.m.  
7 Penn St. at Northwestern-7 p.m.  
Wisconsin at Michigan-St-9 p.m.  
9 Minnesota at Purdue-Noon  
Nebraska at Iowa-2:15 p.m.  
10 Wisconsin at Penn State-Noon  
Illinois at Ohio State-TBD  
Indiana at Michigan-TBD  
Northwestern at Michigan-St-TBD



**Final Four**  
Atlanta, Georgia  
Georgia Dome  
Georgia Tech (Host)  
April 6 & 8

## 2013 BIG TEN MEN'S BASKETBALL TOURNAMENT



## 2013 NCAA TOURNAMENT

### First Round

Dayton, Ohio  
University of Dayton Arena  
University of Dayton (Host)  
March 19 & 20

### Second/Third Rounds

Auburn Hills, Michigan  
The Palace of Auburn Hills  
Oakland University (Host)  
March 21 & 23

Lexington, Kentucky  
Rupp Arena  
University of Kentucky (Host)  
March 21 & 23

Salt Lake City, Utah  
Energy Solutions Arena  
University of Utah (Host)  
March 21 & 23

San Jose, California  
HP Pavilion  
West Coast Conference (Host)  
March 21 & 23

### Regionals

**East Regional**  
Washington, D.C.  
Verizon Center  
Georgetown University (Host)  
March 28 & 30

**West Regional**  
Los Angeles, California  
Staples Center  
Pepperdine University (Host)  
March 28 & 30

Austin, Texas  
Frank Erwin Center  
University of Texas (Host)  
March 22 & 24

Dayton, Ohio  
University of Dayton Arena  
University of Dayton (Host)  
March 22 & 24

Kansas City, Missouri  
Sprint Center  
Missouri Valley Conference (Host)  
March 22 & 24

Philadelphia, Pennsylvania  
Wells Fargo Center  
Temple University (Host)  
March 22 & 24

### South Regional

Arlington, Texas  
Cowboys Stadium  
Big 12 Conference (Host)  
March 29 & 31

### Midwest Regional

Indianapolis, Indiana  
Lucas Oil Stadium  
Butler/IUPUI/ Horizon League (Hosts)  
March 29 & 31

# OPPONENT INFORMATION



## ARKANSAS PINE BLUFF

[www.uapblionsroar.com](http://www.uapblionsroar.com)

Dec. 5, 2012 @ 8 p.m. East Lansing  
Head Coach: George Ivory (49-80 overall)  
Basketball SID: Edrin Nicholson  
nicholsone@uapb.edu (870) 575-7949

## CONNECTICUT

[www.uconnhuskies.com](http://www.uconnhuskies.com)

Nov. 9, 2012 @ 5:30 p.m. Ramstein AB, Germany  
Head Coach: Kevin Ollie (First season)  
Basketball SID: Phil Chardis  
philip.chardis@uconn.edu (860) 486-3531

## IOWA

[www.hawkeyesports.com](http://www.hawkeyesports.com)

Jan. 10, 2013 @ 7 p.m. Iowa City, Iowa  
Head Coach: Fran McCaffery (280-214 overall)  
Basketball SID: Matthew Weitzel  
matthew-weitzel@uiowa.edu (319) 355-9411

## LOYOLA

[www.loyolaramblers.com](http://www.loyolaramblers.com)

Dec. 8, 2012 @ 2 p.m. East Lansing  
Head Coach: Porter Moser (112-124 overall)  
Basketball SID: Bill Behrms  
bbehms@luc.edu (773) 508-2575

## MINNESOTA

[www.gophersports.com](http://www.gophersports.com)

Dec. 31, 2012 @ 2 p.m. Minneapolis, Minn.  
Feb. 6, 2013 @ 7 p.m. East Lansing  
Head Coach: Tubby Smith (490-213 overall)  
Basketball SID: Matt Slieter  
slieter@umn.edu (612) 625-4389

## NORTHWESTERN

[www.nusports.com](http://www.nusports.com)

March 10, 2013 @ TBA East Lansing  
Head Coach: Bill Carmody (271-216 overall)  
Basketball SID: Nick Brilowski  
brilowski@northwestern.edu (847) 467-3831

## PENN STATE

[www.gopsusports.com](http://www.gopsusports.com)

Jan. 16, 2013 @ 7 p.m. University Park, Pa.  
Head Coach: Patrick Chambers (54-48 overall)  
Basketball SID: Brian Siegrist  
tbs1@psu.edu (814) 865-1757

## TEXAS SOUTHERN

[www.tsuaball.com](http://www.tsuaball.com)

Nov. 18, 2012 @ 12 p.m. East Lansing  
Head Coach: Mike Davis (237-152 overall)  
Basketball SID: Andrew Roberts  
robertsal@tsu.edu (713) 313-6829

## BOISE STATE

[www.broncosports.com](http://www.broncosports.com)

Nov. 20, 2012 @ 8 p.m. East Lansing  
Head Coach: Leon Rice (35-30 overall)  
Basketball SID: Joe Nickell  
joenickell@boisestate.edu (208) 426-3868

## ILLINOIS

[www.fightingillini.com](http://www.fightingillini.com)

Jan. 31, 2013 @ 7 p.m. East Lansing  
Head Coach: John Groce (85-56 overall)  
Basketball SID: Derrick Burson  
burson@illinois.edu (217) 333-1391

## KANSAS

[www.kuathletics.com](http://www.kuathletics.com)

Nov. 13, 2012 @ 7 p.m. Atlanta, Ga.  
Head Coach: Bill Self (476-158 overall)  
Basketball SID: Chirs Theisen  
theisen@ku.edu (785) 864-3417

## MIAMI

[www.hurricanesports.com](http://www.hurricanesports.com)

Nov. 28, 2012 @ 7:30 p.m. Miami, Fla.  
Head Coach: Jim Larranaga (490-347 overall)  
Basketball SID: Amy Woodruff  
A.Woodruff@miami.edu (305) 284-3241

## NEBRASKA

[www.huskies.com](http://www.huskies.com)

Jan. 13, 2013 @ TBD East Lansing  
Feb. 16, 2013 @ 8 p.m. Lincoln  
Head Coach: Tim Miles (283-220 overall)  
Basketball SID: Shamus McKnight  
smcknight@huskers.com (402) 472-7772

## OAKLAND

[www.ougrizzlies.com](http://www.ougrizzlies.com)

Nov. 23, 2012 @ 8:15 p.m. East Lansing  
Head Coach: Greg Kampe (490-349 overall)  
Basketball SID: Scott MacDonald  
macdona2@oakland.edu (248) 370-4008

## PURDUE

[www.purduesports.com](http://www.purduesports.com)

Jan. 5, 2013 @ 12 p.m. East Lansing  
Feb. 9, 2013 @ 7 p.m. West Lafayette, Ind.  
Head Coach: Matt Painter (185-82 overall)  
Basketball SID: Cory Walton  
cdwalton@purdue.edu (765) 494-3201

## TUSKEGEE

[athletics.tuskegee.edu](http://athletics.tuskegee.edu)

Dec. 15, 2012 @ 9 p.m. East Lansing (Jenison)  
Head Coach: Leon Douglas (117-114 overall)  
Basketball SID: Michael Stewart  
stewartm@mytu.tuskegee.edu (334) 727-8150

## BOWLING GREEN

[www.bgsufalcons.com](http://www.bgsufalcons.com)

Dec. 18, 2012 @ 7 p.m. Bowling Green, Ohio  
Head Coach: Louis Orr (176-162 overall)  
Basketball SID: Jason Knavel  
jknavel@bgsu.edu (419) 372-7075

## INDIANA

[www.iuhoosiers.com](http://www.iuhoosiers.com)

Jan. 27, 2013 @ 1 p.m. Bloomington, Ind.  
Feb. 19, 2013 @ 7 p.m. East Lansing, Mich.  
Head Coach: Tom Crean (245-171 overall)  
Basketball SID: J.D. Campbell  
jc56@indiana.edu (812) 322-1437

## LOUISIANA

[www.ragincajuns.com](http://www.ragincajuns.com)

Nov. 25, 2012 @ 12 p.m. East Lansing  
Head Coach: Bob Beilin (378-197 overall)  
Basketball SID: Brian McCann  
brian.mccann@louisiana.edu (216) 798-6376

## MICHIGAN

[www.mgoblue.com](http://www.mgoblue.com)

Feb. 12, 2013 @ 8 p.m. East Lansing  
March 2/3, 2013 @ TBA Ann Arbor, Mich.  
Head Coach: John Beilein (642-395 overall)  
Basketball SID: Tom Wywrot  
twywrot@umich.edu (734) 647-1268

## NICHOLLS STATE

[www.geauxcolonels.com](http://www.geauxcolonels.com)

Dec. 1, 2012 @ 12 p.m. East Lansing  
Head Coach: J.P. Piper (88-143 overall)  
Basketball SID: Clyde Verdin  
Clyde.Verdin@nicholls.edu (985) 448-4282

## OHIO STATE

[www.ohiostatebuckeyes.com](http://www.ohiostatebuckeyes.com)

Jan. 19, 2013 @ 6 p.m. East Lansing  
Feb. 24, 2013 @ TBA Columbus  
Head Coach: Thad Matta (323-96 overall)  
Basketball SID: Dan Wallenberg  
wallenberg.1@osu.edu (614) 292-6861

## TEXAS

[www.texasports.com](http://www.texasports.com)

Dec. 22, 2012 @ 2 p.m. East Lansing  
Head Coach: Rick Barnes (544-271 overall)  
Basketball SID: Scott McConnell  
scott.mcconnell@athletics.utexas.edu (512) 471-1345

## WISCONSIN

[www.uwbadgers.com](http://www.uwbadgers.com)

Jan. 22, 2013 @ 7 p.m. Madison, Wis.  
March 7, 2013 @ 9 p.m. East Lansing  
Head Coach: Bo Ryan (651-204 overall)  
Basketball SID: Patrick Herb  
pah@athletics.wisc.edu (608) 890-2477



# TV/RADIO ROSTER



**#0**  
**Russell Byrd**  
G, 6-7, R-So.  
Ft. Wayne, Ind.  
Blackhawk Christian



**#2**  
**Alex Gauna**  
F, 6-9, R-So.  
Eaton Rapids, Mich.  
Eaton Rapids



**#3**  
**Brandon Kearney**  
G, 6-5, So.  
Detroit, Mich.  
Southeastern



**#5**  
**Adreian Payne**  
C, 6-10, Jr.  
Dayton, Ohio  
Jefferson Township



**#10**  
**Matt Costello**  
F, 6-9, Fr.  
Bay City, Mich.  
Bay City Western



**#11**  
**Keith Appling**  
G, 6-1, Jr.  
Detroit, Mich.  
Pershing



**#14**  
**Gary Harris**  
G, 6-4, Fr.  
Fishers, Ind.  
Hamilton Southeastern



**#15**  
**Keenan Wetzel**  
G, 6-4, R-So.  
Monroe, Mich.  
St. Mary Catholic Central



**#20**  
**Travis Trice**  
G, 6-0, So.  
Huber Heights, Ohio  
Wayne



**#22**  
**Brandon Dawson**  
G, 6-6, So.  
Gary, Ind.  
Lew Wallace



**#25**  
**Derrick Nix**  
C, 6-9, Sr.  
Detroit, Mich.  
Pershing



**#30**  
**Kenny Kaminski**  
F, 6-8, Fr.  
Medina, Ohio  
Medina



**#40**  
**Dan Chapman**  
G, 6-3, Jr.  
Okemos, Mich.  
Okemos



**#41**  
**Colby Wollenman**  
F, 6-7, So.  
Big Horn, Wyo.  
Big Horn



**#45**  
**Denzel Valentine**  
G, 6-5, Fr.  
Lansing, Mich.  
Sexton



**Tom Izzo**  
Head Coach  
18th Season



**Dwayne Stephens**  
Associate Head Coach  
10th Season



**Mike Garland**  
Assistant Coach  
13th Season



**Dane Fife**  
Assistant Coach  
2nd Season

COACHES

2012-13 SPARTANS

2011-12 REVIEW

HISTORY

RECORDS

POSTSEASON

MEDIA INFO