



# MICHIGAN STATE

2013 - 14 SPARTAN BASKETBALL



NATION'S BEST SIX FINAL FOUR APPEARANCES IN 15 YEARS

# TABLE OF CONTENTS/ROSTER



2013-14 Schedule	4	<b>2012-13 SEASON IN REVIEW</b>	<b>73-98</b>	Year-By-Year Statistics	142-143
<b>COACHING STAFF</b>	<b>5-20</b>	2012-13 Results	74	Yearly Attendance	144
Tom Izzo	6-13	2012-13 Box Scores	75-96	All-Time Coaching Records	145
Dwayne Stephens	14	2012-13 Statistics	97	Year-By-Year Results	146-164
Mike Garland	15	2012-13 Big Ten Recap	98	All-Time Record Vs. Opponents	165-175
Dane Fife	16	<b>HISTORY AND TRADITION</b>	<b>99-118</b>	All-Time Letterwinners	176-180
Pauga/Ferguson/Herner	17	1979 NCAA Champions	100	<b>POSTSEASON HISTORY</b>	<b>181-196</b>
Sawyer/Vorkapich	18	2000 NCAA Champions	101	Big Ten Tournament History	182-183
Support Staff	19	Big Ten Championship Teams	102-103	Big Ten Tournament Records	184
Managers	20	All-Americans	104-108	NCAA Tournament History	185-186
<b>2013-14 SPARTANS</b>	<b>21-60</b>	Retired Jerseys	109	NCAA Tournament Records	187
2013-14 Outlook	22-27	Honors and Awards	110-113	NCAA Tournament Factoids	188
Keith Appling	28-31	Current Spartans In the NBA	114	1957 Final Four	189
Trevor Bohnhoff	32-33	Spartans In The NBA	115	1979 Final Four	190
Russell Byrd	34-35	Spartan NBA Draft Picks	116	1999 Final Four	191
Dan Chapman	36-37	USA Basketball	117	2000 Final Four	192
Matt Costello	38-39	All-Time Captains	118	2001 Final Four	193
Branden Dawson	40-43	<b>SPARTAN RECORDS</b>	<b>119-180</b>	2005 Final Four	194
Alvin Ellis III	44-45	Scoring Records	120-121	2009 Final Four	195
Alex Gauna	46-47	1,000-Point Scorers	122-127	2010 Final Four	196
Gary Harris	48-51	Rebounding Records	128-129	<b>MEDIA INFORMATION</b>	<b>197-207</b>
Kenny Kaminski	52-53	Field-Goal Records	129-130	Board of Trustees/President	198
Adreian Payne	54-57	Free-Throw Records	131-132	Athletics Director Mark Hollis	199-200
Gavin Schilling	58-59	3-Point Field Goal Records	132-133	Breslin Center Information	201
Travis Trice	60-61	Assist/Steal/Block Records	134-135	Media Information	202
Denzel Valentine	62-63	Miscellaneous Records	136	Spartan Sports Network	203
Keenan Wetzel	64-65	Freshman Records	137	BTN/Big Ten Conference	204
Colby Wollenman	66-67	Opponent Records	138	Composite Schedule	205
Game-By-Game Stats	68-72	Breslin Center Records	139	Opponent Information	206
		All-Time Summary	140-141	TV/Radio Roster	207

## 2013-14 MICHIGAN STATE ROSTER

No.	Name	Pos.	Ht.	Wt.	Class	Hometown/High School
0	Russell Byrd	G	6-7	205	R-Jr.	Fort Wayne, Ind./Blackhawk Christian
2	Alex Gauna	F	6-9	250	R-Jr.	Eaton Rapids, Mich./Eaton Rapids
3	Alvin Ellis III	G	6-4	195	Fr.	Matteson, Ill./Chicago De La Salle
5	Adreian Payne	C	6-10	245	Sr.	Dayton, Ohio/Jefferson Township
10	Matt Costello	F	6-9	240	So.	Bay City, Mich./Bay City Western
11	Keith Appling	G	6-1	185	Sr.	Detroit, Mich./Pershing
13	Trevor Bohnhoff	F	6-7	215	So.	Saginaw, Mich./Nouvel
14	Gary Harris	G	6-4	210	So.	Fishers, Ind./Hamilton Southeastern
15	Keenan Wetzel	G	6-4	210	R-Jr.	Monroe, Mich./St. Mary Catholic Central
20	Travis Trice	G	6-0	170	Jr.	Huber Heights, Ohio/Wayne
22	Branden Dawson	G/F	6-6	225	Jr.	Gary, Ind./Lew Wallace
30	Kenny Kaminski	F	6-8	225	R-Fr.	Medina, Ohio/Medina
34	Gavin Schilling	F	6-9	240	Fr.	Chicago, Ill./Findlay Prep (Henderson, Nev.)
40	Dan Chapman	G	6-3	190	Sr.	Okemos, Mich./Okemos
41	Colby Wollenman	F	6-7	225	R-So.	Big Horn, Wyo./Big Horn
45	Denzel Valentine	G	6-5	225	So.	Lansing, Mich./Sexton

**HEAD COACH:** Tom Izzo (19th Year)

**ASSOCIATE HEAD COACH:** Dwayne Stephens (11th Year)

**ASSISTANT COACHES:** Mike Garland (14th Year), Dane Fife (3rd Year)

**DIRECTOR OF BASKETBALL OPERATIONS:** Kevin Pauga

**VIDEO COORDINATOR:** Brett Ferguson

**ASSISTANT VIDEO COORDINATOR:** Doug Herner

**ATHLETIC TRAINER:** Quinton Sawyer

**EQUIPMENT MANAGER:** Dave Pruder

**STRENGTH & CONDITIONING COACH:** Mike Vorkapich

### PRONUNCIATION GUIDE

Trevor Bohnhoff	BON-hoff
Alex Gauna	GOWN-a
Colby Wollenman	WALL-en-munn

## QUICK FACTS

### UNIVERSITY INFORMATION

Location	East Lansing, Mich.
Enrollment	49,300
Founded	1855
Nickname	Spartans
Colors	Green and White
President	Dr. Lou Anna K. Simon
Athletics Director	Mark Hollis
Department Phone	(517) 355-1623
Conference	Big Ten
Arena/Capacity	Breslin Center/14,797
All-Time Record at Breslin	328-46/Since 1989
Press Row Phone	(517) 353-1626
Ticket Office Phone	(517) 355-1610 or 1-800-GO-STATE

### COACHING STAFF

Head Coach	Tom Izzo (Northern Michigan, '77)
MSU Record/Years	439-178/18
Overall Record/Years	439-178/18
Associate Head Coach	Dwayne Stephens (Michigan State, '93)
Assistant Coach	Mike Garland (Northern Michigan, '77)
Assistant Coach	Dane Fife (Indiana, 2002)

Director of Basketball Operations	Kevin Pauga
Video Coordinator	Brett Ferguson
Assistant Video Coordinator	Doug Herner
Basketball Secretaries	Lori Soderberg/Beth Martinez
Equipment Manager	Dave Pruder
Athletic Trainer	Quinton Sawyer
Strength & Conditioning Coach	Mike Vorkapich

Basketball Office Phone	(517) 355-1643
Basketball Office Fax	(517) 432-1018
Basketball Mailing Address	534 Birch Road Room 150 East Lansing, MI 48824

### ATHLETIC COMMUNICATIONS

New Media Director/Basketball Contact	Matt Larson
Office Phone	(517) 355-2271
Office Fax	(517) 353-9636
E-mail	larson@ath.msu.edu
Web Site	msuspartans.com
Mailing Address	534 Birch Road Room Z-22 East Lansing, MI 48824

Radio Network	Spartan Sports Network
Contact Person	Will Tieman
Phone	(517) 699-2200



@msu\_basketball



Michigan State Spartans



MSUSpartanAthletics

### TEAM INFORMATION

2012-13 Overall Record	27-9
2012-13 Home Record	17-1
2012-13 Road Record	6-5
2012-13 Neutral Record	4-3
2012-13 Big Ten Record/Finish	13-5/T-2nd
2012-13 Big Ten Home Record	8-1
2012-13 Big Ten Road Record	5-4
Final 2013 Ranking	ESPN/USA Today - #13; AP - #9
2013 Postseason	NCAA Tournament Sweet 16
Returning Starters	4 (3 G, 1 F)
Letterwinners Returning	11 (8 G, 3 F)
Letterwinners Lost	1 (1 C)

Returners	Keith Appling (Sr., G, 13.4 ppg, 3.3 apg) Gary Harris (So., G, 12.9 ppg, 2.5 rpg) Adreian Payne (Sr., F, 10.5 ppg, 7.6 rpg) Branden Dawson (Jr., G/F, 8.9 ppg, 5.9 rpg) Denzel Valentine (So., G, 5.0 ppg, 4.1 rpg) Travis Trice (So., G, 4.8 ppg, 1.9 apg)
-----------	--

Newcomers	2 (1 G, 1 F) Alvin Ellis III (G, 6-4, 185, Fr., Matteson, Ill.) Gavin Schilling (F, 6-9, 230, Fr., Chicago, Ill.)
-----------	---

### PROGRAM HISTORY

First Season of Competition	1898-99
All-Time Record	1,563-1,039

NCAA Appearances	27
(1957, 1959, 1978, 1979, 1985, 1986, 1990, 1991, 1992, 1994, 1995, 1998, 1999, 2000, 2001, 2002, 2003, 2004, 2005, 2006, 2007, 2008, 2009, 2010, 2011, 2012, 2013)	

Final Four Appearances	8
(1957, 1979, 1999, 2000, 2001, 2005, 2009, 2010)	

NCAA Tournament Record	56-26
NCAA Championships	2 (1979, 2000)

Big Ten Championships	13
(1957, 1959, 1967, 1978, 1979, 1990, 1998, 1999, 2000, 2001, 2009, 2010, 2012)	

Big Ten Tournament Championships	3 (1999, 2000, 2012)
----------------------------------	----------------------

**CREDITS** - The 2013-14 Michigan State Men's Basketball Media Guide is a production of the MSU Athletic Communications Office. Written, compiled and edited by New Media Director Matt Larson. Template and player bio design by Terry Sieting, Traction, Lansing, Mich. Cover designs and additional interior design by Bernie Rosendahl, MSU Athletic Communications. Editorial assistance from Assistant Directors Jim Donatelli and Ben Phlegar and Athletic Communications Intern Aimee Dulebohn. Additional assistance provided by Jeremy Crawford, Macaulie Fritz, Bobby Dorigo Jones, Brock Lewandowski and Jared Unatin. Publication layout by Matt Larson. Photos courtesy of Matthew Mitchell/Matthew Mitchell Photography; Dale Young/Detroit News; Rey Del Rio/Del Rio Images; NBA Photos; Bruce Schwartzman/Schwartzman Sports Photography; USA Basketball. Printing by Foresight Group Inc., Lansing, Mich.

# 2013-14 SCHEDULE



## OCTOBER

Tues.	29	<b>GRAND VALLEY STATE</b> (Exhib.) (BTN.com)	East Lansing, Mich.	7 p.m.
-------	----	--	---------------------	--------

## NOVEMBER

Mon.	4	<b>INDIANA (PA.)</b> (Exhib.) (BTN.com)	East Lansing, Mich.	7 p.m.
Fri.	8	<b>MCNEESE STATE</b> (BTN.com)	East Lansing, Mich.	7 p.m.
Tues.	12	vs. Kentucky (Champions Classic) (ESPN)	Chicago, Ill.	7:30 p.m.
Coaches vs. Cancer Classic				
Fri.	15	<b>COLUMBIA</b> (BTN)	East Lansing, Mich.	9 p.m.
Mon.	18	<b>PORTLAND</b> (BTN)	East Lansing, Mich.	7 p.m.
Fri.	22	vs. Virginia Tech (TruTV)	Brooklyn, N.Y.	9:30 p.m.
Sat.	23	vs. Oklahoma/Seton Hall (TruTV)	Brooklyn, N.Y.	7/9:30 p.m.
Fri.	29	<b>MOUNT ST. MARY'S</b> (BTN)	East Lansing, Mich.	1 p.m.

## DECEMBER

Wed.	4	<b>NORTH CAROLINA</b> (Big Ten/ACC Challenge) (ESPN)	East Lansing, Mich.	9 p.m.
Sat.	14	vs. Oakland (ESPN2)	Auburn Hills, Mich.	4 p.m.
Tues.	17	<b>NORTH FLORIDA</b> (BTN)	East Lansing, Mich.	7 p.m.
Sat.	21	at Texas (CBS)	Austin, Texas	4 p.m.
Sat.	28	<b>NEW ORLEANS</b> (BTN)	East Lansing, Mich.	4:15 p.m.
Tues.	31	at Penn State (BTN)	University Park, Pa.	5 p.m.

## JANUARY

Sat.	4	at Indiana (CBS)	Bloomington, Ind.	2 p.m.
Tues.	7	<b>OHIO STATE</b> (ESPN)	East Lansing, Mich.	9 p.m.
Sat.	11	<b>MINNESOTA</b> (BTN)	East Lansing, Mich.	2:15 p.m.
Wed.	15	at Northwestern (BTN)	Evanston, Ill.	7 p.m.
Sat.	18	at Illinois (BTN)	Champaign, Ill.	8 p.m.
Tues.	21	<b>INDIANA</b> (ESPN)	East Lansing, Mich.	7 p.m.
Sat.	25	<b>MICHIGAN</b> (ESPN)	East Lansing, Mich.	7 p.m.
Tues.	28	at Iowa (ESPN)	Iowa City, Iowa	7 p.m.

## FEBRUARY

Sat.	1	vs. Georgetown (Fox Sports 1)	New York, N.Y.	3 p.m.
Thurs.	6	<b>PENN STATE</b> (ESPN/ESPN2)	East Lansing, Mich.	9 p.m.
Sun.	9	at Wisconsin (CBS)	Madison, Wis.	1 p.m.
Thurs.	13	<b>NORTHWESTERN</b> (BTN)	East Lansing, Mich.	7 p.m.
Sun.	16	<b>NEBRASKA</b> (BTN)	East Lansing, Mich.	3 p.m.
Thurs.	20	at Purdue (ESPN/ESPN2)	West Lafayette, Ind.	7 p.m.
Sun.	23	at Michigan (CBS/BTN)	Ann Arbor, Mich.	12/6 p.m.

## MARCH

Sat.	1	<b>ILLINOIS</b> (ESPN/ESPN2)	East Lansing, Mich.	2 p.m.
Thurs.	6	<b>IOWA</b> (ESPN/ESPN2)	East Lansing, Mich.	9 p.m.
Sun.	9	at Ohio State (BTN/CBS)	Columbus, Ohio	12/4:30 p.m.
Thur.-Sun.	13-16	Big Ten Tournament	Indianapolis, Ind.	
Tues.-Wed.	18-19	NCAA Tournament - First Round		
Thur.-Sun.	20-23	NCAA Tournament - Second & Third Rounds		
Thur.-Sun.	27-30	NCAA Tournament - Regionals		

## APRIL

Sat. & Mon. 5 & 7	NCAA Final Four	Arlington, Texas
-------------------	-----------------	------------------

Home games (**BOLD**) played at the Breslin Center  
 Game times are Eastern Standard Time and subject to change



NATION'S BEST SIX FINAL FOUR APPEARANCES IN 15 YEARS



**COACHING STAFF**

2013-14 MICHIGAN STATE UNIVERSITY BASKETBALL



# HEAD COACH TOM IZZO

## 19th Season at MSU

- \*Eight-Time National Coach of the Year**
- \*One NCAA Championship**
- \*Seven Big Ten & Three Big Ten Tournament Championships**
- \*Six Final Four Appearances**
- \*16 Straight NCAA Tournaments**
- \*13 NBA Draft Picks, Including Six First-Rounders**
- \*Seven All-Americans, Two Academic All-Americans**
- \*Graduates 82% of Players that Complete Eligibility**
- \*Longest Serving Active Big Ten Men's Basketball Coach**
- \*One of Five Coaches All-Time with Seven Big Ten Titles**
- \*MSU's All-Time Winningest Coach**



Entering his 19th year directing the Spartan program, head coach Tom Izzo has compiled an impressive list of accomplishments, including the 2000 NCAA National Championship, seven regular-season Big Ten Championships, three Big Ten Tournament titles, six Final Four appearances, eight National Coach of the Year awards and a Big Ten-best 16 straight NCAA Tournament appearances.

These accomplishments, however, are not what make Izzo one of the best in the game, but rather it is his insatiable desire to accomplish more.

With a career record of 439-178, it's easy to see that Izzo knows how to win, but he also knows how to win the right way. In his 18 years directing the Spartan program, 82 percent of his players who completed their eligibility also left with a degree. In the last 14 years, 39 Spartans have received their undergraduate degrees.

In 18 seasons, Izzo has returned Michigan State to national prominence, placed his name in the NCAA record books and become a leader among college basketball coaches.

## Izzo Career Coaching Record

Year	Overall	Pct.	Big Ten	Pct.	Finish	Postseason
1995-96	16-16	.500	9-9	.500	7th	NIT Second Round
1996-97	17-12	.586	9-9	.500	T-6th	NIT Second Round
1997-98	22-8	.733	13-3	.813	T-1st	NCAA Sweet 16
1998-99	33-5	.868	15-1	.938	1st	NCAA Final Four
1999-2000	32-7	.821	13-3	.813	T-1st	NCAA Champion
2000-01	28-5	.848	13-3	.813	T-1st	NCAA Final Four
2001-02	19-12	.613	10-6	.625	5th	NCAA First Round
2002-03	22-13	.629	10-6	.625	T-3rd	NCAA Elite Eight
2003-04	18-12	.600	12-4	.750	T-2nd	NCAA First Round
2004-05	26-7	.788	13-3	.813	2nd	NCAA Final Four
2005-06	22-12	.647	8-8	.500	T-6th	NCAA First Round
2006-07	23-12	.657	8-8	.500	T-7th	NCAA Second Round
2007-08	27-9	.750	12-6	.667	4th	NCAA Sweet 16
2008-09	31-7	.816	15-3	.833	1st	NCAA Runner Up
2009-10	28-9	.757	14-4	.778	T-1st	NCAA Final Four
2010-11	19-15	.559	9-9	.500	T-5th	NCAA Second Round
2011-12	29-8	.784	13-5	.722	T-1st	NCAA Sweet 16
2012-13	27-9	.750	13-5	.722	T-2nd	NCAA Sweet 16
<b>18 Years</b>	<b>439-178</b>	<b>.712</b>	<b>209-95</b>	<b>.688</b>		

## HEAD COACH TOM IZZO

**Success On The Court And In The Classroom**

*Coach Izzo not only knows how to win, he does it the right way. Despite all his success on the court, as shown in his multiple conference championships, Final Four appearances and the 2000 NCAA title, he remains committed to preparing his players for life after basketball. Since 2000, 39 Spartan student-athletes have received their undergraduate degrees.*

Izzo's 439 wins are fourth most by any coach in his first 18 seasons in the history of college basketball. In late November 2009, he passed his mentor Jud Heathcote (340 wins) to become MSU's all-time winningest coach. In the NCAA Tournament, Izzo is at his best, winning at a clip of .722 to rank seventh among all active coaches with at least 10 tournament games coached.

Izzo led MSU to six Final Four appearances between 1999 and 2010, becoming just the fourth school in college basketball history to do it in any 12-year span, including just the third since the tournament field expanded to 64 teams in 1985. Izzo also became just the second coach in NCAA history to reach four Final Fours in his first 10 years of coaching, joining Ohio State's Fred Taylor, and is just the third coach in NCAA history to appear in six Final Fours in a 12-year span, and just the second since the tournament expanded to 64 teams. His six Final Four appearances rank tied for sixth all-time, fourth among active coaches and first all-time among Big Ten coaches, having most recently passed former Indiana head coach Bob Knight.

Through 18 seasons, Izzo is already one of the most successful coaches in Big Ten history. His .688 winning percentage in Big Ten games ranks third all-time among league coaches with at least 10 years of service, while in all games, Izzo ranks fourth (.712). With 209 conference victories, Izzo ranks sixth all-time. With a win over Purdue on Jan. 5, 2013, Izzo became the third-winningest coach in Big Ten history, trailing only Knight (662 wins) and Purdue's Gene Keady (512 wins) for most wins at a Big Ten institution.

Furthermore, Izzo brings stability to Michigan State basketball. The 2013-14 season will be Izzo's 31st with the Spartans, as he is the longest serving active Big Ten men's basketball head coach. He is also a leader among his peers, serving as the NABC President from April 2010-April 2011, while serving on the John R. Wooden Award Board of Governors and the USA Basketball Collegiate Committee.

Over the past 16 seasons, Izzo has compiled an impressive 406-150 (.730) record. A quick look at other stats further demonstrates the Spartans' success over that stretch: 191-77 (.713) in the Big Ten; 230-22 (.913) at the Breslin Center, including a Big Ten record 53-game winning streak; 92-84 (.523) against Top 25 teams (including two wins over No. 1-ranked teams); 58-28 (.674) in postseason play and 39-15 (.722) in the NCAA Tournament.



Individually, players have excelled under Izzo. Seven Spartans (Charlie Bell, Mateen Cleaves, Paul Davis, Draymond Green, Drew Neitzel, Morris Peterson and Jason Richardson) have earned some form of All-America honors, as Green was named National Player of the Year by the National Association of Basketball Coaches (NABC) in 2012. Chris Hill was a three-time Academic All-American, while Neitzel also earned Academic All-America accolades. Twenty-six different players have earned all-conference recognition, including 10 different first-team honorees, four Big Ten Players of the Year (Cleaves, Green, Lucas, Peterson) and one Big Ten Freshman of the Year (Gary Harris).





## HEAD COACH TOM IZZO



One of the reasons for Izzo's success is his ability to recruit some of the nation's most talented high school players. During his time as head coach, Izzo has recruited 11 McDonald's All-Americans (Mateen Cleaves - 1996, Jason Richardson - 1999, Marcus Taylor and Zach Randolph - 2000, Kelvin Torbert - 2001, Paul Davis - 2002, Shannon Brown and Brandon Cotton - 2003, Keith Appling - 2010, Branden Dawson - 2011, Gary Harris - 2012). In addition, eight of the last 15 Michigan Mr. Basketball award winners suited up for the Green and White (1999 - Richardson, 2000 - Taylor, 2001 - Torbert, 2002 - Davis, 2004 - Drew Neitzel, 2009 - Derrick Nix, 2010 - Appling, 2012 - Matt Costello), while Shannon Brown won the 2003 Illinois Mr. Basketball Award and Gary Harris won the 2012 Indiana Mr. Basketball Award.

But perhaps even more important to Izzo's success is his ability to take young talent and develop a player's skills, allowing him to grow as a player and go on to play professionally. Under Izzo, Michigan State has had 13 players selected in the NBA Draft, including 12 since 2000, six of whom were first rounders (Mateen Cleaves - 2000 first round, Morris Peterson - 2000 first round, Jason Richardson - 2001 first round, Zach Randolph - 2001 first round, Andre Hutson - 2001 second round, Marcus Taylor - 2002 second round, Erazem Lorbek - 2005 second round, Shannon Brown - 2006 first round, Maurice Ager - 2006 first round, Paul Davis - 2006 second round, Goran Suton - 2009 second round, Draymond Green - 2012 second round). Ager, Cleaves, Davis, Richardson, Randolph and Taylor were all high school All-Americans, but Izzo took Hutson, Peterson and Suton, who were not ranked in the top 75 coming out of high school, and turned them into NBA talent. In addition, Izzo-recruit Charlie Bell played in the NBA during the 2001-02 season after signing a free agent contract. After a successful stint overseas, Bell played seven more seasons in the NBA. Alan Anderson, a member of the 2005 Final Four team, signed a free agent contract and played two years with the Charlotte Bobcats and, after a stint in Europe, is in his third season back in the NBA. Numerous other former Spartans have enjoyed lucrative professional careers playing overseas.

Izzo has also emerged as a teacher, not only to his players, but also his assistant coaches. Five current Division I head coaches all served as assistants to Izzo, including Tom Crean (Indiana), Brian Gregory (Georgia Tech), Stan Heath (South Florida), Mark Montgomery (Northern Illinois) and Doug Wojcik (College of Charleston). Current assistant Mike Garland spent three seasons as head coach at Cleveland State following an initial seven-year stint at MSU, while Stan Joplin was also head coach at Toledo for 12 seasons, and Jim Boylen served as head coach at Utah for four seasons.

In 2012-13, the Spartans collected a 27-9 record, including 13-5 in the Big Ten, against perhaps the nation's most difficult schedule, playing 13 games against ranked opponents. The slate was especially difficult down the stretch as 14 of MSU's last 18 games (postseason included) were against opponents that participated in the NCAA Tournament. Michigan State advanced to its 16th consecutive NCAA Tournament as the No. 3 seed in the Midwest Region, and advanced to the Sweet 16 for the fifth time in the last six seasons, ranking tied for the most in the nation. Of the 21 20-win seasons in Michigan State history, Izzo has been involved in 18 of them, 13 as a head coach and five as an assistant.

On Jan. 16, 2013, Izzo recorded his 200th conference victory against Penn State, joining Mike Krzyzewski (Duke) and Jim Boeheim (Syracuse) as the only active coaches in a power conference with 200 conference wins at their current school. In April, Izzo received the Wayman Tisdale Humanitarian Award, honoring an individual in college basketball who has made a significant impact on society.

The Spartans proved to be dominant defensively once again in 2012-13, pacing the Big Ten in field-goal percentage defense (.390) and steals (8.0 spg), while ranking second in scoring defense (59.1 ppg) and third in 3-point field-goal percentage defense (.300). MSU also continued to be strong on the glass, ranking second in the Big Ten and 10th in the nation with a +7.6 rebound margin, marking the 11th time that an Izzo-coached team ranked in the Top 10 in the nation.





## HEAD COACH TOM IZZO

## IZZO'S COACHING TREE

Eight former Tom Izzo assistants have gone on to become Division I head coaches.

**Jim Boylen**

**MSU Assistant (1989-92, 2005-07)**

Utah (2007-2011)

**Tom Crean**

**MSU Assistant (1995-99)**

Marquette (1999-08)

Indiana (2008-Present)

**Mike Garland**

**MSU Assistant (1996-2003, 2007-Present)**

Cleveland State (2003-06)

**Brian Gregory**

**MSU Assistant (1992-96, 1999-2003)**

Dayton (2003-2011)

Georgia Tech (2011-Present)

**Stan Heath**

**MSU Assistant (1996-2001)**

Kent State (2001-02)

Arkansas (2002-07)

South Florida (2007-Present)

**Stan Joplin**

**MSU Assistant (1990-96)**

Toledo (1996-2008)

**Mark Montgomery**

**MSU Assistant (2001-11)**

Northern Illinois (2011-Present)

**Doug Wojcik**

**MSU Assistant (2003-05)**

Tulsa (2005-12)

College of Charleston (2012-Present)



The 2011-12 season was one of Izzo's most rewarding as head coach. The Spartans entered the season unranked, returning only two players who averaged over 20 minutes a game the previous season. MSU opened the year with neutral-site losses to No. 1 North Carolina and No. 6 Duke, but responded with 15 straight victories, including road wins at No. 23 Gonzaga and No. 18 Wisconsin, marking the Spartans' first win in Madison since 2001. Keyed by a mid-February win at No. 3 Ohio State, MSU would go on to capture a share of the Big Ten regular-season championship, the seventh of the Izzo era, and head to the Big Ten Tournament where it defeated Ohio State to capture the third Big Ten Tournament title in school history, and the first since 2000. Michigan State was rewarded with a No. 1 seed in the West Region of the NCAA Tournament, where it would advance to the Sweet 16 for the 10th time in the last 15 years, good for second most in the nation. MSU would finish with a 29-8 record.

Statistically, the Spartans finished the 2011-12 season ranked second in the nation in field-goal percentage defense (.379), the best effort by a Spartan squad since 1959. Once again, the Spartans were a dominant presence on the glass, ranking fifth in the nation in rebounding margin (+8.0), and pacing the Big Ten for the 12th time in the last 15 seasons, and the 13th time in his career.

For his efforts, Izzo was named the 2012 Big Ten Coach of the Year by both the league's media and coaches. He also was named Division I National Coach of the Year by the NABC, and was CBSSports.com's pick for national coach of the year as well.

The 2011-12 Spartans finished with a 19-15 mark and advanced to a 14th straight NCAA Tournament. MSU faced a difficult regular-season schedule that included 18 of 33 games against the RPI Top 50 and 23 of 33 against the RPI Top 100.

Michigan State turned in another great season in 2009-10, capturing a share of a second-straight Big Ten Championship and advancing to a sixth Final Four in 12 seasons. With MSU's 106-68 victory over UMass in the sixth game of the season, Izzo recorded his 341st victory, becoming Michigan State's all-time winningest coach. The Spartans opened Big Ten play with a school-best 9-0 start and captured a share of the regular-season crown with a 14-4 mark. Overall, MSU would finish with a 28-9 record.

The Spartans opened the 2010 NCAA Tournament as a No. 5 seed and advanced through the first weekend with narrow victories over New Mexico State (70-67) and Maryland (85-83). In the Midwest Regional, the Spartans once again proved they could win the close games, defeating Northern Iowa (59-52) and Tennessee (70-69) to advance to the program's eighth Final Four and the sixth in the last 12 seasons under Izzo.

Michigan State led the nation in rebounding margin for the fourth time in Izzo's career, out-rebounding opponents by a +8.6 margin.

The 2008-09 season was one of the best in the history of Spartan basketball. Michigan State advanced to its fifth Final Four in 11 seasons, becoming just the fifth school in the history of college basketball to accomplish that feat. During the regular season, the Spartans won the Big Ten Championship with a 15-3 league record, including a school-best 8-1 mark on the road. MSU won the





# HEAD COACH TOM IZZO

## IZZO BY THE NUMBERS

### Final Four Appearances

#### By Big Ten Coach

Coach	Appearances
1. Tom Izzo (MSU)	6
2. Bob Knight (Indiana)	5
3. Harold Olsen (Ohio State)	4
4. Fred Taylor (Ohio State)	4

### Career Big Ten Victories

Coach	Victories
1. Bob Knight (Indiana)	353
2. Gene Keady (Purdue)	265
3. Ward Lambert (Purdue)	228
4. Lou Henson (Illinois)	214
5. Branch McCracken (Indiana)	210
6. Tom Izzo (MSU)	209
7. Jud Heathcote (MSU)	182

### Consecutive NCAA Tournament Appearances - Active

Coach	Appearances
1. Mike Krzyzewski	18
2. Tom Izzo	16

### Final Four Appearances - Active

Coach	Appearances
1. Mike Krzyzewski (Duke)	11
2. Rick Pitino (Providence/Kentucky/Louisville)	7
Roy Williams (Kansas/North Carolina)	7
4. Tom Izzo (MSU)	6

### Final Four Appearances - Since 1996 (Izzo's First Season)

Coach	Appearances
1. Tom Izzo (MSU)	6
2. Rick Pitino (Kentucky/Louisville)	5
Roy Williams (Kansas/North Carolina)	5
3. Jim Calhoun (Connecticut)	4
John Calipari (UMass/Memphis/Kentucky)	4
Mike Krzyzewski (Duke)	4

### Most Wins - First 18 Seasons

Coach	Victories
1. Roy Williams (Kansas/North Carolina)	493
2. Bill Self (Tulsa/Illinois/Kansas)	444
3. Bruce Pearl (So. Illinois, Milwaukee, Tennessee)	443
4. Tom Izzo (MSU)	439

league title by four games, equaling the second-greatest margin in conference history. Overall, Michigan State finished the season with a 31-7 record, the third-highest win total in school history. For his efforts, Izzo was named Big Ten Coach of the Year for the second time in his career.

In the NCAA Tournament, Michigan State advanced through the first weekend with wins over Robert Morris and USC. In the Sweet 16, the Spartans took out defending National Champion Kansas. In the Elite Eight, MSU beat No. 1 seed and No. 1 ranked Louisville, marking just the third victory over the top-ranked team in The Associated Press Top 25 in school history. At the Final Four in Detroit's Ford Field, the Spartans beat No. 1 seed Connecticut before eventually falling to North Carolina in the title game.

Michigan State led the nation in rebounding margin for the third time in Izzo's career, out-rebounding opponents by a +9.3 margin. It marked the eighth time that an Izzo-coached team ranked in the top 10 in the nation. The Spartans also proved to possess a high-powered attack, leading the Big Ten in scoring offense (72.0 ppg).

Izzo directed Michigan State to a 27-9 record in 2007-08, recording the ninth 20-win season in the last 11 years. The season finished with a trip to the Sweet 16 of the NCAA Tournament, marking MSU's seventh trip to the regionals in the last 11 years, tying for second most in the nation. The 27 wins marked the fifth-largest total in school history at the time, while the 24 regular-season victories were the then third-largest regular-season total for MSU. The Spartans were a perfect 17-0 at home, good for the first perfect home season since 2001 and just the fourth in Breslin Center history.

The '07-08 Spartans led the Big Ten in rebounding margin (+6.8). In league games, MSU paced the conference in field-goal percentage (.474) for the fifth-straight season, becoming the first school in league history to accomplish that feat.

Michigan State finished with a 23-12 mark in 2006-07. The Spartans had to overcome a large amount of adversity and a very difficult Big Ten schedule, but they did advance to a 10th-straight NCAA Tournament. The Spartans also did something for the first time in school history - recording Michigan State's first home win over a No. 1-ranked team, with a 64-55 over Wisconsin.

The 2006-07 Michigan State squad excelled by getting back to Spartan basics - rebounding and defense. On the glass, the Spartans led the Big Ten in rebounding margin (+7.0). Defensively, MSU allowed opponents just 57.2 points per game, the lowest total since the 1951-52 squad allowed 56.0 points. Opponents also shot just 38.4 percent from the field, the lowest percentage since 1958-59 (.379). Nationally, the Spartans ranked sixth in scoring defense and field-goal percentage defense and eighth in rebounding margin.

In 2005-06, Michigan State finished with a 22-12 mark. The Spartans played one of the nation's toughest schedules, playing more games against teams ranked in the RPI top 25 (13) and top 50 (18) than any other school in the nation.

In Big Ten games, Michigan State led the conference in five statistical categories including free-throw percentage (.781), field-goal percentage (.469), rebounding defense (30.1), rebounding margin (+4.2) and assists (15.81 apg).

Michigan State returned to the Final Four in 2005, becoming the only team to appear in four Final Fours between 1999 and 2005. The Spartans finished the season with a 26-7 mark, including a 22-5 regular-season record. Since Michigan State joined the Big Ten, only three Spartan teams finished the regular season with fewer losses.

In the NCAA Tournament, MSU defeated No. 1 Duke and No. 2 Kentucky in the Austin Regional, becoming the first team in tournament history to defeat the Blue Devils and the Wildcats in the same year. Despite losing to North Carolina in the Final Four, Izzo was named the 2005 Clair Bee Award winner, recognizing the Division I men's basketball coach who has made the most significant positive contribution to his sport.

# HEAD COACH TOM IZZO

Not only did the 2004-05 Spartans win, they were also statistically impressive, ranking in the top 15 nationally in six statistical categories, including free-throw percentage (3rd, .777), scoring margin (7th, +13.1), assists per game (10th, 17.1 apg), field-goal percentage (11th, .487), rebound margin (11th, +6.8) and scoring offense (13th, 78.5 ppg). MSU led the Big Ten in scoring for the second straight year with 78.5 points per game - its highest scoring average since 1985-86 (83.1 ppg).

During the season, Izzo recorded his 232nd win at MSU, moving past Benjamin Van Alstyne for the second most number of career wins in Spartan coaching history. In summer of 2005, Izzo traveled to Kuwait to take part in "Operation Hardwood - Hoops With The Troops." Izzo was one of eight coaches and sports personalities coaching 13-member military basketball teams on Camp Arifjan, Kuwait, from Aug. 27-31. Camp Arifjan defeated the other bases to win the championship under the direction of Coach Izzo. Izzo made a return trip to Kuwait in May 2006.

In 2003-04, MSU opened the season with a 5-7 mark after taking on one of the most difficult non-conference schedules in NCAA history. Rather than give up, Izzo and the Spartans rallied to win 12 of the next 15 games, finishing just one game out of first place in the Big Ten at 12-4. For the year, MSU posted an 18-12 mark.

The 2003-04 season saw Michigan State become the first team in Big Ten history to lead the conference in scoring offense (71.3 ppg), field-goal percentage (.522), 3-point field-goal percentage (.434) and free-throw percentage (.777) in the same season.

On Feb. 4, 2004, MSU defeated Iowa, 89-72, as Izzo recorded the 200th victory of his Spartan career, becoming just the third coach in MSU history to accomplish that feat. He also became the eighth head coach in NCAA history to record 200 wins in his first nine seasons. Ten days later, Izzo became just the third coach in Big Ten history to record 100 league wins in his first nine seasons, joining Bob Knight and Gene Keady as MSU defeated Minnesota, 69-58, on Feb. 14.

The 2002-03 season was a study in perseverance. Izzo rallied his team to win the final four regular-season games and eight of the last 10 conference games to finish 10-6 in the Big Ten, good for third place in the league.

Michigan State made even bigger noise during the NCAA Tournament. The No. 7 seed Spartans easily dismissed Colorado in the first round, setting up a matchup with the No. 2 seed Florida Gators. The Spartans shocked many experts with a 68-46 victory in the Gators' home state. In the Sweet 16, Michigan State defeated defending-national champion Maryland in a thrilling two-point game, before eventually falling to the No. 1 seed Texas Longhorns in the Lone Star State.

The Elite Eight appearance was the fourth for MSU between 1999 and 2003. During that time period, no other school made more than two trips. In fact, since the NCAA Tournament expanded to 64 teams in 1985, just four programs (Duke, Kentucky, Michigan State and North Carolina) have advanced to four Elite Eights in any five-year period.

The 2001-02 season may prove to be one of Izzo's finest. Despite losing 81 percent of the scoring load from 2000-01, and having three of his key players miss several games with injuries, Izzo led the Spartans to a 10-6 Big Ten record, finishing just one game out of first place. MSU won 10 of the last 13 regular-season games to finish with a 19-12 record and earned a spot in the NCAA Tournament.

In 2000-01, Izzo earned NABC National Coach of the Year and District 11 Coach of the Year honors for leading Michigan State to its third straight Final Four and fourth straight regular-season Big Ten Championship. MSU became just the fourth school in Big Ten history to win four straight league titles.

MSU opened the season by winning its first 12 games to establish the best start in school history. On Dec. 25, 2000, the Spartans earned the top spot in The Associated Press Top 25, marking the first time they held the No. 1 position in the AP Poll since 1979. In Big Ten action, Michigan State posted a 13-3 record to win a share of the league crown. The Big Ten finale vs. Michigan marked Izzo's 100th Big Ten game. Through his first 100 games, Izzo posted a 72-28 mark, the fifth-best record in Big Ten history.

## ANYONE, ANYWHERE

Tom Izzo has consistently played one of the toughest schedules in America. With a willingness to play at home, on the road or a neutral site, his list of regular-season non-conference opponents reads like a who's who of top college basketball programs: Arizona, Arkansas, Boston College, BYU, Connecticut, Duke, Florida, Florida State, Georgia Tech, Gonzaga, Iowa State, Kansas, Kentucky, Louisville, Maryland, Miami (Fla.), Missouri, North Carolina, North Carolina State, Oklahoma, Oklahoma State, Seton Hall, Stanford, Syracuse, Temple, Texas, UCLA, Utah and Virginia.

## Most Ranked Opponents Among Final Four Teams Since 1997-98

176	Michigan State
159	North Carolina
151	Duke
151	Kentucky
142	Connecticut





## HEAD COACH TOM IZZO

### IZZO'S NBA PIPELINE

Since Tom Izzo became head coach, 11 former Spartans have gone on to play in the NBA.

**Maurice Ager**  
**Alan Anderson**  
**Charlie Bell**  
**Shannon Brown**  
**Mateen Cleaves**  
**Paul Davis**  
**Jamie Feick**  
**Draymond Green**  
**Morris Peterson**  
**Zach Randolph**  
**Jason Richardson**



In addition, former Izzo assistant Jim Boylen is currently an assistant coach with the San Antonio Spurs. Two former video coordinators under Izzo are also in the NBA, as Paul Rivers is Director of Basketball Operations with the Oklahoma City Thunder, and Jordan Ott is Video Coordinator for the Atlanta Hawks. Former managers have also found homes in the NBA. Brian Pauga is the General Manager for the Austin Toros of the NBA's Developmental League, and the Director of Scouting for the San Antonio Spurs. Dan Vincent is Manager of Video and Advanced Scouting for the Cleveland Cavaliers. Charlie Wesley is Assistant Video Coordinator with the Atlanta Hawks.



Big Ten Tournament championship. The 15 league wins tied a school record for most victories in conference play, while the Spartans' 93.8 winning percentage established a school record.

Whereas MSU's success in 1998-99 was expected, the Spartans took the college basketball world by storm in 1997-98. Izzo became the first Michigan State coach to earn Associated Press National Coach of the Year honors while leading MSU to a 22-8 record and a share of the Big Ten title. The Spartans posted a 13-3 mark in conference, earning Izzo Big Ten Coach of the Year honors.



In the 2001 NCAA Tournament, Izzo guided the Spartans to a third straight Final Four. For a third consecutive season, Michigan State earned a No. 1 seed. MSU won the first three games by double figures, establishing a record with nine straight NCAA Tournament victories by double digits. When MSU defeated Temple, 69-62, in the South Regional Final, the Spartans became just the ninth school to reach three-straight Final Fours and just the third since the NCAA Tournament field expanded to 64 teams in 1985. On the season, MSU finished with a 28-5 record.

Michigan State led the nation in rebound margin for the second straight season at +15.4 boards per game, tying the fifth-largest margin in Division I history and the greatest since 1980. The Spartans also ranked 13th in the nation in scoring defense (61.8 ppg).

In 1999-2000, Michigan State captured the second NCAA Championship in school history and its third straight regular-season Big Ten Championship. MSU also won at least 30 games for the second straight season, posting a 32-7 mark, becoming just the second Big Ten school to accomplish that feat. The 65 wins over the 1998-99 and 1999-2000 seasons is the greatest two-year total in the history of the Big Ten. The Spartans also repeated as Big Ten Tournament champions.

Izzo led MSU to consecutive Final Fours for the first time in school history. For his efforts, Izzo was named USBWA District V Coach of the Year and NABC District 11 Coach of the Year. Izzo also recorded his 100th career victory in a Jan. 11, 2000, 77-71 overtime win over Indiana in the Breslin Center.

For the second consecutive season, Michigan State earned a No. 1 seed in the Midwest Region of the NCAA Tournament. After disposing of Valparaiso and Utah in Cleveland, Ohio, the Spartans moved on to the Sweet 16 at the Palace of Auburn Hills, Mich., where they recorded come-from-behind victories versus Syracuse and Iowa State. In the Final Four, MSU defeated Wisconsin for the fourth time that season. The Spartans then captured their second NCAA title in school history, defeating Florida, 89-76.

During the 1998-99 season, Izzo directed the Spartans on a magical run to the program's first appearance in the NCAA Final Four since 1979. Under Izzo's guidance, Michigan State posted a record of 33-5, establishing a school record for most wins in a season. For his efforts, Izzo was named the Basketball Times National Coach of the Year and the National Association of Basketball Coaches (NABC) District 11 Coach of the Year. Throughout the 1998-99 Big Ten season, Michigan State established itself as the class program of the conference. Izzo directed the school to its second straight Big Ten title. The Spartans followed up a 15-1 Big Ten regular season by capturing their first



# HEAD COACH TOM IZZO

Over the course of the 1997-98 season, Izzo and his team finished the year ranked No. 10 nationally by USA Today/ESPN, marking the first time the Spartans had finished in the Top 10 since 1995. In addition to his AP award, Izzo was named National Coach of the Year by Basketball News and the United States Basketball Writers Association (USBWA). Basketball Times selected Izzo as its Midwest Coach of the Year.

During Izzo's first season as head coach in 1995-96, he directed the Green and White to an overall slate of 16-16, including a 9-9 effort in the Big Ten. Izzo recorded wins over Top 25 teams on four occasions. In 1996-97, Izzo guided the Green and White cagers to an overall mark of 17-12, including a Big Ten ledger of 9-9. Izzo led the Spartans to the second round of the NIT in each of his first two seasons.

In his 31st season as a member of the MSU coaching staff, Izzo has been with the Spartan program since taking a part-time assistant coaching position in 1983. An assistant coach with the Spartans from 1983-86, Izzo left MSU in May of 1986 to become the top assistant and recruiting coordinator at Tulsa. But, on June 10 of the same year, Izzo returned to East Lansing when Spartan assistant Mike Deane left to become head coach at Siena College.

Since then, he has been the catalyst in the resurgence of the MSU program. Regarded as one of the country's top recruiters, he is known as a tireless worker both on the recruiting trail and in the office. His hard work and loyalty were rewarded in July 1990, when Jud Heathcote appointed him associate head coach. His dutiful efforts were further recognized when, on March 30, 1993, then-MSU Athletics Director Merrilly Dean Baker recommended both a one-year contract extension for Heathcote through the 1994-95 season and that Izzo be appointed head coach upon Jud's retirement. The MSU Board of Trustees accepted both recommendations on April 9, 1994.

Izzo originally came to MSU from Northern Michigan, where he had been an assistant from 1979-83. He was named a part-time assistant at MSU in September 1983. When former assistant Edgar Wilson left in November 1983, Izzo became a full-time assistant.

Izzo played guard for NMU's basketball team from 1973-77, and was voted the team's MVP as a senior. He was also a third-team Division II All-America pick that year and established the Wildcat record for most minutes played in a season. Following his graduation from NMU in 1977, Izzo took over as head coach at Ishpeming High School and served in that position for the 1977-78 campaign.

A native of Iron Mountain, Mich., Izzo and former NFL head coach Steve Mariucci were Iron Mountain High School teammates in football, basketball, baseball and track. As college roommates at Northern Michigan, Izzo walked on to the basketball team, while Mariucci did the same with football. Both would go on to earn Division II All-America honors. Despite their busy schedules, they remain the closest of friends. For 10 years, they co-hosted a golf tournament in Iron Mountain to raise money for the community, including a fitness center for the high school.

In October 1990, Izzo was inducted into the Northern Michigan University Hall of Fame and was selected as an inductee into the Upper Peninsula Hall of Fame during the summer of 1998. He was inducted into the National Italian-American Sports Hall of Fame in 2011.

In 2001, Izzo received honorary degrees from both Northern Michigan and Michigan State, delivering the commencement address at both graduation ceremonies.

Izzo is also an active volunteer in the community. Among his many efforts, he is very active with Coaches Vs. Cancer, Volunteers of America, Sparrow Hospital and the Jimmy "V" Foundation. In 2009, Izzo was presented the Coaches Vs. Cancer Champion Award, recognizing his work and leadership in the fight to save lives from cancer.

Izzo was born January 30, 1955. His family includes his wife, Lupe, daughter, Raquel, and son, Steven.

## THE TOM IZZO FILE

### BORN

January 30, 1955, Iron Mountain, Mich.

### HIGH SCHOOL

Iron Mountain High School

### COLLEGE CAREER

Northern Michigan University, Guard, 1973-77

### COLLEGE DEGREE

Northern Michigan, 1977

### COLLEGE HONORS

1977 Team MVP

1977 Division II All-American (third-team)

Established school record for minutes played in a season

### COACHING CAREER

Head Coach, Ishpeming High School, 1977-78

Assistant Coach, Northern Michigan, 1979-83

Assistant Coach, Michigan State, 1983-86

Assistant Coach, Tulsa, May-June 1986

Assistant Coach, Michigan State, June 1986-90

Associate Head Coach, Michigan State 1990-95

Head Coach, Michigan State, 1995-Present

### COACHING HONORS

Head Coach, 1997 Big Ten All-Star Team

1998 Associated Press National Coach of the Year

1998 Basketball News National Coach of the Year

1998 USBWA National Coach of the Year

1998 Big Ten Coach of the Year

1998 Basketball Times Midwest Region Coach of the Year

1999 Basketball Times National Coach of the Year

1999 NABC District 11 Coach of the Year

2000 NABC District 11 Coach of the Year

2000 USBWA District V Coach of the Year

2001 NABC National and District 11 Coach of the Year

USA Basketball Assistant Coach, 2001 Goodwill Games

Head Coach, 2002 NABC All-Star Game

USA Basketball Head Coach, 2003 Pan-Am. Games

2005 Clair Bee Coach of the Year

2009 Big Ten Coach of the Year

2011 John R. Wooden Legends of Coaching Honoree

2012 Big Ten Coach of the Year

2012 NABC National and District 7 Coach of the Year

2012 CBSports.com National Coach of the Year

2013 Wayman Tisdale Humanitarian Award

### OTHER HONORS

1990 Inductee, Northern Michigan Univ. Hall of Fame

1998 Inductee, Upper Peninsula Hall of Fame

2011 Inductee, National Italian-American Sports

Hall of Fame

### FAMILY

Wife - Lupe

Daughter - Raquel (19)

Son - Steven (13)



# ASSOC. HEAD COACH DWAYNE STEPHENS

Dwayne Stephens is in his 11th season as an assistant coach at Michigan State, and his second as associate head coach.

Stephens' many responsibilities include player development, scouting and recruiting. Last season, he helped develop Adreian Payne into a second-team All-Big Ten performer. Under Stephens' tutelage, Draymond Green was named the 2012 NABC Division I Player of the Year, was a Consensus First-Team All-American and won Big Ten Player of the Year honors. Green also finished his career as MSU's all-time leading rebounder, leading the conference in rebounding as a senior at 10.6 rpg, after finishing third in the league as a sophomore and junior. Spartan center Paul Davis was a three-time All-Big Ten honoree, including earning first-team all-conference and Associated Press honorable mention All-America honors in 2003-04, while finishing among the top 10 scorers and rebounders in MSU history. In 2009, second-team All-Big Ten performer Goran Suton led the Big Ten in rebounding, one season after ranking second in the conference. Davis, Green and Suton were all selected in the NBA Draft. In total, 14 different Spartans have earned some form of All-Big Ten recognition during his time on staff, while MSU has posted a 250-100 record in 10 seasons.

The Spartans led the nation in rebounding in 2009 and 2010, and have paced the Big Ten in six of his 10 seasons.

"Over the last nine years, he's continued to improve as a coach and expanded his responsibilities," said Tom Izzo at the time of Stephens' promotion. "His efforts have played a major role in our success over the last decade, as he's worked to develop many of our big men, and continued to establish our identity as a team committed to rebounding. In addition, he's played a major role in our ever-improving recruiting, and has developed a greater understanding of all the different facets of being a head coach."

Stephens has coached in 12 straight NCAA Tournaments, including the 2003 Final Four with Marquette and the 2005, 2009 and 2010 Final Fours with MSU. He has helped guide MSU to Big Ten Championships in three of the last five years (2009, 2010 and 2012). Four of the top five seasons in MSU history for blocks have occurred since Stephens joined the coaching staff, including a school record in 2011.

Stephens has emerged as one of the top recruiters in the nation, playing a major role in many highly ranked recruiting classes. He was named a Rivals.com Class of 2006 Top 25 Recruiters. In May 2008, he was listed among the top 20 High-Major Assistants in the nation by Jeff Goodman of FoxSports.com. He was among the top five coaches on a list of the "Top 25 High-Major Assistants," according to FoxSports.com in July 2010. In 2012, Bleacher Report listed him among the Top 10 Best Assistant Coaches and the Top 10 Recruiters. Most recently in July 2013, he was mentioned in an ESPN.com article as one of the Top 15 Recruiting Assistants according to a vote of his peers.

A Ferndale, Mich., native, Stephens was a four-year letterwinner at Michigan State University from 1989-93. In his four seasons, the Spartans posted an 84-38 overall record and made four postseason appearances, as Stephens never missed a game in his career. As a freshman in 1989-90, Stephens was a third-team selection on Basketball Weekly's Freshman All-America Team and scored the game-winning basket in a 72-70 victory over Purdue that clinched the Big Ten Championship. In 1990-91, he was the recipient of MSU's Best Defensive Player Award on a squad that advanced to the second round of the NCAA Tournament.

As a junior, Stephens was voted MVP by his teammates as he averaged 11.2 points, 5.0 rebounds and 2.8 assists per game. He was named honorable mention All-Big Ten and was the recipient of MSU's Most Improved Player Award. In two NCAA Tournament games, Stephens averaged 16.0 points. In 1992-93, Stephens served as a senior co-captain for the Spartans, averaging 9.1 points, 5.6 rebounds and 3.5 assists. He was named MSU's Best Defensive Player and earned a spot on the Basketball Weekly Honorable Mention All-Midwest Team.

Prior to returning to his alma mater, Stephens spent four years (1999-2003) as an assistant at Marquette under former MSU assistant Tom Crean. In 2001, Brian Wardle became the school's first-ever first-team All-Conference USA honoree. Marquette made back-to-back NCAA Tournament appearances in 2002 and 2003, advancing to the Final Four in 2003. Dwayne Wade was a two-time all-league performer and earned First-Team All-America honors from The Associated Press in 2003. The Golden Eagles posted a 27-6 record in 2003, winning a Conference USA regular-season title.



Prior to his coaching stint at Marquette, Stephens spent the 1997-98 and 1998-99 seasons as an assistant coach at Oakland University, where the Golden Grizzlies compiled a 27-27 two-year record. During the '98-99 campaign, Oakland's first season as a Division I member, the Golden Grizzlies posted a 12-15 mark.

Following the conclusion of his collegiate career, Stephens played three professional seasons in Europe.

Stephens earned a bachelor's degree in criminal justice from MSU in 1993. His family includes his wife Sarah and daughters, Taylor Olivia and Skylar Grace.



## 11th Season at MSU

### Playing Experience

Michigan State (1989-1993)

1992 Team MVP

1993 Team Captain

### Coaching Experience

Oakland University (1997-99)

Assistant Coach

Marquette (1999-2003)

Assistant Coach

Michigan State (2003-Present)

Assistant Coach (2003-12)

Associate Head Coach (2012-Present)

# ASSISTANT COACH MIKE GARLAND

Mike Garland is in his second stint on the Spartan bench, with the 2013-14 campaign marking his 14th season at MSU.

He returned to East Lansing for the 2007-08 season, having previously served as an assistant at MSU for seven seasons from 1996-2003. In his time at MSU, Garland has helped coach the Spartans to 12 NCAA Tournaments, seven Big Ten Championships, three Big Ten Tournament Championships, five Final Fours and one National Championship. In fact, he has been on staff for every Big Ten Championship the Spartans have won under Tom Izzo. He excels in self-scouting and individual player improvement. His instruction led to six Spartans being selected in the NBA Draft during a three-year span from 2000-02. In total, he has worked with 11 Spartans that have been selected in the draft.

"Mike is someone who was here through our championship and Final Four runs, and helped build this program from the ground up," said Michigan State head coach Tom Izzo. "Mike has a tremendous passion for coaching and developing relationships with players. He helps instill the toughness necessary to compete at the championship level."

In 2006-07, Garland served as associate head coach at SMU under Matt Doherty. Prior to that, he was head coach for three seasons at Cleveland State, posting a 23-60 record, while increasing the Vikings' win total each season. In his second season, the Vikings improved by six wins in Horizon League play, which was the fifth-best improvement in league history.

Prior to his arrival at East Lansing, Garland enjoyed a successful nine-year stint as varsity head coach at Belleville High School. During that time, he posted a career record of 153-49 (.757) while earning numerous coaching honors. He was selected



as the Associated Press' 1993-94 Michigan High School Coach of the Year while also being named the Michigan Mega Red Conference Coach of the Year. Garland, who coached three players to first-team all-state honors during his tenure at Belleville, was named The Detroit News All-Metro West Coach of the Year in 1990-91 while being selected as the All-Suburban Coach of the Year during the same campaign by the Detroit Free Press. His

Belleville teams won six Mega Red Conference championships, four district titles and advanced to the state tournament quarterfinals in 1991. He spent five seasons as an assistant at Belleville before being named head coach.

Garland started his coaching career in 1977 with a two-year stint as an assistant basketball coach at Cody High in Detroit. Garland then headed to private business for several years before his desire to teach led him back into coaching as the junior varsity coach at Belleville High in 1982.

Garland earned a bachelor's degree in physical education and community recreation from Northern Michigan in 1977. While at NMU, he was the recipient of the Minority Student Academic Achievement Award. Izzo and Garland were teammates on the Wildcats' basketball squad.

Garland's family includes his wife, Cynthia, daughter, Simone, and sons Quentin and Michael Ray, and grandchildren Simone, Lalyla and Jacqueline.



## 14th Season at MSU

### Playing Experience

Northern Michigan (1974-77)

### Coaching Experience

Detroit Cody High School (1977-79)

Assistant Coach

Belleville High School (1982-96)

Junior Varsity Coach (1982-87)

Head Coach (1987-96)

Michigan State (1996-2003)

Assistant Coach

Cleveland State (2003-06)

Head Coach

Southern Methodist University (2006-07)

Associate Head Coach

Michigan State (2007-Present)

Assistant Coach

.....



## ASSISTANT COACH DANE FIFE

Dane Fife is in his third season as an assistant coach at Michigan State, working closely with the Spartan perimeter players.

Last season, under Fife's tutelage, guard Gary Harris became the first Spartan to ever be named Big Ten Freshman of the Year. In addition, Fife continued to assist Keith Appling make the transition from shooting guard to the point, as Appling joined Harris as a second-team All-Big Ten honoree. Fife also brings the defensive intensity he possessed as a player to his role as a coach, as the Spartans have held opponents to .390 or lower field-goal percentage in each of the last two years, including .379 in 2011-12, good for No. 2 nationally, and the best effort by MSU since 1959. He is also instrumental in MSU's scouting and recruiting efforts.

Prior to his arrival in East Lansing, he spent six seasons as head coach at IPFW. In each of his six seasons, IPFW tied or broke its record for wins at the Division I level, as Fife guided the Mastodons from Independent status to membership in the Summit League. He posted an 82-97 record, including a 34-27 mark over the last two seasons, and a four-year mark of 37-35 in conference. In his final season of 2010-11, IPFW finished with an 18-12 record, including an 11-7 record in the Summit League and secured the No. 4 seed in the Summit League Tournament, the program's highest seed ever in four years of conference membership.

A 2002 graduate of Indiana University, Fife led the Hoosiers to the 2002 National Title game and a share of the regular-season Big Ten Championship. Individually, he was named co-Big Ten Defensive Player of the Year as a senior. He is the Indiana career leader with 180 steals over the course of his four-year career (1998-2002), while the 53 he recorded as a senior rank tied for the eighth-best single-season mark at IU. With 99 career 3-pointers, he ranks among the top 20 in school history, while his .478 3-point field-goal percentage in 2001-02 ranks sixth on IU's single-season chart. The 37 games he started as a senior established the Indiana single-season mark, while the 131 games in which he played over the course of his career rank tied for sixth all-time at IU.

In 2005, Fife was named head coach at IPFW, becoming the youngest head coach in Division I basketball at just 25 years old. He held that distinction as the nation's youngest head coach for five seasons. In his first season, Fife took over a program that had never posted double-digit wins and won 10 games, improving on that total every subsequent season. The 2007-08 season was IPFW's first as a member of the Summit League, as the Mastodons finished their first league slate at 9-9 and secured the school's first-ever conference tournament bid, and win (66-62 vs. Southern Utah). In 2008-09, Fife coached forward Deilvez Yearby, the 2009 Summit League Sixth Man of the Year. As a team, the Mastodons also had signature wins, topping two-time defending league champion Oral Roberts and handing Valparaiso its worst home defeat in 11 years (63-46). Fife's 2009-10 squad became the first Mastodon team to produce a winning season (16-15). IPFW was 9-9 in league play, and advanced to the semifinals of the conference tournament. During IPFW's history in the Summit League, Fife mentored three all-conference performers, including Jaraun Burrows (2008, 2nd Team), Deilvez Yearby (2010, 2nd Team) and Ben Botts (2011, 2nd Team).

Prior to becoming head coach at IPFW, Fife was a member of Mike Davis' staff for two years at Indiana, serving as an administrative assistant.

Fife was the Gary Steelheads' first round pick in the 2002 CBA Draft and started five of the 34 games in which he played. He averaged 3.4 points and one rebound per game.



A 1998 graduate of Clarkston (Mich.) High School, Fife was the recipient of the Hal Schram Mr. Basketball Award in 1998. He was also a McDonald's and Parade All-America selection, while playing for his father Dan.

He owns two degrees from Indiana, earning a bachelor's degree in recreation (2002) and a master's degree in athletic administration (2005). His family includes his wife Blair and daughters Quinly and Reagan.



### 3rd Season at MSU

#### Playing Experience

Indiana (1998-2002)  
2002 Big Ten Defensive POY  
2001 & 2002 Team Captain

#### Coaching Experience

Indiana (2003-05)  
Administrative Assistant  
IPFW (2005-11)  
Head Coach  
Michigan State (2011-Present)  
Assistant Coach





## SUPPORT STAFF

**KEVIN PAUGA*****Director of Basketball Operations • 5th Season***

Kevin Pauga, who previously spent eight seasons with the Michigan State men's basketball team, is in his fifth season with the Spartan program as director of basketball operations, handling all aspects of the day-to-day operations of the basketball program. His responsibilities include game and facility scheduling, team travel, budgets, summer camps, while he also serves as liaison between the program and ancillary support groups.

In 2008-09, Pauga served as data analyst for the Big Ten Conference. He worked closely on various projects, including conference scheduling for multiple sports, statistical analyses, television, communications and was involved in both the men's and women's conference basketball tournaments.

Previously, Pauga served as the video coordinator for four seasons (2004-08), assisting the MSU coaching staff in breaking down game and practice films and opponent game videos. He also coordinated the film exchange between Michigan State and other schools, and prepared special video projects. Pauga also assisted with non-conference scheduling and supervised the student managers. During his stint as video coordinator, Michigan State advanced to four NCAA Tournaments, including the 2005 Final Four.

As an undergraduate student, Pauga served four seasons as a student manager (2000-04), including holding the position of senior manager during the 2003-04 season. He also served as team manager for the 2003 USA Basketball Pan American Games team, coached by Tom Izzo, during its training camp in Orlando. During his stint as manager, MSU appeared in four NCAA Tournaments and made the 2001 Final Four and 2003 Elite Eight, while also capturing the 2001 Big Ten Championship.

A native of Willowbrook, Ill., Pauga received his bachelor's degree in journalism from Michigan State in 2004, with an external specialty in sports management.

**BRETT FERGUSON*****Video Coordinator • 1st Season***

Brett Ferguson is in his first year as video coordinator for the Spartan program, having spent the 2012-13 season as Winthrop's men's basketball graduate assistant/video coordinator. A native of Wheaton, Ill., Ferguson will assist the coaching staff in breaking down game and practice film to create individual player edits for the MSU team. Ferguson is a 2011 graduate of Michigan State University where he earned a degree in interdisciplinary studies of social sciences. During his time at Michigan State, Ferguson was a four-year letterwinner (2007-11) as a student manager for the men's basketball team where he was part of back-to-back regular season Big Ten Championships and Final Four appearances in 2009 and 2010.

Following graduation, Ferguson moved on to the Big Ten Conference office, where he served as an intern for the video department as he worked with football and basketball officials.

**DOUG HERNER*****Assistant Video Coordinator • 10th Season***

Doug Herner is in his 10th year as assistant video coordinator with the Michigan State basketball program. Herner has 22 years of experience as a coach at Lansing Sexton High School, while also serving as a teacher for 34 years. For seven seasons, his duties also included serving as camp director for Michigan State's basketball camps. He received his bachelor's degree in education from the University of Michigan in 1964. He earned three varsity letters in basketball with the Wolverines from 1961-64, winning a Big Ten title in 1964. His family includes his wife, Sue, daughters, Holly (husband Rashad) and Tamara (husband Walter), and sons, D.J. and Scott, and grandchildren Kristy, Sophia, Katy and Kai.



## SUPPORT STAFF



### QUINTON SAWYER

#### ***Athletic Trainer***

Quinton Sawyer is in his third season as athletic trainer for the Michigan State men's basketball team. Prior to his arrival in East Lansing in fall 2011, he spent two years as the head athletic trainer at Campbell University. Sawyer joined the Fighting Camel program after spending three years at Southeastern Louisiana University as athletic trainer for the Lions' men's basketball and volleyball teams. Prior to joining the Southeastern staff, Sawyer spent two seasons as a graduate assistant at North Carolina, working with the Tar Heel men's junior varsity basketball team along with the UNC swimming and diving teams. He coordinated and performed pre-season screenings, administered treatment, designed rehab protocol and had direct interaction with coaches, physicians, parents and student-athletes concerning athletic training duties. Sawyer was also a game day assistant athletic trainer with the Tar Heel varsity men's basketball team, where he was a part of the 2005 NCAA National Championship run. A 2004 graduate of UNC, Sawyer spent two summers as an intern in the NFL with the Denver Broncos. With the Broncos, the Camden, N.C., native, worked as a certified intern athletic trainer for the organization's training camp, also traveling with the team for all preseason games. As a student at UNC, Sawyer worked with football, wrestling, and indoor track. Sawyer earned a master's degree in exercise and sport science from UNC in 2006. During the summers of 2004-07, he was a research assistant with JUMP-ACL (Joint Undertaking to Monitor and Prevent ACL Injury), a collaborative multi-site prospective cohort study of neuromuscular risk factors for Anterior Cruciate Ligament (ACL) injuries. The study is projected to enroll over 5,000 subjects and is based in the U.S. Military, Naval and Air Force academies. Sawyer completed a two-week volunteer rotation at the United States Olympic Training Center in Lake Placid, N.Y., during the summer of 2013 where he was the athletic trainer for the Women's Junior National Volleyball Team. Sawyer has also received several honors throughout his career, presenting his master's thesis at the National Athletic Trainers' Association symposium, while also presenting at Boston University's inaugural symposium for the Boston Marathon. He is a member of the National Athletic Trainers Association and recently attained his Performance Enhancement Specialist (PES) and Corrective Exercise Specialist (CES) certifications through the National Academy of Sports Medicine.



### MIKE VORKAPICH

#### ***Strength & Conditioning Coach***

Mike Vorkapich was promoted to Associate Head Strength & Conditioning at Michigan State in 2009 after 11 seasons as Assistant Strength & Conditioning Coach. Vorkapich also got his start at Michigan State as a graduate assistant from 1995-97. Currently, the former Spartan football player (1991-94) works directly with men's basketball, men's and women's golf and men's ice hockey. In his 17 seasons at MSU, Vorkapich has been a part of a combined 16 conference championships, six Men's Basketball Final Fours, one Women's Basketball Final Four, three Men's Ice Hockey Frozen Fours and two National Championships (2000 men's basketball and 2007 men's ice hockey). Between his stints at MSU, Vorkapich held similar positions at the University of Notre Dame (1998) and the University of Cincinnati (1997-1998). A native of Leamington, Ontario, Canada, Vorkapich received his Bachelor's and Master's degrees in physical education and exercise science from MSU. A published author and featured clinic speaker, Vorkapich was named a "Master Strength & Conditioning Coach" in 2010 by the Collegiate Strength and Conditioning Coaches association (CSCCa), and is also certified by the National Strength and Conditioning Association (NSCA). Vorkapich has played an integral part in the development of numerous athletes who have gone on to professional careers in the NBA, WNBA, NHL, NFL and professional golf.



## SUPPORT STAFF



### KRISTIN REINHART

#### *Academic Coordinator*

Kristin Reinhart is in her second year as the academic coordinator for the men's and women's basketball teams. Prior to Michigan State, she served as an academic counselor for several Olympic sports at Penn State University. A native of East Lansing, Kristin received her bachelor's degree in accounting from Ferris State University in 2007, where she was a four-year letter winner on the basketball team. While earning her master's degree in sports administration in 2010 from Michigan State, she served as a mentor and graduate assistant with Student-Athlete Support Services. Following MSU, Kristin completed a post-grad internship at North Carolina State University in the Academic Support Program for Student-Athletes office working with men's basketball. She is a member of the National Association of Athletic Academic Advisors (N4A) and graduated from the N4A Professional Development Institute in 2011.



### JEFF KOVAN

#### *Director of Sports Medicine and Performance*

Dr. Jeff Kovan was promoted to Director of Sports Medicine and Performance for Michigan State athletics in summer 2013. Prior to that, Kovan had served as the primary care sports medicine director since 1996. Dr. Kovan is an assistant professor in the College of Osteopathic Medicine in the Department of Radiology, Division of Sports Medicine. He is Board certified in Family Medicine and has completed his Certificate of Added Qualifications in Sports Medicine. A 1987 graduate of MSU's College of Osteopathic Medicine, he worked at Western Michigan University's sports medicine department before returning to MSU in 1995 to direct the school's Sports Medicine program. His family includes wife, Jessica, daughters, Brianna and Sarah, and son, Zachary.



### DAVE PRUDER

#### *Equipment Manager*

Serving as the equipment manager for the Spartan men's basketball team is Dave Pruder. A certified equipment manager and a member of the equipment staff since 1989, Pruder helps with the planning and distribution of equipment for Spartan athletes. An avid runner, he has completed 79 marathons, including one in every state and 17 Boston Marathons. He received his bachelor's degree in business from Michigan State in 1987, his master's in physical education and exercise science in 1989 and his M.B.A. in 1992. Pruder's family includes wife, Theresa, daughter, Kristen, and son, David Thomas.



### LORI SODERBERG

#### *Executive Secretary*

### BETH MARINEZ

#### *Recruiting Secretary*





## SUPPORT STAFF



### Spartan Managers

**Back Row (L to R):** Scott Deater, Graduate Manager Drew Valentine, Ben McNally, Graduate Manager Mike Pires. **Front Row (L to R):** Scott Besko, Video Coordinator Brett Ferguson, Andrew Henk.



### Student Office Assistants

**Back Row, From L to R:** Adonne Washington, Lindsay Schuitema, Cara Kaye, Raven Richardson, Gabrielle Wickens. **Front Row, From L to R:** Courtney Peltó, Raquel Izzo, Victoria Wickens, Meredith Dwyer. **Not Pictured:** Elizabeth Izzo, Hailey McInnis.

The student office assistants have also used their time in the Spartan basketball office to prepare for rewarding careers, including some in athletics. Here is a list of those still involved in athletics.

**Toni Angeli**, Executive Suite Specialist, Tampa Bay Lightning

**Kristen Hough**, Corporate Sales, Minnesota Timberwolves

**Kelsie Joestgen**, Production Assistant, ESPN

**Laura Ricard**, Asst. Compliance Dir., Northern Kentucky

## CAREERS IN SPORTS

Since moving into the Basketball Berkowitz Complex in 2002, 30 managers, graduate managers and video coordinators have moved on to a profession in athletics. Here is a list of the 23 still involved in athletics.

### Jon Borovich

Assistant Coach, Northern Illinois

### Luke Brown

Head Coach, Eaton Rapids (Mich.) H.S.

### Rick Carter

Assistant Coach, Xavier

### Jamie Curtis

PCR Media Operator, ESPN Productions Inc.

### Jon Dykema

Staff Counsel, Detroit Lions

### Sean Dwyer

Special Assistant to the Head Coach, Alabama

### Brett Ferguson

Video Coordinator, Michigan State

### Joe Griffin

Head Coach, Roosevelt University

### Steve Hetzel

Head Coach, Canton Charge

### Jordan Ott

Video Coordinator, Atlanta Hawks

### Brian Pauga

General Manager, Austin Toros

Director of Scouting, San Antonio Spurs

### Kevin Pauga

Director of Basketball Operations, Michigan State

### Paul Rivers

Director of Basketball Operations, Oklahoma City Thunder

### Joe Rood

Asst. Dir. of Sales & Marketing, Michigan State

### Anthony Saccoccia

Director of Basketball Operations, Samford

### Blake Saunders

Assistant Coach, Ashland University

### Reed Schuitema

Director of Football Operations, Miami (Ohio)

### Ben Setas

Associate Director of Football Operations, Alabama

### Robby Smith

Director of Volleyball Operations, Michigan State

### Bryan Tibaldi

Director of Basketball Operations, Missouri

### Dan Vincent

Mgr. of Video and Advanced Scouting, Cleveland Cavaliers

### Charlie Wesley

Assistant Video Coordinator, Atlanta Hawks

### George Wishart

Broadcast Associate, CBS Sports



NATION'S BEST SIX FINAL FOUR APPEARANCES IN 15 YEARS



**2013-14 SPARTANS**

**2013-14 MICHIGAN STATE UNIVERSITY BASKETBALL**



# 2013-14 OUTLOOK

High expectations are a normal part of life for Michigan State basketball. It's part of the territory that comes with six Final Four appearances, seven Big Ten championships and 16 straight NCAA Tournament appearances under Tom Izzo. But, if possible, the expectations for the 2013-14 Spartans have been elevated. Lindy's College Basketball Magazine and Blue Ribbon College Basketball Yearbook rank Michigan State No. 1 in their preseason polls, while the Sporting News, Sports Illustrated and USA Today rank MSU at No. 2, and CBSSports.com and ESPN.com have the Spartans at No. 3.

The 2012-13 campaign saw the Spartans make a second straight Sweet 16 appearance and their fifth in the last six seasons. Michigan State returns 84.2 percent of its points, 79.3 percent of its rebounds, 84.0 percent of its assists and 83.1 percent of its minutes played from last season, with six of its top seven scorers back in the Green and White. Derrick Nix exhausted his eligibility, but when everyone else, including senior Adreian Payne and sophomore Gary Harris, said no to the NBA, the process was put in motion for a special season in 2013-14.

Michigan State's starting lineup has four positions that are well defined, with all-star candidates Keith Appling, Branden Dawson, Gary Harris and Adreian Payne providing great experience. The fifth starter could come from a variety of people, depending on if the Spartans want to play big with Dawson at the 3 and Payne at the 4, or small with Dawson at the 4 and Payne at the 5.

"On paper, that's a pretty good starting lineup, with a little bit of an unknown there," said Izzo. "I kind of like what every guy can do that we have there, and it might be a little bit by committee. I like that we have the versatility to move Payne or Dawson around. We're going to be able to play small, and we're going to be able to play big. That's one thing we've maintained in this program, our versatility. But guys have had great summers and I'm excited to see who steps forward and makes claim on that fifth spot."

## SPARTAN BACKCOURT

Michigan State features one of the nation's top backcourts, including a very talented and experienced trio of starting guards, ranked the third best group in the nation by Lindy's. Senior Keith Appling is in his third season as the starting point guard. Having entered MSU as a shooting guard, he's made improvements each year in his role as a facilitator and distributor.

Michigan State head coach Tom Izzo believes one of the keys to his team reaching its lofty goals is the play of his senior.

"The million dollar question to me, like it is in every sport, 'did your quarterback improve?' and I think mine did," said Izzo. "He's really embraced becoming a better passer. You could see it during our summer workouts that he's realizing that the great pass is almost more exciting to the person who threw it than making a great shot is for the shooter. I think Keith's ability to get all those other guys involved is going to be the key for us going from good to great."

As a freshman, Appling shot .411 from 3-point range, playing off the ball. As a sophomore, that number dropped to .250. And while he improved just slightly to .320 last season behind the arc, Izzo is not concerned about Appling's shooting ability.

## RETURNING PRODUCTION

Michigan State returns an impressive 84.2 percent of its points, 79.3 percent of its rebounds and 84.0 percent of its assists. Here's a look at the top returners in 2013-14:

### Scoring

**Return 84.2 percent (2060 of 2448 points)**

Keith Appling - 13.4 ppg

Gary Harris - 12.9 ppg

Adreian Payne - 10.5 ppg

### Rebounding

**Return 79.3 percent (984 of 1241 rebounds)**

Adreian Payne - 7.6 rpg

Branden Dawson - 5.9 rpg

Denzel Valentine - 4.1 rpg

### Assists

**Return 84.0 percent (398 of 474 assists)**

Keith Appling - 3.3 apg

Denzel Valentine - 2.4 apg

Travis Trice - 1.9 apg



*Keith Appling leads all returning Spartans in scoring and assists.*

## 2013-14 OUTLOOK

"I think he made progress last year," said Izzo. "He was shooting with more confidence last year, and he's really spent some good time in the gym during the spring and summer, so I would expect continued improvement."

Sophomore Gary Harris had a remarkable freshman campaign, becoming the first Spartan to earn Big Ten Freshman of the Year honors since the award's inception in 1986. And yet, it's possible that it could have been an even bigger year. Harris was on his way to one of the best career starts in MSU history, becoming just the third Spartan freshman to ever score in double figures in his first three games. But in the first minute of the fourth game of the year, Harris suffered a shoulder injury that would cause him to miss all of two games and most of a third. Even though he returned to the lineup, the injury persisted through much of the season, while also injuring the other shoulder later in the season.

But despite the ailments, Harris was the team's second leading scorer, as his 12.9 points per game average was the third best ever for a Spartan freshman. Known in high school for his ability to attack the rim, Harris emerged as a potent long-range shooter, as his 65 3-pointers are second most ever for an MSU freshman, while shooting .472 from behind the arc in conference play. After the season, Harris faced two decisions: 1) whether to return to MSU for his sophomore season or enter the NBA draft where some projections had him as a lottery pick and 2) whether to undergo surgery on his shoulders. Ultimately, Harris opted to return to MSU and to not operate on his shoulders, putting all his efforts into strengthening his shoulders and rehabilitation.



**Gary Harris is a preseason second-team Sporting News All-American.**



**Brandon Dawson is poised for an explosive breakout junior season.**

"Gary decided to stay in East Lansing this summer, opting not to play with USA Basketball, which I think was a pretty educated and mature decision on his part," said Izzo.

Izzo is excited to use Harris' offensive versatility in the coming season, highlighting the skill set that made the Sporting News and USA Today pick him as a preseason second-team All-American.

"We're going to use him in 100 different ways," Izzo said. "He'll have the ball in his hands more, more pick-and-rolls for him, more pick-and-pops. He's also really improved his ability to shoot off the dribble and pull up on a dime. Perhaps most importantly, we've never had a guy who can shoot it like that and still guard people."

What makes MSU's backcourt unique is that they excel defensively as well as offensively. Appling and Harris can both star as lockdown defenders. And their partner on the wing, junior Brandon Dawson, has the strength and athleticism to provide a suffocating presence for Spartan opponents.

Dawson appeared in every game in 2012-13 and started all but one, which is a remarkable feat considering he suffered a torn ACL in his left knee in March 2012. But while he never missed any game time, he never had the opportunity to develop his skill set in Summer 2012. Izzo believes the missed practice time and the mental hurdles of overcoming injury took their toll on Dawson last season, as he averaged 8.9 points and 5.9 rebounds.





## 2013-14 OUTLOOK

"To have seven-and-a-half months of rehab and then start playing is a positive freak of nature," said Izzo. "He did some things that were incredible, but I don't think mentally he was where he needed to be to do some things. He had a solid year, but nothing compared to the kid I recruited. He used to be a dynamic, fierce dunker where he did it with strength and power, but last season he would get a breakaway and lay it in. He was healthy physically, but I'm not sure he was healthy mentally. He's a tough kid, but his subconscious was getting to him a lot of times."

"When I watched him this summer, he was finishing so much better. I think we will see a lot different kid this year. He's also worked on his shot a lot. He's still got work to go, but he's making strides."

Michigan State is also blessed with great perimeter depth, beginning with letterwinners Russell Byrd, Travis Trice and Denzel Valentine.

Trice is one of several Spartans hoping for a healthier season in 2013-14. Trice's issues last year began with an illness that caused him to lose over 20 pounds, and kept him out of action for most of the summer. In the first game of the season, he suffered a concussion and missed the next five games, eventually suffering a second concussion in the middle of the Big Ten season.

When healthy, Trice was a productive point guard off the bench, shooting .403 from behind the 3-point arc and averaging nearly two assists per game. As bad as last year's offseason was for Trice, this summer was that productive.



*Denzel Valentine has the versatility to play several positions on the perimeter.*

"I just love what Travis has done," explained Izzo. "He has made significant improvements. He's a worker, he's jumping better, and he's even dunking better as one of our best leapers."

Denzel Valentine's freshman season was an up and down campaign. Some moments he was making a flashy play or displaying his versatility to score, rebound and distribute, while at other times, he struggled with turnovers. As Izzo explains, Valentine's ability to control turnovers will be key.

"He can make some great passes, but he's got to be a little more level-headed and understand the speed and size of the game at this level," explained Izzo. "But we love his versatility and that we can play him at three different positions. We'll play him some at the point because of his passing, he's working hard to become a better shooter, and he may be one of the better rebounding guards I've ever had."

But even for all of his on-court versatility, there is something else about Valentine that excites Izzo.

"There aren't many guys that I've recruited that possess the leadership skills that Denzel does," said Izzo. "He's a pied piper, leading other guys and dragging them along. It doesn't matter if it's in the gym, or in the film room, he's putting in the time and making others better too."

Red-shirt junior Russell Byrd was plagued by injury for most of his first two seasons at MSU, undergoing three surgeries in a span of 13 months on his left foot. He was healthy throughout 2012-13, but the accumulation of missed time was a difficult obstacle to overcome.



*Travis Trice is comfortable directing the Spartan attack from the point.*



## 2013-14 OUTLOOK



**Finally healthy, Russell Byrd is looking to regain his prolific shooting touch.**

"Three surgeries have been both mentally and physically draining for him," said Izzo. "He's definitely shooting the ball better, and now the key is to get his athleticism back. If he can start knocking down shots like he did when we recruited him, I think his confidence will come back and he can really take off. I think he's more confident now than at any time during his career, and we hope that will lead to increased production."

Freshman Alvin Ellis III is a bit of an unknown in the backcourt. He committed to Minnesota early, but after a coaching change, he was looking for a different fit. He eventually landed at MSU, and has been impressive in summer workouts.

"He has a great understanding of the game and is a great kid," said Izzo. "He's got to get stronger and better defensively, but we love his versatility. He handles and passes and shoots it pretty well, so it will be interesting to see where he'll fit in for us."

Third-year walk-on Keenan Wetzel continues to show great improvement, continually working on his outside shooting. He's improved to the point that under the right situation he could earn spot minutes.

Senior walk-on Dan Chapman is in his final year with the Spartans. And while he's played very limited minutes, his contributions to the team aren't lost on his head coach.

"He's done a great job on scout team, and I wouldn't trade him for the world," explained Izzo.

## SPARTAN FRONTCOURT

Any discussion of Michigan State's frontline, ranked the fifth-best frontcourt in the nation by Lindy's, begins with senior Adreian Payne. Payne exploded midway through the season and would eventually earn second-team All-Big Ten honors in 2012-13. He averaged 10.5 points and led the Spartans with 7.6 rebounds per game, recording nine double-doubles on the season, including six in the final 11 games of the season. His game really began to flourish when he added the 3-point shot to his offensive arsenal. Through the first 16 games of last season, he attempted just one 3-pointer, but would hit 16-of-41 over the final 20 contests. Combined with his length and athleticism, his newfound 3-point shooting made him an intriguing NBA prospect by the end of the season. Payne would take his decision down to the final day, but ultimately made the choice to return for his senior season.


"I believe physically Adreian Payne was a first round pick last year, but I think there were areas for development," said Izzo. "This summer I've seen a more mature kid and that's going to help him when he does take the next step. And as most NBA people told me, to have a career in the league and not just a cup of coffee, he had to get mentally stronger. I've seen a big change in that area, which will benefit him and us."



**Blue Ribbon Yearbook named Adreian Payne a preseason first-team All-American.**



# 2013-14 OUTLOOK



**Junior Alex Gauna (left) and sophomore Matt Costello (right) enter the season eager to compete for significant minutes along the Spartan front line.**

Payne was selected to play with USA Basketball on the World University Games team this summer. He struggled with foul trouble and didn't have the tournament he would have liked. Still, Izzo sees a benefit to that experience.

"He had to learn how to deal with adversity and that will make him stronger," said Izzo. "Before he left, he was working harder than he ever had in his life, and when he returned it was more of the same. The break was good for him and it forced him to mature even more, so it was all positive."

Look for Payne to continue to contribute offensively in the post and from the outside. It's a potent mix, one that has caught the eye of many experts, as Payne has been named preseason first-team All-American by Blue Ribbon Yearbook, and was tabbed as the nation's top center by Lindy's.

There's a battle to see who will play next to Payne with many intriguing parts. Red-shirt junior Alex Gauna and sophomore Matt Costello give the Spartans experience next to Payne. Both averaged 6.1 minutes per game last season, although both are poised for a breakout sophomore campaign.

What Gauna brings to the team is a bit more of a refined offensive game, having worked to stretch his range out to the 3-point arc. Early in his career, the knock on him was that he didn't love the game, but that's also an area where Izzo has seen improvement.

"He's spending so much more time in the gym than he used to," said Izzo. "I know that's going to benefit him a lot. He's shooting the ball really well, but I'd also like to get him in the post a little bit more. He's a good athlete and can be a very good rebounder."

Costello plays with great energy and strength in the post, and has put in a lot of time in the gym over the summer working to refine his raw skills.

"Like a Draymond Green, Costello uses his intelligence over his athletic ability," said Izzo. "He's a very good athlete, although he doesn't have great lateral quickness, but he's so smart and he understands the game so well. He has good timing and has developed into a pretty good shot blocker. He has great toughness and is a good rebounder, but I'd like to see him get up quicker. But he's working on that, and he's been maybe as good a big man as I've ever had at working on his game."

Costello and Gauna have more experience than the other Spartans in the frontcourt mix, namely red-shirt freshman Kenny Kaminski and freshman Gavin Schilling.

Despite his 6-8, 240-pound frame, Kaminski is one of the best shooters on the squad. He suffered a shoulder injury last fall that forced him to miss several months and redshirt. When he returned to the practice court, he caused the starters fits at times with his ability to make shots, an attribute the Spartans hope translates to the court this season. Offensively, he could play a couple different positions although his ability to defend quicker players could be his limitation.

"Kenny can flat-out shoot it — and from long range and effortlessly," said Izzo. "He's dropped a lot of weight throughout the year and summer and is the best frame of mind he's been in. But he's still an x-factor, an unknown. I see him as a great pick-and-pop guy. I know he could play some 3 for us, but he's got to be able to guard a 3, and that's the biggest question mark right now."

## 2013-14 OUTLOOK

While Kaminski's biggest strength is his outside shooting, Schilling's biggest asset is his toughness and non-stop motor. Schilling is relatively new to the game, as he didn't start playing basketball until middle school. As a junior, he was a teammate of Ellis III at Chicago De La Salle before heading to Findlay Prep in Henderson, Nev., for his senior season. A bit of an under-the-radar recruit, several schools made a late push at Schilling before he committed to the Spartans during the NCAA Tournament. At 6-9, 230 pounds he has great strength, but is also raw offensively. But that hasn't stopped him from making an impression on his new coach.

"If I had to be surprisingly impressed by someone this summer it would be by Gavin," admitted Izzo. "He has Antonio Smith quickness and is tough as nails. He can jump out on ball screens and he rolls hard. When former players come back, they've been impressed with his ability to mix it up and knock people around."

Red-shirt sophomore Colby Wollenman joined the Spartans prior to the 2011-12 season as a walk-on, but when he continued to show improvement, he redshirted last season.

"Our coaching staff loved him so much they said 'this kid should redshirt instead of playing a few minutes here and there,'" said Izzo. "He's continued to improve and I could see him getting real playing time under certain circumstances."

Sophomore Trevor Bohnhoff walked onto the squad last season and helps with the Spartan scout team in the frontcourt.

## THE SCHEDULE

The Spartans will face 15 teams that competed in postseason play last year, including nine that played in the NCAA Tournament. At least eight 2013-14 opponents are ranked in various preseason polls, including six in the Top 15. The Spartans will play as many as 19 of 31 regular-season games against teams that played in the 2013 postseason, including as many as 13 against 2013 NCAA Tournament squads. Twelve of the 31 games are against teams ranked in the preseason Top 25.

Michigan State will play seven Big Ten opponents twice with single games against Nebraska (home), Minnesota (home), Wisconsin (road) and Purdue (road). The Big Ten Tournament returns to Indianapolis at Bankers Life Fieldhouse in 2014.

"There's no question we've put together another challenging schedule," said MSU head coach Tom Izzo. "It's difficult right from the beginning with games against Kentucky and North Carolina, along with a trip to Brooklyn for the Coaches vs. Cancer Classic. Add a game at the Palace against Oakland, a road game against Texas in late December, and the Super Bowl Saturday event with Georgetown, and we have a great mix not only of different teams and playing styles, but also venues and atmospheres."

"I'm excited about the home schedule as well for our loyal fans, playing North Carolina at home, in addition to the Big Ten teams that will come to Breslin this season. The Big Ten was outstanding last season, and yet as I look at this year, seeing six teams ranked in the Top 25, sometimes as many as four in the Top 15, I think this year could be even better."





## 11 KEITH APPLING

SENIOR • GUARD • 6-1 • 185 • DETROIT, MICH./PERSHING





## 11 KEITH APPLING

## CAREER STATS

Year	GP/GS	Min./Avg	FG-FGA	FG%	3FG-FGA	3FG%	FT-FTA	FT%	OFF-DEF	REB	AVG	PF/D	A	TO	BL	ST	PTS	AVG
10-11	34/18	780/22.9	72-165	.436	39-95	.411	34-38	.895	19-77	96	2.8	76/0	45	53	16	21	217	6.4
11-12	37/37	1139/30.8	131-307	.427	24-96	.250	134-170	.788	17-89	106	2.9	90/1	144	85	15	43	420	11.4
12-13	36/36	1208/33.6	156-376	.415	41-128	.320	128-171	.749	14-109	123	3.4	83/1	120	84	20	46	481	13.4
<b>Totals</b>	<b>107/91</b>	<b>3127/29.2</b>	<b>359-848</b>	<b>.423</b>	<b>104-319</b>	<b>.326</b>	<b>296-379</b>	<b>.781</b>	<b>50-275</b>	<b>325</b>	<b>3.0</b>	<b>249/2</b>	<b>309</b>	<b>222</b>	<b>51</b>	<b>110</b>	<b>1118</b>	<b>10.4</b>

## THE WORD

Enters his third season as the Spartan point guard • Ranked the No. 6 point guard in the nation by Lindy's College Basketball Magazine • Preseason first-team All-Big Ten honoree as selected by Lindy's and second-team honoree by USA Today • Among the nation's elite defenders • Quick, explosive guard that will attack the rim • Has a knack for making clutch plays at winning time.

## 2012-13

Second-team All-Big Ten honoree as voted by the league's coaches and a third-team selection by the media • Voted MSU Team MVP by the media • Shared MSU's John E. Benington Best Defensive Player Award with Gary Harris • Named a tri-captain by Coach Izzo on Jan. 20 • Only Spartan to start all 36 games • Led team in scoring (13.4 ppg), assists (3.3 apg), and minutes played (33.6 mpg) • Scored in double figures in 25 games, including four games of 20 or more points • MSU was 20-4 when he scored in double figures and 4-0 when he scored 20 or more • Led the team in scoring in 16 games • Ranked eighth in the Big Ten in assist-to-turnover ratio (1.4) • Only Spartan to average more than 30 minutes per game, he played 38 or more minutes in 12 contests • Ranked second on the team with 41 3-point field goals made and 128 3-point field goals attempted • Ranked among the Big Ten leaders in scoring (14th, 13.4 ppg), assists (10th, 3.3 apg), assist-to-turnover ratio (8th, 1.4), steals (12th, 1.3 spg) and free-throw percentage (14th, .749) in all games • In conference games, ranked among

the Big Ten's top 10 in assists (t-7th, 3.4 apg), assist-to-turnover ratio (7th, 1.5) and steals (t-9th, 1.3 spg) • Developed a reputation for late-game clutch plays including scoring five points in the final 1:36 of a 67-64 win over No. 7 Kansas (11/13), scoring 16 of his game-high 19 points in the second half • In a 59-56 win over No. 11 Ohio State (1/19), he had a direct hand in MSU's final nine points, including scoring the Spartans' final six points • In an 80-75 win over Illinois (1/31), Appling scored 19 of his game-high 24 points in the second half, scoring or assisting on 11 of MSU's 14 second-half field goals, scoring nine points in the final 4:22; added a season-high eight rebounds against the Illini • Named co-Big Ten Player of the Week on Feb. 4 following his effort against the Illini • Scored a season-high 25 points against Tuskegee (12/15), hitting 7-of-9 shots from the field and 11-of-13 from the foul line • Scored 22 points against Boise State (11/20), playing all 40 minutes and converting on a crucial three-point play with 14 seconds remaining in a 74-70 victory; also dished out seven assists against the Broncos • Scored a game-high 20 points against Oakland (11/23), as his 3-pointer sparked a closing 15-1 run against the Golden Grizzlies • Scored a game-high 19 points in a 49-47 win at Wisconsin (1/22), adding six rebounds against the Badgers • Grabbed five rebounds in 13 games or more, including a season-high eight against Illinois, and seven rebounds against Michigan (2/12) • Dished out a season-high nine assists against Nebraska (1/13) • Recorded six games with six or more assists • Tallied eight assists and just one turnover against Purdue (1/5) • Ranked second on the team with 46 steals • Tallied two or more steals in 13 contests • Recorded a career-high six steals against Minnesota (12/31).





## 11 KEITH APPLING



### 2011-12

Only Spartan to start all 37 games • Averaged 11.4 points, 2.8 rebounds and 3.9 assists • Led the Spartans in assists, while ranking second in scoring and steals (43) • Third-team All-Big Ten honoree • Recipient of MSU's Best Defensive Player Award • Ranked seventh in the Big Ten in assists overall (3.9 apg) and fifth in conference games (4.1 apg) • Ranked eighth in the Big Ten in free-throw percentage (.788) overall and 13th in conference games (.785) • Ranked eighth in the Big Ten in assist-to-turnover ratio (1.7) overall and 10th in conference games (1.5) • Ranked tied for 15th in the Big Ten in steals (1.2 spg) overall and tied for seventh in conference games (1.4 spg) • Scored in double figures in 23 games, including four games of 20 or more points • Led the Spartans in scoring in six games: vs. Duke (11/15 - 22 points), Florida State (11/30 - 24 points), Lehigh (12/22 - 19 points), Indiana (12/28 - 25 points), at Northwestern (1/14 - 17 points) and against Saint Louis (3/18 - 19 points) in the third round of the NCAA Tournament • Solid all-around performance at home against Indiana (12/28) with 25 points, six rebounds and seven assists • Named co-Big Ten Player of the Week on Jan. 2, following MSU's wins vs. Indiana (12/28) and at Nebraska (12/31), averaging 19.5 points, 5.5 assists and 3.5 rebounds • Led the Spartans in assists in 16 contests, dishing out five or more assists in 15 contests • Recorded a season-high nine assists against Iowa (1/10), while committing zero turnovers • Tallied eight assists against UMKC (12/19),



and had four more contests with seven or more assists • Tallied two or more steals in 13 games, including four games with three or more • Led MSU with 134 made free throws • Other complete performances include 13 points, a season-high nine rebounds and seven assists against Nebraska Omaha (12/4) • Played with USA Basketball at the 2011 FIBA U19 World Championships, averaging 4.1 points and 10.3 minutes per contest.

## 11 KEITH APPLING

## 2010-11

Appeared in 34 games, starting 18, including 16 Big Ten contests • Averaged 6.4 points and 2.8 rebounds • Shot a team-best .411 from 3-point range (39-95) • 39 3-point field goals rank third all-time among Spartan freshman, while his 95 attempts rank fourth and his .411 percentage ranks fifth • Shot .895 from the foul line (34-38), tops on the squad among players with more than 20 attempts • Recipient of MSU's Best Defensive Player Award • Scored 14 points in his Spartan debut vs. Eastern Michigan (11/12), ranking fifth all-time among MSU freshman debuts • Scored in double figures in eight games, leading the squad twice • Led MSU in rebounding in two games and in assists twice • Scored a season-best 19 points in MSU's 71-67 overtime win against Northwestern (1/15); his 3-pointer put the Spartans ahead for good in the extra period. Connected on 5-of-8 3-pointers against the Wildcats • Scored 18 points vs. Iowa (3/2), hitting 7-of-8 from the field, including 4-of-5 from 3-point range, and adding six rebounds • Grabbed seven rebounds vs. Purdue (2/27), and totaled five or more in five other games • Blocked five shots vs. Northwestern (1/3), tying the fourth-best single-game effort by a Spartan and the most ever by a guard • Dished out three assists or more in seven games.

## HIGH SCHOOL

2010 McDonald's All-American • 2010 Hal Schram Mr. Basketball Award winner • Averaged 28.1 points, six rebounds, five assists and three steals as a senior, leading Pershing High School to Detroit Public School League title • 2010 Dream Team selection as chosen by the Detroit Free Press and The Detroit News • 2010 All-Metro and All-Detroit honoree as selected by the Detroit Free Press and The Detroit News • Participated in 2009 NBA Players Association Top 100 Camp • 2009 Associated Press Class A Player of the Year • Averaged 23.9 points, six assists and five rebounds as a junior • Led Pershing to 2009 Class A State Championship, scoring a state title-game record 49 points, while shooting 17-of-24 from the field, including 5-of-7 from 3-point range • Teamed with former Spartan teammate Derrick Nix to lead Pershing to state title • 2009 Dream Team honoree, as selected by the Detroit Free Press and The Detroit News, also earning All-Detroit and All-Metro honors • Averaged 20.9 points, 4.2 rebounds and 2.8 assists as a sophomore, leading Pershing to Class A title game • Second-team Class A All-State selection as chosen by the Detroit Free Press, earning second-team All-Metro and first-team All-Detroit accolades • Third-team All-State honoree as selected by The Detroit News, also earning All-Metro honors • Ranked nationally by Rivals.com (38), ESPN Top 100 (27) and Scout.com (45) • Among the top players in the nation at his position as ranked by ESPN Top 100 (4 Shooting Guard), Scout.com (10 SG) and Rivals.com (11 Point Guard) • Played for Coach A.W. Canada at Pershing High School.

## PERSONAL

Born Feb. 13, 1992 • Son of Tottie Collins • Attended the same high school as former Spartan All-American Steve Smith • Sociology major.





# 13 TREVOR BOHNHOFF

SOPHOMORE • FORWARD • 6-7 • 215 • SAGINAW, MICH./NOUVEL





## 13 TREVOR BOHNHOFF

## CAREER STATS

Year	GP/GS	Min./Avg	FG-FGA	FG%	3FG-FGA	3FG%	FT-FTA	FT%	OFF-DEF	REB	AVG	PF/D	A	TO	BL	ST	PTS	AVG
12-13	4/0	3/0.8	0-0	.000	0-0	.000	1-2	.500	1-0	1	0.3	0/0	0	0	0	1	1	0.3
<b>Totals</b>	<b>4/0</b>	<b>3/0.8</b>	<b>0-0</b>	<b>.000</b>	<b>0-0</b>	<b>.000</b>	<b>1-2</b>	<b>.500</b>	<b>1-0</b>	<b>1</b>	<b>0.3</b>	<b>0/0</b>	<b>0</b>	<b>0</b>	<b>0</b>	<b>1</b>	<b>1</b>	<b>0.3</b>

## THE WORD

Joined the Spartans as a walk-on during the 2012-13 season • Adds depth to the Spartan frontcourt as a member of the scout team.

## 2012-13

Appeared in four games, seeing action at Purdue (2/9), in home games against Michigan (2/12) and Wisconsin (3/7) and against Memphis (3/23) in the third round of the NCAA Tournament • Grabbed one rebound and made 1-of-2 free throws against Michigan • Recorded a steal against Wisconsin.

## HIGH SCHOOL

Three year letterwinner at Nouvel Catholic Central • Bank Hoops second-team all-state selection • Averaged a double-double for the season with team-highs of 17.6 points and 11 rebounds • Led the Panthers to Class C regional finals • Saginaw News area Dream Team selection for Class C-D • Basketball Coaches Association of Michigan Class C-D All-State selection, earning a spot in the all-star contest played at The Palace of Auburn Hills • Led the team in scoring (14.7 ppg) and rebounding (7.6 rpg) as a junior.

## PERSONAL

Born Nov. 6, 1993 • Son of Craig and Teresa Bohnhoff • Pre-med student with plans to major in human biology.





# 0 RUSSELL BYRD

R-JUNIOR • GUARD • 6-7 • 205 • FORT WAYNE, IND./BLACKHAWK CHRISTIAN



## O RUSSELL BYRD

## CAREER STATS

Year	GP/GS	Min./Avg	FG-FGA	FG%	3FG-FGA	3FG%	FT-FTA	FT%	OFF-DEF	REB	AVG	PF/D	A	TO	BL	ST	PTS	AVG
11-12	27/0	149/5.5	12-43	.279	9-33	.273	8-10	.800	8-8	16	0.6	18/0	11	9	3	5	41	1.5
12-13	27/0	202/7.5	14-51	.275	7-41	.171	8-16	.500	9-10	19	0.7	21/0	11	13	1	2	43	1.6
Totals	54/0	351/6.5	26-94	.277	16-74	.216	16-26	.615	17-18	35	0.6	39/0	22	22	4	7	84	1.6

## THE WORD

Strong wing with great size • Sharp shooter with excellent range  
 • Enjoyed injury-free 2012-13 campaign after undergoing three surgeries on his left foot between May 2010 and May 2011.

## 2012-13

Voted co-captain by his teammates prior to the season • Appeared in 27 games, averaging 7.5 minutes, 1.6 points and 0.7 rebounds • Ranked sixth on the team with seven made 3-pointers • Scored a season-high seven points and grabbed a season-high tying three rebounds against Tuskegee (12/15) • Played 10 or more minutes in eight contests, including three games of 20 or more minutes, playing a season-high 23 minutes against Boise State.

## 2011-12

Appeared in 27 games, averaging 5.5 minutes, 1.5 points and 0.6 rebounds • Ranked sixth on the team with nine made 3-pointers • Scored a season-high eight points against Iowa (3/9) in the Big Ten Tournament quarterfinals • Knocked down two 3-pointers for six points against Nebraska (2/25) • Played a season-high 13 minutes against Nebraska Omaha (12/4), recording five points and two rebounds.

## 2010-11

Redshirted due to injured left foot.



## HIGH SCHOOL

Averaged 23.2 points and 10.1 rebounds as a senior at Blackhawk Christian • Earned second-team all-state honors, becoming the school's first-ever Indiana All-Star • 2010 First-team All-Northeast Indiana honoree • 2010 Fort Wayne News-Sentinel All-Area selection • Averaged 19.1 points, 8.3 rebounds and 3.2 assists as a junior captain • First-team All-Northeast Indiana honoree • Indiana Junior All-Star • 2009 Associated Press All-State honorable mention • Fort Wayne News-Sentinel All-Area selection • One of 30 prep players selected to participate in the 2009 Nike Global Challenge in August, where he teamed with Spartan teammate Adreian Payne on Team USA Midwest • Participated in the 2009 NBA Players Association Top 100 Camp, where he connected on 18-of-26 attempts from 3-point range • Participant at 2009 LeBron James Skills Academy and the 2009 Vince Carter Skills Academy, a skills camp for the top 20 prep wings in the country • Averaged 14 points and 10 rebounds as a sophomore, as Blackhawk Christian posted a 19-6 record, finishing in Elite 8 of Class 1A, winning a sectional championship • Ranked nationally by ESPN Top 100 (61), Scout.com (82) and Rivals.com (115) • Among the top players in the nation at his position as ranked by ESPN Top 100 (20 Shooting Guard), Scout.com (19 Shooting Guard) and Rivals.com (21 Small Forward) • Played for Coach Jay Sefton at Blackhawk Christian High School • Also excelled at golf.

## PERSONAL

Born March 4, 1992 • Son of Kelly and Kebra Byrd • Economics major.





## 40 DAN CHAPMAN

SENIOR • GUARD • 6-3 • 190 • OKEMOS, MICH./OKEMOS





# 40 DAN CHAPMAN

## CAREER STATS

Year	GP/GS	Min./Avg	FG-FGA	FG%	3FG-FGA	3FG%	FT-FTA	FT%	OFF-DEF	REB	AVG	PF/D	A	TO	BL	ST	PTS	AVG
10-11	4/0	4/1.0	0-0	.000	0-0	.000	0-0	.000	0-0	0	0.0	0/0	0	1	0	0	0	0.0
11-12	15/0	17/1.1	0-5	.000	0-2	.000	0-0	.000	1-5	6	0.4	1/0	1	0	0	0	0	0.0
12-13	11/0	10/0.9	0-2	.000	0-1	.000	0-0	.000	0-2	2	0.2	1/0	0	0	0	0	0	0.0
<b>Totals</b>	<b>30/0</b>	<b>31/1.1</b>	<b>0-7</b>	<b>.000</b>	<b>0-3</b>	<b>.000</b>	<b>0-0</b>	<b>.000</b>	<b>1-7</b>	<b>8</b>	<b>0.3</b>	<b>2/0</b>	<b>1</b>	<b>1</b>	<b>0</b>	<b>0</b>	<b>0</b>	<b>0.0</b>

## THE WORD

Joined the Spartans as a walk-on prior to the 2010-11 season • Adds depth to the Spartan backcourt as a key member of the scout team.

## 2012-13

Academic All-Big Ten honoree • Recipient of MSU's Tim Bograkovs Walk-On Award • Appeared in 11 games • Grabbed a rebound against Texas Southern (11/18) and Memphis (3/23) in the third round of the NCAA Tournament • Played a season-high two minutes against Arkansas Pine Bluff (12/5) and Michigan (2/12).

## 2011-12

Academic All-Big Ten • Recipient of Tim Bograkovs Walk-On Award • Appeared in 15 games • Grabbed two rebounds vs. Texas Southern (11/18).

## 2010-11

Appeared in four contests off the Spartan bench.

## HIGH SCHOOL

Served as captain for the Okemos High School basketball team as a senior • Earned honorable mention all-conference and Academic all-league accolades as a senior • Multi-position player as a junior for district and league championship team • Three-year varsity golfer, helping guide team to league championships as a junior and senior • Senior year team captain with all-area Division I and Academic All-State honors.

## PERSONAL

Born May 15, 1992 • Son of Steve and Michelle Chapman • Physiology major • Enrolled in MSU's Honors College.





# 10 MATT COSTELLO

SOPHOMORE • FORWARD • 6-9 • 240 • BAY CITY, MICH./BAY CITY WESTERN



# 10

## 10 MATT COSTELLO

## CAREER STATS

Year	GP/GS	Min./Avg	FG-FGA	FG%	3FG-FGA	3FG%	FT-FTA	FT%	OFF-DEF	REB	AVG	PF/D	A	TO	BL	ST	PTS	AVG
12-13	30/0	184/6.1	15-32	.469	0-0	.000	14-17	.824	10-30	40	1.3	36/0	5	7	13	6	44	1.5
<b>Totals</b>	<b>30/0</b>	<b>184/6.1</b>	<b>15-32</b>	<b>.469</b>	<b>0-0</b>	<b>.000</b>	<b>14-17</b>	<b>.824</b>	<b>10-30</b>	<b>40</b>	<b>1.3</b>	<b>36/0</b>	<b>5</b>	<b>7</b>	<b>13</b>	<b>6</b>	<b>44</b>	<b>1.5</b>

## THE WORD

Long, tough post player • Strong rebounder that loves to attack the glass • Uses his intelligence and basketball IQ to his advantage • Has good timing that equates to a proficiency at blocking shots.

## 2012-13

Appeared in 30 games, averaging 6.1 minutes • Averaged 1.5 points and 1.3 rebounds, shooting .469 from the field • His .824 free-throw percentage (14-17) was tops on the team • Ranked fourth on the team with 13 blocks, averaging a block every 14.2 minutes • Averaged 8.0 minutes in the last 13 games after playing more than eight minutes just once in the first 23 games • Turned in one of his best games in a 75-52 win over No. 4 Michigan (2/12), scoring a season-high eight points and grabbing a Big Ten season-high six rebounds, hitting all three field goal attempts and both free throw attempts • Scored six points and grabbed a season-high seven rebounds against Tuskegee (12/15) • Blocked a season-high three shots against No. 1 Indiana (2/19) • Blocked two shots each against Texas Southern (11/18), Nebraska (2/16) and Valparaiso (3/21) in the second round of the NCAA Tournament • Missed the first two games of the season and both exhibition games with a bruised back.

## HIGH SCHOOL

2012 Hal Schram Mr. Basketball Award winner • 2012 Gatorade Michigan High School Player of the Year • 2012 Parade Magazine All-American • Detroit Free Press and The Detroit News Dream Team selection for the second straight year • Averaged 25.1 points, 19.1 rebounds, 4.0 assists and 4.0 blocks per game at Bay City Western for Coach Chris Watz • Led the Warriors to the Class 4A regional semifinals, an 18-6 record, and a second-straight district championship • Finished his career as the school's all-time leader in points (1,518), rebounds (1,069) and blocked shots (280) • Ranked among the top 100 players in the nation by Rivals.com (#83), ESPN100 (#87), and Scout.com (#95) • Rated among the top players at his position by ESPN100 (#17 power forward), Rivals.com (#21 power forward), and Scout.com (#23 center) • 2011 Gatorade Michigan High School Player of the Year • Detroit Free Press and The Detroit News Dream Team selection • Averaged 19.8 points, 13.0 rebounds and 3.8 blocks as a junior, shooting 53.4 percent from the field and 72 percent from the foul line • Posted a school-record 19 double-doubles • Helped team improve from 10-11 in 2010 to 24-3 in 2011, leading Bay City Western to Class A state semifinals for the first time in school history • MVP of Saginaw Valley Association • Attended 2011 NBA Top 100 Camp • Averaged 16.7 points 11.8 rebounds, 3 blocks and 3 assists as a sophomore • Set a school record with 14 blocks in a single game • 2010 Bay City Times Dream Team and first-team All-Saginaw Valley League selection • National Honor Society member.

## PERSONAL

Born May 15, 1992 • Son of Steve and Michelle Chapman • Supply chain management major • Enrolled in MSU's Honors College.





## 22 BRANDEN DAWSON

JUNIOR • GUARD/FORWARD • 6-6 • 225 • GARY, IND./LEW WALLACE





## 22 BRANDEN DAWSON

## CAREER STATS

Year	GP/GS	Min./Avg	FG-FGA	FG%	3FG-FGA	3FG%	FT-FTA	FT%	OFF-DEF	REB	AVG	PF/D	A	TO	BL	ST	PTS	AVG
11-12	31/31	640/20.6	109-189	.577	0-3	.000	41-69	.594	67-72	139	4.5	41/0	29	43	26	29	259	8.4
12-13	36/35	969/26.9	139-262	.531	0-5	.000	43-80	.538	77-135	212	5.9	58/0	47	73	33	57	321	8.9
Totals	67/66	1609/24.0	248-451	.550	0-8	.000	84-149	.564	144-207	351	5.2	99/0	76	116	59	86	580	8.7

## THE WORD

Looking for a breakout season after a strong summer of skill development; after being forced to spend last summer rehabbing an ACL injury suffered in March 2012 • Named the Big Ten's Most Entertaining Player and a preseason third-team All-Big Ten selection by Lindy's College Basketball Magazine • Owns a dynamic combination of elite athleticism and Big Ten strength • Has tremendous rebounding instincts both on the offensive and defensive ends • Has developed into a strong defender with the ability and versatility to defend multiple positions.

## 2012-13

Appeared in all 36 games, starting 35, averaging 26.9 minutes, fourth most on the team • Did not miss a game or practice all season despite suffering a torn left ACL in the 2012 regular-season finale • Averaged 8.9 points, fifth best on the team, and 5.9 rebounds, third best on the team • Shot .531 from the field, ranking second on the team among players with more than 100 attempts, and seventh in the Big Ten • Led the Spartans in steals (57), ranking sixth in the Big Ten (1.6 spg) • In conference games, he ranked sixth in the Big Ten in field-goal percentage (.532) and eighth in steals (1.4 spg) • Scored in double figures in 16 games, leading the team in two contests • MSU was 13-3 when he scored in double-figures • Scored a season-high 20 points at Purdue (2/9), hitting 7-of-9 from the field and 6-of-6 from the foul line • Recorded three double-doubles on the season, including an 18-point, 13-rebound performance at Wisconsin (1/22) • Also posted double-doubles against Connecticut (11/9) in the season opener (15 pts., 10 reb.) and against Purdue (1/5) at home (14 pts., 11 reb.) • Grabbed double-digit rebounds in five contests, with 12 games recording seven rebounds or more • MSU was undefeated in the six games where he led the Spartans in rebounding • Tallied a season-high five steals against both Connecticut (11/9) and Texas Southern (11/18) • Ranked second on the team in blocks (33), including blocking a season-high four shots against Loyola-Chicago (12/8) and Nebraska (2/16).





## 22 BRANDEN DAWSON

### 2011-12

Started the first 31 games of the season, averaging 8.4 points and 4.5 rebounds • Missed the final six contests after suffering a torn left ACL in the regular-season finale vs. Ohio State • Big Ten All-Freshman Team honoree • Honorable mention All-Big Ten (media vote) • Ranked fourth on the team in scoring and second in rebounding • Third on the squad in both steals (29) and blocks (26) • Ranked fourth in the Big Ten in field-goal percentage overall (.577) and third in conference games (.584) • Led the squad in field-goal percentage, ranking fourth all-time among Spartan freshmen • Ranked seventh in the Big Ten in offensive rebounding overall (2.2 orpg) and sixth in conference games (2.1 orpg) • Ranked 13th in the Big Ten in blocked shots overall (0.8 bpg) and 11th in conference games (0.9 bpg) • Scored in double figures in 12 contests • Led the Spartans in scoring in four games, including contests vs. Texas Southern (11/18 - 13 points), UMKC (12/19 - 16 points), Purdue (1/21 - 14 points) and Illinois (1/31 - 12 points) • Twice scored a season-high 16 points, including games against UMKC (12/19) and Minnesota (1/25) • Ranked second on the team with three double-doubles: vs. Central Connecticut State (12/7 - 11 points, 11 rebounds), at Illinois (1/31 - 12 points, 13 rebounds) and at Purdue (2/19 - 15 points, 11 rebounds), leading MSU in rebounding in all three games • Grabbed six or more rebounds on 10 occasions, including a season high 13 at Illinois (1/31) • Tallied two steals on 10 occasions, including two games with three steals •

Blocked two or more shots in nine games, including a season-high four blocks vs. Minnesota (1/25) • Ranks third all-time among Spartan freshmen with 26 blocks • Grabbed seven rebounds in his Spartan debut against North Carolina (11/11), tied for the fifth-most ever by a MSU freshman in his first game • Named Big Ten Freshman of the Week on Jan. 30, becoming the first Spartan honoree in the two-year history of the award, following his 16-point effort vs. Minnesota (1/25).



## 22 BRANDEN DAWSON

## HIGH SCHOOL

2011 McDonald's All-American, recording nine points and eight rebounds in the McDonald's All-American Game • Participant in McDonald's All-American Game Powerade Jam Fest • 2011 PARADE Magazine Third-Team All-American • Averaged 28.7 points, 18.6 rebounds and 5.6 assists as a senior for Coach Renaldo Thomas at Lew Wallace High School, leading team to a sectional championship and the regional semifinals • Member of Indiana All-Stars, competing against Kentucky All-Stars • 2011 Indiana Basketball Coaches Association Senior All-State selection • 2011 Northwest Indiana Times Player of the Year • Played in 2011 Derby Festival Classic • Ranked among the top 25 players in the nation by Scout.com (#13), Rivals.com (#20) and ESPNU Top 100 (#22) • Rated the No. 4 small forward in the nation by Scout.com, No. 5 by ESPNU Top 100 and No. 7 by Rivals.com • 2010 Associated Press First-team All-State honoree • 2010 Northwest Indiana Times Player of the Year • Averaged 23.1 points, 14.7 rebounds, 4.8 steals and 3.1 blocks as a junior, shooting 62 percent from the field • Led Lew Wallace High School to a 19-5 mark and the 3A state championship game, totaling 22 points and 11 rebounds in an overtime loss • Participated in 2010 LeBron James and Paul Pierce Skills Academies • Participated in 2010 NBA Top 100 Camp • Three-time all-area selection • Averaged 17.3 points, 15 rebounds, 4.1 assists, 4.5 steals and 3.8 blocks as a sophomore • AAU teammate of Travis Trice for SYF Players.

## PERSONAL

Born Feb 1, 1993 • Son of Leon Albritton and Cassandra Dawson • Sociology major.







## 3 ALVIN ELLIS III

FRESHMAN • GUARD • 6-4 • 195 • MATTESON, ILL./CHICAGO DE LA SALLE





## 3 ALVIN ELLIS III

### THE WORD

Long wing player with the versatility to play multiple positions • Possesses a great understanding of the game • Very good vision and passing skills.

### HIGH SCHOOL

Averaged 20 points, 6.0 rebounds and 4.0 assists as a senior at Chicago De La Salle High School • Led the Meteors to a 17-8 record and an appearance in the regional finals while earning Class 4A second-team all-state honors • IBCA (Illinois Basketball Coaches Association) First-Team All-State selection • Two-time All-Catholic League North selection • Averaged 17.0 points, 4.2 assists, 4.0 rebounds and 2.2 steals as a junior • Shot 41 percent from 3-point range as a junior • Scored 42 points, including 19 in the fourth quarter, in the 2012 Illinois Class 4A regional title game • Two-year team captain at De La Salle • Played with fellow MSU freshman Gavin Schilling in 2011-12 (junior season) • Captured Catholic League North and regional titles as a sophomore.

### PERSONAL

Born April 9, 1995 • Son of Alvin and Sarah Ellis • Plans to major in kinesiology.





## 2 ALEX GAUNA

R-JUNIOR • FORWARD • 6-9 • 250 • EATON RAPIDS, MICH./EATON RAPIDS



## 2 ALEX GAUNA

## CAREER STATS

Year	GP/GS	Min./Avg	FG-FGA	FG%	3FG-FGA	3FG%	FT-FTA	FT%	OFF-DEF	REB	AVG	PF/D	A	TO	BL	ST	PTS	AVG
11-12	30/0	142/4.7	22-39	.564	0-0	.000	11-21	.524	11-13	24	0.8	26/0	0	13	3	1	55	1.8
12-13	35/3	214/6.1	20-37	.541	0-0	.000	3-6	.500	10-25	35	1.0	20/0	4	13	1	6	43	1.2
Totals	65/3	356/5.5	42-76	.553	0-0	.000	14-27	.519	21-38	59	0.9	46/0	4	26	4	7	98	1.8

## THE WORD

Strong, athletic forward coming off a productive offseason • Possesses a strong face up game with range out to the 3-point arc.

## 2012-13

Appeared in 35 games, including starting three contests against Texas Southern (11/18), Penn State (1/16) and Illinois (1/31) • Averaged 1.2 points, 1.0 rebounds and 6.1 minutes • Shot .541 from the field, ranking second on the team • Scored a season-high six points on three occasions, including contests against No. 7 Kansas (11/13), Nicholls State (12/1) and Arkansas-Pine Bluff (12/5) • Grabbed a season-high four rebounds in a season-high 15 minutes in his start at Penn State (1/16).

## 2011-12

Appeared in 30 games, averaging 4.7 minutes, 1.8 points and 0.8 rebounds • Shot .564 from the field • Scored a season-high eight points against both Nebraska Omaha (12/4) and UMKC (12/19) • Scored his first career points with a six-point effort against Texas Southern (11/18) • Grabbed a season-best three rebounds, all offensive, against Lehigh (12/22) • Added two blocked shots against Nebraska Omaha (12/4).



## 2010-11

Redshirted.

## HIGH SCHOOL

2010 Lansing State Journal Dream Team honoree • 2010 Class B All-State honoree as selected by the Detroit Free Press • Averaged 21.9 points, 11.5 rebounds and 2.8 blocked shots as a senior • Shot 59 percent from the floor and connected on 25 3-pointers for the year • Averaged 16.5 points, 10.4 rebounds and 2.4 blocks as a junior • Shot 62 percent from the field and 70 percent from the foul line • Fourth-team 2009 Class B All-State selection as chosen by the Detroit Free Press • Class B All-State special mention by Lansing State Journal and All-Area selection • Averaged 15.4 points, 7.6 rebounds and 4.2 blocks as a sophomore • 2008 All-State honorable mention selection • Class B All-Area pick by Lansing State Journal • 2007 Class B All-Area honorable mention by Lansing State Journal • Among the top players in the nation at his position as ranked by ESPNU Top 100 (15 Center) and Scout.com (23 Power Forward) • Played for Coach Adam Trumpour at Eaton Rapids High School.

## PERSONAL

Born March 2, 1991 • Son of Edward and Pamela Gauna • Sociology major.





# 14 GARY HARRIS

SOPHOMORE • GUARD • 6-4 • 210 • FISHERS, IND./HAMILTON SOUTHEASTERN





## 14 GARY HARRIS

## CAREER STATS

Year	GP/GS	Min./Avg	FG-FGA	FG%	3FG-FGA	3FG%	FT-FTA	FT%	OFF-DEF	REB	AVG	PF/D	A	TO	BL	ST	PTS	AVG
12-13	34/33	1010/29.7	150-329	.456	65-158	.411	74-98	.755	30-56	86	2.5	68/0	46	51	6	45	439	12.9
<b>Totals</b>	<b>34/33</b>	<b>1010/29.7</b>	<b>150-329</b>	<b>.456</b>	<b>65-158</b>	<b>.411</b>	<b>74-98</b>	<b>.755</b>	<b>30-56</b>	<b>86</b>	<b>2.5</b>	<b>68/0</b>	<b>46</b>	<b>51</b>	<b>6</b>	<b>45</b>	<b>439</b>	<b>12.9</b>

## THE WORD

Preseason Second-Team All-American as selected by the Sporting News and USA Today • Tabbed the Preseason Big Ten Player of the Year by USA Today • Preseason first-team All-Big Ten selection by Lindy's College Basketball Magazine and USA Today • Rated the nation's No. 3 shooting guard and the Big Ten's Most Versatile Player by Lindy's • Spent the summer getting healthy after fighting through nagging injuries in both shoulders through much of last season • Can beat people by attacking the rim or with his outside shot • Looks to have the ball in his hands more this season • Deadly shooter both on the catch and off the dribble with a very efficient release • One of the nation's elite lock-down defenders.

## 2012-13

Big Ten Freshman of the Year, becoming the first Spartan to win that honor (since 1986) • Second-team All-Big Ten selection • Big Ten All-Freshman Team honoree • Voted MSU Team MVP by his teammates • Shared MSU's John E. Benington Best Defensive Player Award with Keith Appling • One of eight finalists for the na-

tional Wayman Tisdale Freshman of the Year Award • Appeared in 34 games, starting 33, averaging 29.7 minutes, ranking second on the team • Would have averaged 30.6 minutes had he not injured his shoulder in the first 30 seconds of a game against Boise State (11/20), which forced him to miss the remainder of the game and the next two contests as well • Averaged 12.9 points, ranking second on the team, 2.5 rebounds and 1.4 assists • Led the Spartans in 3-point field goals made (65), 3-point field-goals attempted (158) and 3-point field-goal percentage (.411) • Averaged a team-best 13.7 points per game in Big Ten contests • Turned in one of the top freshman campaigns in MSU history, ranking among the top Spartan freshman of all time in points (3rd, 439), scoring average (3rd, 12.9), field goals (3rd, 150), field-goal attempts (3rd, 329), 3-point field goals (2nd, 65), 3-point field-goal attempts (1st, 158), 3-point field-goal percentage (5th, .411), free throws (5th, 74), steals (2nd, 45), minutes played (t-2nd, 1010) • Ranked 5th in the Big Ten in 3-point field-goal percentage (.411) • Led all Big Ten freshmen in overall scoring (12.9 ppg) and in conference games (13.7 ppg), while also leading conference freshmen in free throw percentage (.766), 3-point field-goal percentage (.472) and





## 14 GARY HARRIS



3-point field goals made (2.3 pg) in Big Ten games • Three-time Big Ten Freshman of the Week (Nov. 19, Dec. 10, Feb. 18) • Became just the third Spartan freshman to open his career with three straight games in double-figures, a streak that was snapped due to injury; outside of his 1-minute game vs. Boise State, he scored in double figures in the first nine games of his career • Scored in double figures in 26 games, including eight games of 17 or more points, and four games of 20 or more points • Led MSU in scoring in 11 games • Scored a season-high 23 points vs. Memphis (3/23) in the third round of the NCAA Tournament • Scored 22 points against Purdue (1/5), the alma mater of his mother Joy Harris (Holmes), an All-American for the Boilermakers • Scored a team-high 21 points at Indiana (1/27) in his first college game in his home state, including hitting 5-of-10 3-pointers • Notched his first career 20-point effort against Loyola-Chicago (12/8), hitting 7-of-11 shots, including 5-of-7 3-pointers • Other top efforts included 18 points against No. 7 Kansas (11/13) and 19 points against No. 1 Indiana (2/19) • Top rebounding efforts include eight rebounds against Miami (11/28), his first game back after missing two games and most of a third with a shoulder injury, and seven rebounds against Nebraska (1/13) • Dished out a season-best five assists against Ohio State (2/24), and added four assists against both Minnesota (2/6) and Valparaiso (3/21) in the second round of the NCAA Tournament • Posted eight games with three or more steals, including a season-high four steals against Wisconsin (3/7).

## 14 GARY HARRIS

## HIGH SCHOOL

2012 McDonald's All-American • 2012 Jordan Brand Classic game invitee • 2012 Indianapolis Star Indiana Mr. Basketball winner • 2012 Indiana Gatorade Player of the Year • 2012 Indiana All-Star, earning MVP honors in the Indiana-Kentucky All-Star series • 2012 Parade Magazine All-American • Averaged 25.4 points, 7.4 rebounds, 3.1 assists and 4.0 steals as a senior for Coach Brian Satterfield at Hamilton Southeastern • Scored a school record 610 points as a senior • Shot 52.5 percent from the field and 79.0 percent from the foul line • Finished career with a school-record 1540 points (16.7 ppg), 467 rebounds (5.1 rpg), 232 assists (2.5 apg) and 232 steals (2.5 spg) • Led the Royals to a 22-3 record, advancing to the Class 4A sectional final • His 35-foot buzzer beater vs. Indianapolis North Central was the No. 1 play on ESPN SportsCenter's Top Plays • Played for Team USA as a member of the Junior National Select Team, playing at the Nike Hoop Summit in April 2012 • Rated among the top players in the nation by ESPN100 (No. 11), Scout.com (No. 16) and Rivals.com (No. 25) • Ranked among the nation's top shooting guards by ESPN100 (No. 2), Scout.com (No. 4) and Rivals.com (No. 7) • 2011 Indiana Junior All-Star • Averaged 18.6 points, 5.0 rebounds, 3.0 assists and 2.7 steals as a junior • Shot .356 from 3-point range and .771 from the foul line • Led Hamilton Southeastern to a 20-4 record and a trip to the Class 4A regional finals, capturing just the second sectional championship in school history • 2011 All-Hoosier Cross Roads Conference • Indianapolis Star First Team honoree • Hamilton County Player of the Year • 2010-11 Hoosier Basketball Magazine All-State selection • Led Hamilton Southeastern to a 17-4 record as a sophomore • Averaged 14 points, four rebounds, two assists and three steals as a sophomore • Also an outstanding football player - recorded 47 catches for 973 yards and 13 TDs as a senior wide receiver, while rushing for one more touchdown • Tallied 54 catches, 860 yards and 14 TDs as a junior and 18 catches, 312 yards and five touchdowns as a sophomore • Won three league championships, adding a sectional championship as a senior.



## PERSONAL

Born Sept. 14, 1994 • Son of Gary and Joy Harris • His mother Joy (Holmes) was a four-year letterwinner at Purdue from 1988-91, and currently ranks seventh in school history with 1,747 points; a 1991 first-team Kodak/WBCA All-American, Joy played in the WNBA for the Detroit Shock in 2000 • Marketing major.







## 30 KENNY KAMINSKI

R-FRESHMAN • FORWARD • 6-8 • 225 • MEDINA, OHIO/MEDINA





## 30 KENNY KAMINSKI

### THE WORD

Elite outside shooter with great size • Redshirted in 2012-13 after suffering a shoulder injury in the fall • Worked hard to improve his conditioning, dropping several pounds.

### 2012-13

Redshirted.

### HIGH SCHOOL

Missed nearly all of his senior season with a right shoulder injury • The team went 5-15 in his absence, but won five straight tournament games after his return, making it to the Elite Eight for the just the second time in school history • Averaged 17 points, 8.5 rebounds and 2 assists in his six games back • Ranked among the top 125 players in the nation by ESPN100 (#86) and Rivals.com (#113) • Rated among the top players at his position by ESPN100 (#16 power forward), Scout.com (#20 power forward) and Rivals.com (#26 power forward) • Averaged 19.9 points and 10.2 rebounds, 3.1 assists and 1.8 blocks per game as a junior at Medina High School • Second-team All-State • First-team All-Northeast Ohio Conference Valley Division • Northeast Inland District Division I selection • Played AAU with All-Ohio Red, winning the 2011 17-and-under AAU national title in Orlando • Attended 2011 NBA Top 100 Camp • Attended the 2011 Kevin Durant Skills Academy • Averaged 14.7 points and 5.6 rebounds as a sophomore • Helped lead Medina to Northeast Ohio Conference Valley Division • All-Inland First-Team honoree • Honorable mention all-state honoree • Three-time all-conference and all-county selection • Played for Coach Anthony Stacey • Also played football, earning second-team all-conference honors as a tight end as a junior and first-team all-conference honors as a punter.

### PERSONAL

Born July 13, 1993 • Son of Kenn and Kim Kaminski • Plans to major in finance.





## 5 ADREIAN PAYNE

SENIOR • CENTER • 6-10 • 245 • DAYTON, OHIO/JEFFERSON TOWNSHIP



## 5 ADREIAN PAYNE

## CAREER STATS

Year	GP/GS	Min./Avg	FG-FGA	FG%	3FG-FGA	3FG%	FT-FTA	FT%	OFF-DEF	REB	AVG	PF/D	A	TO	BL	ST	PTS	AVG
10-11	34/6	306/9.0	34-72	.472	0-1	.000	17-35	.486	31-49	80	2.4	41/0	5	21	28	9	85	2.5
11-12	37/36	661/17.9	98-173	.566	1-2	.500	62-89	.697	57-100	157	4.2	84/2	12	39	39	25	259	7.0
12-13	36/24	923/25.6	137-251	.546	16-42	.381	89-105	.848	75-198	273	7.6	92/1	27	64	46	27	379	10.5
Totals	107/66	1890/17.7	269-496	.542	17-45	.378	168-229	.734	163-347	510	4.8	217/3	44	124	113	61	723	6.8

## THE WORD

Preseason First-Team All-American as selected by Blue Ribbon College Basketball Yearbook • Rated the nation's No. 1 center by Lindy's College Basketball Magazine • Preseason first-team All-Big Ten selection by both Lindy's and USA Today • Extremely long athletic power forward who opted to return for his senior season rather than enter the NBA draft • Owns a team-best 7-foot-4 wingspan • His 38 inch no-step vertical jump is the best of the Izzo era • Ranks third in MSU career blocks (113), needing 22 blocks in his senior season to become MSU's all-time leader • Versatile offensive player with an unblockable jump hook as well as range out past the 3-point arc • Runs the floor extremely well in transition.

## 2012-13

Second-team All-Big Ten honoree • Recipient of MSU's Most Improved Player, Jumping Johnny Green Chairman of the Boards, and Scholar-Athlete Awards • Appeared in 36 games, starting 24, averaging 25.6 minutes per game • Averaged 10.5 points, ranking third on the team, and a team-best 7.6 rebounds per contest, ranking third in the Big Ten • Led the Big Ten in free-throw percentage (.848), while also ranking among the conference leaders in defensive rebounds (1st, 5.5 drpg), field-goal percentage (6th, .546) and blocked shots (7th, 1.3 bpg) • His team-best 46 blocks rank sixth on the MSU single-season list • Shot 16-of-42 from

3-point range on the season, but only attempted one 3-pointer prior to Jan. 13 • Started the final 18 games of the season, playing 30 or more minutes 13 times, after playing 30 minutes or more just once in the first 89 games of his career • Led MSU in scoring in three games and in rebounding in 18 games • Led MSU with nine double-doubles, including six in the final 11 games of the season • Led MSU with 11 double-figure rebounding games • Scored a season-high 20 points in just 17 second-half minutes at Penn State (1/16) • Grabbed a career-high 15 rebounds at Ohio State (2/24), to go with 12 points in posting a double-double • Added double-doubles against Nicholls State (12/1; 10 pts., 12 reb.), Loyola-Chicago (12/8; 14 pts., 10 reb.), Tuskegee (12/15; 12 pts., 10 reb.), Nebraska (2/16; 15 pts., 14 reb.), Michigan (3/3; 17 pts., 12 reb.), Iowa in the Big Ten Tournament (3/15; 18 pts., 10 reb.), Memphis in the third round of the NCAA Tournament (3/23; 14 pts., 10 reb.) and Duke in the Sweet Sixteen of the NCAA Tournament (3/29; 14 pts., 10 reb.) • Blocked a season-high five shots against Memphis in the NCAA Tournament, establishing an MSU NCAA Tournament single-game record • Also blocked four shots against Kansas (11/13), and had two or more blocks in 12 contests • The men's basketball and Michigan State male athlete recipient of the Big Ten Sportsmanship Award • Played for USA Basketball at the 2013 World University Games in Kazan, Russia, averaging 5.1 points and 3.8 rebounds in eight games, including starting three; ranked second on the team with seven blocks.





## 5 ADREIAN PAYNE

## 2011-12

Appeared in 37 games, starting 36, averaging 7.0 points and 4.2 rebounds • Led the Spartans with 39 blocks, good for the seventh-best single-season effort at MSU, ranking tied for seventh in the Big Ten (1.1 bpg) • Ranked second on the team in field-goal percentage (.566) among players with more than 50 field-goal attempts • Scored in double figures on nine occasions, including scoring a career-high 16 points vs. Iowa (3/9) in the Big Ten Tournament quarterfinals and LIU Brooklyn (3/16) in the second round of the NCAA Tournament • Scored a team-high 15 points in 20 minutes on 6-of-6 shooting in MSU's 58-48 win at No. 3 Ohio State (2/11) • Led MSU in rebounding in two contests: vs. Duke (11/15 - 12 rebounds) and at Minnesota (2/22 - 5 rebounds) • The 12 rebounds against Duke were a career best • Added 10 rebounds against Texas Southern (11/18) • Blocked a career-best four shots in the regular-season finale vs. Ohio State (3/4) and again against the Buckeyes in the Big Ten Tournament title game (3/11) • Connected on his first career 3-pointer at Illinois (1/31) • Academic All-Big Ten • Recipient of MSU's Scholar-Athlete Award.



## 2010-11

Appeared in 34 games, starting six • Averaged 2.5 points and 2.4 rebounds • Third on the squad with 28 blocks, the second-highest single-season total for a Spartan freshman • Led MSU in rebounding in two games • Started the final four contests of the season • Made his first career start vs. Texas (12/22) • Totaled 10 points and seven rebounds in his Spartan debut vs. Eastern Michigan (11/12) • Equaled season high with 10 points at Ohio State (2/15) • Scored eight points vs. Iowa (3/2), adding six rebounds • Grabbed six rebounds or more in five games, including two contests with seven rebounds • Blocked three shots at Minnesota (2/22), and had seven games with two blocks or more.



## 5 ADREIAN PAYNE

## HIGH SCHOOL

Led Jefferson High School to Division IV state championship • 2010 First-Team Division IV All-State • 2010 Ohio Division IV Player of the Year • Averaged 15.6 points, 11.3 rebounds and 4.0 blocked shots as a senior • Averaged 15 points, 12 rebounds and four blocks as a junior • Shot 53 percent from the field • Helped lead Jefferson to a 19-5 record • Named first-team All-Area in Division IV by the Dayton Daily News • 2009 special mention All-State honoree • One of 16 participants at Amare Stoudemire Skills Academy, a skills camp for the nation's elite prep big men • Participated in the 2009 LeBron James Skills Academy • One of 30 prep players selected to participate in the 2009 Nike Global Challenge in August, where he teamed with Spartan teammate Russell Byrd on Team USA Midwest • Attended 2009 NBA Players Association Top 100 Camp • Played AAU with All-Ohio Red 17 & Under, capturing the Boo Williams Invite over the 2009 Easter weekend • First Dayton-area Spartan since Andre Hutson (Trotwood-Madison) • Averaged 15.4 points as a sophomore • Named first-team All-Area in Division IV by the Dayton Daily News • 2008 second-team All-State honoree • Ranked nationally by Scout.com (17), Rivals.com (20), ESPN Top 100 (26) • Among the top players in the nation at his position as ranked by Rivals.com (3 Center), Scout.com (5 C) and ESPN Top 100 (9 Power Forward) • Played for Coach Art Winston at Jefferson Township High School.

## PERSONAL

Born Feb. 19, 1991 • Son of Thomas Payne and Gloria Lewis • Raised by his grandmother Mary Lewis • Interdisciplinary studies - human capital major.





## 34 GAVIN SCHILLING

FRESHMAN • FORWARD • 6-9 • 240 • CHICAGO, ILL./FINDLAY PREP (NEV.)



## 34 GAVIN SCHILLING

## THE WORD

Strong post player with good quickness • Plays extremely hard and doesn't back down from anyone • Quick jumping rebounder with raw offensive skill set • Possesses incredible toughness.

## HIGH SCHOOL

Averaged 13.9 points, 9.0 rebounds and 2.1 blocks, while shooting .625 from the field, as a senior at Findlay Prep in Henderson, Nev. • Helped lead the Pilots to a 35-1 final record, including a perfect 34-0 regular season • Findlay Prep finished third in the MaxPreps Academy Top 10 rankings • Selected to participate in the West Coast All-Star Classic May 11 in Kent, Wash. • Played for Germany in the 2012 FIBA U18 European Championship, averaging 8.8 points and 5.2 rebounds • Attended Chicago's De La Salle Institute as a junior, starring for the Meteors, and averaged 14 points and nine rebounds • Was a teammate of fellow Spartan freshman Alvin Ellis III at De La Salle • Spent the 2010-11 season at Urspring, an elite German basketball academy • Led Urspring to U16 German High School Championship • Attended Loyola Academy in Wilmette, Ill., as a freshman • Strong student with a 3.8 GPA.

## PERSONAL

Born Nov. 10, 1995 • Son of Andreas Schilling and Lisa Hall-Schilling • Plans to major in communication or criminal justice • Born in Germany and raised in France, Schilling moved back to the United States in 2003 • Speaks three languages fluently.





## 20 TRAVIS TRICE

JUNIOR • GUARD • 6-0 • 170 • HUBER HEIGHTS, OHIO/WAYNE





## 20 TRAVIS TRICE

## CAREER STATS

Year	GP/GS	Min./Avg	FG-FGA	FG%	3FG-FGA	3FG%	FT-FTA	FT%	OFF-DEF	REB	AVG	PF/D	A	TO	BL	ST	PTS	AVG
11-12	32/0	551/17.2	48-126	.381	30-74	.405	19-33	.576	5-52	57	1.8	58/0	56	37	2	25	145	4.5
12-13	27/0	503/18.6	41-128	.320	29-72	.403	18-25	.720	8-34	42	1.6	51/0	50	34	1	25	129	4.8
Totals	59/0	1054/17.8	89-254	.350	59-146	.404	37-58	.638	13-86	99	1.7	109/0	106	71	3	50	274	4.6

## THE WORD

Pass-first point guard with the ability to shoot from deep • Had a healthy offseason after suffering through illness and injury last summer and season • Tough determined player despite small frame • Developing into a strong leader • Son of a high-school coach with a high basketball IQ.

## 2012-13

Appeared in 27 games, averaging 18.6 minutes and 4.8 points • Ranked second on the team in 3-point field-goal percentage (.402), ranking sixth in the Big Ten • Ranked third on the team in 3-point field goals made (29) and attempted (72) • Ranked fourth on the team in total assists (50) and third in assists per game (1.9) • Twenty-nine of his 41 made field goals were from 3-point range, the highest percentage on the team (.707) • Led the Spartans in assists in five games • Dished out a season-high five assists twice, against both Arkansas-Pine Bluff (12/5) and Indiana (1/27) • Recorded four assists against Tuskegee (12/15) and Wisconsin (3/7) • Scored in double figures in four games, including a season-high 12 points against both Purdue (1/5) and Arkansas-Pine Bluff (12/5) • Scored 11 points against both Penn State (1/16) and Loyola Chicago (12/8) • Suffered a concussion in the first game of the season against Connecticut in Germany (11/9) and missed the next five contests • Suffered his second concussion of the year against Illinois (1/31) and missed the next four games • Recorded 25 steals on the season, including a career high six against Wisconsin (3/7).



## 2011-12

Appeared in 32 games, averaging 17.2 minutes and 4.5 points • Ranked fourth on the squad in 3-point field goals made (30) and 3-point field goals attempted (74) • Led Big Ten freshmen in 3-point field-goal percentage (.405) • Ranked fourth on the team with 56 assists • Led MSU in assists in four games • Led the Spartans with 20 points against Central Connecticut State (12/7), knocking down all four 3-point attempts • Also scored in double figures against Texas Southern (11/18 - 11 points) and Iowa (1/10 - 10 points) • Dished out five assists against Central Connecticut State (12/7) and Lehigh (12/22) • Scored nine points against Iowa (3/9) in the Big Ten quarterfinals, hitting 3-of-4 3-pointers • Recorded 25 steals, including three each against North Carolina (11/11), UALR (11/20) and Eastern Michigan (11/27).

## HIGH SCHOOL

2011 Gatorade Ohio Boys Basketball Player of the Year • Averaged 23.5 points, 6.5 assists, 4.3 steals and 3.3 rebounds as a senior at Wayne High School, playing for his father Travis Trice • 2011 First-team All-State honoree • 2011 Southwest District Player of the Year, leading the Warriors to a 22-2 mark and a spot in the district finals • Wayne High School's all-time leading scorer with 1,555 points • Shot 48.1 percent from the field, including 42.5 percent from 3-point range, and 83.0 percent from the foul line • Scored a season-high 44 points vs. Toledo Rogers • Averaged 22.1 points, 4.9 assists and 4.2 steals as a junior • Shot 43 percent from 3-point range • 2010 Third-team All-State honoree • First-team all-conference and all-district selection • 2010 conference player of the year • Two-time district underclassman of the year • Averaged 16.5 points as a sophomore • 2009 Third-team all-district and First-team all-conference • AAU teammate of Branden Dawson for SYF Players.

## PERSONAL

Born Jan. 22, 1993 • Son of Travis and Julie Trice • Communication major • Father, Travis, played two years each at Purdue and Butler • Grandfather, Bob Pritchett, played at Vincennes University and Old Dominion and is in the Old Dominion Hall of Fame.



## 45 DENZEL VALENTINE

SOPHOMORE • GUARD • 6-5 • 225 • LANSING, MICH./SEXTON



## 45 DENZEL VALENTINE

## CAREER STATS

Year	GP/GS	Min./Avg	FG-FGA	FG%	3FG-FGA	3FG%	FT-FTA	FT%	OFF-DEF	REB	AVG	PF/D	A	TO	BL	ST	PTS	AVG
12-13	36/15	749/20.8	69-155	.445	16-57	.281	26-39	.667	39-110	149	4.1	68/1	87	71	12	28	180	5.0
<b>Totals</b>	<b>36/15</b>	<b>749/20.8</b>	<b>69-155</b>	<b>.445</b>	<b>16-57</b>	<b>.281</b>	<b>26-39</b>	<b>.667</b>	<b>39-110</b>	<b>149</b>	<b>4.1</b>	<b>68/1</b>	<b>87</b>	<b>71</b>	<b>12</b>	<b>28</b>	<b>180</b>	<b>5.0</b>

## THE WORD

Long, versatile guard • Strong leadership skills • Possesses a high basketball IQ and excellent passing skills that allow him to be a playmaker in the open court, as well as the half court • One of the better rebounding guards to ever play for Coach Izzo • Focused on limiting his turnovers this season • Second generation Spartan that embraces the Michigan State tradition.

## 2012-13

Recipient of MSU's Unsung Player Award • Appeared in all 36 games, starting 15, averaging 20.8 minutes • Averaged 5.0 points, 4.1 rebounds, ranking fourth on the team, and 2.4 assists, ranking second on the squad • Scored in double figures on six occasions, including a season-high 14 points against Illinois on Jan. 31; MSU was 6-0 when he scored in double figures • Made his first career start in the fourth game of the season, scoring 12 points against Boise State (11/20) • Also scored 12 points at Bowling Green (12/18), hitting 5-of-6 shots, including 2-of-2 from 3-point range • Posted a double-double against Oakland (11/23), scoring 10 points and grabbing a season-high 10 rebounds, while dishing out a season-high six assists; his brother Drew was a senior on the Golden Grizzly squad • Grabbed six or more rebounds in 11 contests • Led MSU in rebounding in five contests • Other top rebound efforts included a team-high nine boards against Michigan (2/12), and eight each against Connecticut (11/9) and Nebraska (1/13) • The eight boards against Connecticut were the fifth-most ever by an MSU freshman in his Spartan debut • Led MSU in assists in 10 games, including a season-high six helpers against both Oakland and Memphis (3/23) in the third round of the NCAA Tournament • Posted four assists or more in nine contests • Tied for fourth on the team with 16 made 3-pointers (16-57, .281).

## HIGH SCHOOL

2012 Lansing State Journal Player of the Year • 2012 Associated Press Class B Player of the Year • 2012 Detroit Free Press and The Detroit News Dream Team honoree • Finished second in the voting for the Hal Schram Mr. Basketball Award • Led Sexton High School to a second straight Class B Michigan State Championship in 2012, playing for his father, Carlton Valentine • Nearly averaged a triple double as a senior with 14 points, 11 rebounds and nine assists per game, leading the Big Reds to a 27-1 record • Ranked among the top 100 players in the nation by Rivals.com (#81) and ESPNU100 (#98) • Rated among the top players at his position by Rivals.com (#15 shooting guard), ESPNU100 (#26 small forward), and Scout.com (#27 small forward) • 2011 First-Team All-State Class B selection as chosen by the Detroit Free Press and The Detroit News • Lansing State Journal Dream Team honoree • Led Sexton High School to 2011 Class B State Championship, the school's first state title in 51 years, tallying 17 points, six rebounds and three assists

in 75-60 win over Muskegon Heights in the state title game • Averaged 12.7 points, 7.9 rebounds, 8.5 assists, 5.4 steals and 1.1 blocks as a junior • Attended 2011 NBA Top 100 Camp • Averaged 10.9 points, 5.8 assists and 6.3 rebounds as a sophomore, leading Sexton to state title game • 2010 Class B honorable mention all-state.

## PERSONAL

Born Nov. 16, 1993 • Son of Carlton and Kathy Valentine • His father was a four-year letterwinner at MSU 1985-88 • Brother Drew played on the basketball team at Oakland University • Plans to major in business.





# 15 KEENAN WETZEL

R-JUNIOR • GUARD • 6-4 • 210 • MONROE, MICH./ST.MARY CATHOLIC CENTRAL





# 15 KEENAN WETZEL

## CAREER STATS

Year	GP/GS	Min./Avg	FG-FGA	FG%	3FG-FGA	3FG%	FT-FTA	FT%	OFF-DEF	REB	AVG	PF/D	A	TO	BL	ST	PTS	AVG
11-12	11/0	12/1.1	1-2	.500	1-2	.500	1-2	.500	0-0	0	0.0	1/0	0	1	0	0	4	0.4
12-13	10/0	7/0.7	0-2	.000	0-2	.000	0-0	.000	0-2	2	0.2	1/0	0	1	1	0	0	0.0
Totals	21/0	19/0.9	1-4	.250	1-4	.250	1-2	.500	0-2	2	0.1	2/0	0	2	1	0	4	0.2

## THE WORD

Joined the Spartans as a walk-on prior to the 2011-12 season • Made significant improvements in his game through countless hours in the gym • His biggest strength is his long-range shooting.

## 2012-13

Appeared in 10 games • Grabbed a rebound against Texas Southern (11/18) and Nicholls State (12/1) • Blocked one shot against Oakland (11/23).

## 2011-12

Appeared in 11 games in first season as walk-on • Scored first career points on a 3-pointer against UMKC (12/19) • Knocked down 1-of-2 free throws against Purdue (1/21) in East Lansing.

## HIGH SCHOOL

Averaged 16.8 points and 6.0 rebounds as a senior at St. Mary Catholic Central High School in 2010, leading the Falcons in both categories • Earned Team MVP honors as a senior • Team leader in 3-point field goals as a sophomore, junior and senior • Led Monroe County region with 125 3-point field goals in his junior and senior seasons • MVP of 2010 Border Clash All-Star Game between Monroe and Lenawee Counties • Two-time All-Monroe Region selection • Two-time First-Team All-Huron League honoree • Three-year letterwinner at SMCC.

## PERSONAL

Born Dec. 30, 1991 • Son of Robert and Suzanne Wetzel • Media and information major.





# 41 COLBY WOLLENMAN

R-SOPHOMORE • FORWARD • 6-7 • 225 • BIG HORN, WYO./BIG HORN



# 41 COLBY WOLLENMAN

## CAREER STATS

Year	GP/GS	Min./Avg	FG-FGA	FG%	3FG-FGA	3FG%	FT-FTA	FT%	OFF-DEF	REB	AVG	PF/D	A	TO	BL	ST	PTS	AVG
11-12	9/0	10/1.1	1-2	.500	0-0	.000	0-0	.000	0-1	1	0.1	1/0	0	2	0	0	2	0.2
12-13																		
Totals	9/0	10/1.1	1-2	.500	0-0	.000	0-0	.000	0-1	1	0.1	1/0	0	2	0	0	2	0.2

## THE WORD

Joined the Spartans as a walk-on prior to the 2011-12 season • Adds depth to the Spartan frontcourt as a key member of scout team • Could see spot minutes as play continues to improve.

## 2012-13

Redshirted

## 2011-12

Appeared in nine games • Scored first career points vs. Central Connecticut State (12/7) • Grabbed a rebound against Nebraska (2/25).



## HIGH SCHOOL

All-state performer as a senior at Big Horn High School • Averaged 13.6 points and 11.1 rebounds, leading Big Horn to a perfect 28-0 record and a Wyoming 2A state championship • Averaged 3.5 steals and 2.8 blocks as a senior, shooting .575 from the field • 2011 Sheridan County Player of the Year • Named to 2011 State All-Tournament Team • Selected to play in the South Dakota/Wyoming, the Montana/Wyoming, and the Wyoming North/South All-Star Games • 2011 Milward Simpson Multi-Sport Athlete of the Year for the State of Wyoming, having also excelled in football and soccer • Averaged 14 points and 12.1 rebounds as a junior, earning all-state and Powder River Conference Athlete of the Year honors • Excelled in football as a three-year starting quarterback, finishing his career with 3,700 passing yards and 34 touchdowns, adding another 950 yards and 13 touchdowns rushing • Named to the Casper Tribune Super 25 Team as a senior, while also earning Powder River Conference Offensive Player of the Year accolades, leading Big Horn to a perfect 10-0 regular season and a spot in the state finals • Earned two varsity letters in soccer, including leading his team to a state championship as a senior, while earning all-conference honors.

## PERSONAL

Born May 29, 1993 • Son of Paul and Renee Wollenman • Pre-med student with physiology major.





# GAME-BY-GAME STATS

## KEITH APPLING

### 2010-11 GAME-BY-GAME STATS

OPPONENT	FG	3FG	FT	O-REB	P-PTS	AST	BLK	STL	MIN			
Eastern Michigan (11/12)	3-4	1-1	7-7	0-1	2	14	3	5	2	0	23	
South Carolina (11/16)	2-6	1-2	0-0	0-2	4	5	2	3	0	0	18	
vs. Chaminade (11/22)	2-2	1-1	3-4	0-0	0	8	0	0	0	0	13	
vs. Connecticut (11/23)	0-4	0-1	4-4	1-0	1	3	4	3	0	0	2	14
vs. Washington (11/24)	1-2	0-1	0-0	0-0	0	3	2	0	2	0	1	15
Tennessee Tech (11/28)	2-4	2-4	0-0	0-2	2	1	6	2	2	0	0	18
at Duke (12/1)	0-1	0-0	0-0	0-0	0	2	0	0	0	0	0	6
Bowling Green (12/4)	4-9	3-5	0-0	1-2	1	11	3	1	0	0	0	25
vs. Syracuse (12/7)	1-4	0-2	0-0	0-1	1	2	0	3	0	0	0	14
vs. Oakland (12/11)	* 5-9	2-4	0-0	0-4	4	2	12	3	1	0	1	21
Prairie View A&M (12/18)	* 3-4	1-2	0-0	0-1	1	7	0	0	0	0	1	10
Texas (12/22)	1-6	0-3	2-2	0-4	4	0	4	0	0	0	0	20
Minnesota (12/31)	* 0-1	0-1	0-0	0-2	2	2	0	1	1	0	1	21
at Northwestern (1/3)	* 3-6	2-4	0-0	1-4	5	2	8	2	5	1	1	27
at Penn State (1/8)	* 0-2	0-2	0-0	0-3	3	2	0	1	1	0	0	17
Wisconsin (1/11)	* 2-3	1-1	0-0	0-2	2	4	5	0	2	1	1	26
Northwestern (1/15)	* 6-11	5-8	2-2	1-3	4	0	19	2	5	0	1	30
at Illinois (1/18)	* 1-5	1-5	0-0	1-3	4	3	1	0	0	0	0	28
at Purdue (1/22)	* 3-3	1-1	2-2	3-3	3	9	0	0	0	0	0	21
Michigan (1/27)	* 2-6	1-4	0-0	0-2	2	5	0	1	1	1	0	35
Indiana (1/30)	* 1-5	1-4	0-0	2-3	5	1	3	2	2	2	1	37
at Iowa (2/2)	* 0-5	0-3	0-0	0-1	1	3	0	4	2	0	1	32
at Nebraska (2/6)	* 2-3	1-2	1-1	0-3	3	4	6	0	1	0	1	19
Penn State (2/10)	* 2-3	0-0	1-2	0-1	1	4	5	0	1	0	0	26
at Ohio State (2/15)	* 2-3	0-0	0-0	2-4	6	4	1	3	0	2	2	27
Illinois (2/19)	* 3-9	1-4	2-2	0-5	5	0	9	2	1	2	0	29
at Minnesota (2/22)	* 1-4	0-3	4-4	1-3	4	2	6	2	4	1	2	20
Purdue (2/27)	* 0-3	0-2	0-0	0-7	7	3	0	2	1	0	0	20
Iowa (3/2)	7-8	4-5	0-2	1-5	6	3	18	1	1	0	0	26
at Michigan (3/5)	3-7	2-5	2-2	0-2	2	3	10	3	2	0	2	32
vs. Iowa (3/10)	3-5	2-3	2-2	0-3	3	2	10	0	3	0	1	25
vs. Purdue (3/11)	3-4	2-2	2-2	0-3	4	10	2	1	0	0	0	26
vs. Penn State (3/12)	1-7	1-4	0-0	2-4	4	3	3	1	0	1	25	
vs. UCLA (3/17)	3-7	3-6	0-0	1-1	2	1	9	0	1	2	1	29

### 2011-12 GAME-BY-GAME STATS

OPPONENT	FG	3FG	FT	O-D	REB	PF	PTS	AST	BLK	STL	MIN	
vs. North Carolina (11/11)	* 2-7	1-4	0-0	0-0	0	5	5	0	4	1	0	19
vs. Duke (11/15)	* 8-10	2-3	4-5	0-4	4	3	22	0	1	0	0	26
Texas Southern (11/18)	* 2-6	2-6	0-0	0-4	4	3	6	4	2	1	1	29
UALR (11/20)	* 4-7	0-3	4-8	1-2	3	2	12	3	2	0	2	22
Milwaukee (11/23)	* 2-7	1-3	3-4	1-3	4	2	8	2	3	0	2	29
at Eastern Mich. (11/27)	* 3-8	0-1	5-6	0-3	3	1	11	5	0	1	0	30
Florida State (11/30)	* 8-15	3-5	5-5	1-6	7	1	24	0	4	2	1	34
Nebraska Omaha (12/4)	* 5-6	1-2	2-2	1-8	9	2	13	7	0	0	0	23
Central Conn. St. (12/7)	* 3-7	1-4	0-0	0-0	0	4	7	2	2	0	0	31
at Gonzaga (12/10)	* 1-6	0-2	6-8	1-1	2	3	8	7	2	0	2	33
Bowling Green (12/17)	* 1-4	0-1	1-2	0-0	0	4	3	2	1	0	1	21
UMKC (12/19)	* 3-6	0-0	1-1	0-2	2	3	7	8	2	1	3	24
Lehigh (12/22)	* 3-13	1-3	12-12	3-4	7	3	19	4	3	0	1	37
Indiana (12/28)	* 7-12	2-4	9-10	1-5	6	1	25	7	2	1	1	33
at Nebraska (12/31)	* 5-10	0-2	4-4	0-1	1	2	14	4	4	1	0	32
at Wisconsin (1/3)	* 6-14	1-2	3-4	1-3	4	4	16	2	2	1	0	36
Iowa (1/10)	* 6-11	1-3	2-2	2-1	3	2	15	9	0	0	3	27
at Northwestern (1/14)	* 4-13	0-5	9-13	2-1	3	3	17	3	3	0	2	36
at Michigan (1/17)	* 5-12	0-1	0-0	0-4	4	4	10	5	4	0	1	31
Purdue (1/21)	* 3-4	1-1	3-4	0-2	2	2	10	5	1	1	0	29
Minnesota (1/25)	* 1-8	0-4	5-6	0-1	1	3	7	4	3	0	2	33
at Illinois (1/31)	* 1-11	0-3	2-2	0-4	4	3	4	2	5	1	1	34
Michigan (2/5)	* 3-5	0-1	4-6	0-1	1	2	10	2	3	0	3	29
Penn State (2/8)	* 2-4	1-3	5-6	0-4	4	4	10	7	1	0	1	25
at Ohio State (2/11)	* 4-10	1-4	5-6	0-1	1	1	14	0	7	0	2	29
Wisconsin (2/16)	* 6-12	0-4	8-10	0-2	2	4	20	4	2	0	0	35
at Purdue (2/19)	* 2-5	0-2	3-4	0-3	3	3	7	5	1	1	1	35
at Minnesota (2/22)	* 3-8	0-2	7-8	0-2	2	2	13	5	0	0	3	36
Nebraska (2/25)	* 1-2	0-1	0-1	0-2	2	2	2	2	5	0	2	32
at Indiana (2/28)	* 2-6	0-1	2-2	0-1	1	1	6	5	3	0	1	32
Ohio State (3/4)	* 4-11	1-3	2-5	0-4	4	2	11	3	3	1	2	36
vs. Iowa (3/9)	* 3-3	1-1	5-6	0-3	3	0	12	6	2	0	0	31
vs. Wisconsin (3/10)	* 3-5	1-2	6-6	0-1	1	1	13	5	1	1	1	38
vs. Ohio State (3/11)	* 2-8	0-4	0-1	0-1	1	2	4	5	0	1	1	35
vs. LIU Brooklyn (3/16)	* 5-11	0-1	0-0	1-2	3	0	10	3	2	0	1	33
vs. Saint Louis (3/18)	* 7-14	1-3	4-7	2-1	3	4	19	3	1	0	0	32
vs. Louisville (3/22)	* 1-6	1-2	3-4	0-1	1	2	6	4	4	1	2	32

### 2012-13 GAME-BY-GAME STATS

OPPONENT	FG	3FG	FT	O-D	REB	PF	PTS	AST	BLK	STL	MIN	
vs. Connecticut (11/9)	* 7-17	2-5	1-1	0-3	3	3	17	4	1	0	1	35
vs. Kansas (11/13)	* 6-9	3-3	4-4	0-2	2	3	19	3	2	0	3	38
Texas Southern (11/18)	* 1-4	0-1	2-2	1-2	3	1	4	4	3	0	2	28
Boise State (11/20)	* 8-14	2-5	4-6	0-5	4	22	7	4	0	3	40	
Oakland (11/23)	* 7-15	2-4	4-5	0-6	6	2	20	2	1	0	1	38
Louisiana (11/25)	* 4-11	1-5	10-12	1-5	6	2	19	5	4	2	2	38
at Miami (11/28)	* 6-13	1-3	2-2	1-4	5	2	15	4	3	0	1	33
Nicholls State (12/1)	* 4-7	1-2	4-6	0-0	0	13	6	2	0	0	28	
Arkansas-Pine Bluff (12/5)	* 2-5	0-3	5-7	0-5	5	4	9	3	2	1	2	25
Loyola (12/8)	* 2-8	0-3	4-4	0-1	1	3	8	7	0	0	0	29
Tuskegee (12/15)	* 7-9	2-2	9-11	0-3	3	0	25	3	2	0	2	27
at Bowling Green (12/18)	* 3-9	0-2	3-4	0-6	6	2	9	2	6	1	0	33
Texas (12/22)	* 5-11	1-2	3-7	0-0	0	14	3	3	1	1	1	39
at Minnesota (12/31)	* 7-16	0-1	1-3	0-1	1	4	15	5	3	1	6	34
Purdue (1/5)	* 2-6	0-0	2-4	0-3	3	4	6	8	1	2	2	30
at Iowa (1/10)	* 3-13	0-2	6-6	1-5	6	3	12	4	1	0	1	37
Nebraska (1/13)	* 1-6	0-3	6-8	0-3	3	0	8	9	3	2	2	38
at Penn State (1/16)	* 3-11	1-4	5-6	0-2	2	4	12	2	2	1	1	34
Ohio State (1/19)	* 6-13	1-5	2-2	1-3	4	2	15	3	4	0	2	38
at Wisconsin (1/22)	* 6-17	3-8	4-4	1-5	6	2	19	2	1	0	2	39
at Indiana (1/27)	* 1-4	1-2	0-0	0-2	2	5	3	0	4	0	0	19
Illinois (1/31)	* 7-12	2-4	8-12	0-8	8	3	24	7	2	1	0	38
Minnesota (2/6)	* 5-10	3-4	1-2	0-4	4	3	14	3	1	0	3	36
at Purdue (2/9)	* 5-10	2-3	5-7	0-1	1	3	17	2	2	0	1	27
Michigan (2/12)	* 4-14	1-6	2-5	1-6	7	3	11	1	1	0	0	32
at Nebraska (2/16)	* 3-11	1-7	9-10	0-1	1	1	16	4	4	3	0	38
Indiana (2/19)	* 1-8	0-4	4-7	0-3	3	1	6	2	4	0	1	36
at Ohio State (2/24)	* 1-6	0-2	1-2	0-1	1	1	3	1	3	0	1	34
at Michigan (3/3)	* 3-9	0-3	3-4	4-2	6	4	9	5	2	1	1	30
Wisconsin (3/7)	* 7-13	1-7	4-5	0-5	5	3	19	1	0	0	1	29
Northwestern (3/10)	* 5-8	1-1	5-7	0-4	4	1	16	2	2	1	0	38
vs. Iowa (3/15)	* 6-15	1-6	0-0	0-2	2	4	13	1	4	2	2	39
vs. Ohio State (3/16)	* 6-17	4-7	0-0	1-1	2	2	16	2	1	0	1	35
vs. Valparaiso (3/21)	* 6-12	3-5	0-1	2-4	6	0	15	1	0	0	0	32
vs. Memphis (3/23)	* 1-4	0-2	0-0	0-1	1	1	2	2	2	0	0	28
vs. Duke (3/29)	* 5-9	1-2	5-5	0-0	0	3	16	0	4	1	1	36

## TREVOR BOHNHOFF

### 2012-13 GAME-BY-GAME STATS

OPPONENT	FG	3FG	FT	O-D	REB	PF	PTS	AST	BLK	STL	MIN
at Purdue (2/9)	0-0	0-0	0-0	0-0	0	0	0	0	0	0	0+
Michigan (2/12)	0-0	0-0	1-2	1-0	1	0	1	0	0	0	1
Wisconsin (3/7)	0-0	0-0	0-0	0-0	0	0	0	0	0	1	1
vs. Memphis (3/23)	0-0	0-0	0-0	0-0	0	0	0	0	0	0	1

## RUSSELL BYRD

### 2011-12 GAME-BY-GAME STATS

OPPONENT	FG	3FG	FT	O-D	REB	PF	PTS	AST	BLK	STL	MIN
vs. North Carolina (11/11)	0-0	0-0	0-0	2-2	0	0	0	0	0	0	2
vs. Duke (11/15)	0-0	0-0	0-0	2-0	2	0	0	0	1	0	3
Texas Southern (11/18)	1-4	1-4	2-3	0-0	0	5	3	1	0	1	12
UALR (11/20)	0-5	0-5	1-2	0-1	1	2	1	0	0	0	10
Milwaukee (11/23)	0-2	0-1	0-0	0-0	0	0	1	1	1	0	7
at Eastern Mich. (11/27)	1-2	1-2	0-0	1-1	2	1	3	1	1	0	2
Florida State (11/30)	0-0	0-0	0-0	0-0	0	1	0	0	0	0	3
Nebraska Omaha (12/4)	2-4	1-3	0-1	1-2	3	5	1	0	0	1	13
Central Conn. State (12/7)	1-5	1-3	0-0	0-2	2	3	2	0	0	0	1
at Gonzaga (12/10)	0-0	0-0	0-0	0-0	0	0	0	0	0	0	2
Bowling Green (12/17)	1-2	0-0	0-0	1-0	1	1	2	0	0	0	1
UMKC (12/19)	1-4	1-3	0-0	0-0	0	3	2	1	1	0	11
at Northwestern (1/14)	0-0	0-0	0-0	0-0	0	0	0	0	0	0	1
Purdue (1/21)	0-1	0-0	0-0	2-0	2	1	0	0	0	0	6
Minnesota (1/25)	1-1	1-1	2-2	0-1	1	5	0	0	0	0	7
Michigan (2/5)	0-0	0-0	0-0	0-1	1	0	0	0	1	0	1
Penn State (2/8)	0-1	0-1	0-0	0-0	0	1	0	1	0	0	5
Wisconsin (2/16)	0-0	0-0	0-0	0-0	0	1	0	0	0	0	2
at Purdue (2/19)	0-0	0-0	0-0	0-0	0	0	0	0	0	0	1
at Minnesota (2/22)	0-1	0-1	0-0	0-0	0	0	0	0	0	0	3
Nebraska (2/25)	2-5	2-5	0-0	0-0	0	1	6	0	0	0	7
at Indiana (2/28)	0-0	0-0	0-0	0-0	0	0	0	0	0	0	1
vs. Iowa (3/9)	2-5	1-3	3-3	1-0	1	2	8	0	1	1	10
vs. Wisconsin (3/10)	0-0	0-0	0-0	0-0	0	0	0	1	1	0	4
vs. LIU Brooklyn (3/16)	0-0	0-0	0-0	0-1	1	1	0	1	0	0	4
vs. Saint Louis (3/18)	0-0	0-0	0-0	0-0	0	0	0	0	0	0	3
vs. Louisville (3/22)	0-1	0-1	0-0	0-0	0	0	0	0	0	0	0



## GAME-BY-GAME STATS

## 2012-13 GAME-BY-GAME STATS

OPPONENT	FG	3FG	FT	O-D	REB	PF	PTS	AST	TO	BLK	STL	MIN
vs. Connecticut (11/9)	0-0	0-0	0-0	1-0	1	0	0	1	0	0	0	10
vs. Kansas (11/13)	0-1	0-1	0-0	0-1	1	0	0	0	0	0	0	3
Texas Southern (11/18)	1-5	0-4	0-0	0-1	1	2	0	0	0	0	1	22
Boise State (11/20)	1-5	1-5	1-1	2	2	4	2	1	0	0	0	23
Oakland (11/23)	2-7	1-5	0-0	0-1	1	5	0	4	0	0	0	20
Louisiana (11/25)	1-2	1-2	0-0	0-1	3	3	1	4	1	1	1	19
at Miami (11/28)	0-1	0-1	0-0	0-0	0	0	1	0	0	0	0	2
Nicholls State (12/1)	2-4	1-1	1-2	1	2	0	6	1	0	0	0	11
Arkansas-Pine Bluff (12/5)	2-7	1-6	1-2	3-0	3	2	6	1	1	0	0	12
Loyola (12/8)	0-1	0-1	1-2	0-0	0	0	1	0	0	0	0	1
Tuskegee (12/15)	3-7	1-5	0-0	1-2	3	0	7	0	0	0	0	9
Texas (12/22)	0-1	0-1	0-0	0-0	0	1	0	1	0	0	0	3
at Minnesota (12/31)	0-0	0-0	0-0	0-0	0	0	0	1	0	0	0	1
Purdue (1/5)	0-0	0-0	0-0	1-1	2	0	0	3	0	0	0	9
at Iowa (1/10)	0-1	0-1	0-0	0-0	0	0	0	0	0	0	0	4
Nebraska (1/13)	0-0	0-0	0-2	0-0	0	2	0	0	0	0	0	5
at Penn State (1/16)	1-2	1-2	0-0	0-0	0	3	0	0	0	0	0	6
at Wisconsin (1/22)	0-0	0-0	0-0	0-0	0	2	0	0	2	0	0	2
Illinois (1/31)	0-0	0-0	0-0	0-0	0	0	0	0	0	0	0	7
Minnesota (2/6)	0-2	0-2	0-0	0-0	0	1	0	0	0	0	0	4
at Purdue (2/9)	0-3	0-3	0-0	1-0	1	3	0	0	0	0	0	15
Michigan (2/12)	0-1	0-1	0-0	0-0	0	0	0	0	0	0	0	6
at Nebraska (2/16)	0-0	0-0	0-1	0-0	0	1	0	0	0	0	0	2
Wisconsin (3/7)	0-0	0-0	0-0	0-0	0	1	0	0	0	0	0	2
Northwestern (3/10)	0-0	0-0	4-4	0-1	1	0	4	0	0	0	0	1
vs. Valparaiso (3/21)	0-0	0-0	0-0	0-0	0	0	0	0	0	0	0	2
vs. Memphis (3/23)	1-1	0-0	0-0	0-0	0	0	2	0	0	0	0	1

## DAN CHAPMAN

## 2010-11 GAME-BY-GAME STATS

OPPONENT	FG	3FG	FT	O-D	REB	PF	PTS	AST	TO	BLK	STL	MIN
Eastern Michigan (11/12)	0-0	0-0	0-0	0-0	0	0	0	0	0	0	0	1
Bowling Green (12/4)	0-0	0-0	0-0	0-0	0	0	0	0	0	0	0	1
Prairie View A&M (12/18)	0-0	0-0	0-0	0-0	0	0	0	0	0	0	0	2
Iowa (3/2)	0-0	0-0	0-0	0-0	0	0	0	0	1	0	0	0+

## 2011-12 GAME-BY-GAME STATS

OPPONENT	FG	3FG	FT	O-D	REB	PF	PTS	AST	TO	BLK	STL	MIN
Texas Southern (11/18)	0-3	0-2	0-0	1-1	2	0	0	0	0	0	0	2
at Eastern Mich. (11/27)	0-0	0-0	0-0	0-1	1	0	0	0	0	0	0	1
Nebraska Omaha (12/4)	0-0	0-0	0-0	0-0	0	0	0	0	0	0	0	1
Central Conn. State (12/7)	0-0	0-0	0-0	0-1	1	0	0	1	0	0	0	0+
Bowling Green (12/17)	0-0	0-0	0-0	0-0	0	0	0	0	0	0	0	1
UMKC (12/19)	0-1	0-0	0-0	0-0	0	0	0	0	0	0	0	2
Iowa (1/10)	0-0	0-0	0-0	0-0	0	0	0	0	0	0	0	2
Purdue (1/21)	0-0	0-0	0-0	0-0	0	0	0	0	0	0	0	1
Minnesota (1/25)	0-0	0-0	0-0	0-0	0	0	0	0	0	0	0	0+
Penn State (2/8)	0-0	0-0	0-0	0-1	1	0	0	0	0	0	0	1
Wisconsin (2/16)	0-0	0-0	0-0	0-0	0	0	0	0	0	0	0	1
at Purdue (2/19)	0-0	0-0	0-0	0-1	1	0	0	0	0	0	0	1
Nebraska (2/25)	0-0	0-0	0-0	0-0	0	0	0	0	0	0	0	2
vs. Iowa (3/9)	0-0	0-0	0-0	0-0	0	1	0	0	0	0	0	1
vs. LIU Brooklyn (3/16)	0-1	0-0	0-0	0-0	0	0	0	0	0	0	0	1

## 2012-13 GAME-BY-GAME STATS

OPPONENT	FG	3FG	FT	O-D	REB	PF	PTS	AST	TO	BLK	STL	MIN
Texas Southern (11/18)	0-0	0-0	0-0	0-1	1	0	0	0	0	0	0	1
Oakland (11/23)	0-0	0-0	0-0	0-0	0	0	0	0	0	0	0	0+
Nicholls State (12/1)	0-0	0-0	0-0	0-0	0	0	0	0	0	0	0	1
Arkansas-Pine Bluff (12/5)	0-0	0-0	0-0	0-0	0	0	0	0	0	0	0	2
Tuskegee (12/15)	0-1	0-0	0-0	0-0	0	0	0	0	0	0	0	1
Purdue (1/5)	0-0	0-0	0-0	0-0	0	1	0	0	0	0	0	1
at Purdue (2/9)	0-0	0-0	0-0	0-0	0	0	0	0	0	0	0	0+
Michigan (2/12)	0-1	0-1	0-0	0-0	0	0	0	0	0	0	0	2
Wisconsin (3/7)	0-0	0-0	0-0	0-0	0	0	0	0	0	0	0	1
vs. Valparaiso (3/21)	0-0	0-0	0-0	0-0	0	0	0	0	0	0	0	0+
vs. Memphis (3/23)	0-0	0-0	0-0	0-1	1	0	0	0	0	0	0	1

## MATT COSTELLO

## 2012-13 GAME-BY-GAME STATS

OPPONENT	FG	3FG	FT	O-D	REB	PF	PTS	AST	TO	BLK	STL	MIN
Texas Southern (11/18)	1-4	0-0	2-2	0-3	3	0	4	0	0	2	0	11
Boise State (11/20)	0-0	0-0	0-0	0-0	0	2	0	0	1	0	0	1
Oakland (11/23)	1-1	0-0	2-3	0-1	1	1	4	0	0	0	0	8
Louisiana (11/25)	0-0	0-0	1-2	1-0	1	0	1	0	0	0	0	6
at Miami (11/28)	0-1	0-0	0-0	0-0	0	2	0	0	0	0	0	4
Nicholls State (12/1)	1-3	0-0	0-0	0-2	2	1	2	0	0	1	0	5
Arkansas-Pine Bluff (12/5)	1-1	0-0	1-1	0-2	2	1	3	2	0	1	0	6
Loyola (12/8)	0-0	0-0	0-0	0-0	0	0	0	0	0	0	0	1
Tuskegee (12/15)	2-4	0-0	2-2	2-5	7	2	6	0	0	0	1	7
Texas (12/22)	0-1	0-0	0-0	0-0	0	1	0	0	1	0	0	2
Purdue (1/5)	1-1	0-0	0-0	0-0	0	1	2	0	0	0	0	2
at Penn State (1/16)	0-0	0-0	0-0	0-0	0	1	0	1	0	0	0	6
Ohio State (1/19)	0-0	0-0	0-0	0-1	1	2	0	0	1	0	0	5
at Wisconsin (1/22)	0-0	0-0	0-0	0-0	0	1	0	0	0	0	0	5
at Indiana (1/27)	0-0	0-0	0-0	0-0	0	0	0	0	0	0	0	0+
Illinois (1/31)	0-1	0-0	0-0	0-0	0	0	0	0	0	0	0	4
Minnesota (2/6)	0-0	0-0	0-0	1-1	2	0	0	0	0	0	0	7
at Purdue (2/9)	0-1	0-0	2-2	0-1	1	2	2	0	0	0	1	13
Michigan (2/12)	3-3	0-0	2-2	2-4	6	1	8	0	1	0	0	11
at Nebraska (2/16)	2-2	0-0	0-0	0-2	2	2	4	0	0	2	0	8
Indiana (2/19)	0-1	0-0	2-3	1-1	2	2	2	1	0	3	1	8
at Ohio State (2/24)	1-1	0-0	0-0	0-0	0	2	2	0	0	0	0	5
at Michigan (3/3)	0-1	0-0	0-0	0-1	1	1	0	0	0	1	0	14
Northwestern (3/7)	1-1	0-0	0-0	1-1	2	2	2	0	0	0	2	11
Northwestern (3/10)	0-0	0-0	0-0	0-0	0	0	0	0	0	0	0	6
vs. Iowa (3/15)	0-2	0-0	0-0	0-1	1	0	0	0	0	0	0	4
vs. Ohio State (3/16)	0-0	0-0	0-0	1-0	1	2	0	0	0	0	0	4
vs. Valparaiso (3/21)	0-2	0-0	0-0	0-1	1	4	0	1	2	2	0	9
vs. Memphis (3/23)	1-1	0-0	0-0	0-2	2	0	2	0	0	1	1	5
vs. Duke (3/29)	0-0	0-0	0-0	1-1	2	3	0	0	1	0	0	6

## BRANDEN DAWSON

## 2011-12 GAME-BY-GAME STATS

OPPONENT	FG	3FG	FT	O-D	REB	PF	PTS	AST	TO	BLK	STL	MIN
vs. North Carolina (11/11)	* 4-10	0-1	2-2	7	7	1	10	1	2	2	2	35
vs. Duke (11/15)	* 4-6	0-0	1-2	3	1	9	3	3	1	1	1	27
Texas Southern (11/18)	* 6-7	0-0	1-2	3	3	3	13	1	4	0	1	15
UAlbany (11/20)	* 2-4	0-0	2-4	0-6	6	0	6	3	2	0	2	25
Milwaukee (11/23)	* 2-3	0-0	1-6	2-2	4	2	5	1	2	0	0	18
at Eastern Mich. (11/27)	* 3-5	0-0	0-0	2-1	3	1	6	1	2	1	1	21
Florida State (11/30)	* 1-3	0-0	0-0	0-0	0	0	2	1	2	0	0	19
Nebraska Omaha (12/4)	* 3-8	0-0	2-2	2-4	6	2	8	4	0	0	0	19
Central Conn. State (12/7)	* 5-9	0-0	1-2	7-4	11	1	11	1	2	2	0	18
at Gonzaga (12/10)	* 1-4	0-1	0-0	1-1	2	2	2	0	0	2	0	10
Bowling Green (12/17)	* 5-6	0-0	3-4	2-2	4	1	13	1	1	2	2	23
UMKC (12/19)	* 8-12	0-0	0-0	2-2	4	1	16	2	1	2	2	20
Lehigh (12/22)	* 6-11	0-0	2-3	6-2	8	0	14	1	0	0	0	23
Indiana (12/28)	* 2-5	0-0	3-4	1-3	4	2	7	1	0	1	1	22
at Nebraska (12/31)	* 2-5	0-0	0-0	2-1	3	0	4	0	1	2	0	19
at Wisconsin (1/3)	* 2-2	0-0	1-2	1-2	3	2	5	0	0	2	0	22
Iowa (1/10)	* 3-7	0-0	0-0	2-2	4	1	6	3	1	1	3	21
at Northwestern (1/14)	* 3-3	0-0	3-4	4-2	6	4	9	0	3	1	1	17
at Michigan (1/17)	* 2-4	0-0	0-0	0-0	0	0	4	1	1	0	0	12
Purdue (1/21)	* 6-7	0-0	2-2	1-2	3	1	14	0	2	2	1	19
Minnesota (1/25)	* 7-10	0-0	2-3	4-0	4	2	16	1	1	4	2	27
at Illinois (1/31)	* 4-11	0-1	4-4	7-6	13	3	12	0	1	1	0	28
Michigan (2/5)	* 4-6	0-0	2-4	2-2	4	1	10	0	1	0	1	21
Penn State (2/8)	* 5-8	0-0	2-3	4-3	7	0	12	0	1	2	3	24
at Ohio State (2/11)	* 1-3	0-0	1-2	5-3	8	1	3	1	1	0	0	20
Wisconsin (2/16)	* 3-5	0-0	1-2	0-3	3	1	7	0	0	0	0	20
at Purdue (1/19)	* 7-12	0-1	3-8	11	2	15	0	1	2	0	0	27
at Minnesota (2/22)	* 3-5	0-0	1-3	1-1	2	2	7	1	0	0	0	19
Nebraska (2/25)	* 2-3	0-0	2-2	0-1	1	2	6	0	2	0	2	22
at Indiana (2/28)	* 1-3	0-0	1-4	0-2	2	1	3	1	1	0	0	20
Ohio State (3/4)	* 2-2	0-0	0-0	0-0	1	1	4	0	1	0	2	7



# GAME-BY-GAME STATS

## 2012-13 GAME-BY-GAME STATS

OPPONENT	FG	3FG	FT	O-REB	P-PTS	AST	BLK	STL	MIN			
vs. Connecticut (11/9)	* 7-17	0-0	1-2	8-2	10	2	1	0	5	34		
vs. Kansas (11/13)	* 5-6	0-0	2-3	2-2	4	1	12	2	5	0	3	33
Texas Southern (11/18)	* 6-10	0-0	1-2	2-4	6	1	13	2	0	1	5	22
Boise State (11/20)	* 4-5	0-0	2-5	1-4	5	1	10	3	1	1	3	33
Oakland (11/23)	* 3-7	0-0	0-1	5-6	3	6	3	2	5	1	0	20
Louisiana (11/25)	* 5-10	0-1	2-4	1-7	8	2	12	3	1	2	2	31
at Miami (11/28)	* 5-7	0-0	1-2	3-1	4	2	11	0	5	1	0	21
Nicholls State (12/1)	* 4-5	0-0	0-0	0-2	2	1	8	2	1	1	1	19
Arkansas-Pine Bluff (12/5)	* 5-6	0-0	0-2	3-4	7	1	10	2	4	2	1	25
Loyola (12/8)	* 3-5	0-0	1-2	2-1	3	3	7	0	2	4	1	28
Tuskegee (12/15)	* 3-8	0-0	1-2	2-7	9	1	7	0	6	2	1	23
at Bowling Green (12/18)	* 5-11	0-0	0-1	4-3	7	4	10	2	1	3	1	29
Texas (12/22)	* 1-4	0-0	4-4	3-7	10	1	6	1	2	0	2	26
at Minnesota (12/31)	* 4-7	0-0	0-2	1-1	2	2	8	0	1	0	2	28
Purdue (1/5)	* 6-15	0-1	2-3	5-6	11	3	14	1	0	0	0	27
at Iowa (1/10)	* 7-12	0-0	3-4	0-4	4	3	17	3	1	1	3	32
Nebraska (1/13)	* 6-7	0-0	0-4	2-6	6	0	12	0	2	1	3	34
at Penn State (1/16)	* 2-3	0-0	1-1	0-5	5	2	5	3	0	1	0	14
Ohio State (1/19)	* 4-10	0-1	1-3	3-7	10	2	9	1	3	0	2	26
at Wisconsin (1/22)	* 7-14	0-0	4-6	3-10	13	3	18	0	2	1	0	33
at Indiana (1/27)	* 6-10	0-0	0-0	3-5	8	0	12	2	3	0	4	34
Illinois (1/31)	* 4-5	0-1	4-4	3-6	9	3	12	3	4	0	0	29
Minnesota (2/6)	* 3-6	0-0	1-5	1-2	3	1	7	1	0	1	3	26
at Purdue (2/9)	* 7-9	0-0	6-6	1-2	3	3	20	0	3	1	2	31
Michigan (2/12)	* 5-9	0-0	0-1	3-0	3	1	10	3	1	1	2	26
at Nebraska (2/16)	* 2-5	0-0	0-0	2-2	4	1	4	0	3	4	0	28
Indiana (2/19)	* 4-8	0-0	0-0	2-2	4	2	8	0	3	0	0	23
at Ohio State (2/24)	* 3-6	0-0	2-4	1-2	3	0	8	1	2	0	1	25
at Michigan (3/3)	* 1-4	0-0	0-0	3-2	5	0	2	0	3	0	2	24
Wisconsin (3/7)	* 1-6	0-0	0-0	2-4	6	2	2	0	1	0	0	19
Northwestern (3/10)	* 2-3	0-0	2-2	2-4	6	0	6	0	1	0	1	21
vs. Iowa (3/15)	* 3-5	0-0	0-2	3-4	7	0	6	1	0	0	3	33
vs. Ohio State (3/16)	* 1-5	0-0	0-0	1-4	5	0	2	0	2	2	0	27
vs. Valparaiso (3/21)	* 3-6	0-1	1-2	2-6	6	2	7	3	0	0	1	31
vs. Memphis (3/23)	* 0-3	0-0	1-2	2-4	6	2	1	4	4	1	2	31
vs. Duke (3/29)	* 2-3	0-0	0-0	0-2	2	3	4	2	0	1	1	23

## 2012-13 GAME-BY-GAME STATS

OPPONENT	FG	3FG	FT	O-D	REB	PF	PTS	AST	BLK	STL	MIN
vs. Connecticut (11/9)	0-0	0-0	0-0	0-0	1	0	0	2	0	0	1
vs. Kansas (11/13)	3-4	0-0	0-0	0-1	1	2	6	1	0	0	12
Texas Southern (11/18)	* 1-5	0-0	0-0	1-2	3	0	2	0	2	0	14
Boise State (11/20)	0-0	0-0	0-0	0-0	0	0	0	0	0	0	3
Oakland (11/23)	0-0	0-0	0-0	0-0	1	0	1	1	0	0	3
Louisiana (11/25)	1-1	0-0	0-0	0-0	2	2	2	0	0	0	8
at Miami (11/28)	1-2	0-0	0-0	0-1	1	2	0	0	0	1	9
Nicholls State (12/1)	2-4	0-0	2-2	1-1	2	1	6	0	1	0	8
Arkansas-Pine Bluff (12/5)	3-3	0-0	0-0	1-1	2	0	6	0	0	0	8
Loyola (12/8)	1-1	0-0	0-0	0-1	1	1	2	0	1	0	6
Tuskegee (12/15)	0-2	0-0	0-0	0-3	3	0	0	0	0	0	10
at Bowling Green (12/18)	1-1	0-0	0-0	0-0	0	1	2	0	0	0	4
Texas (12/22)	0-0	0-0	0-0	0-0	0	0	0	0	0	0	6
at Minnesota (12/31)	0-0	0-0	0-0	0-1	1	1	0	0	1	0	3
Purdue (1/5)	2-2	0-0	0-0	0-1	1	1	4	0	1	0	8
at Iowa (1/10)	0-1	0-0	0-0	1-1	2	0	0	0	0	0	5
Nebraska (1/13)	0-0	0-0	0-0	0-0	0	0	0	0	0	0	2
at Penn State (1/16)	* 1-2	0-0	0-0	1-3	4	0	2	0	0	1	15
at Wisconsin (1/22)	0-0	0-0	0-0	0-1	1	1	0	0	0	0	5
at Indiana (1/27)	0-1	0-0	0-0	0-0	0	0	0	0	0	0	2
Illinois (1/31)	* 0-1	0-0	0-0	0-0	0	0	0	0	0	0	5
Minnesota (2/6)	0-1	0-0	0-0	1-0	1	0	0	0	0	0	11
at Purdue (2/9)	0-0	0-0	0-0	0-1	1	1	0	0	0	0	1
Michigan (2/12)	1-1	0-0	1-4	0-1	1	3	1	0	0	2	8
at Nebraska (2/16)	0-0	0-0	0-0	0-1	1	1	0	0	0	0	8
Indiana (2/19)	1-1	0-0	0-0	0-1	1	1	2	0	0	0	8
at Ohio State (2/24)	0-0	0-0	0-0	0-0	0	0	0	0	1	0	2
at Michigan (3/3)	0-0	0-0	0-0	0-0	0	0	0	0	0	0	1
Wisconsin (3/7)	1-1	0-0	0-0	1-1	2	0	2	0	1	0	10
Northwestern (3/10)	1-1	0-0	0-0	1-0	1	0	2	0	0	0	6
vs. Iowa (3/15)	0-1	0-0	0-0	2-0	2	0	0	0	0	0	2
vs. Ohio State (3/16)	0-0	0-0	0-0	0-0	0	0	0	0	0	0	1
vs. Valparaiso (3/21)	0-0	0-0	0-0	0-1	1	1	0	0	1	0	3
vs. Memphis (3/23)	0-0	0-0	0-0	0-1	1	0	0	0	1	0	2
vs. Duke (3/29)	0-1	0-0	0-0	0-1	1	1	0	1	0	0	7

## ALEX GAUNA

## 2011-12 GAME-BY-GAME STATS

OPPONENT	FG	3FG	FT	O-D	REB	PF	PTS	AST	BLK	STL	MIN
vs. North Carolina (11/11)	0-2	0-0	0-0	0-0	0	3	0	0	0	0	12
vs. Duke (11/15)	0-0	0-0	0-0	0-0	0	2	0	0	0	0	3
Texas Southern (11/18)	3-5	0-0	0-1	0-2	2	6	0	1	0	0	13
UALR (11/20)	1-1	0-0	1-2	0-1	1	2	3	0	2	0	5
Milwaukee (11/23)	0-0	0-0	1-2	1-0	1	2	1	0	1	0	4
at Eastern Mich. (11/27)	2-3	0-0	1-1	1-1	2	0	5	0	0	1	6
Florida State (11/30)	0-0	0-0	0-0	0-0	0	0	0	0	0	0	1
Nebraska Omaha (12/4)	4-6	0-0	0-0	1-0	1	1	8	0	0	2	12
Central Conn. State (12/7)	1-1	0-0	1-2	1-1	2	0	3	0	1	0	4
at Gonzaga (12/10)	1-1	0-0	0-0	0-0	0	1	2	0	0	0	3
Bowling Green (12/17)	0-0	0-0	0-0	0-1	1	2	0	0	1	0	4
UMKC (12/19)	3-5	0-0	2-6	1-1	2	1	8	0	1	0	11
Lehigh (12/22)	1-2	0-0	1-1	3-0	3	1	3	0	1	0	7
Indiana (12/28)	0-0	0-0	0-0	0-0	0	0	0	0	0	0	5
at Nebraska (12/31)	0-0	0-0	0-0	0-1	1	1	0	0	0	0	2
at Wisconsin (1/3)	1-1	0-0	0-0	0-1	1	1	2	0	0	0	1
Iowa (1/10)	2-3	0-0	0-0	0-0	0	4	0	2	0	0	11
at Northwestern (1/14)	1-3	0-0	0-0	0-1	2	0	2	0	0	0	2
Purdue (1/21)	0-1	0-0	2-2	1-1	2	1	2	0	0	0	6
at Illinois (1/31)	0-0	0-0	0-0	0-0	0	0	0	0	0	0	1
Penn State (2/8)	0-0	0-0	1-2	1-0	1	0	1	0	0	0	5
at Ohio State (2/11)	0-0	0-0	0-0	0-0	1	1	0	0	0	0	2
Wisconsin (2/16)	0-0	0-0	0-0	0-0	0	0	0	0	0	0	2
at Purdue (2/19)	0-0	0-0	0-0	0-0	0	1	0	0	0	0	3
Nebraska (2/25)	1-1	0-0	1-2	0-0	0	3	0	0	0	0	6
at Indiana (2/28)	0-2	0-0	0-0	0-1	1	2	0	0	0	0	4
Ohio State (3/4)	0-0	0-0	0-0	0-0	0	2	0	0	1	0	1
vs. Iowa (3/9)	0-0	0-0	0-0	0-0	0	0	0	0	1	0	3
vs. LIU Brooklyn (3/16)	1-1	0-0	0-0	0-1	1	0	2	0	1	0	2
vs. Louisville (3/22)	0-0	0-0	0-0	0-0	0	0	0	0	0	0	1

## 2012-13 GAME-BY-GAME STATS

OPPONENT	FG	3FG	FT	O-D	REB	PF	PTS	AST	BLK	STL	MIN	
vs. Connecticut (11/9)	* 4-13	1-7	2-2	1-1	2	3	11	0	1	1	30	
vs. Kansas (11/13)	* 7-12	1-3	3-4	1-0	1	3	18	0	4	0	1	35
Texas Southern (11/18)	* 7-10	2-4	3-3	1-1	2	1	19	0	1	0	2	25
Boise State (11/20)	* 0-0	0-0	0-0	0-0	0	0	0	0	0	0	0	1
at Miami (11/28)	5-11	2-5	0-2	4-4	8	1	12	0	0	1	0	25
Nicholls State (12/1)	* 5-9	1-3	0-3	1-3	4	1	11	1	1	1	3	27
Arkansas-Pine Bluff (12/5)	* 5-9	1-4	2-4	1-1	2	4	13	2	2	0	3	22
Loyola (12/8)	* 7-11	5-7	1-2	0-2	2	3	20	0	1	0	0	32
Tuskegee (12/15)	* 1-7	0-5	8-8	1-1	2	0	10	3	3	0	0	23
at Bowling Green (12/18)	* 5-10	1-3	2-3	0-2	2	13	1	2	0	2	33	
Texas (12/22)	* 3-10	1-6	2-2	0-0	0	3	9	2	2	0	0	31
at Minnesota (12/31)	* 5-9	1-5	1-1	2-1	3	2	12	1	1	0	0	34
Purdue (1/5)	* 7-13	6-8	2-2	1-0	1	1	22	2	1	0	1	30
at Iowa (1/10)	* 4-10	3-5	3-3	1-4	5	1	14	1	1	1	3	34
Nebraska (1/13)	* 1-11	1-4	6-6	1-6	7	2	9	1	1	0	0	36
at Penn State (1/16)	* 3-7	2-3	6-7	0-1	1	3	14	2	0	0	1	33
Ohio State (1/19)	* 4-10	0-2	1-3	4	1	0	6	1	0	1	1	28
at Wisconsin (1/22)	* 2-3	1-1	1-2	1-1	2	8	6	1	1	1	1	32
at Indiana (1/27)	* 6-13	5-10	4-11	1-4	2	4	21	2	0	0	2	33
Illinois (1/31)	* 5-7	3-5	1-3	0-1	1	0	14	0	4	0	3	25
Minnesota (2/6)	* 5-11	4-8	1-1	0-2	2	2	15	4	2	0	1	36
at Purdue (2/9)	* 3-6	2-3	0-2	1-3	4	8	1	1	1	0	3	24
Michigan (2/12)	* 6-5	2-9	0-0	2-2	4	1	17	3	0	0	3	29
at Nebraska (2/16)	* 5-6	2-3	2-4	0-1	1	4	14	0	2	0	1	26
Indiana (2/19)	* 6-13	5-15	6-9	1-0	1	2	19	1	2	0	3	35
at Ohio State (2/24)	* 5-9	1-3	4-0	2-2	2	14	5	1	1	0	1	36
at Michigan (3/3)	* 7-16	2-7	0-1	1-3	4	3	11	1	2	0	0	34
Wisconsin (3/7)	* 5-14	1-4	0-0	1-1	1	1	12	2	2	0	4	30
Northwestern (3/10)	* 5-8	2-4	0-0	0-0	0	2	12	3	4	1	1	37
vs. Iowa (3/15)	* 4-10	1-4	4-4	1-1	2	2	13	0	2	0	1	30
vs. Ohio State (3/16)	* 1-7	1-3	2-2	1-3	4	1	5	0	2	0	0	32
vs. Valparaiso (3/21)	* 4-11	2-5	0-0	2-2	4	1	10	4	2	1	2	32
vs. Memphis (3/23)	* 6-9	4-7	7-8	1-2	4	4	23	0	2	0	0	35
vs. Duke (3/29)	* 2-11	0-3	2-4	1-3	4	4	6	2	1	0	1	25

## GAME-BY-GAME STATS

## ADREIAN PAYNE

## 2010-11 GAME-BY-GAME STATS

OPPONENT	FG	3FG	FT	O-D	REB	PF	PTS	AST	TO	BLK	STL	MIN
Eastern Michigan (11/12)	5-8	0-1	0-3	2-5	7	4	10	0	3	1	1	14
South Carolina (11/16)	2-2	0-0	1-2	3-4	7	2	5	0	2	0	0	10
vs. Chamaine (11/22)	0-1	0-0	0-0	0-1	1	3	0	0	1	0	0	7
vs. Connecticut (11/23)	0-2	0-0	0-0	1-1	2	0	0	0	1	0	0	6
vs. Washington (11/24)	0-0	0-0	0-0	0-1	1	1	0	0	2	2	1	6
Tennessee Tech (11/28)	1-1	0-0	1-2	1-2	3	2	3	1	2	1	0	17
at Duke (12/1)	2-2	0-0	1-2	3-3	6	0	5	1	2	1	0	9
Bowling Green (12/4)	1-3	0-0	2-4	2-4	6	0	4	0	0	2	2	15
vs. Syracuse (12/7)	0-0	0-0	1-2	0-0	0	0	1	0	1	0	0	5
vs. Oakland (12/11)	0-0	0-0	1-2	0-0	0	1	1	0	0	0	2	4
Prairie View A&M (12/18)	1-5	0-0	1-2	0-1	1	2	3	1	0	2	0	15
Texas (12/22)	* 1-2	0-0	0-0	2-0	2	4	2	1	1	1	1	9
Minnesota (12/31)	1-2	0-0	0-0	0-0	0	1	2	0	0	2	1	7
at Northwestern (1/3)	1-1	0-0	0-0	0-2	2	0	2	0	2	0	0	5
at Penn State (1/8)	0-0	0-0	1-2	1-0	1	2	1	0	1	0	0	2
Wisconsin (1/11)	2-3	0-0	0-0	1-2	3	0	4	0	1	0	0	11
Northwestern (1/15)	0-0	0-0	0-0	2-2	2	1	0	0	1	0	0	8
at Illinois (1/18)	* 1-3	0-0	0-0	2-2	4	0	2	0	0	1	0	10
at Purdue (1/22)	1-2	0-0	0-0	0-0	0	2	0	0	0	0	1	6
Michigan (1/27)	0-0	0-0	0-0	0-0	0	0	0	0	0	0	0	3
Indiana (1/30)	0-0	0-0	0-0	0-0	0	1	0	0	0	0	0	2
at Iowa (2/2)	1-1	0-0	2-4	1-1	2	0	4	0	1	0	0	15
at Wisconsin (2/6)	0-2	0-0	0-0	2-1	3	2	0	0	1	0	0	12
Penn State (2/10)	1-2	0-0	0-0	1-0	1	1	2	0	1	2	0	8
at Ohio State (2/15)	4-7	0-0	2-3	0-2	2	2	10	0	0	0	0	11
Illinois (2/19)	1-1	0-0	0-0	0-2	2	0	2	0	1	0	0	9
at Minnesota (2/22)	2-2	0-0	0-1	1-1	2	3	4	0	0	3	0	12
Purdue (2/27)	1-3	0-0	0-0	0-4	4	0	2	0	0	1	0	17
Iowa (3/2)	3-8	0-0	2-3	1-5	6	4	8	1	0	1	0	16
at Michigan (3/5)	0-0	0-0	0-0	0-1	1	0	0	0	1	0	0	2
vs. Iowa (3/10)	* 2-4	0-0	2-3	2-1	3	0	6	0	0	1	0	8
vs. Purdue (3/11)	* 0-2	0-0	0-1	1-2	1	0	0	0	0	0	0	10
vs. Penn State (3/12)	* 0-1	0-0	0-0	0-0	0	0	0	0	1	0	0	7
vs. UCLA (3/17)	* 0-2	0-0	0-0	1-3	4	4	0	0	0	2	0	8

## 2011-12 GAME-BY-GAME STATS

OPPONENT	FG	3FG	FT	O-D	REB	PF	PTS	AST	TO	BLK	STL	MIN
vs. North Carolina (11/11)	* 3-3	0-0	4-6	2-1	3	2	10	0	0	0	0	11
vs. Duke (11/15)	* 1-6	0-0	0-0	3-9	12	5	2	0	2	2	1	26
Texas Southern (11/18)	* 4-5	0-0	2-2	4-6	10	0	10	1	2	2	1	20
UALR (11/20)	* 1-3	0-0	4-8	3-2	5	2	6	0	1	2	1	19
Milwaukee (11/23)	* 2-2	0-0	2-2	0-3	3	4	6	0	1	0	0	11
at Eastern Mich. (11/27)	5-8	0-0	2-4	2-6	8	1	12	0	2	0	1	16
Florida State (11/30)	* 1-3	0-0	1-1	0-1	1	3	0	1	1	1	1	23
Nebraska Omaha (12/4)	* 4-5	0-0	2-2	2-1	3	3	10	2	1	0	0	19
Central Conn. State (12/7)	* 2-4	0-0	2-2	1-2	3	3	6	0	0	2	0	8
at Gonzaga (12/10)	* 4-6	0-0	1-2	1-3	3	3	9	1	0	2	0	24
Bowling Green (12/17)	* 2-5	0-0	2-5	1-3	4	2	6	0	1	2	0	20
UMKC (12/19)	* 3-3	0-0	5-8	1-1	2	2	11	0	1	1	0	20
Lehigh (12/22)	* 2-3	0-0	3-4	1-4	5	5	7	1	0	1	2	17
Indiana (12/28)	* 3-4	0-0	2-2	2-0	2	3	8	0	2	0	3	15
at Nebraska (12/31)	* 2-4	0-0	1-1	2-3	5	4	5	0	1	0	1	18
at Wisconsin (1/3)	* 2-3	0-0	0-0	1-0	1	4	4	0	1	1	1	17
Iowa (1/10)	* 1-2	0-0	1-2	2-4	6	2	3	0	2	1	1	17
at Northwestern (1/14)	* 1-3	0-0	3-6	1-0	1	2	5	0	0	0	0	11
at Michigan (1/17)	* 2-3	0-0	0-0	0-1	1	1	4	1	0	0	0	14
Purdue (1/21)	* 3-5	0-0	3-4	0-3	3	3	9	0	1	1	0	18
Minnesota (1/25)	* 4-6	0-0	0-1	0-5	5	2	8	1	1	1	2	24
at Illinois (1/31)	* 3-10	1-1	0-0	4-1	5	1	7	0	0	0	0	16
Michigan (2/5)	* 2-4	0-0	1-2	1-3	3	3	5	0	1	1	1	15
Penn State (2/8)	* 3-7	0-0	6-8	2-3	5	2	12	1	3	0	2	21
at Ohio State (2/11)	* 6-6	0-0	3-4	3-1	4	15	0	1	2	2	0	20
Wisconsin (2/16)	* 1-5	0-0	0-0	0-2	2	2	2	0	0	0	0	18
at Purdue (2/19)	* 1-4	0-0	0-0	2-2	4	2	0	3	1	0	0	13
at Minnesota (2/22)	* 2-3	0-0	2-2	2-3	5	2	6	1	1	1	1	25
Nebraska (2/25)	* 2-3	0-0	1-0	1-2	3	0	4	1	0	1	0	20
at Indiana (2/28)	* 1-2	0-0	0-0	1-1	2	2	2	0	1	1	1	10
Ohio State (3/4)	* 2-4	0-0	4-4	2-3	5	1	8	0	3	4	0	18
vs. Iowa (3/9)	* 7-8	0-0	2-3	3-4	7	3	16	0	1	1	0	20
vs. Wisconsin (3/10)	* 2-7	0-0	2-2	1-2	3	0	6	0	1	0	1	14
vs. Ohio State (3/11)	* 3-3	0-0	0-0	1-4	5	2	6	0	2	4	0	19
vs. LIU Brooklyn (3/16)	* 8-11	0-0	0-0	4-3	7	1	16	1	0	0	1	18
vs. Saint Louis (3/18)	* 2-6	0-0	0-0	0-7	7	1	4	1	1	1	0	25
vs. Louisville (3/22)	* 1-4	0-0	2-2	1-3	4	2	4	0	1	2	1	21

## 2012-13 GAME-BY-GAME STATS

OPPONENT	FG	3FG	FT	O-D	REB	PF	PTS	AST	TO	BLK	STL	MIN
vs. Connecticut (11/9)	* 2-2	0-0	2-2	0-2	2	3	6	1	3	1	0	15
vs. Kansas (11/13)	* 2-4	0-1	0-0	0-8	8	4	4	0	0	4	0	17
Texas Southern (11/18)	* 4-6	0-0	1-1	2-5	7	5	9	0	2	2	0	16
Boise State (11/20)	5-6	0-0	0-0	1-3	4	2	10	2	3	1	0	16
Oakland (11/23)	* 6-7	0-0	3-4	3-6	9	2	15	0	3	2	1	30
Louisiana (11/25)	* 0-4	0-0	0-0	3-4	7	10	1	3	0	0	1	23
at Miami (11/28)	* 2-5	0-0	0-0	1-4	5	4	4	0	0	1	0	25
Nicholls State (12/1)	4-5	0-0	2-2	1-11	12	1	10	0	0	3	0	20
Arkansas-Pine Bluff (12/5)	2-5	0-0	2-2	4-4	8	1	6	1	1	0	2	18
Loyola (12/8)	5-7	0-0	4-4	2-8	10	0	14	0	3	0	2	22
Tuskegee (12/15)	4-8	0-0	4-4	4-6	10	1	12	2	2	2	1	19
at Bowling Green (12/18)	5-7	0-0	3-3	1-4	5	4	7	0	0	0	0	17
Texas (12/22)	5-7	0-0	3-4	1-6	7	3	13	0	5	1	0	19
at Minnesota (12/31)	2-6	0-0	0-1	1-6	7	4	4	2	3	1	0	24
Purdue (1/5)	0-3	0-0	3-4	1-8	9	2	3	1	0	1	0	20
at Iowa (1/10)	5-7	0-0	0-1	2-4	6	3	10	0	0	1	1	23
Nebraska (1/13)	6-6	1-1	1-3	1-2	3	1	14	0	1	1	1	21
at Penn State (1/16)	6-9	1-1	7-10	3-4	7	2	20	0	0	0	0	17
Ohio State (1/19)	* 5-6	1-1	3-3	1-4	5	2	14	0	1	0	1	32
at Wisconsin (1/22)	* 1-5	0-0	0-0	1-1	2	4	2	3	2	1	3	33
at Indiana (1/27)	* 7-10	3-4	1-2	2-7	9	2	18	0	3	1	1	33
Illinois (1/31)	* 3-6	1-3	1-2	1-5	6	3	8	3	2	2	0	38
Minnesota (2/6)	* 2-5	0-0	7-8	0-7	7	0	11	1	1	2	1	27
at Purdue (2/9)	* 5-10	0-2	2-2	4-6	4	12	0	0	0	2	26	
Michigan (2/12)	* 2-5	0-0	0-0	2-2	4	2	4	2	2	1	1	30
at Nebraska (2/16)	* 4-8	0-2	7-8	5-9	14	3	15	1	2	3	1	35
Indiana (2/19)	* 6-8	3-3	2-2	0-7	4	7	17	1	0	2	0	25
at Ohio State (2/24)	* 5-10	0-2	2-2	5-10	15	4	12	0	3	1	1	33
at Michigan (3/3)	* 6-11	2-5	3-6	6-6	12	4	17	0	4	0	0	33
Wisconsin (3/7)	* 4-12	0-1	1-1	5-6	11	1	9	1	2	1	1	30
Northwestern (3/10)	* 4-7	1-2	3-3	1-3	4	2	11	0	1	0	1	21
vs. Iowa (3/15)	* 6-12	1-2	5-5	6-6	10	3	18	0	3	2	1	34
vs. Ohio State (3/16)	* 3-5	1-2	5-5	1-7	8	2	12	3	2	1	0	34
vs. Valparaiso (3/21)	* 2-5	0-1	3-3	1-3	4	4	7	3	6	0	0	27
vs. Memphis (3/23)	* 7-14	0-3	0-0	3-7	10	2	14	0	3	5	2	34
vs. Duke (3/29)	* 3-10	1-5	7-7	2-8	10	3	14	0	1	2	1	36

## TRAVIS TRICE

## 2011-12 GAME-BY-GAME STATS

OPPONENT	FG	3FG	FT	O-D	REB	PF	PTS	AST	TO	BLK	STL	MIN
vs. North Carolina (11/11)	1-8	0-4	2-2	0-1	1	4	4	3	1	0	3	20
vs. Duke (11/15)	2-3	1-2	2-2	0-0	0	3	7	0	4	0	0	20
Texas Southern (11/18)	4-7	3-6	0-2	0-5	5	2	11	0	2	0	2	20
UALR (11/20)	2-4	2-3	0-0	0-2	2	1	6	2	2	0	3	19
Milwaukee (11/23)	2-4	1-2	2-4	0-4	1	7	2	2	1	1	0	23
at Eastern Mich. (11/27)	0-3	0-2	0-2	0-3	3	2	0	1	2	0	3	18
Florida State (11/30)	1-4	1-3	0-0	0-0	0	3	3	2	2	0	1	27
Nebraska Omaha (12/4)	2-5	2-5	0-0	0-3	3	1	6	3	1	0	0	15
Central Conn. State (12/7)	6-8	4-4	0-5	0-3	1	20	5	1	2	0	2	22
at Gonzaga (12/10)	1-6	1-2	1-4	0-1	1	4	3	3	4	0	1	20
Bowling Green (12/17)	1-4	1-2	0-0	0-2	2	3	2	4	1	1	1	21
UMKC (12/19)	3-5	2-3	0-0	0-1	1	3	8	2	1	0	0	16
Lehigh (12/22)	1-3	1-2	3-4	1-3	4	2	6	5	1	0	1	17
Indiana (12/28)	0-2	0-2	0-0	0-0	2	6	0	0	1	0	0	16
at Nebraska (12/31)	1-3	0-2	0-0	0-1	1	4	2	2	1	0	0	17
at Wisconsin (1/3)	0-5	0-1	0-0	0-2	2	1	0	2	0	0	0	12
Iowa (1/10)	3-4	2-3	2-2	0-2	2	2	10	0	0	0	0	16
at Northwestern (1/14)	3-6	1-2	0-0	1-2	3	2	7	4	1	0	2	23
at Michigan (1/17)	1-3	1-1	0-0	0-1	1	2	3	0	1	0	0	18
Purdue (1/21)	2-3	0-1	1-2	0-0	0	3	5	4	1	0	0	16
at Illinois (1/31)	2-6	1-3	0-0	0-0	0	0	5	1	2	0	0	22
Michigan (2/5)	1-3	1-3	0-0	0-0	0	3	0	0	0	0	0	14
Penn State (2/8)	2-6	1-0	0-0	1-2	3	3	5	1	1	0	1	19
at Ohio State (2/11)	0-2	0-2	0-0	0-4	4	2	0	2	0	0	0	12
at Indiana (2/28)	1-4	0-2	0-0	1-0	1	1	2	0	0	0	0	8
Ohio State (3/4)	0-0	0-0	0-0	0-1	1	1	0	2	0	0	0	6
vs. Iowa (3/9)	3-6	3-4	0-0	0-2	2	2	9	0	0	0	0	24
vs. Wisconsin (3/10)	1-1	0-0	0-2	0-0	0	2	2	3	0	0	0	9
vs. Ohio State (3/11)	1-3	1-2	0-0	0-1	1	0	3	1	0	0	0	10
vs. LIU Brooklyn (3/16)	1-3	0-1	2-2	0-4	4	3	4	1	0	1	1	17
vs. Saint Louis (3/18)	0-1	0-0	0-0	0-1	1	1	0	0	0	0	0	16
vs. Louisiana State (3/22)	0-1	0-1	0-0	1-2	1	0	3	1	0	0	0	17



# GAME-BY-GAME STATS

## 2012-13 GAME-BY-GAME STATS

OPPONENT	FG	3FG	FT	O-D	REB	PF	PTS	AST	TO	BLK	STL	MIN
vs. Connecticut (11/9)	1-5	1-3	0-0	0-0	0	1	3	1	1	0	1	18
at Miami (11/28)	3-6	3-3	0-0	0-0	0	2	9	0	0	0	1	12
Nicholls State (12/1)	1-6	1-3	0-0	1-2	3	4	3	2	0	0	1	20
Arkansas-Pine Bluff (12/5)	4-7	4-7	0-0	0-1	1	2	12	5	2	0	1	21
Loyola (12/8)	2-5	1-3	6-6	1-1	2	4	11	0	1	0	0	13
Tuskegee (12/15)	2-6	2-5	0-1	2-1	3	4	6	4	2	0	0	20
at Bowling Green (12/18)	0-2	0-2	0-0	0-2	2	1	0	2	2	0	0	19
Texas (12/22)	0-2	0-2	0-0	0-1	1	1	0	2	1	0	1	25
at Minnesota (12/31)	3-8	3-4	0-1	0-0	0	2	9	3	1	0	1	24
Purdue (1/5)	3-9	2-4	4-4	0-0	4	3	12	2	2	0	2	23
at Iowa (1/10)	1-5	0-2	0-3	0-0	0	3	2	1	2	0	1	25
Nebraska (1/13)	1-4	1-2	0-0	0-1	1	1	3	3	2	0	0	23
at Penn State (1/16)	4-11	2-6	1-1	1-1	2	2	11	3	1	0	1	26
Ohio State (1/19)	1-4	0-2	0-0	0-0	0	2	3	0	2	0	1	18
at Wisconsin (1/22)	1-4	0-0	0-0	0-1	1	0	2	0	0	0	0	15
at Indiana (1/27)	3-12	2-5	0-0	1-1	2	2	8	5	5	0	1	30
Illinois (1/31)	0-2	0-1	0-1	0-1	1	0	0	0	0	0	0	11
Indiana (2/19)	0-3	0-1	0-0	0-1	1	0	0	1	0	0	1	6
at Ohio State (2/24)	0-2	0-1	2-2	1-0	1	1	2	1	1	0	2	11
at Michigan (3/3)	2-5	2-4	0-0	1-2	3	1	6	1	0	0	0	14
Wisconsin (3/7)	2-3	1-1	0-0	0-5	5	0	5	4	2	0	6	19
Northwestern (3/10)	2-3	2-3	2-2	0-1	1	0	8	3	0	0	0	23
vs. Iowa (3/15)	0-3	0-2	0-0	0-0	0	0	0	3	0	0	2	18
vs. Ohio State (3/16)	0-3	0-2	0-1	0-2	2	3	0	3	1	1	1	19
vs. Valparaiso (3/21)	1-3	1-2	0-0	0-1	1	3	3	0	3	0	0	21
vs. Memphis (3/23)	1-2	0-1	2-2	0-3	3	4	4	1	3	0	1	13
vs. Duke (3/29)	3-3	1-1	1-1	0-2	2	4	8	0	0	0	0	16

## DENZEL VALENTINE

## 2012-13 GAME-BY-GAME STATS

OPPONENT	FG	3FG	FT	O-D	REB	PF	PTS	AST	TO	BLK	STL	MIN
vs. Connecticut (11/9)	2-4	0-1	0-0	0-8	8	1	4	1	2	0	1	24
vs. Kansas (11/13)	0-2	0-1	0-0	0-1	1	3	0	4	1	2	1	24
Texas Southern (11/18)	4-9	0-3	0-0	1-2	3	4	8	5	1	2	2	22
Boise State (11/20)	* 4-9	2-6	2-3	1-3	4	2	12	2	3	0	2	29
Oakland (11/23)	* 2-4	0-1	6-6	3-7	10	2	10	6	3	0	2	30
Louisiana (11/25)	* 1-6	1-4	1-2	1-0	1	4	4	1	5	1	1	20
at Miami (11/28)	* 1-5	0-1	1-2	1-3	4	0	3	3	0	0	0	22
Nicholls State (12/1)	* 4-4	1-1	2-2	1-2	3	1	11	3	1	0	3	23
Arkansas-Pine Bluff (12/5)	* 2-6	1-2	0-0	3-2	5	3	5	2	2	0	1	20
Loyola (12/8)	* 1-2	1-1	3-4	0-2	2	6	1	4	1	1	0	22
Tuskegee (12/15)	* 2-3	0-0	0-0	1-6	7	3	4	3	4	0	1	21
at Bowling Green (12/18)	* 5-6	2-2	0-0	1-3	4	1	12	1	1	1	2	26
Texas (12/22)	* 0-1	0-0	0-0	1-1	2	5	0	3	1	0	2	9
at Minnesota (12/31)	* 2-2	1-1	0-2	3-3	6	2	5	5	3	0	0	22
Purdue (1/5)	* 5-7	0-2	1-1	2-3	5	1	11	4	4	0	1	24
at Iowa (1/10)	* 0-2	0-1	0-0	1-2	3	1	0	4	5	0	2	21
Nebraska (1/13)	* 1-5	1-3	0-0	0-8	8	1	3	1	1	1	0	18
at Penn State (1/16)	* 1-5	0-1	0-0	0-3	3	3	2	2	2	0	2	18
Ohio State (1/19)	1-3	1-2	0-0	0-1	1	1	3	1	1	0	0	18
at Wisconsin (1/22)	0-2	0-0	0-0	0-1	1	0	0	1	0	1	0	10
at Indiana (1/27)	0-2	0-2	0-0	0-2	2	1	0	1	1	0	1	18
Illinois (1/31)	4-4	0-0	6-8	2-1	3	4	14	2	1	0	1	19
Minnesota (2/6)	3-5	2-4	0-2	2-1	3	2	8	0	1	0	0	21
at Purdue (2/9)	1-5	0-1	0-0	1-5	6	2	2	4	2	0	0	24
Michigan (2/12)	3-5	1-2	0-1	1-8	9	3	7	4	3	1	1	24
at Nebraska (2/16)	3-4	1-1	0-0	1-6	7	0	7	2	1	0	0	24
Indiana (2/19)	2-6	0-2	2-2	4-3	7	1	6	3	1	2	0	27
at Ohio State (2/24)	3-6	1-3	0-0	0-3	3	4	7	2	1	0	0	23
at Michigan (3/3)	0-4	0-3	0-0	0-2	2	0	0	0	1	0	0	23
Wisconsin (3/7)	1-3	0-0	1-1	2-2	4	3	3	3	2	0	0	19
Northwestern (3/10)	1-2	0-0	0-0	0-1	1	2	2	3	2	0	0	14
vs. Iowa (3/15)	1-3	0-1	0-0	2-0	2	2	2	1	4	0	0	15
vs. Ohio State (3/16)	3-5	0-0	0-0	2-2	4	3	6	0	3	0	0	17
vs. Valparaiso (3/21)	0-2	0-1	0-0	1-5	6	1	0	3	1	0	1	15
vs. Memphis (3/23)	4-9	0-3	1-2	1-5	6	0	9	6	1	0	0	25
vs. Duke (3/29)	2-3	0-1	0-1	0-3	3	0	4	0	2	0	1	18

## KEENAN WETZEL

## 2011-12 GAME-BY-GAME STATS

OPPONENT	FG	3FG	FT	O-D	REB	PF	PTS	AST	TO	BLK	STL	MIN
Texas Southern (11/18)	0-0	0-0	0-0	0-0	0	0	0	0	0	0	0	0
Nebraska Omaha (12/4)	0-0	0-0	0-0	0-0	0	0	0	0	0	0	0	1
Central Conn. State (12/7)	0-0	0-0	0-0	0-0	0	0	0	0	0	0	0	0+
UMKC (12/19)	1-1	1-1	0-0	0-0	0	3	0	0	0	0	0	2
Iowa (1/10)	0-0	0-0	0-0	0-0	0	0	0	0	0	0	0	2
Purdue (1/21)	0-1	0-1	1-2	0-0	1	1	1	0	0	0	0	1
Minnesota (1/25)	0-0	0-0	0-0	0-0	0	0	0	0	0	0	0	0+
Wisconsin (2/16)	0-0	0-0	0-0	0-0	0	0	0	0	0	0	0	1
Nebraska (2/25)	0-0	0-0	0-0	0-0	0	0	0	0	0	0	0	2
vs. Iowa (3/9)	0-0	0-0	0-0	0-0	0	0	0	0	1	0	0	1
vs. LIU Brooklyn (3/16)	0-0	0-0	0-0	0-0	0	0	0	0	0	0	0	1

## 2012-13 GAME-BY-GAME STATS

OPPONENT	FG	3FG	FT	O-D	REB	PF	PTS	AST	TO	BLK	STL	MIN
Texas Southern (11/18)	0-0	0-0	0-0	0-1	1	0	0	0	0	0	0	1
Oakland (11/23)	0-0	0-0	0-0	0-0	0	0	0	0	0	1	0	0+
Nicholls State (12/1)	0-0	0-0	0-0	0-1	1	1	0	0	0	0	0	0
Arkansas-Pine Bluff (12/5)	0-1	0-1	0-0	0-0	0	0	0	1	0	0	0	1
Tuskegee (12/15)	0-0	0-0	0-0	0-0	0	0	0	0	0	0	0	1
Purdue (1/5)	0-0	0-0	0-0	0-0	0	0	0	0	0	0	0	1
at Purdue (2/9)	0-0	0-0	0-0	0-0	0	0	0	0	0	0	0	0+
Wisconsin (3/7)	0-1	0-1	0-0	0-0	0	0	0	0	0	0	0	1
vs. Valparaiso (3/21)	0-0	0-0	0-0	0-0	0	0	0	0	0	0	0	0+
vs. Memphis (3/23)	0-0	0-0	0-0	0-0	0	0	0	0	0	0	0	1

## COLBY WOLLENMAN

## 2012-13 GAME-BY-GAME STATS

OPPONENT	FG	3FG	FT	O-D	REB	PF	PTS	AST	TO	BLK	STL	MIN
Nebraska Omaha (12/4)	0-0	0-0	0-0	0-0	0	0	0	0	2	0	0	1
Central Conn. State (12/7)	1-1	0-0	0-0	0-0	0	2	0	0	0	0	0	0+
UMKC (12/19)	0-0	0-0	0-0	0-0	0	0	0	0	0	0	0	2
Iowa (1/10)	0-0	0-0	0-0	0-0	0	1	0	0	0	0	0	2
Purdue (1/21)	0-0	0-0	0-0	0-0	0	0	0	0	0	0	0	1
Minnesota (1/25)	0-0	0-0	0-0	0-0	0	0	0	0	0	0	0	0+
Wisconsin (2/16)	0-0	0-0	0-0	0-0	0	0	0	0	0	0	0	1
Nebraska (2/25)	0-1	0-0	0-0	0-1	1	0	0	0	0	0	0	2
vs. Iowa (3/9)	0-0	0-0	0-0	0-0	0	0	0	0	0	0	0	1



NATION'S BEST SIX FINAL FOUR APPEARANCES IN 15 YEARS



2012-13 SEASON IN REVIEW

2013-14 MICHIGAN STATE BASKETBALL



# 2012-13 RESULTS

DATE	OPPONENT	MSU-OPP	SITE	ATTEND.
Nov. 9	& Connecticut	62-66	Ramstein Air Base, Germany	3,086
Nov. 13	+ #7 Kansas	67-64	Atlanta, Ga.	22,847
Nov. 18	<b>TEXAS SOUTHERN</b>	<b>69-41</b>	<b>EAST LANSING</b>	<b>14,797</b>
Nov. 20	<b>BOISE STATE</b>	<b>74-70</b>	<b>EAST LANSING</b>	<b>14,797</b>
Nov. 23	<b>OAKLAND</b>	<b>70-52</b>	<b>EAST LANSING</b>	<b>14,797</b>
Nov. 25	<b>LOUISIANA</b>	<b>63-60</b>	<b>EAST LANSING</b>	<b>14,797</b>
Nov. 28	% Miami (Fla.)	59-67	Coral Gables, Fla.	5,791
Dec. 1	<b>NICHOLLS STATE</b>	<b>84-39</b>	<b>EAST LANSING</b>	<b>14,797</b>
Dec. 5	<b>ARKANSAS-PINE BLUFF</b>	<b>76-44</b>	<b>EAST LANSING</b>	<b>14,797</b>
Dec. 8	<b>LOYOLA-CHICAGO</b>	<b>73-61</b>	<b>EAST LANSING</b>	<b>14,797</b>
Dec. 15	@ <b>TUSKEGEE</b>	<b>92-56</b>	<b>EAST LANSING</b>	<b>6,589</b>
Dec. 18	Bowling Green	64-53	Bowling Green, Ohio	4,291
Dec. 22	<b>TEXAS</b>	<b>67-56</b>	<b>EAST LANSING</b>	<b>14,797</b>
Dec. 31	#9 Minnesota	63-76	Minneapolis, Minn.	14,625
Jan. 5	<b>PURDUE</b>	<b>84-61</b>	<b>EAST LANSING</b>	<b>14,797</b>
Jan. 10	Iowa	62-59	Iowa City, Iowa	12,872
Jan. 13	<b>NEBRASKA</b>	<b>66-56</b>	<b>EAST LANSING</b>	<b>14,797</b>
Jan. 16	Penn State	81-72	University Park, Pa.	6,585
Jan. 19	<b>#11 OHIO STATE</b>	<b>59-56</b>	<b>EAST LANSING</b>	<b>14,797</b>
Jan. 22	Wisconsin	49-47	Madison, Wis.	17,249
Jan. 27	#7 Indiana	70-75	Bloomington, Ind.	17,472
Jan. 31	<b>ILLINOIS</b>	<b>80-75</b>	<b>EAST LANSING</b>	<b>14,797</b>
Feb. 6	<b>#18 MINNESOTA</b>	<b>61-50</b>	<b>EAST LANSING</b>	<b>14,797</b>
Feb. 9	Purdue	78-65	West Lafayette, Ind.	14,845
Feb. 12	<b>#4 MICHIGAN</b>	<b>75-52</b>	<b>EAST LANSING</b>	<b>14,797</b>
Feb. 16	Nebraska	73-64	Lincoln, Neb.	12,202
Feb. 19	<b>#1 INDIANA</b>	<b>68-72</b>	<b>EAST LANSING</b>	<b>14,797</b>
Feb. 24	#18 Ohio State	60-68	Columbus, Ohio	18,809
March 3	#4 Michigan	57-58	Ann Arbor, Mich.	12,693
March 7	<b>#22 WISCONSIN</b>	<b>58-43</b>	<b>EAST LANSING</b>	<b>14,797</b>
March 10	<b>NORTHWESTERN</b>	<b>71-61</b>	<b>EAST LANSING</b>	<b>14,797</b>
March 15	\$ Iowa	59-56	Chicago, Ill.	21,229
March 16	\$ #10 Ohio State	58-61	Chicago, Ill.	21,824
March 21	^ Valparaiso	65-54	Auburn Hills, Mich.	18,863
March 23	^ #19 Memphis	70-48	Auburn Hills, Mich.	21,723
March 29	^ #6 Duke	61-71	Indianapolis, Ind.	35,520

## HOME GAMES IN BOLD CAPS

- & - Armed Forces Classic
- + - Champions Classic
- % - Big Ten/ACC Challenge
- @ - Played at Jenison Field House
- \$ - Big Ten Tournament
- ^ - NCAA Tournament

## 2012-13 Attendance

**HOME** - 258,138 in 18 games - 14,341 avg.  
**ROAD** - 137,434 in 11 games - 12,494 avg.  
**NEUTRAL** - 145,092 in 7 games - 20,727 avg.  
**TOTAL** - 540,664 in 36 games - 15,018 avg.



## 2012-13 BOX SCORES

#1	Connecticut.....	66
	#14/14 Michigan State.....	62
	Nov. 9, 2012 • Ramstein Air Base, Germany • Hangar 5	

Michigan State	FG	3FG	FT	O-D-R	PF	PTS	A	T	B	S	MIN
Adreian Payne, f	2-2	0-0	2-2	0-2-2	3	6	1	3	1	0	15
Branden Dawson, f	7-17	0-0	1-2	8-2-10	2	15	0	1	0	5	34
Derrick Nix, c	1-5	0-0	4-6	7-4-11	0	6	1	4	0	0	27
Keith Appling, g	7-17	2-5	1-1	0-3-3	3	17	4	1	0	1	35
Gary Harris, g	4-13	1-7	2-2	1-1-2	3	11	1	0	1	1	30
Russell Byrd	0-0	0-0	0-0	1-0-1	1	0	0	1	0	0	10
Alex Gauna	0-0	0-0	0-0	0-0-0	1	0	0	2	0	0	1
Brandon Kearney	0-1	0-1	0-0	0-1-1	0	0	0	0	1	0	6
Travis Trice	1-5	1-3	0-0	0-0-0	1	3	1	1	0	1	18
Denzel Valentine	2-4	0-1	0-0	0-8-8	1	4	1	2	0	1	24
Team			3-2-5								
<b>Totals</b>	<b>24-64</b>	<b>4-17</b>	<b>10-13</b>	<b>20-23-43</b>	<b>15</b>	<b>62</b>	<b>9</b>	<b>15</b>	<b>3</b>	<b>9</b>	<b>200</b>

<b>Total FG%</b>	1st: 13-34 (38.2%)	2nd: 11-30 (36.7%)	Game: 37.5%
<b>3-Pt FG%</b>	1st: 2-7 (28.6%)	2nd: 2-10 (20.0%)	Game: 23.5%
<b>F Throw%</b>	1st: 5-8 (62.5%)	2nd: 5-5 (100%)	Game: 76.9%

Connecticut	FG	3FG	FT	O-D-R	PF	PTS	A	T	B	S	MIN
Deandre Daniels, f	4-8	1-2	3-4	2-6-8	2	12	0	5	3	1	32
Tyler Olander, f	2-6	0-0	0-0	2-4-6	2	4	4	1	4	2	28
Ryan Boatright, g	6-12	1-2	0-0	0-4-4	1	13	4	2	0	5	30
Shabazz Napier, g	8-16	3-7	6-6	0-0-0	2	25	2	0	0	2	32
Omar Calhoun, g	0-2	0-1	1-2	1-1-2	0	1	2	0	0	0	25
Enosch Wolf	1-1	0-0	0-0	0-2-2	3	2	0	0	1	0	11
Niels Giffey	1-2	1-1	0-0	0-1-1	2	3	0	2	0	0	14
RJ Evans	3-7	0-0	0-1	1-1-2	0	6	1	2	2	1	28
Team			1-3-4								
<b>Totals</b>	<b>25-54</b>	<b>6-13</b>	<b>10-13</b>	<b>7-22-29</b>	<b>12</b>	<b>66</b>	<b>13</b>	<b>12</b>	<b>10</b>	<b>11</b>	<b>200</b>

<b>Total FG%</b>	1st: 17-29 (58.6%)	2nd: 8-25 (32.0%)	Game: 46.3%
<b>3-Pt FG%</b>	1st: 3-6 (50.0%)	2nd: 3-7 (42.9%)	Game: 46.2%
<b>F Throw%</b>	1st: 3-4 (75.0%)	2nd: 7-9 (77.8%)	Game: 76.9%

Officials: Jim Burr, Tim Clougherty, Pat Driscoll

Attendance: 3,086

Halftime Score: UCONN 40-33

**Key Moment:** MSU had battled back from a 16-point first-half deficit to take a 58-56 lead with 5:43 remaining, but UConn hit back-to-back 3-pointers to retake a lead it would not give up.

**Notes:** In his first action since suffering an ACL injury in the 2012 regular-season finale, Branden Dawson recorded his fourth career double-double ... Derrick Nix grabbed 11 rebounds, his first double-figure effort since his Spartan debut ... The Spartans grabbed nearly 50 percent of their misses, recording 20 offensive rebounds, compared to just 22 defensive boards for the Huskies, resulting in 15-1 edge in second-chance points ... Connecticut hit 14 of its first 17 shots, and just 11 of its final 37 ... Gary Harris scored 11 points in his Spartan debut, nine of which came in the second half. The 11 points tied for the 11th-best debut by a Spartan freshman ... Denzel Valentine grabbed eight rebounds, the fifth-best debut for a Spartan freshman.



During their time at Ramstein Air Base, the Spartans flew in a C-130 (above) and conducted a clinic for children of military families (below).



Eight months after an ACL injury, Branden Dawson opened the season with a double-double vs. UConn.





## 2012-13 BOX SCORES

<b>#2</b>	<b>#21/22 Michigan State</b> .....67
	<b>#7/7 Kansas</b> .....64
	Nov. 13, 2012 • Atlanta, Ga. • Georgia Dome

Michigan State	FG	3FG	FT	O-D-R	PF	PTS	A	T	B	S	MIN
Adreian Payne, f	2-4	0-1	0-0	0-8	8	4	0	0	4	0	17
Brandon Dawson, f	5-6	0-0	2-3	2-2	4	12	2	5	0	3	33
Derrick Nix, c	2-8	0-0	4-6	5-3	8	2	8	0	2	0	31
Keith Appling, g	6-9	3-3	4-4	0-2	2	3	19	3	2	0	38
Gary Harris, g	7-12	1-3	3-4	1-0	1	3	18	0	4	0	35
Russell Byrd	0-1	0-1	0-0	0-1	1	0	0	0	0	0	3
Alex Gauna	3-4	0-0	0-0	0-1	1	2	6	1	0	0	12
Brandon Kearney	0-2	0-1	0-0	1-0	1	0	0	1	1	0	7
Denzel Valentine	0-2	0-1	0-0	0-1	1	3	0	4	1	2	24
Team				1-3	4						2
<b>Totals</b>	<b>25-48</b>	<b>4-10</b>	<b>13-17</b>	<b>10-21</b>	<b>31</b>	<b>18</b>	<b>67</b>	<b>11</b>	<b>17</b>	<b>6</b>	<b>8 200</b>

<b>Total FG%</b>	1st: 13-26 (50.0%)	2nd: 12-22 (54.5%)	Game: 52.1%
<b>3-Pt FG%</b>	1st: 1-7 (14.3%)	2nd: 3-3 (100%)	Game: 40.0%
<b>F Throw%</b>	1st: 5-7 (71.4%)	2nd: 8-10 (80.0%)	Game: 76.5%

Kansas	FG	3FG	FT	O-D-R	PF	PTS	A	T	B	S	MIN
Perry Ellis, f	2-6	0-0	0-1	1-2	3	0	4	0	1	0	17
Jeff Withey, c	4-6	0-0	0-1	0-7	7	2	8	0	4	2	28
Elijah Johnson, g	6-15	2-5	3-3	0-4	4	1	16	2	4	0	36
Ben McLemore, g	5-7	1-2	3-3	2-1	3	3	14	3	1	1	35
Travis Releford, g	2-6	0-1	4-4	0-2	2	3	8	3	2	1	4
Naadir Tharpe	1-2	1-1	2-2	0-0	0	2	5	0	1	0	13
Justin Wesley	1-1	0-0	0-0	1-0	1	0	2	0	0	0	7
Jamari Traylor	3-5	0-0	0-2	2-2	4	2	6	0	1	3	25
Kevin Young	0-0	0-0	1-2	0-0	0	1	1	0	0	0	3
Team				1-0	1						
<b>Totals</b>	<b>22-72</b>	<b>2-20</b>	<b>9-13</b>	<b>24-25</b>	<b>49</b>	<b>25</b>	<b>55</b>	<b>8</b>	<b>15</b>	<b>3</b>	<b>7 200</b>

<b>Total FG%</b>	1st: 15-29 (51.7%)	2nd: 9-19 (47.4%)	Game: 50.0%
<b>3-Pt FG%</b>	1st: 2-5 (40.0%)	2nd: 2-4 (50.0%)	Game: 44.4%
<b>F Throw%</b>	1st: 3-5 (60.0%)	2nd: 9-13 (69.2%)	Game: 66.7%

Officials: John Higgins, Bert Smith, Tom Eades

Attendance: 22,847

Halftime Score: KU 35-32

**Key Moment:** Keith Appling hit a 3-pointer with 1:36 to go up four points. Kansas responded with a three-point play, but an acrobatic driving layup by Appling with 14 seconds remaining gave MSU a 67-64 lead.

**Notes:** Keith Appling scored 16 of his game-high 19 points in the second half ... The contest featured 12 ties and 11 lead changes ... The Spartans shot 54.5 percent in the second half, including 100 percent (3-of-3) from 3-point range ... Adreian Payne equalled his then-career high with four blocked shots ... For the second time in as many games, Derrick Nix grabbed more offensive rebounds (5) than defensive boards (3) ... MSU improved to 3-0 at the Georgia Dome under Tom Izzo ... The No. 7 Jayhawks were the highest ranked non-conference team the Spartans had defeated since beating No. 5 Texas on Dec. 20, 2008 ... MSU improved to 1-1 in the Champions Classic.

<b>#3</b>	<b>#21/22 Michigan State</b> .....69
	<b>Texas Southern</b> .....41
	Nov. 18, 2012 • East Lansing, Mich. • Breslin Center

Michigan State	FG	3FG	FT	O-D-R	PF	PTS	A	T	B	S	MIN
Alex Gauna, f	1-5	0-0	0-0	1-2	3	0	2	0	2	0	14
Brandon Dawson, f	6-10	0-0	1-2	2-4	6	1	13	2	0	1	22
Adreian Payne, c	4-6	0-0	1-1	2-5	7	5	9	0	2	2	16
Keith Appling, g	1-4	0-1	2-2	1-2	3	1	4	4	3	0	28
Gary Harris, g	7-10	2-4	3-3	1-1	2	1	19	0	1	0	25
Russell Byrd	1-5	0-4	0-0	0-1	1	1	2	0	0	0	12
Brandon Kearney	1-4	0-1	0-1	1-0	1	0	2	0	1	0	17
Matt Costello	1-4	0-0	2-2	0-3	3	0	4	0	0	2	11
Keenan Wetzel	0-0	0-0	0-0	0-1	1	0	0	0	0	0	1
Derrick Nix	2-3	0-0	2-4	0-1	11	0	6	0	2	0	21
Dan Chapman	0-0	0-0	0-0	0-1	1	0	0	0	0	0	1
Denzel Valentine	4-9	0-3	0-0	1-2	3	4	8	5	1	2	22
Team				2-2	4						
<b>Totals</b>	<b>28-60</b>	<b>2-13</b>	<b>11-15</b>	<b>11-35</b>	<b>46</b>	<b>13</b>	<b>69</b>	<b>11</b>	<b>12</b>	<b>7</b>	<b>12 200</b>

<b>Total FG%</b>	1st: 16-29 (55.2%)	2nd: 12-31 (38.7%)	Game: 46.7%
<b>3-Pt FG%</b>	1st: 2-7 (28.6%)	2nd: 0-6 (0.0%)	Game: 15.4%
<b>F Throw%</b>	1st: 6-6 (100%)	2nd: 5-9 (55.6%)	Game: 73.3%

Texas Southern	FG	3FG	FT	O-D-R	PF	PTS	A	T	B	S	MIN
Dexter Ellington, g	0-6	0-6	0-0	0-2	2	0	0	1	0	0	1
Madarius Gibbs, g	0-3	0-2	6-11	0-5	5	3	6	1	3	0	1
Fred Sturdivant, f	4-9	0-0	2-4	6-6	12	3	10	0	0	2	1
Omar Strong, g	1-9	1-8	0-0	0-0	1	3	0	4	0	1	22
Kyrie Sutton, f	2-6	0-0	2-2	6-5	11	4	6	0	2	1	1
L. Johnson-Danner	2-6	2-4	0-0	0-0	3	3	6	0	0	0	15
Raymond Penn	3-16	2-11	2-2	0-5	5	1	10	4	4	0	3
Aaron Clayborn	0-2	0-0	0-0	0-0	0	0	0	0	1	1	0
Ethan Blackwell	0-0	0-0	0-0	0-0	0	0	0	0	0	0	2
Team				2-2	4						
<b>Totals</b>	<b>12-57</b>	<b>5-31</b>	<b>12-19</b>	<b>14-25</b>	<b>39</b>	<b>15</b>	<b>41</b>	<b>6</b>	<b>15</b>	<b>4</b>	<b>8 200</b>

<b>Total FG%</b>	1st: 6-27 (22.2%)	2nd: 6-30 (20.0%)	Game: 21.1%
<b>3-Pt FG%</b>	1st: 3-14 (21.4%)	2nd: 2-17 (11.8%)	Game: 16.1%
<b>F Throw%</b>	1st: 4-8 (50.0%)	2nd: 8-11 (72.7%)	Game: 63.2%

Officials: Tom Eades, Bill Ek, Darryl Smith

Attendance: 14,797

Halftime Score: MSU 40-19

**Key Moment:** Texas Southern was hanging tough trailing by just six points at 23-17 late in the first half. MSU, however, closed the stanza on a 17-2 run and never led by less than 20 points in the second half.

**Notes:** MSU recorded its 36th-straight victory in a home opener ... Tom Izzo improved to 18-0 in home openers ... Adreian Payne moved into 10th place all-time at Michigan State with 74 career blocks ... MSU held a 46-10 advantage in points in the paint, and an 18-0 edge in fast break points ... Brandon Dawson tied his career high with five steals, equaling the mark he established in the season opener against UConn ... Alex Gauna made his first career start ... After missing both exhibition games and the first two games of the season, freshman Matt Costello made his Spartan debut, recording four points and three rebounds.



## 2012-13 BOX SCORES



With 19 points against Texas Southern, Gary Harris became just the third Spartan freshman to score in double figures in his first three games.



Keith Appling led the Spartans with 22 points and seven assists against Boise State.

#4

#15/19 Michigan State . . . . .74

Boise State . . . . .70

Nov. 20, 2012 • East Lansing, Mich. • Breslin Center

Michigan State	FG	3FG	FT	O-D-R	PF	PTS	A	T	B	S	MIN
Denzel Valentine, f	4-9	2-6	2-3	1-3-4	2	12	2	3	0	2	29
Branden Dawson, f	4-5	0-0	2-5	1-4-5	1	10	3	1	1	3	33
Derrick Nix, c	3-3	0-0	3-4	0-4-4	4	9	0	0	0	1	27
Keith Appling, g	8-14	2-5	4-6	0-5-5	4	22	7	4	0	3	40
Gary Harris, g	0-0	0-0	0-0	0-0-0	0	0	0	0	0	0	1
Russell Byrd	1-5	1-5	1-3	1-1-2	2	4	2	1	0	0	23
Alex Gauna	0-0	0-0	0-0	0-0-0	0	0	0	0	0	0	3
Brandan Kearney	1-3	1-3	4-4	1-1-2	3	7	0	2	0	1	27
Adreian Payne	5-6	0-0	0-0	1-3-4	2	10	2	3	1	0	16
Matt Costello	0-0	0-0	0-0	0-0-0	2	0	0	1	0	0	1
Team				0-2-2							
<b>Totals</b>	<b>26-45</b>	<b>6-19</b>	<b>16-25</b>	<b>5-23-28</b>	<b>20</b>	<b>74</b>	<b>16</b>	<b>15</b>	<b>2</b>	<b>10</b>	<b>200</b>

<b>Total FG%</b>	1st: 12-23 (52.2%)	2nd: 14-22 (63.6%)	Game: 57.8%
<b>3-Pt FG%</b>	1st: 4-12 (33.3%)	2nd: 2-7 (28.6%)	Game: 31.6%
<b>F Throw%</b>	1st: 10-16 (62.5%)	2nd: 6-9 (66.7%)	Game: 64.0%

Boise State	FG	3FG	FT	O-D-R	PF	PTS	A	T	B	S	MIN
Anthony Drmic, f	2-7	0-2	2-3	1-3-4	3	6	3	5	0	0	39
Ryan Watkins, c	4-5	0-0	4-4	4-0-4	4	12	0	1	1	0	20
Derrick Marks, g	6-16	1-2	11-12	1-2-3	5	24	4	2	0	2	29
Jeff Elorriaga, g	2-5	2-5	0-0	0-4-4	4	6	1	0	0	0	31
Igor Hadziomerovic, g	0-1	0-0	0-0	0-1-1	2	0	1	2	0	0	14
Mikey Thompson	5-11	2-4	2-2	1-4-5	2	14	3	2	0	2	34
Thomas Bropleh	0-2	0-1	1-2	0-0-0	2	1	0	0	0	0	14
Darrius Hamilton	0-0	0-0	1-4	0-0-0	0	1	0	1	0	0	5
Kenny Buckner	2-3	0-0	2-2	0-1-1	4	6	0	1	0	2	14
Team				1-1-2							
<b>Totals</b>	<b>21-50</b>	<b>5-14</b>	<b>23-29</b>	<b>8-16-24</b>	<b>26</b>	<b>70</b>	<b>12</b>	<b>14</b>	<b>1</b>	<b>6</b>	<b>200</b>

<b>Total FG%</b>	1st: 10-24 (41.7%)	2nd: 11-26 (42.3%)	Game: 42.0%
<b>3-Pt FG%</b>	1st: 4-8 (50.0%)	2nd: 1-6 (16.7%)	Game: 35.7%
<b>F Throw%</b>	1st: 8-11 (72.7%)	2nd: 15-18 (83.3%)	Game: 79.3%

Officials: Mike Eades, Brian Dorsey, Kelly Pfeifer

Attendance: 14,797

Halftime Score: MSU 38-32

**Key Moment:** Boise State had just taken a 61-56 lead with an 11-0 run. MSU immediately responded with a 10-1 run with defensive steals and rebounding triggering several transition opportunities.

**Notes:** Denzel Valentine made his first career start, scoring in double-figures for the first time in his career (12 points) ... Four Spartans scored in double figures for the first time on the season ... Keith Appling recorded season highs in points (22) and assists (7). For Appling it was his fifth career 20-point game ... Freshman Gary Harris injured his left shoulder in the first possession of the game and did not return.



# 2012-13 BOX SCORES

**#5** #15/19 Michigan State .....70  
Oakland .....52  
Nov. 23, 2012 • East Lansing, Mich. • Breslin Center

Michigan State	FG	3FG	FT	O-D-R	PF	PTS	A	T	B	S	MIN
Adreian Payne, f	6-7	0-0	3-4	3-6-9	2	15	0	3	2	1	30
Brandon Dawson, f	3-7	0-0	0-0	1-5-6	3	6	2	5	1	0	20
Derrick Nix, c	5-6	0-0	0-0	2-5-7	3	10	2	1	0	2	28
Keith Appling, g	7-15	2-4	4-5	0-6-6	2	20	2	1	0	1	38
Denzel Valentine, g	2-4	0-1	6-6	3-7-10	2	10	6	3	0	2	30
Russell Byrd	2-7	1-5	0-0	0-1-1	1	5	0	4	0	0	20
Alex Gauna	0-0	0-0	0-0	0-0-0	1	0	1	1	0	0	3
Brandon Kearney	0-2	0-1	0-0	1-0-1	1	0	2	2	0	0	23
Matt Costello	1-1	0-0	2-3	0-1-1	1	4	0	0	0	0	8
Keenan Wetzel	0-0	0-0	0-0	0-0-0	0	0	0	1	0	0	0+
Dan Chapman	0-0	0-0	0-0	0-0-0	0	0	0	0	0	0	0+
Team				0-2-2							
<b>Totals</b>	<b>26-49</b>	<b>3-11</b>	<b>15-18</b>	<b>10-33-43</b>	<b>16</b>	<b>70</b>	<b>15</b>	<b>20</b>	<b>4</b>	<b>6</b>	<b>200</b>

<b>Total FG%</b>	1st: 12-26 (46.2%)	2nd: 14-23 (60.9%)	Game: 53.1%
<b>3-Pt FG%</b>	1st: 1-7 (14.3%)	2nd: 2-4 (50.0%)	Game: 27.3%
<b>F Throw%</b>	1st: 9-11 (81.8%)	2nd: 6-7 (85.7%)	Game: 83.3%

Oakland	FG	3FG	FT	O-D-R	PF	PTS	A	T	B	S	MIN
Drew Valentine, f	1-5	0-3	3-6	2-2-4	1	5	2	1	0	3	40-
Corey Petros, c	3-7	0-0	8-8	3-6-9	3	14	0	4	0	3	36
Travis Bader, g	2-13	2-11	2-2	0-0-0	1	8	0	2	0	2	39
Duke Mondy, g	6-20	1-6	3-4	0-3-3	4	16	5	3	0	6	37
Lloyd Neely II, g	2-3	0-0	1-4	2-1-3	4	5	0	1	0	1	21
Dante Williams	1-3	0-0	0-0	0-1-1	4	2	0	0	0	1	14
Korab Imami	0-0	0-0	0-0	0-0-0	0	0	0	0	0	0	0+
Jordan Howenstine	0-2	0-1	0-0	0-0-0	0	0	0	0	0	0	0+
Raphael Carter	1-2	0-0	0-0	1-0-1	0	2	0	0	0	1	7
Mitch Baenziger	0-0	0-0	0-0	0-0-0	0	0	0	0	0	0	0+
Matt Poches	0-0	0-0	0-0	0-0-0	0	0	0	0	0	0	0+
Ryan Bass	0-3	0-0	0-0	1-0-1	3	0	0	0	0	0	5
Joey Asbury	0-0	0-0	0-0	0-0-0	0	0	0	0	0	0	1
Team				4-2-6							
<b>Totals</b>	<b>16-58</b>	<b>3-21</b>	<b>17-24</b>	<b>13-15-28</b>	<b>20</b>	<b>52</b>	<b>7</b>	<b>11</b>	<b>0</b>	<b>17</b>	<b>200</b>

<b>Total FG%</b>	1st: 6-29 (20.7%)	2nd: 10-29 (34.5%)	Game: 27.6%
<b>3-Pt FG%</b>	1st: 0-10 (0.0%)	2nd: 3-11 (27.3%)	Game: 14.3%
<b>F Throw%</b>	1st: 9-12 (75.0%)	2nd: 8-12 (66.7%)	Game: 70.8%

**Officials:** Mike Sanzere, Lamont Simpson, Jim Schipper  
**Attendance:** 14,797 **Halftime Score:** MSU 34-21

**Key Moment:** Oakland had trimmed MSU's lead to 55-51 with 6:36 left. OU then missed two 3-pointers that could have cut the lead to a single point. On the Spartans' next possession, Derrick Nix kicked the ball out to Keith Appling for a 3-pointer to spark a 15-1 run to close the game.

**Notes:** MSU held a 43-28 advantage on the glass, including out-rebounding Oakland, 27-13, in the first half ... Denzel Valentine recorded his first career double-double with 10 points and a season-high 10 rebounds, adding a season-best six assists ... With two blocks, Adreian Payne moved into sole possession of ninth place for MSU career blocks with 77 ... Keith Appling recorded his second-straight 20-point game, adding six rebounds ... For the second consecutive game, four Spartans scored in double figures ... Derrick Nix notched his first double-figure scoring effort of the season ... The Spartans held a 40-16 advantage in points in the paint, but were out-scored, 24-10, in points off turnovers.

**#6** #15/19 Michigan State .....63  
Louisiana .....60  
Nov. 25, 2012 • East Lansing, Mich. • Breslin Center

Michigan State	FG	3FG	FT	O-D-R	PF	PTS	A	T	B	S	MIN
Adreian Payne, f	0-4	0-0	3-4	3-7-10	1	3	0	0	1	2	23
Brandon Dawson, f	5-10	0-1	2-4	1-7-8	2	12	3	1	2	2	31
Derrick Nix, c	4-5	0-0	1-1	2-3-5	1	9	1	2	0	0	26
Keith Appling, g	4-11	1-5	10-12	1-5-6	2	19	5	4	2	2	38
Denzel Valentine, g	1-6	1-4	1-2	1-0-1	4	4	1	5	1	1	20
Russell Byrd	1-2	1-2	0-0	0-1-1	3	3	1	4	1	1	19
Alex Gauna	1-1	0-0	0-0	0-0-0	2	2	0	0	0	0	8
Brandon Kearney	4-8	2-4	0-0	1-0-1	2	10	1	4	0	1	29
Matt Costello	0-0	0-0	1-2	1-0-1	0	1	0	0	0	0	6
Team				2-5-7							
<b>Totals</b>	<b>20-47</b>	<b>5-16</b>	<b>18-25</b>	<b>12-28-40</b>	<b>17</b>	<b>63</b>	<b>12</b>	<b>20</b>	<b>7</b>	<b>9</b>	<b>200</b>

<b>Total FG%</b>	1st: 12-28 (42.9%)	2nd: 8-19 (42.1%)	Game: 42.6%
<b>3-Pt FG%</b>	1st: 3-8 (37.5%)	2nd: 2-8 (25.0%)	Game: 31.3%
<b>F Throw%</b>	1st: 6-9 (66.7%)	2nd: 12-16 (75.0%)	Game: 72.0%

Louisiana	FG	3FG	FT	O-D-R	PF	PTS	A	T	B	S	MIN
Bryant Mbamalu, f	0-6	0-5	1-2	1-4-5	3	1	2	3	0	1	28
Elfrid Payton, g	8-15	0-2	4-6	2-4-6	3	20	2	1	0	7	39
Steven Wronkoski, g	1-4	1-2	1-2	0-2-2	2	4	0	2	0	1	36
Shawn Long, f	6-15	3-5	1-2	2-6-8	1	16	0	2	3	0	35
Eldridge Moore, f	2-4	0-0	1-5	1-3-4	2	5	2	3	1	1	35
Cornell Barnett	0-0	0-0	0-0	0-0-0	0	0	0	0	0	0	1
Kasey Shepherd	0-0	0-0	0-0	0-0-0	0	0	0	0	0	0	3
Alan-Micha Thompson	0-1	0-1	0-0	0-0-0	2	0	0	0	0	0	5
Kevin Brown	4-7	3-3	3-4	2-1-3	2	14	0	2	0	2	14
Braylon Lazare	0-0	0-0	0-0	0-0-0	0	0	0	0	1	0	2
Matthew Moss	0-0	0-0	0-0	0-0-0	0	0	0	0	0	0	2
Team											2
<b>Totals</b>	<b>21-52</b>	<b>7-18</b>	<b>11-21</b>	<b>8-20-28</b>	<b>15</b>	<b>60</b>	<b>6</b>	<b>15</b>	<b>5</b>	<b>12</b>	<b>200</b>

<b>Total FG%</b>	1st: 11-27 (40.7%)	2nd: 10-25 (40.0%)	Game: 40.4%
<b>3-Pt FG%</b>	1st: 3-9 (33.3%)	2nd: 4-9 (44.4%)	Game: 38.9%
<b>F Throw%</b>	1st: 2-6 (33.3%)	2nd: 9-15 (60.0%)	Game: 52.4%

**Officials:** Jim Burr, Larry Sciroto, Chris Beaver  
**Attendance:** 14,797 **Halftime Score:** MSU 33-27

**Key Moment:** The Spartans had their 10-point lead cut to two points with 51 seconds left thanks to three Spartan turnovers. On MSU's next possession, Adreian Payne missed a layup, giving the ball back to the Cajuns with the chance to tie or take the lead. UL missed a shot and Brandon Dawson went above everyone to pull down the rebound and hit one free throw to clinch the victory.

**Notes:** All nine Spartans that played scored ... MSU improved to 3-1 in games decided by five points or less ... Keith Appling led the Spartans in scoring for the fifth time through the first six games ... Adreian Payne notched his first double-figure rebounding effort (10) of the season ... Tom Izzo improved to 49-0 all-time at home in November ... The Spartans recorded the 100th November victory in program history.

## 2012-13 BOX SCORES

<b>#7</b>	Miami .....67
	<b>#13/14 Michigan State .....59</b>
	Nov. 28, 2012 • Coral Gables, Fla. • BankUnited Center

Michigan State	FG	3FG	FT	O-D-R	PF	PTS	A	T	B	S	MIN
Adreian Payne, f	2-5	0-0	0-0	1-4-5	4	4	0	0	1	0	25
Brandon Dawson, f	5-7	0-0	1-2	3-1-4	2	11	0	5	1	0	21
Derrick Nix, c	1-5	0-0	1-3	1-4-5	2	3	1	2	0	1	31
Keith Appling, g	6-13	1-3	2-2	1-4-5	2	15	4	3	0	1	33
Denzel Valentine, g	1-5	0-1	1-2	1-3-4	0	3	3	0	0	0	22
Russell Byrd	0-1	0-1	0-0	0-0-0	0	0	1	0	0	0	2
Alex Gauna	1-2	0-0	0-0	0-1-1	1	2	0	0	1	1	9
Brandon Kearney	0-3	0-1	0-0	1-0-1	0	0	2	1	0	0	16
Matt Costello	0-1	0-0	0-0	0-0-0	2	0	0	0	0	0	4
Gary Harris	5-11	2-5	0-2	4-4-8	1	12	0	0	1	0	25
Travis Trice	3-6	3-3	0-0	0-0-0	2	9	0	0	0	1	12
Team				4-0-4							1
<b>Totals</b>	<b>24-59</b>	<b>6-14</b>	<b>5-11</b>	<b>16-21-37</b>	<b>16</b>	<b>59</b>	<b>11</b>	<b>12</b>	<b>3</b>	<b>4</b>	<b>200</b>

<b>Total FG%</b>	1st: 13-29 (44.8%)	2nd: 11-30 (36.7%)	Game: 40.7%
<b>3-Pt FG%</b>	1st: 3-6 (50.0%)	2nd: 3-8 (37.5%)	Game: 42.9%
<b>F Throw%</b>	1st: 2-4 (50.0%)	2nd: 3-7 (42.9%)	Game: 45.5%

Miami	FG	3FG	FT	O-D-R	PF	PTS	A	T	B	S	MIN
Kenny Kadji, f	2-6	0-2	0-0	0-1-3	2	4	1	2	2	0	32
Reggie Johnson, c	2-5	0-1	6-6	0-11-11	2	10	1	2	3	0	31
Shane Larkin, g	5-10	3-4	2-2	0-1-1	1	15	2	2	0	4	36
Durand Scott, g	6-10	0-0	3-4	3-3-6	0	15	2	2	0	0	35
Trey McKinney Jones, g	5-8	5-7	3-4	1-0-1	1	18	0	0	0	0	34
Rion Brown	1-3	1-2	2-2	0-0-0	2	5	1	1	0	1	15
Tonye Jekiri	0-0	0-0	0-0	0-2-2	1	0	0	0	0	0	8
Julian Gamble	0-2	0-0	0-0	0-1-1	1	0	0	0	0	0	9
Team				0-3-3							
<b>Totals</b>	<b>21-44</b>	<b>9-16</b>	<b>16-18</b>	<b>4-24-28</b>	<b>10</b>	<b>67</b>	<b>7</b>	<b>9</b>	<b>5</b>	<b>5</b>	<b>200</b>

<b>Total FG%</b>	1st: 11-24 (45.8%)	2nd: 10-20 (50.0%)	Game: 47.7%
<b>3-Pt FG%</b>	1st: 4-8 (50.0%)	2nd: 5-8 (62.5%)	Game: 56.3%
<b>F Throw%</b>	1st: 1-2 (50.0%)	2nd: 15-16 (93.8%)	Game: 88.9%

Officials: Roger Ayers, Les Jones, Ed Corbett

Attendance: 5,791

Halftime Score: MSU 31-27

**Key Moment:** MSU trailed by just six points midway through the second half, but the Spartans then went 5:22 without a field goal as Miami pushed the lead to 12 and never led by less than eight points in the final seven minutes.

**Notes:** Michigan State fell to 6-7 in the ACC/Big Ten Challenge, dropping its first ever meeting with Miami ... It marked the first game where all 11 non-redshirting scholarship Spartans played ... Gary Harris returned to the lineup after missing two games, and all but one minute of a third, with a shoulder sprain, recording 12 points and a team-high eight boards ... Travis Trice saw his first action since suffering a concussion in the season opener and missing five games. Trice scored nine points, knocking down all three 3-pointers ... Miami shot 56.3 percent from 3-point range, a season-high for a Spartan opponent ... The first half featured six ties and nine lead changes ... Michigan State held a 30-14 advantage in points in the paint and 23-5 edge in bench scoring ... Michigan State shot 45.5% (5-of-11) at the foul line compared to 88.9% (16-of-18) for Miami.

<b>#8</b>	<b>#13/14 Michigan State .....84</b>
	<b>Nicholls State .....39</b>
	Dec. 1, 2012 • East Lansing, Mich. • Breslin Center

Michigan State	FG	3FG	FT	O-D-R	PF	PTS	A	T	B	S	MIN
Brandon Dawson, f	4-5	0-0	0-0	0-2-2	1	8	2	1	1	1	19
Derrick Nix, c	4-5	0-0	1-2	1-4-5	0	9	2	2	1	3	22
Gary Harris, g	5-9	1-3	0-3	1-3-4	1	11	1	1	1	1	37
Keith Appling, g	4-7	1-2	4-6	0-0-0	0	13	6	2	0	0	28
Denzel Valentine, g	4-4	1-1	2-2	1-2-3	1	11	3	1	0	3	23
Russell Byrd	2-4	1-1	1-2	1-1-2	0	6	1	0	0	0	11
Alex Gauna	2-4	0-0	2-2	1-1-2	1	6	0	1	0	0	8
Brandon Kearney	2-3	0-0	1-4	2-2-4	1	5	3	0	0	0	15
Adreian Payne	4-5	0-0	2-2	1-11-12	1	10	0	0	3	0	20
Matt Costello	1-3	0-0	0-0	0-2-2	1	2	0	0	1	0	5
Keenan Wetzel	0-0	0-0	0-0	0-1-1	1	0	0	0	0	0	1
Travis Trice	1-6	1-3	0-0	1-2-3	4	3	2	0	0	1	20
Dan Chapman	0-0	0-0	0-0	0-0-0	0	0	0	0	0	0	1
Team				0-0-0							
<b>Totals</b>	<b>33-55</b>	<b>5-10</b>	<b>13-23</b>	<b>9-31-40</b>	<b>12</b>	<b>84</b>	<b>20</b>	<b>8</b>	<b>7</b>	<b>11</b>	<b>200</b>

<b>Total FG%</b>	1st: 16-30 (53.3%)	2nd: 17-25 (68.0%)	Game: 60.0%
<b>3-Pt FG%</b>	1st: 1-5 (20.0%)	2nd: 4-5 (80.0%)	Game: 50.0%
<b>F Throw%</b>	1st: 4-11 (36.4%)	2nd: 9-12 (75.0%)	Game: 56.5%

Nicholls State	FG	3FG	FT	O-D-R	PF	PTS	A	T	B	S	MIN
Travis Julien, f	1-3	0-1	0-2	0-1-1	2	2	0	0	1	1	28
Sam McBeath, f	0-1	0-0	0-0	0-1-1	0	0	1	0	3	0	4
JaMarkus Horace, c	4-16	0-0	2-2	1-2-3	2	10	1	3	1	2	38
Shane Rillieux, g	3-10	1-2	1-3	0-4-4	2	8	1	4	0	0	39
T.J. Carpenter, g	4-14	1-7	2-3	2-4-6	5	11	1	1	0	1	25
Jeremy Smith	0-3	0-0	0-0	1-0-1	1	0	3	5	0	1	27
Pedro Maciel	1-1	1-1	0-0	0-1-1	4	3	3	1	0	1	15
Sterling Bailey	2-3	1-2	0-0	1-2-3	1	5	0	1	0	0	24
Team				3-2-5							
<b>Totals</b>	<b>15-51</b>	<b>4-13</b>	<b>5-10</b>	<b>8-17-25</b>	<b>17</b>	<b>39</b>	<b>10</b>	<b>18</b>	<b>2</b>	<b>6</b>	<b>200</b>

<b>Total FG%</b>	1st: 5-21 (23.8%)	2nd: 10-30 (33.3%)	Game: 29.4%
<b>3-Pt FG%</b>	1st: 1-5 (20.0%)	2nd: 3-8 (37.5%)	Game: 30.8%
<b>F Throw%</b>	1st: 2-4 (50.0%)	2nd: 3-6 (50.0%)	Game: 50.0%

Officials: Mike Sanzere, Gerald Williams, Steve Mclunkins

Attendance: 14,797

Halftime Score: MSU 37-13

**Key Moment:** MSU led by just a single point at 10-9 with 12:02 remaining following a Nicholls State 3-pointer. The Spartans responded with a 27-4 run to close the half.

**Notes:** MSU shot 60.0 percent from the field, including 50.0 percent from 3-point range ... MSU held a 23-5 advantage in points off turnovers, including 20-0 in the first half ... MSU held a 40-25 advantage on the glass, leading to a 16-6 edge in second-chance points ... MSU outscored Nicholls State, 52-20, in the paint ... Eleven different Spartans scored, as MSU got 32 points off the bench ... Four Spartans scored in double figures, with six players scoring eight or more points ... MSU closed the first half on a 27-4 run, including 17-0 over the final 8:04, and closed the second half on a 24-6 spurt ... Nicholls State scored 39 points, a season-low for a Spartan opponent ... MSU's 45-point margin of victory was a season high.



# 2012-13 BOX SCORES

**#9** #19/17 Michigan State .....76  
Arkansas-Pine Bluff .....44  
Dec. 5, 2012 • East Lansing, Mich. • Breslin Center

Michigan State	FG	3FG	FT	O-R	P	F	PTS	A	T	B	S	MIN
Branden Dawson, f	5-6	0-0	0-2	3-4	7	1	10	2	4	2	1	25
Derrick Nix, c	2-3	0-0	2-2	2-3	0	6	0	1	1	0	0	20
Keith Appling, g	2-5	0-3	5-7	0-5	5	4	9	3	2	1	2	25
Gary Harris, g	5-9	1-4	2-4	1-1	2	4	13	2	2	0	3	22
Denzel Valentine, g	2-6	1-2	0-0	3-2	5	3	5	2	2	0	1	20
Russell Byrd	2-7	1-6	1-2	3-0	3	2	6	1	1	0	0	12
Alex Gauna	3-3	0-0	0-0	1-1	2	0	6	0	0	0	0	8
Brandon Kearney	0-3	0-2	0-0	1-1	2	1	0	3	2	0	4	20
Adreian Payne	2-5	0-0	2-2	4-4	8	1	6	1	1	0	2	18
Matt Costello	1-1	0-0	1-1	0-2	2	1	3	2	0	1	0	6
Keenan Wetzel	0-1	0-1	0-0	0-0	0	0	0	0	1	0	0	1
Travis Trice	4-7	4-7	0-0	0-1	1	2	12	5	2	0	1	21
Dan Chapman	0-0	0-0	0-0	0-0	0	0	0	0	0	0	0	1
Team			1-2-3				1					
<b>Totals</b>	<b>28-56</b>	<b>7-25</b>	<b>13-20</b>	<b>19-26</b>	<b>45</b>	<b>19</b>	<b>76</b>	<b>21</b>	<b>19</b>	<b>5</b>	<b>14</b>	<b>200</b>

**Total FG%** 1st: 15-30 (50.0%) 2nd: 13-26 (50.0%) Game: 50.0%  
**3-Pt FG%** 1st: 3-11 (27.3%) 2nd: 4-14 (28.6%) Game: 28.0%  
**F Throw%** 1st: 5-7 (71.4%) 2nd: 8-13 (61.5%) Game: 65.0%

Ark.-Pine Bluff	FG	3FG	FT	O-R	P	F	PTS	A	T	B	S	MIN
Dawn Haynes, f	7-14	0-0	6-7	4-0	4	3	20	0	3	0	2	23
Mitchell Anderson, f	3-16	0-2	3-6	1-4	5	2	9	2	4	1	4	36
Lazabian Jackson, g	2-10	0-3	2-3	1-3	4	2	6	0	2	0	2	24
Jalen Floyd, g	2-2	0-0	0-0	4-4	8	4	4	1	2	0	0	27
Tevin Hammond, g	0-0	0-0	0-2	2-1	3	0	1	5	0	4	3	39
Warren Boyd	0-0	0-0	2-2	1-1	2	1	2	0	0	0	0	10
Trent Whiting	0-2	0-0	0-0	0-0	0	0	0	0	0	0	0	6
Kyle Jones	0-1	0-1	0-0	0-0	0	2	0	1	1	0	0	13
Daniel Broughton	1-9	1-4	0-0	1-0	1	2	3	0	3	0	0	20
Jared Young	0-0	0-0	0-0	0-0	0	0	0	0	0	0	0	2
Team			3-1-4									
<b>Totals</b>	<b>15-54</b>	<b>1-10</b>	<b>13-20</b>	<b>17-14</b>	<b>31</b>	<b>19</b>	<b>44</b>	<b>5</b>	<b>20</b>	<b>1</b>	<b>12</b>	<b>200</b>

**Total FG%** 1st: 4-26 (15.4%) 2nd: 11-28 (39.3%) Game: 27.8%  
**3-Pt FG%** 1st: 1-7 (14.3%) 2nd: 0-3 (0.0%) Game: 10.0%  
**F Throw%** 1st: 3-4 (75.0%) 2nd: 10-16 (62.5%) Game: 65.0%

**Officials:** Terry Wymer, Donnie Eppley, Frank Spencer  
**Attendance:** 14,797 **Halftime Score:** MSU 38-12

**Key Moment:** Michigan State scored the first 14 points of the game, not allowing Arkansas-Pine Bluff to score a basket until 10:12 remained in the half.

**Notes:** MSU improved to 7-0 all-time against opponents from the SWAC ... MSU held an opponent to 12 first-half points for the first time since holding Texas Southern to 12 on Nov. 18, 2011 ... MSU recorded an assist on 75 percent of its baskets (21-of-28) ... MSU grabbed 19 offensive rebounds compared to just 14 defensive boards for UAPB ... MSU's bench outscored Arkansas-Pine Bluff's reserves, 33-5 ... Travis Trice scored a season-high 12 points vs. UAPB, while matching his career high with five assists ... UAPB did not score until 10:12 remained in the first half, as MSU jumped out to a 14-0 lead. With 2:34 left in the first half, MSU led 33-5.

**#10** #19/17 Michigan State .....73  
Loyola-Chicago .....61  
Dec. 8, 2012 • East Lansing, Mich. • Breslin Center

Michigan State	FG	3FG	FT	O-R	P	F	PTS	A	T	B	S	MIN
Branden Dawson, f	3-5	0-0	1-2	2-1	3	3	7	0	2	4	1	28
Derrick Nix, c	1-1	0-0	2-4	1-7	8	0	4	1	0	0	0	23
Keith Appling, g	2-8	0-3	4-4	0-1	1	3	8	7	0	0	0	29
Denzel Valentine, g	1-2	1-1	3-4	0-2	2	6	1	4	1	0	0	22
Gary Harris, g	7-11	5-7	1-2	0-2	2	3	20	0	1	0	0	32
Russell Byrd	0-1	0-1	1-2	0-0	0	1	0	0	0	0	0	1
Alex Gauna	1-1	0-0	0-0	0-1	1	2	0	1	0	0	0	6
Brandon Kearney	0-4	0-1	0-0	2-1	3	0	0	5	0	0	1	23
Adreian Payne	5-7	0-0	4-4	2-8	10	0	14	0	3	0	2	22
Matt Costello	0-0	0-0	0-0	0-0	0	0	0	0	0	0	0	1
Travis Trice	2-5	1-3	6-6	1-1	2	4	11	0	1	0	0	13
Team			0-1-1									
<b>Totals</b>	<b>22-45</b>	<b>7-16</b>	<b>22-28</b>	<b>8-25</b>	<b>33</b>	<b>16</b>	<b>73</b>	<b>14</b>	<b>12</b>	<b>5</b>	<b>4</b>	<b>200</b>

**Total FG%** 1st: 9-22 (40.9%) 2nd: 13-23 (56.5%) Game: 48.9%  
**3-Pt FG%** 1st: 2-9 (22.2%) 2nd: 5-7 (71.4%) Game: 43.8%  
**F Throw%** 1st: 10-14 (71.4%) 2nd: 12-14 (85.7%) Game: 78.6%

Loyola-Chicago	FG	3FG	FT	O-R	P	F	PTS	A	T	B	S	MIN
Ben Averkamp, f	8-17	4-8	5-7	2-6	8	3	25	2	1	0	0	37
Christian Thomas, f	1-3	0-0	1-2	0-2	2	3	0	0	0	0	0	19
Cully Payne, g	2-11	2-5	3-5	0-2	2	3	9	7	1	0	1	34
Jordan Hicks, g	1-1	1-1	0-0	1-1	2	3	0	2	0	0	1	18
Joe Crisman, g	2-5	0-2	0-0	1-2	3	1	4	1	0	0	0	24
Devon Turk	2-6	2-5	4-5	0-2	2	3	10	0	5	0	0	22
Matt O'Leary	0-2	0-1	0-0	1-2	3	2	0	2	1	0	3	16
Jeff White	3-8	0-1	0-0	2-0	2	1	6	2	1	0	2	22
Nick Osborne	0-0	0-0	1-2	3-0	3	1	1	0	0	0	0	8
Team			3-1-4									
<b>Totals</b>	<b>19-53</b>	<b>9-23</b>	<b>14-21</b>	<b>13-18</b>	<b>31</b>	<b>20</b>	<b>61</b>	<b>14</b>	<b>12</b>	<b>0</b>	<b>7</b>	<b>200</b>

**Total FG%** 1st: 9-25 (36.0%) 2nd: 10-28 (35.7%) Game: 35.8%  
**3-Pt FG%** 1st: 5-9 (55.6%) 2nd: 4-14 (28.6%) Game: 39.1%  
**F Throw%** 1st: 9-15 (60.0%) 2nd: 5-6 (83.3%) Game: 66.7%

**Officials:** D.J. Carstensen, Eric Curry, Jim Schipper  
**Attendance:** 14,797 **Halftime Score:** LUC 32-30

**Key Moment:** Trailing 32-30 at the half, MSU outscored Loyola, 22-9, to open the second half, as Gary Harris connected on three straight 3-pointers to cap the run with a personal 9-0 spurt.

**Notes:** Adreian Payne recorded his third career double-double and his second of the season with 14 points and 10 rebounds ... Gary Harris led the Spartans with 20 points, including 14 in the second half on 5-of-5 shooting (4-of-4 3-point FG) ... Keith Appling and Brandon Kearney combined to tally 12 assists and zero turnovers ... Branden Dawson tied his career high with four blocks ... Travis Trice made his first two-point field goal of the season, as the first nine field goals he made were all 3-pointers ... Loyola was playing in East Lansing on the 50th anniversary season of playing Mississippi State in the Game of Change during the 1963 NCAA Tournament at Jenison Field House.



## 2012-13 BOX SCORES



MSU celebrated the 50th Anniversary of the Game of Change contest between Loyola and Mississippi State in the 1963 NCAA Tournament, by returning to Jenison Field House, site of the historic game, to face Tuskegee.



The game vs. Tuskegee was MSU's first appearance in Jenison Field house since 1989.



Members of the Tuskegee Airmen were court-side for the contest. (Posing with Steve Smith)



In a short stint off the bench, Matt Costello gave Spartan fans their first real glimpse of his skills.

#11

#19/19 Michigan State . . . . . 92

Tuskegee . . . . . 56

Dec. 15, 2012 • East Lansing, Mich. • Jenison Field House

Michigan State	FG	3FG	FT	O-D-R	PF	PTS	A	T	B	S	MIN	
Denzel Valentine, f	2-3	0-0	0-0	1-6	7	3	4	3	4	0	1	21
Branden Dawson, f	3-8	0-0	1-2	2-7	9	1	7	0	6	2	1	23
Derrick Nix, c	4-9	0-0	3-4	3-10	13	1	11	1	3	0	2	22
Keith Appling, g	7-9	2-2	9-11	0-3	3	0	25	3	2	0	2	27
Gary Harris, g	1-7	0-5	8-8	1-2	0	10	3	3	0	0	0	23
Russell Byrd	3-7	1-5	0-0	1-2	3	0	7	0	0	0	0	9
Alex Gauna	0-2	0-0	0-0	0-3	0	0	0	0	0	0	1	10
Brandon Kearney	2-3	0-1	0-0	0-0	1	4	3	0	0	0	0	17
Adreian Payne	4-8	0-0	4-4	4-6	10	1	12	2	2	2	1	19
Matt Costello	2-4	0-0	2-2	2-5	7	2	6	0	0	0	1	7
Travis Trice	2-6	2-5	0-1	2-1	3	4	6	4	2	0	0	20
Keenan Wetzel	0-0	0-0	0-0	0-0	0	0	0	0	0	0	0	1
Dan Chapman	0-1	0-0	0-0	0-0	0	0	0	0	0	0	0	1
Team	2-1-3											
Totals	30-67	5-18	27-32	18-45	63	13	92	19	22	4	9	200

<b>Total FG%</b>	1st: 13-31 (41.9%)	2nd: 17-36 (47.2%)	Game: 44.8%
<b>3-Pt FG%</b>	1st: 1-8 (12.5%)	2nd: 4-10 (40.0%)	Game: 27.8%
<b>F Throw%</b>	1st: 6-7 (85.7%)	2nd: 21-25 (84.0%)	Game: 84.4%

Tuskegee	FG	3FG	FT	O-D-R	PF	PTS	A	T	B	S	MIN
Javier McKinney, g	5-21	2-8	0-0	3-1-4	4	12	4	2	0	3	32
Calvin Thomas, g	6-18	0-6	2-2	0-1-1	3	14	3	3	0	4	37
Richard Dixon, g	2-5	0-0	1-2	0-3-3	1	5	0	1	0	0	15
Josh Jones, f	0-2	0-1	0-0	0-1-1	1	0	0	0	0	1	9
Charles Savoy, f	0-3	0-0	0-0	0-2-2	1	0	1	0	1	1	11
David Alexander	0-1	0-0	1-2	0-2-2	3	1	3	3	0	0	10
Zachary Williams	0-1	0-0	0-0	0-0-0	1	0	0	0	0	0	1
Julius Taylor II	0-0	0-0	0-0	0-0-0	0	0	0	0	0	0	1
Jacob Pettway	2-6	2-4	1-2	0-4-4	3	7	0	1	0	0	24
Shaquille Cook	2-5	0-0	1-2	3-4-7	4	5	1	3	1	3	23
Camden Foster	3-3	1-1	1-1	1-3-4	1	8	1	2	0	2	17
Elliot Dean	1-6	1-2	1-4	1-1-2	1	4	1	2	0	0	12
Graham Olatunji	0-1	0-0	0-0	0-0-0	1	0	0	0	0	0	2
Adrian Spellman	0-0	0-0	0-0	0-1-1	1	0	0	0	1	0	6
Team	3-1-4										
Totals	21-72	6-22	8-15	11-24-35	25	56	14	17	3	14	200

<b>Total FG%</b>	1st: 11-37 (29.7%)	2nd: 10-35 (28.6%)	Game: 29.2%
<b>3-Pt FG%</b>	1st: 3-10 (30.0%)	2nd: 3-12 (25.0%)	Game: 27.3%
<b>F Throw%</b>	1st: 1-2 (50.0%)	2nd: 7-13 (53.8%)	Game: 53.3%

Officials: Ted Hillary, Steve McClunkins, Kelly Pfeifer

Attendance: 6,589

Halftime Score: MSU 30-26

**Key Moment:** MSU led by just five points (39-34) with 17:55 left in the contest. The Spartans then exploded on a 14-1 run to put the game away over the next four-and-a-half minutes.

**Notes:** Michigan State played a game in Jenison Field House for the first time since 1989 ... MSU out-rebounded Tuskegee, 63-35, as its +28 margin was its greatest of the season ... The Spartans grabbed 18 offensive rebounds, holding an 18-5 edge in second-chance points ... MSU scored a season-high 92 points, including 59 in the second half ... MSU shot a non-conference-best 84.4 percent from the foul line ... Derrick Nix and Adreian Payne posted double-doubles in the same game for the first time ever. For Nix, it was the second of his career and the first since his Spartan debut. For Payne, it was his third in the last four games, and fourth of his career ... Keith Appling tied his career high with 25 points ... Matt Costello tallied a season-high seven rebounds in just seven minutes.



# 2012-13 BOX SCORES

## #12 #20/T-19 Michigan State .....64 Bowling Green .....53 Dec. 18, 2012 • Bowling Green, Ohio • Stroh Center

Michigan State	FG	3FG	FT	O-D-R	PF	PTS	A	T	B	S	MIN
Denzel Valentine, f	5-6	2-2	0-0	1-3-4	1	12	1	1	1	2	26
Brandon Dawson, f	5-11	0-0	0-1	4-3-7	4	10	2	1	3	1	29
Derrick Nix, c	4-9	0-0	1-1	1-7-8	3	9	2	2	0	1	27
Keith Appling, g	3-9	0-2	3-4	0-6-6	2	9	2	6	1	0	33
Gary Harris, g	5-10	1-3	2-3	0-2-2	2	13	1	2	0	2	33
Alex Gauna	1-1	0-0	0-0	0-0-0	1	2	0	0	0	0	4
Brandon Kearney	1-1	0-0	0-0	1-1-2	1	2	0	0	0	0	12
Adreian Payne	2-5	0-0	3-3	1-4-5	4	7	0	0	0	0	17
Travis Trice	0-2	0-2	0-0	0-2-2	1	0	2	2	0	0	19
Team				1-1-2							1
<b>Totals</b>	<b>26-54</b>	<b>3-9</b>	<b>9-12</b>	<b>9-29-38</b>	<b>19</b>	<b>64</b>	<b>10</b>	<b>15</b>	<b>5</b>	<b>6</b>	<b>200</b>

<b>Total FG%</b>	1st: 15-29 (51.7%)	2nd: 11-25 (44.0%)	Game: 48.1%
<b>3-Pt FG%</b>	1st: 2-6 (33.3%)	2nd: 1-3 (33.3%)	Game: 33.3%
<b>F Throw%</b>	1st: 2-3 (66.7%)	2nd: 7-9 (77.8%)	Game: 75.0%

Bowling Green	FG	3FG	FT	O-D-R	PF	PTS	A	T	B	S	MIN
A'uston Calhoun, f	3-10	0-1	3-3	2-3-5	1	9	1	1	2	1	33
Chauncey Orr, f	6-7	3-3	1-2	0-2-2	0	16	1	1	0	0	20
Cameron Black, c	1-2	0-0	0-2	1-3-4	1	2	0	0	0	1	20
Jordan Crawford, g	4-14	2-6	0-0	0-3-3	2	10	7	2	0	2	26
Luke Kraus, g	0-4	0-3	2-2	0-2-2	4	2	2	2	0	0	29
Anthony Henderson	0-3	0-1	0-2	0-4-4	1	0	1	1	0	1	15
Craig Sealey	1-2	0-0	0-0	2-0-2	1	2	1	2	0	0	7
James Erger	1-3	0-2	1-1	2-1-3	1	3	0	0	0	0	17
Jehvon Clarke	2-8	0-3	2-2	0-2-2	1	6	1	1	0	0	13
Richaun Holmes	1-5	0-0	1-2	3-1-4	2	3	0	0	4	0	20
Team				3-1-4							
<b>Totals</b>	<b>19-58</b>	<b>5-19</b>	<b>10-16</b>	<b>13-22-35</b>	<b>14</b>	<b>53</b>	<b>14</b>	<b>10</b>	<b>6</b>	<b>5</b>	<b>200</b>

<b>Total FG%</b>	1st: 11-32 (34.4%)	2nd: 8-26 (30.8%)	Game: 32.8%
<b>3-Pt FG%</b>	1st: 4-11 (36.4%)	2nd: 1-8 (12.5%)	Game: 26.3%
<b>F Throw%</b>	1st: 3-7 (42.9%)	2nd: 7-9 (77.8%)	Game: 62.5%

**Officials:** Bo Boroski, Ray Perone, Bill Ek

**Attendance:** 4,291

**Halftime Score:** MSU 34-29

**Key Moment:** With 10:29 left, the game was tied at 45. Michigan State then put the contest away with a 9-0 run, as part of a 14-2 spurt over six minutes to secure the victory.

**Notes:** The Spartans held Bowling Green to just one field goal in the final 10:28, as the Falcons shot 1-of-11 in that stretch ... Michigan State recorded its first true road win of the season, improving to 1-1 ... MSU held a 42-24 advantage in points in the paint ... Denzel Valentine matched his season high with 12 points, including knocking down 2-of-2 from 3-point range.

## #13 #20/T-19 Michigan State .....67 Texas .....56 Dec. 22, 2012 • East Lansing, Mich. • Breslin Center

Michigan State	FG	3FG	FT	O-D-R	PF	PTS	A	T	B	S	MIN
Denzel Valentine, f	0-1	0-0	0-0	1-1-2	5	0	3	1	0	2	9
Brandon Dawson, f	1-4	0-0	4-4	3-7-10	1	6	1	2	0	2	26
Derrick Nix, c	7-10	0-0	11-13	2-9-11	2	25	1	0	0	4	32
Keith Appling, g	5-11	1-2	3-7	0-0-0	0	14	3	3	1	1	39
Gary Harris, g	3-10	1-6	2-2	0-0-0	3	9	2	2	0	0	31
Alex Gauna	0-0	0-0	0-0	0-0-0	0	0	0	0	0	0	6
Brandon Kearney	0-0	0-0	0-0	0-1-1	3	0	0	1	0	0	8
Adreian Payne	5-7	0-0	3-4	1-6-7	3	13	0	5	1	0	19
Matt Costello	0-1	0-0	0-0	0-0-0	1	0	0	1	0	0	2
Travis Trice	0-2	0-2	0-0	0-1-1	1	0	2	1	0	1	25
Team				2-2-4							
<b>Totals</b>	<b>21-47</b>	<b>1-11</b>	<b>23-30</b>	<b>9-27-36</b>	<b>20</b>	<b>67</b>	<b>13</b>	<b>16</b>	<b>2</b>	<b>10</b>	<b>200</b>

<b>Total FG%</b>	1st: 11-27 (40.7%)	2nd: 10-20 (50.0%)	Game: 44.7%
<b>3-Pt FG%</b>	1st: 0-7 (0.0%)	2nd: 2-4 (50.0%)	Game: 18.2%
<b>F Throw%</b>	1st: 6-7 (85.7%)	2nd: 17-23 (73.9%)	Game: 76.7%

Texas	FG	3FG	FT	O-D-R	PF	PTS	A	T	B	S	MIN
Sheldon McClellan, g	3-10	1-2	6-8	1-1-2	1	13	0	3	0	0	25
Javan Felix, g	2-8	0-0	2-2	0-1-1	1	6	11	4	0	1	39
Julien Lewis, g	6-12	2-2	2-3	1-3-4	2	16	0	3	0	0	36
Jonathan Holmes, f	4-10	0-3	0-0	2-3-5	5	8	1	1	0	1	19
Cameron Ridley, c	1-3	0-0	0-1	0-3-3	4	2	0	1	0	0	18
Demarcus Holland	0-0	0-0	0-0	0-0-0	0	0	0	1	0	0	4
Connor Lammert	1-4	0-3	0-1	1-5-6	4	2	2	3	1	0	26
Ioannis Papapetrou	2-5	1-3	4-9	1-3-4	2	9	0	0	0	1	25
Prince Ibeh	0-0	0-0	0-0	0-1-1	3	0	0	2	2	0	8
Team				6-0-6							
<b>Totals</b>	<b>19-52</b>	<b>4-13</b>	<b>14-24</b>	<b>12-20-32</b>	<b>22</b>	<b>56</b>	<b>14</b>	<b>18</b>	<b>3</b>	<b>3</b>	<b>200</b>

<b>Total FG%</b>	1st: 10-22 (45.5%)	2nd: 9-30 (30.0%)	Game: 36.5%
<b>3-Pt FG%</b>	1st: 3-6 (50.0%)	2nd: 1-7 (14.3%)	Game: 30.8%
<b>F Throw%</b>	1st: 10-15 (66.7%)	2nd: 4-9 (44.4%)	Game: 58.3%

**Officials:** Tom Eades, Paul Janssen, Bert Smith

**Attendance:** 14,797

**Halftime Score:** UT 33-28

**Key Moment:** MSU held a slim 41-40 lead and Derrick Nix had consecutive shots blocked and ended up getting a technical foul. Texas, however, missed both free throws, and Adreian Payne hit a fadeaway free-throw line jumper as the shot clock expired to ignite the crowd and spark an 8-0 run, that turned into a 13-4 spurt, pushing MSU's lead up to 10 points.

**Notes:** Derrick Nix recorded career highs in points (25), free throws (11) and steals (4), adding 11 rebounds for his third career double-double and his second in the last three games ... Michigan State shot 44.7 percent from the field, a season-high at the time for a Texas opponent ... The Spartans finished undefeated at home in non-conference play for a second-straight season ... Michigan State recorded 10 steals, compared to just three for Texas ... The Spartans shot 0-of-7 from 3-point range in the first half, but made 2-of-4 attempts in the second half ... Gary Harris scored nine points, marking the first game of his Spartan career in which he played more than one minute and did not score in double figures ... After being outscored 33-28 in the first half, MSU outscored Texas, 39-23, in the second half.

## 2012-13 BOX SCORES

**#14** #9/13 Minnesota ..... 76  
 #18/18 Michigan State ..... 63  
 Dec. 31, 2012 • Minneapolis, Minn. • Williams Arena

Michigan State	FG	3FG	FT	O-D-R	PF	PTS	A	TO	B	S	MIN
Denzel Valentine, f	2-2	1-1	0-2	3-3-6	2	5	5	3	0	0	22
Branden Dawson, f	4-7	0-0	0-2	1-1-2	2	8	0	1	0	2	28
Derrick Nix, c	5-15	0-0	0-0	3-1-4	4	10	1	0	1	1	30
Keith Appling, g	7-16	0-1	1-3	0-1-1	4	15	5	3	1	6	34
Gary Harris, g	5-9	1-5	1-1	2-1-3	2	12	1	1	0	0	34
Russell Byrd	0-0	0-0	0-0	0-0-0	0	0	1	0	0	0	1
Alex Gauna	0-0	0-0	0-0	0-1-1	1	0	0	1	0	0	3
Adreian Payne	2-6	0-0	0-1	1-6-7	4	4	2	3	1	0	24
Travis Trice	3-8	3-4	0-1	0-0-0	2	9	3	1	0	1	24
Team				6-2-8							
<b>Totals</b>	<b>28-63</b>	<b>5-11</b>	<b>2-10</b>	<b>16-16-32</b>	<b>21</b>	<b>63</b>	<b>18</b>	<b>14</b>	<b>3</b>	<b>10</b>	<b>200</b>

<b>Total FG%</b>	1st: 16-31 (51.6%)	2nd: 12-32 (37.5%)	Game: 44.4%
<b>3-Pt FG%</b>	1st: 5-6 (83.3%)	2nd: 0-5 (0.0%)	Game: 45.5%
<b>F Throw%</b>	1st: 1-7 (14.3%)	2nd: 1-3 (33.3%)	Game: 20.0%

Minnesota	FG	3FG	FT	O-D-R	PF	PTS	A	TO	B	S	MIN
Trevor Mbakwe, f	5-8	0-0	1-4	5-7-12	2	11	2	5	2	1	28
Rodney Williams, f	5-12	0-1	5-7	4-2-6	0	15	1	2	0	3	33
Andre Hollins, g	7-10	1-1	7-7	0-2-2	3	22	6	3	2	0	31
Joe Coleman, f	4-6	0-0	0-1	0-0-0	0	8	3	1	2	3	31
Austin Hollins, c	5-11	2-5	0-0	2-3-5	2	12	4	2	1	0	32
Julian Welch	2-3	0-0	0-2	0-1-1	0	4	0	0	0	0	12
Oto Osenieks	2-2	0-0	0-0	0-3-3	1	4	1	0	0	0	7
Maverick Ahanmisi	0-1	0-1	0-0	0-1-1	1	0	1	2	0	0	7
Maurice Walker	0-0	0-0	0-0	0-0-0	0	0	0	0	0	0	2
Andre Ingram	0-0	0-0	0-0	1-1-2	1	0	1	0	0	2	7
Elliott Eliason	0-0	0-0	0-1	1-5-6	2	0	0	1	1	0	10
Team				1-0-1							
<b>Totals</b>	<b>30-53</b>	<b>3-8</b>	<b>13-22</b>	<b>14-25-39</b>	<b>12</b>	<b>76</b>	<b>19</b>	<b>16</b>	<b>8</b>	<b>9</b>	<b>200</b>

<b>Total FG%</b>	1st: 17-27 (63.0%)	2nd: 13-26 (50.0%)	Game: 56.6%
<b>3-Pt FG%</b>	1st: 2-6 (33.3%)	2nd: 1-2 (50.0%)	Game: 37.5%
<b>F Throw%</b>	1st: 3-8 (37.5%)	2nd: 10-14 (44.4%)	Game: 59.1%

**Officials:** Terry Wymer, Ted Valentine, D.J. Carstensen

**Attendance:** 14,625 **Halftime Score:** MINN 39-38

**Key Moment:** Derrick Nix pulled MSU within a single point at 64-63 with 4:05 remaining. But that was the final points the Spartans would score as Minnesota closed on a 12-0 run over the final 2:50.

**Notes:** Minnesota's 76 points and .566 field-goal percentage marked season highs for a Spartan opponent ... The Spartans hit 5-of-6 3-pointers in the first half, but were 0-of-5 in the second ... Michigan State was out-rebounded for the first time all season, 39-32 ... MSU shot a season-low 20 percent from the foul line, making just 2-of-10 attempts, missing two front ends of a 1-and-1 ... Michigan State did not score a point in the game's final 4:04 ... Michigan State committed just four turnovers in the first half, but had 10 in the second half ... Keith Appling recorded a career-high six steals ... Michigan State and Minnesota played for the third time on New Year's Eve in the last five seasons. The Spartans were also playing on the final day of the calendar year for the fourth time in five years.



*Derrick Nix scored a career-high 25 points against Texas and added 11 rebounds, earning Big Ten Player of the Week honors.*



*Travis Trice came off the bench to score 12 points against Purdue.*



## 2012-13 BOX SCORES

**#15** #18/18 Michigan State .....84  
**Purdue** .....61  
 Jan. 5, 2013 • East Lansing, Mich. • Breslin Center

Michigan State	FG	3FG	FT	O-D-R	PF	PTS	A	T	B	S	MIN
Denzel Valentine, f	5-7	0-2	1-1	2-3-5	1	11	4	4	0	1	24
Branden Dawson, f	6-15	0-1	2-3	5-6-11	3	14	1	0	0	0	27
Derrick Nix, c	3-8	0-0	4-4	1-4-5	3	10	0	3	0	2	25
Keith Appling, g	2-6	0-0	2-4	0-3-3	4	6	8	1	2	2	30
Gary Harris, g	7-13	6-8	2-2	1-0-1	1	22	2	1	0	1	30
Russell Byrd	0-0	0-0	0-0	1-1-2	0	0	3	0	0	0	9
Alex Gauna	2-2	0-0	0-0	0-1-1	1	4	0	1	0	0	8
Adreian Payne	0-3	0-0	3-4	1-8-9	2	3	1	0	1	0	20
Travis Trice	3-9	2-4	4-4	0-4-4	3	12	2	2	0	2	23
Dan Chapman	0-0	0-0	0-0	0-0-0	1	0	0	0	0	0	1
Keenan Wetzel	0-0	0-0	0-0	0-0-0	0	0	0	0	0	0	1
Matt Costello	1-1	0-0	0-0	0-0-0	1	2	0	0	0	0	2
Team				2-1-3							
<b>Totals</b>	<b>29-64</b>	<b>8-15</b>	<b>18-22</b>	<b>13-31</b>	<b>44</b>	<b>20</b>	<b>84</b>	<b>21</b>	<b>3</b>	<b>8</b>	<b>200</b>

<b>Total FG%</b>	1st: 15-32 (46.9%)	2nd: 14-32 (43.8%)	Game: 45.3%
<b>3-Pt FG%</b>	1st: 5-9 (55.6%)	2nd: 3-6 (50.0%)	Game: 53.3%
<b>F Throw%</b>	1st: 1-2 (50.0%)	2nd: 17-20 (85.0%)	Game: 81.8%

Purdue	FG	3FG	FT	O-D-R	PF	PTS	A	T	B	S	MIN
Terone Johnson, g	5-19	1-4	0-1	1-1-2	4	11	4	0	0	1	26
Ronnie Johnson, g	3-7	1-1	1-3	0-3-3	2	8	1	2	0	1	26
A.J. Hammons, c	8-12	0-0	4-10	2-5-7	4	20	4	3	0	0	27
D.J. Byrd, f	6-12	2-7	0-0	2-3-5	0	14	3	1	0	0	29
Jacob Lawson, f	0-0	0-0	0-0	0-1-1	2	0	0	0	0	0	16
Anthony Johnson	1-3	0-1	0-0	0-4-4	3	2	1	2	0	1	18
Stephen Toyra	0-0	0-0	0-0	0-0-0	0	0	0	0	0	0	1
Dru Anthop	0-0	0-0	1-2	0-0-0	0	1	0	0	0	0	2
Donnie Hale	0-4	0-0	2-2	2-4-6	3	2	1	0	0	0	23
Neal Beshears	0-0	0-0	0-0	0-0-0	0	0	0	0	0	0	1
Rapheal Davis	1-3	0-1	1-2	2-2-4	1	3	1	1	0	1	18
Travis Carroll	0-0	0-0	0-0	1-0-1	2	0	0	0	1	0	12
Sandi Marcus	0-1	0-0	0-0	0-0-0	0	0	0	0	0	0	1
Team				1-1-2							
<b>Totals</b>	<b>24-61</b>	<b>4-14</b>	<b>9-20</b>	<b>11-24</b>	<b>35</b>	<b>21</b>	<b>61</b>	<b>11</b>	<b>0</b>	<b>4</b>	<b>200</b>

<b>Total FG%</b>	1st: 12-38 (31.6%)	2nd: 12-23 (52.2%)	Game: 39.3%
<b>3-Pt FG%</b>	1st: 3-10 (30.0%)	2nd: 1-4 (25.0%)	Game: 28.6%
<b>F Throw%</b>	1st: 3-4 (75.0%)	2nd: 6-16 (37.5%)	Game: 45.0%

**Officials:** Mike Sanzere, Lamont Simpson, Bill Eck

**Attendance:** 14,797

**Halftime Score:** MSU 36-30

**Key Moment:** MSU led 43-41 with 13:48 left in the second half. The Spartans then exploded on a 16-2 run. During the run, Purdue shot 1-of-4 from the field and 0-of-4 from the foul line, while committing three turnovers.

**Notes:** Michigan State won its 11th straight Big Ten home opener, as Tom Izzo improved to 16-2 in conference home openers ... Tom Izzo moved past Lou Henson into third place in career wins at a Big Ten school with 424 ... For the first time all season, MSU had five players score in double figures ... Branden Dawson notched his fifth career double-double, with 14 points and 11 rebounds ... Gary Harris scored 22 points, including hitting 6-of-8 3-pointers ... Keith Appling dished out eight assists, recording just one turnover ... In the first 7:40 of the second half, MSU shot 0-of-10 from the field and committed four turnovers. In the final 12:20, the Spartans made 14-of-22 from the field and had just one turnover.

**#16** #22/18 Michigan State .....62  
**Iowa** .....59  
 Jan. 10, 2013 • Iowa City, Iowa • Carver-Hawkeye Arena

Michigan State	FG	3FG	FT	O-D-R	PF	PTS	A	T	B	S	MIN
Derrick Nix, c	3-6	0-0	1-4	3-4-7	3	7	0	2	0	1	19
Keith Appling, g	3-13	0-2	6-6	1-5-6	3	12	4	1	0	1	37
Gary Harris, g	4-10	3-5	3-3	1-4-5	1	14	1	1	1	1	34
Branden Dawson, g	7-12	0-0	3-4	0-4-4	3	17	3	1	1	1	32
Denzel Valentine, g	0-2	0-1	0-0	1-2-3	1	0	4	5	0	2	21
Russell Byrd	0-1	0-1	0-0	0-0-0	0	0	0	0	0	0	4
Alex Gauna	0-1	0-0	0-0	1-1-2	0	0	0	0	0	0	5
Adreian Payne	5-7	0-0	0-1	2-4-6	3	10	0	0	1	1	23
Travis Trice	1-5	0-2	0-3	0-0-0	3	2	1	2	0	1	25
Team				1-2-3							
<b>Totals</b>	<b>23-57</b>	<b>3-11</b>	<b>13-21</b>	<b>10-26</b>	<b>36</b>	<b>17</b>	<b>62</b>	<b>13</b>	<b>12</b>	<b>3</b>	<b>120</b>

<b>Total FG%</b>	1st: 10-27 (37.0%)	2nd: 13-30 (43.3%)	Game: 40.4%
<b>3-Pt FG%</b>	1st: 1-5 (20.0%)	2nd: 2-6 (33.3%)	Game: 27.3%
<b>F Throw%</b>	1st: 3-9 (33.3%)	2nd: 10-12 (83.3%)	Game: 61.9%

Iowa	FG	3FG	FT	O-D-R	PF	PTS	A	T	B	S	MIN
Eric May, f	2-6	1-2	0-0	1-6-7	1	5	1	1	0	0	32
Aaron White, f	4-6	0-0	3-6	2-4-6	2	11	2	3	1	1	34
Adam Woodbury, c	1-4	0-0	0-0	0-3-3	1	2	0	3	0	0	12
Anthony Clemmons, g	1-9	0-4	2-4	1-1-2	2	4	6	4	1	1	22
Mile Gesel, g	3-6	0-1	0-0	0-1-1	4	6	5	4	1	1	30
Gabriel Olaseni	0-0	0-0	0-0	0-0-0	0	0	0	0	0	0	6
Melsahn Basabe	5-5	0-0	4-5	0-3-3	4	14	0	0	0	2	17
Josh Oglesby	0-4	0-3	0-0	1-2-3	0	0	1	0	0	0	11
Zach McCabe	6-9	3-6	0-0	1-6-7	3	15	2	3	0	0	24
Pat Ingram	1-2	0-0	0-0	0-2-2	0	2	1	0	0	0	12
Team				0-1-1							
<b>Totals</b>	<b>23-51</b>	<b>4-16</b>	<b>9-15</b>	<b>6-29</b>	<b>35</b>	<b>17</b>	<b>59</b>	<b>18</b>	<b>4</b>	<b>5</b>	<b>200</b>

<b>Total FG%</b>	1st: 13-31 (41.9%)	2nd: 10-20 (50.0%)	Game: 45.1%
<b>3-Pt FG%</b>	1st: 2-10 (20.0%)	2nd: 2-6 (33.3%)	Game: 25.0%
<b>F Throw%</b>	1st: 0-0 (0.0%)	2nd: 9-15 (60.0%)	Game: 60.0%

**Officials:** Mike Kitts, Terry Wymer, Jim Burr

**Attendance:** 12,872

**Halftime Score:** Iowa 28-24

**Key Moment:** Trailing 56-53, Keith Appling missed a 3-pointer, but he grabbed his own offensive rebound giving the ball back to MSU. Gary Harris was then fouled on a 3-pointer and hit all three free throws to tie the game with 1:04 left. On Iowa's next possession, Branden Dawson stole the ball and raced down court for a go-ahead dunk, giving MSU a 58-56 lead with 48 seconds remaining.

**Notes:** Michigan State won for the first time all season when being outshot by its opponent ... Michigan State held a 24-10 advantage in points off turnovers ... Michigan State overcame a 12-point first-half deficit ... Iowa made 12 of its first 18 shot attempts in the game's first 11:36, but made just 11 of its final 33 attempts in the final 28:24 ... MSU's defense held Iowa to just two points in the final 8:23 of the first half.



## 2012-13 BOX SCORES

**#17** #22/18 Michigan State ..... 66  
Nebraska ..... 56  
Jan. 13, 2013 • East Lansing, Mich. • Breslin Center

Michigan State	FG	3FG	FT	O-D-R	PF	PTS	A	T	B	S	MIN
Denzel Valentine, f	1-5	1-3	0-0	0-8-8	1	3	1	1	1	0	18
Brandon Dawson, f	6-7	0-0	0-4	2-4-6	0	12	0	2	1	3	34
Derrick Nix, c	6-9	0-0	5-5	3-2-5	1	17	0	1	0	2	23
Keith Appling, g	1-6	0-3	6-8	0-3-3	0	8	9	3	2	2	38
Gary Harris, g	1-11	1-4	6-6	1-6-7	2	9	1	1	0	0	36
Russell Byrd	0-0	0-0	0-2	0-0-0	2	0	0	0	0	0	5
Alex Gauna	0-0	0-0	0-0	0-0-0	0	0	0	0	0	0	2
Adreian Payne	6-6	1-1	1-3	1-2-3	1	14	0	1	1	1	21
Travis Trice	1-4	1-2	0-0	0-1-1	1	3	3	2	0	0	23
Team				2-1-3							
<b>Totals</b>	<b>22-48</b>	<b>4-13</b>	<b>18-28</b>	<b>9-27-36</b>	<b>8</b>	<b>66</b>	<b>14</b>	<b>11</b>	<b>5</b>	<b>8</b>	<b>200</b>

<b>Total FG%</b>	1st: 13-24 (54.2%)	2nd: 9-24 (37.5%)	Game: 45.8%
<b>3-Pt FG%</b>	1st: 1-6 (16.7%)	2nd: 3-7 (42.9%)	Game: 30.8%
<b>F Throw%</b>	1st: 3-4 (55.6%)	2nd: 13-19 (68.4%)	Game: 64.3%

Nebraska	FG	3FG	FT	O-D-R	PF	PTS	A	T	B	S	MIN
David Rivers, g	8-8	1-1	1-1	3-3-6	4	18	0	1	1	1	40
Ray Gallegos, g	5-16	1-8	1-2	1-4-5	1	12	1	2	2	3	40
Dylan Talley, f	6-19	2-8	3-5	2-6-8	1	17	4	1	0	2	38
Shavon Shields, f	4-8	1-2	0-0	0-6-6	5	9	2	3	0	0	26
Andre Almeida, c	0-4	0-0	0-0	1-2-3	5	0	2	3	0	0	24
Benny Parker	0-2	0-0	0-0	0-0-0	2	0	2	2	0	2	20
Trevor Menke	0-0	0-0	0-0	0-0-0	0	0	0	0	0	0	0+
Jordan Tyrance	0-1	0-0	0-0	1-0-1	0	0	2	0	2	0	12
Team				1-1-2							
<b>Totals</b>	<b>23-58</b>	<b>5-19</b>	<b>5-8</b>	<b>9-22-31</b>	<b>18</b>	<b>56</b>	<b>13</b>	<b>12</b>	<b>5</b>	<b>8</b>	<b>200</b>

<b>Total FG%</b>	1st: 13-31 (41.9%)	2nd: 10-27 (37.0%)	Game: 39.7%
<b>3-Pt FG%</b>	1st: 3-8 (37.5%)	2nd: 2-11 (18.2%)	Game: 26.3%
<b>F Throw%</b>	1st: 3-4 (75.0%)	2nd: 2-4 (50.0%)	Game: 62.5%

**Officials:** John Higgins, Kelly Self, Steve McClunkins

**Attendance:** 14,797 **Halftime Score:** Tied 32-32

**Key Moment:** Gary Harris missed his first 10 shots until making a 3-pointer on his 11th shot to give MSU a 58-54 advantage with 1:49 remaining.

**Notes:** Led by Adreian Payne's 14 points, Michigan State's bench out-scored Nebraska's reserves, 17-0 ... Payne (6-6), Brandon Dawson (6-7) and Derrick Nix (6-9) combined to shoot 18-of-22 from the floor totaling 43 points ... Keith Appling tied his career high with nine assists ... Freshman guards Gary Harris (7 rebounds) and Denzel Valentine (8 rebounds) accounted for 15 of Michigan State's 36 rebounds ... Michigan State committed just 11 turnovers, marking its third straight game with 12 or fewer ... Derrick Nix led the Spartans with 17 points, the most he'd ever scored in a conference game ... MSU made just 10 of its first 20 free throw attempts, but hit all eight in the game's final 4:13.

**#18** #18/17 Michigan State ..... 81  
Penn State ..... 72  
Jan. 16, 2013 • University Park, Pa. • Bryce Jordan Center

Michigan State	FG	3FG	FT	O-D-R	PF	PTS	A	T	B	S	MIN
Alex Gauna, f	1-2	0-0	0-0	1-3-4	0	2	0	0	1	0	15
Derrick Nix, c	5-5	0-0	2-5	2-3-5	1	12	4	2	0	0	31
Keith Appling, c	3-11	1-4	5-6	0-2-2	4	12	2	2	1	1	34
Gary Harris, g	3-7	2-3	6-7	0-1-1	3	14	2	0	0	1	33
Denzel Valentine, g	1-5	0-1	0-0	0-3-3	3	2	2	2	0	2	18
Russell Byrd	1-2	1-2	0-0	0-0-0	0	3	0	0	0	0	6
Adreian Payne	6-9	1-1	7-10	3-4-7	2	20	0	0	0	0	17
Matt Costello	0-0	0-0	0-0	0-0-0	1	0	1	0	0	0	6
Travis Trice	4-11	2-6	1-1	1-1-2	2	11	3	1	0	1	26
Brandon Dawson	2-3	0-0	1-1	0-5-5	2	5	3	0	1	0	14
Team				0-4-4							
<b>Totals</b>	<b>26-55</b>	<b>7-17</b>	<b>22-30</b>	<b>7-26-33</b>	<b>18</b>	<b>81</b>	<b>17</b>	<b>7</b>	<b>3</b>	<b>5</b>	<b>200</b>

<b>Total FG%</b>	1st: 10-25 (40.0%)	2nd: 16-30 (53.3%)	Game: 47.3%
<b>3-Pt FG%</b>	1st: 5-12 (41.7%)	2nd: 2-5 (40.0%)	Game: 41.2%
<b>F Throw%</b>	1st: 4-6 (66.7%)	2nd: 18-24 (75.0%)	Game: 73.3%

Penn State	FG	3FG	FT	O-D-R	PF	PTS	A	T	B	S	MIN
Brandon Taylor, f	0-6	0-5	0-0	0-5-5	4	0	0	1	1	1	28
Sasa Borovnjak, f	1-5	0-0	2-2	0-1-1	4	4	0	1	0	1	23
Ross Travis, f	1-2	0-0	0-0	0-3-3	1	2	0	1	0	1	26
D.J. Newbill, g	8-12	0-1	11-15	0-2-2	1	27	6	3	0	1	37
Jermaine Marshall	10-18	3-7	6-8	0-10-10	5	29	1	0	0	0	34
Kevin Montminy	1-1	0-0	0-0	0-0-0	2	2	0	0	0	0	5
Nick Colella	2-3	2-3	0-2	0-4-4	3	6	1	0	0	0	30
Jon Graham	1-2	0-0	0-0	3-0-3	3	2	0	0	0	0	9
Pat Ackerman	0-1	0-0	0-0	0-0-0	0	0	1	0	0	0	8
Team				1-1-2							
<b>Totals</b>	<b>24-50</b>	<b>5-16</b>	<b>19-27</b>	<b>4-26-30</b>	<b>23</b>	<b>72</b>	<b>9</b>	<b>8</b>	<b>1</b>	<b>4</b>	<b>200</b>

<b>Total FG%</b>	1st: 9-23 (39.1%)	2nd: 15-27 (55.6%)	Game: 48.0%
<b>3-Pt FG%</b>	1st: 1-7 (14.3%)	2nd: 4-9 (44.4%)	Game: 31.3%
<b>F Throw%</b>	1st: 6-7 (85.7%)	2nd: 13-20 (65.0%)	Game: 70.4%

**Officials:** Mike Sanzere, Ed Hightower, Donnie Eppley

**Attendance:** 6,585 **Halftime Score:** MSU 29-25

**Key Moment:** A Jermaine Marshall 3-pointer pulled Penn State within two points at 46-44 with 11:05 remaining. Adreian Payne then scored the next eight points of the game as MSU pushed its advantage out to 10 points at 54-44.

**Notes:** Tom Izzo became just the sixth coach in Big Ten history to record 200 conference victories ... Penn State's duo of D.J. Newbill (27 points) and Jermaine Marshall (29 points) combined to score 56 of PSU's 72 points ... After sitting out the first half, Adreian Payne scored 20 points and added seven rebounds in 17 second-half minutes ... Brandon Dawson also sat for the entire first half, and recorded five points, five rebounds and three assists in 14 minutes ... Michigan State committed just seven turnovers, including none in the second half ... Led by Payne's 20 points, MSU held a 39-10 advantage in bench scoring.



# 2012-13 BOX SCORES

**#19** #18/17 Michigan State . . . . .59  
 #11/11 Ohio State . . . . .56  
 Jan. 19, 2013 • East Lansing, Mich. • Breslin Center

Michigan State	FG	3FG	FT	O-D-R	PF	PTS	A	TO	B	S	MIN
Adreian Payne, f	5-6	1-1	3-3	1-4	5	2	14	0	1	0	32
Derrick Nix, c	1-4	0-0	6-6	1-3	4	1	8	2	0	0	35
Keith Appling, g	6-13	1-5	2-2	1-3	4	2	15	3	4	0	38
Gary Harris, g	4-10	0-2	0-0	1-3	4	1	8	0	1	0	28
Branden Dawson, g	4-10	0-1	1-3	3-7	10	2	9	1	3	0	26
Matt Costello	0-0	0-0	0-0	0-1	1	2	0	0	1	0	5
Travis Trice	1-4	0-2	0-0	0-0	0	3	2	0	2	0	18
Denzel Valentine	1-3	1-2	0-0	0-1	1	1	3	1	1	0	18
Team				3-2	5						
<b>Totals</b>	<b>22-50</b>	<b>3-13</b>	<b>12-14</b>	<b>10-24</b>	<b>34</b>	<b>14</b>	<b>59</b>	<b>7</b>	<b>13</b>	<b>0</b>	<b>9 200</b>

<b>Total FG%</b>	1st: 10-23 (43.5%)	2nd: 12-27 (44.4%)	Game: 44.0%
<b>3-Pt FG%</b>	1st: 3-7 (42.9%)	2nd: 0-6 (0.0%)	Game: 23.1%
<b>F Throw%</b>	1st: 7-8 (87.5%)	2nd: 5-6 (83.3%)	Game: 85.7%

Ohio State	FG	3FG	FT	O-D-R	PF	PTS	A	TO	B	S	MIN
Deshaun Thomas, f	10-20	6-11	2-2	1-6	7	2	28	1	1	0	40
Sam Thompson, f	1-2	0-1	1-4	0-0	0	0	3	1	1	1	20
Amir Williams, c	0-0	0-0	1-2	1-2	3	3	1	0	0	0	19
Aaron Craft, g	2-8	1-5	0-0	0-1	1	2	5	6	4	0	38
Lenzelle Smith Jr., g	2-7	2-5	0-0	0-3	3	2	6	2	3	0	30
Shannon Scott	1-5	0-2	3-3	2-0	2	5	5	3	1	0	21
LaQuinton Ross	2-3	1-1	0-0	1-1	2	1	5	0	1	0	11
Evan Ravenel	1-2	0-0	1-2	0-4	4	3	0	1	0	0	21
Team				1-2	3						
<b>Totals</b>	<b>19-47</b>	<b>10-25</b>	<b>8-13</b>	<b>6-19</b>	<b>25</b>	<b>16</b>	<b>56</b>	<b>15</b>	<b>14</b>	<b>2</b>	<b>6 200</b>

<b>Total FG%</b>	1st: 10-21 (47.6%)	2nd: 9-26 (34.6%)	Game: 40.4%
<b>3-Pt FG%</b>	1st: 4-10 (40.0%)	2nd: 6-15 (40.0%)	Game: 40.0%
<b>F Throw%</b>	1st: 2-2 (100.0%)	2nd: 6-11 (54.5%)	Game: 61.5%

**Officials:** Ted Valentine, Mike Eades, Lamont Simpson

**Attendance:** 14,797

**Halftime Score:** MSU 30-26

**Key Moment:** Keith Appling had just committed a turnover allowing OSU to tie the game at 53. On the next possession, he drove past Aaron Craft for a go-ahead layup. After Craft then missed a three, Appling converted on a fast-break dunk and sealed the victory with two free throws with 7.9 seconds left, scoring MSU's final six points.

**Notes:** Tom Izzo coached his 600th career game ... It was the 200th Big Ten game played in Breslin Center ... MSU's 59 points tied a season low and were the fewest it had scored in a home game since Feb. 27, 2011 (47 vs. Purdue), and the fewest it had scored in a home victory since Feb. 6, 2010 (54 vs. Wisconsin) ... Keith Appling scored or assisted on MSU's final nine points, including scoring the final six in the last 41 seconds ... MSU held a 34-14 edge in points in the paint ... Deshaun Thomas scored 28 of Ohio State's 56 points, as the second-highest scoring Buckeye was Lenzelle Smith Jr. with six points ... MSU held a 12-3 edge in second-chance points ... MSU started Keith Appling, Gary Harris, Branden Dawson, Adreian Payne and Derrick Nix for the first time since the opening two games of the season.



**Adreian Payne and the Spartans held a 34-14 advantage in points in the paint against Ohio State.**



**Keith Appling scored or assisted on 11 of MSU's 14 second-half field goals vs. Illinois.**

## 2012-13 BOX SCORES

<b>#20</b>	<b>#13/11 Michigan State</b> .....49
	<b>Wisconsin</b> .....47
	Jan. 22, 2013 • Madison, Wis. • Kohl Center

Michigan State	FG	3FG	FT	O-D-R	PF	PTS	A	T	B	S	MIN
Adreian Payne, f	1-5	0-0	0-0	1-1-2	4	2	3	2	1	3	33
Derrick Nix, c	1-2	0-0	0-0	1-5-6	2	2	0	2	0	0	26
Keith Appling, g	6-17	3-8	4-4	1-5-6	2	19	2	1	0	2	39
Gary Harris, g	2-3	1-1	1-2	1-1-2	0	6	1	1	0	1	32
Branden Dawson, g	7-14	0-0	4-6	3-10-13	3	18	0	2	1	0	33
Russell Byrd	0-0	0-0	0-0	0-0-0	2	0	0	2	0	0	2
Alex Gauna	0-0	0-0	0-0	0-1-1	1	0	0	0	0	0	5
Matt Costello	0-0	0-0	0-0	0-0-0	1	0	0	0	0	0	5
Travis Trice	1-4	0-0	0-0	0-1-1	0	2	0	0	0	0	15
Denzel Valentine	0-2	0-0	0-0	0-1-1	0	0	1	0	1	0	10
Team				2-1-3							

**Totals** 18-47 4-9 9-12 9-26-35 15 49 7 10 3 6 200

<b>Total FG%</b>	1st: 10-27 (37.0%)	2nd: 8-20 (44.4%)	Game: 38.3%
<b>3-Pt FG%</b>	1st: 3-6 (50.0%)	2nd: 1-3 (33.3%)	Game: 44.4%
<b>F Throw%</b>	1st: 4-5 (80.0%)	2nd: 5-7 (71.4%)	Game: 75.0%

Wisconsin	FG	3FG	FT	O-D-R	PF	PTS	A	T	B	S	MIN
Ryan Evans, f	2-12	1-2	1-2	4-7-11	4	6	0	3	1	1	34
Mike Bruesewitz, f	4-10	2-6	0-0	4-3-7	0	10	1	1	0	2	35
Jared Berggren, f	3-10	1-5	2-8	3-6-9	1	9	3	1	1	0	36
Ben Brust, g	3-7	2-6	0-0	2-1-3	1	8	1	0	0	0	35
Traevon Jackson, g	2-9	0-3	3-4	1-1-2	4	7	3	2	0	1	28
George Marshall	1-4	1-3	1-4	0-0-0	0	4	0	0	0	0	17
Sam Dekker	1-2	1-2	0-0	0-0-0	2	3	0	1	0	1	13
Evan Anderson	0-0	0-0	0-0	0-0-0	0	0	0	1	0	0	2
Team				2-1-3							

**Totals** 16-54 8-27 7-18 16-19-35 12 47 8 9 2 5 200

<b>Total FG%</b>	1st: 10-27 (37.0%)	2nd: 6-27 (22.2%)	Game: 29.6%
<b>3-Pt FG%</b>	1st: 6-17 (35.3%)	2nd: 2-10 (20.0%)	Game: 29.6%
<b>F Throw%</b>	1st: 2-5 (40.0%)	2nd: 5-13 (38.5%)	Game: 38.9%

**Officials:** Terry Wymer, Gene Statore, Eric Curry

**Attendance:** 17,249

**Halftime Score:** WIS 28-27

**Key Moment:** George Marshall hit a shot clock buzzer-beating 3-pointer to give UW a 39-37 lead with 11:49 remaining. MSU responded with a 6-0 run and never relinquished the lead after that.

**Notes:** MSU's 49 points were the fewest it had scored in a victory since beating Michigan, 43-32, on Feb. 17, 1951 ... Keith Appling (19 points) and Branden Dawson (18 points) combined to score 37 of MSU's 49 points ... Dawson scored a then-career-high 18 points, and equaled his career high with 13 rebounds ... MSU out-scored Wisconsin, 20-10, in the paint ... MSU took a 41-39 lead with 10:03 remaining, and never lost it, despite just scoring eight points in the rest of the game. The Spartans scored just two points in the final 6:55, but never relinquished the lead ... Michigan State won its second straight game at Kohl Center after losing eight straight in Madison ... Michigan State won its fourth straight game against Wisconsin, equaling the longest Big Ten streak against Bo Ryan ... MSU hit 9-of-12 free throws, while Wisconsin made just 7-of-18.

<b>#21</b>	<b>#7/8 Indiana</b> .....75
	<b>#13/11 Michigan State</b> .....70
	Jan. 27, 2013 • Bloomington, Ind. • Assembly Hall

Michigan State	FG	3FG	FT	O-D-R	PF	PTS	A	T	B	S	MIN
Branden Dawson, g	6-10	0-0	0-0	3-5-8	0	12	2	3	0	4	34
Adreian Payne, f	7-10	3-4	1-2	2-7-9	2	18	0	3	1	1	33
Derrick Nix, c	4-8	0-0	0-0	4-1-5	4	8	6	2	0	2	31
Keith Appling, g	1-4	1-2	0-0	0-2-2	5	3	0	4	0	0	19
Gary Harris, g	6-13	5-10	4-4	1-1-2	4	21	2	0	0	2	33
Alex Gauna	0-1	0-0	0-0	0-0-0	0	0	0	0	0	0	2
Matt Costello	0-0	0-0	0-0	0-0-0	0	0	0	0	0	0	0+
Travis Trice	3-12	2-5	0-0	1-1-2	2	8	5	0	1	0	30
Denzel Valentine	0-2	0-2	0-0	0-2-2	1	0	1	1	0	1	18
Team				1-1-2							

**Totals** 27-60 11-23 5-6 12-20-32 18 70 16 19 1 11 200

<b>Total FG%</b>	1st: 14-32 (43.8%)	2nd: 13-28 (46.4%)	Game: 45.0%
<b>3-Pt FG%</b>	1st: 5-10 (50.0%)	2nd: 6-13 (46.2%)	Game: 47.8%
<b>F Throw%</b>	1st: 5-6 (83.3%)	2nd: 0-0 (0.0%)	Game: 83.3%

Indiana	FG	3FG	FT	O-D-R	PF	PTS	A	T	B	S	MIN
Christian Watford, f	5-9	1-3	1-2	1-5-6	1	12	0	3	0	0	31
Cody Zeller, f	2-7	0-0	5-6	1-6-7	3	9	1	2	1	0	33
Jordan Hulls, g	3-8	3-8	1-2	0-1-1	1	10	4	2	0	0	31
Victor Oladipo, g	4-12	1-2	4-6	4-3-7	3	21	1	3	3	6	30
Kevin Ferrell, g	8-9	1-5	2-2	0-1-1	0	11	3	3	0	1	31
Will Sheehy	3-4	2-2	0-2	2-1-3	1	8	0	2	0	1	23
H. Mosquera-Perea	0-1	0-0	0-0	0-2-2	1	0	0	0	0	0	7
Maurice Creek	0-1	0-1	0-0	0-0-0	3	0	0	1	0	0	5
Remy Abell	2-2	0-0	0-0	0-0-0	0	4	0	0	0	0	6
Jeremy Hollowell	0-0	0-0	0-0	0-0-0	0	0	1	0	0	1	3
Team				2-2-4							

**Totals** 27-53 8-21 13-20 10-21-31 13 75 10 16 4 9 200

<b>Total FG%</b>	1st: 17-28 (60.7%)	2nd: 10-25 (40.0%)	Game: 50.9%
<b>3-Pt FG%</b>	1st: 6-12 (50.0%)	2nd: 2-9 (22.2%)	Game: 38.1%
<b>F Throw%</b>	1st: 4-7 (57.1%)	2nd: 9-13 (69.2%)	Game: 65.0%

**Officials:** Mike Kitts, Bo Boroski, John Higgins

**Attendance:** 17,472

**Halftime Score:** IU 44-38

**Key Moment:** Indiana led 72-70 with less than three minutes left. MSU missed two shots but grabbed both offensive rebounds. On the second one, Nix appeared to have been fouled but was called for traveling, giving the ball back to Indiana. Cody Zeller scored on a layup with 1:38 remaining, pushing the lead out to 74-70.

**Notes:** Adreian Payne hit a career-best three 3-pointers in four attempts. Previously, he had never attempted more than one 3-pointer in a game ... Gary Harris recorded his second career 20-point game, leading MSU with 21 points ... Derrick Nix dished out a career-best six assists ... Michigan State made 11 3-pointers, the most it had made in a game since making 12 against Bowling Green on Dec. 4, 2010 ... Indiana's 44 first-half points were the most points any opponent had scored in the first half this season ... Indiana became just the second Big Ten opponent to shoot over 50 percent (.509) against the Spartans, as MSU lost both of those games ... Michigan State attempted a season-low six free throws ... After six straight games with 13 or fewer turnovers, MSU recorded 19.



## 2012-13 BOX SCORES

## #22 #13/9 Michigan State . . . . .80 #11 Illinois . . . . .75 Jan. 31, 2013 • East Lansing, Mich. • Breslin Center

Michigan State	FG	3FG	FT	O-R	Pf	Pts	A	T	B	S	MIN
Alex Gauna, f	0-1	0-0	0-0	0-0-0	0	0	0	0	0	0	5
Adreian Payne, f	3-6	1-3	1-2	1-5-6	3	8	3	2	2	0	38
Keith Appling, g	7-12	2-4	8-12	0-8-8	3	24	7	2	1	0	38
Gary Harris, g	5-7	3-5	1-3	0-1-1	0	14	0	4	0	3	25
Brandon Dawson, g	4-5	0-1	4-4	3-6-9	3	12	3	0	0	0	29
Russell Byrd	0-0	0-0	0-0	0-0-0	0	0	0	0	0	0	7
Matt Costello	0-1	0-0	0-0	0-0-0	0	0	0	0	0	0	4
Travis Trice	0-2	0-1	0-1	0-1-1	0	0	0	0	0	0	11
Derrick Nix	2-4	0-0	4-4	1-1-1	2	8	0	1	0	0	24
Denzel Valentine	4-4	0-0	6-8	2-1-3	4	14	2	1	0	1	19
Team				1-3-4							
<b>Totals</b>	<b>25-42</b>	<b>6-14</b>	<b>24-34</b>	<b>8-25-33</b>	<b>15</b>	<b>80</b>	<b>15</b>	<b>14</b>	<b>3</b>	<b>4</b>	<b>200</b>
<b>Total FG%</b>	1st: 11-26 (42.3%)	2nd: 14-16 (87.5%)	Game: 59.5%								
<b>3-Pt FG%</b>	1st: 4-11 (36.4%)	2nd: 2-3 (66.7%)	Game: 42.9%								
<b>F Throw%</b>	1st: 1-2 (50.0%)	2nd: 23-32 (71.9%)	Game: 70.6%								

Illinois	FG	3FG	FT	O-R	Pf	Pts	A	T	B	S	MIN
Sam McLaurin, f	3-3	0-0	1-2	3-0-3	3	7	0	1	0	2	24
D.J. Richardson, g	4-12	3-8	3-4	0-2-2	2	14	3	1	0	2	38
Brandon Paul, g	5-10	2-6	1-2	1-2-3	3	13	3	0	0	0	24
Tracy Abrams, g	4-12	2-6	6-6	0-5-5	3	16	6	2	0	4	31
Nnanna Egwu, c	3-9	0-0	0-0	0-1-1	5	6	0	1	1	0	25
Joseph Bertrand	3-7	0-1	0-0	2-2-4	3	6	0	0	0	0	26
Mike LaTulip	0-0	0-0	0-0	0-0-0	0	0	0	0	0	0	1
Myke Henry	4-6	2-4	1-1	2-0-2	4	11	0	0	1	1	21
Tyler Griffey	1-1	0-0	0-0	1-1-2	3	2	0	0	0	0	10
Team				1-1-2							
<b>Totals</b>	<b>27-60</b>	<b>9-25</b>	<b>12-15</b>	<b>10-14-24</b>	<b>26</b>	<b>75</b>	<b>12</b>	<b>8</b>	<b>2</b>	<b>9</b>	<b>200</b>
<b>Total FG%</b>	1st: 16-33 (48.5%)	2nd: 11-27 (40.7%)	Game: 45.0%								
<b>3-Pt FG%</b>	1st: 5-14 (35.7%)	2nd: 4-11 (36.4%)	Game: 36.0%								
<b>F Throw%</b>	1st: 0-1 (0.0%)	2nd: 12-14 (85.7%)	Game: 80.0%								

Officials: Ed Hightower, Mike Eades, Larry Sciotto

Attendance: 14,797

Halftime Score: ILL 37-27

**Key Moment:** MSU trailed 37-27 at the half, but opened the second half on a 14-0 run over the first 4:04 and never trailed again. Illinois had just one first-half turnover, but committed four in the Spartan surge.

**Notes:** The Spartans shot twice as well in the second half (.875) as they did in the first half (.423) ... The two teams combined for three free throw attempts in the first half and 46 in the second half ... Keith Appling scored 19 of his game-high 24 points in the second half, and scored or assisted on 11 of MSU's 14 second-half field goals ... Denzel Valentine scored a season-high 14 points ... MSU committed nine first-half turnovers, compared to just one for Illinois. In the second half, the Spartans had just five and the Illini had seven ... Adreian Payne played a career-high 38 minutes, marking his fourth straight game playing more than 30 minutes ... Keith Appling, Adreian Payne and Derrick Nix all played 20 second-half minutes.

## #23 #12/8 Michigan State . . . . .61 #18/18 Minnesota . . . . .50 Feb. 6, 2013 • East Lansing, Mich. • Breslin Center

Michigan State	FG	3FG	FT	O-R	Pf	Pts	A	T	B	S	MIN
Derrick Nix, f	2-6	0-0	2-2	0-5-5	4	6	3	0	0	0	32
Adreian Payne, f	2-5	0-0	7-8	0-7-7	0	11	1	1	2	1	27
Keith Appling, g	5-10	3-4	1-2	0-4-4	3	14	3	1	0	3	36
Gary Harris, g	5-11	4-8	1-1	0-2-2	2	15	4	2	0	1	36
Brandon Dawson, g	3-6	0-0	1-5	1-2-3	1	7	1	0	0	1	26
Russell Byrd	0-2	0-2	0-0	0-0-0	1	0	0	0	0	0	4
Alex Gauna	0-1	0-0	0-0	1-0-1	1	0	0	0	0	0	11
Matt Costello	0-0	0-0	0-0	1-1-2	0	0	0	0	0	0	7
Denzel Valentine	3-5	2-4	0-2	2-1-3	2	8	0	1	0	0	21
Team				0-1-1							
<b>Totals</b>	<b>20-46</b>	<b>9-18</b>	<b>12-20</b>	<b>5-23-28</b>	<b>14</b>	<b>61</b>	<b>12</b>	<b>5</b>	<b>3</b>	<b>9</b>	<b>200</b>
<b>Total FG%</b>	1st: 6-25 (24.0%)	2nd: 14-21 (66.7%)	Game: 43.5%								
<b>3-Pt FG%</b>	1st: 4-9 (44.4%)	2nd: 5-9 (55.6%)	Game: 50.0%								
<b>F Throw%</b>	1st: 2-4 (50.0%)	2nd: 10-16 (62.5%)	Game: 60.0%								

Minnesota	FG	3FG	FT	O-R	Pf	Pts	A	T	B	S	MIN
Andre Hollins, g	4-11	3-7	0-0	0-2-2	3	11	0	3	0	0	30
Joe Coleman, g	3-10	1-1	2-2	2-0-2	2	9	2	2	0	0	33
Austin Hollins, g	3-13	0-7	2-4	2-4-6	2	8	3	3	0	1	29
Trevor Mbakwe, f	3-5	0-0	3-4	4-10-14	4	9	0	1	1	1	27
Rodney Williams, f	3-5	1-2	2-4	2-2-4	3	9	0	1	2	0	29
Julian Welch	1-1	0-0	0-1	1-1-2	0	2	0	0	0	0	7
Wally Ellenson	0-1	0-0	0-0	0-0-0	0	0	0	0	0	0	4
Oto Osenieks	0-0	0-0	0-0	0-2-2	0	0	1	1	0	0	9
Maverick Ahanmisi	0-1	0-0	0-0	0-0-0	0	0	0	0	0	0	7
Maurice Walker	0-1	0-0	0-0	0-0-0	0	0	0	0	0	0	6
Andre Ingram	0-0	0-0	0-0	0-1-1	1	0	0	1	0	0	7
Elliott Eliason	1-1	0-0	0-0	0-3-3	2	2	2	0	0	0	12
Team				1-1-2							
<b>Totals</b>	<b>18-49</b>	<b>5-17</b>	<b>9-15</b>	<b>12-26-38</b>	<b>17</b>	<b>50</b>	<b>8</b>	<b>12</b>	<b>3</b>	<b>2</b>	<b>200</b>
<b>Total FG%</b>	1st: 8-21 (38.1%)	2nd: 10-28 (35.7%)	Game: 36.7%								
<b>3-Pt FG%</b>	1st: 3-7 (42.9%)	2nd: 2-10 (20.0%)	Game: 29.4%								
<b>F Throw%</b>	1st: 1-2 (50.0%)	2nd: 8-13 (61.5%)	Game: 60.0%								

Officials: Mike Kitts, Gene Steratore, Lamont Simpson

Attendance: 14,797

Halftime Score: MINN 20-18

**Key Moment:** MSU trailed 25-20 just over two minutes into the second half. The Spartans then exploded on a 21-4 run over the next 7:06, hitting five 3-pointers during the run.

**Notes:** Nine of MSU's 20 field goals (45.0 percent) were 3-pointers, marking the highest percentage of the season ... Tom Izzo called Gary Harris' 15-point, 4-assist, 4-of-8 from 3-point range performance while playing with back spasms, "one of the guttier performances in my career" ... MSU committed just five turnovers for the game, including none in the first half, marking its lowest total since committing five in a win at Minnesota last season (2/22) ... MSU held a 19-4 edge in points off turnovers ... Minnesota out-rebounded MSU for the second time on the season (38-28) ... Adreian Payne missed 5:38 of the contest midway through the second half while having a severely bloody nose attended to in the training room. He scored all 11 of his points in the game's final 5:13 after returning ... Travis Trice missed the contest due to concussion-like symptoms.



## 2012-13 BOX SCORES

#24	#12/8 Michigan State	78
Purdue	65	
Feb. 9, 2013 • West Lafayette, Ind. • Mackey Arena		

Michigan State	FG	3FG	FT	O-D-R	PF	PTS	A	T	B	S	MIN
Derrick Nix, f	6-11	0-0	5-7	2-2-4	2	17	2	1	0	3	32
Adreian Payne, f	5-10	0-2	2-2	2-4-6	4	12	0	0	0	2	26
Keith Appling, g	5-10	2-3	5-7	0-1-1	3	17	2	2	0	1	27
Gary Harris, g	3-6	2-3	0-0	1-2-3	4	8	1	1	0	3	24
Brandon Dawson, f	7-9	0-0	6-6	1-2-3	3	20	0	3	1	2	31
Russell Byrd	0-3	0-3	0-0	1-0-1	3	0	0	0	0	0	15
Alex Gauna	0-0	0-0	0-0	0-1-1	1	0	0	0	0	1	8
Matt Costello	0-1	0-0	2-2	0-1-1	2	2	0	0	0	1	13
Trevor Bohnhoff	0-0	0-0	0-0	0-0-0	0	0	0	0	0	0	+
Keenan Wetzel	0-0	0-0	0-0	0-0-0	0	0	0	0	0	0	+
Dan Chapman	0-0	0-0	0-0	0-0-0	0	0	0	0	0	0	+
Denzel Valentine	1-5	0-1	0-0	1-5-6	2	2	4	2	0	0	24
Team				2-3-5							

**Totals** 27-55 4-12-20-24 10-21-31 24 78 9 9 1 13 200

**Total FG%** 1st: 13-28 (46.4%) 2nd: 14-27 (51.9%) Game: 49.1%

**3-Pt FG%** 1st: 3-7 (42.9%) 2nd: 1-5 (20.0%) Game: 33.3%

**F Throw%** 1st: 2-2 (100.0%) 2nd: 18-22 (81.8%) Game: 83.3%

Purdue	FG	3FG	FT	O-D-R	PF	PTS	A	T	B	S	MIN
Donnie Hale, f	3-4	0-0	0-1	1-2-3	2	6	0	0	1	0	24
A.J. Hammons, f	3-8	0-0	7-9	4-4-8	0	13	0	1	2	2	34
D.J. Byrd, f	0-1	0-1	0-0	0-1-1	5	0	1	4	0	0	22
Terone Johnson, g	7-12	1-2	5-9	0-1-1	2	20	4	5	0	2	33
Ronnie Johnson, g	5-11	0-0	5-6	0-3-3	3	15	8	3	0	0	38
Anthony Johnson	1-2	0-0	1-1	0-2-2	0	3	0	0	0	0	10
Jacob Lawson	0-1	0-0	0-0	1-0-1	0	0	0	0	0	0	2
Rapheal Davis	0-3	0-2	4-8	1-3-4	3	4	1	1	0	0	25
Travis Carrol	0-0	0-0	0-0	1-0-1	0	0	0	0	0	0	5
Sandi Marcus	2-2	0-0	0-0	0-2-2	4	4	0	0	1	0	7
Team				0-1-1							

**Totals** 21-44 1-5-22-34 8-19-27 19 65 14 14 4 4 200

**Total FG%** 1st: 8-20 (40.0%) 2nd: 13-24 (54.2%) Game: 47.7%

**3-Pt FG%** 1st: 1-3 (33.3%) 2nd: 0-2 (0.0%) Game: 20.0%

**F Throw%** 1st: 6-9 (66.7%) 2nd: 16-25 (64.0%) Game: 64.7%

**Officials:** Ed Hightower, Terry Oglesby, Paul Szec

**Attendance:** 14,845 **Halftime Score:** MSU 31-23

**Key Moment:** Purdue scored the first basket of the second half to pull within six. MSU answered with a 10-1 run to extend its lead out to 41-26. Brandon Dawson scored eight of his career-high 20 points during the run.

**Notes:** Gary, Ind., native Brandon Dawson scored a career-high 20 points, hitting 7-of-9 shots from the field, and 6-of-6 from the foul line ... Keith Appling scored 14 of his 17 points, and Derrick Nix scored 11 of his 17 in the second half ... MSU posted single-digit turnovers (9) for the second straight game, committing just three in the second half ... With its fifth straight win over Purdue, Michigan State equaled its longest win streak in the series.

#25	#8/8 Michigan State	75
#4/5 Michigan	52	
Feb. 12, 2013 • East Lansing, Mich. • Breslin Center		

Michigan State	FG	3FG	FT	O-D-R	PF	PTS	A	T	B	S	MIN
Derrick Nix, f	6-9	0-0	2-2	2-3-5	2	14	3	0	0	3	29
Adreian Payne, f	2-5	0-0	0-0	2-2-4	2	4	2	2	1	1	30
Keith Appling, g	4-14	1-6	2-5	1-6-7	3	11	1	1	0	0	32
Gary Harris, g	6-13	5-9	0-0	2-2-4	1	17	3	0	0	3	29
Brandon Dawson, g	5-9	0-0	0-1	3-0-3	1	10	3	1	1	2	26
Russell Byrd	0-1	0-1	0-0	0-0-0	0	0	0	0	0	0	6
Emmett Dacey	0-1	0-1	0-0	0-0-0	0	0	0	0	0	0	1
Alex Gauna	1-1	0-0	1-4	0-1-1	1	3	1	0	0	2	8
Matt Costello	3-3	0-0	2-2	2-4-6	1	8	0	1	0	0	11
Trevor Bohnhoff	0-0	0-0	1-2	1-0-1	0	1	0	0	0	0	1
Dan Chapman	0-1	0-1	0-0	0-0-0	0	0	0	0	0	0	2
Bella Sibedwo	0-0	0-0	0-0	0-0-0	0	1	0	0	0	0	1
Denzel Valentine	3-5	1-2	0-1	1-8-9	3	7	4	3	1	1	24
Team				0-1-1							

**Totals** 30-62 7-20 8-17 14-27-41 14 75 18 8 3 9 200

**Total FG%** 1st: 16-30 (53.3%) 2nd: 14-32 (43.8%) Game: 48.4%

**3-Pt FG%** 1st: 3-8 (37.5%) 2nd: 4-12 (33.3%) Game: 35.0%

**F Throw%** 1st: 3-6 (50.0%) 2nd: 5-11 (45.5%) Game: 47.1%

Michigan	FG	3FG	FT	O-D-R	PF	PTS	A	T	B	S	MIN
Glenn Robinson III, f	1-4	0-1	0-0	2-0-2	1	2	1	1	0	1	21
Trey Burke, g	7-11	3-5	1-1	0-2-2	4	18	4	2	0	3	30
Mitch McGary, f	2-5	0-0	0-0	2-4-4	0	4	1	4	0	0	26
Tim Hardaway Jr., g	1-11	0-5	0-0	0-2-4	1	2	0	1	0	0	32
Nik Stauskas, g	4-8	2-4	0-0	1-2-3	0	10	0	2	0	0	27
Spike Albrecht	2-4	1-1	0-0	0-1-1	0	5	0	1	1	0	15
Eso Akunne	1-3	0-0	0-0	0-2-2	0	2	0	0	0	0	6
Matt Vogrich	0-1	0-1	0-0	0-0-0	0	0	0	0	0	0	3
Jon Horford	0-0	0-0	0-0	0-1-1	4	0	0	2	0	1	6
Josh Bartelstein	0-0	0-0	0-0	0-0-0	1	0	0	0	0	0	1
Blake McLimans	0-0	0-0	1-2	0-3-3	0	1	0	1	0	0	3
Caris LeVert	1-4	0-2	0-0	0-2-2	3	2	0	0	0	0	9
Corey Person	1-1	0-0	1-1	0-0-0	1	3	0	0	0	0	2
Max Bielfeldt	1-1	0-0	0-0	1-1-2	0	2	0	0	0	0	10
Jordan Morgan	0-0	0-0	1-2	0-2-2	1	1	0	2	0	0	9
Team				0-2-2							

**Totals** 21-53 6-19 4-6 6-24-30 16 52 6 16 1 5 200

**Total FG%** 1st: 10-24 (41.7%) 2nd: 11-29 (37.9%) Game: 39.6%

**3-Pt FG%** 1st: 3-11 (27.3%) 2nd: 3-8 (37.5%) Game: 31.6%

**F Throw%** 1st: 1-2 (50.0%) 2nd: 4-7 (57.0%) Game: 66.7%

**Officials:** Terry Wymer, Tom Eades, Bo Boroski

**Attendance:** 14,797 **Halftime Score:** MSU 38-24

**Key Moment:** Leading 15-12 midway through the first half, the Spartans used a 20-7 run over nearly 10 minutes to take a commanding 35-19 lead. The game was never in single digits after that.

**Notes:** This was the first time in 170 meetings where both Michigan State (#8) and Michigan (#4) were ranked in the Top 10 ... The 23-point margin of victory was the largest for the Spartans in the series since Jan. 30, 2002 (71-44, 27 points) ... Michigan State held Michigan to a season-low 52 points ... Michigan State held a 41-30 advantage on the glass and an 18-4 edge in second-chance points ... At #4 in The Associated Press Top 25, this was the highest ranked Michigan squad Michigan State had ever defeated, having previously defeated #6 Michigan in 1986 ... Michigan State was led in rebounding by its two point guards as reserve Denzel Valentine had nine and Keith Appling had seven ... MSU committed just eight turnovers compared to 16 for Michigan. The Wolverines entered the game with a conference-best +3.0 turnover margin.



## 2012-13 BOX SCORES



**Branden Dawson had contagious energy in a 75-52 win over Michigan.**



**Denzel Valentine showed his versatility with seven points, nine rebounds and four assists vs. Michigan.**

#26

#8/8 Michigan State .....73  
Nebraska .....64  
Feb. 16, 2013 • Lincoln, Neb. • Devaney Center

Michigan State	FG	3FG	FT	O-D-R	PF	PTS	A	T	B	S	MIN
Derrick Nix, f	4-9	0-0	5-6	3-8-11	0	13	1	1	0	1	31
Adreian Payne, f	4-8	0-2	7-8	5-9-14	3	15	1	2	3	1	35
Keith Appling, g	3-11	1-7	9-10	0-1-1	1	16	4	4	3	0	38
Gary Harris, g	5-6	2-3	2-4	0-1-1	4	14	0	2	0	1	26
Branden Dawson, g	2-5	0-0	0-0	2-2-4	1	4	0	3	4	0	28
Russell Byrd	0-0	0-0	0-1	0-0-0	1	0	0	0	0	0	2
Alex Gauna	0-0	0-0	0-0	0-1-1	1	0	0	0	0	0	8
Matt Costello	2-2	0-0	0-0	0-2-2	2	4	0	0	2	0	8
Denzel Valentine	3-4	1-1	0-0	1-6-7	0	7	2	1	0	0	24
Team				1-0-1				2			
<b>Totals</b>	<b>23-45</b>	<b>4-13</b>	<b>23-29</b>	<b>12-30-42</b>	<b>13</b>	<b>73</b>	<b>8</b>	<b>15</b>	<b>12</b>	<b>3</b>	<b>200</b>

<b>Total FG%</b>	1st: 11-25 (44.0%)	2nd: 12-20 (60.0%)	Game: 51.1%
<b>3-Pt FG%</b>	1st: 2-7 (28.6%)	2nd: 2-6 (33.3%)	Game: 30.8%
<b>F Throw%</b>	1st: 5-5 (100.0%)	2nd: 18-24 (75.0%)	Game: 79.3%

Nebraska	FG	3FG	FT	O-D-R	PF	PTS	A	T	B	S	MIN
Brandon Ubel, f	3-5	1-1	0-0	1-3-4	4	7	3	2	1	1	36
Shavon Shields, f	7-13	3-3	2-2	5-8-13	1	19	1	0	0	2	40
David Rivers, g	3-10	0-1	1-1	2-0-2	4	7	0	0	0	1	38
Ray Gallegos, g	0-13	0-10	1-2	0-0-0	1	1	2	0	0	2	34
Dylan Talley, g	8-16	4-9	8-8	0-1-1	4	28	2	2	0	1	31
Benny Parker	1-1	0-0	0-0	1-0-1	2	2	1	2	0	0	15
Jordan Tyrance	0-0	0-0	0-0	0-0-0	2	0	0	0	0	0	0+
Andre Almeida	0-4	0-0	0-0	2-0-2	2	0	0	1	0	0	6
Team				0-1-1							
<b>Totals</b>	<b>22-62</b>	<b>8-24</b>	<b>12-13</b>	<b>11-13-24</b>	<b>20</b>	<b>64</b>	<b>9</b>	<b>7</b>	<b>1</b>	<b>7</b>	<b>200</b>

<b>Total FG%</b>	1st: 9-28 (32.1%)	2nd: 13-34 (38.2%)	Game: 35.5%
<b>3-Pt FG%</b>	1st: 4-12 (33.3%)	2nd: 4-12 (33.3%)	Game: 33.3%
<b>F Throw%</b>	1st: 2-3 (66.7%)	2nd: 10-10 (100.0%)	Game: 92.3%

**Officials:** Lamont Simpson, Paul Szelc, Gerald Williams

**Attendance:** 12,202

**Halftime Score:** MSU 29-24

**Key Moment:** Nebraska pulled within one point at 41-40 with 14:17 remaining. The Spartans then went on a 20-6 run over the next 10:22 to put the contest away.

**Notes:** Michigan State blocked a season-high 12 shots, good for the second-best single-game total in school history, and equaling the best in a Big Ten game ... Adreian Payne (15 points, 14 rebounds) and Derrick Nix (13 points, 11 rebounds) each recorded their first double-doubles of the Big Ten season ... Adreian Payne grabbed a career-best 14 rebounds ... After totaling four points and 13 rebounds in the first half, Derrick Nix and Adreian Payne totaled 24 points and 12 rebounds in the second half ... Keith Appling scored his 1,000th-career point on a free throw at the 12:50 mark of the second half, becoming the 43rd player in MSU history to reach the milestone and the 29th to accomplish it in three seasons.

## 2012-13 BOX SCORES

**#27** #1/1 Indiana .....72  
 #4/5 Michigan State .....68  
 Feb. 19, 2013 • East Lansing, Mich. • Breslin Center

Michigan State	FG	3FG	FT	O-D-R	PF	PTS	A	T	B	S	MIN
Adreian Payne, f	6-8	3-3	2-2	0-7-7	4	17	1	0	2	0	25
Keith Appling, g	1-8	0-4	4-7	0-3-3	1	6	2	4	0	1	36
Gary Harris, g	6-13	1-5	6-9	1-0-1	2	19	1	2	0	3	35
Brandon Dawson, g	4-8	0-0	0-0	2-2-4	2	8	0	3	0	0	23
Derrick Nix, f	4-8	0-0	0-0	2-3-5	2	8	3	1	0	1	32
Alex Gauna	1-1	0-0	0-0	0-1-1	1	2	0	0	0	0	8
Matt Costello	0-1	0-0	2-3	1-1-2	2	2	1	0	3	1	8
Travis Trice	0-3	0-1	0-0	0-1-1	0	0	1	0	1	0	6
Denzel Valentine	2-6	0-2	2-2	4-3-7	1	6	3	1	2	0	27
Team				3-2-5							1
<b>Totals</b>	<b>24-56</b>	<b>4-15</b>	<b>16-23</b>	<b>13-23-36</b>	<b>15</b>	<b>68</b>	<b>12</b>	<b>12</b>	<b>7</b>	<b>7</b>	<b>200</b>

<b>Total FG%</b>	1st: 11-25 (44.0%)	2nd: 13-31 (41.9%)	Game: 42.9%
<b>3-Pt FG%</b>	1st: 2-9 (22.2%)	2nd: 2-6 (33.3%)	Game: 26.7%
<b>F Throw%</b>	1st: 6-9 (66.7%)	2nd: 10-14 (71.4%)	Game: 69.6%

Indiana	FG	3FG	FT	O-D-R	PF	PTS	A	T	B	S	MIN
Jordan Hulls, g	4-7	4-6	0-0	0-3-3	2	12	3	2	0	0	34
Christian Watford, f	4-10	2-5	2-4	1-2-3	4	12	2	2	0	1	34
Victor Oladipo, g	7-11	1-3	4-4	2-7-9	2	19	0	1	1	5	30
Kevin (Yogi) Ferrell, g	3-9	0-1	0-2	2-1-3	3	6	5	2	0	1	29
Cody Zeller, f	7-16	0-0	3-3	1-4-5	2	17	1	1	2	0	33
Will Sheehy	1-5	0-2	0-0	1-2-3	4	2	1	1	1	0	21
H. Mosquera-Perea	0-0	0-0	0-0	0-1-1	0	0	0	0	0	0	3
Maurice Creek	0-0	0-0	0-0	0-0-0	0	0	0	0	0	0	2
Remy Abell	0-1	0-0	1-2	0-0-0	0	1	0	0	0	0	5
Derek Elston	1-1	1-1	0-0	0-0-0	2	3	0	0	0	0	6
Jeremy Hollowell	0-1	0-0	0-0	1-0-1	0	0	0	1	0	0	3
Team				4-3-7							
<b>Totals</b>	<b>27-61</b>	<b>8-18</b>	<b>10-15</b>	<b>12-23-35</b>	<b>19</b>	<b>72</b>	<b>12</b>	<b>10</b>	<b>4</b>	<b>7</b>	<b>200</b>

<b>Total FG%</b>	1st: 13-31 (41.9%)	2nd: 14-30 (46.7%)	Game: 44.3%
<b>3-Pt FG%</b>	1st: 5-12 (41.7%)	2nd: 3-5 (50.0%)	Game: 44.4%
<b>F Throw%</b>	1st: 5-7 (71.4%)	2nd: 5-8 (62.5%)	Game: 66.7%

**Officials:** Pat Driscoll, Ted Valentine, Larry Sciotto

**Attendance:** 14,797

**Halftime Score:** IU 36-30

**Key Moment:** MSU held a 67-63 lead in the final two minutes. Christian Watford then scored on a three-point play, pulling IU within a single point. On MSU's next possession, Keith Appling missed the front end of a one-and-one, and Victor Oladipo had a go-ahead tip-in with 43 seconds remaining.

**Notes:** MSU fell to 3-19 all-time against teams ranked No. 1 in The Associated Press Top 25 ... The game marked the first time that two Top-5 teams (IU-#1, MSU-#4) had ever met in East Lansing ... The second half saw eight lead changes ... Travis Trice saw his first action (6 minutes) since Jan. 31, having missed four games with concussion-like symptoms ... With a team-high 19 points, freshman Gary Harris averaged 20.0 ppg in two games against the home-state Hoosiers ... Freshman Matt Costello recorded a season-high three blocks in eight minutes of action.

**#28** #18/18 Ohio State .....68  
 #4/5 Michigan State .....60  
 Feb. 24, 2013 • Columbus, Ohio • Value City Arena

Michigan State	FG	3FG	FT	O-D-R	PF	PTS	A	T	B	S	MIN
Derrick Nix, f	3-6	0-0	6-8	1-5-6	4	12	2	2	0	0	31
Adreian Payne, f	5-10	0-2	2-2	5-10-15	4	12	0	3	1	1	33
Brandon Dawson, f	3-6	0-0	2-4	1-2-3	0	8	1	2	0	1	25
Keith Appling, g	1-6	0-2	1-2	0-1-1	1	3	1	3	0	1	34
Gary Harris, g	5-9	1-3	3-4	0-2-2	2	14	5	1	0	1	36
Alex Gauna	0-0	0-0	0-0	0-0-0	0	0	0	1	0	0	2
Matt Costello	1-1	0-0	0-0	0-0-0	2	2	0	0	0	0	5
Travis Trice	0-2	0-1	2-2	1-0-1	1	2	1	1	0	2	11
Denzel Valentine	3-6	1-3	0-0	0-2-3	4	7	2	1	0	0	23
Team				0-2-2							
<b>Totals</b>	<b>21-46</b>	<b>2-11</b>	<b>16-22</b>	<b>8-25-33</b>	<b>18</b>	<b>60</b>	<b>12</b>	<b>14</b>	<b>1</b>	<b>6</b>	<b>200</b>

<b>Total FG%</b>	1st: 13-26 (50.0%)	2nd: 8-20 (40.0%)	Game: 45.7%
<b>3-Pt FG%</b>	1st: 1-7 (14.3%)	2nd: 1-4 (25.0%)	Game: 18.2%
<b>F Throw%</b>	1st: 4-7 (57.1%)	2nd: 12-15 (80.0%)	Game: 79.3%

Indiana	FG	3FG	FT	O-D-R	PF	PTS	A	T	B	S	MIN
Deshaun Thomas, f	4-16	2-7	4-4	1-6-7	2	14	0	1	0	0	36
Sam Thompson, f	3-4	1-2	1-3	0-1-1	2	8	0	1	0	0	30
Amir Williams, c	1-2	0-0	1-1	0-3-3	4	3	0	2	0	0	22
Aaron Craft, g	7-12	0-2	7-8	0-3-3	2	21	6	2	0	1	36
Lenzele Smith Jr., g	2-5	1-3	0-0	0-2-2	1	5	1	1	0	0	22
Shannon Scott	1-4	0-1	0-0	0-1-1	2	2	1	1	0	2	22
LaQuinton Ross	2-4	1-3	0-0	1-2-3	0	5	0	0	0	0	14
Evan Ravenel	2-3	0-0	6-7	2-3-5	3	10	0	1	1	1	18
Team				1-0-1							
<b>Totals</b>	<b>22-50</b>	<b>5-18</b>	<b>19-23</b>	<b>5-21-26</b>	<b>16</b>	<b>68</b>	<b>8</b>	<b>9</b>	<b>1</b>	<b>4</b>	<b>200</b>

<b>Total FG%</b>	1st: 10-29 (34.5%)	2nd: 12-21 (57.1%)	Game: 44.0%
<b>3-Pt FG%</b>	1st: 1-11 (9.1%)	2nd: 4-7 (57.1%)	Game: 27.8%
<b>F Throw%</b>	1st: 4-4 (100.0%)	2nd: 15-19 (78.9%)	Game: 82.6%

**Officials:** Larry Sciotto, Gene Steratore, Bo Boroski

**Attendance:** 18,809

**Halftime Score:** MSU 31-25

**Key Moment:** MSU held a 36-27 lead early in the second half. Ohio State's Deshaun Thomas grabbed an offensive rebound and nailed a 3-pointer to spark a 24-5 run.

**Notes:** MSU held a 24-14 advantage in points in the paint in the first half, but was out-scored, 14-10, in the paint in the second half ... MSU's defense held Ohio State to 34.5 percent shooting in the first half, but the Buckeyes shot 57.1 percent in the second half ... Adreian Payne grabbed a career-high 15 rebounds, recording his fifth double-double of the season ... The Spartans made just two 3-point field goals, matching their season low ... Gary Harris dished out a season-high five assists.



# 2012-13 BOX SCORES

**#29** #4/4 Michigan .....58  
 #9/10 Michigan State .....57  
 March 3, 2013 • Ann Arbor, Mich. • Crisler Center

Michigan State	FG	3FG	FT	O-R	Pf	Pts	A	T	B	S	MIN
Adreian Payne, f	6-11	2-5	3-3	6-6	12	4	17	0	4	0	33
Derrick Nix, f	2-9	0-0	3-4	2-6	8	2	7	2	6	0	27
Keith Appling, g	3-9	0-3	3-4	4-2	6	4	9	5	2	1	30
Gary Harris, g	7-16	2-7	0-1	1-3	4	3	16	1	2	0	34
Branden Dawson, g	1-4	0-0	0-0	3-2	5	0	2	0	3	0	24
Alex Gauna	0-0	0-0	0-0	0-0	0	0	0	0	0	0	1
Matt Costello	0-1	0-0	0-0	0-1	1	1	0	0	0	1	14
Travis Trice	2-5	2-4	0-0	1-2	3	1	6	1	0	0	14
Denzel Valentine	0-4	0-3	0-0	0-2	2	0	0	0	1	0	23
Team	2-1-3										
<b>Totals</b>	<b>21-59</b>	<b>6-22</b>	<b>9-12</b>	<b>19-25-44</b>	<b>15</b>	<b>57</b>	<b>9</b>	<b>18</b>	<b>2</b>	<b>3</b>	<b>200</b>
<b>Total FG%</b>	1st: 12-32 (37.5%)			2nd: 9-27 (33.3%)			Game: 35.6%				
<b>3-Pt FG%</b>	1st: 5-11 (45.5%)			2nd: 1-11 (9.1%)			Game: 27.3%				
<b>F Throw%</b>	1st: 2-2 (100.0%)			2nd: 7-10 (70.0%)			Game: 75.0%				

Michigan	FG	3FG	FT	O-R	Pf	Pts	A	T	B	S	MIN
Glenn Robinson III, f	4-6	0-0	0-0	2-1	3	2	8	0	0	0	31
Jordan Morgan, f	2-4	0-0	0-0	3-4	7	5	4	0	0	0	24
Trey Burke, g	8-17	0-3	5-6	0-4	4	1	21	8	2	1	38
Tim Hardaway Jr., g	3-12	0-3	0-0	0-7	7	3	6	2	0	0	38
Nik Stauskas, g	0-0	0-0	0-0	0-0	0	0	0	0	0	0	1
Spike Albrecht	0-2	0-2	0-0	0-2	2	1	0	0	0	0	7
Mitch McGary	4-6	0-0	3-5	3-1	4	2	11	0	2	0	21
Matt Vogrich	0-1	0-1	0-0	0-0	0	0	0	0	0	0	3
Jon Horford	0-0	0-0	0-0	0-0	0	1	0	0	0	0	4
Caris LeVert	4-11	0-3	0-0	1-0	1	2	8	0	0	2	30
Team	1-0-1										
<b>Totals</b>	<b>25-59</b>	<b>0-12</b>	<b>8-11</b>	<b>10-19-29</b>	<b>17</b>	<b>58</b>	<b>10</b>	<b>7</b>	<b>1</b>	<b>11</b>	<b>200</b>
<b>Total FG%</b>	1st: 12-27 (44.4%)			2nd: 13-32 (40.6%)			Game: 42.4%				
<b>3-Pt FG%</b>	1st: 0-6 (0.0%)			2nd: 0-6 (0.0%)			Game: 0.0%				
<b>F Throw%</b>	1st: 4-6 (66.7%)			2nd: 4-5 (80.0%)			Game: 72.7%				

**Officials:** Mike Kitts, Lamont Simpson, Ted Valentine  
**Attendance:** 12,693 **Halftime Score:** MSU 31-28

**Key Moment:** MSU had turned a 52-42 deficit into a 56-56 tie and had possession of the ball with 32 seconds left. Keith Appling dribbled the ball up court, but before he could call timeout, Trey Burke stole the ball and raced down court for the winning dunk.

**Notes:** After holding a 36-22 edge in points in the paint in the first meeting of the season, Michigan State was outscored, 44-26 ... Michigan turned 18 Spartan turnovers into 18 points. MSU committed just eight turnovers in the first game vs. UM ... Michigan State shot a season-low .356 from the field ... MSU's defense held Michigan to zero 3-pointers in 12 attempts ... Michigan State recorded 19 offensive rebounds, grabbing half of their missed shots ... Adreian Payne recorded his second straight double-double with 17 points and a game-high 12 rebounds, helping MSU out-rebound UM, 44-29.

**#30** #10/12 Michigan State .....58  
 #22/21 Wisconsin .....43  
 March 7, 2013 • East Lansing, Mich. • Breslin Center

Michigan State	FG	3FG	FT	O-R	Pf	Pts	A	T	B	S	MIN
Derrick Nix, f	2-10	0-0	1-2	2-1	3	3	5	1	0	0	1
Adreian Payne, f	4-12	0-2	1-1	5-6	11	1	9	1	2	1	30
Keith Appling, g	7-13	1-7	4-5	0-5	3	3	19	1	0	0	29
Gary Harris, g	5-14	1-4	0-0	1-0	1	1	11	2	2	0	30
Branden Dawson, g	1-6	0-0	0-0	2-4	6	2	2	0	1	0	19
Russell Byrd	0-0	0-0	0-0	0-0	0	1	0	0	0	0	2
Emmett Dacey	0-0	0-0	0-0	0-0	0	0	0	0	0	0	1
Alex Gauna	1-1	0-0	0-0	1-1	2	0	2	0	1	0	10
Matt Costello	1-1	0-0	0-0	1-1	2	2	0	0	0	2	11
Trevor Bohnhoff	0-0	0-0	0-0	0-0	0	0	0	0	0	0	1
Keenan Wetzel	0-1	0-1	0-0	0-0	0	0	0	0	0	0	1
Travis Trice	2-3	1-1	0-0	0-5	5	0	5	4	2	0	19
Dan Chapman	0-0	0-0	0-0	0-0	0	0	0	0	0	0	1
Bella Sibedwo	0-1	0-0	0-0	0-0	0	0	0	0	0	0	1
Denzel Valentine	1-3	0-0	1-1	2-2	4	3	3	3	2	0	19
Team	2-1-3										
<b>Totals</b>	<b>24-65</b>	<b>3-15</b>	<b>7-9</b>	<b>16-26-42</b>	<b>16</b>	<b>58</b>	<b>12</b>	<b>10</b>	<b>1</b>	<b>16</b>	<b>200</b>
<b>Total FG%</b>	1st: 10-30 (33.3%)			2nd: 14-35 (40.0%)			Game: 36.9%				
<b>3-Pt FG%</b>	1st: 2-9 (22.2%)			2nd: 1-6 (16.7%)			Game: 20.0%				
<b>F Throw%</b>	1st: 3-4 (75.0%)			2nd: 4-5 (80.0%)			Game: 77.8%				

Wisconsin	FG	3FG	FT	O-R	Pf	Pts	A	T	B	S	MIN
Ben Brust, g	2-7	2-6	4-4	1-3	4	3	10	1	3	0	1
Ryan Evans, g	4-10	0-0	1-2	1-10	11	2	9	1	0	1	24
Traevon Jackson, g	0-4	0-2	0-0	1-1	2	1	0	4	3	0	1
Mike Bruesewitz, f	3-8	1-4	0-0	2-5	7	2	7	1	3	0	28
Jared Berggren, f	2-9	0-4	2-4	3-4	7	1	6	1	4	2	29
George Marshall	1-3	0-2	0-0	0-0	0	1	2	2	0	0	13
Sam Dekker	3-7	1-3	2-5	2-3	5	2	9	1	2	0	23
Evan Anderson	0-0	0-0	0-0	0-0	0	1	0	0	0	0	1
Zak Showalter	0-0	0-0	0-0	0-0	0	0	0	0	1	0	0
Zach Bohannon	0-1	0-0	0-0	0-0	0	0	0	0	0	0	4
Frank Kaminsky	0-2	0-2	0-0	2-1	3	1	0	0	0	0	11
Team	1-0-1										
<b>Totals</b>	<b>15-51</b>	<b>4-23</b>	<b>9-15</b>	<b>13-27-40</b>	<b>14</b>	<b>43</b>	<b>11</b>	<b>17</b>	<b>3</b>	<b>4</b>	<b>200</b>
<b>Total FG%</b>	1st: 7-21 (33.3%)			2nd: 8-30 (26.7%)			Game: 29.4%				
<b>3-Pt FG%</b>	1st: 2-9 (22.2%)			2nd: 2-14 (14.3%)			Game: 17.4%				
<b>F Throw%</b>	1st: 2-4 (50.0%)			2nd: 7-11 (63.6%)			Game: 60.0%				

**Officials:** Mike Sanzere, Pat Driscoll, Mike Eades  
**Attendance:** 14,797 **Halftime Score:** MSU 25-18

**Key Moment:** Wisconsin scored the first basket of the second half to pull within five points at 25-20. MSU responded with a 16-0 run to push the lead out to 41-20. During the run, UW missed 11 straight shots and committed three turnovers.

**Notes:** MSU held Wisconsin to a season-low 43 points. In two games against MSU, Wisconsin totaled just 90 points ... MSU held Wisconsin to 29.4 percent shooting, the Badgers' lowest-percentage since shooting 29.3 percent on March 6, 1999 ... MSU recorded a season-high 16 steals, matching the second-highest total ever by a Spartan team in a Big Ten game, while forcing Wisconsin to commit a season-high 17 turnovers ... MSU held decisive advantages in points in the paint (32-12), points off turnovers (23-4) and fast-break points (15-0) ... Keith Appling scored a game-high 19 points, after totaling just 18 points in MSU's three prior games ... Travis Trice recorded career-highs in steals (6) and rebounds (5) ... After missing all six of his shots in the first half, Gary Harris hit 5-of-8 in the second half ... Tom Izzo became the first Big Ten coach to win five straight games against Bo Ryan.



## 2012-13 BOX SCORES



Travis Trice scored just five points vs. Wisconsin, but stole the show with six steals.



The Spartans wore Nike Hyper Elite uniforms on Senior Day against Northwestern.



Derrick Nix shared Senior Day with his mother Darlis.

**#31** #10/12 Michigan State ..... 71  
Northwestern ..... 61  
March 10, 2013 • East Lansing, Mich. • Breslin Center

Michigan State	FG	3FG	FT	O-D-R	PF	PTS	A	T	B	S	MIN
Derrick Nix, f	5-6	0-0	0-2	0-4-4	2	10	6	2	0	1	33
Adreian Payne, f	4-7	1-2	2-3	1-3-4	2	11	0	1	0	1	21
Keith Appling, g	5-8	1-1	5-7	0-4-4	1	16	2	2	1	0	38
Gary Harris, g	5-8	2-4	0-0	0-0-0	2	12	3	4	1	1	37
Branden Dawson, g	2-3	0-0	2-2	2-4-6	0	6	0	1	0	1	21
Russell Byrd	0-0	0-0	4-4	0-1-1	0	4	0	0	0	0	1
Alex Gauna	1-1	0-0	0-0	1-0-1	0	2	0	0	0	0	6
Matt Costello	0-0	0-0	0-0	0-0-0	0	0	0	0	0	0	6
Travis Trice	2-3	2-3	2-2	0-1-1	0	8	3	0	0	0	23
Denzel Valentine	1-2	0-0	0-0	0-1-1	2	2	2	3	2	0	14
Team				0-2-2							
<b>Totals</b>	<b>25-38</b>	<b>6-10</b>	<b>15-20</b>	<b>4-20-24</b>	<b>9</b>	<b>71</b>	<b>17</b>	<b>12</b>	<b>2</b>	<b>4</b>	<b>200</b>

<b>Total FG%</b>	1st: 15-23 (65.0%)	2nd: 10-15 (66.7%)	Game: 65.8%
<b>3-Pt FG%</b>	1st: 3-5 (60.0%)	2nd: 3-5 (60.0%)	Game: 60.0%
<b>F Throw%</b>	1st: 0-2 (0.0%)	2nd: 15-18 (83.3%)	Game: 75.0%

Northwestern	FG	3FG	FT	O-D-R	PF	PTS	A	T	B	S	MIN
Dave Sobolewski, g	1-6	1-3	0-0	1-2-3	3	3	6	2	0	0	34
Alex Marcotullio, g	4-9	3-8	0-0	1-0-1	5	11	0	1	0	3	35
Reggie Hearn, g	3-11	0-4	2-4	5-3-8	3	8	3	1	0	2	37
Kale Abrahamson, f	6-11	2-5	2-3	2-2-4	3	16	1	0	0	1	34
Alex Olah, c	4-6	0-1	2-2	1-3-4	2	10	1	2	0	0	30
Mike Turner	1-1	0-0	0-0	0-0-0	1	2	2	0	0	0	9
Tre Demps	5-12	1-6	0-0	1-0-1	2	11	1	1	0	0	21
James Montgomery	0-0	0-0	0-0	0-0-0	0	0	0	0	0	0	0+
Team				2-2-4							
<b>Totals</b>	<b>24-56</b>	<b>7-27</b>	<b>6-9</b>	<b>13-12-25</b>	<b>19</b>	<b>61</b>	<b>14</b>	<b>7</b>	<b>0</b>	<b>6</b>	<b>200</b>

<b>Total FG%</b>	1st: 11-25 (44.0%)	2nd: 13-31 (41.9%)	Game: 42.9%
<b>3-Pt FG%</b>	1st: 3-12 (25.0%)	2nd: 4-15 (26.7%)	Game: 25.9%
<b>F Throw%</b>	1st: 1-3 (33.3%)	2nd: 5-6 (83.3%)	Game: 66.7%

**Officials:** Ted Valentine, Terry Wymer, Gene Staterore

**Attendance:** 14,797

**Halftime Score:** MSU 33-26

**Key Moment:** Northwestern tied the game at 53 with 5:44 remaining. MSU scored on five of its next six possessions, and NU missed seven straight shots, as the Spartans went on a 10-0 run over the next 4:41.

**Notes:** Derrick Nix tied his career high with six assists ... The Spartans hit 1-of-5 free throws to start, but made 14 of their final 15 attempts, including 12-of-13 in the last 2:43 ... MSU shot a season-best 65.8 percent from the field, including a season-high 60.0 percent from 3-point range ... MSU and Northwestern met for the only time in the regular season in the season finale ... Northwestern became just the second team to out-rebound Michigan State this season, as Minnesota had previously done it twice ... Derrick Nix and six senior managers were honored in postgame Senior Day ceremonies.



## 2012-13 BOX SCORES

**#32** #8/7 Michigan State .....59  
Iowa .....56  
March 15, 2013 • Chicago, Ill. • United Center

Michigan State	FG	3FG	FT	O-D-R	PF	PTS	A	T	B	S	MIN
Derrick Nix, f	2-6	0-0	3-5	0-2-2	2	7	3	0	1	0	25
Adreian Payne, f	6-12	1-2	5-5	6-4-10	3	18	0	3	2	1	34
Brandon Dawson, f	3-5	0-0	0-2	3-4-7	0	6	1	0	0	3	33
Keith Appling, g	6-15	1-6	0-0	0-2-2	4	13	1	4	2	2	39
Gary Harris, g	4-10	1-4	4-4	1-1-2	2	13	0	2	0	1	30
Alex Gauna	0-1	0-0	0-0	2-0-2	0	0	0	0	0	0	2
Matt Costello	0-2	0-0	0-0	0-1-1	0	0	0	0	0	0	4
Travis Trice	0-3	0-2	0-0	0-0-0	0	0	3	0	0	2	18
Denzel Valentine	1-3	0-1	0-0	2-0-2	2	2	1	4	0	0	15
Team				2-4-6							
<b>Totals</b>	<b>22-57</b>	<b>3-15</b>	<b>12-16</b>	<b>16-18-34</b>	<b>13</b>	<b>59</b>	<b>9</b>	<b>13</b>	<b>5</b>	<b>9</b>	<b>200</b>

<b>Total FG%</b>	1st: 8-30 (26.7%)	2nd: 14-27 (51.9%)	Game: 38.6%
<b>3-Pt FG%</b>	1st: 0-8 (0.0%)	2nd: 3-7 (42.9%)	Game: 20.0%
<b>F Throw%</b>	1st: 4-7 (57.1%)	2nd: 8-9 (88.9%)	Game: 75.0%

Iowa	FG	3FG	FT	O-D-R	PF	PTS	A	T	B	S	MIN
Melsahn Basabe, f	4-9	0-1	0-0	2-6-8	1	8	0	0	2	0	30
Aaron White, f	2-5	1-3	0-0	0-0-0	2	5	0	1	0	1	27
Adam Woodbury, f	1-1	0-0	0-0	0-3-3	2	2	1	2	2	0	12
Mike Gesell, g	2-3	0-1	5-5	0-3-3	1	9	1	3	1	2	20
Roy Deyvn Marble, g	3-9	2-6	0-1	0-3-3	3	8	4	1	2	2	27
Gabriel Olaseni	1-2	0-0	2-2	0-0-0	1	4	1	2	1	0	11
Zach McCabe	2-3	1-2	2-2	1-1-2	4	7	0	0	0	0	12
Josh Oglesby	1-5	1-4	2-2	0-0-0	0	5	1	0	0	0	18
Eric May	1-2	0-0	0-0	1-3-4	1	2	0	0	0	2	23
Anthony Clemmons	3-5	0-1	0-0	1-0-1	1	6	2	5	0	3	20
Team				2-1-3							
<b>Totals</b>	<b>20-44</b>	<b>5-18</b>	<b>11-12</b>	<b>7-20-27</b>	<b>16</b>	<b>56</b>	<b>10</b>	<b>19</b>	<b>7</b>	<b>10</b>	<b>200</b>

<b>Total FG%</b>	1st: 10-20 (50.0%)	2nd: 10-24 (41.7%)	Game: 45.5%
<b>3-Pt FG%</b>	1st: 2-6 (33.3%)	2nd: 3-12 (25.0%)	Game: 27.8%
<b>F Throw%</b>	1st: 8-9 (88.9%)	2nd: 3-3 (100.0%)	Game: 91.7%

**Officials:** Ted Valentine, Lamont Simpson, Jim Schipper

**Attendance:** 21,229

**Halftime Score:** Iowa 30-20

**Key Moment:** MSU trailed 47-35 with 10:24 remaining. The Spartans then went on a 22-2 run over the next 8:30, scoring on 10-of-12 possessions.

**Notes:** Adreian Payne recorded his seventh double-double of the season with 18 points and 10 rebounds ... Keith Appling and Gary Harris combined to score four points on 2-of-10 shooting in the first half, and 22 points on 8-of-15 shooting in the second half ... MSU marked its largest comeback of the season, trailing by 13 points early in the second half ... MSU won its Big Ten-best eighth game of the season when trailing at the half ... MSU collected 16 offensive rebounds, grabbing 44.4 percent of its missed shots ... The Spartans missed all eight 3-pointers in the first half, but hit 4-of-7 in the second half ... The Spartans improved to 10-6 in the Big Ten Tournament quarterfinals.

**#33** #10/9 Ohio State .....61  
#8/7 Michigan State .....58  
March 16, 2013 • Chicago, Ill. • United Center

Michigan State	FG	3FG	FT	O-D-R	PF	PTS	A	T	B	S	MIN
Derrick Nix, f	6-8	0-0	5-7	3-6-9	1	17	2	1	1	1	31
Adreian Payne, f	3-5	1-2	5-5	1-7-8	2	12	3	2	1	0	34
Brandon Dawson, f	1-5	0-0	0-0	1-4-5	0	2	0	2	2	2	27
Keith Appling, g	6-17	4-7	0-0	1-1-2	2	16	2	1	0	1	35
Gary Harris, g	1-7	1-3	2-2	1-3-4	1	5	0	2	0	0	32
Alex Gauna	0-0	0-0	0-0	0-0-0	0	0	0	0	0	0	1
Matt Costello	0-0	0-0	0-0	1-0-1	2	0	0	0	0	0	4
Travis Trice	0-3	0-2	0-1	0-2-2	3	0	3	1	1	1	19
Denzel Valentine	3-5	0-0	0-0	2-2-4	3	6	0	3	0	0	17
Team				2-0-2							
<b>Totals</b>	<b>20-50</b>	<b>6-14</b>	<b>12-15</b>	<b>12-25-37</b>	<b>14</b>	<b>58</b>	<b>10</b>	<b>12</b>	<b>5</b>	<b>3</b>	<b>200</b>

<b>Total FG%</b>	1st: 13-27 (48.1%)	2nd: 7-23 (30.4%)	Game: 40.0%
<b>3-Pt FG%</b>	1st: 3-8 (37.5%)	2nd: 3-6 (50.0%)	Game: 42.9%
<b>F Throw%</b>	1st: 0-0 (0.0%)	2nd: 12-15 (80.0%)	Game: 80.0%

Ohio State	FG	3FG	FT	O-D-R	PF	PTS	A	T	B	S	MIN
Deshaun Thomas, f	6-19	2-11	2-4	2-5-7	1	16	2	0	0	1	40
Sam Thompson, f	2-5	2-2	2-2	0-0-0	0	8	0	0	1	0	25
Amir Williams, c	0-0	0-0	0-0	4-3-7	3	0	0	0	1	1	19
Aaron Craft, g	9-13	1-3	1-2	0-3-3	0	20	9	2	0	4	39
Lenzelle Smith Jr., g	1-6	0-2	0-1	0-2-2	2	2	1	1	0	1	15
Shannon Scott	0-5	0-2	0-1	1-3-4	1	0	5	1	0	2	26
LaQuinton Ross	3-5	2-3	1-2	0-1-1	0	9	0	1	0	0	15
Evan Ravenel	3-4	0-1	0-0	1-3-4	4	6	0	0	2	0	21
Team				3-1-4							
<b>Totals</b>	<b>24-57</b>	<b>7-24</b>	<b>6-12</b>	<b>11-21-32</b>	<b>11</b>	<b>61</b>	<b>17</b>	<b>5</b>	<b>4</b>	<b>9</b>	<b>200</b>

<b>Total FG%</b>	1st: 11-32 (34.4%)	2nd: 13-25 (52.0%)	Game: 42.1%
<b>3-Pt FG%</b>	1st: 5-14 (35.7%)	2nd: 2-10 (20.0%)	Game: 29.2%
<b>F Throw%</b>	1st: 1-2 (50.0%)	2nd: 5-10 (50.0%)	Game: 50.0%

**Officials:** Ted Valentine, Lamont Simpson, Larry Sciotto

**Attendance:** 21,824

**Halftime Score:** MSU 29-28

**Key Moment:** Derrick Nix converted on a three-point play to pull MSU within one at 57-56 with 1:54 remaining. In the ensuing possession, however, Nix intentionally fouled Craft. Craft hit one free throw. Then MSU forced a Buckeye miss, but Deshaun Thomas grabbed an offensive rebound, and 30 seconds later he hit a float-jumper to give OSU a 60-56 lead.

**Notes:** Keith Appling made a season-high four 3-pointers ... MSU shot 48.1 percent in the first half, but just 30.4 percent in the second, making just seven second-half field goals ... Ohio State's five turnovers were the fewest by a Spartan opponent this season, as the Buckeyes held an 11-0 edge in points off turnovers ... The Spartans fell to 3-7 in the Big Ten Tournament semifinals ... The Spartans scored 20 of their 29 first-half points in the paint, but scored just nine of 29 second-half points in the paint.

## 2012-13 BOX SCORES

**#34** #9/9 Michigan State ..... 65  
 Valparaiso ..... 54  
 March 21, 2013 • Auburn Hills, Mich. • The Palace of Auburn Hills

Michigan State	FG	3FG	FT	O-D-R	PF	PTS	A	T	B	S	MIN
Derrick Nix, f	10-17	0-0	3-5	9-6-15	0	23	1	2	0	2	28
Adreian Payne, f	2-5	0-1	3-3	1-3-4	4	7	3	6	0	0	27
Branden Dawson, f	3-6	0-1	1-2	2-4-6	2	7	3	0	0	1	31
Keith Appling, g	6-12	3-5	0-1	2-4-6	0	15	1	0	0	0	32
Gary Harris, g	4-11	2-5	0-0	2-2-4	1	10	4	2	1	2	32
Russell Byrd	0-0	0-0	0-0	0-0-0	0	0	0	0	0	0	2
Alex Gauna	0-0	0-0	0-0	0-1-1	1	0	0	1	0	0	3
Matt Costello	0-2	0-0	0-0	0-1-1	4	0	1	2	2	0	9
Travis Trice	1-3	1-2	0-0	0-1-1	3	3	0	3	0	0	21
Keenan Wetzel	0-0	0-0	0-0	0-0-0	0	0	0	0	0	0	0+
Dan Chapman	0-0	0-0	0-0	0-0-0	0	0	0	0	0	0	0+
Denzel Valentine	0-2	0-1	0-0	1-5-6	1	0	3	1	0	1	15
Team				3-2-5							
<b>Totals</b>	<b>26-58</b>	<b>6-15</b>	<b>7-11</b>	<b>20-29-49</b>	<b>16</b>	<b>65</b>	<b>16</b>	<b>17</b>	<b>3</b>	<b>6</b>	<b>200</b>

<b>Total FG%</b>	1st: 13-31 (41.9%)	2nd: 13-27 (48.1%)	Game: 44.8%
<b>3-Pt FG%</b>	1st: 4-9 (44.4%)	2nd: 2-6 (33.3%)	Game: 40.0%
<b>F Throw%</b>	1st: 5-7 (71.4%)	2nd: 2-4 (50.0%)	Game: 63.6%

Valparaiso	FG	3FG	FT	O-D-R	PF	PTS	A	T	B	S	MIN
Ryan Broekhoff, f	2-11	1-9	3-3	1-4-5	0	8	2	2	1	1	37
Kevin Van Wijk, f	0-6	0-0	2-4	2-5-7	5	2	0	1	0	0	21
Will Bogan, g	0-3	0-3	0-0	0-1-1	0	0	1	0	1	2	26
Erik Buggs, g	7-11	0-1	0-3	0-0-0	3	14	2	3	1	5	35
Matt Kenney, g	4-8	2-5	0-0	0-2-2	1	10	2	0	1	1	34
Jordan Coleman	0-0	0-0	0-0	0-0-0	0	0	0	0	0	0	2
Lavonte Dority	0-3	0-1	0-0	0-0-0	1	0	2	1	0	1	12
Bobby Capobianco	2-5	1-2	0-0	1-2-3	2	5	1	0	1	1	21
Ben Boggs	4-6	3-4	4-4	2-0-2	0	15	0	0	0	1	11
Vashil Fernandez	0-1	0-0	0-0	0-0-0	0	0	0	0	0	0	1
Team				2-1-3							
<b>Totals</b>	<b>19-54</b>	<b>7-25</b>	<b>9-14</b>	<b>8-15-23</b>	<b>12</b>	<b>54</b>	<b>10</b>	<b>7</b>	<b>5</b>	<b>12</b>	<b>200</b>

<b>Total FG%</b>	1st: 6-26 (23.1%)	2nd: 13-20 (65.0%)	Game: 35.2%
<b>3-Pt FG%</b>	1st: 3-13 (23.1%)	2nd: 4-12 (33.3%)	Game: 28.0%
<b>F Throw%</b>	1st: 3-4 (75.0%)	2nd: 6-10 (60.0%)	Game: 64.3%

**Officials:** Chris Rastatter, Raymond Stoyens, Thomas O'Neill

**Attendance:** 18,863

**Halftime Score:** MSU 35-18

**Key Moment:** With the game tied at 8 at the 12:38 mark of the first half, MSU went on a 24-4 run over 10:02, holding Valparaiso for nearly six minutes without a point.

**Notes:** MSU improved to 21-6 in the first game of the NCAA Tournament, including 17-6 in the round of 64, 12-4 under Tom Izzo ... Derrick Nix recorded his first-career NCAA Tournament double-double with 23 points and a career-high 15 rebounds. It was the fifth double-double of his career and the fourth of the season ... Nix joined Johnny Green as the only two Spartans to ever score 20 points and grab 15 rebounds in an NCAA Tournament game ... Michigan State out-rebounded Valparaiso by an impressive +26 margin (49-23), marking MSU's largest margin in an NCAA Tournament game ... MSU improved to 2-0 in NCAA Tournament history against Valparaiso, having previously defeated the Crusaders in the first round of the 2000 tournament ... Keith Appling and Derrick Nix, teammates from nearby Detroit Pershing High School, totaled 38 points and 21 rebounds ... MSU grabbed 20 offensive rebounds compared to 15 defensive rebounds for Valpo.



*Derrick Nix became just the second Spartan to ever record 20 points and 15 rebounds in an NCAA Tournament game.*



*Gary Harris scored a career-high 23 points in MSU's third-round 70-48 win over Memphis.*



*Adreian Payne soared for this block against Duke.*



# 2012-13 BOX SCORES

## #35 #9/9 Michigan State . . . . .70 #19/15 Memphis . . . . .48 March 23, 2013 • Auburn Hills, Mich. • The Palace of Auburn Hills

Michigan State	FG	3FG	FT	O-D-R	PF	PTS	A	T	B	S	MIN
Derrick Nix, f	5-9	0-0	3-8	3-5-8	1	13	1	2	0	4	33
Adreian Payne, f	7-14	0-3	0-0	3-7-10	2	14	0	3	5	2	34
Branden Dawson, g	0-3	0-0	1-2	2-4-6	2	1	4	4	1	2	31
Keith Appling, g	1-4	0-2	0-0	0-1-1	1	2	2	2	0	0	28
Gary Harris, g	6-9	4-7	7-8	1-2-3	4	23	0	2	0	0	25
Russell Byrd	1-1	0-0	0-0	0-0-0	0	2	0	0	0	0	1
Alex Gauna	0-0	0-0	0-0	0-1-1	0	0	0	1	0	0	2
Matt Costello	1-1	0-0	0-0	0-2-2	0	2	0	0	1	1	5
Travis Trice	1-2	0-1	2-2	0-3-3	4	4	1	3	0	1	13
Trevor Bohnhoff	0-0	0-0	0-0	0-0-0	0	0	0	0	0	0	1
Keenan Wetzel	0-0	0-0	0-0	0-0-0	0	0	0	0	0	0	1
Dan Chapman	0-0	0-0	0-0	0-1-1	0	0	0	0	0	0	1
Denzel Valentine	4-9	0-3	1-2	1-5-6	0	9	6	1	0	0	25
Team				4-4-8							
<b>Totals</b>	<b>26-52</b>	<b>4-16</b>	<b>14-22</b>	<b>14-35-49</b>	<b>14</b>	<b>70</b>	<b>14</b>	<b>18</b>	<b>7</b>	<b>10</b>	<b>200</b>

<b>Total FG%</b>	1st: 13-30 (43.3%)	2nd: 13-22 (59.1%)	Game: 50.0%
<b>3-Pt FG%</b>	1st: 4-12 (33.3%)	2nd: 0-4 (0.0%)	Game: 25.0%
<b>F Throw%</b>	1st: 2-5 (40.0%)	2nd: 12-17 (70.6%)	Game: 63.6%

Memphis	FG	3FG	FT	O-D-R	PF	PTS	A	T	B	S	MIN
Shaq Goodwin, f	0-3	0-1	0-0	1-1-2	1	0	1	0	1	1	10
D.J. Stephens, f	1-7	1-2	0-0	3-3-6	3	3	0	4	1	3	32
Joe Jackson, g	6-13	0-3	0-1	2-5-7	1	12	3	5	0	1	35
Adonis Thomas, g	2-6	0-1	1-2	2-0-2	2	5	1	0	0	0	23
Geron Johnson, g	5-14	4-11	2-2	0-4-4	4	16	2	3	0	2	37
Antonio Barton	0-0	0-0	0-0	0-0-0	0	0	0	0	0	0	1
Chris Crawford	2-13	0-5	2-3	1-1-2	3	6	1	3	0	2	30
Tarik Black	3-8	0-0	0-2	0-2-2	4	6	0	0	0	0	32
Damien Wilson	0-0	0-0	0-0	0-0-0	0	0	0	0	0	0	0+
Team				2-2-4							
<b>Totals</b>	<b>19-64</b>	<b>5-23</b>	<b>5-10</b>	<b>11-18-29</b>	<b>18</b>	<b>48</b>	<b>8</b>	<b>11</b>	<b>5</b>	<b>7</b>	<b>200</b>

<b>Total FG%</b>	1st: 12-34 (35.5%)	2nd: 7-30 (23.3%)	Game: 29.7%
<b>3-Pt FG%</b>	1st: 3-10 (30.0%)	2nd: 2-13 (15.4%)	Game: 21.7%
<b>F Throw%</b>	1st: 2-2 (100.0%)	2nd: 8-37 (37.5%)	Game: 50.0%

**Officials:** Roger Ayers, Michael Roberts, Dwayne Gladden

**Attendance:** 21,723

**Halftime Score:** MSU 32-29

**Key Moment:** MSU's 13-point first-half lead had been trimmed to three points at the break. The Spartans opened the second half on a 13-3 run over the first 7:40, as Memphis shot 1-of-9 and committed five turnovers.

**Notes:** Gary Harris led MSU with a career-high 23 points, marking the most scored in an NCAA Tournament game by a Spartan freshman since Shawn Respert scored 27 against Cincinnati in the 1992 second round ... Adreian Payne recorded his first career NCAA Tournament double-double with 14 points and 10 rebounds ... Adreian Payne blocked a career-high five shots, establishing an MSU NCAA Tournament record ... Derrick Nix tied his career high with four steals ... MSU held Memphis to a season-low 48 points, the fewest by a Spartan opponent in the NCAA Tournament since Florida scored 46 in 2003 ... Memphis also shot a season-low 29.7 percent from the field ... MSU out-scored Memphis in the second half, 38-19 ... The Spartans improved to 18-3 in the second game of an NCAA Tournament weekend under Tom Izzo, including 11-1 in the round of 32 ... MSU improved to 4-0 at The Palace of Auburn Hills in the NCAA Tournament.

## #36 #6/7 Duke . . . . .71 #9/9 Michigan State . . . . .61 March 29, 2013 • Indianapolis, Ind. • Lucas Oil Stadium

Michigan State	FG	3FG	FT	O-D-R	PF	PTS	A	T	B	S	MIN
Derrick Nix, f	3-10	0-0	3-6	4-5-9	3	9	1	1	0	1	23
Adreian Payne, f	3-10	1-5	7-7	2-8-10	3	14	0	1	2	1	36
Branden Dawson, g	2-3	0-0	0-0	0-2-2	3	4	2	0	1	1	23
Keith Appling, g	5-9	1-2	5-5	0-0-0	3	16	0	4	1	1	36
Gary Harris, g	2-11	0-3	2-4	1-3-4	4	6	2	1	0	1	35
Alex Gauna	0-1	0-0	0-0	0-1-1	1	0	1	0	0	0	7
Matt Costello	0-0	0-0	0-0	1-1-2	3	0	0	1	0	0	6
Travis Trice	3-3	1-1	1-1	0-2-2	4	8	0	0	0	0	16
Denzel Valentine	2-3	0-1	0-1	0-3-3	0	4	0	2	0	1	18
Team				0-0-0							
<b>Totals</b>	<b>20-50</b>	<b>3-12</b>	<b>18-24</b>	<b>8-25-33</b>	<b>24</b>	<b>61</b>	<b>6</b>	<b>11</b>	<b>4</b>	<b>6</b>	<b>200</b>

<b>Total FG%</b>	1st: 13-27 (48.1%)	2nd: 7-23 (30.4%)	Game: 40.0%
<b>3-Pt FG%</b>	1st: 2-6 (33.3%)	2nd: 1-6 (16.7%)	Game: 25.0%
<b>F Throw%</b>	1st: 3-6 (50.0%)	2nd: 15-18 (83.3%)	Game: 75.0%

Duke	FG	3FG	FT	O-D-R	PF	PTS	A	T	B	S	MIN
Mason Plumlee, f	5-9	0-0	4-4	3-4-7	4	14	1	1	1	1	36
Ryan Kelly, f	4-11	0-4	1-1	0-7-7	2	9	2	1	4	0	38
Quinn Cook, g	0-5	0-2	0-0	0-2-2	2	0	2	3	0	0	21
Rasheed Sulaimon, g	2-6	0-2	12-14	1-3-4	2	16	0	0	0	0	36
Seth Curry, g	8-17	6-9	7-7	0-3-3	2	29	1	1	0	0	37
Tyler Thornton	1-1	1-1	0-0	0-3-3	4	3	2	1	0	2	26
Josh Hairston	0-0	0-0	0-0	0-0-0	1	0	0	0	0	0	6
Team				1-2-3							
<b>Totals</b>	<b>20-49</b>	<b>7-18</b>	<b>24-26</b>	<b>5-24-29</b>	<b>17</b>	<b>71</b>	<b>8</b>	<b>8</b>	<b>5</b>	<b>3</b>	<b>200</b>

<b>Total FG%</b>	1st: 10-26 (38.5%)	2nd: 10-23 (43.5%)	Game: 40.8%
<b>3-Pt FG%</b>	1st: 4-11 (36.4%)	2nd: 3-7 (42.9%)	Game: 38.9%
<b>F Throw%</b>	1st: 8-9 (88.9%)	2nd: 16-17 (94.1%)	Game: 92.3%

**Officials:** Pat Driscoll, Michael Stuart, Michael Scyphers

**Attendance:** 35,520

**Halftime Score:** MSU 71-61

**Key Moment:** Keith Appling tied the game at 38 early in the second half on three free throws. The Spartans then went 3:59 without a point as Duke took a nine-point lead.

**Notes:** The Spartans went from the 18:10 mark of the second half until the 3:34 mark with just one field goal in between, shooting 1-of-13 during that stretch ... A back-and-forth first half featured eight lead changes ... Adreian Payne collected his second consecutive NCAA Tournament double-double ... Seth Curry's 29 points were a season high for a Spartan opponent ... Duke's 24 made free throws were a season high for a Spartan opponent, while its .923 free-throw percentage equaled a season high ... Michigan State appeared in fifth Sweet 16 in the last six seasons ... The game was MSU's ninth NCAA Tournament game in Indianapolis, the most for the Spartans in any city.



## 2012-13 STATISTICS

## ALL GAMES: 27-9

Player	G-GS	Min-Avg	FG-FGA	Pct.	3FG-FGA	Pct.	FT-FTA	Pct.	Off-Def	Tot-Avg	PF-D	AT	TO	BS	ST	Pts-Avg
K. Appling	36-36	1208-33.6	156-376	.415	41-128	.320	128-171	.749	14-109	123-3.4	83-1	120	84	20	46	481-13.4
G. Harris	34-33	1010-29.7	150-329	.456	65-158	.411	74-98	.755	30-56	86-2.5	68-0	46	51	6	45	439-12.9
A. Payne	36-24	923-25.6	137-251	.546	16-42	.381	89-105	.848	75-198	273-7.6	92-1	27	64	46	27	379-10.5
D. Nix	36-34	994-27.6	130-257	.506	0-0	.000	98-142	.690	79-158	237-6.6	67-0	56	53	5	39	358-9.9
B. Dawson	36-35	969-26.9	139-262	.531	0-5	.000	43-80	.538	77-135	212-5.9	58-0	47	73	33	57	321-8.9
D. Valentine	36-15	749-20.8	69-155	.445	16-57	.281	26-39	.667	39-110	149-4.1	68-1	87	71	12	28	180-5.0
T. Trice	27-0	503-18.6	41-128	.320	29-72	.403	18-25	.720	8-34	42-1.6	51-0	50	34	1	25	129-4.8
B. Kearney	13-0	220-16.9	11-37	.297	3-16	.188	5-9	.556	12-8	20-1.5	13-0	20	14	1	7	30-2.3
R. Byrd	27-0	202-7.5	14-51	.275	7-41	.171	8-16	.500	9-10	19-0.7	21-0	11	13	1	2	43-1.6
M. Costello	30-0	184-6.1	15-32	.469	0-0	.000	14-17	.824	10-30	40-1.3	36-0	5	7	13	6	44-1.5
A. Gauna	35-3	214-6.1	20-37	.541	0-0	.000	3-6	.500	10-25	35-1.0	20-0	4	13	1	6	43-1.2
T. Bohnhoff	4-0	3-0.8	0-0	.000	0-0	.000	1-2	.500	1-0	1-0.3	0-0	0	0	0	1	1-0.3
E. Dacey	2-0	2-1.0	0-1	.000	0-1	.000	0-0	.000	0-0	0-0.0	0-0	0	0	0	0	0-0.0
K. Wetzel	10-0	7-0.7	0-2	.000	0-2	.000	0-0	.000	0-2	2-0.2	1-0	0	1	1	0	0-0.0
B. Sibedwo	2-0	2-1.0	0-1	.000	0-0	.000	0-0	.000	0-0	0-0.0	0-0	1	0	0	0	0-0.0
D. Chapman	11-0	10-0.9	0-2	.000	0-1	.000	0-0	.000	0-2	2-0.2	1-0	0	0	0	0	0-0.0
TEAM.....									57-63	120-3.3	0		11			
Total.....	36		882-1921	.459	177-523	.338	507-710	.714	421-940	1361-37.8	579-3	474	489	140	289	2448-68.0
Opponents.....	36		758-1943	.390	199-664	.300	414-621	.667	353-736	1089-30.3	618--	390	447	123	267	2129-59.1

## SCORE BY HALVES

	1st	2nd	Total
Michigan State	1135	1313	2448
Opponents	996	1133	2129

## BIG TEN GAMES: 13-5/T-2ND

Player	G-GS	Min-Avg	FG-FGA	Pct.	3FG-FGA	Pct.	FT-FTA	Pct.	Off-Def	Tot-Avg	PF-D	AT	TO	BS	ST	Pts-Avg
G. Harris	18-18	572-31.8	84-179	.469	42-89	.472	36-47	.766	14-30	44-2.4	35-0	30	26	2	29	246-13.7
K. Appling	18-18	607-33.7	70-187	.374	17-66	.258	68-94	.723	8-59	67-3.7	47-1	61	40	12	24	225-12.5
A. Payne	18-13	501-27.8	73-134	.545	13-28	.464	42-55	.764	39-95	134-7.4	47-0	15	27	18	15	201-11.2
D. Nix	18-17	517-28.7	64-135	.474	0-0	.000	46-61	.754	33-60	93-5.2	42-0	36	26	1	17	174-9.7
B. Dawson	18-17	480-26.7	74-139	.532	0-3	.000	26-45	.578	37-68	105-5.8	28-0	18	33	11	25	174-9.7
T. Trice	14-0	268-19.1	23-75	.307	15-36	.417	9-14	.643	4-18	22-1.6	18-0	27	18	0	16	70-5.0
D. Valentine	18-5	367-20.4	31-72	.431	8-28	.286	10-17	.588	19-55	74-4.1	31-0	42	32	5	8	80-4.4
M. Costello	15-0	105-7.0	8-12	.667	0-0	.000	6-7	.857	5-12	17-1.1	17-0	2	2	6	4	22-1.5
A. Gauna	17-2	107-6.3	7-12	.583	0-0	.000	1-4	.250	5-12	17-1.0	8-0	1	4	1	4	15-0.9
R. Byrd	13-0	64-4.9	1-9	.111	1-9	.111	4-7	.571	2-2	4-0.3	10-0	4	2	0	0	7-0.5
T. Bohnhoff	3-0	2-0.7	0-0	.000	0-0	.000	1-2	.500	1-0	1-0.3	0-0	0	0	0	1	1-0.3
K. Wetzel	3-0	2-0.7	0-1	.000	0-1	.000	0-0	.000	0-0	0-0.0	0-0	0	0	0	0	0-0.0
D. Chapman	4-0	4-1.0	0-1	.000	0-1	.000	0-0	.000	0-0	0-0.0	1-0	0	0	0	0	0-0.0
E. Dacey	2-0	2-1.0	0-1	.000	0-1	.000	0-0	.000	0-0	0-0.0	0-0	0	0	0	0	0-0.0
B. Sibedwo	2-0	2-1.0	0-1	.000	0-0	.000	0-0	.000	0-0	0-0.0	0-0	1	0	0	0	0-0.0
TEAM.....									28-30	58-3.2	0		5			
Total.....	18		435-958	.454	96-262	.366	249-353	.705	195-441	636-35.3	284-1	237	215	56	143	1215-67.5
Opponents.....	18		408-972	.420	100-334	.299	194-299	.649	176-383	559-31.1	315--	207	210	50	109	1110-61.7

## SCORE BY HALVES

	1st	2nd	Total
Michigan State	547	668	1215
Opponents	513	597	1110



# 2012-13 BIG TEN RECAP

## 2012-13 BIG TEN STANDINGS

	Big Ten			Overall		
	W	L	Pct.	W	L	Pct.
1. Indiana%	14	4	.778	29	7	.806
2. Ohio State #	13	5	.722	29	8	.784
Michigan State	13	5	.722	27	9	.750
4. Michigan	12	6	.667	31	8	.795
Wisconsin	12	6	.667	23	12	.657
6. Iowa	9	9	.500	25	13	.658
7. Illinois	8	10	.444	23	13	.639
Minnesota	8	10	.444	21	13	.618
Purdue	8	10	.444	16	18	.471
10. Nebraska	5	13	.278	15	18	.455
11. Northwestern	4	14	.222	13	19	.406
12. Penn State	2	16	.111	10	21	.323

% Big Ten Champion

# Big Ten Tournament Champion

## 2012-13 ALL-BIG TEN TEAMS

### Media

#### First Team

Victor Oladipo, Indiana  
Cody Zeller, Indiana  
Trey Burke, Michigan  
Aaron Craft, Ohio State  
Deshaun Thomas, Ohio State

#### Second Team

Tim Hardaway, Jr., Michigan  
Gary Harris, Michigan State  
Adreian Payne, Michigan State  
Trevor Mbakwe, Minnesota  
Jared Berggren, Wisconsin

#### Third Team

Brandon Paul, Illinois  
Christian Watford, Indiana  
Aaron White, Iowa  
Keith Appling, Michigan State  
Andre Hollins, Minnesota

#### Honorable Mention

D.J. Richardson, Illinois  
Yogi Ferrell, Indiana  
Jordan Hulls, Indiana  
Roy Devyn Marble, Iowa  
Glenn Robinson III, Michigan  
Dylan Talley, Nebraska  
Reggie Hearn, Northwestern  
Jermaine Marshall, Penn State  
D.J. Newbill, Penn State  
D.J. Byrd, Purdue  
Terone Johnson, Purdue  
Ben Brust, Wisconsin  
Sam Dekker, Wisconsin

#### Player of the Year

Trey Burke, Michigan

#### Freshman of the Year

Gary Harris, Michigan State

#### Coach of the Year

Bo Ryan, Wisconsin

### Coaches

#### First Team

Victor Oladipo, Indiana  
Cody Zeller, Indiana  
Trey Burke, Michigan  
Tim Hardaway, Jr., Michigan  
Deshaun Thomas, Ohio State

#### Second Team

Keith Appling, Michigan State  
Gary Harris, Michigan State  
Adreian Payne, Michigan State  
Aaron Craft, Ohio State  
Jared Berggren, Wisconsin

#### Third Team

Brandon Paul, Illinois  
D.J. Richardson, Illinois  
Christian Watford, Indiana  
Roy Devyn Marble, Iowa  
Trevor Mbakwe, Minnesota  
Terone Johnson, Purdue

#### Honorable Mention

Jordan Hulls, Indiana  
Aaron White, Iowa  
Derrick Nix, Michigan State  
Andre Hollins, Minnesota  
Dylan Talley, Nebraska  
Jermaine Marshall, Penn State  
D.J. Newbill, Penn State  
Ben Brust, Wisconsin

#### All-Freshman Team

Yogi Ferrell, Indiana  
Glenn Robinson III, Michigan  
Gary Harris, Michigan State  
A.J. Hammons, Purdue  
Sam Dekker, Wisconsin

#### All-Defensive Team

Victor Oladipo, Indiana  
Jordan Morgan, Michigan  
Aaron Craft, Ohio State  
Shannon Scott, Ohio State  
Jared Berggren, Wisconsin

#### Player of the Year

Trey Burke, Michigan

#### Defensive Player of the Year

Victor Oladipo, Indiana

#### Freshman of the Year

Gary Harris, Michigan State

#### Sixth Man of the Year

Will Sheehy, Indiana

#### Coach of the Year

Bo Ryan, Wisconsin

## MSU IN BIG TEN STATS

### Team (All Games)

Scoring Offense	7th (68.0)
Scoring Defense	2nd (59.1)
Scoring Margin	5th (+8.9)
Free-Throw Pct.	4th (.714)
Field-Goal Pct.	3rd (.459)
FG Pct. Defense	1st (.390)
3-Pt. FG Pct.	5th (.338)
3-Pt. FG Pct. Def.	3rd (.300)
Rebounding Off.	5th (37.8)
Rebounding Def.	1st (30.3)
Rebounding Margin	2nd (+7.6)
Blocked Shots	7th (3.9)
Assists	9th (13.2)
Steals	1st (8.0)
Turnover Margin	11th (-1.2)
Assist/TO Ratio	9th (1.0)
Offensive Reb.	6th (11.7)
Defensive Reb.	1st (26.1)
Offensive Reb. Pct.	4th (.364)
Defensive Reb. Pct.	3rd (.727)
3-Point FG Made	11th (4.9)

### Individual (All Games-Top 10)

<b>Gary Harris</b>	
3-Point FG Pct.	5th (.411)
<b>Branden Dawson</b>	
Field-Goal Pct.	7th (.531)
Steals	6th (1.6)
<b>Derrick Nix</b>	
Rebounding	9th (6.6)
Field-Goal Pct.	8th (.506)
Def. Rebounds	10th (4.4)
<b>Keith Appling</b>	
Assists	10th (3.3)
Assist/Turnover Ratio	8th (1.4)
<b>Adreian Payne</b>	
Rebounding	3rd (7.6)
Field-Goal Pct.	6th (.546)
Free-Throw Pct.	1st (.848)
Blocked Shots	7th (1.3)
Def. Rebounds	1st (5.5)
<b>Travis Trice</b>	
3-Point FG Pct.	6th (.403)

## 2013 BIG TEN TOURNAMENT RESULTS

### First Round, March 14

- (8) Illinois 51 - (9) Minnesota 49
- (5) Michigan 79 - (12) Penn State 71
- (10) Nebraska 57 - (7) Purdue 55
- (6) Iowa 73 - (11) Northwestern 59

### Quarterfinals, March 15

- (1) Indiana 80 - (8) Illinois 64
- (4) Wisconsin 68 - (5) Michigan 59
- (2) Ohio State 71 - (10) Nebraska 50
- (3) Michigan State 59 - (6) Iowa 56

### Semifinals, March 16

- (4) Wisconsin 68 - (1) Indiana 56
- (2) Ohio State 61 - (3) Michigan State 58

### Finals, March 17

- (2) Ohio State 50 - (4) Wisconsin 43

### 2013 All-Tournament Team

Cody Zeller, Indiana  
Aaron Craft, Ohio State  
Deshaun Thomas, Ohio State  
Ryan Evans, Wisconsin  
Traevon Jackson, Wisconsin

### 2013 Most Outstanding Player

Aaron Craft, Ohio State

NATION'S BEST SIX FINAL FOUR APPEARANCES IN 15 YEARS



HISTORY AND TRADITION

2013-14 MICHIGAN STATE BASKETBALL



## 1979 NCAA CHAMPIONS

The 1978-79 season was truly a magical one for Coach Jud Heathcote and his Michigan State Spartans. Blending a perfect combination of individual ability, enthusiasm and teamwork, Heathcote formed a cohesive unit that captivated the nation and sellout crowds at Jenison Field House.

The Spartans compiled a 26-6 overall record and went 13-5 in the Big Ten to share the league crown with Purdue and Iowa.

State steamrolled through the NCAA Tournament, ending the season on top of the college basketball world with a 75-64 victory over Larry Bird and unbeaten Indiana State.

The 1978-79 squad gathered at Jenison Field House on Aug. 12, 1989, to play one more game against a team of former Spartan All-Stars. On a hot, sweltering night, the National Championship squad, led by Earvin Johnson's 25 points and 17 rebounds, topped the All-Stars, 95-93, before a sellout crowd of 10,004.



*After opening the college basketball season on the cover of Sports Illustrated, this dunk also made sure Earvin Johnson closed it there.*



*All-Americans Earvin "Magic" Johnson and Greg Kelser led the Spartans to the 1979 NCAA Championship.*



*Sophomore Earvin Johnson (above), senior Greg Kelser (top right) and junior Terry Donnelly enjoyed cutting down the nets.*



*Jud Heathcote guided the Spartans to the NCAA title in just his third season in East Lansing.*



*Stars like ISU's Larry Bird and MSU's Greg Kelser helped make the 1979 title game the highest rated game in college basketball history.*



*The 1979 title game was the first of many great meetings between Earvin Johnson and Larry Bird (33).*



# 2000 NCAA CHAMPIONS



**Mateen Cleaves was named Most Outstanding Player of the 2000 Final Four.**



Tom Izzo repeatedly talked to his team about leaving its mark on the program. The 1999-2000 Spartans did more than leave their mark; they set the standard by which all future Michigan State teams would be measured.

Part of being a champion is winning titles, which the Spartans accomplished in winning the National Championship, a third straight Big Ten Championship and a second consecutive Big Ten Tournament title. MSU's three consecutive conference crowns marked only the eighth time in league history that a team has won three straight titles.

A champion is also measured by its character. The Spartans displayed their relentless spirit in overcoming many different forms of adversity during the season. From playing the first 13 games of the season without All-America guard Mateen Cleaves to fighting back from significant second-half deficits in three NCAA Tournament games, Michigan State played with contagious emotion.

Finishing the season 32-7, the Spartans capped their championship run with an 89-76 victory over Florida on April 3, 2000, in the RCA Dome in Indianapolis. Michigan State became the first championship team to defeat all six of its NCAA opponents by double figures since the NCAA Tournament expanded to 64 teams.



**Tom Izzo guided MSU to the title in his fifth season.**



**Seniors Morris Peterson (left), Mateen Cleaves (above) and A.J. Granger (right) closed their careers with a national title.**






## BIG TEN CHAMPIONSHIP TEAMS



### 1958-59 BIG TEN CHAMPIONS

#### 19-4 Overall, 12-2 Big Ten

Led by All-American Johnny Green, the Spartans cruised to a Big Ten Championship, winning the league by four games. MSU fell one game short of the Final Four.



### 1977-78 BIG TEN CHAMPIONS

#### 25-5 Overall, 15-3 Big Ten

The 1977-78 Spartans established new team highs for overall and Big Ten victories. MSU won the league by three games and fell one game short of making the Final Four.



### 1989-90 BIG TEN CHAMPIONS

#### 28-6 Overall, 15-3 Big Ten

The Spartans closed the season with 10 straight conference wins to claim the league title. Junior All-American Steve Smith paced the Spartans, who fell to Georgia Tech in overtime in the NCAA Tournament Sweet Sixteen.



### 1956-57 BIG TEN CHAMPIONS

#### 16-10 Overall, 10-4 Big Ten

Michigan State won its first Big Ten Championship under the direction of Coach Forddy Anderson. After opening the season with a 4-7 record, the Spartans won 10 in a row and 12-of-13 to capture a league championship and advance to the school's first Final Four.



### 1966-67 BIG TEN CHAMPIONS

#### 16-7 Overall, 10-4 Big Ten

Michigan State won its last four games to claim a share of the Big Ten Championship. Indiana, however, earned the NCAA Tournament bid, ending MSU's year in the regular season.



### 1979 NCAA CHAMPIONS

### 1978-79 BIG TEN CHAMPIONS

#### 26-6 Overall, 13-5 Big Ten

After opening Big Ten play with a 4-4 record, MSU rallied with nine straight wins to claim a share of the league title. All-Americans Greg Kelser and Earvin Johnson then led Michigan State to its first National Championship, winning every game by double figures.



### 1997-98 BIG TEN CHAMPIONS

#### 22-8 Overall, 13-3 Big Ten

Michigan State won the first Big Ten Championship of the Tom Izzo era. Sophomore Mateen Cleaves was named Big Ten Player of the Year as he helped take a team that finished sixth in the league a year before to a league title and a trip to the NCAA Sweet Sixteen.

# BIG TEN CHAMPIONSHIP TEAMS



## 1998-99 BIG TEN CHAMPIONS 33-5 Overall, 15-1 Big Ten

Michigan State established a team and Big Ten record by winning 33 games, while dominating the league with a 15-1 record. In fact, after falling to Wisconsin in the league opener, the Spartans did not lose again until the Final Four, collecting 22 straight victories in the process.

## 2000 NCAA CHAMPIONS 1999-2000 BIG TEN CHAMPIONS

32-7 Overall, 13-3 Big Ten

MSU won its third straight Big Ten Championship and the second NCAA Championship in school history. The Spartans won 20 of their final 22 games, including the last 11 to win a regular-season championship, a Big Ten Tournament title and a NCAA Championship.



## 2000-01 BIG TEN CHAMPIONS 28-5 Overall, 13-3 Big Ten

The Spartans became the fourth Big Ten team to win four consecutive league titles. MSU also became the ninth school in NCAA Tournament history to make three straight Final Fours.



## 2008-09 BIG TEN CHAMPIONS 31-7 Overall, 15-3 Big Ten

Michigan State set a school record with eight conference road wins en route to winning the league title by four games, tying the second-largest margin in Big Ten history. MSU then advanced to its fifth Final Four under Coach Izzo, advancing all the way to the title game.



## 2009-10 BIG TEN CHAMPIONS 28-9 Overall, 14-4 Big Ten

Michigan State set a school mark by winning its first nine conference games. After dropping four of the next six, the Spartans closed with three league wins to claim a share of a second-straight crown. MSU also advanced to a second-straight Final Four.

## 2011-12 BIG TEN CHAMPIONS 29-8 Overall, 13-5 Big Ten


The Spartans won their third Big Ten title in four years, keyed by seven straight conference wins in February. MSU would go on to capture its third Big Ten Tournament championship and claim a No. 1 seed in the NCAA Tournament.







# SPARTAN ALL-AMERICANS




## ROGER GROVE

1930

### Les Gage All-America

Grove became MSU's first All-American in 1930 when he found a spot on the Les Gage All-America team as a junior. He led the Spartans in scoring both as a junior (90 points) and a senior (135 pts.), serving as a team captain in 1931 as the Spartans finished the season with a 16-1 mark.




## CHET AUBUCHON

1940

### Converse Yearbook (3rd)

One of MSU's smallest All-Americans, Aubuchon led the 1939-40 Spartans in scoring. He was widely recognized for his skills as a ball handler, earning the nickname "Houdini of the Hardwood." He missed the next season with a serious blood disease, but captained the 1941-42 Spartans.



## JULIUS MCCOY

1956

### Converse Yearbook (2nd), Helms Foundation (2nd), Associated Press (3rd), UPI (3rd), NABC (3rd)

McCoy averaged 27.2 points in 1956, nearly tripling the second-best scoring average on the team. He closed his career with 1,377 points in three seasons, leaving MSU as the school's all-time leading scorer at the time.



## JACK QUIGGLE

1957

### Helms Foundation (1st)

As a junior, Quiggle averaged 15.3 points and 5.6 rebounds, leading Michigan State to its first Final Four in school history. He closed the season by averaging 16.5 points in four NCAA Tournament games, earning All-Regional honors.



## JOHNNY GREEN

1958

### NABC (2nd), International News Service (2nd), Converse Yearbook (2nd), Sporting News (2nd), Associated Press (3rd), UPI (3rd), Helms Foundation (3rd)

### 1959 - CONSENSUS SECOND TEAM

### Helms Foundation (1st), Look Magazine (1st), Converse Yearbook (1st), Associated Press (2nd), NABC (2nd), UPI (2nd), Newspaper Enterprises Assn. (2nd), Sporting News (2nd)

As a sophomore, Green earned a spot on the NCAA All-Tournament Team as MSU advanced to the 1957 Final Four. That performance led to two of the strongest seasons in Spartan history. In 1958, he averaged an MSU single-season record 17.8 rebounds to go along with 18.0 points. One year later, he averaged 18.5 points and 16.6 rebounds.



# SPARTAN ALL-AMERICANS



## RALPH SIMPSON

1970

**NABC (3rd), Helms Foundation**

In his only season of competition with the Spartans, Simpson burst on the scene in 1970, averaging 29.0 points as a sophomore, the second-best single-season average in MSU history. He also added 10.3 rebounds. After the year, he signed a contract with the Denver Rockets under the ABA's hardship rule.



## MIKE ROBINSON

1974

**Converse Yearbook (2nd), Helms Foundation**

Robinson led the Big Ten in scoring as a sophomore and a junior, but earned All-America accolades as a senior, averaging 22.4 points in 1974. He left MSU as the school's all-time leading scorer with 1,717 points and still stands No. 10 on the all-time scoring chart.



## TERRY FURLOW

1976

**Converse Yearbook (2nd), Associated Press (3rd), UPI (3rd), Helms Foundation**

Furlow averaged 29.4 points as a senior, establishing an MSU single-season scoring average record. In conference games, he averaged a remarkable 31.0 points per game. He finished his career with a then-school-record 1,777 points.



## EARVIN "MAGIC" JOHNSON

1978

**NABC (2nd), Associated Press (3rd), UPI (3rd), Helms**

**1979 - CONSENSUS FIRST TEAM**

**Associated Press (1st), NABC (1st), USBWA (1st), UPI (1st), Sporting News (1st), Converse Yearbook (1st), Wooden Award (1st), Helms**

Johnson is the only Spartan freshman to earn All-America honors, averaging 17.0 points, 7.9 rebounds and 7.4 assists in 1978. One year later, he became Michigan State's first consensus First-Team All-American, averaging 17.1 points, 7.3 rebounds and an MSU single-season record 8.4 assists. He also led the Spartans with 2.3 steals per game. After coming up one game short of the 1978 Final Four, Johnson and the Spartans captured the 1979 NCAA Championship, as he earned Most Outstanding Player honors.



## GREG KELSER


1979

**Converse Yearbook (1st), Wooden Award (1st), Associated Press (3rd), Helms Foundation**

Kelser was the leading scorer and rebounder on Michigan State's 1979 NCAA Championship team, averaging 18.8 points and 8.7 rebounds per game. He became the first player in Spartan history to record more than 2,000 points and 1,000 rebounds in his career.



# SPARTAN ALL-AMERICANS



## JAY VINCENT

1981

AP (3rd)

A sophomore starter on the 1979 NCAA Championship team, Jay Vincent averaged 22.6 points and 8.5 rebounds as a senior in 1981, earning Big Ten Player of the Year honors. Vincent led the Big Ten in scoring in conference games as both a junior and senior.



## SAM VINCENT

1985

**Sporting News (1st), NABC (2nd), Basketball Times (2nd), Associated Press (3rd), UPI (3rd)**

Sam Vincent averaged 23.0 points in 1985, joining his brother Jay as the only Spartan brothers to earn All-America honors. He averaged a Big Ten-best 23.7 points in conference games. Despite his 6-foot-2 frame, he shot a remarkable 54.4 percent from the field.



## SCOTT SKILES

1986 - **CONSENSUS SECOND TEAM**

**UPI (1st), Sporting News (1st), Basketball Times (1st), Associated Press (2nd), USBWA (2nd), NABC (4th)**

Skiles scored a single-season record 850 points as a senior, averaging 27.4 points and leading the Big Ten with 29.1 points per conference game. He also averaged 6.5 assists per game.



## STEVE SMITH

1990

**Sporting News (1st), Wooden Award (1st), Basketball Times (2nd), Associated Press (3rd), UPI (3rd)**

1991 - **CONSENSUS SECOND TEAM**

**NABC (1st), Sporting News (1st), Wooden Award (1st), Associated Press (2nd), Basketball Times (2nd), UPI (3rd)**

Smith averaged 20.2 points as a junior. One year later, he averaged 25.1 points to be a consensus pick. At the time he finished his career, Smith was MSU's all-time leading scorer.



## SHAWN RESPERT

1994

UPI (3rd)

1995 - **CONSENSUS FIRST TEAM**

**Associated Press (1st), NABC (1st), USBWA (1st), UPI (1st), Sporting News (1st), Basketball Times (1st), Wooden Award (1st)**

MSU's all-time leading scorer, Respert averaged 25.6 points as a senior, earning consensus All-America honors, and winning the Big Ten scoring crown. He shot 47.3 percent from the field and 47.4 percent from 3-point range. A year earlier, he averaged 24.3 points.

# SPARTAN ALL-AMERICANS



## MATEEN CLEAVES

**1998 - CONSENSUS SECOND TEAM**

USBWA (1st), Associated Press (2nd), NABC (3rd), Basketball Times (2nd)

**1999 - CONSENSUS FIRST TEAM**

Associated Press (1st), NABC (1st), USBWA (1st), Wooden Award (1st), Sporting News (2nd), Basketball Times (2nd)

**2000 - CONSENSUS SECOND TEAM**

Sporting News (1st), Wooden Award (1st), Associated Press (2nd), Basketball Times (2nd), NABC (3rd)

MSU's only three-time consensus All-American, Cleaves averaged a personal-best 16.1 points in 1998. One year later, he averaged 11.7 points and 7.2 assists as a consensus first-team selection. Despite missing 13 games as a senior, he was still a consensus second-team pick, leading MSU to the 2000 NCAA title.



## MORRIS PETERSON

**2000 - CONSENSUS SECOND TEAM**

Sporting News (1st), Wooden Award (1st), AP (2nd), NABC (2nd), USBWA (2nd)

In his only season as a full-time starter, Peterson averaged a team-best 16.8 points as a senior, earning Big Ten MVP honors and leading Michigan State to the 2000 NCAA Championship. As a junior, Peterson became the first reserve in Big Ten history to earn first-team all-league honors.



## CHARLIE BELL

**2001**

Wooden Award (1st), NABC (2nd), ESPN's Dick Vitale (2nd), Associated Press (3rd)

After being a role player for his first three seasons, Bell emerged as a star as a senior. The all-around guard averaged 13.5 points, 5.1 assists and 4.7 rebounds in addition to being the squad's top perimeter defender. He opened the season by became the first Spartan since Magic Johnson to record a triple-double.



## JASON RICHARDSON

**2001 - CONSENSUS SECOND TEAM**

ESPN's Dick Vitale (1st), Associated Press (2nd), USBWA (2nd), Sporting News (2nd), Basketball Times (2nd), NABC (3rd)

Richardson averaged just 5.1 points as a reserve on the 2000 NCAA title team. He returned for his sophomore season as MSU's leading scorer at 14.7 points, including many highlight reel plays.





## SPARTAN ALL-AMERICANS



### DREW NEITZEL

2007

CBS Sportsline.com (2nd), ESPN's Dick Vitale (2nd)

Neitzel was MSU's starting point guard in his first two seasons. As a junior, he excelled as MSU's go-to scorer, averaging a team-best 18.1 points per game, while still dishing out 4.3 assists. His scoring increase of +9.8 points is the third-largest amount by a Spartan starter in school history.



### DRAYMOND GREEN

2012 - CONSENSUS FIRST TEAM

Associated Press (1st), CBS Sports.com (1st), NABC (1st), Sporting News (1st), Wooden Award (1st), USBWA (1st)

MSU's first consensus First-Team All-American since 1999, Green led the Spartans in scoring (16.2 ppg) and rebounding (10.6 rpg), ranking ninth in the nation in rebounding and third in double-doubles. He was the first player from a power six conference to average 15 points, 10 rebounds and three assists since Tim Duncan in 1997. The NABC Division I Player of the Year, he was named Big Ten Player of the Year and Most Outstanding Player of the Big Ten Tournament.

## ACADEMIC ALL-AMERICANS



**RALPH SIMPSON**  
1970



**GREG KELSER**  
1979 - 1ST TEAM



**MATT STEIGENGA**  
1990 - 3RD TEAM



**CHRIS HILL**  
2003 - 3RD TEAM  
2004 - 1ST TEAM  
2005 - 1ST TEAM  
2005 ACADEMIC  
AA OF THE YEAR



**DREW NEITZEL**  
2008 - 2ND TEAM



## RETIRED JERSEYS



- \* 340-220 in 19 years at MSU
- \* 1979 NCAA Championship
- \* Three Big Ten Championships
- \* Coached 23 NBA Draft Picks
- \* 2001 Inductee - MSU Hall of Fame



- Guard - Plymouth, Ind.**
- \* 2,145 Career Points
  - \* 1986 All-American
  - \* 1986 Big Ten Player of the Year
  - \* 1986 Chicago Tribune Silver Basketball



- Guard - Flint, Mich.**
- \* Big Ten Career Assists Leader
  - \* 1998, 1999, 2000 All-American
  - \* 1998 & 1999 Big Ten Player of the Year and Chicago Tribune Silver Basketball



- Guard - Detroit, Mich.**
- \* 2,263 Career Points
  - \* 1990 & 1991 All-American
  - \* 1990 Chicago Tribune Silver Basketball



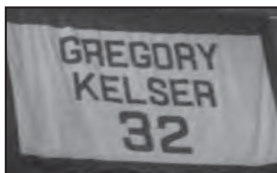
- Center - Dayton, Ohio**
- \* Owns MSU record for career rebounding average
  - \* 1958 & 1959 All-American
  - \* 1959 Chicago Tribune Silver Basketball



- Guard - Detroit, Mich.**
- \* 2,531 Career Points - MSU leader
  - \* 1994 & 1995 All-American
  - \* 1995 Big Ten Player of the Year
  - \* 1995 Chicago Tribune Silver Basketball



- Forward/Center - Lansing, Mich.**
- \* 1,914 Career Points
  - \* 1981 All-American
  - \* 1981 Big Ten Player of the Year



- Forward - Detroit, Mich.**
- \* 2,014 Career Points
  - \* 1,092 Career Reb. - MSU leader
  - \* 1979 All-American
  - \* 1979 Academic All-American



- Guard - Lansing, Mich.**
- \* 1978 & 1979 All-American
  - \* 1979 Chicago Tribune Silver Basketball



- Guard - Flint, Mich.**
- \* 1,588 Career Points
  - \* 2000 All-American
  - \* 2000 Big Ten Player of the Year
  - \* 2000 Chicago Tribune Silver Basketball



### EARVIN "MAGIC" JOHNSON

- \* 1979 NCAA Champion
- \* Redefined point guard position
- \* Five-Time NBA Champion
- \* 2002 Naismith Hall of Fame Inductee
- \* 2009 National Collegiate Basketball Hall of Fame Inductee
- \* Three-Time NBA MVP
- \* Three-Time NBA Finals MVP
- \* 12-Time NBA All-Star (MVP Twice)
- \* 13-Year NBA career - Finishing No. 1 in career assists and No. 2 in career steals



# HONORS & AWARDS

## Basketball Times National Player of the Year

1986 Scott Skiles

## Sporting News National Player of the Year

1995 Shawn Respert

## NABC National Player of the Year

1995 Shawn Respert

2012 Draymond Green

## Associated Press National Coach of the Year

1998 Tom Izzo

## Basketball News National Coach of the Year

1998 Tom Izzo

## Basketball Times National Coach of the Year

1999 Tom Izzo

## CBSports.com National Coach of the Year

2012 Tom Izzo

## Clair Bee National Coach of the Year

2005 Tom Izzo

## NABC National Coach of the Year

2001 Tom Izzo

2012 Tom Izzo

## USBWA National Coach of the Year

1998 Tom Izzo

## Chicago Tribune Silver Basketball

1959 Johnny Green, C

1979 Earvin Johnson, G

1986 Scott Skiles, G

1990 Steve Smith, G

1995 Shawn Respert, G

1998 Mateen Cleaves, G

1999 Mateen Cleaves, G

2000 Morris Peterson, F

## Big Ten Player of the Year

(Media or coaches) \*

1981 Jay Vincent, F

1986 Scott Skiles, G

1995 Shawn Respert, G

1998 Mateen Cleaves, G

1999 Mateen Cleaves, G (C)

2000 Morris Peterson, F (C)

2009 Kalin Lucas, G

2012 Draymond Green, F

\* Player of the year selected under the auspices of Associated Press and United Press from 1986-89.

## All-Big Ten

### First Team

1956 Julius McCoy, F

1957 Jack Quiggle, G

Johnny Green, C

1958 Johnny Green, C

1959 Johnny Green, C

1960 Horace Walker, C

1966 Stanley Washington, F

1969 Lee Lafayette, C

1970 Ralph Simpson, F

1972 Michael Robinson, G

1973 Michael Robinson, G

1974 Michael Robinson, G

Lindsay Hairston, C

1975 Lindsay Hairston, C

Terry Furlow, F

1976 Terry Furlow, F

1978 Earvin Johnson, F/G

1979 Earvin Johnson, F/G

Greg Kelsor, F

1980 Jay Vincent, F

1981 Jay Vincent, F

1982 Kevin Smith, G

1984 Sam Vincent, G

1985 Sam Vincent, G

1986 Scott Skiles, G

1990 Steve Smith, G

1991 Steve Smith, G

1992 Mike Peplowski, C

1994 Shawn Respert, G

1995 Shawn Respert, G

1998 Mateen Cleaves, G



**Kalin Lucas earned Big Ten Player of the Year honors in 2009.**

1999 Mateen Cleaves, G

2000 Morris Peterson, F

Mateen Cleaves, G

Morris Peterson, F

2001 Charlie Bell, G (M)

Jason Richardson, G/F

2002 Marcus Taylor, G

2004 Paul Davis, C

2007 Drew Neitzel, G

2008 Drew Neitzel, G (C)

2009 Kalin Lucas, G

2010 Kalin Lucas, G

2012 Draymond Green, F

## Second Team

1953 Albert Ferrari, G

1955 Albert Ferrari, G

1954 Julius McCoy, F

1958 Robert Anderegg, F

Jack Quiggle, G

1959 Robert Anderegg, F

1960 Lance Olson, F

1964 George (Pete) Gent, F

1965 Stanley Washington, F

1966 William Curtis, C

1967 Matthew Aitch, C

Lee Lafayette, C

1968 Lee Lafayette, C

1977 Greg Kelsor, F

1978 Greg Kelsor, F

1981 Kevin Smith, G

1983 Sam Vincent, G

1985 Scott Skiles, G

1986 Darryl Johnson, G

1987 Darryl Johnson, G

1990 Kirk Manns, G

1993 Shawn Respert, G

1995 Eric Snow, G

1996 Quinton Brooks, F

2001 Charlie Bell, G (C)

Andre Hutson, F

2003 Chris Hill, G

2004 Chris Hill, G

2005 Alan Anderson, F (M)

Maurice Ager, G (C)

2006 Maurice Ager, G (M)

Shannon Brown, G

Paul Davis, C

2008 Drew Neitzel, G (M)

Raymar Morgan, F

2009 Goran Suton, C

2011 Kalin Lucas, G

2013 Gary Harris, G

Adreian Payne, F

Keith Appling, G (C)

## Third Team

1958 Larry Hedden, F

1962 George (Pete) Gent, F

1963 George (Pete) Gent, F

1964 Stanley Washington, F

1982 Kevin Smith, G

1983 Kevin Willis, C

1984 Sam Vincent, G

1986 Darryl Johnson, G

1989 Steve Smith, G

1992 Shawn Respert, G

Mark Montgomery, G

1993 Mike Peplowski, C

1995 Jamie Feick, C

1997 Antonio Smith, F

1998 Antonio Smith, F

1999 Antonio Smith, F

2000 Charlie Bell, G

2002 Adam Ballinger, F (M)

2004 Kelvin Torbert, G (M)

2005 Alan Anderson, F (C)

Maurice Ager, G (M)

Paul Davis, C

2006 Maurice Ager, G (C)

2010 Draymond Green, F

Raymar Morgan, F (C)

2011 Draymond Green, F

2012 Keith Appling, G

2013 Keith Appling, G (M)

C-Coaches; M-Media

## Big Ten Coach of the Year

1978 Jud Heathcote

1986 Jud Heathcote

1998 Tom Izzo

2009 Tom Izzo

2012 Tom Izzo

## Big Ten Freshman of the Year

2013 Gary Harris, G

## Big Ten Defensive Player of the Year

1990 Ken Redfield, F

1995 Eric Snow, G

2009 Travis Walton, G

## Big Ten Sixth Man of the Year

2010 Draymond Green, F

## Big Ten Scoring Champions

(Conference game average)

1972 Mike Robinson (27.2 ppg)

1973 Mike Robinson (26.7 ppg)

1975 Terry Furlow (20.2 ppg)

1976 Terry Furlow (31.0 ppg)

1980 Jay Vincent (22.1 ppg)

1981 Jay Vincent (24.1 ppg)

1985 Sam Vincent (23.7 ppg)

1986 Scott Skiles (29.1 ppg)

1991 Steve Smith (23.2 ppg)

1995 Shawn Respert (25.5 ppg)

2002 Marcus Taylor (17.7 ppg)

## Big Ten All-Freshman Team

2004 Shannon Brown, G

2005 Drew Neitzel, G

2007 Raymar Morgan, F

## HONORS &amp; AWARDS



*Travis Walton was a three-time Big Ten All-Defensive Team member and Defensive Player of the Year in 2009.*

2009	Delvon Roe, F
2012	Branden Dawson, G
2013	Gary Harris, G

### Big Ten All-Defensive Team

2006	Shannon Brown, G
2007	Travis Walton, G
2008	Travis Walton, G
2009	Travis Walton, G
2011	Delvon Roe, F
2012	Draymond Green, F

### Big Ten Player of the Week

(Since 1981-82 season)

Feb. 28, 1983	Scott Skiles
March 7, 1983	Scott Skiles
Feb. 4, 1985	Sam Vincent
March 4, 1985	Sam Vincent
Jan. 20, 1986	Scott Skiles
Feb. 3, 1986	Scott Skiles
Feb. 17, 1986	Darryl Johnson
Dec. 7, 1988	Steve Smith
Dec. 20, 1988	Steve Smith
Jan. 31, 1989	Kirk Manns
Dec. 4, 1989	Steve Smith
Feb. 13, 1990	Kirk Manns
March 6, 1990	Steve Smith
March 13, 1990	Steve Smith
Jan. 15, 1991	Mike Peplowski
Jan. 22, 1991	Steve Smith
Dec. 23, 1991	Mike Peplowski
Feb. 17, 1992	Mike Peplowski
Dec. 14, 1992	Mike Peplowski
Feb. 28, 1994	Shawn Respert
Jan. 9, 1995	Eric Snow
Jan. 17, 1995	Shawn Respert
Jan. 30, 1995	Shawn Respert
Feb. 27, 1995	Eric Snow
March 13, 1995	Shawn Respert
Jan. 19, 1998	Mateen Cleaves
Feb. 2, 1998	Mateen Cleaves
Jan. 4, 1999	Morris Peterson
Jan. 24, 1999	Mateen Cleaves
Jan. 10, 2000	Morris Peterson
Feb. 7, 2000	Morris Peterson
Feb. 21, 2000	Mateen Cleaves
Nov. 20, 2000	Charlie Bell
Dec. 31, 2000	Charlie Bell

Jan. 15, 2001	Jason Richardson
Feb. 19, 2001	Jason Richardson
Feb. 25, 2002	Adam Ballinger
March 4, 2002	Marcus Taylor
Jan. 27, 2003	Chris Hill
Jan. 19, 2004	Paul Davis
Feb. 2, 2004	Paul Davis
Dec. 13, 2004	Paul Davis
March 7, 2005	Alan Anderson
Nov. 28, 2005	Paul Davis
Dec. 26, 2005	Shannon Brown
Jan. 16, 2006	Paul Davis
March 6, 2006	Paul Davis
Nov. 20, 2006	Drew Neitzel
Nov. 27, 2006	Drew Neitzel
Feb. 26, 2007	Drew Neitzel
Nov. 19, 2007	Raymar Morgan
Jan. 7, 2008	Raymar Morgan
Jan. 28, 2008	Drew Neitzel
March 3, 2008	Goran Sutton
Jan. 5, 2009	Raymar Morgan
Jan. 12, 2009	Kalin Lucas
Feb. 16, 2009	Delvon Roe
Feb. 1, 2010	Durrell Summers
March 1, 2010	Raymar Morgan
Nov. 29, 2010	Kalin Lucas
Jan. 17, 2011	Draymond Green
Dec. 5, 2011	Keith Appling
Dec. 12, 2011	Draymond Green
Jan. 2, 2012	Keith Appling
Jan. 30, 2012	Draymond Green
Feb. 13, 2012	Draymond Green
Feb. 20, 2012	Draymond Green
Dec. 24, 2012	Derrick Nix
Feb. 4, 2013	Keith Appling

### Big Ten Freshman of the Week

(Since 2010-11 season)

Jan. 30, 2012	Branden Dawson
Nov. 19, 2012	Gary Harris
Dec. 10, 2012	Gary Harris
Feb. 18, 2013	Gary Harris

### NCAA All-Tournament Team

1957	Johnny Green
1979	Earvin Johnson
	Greg Kelser

2000	Charlie Bell
	Mateen Cleaves
	A.J. Granger
	Morris Peterson
2009	Kalin Lucas
	Goran Sutton

### Final Four Most Outstanding Player

1979	Earvin Johnson
2000	Mateen Cleaves

### NCAA Tournament All-Regional Team

1957	Johnny Green (Midwest)
	Jack Quiggle (Midwest)
1959	Bob Anderegg (Midwest)
	Johnny Green (Midwest)
1978	Earvin Johnson (Midwest)
	Greg Kelser (Midwest)
1979	Earvin Johnson (Midwest)
	Greg Kelser (Midwest)
1986	Scott Skiles (Midwest)
1990	Steve Smith (Southeast)
1999	Mateen Cleaves (Midwest)
	A.J. Granger (Midwest)
	Morris Peterson (Midwest)
2000	Mateen Cleaves (Midwest)
	A.J. Granger (Midwest)
	Andre Hutson (Midwest)
	Morris Peterson (Midwest)
2001	Charlie Bell (South)
	David Thomas (South)
2003	Paul Davis (South)
	Erazem Lorbek (South)
2005	Maurice Ager (Austin)
	Shannon Brown (Austin)
	Paul Davis (Austin)
2009	Kalin Lucas (Midwest)
	Goran Sutton (Midwest)
	Travis Walton (Midwest)
2010	Draymond Green (Midwest)
	Durrell Summers (Midwest)
2012	Draymond Green (West)

### NCAA Regional Most Outstanding Player

1979	Greg Kelser (Midwest)
1999	Morris Peterson (Midwest)
2000	Morris Peterson (Midwest)
2001	Charlie Bell (South)
2005	Shannon Brown (Austin)
2009	Goran Sutton (Midwest)
2010	Durrell Summers (Midwest)

### Most Valuable Player

(By vote of team to receive Chicago Tribune Award)

1951	James Snodgrass
1952	William Bower
1953	Albert Ferrari
1954	Albert Ferrari

1955	Albert Ferrari
1956	Julius McCoy
1957	George Ferguson
1958	Johnny Green
1959	Johnny Green
1960	Horace Walker
1961	Arthur Schwarm
1962	George (Pete) Gent
1963	Edward (Ted) Williams
1964	Frederick Thomann
1965	Stanley Washington
1966	Stanley Washington
1967	Matthew Aitch
1968	Lee Lafayette
1969	Lee Lafayette
1970	Ralph Simpson
1971	William Kilgore
1972	William Kilgore
1973	William Kilgore
1974	Michael Robinson
1975	Lindsay Hairston
1976	Terry Furlow
1977	Robert Chapman
1978	Greg Kelser
1979	Earvin Johnson
1980	Jay Vincent
1981	Jay Vincent
1982	Kevin Smith
1983	Sam Vincent
1984	Sam Vincent
1985	Sam Vincent
1986	Scott Skiles
1987	Darryl Johnson
1988	Carlton Valentine
1989	Steve Smith
1990	Steve Smith
1991	Steve Smith
1992	Dwayne Stephens
1993	Mike Peplowski
1994	Shawn Respert
1995	Shawn Respert
1996	Quinton Brooks
1997	Ray Weathers
1998	Mateen Cleaves
1999	Mateen Cleaves
2000	Mateen Cleaves
	Morris Peterson
2001	Andre Hutson
	Jason Richardson
2002	Marcus Taylor
2003	Alan Anderson
	Chris Hill
2004	Paul Davis
2005	Alan Anderson
2006	Maurice Ager
	Shannon Brown
	Paul Davis
2007	Drew Neitzel
2008	Drew Neitzel
	Raymar Morgan
2009	Kalin Lucas
2010	Kalin Lucas
	Raymar Morgan
2011	Kalin Lucas
2012	Draymond Green
2013	Gary Harris



# HONORS & AWARDS

## Most Valuable Player

(By vote of press, radio, and television representatives to receive Charles S. Phillips Award)

1951	Ray Steffen
1952	William Bower
1953	Albert Ferrari
1954	Albert Ferrari
1955	Albert Ferrari
1956	Julius McCoy
1957	Jack Quiggle
1958	Johnny Green
1959	Johnny Green
1960	Horace Walker
1961	Arthur Schwarm
1962	George (Pete) Gent
1963	Edward (Ted) Williams
1964	George (Pete) Gent
1965	William Curtis
1966	Stanley Washington
1967	Matthew Aitch
1968	Lee Lafayette
1969	Lee Lafayette
1970	Ralph Simpson
1971	William Kilgore
1972	Michael Robinson
1973	Michael Robinson
1974	Michael Robinson
1975	Lindsay Hairston
1976	Terry Furlow
1977	Greg Kelser
1978	Earvin Johnson
1979	Earvin Johnson
	Greg Kelser
1980	Jay Vincent
1981	Jay Vincent
1982	Kevin Smith
1983	Scott Skiles
1984	Sam Vincent
1985	Sam Vincent
1986	Scott Skiles
1987	Darryl Johnson
1988	Ken Redfield
1989	Steve Smith
1990	Steve Smith
1991	Steve Smith
1992	Mike Peplowski
1993	Shawn Respert
1994	Shawn Respert
1995	Shawn Respert
	Eric Snow
1996	Quinton Brooks
1997	Ray Weathers
1998	Mateen Cleaves
1999	Mateen Cleaves
2000	Mateen Cleaves
	Morris Peterson
2001	Charlie Bell
	Andre Hutson
2002	Marcus Taylor
2003	Chris Hill
2004	Paul Davis
2005	Alan Anderson
2006	Paul Davis
2007	Drew Neitzel
2008	Drew Neitzel

2009	Kalin Lucas
2010	Draymond Green
2011	Kalin Lucas
2012	Draymond Green
2013	Keith Appling

## John E. Benington

### Best Defensive Player

1977	James Coutre
1978	Robert Chapman
1979	Earvin Johnson
1980	Terry Donnelly
1981	Rick Kaye
1982	Ben Tower
1983	Ben Tower
1984	Ben Tower
1985	Richard Mudd
1986	Barry Fordham
1987	Vernon Carr
1988	Ed Wright
1989	Ken Redfield
1990	Ken Redfield
1991	Dwayne Stephens
1992	Mark Montgomery
1993	Dwayne Stephens
1994	Eric Snow
1995	Eric Snow
1996	Daimon Beathia
1997	Ray Weathers
1998	Charlie Bell
	Mateen Cleaves
	Antonio Smith
1999	Charlie Bell
2000	Charlie Bell
2001	Charlie Bell
	Andre Hutson
2002	Alan Anderson
	Kelvin Torbert
2003	Kelvin Torbert
2004	Kelvin Torbert
2005	Alan Anderson
	Kelvin Torbert
2006	Shannon Brown
2007	Travis Walton
2008	Travis Walton
2009	Travis Walton
2010	Chris Allen
	Raymar Morgan
2011	Keith Appling
2012	Keith Appling
2013	Keith Appling
	Gary Harris

## Academic

### All-Big Ten

(from 1964)

1966	Bill Curtis
1968	Steve Rymal
1970	Ralph Simpson
1978	Terry Donnelly
1979	Greg Kelser
1990	Mark Montgomery
	Matt Steigenga
1991	Mark Montgomery
	Mike Peplowski
	Matt Steigenga



**Kelvin Torbert was voted MSU's Best Defensive Player four straight years.**

1992	Matt Steigenga
1994	Steve Polonowski
	Erik Qualman
1995	Steve Nicodemus
	Steve Polonowski
	Mark Prylow
1996	Steve Nicodemus
	Steve Polonowski
1997	Steve Polonowski
2000	Mat Ishbia
2001	Jason Andreas
	Mat Ishbia
2002	Jason Andreas
	Mat Ishbia
	Brian Westrick
2003	Jason Andreas
	Chris Hill
	Brian Westrick
	Adam Wolfe
2004	Jason Andreas
	Chris Hill
2005	Chris Hill
	Drew Naymick
2006	Jason Aerts
	Idong Ibok
	Drew Neitzel
2007	Brandon Darnton
	Jacob Hannon
	Idong Ibok
	Drew Naymick
	Drew Neitzel
	Bryan Tibaldi
2008	Isaiah Dahlman
	Tom Herzog
	Idong Ibok
	Drew Naymick
	Drew Neitzel
2009	Isaiah Dahlman
	Tom Herzog
	Idong Ibok
	Mike Kebler
2010	Isaiah Dahlman
	Tom Herzog
	Mike Kebler
2011	Mike Kebler
	Dan Chapman
2012	Adreian Payne
2013	Dan Chapman

## Academic

### All-District IV

1990	Matt Steigenga
2003	Chris Hill
2004	Chris Hill
2005	Chris Hill
2008	Drew Neitzel

### Most Improved Player

1963	William Berry
1964	Stanley Washington
1965	Edward (Ted) Garry
1966	Matthew Aitch
1967	Heywood Edwards
1968	James Gibbons
1969	Tom Lick
1970	Rudy Benjamin
1971	Paul Dean
1972	Gary Ganakas
1973	Benny White
1974	Lindsay Hairston
1975	William Glover
1976	Dan Riewald
1977	Ronald Charles
1978	Michael Brkovich
1979	Terry Donnelly
1980	Ronald Charles
1981	Ben Tower
1982	Kevin Willis
1983	Kevin Willis
1984	Larry Polec
1985	Sam Vincent
1986	Darryl Johnson
1987	Carlton Valentine
1988	George Papadakis
1989	Kirk Manns
1990	Kirk Manns
1991	Mark Montgomery
1992	Dwayne Stephens
1993	Eric Snow
1994	Anthony Miller
1995	Jamie Feick
1996	Ray Weathers
1997	Antonio Smith
	Mateen Cleaves
1998	Morris Peterson
	Jason Klein
1999	Morris Peterson
2000	A.J. Granger
	Charlie Bell
2001	Jason Andreas
2002	Jason Andreas
	Adam Ballinger
2003	Kelvin Torbert
2004	Maurice Ager
	Kelvin Torbert
2005	Maurice Ager
2006	Shannon Brown
2007	Goran Sutton
2008	Kalin Lucas
2009	Delvon Roe
	Durrell Summers
2010	Draymond Green
2011	Mike Kebler
2012	Derrick Nix
2013	Adreian Payne



## HONORS &amp; AWARDS

**Stephen G. Scofes  
Inspirational Player\***

1963	William Schwarz
1964	Marcus Sanders
1965	John Shick
1966	Edward (Ted) Crary
1967	Edward (Ted) Crary
1968	Gerald Geistler
1969	John Holms
1970	Steve Kirkpatrick
1971	Ronald Gutkowski
1972	Ronald Gutkowski
1973	Gary Ganakas
1974	Robert (Joe) Shackleton
1975	Lovelle Rivers
1976	Benny White
1977	Edgar Wilson
1978	Dan Riewald
	Alfred Brown
1979	Mike Longaker
1980	Mike Longaker
1981	Mike Brkovich
1982	Derek Perry
1983	Derek Perry
1984	Ben Tower
1985	Scott Skiles
1986	Larry Polec
1987	Barry Fordham
1988	Todd Wolfe
1989	Todd Wolfe
1990	Todd Wolfe
1991	Mike Peplowski
1992	Matt Steigenga
1993	Mike Peplowski
1994	Kris Weshinski
1995	Eric Snow
1996	David Hart
1997	Steve Polonowski
1998	DuJuan Wiley
1999	Antonio Smith
2000	Mateen Cleaves
2001	Brandon Smith
	David Thomas
2002	Mat Ishbia
2003	Adam Wolfe
2004	Jason Andreas
2005	Delco Rowley
2006	Delco Rowley
2007	Travis Walton
2008	Travis Walton
2009	Travis Walton
2010	Isaiah Dahlman
2011	Draymond Green
2012	Draymond Green
2013	Austin Thornton
	Derrick Nix

\* Sportsmanship Award prior to 1995

**Unsung Player**

1989	Jim Sarkine
1990	Dave Mueller
1991	Jeff Casler
1992	Ron Haley
1993	Jon Zulauf
1994	Erik Qualman

1995	Mark Prylow
1996	Antonio Smith
1997	Morris Peterson
1998	Andre Hutson
	Jason Klein
1999	Andre Hutson
2000	Andre Hutson
	A.J. Granger
2001	David Thomas
2002	Tim Bograkovs
	Chris Hill
2003	Jason Andreas
2004	Tim Bograkovs
	Rashi Johnson
2005	Tim Bograkovs
2006	Delco Rowley
	Matt Trannon
2007	Drew Naymick
2008	Drew Naymick
2009	Isaiah Dahlman
	Idong Ibok
2010	Isaiah Dahlman
2011	Mike Kebler
2012	Anthony Ianni
	Derrick Nix
2013	Denzel Valentine

**Chairman of the  
Boards**

1996	Jamie Feick
2000	Morris Peterson
2001	Andre Hutson
	Zach Randolph
2002	Adam Ballinger
2003	Aloysius Anagnone
2004	Paul Davis
2005	Paul Davis
2006	Paul Davis
2007	Goran Sutton
2008	Goran Sutton
2009	Goran Sutton
2010	Draymond Green
2011	Draymond Green
2012	Draymond Green
2013	Adreian Payne

**Scholar-Athlete Award**

1996	Steve Nicodemus
	Steve Polonowski
1997	Steve Polonowski
1998	A.J. Granger
1999	Charlie Bell
2000	A.J. Granger
2001	Jason Andreas
2002	Jason Andreas
2003	Chris Hill
2004	Chris Hill
2005	Chris Hill
	Drew Naymick
2006	Drew Naymick
2007	Jacob Hannon
	Drew Naymick
2008	Tom Herzog
	Chet Aubuchon
	Drew Naymick
	Drew Neitzel

2009	Tom Herzog
	Idong Ibok
	Mike Kebler
2010	Tom Herzog
	Mike Kebler
2011	Mike Kebler
2012	Adreian Payne
2013	Adreian Payne

**Distinguished  
Spartan Award**

1997	Rickey Ayala
1998	Julius McCoy
1999	Robin Roberts
2000	Horace Walker
2001	Johnny Green
2002	Gus Ganakas
2003	Lance Olson
2004	Greg Kelsner
	Peter Gent
2006	Kevin Willis
2007	Michael Longaker
2009	Jay Vincent

**Antonio Smith  
Glue and Guts Award**

2001	Aloysius Anagnone
	Andre Hutson
2002	Aloysius Anagnone
2003	Aloysius Anagnone
2004	Tim Bograkovs
2005	Tim Bograkovs
2006	Matt Trannon
2007	Travis Walton
2008	Travis Walton
2009	Travis Walton
2010	Draymond Green
2011	Draymond Green
	Delvon Roe
2012	Draymond Green
2013	Derrick Nix

**Tim Bograkovs  
Walk-On Award**

2007	Jacob Hannon
2008	Mike Kebler
2009	Jon Crandell
2010	Jon Crandell
2011	Anthony Ianni
2012	Dan Chapman
2013	Dan Chapman

**MSU Athletics  
Hall of Fame**

1992	Jack Breslin
	Bob Carey
	Lynn Chadnois
	Lyman Frimodig
	Johnny Green
	Earvin Johnson
	Robin Roberts
1996	Chet Aubuchon
	Greg Kelsner

2000	Roger Groove
	Brad Van Pelt
2001	Jud Heathcote
	Steve Smith
2007	Scott Skiles
2010	Julius McCoy
2011	Mateen Cleaves
2012	Shawn Respert
2013	Morris Peterson

**Jesse Owens Big Ten  
Male Athlete of the  
Year**

2012	Draymond Green
------	----------------

**George Alderton  
Athlete of the Year**

(Presented annually to the top male athlete at MSU)

1985	Sam Vincent
1986	Scott Skiles
1991	Steve Smith
1995	Shawn Respert
1999	Mateen Cleaves
2000	Mateen Cleaves
2012	Draymond Green

**Big Ten Conference  
Medal of Honor**

(Presented annually at each conference institution for outstanding achievement in academics and athletics)

1959	Robert Anderegg
1964	George (Pete) Gent
1979	Greg Kelsner
1981	Jay Vincent
2005	Chris Hill
2008	Drew Neitzel

**Dr. James Feurig  
Achievement &  
Service Award**

(Presented to a graduating senior for athletic and academic success, who demonstrates involvement in school/campus and community activities)

1980	Michael Longaker
1987	Barry Fordham
1992	Matt Steigenga

**Chester Brewer  
Leadership Award**

(Presented to a graduating senior for athletic and academic achievement and for possessing a high degree of character, leadership qualities and skill)

1957	Pat Wilson
1968	John Bailey
1980	Terry Donnelly
1995	Eric Snow



## CURRENT SPARTANS IN THE NBA

Five former Spartans saw action in the 2012-13 NBA season.



### ZACH RANDOLPH

*Memphis Grizzlies*

Randolph earned NBA All-Star honors for the second time of his career in 2012-13, averaging 15.4 points and 11.2 rebounds. In the playoffs, he led the Memphis Grizzlies to the NBA Finals, averaging 19.7 points and 9.3 rebounds. He was also an All-Star in 2009-10. He's averaged a double-double in six of the last seven seasons in his 12-year NBA career, including stints with Portland, New York and the Los Angeles Clippers before joining the Grizzlies in 2009-10.



### JASON RICHARDSON

*Philadelphia 76ers*

Richardson has averaged more than 10 points in each of his 12 NBA seasons, including three years over 20 ppg. He won back-to-back NBA Slam Dunk titles in 2002 and 2003. He spent his first six seasons at Golden State, before moving to Charlotte, and then Phoenix. In 2010-11, he was traded to Orlando in a mid-season move, where he also spent the 2011-12 season. Injuries limited him to 33 games in 2012-13 in Philadelphia.



### SHANNON BROWN

*Phoenix Suns*

Brown was a key reserve on back-to-back World Championship teams with the Los Angeles Lakers in 2009 and 2010. In 2010, he participated in the NBA Slam Dunk Contest. He is the sixth Spartan to win an NBA Championship ring. In 2011, he signed a free agent deal with the Phoenix Suns, where he's averaged 10.7 over the last two seasons. He's played with five teams over the course of his career.



### DRAYMOND GREEN

*Golden State Warriors*

Draymond Green emerged as a key reserve for Golden State in his rookie season, averaging 2.9 points and 3.3 rebounds in 13.4 minutes per game. His role expanded in the playoffs, averaging 6.4 points, 4.5 rebounds and 19.5 minutes. He even posted his first career double-double in the first round against Denver. Green was selected in the second round of the 2012 NBA Draft by the Golden State Warriors.



### ALAN ANDERSON

*Brooklyn Nets*

Alan Anderson signed a free agent contract with the Brooklyn Nets this past summer. This follows his first full season with the Toronto Raptors, averaging 10.7 points and 2.3 rebounds in his most productive NBA season. An undrafted free agent out of MSU, Anderson played for Charlotte in 2005-06 and 2006-07, appearing in 53 contests. After several years overseas, he joined the Raptors at the end of the 2011-12 season.

### BEHIND THE SCENES

Former MSU assistant Jim Boylan is an assistant with the Cleveland Cavaliers, after serving as interim head coach of the Milwaukee Bucks during the second half of the 2013 season. Another former Spartan assistant, Jim Boylen, is an assistant with the San Antonio Spurs. Spartan Hall of Famer Shawn Respert is an assistant coach for the Memphis Grizzlies. Former MSU video coordinator Paul Rivers is Director of Basketball Operations with the Oklahoma City Thunder. Jordan Ott, a former MSU video coordinator and graduate manager is the new Video Coordinator with the Atlanta Hawks. Former managers have also found homes in the NBA. Brian Pauga is the General Manager for the Austin Toros of the NBDL and Director of Scouting for the San Antonio Spurs. Dan Vincent is Manager of Video and Advanced Scouting with the Cleveland Cavaliers. Former graduate manager is the Assistant Video Coordinator with the Atlanta Hawks.

## SPARTANS IN THE NBA

**Maurice Ager**

Dallas (2006-08)  
 New Jersey (2007-09)  
 Minnesota (2010-11)  
**4-year NBA Avg.**  
 2.1 ppg 0.6 rpg 0.2 apg

**Matthew Aitch**

Indiana (1967-68)  
**1-year NBA Avg.**  
 5.6 ppg 3.6 rpg 0.4 apg

**Bob Andereg**

New York (1959-60)  
**1-year NBA Avg.**  
 4.0 ppg 2.1 rpg 0.9 apg

**Alan Anderson**

Charlotte (2005-07)  
 Toronto (2011-13)  
**4-year NBA Avg.**  
 8.6 ppg 2.1 rpg 1.3 apg

**Chet Aubuchon**

Detroit (1946-47)  
**1-year NBA Avg.**  
 2.2 ppg 0.7 apg

**Charlie Bell**

Phoenix (2001-02)  
 Dallas (2001-02)  
 Milwaukee (2005-10)  
 Golden State (2010-11)  
**7-year NBA Avg.**  
 8.5 ppg 2.2 rpg 2.3 apg

**Robert Brannum**

Sheboygan (1948-50)  
 Boston (1951-55)  
**6-year NBA Avg.**  
 7.4 ppg 7.0 rpg 2.1 apg

**Shannon Brown**

Cleveland (2006-08)  
 Chicago (2007-08)  
 Charlotte (2008-09)  
 Los Angeles Lakers (2008-11)  
 Phoenix (2011-13)  
**7-year NBA Avg.**  
 8.1 ppg 2.0 rpg 1.2 apg

**Edward Burton**

New York (1961-62)  
 St. Louis (1964-65)  
**2-year NBA Avg.**  
 2.2 ppg 1.2 rpg 0.2 apg

**Mateen Cleaves**

Detroit (2000-01)  
 Sacramento (2001-03)  
 Cleveland (2003-04)  
 Seattle (2004-06)  
**6-year NBA Avg.**  
 3.6 ppg 1.0 rpg 1.9 apg

**Paul Davis**

L.A. Clippers (2006-09)  
 Washington (2009-10)  
**4-year NBA Avg.**  
 2.6 ppg 1.9 rpg 0.4 apg

**Jamie Feick**

Charlotte (1996-97)  
 San Antonio (1996-97)  
 Milwaukee (1997-99)  
 New Jersey (1998-2001)  
**6-year NBA Avg.**  
 4.5 ppg 7.1 rpg 0.7 apg

**Al Ferrari**

St. Louis (1955-56; '58-62)  
 Chicago (1962-63)  
**6-year NBA Avg.**  
 6.8 ppg 2.2 rpg 2.5 apg

**Terry Furlow**

Philadelphia (1976-77)  
 Cleveland (1977-79)  
 Atlanta (1978-80)  
 Utah (1979-80)  
**4-year NBA Avg.**  
 10.7 ppg 2.1 rpg 2.4 apg

**Draymond Green**

Golden State (2012-13)  
**1-year NBA Avg.**  
 2.9 ppg 3.3 rpg 0.7 apg

**Johnny Green**

New York (1959-66)  
 Baltimore (1965-67)  
 San Diego (1967-68)  
 Philadelphia (1967-69)  
 Cincinnati (1969-72)  
 Kansas City/Omaha (1972-73)  
**14-year NBA Avg.**  
 11.6 ppg 8.6 rpg 1.4 apg

**Lindsay Hairston**

Detroit (1975-76)  
**1-year NBA Avg.**  
 5.8 ppg 3.8 rpg 0.4 apg

**Darryl Johnson**

Cleveland (1995-96)  
**1-year NBA Avg.**  
 1.1 ppg 0.2 rpg 0.1 apg

**Earvin Johnson**

Los Angeles (1979-91; '95-96)  
**13-year NBA Avg.**  
 19.5 ppg 7.2 rpg 11.2 apg

**Ken Johnson**

Portland (1985-86)  
**1-year NBA Avg.**  
 4.1 ppg 3.8 rpg 0.3 apg

**Greg Kelser**

Detroit (1979-82)  
 Seattle (1981-83)  
 San Diego (1983-84)  
 Indiana (1984-85)  
**6-year NBA Avg.**  
 9.7 ppg 4.6 rpg 1.3 apg

**Matthew Mazza**

Sheboygan (1949-50)  
**1-year NBA Avg.**  
 3.8 ppg 1.1 apg

**Anthony Miller**

L.A. Lakers (1994-96)  
 Atlanta (1996-98; 2000-01; '04-05)  
 Houston (1998-2001)  
 Philadelphia (2000-01)  
**8-year NBA Avg.**  
 2.8 ppg 2.7 rpg 0.4 apg

**Mike Peplowski**

Sacramento (1993-94)  
 Detroit (1994-95)  
 Washington (1995-96)  
 Milwaukee (1995-96)  
**3-year NBA Avg.**  
 2.6 ppg 2.9 rpg 0.4 apg

**Morris Peterson**

Toronto (2000-07)  
 New Orleans (2007-10)  
 Oklahoma City (2010-11)  
**11-year NBA Avg.**  
 10.7 ppg 3.5 rpg 1.5 apg

**Zach Randolph**

Portland (2001-07)  
 New York (2007-09)  
 Los Angeles Clippers (2008-09)  
 Memphis (2009-12)  
**12-year NBA Avg.**  
 17.2 ppg 9.3 rpg 1.7 apg

**Shawn Respert**

Milwaukee (1995-97)  
 Toronto (1996-98)  
 Dallas (1997-98)  
 Phoenix (1998-99)  
**4-year NBA Avg.**  
 4.9 ppg 1.3 rpg 1.0 apg

**Jason Richardson**

Golden State (2001-07)  
 Charlotte (2007-09)  
 Phoenix (2008-11)  
 Orlando (2010-12)  
 Philadelphia (2012-13)  
**12-year NBA Avg.**  
 17.3 ppg 5.0 rpg 2.7 apg

**Ralph Simpson**

Denver (1970-76; 77-78)  
 Detroit (1976-78)  
 Philadelphia (1978-79)  
 New Jersey (1978-80)  
**10-year NBA Avg.**  
 8.4 ppg 2.1 rpg 2.2 apg

**Scott Skiles**

Milwaukee (1986-87)  
 Indiana (1987-89)  
 Orlando (1989-94)  
 Washington (1994-95)  
 Philadelphia (1995-96)  
**10-year NBA Avg.**  
 11.1 ppg 2.5 rpg 6.5 apg

**Steve Smith**

Miami (1991-95; 2004-05)  
 Atlanta (1994-99)  
 Portland (1999-2001)  
 San Antonio (2001-03)  
 New Orleans (2003-04)  
**14-year NBA Avg.**  
 14.3 ppg 3.2 rpg 3.1 apg

**Eric Snow**

Seattle (1995-98)  
 Philadelphia (1997-2004)  
 Cleveland (2004-08)  
**13-year NBA Avg.**  
 6.8 ppg 2.5 rpg 5.0 apg

**Matt Steigenga**

Chicago (1996-97)  
**1-year NBA Avg.**  
 1.5 ppg 1.5 rpg 1.0 apg

**Jay Vincent**

Dallas (1981-86)  
 Washington (1986-87)  
 Denver (1987-89)  
 San Antonio (1988-89)  
 Philadelphia (1989-90)  
 L.A. Lakers (1989-90)  
**9-year NBA Avg.**  
 15.2 ppg 5.5 rpg 2.0 apg

**Sam Vincent**

Boston (1985-87)  
 Seattle (1987-88)  
 Chicago (1987-90)  
 Orlando (1990-92)  
**7-year NBA Avg.**  
 7.8 ppg 2.1 rpg 3.9 apg

**Horace Walker**

Chicago (1961-62)  
**1-year NBA Avg.**  
 6.7 ppg 7.2 rpg 1.1 apg

**Kevin Willis**

Atlanta (1984-95; 2004-05)  
 Miami (1994-96)  
 Golden State (1995-96)  
 Houston (1996-98; 2001-02)  
 Toronto (1998-2000)  
 San Antonio (2002-04)  
 Dallas (2006-07)  
**20-year NBA Avg.**  
 12.1 ppg 8.4 rpg 0.9 apg



# SPARTAN NBA DRAFT PICKS



*Mateen Cleaves was picked by Detroit in the first round of the 2000 NBA Draft.*



*Draymond Green became the 13th Spartan under Tom Izzo to be selected in the NBA Draft.*

## 1952

Gordon Stauffer - Indianapolis

## 1955

Al Ferrari - Milwaukee

Bob Armstrong - Rochester

## 1956

Julius McCoy - St. Louis

## 1957

George Ferguson - Milwaukee - 7th Rd.

## 1958

Jack Quiggle - Detroit - 8th Rd.

## 1959

**Johnny Green - New York - 1st Rd.**

Bob Anderegg - New York - 3rd Rd.

## 1960

Horace Walker - St. Louis - 4th Rd.

## 1964

Pete Gent - Baltimore - 14th Rd.

## 1966

Stan Washington - Los Angeles - 5th Rd.

Bill Curtis - Chicago - 8th Rd.

## 1967

Charles Smith - Baltimore - 11th Rd.

Matthew Aitch - Detroit - 13th Rd.

## 1969

Lee Lafayette - San Francisco - 4th Rd.

## 1971

Rudy Benjamin - San Diego - 5th Rd.

## 1972

**Ralph Simpson - Chicago - 1st Rd.**

## 1973

Bill Kilgore - Detroit - 9th Rd.

## 1974

Mike Robinson - Cleveland - 7th Rd.

## 1975

Lindsay Hairston - Detroit - 4th Rd.

## 1976

**Terry Furlow - Philadelphia - 1st Rd.**

## 1977

Bob Chapman - Kansas City 5th Rd.

## 1979

**Earvin Johnson - L.A. Lakers - 1st Rd.**

**Greg Kelser - Detroit - 1st Rd.**

## 1980

Ron Charles - Chicago - 4th Rd.

## 1981

Jay Vincent - Dallas - 2nd Rd.

Mike Brkovich - Milwaukee - 8th Rd.

## 1982

Kevin Smith - Detroit - 9th Rd.

## 1983

Derek Perry - Detroit - 6th Rd.

## 1984

**Kevin Willis - Atlanta - 1st Rd.**

Ben Tower - Detroit - 9th Rd.

## 1985

**Sam Vincent - Boston - 1st Rd.**

Ken Johnson - Portland - 2nd Rd.

## 1986

**Scott Skiles - Milwaukee - 1st Rd.**

Larry Polec - Detroit - 7th Rd.

## 1987

Darryl Johnson - Golden State - 3rd Rd.

Vernon Carr - Sacramento - 5th Rd.

## 1991

**Steve Smith - Miami - 1st Rd.**

## 1992

Matt Steigenga - Chicago - 2nd Rd.

## 1993

Mike Peplowski - Sacramento - 2nd Rd.

## 1994

Anthony Miller - Golden State - 2nd Rd.

## 1995

**Shawn Respert - Portland - 1st Rd.**

Eric Snow - Milwaukee - 2nd Rd.

## 1996

Jamie Feick - Philadelphia - 2nd Rd.

## 2000

**Mateen Cleaves - Detroit - 1st Rd.**

**Morris Peterson - Toronto - 1st Rd.**

## 2001

**Jason Richardson - Golden St. - 1st Rd.**

**Zach Randolph - Portland - 1st Rd.**

Andre Hutson - Milwaukee - 2nd Rd.

## 2002

Marcus Taylor - Minnesota - 2nd Rd.

## 2005

Erazem Lorbek - Indiana - 2nd Rd.

## 2006

**Shannon Brown - Cleveland - 1st Rd.**

**Maurice Ager - Dallas - 1st Rd.**

Paul Davis - L.A. Clippers - 2nd Rd.

## 2009

Goran Suton - Utah - 2nd Rd.

## 2012

Draymond Green - Golden State - 2nd Rd.



# USA BASKETBALL

## **Olympic Games**

Magic Johnson (1992)  
Steve Smith (2000)

## **Goodwill Games**

Shawn Respert (1994)  
Tom Izzo (Asst. Coach 2001)

## **World Championships**

Steve Smith (1994)  
Mateen Cleaves (1998)  
Charlie Bell (2005)

## **Pan-American Games**

Jud Heathcote (Asst. Coach 1975, 1987)  
Mike Peplowski (1991)  
Matt Steigenga (1999)  
Chris Hill (2003)  
Tom Izzo (Head Coach 2003)  
Drew Neitzel (2007)

## **Men's Select Team**

Jason Richardson (2000)

## **World University Games**

John Benington (Head Coach 1967)  
Kevin Willis (1983)  
Steve Smith (1989)  
Shawn Respert (1993)  
Draymond Green (2011)  
Adreian Payne (2013)

## **USA Hoop Summit**

Zach Randolph (2000)  
Marcus Taylor (2000)  
Gary Harris (2012)

## **U-19 World Championships**

Scott Skiles (1983)  
Maurice Ager (2003)  
Paul Davis (2003)  
Raymar Morgan (2007)  
Keith Appling (2011)



*Tom Izzo has twice served as a USA Basketball Coach.*

## **Young Men's Championship**

Zach Randolph (2000)  
Jason Richardson (2000)  
Marcus Taylor (2001)

## **USA Youth Dev. Festival**

Marcus Taylor (1988)  
Zach Randolph (1999)  
Alan Anderson (2000)  
Paul Davis (2001)  
Matt Trannon (2001)  
Shannon Brown (2002)  
Drew Naymick (2002)  
Drew Neitzel (2003)  
Isaiah Dhlman (2005)  
Tom Herzog (2005)  
Delvon Roe (2007)  
Korie Lucious (2007)

## **Under 18 National Team**

Chris Allen (2006)

## **Under 16 National Team**

Brandon Kearney (2009)

## **Youth Olympic Games**

Brandon Kearney (2010)


## **USA Olympic Festival**

Robert Gonzalez (1979)  
Ben Tower (1981)  
Sam Vincent (1981-82)  
Patrick Ford (1983)  
Scott Skiles (1983)  
Mike Peplowski (1989)  
Matt Steigenga (1989)  
Dwayne Stephens (1990)  
Anthony Miller (1991)  
Quinton Brooks (1993)

**Bold** indicates current Spartan



*Keith Appling played at the 2011 U-19 World Championships.*



*Earvin "Magic" Johnson won an Olympic Gold Medal with the original "Dream Team" in 1992.*



*Adreian Payne played in the 2013 World University Games.*



## ALL-TIME CAPTAINS

1898-99	*	1958-59	Robert Anderegg	1998-99	Antonio Smith
1899-00	*		Johnny Green		Mateen Cleaves
1900-01	Charles Blanchard	1959-60	Lance Olson		Jason Klein
1901-02	James Cooper		Horace Walker		Thomas Kelley
1902-03	Joseph Haftencamp	1960-61	David Fahs	1999-2000	Mateen Cleaves
1903-04	Edward Balbach	1961-62	Arthur Schwarm		A.J. Granger
1904-05	Foley Tuttle	1962-63	John Lamers		Morris Peterson
1905-06	*	1963-64	George (Pete) Gent	2000-01	Charlie Bell
1906-07	Edward Krehl	1964-65	Marcus Sanders		Andre Hutson
1907-08	Roy Vondette	1965-66	William Curtis		David Thomas
1908-09	Parnell McKenna	1966-67	Matthew Aitch	2001-02	Aloysius Anagonye
1909-10	Claude Hannish	1967-68	John Bailey		Adam Ballinger
1910-11	Fred Busch	1968-69	Lee Lafayette		Marcus Taylor
1911-12	Ralph Chamberlain	1969-70	James Gibbons	2002-03	Aloysius Anagonye
1912-13	Robert Goss		Lloyd Ward		Adam Ballinger
1913-14	George Gauthier	1970-71	Rudy Benjamin	2003-04	Alan Anderson
1914-15	Oscar Miller	1971-72	Ronald Gutkowski		Jason Andreas
1915-16	Lyman Fridmodig		Patrick Miller		Kelvin Torbert
1916-17	Albert McClelland	1972-73	William Kilgore	2004-05	Alan Anderson
1917-18	Byron Murray	1973-74	Michael Robinson		Tim Bograkovs
1918-19	Lawrence Kurtz	1974-75	Lindsay Hairston		Chris Hill
1919-20	George Garrett	1975-76	Terry Furlow		Kelvin Torbert
1920-21	Walter Foster	1976-77	Robert Chapman	2005-06	Maurice Ager
1921-22	Lloyd Heasley	1977-78	Robert Chapman		Shannon Brown
1922-23	Clarence Fessenden		Gregory Kelsner	2006-07	Paul Davis
1923-24	Wesley Eva	1978-79	Earvin Johnson		Delco Rowley
1924-25	Matt Nuttula		Gregory Kelsner		Drew Neitzel
1925-26	Paul Hackett	1979-80	Ronald Charles		Travis Walton
1926-27	Kenneth Drew		Terry Donnelly	2007-08	Drew Neitzel
1927-28	Verne Dickeson	1980-81	Michael Brkovich		Travis Walton
1928-29	Carl Felt		Jay Vincent	2008-09	Kalin Lucas
1929-30	James VanZylen	1981-82	Kurt James		Travis Walton
1930-31	Arthur Haga		Kevin Smith	2009-10	Isaiah Dahlman
	Roger Grove	1982-83	William Cawood		Draymond Green
	Edward Scott		Derek Perry		Kalin Lucas
1931-32	Dee Pinneo	1983-84	Benjamin Tower		Raymar Morgan
1932-33	Garold McCaslin		Kevin Willis		Draymond Green
	Alton Kircher	1984-85	Sam Vincent	2010-11	Kalin Lucas
1933-34	Wendall Patchett		Richard Mudd	2011-12	Draymond Green
1934-35	Robert Herrick	1985-86	Scott Skiles		Austin Thornton
	Milo Rouse		Larry Polec	2012-13	Keith Appling
	Arnold VanFaasen	1986-87	Darryl Johnson		Russell Byrd
1935-36	Daniel Reck		Barry Fordham		Derrick Nix
1936-37	Ron Garlock	1987-88	George Papadakos	* - no captains selected	
1937-38	Howard Kraft		Carlton Valentine		
1938-39	Leo Callahan		Ed Wright		
1939-40	Max Dalrymple	1988-89	Ken Redfield		
	Martin Hutt		Todd Wolfe		
1940-41	Robert Phillips	1989-90	Ken Redfield		
1941-42	Chester Aubuchon		Steve Smith		
1942-43	Carl Petroski	1990-91	Steve Smith		
1943-44	No Sched. - World War II		Matt Steigenga		
1944-45	Nikolas Hashu	1991-92	Mark Montgomery		
1945-46	Oliver White		Matt Steigenga		
1946-47	Robin Roberts	1992-93	Mike Peplowski	<p><b>Antonio Smith was a three-year captain from 1996-97 to 1998-99.</b></p>	
1947-48	Robert Brannum		Dwayne Stephens		
1948-49	Robert Geahan	1993-94	Kris Weshinsky		
	Jack Wulf		Shawn Respert		
1949-50	Robert Robbins	1994-95	Eric Snow		
1950-51	James Snodgrass		Shawn Respert		
1951-52	Clarence (Sonny) Means	1995-96	Quinton Brooks		
1952-53	Erik Furseth		Jamie Feick		
1953-54	Keith Stackhouse	1996-97	Steve Polonowski		
1954-55	Albert Ferrari		Antonio Smith		
1955-56	Walter Godfrey	1997-98	Antonio Smith		
1956-57	George Ferguson		Mateen Cleaves		
1957-58	Jack Quiggle				

NATION'S BEST SIX FINAL FOUR APPEARANCES IN 15 YEARS



**SPARTAN RECORDS**

2013-14 MICHIGAN STATE BASKETBALL





# SCORING RECORDS

## INDIVIDUAL

### Career

POINTS	NO.	YEARS
1. Shawn Respert	2,531	1990-95
2. Steve Smith	2,263	1987-91
3. Scott Skiles	2,145	1982-86
4. Greg Kelsner	2,014	1975-79
5. Kalin Lucas	1,996	2007-11
6. Jay Vincent	1,914	1977-81
7. Sam Vincent	1,851	1981-85
8. Terry Furlow	1,777	1972-76
9. Paul Davis	1,718	2002-06
10. Mike Robinson	1,717	1971-74

SCORING AVG.	AVG. (GMS.)	YEARS
1. Mike Robinson	24.2 (71)	1971-74
2. Shawn Respert	21.2 (119)	1990-95
3. Julius McCoy	20.9 (66)	1953-56
4. Steve Smith	18.5 (122)	1987-91
5. Scott Skiles	18.2 (118)	1982-86
6. Stan Washington	18.0 (69)	1963-66
7. Terry Furlow	17.8 (100)	1972-76
8. Greg Kelsner	17.5 (115)	1975-79
9. Pete Gent	17.4 (66)	1961-64
10. Earvin Johnson	17.1 (62)	1977-79

### Season

POINTS	NO.	YEAR
1. Scott Skiles	850	1985-86
2. Terry Furlow	793	1975-76
3. Shawn Respert	778	1990-91
4. Steve Smith	752	1993-94
5. Shawn Respert	716	1994-95
6. Ralph Simpson	667	1969-70
7. Sam Vincent	666	1984-85
8. Morris Peterson	657	1999-2000
9. Maurice Ager	656	2005-06
10. Drew Neitzel	635	2006-07

By Class:

Freshman: Earvin Johnson - 511 (1977-78)

Sophomore: Ralph Simpson - 667 (1969-70)

Junior: Shawn Respert - 778 (1993-94)

Senior: Scott Skiles - 850 (1985-86)

SCORING AVG.	AVG.	YEAR
1. Terry Furlow	29.4	1975-76
2. Ralph Simpson	29.0	1969-70
3. Scott Skiles	27.4	1985-86
4. Julius McCoy	27.2	1955-56
5. Shawn Respert	25.6	1994-95
6. Mike Robinson	25.3	1972-73
7. Steve Smith	25.1	1990-91
8. Mike Robinson	24.7	1971-72
9. Shawn Respert	24.3	1993-94
10. Sam Vincent	23.0	1984-85

By Class:

Freshman: Earvin Johnson - 17.0 (1977-78)

Sophomore: Ralph Simpson - 29.0 (1969-70)

Junior: Mike Robinson - 25.3 (1972-73)

Senior: Terry Furlow - 29.4 (1975-76)

## YEAR-BY-YEAR SCORING LEADERS

Based on total points (since 1926-27)

YEAR	NAME, POS.	PTS. (AVG.)	YEAR	NAME, POS.	PTS. (AVG.)
1926-27	V. Dickeson, f	62 (NA)	1970-71	Rudy Benjamin, g	520 (21.2)
1927-28	V. Dickeson, f	100 (NA)	1971-72	Mike Robinson, g	594 (24.7)
1928-29	Arthur Haga, g	99 (NA)	1972-73	Mike Robinson, g	608 (25.3)
1929-30	Roger Grove, f	91 (NA)	1973-74	Mike Robinson, g	515 (22.4)
1930-31	Roger Grove, f	135 (NA)	1974-75	Terry Furlow, f	509 (20.4)
1931-32	Randy Boeskool, c	80 (NA)	1975-76	Terry Furlow, f	793 (29.4)
1932-33	Gerald McCaslin, f	92 (NA)	1976-77	Greg Kelsner, f	565 (21.7)
1933-34	Maurice Buysse, c	126 (NA)	1977-78	Greg Kelsner, f	531 (17.7)
1934-35	Arnold Van Faasen, c	133 (NA)	1978-79	Greg Kelsner, f	602 (18.8)
1935-36	Ron Garlock, g	109 (NA)	1979-80	Jay Vincent, c/f	582 (21.6)
1936-37	Leonard Oesterink, f	112 (NA)	1980-81	Jay Vincent, c/f	609 (22.6)
1937-38	George Falkowski, f	173 (NA)	1981-82	Kevin Smith, g	436 (15.6)
1938-39	George Falkowski, f	119 (NA)	1982-83	Sam Vincent, g	498 (16.6)
1939-40	Chet Aubuchon, g	169 (NA)	1983-84	Scott Skiles, g	405 (14.5)
1940-41	Max Hindman, f	144 (NA)	1984-85	Sam Vincent, g	666 (23.0)
1941-42	Joe Gerard, f	239 (NA)	1985-86	Scott Skiles, g	850 (27.4)
1942-43	John Cawood, f	118 (NA)	1986-87	Darryl Johnson, g	618 (22.1)
1943-44	No team due to World War II		1987-88	Carlton Valentine, f	371 (13.3)
1944-45	Sam Fortino, f	203 (11.9)	1988-89	Steve Smith, g	585 (17.7)
1945-46	Sam Fortino, f	251 (12.0)	1989-90	Steve Smith, g	627 (20.2)
1946-47	Bob Geahan, f	235 (11.2)	1990-91	Steve Smith, g	752 (25.1)
1947-48	Bob Brannum, c	344 (15.6)	1991-92	Shawn Respert, g	474 (15.8)
1948-49	Bill Rapchak, f	211 (10.6)	1992-93	Shawn Respert, g	563 (20.1)
1949-50	Dan Smith, f	207 (9.4)	1993-94	Shawn Respert, g	778 (24.3)
1950-51	Ray Steffen, c	186 (8.9)	1994-95	Shawn Respert, g	716 (25.6)
1951-52	Keith Stackhouse, f	236 (11.8)	1995-96	Quinton Brooks, f	505 (16.3)
1952-53	Al Ferrari, f	351 (16.0)	1996-97	Ray Weathers, g	395 (13.6)
1953-54	Julius McCoy, f	409 (18.6)	1997-98	Mateen Cleaves, g	484 (16.1)
1954-55	Al Ferrari, f	442 (20.1)	1998-99	Morris Peterson, f	516 (13.6)
1955-56	Julius McCoy, f	600 (27.2)	1999-2000	Morris Peterson, f	657 (16.8)
1956-57	Jack Quiggle, g	384 (15.3)	2000-01	Jason Richardson, g	486 (14.7)
1957-58	Johnny Green, c	397 (18.0)	2001-02	Marcus Taylor, g	488 (16.8)
1958-59	Bob Anderegg, f	450 (19.5)	2002-03	Chris Hill, g	479 (13.7)
1959-60	Horace Walker, f/c	473 (22.6)	2003-04	Paul Davis, c	474 (15.8)
1960-61	Dick Hall, f/c	390 (16.2)	2004-05	Maurice Ager, g	464 (14.1)
1961-62	Pete Gent, f	311 (11.4)	2005-06	Maurice Ager, g	656 (19.3)
1962-63	Pete Gent, f	329 (16.4)	2006-07	Drew Neitzel, g	635 (18.1)
1963-64	Pete Gent, f	506 (21.0)	2007-08	Raymar Morgan, f	505 (14.0)
1964-65	Stan Washington, f	490 (21.3)	2008-09	Kalin Lucas, g	559 (14.7)
1965-66	Stan Washington, f	397 (18.0)	2009-10	Kalin Lucas, g	490 (14.8)
1966-67	Matthew Aitch, c	376 (16.3)	2010-11	Kalin Lucas, g	578 (17.0)
1967-68	Lee Lafayette, c/f	405 (16.8)	2011-12	Draymond Green, f	601 (16.2)
1968-69	Lee Lafayette, c/f	430 (18.7)	2012-13	Keith Appling, g	481 (13.4)
1969-70	Ralph Simpson, g	667 (29.0)			

## TEAM

### Season

POINTS	NO.	GAMES
1. 1999-2000	2,889	39 games
2. 2008-09	2,737	38 games
3. 1998-99	2,726	38 games
4. 2009-10	2,658	37 games
5. 2011-12	2,651	37 games

SCORING AVG.	AVG. (PTS.)	GAMES
1. 1963-64	92.1 (2,211 pts)	24 gms
2. 1964-65	85.9 (1,977)	23 gms
3. 1985-86	83.1 (2,576)	31 gms
4. 1958-59	82.0 (1,886)	23 gms
5. 1972-73	81.8 (1,964)	24 gms

## Game

POINTS	OPPONENT	DATE
1. 121	Morehead St.	12/1/1992
2. 118	Alcorn State	12/13/2008
118	Oklahoma	12/21/1963
4. 117	Ball State	12/29/1994
5. 114	Michigan	3/4/2000

## Big Ten Game

POINTS	OPPONENT	DATE
1. 114	Michigan	3/4/2000
2. 110	Purdue	3/1/1965
3. 107	Iowa	2/15/1964
107	Indiana	1/11/1964
107	Iowa	2/22/1964
107	Northwestern	2/29/1964



## SCORING RECORDS

## TOP INDIVIDUAL GAMES

50	Terry Furlow vs. Iowa	1/5/1976 (MSU 105-88)
48	Terry Furlow vs. Northwestern	1/8/1976 (NU 105-89)
45	Scott Skiles vs. Minnesota	1/18/1986 (UM 76-71)
	Julius McCoy vs. Notre Dame	12/21/1955 (MSU 84-78)
43	Shawn Respert vs. Minnesota	2/23/1994 (MSU 85-68)
	Scott Skiles vs. Ohio State	3/8/1986 (MSU 91-81)
42	Darryl Johnson vs. BYU	12/29/1986 (BYU 96-88)
	Terry Furlow vs. Ohio State	1/10/1976 (MSU 92-82)
	Ralph Simpson vs. Western Mich.	12/13/1969 (MSU 86-71)
41	Terry Furlow vs. Detroit	12/22/1975 (UD 85-82)
	Rudy Benjamin vs. Butler	12/14/1970 (MSU 99-75)
	Julius McCoy vs. Michigan	2/6/1956 (MSU 86-76)
40	Shawn Respert vs. Indiana	1/11/1995 (IU 89-82)
	Shawn Respert vs. Indiana	3/9/1994 (MSU 94-78)
	Kirk Manns vs. Purdue	1/25/1989 (MSU 106-83)
	Scott Skiles vs. Michigan	1/25/1986 (MSU 91-79)
	Terry Furlow vs. Indiana	2/9/1976 (IU 85-70)
	Mike Robinson vs. Northwestern	3/3/1973 (MSU 86-72)
	Ralph Simpson vs. Oregon	12/27/1969 (UO 87-82)
	Julius McCoy vs. Ohio State	1/28/1956 (MSU 94-91)
39	Shawn Respert vs. Iowa	3/8/1995 (UI 79-78)
	Steve Smith vs. Minnesota	3/3/1990 (MSU 75-73)
	Sam Vincent vs. Purdue	1/10/1985 (MSU 81-72 ot)
38	Steve Smith vs. Central Michigan	12/20/1990 (MSU 74-61)
	Terry Furlow vs. Michigan	2/14/1976 (UM 81-64)
	Mike Robinson vs. Iowa	1/15/1973 (MSU 76-74)
37	Shawn Respert vs. Nebraska	12/10/1994 (UM 96-91)
	Jay Vincent vs. Minnesota	2/28/1981 (UM 92-89 ot)
	Mike Robinson vs. Michigan	3/4/1972 (MSU 96-92)
	Ralph Simpson vs. Minnesota	1/30/1970 (UM 92-87)
36	Maurice Ager vs. Gonzaga	11/22/2005 (GU 109-106, 3OT)
	Steve Smith vs. Michigan	3/1/1990 (MSU 78-70)
	Steve Smith vs. Auburn	11/24/1989 (MSU 92-79)
	Scott Skiles vs. Wisconsin	1/30/1986 (MSU 83-81)
	Jay Vincent vs. Iowa	1/10/1981 (UI 65-57)
	Jay Vincent vs. Michigan	2/16/1980 (MSU 82-74)
	Greg Kelsner vs. Detroit	12/21/1977 (MSU 103-74)
	Terry Furlow vs. Ohio State	2/3/1975 (MSU 101-83)
	Mike Robinson vs. Central Mich.	12/1/1973 (MSU 78-70)
	Ralph Simpson vs. Eastern Kent.	12/1/1969 (MSU 89-35)
	Bill Curtis vs. Michigan	1/26/1965 (UM 103-98)
35	Shawn Respert vs. Illinois	2/15/1995 (MSU 68-58)
	Steve Smith vs. Illinois	1/17/1991 (MSU 71-68)
	Steve Smith vs. Evansville	12/18/1990 (MSU 81-76)
	Scott Skiles vs. Northwestern	2/27/1986 (MSU 82-48)
	Scott Skiles vs. Ohio State	2/24/1983 (MSU 101-94 3 ot)
	Terry Furlow vs. Illinois	1/24/1976 (MSU 74-63)
	Ralph Simpson vs. Purdue	2/3/1970 (PU 105-86)
	Ralph Simpson vs. Notre Dame	1/20/1970 (MSU 85-82)
	Ted Williams vs. Purdue	3/4/1963 (PU 94-93)
	Lance Olson vs. Iowa	1/23/1960 (MSU 90-80)
	Julius McCoy vs. Wisconsin	2/27/1956 (MSU 89-82)

By Class

Freshman: 32 - Scott Skiles vs. Ohio State (2/24/1983)

Sophomore: 42 - Ralph Simpson vs. W. Michigan (12/13/1969)

Junior: 45 - Julius McCoy vs. Notre Dame (12/21/1955)

Senior: 50 - Terry Furlow vs. Iowa (1/5/1976)



*Terry Furlow owns the top two single-game scoring efforts in MSU history.*

## TOP INDIVIDUAL GAMES

PTS.	OPPONENT (MSU-OPP.)	DATE (LOCATION)
121	Morehead State (121-53)	12/1/1992 (East Lansing)
118	Alcorn State (118-60)	12/13/2008 (East Lansing)
	Oklahoma (118-100)	12/21/1963 (Tempe, Ariz.)
117	Ball State (117-95)	12/29/1994 (East Lansing)
114	Michigan (114-63)	3/4/2000 (East Lansing)
111	Cleveland State (111-68)	12/12/1994 (East Lansing)
110	Nebraska Omaha (110-68)	12/4/2011 (East Lansing)
	Purdue (110-92)	3/1/1965 (East Lansing)
109	Northern Michigan (109-86)	11/30/1963 (East Lansing)
	Western Mich. (109-69)	12/13/1978 (Kalamazoo, Mich.)
107	East Tennessee State (107-81)	12/9/1993 (East Lansing)
	Northwestern (107-97)	2/29/1964 (East Lansing)
	Iowa (107-89)	2/22/1964 (Iowa City, Iowa)
	Iowa (107-82)	2/15/1964 (East Lansing)
	Indiana (107-103)	1/11/1964 (East Lansing)
106	Massachusetts (106-68)	11/28/2009 (Atlantic City, N.J.)
	Gonzaga (106-109, 3OT)	11/22/2005 (Lahaina, Hawai'i)
	Purdue (106-83)	1/25/1989 (East Lansing)
	Wisconsin (106-90)	1/6/1964 (East Lansing)
105	Iowa (105-88)	1/5/1976 (East Lansing)
	Wisconsin (105-87)	1/25/1975 (East Lansing)
104	UW-Green Bay (104-46)	11/23/2004 (East Lansing)
	Florida A&M (104-72)	11/19/2004 (East Lansing)
	Bowling Green St. (104-81)	12/7/1963 (East Lansing)
103	Indiana (103-74)	3/2/2008 (East Lansing)
	Loyola (Ill.) (103-71)	12/9/2000 (Chicago, Ill.)
	Central Michigan (103-60)	1/29/1985 (East Lansing)
	Detroit (103-74)	12/21/1977 (Detroit)
	Rochester (103-61)	12/29/1972 (Rochester, N.Y.)
	Wichita State (103-68)	12/10/1966 (East Lansing)
	Michigan (103-91)	2/14/1959 (East Lansing)
102	Nicholls State (102-52)	11/27/2004 (East Lansing)
	New Hampshire (102-65)	12/30/1977 (Norfolk, Va.)
	Ohio State (102-99)	1/27/1964 (East Lansing)
	Alma (102-3)	2/1/1902 (East Lansing)
101	Nebraska (101-78)	12/4/1991 (East Lansing)
	Ohio State (101-94, 3OT)	2/24/1983 (East Lansing)
	Marshall (101-82)	12/19/1981 (East Lansing)
	Pennsylvania (101-67)	3/24/1979 (Salt Lake City, Utah)
	Ohio State (101-83)	2/3/1975 (Columbus, Ohio)
	Western Michigan (101-100)	12/4/1963 (East Lansing)
100	Idaho (100-62)	11/16/2008 (East Lansing)
	Iowa (100-91)	2/12/1972 (Iowa City, Iowa)



# 1,000-POINT SCORERS



Shawn Respert



Steve Smith



Scott Skiles




Greg Kelser



## 1. SHAWN RESPERT - 2,531 POINTS

Respert scored his 1,000th point in his 56th game vs. Penn State (March 13, 1993).


Year	GP/GS	FG-FGA	Pct.	3FG-FGA	Pct.	FT-FTA	Pct.	Reb/Avg.	Ast./Avg.	Pts./Avg.
1990-91	1/0	0-2	.000	0-0	.000	0-0	.000	0/0.0	0/0.0	0/0.0
1991-92	30/30	173-344	.503	60-132	.454	68-78	.872	64/2.1	62/2.1	474/15.8
1992-93	28/28	192-399	.481	60-140	.429	119-139	.856	111/4.0	73/2.6	563/20.1
1993-94	32/32	272-562	.484	92-205	.449	142-169	.840	127/4.0	81/2.5	778/24.3
1994-95	28/28	229-484	.473	119-251	.474	139-160	.869	111/4.0	85/3.0	716/25.6
<b>Totals</b>	<b>119/118</b>	<b>866-1791</b>	<b>.483</b>	<b>331-728</b>	<b>.455</b>	<b>468-546</b>	<b>.857</b>	<b>413/3.4</b>	<b>301/2.5</b>	<b>2531/21.2</b>



## 2. STEVE SMITH - 2,263 POINTS

Smith scored his 1,000th point in his 66th game vs. Furman (Dec. 2, 1989).


Year	GP/GS	FG-FGA	Pct.	3FG-FGA	Pct.	FT-FTA	Pct.	Reb/Avg.	Ast./Avg.	Pts./Avg.
1987-88	28/26	108-232	.466	14-30	.467	69-91	.758	112/4.0	82/2.9	299/10.7
1988-89	33/32	217-454	.478	22-63	.349	129-169	.763	229/6.0	112/3.4	585/17.7
1989-90	31/29	233-443	.526	45-98	.459	116-167	.695	216/7.0	150/4.9	627/20.2
1990-91	30/30	268-566	.474	66-162	.407	150-187	.802	183/6.1	109/3.6	752/25.1
<b>Totals</b>	<b>122/117</b>	<b>826-1695</b>	<b>.487</b>	<b>147-353</b>	<b>.416</b>	<b>464-614</b>	<b>.756</b>	<b>740/6.1</b>	<b>453/3.7</b>	<b>2263/18.5</b>



## 3. SCOTT SKILES - 2,145 POINTS

Skiles scored his 1,000th point in his 72nd game vs. Illinois (Jan. 12, 1985).

Year	GP/GS	FG-FGA	Pct.	3FG-FGA	Pct.	FT-FTA	Pct.	Reb/Avg.	Ast./Avg.	Pts./Avg.
1982-83	30/27	141-286	.493	25-50	.500	69-83	.831	63/2.1	146/4.9	376/12.5
1983-84	28/28	153-319	.480	—	—	99-119	.832	62/2.2	128/4.6	405/14.5
1984-85	29/29	212-420	.505	—	—	90-114	.790	93/3.2	168/5.8	514/17.1
1985-86	31/31	331-598	.554	—	—	188-209	.900	135/4.4	203/6.5	850/27.4
<b>Totals</b>	<b>118/115</b>	<b>837-1623</b>	<b>.516</b>	<b>25-50</b>	<b>.500</b>	<b>446-525</b>	<b>.850</b>	<b>353/3.0</b>	<b>645/5.5</b>	<b>2145/18.2</b>



## 4. GREG KELSER - 2,014 POINTS

Kelser scored his 1,000th point in his 90th game vs. Detroit (Dec. 21, 1977).

Year	GP/GS	FG-FGA	Pct.	3FG-FGA	Pct.	FT-FTA	Pct.	Reb/Avg.	Ast./Avg.	Pts./Avg.
1975-76	27/23	136-263	.517	—	—	44-78	.564	260/9.5	32/1.2	316/11.7
1976-77	26/26	217-441	.492	—	—	131-196	.668	280/10.8	67/2.6	565/21.7
1977-78	30/30	221-362	.610	—	—	89-152	.586	274/9.1	39/1.3	531/17.7
1978-79	32/32	246-451	.545	—	—	110-164	.671	278/8.7	56/1.8	602/18.8
<b>Totals</b>	<b>115/111</b>	<b>820-1517</b>	<b>.541</b>	<b>—</b>	<b>—</b>	<b>374-590</b>	<b>.634</b>	<b>1092/9.5</b>	<b>194/1.7</b>	<b>2014/17.5</b>



## 5. KALIN LUCAS - 1,996 POINTS

Lucas scored his 1,000th point in his 79th game vs. Florida (Nov. 27, 2009).

Year	GP/GS	FG-FGA	Pct.	3FG-FGA	Pct.	FT-FTA	Pct.	Reb/Avg.	Ast./Avg.	Pts./Avg.
2007-08	36/17	138-320	.431	20-55	.364	73-95	.768	56/1.6	137/3.8	369/10.3
2008-09	38/37	173-438	.395	41-105	.390	172-213	.808	80/2.1	176/4.6	559/14.7
2009-10	33/31	165-364	.453	35-99	.354	128-162	.772	62/1.9	131/4.0	490/14.8
2010-11	34/34	194-453	.428	53-136	.390	137-167	.820	73/2.1	114/3.4	578/17.0
<b>Totals</b>	<b>141/119</b>	<b>670-1575</b>	<b>.425</b>	<b>149-395</b>	<b>.377</b>	<b>507-637</b>	<b>.796</b>	<b>271/1.9</b>	<b>558/4.0</b>	<b>1996/14.2</b>

## 1,000-POINT SCORERS



## 6. JAY VINCENT - 1,914 POINTS

Vincent scored his 1,000th point in his 74th game vs. Wisconsin (Jan 17, 1980).

Year	GP/GS	FG-FGA	Pct.	3FG-FGA	Pct.	FT-FTA	Pct.	Reb/Avg.	Ast./Avg.	Pts./Avg.
1977-78	29/26	137-239	.573	—	—	55-86	.640	110/3.7	30/1.0	329/11.3
1978-79	31/28	170-343	.496	—	—	54-93	.581	161/5.2	38/1.2	394/12.7
1979-80	27/27	233-451	.517	—	—	116-161	.720	209/7.7	61/2.3	582/21.5
1980-81	27/27	259-522	.496	—	—	91-141	.645	229/8.5	50/1.9	609/22.6
<b>Totals</b>	<b>114/108</b>	<b>799-1555</b>	<b>.514</b>	<b>—</b>	<b>—</b>	<b>316-481</b>	<b>.657</b>	<b>709/6.2</b>	<b>179/1.6</b>	<b>1914/16.8</b>



## 7. SAM VINCENT - 1,851 POINTS

Vincent scored his 1,000th point in his 68th game vs. Iowa (Jan. 4, 1984).

Year	GP/GS	FG-FGA	Pct.	3FG-FGA	Pct.	FT-FTA	Pct.	Reb/Avg.	Ast./Avg.	Pts./Avg.
1981-82	28/27	130-182	.461	—	—	68-91	.747	78/2.8	55/2.0	328/11.7
1982-83	30/30	180-401	.449	5-11	.455	133-172	.773	79/2.6	66/2.2	498/16.6
1983-84	23/23	130-261	.498	—	—	99-122	.811	62/2.7	68/3.0	359/15.6
1984-85	29/29	245-450	.544	—	—	176-208	.846	112/3.9	117/4.0	666/23.0
<b>Totals</b>	<b>110/109</b>	<b>685-1294</b>	<b>.529</b>	<b>5-11</b>	<b>.455</b>	<b>476-593</b>	<b>.803</b>	<b>331/3.0</b>	<b>306/2.8</b>	<b>1851/16.8</b>



## 8. TERRY FURLOW - 1,777 POINTS

Furlow scored his 1,000th point in his 74th game vs. Central Michigan (Dec. 1, 1975).

Year	GP/GS	FG-FGA	Pct.	3FG-FGA	Pct.	FT-FTA	Pct.	Reb/Avg.	Ast./Avg.	Pts./Avg.
1972-73	24/2	58-137	.423	—	—	20-30	.667	83/3.4	NA	136/5.7
1973-74	24/20	150-297	.505	—	—	39-59	.661	171/7.1	NA	339/14.1
1974-75	25/25	205-391	.524	—	—	99-120	.825	171/6.8	NA	509/20.4
1975-76	27/27	206-364	.472	—	—	177-202	.876	207/7.7	87/3.2	793/29.0
<b>Totals</b>	<b>100/74</b>	<b>721-1478</b>	<b>.488</b>	<b>—</b>	<b>—</b>	<b>335-411</b>	<b>.815</b>	<b>632/6.3</b>	<b>87/3.2</b>	<b>1777/17.8</b>



## 9. PAUL DAVIS - 1,718 POINTS

Davis scored his 1,000th point in his 86th game vs. Minnesota (Feb. 16, 2005).

Year	GP/GS	FG-FGA	Pct.	3FG-FGA	Pct.	FT-FTA	Pct.	Reb/Avg.	Ast./Avg.	Pts./Avg.
2002-03	35/5	88-201	.438	1-6	.167	97-147	.660	165/4.7	15/0.4	274/7.8
2003-04	30/30	163-287	.568	5-15	.333	143-179	.799	187/6.2	59/2.0	474/15.8
2004-05	32/29	157-290	.541	1-8	.125	77-115	.670	257/8.0	50/1.6	392/12.3
2005-06	33/33	206-364	.566	6-19	.316	160-184	.870	301/9.1	54/1.6	578/17.5
<b>Totals</b>	<b>130/97</b>	<b>614-1142</b>	<b>.538</b>	<b>13-48</b>	<b>.271</b>	<b>477-625</b>	<b>.763</b>	<b>910/7.0</b>	<b>178/1.4</b>	<b>1718/13.2</b>



## 10. MIKE ROBINSON - 1,717 POINTS

Robinson scored his 1,000th point in his 41st game vs. Notre Dame (Feb. 7, 1973).

Year	GP/GS	FG-FGA	Pct.	3FG-FGA	Pct.	FT-FTA	Pct.	Reb/Avg.	Ast./Avg.	Pts./Avg.
1971-72	24/23	245-565	.434	—	—	104-147	.707	73/3.0	NA	594/24.7
1972-73	24/24	259-536	.483	—	—	90-113	.796	101/4.2	NA	608/25.3
1973-74	23/23	208-440	.473	—	—	99-128	.773	66-2.9	NA	515/22.4
<b>Totals</b>	<b>71/70</b>	<b>712-1541</b>	<b>.462</b>	<b>—</b>	<b>—</b>	<b>293-388</b>	<b>.755</b>	<b>240/3.4</b>	<b>NA</b>	<b>1717/24.2</b>



## 11. RAYMAR MORGAN - 1,597 POINTS

Morgan scored his 1,000th point in his 76th game vs. Oakland (Dec. 27, 1999).

Year	GP/GS	FG-FGA	Pct.	3FG-FGA	Pct.	FT-FTA	Pct.	Reb/Avg.	Ast./Avg.	Pts./Avg.
2006-07	28/25	121-249	.486	5-16	.313	80-116	.690	145/5.2	23/0.8	327/11.7
2007-08	36/36	187-335	.558	10-33	.303	121-180	.672	221/6.1	58/1.6	505/14.0
2008-09	35/26	132-251	.526	5-21	.238	89-135	.659	184/5.3	41/1.2	358/10.2
2009-10	36/33	154-291	.529	5-17	.294	94-140	.671	222/6.2	63/1.8	407/11.3
<b>Totals</b>	<b>135/120</b>	<b>594-1126</b>	<b>.528</b>	<b>25-87</b>	<b>.287</b>	<b>384-571</b>	<b>.673</b>	<b>772/5.7</b>	<b>185/1.4</b>	<b>1597/11.8</b>



## 12. MORRIS PETERSON - 1,588 POINTS

Peterson scored his 1,000th point in his 102nd game vs. Texas (Nov. 27, 1999).

Year	GP/GS	FG-FGA	Pct.	3FG-FGA	Pct.	FT-FTA	Pct.	Reb/Avg.	Ast./Avg.	Pts./Avg.
1995-96	4/0	1-1	1.000	0-0	.000	0-1	.000	3/0.8	0/0.0	2/0.5
1996-97	29/18	72-166	.434	16-59	.271	36-51	.706	97/3.4	18/0.6	196/6.8
1997-98	27/0	81-182	.445	23-69	.333	32-58	.552	94/3.5	24/0.9	217/8.0
1998-99	38/4	190-343	.554	22-59	.373	114-140	.814	216/5.7	36/0.9	516/13.6
1999-2000	39/38	218-469	.465	85-200	.425	136-176	.773	235/6.0	49/1.3	657/16.8
<b>Totals</b>	<b>137/60</b>	<b>562-1161</b>	<b>.484</b>	<b>146-387</b>	<b>.377</b>	<b>318-426</b>	<b>.746</b>	<b>645/4.7</b>	<b>1270.9</b>	<b>1588/11.6</b>



# 1,000-POINT SCORERS



## 13. MAURICE AGER - 1,554 POINTS

Ager scored his 1,000th point in his 95th game vs. IPFW (Nov. 27, 2005).

Year	GP/GS	FG-FGA	Pct.	3FG-FGA	Pct.	FT-FTA	Pct.	Reb/Avg.	Ast./Avg.	Pts./Avg.
2002-03	27/4	60-150	.400	29-73	.397	31-40	.775	61/2.3	17/0.6	180/6.7
2003-04	30/4	87-225	.387	37-106	.349	43-61	.705	96/3.2	20/0.7	254/8.5
2004-05	33/31	150-315	.476	53-132	.402	111-135	.822	128/3.9	60/1.8	464/14.1
2005-06	34/34	226-495	.457	83-221	.376	121-159	.761	139/4.1	84/2.5	656/19.3
<b>Totals</b>	<b>124/73</b>	<b>523-1185</b>	<b>.441</b>	<b>202-532</b>	<b>.380</b>	<b>306-395</b>	<b>.775</b>	<b>424/3.4</b>	<b>181/1.5</b>	<b>1554/12.5</b>



## 14. MATEEN CLEAVES - 1,541 POINTS

Cleaves scored his 1,000th point in his 79th game vs. Indiana (Jan. 24, 1999).

Year	GP/GS	FG-FGA	Pct.	3FG-FGA	Pct.	FT-FTA	Pct.	Reb/Avg.	Ast./Avg.	Pts./Avg.
1996-97	29/24	111-277	.401	18-76	.237	57-79	.722	73/2.5	146/5.0	297/10.2
1997-98	30/29	161-403	.400	51-152	.336	111-158	.703	75/2.5	217/7.2	484/16.1
1998-99	38/38	159-392	.406	42-144	.292	85-108	.787	62/1.6	274/7.2	445/11.7
1999-2000	26/24	109-259	.421	32-85	.376	65-86	.756	46/1.8	179/6.9	315/12.1
<b>Totals</b>	<b>123/115</b>	<b>540-1331</b>	<b>.406</b>	<b>143-457</b>	<b>.313</b>	<b>318-431</b>	<b>.738</b>	<b>254/2.1</b>	<b>816/6.6</b>	<b>1541/12.5</b>



## 15. CHRIS HILL - 1,540 POINTS

Hill scored his 1,000th point in his 79th game vs. Penn State (Jan. 14, 2004).

Year	GP/GS	FG-FGA	Pct.	3FG-FGA	Pct.	FT-FTA	Pct.	Reb/Avg.	Ast./Avg.	Pts./Avg.
2001-02	31/12	121-248	.488	66-148	.446	47-62	.758	100/3.2	65/2.1	355/11.5
2002-03	35/31	155-358	.433	95-235	.404	74-97	.763	119/3.4	128/3.7	479/13.7
2003-04	30/29	141-282	.500	84-185	.454	49-65	.754	84/2.8	118/3.9	445/13.8
2004-05	33/19	99-239	.414	61-167	.365	32-43	.744	60/1.8	141/4.3	291/8.8
<b>Totals</b>	<b>129/92</b>	<b>516-1127</b>	<b>.458</b>	<b>306-735</b>	<b>.416</b>	<b>202-267</b>	<b>.757</b>	<b>363/2.8</b>	<b>452/3.5</b>	<b>1540/11.9</b>



## 16. DREW NEITZEL - 1,534 POINTS

Neitzel scored his 1,000th point in his 101st game vs. Marquette (March 15, 2007).

Year	GP/GS	FG-FGA	Pct.	3FG-FGA	Pct.	FT-FTA	Pct.	Reb/Avg.	Ast./Avg.	Pts./Avg.
2004-05	33/14	43-113	.381	16-49	.327	13-20	.650	24/0.7	97/2.9	115/3.5
2005-06	34/34	98-240	.408	46-114	.404	41-44	.932	69/2.0	189/5.6	283/8.3
2006-07	35/34	199-467	.426	114-277	.412	123-140	.879	99/2.8	151/4.1	635/18.1
2007-08	36/35	165-407	.405	97-244	.398	74-86	.860	90/2.5	145/4.0	501/13.9
<b>Totals</b>	<b>138/117</b>	<b>505-1227</b>	<b>.412</b>	<b>273-684</b>	<b>.399</b>	<b>251-290</b>	<b>.866</b>	<b>282/2.0</b>	<b>582/4.2</b>	<b>1534/11.1</b>



## 17. DRAYMOND GREEN - 1,517 POINTS

Green scored his 1,000th point in his 115th game vs. Florida State (Nov. 30, 2011).

Year	GP/GS	FG-FGA	Pct.	3FG-FGA	Pct.	FT-FTA	Pct.	Reb/Avg.	Ast./Avg.	Pts./Avg.
2008-09	37/0	45-81	.556	0-1	.000	32-52	.615	122/3.3	31/0.8	122/3.3
2009-10	37/3	139-265	.525	2-16	.125	86-128	.672	286/7.7	112/3.0	366/9.9
2010-11	34/28	147-345	.426	37-101	.366	97-142	.683	294/8.6	141/4.1	635/18.6
2011-12	37/36	212-472	.449	52-134	.388	125-173	.723	394/10.6	141/3.8	601/16.2
<b>Totals</b>	<b>145/67</b>	<b>543-1163</b>	<b>.467</b>	<b>91-252</b>	<b>.361</b>	<b>340-495</b>	<b>.687</b>	<b>1096/7.6</b>	<b>425/2.9</b>	<b>1517/10.5</b>



## 18. CHARLIE BELL - 1,468 POINTS

Bell scored his 1,000th point in his 104th game vs. Syracuse (March 23, 2000).

Year	GP/GS	FG-FGA	Pct.	3FG-FGA	Pct.	FT-FTA	Pct.	Reb/Avg.	Ast./Avg.	Pts./Avg.
1997-98	30/30	94-216	.435	19-56	.339	69-87	.793	133/4.4	40/1.3	276/9.2
1998-99	38/35	116-243	.477	16-45	.356	49-65	.754	146/3.8	39/1.0	297/7.8
1999-2000	39/38	159-351	.453	38-111	.342	93-116	.802	190/4.9	123/3.2	449/11.5
2000-01	33/33	150-373	.402	52-152	.342	94-122	.770	155/4.7	169/5.1	446/13.5
<b>Totals</b>	<b>140/136</b>	<b>519-1183</b>	<b>.439</b>	<b>125-364</b>	<b>.343</b>	<b>305-390</b>	<b>.782</b>	<b>624/4.5</b>	<b>371/2.7</b>	<b>1468/10.5</b>



## 19. ANDRE HUTSON - 1,393 POINTS

Hutson scored his 1,000th point in his 110th game vs. North Carolina (Nov. 29, 2000).

Year	GP/GS	FG-FGA	Pct.	3FG-FGA	Pct.	FT-FTA	Pct.	Reb/Avg.	Ast./Avg.	Pts./Avg.
1997-98	30/26	87-142	.613	0-0	.000	52-69	.754	156/5.2	25/0.8	226/7.5
1998-99	37/34	111-180	.617	0-0	.000	107-137	.781	192/5.2	23/0.6	329/8.9
1999-2000	39/38	147-251	.586	0-1	.000	103-154	.669	243/6.2	57/1.5	397/10.2
2000-01	32/31	173-278	.622	0-0	.000	95-131	.725	244/7.6	61/1.9	441/13.8
<b>Totals</b>	<b>138/129</b>	<b>518-851</b>	<b>.609</b>	<b>0-1</b>	<b>.000</b>	<b>357-491</b>	<b>.727</b>	<b>835/6.1</b>	<b>166/1.2</b>	<b>1393/10.1</b>




## 1,000-POINT SCORERS

**20. DARRYL JOHNSON - 1,383 POINTS**

Johnson scored his 1,000th point in his 90th game vs. Purdue (Jan. 3, 1987).

Year	GP/GS	FG-FGA	Pct.	3FG-FGA	Pct.	FT-FTA	Pct.	Reb/Avg.	Ast./Avg.	Pts./Avg.
1983-84	28/3	72-152	.474	—	—	23-34	.676	31/1.1	33/1.2	167/6.0
1984-85	22/4	50-102	.490	—	—	16-22	.727	37/1.7	28/1.3	116/5.3
1985-86	29/29	216-371	.582	—	—	50-63	.794	96/3.3	116/4.0	482/16.6
1986-87	28/28	247-467	.529	13-35	.371	111-122	.910	94/3.4	112/4.0	618/22.1
<b>Totals</b>	<b>107/64</b>	<b>585-1092</b>	<b>.536</b>	<b>13-35</b>	<b>.371</b>	<b>200-214</b>	<b>.830</b>	<b>258/2.4</b>	<b>289/2.7</b>	<b>1383/12.9</b>

**21. ROBERT CHAPMAN - 1,382 POINTS**

Chapman scored his 1,000th point in his 74th game vs. Illinois (March 5, 1977).

Year	GP/GS	FG-FGA	Pct.	3FG-FGA	Pct.	FT-FTA	Pct.	Reb/Avg.	Ast./Avg.	Pts./Avg.
1974-75	20/0	39-95	.410	—	—	11-18	.611	26/1.3	NA	89/4.4
1975-76	27/26	166-349	.476	—	—	63-77	.818	95/3.5	55/2.0	395/14.6
1976-77	27/27	220-413	.533	—	—	89-124	.717	84/3.1	65/2.5	529/19.6
1977-78	30/30	152-307	.495	—	—	65-81	.802	82/2.7	61/2.0	369/12.3
<b>Totals</b>	<b>104/83</b>	<b>577-1164</b>	<b>.496</b>	<b>—</b>	<b>—</b>	<b>228-300</b>	<b>.760</b>	<b>287/2.8</b>	<b>181/2.2</b>	<b>1382/13.3</b>

**22. JULIUS MCCOY - 1,377 POINTS**


McCoy scored his 1,000th point in his 53rd game vs. Purdue (Jan. 14, 1956).

Year	GP/GS	FG-FGA	Pct.	3FG-FGA	Pct.	FT-FTA	Pct.	Reb/Avg.	Ast./Avg.	Pts./Avg.
1953-54	22/NA	136-379	.359	—	—	137-187	.733	NA	NA	409/18.6
1954-55	22/NA	141-363	.388	—	—	86-143	.601	NA	NA	368/16.7
1955-56	22/NA	228-538	.423	—	—	144-214	.673	219/10.0	NA	600/27.2
<b>Totals</b>	<b>66/NA</b>	<b>505-1280</b>	<b>.395</b>	<b>—</b>	<b>—</b>	<b>367-544</b>	<b>.675</b>	<b>219/10.0</b>	<b>NA</b>	<b>1377/20.9</b>

**23. DURRELL SUMMERS - 1,314 POINTS**

Summers scored his 1,000th point in his 117th game vs. Tennessee Tech (Nov. 28, 2010).

Year	GP/GS	FG-FGA	Pct.	3FG-FGA	Pct.	FT-FTA	Pct.	Reb/Avg.	Ast./Avg.	Pts./Avg.
2007-08	36/0	62-123	.504	11-22	.500	41-55	.745	85/2.4	20/0.6	176/4.9
2008-09	38/13	116-267	.434	45-117	.385	49-68	.721	129/3.4	30/0.8	326/8.6
2009-10	37/24	156-343	.455	43-120	.358	62-78	.795	174/4.7	31/0.8	417/11.3
2010-11	34/30	140-361	.388	62-174	.356	53-77	.688	144/4.2	22/0.6	395/11.6
<b>Totals</b>	<b>145/67</b>	<b>474-1094</b>	<b>.433</b>	<b>161-433</b>	<b>.372</b>	<b>205-278</b>	<b>.737</b>	<b>532/3.7</b>	<b>103/0.7</b>	<b>1314/9.1</b>

**24. MATT STEIGENGA - 1,296 POINTS**


Steigenga scored his 1,000th point in his 96th game vs. UW-Green Bay (March 15, 1991).

Year	GP/GS	FG-FGA	Pct.	3FG-FGA	Pct.	FT-FTA	Pct.	Reb/Avg.	Ast./Avg.	Pts./Avg.
1988-89	33/33	115-206	.558	—	—	57-77	.740	149/4.5	45/1.3	287/8.7
1989-90	34/33	138-235	.587	5-9	.556	74-95	.779	119/3.5	65/1.9	355/10.4
1990-91	30/30	148-282	.525	13-26	.500	70-100	.700	148/4.9	63/2.1	379/12.6
1991-92	27/27	103-211	.488	14-43	.326	55-81	.679	121/4.5	53/1.9	275/10.2
<b>Totals</b>	<b>124/123</b>	<b>504-934</b>	<b>.539</b>	<b>32-78</b>	<b>.410</b>	<b>256-353</b>	<b>.725</b>	<b>537/4.3</b>	<b>226/1.8</b>	<b>1296/10.4</b>

**25. QUINTON BROOKS - 1,275 POINTS**

Brooks scored his 1,000th point in his 95th game vs. Illinois (Jan. 6, 1996).

Year	GP/GS	FG-FGA	Pct.	3FG-FGA	Pct.	FT-FTA	Pct.	Reb/Avg.	Ast./Avg.	Pts./Avg.
1992-93	22/0	39-67	.582	0-1	.000	14-24	.583	59/2.7	5/0.2	92/4.2
1993-94	32/29	153-287	.533	3-10	.300	54-70	.771	142/4.4	30/0.9	363/11.3
1994-95	28/26	134-252	.532	1-10	.100	46-75	.613	145/5.2	25/0.9	315/11.3
1995-96	31/29	195-346	.564	1-7	.143	114-152	.750	175/5.7	20/0.6	505/16.3
<b>Totals</b>	<b>113/84</b>	<b>521-952</b>	<b>.547</b>	<b>5-28</b>	<b>.179</b>	<b>228-321</b>	<b>.710</b>	<b>521/4.6</b>	<b>80/707</b>	<b>1275/11.3</b>

**26. STAN WASHINGTON - 1,242 POINTS**

Washington scored his 1,000th point in his 57th game vs. Purdue (Jan. 22, 1966).

Year	GP/GS	FG-FGA	Pct.	3FG-FGA	Pct.	FT-FTA	Pct.	Reb/Avg.	Ast./Avg.	Pts./Avg.
1963-64	24/NA	144-310	.464	—	—	67-86	.779	245/10.2	NA	355/14.8
1964-65	23/NA	185-390	.474	—	—	120-141	.851	248/10.7	NA	490/21.3
1965-66	22/NA	153-323	.474	—	—	91-114	.798	234/10.6	NA	397/18.0
<b>Totals</b>	<b>69/NA</b>	<b>482-1023</b>	<b>.471</b>	<b>—</b>	<b>—</b>	<b>278-341</b>	<b>.815</b>	<b>727/10.5</b>	<b>NA</b>	<b>1242/18.0</b>

**T-27. KIRK MANNS - 1,212 POINTS**

Manns scored his 1,000th point in his 107th game vs. Northwestern (Jan. 20, 1990).

Year	GP/GS	FG-FGA	Pct.	3FG-FGA	Pct.	FT-FTA	Pct.	Reb/Avg.	Ast./Avg.	Pts./Avg.
1986-87	28/8	72-148	.486	27-56	.482	24-29	.828	36/1.3	38/1.4	203/7.3
1987-88	28/1	49-99	.495	35-76	.461	15-20	.750	10/0.4	15/0.5	140/5.0
1988-89	33/6	139-260	.535	69-136	.507	47-56	.839	20/0.6	33/1.0	394/11.9
1989-90	31/24	162-327	.495	81-178	.455	70-81	.864	57/1.8	56/1.8	475/15.3
<b>Totals</b>	<b>120/39</b>	<b>422-834</b>	<b>.506</b>	<b>212-446</b>	<b>.475</b>	<b>156-186</b>	<b>.839</b>	<b>123/1.1</b>	<b>142/1.2</b>	<b>1212/10.1</b>




# 1,000-POINT SCORERS



## T-27. KEN REDFIELD - 1,212 POINTS

Redfield scored his 1,000th point in his 97th game vs. Princeton (Dec. 30, 1989).

Year	GP/GS	FG-FGA	Pct.	3FG-FGA	Pct.	FT-FTA	Pct.	Reb/Avg.	Ast./Avg.	Pts./Avg.
1986-87	23/0	13-31	.419	0-3	.000	7-15	.467	25/1.1	13/0.5	33/1.4
1987-88	28/25	136-265	.513	1-6	.167	54-87	.621	143/5.1	64/2.2	327/11.7
1988-89	33/33	182-380	.479	2-16	.125	92-139	.662	225/6.8	131/3.9	458/13.9
1989-90	34/34	145-290	.500	7-18	.389	97-139	.626	232/6.8	106/3.1	394/11.6
<b>Totals</b>	<b>118/92</b>	<b>476-966</b>	<b>.493</b>	<b>10-43</b>	<b>.233</b>	<b>250-396</b>	<b>.631</b>	<b>625/5.3</b>	<b>314/2.7</b>	<b>1212/10.3</b>



## T-29. ALAN ANDERSON - 1,195 POINTS

Anderson scored his 1,000th point in his 114th game vs. Michigan (Feb. 12, 2005).


Year	GP/GS	FG-FGA	Pct.	3FG-FGA	Pct.	FT-FTA	Pct.	Reb/Avg.	Ast./Avg.	Pts./Avg.
2001-02	31/23	67-149	.450	2-5	.400	67-87	.770	130/4.2	51/1.6	203/6.5
2002-03	32/28	90-179	.503	4-13	.308	128-152	.842	117/3.7	104/3.3	312/9.8
2003-04	30/26	78-167	.467	17-48	.354	70-87	.805	93/3.1	96/3.2	243/8.1
2004-05	33/33	149-268	.556	25-65	.385	114-130	.877	184/5.6	56/1.7	437/13.2
<b>Totals</b>	<b>126/110</b>	<b>384-763</b>	<b>.503</b>	<b>48-131</b>	<b>.366</b>	<b>379-456</b>	<b>.831</b>	<b>524/4.2</b>	<b>307/2.4</b>	<b>1195/9.5</b>



## T-29. KELVIN TORBERT - 1,195 POINTS

Torbert scored his 1,000th point in his 107th game vs. Penn State (Jan. 5, 2005).

Year	GP/GS	FG-FGA	Pct.	3FG-FGA	Pct.	FT-FTA	Pct.	Reb/Avg.	Ast./Avg.	Pts./Avg.
2001-02	31/26	91-228	.399	18-57	.316	54-67	.806	105/3.4	46/1.5	254/8.2
2002-03	35/34	111-264	.420	10-31	.323	74-99	.747	132/3.8	58/1.7	306/8.7
2003-04	30/26	109-204	.534	31-64	.484	72-90	.800	108/3.6	60/2.0	321/10.7
2004-05	33/2	109-214	.509	29-84	.345	67-81	.827	97/2.9	50/1.5	314/9.5
<b>Totals</b>	<b>129/88</b>	<b>420-910</b>	<b>.462</b>	<b>88-236</b>	<b>.373</b>	<b>267-337</b>	<b>.792</b>	<b>442/3.4</b>	<b>214/1.7</b>	<b>1195/9.3</b>



## 31. MIKE PEPLOWSKI - 1,185 POINTS

Peplowski scored his 1,000th point in his 103rd game vs. Iowa (Jan 28, 1993).

Year	GP/GS	FG-FGA	Pct.	3FG-FGA	Pct.	FT-FTA	Pct.	Reb/Avg.	Ast./Avg.	Pts./Avg.
1989-90	28/23	60-110	.546	—	—	27-43	.628	162/5.8	19/0.6	147/5.3
1990-91	30/25	99-158	.627	—	—	34-50	.680	206/6.9	15/0.5	232/7.7
1991-92	30/29	168-266	.632	—	—	64-93	.688	259/8.6	34/1.1	400/13.3
1992-93	28/27	161-252	.639	0-1	.000	84-126	.667	279/10.0	39/1.4	406/14.5
<b>Totals</b>	<b>116/104</b>	<b>488-786</b>	<b>.621</b>	<b>0-1</b>	<b>.000</b>	<b>209-312</b>	<b>.669</b>	<b>906/7.8</b>	<b>107/0.9</b>	<b>1185/10.2</b>



## 32. SHANNON BROWN - 1,183 POINTS

Brown scored his 1,000th point in his 85th game vs. Northwestern (Feb. 4, 2006).


Year	GP/GS	FG-FGA	Pct.	3FG-FGA	Pct.	FT-FTA	Pct.	Reb/Avg.	Ast./Avg.	Pts./Avg.
2003-04	30/24	88-195	.451	15-44	.341	46-57	.807	75/2.5	38/1.3	237/7.9
2004-05	33/31	126-282	.447	31-94	.330	78-92	.848	104/3.2	57/1.7	361/10.9
2005-06	34/34	202-433	.467	64-164	.390	117-141	.830	150/4.4	93/2.7	585/17.2
<b>Totals</b>	<b>97/89</b>	<b>416-910</b>	<b>.457</b>	<b>110-302</b>	<b>.364</b>	<b>241-290</b>	<b>.831</b>	<b>329/3.4</b>	<b>188/1.9</b>	<b>1183/12.2</b>



## 33. LEE LAFAYETTE - 1,176 POINTS

Lafayette scored his 1,000th point in his 61st game vs. Indiana (Feb. 1, 1969).


Year	GP/GS	FG-FGA	Pct.	3FG-FGA	Pct.	FT-FTA	Pct.	Reb/Avg.	Ast./Avg.	Pts./Avg.
1966-67	23/NA	133-346	.384	—	—	75-131	.573	223/9.7	NA	341/14.8
1967-68	24/NA	149-339	.439	—	—	104-161	.664	253/10.5	NA	405/16.8
1968-69	23/NA	155-335	.436	—	—	120-182	.659	237/10.3	NA	430/18.7
<b>Totals</b>	<b>70/NA</b>	<b>437-1020</b>	<b>.428</b>	<b>—</b>	<b>—</b>	<b>299-474</b>	<b>.631</b>	<b>713/10.2</b>	<b>NA</b>	<b>1176/16.8</b>



## 34. LINDSAY HAIRSTON - 1,155 POINTS

Hairston scored his 1,000th point in his 66th game vs. Notre Dame (Feb. 5, 1975).

Year	GP/GS	FG-FGA	Pct.	3FG-FGA	Pct.	FT-FTA	Pct.	Reb/Avg.	Ast./Avg.	Pts./Avg.
1972-73	24/21	121-258	.469	—	—	35-54	.648	190/7.9	NA	277/11.5
1973-74	24/24	167-323	.517	—	—	62-96	.646	326/13.6	NA	396/16.5
1974-75	25/25	200-373	.536	—	—	82-141	.581	287/11.5	NA	482/19.3
<b>Totals</b>	<b>73/70</b>	<b>488-954</b>	<b>.512</b>	<b>—</b>	<b>—</b>	<b>179-291</b>	<b>.615</b>	<b>803/11.0</b>	<b>NA</b>	<b>1155/15.8</b>



## 35. PETE GENT - 1,146 POINTS

Gent scored his 1,000th point in his 60th game vs. Purdue (Feb. 3, 1964).

Year	GP/GS	FG-FGA	Pct.	3FG-FGA	Pct.	FT-FTA	Pct.	Reb/Avg.	Ast./Avg.	Pts./Avg.
1961-62	22/NA	124-314	.395	—	—	63-83	.759	206/9.3	NA	311/14.1
1962-63	20/NA	128-313	.408	—	—	73-104	.702	152/7.6	NA	329/16.4
1963-64	24/NA	213-526	.404	—	—	80-124	.645	193/9.0	NA	506/21.0
<b>Totals</b>	<b>66/NA</b>	<b>465-1153</b>	<b>.403</b>	<b>—</b>	<b>—</b>	<b>216-311</b>	<b>.695</b>	<b>551/8.3</b>	<b>NA</b>	<b>1146/17.4</b>

## 1,000-POINT SCORERS

**36. KEITH APPLING - 1,118 POINTS**


Appling scored his 1,000th point in his 97th game vs. Nebraska (Feb. 16, 2013).

Year	GP/GS	FG-FGA	Pct.	3FG-FGA	Pct.	FT-FTA	Pct.	Reb/Avg.	Ast./Avg.	Pts./Avg.
2010-11	34/18	72-165	.436	39-95	.411	34-38	.895	96/2.8	45/1.3	217/6.4
2011-12	37/37	131-307	.427	24-96	.250	134-170	.788	106/2.9	144/3.9	420/11.4
2012-13	36/36	156-376	.415	41-128	.320	128-171	.749	123/3.4	120/3.3	481/13.4
<b>Totals</b>	<b>107/91</b>	<b>359-848</b>	<b>.423</b>	<b>104-319</b>	<b>.326</b>	<b>296-379</b>	<b>.781</b>	<b>325/3.0</b>	<b>309/2.9</b>	<b>1118/10.4</b>

**37. AL FERRARI - 1,109 POINTS**

Unable to determine exact game in which he scored 1,000th point due to missing box scores.

Year	GP/GS	FG-FGA	Pct.	3FG-FGA	Pct.	FT-FTA	Pct.	Reb/Avg.	Ast./Avg.	Pts./Avg.
1952-53	22/NA	114-328	.348	—	—	123-178	.691	163/7.4	NA	351/16.0
1953-54	22/NA	109-328	.332	—	—	98-142	.690	NA	NA	316/14.4
1954-55	22/NA	145-385	.379	—	—	152-192	.792	NA	NA	442/20.1
<b>Totals</b>	<b>66/NA</b>	<b>368-1041</b>	<b>.354</b>	<b>—</b>	<b>—</b>	<b>373-512</b>	<b>.729</b>	<b>163/7.4</b>	<b>NA</b>	<b>1109/16.8</b>

**38. BILL KILGORE - 1,099 POINTS**


Kilgore scored his 1,000th point in his 68th game vs. Indiana (Feb. 19, 1973).

Year	GP/GS	FG-FGA	Pct.	3FG-FGA	Pct.	FT-FTA	Pct.	Reb/Avg.	Ast./Avg.	Pts./Avg.
1970-71	24/NA	134-256	.523	—	—	73-111	.658	309/12.8	NA	341/14.2
1971-72	24/24	142-244	.581	—	—	73-130	.562	266/11.1	NA	357/14.8
1972-73	24/24	163-284	.574	—	—	75-117	.641	239/9.9	NA	401/16.7
<b>Totals</b>	<b>72/48</b>	<b>439-784</b>	<b>.560</b>	<b>—</b>	<b>—</b>	<b>221-358</b>	<b>.617</b>	<b>814/11.3</b>	<b>NA</b>	<b>1099/15.3</b>

**39. GORAN SUTON - 1,081 POINTS**

Suton scored his 1,000th point in his 128th game vs. Ohio State (March 14, 2009).

Year	GP/GS	FG-FGA	Pct.	3FG-FGA	Pct.	FT-FTA	Pct.	Reb/Avg.	Ast./Avg.	Pts./Avg.
2005-06	31/6	40-85	.471	0-1	.000	14-19	.737	88/2.8	15/0.5	94/3.0
2006-07	35/21	137-269	.509	0-5	.000	53-82	.646	235/6.7	85/2.4	327/9.3
2007-08	36/35	136-247	.551	2-12	.167	52-67	.776	295/8.2	66/1.8	326/9.1
2008-09	32/29	123-236	.521	21-48	.438	67-79	.848	269/8.4	50/1.6	334/10.4
<b>Totals</b>	<b>134/91</b>	<b>436-837</b>	<b>.521</b>	<b>23-66</b>	<b>.348</b>	<b>186-247</b>	<b>.753</b>	<b>887/6.6</b>	<b>216/1.6</b>	<b>1081/8.1</b>

**40. JOHNNY GREEN - 1,062 POINTS**

Green scored his 1,000th point in his 60th game vs. Indiana (Feb. 28, 1959).

Year	GP/GS	FG-FGA	Pct.	3FG-FGA	Pct.	FT-FTA	Pct.	Reb/Avg.	Ast./Avg.	Pts./Avg.
1956-57	18/NA	96-247	.389	—	—	46-81	.568	262/14.6	NA	238/13.2
1957-58	22/NA	164-320	.512	—	—	69-138	.500	392/17.8	NA	397/18.0
1958-59	23/NA	168-393	.427	—	—	91-152	.599	382/16.6	NA	427/18.5
<b>Totals</b>	<b>63/NA</b>	<b>428-960</b>	<b>.446</b>	<b>—</b>	<b>—</b>	<b>206-371</b>	<b>.555</b>	<b>1036/16.4</b>	<b>NA</b>	<b>1062/16.9</b>

**41. EARVIN JOHNSON - 1,059 POINTS**


Johnson scored his 1,000th point in his 60th game vs. Notre Dame (March 18, 1979).

Year	GP/GS	FG-FGA	Pct.	3FG-FGA	Pct.	FT-FTA	Pct.	Reb/Avg.	Ast./Avg.	Pts./Avg.
1977-78	30/30	175-382	.458	—	—	161-205	.785	237/7.9	222/7.4	511/17.0
1978-79	32/31	173-370	.468	—	—	202-240	.842	234/7.3	269/8.4	548/17.1
<b>Totals</b>	<b>62/61</b>	<b>348-752</b>	<b>.463</b>	<b>—</b>	<b>—</b>	<b>363-445</b>	<b>.816</b>	<b>471/7.6</b>	<b>491/7.9</b>	<b>1059/17.1</b>

**42. MARCUS SANDERS - 1,054 POINTS**

Sanders scored his 1,000th point in his 64th game vs. Purdue (March 1, 1965).

Year	GP/GS	FG-FGA	Pct.	3FG-FGA	Pct.	FT-FTA	Pct.	Reb/Avg.	Ast./Avg.	Pts./Avg.
1962-63	20/NA	111-278	.399	—	—	73-97	.753	106/5.3	NA	295/14.7
1963-64	23/NA	127-329	.386	—	—	78-108	.722	110/4.7	NA	332/14.4
1964-65	23/NA	161-395	.407	—	—	105-138	.761	141/6.1	NA	427/18.5
<b>Totals</b>	<b>66/NA</b>	<b>399-1002</b>	<b>.398</b>	<b>—</b>	<b>—</b>	<b>256-343</b>	<b>.764</b>	<b>357/5.4</b>	<b>NA</b>	<b>1054/16.0</b>

**43. KEVIN SMITH - 1,028 POINTS**

Smith scored his 1,000th point in his 81st game vs. Minnesota (March 4, 1982).

Year	GP/GS	FG-FGA	Pct.	3FG-FGA	Pct.	FT-FTA	Pct.	Reb/Avg.	Ast./Avg.	Pts./Avg.
1979-80	27/16	89-200	.445	—	—	50-69	.723	48/1.8	93/3.4	228/8.4
1980-81	27/21	145-266	.545	—	—	74-101	.733	62/2.3	130/4.8	364/13.5
1981-82	28/28	180-405	.444	—	—	76-106	.717	58/2.1	126/4.5	436/15.6
<b>Totals</b>	<b>82/65</b>	<b>414-871</b>	<b>.475</b>	<b>—</b>	<b>—</b>	<b>200-276</b>	<b>.725</b>	<b>168/2.0</b>	<b>349/4.3</b>	<b>1028/12.5</b>



# REBOUNDING RECORDS

## INDIVIDUAL

### Career

REBOUNDS	NO.	YEARS
1. Draymond Green	1,096	2008-12
2. Greg Kelsner	1,092	1975-79
3. Johnny Green	1,036	1956-59
4. Antonio Smith	1,016	1995-99
5. Paul Davis	910	2002-06
6. Mike Peplowski	906	1989-93
7. Goran Suton	887	2005-09
8. Andre Hutson	835	1997-2001
9. Bill Kilgore	814	1970-73
10. Lindsay Hairston	803	1972-75

REB. AVG.	AVG. (GMS.)	YEARS
1. Johnny Green	16.4 (63)	1956-59
2. Horace Walker	13.8 (52)	1957-60
3. Bill Kilgore	11.3 (72)	1970-73
4. Lindsay Hairston	11.0 (73)	1972-75
5. Stan Washington	10.5 (69)	1963-66
6. Ralph Simpson	10.3 (23)	1969-70
7. Lee Lafayette	10.2 (70)	1966-69
8. Greg Kelsner	9.5 (115)	1975-79
9. Ted Williams	9.1 (58)	1960-63
10. Matthew Aitch	9.0 (45)	1965-67

### Season

REBOUNDS	NO.	YEAR
1. Draymond Green	394	2011-12
2. Johnny Green	392	1957-58
3. Johnny Green	382	1958-59
4. Horace Walker	373	1959-60
5. Lindsay Hairston	326	1973-74
6. Antonio Smith	319	1998-99
7. Horace Walker	312	1958-59
8. Bill Kilgore	309	1970-71
9. Antonio Smith	306	1996-97
10. Jamie Feick	303	1995-96

By Class:

Freshman: Greg Kelsner - 260 (1975-76)  
 Sophomore: Bill Kilgore - 309 (1970-71)  
 Junior: Johnny Green - 392 (1957-58)  
 Senior: Draymond Green - 394 (2011-12)

REB. AVG.	AVG.	YEAR
1. Johnny Green	17.8	1957-58
2. Horace Walker	17.7	1959-60
3. Johnny Green	16.6	1958-59
4. Johnny Green	14.6	1956-57
5. Lindsay Hairston	13.6	1973-74
6. Horace Walker	13.5	1958-59
7. Bill Kilgore	12.8	1970-71
8. Ted Williams	12.0	1960-61
9. Lance Olson	11.7	1959-60
10. Art Gowens	11.6	1959-60

By Class:

Freshman: Greg Kelsner - 9.6 (1975-76)  
 Sophomore: Johnny Green - 14.6 (1956-57)  
 Junior: Johnny Green - 17.8 (1957-58)  
 Senior: Horace Walker - 17.7 (1959-60)

## YEAR-BY-YEAR REBOUNDING LEADERS

Based on total rebounds (since 1955-56)

YEAR	NAME, POS.	REB. (AVG.)	YEAR	NAME, POS.	REB. (AVG.)
1955-56	Julius McCoy, f	219 (10.0)	1984-85	Ken Johnson, c	285 (10.2)
1956-57	Johnny Green, c	262 (14.6)	1985-86	Larry Polec, f	178 (5.7)
1957-58	Johnny Green, c	392 (17.8)	1986-87	Carlton Valentine, f	157 (5.6)
1958-59	Johnny Green, c	382 (16.6)	1987-88	Carlton Valentine, f	157 (5.6)
1959-60	Horace Walker, f/c	373 (17.7)	1988-89	Steve Smith, g	229 (9.9)
1960-61	Ted Williams, c	288 (12.0)	1989-90	Ken Redfield, f	232 (6.8)
1961-62	Pete Gent, f	206 (9.3)	1990-91	Mike Peplowski, c	206 (6.9)
1962-63	Bill Berry, f	184 (9.2)	1991-92	Mike Peplowski, c	259 (8.6)
1963-64	Stan Washington, f	245 (10.2)	1992-93	Mike Peplowski, c	279 (10.0)
1964-65	Stan Washington, f	248 (10.7)	1993-94	Anthony Miller, c	287 (9.0)
1965-66	Stan Washington, f	234 (10.6)	1994-95	Jamie Feick, c	281 (10.1)
1966-67	Lee Lafayette, c/f	223 (9.7)	1995-96	Jamie Feick, c	303 (9.5)
1967-68	Lee Lafayette, c/f	253 (10.5)	1996-97	Antonio Smith, f	306 (10.6)
1968-69	Lee Lafayette, c/f	237 (10.3)	1997-98	Antonio Smith, f	262 (8.7)
1969-70	Ralph Simpson, g	239 (10.3)	1998-99	Antonio Smith, f	319 (8.4)
1970-71	Bill Kilgore, c/f	309 (12.8)	1999-2000	Andre Hutson, f	243 (6.2)
1971-72	Bill Kilgore, c/f	266 (11.1)	2000-01	Andre Hutson, f	244 (7.6)
1972-73	Bill Kilgore, c/f	239 (9.9)	2001-02	Aloysius Anagonye, f	196 (6.3)
1973-74	Lindsay Hairston, c	326 (13.6)	2002-03	Aloysius Anagonye, f	186 (5.3)
1974-75	Lindsay Hairston, c	287 (11.5)	2003-04	Paul Davis, c	187 (6.2)
1975-76	Greg Kelsner, f	260 (9.5)	2004-05	Paul Davis, c	257 (8.0)
1976-77	Greg Kelsner, f	280 (10.8)	2005-06	Paul Davis, c	301 (9.1)
1977-78	Greg Kelsner, f	274 (9.1)	2006-07	Goran Suton, c	235 (6.7)
1978-79	Greg Kelsner, f	278 (8.7)	2007-08	Goran Suton, c	295 (8.2)
1979-80	Ron Charles, f/c	241 (8.9)	2008-09	Goran Suton, c	269 (8.4)
1980-81	Jay Vincent, c/f	229 (8.5)	2009-10	Draymond Green, f	286 (7.7)
1981-82	Derek Perry, f	151 (5.4)	2010-11	Draymond Green, f	294 (8.6)
1982-83	Kevin Willis, c	258 (9.6)	2011-12	Draymond Green, f	394 (10.6)
1983-84	Kevin Willis, c	192 (7.7)	2012-13	Adreian Payne, f	273 (7.6)

## Game

OFF. REB.*	NO.	DATE (OPP.)
1. Goran Suton	11	11/24/2007 (Oakland)
Antonio Smith	11	1/29/1997 (Purdue)
3. Derrick Nix	9	3/21/2013 (Valparaiso)
Morris Peterson	9	3/21/1999 (Kentucky)
5. Brandon Dawson	8	11/9/2012 (UConn)
Derrick Nix	8	11/13/2010 (FGCU)
Paul Davis	8	12/31/2005 (Coppin St.)
Antonio Smith	8	1/2/1997 (Indiana)
Jon Garavaglia	8	11/28/1995 (Arkansas)
10. 23 occasions with 7 Offensive Rebounds		

DEF. REB.*	NO.	DATE (OPP.)
1. Antonio Smith	17	3/8/1997 (Indiana)
2. Draymond Green	15	3/22/2012 (Louisville)
Andre Hutson	15	2/24/2001 (Penn St.)
4. Draymond Green	14	2/5/2012 (Michigan)
5. Draymond Green	13	3/10/2012 (Wisconsin)
Goran Suton	13	3/20/2009 (R. Morris)
Antonio Smith	13	2/18/1999 (Michigan)
Jamie Feick	13	2/7/1995 (Purdue)
Mike Peplowski	13	2/8/1992 (Wisconsin)
10. Eleven occasions with 12 Def. Rebounds		

\* Since 1986-87 Season

## TEAM

### Career

REBOUNDS	NO.	GAMES
1. 1999-2000	1,521	39 games
2. 1958-59	1,508	23 games
3. 2008-09	1,482	38 games
4. 2009-10	1,426	37 games
5. 2000-01	1,404	33 games
REB. AVG.	NO.	GAMES
1. 1958-59	65.5 (1,508)	23 games
2. 1959-60	57.7 (1,212)	21 games
3. 1961-62	54.6 (1,201)	22 games
4. 1964-65	51.7 (1,189)	23 games
5. 1962-63	51.4 (1,028)	20 games

### Career

REBOUNDS	OPPONENT	DATE
1. 84	Iowa	2/15/1964
84	Ohio State	1/19/1959
3. 78	Southern Ill.	12/13/1955
4. 77	Indiana	1/11/1964
77	Butler	12/23/1961

## Big Ten Game

REBOUNDS	OPPONENT	DATE
1. 84	Iowa	2/15/1964
84	Ohio State	1/19/1959
3. 77	Indiana	1/11/1964
4. 74	Illinois	2/17/1964
74	Indiana	3/5/1960



## REBOUNDING/FIELD-GOAL RECORDS

## 20-REB. GAMES

29	Horace Walker	12/25/1959 (Butler)
	Johnny Green	12/30/1957 (Washington)
28	Horace Walker	1/23/1960 (Iowa)
	Johnny Green	12/28/1957 (USC)
27	Greg Kelsner	1/3/1976 (Wisconsin)
26	Horace Walker	3/5/1960 (Indiana)
	Keith Stackhouse	2/18/1952 (Minnesota)
25	Ted Williams	1/16/1961 (Michigan)
	Johnny Green	2/21/1959 (Purdue)
24	Horace Walker	1/9/1960 (Michigan)
	Horace Walker	2/16/1959 (N'western)
	Johnny Green	1/5/1959 (Iowa)
	Johnny Green	3/8/1958 (Indiana)
	Horace Walker	12/17/1958 (Notre Dame)
23	Lindsay Hairston	12/20/1974 (San Fran.)
	Lindsay Hairston	2/2/1974 (Purdue)
	Horace Walker	2/1/1960 (Minnesota)
	Johnny Green	12/2/1957 (Butler)
22	Bernard Copeland	3/1/1969 (Ohio State)
	Lee Lafayette	1/7/1967 (Illinois)
	Johnny Green	1/18/1958 (N'western)
	Johnny Green	12/21/1957 (Notre Dame)
21	Lindsay Hairston	1/25/1975 (Wisconsin)
	Bill Berry	12/1/1962 (Kansas State)
	Horace Walker	12/5/1959 (Notre Dame)
	Duane Peterson	1/21/1956 (Minnesota)
20	Goran Suton	11/24/2007 (Oakland)
	Kevin Willis	1/8/1983 (Northwestern)
	Kevin Willis	3/5/1983 (Wisconsin)
	Earvin Johnson	12/8/1977 (Wichita St.)
	Bill Kilgore	2/20/1971 (Wisconsin)
	Bill Kilgore	2/13/1971 (Minnesota)
	Ralph Simpson	12/19/1969 (Bradley)
	Lance Olson	2/8/1960 (Illinois)
	Horace Walker	1/16/1960 (Illinois)
	Johnny Green	2/10/1958 (Iowa)
	Johnny Green	1/4/1958 (Ohio State)

## YEAR-BY-YEAR FIELD-GOAL % LEADERS

Minimum 100 attempts (since 1946-47)

YEAR	NAME	PCT. (FG-FGA)	YEAR	NAME	PCT. (FG-FGA)
1946-47	Robin Roberts, f	.389 (81-208)	1980-81	Derek Perry, f	.601 (83-138)
1947-48	Bob Brannum, c	.389 (124-319)	1981-82	Derek Perry, f	.495 (99-200)
1948-49	John Granack, f	.362 (42-116)	1982-83	Kevin Willis, c	.596 (162-272)
1949-50	Bob Carey, c	.448 (65-145)	1983-84	Ben Tower, f	.573 (63-110)
1950-51	Sonny Means, g	.378 (39-103)	1984-85	Ken Johnson, c	.604 (128-212)
1951-52	Gordon Stauffer, g	.365 (77-211)	1985-86	Carlton Valentine, f	.650 (80-123)
1952-53	Bob Armstrong, c	.379 (96-253)	1986-87	Carlton Valentine, f	.622 (135-217)
1953-54	Bob Devenny, g	.376 (53-141)	1987-88	George Papadakos, c	.650 (102-157)
1954-55	Duane Peterson, c	.467 (107-229)	1988-89	Matt Steigenga, f	.558 (115-206)
1955-56	Julius McCoy, f	.423 (228-538)	1989-90	Matt Steigenga, f	.587 (138-235)
1956-57	George Ferguson, f	.428 (137-320)	1990-91	Mike Peplowski, c	.627 (99-158)
1957-58	Johnny Green, c	.512 (164-320)	1991-92	Mike Peplowski, c	.632 (168-266)
1958-59	Lance Olson, f	.428 (96-224)	1992-93	Mike Peplowski, c	.639 (161-252)
1959-60	Dave Fahs, g	.432 (108-250)	1993-94	Anthony Miller, c	.651 (162-249)
1960-61	Jack Lamers, f/g	.422 (84-190)	1994-95	Jamie Feick, c	.617 (111-180)
1961-62	Bill Schwarz, g	.415 (71-171)	1995-96	Quinton Brooks, f	.564 (195-346)
1962-63	Bill Schwarz, g	.419 (67-160)	1996-97	Antonio Smith, f	.564 (92-163)
1963-64	Fred Thomann, c	.480 (145-302)	1997-98	DuJuan Wiley, c	.624 (78-125)
1964-65	Stan Washington, f	.474 (185-390)	1998-99	Andre Hutson, f	.617 (111-180)
1965-66	Bill Curtis, f	.487 (149-306)	1999-2000	Andre Hutson, f	.586 (147-251)
1966-67	Heywood Edwards, g	.476 (59-124)	2000-01	Andre Hutson, f	.622 (173-278)
1967-68	John Bailey, g	.462 (86-186)	2001-02	Adam Ballinger, f	.545 (116-213)
1968-69	Lee Lafayette, c/f	.436 (155-355)	2002-03	Aloysius Anagnonye, f	.618 (97-157)
1969-70	Pat Miller, g/f	.525 (83-158)	2003-04	Paul Davis, c	.568 (163-287)
1970-71	Bill Kilgore, f/c	.523 (134-256)	2004-05	Alan Anderson, f	.556 (149-268)
1971-72	Bill Kilgore, f/c	.581 (142-244)	2005-06	Paul Davis, c	.566 (206-364)
1972-73	Bill Kilgore, f/c	.574 (163-284)	2006-07	Marquise Gray, f	.578 (96-166)
1973-74	Bill Glover, g	.580 (69-119)	2007-08	Drew Naymick, c	.650 (65-100)
1974-75	Bill Glover, g	.546 (124-227)	2008-09	Delvon Roe, f	.566 (81-143)
1975-76	Greg Kelsner, f	.517 (136-264)	2009-10	Delvon Roe, f	.553 (83-150)
1976-77	Terry Donnelly, g	.534 (87-163)	2010-11	Delvon Roe, f	.483 (71-147)
1977-78	Greg Kelsner, f	.610 (221-362)	2011-12	Branden Dawson, g	.577 (109-189)
1978-79	Ron Charles, f/c	.665 (115-173)	2012-13	Adreian Payne, f	.546 (137-251)
1979-80	Ron Charles, f/c	.676 (169-250)			

## INDIVIDUAL

## Career

FIELD GOALS	NO.	YEARS
1. Shawn Respert	866	1990-95
2. Scott Skiles	837	1982-86
3. Steve Smith	826	1987-91
4. Greg Kelsner	820	1975-79
5. Jay Vincent	799	1977-81
6. Terry Furlow	721	1972-76
7. Mike Robinson	712	1971-74
8. Sam Vincent	685	1981-85
9. Kalin Lucas	670	2007-11
10. Paul Davis	614	2002-06

FIELD-GOAL ATT.	NO.	YEARS
1. Shawn Respert	1,791	1990-95
2. Steve Smith	1,695	1987-91
3. Scott Skiles	1,623	1982-86
4. Kalin Lucas	1,575	2007-11
5. Jay Vincent	1,555	1977-81
6. Mike Robinson	1,541	1971-74
7. Greg Kelsner	1,517	1975-79
8. Terry Furlow	1,478	1972-76
9. Mateen Cleaves	1,331	1996-2000
10. Sam Vincent	1,294	1981-85

FIELD-GOAL PCT.*	PCT.	YEARS
1. Ron Charles	.639	1976-80
2. Mike Peplowski	.621	1989-93
3. Anthony Miller	.609	1991-94
4. Andre Hutson	.609	1997-2001
5. Carlton Valentine	.601	1984-88
6. Marquise Gray	.576	2005-09
7. Aloysius Anagnonye	.569	1999-2003
8. Bill Glover	.560	1972-75
9. Bill Kilgore	.559	1970-73
10. Branden Dawson	.550	2011-12

\* Minimum 350 attempts



Johnny Green grabbed 17.8 boards per game as a junior in 1957-58.



# FIELD-GOAL RECORDS

## Season

FIELD GOALS	NO.	YEAR
1. Scott Skiles	331	1985-86
2. Terry Furlow	308	1975-76
3. Shawn Respert	272	1993-94
4. Steve Smith	268	1990-91
5. Ralph Simpson	264	1969-70
6. Jay Vincent	259	1980-81
Mike Robinson	259	1972-73
8. Darryl Johnson	247	1986-87
9. Greg Kelsner	246	1978-79
10. Sam Vincent	245	1984-85
Mike Robinson	245	1971-72

By Class:

Freshman: Earvin Johnson - 175 (1977-78)

Sophomore: Ralph Simpson - 264 (1969-70)

Junior: Shawn Respert - 272 (1993-94)

Senior: Scott Skiles - 331 (1985-86)

FIELD-GOAL ATT.	NO.	YEAR
1. Terry Furlow	653	1975-76
2. Scott Skiles	598	1985-86
3. Ralph Simpson	588	1969-70
4. Steve Smith	566	1990-91
5. Mike Robinson	565	1971-72
6. Shawn Respert	562	1993-94
7. Julius McCoy	538	1955-56
8. Mike Robinson	536	1972-73
9. Pete Gent	526	1963-64
10. Jay Vincent	522	1980-81

By Class:

Freshman: Earvin Johnson - 382 (1977-78)

Sophomore: Ralph Simpson - 588 (1969-70)

Junior: Shawn Respert - 562 (1993-94)

Senior: Terry Furlow - 653 (1975-76)

FIELD-GOAL PCT.*	PCT.	YEAR
1. Ron Charles (169-250)	.676	1979-80
2. Ron Charles (115-173)	.665	1978-79
3. Anthony Millier (162-249)	.651	1993-94
4. Carlton Valentine (80-123)	.650	1985-86
5. Drew Naymick (65-100)	.650	2007-08
6. George Papadakos (102-157)	.650	1987-88
7. Mike Peplowski (161-252)	.639	1992-93
8. Mike Peplowski (168-266)	.632	1991-92
9. Mike Peplowski (99-158)	.627	1990-91
10. DuJuan Wiley (78-125)	.624	1997-98

\* Minimum 100 attempts

By Class:

Freshman: Andre Hutson - .613 (1997-98)

Sophomore: Carlton Valentine - .650 (1985-86)

Junior: Ron Charles - .665 (1978-79)

Senior: Ron Charles - .676 (1979-80)

## Game

FIELD GOALS	NO.	DATE (OPP.)
1. Scott Skiles	20	1/18/1986 (Minn.)
Julius McCoy	20	12/21/1955 (Notre Dame)
3. Ralph Simpson	19	12/13/1969 (W. Mich.)
4. Darryl Johnson	18	12/29/1986 (BYU)
Scott Skiles	18	1/30/1986 (Wisconsin)
Terry Furlow	18	1/5/1976 (Iowa)
7. Scott Skiles	17	3/8/1986 (Ohio St.)
Jay Vincent	17	2/28/1981 (Minn.)
Mike Robinson	17	3/3/1973 (N'western)
Ralph Simpson	17	12/27/1969 (Oregon)

FG ATTEMPTS	NO.	DATE (OPP.)
1. Julius McCoy	36	2/27/1956 (Wis.)
2. Mike Robinson	34	3/7/1972 (Ohio St.)
Ralph Simpson	34	2/28/1970 (Ohio St.)
Al Ferrari	34	1/5/1953 (Indiana)
5. Scott Skiles	33	3/8/1986 (Ohio St.)
Mike Robinson	33	2/12/1972 (Iowa)
Ralph Simpson	33	1/31/1970 (Minn.)
8. Terry Furlow	32	12/6/1975 (E. Mich.)
Ralph Simpson	32	12/27/1969 (Oregon)
10. Six occasions with 31 FG Attempts		

FG PCT.*	PCT.	DATE (OPP.)
1. Alan Anderson (10-10)	1.000	2/24/2005 (Wis.)
Carlton Valentine (11-11)	1.000	12/2/1986 (Brooklyn)
Ron Charles (12-12)	1.000	1/24/1980 (Mich.)
Bob Chapman (11-11)	1.000	12/2/1977 (R.I.)
5. Kirk Manns (11-12)	.917	3/29/1989 (UAB)
Darryl Johnson (11-12)	.917	2/15/1986 (Minn.)
Ron Charles (11-12)	.917	12/18/1979 (CMU)
8. Ken Johnson (10-11)	.909	1/3/1985 (Ohio St.)
Derek Perry (10-11)	.909	12/12/1980 (EMU)
10. Five occasions with .900 (9-10)		

\* Minimum 10 attempts

## TEAM

## Season

FIELD GOALS	NO.	GAMES
1. 1985-86	1,043	31 games
2. 1998-99	1,020	38 games
3. 1999-2000	1,018	39 games
4. 2009-10	974	37 games
5. 1989-90	967	34 games

FIELD-GOAL ATT.	NO.	GAMES
1. 1998-99	2,156	38 games
2. 1999-00	2,148	39 games
3. 2008-09	2,135	38 games
4. 1963-64	2,093	24 games
5. 2009-10	2,068	37 games

FIELD-GOAL PCT.	NO.	GAMES
1. 1985-86	.561	31 games
2. 1984-85	.537	31 games
3. 1978-79	.527	32 games
4. 1977-78	.524	30 games
5. 1986-87	.524	28 games

## Game

FIELD GOALS	OPPONENT	DATE
1. 50	Morehead St.	12/1/1992
50	Oklahoma	12/21/1963
3. 47	East Tenn. St.	12/9/1993
47	New Hampshire	2/30/1977
5. 46	Neb. Omaha	12/4/2011
46	Wisconsin	1/25/1975
46	Wisconsin	1/6/1964

FG ATT.	OPPONENT	DATE
1. 101	Brigham Young	12/23/1963
101	Indiana	3/5/1960
3. 100	Cal State-Full.	12/1/1967
100	Oklahoma	12/21/1963
100	Wisconsin	3/2/1963

FG PCT.	OPPONENT	DATE
1. .738 (31-42)	Minnesota	2/28/1987
2. .733 (33-45)	Ohio State	2/7/2004
3. .686 (35-51)	Cincinnati	12/21/1991
4. .679 (36-53)	Penn State	1/20/2007
5. .676 (50-74)	Morehead State	12/1/1992

## Big Ten Game

FIELD GOALS	OPPONENT	DATE
1. 46	Wisconsin	1/25/1975
46	Wisconsin	1/6/1964
3. 44	Michigan	3/4/2000
4. 43	Purdue	2/3/1964
5. 42	Four occasions	

FG ATT.	OPPONENT	DATE
1. 101	Indiana	3/5/1960
2. 100	Wisconsin	3/2/1963
3. 97	Ohio State	3/3/1956
4. 96	Ohio State	2/22/1965
96	Minnesota	1/14/1964
96	Indiana	1/11/1964

FG PCT.	OPPONENT	DATE
1. .738 (31-42)	Minnesota	2/28/1987
2. .733 (33-45)	Ohio State	2/7/2004
3. .679 (36-53)	Penn State	1/20/2007
4. .667 (26-39)	Illinois	2/7/1985
5. .661 (39-59)	Wisconsin	1/30/1986

## FREE-THROW RECORDS

## INDIVIDUAL

## Career

FREE THROWS	NO.	YEARS
1. Kalin Lucas	507	2007-11
2. Paul Davis	477	2002-06
3. Sam Vincent	476	1981-85
4. Shawn Respert	468	1990-95
5. Steve Smith	464	1987-91
6. Scott Skiles	446	1982-86
7. Raymar Morgan	384	2006-10
8. Alan Anderson	379	2001-05
9. Greg Kelsner	374	1975-79
10. Al Ferrari	373	1952-55

FREE-THROW ATT.	NO.	YEARS
1. Kalin Lucas	637	2007-11
2. Paul Davis	625	2002-06
3. Steve Smith	614	1987-91
4. Sam Vincent	593	1981-85
5. Greg Kelsner	590	1975-79
6. Raymar Morgan	571	2006-10
7. Shawn Respert	546	1990-95
8. Julius McCoy	544	1953-56
9. Scott Skiles	525	1982-86
10. Al Ferrari	512	1952-55

FREE-THROW PCT.*	PCT.	YEARS
1. Drew Neitzel	.866	2004-08
(251-290)		
2. Shawn Respert	.857	1990-95
(468-546)		
3. Scott Skiles	.850	1982-86
(446-525)		
4. Alan Anderson	.831	2001-05
(379-456)		
5. Shannon Brown	.831	2003-06
(241-290)		
6. Darryl Johnson	.830	1983-87
(200-241)		
7. Earvin Johnson	.816	1977-79
(363-445)		
8. Stan Washington	.815	1963-66
(278-341)		
9. Terry Furlow	.815	1972-76
(335-411)		
10. Larry Polec	.814	1982-86
(188-231)		

\* Minimum 200 attempts

## Season

FREE THROWS	NO.	YEAR
1. Earvin Johnson	202	1978-79
2. Scott Skiles	188	1985-86
3. Terry Furlow	177	1975-76
4. Sam Vincent	176	1984-85
5. Kalin Lucas	172	2008-09
6. Earvin Johnson	161	1977-78
7. Paul Davis	160	2005-06
8. Al Ferrari	152	1954-55
9. Steve Smith	150	1990-91
10. Julius McCoy	144	1955-56

By Class:

Freshman: Earvin Johnson - 161 (1977-78)

Sophomore: Earvin Johnson - 202 (1978-79)

Junior: Shawn Respert - 142 (1993-94)

Senior: Scott Skiles - 188 (1985-86)

FT ATTEMPTS	NO.	YEAR
1. Earvin Johnson	240	1978-79
2. Julius McCoy	214	1955-56
3. Kalin Lucas	213	2008-09
4. Scott Skiles	209	1985-86
5. Sam Vincent	208	1984-85
6. Earvin Johnson	205	1977-78
7. Bob Anderegg	203	1958-59
8. Terry Furlow	202	1975-76
9. Greg Kelsner	196	1976-77
10. Al Ferrari	192	1954-55

By Class:

Freshman: Earvin Johnson - 205 (1977-78)

Sophomore: Earvin Johnson - 240 (1978-79)

Junior: Shawn Respert - 196 (1993-94)

Senior: Julius McCoy - 214 (1955-56)

FREE-THROW PCT.	PCT.	FT-FTA
1. Darryl Johnson	.910	1986-87
(111-122)		
2. Scott Skiles	.900	1985-86
(188-209)		
3. A.J. Granger	.893	1999-2000
(67-75)		
4. Terry Donnelly	.882	1979-80
(60-68)		
5. Drew Neitzel	.879	2006-07
(123-140)		
6. Alan Anderson	.877	2004-05
(114-130)		
7. Terry Furlow	.876	1975-76
(177-202)		
8. Shawn Respert	.872	1991-92
(68-78)		
9. Austin Thornton	.871	2011-12
(54-62)		
10. Paul Davis	.870	2005-06
(160-184)		

\* Minimum 50 attempts

By Class:

Freshman: Shawn Respert - .872 (1991-92)

Sophomore: Shawn Respert - .856 (1992-93)

Junior: Drew Neitzel - .879 (2006-07)

Senior: Darryl Johnson - .910 (1986-87)

## Game

FREE THROWS	NO.	DATE (OPP.)
1. Al Ferrari	21	2/28/1955 (Indiana)
2. Terry Furlow	20	1/8/1976 (N'western)
3. Kevin Smith	19	1/7/1982 (Indiana)
4. Sam Vincent	17	2/24/1983 (Ohio St.)
5. Three occasions with 15 free throws		

FT ATTEMPTS	NO.	DATE (OPP.)
1. Al Ferrari	26	2/28/1955 (Indiana)
2. Terry Furlow	22	1/8/1976 (N'western)
3. Rudy Benjamin	21	12/12/1970 (W. Mich.)
4. Kevin Smith	19	1/7/1982 (Indiana)
5. Steve Smith	18	2/25/1991 (Minn.)
Earvin Johnson	18	1/20/1979 (Iowa)

FT PCT.	PCT.	DATE (OPP.)
1. Kevin Smith	1.000	1/7/1982 (Indiana)
(19-19)		
Sam Vincent	1.000	2/24/1983 (Ohio St.)
(17-17)		
Steve Smith	1.000	1/19/1991 (Minn.)
(15-15)		
Three (14-14), One (13-13), Two (12-12),		
Seven (11-11), 16 (10-10)		

## TEAM

## Season

FREE THROWS	NO.	GAMES
1. 2008-09	612	38 games
2. 1999-2000	600	39 games
3. 2002-03	564	35 games
4. 1978-79	559	32 games
5. 2004-05	543	33 games

FT ATTEMPTS	NO.	GAMES
1. 2008-09	877	38 games
2. 1999-2000	816	39 games
3. 1978-79	775	32 games
4. 2002-03	767	35 games
5. 2009-10	764	37 games

FREE-THROW PCT.	NO.	GAMES
1. 1985-86	.799	31 games
2. 2004-05	.777	33 games
3. 2003-04	.771	30 games
2001-02	.771	31 games
1986-87	.771	28 games

## Game

FREE THROWS	OPPONENT	DATE
1. 42	Oklahoma	12/6/2003
2. 41	Illinois-Chicago	12/3/1983
3. 40	Ohio State	2/24/1983
40	Pennsylvania	12/30/1954
5. 36	Wisconsin	1/8/1955

FT ATTEMPTS	OPPONENT	DATE
1. 53	Illinois-Chicago	12/3/1983
2. 49	Western Mich.	12/12/1970
49	Wisconsin	1/8/1955
49	Kansas State	1/5/1954
5. 48	Oklahoma	12/6/2003

## FREE-THROW PERCENTAGE:

1.000 (18-18)  
vs. Michigan (1/30/2001) & Illinois (1/12/86)

## Big Ten Game

FREE THROWS	OPPONENT	DATE
1. 40	Ohio State	2/24/1983
2. 36	Wisconsin	1/8/1955
3. 34	Indiana	2/23/1963
4. 33	Indiana	2/28/1955

5. Two occasions with 31 free throws

FT ATTEMPTS	OPPONENT	DATE
1. 49	Wisconsin	1/8/1955
2. 45	Ohio State	2/24/1983
3. 44	Iowa	1/20/1979
44	Indiana	2/23/1963
5. 42	Penn State	1/3/2001

## FREE-THROW PERCENTAGE:

1.000 (18-18)  
vs. Michigan (1/30/2001) & Illinois (1/12/86)



# FREE-THROW/3-POINT RECORDS

## YEAR-BY-YEAR FREE-THROW % LEADERS

Minimum 50 attempts (since 1946-47)

YEAR	NAME	PCT. (FT-FTA)	YEAR	NAME	PCT. (FT-FTA)
1946-47	Bob Geahan, f	.656 (61-93)	1980-81	Mike Brkovich, g/f	.862 (56-65)
1947-48	Bob Brannum, c	.615 (96-156)	1981-82	Sam Vincent, g	.747 (68-91)
1948-49	John Granack, f	.617 (37-60)	1982-83	Scott Skiles, g	.831 (69-83)
1949-50	Jim Snodgrass, g	.694 (50-72)	1983-84	Scott Skiles, g	.832 (99-119)
1950-51	Bob Carey, f/c	.683 (54-79)	1984-85	Sam Vincent, g	.846 (176-208)
1951-52	Gordon Stauffer, g	.810 (56-69)	1985-86	Scott Skiles, g	.900 (188-209)
1952-53	Al Ferrari, f	.691 (123-178)	1986-87	Darryl Johnson, g	.910 (111-122)
1953-54	Bob Armstrong, c	.754 (49-65)	1987-88	Steve Smith, g	.758 (69-91)
1954-55	Al Ferrari, f	.792 (152-192)	1988-89	Kirk Manns, g	.839 (47-56)
1955-56	George Ferguson f/g	.699 (65-93)	1989-90	Kirk Manns, g	.864 (70-81)
1956-57	Jack Quiggie, g	.714 (100-140)	1990-91	Steve Smith, g	.802 (150-187)
1957-58	Jack Quiggie, g	.721 (75-104)	1991-92	Shawn Respert, g	.872 (68-78)
1958-59	Horace Walker, f/c	.719 (69-96)	1992-93	Shawn Respert, g	.856 (119-139)
1959-60	Horace Walker, f/c	.798 (119-149)	1993-94	Shawn Respert, g	.840 (142-169)
1960-61	Dick Hall, f/c	.800 (104-130)	1994-95	Shawn Respert, g	.869 (139-160)
1961-62	Jack Lamers, f/c	.761 (51-67)	1995-96	Thomas Kelley, g	.790 (45-57)
1962-63	Jack Lamers, f/g	.770 (47-61)	1996-97	Mateen Cleaves, g	.722 (57-79)
1963-64	Bill Schwarz, g	.784 (40-51)	1997-98	Charlie Bell, g	.793 (69-87)
1964-65	Stan Washington, f	.851 (120-141)	1998-99	Morris Peterson, f	.814 (114-140)
1965-66	Stan Washington, f	.798 (91-114)	1999-2000	A.J. Granger, f	.893 (67-75)
1966-67	Steve Rymal, g	.690 (49-71)	2000-01	Charlie Bell, g	.770 (94-122)
1967-68	Harrison Stepler, g	.815 (44-54)	2001-02	Adam Ballinger, f	.864 (51-59)
1968-69	Jim Gibbons, f	.714 (79-98)	2002-03	Alan Anderson, f	.842 (128-152)
1969-70	Ralph Simpson, g	.822 (139-169)	2003-04	Shannon Brown, g	.807 (46-57)
1970-71	Rudy Benjamin, g	.725 (116-160)	2004-05	Alan Anderson, f	.877 (114-130)
1971-72	Mike Robinson, g	.707 (104-147)	2005-06	Paul Davis, c	.870 (160-184)
1972-73	Mike Robinson, g	.796 (90-113)	2006-07	Drew Neitzel, g	.879 (123-140)
1973-74	Mike Robinson, g	.773 (99-128)	2007-08	Drew Neitzel, g	.860 (74-86)
1974-75	Terry Furlow, f	.825 (99-120)	2008-09	Goran Sutton, c	.848 (67-79)
1975-76	Terry Furlow, f	.876 (177-202)	2009-10	Durrell Summers, g	.795 (62-78)
1976-77	Terry Donnelly, g	.769 (40-52)	2010-11	Kalin Lucas, g	.820 (137-167)
1977-78	Bob Chapman, g	.802 (65-81)	2011-12	Austin Thornton, g	.871 (54-62)
1978-79	Earvin Johnson, g/f	.842 (202-240)	2012-13	Adreian Payne, f	.848 (89-105)
1979-80	Terry Donnelly, g	.882 (60-68)			

## YEAR-BY-YEAR 3-POINT FG LEADERS

Based on total 3-pointers (since 1982-83)

YEAR	NAME	3FG (AVG.)	YEAR	NAME	3FG (AVG.)
1982-83*	Scott Skiles, g	25 (1.2)	1999-2000	Morris Peterson, f	85 (2.2)
1986-87	Kirk Manns, g	35 (1.2)	2000-01	Charlie Bell, g	52 (1.6)
1987-88	Kirk Manns, g	27 (0.9)	2001-02	Chris Hill, g	66 (2.1)
1988-89	Kirk Manns, g	69 (2.1)	2002-03	Chris Hill, g	95 (2.7)
1989-90	Kirk Manns, g	81 (2.6)	2003-04	Chris Hill, g	84 (2.8)
1990-91	Steve Smith, g	66 (2.2)	2004-05	Chris Hill, g	61 (1.8)
1991-92	Shawn Respert, g	60 (2.0)	2005-06	Maurice Ager, g	83 (2.4)
1992-93	Shawn Respert, g	60 (2.1)	2006-07	Drew Neitzel, g	114 (3.3)
1993-94	Shawn Respert, g	92 (2.9)	2007-08	Drew Neitzel, g	97 (2.7)
1994-95	Shawn Respert, g	119 (4.3)	2008-09	Chris Allen, g	52 (1.4)
1995-96	Ray Weathers, g	39 (1.3)	2009-10	Chris Allen, g	53 (1.5)
1996-97	Ray Weathers, g	53 (1.8)	2010-11	Durrell Summers, g	62 (1.8)
1997-98	Jason Klein, f	69 (2.3)	2011-12	Draymond Green, f	52 (1.4)
1998-99	Jason Klein, f	46 (1.2)	2012-13	Gary Harris, g	65 (1.9)

\*3-Point shot used in Big Ten and NIT games only

## INDIVIDUAL

### Career

3-POINT FG	NO.	YEARS
1. Shawn Respert	331	1990-95
2. Chris Hill	306	2001-05
3. Drew Neitzel	273	2004-08
4. Kirk Manns	212	1986-90
5. Maurice Ager	202	2002-06
6. Durrell Summers	161	2007-11
7. Jason Klein	152	1995-99
8. Kalin Lucas	149	2007-11
9. Steve Smith	147	1987-91
10. Morris Peterson	146	1995-2000

3-POINT FG ATT.	NO.	YEARS
1. Chris Hill	735	2001-05
2. Shawn Respert	728	1990-95
3. Drew Neitzel	684	2004-08
4. Maurice Ager	532	2002-06
5. Mateen Cleaves	457	1996-2000
6. Kirk Manns	446	1986-90
7. Durrell Summers	433	2007-11
8. Jason Klein	409	1995-99
9. Chris Allen	400	2007-10
10. Kalin Lucas	395	2007-11

3-PT. FG PCT.*	PCT.	YEARS
1. Kirk Manns	.475	1986-90
2. Shawn Respert	(212-446)	
3. Ray Weathers	.455	1990-95
4. A.J. Granger	(77-175)	
5. Todd Wolfe	(53-121)	
6. Steve Smith	(147-353)	
7. Chris Hill	(306-735)	
8. Gary Harris	(65-158)	
9. Matt Steigenga	(32-78)	
10. Travis Trice	(59-146)	

\* Minimum 75 attempts



## 3-POINT RECORDS

## Season

3-POINT FG	NO.	YEAR
1. Shawn Respert	119	1994-95
2. Drew Neitzel	114	2006-07
3. Drew Neitzel	97	2007-08
4. Chris Hill	95	2002-03
5. Shawn Respert	92	1993-94
6. Morris Peterson	85	1999-2000
7. Chris Hill	84	2003-04
8. Maurice Ager	83	2005-06
9. Kirk Manns	81	1989-90
10. Jason Klein	69	1997-98
Kirk Manns	69	1988-89

By Class:

Freshman: Chris Hill - 66 (2001-02)

Sophomore: Chris Hill - 95 (2002-03)

Junior: Drew Neitzel - 114 (2006-07)

Senior: Shawn Respert - 119 (1994-95)

3-POINT FG ATT.	NO.	YEAR
1. Drew Neitzel	277	2006-07
2. Shawn Respert	251	1994-95
3. Drew Neitzel	244	2007-08
4. Chris Hill	234	2002-03
5. Maurice Ager	221	2005-06
6. Shawn Respert	205	1993-94
7. Morris Peterson	200	1999-2000
8. Chris Hill	185	2003-04
9. Kirk Manns	178	1989-90
10. Durrell Summers	174	2007-11

By Class:

Freshman: Gary Harris - 158 (2012-13)

Sophomore: Chris Hill - 234 (2002-03)

Junior: Drew Neitzel - 277 (2006-07)

Senior: Shawn Respert - 251 (1994-95)

3-PT. FG PCT.	PCT.	YEAR
1. Kirk Manns (69-136)	.507	1988-89
2. Todd Wolfe (26-52)	.500	1988-89
Scott Skiles (25-50)	.500	1982-83
4. Kelvin Torbert (31-64)	.484	2003-04
5. Kirk Manns (27-56)	.482	1987-88
6. Shawn Respert (119-251)	.474	1994-95
7. Kirk Manns (35-76)	.461	1986-87
8. Steve Smith (45-98)	.459	1989-90
9. Shawn Respert (60-132)	.455	1991-92
10. Kirk Manns (81-178)	.455	1989-90

\* Minimum 50 attempts

By Class:

Freshman: Scott Skiles - .500 (1982-83)

Sophomore: Kirk Manns - .482 (1987-88)

Junior: Kirk Manns - .507 (1988-89)

Senior: Shawn Respert - .474 (1994-95)

## Game

3-POINT FG	NO.	DATE (OPP.)
1. Chris Hill	10	2/23/2003 (Syr.)
2. Shawn Respert	9	1/11/1995 (Indiana)
3. Shawn Respert	8	3/11/1995 (Wis.)
Shawn Respert	8	2/15/1995 (Illinois)
Shawn Respert	8	12/29/1994 (Ball St.)
Shawn Respert	8	2/23/1994 (Minn.)
Kirk Manns	8	2/12/1990 (Iowa)
Kirk Manns	8	1/25/1989 (Purdue)
9. Five occasions with seven 3-point fg		

3-PT. FG ATT.	NO.	DATE (OPP.)
1. Chris Hill	18	2/23/2003 (Syr.)
2. Drew Neitzel	17	3/17/2007 (UNC)
Maurice Ager	17	11/22/2005 (Gonz.)
Shawn Respert	17	3/17/1995 (Weber St.)
Shawn Respert	17	3/11/1995 (Wis.)
6. Shawn Respert	15	3/8/1995 (Iowa)
7. Marcus Taylor	13	3/15/2002 (NC St.)
Shawn Respert	13	1/11/1995 (Indiana)
Steve Smith	13	3/3/1991 (Ohio St.)
Kirk Manns	13	2/12/1990 (Iowa)
Kirk Manns	13	1/13/1990 (Iowa)

3-PT. FG PCT.	PCT.	DATE (OPP.)
1. Drew Neitzel (7-8)	.875	11/21/1986 (Vermont)
2. Kirk Manns (8-10)	.800	1/25/1989 (Purdue)
3. Gary Harris (6-8)	.750	1/5/2013 (Purdue)
Ray Weathers (6-8)	.750	12/21/1995 (ETSU)
5. Shawn Respert (9-13)	.692	1/11/1995 (Indiana)
6. Durrell Summers (6-9)	.667	1/25/2009 (Ohio St.)
Shannon Brown (6-9)	.667	12/21/2005 (UWGB)
Shawn Respert (8-12)	.667	2/15/1995 (Illinois)
Shawn Respert (8-12)	.667	12/29/1994 (Ball St.)
Shawn Respert (8-12)	.667	2/23/1994 (Minn.)
Shawn Respert (6-9)	.667	3/7/1992 (Illinois)

\* Minimum 8 attempts

## TEAM

## Season

3-POINT FG	NO.	GAMES
1. 1999-2000	253	39 games
2. 2010-11	220	34 games
3. 2004-05	219	33 games
4. 2005-06	204	34 games
5. 2008-09	201	38 games

3-POINT FG ATT.	NO.	GAMES
1. 1999-2000	669	39 games
2. 2010-11	620	34 games
3. 2004-05	615	33 games
4. 2008-09	567	38 games
5. 2011-12	555	37 games

3-POINT FG PCT.	NO.	GAMES
1. 1989-90	.431	34 games
2. 1987-88	.421	28 games
3. 1988-89	.419	33 games
4. 1986-87	.416	28 games
5. 1994-95	.408	28 games

## Game

3-POINT FGs	OPPONENT	DATE
1. 16	Michigan	3/4/2000
2. 14	Mass.	11/28/2009
3. 13	Green Bay	12/21/2005
13	Penn State	3/5/2005
5. 12	Bowling Green	12/4/2010
12	Florida A&M	11/19/2004

3-PT FG ATT.	OPPONENT	DATE
1. 34	Gonzaga	11/22/2005
2. 32	Michigan	3/4/2000
3. 31	Oakland	1/29/2005
4. 30	Penn State	1/28/2006
5. 28	Bowling Green	12/4/2010

## Big Ten Game

3-POINT FGs	OPPONENT	DATE
1. 16	Michigan	3/4/2000
2. 13	Penn State	3/5/2005
3. Eight occasions with 11 3-point fg		

3-PT FG ATT.	OPPONENT	DATE
1. 32	Michigan	3/4/2000
2. 30	Penn State	1/28/2006
3. 27	Penn State	2/28/2004
4. 26	Penn State	2/10/2011
26	Penn State	3/5/2005
26	Michigan	1/10/1998
26	Wisconsin	1/17/1996



# ASSIST/STEAL/BLOCK RECORDS

## INDIVIDUAL

### Career

ASSISTS	NO.	YEARS
1. Mateen Cleaves	816	1996-2000
2. Scott Skiles	645	1982-86
3. Eric Snow	599	1991-95
4. Drew Neitzel	582	2004-08
5. Mark Montgomery	561	1988-92
6. Kalin Lucas	558	2007-11
7. Travis Walton	555	2005-09
8. Earvin Johnson	491	1977-79
9. Steve Smith	453	1987-91
10. Chris Hill	452	2001-05

STEALS	NO.	YEARS
1. Mateen Cleaves	195	1996-2000
2. Draymond Green	180	2011-12
3. Scott Skiles	175	1982-86
4. Mark Montgomery	168	1988-92
5. Travis Walton	167	2005-09
6. Chris Hill	162	2001-05
7. Sam Vincent	159	1981-85
8. Ken Redfield	150	1986-90
9. Greg Kelsner	148	1975-79
10. Paul Davis	146	2002-06
Earvin Johnson	146	1977-79

BLOCKED SHOTS	NO.	YEARS
1. Drew Naymick	134	2004-08
2. Draymond Green	117	2008-12
3. Adreian Payne	113	2010-11
4. Delvon Roe	106	2008-11
5. Matt Steigenga	97	1988-92
6. Ken Johnson	96	1983-85
7. Goran Suton	90	2005-09
8. Aloysius Anagnonye	88	1999-2003
9. Paul Davis	87	2002-06
10. Andre Hutson	75	1997-2001

### Season

ASSISTS	NO.	YEAR
1. Mateen Cleaves	274	1998-99
(7.2 per game)		
2. Earvin Johnson	269	1978-79
(8.4 per game)		
3. Earvin Johnson	222	1977-78
(7.4 per game)		
4. Mateen Cleaves	217	1997-98
(7.2 per game)		
Eric Snow	217	1994-95
(7.8 per game)		
6. Eric Snow	213	1993-94
(6.7 per game)		
7. Scott Skiles	203	1985-86
(6.5 per game)		
8. Travis Walton	191	2006-07
(5.5 per game)		
9. Mark Montgomery	190	1991-92
(6.3 per game)		
10. Drew Neitzel	189	2005-06
(5.6 per game)		

By Class:

Freshman: Earvin Johnson - 222 (1977-78)

Sophomore: Earvin Johnson - 269 (1978-79)

Junior: Mateen Cleaves - 274 (1998-99)

Senior: Eric Snow - 217 (1994-95)

## YEAR-BY-YEAR ASSIST LEADERS

Based on total assists (since 1975-76)

YEAR	NAME	AST. (AVG.)	YEAR	NAME	AST. (AVG.)
1975-76	Benny White, g	106 (3.9)	1994-95	Eric Snow, g	217 (7.8)
1976-77	Edgar Wilson, f/g	93 (3.4)	1995-96	Thomas Kelley, g	114 (3.6)
	Terry Donnelly, g	93 (3.4)	1996-97	Mateen Cleaves, g	146 (5.0)
1977-78	Earvin Johnson, g/f	222 (7.4)	1997-98	Mateen Cleaves, g	217 (7.2)
1978-79	Earvin Johnson, g/f	269 (8.4)	1998-99	Mateen Cleaves, g	274 (7.2)
1979-80	Mike Brkovich, g/f	96 (3.6)	1999-2000	Mateen Cleaves, g	179 (6.9)
1980-81	Kevin Smith, g	130 (4.8)	2000-01	Charlie Bell, g	169 (5.1)
1981-82	Kevin Smith, g	126 (4.5)	2001-02	Marcus Taylor, g	153 (5.3)
1982-83	Scott Skiles, g	146 (4.2)	2002-03	Chris Hill, g	128 (3.7)
1983-84	Scott Skiles, g	128 (4.6)	2003-04	Chris Hill, g	128 (3.7)
1984-85	Scott Skiles, g	168 (5.8)	2004-05	Chris Hill, g	141 (4.3)
1985-86	Scott Skiles, g	203 (6.5)	2005-06	Drew Neitzel, g	189 (5.6)
1986-87	Darryl Johnson, g	112 (4.0)	2006-07	Travis Walton, g	191 (5.5)
1987-88	Ed Wright, g	91 (3.3)	2007-08	Travis Walton, g	156 (4.3)
1988-89	Ken Redfield, f	131 (4.0)	2008-09	Kalin Lucas, g	176 (4.6)
1989-90	Steve Smith, g	150 (4.8)	2009-10	Kalin Lucas, g	131 (4.0)
1990-91	Mark Montgomery, g	169 (5.8)	2010-11	Draymond Green, f	141 (4.1)
1991-92	Mark Montgomery, g	190 (6.3)	2011-12	Keith Appling, g	144 (3.9)
1992-93	Eric Snow, g	145 (5.2)	2012-13	Keith Appling, g	120 (3.3)
1993-94	Eric Snow, g	213 (6.7)			

STEALS	NO.	YEAR
1. Earvin Johnson	75	1978-79
2. Mateen Cleaves	73	1997-98
3. Earvin Johnson	71	1977-78
4. Mateen Cleaves	69	1998-99
5. Draymond Green	60	2010-11
Darryl Johnson	60	1986-87
7. Brandon Dawson	57	2012-13
Eric Snow	57	1993-94
9. Travis Walton	56	2008-09
Antonio Smith	56	1998-99

By Class:

Freshman: Earvin Johnson - 68 (1977-78)

Sophomore: Earvin Johnson - 75 (1978-79)

Junior: Mateen Cleaves - 69 (1998-99)

Senior: Darryl Johnson - 60 (1986-87)

BLOCKED SHOTS	NO.	YEAR
1. Ken Johnson	72	1984-85
2. Drew Naymick	60	2007-08
3. Drew Naymick	55	2006-07
4. Ron Charles	51	1979-80
5. DuJuan Wiley	50	1997-98
6. Adreian Payne	46	2012-13
7. Delvon Roe	42	2010-11
8. Adreian Payne	39	2011-12
9. Draymond Green	36	2011-12
10. Delvon Roe	35	2009-10
Kevin Willis	35	1982-83
George Papadakis	35	1987-88

By Class:

Freshman: Delvon Roe - 29 (2008-09)

Sophomore: Adreian Payne - 39 (2011-12)

Junior: Drew Naymick - 55 (2006-07)

Senior: Ken Johnson - 72 (1984-85)

### Game

ASSISTS	NO.	DATE (OPP.)
1. Mateen Cleaves	20	3/4/2000 (Mich.)
2. Gary Ganakas	17	12/29/1972 (Roch.)
3. Earvin Johnson	14	1/4/1979 (Wis.)
Earvin Johnson	14	12/13/1978 (W. Mich.)
Earvin Johnson	14	3/16/1978 (W. Ky.)
6. Mateen Cleaves	13	1/24/1999 (Ind.)
Mateen Cleaves	13	1/28/1998 (Ind.)
Eric Snow	13	2/11/1995 (Penn St.)
Earvin Johnson	13	3/18/1979 (Notre Dame)
Earvin Johnson	13	12/21/1977 (Detroit)



**Mateen Cleaves is MSU's all-time assist leader with 816 helpers.**

# ASSIST/STEAL/BLOCK RECORDS

## YEAR-BY-YEAR STEAL LEADERS

Based on total steals (since 1977-78)

YEAR	NAME	STL. (AVG.)	YEAR	NAME	STL. (AVG.)
1977-78	Earvin Johnson, g	71 (2.3)	1995-96	Quinton Brooks, f	30 (1.0)
1978-79	Earvin Johnson, g	75 (2.3)	1996-97	Antonio Smith, f	29 (1.0)
1979-80	Kevin Smith, g	46 (1.7)	1997-98	Mateen Cleaves, g	73 (2.4)
1980-81	Kevin Smith, g	38 (1.4)	1998-99	Mateen Cleaves, g	69 (1.8)
1981-82	Sam Vincent, g	41 (1.5)	1999-2000	Charlie Bell, g	47 (1.2)
1982-83	Sam Vincent, g	44 (1.5)	2000-01	Jason Richardson, g	38 (1.2)
1983-84	Scott Skiles, g	40 (1.4)	2001-02	Marcus Taylor, g	31 (1.1)
1984-85	Scott Skiles, g	48 (1.7)	2002-03	Chris Hill, g	51 (1.5)
1985-86	Scott Skiles, g	54 (1.7)	2003-04	Chris Hill, g	46 (1.5)
1986-87	Darryl Johnson, g	60 (2.1)	2004-05	Chris Hill, g	44 (1.3)
1987-88	Ken Redfield, f	50 (1.8)	2005-06	Shannon Brown, g	50 (1.5)
1988-89	Ken Redfield, f	46 (1.4)	2006-07	Travis Walton, g	42 (1.2)
1989-90	Ken Redfield, f	44 (1.3)	2007-08	Goran Suton, c	38 (1.1)
1990-91	Mark Montgomery, g	52 (1.8)	2008-09	Travis Walton, g	56 (1.5)
1991-92	Mark Montgomery, g	48 (1.6)	2009-10	Draymond Green, f	45 (1.2)
1992-93	Eric Snow, g	27 (1.0)	2010-11	Draymond Green, f	60 (1.8)
1993-94	Eric Snow, g	57 (1.8)	2011-12	Draymond Green, f	54 (1.5)
1994-95	Eric Snow, g	52 (1.9)	2012-13	Branden Dawson, g	57 (1.6)

## YEAR-BY-YEAR BLOCK LEADERS

Based on total blocks (since 1979-80)

YEAR	NAME	BLK. (AVG.)	YEAR	NAME	BLK. (AVG.)
1979-80	Ron Charles, f/c	51 (1.9)	1997-98	Dajuan Wiley, c	50 (1.7)
1980-81	Ben Tower, f	16 (0.6)	1998-99	Andre Hutson, f	22 (0.6)
1981-82	Richard Mudd, f/c	15 (0.6)		Morris Peterson, f	22 (0.6)
1982-83	Kevin Willis, c	35 (1.3)	1999-2000	A.J. Granger, f	21 (0.5)
1983-84	Ken Johnson, f	24 (1.3)	2000-01	Jason Richardson, g	28 (0.8)
	Kevin Willis, c	24 (0.9)	2001-02	Aloysius Anagonye, f	31 (1.0)
1984-85	Ken Johnson, c	72 (2.6)	2002-03	Aloysius Anagonye, f	20 (0.6)
1985-86	Barry Fordham, c	20 (0.6)		Adam Ballinger, f	20 (0.6)
1986-87	George Papadakis, c	12 (0.4)		Erazem Lorbek, f	20 (0.6)
1987-88	George Papadakis, c	35 (1.4)	2003-04	Paul Davis, c	19 (0.6)
1988-89	Steve Smith, g	12 (0.4)	2004-05	Paul Davis, c	20 (0.6)
	Matt Steigenga, f	12 (0.4)	2005-06	Paul Davis, c	29 (0.9)
1989-90	Matt Steigenga, f	30 (0.9)	2006-07	Drew Naymick, c	55 (1.6)
1990-91	Matt Steigenga, f	32 (1.1)	2007-08	Drew Naymick, c	60 (1.7)
1991-92	Matt Steigenga, f	23 (0.9)	2008-09	Delvon Roe, f	29 (0.8)
1992-93	Mike Peplowski, c	24 (0.9)	2009-10	Delvon Roe, f	35 (0.9)
1993-94	Anthony Miller, c	29 (0.9)	2010-11	Delvon Roe, f	42 (1.2)
1994-95	Quinton Brooks, f	16 (0.6)	2011-12	Adreian Payne, f	39 (1.1)
1995-96	Quinton Brooks, f	18 (0.6)	2012-13	Adreian Payne, f	46 (1.3)
1996-97	Dajuan Wiley, c	19 (0.8)			

### STEALS

NO.	DATE (OPP.)
1. Mateen Cleaves	9 2/14/1998 (Minn.)
2. Darryl Johnson	8 1/10/1987 (Ohio St.)
Greg Kelsner	8 2/2/1976 (N'western)
4. Jason Richardson	7 2/18/2001 (Purdue)
Greg Kelsner	7 2/4/1978 (Indiana)
Earvin Johnson	7 2/2/1978 (Michigan)
7. Eleven occasions with six steals	

### BLOCKED SHOTS

NO.	DATE (OPP.)
1. Ken Johnson	8 12/29/1984 (SDSU)
2. Draymond Green	6 12/22/2012 (Lehigh)
Drew Naymick	6 2/9/2008 (N'western)
Ken Johnson	6 1/10/1985 (Purdue)
5. Adreian Payne	5 3/23/2013 (Memphis)
Delvon Roe	5 1/15/2011 (N'western)
Keith Appling	5 1/3/2011 (N'western)
Delvon Roe	5 12/4/2009 (Wofford)
Matt Steigenga	5 2/3/1990 (Purdue)
Barry Fordham	5 2/15/1986 (Minn.)

## TEAM

### Season

ASSISTS	NO.	GAMES
1. 2007-08	631	36 games
2. 2008-09	611	38 games
3. 2009-10	606	37 games
4. 1999-2000	602	39 games
5. 2011-12	566	37 games

STEALS	NO.	GAMES
1. 1998-99	298	38 games
2. 2012-13	289	36 games
3. 2011-12	265	37 games
4. 2004-05	258	33 games
5. 1999-2000	256	39 games

BLOCKED SHOTS	NO.	GAMES
1. 2010-11	167	34 games
2. 2006-07	162	35 games
3. 2011-12	157	37 games
4. 2007-08	152	36 games
5. 2012-13	140	36 games

## Game

ASSISTS	OPPONENT	DATE
1. 36	Michigan	3/4/2000
2. 35	Neb. Omaha	12/4/2011
35	Alcorn State	12/13/2008
4. 32	Loyola-Chi.	12/9/2000
32	Morehead St.	12/1/1992

STEALS	OPPONENT	DATE
1. 18	Portland St.	12/10/1979
2. 17	Five occasions	

BLOCKS	OPPONENT	DATE
1. 13	San Jose St.	12/19/2007
2. 12	Nebraska	2/16/2013
12	Northwestern	1/3/2011
4. 10	Eastern Mich.	11/12/2010
10	Purdue	3/14/2003
10	Nicholls State	12/9/2001
10	Brooklyn Coll.	12/2/1986

## Big Ten Game

ASSISTS	OPPONENT	DATE
1. 36	Michigan	3/4/2000
2. 30	Penn State	2/28/2008
30	Iowa	2/17/1975
4. 29	Wisconsin	1/25/1975
5. 28	Indiana	3/2/2008
28	Penn State	3/5/2005

STEALS	OPPONENT	DATE
1. 17	Michigan	2/17/1979
2. 16	Wisconsin	3/7/2013
16	Iowa	1/10/2012
16	Northwestern	2/25/1999
5. 15	Michigan	3/7/2010
15	Indiana	2/4/1978

BLOCKS	OPPONENT	DATE
1. 12	Nebraska	2/16/2013
12	Northwestern	1/3/2011
3. 10	Purdue	3/14/2003
4. 9	Purdue	2/4/2001
9	Northwestern	2/23/1978



# MISCELLANEOUS RECORDS

## INDIVIDUAL

### Career

GAMES PLAYED	NO.	YEARS
1. Draymond Green	145	2008-12
Durrell Summers	145	2007-11
3. Travis Walton	143	2005-09
4. Kalin Lucas	141	2007-11
5. Charlie Bell	140	1997-2001
6. Derrick Nix	139	2009-13
7. Marquise Gray	138	2005-09
Drew Neitzel	138	2004-08
Andre Hutson	138	1997-2001
10. Morris Peterson	137	1995-2000

GAMES STARTED	NO.	YEARS
1. Charlie Bell	136	1997-2001
2. Andre Hutson	129	1997-2001
3. Matt Steigenga	123	1988-92
4. Raymar Morgan	120	2006-10
5. Kalin Lucas	119	2007-11
6. Shawn Respert	118	1990-95
7. Drew Neitzel	117	2004-08
Steve Smith	117	1987-91
9. Mateen Cleaves	115	1996-2000
Antonio Smith	115	1995-99
Scott Skiles	115	1983-86

## TEAM

### Season

WINS	NO.	GAMES
1. 1998-99	33	38 games
2. 1999-2000	32	39 games
3. 2008-09	31	38 games
4. 2011-12	29	37 games
5. 2009-10	28	37 games
2000-01	28	33 games
1989-90	28	34 games

## TRIPLE DOUBLES

### Earvin Johnson - 8

Opponent	Pts.	Reb.	Ast.
Pennsylvania, 3/24/1979	29	10	10
Lamar, 3/11/1979	13	17	10
Illinois, 2/24/1979	21	11	11
Kansas, 2/4/1979	12	10	11
Northwestern, 1/27/1979	26	10	10
Wisconsin, 1/4/1979	21	13	14
Oregon State, 12/29/1978	10	10	10
Detroit, 12/21/1977	11	10	13

### Draymond Green - 3

Opponent	Pts.	Reb.	Ast.
Long Island, 3/16/2012	24	12	10
UCLA, 3/17/2011	23	11	10
Penn State, 2/10/2011	15	14	10

### Charlie Bell - 1

Opponent	Pts.	Reb.	Ast.
Oakland, 11/19/2000	13	11	10

## Game

VICTORY MARGIN	POINTS	DATE
1. vs. Alma	99 (102-3)	2/1/1902
2. vs. Battle Creek YMCA	90 (94-4)	2/25/1905
3. vs. Bay City YMCA	72 (84-12)	2/7/1910
4. vs. DePaul	69 (76-7)	1/13/1909
5. vs. Morehead St.	68 (121-53)	12/1/1992

DEFEAT MARGIN	POINTS	DATE
1. vs. Indiana	52 (55-107)	1/4/1975
2. at Kentucky	50 (86-36)	1/27/1947
3. at Ohio State	44 (87-43)	2/11/1950
4. at Iowa	43 (111-68)	1/16/1965
5. at Detroit A.C.	42 (54-12)	2/10/1911

COMBINED SCORE	POINTS	DATE
1. vs. Oklahoma	218 (118-100)	12/21/1963
2. vs. Gonzaga	215 (106-109)	11/22/2005
3. vs. Ball State	212 (117-95)	12/29/1994
4. at Illinois	210 (121-89)	3/9/1965
vs. Indiana	210 (107-103)	1/11/1964

TEAM FOULS	FOULS	DATE
1. Northwestern	41	2/2/1952
2. Missouri	39	12/22/1983
Wisconsin	39	1/29/1977
4. Minnesota	35	1/12/1951
5. Central Michigan	34	11/29/1980

## Big Ten Game

VICTORY MARGIN	POINTS	DATE
1. vs. Michigan	51 (114-63)	3/4/2008
2. vs. Penn State	37 (86-49)	2/2/2000
vs. Northwestern	37 (93-56)	1/18/1995
4. vs. Minnesota	36 (79-43)	3/2/2000
at Northwestern	36 (82-46)	2/27/1986

DEFEAT MARGIN	POINTS	DATE
1. vs. Indiana	52 (55-107)	1/4/1975
2. at Iowa	43 (68-111)	1/16/1965
3. at Iowa	36 (47-83)	2/21/1996
4. at Illinois	32 (89-121)	3/9/1965
at Ohio State	32 (79-111)	1/30/1960

COMBINED SCORE	POINTS	DATE
1. at Illinois	210 (121-89)	3/9/1965
vs. Indiana	210 (107-103)	1/11/1964
3. vs. Illinois	207 (94-113)	2/20/1965
at Indiana	207 (94-113)	2/23/1963
5. vs. Indiana	206 (94-112)	2/8/1965

TEAM FOULS	FOULS	DATE
1. Northwestern	41	2/2/1952
2. Wisconsin	39	1/29/1977
3. Minnesota	35	1/12/1951
4. Michigan	33	2/8/1975
Minnesota	33	1/18/1975
Indiana	33	3/3/1952
Northwestern	33	2/11/1952

## Games at Breslin Ctr.

VICTORY MARGIN	POINTS	DATE
1. vs. Morehead St.	68 (121-53)	12/1/1992
2. vs. Alcorn State	58 (118-60)	12/13/2008
vs. Green Bay	58 (104-46)	11/23/2004
4. vs. Nicholls State	54 (92-38)	12/9/2001
5. vs. Michigan	51 (114-63)	3/4/2000
6. vs. Nicholls State	50 (102-52)	11/2/2004
7. vs. Nicholls State	45 (84-39)	12/1/2012
vs. Toledo	45 (78-33)	11/22/1999
9. vs. Ill.-Chicago	44 (97-53)	12/2/2000
vs. Ill.-Chicago	44 (77-33)	12/13/1998



*With his triple-double vs. LIU Brooklyn, Draymond Green joined Earvin "Magic" Johnson and Cincinnati's Oscar Robertson as the only players in history with more than one triple-double in the NCAA Tournament.*



## FRESHMAN RECORDS

## Season

## POINTS NO. YEAR

1. Earvin Johnson	511	1977-78
2. Shawn Respert	474	1991-92
3. Gary Harris	439	2012-13
4. Scott Skiles	376	1982-83
5. Zach Randolph	356	2000-01

## SCORING AVG. AVG. YEAR

1. Earvin Johnson	17.0	1977-78
2. Shawn Respert	15.8	1991-92
3. Gary Harris	12.9	2012-13
4. Scott Skiles	12.3	1982-83
5. Raymar Morgan	11.7	2006-07
Sam Vincent	11.7	1981-82
Greg Kelsner	11.7	1975-76

## FIELD GOALS NO. YEAR

1. Earvin Johnson	175	1977-78
2. Shawn Respert	173	1991-92
3. Gary Harris	150	2012-13
4. Scott Skiles	141	1982-83
5. Kalin Lucas	138	2007-08
Zach Randolph	138	2000-01

## FIELD-GOAL ATT. NO. YEAR

1. Earvin Johnson	382	1977-78
2. Shawn Respert	344	1991-92
3. Gary Harris	329	2012-13
4. Kalin Lucas	320	2007-08
5. Scott Skiles	286	1982-83

## FIELD-GOAL PCT. PCT. YEAR

1. Andre Hutson	.613	1997-98
2. Zach Randolph	.587	2000-01
Ben Tower	.587	1980-81
4. Branden Dawson	.577	2011-12
5. Jay Vincent	.573	1977-78

\* Minimum 100 attempts

## 3-POINT FG NO. YEAR

1. Chris Hill	66	2001-02
2. Gary Harris	65	2012-13
3. Shawn Respert	60	1991-92
4. Keith Appling	39	2010-11
5. Chris Allen	36	2007-08

## 3-POINT FG ATT. NO. YEAR

1. Gary Harris	158	2012-13
2. Chris Hill	148	2001-02
3. Shawn Respert	132	1991-92
4. Chris Allen	100	2007-08
5. Keith Appling	95	2010-11

## 3-PT. FG PCT.\* PCT. YEAR

1. Scott Skiles	.500	1982-83
2. Kirk Manns	.461	1986-87
3. Shawn Respert	.455	1991-92
4. Chris Hill	.446	2001-02
5. Gary Harris	.411	2012-13

\* Minimum 50 attempts

## FREE THROWS NO. YEAR

1. Earvin Johnson	161	1977-78
2. Paul Davis	97	2002-03
3. Raymar Morgan	80	2006-07
Zach Randolph	80	2000-01
5. Gary Harris	74	2012-13

## FREE-THROW ATT. NO. YEAR

1. Earvin Johnson	205	1977-78
2. Paul Davis	147	2002-03
3. Zach Randolph	126	2000-01
4. Raymar Morgan	116	2006-07
5. Delvon Roe	112	2008-09

## FREE-THROW PCT. PCT. YEAR

1. Shawn Respert	.872	1991-92
2. Scott Skiles	.831	1982-83
3. Shannon Brown	.807	2003-04
4. Kelvin Torbert	.806	2001-02
5. Charlie Bell	.793	1997-98

\* Minimum 50 attempts

## REBOUNDS NO. YEAR

1. Greg Kelsner	260	1975-76
2. Earvin Johnson	237	1977-78
3. Zach Randolph	221	2000-01
4. Delvon Roe	197	2008-09
5. Paul Davis	165	2002-03

## REBOUND AVG. AVG. YEAR

1. Greg Kelsner	9.6	1975-76
2. Earvin Johnson	7.9	1977-78
3. Zach Randolph	6.7	2000-01
4. Mike Peplowski	5.8	1989-90
5. Jeff Tropf	5.4	1974-75

## ASSISTS NO. YEAR

1. Earvin Johnson	222	1977-78
2. Mateen Cleaves	146	1996-97
Scott Skiles	146	1982-83
4. Kalin Lucas	137	2007-08
5. Marcus Taylor	107	2000-01

## STEALS NO. YEAR

1. Earvin Johnson	68	1977-78
2. Gary Harris	45	2012-13
3. Mark Montgomery	43	1988-89
4. Sam Vincent	41	1981-82
5. Travis Walton	36	2005-06

## BLOCKED SHOTS NO. YEAR

1. Delvon Roe	29	2008-09
2. Adreian Payne	28	2010-11
3. Branden Dawson	26	2011-12
4. Andre Hutson	24	1997-98
5. Zach Randolph	22	2000-01

## MINUTES PLAYED NO. YEAR

1. Scott Skiles	1023	1982-83
2. Gary Harris	1010	2012-13
Earvin Johnson	1010	1977-78
4. Sam Vincent	965	1981-82
5. Shawn Respert	952	1991-92

## GAMES PLAYED NO. YEAR

1. Delvon Roe	38	2008-09
Korie Lucious	38	2008-09
3. Draymond Green	37	2008-09
Jason Richardson	37	1999-2000
Adam Ballinger	37	1999-2000

## TOP DEBUTS

## POINTS NO. DATE

1. Jay Vincent	25	11/28/1977
2. Marcus Taylor	16	11/19/2000
3. Charlie Bell	15	11/17/1997
Matt Steigenga	15	11/28/1988
5. Keith Appling	14	11/12/2010
6. Chris Allen	13	11/13/2007
Darryl Johnson	13	11/25/1983
Sam Vincent	13	11/27/1981
9. Durrell Summers	12	11/13/2007
Quinton Brooks	12	12/1/1992

## REBOUNDS NO. DATE

1. Derrick Nix	14	11/13/2009
2. Matt Steigenga	10	11/28/1988
Ben Tower	10	11/28/1980
4. Earvin Johnson	9	11/28/1977
5. Denzel Valentine	8	11/9/2012
6. Branden Dawson	7	11/11/2011
Adreian Payne	7	11/12/2010
Charlie Bell	7	11/17/1997
9. Durrell Summers	6	11/13/2007
Raymar Morgan	6	11/8/2006
Alan Anderson	6	11/12/2001
Andre Hutson	6	11/17/1997
Jay Vincent	6	11/28/1977
Stan Feldreich	6	11/28/1977
Terry Furlow	6	11/28/1972

## ASSISTS NO. DATE

1. Mateen Cleaves	8	11/25/1996
Randy Morrison	8	11/28/1980
Earvin Johnson	8	11/28/1977
4. David Hart	7	12/1/1992
5. Kalin Lucas	6	11/13/2007
6. Marcus Taylor	5	11/19/2000
Terry Donnelly	5	11/29/1976
8. Korie Lucious	4	11/16/2008
Drew Neitzel	4	11/19/2004
Steve Smith	4	11/27/1987
Mark Brown	4	11/23/1985



# OPPONENT RECORDS

## INDIVIDUAL

	Record	Player	MSU-Opp	Location	Date
Points	56	Jimmy Rayl (Indiana)	94-113	Bloomington, Ind.	2/23/1963
	52	Terry Dischinger (Purdue)	74-85	West Lafayette, Ind.	2/25/1961
	48	Jerry Lucas (Ohio State)	68-83	East Lansing	2/11/1961
	48	Gary Bradds (Ohio State)	102-99	East Lansing	1/27/1964
Field Goals	23	Jimmy Rayl (Indiana)	94-113	Bloomington, Ind.	2/23/1963
Field-Goal Att.	48	Jimmy Rayl (Indiana)	94-113	Bloomington, Ind.	2/23/1963
Field-Goal Pct.	1.000 (11-11)	Derek Harper (Illinois)	61-69	Champaign, Ill.	2/19/1983
Free Throws	18	Gary Bradds (Ohio State)	102-99	East Lansing	1/27/1964
Free-Throw Att.	20	Gary Bradds (Ohio State)	102-99	East Lansing	1/27/1964
Free-Throw Pct.	1.000 (14-14)	Robin Freeman (Ohio State)	94-91	East Lansing	1/28/1956
Five occasions of 13-13 shooting, one of 12-12, three of 11-11 and three of 10-10					
3-Point FG	8	Barry Bearden (Ala.-Birmingham)	76-78 ot	New York, N.Y.	3/29/1989
3-Point FG Att.	17	Brandon Cassie (Oakland)	75-71	East Lansing	11/24/2007
Rebounds	23	Don Kojis (Marquette)	74-69	Evanston, Ill.	3/13/1959

## Big Ten Games

	Record	Player	MSU-Opp	Location	Date
Points	56	Jimmy Rayl (Indiana)	94-113	Bloomington, Ind.	2/23/1963
Field Goals	23	Jimmy Rayl (Indiana)	94-113	Bloomington, Ind.	2/23/1963
Field-Goal Att.	48	Jimmy Rayl (Indiana)	94-113	Bloomington, Ind.	2/23/1963
Field-Goal Pct.	1.000 (11-11)	Derek Harper (Illinois)	61-69	Champaign, Ill.	2/19/1983
Free Throws	18	Gary Bradds (Ohio State)	102-99	East Lansing	1/27/1964
Free-Throw Att.	20	Gary Bradds (Ohio State)	102-99	East Lansing	1/27/1964
Free-Throw Pct.	1.000 (14-14)	Robin Freeman (Ohio State)	94-91	East Lansing	1/28/1956
Four occasions of 13-13 shooting, one of 12-12, one of 11-11 and two of 10-10					
3-Point FG	7	Talor Battle (Penn State)	65-54	State College, Pa.	2/13/2010
	7	Craig Moore (Northwestern)	78-62	Evanston, Ill.	1/24/2008
	7	Dee Brown (Illinois)	50-60	Champaign, Ill.	1/5/2006
	7	Terrance Simmons (Minnesota)	94-83	Minneapolis, Minn.	2/10/2001
3-Point FG Att.	14	Craig Moore (Northwestern)	78-62	Evanston, Ill.	1/24/2008
	14	Cory Bradford (Illinois)	61-44	East Lansing	2/11/1999
	14	Pete Lisicky (Penn State)	69-58	State College, Pa.	1/15/1997
Rebounds	21	Jerry Lucas (Ohio State)	68-83	East Lansing	2/11/1961

## TEAM

	Record	Team	MSU-Opp	Location	Date
Points	121	Illinois	89-121	Champaign, Ill.	3/9/1965
Field Goals	50	Illinois	94-113	East Lansing	2/20/1965
	50	Indiana	55-107	East Lansing	1/4/1975
Field-Goal Att.	113	Wisconsin	106-90	East Lansing	1/6/1964
Field-Goal Pct.	.712 (42-59)	Indiana	58-95	Bloomington, Ind.	2/18/1988
Free Throws	42	Colorado	87-90	Kansas City, Mo.	12/28/1956
Free-Throw Att.	51	Penn State	76-85	State College, Pa.	2/2/2008
Free-Throw Pct.	1.000 (24-24)	Northwestern	58-66	Evanston, Ill.	1/27/1977
3-Point FG	16	Minnesota	94-83	Minneapolis, Minn.	2/10/2001
3-Point FG Att.	38	Louisiana-Monroe	83-65	East Lansing, Mich.	11/14/2007
Rebounds	79	Kansas State	82-104	Manhattan, Kan.	12/17/1960
Fouls	35	Purdue	56-47	East Lansing	1/26/1952
Victory Margin	52	Indiana	55-107	East Lansing	1/4/1975

## Big Ten Games

	Record	Team	MSU-Opp	Location	Date
Points	121	Illinois	89-121	Champaign, Ill.	3/9/1965
Field Goals	50	Illinois	94-113	East Lansing	2/20/1965
	50	Indiana	55-107	East Lansing	1/4/1975
Field-Goal Att.	113	Wisconsin	106-90	East Lansing	1/6/1964
Field-Goal Pct.	.712 (42-59)	Indiana	58-95	Bloomington, Ind.	2/18/1988
Free Throws	37	Minnesota	80-93	East Lansing	1/5/1980
	37	Northwestern	98-93	East Lansing	1/10/1970
Free-Throw Att.	51	Penn State	76-85	State College, Pa.	2/2/2008
Free-Throw Pct.	1.000 (24-24)	Northwestern	58-66	Evanston, Ill.	1/27/1977
3-Point FG	16	Minnesota	94-83	Minneapolis, Minn.	2/10/2001
3-Point FG Att.	31	Michigan	77-62	East Lansing, Mich.	1/27/2008
	31	Iowa	78-79	Iowa City, Iowa	3/8/1995
	31	Purdue	62-59	West Lafayette, Ind.	2/16/2002
Rebounds	77	Michigan	71-72	East Lansing	2/2/1963

## BRESLIN CENTER RECORDS

## TEAM

<b>Points</b> .....	<b>121</b>
by MSU vs. Morehead State, 12/1/1992 (MSU 121-53)	
by MSU vs. Alcorn State, 12/13/2008 (MSU 118-60)	118
by MSU vs. Ball State, 12/29/1994 (MSU 117-95)	117
by MSU vs. Cleveland State, 12/24/1994 (MSU 111-68)	111
by MSU vs. Michigan, 3/4/2000 (MSU 114-63)	114
by MSU vs. Nebraska Omaha, 12/4/2011 (MSU 110-68)	110
by MSU vs. East Tennessee State, 12/9/1993 (MSU 107-81)	107
by MSU vs. UW-Green Bay, 11/23/2004 (MSU 104-46)	104
by MSU vs. Florida A&M, 11/19/2004 (MSU 104-72)	104
by MSU vs. Indiana, 3/2/2008 (MSU 103-74)	103
by MSU vs. Nicholls State, 11/27/2004 (MSU 102-52)	102
by MSU vs. Nebraska, 12/4/1991 (MSU 101-78)	101
<b>Field Goals</b> .....	<b>50</b>
by MSU vs. Morehead State, 12/1/1992 (MSU 121-53)	
<b>Field-Goal Attempts</b> .....	<b>89 (33 made)</b>
by Coppin State vs. Weber State, 12/27/1996 (WSU 92-91 ot)	
<b>Field-Goal Percentage</b> .....	<b>.686 (35-51)</b>
by MSU vs. Cincinnati, 12/21/1991 (MSU 90-89)	
<b>Free Throws</b> .....	<b>33</b>
by Purdue vs. MSU, 2/8/1997 (PU 77-62)	
<b>Free-Throw Attempts</b> .....	<b>46</b>
by Purdue vs. MSU, 2/8/1997 (PU 77-62)	
<b>Free-Throw Percentage</b> .....	<b>1.000 (14-14)</b>
by Wisconsin vs. MSU, 2/16/2012 (MSU 69-55)	
<b>3-Point Field Goals</b> .....	<b>16</b>
by MSU vs. Michigan, 3/4/2000 (MSU 114-63)	
<b>3-Point Field-Goal Attempts</b> .....	<b>38</b>
by Louisiana-Monroe vs. MSU, 11/14/2008 (MSU 83-65)	
<b>3-Point Field-Goal Percentage</b> .....	<b>.875 (7-8)</b>
by MSU vs. Minnesota, 2/6/1993 (MSU 75-63)	
<b>Rebounds</b> .....	<b>62</b>
by MSU vs. Detroit, 12/16/1989 (MSU 94-65)	
<b>Fouls</b> .....	<b>32</b>
by Iowa vs. MSU, 2/18/2001 (MSU 94-70)	

## INDIVIDUAL

<b>Points</b> .....	<b>43</b>
Shawn Respert (MSU) vs. Minnesota, 2/23/1994 (MSU 85-68)	
Alan Henderson (Indiana) vs. MSU, 3/9/1994 (MSU 94-78)	41
Shawn Respert (MSU) vs. Indiana, 3/9/1994 (MSU 94-78)	40
Steve Smith (MSU) vs. Central Mich., 12/20/1990 (MSU 74-61)	38
Steve Smith (MSU) vs. Michigan, 3/1/1990 (MSU 78-70)	36
Shawn Respert (MSU) vs. Illinois, 2/15/1995 (MSU 68-58)	35
Steve Smith (MSU) vs. Evansville, 12/18/1990 (MSU 81-76)	35
Chris Hill (MSU) vs. Syracuse, 2/23/2003 (SU 76-75)	34
Marcus Taylor (MSU) vs. Iowa, 3/2/2002 (MSU 93-79)	34
Shawn Respert (MSU) vs. Ball St., 12/29/1994 (MSU 117-95)	33
Steve Smith (MSU) vs. Minnesota, 1/19/1991 (MSU 73-64)	33
Kirk Manns (MSU) vs. Iowa, 1/13/1990 (MSU 87-80)	33
Brandon Bowdry (EMU) vs. Eastern Mich., 11/12/2010 (MSU 96-66)	32
Drew Neitzel (MSU) vs. Chicago St., 12/16/2006 (MSU 69-61)	32
Paul Davis (MSU) vs. Indiana, 1/31/2004 (MSU 84-72)	32
Shawn Respert (MSU) vs. Morehead St., 12/1/1992 (MSU 121-53)	32
Calbert Cheaney (Indiana) vs. MSU, 2/25/1990 (MSU 72-66)	32
<b>Field Goals</b> .....	<b>16</b>
Shawn Respert (MSU) vs. Minnesota, 2/23/1994 (MSU 85-68)	
<b>Field-Goal Attempts</b> .....	<b>28</b>
Brandon Bowdry (EMU) vs. Eastern Mich., 11/12/2010 (MSU 96-66)	
<b>Field-Goal Pct. (10 attempts)</b> .....	<b>1.000 (10-10)</b>
Alan Anderson (MSU) vs. Wisconsin, 2/24/2005 (MSU 83-61)	
<b>Free Throws</b> .....	<b>15</b>
Steve Smith (MSU) vs. Minnesota, 1/19/1991 (MSU 73-64)	
<b>Free-Throw Attempts</b> .....	<b>15</b>
Chad Austin (Purdue) vs. MSU, 2/8/1997 (PU 77-62)	
Shane Kline-Ruminski (BGSU) vs. Ga. Southern, 12/30/1993 (BGSU 69-60)	
Steve Smith (MSU) vs. Minnesota, 1/19/1991 (MSU 73-64)	
Bruce Schroeder (Siena) vs. Austin Peay, 12/28/1991 (SC 93-89)	
<b>Free-Throw Percentage (10 attempts)</b> .....	<b>1.000</b>
Steve Smith (MSU) 15-15 vs. Minnesota, 1/15/1991 (MSU 73-64)	
Alan Anderson (MSU) 14-14 vs. Ohio St., 1/9/2003 (MSU 66-55)	
Shawn Respert (MSU) 13-13 vs. Wash. St., 12/30/1992 (MSU 77-61)	
Terry Mills (Michigan) 13-13 vs. MSU, 3/1/1990 (MSU 78-70)	
Keith Appling (MSU) 12-12 vs. Lehigh, 12/22/2011 (MSU 90-81)	
Draymond Green (MSU) 10-10 vs. N'western, 1/15/2011 (MSU71-67)	
<b>3-Point Field Goals</b> .....	<b>10</b>
Chris Hill (MSU) vs. Syracuse, 2/23/2003 (SU 76-75)	
<b>3-Point Field-Goal Attempts</b> .....	<b>18</b>
Chris Hill (MSU) vs. Syracuse, 2/23/2003 (SU 76-75)	
<b>Rebounds</b> .....	<b>20</b>
Goran Suton (MSU) vs. Oakland, 11/24/2007 (MSU 75-71)	
<b>Assists</b> .....	<b>20</b>
Mateen Cleaves (MSU) vs. Michigan, 3/4/2000 (MSU 114-63)	



## ALL-TIME SUMMARY

Year	G	Overall		Big Ten		Place	Coach	Captain(s)
		W-L	Pct.	W-L	Pct.			
1898-99	2	0-2	.000				No established coach	No captain selected
1899-00	4	2-2	.500				Charles O. Bemies	No captain selected
1900-01	3	3-0	1.000				Charles O. Bemies	Charles Blanchard
1901-02	5	5-0	1.000				George E. Denman	James Cooper
1902-03	6	6-0	1.000				George E. Denman	Joseph Haftencamp
1903-04	8	5-3	.625				Chester L. Brewer	Edward Balbach
1904-05	8	5-3	.625				Chester L. Brewer	Foley Tuttle
1905-06	13	11-2	.846				Chester L. Brewer	No captain selected
1906-07	16	14-2	.875				Chester L. Brewer	Edward Krehl
1907-08	20	15-5	.750				Chester L. Brewer	Roy Vondette
1908-09	15	10-5	.667				Chester L. Brewer	Parnell McKerna
1909-10	15	10-5	.667				Chester L. Brewer	Claude Hannish
1910-11	14	5-9	.357				John F. Macklin	Fred Busch
1911-12	15	12-3	.800				John F. Macklin	Ralph Chamberlain
1912-13	13	8-5	.615				John F. Macklin	Robert Goss
1913-14	12	8-4	.667				John F. Macklin	George Gauthier
1914-15	16	7-9	.438				John F. Macklin	Oscar Miller
1915-16	16	8-8	.500				John F. Macklin	Lyman Frimodig
1916-17	16	11-5	.688				George E. Gauthier	Albert McClelland
1917-18	16	6-10	.375				George E. Gauthier	Byron Murray
1918-19	18	9-9	.500				George E. Gauthier	Lawrence Kurtz
1919-20	36	21-15	.583				George E. Gauthier	George Garrett
1920-21	21	13-8	.619				Lyman L. Frimodig	Walter Foster
1921-22	24	11-13	.458				Lyman L. Frimodig	Lloyd Heasley
1922-23	19	10-9	.526				Fred H. Walker	Clarence Fessenden
1923-24	20	10-10	.500				Fred H. Walker	Wesley Eva
1924-25	19	6-13	.316				John H. Kobs	Matt Nuttilla
1925-26	18	5-13	.278				John H. Kobs	Paul Hackett
1926-27	18	7-11	.389				Benjamin F. VanAlstyne	Kenneth Drew
1927-28	15	11-4	.733				Benjamin F. VanAlstyne	Vern Dickeson
1928-29	16	11-5	.688				Benjamin F. VanAlstyne	Carl Felt
1929-30	16	12-4	.750				Benjamin F. VanAlstyne	James VanZylen
1930-31	17	16-1	.941				Benjamin F. VanAlstyne	Art Haga, Roger Grove, Edward Scott
1931-32	17	12-5	.706				Benjamin F. VanAlstyne	Dee Pineo
1932-33	17	10-7	.588				Benjamin F. VanAlstyne	Gerald McCaslin, Alton Kircher
1933-34	17	12-5	.705				Benjamin F. VanAlstyne	Wendall Patchett
1934-35	18	14-4	.778				Benjamin F. VanAlstyne	Robert Herrick, Milo Rouse, Arnold VanFaasen
1935-36	17	8-9	.471				Benjamin F. VanAlstyne	Daniel Reck
1936-37	17	5-12	.294				Benjamin F. VanAlstyne	Ron Garlock
1937-38	17	9-8	.529				Benjamin F. VanAlstyne	Howard Kraft
1938-39	17	9-8	.529				Benjamin F. VanAlstyne	Leo Callahan
1939-40	20	14-6	.700				Benjamin F. VanAlstyne	Max Dalrymple, Martin Hutt
1940-41	17	11-6	.647				Benjamin F. VanAlstyne	Robert Phillips
1941-42	21	15-6	.714				Benjamin F. VanAlstyne	Chester Aubuchon
1942-43	16	2-14	.125				Benjamin F. VanAlstyne	Carl Petroski
1943-44	No Schedule - World War II							
1944-45	16	9-7	.588				Benjamin F. VanAlstyne	Nickolas Hashu
1945-46	21	12-9	.571				Benjamin F. VanAlstyne	Oliver White
1946-47	21	11-10	.524				Benjamin F. VanAlstyne	Robin Roberts
1947-48	22	12-10	.545				Benjamin F. VanAlstyne	Robert Brannum
1948-49	21	9-12	.429				Benjamin F. VanAlstyne	Robert Geahan, Jack Wulf
1949-50	22	4-18	.182				Alton S. Kircher	Robert Robbins
1950-51	21	10-11	.476	5-9	.357	T-7th	Peter F. Newell	James Snodgrass
1951-52	22	13-9	.591	6-8	.428	T-5th	Peter F. Newell	Clarence (Sonny) Means
1952-53	22	13-9	.591	11-7	.611	T-3rd	Peter F. Newell	Erik Furseth
1953-54	22	9-13	.409	4-10	.286	8th	Peter F. Newell	Keith Stackhouse
1954-55	22	13-9	.591	8-6	.571	4th	Forrest A. Anderson	Albert Ferrari
1955-56	22	13-9	.591	7-7	.500	5th	Forrest A. Anderson	Walter Godfrey
1956-57	26	16-10	.615	10-4	.714	T-1st	Forrest A. Anderson	George Ferguson
1957-58	22	16-6	.727	9-5	.643	3rd	Forrest A. Anderson	Jack Quiggle
1958-59	23	19-4	.826	12-2	.857	1st	Forrest A. Anderson	Robert Anderegg, Johnny Green



## ALL-TIME SUMMARY

Year	G	Overall		Big Ten		Place	Coach	Captain(s)
		W-L	Pct.	W-L	Pct.			
1959-60	21	10-11	.476	5-9	.357	8th	Forrest A. Anderson	Lance Olson, Horace Walker
1960-61	24	7-17	.292	3-11	.214	9th	Forrest A. Anderson	David Fahs
1961-62	22	8-14	.381	3-11	.214	T-9th	Forrest A. Anderson	Arthur Schwarm
1962-63	20	4-16	.200	3-11	.214	9th	Forrest A. Anderson	John Lamers
1963-64	24	14-10	.583	8-6	.571	T-4th	Forrest A. Anderson	George (Pete) Gent
1964-65	23	5-18	.217	1-13	.071	10th	Forrest A. Anderson	Marcus Sanders
1965-66	22	15-7	.682	10-4	.714	2nd	John E. Benington	William Curtis
1966-67	23	16-7	.696	10-4	.714	T-1st	John E. Benington	Matthew Aitch
1967-68	24	12-12	.500	6-8	.428	T-6th	John E. Benington	John Bailey
1968-69	23	11-12	.478	6-8	.428	T-5th	John E. Benington	Lee Lafayette
1969-70	24	9-15	.375	5-9	.357	T-6th	Gus G. Ganakas	James Gibbons, Lloyd Ward
1970-71	24	10-14	.417	4-10	.286	T-7th	Gus G. Ganakas	Rudy Benjamin
1971-72	24	13-11	.542	6-8	.428	T-5th	Gus G. Ganakas	Ronald Gutkowski, Pat Miller
1972-73	24	13-11	.542	6-8	.428	T-6th	Gus G. Ganakas	William Kilgore
1973-74	24	13-11	.542	8-6	.571	T-4th	Gus G. Ganakas	Michael Robinson
1974-75	26	17-9	.654	10-8	.555	5th	Gus G. Ganakas	Lindsay Hairston
1975-76	27	14-13	.518	10-8	.555	4th	Gus G. Ganakas	Terry Furlow
1976-77	27	12-15	.444	9-9	.500	5th	Jud Heathcote	Robert Chapman
1977-78	30	25-5	.833	15-3	.833	1st	Jud Heathcote	Robert Chapman, Greg Kelsner
1978-79	32	26-6	.813	13-5	.722	T-1st	Jud Heathcote	Earvin Johnson, Greg Kelsner
1979-80	27	12-15	.444	6-12	.333	9th	Jud Heathcote	Ron Charles, Terry Donnelly
1980-81	27	13-14	.481	7-11	.389	8th	Jud Heathcote	Mike Brkovich, Jay Vincent
1981-82	28	12-16	.429	7-11	.389	T-7th	Jud Heathcote	Kurt James, Kevin Smith
1982-83	30	17-13	.566	9-9	.500	T-6th	Jud Heathcote	Bill Cawood, Derek Perry
1983-84	28	16-12	.571	9-9	.500	T-5th	Jud Heathcote	Ben Tower, Kevin Willis
1984-85	29	19-10	.655	10-8	.555	T-5th	Jud Heathcote	Sam Vincent, Richard Mudd
1985-86	31	23-8	.742	12-6	.667	3rd	Jud Heathcote	Scott Skiles, Larry Polec
1986-87	28	11-17	.393	6-12	.333	7th	Jud Heathcote	Darryl Johnson, Barry Fordham
1987-88	28	10-18	.357	5-13	.278	8th	Jud Heathcote	Ed Wright, Carlton Valentine, George Papadakos
1988-89	33	18-15	.545	6-12	.333	T-8th	Jud Heathcote	Ken Redfield, Todd Wolfe
1989-90	34	28-6	.824	15-3	.833	1st	Jud Heathcote	Steve Smith, Ken Redfield
1990-91	30	19-11	.633	11-7	.611	T-3rd	Jud Heathcote	Steve Smith, Matt Steigenga
1991-92	30	22-8	.733	11-7	.611	T-3rd	Jud Heathcote	Mark Montgomery, Matt Steigenga
1992-93	28	15-13	.536	7-11	.389	T-8th	Jud Heathcote	Dwayne Stephens, Mike Peplowski
1993-94	32	20-12	.625	10-8	.555	T-4th	Jud Heathcote	Kris Weshinsky, Shawn Respert
1994-95	28	22-6	.785	14-4	.778	2nd	Jud Heathcote	Eric Snow, Shawn Respert
1995-96	32	16-16	.500	9-9	.500	7th	Tom Izzo	Quinton Brooks, Jamie Feick
1996-97	29	17-12	.586	9-9	.500	T-6th	Tom Izzo	Antonio Smith, Steve Polonowski
1997-98	30	22-8	.733	13-3	.813	T-1st	Tom Izzo	Antonio Smith, Mateen Cleaves
1998-99	38	33-5	.868	15-1	.937	1st	Tom Izzo	Antonio Smith, Mateen Cleaves
1999-2000	39	32-7	.821	13-3	.813	T-1st	Tom Izzo	Jason Klein, Thomas Kelley
2000-01	33	28-5	.848	13-3	.813	T-1st	Tom Izzo	Mateen Cleaves, A.J. Granger
2001-02	31	19-12	.613	10-6	.625	5th	Tom Izzo	Morris Peterson
2002-03	35	22-13	.629	10-6	.625	T-3rd	Tom Izzo	Aloysius Anagnone, Adam Ballinger, Marcus Taylor
2003-04	30	18-12	.600	12-4	.750	T-2nd	Tom Izzo	Aloysius Anagnone, Adam Ballinger
2004-05	33	26-7	.788	13-3	.813	2nd	Tom Izzo	Alan Anderson, Jason Andreas, Kelvin Torbert
2005-06	34	22-12	.647	8-8	.500	t-6th	Tom Izzo	Alan Anderson, Tim Bograkovs
2006-07	35	23-12	.657	8-8	.500	t-7th	Tom Izzo	Chris Hill, Kelvin Torbert
2007-08	36	27-9	.750	12-6	.667	4th	Tom Izzo	Maurice Ager, Shannon Brown
2008-09	38	31-7	.816	15-3	.833	1st	Tom Izzo	Paul Davis, Delco Rowley
2009-10	37	28-9	.757	14-4	.778	t-1st	Tom Izzo	Drew Neitzel, Travis Walton
2010-11	34	19-15	.559	9-9	.500	t-4th	Tom Izzo	Drew Neitzel, Travis Walton
2011-12	37	29-8	.784	13-5	.722	t-1st	Tom Izzo	Travis Walton, Kalin Lucas
2012-13	36	27-9	.750	13-5	.722	t-2nd	Tom Izzo	Isaiah Dahlman, Draymond Green
Totals	2,602	1,563-1,039	.601	567-455	.555	13 - Big Ten Titles		Kalin Lucas, Raymar Morgan
								Kalin Lucas, Draymond Green
								Draymond Green, Austin Thornton
								Keith Appling, Russell Byrd, Derrick Nix



# YEAR-BY-YEAR STATISTICS

Year	GP	FG-FGA	FG%	3FG-FGA	3FG%	FT-FTA	FTA%	Reb./Avg.	Ast.	TO	Blks.	Stl.	Pts./Avg.
1948-49	21	370-922	.401	---	---	263-465	.566	---	---	---	---	---	1004/47.8
1949-50	22	468-1558	.300	---	---	308-522	.590	---	---	---	---	---	1244/56.5
1950-51	21	377-1304	.289	---	---	278-451	.618	---	---	---	---	---	1032/49.1
1951-52	22	479-1451	.330	---	---	327-535	.611	---	---	---	---	---	1285/58.5
1952-53	22	471-1438	.321	---	---	270-417	.607	696/31.6	---	---	---	---	1359/61.6
1953-54	22	505-1531	.322	---	---	246-479	.666	---	---	---	---	---	1489/67.7
1954-55	22	613-1545	.397	---	---	268-525	.588	---	---	---	---	---	1751/79.0
1955-56	22	648-1711	.378	---	---	436-688	.633	1095/49.8	---	---	---	---	1732/78.7
1956-57	26	735-1930	.380	---	---	459-718	.639	1181/45.4	---	---	---	---	1929/74.1
1957-58	22	660-1625	.400	---	---	326-555	.587	1121/51.0	---	---	---	---	1646/74.8
1958-59	23	742-1852	.400	---	---	402-639	.629	1508/65.5	---	---	---	---	1886/82.0
1959-60	21	641-1626	.394	---	---	372-514	.723	1212/57.7	---	---	---	---	1654/78.7
1960-61	24	676-1812	.373	---	---	447-636	.702	1226/51.0	---	---	---	---	1799/74.9
1961-62	22	649-1725	.376	---	---	353-535	.659	1201/54.5	---	---	---	---	1651/75.0
1962-63	20	586-1490	.393	---	---	388-541	.717	1028/51.4	---	---	---	---	1560/78.0
1963-64	24	887-2093	.423	---	---	437-647	.675	1442/60.0	---	---	---	---	2211/92.1
1964-65	23	762-1770	.430	---	---	453-601	.753	1189/51.7	---	---	---	---	1977/85.9
1965-66	22	682-1616	.422	---	---	366-422	.701	1087/49.4	---	---	---	---	1730/78.6
1966-67	23	679-1704	.398	---	---	341-543	.628	1162/50.5	---	---	---	---	1699/73.8
1967-68	24	679-1685	.402	---	---	367-547	.670	1124/46.8	---	---	---	---	1725/71.8
1968-69	23	648-1559	.415	---	---	382-590	.647	1048/45.5	---	---	---	---	1678/72.9
1969-70	24	769-1711	.449	---	---	396-533	.743	961/40.0	---	---	---	---	1934/80.6
1970-71	24	716-1569	.456	---	---	395-600	.658	1082/45.1	---	---	---	---	1827/76.1
1971-72	24	746-1659	.449	---	---	353-577	.612	1070/44.6	---	---	---	---	1845/76.9
1972-73	24	831-1718	.483	---	---	302-437	.691	1045/43.5	---	---	---	---	1964/81.8
1973-74	24	807-1642	.491	---	---	294-441	.667	1017/42.4	---	---	---	---	1908/79.5
1974-75	26	860-1713	.502	---	---	384-530	.724	1063/40.9	---	---	---	---	2104/80.9
1975-76	27	822-1785	.460	---	---	443-576	.769	1117/41.4	371	---	---	---	2087/77.3
1976-77	27	774-1549	.499	---	---	385-572	.673	1059/39.2	391	---	---	---	1933/71.6
1977-78	30	908-1732	.524	---	---	485-689	.704	1175/39.3	474	---	---	---	2301/76.7
1978-79	32	932-1769	.527	---	---	559-775	.721	1186/37.1	505	---	---	---	2423/75.7
1979-80	27	760-1493	.509	---	---	359-519	.692	921/34.1	419	---	72	182	1881/69.7
1980-81	27	741-1456	.509	---	---	344-487	.706	802/29.7	364	---	47	152	1826/67.6
1981-82	28	684-1494	.458	---	---	278-420	.662	864/30.9	293	---	66	155	1646/58.8
1982-83	30	821-1660	.495	36-90	.400	404-571	.708	973/32.4	385	---	86	186	2082/69.4
1983-84	28	729-1511	.482	---	---	418-562	.744	921/32.9	323	---	92	173	1876/67.0
1984-85	29	837-1559	.537	---	---	420-583	.720	963/33.2	391	425	105	163	2049/72.2
1985-86	31	1043-1860	.561	---	---	490-613	.799	1016/32.8	523	381	50	167	2576/83.1
1986-87	28	813-1552	.524	72-173	.416	408-529	.771	868/31.0	408	389	60	152	2106/75.2
1987-88	28	767-1543	.497	69-164	.421	343-509	.674	928/33.1	412	494	57	191	1946/69.5
1988-89	33	923-1908	.483	155-370	.419	437-610	.716	1099/33.3	539	487	46	255	2438/73.9
1989-90	34	967-1884	.513	160-371	.431	498-724	.688	1297/38.2	576	532	82	171	2592/76.2
1990-91	30	818-1693	.483	127-330	.385	377-542	.696	1061/35.4	455	404	74	143	2140/71.3
1991-92	30	857-1675	.512	124-332	.374	381-551	.692	1046/34.9	534	490	75	189	2219/74.0
1992-93	28	806-1591	.507	116-311	.373	351-546	.643	1096/39.1	476	427	76	131	2079/74.3
1993-94	32	944-1875	.504	159-420	.379	379-567	.668	1176/36.8	514	508	88	213	2426/75.8
1994-95	28	829-1664	.498	158-387	.408	378-562	.673	1074/38.4	462	393	46	180	2194/78.4
1995-96	32	732-1710	.428	120-373	.322	402-603	.667	1204/37.6	402	517	73	156	1986/62.1
1996-97	29	753-1666	.452	140-437	.320	379-577	.657	1092/37.7	398	465	70	168	2025/69.8
1997-98	30	799-1779	.449	176-493	.357	428-639	.670	1197/39.9	446	461	117	229	2202/73.4
1998-99	38	1020-2156	.473	171-506	.338	515-703	.733	1383/36.4	575	538	100	298	2726/71.7
1999-00	39	1018-2148	.474	253-669	.378	600-816	.735	1521/39.0	602	569	105	256	2889/74.1
2000-01	33	957-1957	.489	146-453	.322	493-686	.719	1404/42.5	579	451	133	210	2553/77.4
2001-02	32	764-1654	.462	180-458	.393	442-573	.771	1163/37.5	438	461	93	155	2150/69.4
2002-03	35	812-1795	.452	179-477	.375	564-767	.735	1226/35.0	474	502	122	217	2367/67.6
2003-04	30	748-1519	.492	190-474	.401	452-586	.771	910/30.3	441	438	54	218	2138/71.3
2004-05	33	914-1875	.487	219-615	.356	543-699	.777	1198/36.3	565	451	87	258	2590/78.5
2005-06	34	896-1879	.477	204-540	.378	524-681	.769	1212/35.6	567	478	101	214	2520/74.1
2006-07	35	806-1718	.469	182-486	.374	482-671	.718	1217/34.8	560	521	162	180	2276/65.0
2007-08	36	949-1976	.480	179-483	.371	487-661	.737	1330/36.9	631	490	152	208	2564/71.2
2008-09	38	962-2135	.451	201-567	.354	612-877	.698	1482/39.0	611	532	107	248	2737/72.0
2009-10	37	974-2068	.471	187-543	.344	523-764	.685	1426/38.5	606	514	123	242	2658/71.8
2010-11	34	817-1894	.431	220-620	.355	484-691	.700	1256/36.9	509	454	167	219	2338/68.8
2011-12	37	960-2012	.477	200-555	.360	531-759	.700	1403/37.9	566	480	157	265	2651/71.6
2012-13	36	882-1921	.459	177-523	.338	507-710	.714	1361/37.8	474	489	140	289	2448/68.0

## YEAR-BY-YEAR OPPONENT STATISTICS

Year	GP	FG-FGA	FG%	3FG-FGA	3FG%	FT-FTA	FTA%	Reb./Avg.	Ast.	TO	Blks.	Stl.	Pts./Avg.
1948-49	21	390- ---	---	---	---	265-445	.596	---	---	---	---	---	1045/49.8
1949-50	22	565-1732	.326	---	---	329-559	.558	---	---	---	---	---	1459/66.3
1950-51	21	321-1034	.312	---	---	365-597	.612	---	---	---	---	---	1007/48.1
1951-52	22	418-1344	.311	---	---	377-581	.647	---	---	---	---	---	1213/56.0
1952-53	22	477-1298	.344	---	---	251-448	.642	619/28.1	---	---	---	---	1343/61.1
1953-54	22	481-1275	.372	---	---	267-498	.651	---	---	---	---	---	1460/66.3
1954-55	22	604-1659	.364	---	---	246-468	.655	---	---	---	---	---	1676/76.0
1955-56	22	618-1624	.380	---	---	464-693	.699	874/39.7	---	---	---	---	1700/77.2
1956-57	26	658-1776	.370	---	---	507-711	.711	991/38.1	---	---	---	---	1823/70.1
1957-58	22	570-1628	.343	---	---	315-481	.654	847/38.5	---	---	---	---	1455/66.1
1958-59	23	654-1724	.379	---	---	337-517	.651	1089/47.3	---	---	---	---	1645/71.5
1959-60	21	665-1589	.418	---	---	294-445	.660	990/47.1	---	---	---	---	1624/77.3
1960-61	24	766-1782	.424	---	---	422-630	.669	1323/55.1	---	---	---	---	1954/81.4
1961-62	22	629-1544	.407	---	---	417-607	.685	1162/52.8	---	---	---	---	1675/76.1
1962-63	20	639-1527	.418	---	---	390-544	.716	1071/53.5	---	---	---	---	1668/83.4
1963-64	24	850-1991	.421	---	---	455-678	.671	1337/55.7	---	---	---	---	2156/89.8
1964-65	23	882-1886	.467	---	---	406-580	.700	1145/49.7	---	---	---	---	2170/94.3
1965-66	22	585-1396	.420	---	---	404-569	.710	979/44.5	---	---	---	---	1575/71.5
1966-67	23	571-1396	.409	---	---	442-627	.704	1075/46.7	---	---	---	---	1584/68.8
1967-68	24	627-1472	.425	---	---	474-676	.701	1109/46.2	---	---	---	---	1728/72.0
1968-69	23	643-1464	.438	---	---	385-539	.714	1046/45.4	---	---	---	---	1671/72.6
1969-70	24	827-1650	.501	---	---	430-605	.710	1116/46.5	---	---	---	---	2084/86.8
1970-71	24	768-1721	.446	---	---	390-569	.685	1108/46.1	---	---	---	---	1926/80.2
1971-72	24	779-1704	.457	---	---	366-503	.727	1129/47.0	---	---	---	---	1924/80.2
1972-73	24	831-1823	.472	---	---	236-354	.666	1058/44.1	---	---	---	---	1956/81.5
1973-74	24	798-1724	.463	---	---	278-398	.698	1011/42.1	---	---	---	---	1874/78.1
1974-75	26	859-1867	.460	---	---	322-580	.671	1100/42.3	---	---	---	---	2040/78.5
1975-76	27	836-1750	.478	---	---	392-556	.705	1057/39.1	396	---	---	---	2064/76.4
1976-77	27	746-1688	.442	---	---	475-663	.716	1033/38.2	365	---	---	---	1967/72.8
1977-78	30	795-1758	.452	---	---	383-577	.664	1010/33.8	325	---	---	---	1973/65.8
1978-79	32	830-1912	.434	---	---	343-510	.673	1116/34.9	430	---	---	---	2003/62.6
1979-80	27	694-1498	.463	---	---	463-662	.699	974/36.1	373	---	71	161	1851/68.6
1980-81	27	717-1479	.485	---	---	448-612	.732	849/31.4	382	---	60	149	1882/69.7
1981-82	28	608-1358	.448	---	---	460-645	.713	842/30.1	326	---	74	142	1676/59.9
1982-83	30	763-1671	.457	30-73	.411	453-631	.718	907/30.2	421	---	72	192	2009/67.0
1983-84	28	684-1458	.469	---	---	474-686	.691	837/29.9	365	---	51	163	1842/65.8
1984-85	29	756-1705	.443	---	---	409-572	.715	862/29.7	406	344	59	181	1921/66.2
1985-86	31	915-1972	.464	---	---	380-511	.744	946/30.5	494	383	58	151	2210/71.3
1986-87	28	820-1662	.493	116-296	.392	399-535	.746	845/30.2	436	309	57	178	2155/77.0
1987-88	28	744-1544	.482	106-233	.455	470-663	.709	822/29.4	428	387	57	243	2064/73.7
1988-89	33	911-1867	.488	179-456	.393	407-597	.682	1013/30.7	488	481	57	203	2142/73.1
1989-90	34	858-2013	.426	184-515	.357	428-650	.659	1013/29.8	420	403	102	211	2328/68.5
1990-91	30	754-1721	.438	158-418	.378	401-593	.676	955/31.8	355	359	77	151	2067/68.9
1991-92	30	785-1791	.438	142-429	.331	358-517	.693	934/31.1	358	411	91	191	2070/69.0
1992-93	28	705-1748	.403	140-437	.320	358-537	.667	914/32.6	343	315	79	190	1903/63.1
1993-94	32	819-1938	.423	193-596	.324	436-608	.717	1011/31.6	409	426	101	238	2267/70.8
1994-95	28	720-1660	.434	177-520	.340	309-487	.635	887/31.7	362	406	76	155	1926/68.8
1995-96	32	746-1748	.427	186-579	.321	375-597	.628	978/30.6	379	407	101	233	2053/64.2
1996-97	29	679-1572	.432	129-420	.307	418-646	.647	920/31.7	350	419	72	192	1905/65.7
1997-98	30	669-1637	.409	142-471	.302	440-635	.693	931/31.0	339	464	94	210	1920/64.0
1998-99	38	800-1880	.426	172-539	.319	490-707	.693	1031/27.1	412	587	107	240	2262/59.5
1999-00	39	805-2045	.394	208-690	.301	481-704	.683	1063/27.3	432	536	99	219	2299/58.9
2000-01	33	716-1823	.393	204-620	.329	403-572	.705	895/27.1	421	433	92	194	2039/61.8
2001-02	32	684-1730	.395	205-689	.298	405-561	.722	919/29.6	390	345	105	223	1978/63.8
2002-03	35	712-1768	.452	197-594	.332	552-728	.717	1034/29.5	388	489	119	225	2143/62.2
2003-04	30	689-1510	.456	179-511	.350	468-678	.690	860/28.7	355	423	84	212	2025/67.5
2004-05	33	752-1755	.428	209-589	.355	446-666	.670	973/29.5	404	506	78	227	2159/65.4
2005-06	34	828-1904	.435	233-647	.360	445-633	.703	1036/30.5	469	449	102	212	2334/68.6
2006-07	35	671-1756	.384	211-647	.321	448-661	.678	972/27.8	388	442	119	220	2001/57.2
2007-08	36	793-1973	.402	228-734	.311	439-655	.670	1087/30.2	445	440	147	214	2253/62.6
2008-09	38	839-2018	.416	229-720	.318	513-737	.696	1128/29.7	440	515	131	229	2420/63.7
2009-10	37	829-2043	.406	248-755	.328	455-642	.709	1109/30.0	462	459	94	243	2361/63.8
2010-11	34	787-1861	.423	215-591	.364	474-716	.662	1119/32.9	404	411	112	217	2263/66.6
2011-12	37	751-1982	.379	214-715	.299	479-681	.703	1106/29.9	394	467	109	231	2195/59.3
2012-13	36	758-1943	.390	199-664	.300	414-621	.667	1089/30.3	390	447	123	267	2129/59.1



# YEARLY ATTENDANCE

Year	Home Total	Games	Avg.	National Rank
1945-46	50,122	10	5,102	
1946-47	81,821	12	6,818	
1947-48	88,750	10	8,875	
1948-49	82,323	13	6,332	
1949-50	71,416	13	5,493	
1950-51	79,779	13	6,648	
1951-52	79,867	12	6,655	
1952-53	71,624	12	5,968	
1953-54	71,833	11	6,530	
1954-55	80,063	11	7,278	
1955-56	74,277	10	7,427	
1956-57	81,313	10	8,131	
1957-58	101,932	10	10,193	
1958-59	103,504	11	9,409	
1959-60	86,051	9	9,561	
1960-61	65,450	9	7,272	
1961-62	84,569	11	7,688	
1962-63	68,800	9	7,644	
1963-64	95,780	11	8,707	
1964-65	64,475	10	6,447	
1965-66	97,557	11	8,868	
1966-67	97,450	11	8,859	
1967-68	73,501	11	6,681	
1968-69	81,380	10	8,138	
1969-70	94,097	10	9,409	
1970-71	70,840	11	6,440	
1971-72	75,954	10	7,596	
1972-73	73,733	10	7,373	
1973-74	84,859	12	7,071	
1974-75	67,252	12	5,604	
1975-76	63,158	12	5,263	
1976-77	70,912	12	5,065	
1977-78	128,518	13	9,886	
1978-79	120,048	12	10,004	

Year	Home Total	Games	Avg.	National Rank
1979-80	109,440	11	9,949	
1980-81	115,811	13	8,909	
1981-82	132,310	14	9,461	
1982-83	134,371	16	8,398	
1983-84	136,056	14	9,718	
1984-85	115,092	13	8,853	
1985-86	123,637	16	7,727	
1986-87	124,805	13	9,600	
1987-88	122,052	15	8,137	
1988-89	143,554	15	9,570	
1989-90	237,720	16	14,858	14th
1990-91	209,066	14	14,933	12th
1991-92	217,957	15	14,530	15th
1992-93	207,423	14	14,816	14th
1993-94	205,264	15	13,684	17th
1994-95	221,127	15	14,742	14th
1995-96	199,659	15	13,311	20th
1996-97	222,858	17	13,109	23rd
1997-98	208,694	15	13,913	15th
1998-99	204,272	14	14,591	14th
1999-2000	205,226	14	14,659	14th
2000-01	236,144	16	14,759	15th
2001-02	250,903	17	14,759	14th
2002-03	236,144	16	14,759	15th
2003-04	206,626	14	14,759	14th
2004-05	221,385	15	14,759	10th
2005-06	206,626	14	14,759	14th
2006-07	280,421	19	14,759	15th
2007-08	250,903	17	14,759	17th
2008-09	206,626	14	14,759	15th
2009-10	250,903	17	14,759	13th
2010-11	221,955	15	14,797	15th
2011-12	266,346	18	14,797	15th
2012-13	258,138*	18	14,341	18th

\* - 17 games at Breslin Center; 1 game at Jenison Field House  
Home games played at the Breslin Center since 1989-90



Jenison Field House was the home of Spartan basketball from 1940-89.



MSU has ranked in the top 25 nationally in attendance since the Breslin Center opened in 1989-90.



## ALL-TIME COACHING RECORDS

## ALL-TIME HEAD COACHES

Coach	Games	W-L	Pct.
No Established Coach (1899)	2	0-2	.000
Charles O. Bemies (1900-1901)	7	5-2	.714
George E. Denman (1902-1903)	11	11-0	1.000
Chester L. Brewer (1904-1910)	95	70-25	.736
John F. Macklin (1911-1916)	86	48-38	.558
George M. Gauthier (1917-1920)	79	41-38	.519
Lyman L. Frimodig (1921-1922)	52	30-22	.577
Fred M. Walker (1922-1924)	39	20-19	.513
John H. Kobs (1924-1926)	37	11-26	.297
Benjamin F. VanAlstyne (1926-1949)	394	231-163	.586
Alton S. Kircher (1949-1950)	22	4-18	.182
Peter F. Newell (1950-1954)	87	45-42	.517
Forrest A. Anderson (1954-1965)	249	125-124	.502
John E. Benington (1965-1969)	92	54-38	.587
Gus Ganakas (1969-1976)	173	89-84	.514
Jud Heathcote (1976-1995)	560	340-220	.607
Tom Izzo (1995-SA)	617	439-178	.712
<b>All-Time (1899-2013)</b>	<b>2,602</b>	<b>1,563-1,039</b>	<b>.601</b>



Top Right: Jud Heathcote. Middle Left: Pete Newell. Middle Right: Gus Ganakas. Bottom: Forrest Anderson



## All-Time Assistants

Alton Kircher – 1944-49
J. Robert Stewart – 1949-50
Chet Aubuchon – 1949-50
John Benington – 1950-56
Robert L. Stevens – 1954-59
Clarence (Sonny) Means – 1956-59; '65-66
Bruce Fossum – 1959-65
Tom Rand – 1959-61; '62-63
Lance Olson – 1961-62
Dan Peterson – 1963-65
Robert Nordmann – 1965-74
Gus Ganakas – 1966-69
Matthew Aitch – 1969-73
Dick Versace – 1974-76
Pat Miller – 1974-76
Vernon Payne – 1974-77
Don Monson – 1976-78
Robert McGriff – 1977-78
William Berry – 1977-79
Fred Paulsen – 1978-80
Dave Harshman – 1978-81
Edgar Wilson – 1979-83
John Holms – 1980-81
William Norton – 1981-83
Frank Rourke – 1981-83
Mike Deane – 1982-86
Tom Izzo – 1983-95
Silas Taylor – 1983-84
Herb Williams – 1984-90
Derek Perry – 1984-85
Jim Boylan – 1986-89
Jim Boylen – 1989-92; 2005-07
Stan Joplin – 1990-96
Brian Gregory – 1992-96; 1999-2003
Tom Crean – 1995-99
Stan Heath – 1996-2001
Mike Garland – 1996-2003; 2007-13
Mark Montgomery – 2001-11
Dwayne Stephens – 2003-13
Doug Wojcik – 2003-05
Dane Fife – 2011-13

\* Including varsity assistants, and freshman and JV head coaches since 1944.



# YEAR-BY-YEAR RESULTS

Note: Home games in bold  
Note 2: (#/#) indicates AP ranking of MSU and opponent

## 1899

(0-2 Overall) - No Coach

Date	Opponent	MSU-Opp	W/L
2/27/99	<b>Olivet</b>	6-7	L
3/13/99	<b>Olivet</b>	6-15	L

## CHARLES BEMIES

1900-01 \* 5-2 (.714)



The first established coach for Michigan Agricultural College, Charles Bemies was the first athletic director in school history while also coaching the football, baseball

and track teams. Born in Northfield, Vt., on March 19, 1867, Bemies was an ordained Presbyterian minister when he came to East Lansing. Bemies led the Spartans for two seasons with an overall record of 5-2.

## 1900

(2-2 Overall)

Date	Opponent	MSU-Opp	W/L
1/20/00	<b>Olivet</b>	5-6	L
2/3/00	<b>Olivet</b>	6-8	L
3/3/00	Eastern Michigan	25-8	W
3/10/00	Governor's Guard	25-7	W

## 1901

(3-0 Overall)

Date	Opponent	MSU-Opp	W/L
2/16/01	<b>Olivet</b>	18-10	W
3/2/01	<b>Eastern Michigan</b>	21-6	W
3/16/01	Eastern Michigan	12-7	W

## GEORGE DENMAN

1902-03 \* 11-0 (1.000)



MAC's second basketball coach was George Denman. Denman's coaching career holds a unique distinction - he is the only basketball coach to go undefeated during his

tenure, posting an 11-0 mark during his two seasons. His team still holds the record for largest margin of victory with a 102-3 defeat of Alma College in 1902. He was also the head football coach for two seasons.

## 1902

(5-0 Overall)

Date	Opponent	MSU-Opp	W/L
2/1/02	<b>Alma</b>	102-3	W
2/15/02	Governor's Guard	19-0	W
3/1/02	<b>Hillsdale</b>	58-20	W
3/9/02	<b>Alma</b>	29-3	W
3/15/02	<b>Hillsdale</b>	36-17	W

## 1903

(6-0 Overall)

Date	Opponent	MSU-Opp	W/L
1/26/03	<b>Detroit YMCA</b>	43-8	W
1/29/03	<b>Hillsdale</b>	49-2	W
2/13/03	Eastern Michigan	23-7	W
2/18/03	Governor's Guard	19-7	W
3/7/03	<b>Eastern Michigan</b>	49-5	W
3/14/03	<b>Grand Rapids YMCA</b>	42-7	W

## CHESTER BREWER

1904-10 \* 70-25 (.736)



This Owosso, Mich., native was Michigan Agricultural College's first full-time athletic director and one of the Spartans' most successful coaches, leading the football,

basketball and baseball squads to winning records. He holds the highest winning percentage of any Spartan basketball coach with at least four seasons at .736 (70-25). His team also defeated the University of Michigan in the schools' first meeting in 1909. The Chester L. Brewer award presented to an outstanding senior student-athlete continues to represent the Brewer legacy. Brewer passed away in 1953 at the age of 77.

## 1904

(5-3 Overall)

Date	Opponent	MSU-Opp	W/L
1/9/04	<b>Chicago West. YMCA</b>	13-44	L
1/23/04	<b>Alma</b>	52-7	W
2/6/04	Eastern Michigan	22-2	W
2/12/04	Grand Rapids YMCA	14-13	W
2/27/04	<b>Alma</b>	14-22	L
3/5/04	<b>Eastern Michigan</b>	62-10	W
3/12/04	<b>Grand Rapids YMCA</b>	41-10	W
3/25/04	<b>Detroit A.C.</b>	8-33	L

## 1905

(5-3 Overall)

Date	Opponent	MSU-Opp	W/L
1/14/05	<b>Saginaw YMCA</b>	62-12	W
1/21/05	<b>Bay City YMCA</b>	47-20	W
1/28/05	Grand Rapids YMCA	22-38	L
1/31/05	Hope	30-44	L
2/4/05	<b>Jackson YMCA</b>	47-12	W
2/10/05	<b>Detroit A.C.</b>	30-39	L
2/25/05	<b>Battle Creek YMCA</b>	94-4	W
3/3/05	Bay City YMCA	30-14	W

## 1906

(11-2 Overall)

Date	Opponent	MSU-Opp	W/L
1/18/06	<b>Adrian</b>	43-18	W
1/26/06	<b>Owosso YMCA</b>	76-12	W
2/2/06	Mich. Deaf School	47-16	W
2/3/06	<b>Central Michigan</b>	37-12	W
2/10/06	Grand Rapids YMCA	25-20	W
2/12/06	<b>Ann Arbor YMCA</b>	20-21	L
2/16/06	Central Michigan	21-18	W
2/23/06	<b>Albion</b>	44-11	W
2/24/06	<b>Ann Arbor YMCA</b>	25-29	L

3/2/06	<b>Olivet</b>	46-10	W
3/3/06	<b>Albion</b>	59-8	W
3/10/06	<b>Adrian</b>	21-20	W
3/16/06	<b>Alma</b>	52-8	W

## 1907

(14-2 Overall)

Date	Opponent	MSU-Opp	W/L
1/5/07	<b>Hope</b>	50-30	W
1/12/07	<b>Armour Institute</b>	51-24	W
1/18/07	Saginaw H.S.	35-17	W
1/19/07	Saginaw Bank Clerks	29-19	W
1/25/07	Jackson YMCA	43-30	W
1/26/07	<b>Central Michigan</b>	42-18	W
1/28/07	Detroit YMCA	14-31	L
1/29/07	Eastern Michigan	50-25	W
2/2/07	<b>Olivet</b>	41-24	W
2/7/07	<b>Adrian</b>	54-24	W
2/16/07	Hope	33-23	W
2/19/07	<b>Detroit YMCA</b>	17-23	L
2/20/07	Adrian	41-20	W
2/22/07	<b>Olivet</b>	38-24	W
3/1/07	Central Michigan	33-22	W
3/2/07	<b>Eastern Michigan</b>	72-13	W

## 1908

(15-5 Overall)

Date	Opponent	MSU-Opp	W/L
1/4/08	Central Michigan	46-8	W
1/8/08	<b>Oberlin</b>	46-21	W
1/11/08	<b>Saginaw H.S.</b>	67-23	W
1/17/08	<b>Adrian</b>	30-14	W
1/20/08	Detroit YMCA	20-33	L
1/25/08	<b>Grand Rapids YMCA</b>	74-16	W
1/31/08	<b>Notre Dame</b>	33-20	W
2/1/08	<b>Notre Dame</b>	16-23	L
2/5/08	<b>Central Michigan</b>	41-23	W
2/7/08	<b>Jackson YMCA</b>	42-29	W
2/8/08	<b>Midland YMCA</b>	40-8	W
2/14/08	<b>Detroit YMCA</b>	27-29	L
2/17/08	<b>Haskell Indians</b>	33-18	W
2/21/08	Jackson YMCA	37-35	W
2/22/08	Adrian	42-31	W
2/24/08	Battle Creek YMCA	28-14	W
2/25/08	Notre Dame *	20-39	L
2/26/08	DePaul	26-17	W
2/27/08	Armour Institute	26-29	L
2/28/08	South Haven Indep.	31-18	W

\* 1st MAC basketball game played out of state

## 1909

(10-5 Overall)

Date	Opponent	MSU-Opp	W/L
1/9/09	Michigan *	24-16	W
1/13/09	<b>DePaul</b>	76-7	W
1/18/09	<b>Detroit Burroughs</b>	24-15	W
1/22/09	Wabash	24-39	L
1/23/09	Notre Dame	10-26	L
1/25/09	<b>Adrian</b>	53-13	W
2/8/09	<b>Notre Dame</b>	18-22	L
2/11/09	Detroit YMCA	18-25	L
2/18/09	<b>Battle Creek YMCA</b>	32-25	W
2/20/09	<b>Michigan</b>	45-23	W
2/21/09	<b>Armour Institute</b>	53-7	W
2/22/09	Detroit Burroughs	20-19	W
3/2/09	<b>Rochester (NY) YMCA</b>	30-18	W
3/3/09	<b>Rochester (NY) YMCA</b>	24-36	L
3/11/09	<b>Detroit YMCA</b>	33-28	W

\* 1st basketball game with University of Michigan

## YEAR-BY-YEAR RESULTS

## 1910

(10-5 Overall)

Date	Opponent	MSU-Opp	W/L
1/7/10	Jackson YMCA	51-18	W
1/14/10	Detroit Spaldings	20-18	W
1/25/10	Jackson YMCA	27-18	W
1/26/10	Purdue	9-35	L
1/27/10	Rose Poly	28-31	L
1/28/10	Wabash	21-23	L
1/29/10	Notre Dame	28-21	W
2/7/10	Bay City YMCA	84-12	W
2/11/10	Armour Institute	26-11	W
2/12/10	Lake Forest	14-13	W
2/19/10	Notre Dame	43-23	W
3/3/10	Hope	40-21	W
3/5/10	Ohio State	13-31	L
3/7/10	Detroit YMCA	27-24	W
3/11/10	Hope	30-38	L

## JOHN MACKLIN

1911-16 \* 48-38 (.558)



John Macklin continued the winning tradition, compiling a 48-38 career record over six seasons as head coach for the Aggies. Macklin was an outstanding athlete at the University of Pennsylvania before coming to MAC to coach basketball and football. He was very successful at football, posting a 29-5 record as the head coach. Macklin passed away in 1949 at the age of 65.

## 1911

(5-9 Overall)

Date	Opponent	MSU-Opp	W/L
1/9/11	Detroit Spaldings	9-21	L
1/13/11	Wabash	15-25	L
1/14/11	Rose Poly	20-26	L
1/18/11	Detroit Spaldings	25-18	W
1/20/11	Alma	51-24	W
1/21/11	Armour Institute	51-11	W
1/30/11	Detroit YMCA	11-22	L
2/3/11	Armour Institute	21-36	L
2/4/11	Lake Forest	26-28	L
2/10/11	Detroit A.C.	12-54	L
2/11/11	Ohio State	12-42	L
2/17/11	Hope	24-48	L
2/24/11	Alma	23-21	W
3/3/11	Hope	36-24	W

## 1912

(12-3 Overall)

Date	Opponent	MSU-Opp	W/L
1/6/12	Central Michigan	72-10	W
1/12/12	Armour Institute	39-30	W
1/13/12	Northwestern College	19-25	L
1/16/12	Alma	53-14	W
1/18/12	Winona	37-21	W
1/19/12	Wabash	26-32	L
1/20/12	Rose Poly	33-31	W
1/23/12	Hope	40-41	L
1/27/12	Armour Institute	51-18	W

2/2/12	Albion	60-23	W
2/10/12	Winona College	67-4	W
2/16/12	Alma	37-15	W
2/21/12	Hope	55-23	W
2/24/12	Detroit YMCA	42-26	W
3/4/12	Detroit YMCA	20-17	W

## 1913

(8-5 Overall)

Date	Opponent	MSU-Opp	W/L
1/11/13	Winona	75-14	W
1/21/13	Detroit Rayls	37-12	W
1/27/13	Alma	48-24	W
1/29/13	Hope	33-26	W
2/6/13	Northwestern College	21-23	L
2/11/13	Detroit YMCA	22-23	L
2/13/13	Notre Dame	40-7	W
2/21/13	Hope	58-25	W
2/26/13	St. John's (Toledo)	39-24	W
2/27/13	Buchtel	30-35	L
2/28/13	Denison	18-44	L
3/1/13	St. Mary's (Dayton)	26-28	L
3/8/13	Detroit YMCA	39-9	W

## 1914

(8-4 Overall)

Date	Opponent	MSU-Opp	W/L
1/16/14	Toledo Buckeyes	40-24	W
1/22/14	Lake Forest	30-24	W
1/23/14	Northwestern College	24-44	L
1/24/14	Notre Dame	18-27	L
1/30/14	Detroit Burroughs	29-22	W
2/4/14	Notre Dame	45-22	W
2/14/14	Detroit YMCA	27-29	L
2/19/14	West Va. Wesleyan	38-21	W
2/25/14	St. John's (Toledo)	50-17	W
2/26/14	Toledo Buckeyes	26-25	W
2/27/14	Akron	45-30	W
3/3/14	Detroit YMCA	22-27	L

## 1915

(7-9 Overall)

Date	Opponent	MSU-Opp	W/L
1/9/15	Toledo Buckeyes	23-33	L
1/13/15	Hope	56-20	W
1/15/15	Illinois A.C. (Chicago)	21-22	L
1/22/15	Detroit YMCA	23-14	W
1/23/15	Defiance	54-12	W
1/28/15	Toledo Buckeyes	27-31	L
1/29/15	Ohio Northern	45-16	W
1/30/15	Defiance	30-19	W
2/2/15	Notre Dame	14-13	W
2/6/15	Northwestern College	17-28	L
2/11/15	Northwestern College	22-41	L
2/12/15	Mercury A.C. (Chicago)	20-25	L
2/13/15	Notre Dame	19-24	L
2/18/15	West Va. Wesleyan	31-43	L
2/24/15	Hope	46-28	W
3/2/15	Detroit YMCA	9-21	L

## 1916

(8-8 Overall)

Date	Opponent	MSU-Opp	W/L
1/12/16	Western Michigan	51-21	W
1/14/16	Hope	14-20	L
1/15/16	St. Mary's (Mich.)	29-19	W
1/19/16	Notre Dame	18-19	L
1/20/16	Northwestern College	17-29	L
1/22/16	Illinois A.C. (Chicago)	18-50	L
1/29/16	Kalamazoo	34-27	W
2/2/16	Notre Dame	23-24	L
2/4/16	Hope	21-18	W
2/9/16	Muskingum	39-21	W
2/12/16	Detroit YMCA	27-23	W
2/17/16	Tri-State	30-13	W
2/19/16	Toledo Buckeyes	23-32	L
2/24/16	Toledo Buckeyes	28-22	W
3/3/16	Northwestern College	21-28	L
3/7/16	Detroit YMCA	14-35	L

## GEORGE GAUTHIER

1917-20 \* 41-38 (.519)



George Gauthier was the first alumnus to lead a Michigan State basketball squad. Gauthier played four years (1910-14) for the Aggies' basketball squad and was the team captain his senior year. He also was the starting quarterback for MAC's football team, leading them to 17 straight victories. Gauthier accepted the assistant athletic director position the year after he graduated which led to his duties as the head basketball coach, where he compiled a career record of 41-38 over four seasons. He also served as head football coach for one season. After 29 games in the 1919-20 season, Gauthier left MAC to serve as recreation director in Bay City, Mich. Gauthier would later go on to Ohio Wesleyan where he served as athletic director and head football coach for 34 years before retiring in 1955. He passed away in 1964 at the age of 74.

## 1917

(11-5 Overall)

Date	Opponent	MSU-Opp	W/L
1/12/17	West Va. Wesleyan	41-22	W
1/19/17	Hope	34-20	W
1/20/17	Alma	47-7	W
1/26/17	Illinois A.C.	39-27	W
1/27/17	Notre Dame	31-25	W
2/1/17	Buffalo	36-17	W
2/3/17	Detroit YMCA	33-26	W
2/8/17	Ohio Northern	53-9	W
2/10/17	Wabash	20-19	W
2/15/17	Illinois A.C.	23-43	L
2/16/17	Northwestern College	16-26	L
2/17/17	Notre Dame	19-33	L
2/23/17	Hope	13-18	L
3/2/17	Northwestern College	28-14	W
3/8/17	Marietta	30-20	W
3/10/17	Detroit YMCA	15-30	L



# YEAR-BY-YEAR RESULTS

## 1917-18

(6-10 Overall)

Date	Opponent	MSU-Opp	W/L
12/28/17	Detroit YMCA	13-31	L
12/29/17	Detroit	22-32	L
1/5/18	Grand Rapids YMCA	21-22	L
1/9/18	<b>Ft. Custer Officers</b>	16-27	L
1/11/18	Michigan	13-17	L
1/18/18	Hope	23-33	L
1/19/18	<b>Ft. Custer Officers</b>	24-20	W
1/25/18	St. John's (Toledo)	27-19	W
1/26/18	Detroit YMCA	20-34	L
2/1/18	<b>Notre Dame</b>	27-12	W
2/7/18	Notre Dame	23-25	L
2/8/18	Northwestern Univ.	16-19	L
2/15/18	<b>Hope</b>	35-10	W
2/23/18	<b>Oberlin</b>	35-20	W
3/2/18	<b>Michigan</b>	25-33	L
3/9/18	<b>Detroit YMCA</b>	23-16	W

## 1919

(9-9 Overall)

Date	Opponent	MSU-Opp	W/L
1/3/19	Holland YMCA	15-21	L
1/4/19	Grand Rapids YMCA	19-17	W
1/8/19	<b>Western Michigan</b>	19-18	W
1/10/19	Detroit Rays	16-37	L
1/11/19	Oberlin	14-24	L
1/15/19	<b>Kalamazoo</b>	42-20	W
1/17/19	Western Michigan	28-23	W
1/24/19	<b>Ft. Custer Officers</b>	31-13	W
1/30/19	Wabash	19-28	L
1/31/19	DePauw	18-17	W
2/1/19	<b>Notre Dame</b>	32-28	W
2/7/19	<b>Wabash</b>	37-26	W
2/8/19	Hope	18-21	L
2/12/19	<b>DePauw</b>	12-21	L
2/15/19	<b>Michigan</b>	17-19	L
2/22/19	<b>Notre Dame</b>	16-17	L
2/28/19	Michigan	33-24	W
3/1/19	<b>Hope</b>	20-26	L

## 1919-20

(21-15 Overall)

Date	Opponent	MSU-Opp	W/L
12/19/19	Detroit A.C.	11-23	L
12/19/19	Ft. Custer Officers	53-3	W
12/20/19	DeVilbiss College	25-37	L
12/20/19	Muskegon YMCA	21-26	L
12/26/19	AC Spark Plug (Flint)	29-28	W
12/27/19	Holland YMCA	20-18	W
12/31/19	<b>Chicago</b>	25-32	L
1/2/20	<b>Oberlin</b>	36-8	W
1/3/20	Detroit	29-30	L
1/7/20	<b>Central Michigan</b>	29-15	W
1/9/20	Hope	16-21	L
1/10/20	Kalamazoo	39-21	W
1/16/20	Indiana	19-20	L
1/21/20	<b>Kalamazoo</b>	34-15	W
1/24/20	<b>Notre Dame</b>	33-20	W
1/28/20	<b>Chicago YMCA College</b>	33-20	W
1/30/20	Michigan	23-13	W
2/6/20	<b>Wabash</b>	29-27	W
2/9/20	Notre Dame	23-30	L
2/11/20	Creighton	21-22	L
2/12/20	Creighton	18-15	W
2/13/20	Nebraska	28-43	L

2/14/20	Nebraska	20-29	L
2/18/20	<b>DePauw</b>	21-33	L
2/23/20	DePauw	18-31	L
2/24/20	Wabash	16-24	L
2/28/20	<b>Michigan</b>	34-27	W
3/1/20	<b>Creighton</b>	31-24	W
3/6/20	<b>Hope</b>	34-23	W
3/20/20	Alpena Independent	22-11	W
3/21/20	Alger Co. Club	17-14	W
3/23/20	Northern Michigan	43-13	W
3/24/20	Ishpeming Amer. Leg.	24-37	L
3/25/20	Gwinns Club	66-12	W
3/26/20	Lake Linden Amer. Leg.	60-24	W
3/27/20	Mich. College of Mines	28-26	W

(Note: George Gauthier left after 29 games, posting a 15-14 record. Lyman Frimodig coached the final seven games of the season, going 6-1.)

## LYMAN FRIMODIG

1921-22 \* 30-22 (.577)



Lyman Frimodig was a successful athlete for the Aggies, earning a total of 10 varsity letters as a football, basketball and baseball star, becoming the only person in school

history to earn 10 letters. A freshman coach under George Gauthier, Frimodig took over during the 1920 season when Gauthier left for another job. Frimodig arranged a seven-game trip to the Northern Peninsula, winning six games. He would also serve as head coach for the next two seasons. He remained active in the athletic department after his stint as basketball coach, serving Michigan State for 41 years as assistant athletic director and business manager. He was also known as the unofficial historian of Michigan State athletics, co-authoring Spartan Saga: A History of Michigan State Athletics. Frimodig died in 1972 at the age of 80.

## 1921

(13-8 Overall)

Date	Opponent	MSU-Opp	W/L
1/8/21	<b>Central Michigan</b>	26-21	W
1/11/21	<b>Kalamazoo</b>	30-18	W
1/14/21	<b>Hope</b>	31-17	W
1/15/21	<b>Western Michigan</b>	22-16	W
1/18/21	<b>Mount Union</b>	40-26	W
1/21/21	DePauw	19-39	L
1/22/21	Notre Dame	23-36	L
1/25/21	Western Michigan	29-19	W
1/27/21	St. John's (Toledo)	20-21	L
1/28/21	Mount Union	30-28	W
1/29/21	Oberlin	21-23	L
2/1/21	<b>Notre Dame</b>	37-25	W
2/5/21	Michigan	24-37	L
2/7/21	<b>DePauw</b>	23-26	L
2/14/21	<b>Michigan Tech</b>	26-18	W
2/19/21	<b>Oberlin</b>	29-37	L
2/22/21	<b>Michigan</b>	10-17	L
2/25/21	Hope	27-23	W
2/26/21	Grand Rapids J.C.	20-11	W
3/2/21	<b>Bethany (WV)</b>	41-18	W
3/3/21	<b>Creighton</b>	27-20	W

## 1921-22

(11-13 Overall)

Date	Opponent	MSU-Opp	W/L
12/10/21	Wisconsin	13-27	L
12/29/21	<b>Carnegie Institute</b>	38-17	W
1/2/22	<b>Albion</b>	33-13	W
1/3/22	<b>Detroit School of Law</b>	56-6	W
1/4/22	<b>Alma</b>	43-17	W
1/6/22	Michigan	26-27	L
1/10/22	<b>Western Michigan</b>	28-20	W
1/14/22	<b>Eastern Michigan</b>	28-22	W
1/19/22	<b>Valparaiso</b>	30-21	W
1/21/22	<b>Kalamazoo</b>	28-39	L
1/25/22	<b>Central Michigan</b>	27-21	W
1/28/22	Oberlin	25-26	L
1/29/22	Ohio Wesleyan	22-25	L
1/31/22	Notre Dame	22-31	L
2/3/22	Creighton	30-41	L
2/4/22	Creighton	21-25	L
2/6/22	Lombard	14-26	L
2/16/22	<b>Notre Dame</b>	30-24	W
2/17/22	<b>Marquette</b>	19-26	L
2/22/22	<b>Michigan</b>	17-19	L
2/24/22	<b>Ohio Wesleyan</b>	17-29	L
2/27/22	<b>Creighton</b>	28-34	L
3/3/22	<b>Hope</b>	29-28	W
3/4/22	<b>Chicago YMCA College</b>	25-21	W

## FRED WALKER

1922-24 \* 20-19 (.513)



Little is known about Fred Walker except that he continued the streak of basketball coaches with winning career records, compiling a two-year mark of 20-19.

## 1922-23

(10-9 Overall)

Date	Opponent	MSU-Opp	W/L
12/9/22	<b>Notre Dame</b>	15-40	L
12/15/22	<b>Western Michigan</b>	8-17	L
12/22/22	<b>Valparaiso</b>	17-21	L
12/30/22	<b>Carnegie Institute</b>	37-29	W
1/3/23	Michigan	11-33	L
1/6/23	<b>St. Ignatius (Clev.)</b>	18-27	L
1/11/23	<b>Victoria</b>	33-10	W
1/13/23	<b>Eastern Michigan</b>	19-17	W
1/20/23	<b>Michigan</b>	13-29	L
1/27/23	<b>Central Michigan</b>	28-13	W
1/30/23	<b>Chicago YMCA College</b>	23-19	W
2/3/23	<b>Kalamazoo</b>	22-24	L
2/9/23	<b>Lake Forest</b>	26-18	W
2/12/23	<b>Armour Institute</b>	27-22	W
2/17/23	<b>Alma</b>	27-21	W
2/21/23	<b>St. Mary's</b>	43-15	W
2/28/23	Notre Dame	22-21	W
3/2/23	<b>St. Ignatius</b>	17-38	L
3/3/23	Oberlin	16-23	L



## YEAR-BY-YEAR RESULTS

## 1923-24

(10-10 Overall)

Date	Opponent	MSU-Opp	W/L
12/15/23	Adrian	25-12	W
12/18/23	St. Mary's	31-26	W
12/22/23	Chicago	17-21	L
12/28/23	Detroit Coll. of Law	25-14	W
1/3/24	Hope	22-7	W
1/5/24	Up. Canada Law Sch.	33-26	W
1/7/24	Carleton	12-27	L
1/11/24	Michigan	19-23	L
1/18/24	John Carroll	24-17	W
1/25/24	Notre Dame	18-35	L
1/28/24	Western Michigan	14-29	L
1/29/24	Central Michigan	21-20	W
2/1/24	Lombard	12-13	L
2/6/24	Michigan	20-31	L
2/12/24	Western Michigan	16-25	L
2/23/24	Detroit	31-17	W
2/26/24	St. Viator	25-27	L
2/29/24	Notre Dame	21-23	L
3/6/24	Valparaiso	22-12	W
3/8/24	Lake Forest	29-19	W

## JOHN KOB'S

1924-26 \* 11-26 (.297)



John Kobs is well-known as a successful baseball coach for MSC, but he also coached the basketball and hockey squads during his 42-year tenure with the Spartans.

The basketball coach for two seasons, he compiled a career record of 11-26. Before joining the Spartans, he was a star athlete at Hamline University where he earned an astounding 13 varsity letters in four sports: football, baseball, basketball and track. The MSU baseball stadium was named in his honor in 1969. He passed away in 1968 at the age of 69.

## 1924-25

(6-13 Overall)

Date	Opponent	MSU-Opp	W/L
12/10/24	Adrian	42-16	W
12/13/24	Michigan	10-26	L
12/20/24	Chicago	29-15	W
12/22/24	Northwestern	17-26	L
1/10/25	St. Mary's	13-21	L
1/13/25	St. Viator	18-23	L
1/16/25	Notre Dame	14-37	L
1/23/25	Western Michigan	20-21	L
1/30/25	Earlham	24-23	W
1/31/25	Franklin	14-36	L
2/3/25	Hope	19-20	L
2/11/25	Detroit	23-22	W
2/20/25	Franklin	16-28	L
2/25/25	Western Michigan	15-29	L
2/28/25	Oberlin	29-27	W
3/3/25	Notre Dame	10-42	L
3/16/25	John Carroll	14-30	L
3/7/25	Oberlin	16-25	L
3/14/25	MAC Alumni	43-19	W

## 1925-26

(5-13 Overall)

Date	Opponent	MSU-Opp	W/L
12/8/25	Olivet	36-13	W
12/12/25	Adrian	30-14	W
12/19/25	Chicago	28-21	W
12/21/25	Northwestern	13-42	L
1/1/26	Mercer (Ga.)	33-37	L
1/9/26	St. Viator	30-27	W
1/16/26	Michigan	15-38	L
1/22/26	Notre Dame	14-33	L
1/26/26	Detroit	10-16	L
1/30/26	Eastern Michigan	23-35	L
2/2/26	Detroit	22-29	L
2/6/26	Western Michigan	25-30	L
2/11/26	Marquette	25-29	L
2/13/26	Earlham	21-26	L
2/16/26	Notre Dame	25-40	L
2/19/26	Carnegie Institute	27-22	W
2/26/26	Western Michigan	15-38	L
3/6/26	MSC Alumni	38-40	L

## BENJAMIN VanALSTYNE

1926-49 \* 231-163 (.586)



Benjamin VanAlstyne holds many MSU coaching records. Some of these records include longest tenure (22 years) and most winning seasons (17). He is

third in career victories with 231. VanAlstyne was a graduate of Colgate, where he starred in football, baseball and basketball. He came to MSC in 1926 after five seasons at Ohio Wesleyan. VanAlstyne coached MSU's first All-American, Roger Grove, in 1930. Some of his greatest victories included a 27-26 victory over the University of Michigan in 1930 at the dedication of Demonstration Hall, and a 66-50 upset over Kentucky in 1945 that was named "Coca-Cola Upset of the Week." His 47-45 loss to Kentucky in 1948 set the record for the largest crowd in Jensen Field House history. After he finished his coaching career at MSC, VanAlstyne continued as the MSC golf coach, where he was also very successful. He left MSU in 1961 and passed away in 1972 at the age of 72.

## 1926-27

(7-11 Overall)

Date	Opponent	MSU-Opp	W/L
12/8/26	Adrian	33-29	W
12/11/26	Michigan	13-34	L
12/18/26	Chicago	24-33	L
12/20/26	Northwestern	22-34	L
1/8/27	Marquette	35-32	W
1/12/27	Albion	31-37	L
1/14/27	Butler	16-53	L
1/15/27	Concordia	45-25	W
1/19/27	Detroit	30-23	W
1/21/27	Lake Forest	39-30	W
1/22/27	Marquette	12-24	L
1/29/27	Notre Dame	15-36	L

1/31/27	Butler	23-29	L
2/9/27	Hope	46-31	W
2/12/27	Detroit	27-30	L
2/18/27	Pittsburgh	34-36	L
2/23/27	Notre Dame	22-34	L
2/25/27	MSC Alumni	36-24	W

## 1927-28

(11-4 Overall)

Date	Opponent	MSU-Opp	W/L
12/7/27	Adrian	30-25	W
12/10/27	Michigan	23-43	L
1/3/28	Ohio Northern	39-25	W
1/7/28	Hillsdale	58-24	W
1/13/28	Detroit	27-23	W
1/16/28	Coe	35-25	W
1/20/28	Loyola (Chicago)	21-23	L
1/21/28	Marquette	18-21	L
1/28/28	Notre Dame	25-29	L
1/30/28	Hope	36-21	W
2/3/28	Notre Dame	26-16	W
2/8/28	Albion	52-20	W
2/11/28	Kalamazoo	36-24	W
2/17/28	Detroit	17-13	W
2/25/28	Marquette	30-25	W

## 1928-29

(11-5 Overall)

Date	Opponent	MSU-Opp	W/L
12/7/28	Michigan	31-24	W
12/14/28	Hillsdale	47-15	W
1/2/29	Penn State	16-14	W
1/3/29	Cornell	38-24	W
1/7/29	Ohio Wesleyan	28-31	L
1/11/29	Marquette	29-19	W
1/18/29	Detroit	27-13	W
1/23/29	Notre Dame	24-29	L
1/26/29	Kalamazoo	30-22	W
2/1/29	Colgate	35-36	L
2/2/29	Syracuse	17-24	L
2/8/29	Hope	51-18	W
2/15/29	Detroit	40-15	W
2/22/29	Notre Dame	27-28	L
3/1/29	Lake Forest	49-16	W
3/4/29	Marquette	26-15	W

## 1929-30

(12-4 Overall)

Date	Opponent	MSU-Opp	W/L
1/1/30	Syracuse	19-21	L
1/4/30	Ohio Wesleyan	30-14	W
1/9/30	Detroit	26-20	W
1/16/30	Bethany	27-36	L
1/17/30	Carnegie Institute	35-23	W
1/22/30	Notre Dame	28-21	W
1/25/30	Detroit	21-18	W
1/28/30	Hope	55-16	W
1/31/30	Marquette	24-17	W
2/7/30	Kalamazoo	33-12	W
2/11/30	Bethany	36-32	W
2/14/30	Oberlin	24-10	W
2/15/30	Michigan	27-26	W
2/18/30	Notre Dame	17-29	L
2/21/30	Hillsdale	34-28	W
3/1/30	Marquette	14-21	L



# YEAR-BY-YEAR RESULTS

## 1930-31

(16-1 Overall)

Date	Opponent	MSU-Opp	W/L
12/13/30	Cincinnati	22-8	W
12/13/30	Michigan	22-32	L
12/29/30	Brigham Young	29-28	W
1/1/31	Ohio Wesleyan	25-17	W
1/9/31	Marquette	19-16	W
1/13/31	Xavier (Ohio)	32-19	W
1/16/31	Colgate	41-31	W
1/17/31	Colgate	50-30	W
1/23/31	Kalamazoo	46-10	W
1/27/31	Central State	31-18	W
1/30/31	Western Reserve	25-24	W
1/31/31	Oberlin	33-22	W
2/6/31	Alma	42-20	W
2/10/31	Detroit	34-16	W
2/14/31	Loyola (Chicago)	24-16	W
2/21/31	Detroit	16-11	W
2/28/31	Marquette	24-21	W

## 1931-32

(12-5 Overall)

Date	Opponent	MSU-Opp	W/L
12/3/31	Alma	39-12	W
12/12/31	Michigan	5-27	L
1/1/32	Ohio	29-15	W
1/2/32	Cornell	29-26	W
1/8/32	Western Reserve	17-15	W
1/9/32	Notre Dame	25-28	L
1/15/32	Xavier	22-20	W
1/19/32	Detroit	22-13	W
1/29/32	Colgate	30-21	W
1/30/32	Colgate	29-28	W
2/6/32	Kalamazoo	17-9	W
2/13/32	Michigan	14-13	W
2/15/32	Marquette	25-23	W
2/17/32	Detroit	35-34	W
2/20/32	Xavier	24-31	L
2/23/32	Notre Dame	20-28	L
2/25/32	Marquette	18-43	L

## 1932-33

(10-7 Overall)

Date	Opponent	MSU-Opp	W/L
12/3/32	Albion	31-29	W
12/10/32	Michigan	20-17	W
12/30/32	Wisconsin	16-26	L
1/3/33	Syracuse	23-16	W
1/9/33	Notre Dame	19-34	L
1/12/33	Marquette	28-32	L
1/16/33	Buffalo	29-18	W
1/17/33	Colgate	40-26	W
1/21/33	Olivet	35-13	W
1/27/33	Xavier	19-16	W
1/28/33	Mieji U. (Japan)	63-15	W
2/4/33	Kalamazoo	29-12	W
2/11/33	Michigan	16-28	L
2/15/33	Detroit	30-28	W
2/18/33	Detroit	16-27	L
2/24/33	Notre Dame	25-30	L
2/25/33	Marquette	21-28	L

## 1933-34

(12-5 Overall)

Date	Opponent	MSU-Opp	W/L
12/4/33	Olivet	23-16	W
12/9/33	Michigan	26-25	W
1/2/34	Mississippi State	35-25	W
1/6/34	Notre Dame	33-34	L
1/12/34	Buffalo	37-30	W
1/13/34	Syracuse	21-27	L
1/18/34	Marquette	24-26	L
1/22/34	Eastern Michigan	34-27	W
1/26/34	Central Michigan	32-27	W
2/3/34	Loyola (Chicago)	36-15	W
2/5/34	Wisconsin	23-22	W
2/10/34	Michigan	33-26	W
2/14/34	Detroit	27-20	W
2/17/34	Detroit	28-22	W
2/21/34	Notre Dame	19-28	L
2/23/34	Marquette	16-40	L
2/24/34	Loyola (Chicago)	22-20	W

## 1934-35

(14-4 Overall)

Date	Opponent	MSU-Opp	W/L
12/1/34	Central Michigan	43-14	W
12/5/34	Kalamazoo	30-25	W
12/15/34	Michigan	25-31	L
12/22/34	Northwestern	26-39	L
12/24/34	Loyola (Chicago)	26-19	W
12/27/34	Stanford	25-18	W
12/31/34	Wisconsin	21-23	L
1/4/35	Wayne State	31-17	W
1/8/35	Eastern Michigan	35-14	W
1/12/35	Western Reserve	34-33	W
1/17/35	Marquette	30-29	W
1/21/35	Hillsdale	45-24	W
1/24/35	Eastern Michigan	53-28	W
1/26/35	Wayne State	37-20	W
2/4/35	Western Reserve	36-17	W
2/9/35	Michigan	30-28	W
2/13/35	Kentucky	32-26	W
2/18/35	Marquette	17-20	L

## 1935-36

(8-9 Overall)

Date	Opponent	MSU-Opp	W/L
12/2/35	Albion	36-28	W
12/6/35	Wisconsin	21-26	L
12/14/35	Michigan	24-35	L
12/21/35	Northwestern	25-29	L
12/30/35	West Virginia	25-24	W
1/1/36	Syracuse	34-38	L
1/3/36	Temple	24-47	L
1/8/36	Kalamazoo	32-14	W
1/10/36	Loyola (Chicago)	32-20	W
1/17/36	Marquette	20-21	L
1/18/36	Marquette	35-31	W
1/21/36	Kentucky	19-27	L
1/25/36	Eastern Michigan	37-24	W
1/29/36	Eastern Michigan	18-15	W
2/1/36	Butler	21-24	L
2/15/36	Michigan	23-41	L
2/22/36	Marquette	29-28	W

## 1936-37

(5-12 Overall)

Date	Opponent	MSU-Opp	W/L
12/9/36	Albion	32-22	W
12/12/36	Michigan	21-34	L
1/2/37	Kentucky	21-28	L
1/6/37	Kalamazoo	39-18	W
1/8/37	Case	34-38	L
1/9/37	Geneva	42-41	W
1/14/37	Kentucky	24-23	W
1/16/37	Marquette	25-32	L
1/19/37	Syracuse	36-30	W
1/23/37	Northwestern	29-44	L
1/26/37	Hawaiian All-Stars	24-25	L
1/29/37	Hope	21-25	L
2/6/37	Wisconsin	17-22	L
2/8/37	Butler	21-27	L
2/13/37	Michigan	31-38	L
2/16/37	DePaul	21-23	L
2/20/37	Marquette	26-31	L

## 1937-38

(9-8 Overall)

Date	Opponent	MSU-Opp	W/L
12/9/37	Hope	51-27	W
12/11/37	Michigan	40-43	L
12/22/37	Iowa	52-37	W
12/30/37	Missouri	43-33	W
1/1/38	Case	48-34	W
1/5/38	California	29-31	L
1/8/38	Kentucky	43-38	W
1/11/38	Hawaiian All-Stars	55-31	W
1/14/38	Buffalo	65-35	W
1/15/38	Syracuse	46-59	L
1/22/38	Marquette	24-41	L
1/28/38	Butler	21-15	W
2/5/38	Wisconsin	27-30	L
2/7/38	Kentucky	27-44	L
2/12/38	Michigan	41-35	W
2/19/38	Marquette	26-40	L
2/21/38	Notre Dame	32-48	L

## 1938-39

(9-8 Overall)

Date	Opponent	MSU-Opp	W/L
12/7/38	Kalamazoo	36-26	W
12/10/38	Michigan	34-41	L
12/17/38	Oberlin	58-23	W
12/28/38	Penn State	35-21	W
12/31/38	Indiana	33-37	L
1/2/39	Loyola (Chicago)	44-46	L
1/7/39	Central Michigan	29-24	W
1/14/39	Western Reserve	36-21	W
1/21/39	Butler	33-34	L
1/23/39	Tennessee	35-31	W
1/28/39	Butler	39-29	W
2/4/39	Wisconsin	37-39	L
2/11/39	Michigan	25-30	L
2/13/39	Marquette	35-29	W
2/15/39	Temple	29-25	W
2/20/39	Marquette	36-38	L
2/24/39	Wayne State	33-40	L

## YEAR-BY-YEAR RESULTS

## 1939-40

(14-6 Overall)

Date	Opponent	MSU-Opp	W/L
12/4/39	Kalamazoo	42-22	W
12/9/39	Michigan	27-33	L
12/16/39	Washington State	52-44	W
12/18/39	Creighton	32-30	W
12/19/39	Creighton	38-21	W
12/22/39	California	37-41	L
12/27/39	Oregon State	33-38	L
12/28/39	Oregon State	36-26	W
1/1/40	Loyola (Chicago)	30-22	W
1/6/40	*Tennessee	29-20	W
1/8/40	Syracuse	31-29	W
1/15/40	Marquette	48-19	W
1/20/40	Michigan	27-32	L
1/26/40	Long Island	25-34	L
1/27/40	Temple	40-42	L
1/29/40	Baltimore	39-28	W
2/3/40	Wisconsin	48-41	W
2/14/40	Wayne State	46-29	W
2/24/40	Marquette	21-17	W
3/1/40	Temple	44-28	W

\* First game played at Jenison Field House

## 1940-41

(11-6 Overall)

Date	Opponent	MSU-Opp	W/L
12/2/40	Kalamazoo	48-29	W
12/7/40	Michigan	14-42	L
12/21/40	Ohio State	46-38	W
12/23/40	Iowa	34-40	L
12/30/40	Creighton	29-37	L
12/31/40	Creighton	34-29	W
1/4/41	Long Island	31-26	W
1/6/41	Temple	37-35	W
1/10/41	Marquette	25-18	W
1/13/41	Temple	23-22	W
1/18/41	West Virginia	44-35	W
1/25/41	Notre Dame	39-46	L
2/8/41	West Virginia	31-40	L
2/12/41	Michigan	35-32	W
2/19/41	Long Island	23-24	L
2/22/41	Marquette	37-36	W
3/1/41	Notre Dame	44-35	W

## 1941-42

(15-6 Overall)

Date	Opponent	MSU-Opp	W/L
12/2/41	Ft. Custer Officers	50-29	W
12/8/41	Central Michigan	29-23	W
12/13/41	Michigan	20-37	L
12/20/41	South Carolina	41-29	W
12/24/41	Harvard	39-28	W
12/27/41	Syracuse	33-31	W
12/29/41	Rochester	27-28	L
1/2/42	Washington	42-45	L
1/6/42	Great Lakes N.T.S.	33-31	W
1/10/42	Western Reserve	51-22	W
1/16/42	Marquette	51-40	W
1/22/42	Cincinnati	37-30	W
1/24/42	Notre Dame	49-52	L
1/26/42	Butler	40-39	W
1/31/42	Detroit	32-28	W
2/6/42	Cincinnati	36-30	W
2/7/42	Butler	36-38	L
2/11/42	Michigan	57-34	W
2/16/42	Detroit	37-39	L
2/21/42	Marquette	47-45	W
2/28/42	Notre Dame	46-43	W

## 1942-43

(2-14 Overall)

Date	Opponent	MSU-Opp	W/L
12/7/42	Michigan	31-36	L
12/29/42	Oregon State	29-33	L
1/1/43	Harvard	28-31	L
1/4/43	Michigan	26-29	L
1/9/43	Great Lakes N.T.S.	34-38	L
1/11/43	Marquette	32-41	L
1/13/43	Minnesota	32-46	L
1/19/43	Dearborn N.T.S.	55-24	W
1/23/43	DePaul	37-45	L
1/29/43	Camp Grant	31-39	L
2/4/43	Romulus A.A.B.	69-27	W
2/6/43	Notre Dame	34-45	L
2/11/43	Great Lakes N.T.S.	39-56	L
2/15/43	Marquette	36-47	L
2/20/43	Camp Grant	31-43	L
2/27/43	Notre Dame	42-45	L

## 1943-44

Season suspended because of World War II

## 1944-45

(9-7 Overall)

Date	Opponent	MSU-Opp	W/L
12/2/44	Drake	44-36	W
12/9/44	Ohio State	31-58	L
12/28/44	Ohio State	31-67	L
12/30/44	Iowa	29-66	L
1/6/45	Cincinnati	37-39	L
1/8/45	Albion	72-36	W
1/12/45	Cincinnati	50-54	L
1/13/45	Kentucky	35-66	L
1/18/45	Eastern Michigan	75-31	W
1/20/45	Wayne State	47-38	W
1/22/45	Albion	58-38	W
1/27/45	*Temple	47-64	L
2/5/45	Kentucky	66-50	W
2/14/45	Detroit	53-29	W
2/19/45	Kalamazoo	81-26	W
2/24/45	Detroit	62-38	W

\* at Buffalo, N.Y.

## 1945-46

(12-9 Overall)

Date	Opponent	MSU-Opp	W/L
12/1/45	Michigan	39-47	L
12/5/45	Great Lakes N.T.S.	49-53	L
12/24/45	Minnesota	50-48	W
12/27/45	Ohio State	42-62	L
1/2/46	Syracuse	76-48	W
1/5/46	Cincinnati	69-38	W
1/7/46	Michigan	49-36	W
1/12/46	Kentucky	44-55	L
1/15/46	Wayne State	43-37	W
1/18/46	DePaul	52-58	L
1/23/46	Detroit	40-38	W
1/31/46	Notre Dame	57-62	L
2/2/46	Kentucky	51-59	W
2/4/46	Cincinnati	69-39	W
2/7/46	Wayne State	46-45	W
2/9/46	Detroit	58-46	W
2/11/46	Great Lakes N.T.S.	58-59	L
2/16/46	Ohio State	64-41	W
2/20/46	Notre Dame	54-56	L
2/23/46	Wisconsin	59-48	W
3/1/46	Wisconsin	56-52	W

## 1946-47

(11-10 Overall)

Date	Opponent	MSU-Opp	W/L
12/7/46	Michigan	29-51	L
12/20/46	Stanford	57-45	W
12/28/46	Wayne State	52-25	W
12/31/46	Syracuse	61-57	ot W
1/2/47	Arizona	43-45	L
1/4/47	Georgia Tech	62-52	W
1/6/47	Marquette	53-51	W
1/11/47	Detroit	52-44	W
1/14/47	Notre Dame	56-74	L
1/18/47	Minnesota	59-73	L
1/20/47	Wisconsin	48-58	L
1/25/47	DePaul	45-52	L
1/27/47	Kentucky	36-86	L
2/1/47	Wayne State	49-36	W
2/3/47	Marquette	56-55	W
2/8/47	Notre Dame	54-70	L
2/11/47	Virginia	51-46	W
2/15/47	Ohio State	46-58	L
2/19/47	Detroit	55-48	W
2/22/47	Boston College	70-49	W
3/1/47	Michigan	47-59	L

## 1947-48

(12-10 Overall)

Date	Opponent	MSU-Opp	W/L
12/18/47	Michigan	43-38	W
12/20/47	Purdue	48-50	L
12/23/47	Indiana	64-60	W
12/27/47	Wayne State	57-55	W
12/29/47	Harvard	53-47	ot W
1/3/48	Washington (St. Louis)	46-45	W
1/5/48	Missouri	44-46	L
1/10/48	Kentucky	45-47	L
1/13/48	Marquette	57-54	W
1/17/48	Western Reserve	65-57	W
1/20/48	Detroit	52-34	W
1/24/48	DePaul	42-52	L
1/26/48	Detroit	66-31	W
1/31/48	Minnesota	63-69	L
2/3/48	DePaul	49-63	L
2/9/48	Wisconsin	39-51	L
2/14/48	Marquette	53-48	W
2/17/48	Notre Dame	44-51	L
2/21/48	Ohio State	50-72	L
2/24/48	Notre Dame	54-50	W
2/28/48	Wayne State	63-49	W
3/6/48	Michigan	28-69	L



# YEAR-BY-YEAR RESULTS

## 1948-49

(9-12 Overall)

Date	Opponent	MSU-Opp	W/L
11/27/48	Alma	46-33	W
11/27/48	Hillsdale	53-43	W
12/4/48	Michigan	33-66	L
12/6/48	Indiana	36-48	L
12/18/48	Iowa	49-43	W
12/20/48	Cornell	45-56	L
12/29/48	Mississippi State	74-28	W
1/7/49	Marquette	48-68	L
1/10/49	Detroit	66-49	W
1/14/49	Western Reserve	44-43	W
1/17/49	Detroit	34-35	L
1/22/49	Wayne State	37-35 2ot	W
1/27/49	Wayne State	63-48	W
1/31/49	Michigan	38-49	L
2/3/49	Notre Dame	47-63	L
2/5/49	Marquette	42-59	L
2/12/49	Purdue	48-66	L
2/19/49	Virginia	62-43	W
2/21/49	Minnesota (-/6)	47-57	L
2/23/49	Notre Dame	41-43	L
2/28/49	Ohio State (-/18)	51-70	L

## ALTON KIRCHER

1949-50 \* 4-18 (.182)



Alton Kircher took over the head coaching position from coach Ben VanAlstyne after six seasons as an assistant. He coached for only one season, posting a 4-18 mark.

Kircher was one of MSC's greatest all-around athletes, serving as the starting quarterback on the football team, captain of the basketball team and playing on the baseball team. He would later coach at Washington State.

## 1949-50

(4-18 Overall)

Date	Opponent	MSU-Opp	W/L
12/3/49	Michigan	49-52	L
12/5/49	Iowa	53-73	L
12/10/49	Indiana	58-73	L
12/17/49	Missouri	54-73	L
12/22/49	Georgia Tech	60-68	L
12/23/49	Northwestern	46-68	L
12/28/49	*Harvard	57-68	L
12/29/49	*Cornell	61-54	W
1/2/50	Indiana	50-60	L
1/7/50	Notre Dame	65-76	L
1/9/50	Detroit	55-66	L
1/13/50	Marquette	81-64	W
1/18/50	Notre Dame	65-71	L
1/23/50	Minnesota (-/16)	56-73	L
1/28/50	Western Reserve	54-57	L
2/4/50	Purdue	53-69	L
2/6/50	Wisconsin (-/17)	47-66	L
2/11/50	Ohio State (-/4)	43-87	L
2/14/50	Detroit	57-54	W
2/17/50	Wayne State	68-44	W
2/20/50	Michigan	53-70	L
2/25/50	Marquette	58-75	L

\* Holiday Tournament (East Lansing)

## PETE NEWELL

1950-54 \* 45-42 (.517)



Pete Newell came to Michigan State College in 1950 with the challenge of leading the Spartans into the world of Big Ten Basketball. In Newell's first season at MSC, he led the Spartans to a

victory in their first Big Ten game, a 67-62 win over Northwestern. Born in Vancouver, British Columbia, in 1915, Newell was a star center and baseball player at Loyola University in Los Angeles. After five years in the military, Newell took a head coaching job at the University of San Francisco where he led his 1949 squad to a National Invitational Tournament title. His 1951-52 MSU squad was the first Spartan team to be ranked in The Associated Press poll, and also registered a win over No. 14 Notre Dame, the first win over a ranked opponent in school history. One of his biggest wins was a 1952 defeat of No. 2-ranked Kansas State. His best season was in 1952-53, when he led MSC to a third-place conference finish. After four seasons and an overall record of 45-42, Newell headed west to coach the University of California, where he won a national title in 1959. A year later, he led a group of college all-stars to the gold medal in the 1960 Rome Olympics, becoming the first coach to win NIT, NCAA and Olympic Championships. In 1979 he was inducted into the Basketball Hall of Fame. After coaching, he remained active by hosting the Big Man Camp during the summer and consulting for different pro teams. He passed away in 2008 at the age of 93.

## 1950-51

(10-11 Overall; 5-9 - 7th Big Ten)

Date	Opponent	MSU-Opp	W/L
12/2/50	Wayne State	51-50	W
12/5/50	Detroit	45-31	W
12/19/50	Marquette	74-42	W
12/29/50	*Penn State	51-44	W
12/30/50	*Princeton	46-52	L
1/6/51	#Northwestern	67-62	W
1/8/51	Wisconsin	52-53	L
1/13/51	Indiana	37-47	L
1/15/51	Iowa	42-46	L
1/20/51	Michigan	49-36	W
1/25/51	Notre Dame	60-43	W
1/27/51	Ohio State	49-58	L
1/29/51	Purdue	55-59	ot L
2/5/51	Minnesota	50-44	W
2/12/51	Northwestern	52-48	W
2/17/51	Michigan	43-32	W
2/19/51	Notre Dame	46-56	L
2/24/51	Wisconsin	29-35	L
2/26/51	Minnesota	39-56	L
3/3/51	Iowa	52-65	L
3/5/51	Illinois (-/6)	43-49	L

\* Holiday Tournament (East Lansing)  
# First Big Ten game for MSU

## 1951-52

(13-9 Overall; 6-8 - T-5th Big Ten)

Date	Opponent	MSU-Opp	W/L
12/1/51	Wayne State	52-43	W
12/13/51	Denver	50-48	W
12/15/51	Marquette	53-47	W
12/18/51	Detroit	52-47	W
12/28/51	*Dartmouth	47-42	W
12/29/51	*Princeton	52-46	W
1/2/52	Notre Dame (20/14)	66-52	W
1/5/52	Iowa (20/-)	60-61	L
1/7/52	Northwestern (20/-)	82-49	W
1/12/52	Minnesota (19/-)	49-55	L
1/15/52	Notre Dame	48-56	L
1/19/52	Michigan	36-50	L
1/21/52	Wisconsin	50-39	W
1/26/52	Purdue	56-47	W
2/2/52	Northwestern	76-86	L
2/9/52	Ohio State	70-52	W
2/11/52	Illinois	62-84	L
2/16/52	Wisconsin	57-55	W
2/18/52	Minnesota	58-60	L
2/25/52	Iowa	52-64	L
3/1/52	Michigan	80-59	W
3/3/52	Indiana	67-70	L

\* Holiday Tournament (East Lansing)

## 1952-53

(13-9 Overall; 11-7 - T-3rd Big Ten)

Date	Opponent	MSU-Opp	W/L
12/6/52	Marquette	62-51	W
12/19/52	*UCLA (-/12)	55-60	L
12/20/52	*Kansas State (-/2)	80-63	W
12/27/52	Northwestern	52-47	W
12/30/52	Minnesota (-/9)	47-64	L
1/3/53	Ohio State	68-57	W
1/5/53	Indiana (-/12)	62-69	L
1/10/53	Iowa	68-61	W
1/17/53	Michigan	66-64	W
1/19/53	Illinois (-/4)	64-76	L
1/24/53	Northwestern	76-63	W
1/31/53	Minnesota	64-60	W
2/7/53	Ohio State	62-73	L
2/9/53	Iowa	60-48	W
2/14/53	Indiana (-/2)	50-65	L
2/16/53	Notre Dame	64-72	L
2/21/53	Purdue	68-57	W
2/23/53	Wisconsin	53-45	W
2/28/53	Purdue	77-72	W
3/2/53	Illinois (-/10)	53-66	L
3/7/53	Michigan	55-52	W
3/9/53	Wisconsin	51-58	L

\* Holiday Tournament (East Lansing)



## YEAR-BY-YEAR RESULTS

## 1953-54

(9-13 Overall; 4-10 - 8th Big Ten)

Date	Opponent	MSU-Opp	W/L
12/5/53	Creighton	88-51	W
12/17/53	Marquette	65-60	W
12/19/53	MUSC	81-63	W
12/22/53	Pittsburgh	83-51	W
12/30/53	USC	73-75	L
12/31/53	UCLA (-/14)	57-67	L
1/4/54	Iowa	63-73	L
1/5/54	Kansas State	78-63	W
1/9/54	Illinois (-/15)	60-59	W
1/16/54	Michigan	62-64	L
1/18/54	Wisconsin	53-57	L
1/23/54	Ohio State	83-76	W
1/30/54	Minnesota (-/8)	71-79	L
2/1/54	Northwestern	65-62	W
2/6/54	Indiana (-/3)	74-79	L
2/9/54	Notre Dame	71-74	L
2/13/54	Purdue	50-64	L
2/20/54	Indiana (-/3)	61-63	L
2/22/54	Northwestern	71-80	L
2/27/54	Iowa (-/20)	48-60	L
3/1/54	Wisconsin	56-79	L
3/6/54	Michigan	76-61	W

## FORREST ANDERSON

1954-65 \* 125-124 (.502)



Forrest Anderson led MSU to its first two Big Ten titles in 1956-57 and 1958-59. A native of Gary, Ind., Anderson starred at Stanford, earning a spot in the school's

Hall of Fame. He coached at Drake and Bradley before coming to MSC. From 1954-59, he led the Spartans to a record of 77-38, 46-24 in the Big Ten, including two conference championships, led by stars like Julius McCoy, Johnny Green, Jack Quiggle, and Horace Walker. In 1957, he led MSU to its first Final Four appearance, beating powerhouse Kentucky along the way. Two years later, he led the Spartans to the Midwest Regional Finals. His 1963-64 squad set school records for highest scoring average, most 100-point games and second-highest scoring game, a 118-100 victory over Oklahoma. When Anderson's stint at MSU came to an end in 1965, he became a scout in the NBA. Anderson holds the distinction of being the first coach in NCAA history to take two different teams to the Final Four.

## 1954-55

(13-9 Overall; 8-5 - 4th Big Ten)

Date	Opponent	MSU-Opp	W/L
12/1/54	Marquette	91-72	W
12/4/54	Detroit	78-84	L
12/17/54	Princeton	79-67	W
12/18/54	Pennsylvania	67-73	L
12/22/54	DePaul	75-76	L
12/30/54	Penn State	85-74	W
1/3/55	Ohio State (-/20)	76-83	L
1/8/55	Wisconsin	94-77	W
1/10/55	Iowa (-/14)	81-94	L
1/15/55	Michigan	84-82	W
1/17/55	Indiana	79-88	L
1/22/55	Minnesota (-/14)	87-75	W
1/29/55	DePaul	88-72	W
1/31/55	Purdue	79-72	W
2/5/55	Wisconsin	73-70	W
2/7/55	Notre Dame	93-79	W
2/12/55	Northwestern	54-56	L
2/14/55	Illinois (-/10)	72-90	L
2/19/55	Iowa (-/15)	69-78	L
2/21/55	Northwestern	71-69	W
2/28/55	Indiana	93-77	W
3/5/55	Michigan	83-68	W

## 1955-56

(13-9 Overall; 7-7 - 5th Big Ten)

Date	Opponent	MSU-Opp	W/L
12/13/55	Southern Illinois	99-71	W
12/17/55	Pittsburgh	82-81	W
12/21/55	Notre Dame	84-78	W
12/23/55	Wyoming	72-62	W
12/29/55	*Maryland (16/-)	95-75	W
12/30/55	*George Wash. (16/12)	62-65	L
1/2/56	Illinois (16/9)	65-73	L
1/7/56	Iowa (20/-)	65-64	W
1/14/56	Purdue	62-66	L
1/16/56	Indiana (-/12)	70-79	L
1/21/56	Minnesota	80-69	W
1/28/56	Ohio State	94-91	W
2/1/56	Detroit	85-78	W
2/6/56	Michigan	86-76	W
2/8/56	Marquette	81-90	L
2/13/56	Minnesota	73-77	L
2/18/56	Illinois (-/3)	76-96	L
2/20/56	Northwestern	96-93	W
2/25/56	Purdue	56-63	L
2/27/56	Wisconsin	89-82	W
3/3/56	Ohio State	84-96	L
3/5/56	Michigan	76-75	W

\* Maryland Tournament (College Park, Md. - 2nd Place)

## 1956-57

## NCAA Final Four

## Big Ten Champions

## #11 AP/#7 UPI

(16-10 Overall; 10-4 - T-1st Big Ten)

Date	Opponent	MSU-Opp	W/L
12/1/56	Iowa State	53-60	L
12/8/56	Brigham Young	79-61	W
12/17/56	Butler	79-83	L
12/22/56	Marquette	92-65	W
12/27/56	*Nebraska	79-65	W
12/28/56	*Colorado	87-90	L
12/29/56	*Oklahoma	76-74	W
1/5/57	Purdue	71-72	L
1/7/57	Michigan	69-70	L
1/15/57	Notre Dame	76-86	L
1/19/57	Ohio State (-/17)	51-70	L
1/26/57	Minnesota	72-59	W
1/28/57	Ohio State (-/12)	73-64	W
2/2/57	Northwestern	77-63	W
2/9/57	Illinois (-/15)	70-64	W
2/11/57	Purdue (-/17)	68-66	W
2/16/57	Iowa	77-67	W
2/18/57	Illinois (-/16)	89-83	W
2/23/57	Minnesota	70-65	W
2/25/57	Wisconsin	78-62	W
3/2/57	Indiana (-/10)	76-61	W
3/4/57	Michigan	72-81	L
3/15/57	**Notre Dame (11/17)	85-83	W
3/16/57	**Kentucky (11/3)	80-68	W
3/22/57	**North Carolina (11/1)	70-74 3otL	
3/23/57	**San Francisco (11/-)	60-67	L

\* Big Seven Classic (Kansas City, Mo. - 3rd place)

\*\* NCAA Tournament (Lexington, Ky.)

\*\*\* NCAA Final Four (Kansas City, Mo.)

## 1957-58

(16-6 Overall; 9-5 - 3rd Big Ten)

Date	Opponent	MSU-Opp	W/L
12/2/57	Butler (7/-)	74-55	W
12/6/57	Detroit (7/-)	71-59	W
12/14/57	Colorado (9/-)	84-44	W
12/21/57	Notre Dame (8/-)	79-72	W
12/23/57	Iowa State (8/-)	57-51	W
12/27/57	*UCLA (8/-)	63-61	W
12/28/57	*USC (8/-)	77-67	W
12/30/57	Washington (8/-)	69-71	L
1/4/58	Ohio State (8/-)	56-70	L
1/11/58	Purdue (14/-)	84-75	W
1/18/58	Northwestern (18/-)	83-78	W
1/20/58	Wisconsin (18/-)	52-66	L
1/25/58	Northwestern (15/-)	74-60	W
2/1/58	Minnesota (15/-)	88-64	W
2/8/58	Indiana (15/-)	79-82	L
2/10/58	Iowa (15/-)	90-84	W
2/15/58	Illinois (19/-)	69-56	W
2/17/58	Michigan (19/-)	79-69	W
2/22/58	Wisconsin (12/-)	93-59	W
2/24/58	Purdue (12/-)	70-72	L
3/1/58	Iowa (15/-)	83-65	W
3/8/58	Indiana (12/-)	72-75	L

\* Holiday Tournament (Los Angeles, Calif.)



# YEAR-BY-YEAR RESULTS

## 1958-59

### NCAA Tournament

### Big Ten Champions

### #7 AP/#3 UPI

(19-4 Overall; 12-2 - 1st Big Ten)

Date	Opponent	MSU-Opp	W/L
12/6/58	Detroit (15/-)	88-51	W
12/8/58	Butler (15/-)	72-46	W
12/17/58	Notre Dame (11/-)	74-56	W
12/20/58	Nebraska (11/-)	80-55	W
12/29/58	*Duke (9/-)	82-57	W
12/30/58	*North Carolina (7/4)	75-58	W
12/31/58	*North Carolina St. (7/5)	61-70	L
1/3/59	Indiana (7/-)	79-77	W
1/5/59	Iowa (7/-)	68-80	L
1/10/59	Illinois (5/20)	97-96	W
1/17/59	MSU Alumni	63-56	W
1/19/59	Ohio State (8/-)	92-77	W
1/24/59	Minnesota (8/-)	82-76	W
1/31/59	Northwestern (8/-)	81-72	W
2/2/59	Wisconsin (8/-)	88-57	W
2/7/59	Purdue (7/-)	81-85	L
2/14/59	Michigan (12/-)	103-91	W
2/16/59	Northwestern (12/-)	71-68	W
2/21/59	Purdue (9/20)	94-87	W
2/28/59	Indiana (8/-)	86-82	W
3/2/59	Wisconsin (6/-)	93-73	W
3/7/59	Iowa (6/-)	84-74	W
3/13/59	**Marquette (7/20)	74-69	W
3/14/59	**Louisville (7/-)	81-88	L

\* Duke Classic (Raleigh, N.C. - 2nd place)

\*\* NCAA Tournament (Raleigh, N.C.)

## 1959-60

(10-11 Overall; 5-9 - 8th Big Ten)

Date	Opponent	MSU-Opp	W/L
12/3/59	Bowling Green (11/-)	96-67	W
12/5/59	Notre Dame (11/-)	61-56	W
12/17/59	Nebraska (11/-)	82-80	W
12/19/59	Wyoming (11/-)	82-72	W
12/21/59	Brigham Young (11/-)	75-79	L
12/23/59	California (11/4)	60-71	L
12/28/59	Butler (11/-)	85-80	W
1/2/60	Wisconsin	91-79	W
1/9/60	Michigan	89-58	W
1/11/60	Iowa	79-92	L
1/16/60	Illinois (-/14)	88-96	L
1/23/60	Iowa (-/15)	90-80	W
1/30/60	Ohio State (-/5)	79-111	L
2/1/60	Minnesota	84-63	W
2/6/60	Purdue	65-68	L
2/8/60	Illinois (-/19)	78-77	W
2/13/60	Minnesota	73-82	L
2/20/60	Ohio State (-/4)	83-84	L
2/22/60	Northwestern	69-71	L
2/27/60	Michigan	65-72	L
3/5/60	Indiana (-/12)	80-86	L

## 1960-61

(7-17 Overall; 3-11 - 9th Big Ten)

Date	Opponent	MSU-Opp	W/L
12/3/60	Butler	77-71	W
12/5/60	Bowling Green	70-67	W
12/16/60	Kansas (-/16)	69-93	L
12/17/60	Kansas State (-/20)	82-104	L
12/22/60	Iowa State	92-81	W

12/28/60	*UCLA (-/16)	61-98	L
12/29/60	*Stanford	80-81	2ot L
12/30/60	*Minnesota	77-83	L
1/7/61	Wisconsin	71-74	L
1/9/61	Indiana	55-79	L
1/14/61	Iowa (-/6)	72-86	L
1/16/61	Michigan	81-69	W
1/21/61	Northwestern	62-77	L
1/23/61	Minnesota	70-89	L
1/30/61	Illinois	92-93	L
2/4/61	Notre Dame	71-79	L
2/5/61	Notre Dame	89-74	W
2/11/61	Ohio State (-/1)	62-83	L
2/13/61	Michigan	67-78	L
2/18/61	Minnesota	72-75	L
2/20/61	Illinois	90-80	W
2/25/61	Purdue	74-85	L
3/4/61	Ohio State (-/1)	83-91	L
3/6/61	Iowa (-/6)	74-64	W

\* Los Angeles Classic (Los Angeles, Calif. - 8th place)

## 1961-62

(8-14 Overall; 3-11 - T-9th Big Ten)

Date	Opponent	MSU-Opp	W/L
12/2/61	Notre Dame	75-59	W
12/9/61	Tulsa	90-70	W
12/16/61	Notre Dame	72-73	L
12/18/61	South Carolina	99-91	W
12/23/61	Butler	77-72	W
12/28/61	*Oregon	59-71	L
12/29/61	*Portland	74-60	W
12/30/61	*California	72-85	L
1/6/62	Indiana	71-76	L
1/8/62	Wisconsin	78-83	L
1/13/62	Illinois	65-66	L
1/15/62	Purdue	74-89	L
1/20/62	Michigan	80-74	W
1/22/62	Minnesota	84-79	W
1/27/62	Northwestern	70-71	L
2/3/62	Purdue	64-86	L
2/10/62	Wisconsin	72-77	L
2/17/62	Ohio State (-/1)	72-80	L
2/19/62	Iowa	51-59	W
2/24/62	Indiana	97-85	W
2/26/62	Northwestern	64-71	L
3/3/62	Minnesota	91-98	L

\* Far West Classic (Portland, Ore. - 6th place)

## 1962-63

(4-16 Overall; 3-11 - 9th Big Ten)

Date	Opponent	MSU-Opp	W/L
12/1/62	Kansas State	56-66	L
12/4/62	Notre Dame	85-92	L
12/8/62	Kansas	81-62	W
12/19/62	Wichita	69-80	L
12/21/62	Utah	79-88	L
12/22/62	Utah State	87-102	L
1/5/63	Indiana	84-96	L
1/12/63	Wisconsin	75-68	W
1/19/63	Northwestern	80-68	W
1/21/63	Iowa	59-60	L
1/26/63	Minnesota	61-59	W
2/2/63	Michigan	71-72	L
2/4/63	Purdue	81-103	L
2/9/63	Illinois (-/4)	86-91	L
2/16/63	Minnesota	70-75	L
2/18/63	Ohio State (-/8)	77-87	L
2/23/63	Indiana	94-113	L

3/2/63	Wisconsin	89-92	ot L
3/4/63	Purdue	93-94	L
3/9/63	Northwestern	83-100	L

## 1963-64

(14-10 Overall; 8-6 - T-4th Big Ten)

Date	Opponent	MSU-Opp	W/L
11/30/63	Notre Dame	109-86	W
12/4/63	Western Michigan	101-100	W
12/7/63	Bowling Green St.	104-81	W
12/14/63	Pennsylvania	87-75	W
12/18/63	Tulsa	88-89	L
12/20/63	*California	68-78	L
12/21/63	*Oklahoma	118-100	W
12/23/63	Brigham Young	90-95	L
12/28/63	Butler	76-65	W
1/4/64	Illinois	66-87	L
1/6/64	Wisconsin	106-90	W
1/11/64	Indiana	107-103	W
1/14/64	Minnesota	82-103	L
1/18/64	Notre Dame	80-95	L
1/25/64	Michigan (-/2)	77-91	L
1/27/64	Ohio State	102-99	W
2/1/64	Michigan (-/2)	79-95	L
2/3/64	Purdue	98-101	L
2/8/64	Northwestern	86-93	L
2/15/64	Iowa	107-82	W
2/17/64	Illinois	85-82	W
2/22/64	Iowa	107-89	W
2/29/64	Northwestern	107-97	W
3/7/64	Ohio State	81-80	W

\* Sun Devil Classic (Tempe, Ariz. - 3rd place)

## 1964-65

(5-18 Overall; 1-13 - 10th Big Ten)

Date	Opponent	MSU-Opp	W/L
12/3/64	Notre Dame	82-76	W
12/5/64	Western Michigan	89-80	W
12/8/64	Notre Dame	93-100	L
12/12/64	Drake	75-91	L
12/19/64	Butler	89-90	L
12/22/64	Loyola (La.)	94-70	W
12/28/64	*Utah	96-98	L
12/29/64	*USC	69-100	L
12/30/64	*Washington	93-92	W
1/9/65	Iowa	78-85	L
1/16/65	Iowa	68-111	L
1/23/65	Northwestern	75-76	L
1/26/65	Michigan (-/2)	98-103	ot L
1/30/65	Northwestern	75-77	L
2/6/65	Minnesota	79-88	L
2/8/65	Indiana (-/7)	94-112	L
2/13/65	Michigan (-/1)	83-98	L
2/20/65	Illinois	94-113	L
2/22/65	Ohio State	90-101	L
2/27/65	Wisconsin	89-99	L
3/1/65	Purdue	110-92	W
3/6/65	Ohio State	75-97	L
3/9/65	Illinois	89-121	L

\* Los Angeles Classic (Los Angeles, Calif. - 7th place)

## YEAR-BY-YEAR RESULTS

## JOHN BENINGTON

1965-69 \*54-38 (.587)



John Benington was known as much for his kindness as for helping return the Spartans to Big Ten Basketball prominence. The Findlay, Ohio, native starred at San Francisco

under coach Pete Newell before following Newell to MSC to become one of his assistant coaches. He stayed in that position for seven years, then went to Drake for two seasons and St. Louis for seven before returning to East Lansing to become the Spartan head coach in 1965. In his first season, he led MSU to a second-place Big Ten finish. The next season, he led the Spartans to a shared Big Ten title. Benington's career was cut short when he died of a heart attack after jogging at Jensen Field House in the summer of 1969. He was just 47.

## 1965-66

(15-7 Overall; 10-4 - 2nd Big Ten)

Date	Opponent	MSU-Opp	W/L
12/4/65	Western Michigan	82-85	L
12/7/65	Bowling Green	84-59	W
12/9/65	Butler	75-56	W
12/11/65	Notre Dame	93-69	W
12/18/65	St. Joseph (Pa.) (-/2)	65-82	L
12/20/65	Tulane	80-61	W
12/22/65	Drake	61-50	W
12/27/65	*Hawaiian Marines	84-53	W
12/28/65	*Tulsa	67-78	L
12/30/65	*Hawaiian Army	97-69	W
1/8/66	Minnesota	85-65	W
1/10/66	Purdue	89-78	W
1/15/66	Ohio State	80-64	W
1/22/66	Iowa	76-90	L
1/24/66	Purdue	92-74	W
1/29/66	Northwestern	77-68	W
2/5/66	Wisconsin	79-65	W
2/12/66	Minnesota	71-81	L
2/19/66	Wisconsin	77-78	L
2/22/66	Illinois	68-66	W
2/26/66	Indiana	69-63	W
2/28/66	Ohio State	98-79	W
3/5/66	Indiana	76-86	L
3/7/66	Michigan	86-77	W

\* Rainbow Classic (Honolulu, Hawaii - 3rd place)

## 1966-67

Big Ten Champions

(16-7 Overall; 10-4 - 1st Big Ten)

Date	Opponent	MSU-Opp	W/L
12/1/66	Western Michigan	77-55	W
12/3/66	Miami (Ohio)	63-51	W
12/5/66	South Dakota	81-54	W
12/10/66	Wichita State	103-68	W
12/20/66	*Loyola (La.) (5/-)	70-74	L
12/21/66	*Tulane (5/-)	76-66	W
12/27/66	+Villanova (10/-)	63-66	L
12/28/66	+Bowling Green (10/-)	67-75	L
1/7/67	Illinois	76-74	W
1/14/67	Iowa	79-70	W
1/21/67	Michigan	59-81	L

1/28/67	Wisconsin	68-61	W
2/1/67	Notre Dame	85-80	ot W
2/6/67	Indiana	77-82	L
2/11/67	Purdue	79-77	W
2/13/67	Indiana	86-77	W
2/18/67	Minnesota	67-66	W
2/20/67	Ohio State	64-80	L
2/25/67	Wisconsin	64-68	L
2/27/67	Ohio State	74-63	W
3/4/67	Purdue	75-71	W
3/6/67	Minnesota	67-59	W
3/11/67	Northwestern	79-66	W

\* Sugar Bowl Tournament (New Orleans, La. - 3rd place)  
+ Quaker City Tournament (Philadelphia, Pa. - 7th place)

## 1967-68

(12-12 Overall; 6-8 - T-6th Big Ten)

Date	Opponent	MSU-Opp	W/L
12/1/67	Cal-State Fullerton	80-49	W
12/12/67	Western Michigan	78-67	W
12/14/67	Butler	55-65	L
12/16/67	Hardin-Simmons	95-76	W
12/20/67	Nebraska	74-70	W
12/23/67	Wichita	80-90	L
12/29/67	*Vanderbilt (-/9)	63-73	L
12/30/67	*Memphis State	57-73	L
1/6/68	Illinois	56-66	L
1/13/68	Michigan	86-81	W
1/16/68	Wisconsin	68-70	L
1/20/68	Northwestern	75-62	W
1/23/68	Iowa	71-76	L
1/27/68	Southern Illinois	68-65	W
1/30/68	Notre Dame	89-68	W
2/3/68	Michigan	82-77	W
2/10/68	Ohio State	62-90	L
2/17/68	Northwestern	61-69	L
2/20/68	Indiana	75-70	W
2/24/68	Wisconsin	87-77	W
2/27/68	Iowa	58-76	L
3/2/68	Minnesota	68-75	L
3/5/68	Purdue	75-93	L
3/9/68	Illinois	62-59	W

\* Sugar Bowl Tournament (New Orleans, La. - 4th place)

## 1968-69

(11-12 Overall; 6-8 - T-5th Big Ten)

Date	Opponent	MSU-Opp	W/L
12/3/68	S.W. Louisiana	90-84	W
12/6/68	Western Michigan	86-71	W
12/7/68	Toledo	81-80	W
12/13/68	Butler	70-60	W
12/14/68	#Western Kentucky	63-67	L
12/16/68	Nebraska	59-73	L
12/27/68	**St. John's	51-61	L
12/28/68	**Villanova (-/5)	66-75	L
1/4/69	Northwestern (-/19)	71-85	L
1/7/69	Wisconsin	77-67	W
1/14/69	Iowa	76-77	L
1/18/69	Northwestern (-/17)	89-75	W
1/25/69	Michigan	70-75	L
2/1/69	Indiana	76-79	L
2/8/69	Michigan	86-82	W
2/11/69	Notre Dame	71-59	W
2/15/69	Illinois (-/8)	75-70	W
2/18/69	Iowa	78-60	W
2/22/69	Wisconsin	64-76	L
2/25/69	Purdue (-/9)	72-74	L
3/1/69	Ohio State (-/14)	85-72	W
3/4/69	Illinois (-/20)	57-71	L
3/8/69	Minnesota	65-78	L

# played in Chicago

\*\*ECAC Holiday Festival (New York, N.Y. - 7th place)

## GUS GANAKAS

1969-76 \*89-84 (.514)



Gus Ganakas led his teams to a combined career record of 89-84. A Mount Morris, N.Y., native, Ganakas has been a Spartan since 1946 when he came to MSC as

a student. After earning two degrees from MSC, he went on to coach at East Lansing High School before returning to Michigan State as an assistant coach in 1966 under coach John Benington. After Benington passed away in 1969, Ganakas was appointed head coach. His most successful seasons were in 1973-74 with a fourth-place Big Ten finish and 1974-75 with a 17-9 overall record, the second-highest victory total at the time. His coaching career came to an end in 1976, but he continued to be a part of the Michigan State Athletics Department, serving as an assistant A.D. and then as an aide to coach Tom Izzo. This season, Ganakas is in his 27th-straight season as a color commentator on MSU basketball radio broadcasts. Ganakas was also responsible for organizing the 1999 MSU Basketball Centennial Celebration.

## 1969-70

(9-15 Overall; 5-9 - T-6th Big Ten)

Date	Opponent	MSU-Opp	W/L
12/1/69	Eastern Kentucky	89-85	W
12/6/69	Toledo	80-82	L
12/13/69	Western Michigan	86-71	W
12/17/69	Butler	60-81	L
12/19/69	*Bradley	89-87	W
12/20/69	*Utah	85-105	L
12/27/69	**Oregon	82-87	L
12/29/69	**Illinois (-/15)	77-86	L
12/30/69	**Temple	51-90	L
1/3/70	Indiana	85-84	W
1/10/70	Northwestern	98-93	W
1/17/70	Minnesota	78-85	L
1/20/70	Notre Dame (-/20)	85-82	W
1/24/70	Michigan	88-91	L
1/31/70	Minnesota	87-92	L
2/3/70	Purdue	86-105	L
2/7/70	Wisconsin	79-89	L
2/10/70	Ohio State	66-89	L
2/14/70	Iowa (-/14)	77-103	L
2/21/70	Indiana	78-66	W
2/24/70	Illinois	67-74	L
2/28/70	Ohio State	82-80	W
3/3/70	Purdue	98-101	L
3/7/70	Illinois	81-76	W

\* Utah Classic (Salt Lake City, Utah - 2nd place)

\*\* Far West Classic (Portland, Ore. - 8th place)



# YEAR-BY-YEAR RESULTS

## 1970-71

(10-14 Overall; 4-10 - T-7th Big Ten)

Date	Opponent	MSU-Opp	W/L
12/1/70	Northern Illinois	75-76	L
12/5/70	Toledo	72-62 ot	W
12/12/70	Western Michigan	97-85	W
12/14/70	Butler	99-75	W
12/18/70	*New Mexico	73-69	W
12/19/70	*Rutgers	81-71	W
12/22/70	Central Michigan	85-74	W
12/29/70	**USC (-/4)	63-88	L
12/30/70	**Tennessee (-/10)	70-81	L
1/9/71	Illinois	61-89	L
1/12/71	Iowa	84-81	W
1/16/71	Illinois	67-69	L
1/26/71	Notre Dame (-/7)	80-104	L
1/30/71	Ohio State	82-70	W
2/6/71	Ohio State	76-87	L
2/9/71	Indiana	70-71	L
2/13/71	Minnesota	86-97	L
2/16/71	Indiana	76-90	L
2/20/71	Wisconsin	97-78	W
2/27/71	Purdue	70-100	L
3/2/71	Purdue	60-65	L
3/6/71	Michigan	63-88	L
3/8/71	Minnesota	73-71	W
3/13/71	Northwestern	67-85	L

\* Lobo Invitational (Albuquerque, N.M. - 1st place)

\*\* Trojan Invitational (Los Angeles, Calif. - 4th place)

## 1971-72

(13-11 Overall; 8-6 - T-5th Big Ten)

Date	Opponent	MSU-Opp	W/L
12/1/71	Missouri	67-77	L
12/4/71	South Alabama	87-72	W
12/11/71	Western Michigan	66-65	W
12/13/71	Kentucky (-/7)	91-85	W
12/17/71	*Colorado State	67-63	W
12/18/71	*Tennessee	61-85	L
12/20/71	Butler	77-71	W
12/27/71	**Texas A&M	67-65	W
12/28/71	**Houston	73-106	L
1/8/72	Michigan	75-83	L
1/11/72	Wisconsin	83-76	W
1/18/72	Northwestern	69-76 ot	L
1/22/72	Minnesota (-/17)	57-67	L
1/29/72	Indiana	83-73	W
2/1/72	Notre Dame	98-74	W
2/5/72	Indiana	69-83	L
2/8/72	Illinois	89-79	W
2/12/72	Iowa	100-91	W
2/19/72	Purdue	68-92	L
2/26/72	Iowa	98-102	L
2/29/72	Wisconsin	74-101	L
3/4/72	Michigan (-/16)	96-92	W
3/7/72	Ohio State	73-92	L
3/11/72	Northwestern	57-54	W

\* Volunteer Classic (Knoxville, Tenn. - 2nd place)

\*\* Bluebonnet Classic (Houston, Texas - 2nd place)

## 1972-73

(13-11 Overall; 6-8 - T-6th Big Ten)

Date	Opponent	MSU-Opp	W/L
11/28/72	Toledo	98-96	W
12/2/72	Kentucky (-/8)	66-75	L
12/9/72	South Carolina	64-83	L
12/16/72	Western Michigan	76-73	W
12/19/72	Central Michigan	96-74	W
12/29/72	*Rochester	103-61	W
12/30/72	*Arizona State	83-74	W
1/2/73	**Mississippi State	90-82	W
1/3/73	**South Alabama	86-78	W
1/6/73	Northwestern	90-77	W
1/13/73	Michigan	71-78	L
1/15/73	Iowa	76-74	W
1/20/73	Wisconsin	80-93	L
1/22/73	Indiana (-/16)	89-97	L
1/27/73	Minnesota (-/8)	77-93	L
2/3/73	Iowa	94-89	W
2/7/73	Notre Dame	72-85	L
2/10/73	Michigan	81-97	L
2/17/73	Purdue	84-88	L
2/19/73	Indiana (-/11)	65-75	L
2/24/73	Illinois	71-81	L
2/26/73	Ohio State	87-83	W
3/3/73	Northwestern	86-72	W
3/10/73	Wisconsin	79-78 ot	W

\* Kodak Classic (Rochester, N.Y. - 1st place)

\*\* Senior Bowl Classic (Mobile, Ala. - 1st place)

## 1973-74

(13-11 Overall; 8-6 - T-4th Big Ten)

Date	Opponent	MSU-Opp	W/L
12/1/73	Central Michigan	78-70	W
12/8/73	South Carolina	63-74	L
12/10/73	Eastern Michigan	91-69	W
12/12/73	Northern Michigan	91-63	W
12/15/73	Western Michigan	85-76	W
12/18/73	Toledo	51-79	L
12/22/73	Detroit	71-73 ot	L
12/28/73	*Boston College	81-94	L
12/29/73	*Holy Cross	97-85	W
1/5/74	Purdue	75-77	L
1/12/74	Ohio State	83-75	W
1/14/74	Illinois	90-82	W
1/19/74	Michigan (-/14)	82-84	L
1/21/74	Iowa	95-86	W
1/26/74	Minnesota	67-66	W
1/28/74	Illinois	93-82	W
2/2/74	Purdue	76-74	W
2/4/74	Notre Dame (-/3)	89-91	L
2/11/74	Ohio State	75-67 ot	W
2/16/74	Minnesota	50-56	L
2/23/74	Northwestern	73-70	W
2/25/74	Indiana (-/10)	85-91	L
3/2/74	Wisconsin	80-87	L
3/9/74	Michigan (-/16)	87-103	L

\* Maryland Tournament (College Park, Md. - 2nd Place)

## 1974-75

(17-9 Overall; 10-8 - 5th Big Ten)

Date	Opponent	MSU-Opp	W/L
12/2/74	Central Michigan	82-78	W
12/7/74	Eastern Michigan	92-60	W
12/14/74	Western Michigan	62-59	W
12/16/74	Northern Michigan	91-59	W
12/20/74	*San Francisco	86-78	W
12/21/74	*Long Beach State	62-74	L
12/23/74	Detroit	72-69	W
1/2/75	Purdue (-/18)	86-93	L
1/4/75	Indiana (-/2)	55-107	L
1/6/75	Ohio State	88-84	W
1/11/75	Michigan (-/11)	86-78	W
1/18/75	Minnesota (-/16)	71-82	L
1/20/75	Iowa	79-83	L
1/25/75	Wisconsin	105-87	W
1/27/75	Northwestern	54-50	W
2/1/75	Illinois	75-60	W
2/3/75	Ohio State	101-83	W
2/5/75	Notre Dame (-/16)	76-73	W
2/8/75	Michigan	84-96	L
2/15/75	Minnesota	86-81 ot	W
2/17/75	Iowa	90-78	W
2/22/75	Wisconsin	96-103	L
2/24/75	Northwestern	66-67	L
3/1/75	Illinois	96-82	W
3/7/75	Purdue	84-82	W
3/8/75	Indiana (-/1)	79-94	L

\* Cable Car Classic (San Francisco, Calif. - 2nd place)

## 1975-76

(14-13 Overall; 10-8 - 4th Big Ten)

Date	Opponent	MSU-Opp	W/L
12/1/75	Central Michigan	69-61	W
12/6/75	Eastern Michigan	79-85	L
12/8/75	Canisius	83-68	W
12/13/75	Western Michigan	68-78	L
12/16/75	Northern Michigan	81-65	W
12/20/75	North Carolina St. (-/9)	75-95	L
12/22/75	Detroit	82-85	L
12/29/75	*Southern Mississippi	89-77	W
12/30/75	*Virginia Commonwealth	75-80	L
1/3/76	Wisconsin	63-70	L
1/5/76	Iowa	105-88	W
1/8/76	Northwestern	89-105	L
1/10/76	Ohio State	92-82	W
1/12/76	Indiana (-/1)	57-69	L
1/17/76	Michigan (-/16)	63-66	L
1/24/76	Illinois	74-63	W
1/26/76	Purdue	66-65	W
1/31/76	Minnesota	75-63	W
2/2/76	Northwestern	91-71	W
2/7/76	Ohio State	83-82 ot	W
2/9/76	Indiana (-/1)	70-85	L
2/14/76	Michigan (-/16)	64-81	L
2/21/76	Illinois	69-59	W
2/23/76	Purdue	89-76	W
2/28/76	Minnesota	61-71	L
3/1/76	Iowa	93-88	W
3/6/76	Wisconsin	82-86	L

\* VCU Invitational (Richmond, Va. - 2nd place)



## YEAR-BY-YEAR RESULTS

## JUD HEATHCOTE

1976-95 \*340-220 (.607)



Jud Heathcote arrived at Michigan State in 1976 as an unknown from the west coast and left in 1995 as one of the most respected and admired coaches not only in MSU history, but also in college basketball.

Heathcote came to MSU from the University of Montana, where he had a career record of 80-53 with two Big Sky Championships. It took him just two seasons to return the Spartan program to greatness. In 1977-78, his team finished with a 25-5 overall record and won the Big Ten title. A year later, his 1978-79 squad captured the first NCAA National Championship in school history along with a Big Ten title. He also had the honor of coaching one of the top duos in Spartan history: Magic Johnson and Greg Kessler. Heathcote's teams remained in the top half of the Big Ten for most of the 1980s, before returning to the top spot in 1990. He remained strong to the end of his career, finishing second in the Big Ten in his final season. After 19 seasons, he retired in 1995 with a career mark of 340-220, including three Big Ten Titles and one National Championship. In 2001, Heathcote was honored by the National Association of Basketball Coaches with the Golden Anniversary Award for 50 years of service to college basketball. He is also a 2001 inductee to the MSU Athletics Hall of Fame.

## 1976-77

(12-15 Overall; 9-9 - 5th Big Ten)

Date	Opponent	MSU-Opp	W/L
11/29/76	Central Michigan	76-81	L
12/4/76	Western Michigan	73-74	L
12/6/76	North Carolina (-9)	58-81	L
12/11/76	Eastern Michigan	54-52 ot	W
12/15/76	Detroit	94-99	L
12/18/76	Canisius	82-59	W
12/20/76	North Carolina St.	78-60	W
12/29/76	*Holy Cross	61-70	L
12/30/76	*Jacksonville	63-65	L
1/6/77	Wisconsin	84-61	W
1/8/77	Northwestern	68-70	L
1/15/77	Michigan (-/6)	70-83	L
1/17/77	Indiana	61-60	W
1/20/77	Illinois	67-58	W
1/22/77	Purdue (-/19)	70-76	L
1/24/77	Minnesota (-/11)	70-75 W(F)	
1/27/77	Northwestern	58-66	L
1/29/77	Wisconsin	83-87 3ot	L
2/5/77	Indiana	79-81	L
2/7/77	Iowa	79-87	L
2/12/77	Ohio State	71-57	W
2/17/77	Minnesota (-/12)	77-99 W(F)	
2/19/77	Iowa	81-79	W
2/26/77	Michigan (-/3)	65-69 ot	L
2/28/77	Ohio State	80-79	W
3/3/77	Purdue	69-78	W
3/5/77	Illinois	62-61	W

\* Gator Bowl Tournament (Jacksonville, Fla. - 4th place)

## 1977-78

## NCAA Tournament

## Big Ten Champions

## #4 AP/#5 UPI

(25-5 Overall; 15-3 - 1st Big Ten)

Date	Opponent	MSU-Opp	W/L
11/28/77	Central Michigan	68-61	W
12/2/77	*Rhode Island	92-64	W
12/3/77	*Syracuse (-/12)	67-75	L
12/8/77	Wichita State	84-57	W
12/10/77	Western Michigan	79-57	W
12/19/77	Middle Tenn. State	72-51	W
12/21/77	Detroit (-/15)	103-74	W
12/29/77	**Southern Methodist	95-69	W
12/30/77	**New Hampshire	102-65	W
1/5/78	Minnesota (18/-)	87-83	W
1/7/78	Wisconsin (18/-)	74-63	W
1/12/78	Illinois (12/-)	82-70	W
1/14/78	Northwestern (12/-)	67-63	W
1/19/78	Purdue (10/-)	60-51	W
1/21/78	Iowa (10/-)	68-58	W
1/28/78	Ohio State (7/-)	70-60	W
1/30/78	Indiana (7/-)	66-71	L
2/2/78	Michigan (7/-)	63-65	L
2/4/78	Indiana (7/-)	68-59	W
2/9/78	Iowa (10/-)	71-70	W
2/11/78	Michigan (10/-)	73-62	W
2/16/78	Purdue (10/-)	80-99	L
2/18/78	Ohio State (10/-)	79-74	W
2/23/78	Northwestern (10/-)	66-56	W
2/25/78	Illinois (10/-)	89-67	W
3/2/78	Wisconsin (9/-)	89-75	W
3/4/78	Minnesota (9/-)	71-70	W
3/11/78	#Providence (6/-)	77-63	W
3/16/78	%Western Kentucky (4/-)	90-69	W
3/18/78	%Kentucky (4/1)	49-52	L

\* Carrier Classic (Syracuse, N.Y. - 2nd place)

\* Old Dominion Classic (Norfolk, Va. - 1st place)

% NCAA Tournament (Indianapolis, Ind.)

% NCAA Tournament (Dayton, Ohio)

## 1978-79

## NATIONAL CHAMPIONS

## Big Ten Champions

## #3 AP/#4 UPI

(26-6 Overall; 13-5 - T-1st Big Ten)

Date	Opponent	MSU-Opp	W/L
11/27/78	Central Michigan (7/-)	71-54	W
12/9/78	Cal St. Fullerton (4/-)	92-89	W
12/13/78	Western Michigan (3/13)	109-69	W
12/16/78	North Carolina (3/-)	69-70	L
12/19/78	†Cincinnati (5/-)	63-52	W
12/28/78	#Washington St. (4/-)	98-52	W
12/29/78	#Oregon State (4/-)	65-57	W
12/30/78	#Indiana (4/-)	74-57	W
1/4/79	Wisconsin (1/-)	84-55	W
1/6/79	Minnesota (1/-)	69-62	W
1/11/79	Illinois (1/4)	55-57	L
1/13/79	Purdue (1/-)	50-52	L
1/18/79	Indiana (6/-)	82-58	W
1/20/79	Iowa (6/-)	83-72 ot	W
1/25/79	Michigan (4/-)	48-49	L
1/27/79	Northwestern (4/-)	65-83	L
2/1/79	Ohio State (4/13)	84-79 ot	W
2/3/79	Northwestern (4/-)	61-50	W

2/4/79	Kansas (4/-)	85-61	W
2/8/79	Iowa (10/15)	60-57	W
2/10/79	Ohio State (10/13)	73-57	W
2/15/79	Indiana (8/-)	59-47	W
2/17/79	Michigan (8/-)	80-57	W
2/22/79	Purdue (7/18)	73-67	W
2/24/79	Illinois (7/-)	76-62	W
3/1/79	Minnesota (4/-)	76-63	W
3/3/79	Wisconsin (4/-)	81-83	L
3/11/79	*Lamar (4/-)	95-64	W
3/16/79	**Louisiana State (3/7)	87-71	W
3/18/79	**Notre Dame (3/4)	80-68	W
3/24/79	%Pennsylvania (3/14)	101-67	W
3/26/79	%Indiana State (3/1)	75-64	W

# Far West Classic (Portland, Ore. - 1st place)

\* played at Pontiac Silverdome

\* NCAA Tournament (Murfreesboro, Tenn.)

\*\* NCAA Tournament (Indianapolis, Ind.)

% NCAA Final Four (Salt Lake City, Utah)

## 1979-80

(12-15 Overall; 6-12 - 9th Big Ten)

Date	Opponent	MSU-Opp	W/L
11/30/79	*Princeton	60-46	W
12/1/79	*St. John's (-/16)	73-88	L
12/6/79	Long Beach State	87-73	W
12/10/79	Portland State	88-54	W
12/14/79	Wichita State	54-55	L
12/18/79	Central Michigan	95-76	W
12/20/79	Detroit	63-57	W
12/28/79	**Weber State	61-63	L
12/29/79	**Loyola Marymount	82-65	W
1/3/80	Purdue (-/8)	73-74	L
1/5/80	Minnesota	80-93	L
1/10/80	Northwestern	61-65	L
1/12/80	Indiana (-/19)	64-72	L
1/17/80	Wisconsin	62-61	W
1/19/80	Iowa (-/13)	75-67	W
1/24/80	Michigan	59-58 ot	W
1/26/80	Illinois	65-74	L
1/31/80	Ohio State (-/6)	74-54	W
2/2/80	Illinois	68-59	W
2/7/80	Iowa	39-44 ot	L
2/9/80	Ohio State (-/13)	59-71	L
2/14/80	Wisconsin	66-80	L
2/16/80	Michigan	82-74	W
2/21/80	Indiana (-/19)	72-75	L
2/23/80	Northwestern	73-75 3ot	L
2/28/80	Minnesota	73-87	L
3/1/80	Purdue (-/18)	73-91	L

\* Lapchick Memorial Tournament (Jamaica, N.Y. - 2nd place)

\*\* Las Vegas Holiday Classic (Las Vegas, Nev. - 3rd place)

## 1980-81

(13-14 Overall; 7-11 - 8th Big Ten)

Date	Opponent	MSU-Opp	W/L
11/28/80	**Western Michigan	89-77	W
11/29/80	*Central Michigan	66-89	L
12/4/80	Long Beach State	71-60	W
12/6/80	Fullerton State	58-42	W
12/12/80	Eastern Michigan	73-63	W
12/16/80	Brigham Young (-/18)	50-82	L
12/19/80	**Utah State	70-74	L
12/20/80	**Providence	77-76	W
12/27/80	St. Joseph	71-67	W
1/8/81	Indiana	43-55	L
1/10/81	Iowa (-/11)	57-65	L
1/15/81	Minnesota (-/20)	77-86	L
1/17/81	Northwestern	84-70	W



# YEAR-BY-YEAR RESULTS

1/22/81	Wisconsin	62-63	L
1/24/81	Purdue	74-68	W
1/29/81	Illinois	70-71	L
1/31/81	Ohio State	60-54	W
2/5/81	Michigan (-/14)	77-79	ot L
2/7/81	Ohio State	61-73	L
2/12/81	Purdue	48-63	L
2/14/81	Michigan (-/13)	70-66	W
2/19/81	Wisconsin	74-65	W
2/21/81	Illinois (-/15)	62-82	L
2/26/81	Northwestern	74-61	W
2/28/81	Minnesota	89-92	2ot L
3/5/81	Iowa (-/8)	71-70	ot W
3/7/81	Indiana (-/14)	48-69	L

\* Spartan Cutlass Classic (2nd place)

\*\* Industrial National Classic (Providence, R.I. - 3rd place)

1/27/83	Illinois	71-78	L
1/29/83	Purdue	83-67	W
1/25/83	Michigan	70-65	W
2/12/83	Michigan	67-74	L
2/17/83	Purdue	55-61	L
2/19/83	Illinois	61-69	L
2/24/83	Ohio St. (-/t-15)	101-94	3ot W
2/26/83	Indiana (-/4)	62-54	W
3/3/83	Minnesota	79-67	W
3/5/83	Wisconsin	91-65	W
3/9/83	Northwestern	63-58	W
3/12/83	Iowa	57-75	L
3/18/83	#Bowling Green St.	72-71	W
3/21/83	#Fresno State	58-72	L

\* Spartan Cutlass Classic (1st place)

\*\* Sugar Bowl Tournament (New Orleans, La. - 4th place)

# National Invitation Tournament (East Lansing)

1/12/85	Illinois (17/15)	63-75	L
1/17/85	Iowa (19/-)	65-79	L
1/19/85	Minnesota (19/-)	75-81	L
1/24/85	Michigan (-/18)	75-86	L
1/31/85	Wisconsin	77-68	W
2/2/85	Northwestern	68-54	W
2/7/85	Illinois (-/9)	64-56	W
2/9/85	Purdue	65-66	L
2/13/85	Minnesota	64-73	L
2/16/85	Iowa (-/11)	57-55	W
2/23/85	Michigan (-/3)	73-75	L
2/27/85	Northwestern	61-47	W
3/2/85	Wisconsin	82-63	W
3/7/85	Indiana	68-58	W
3/9/85	Ohio State	79-90	L
3/15/85	*Alabama-Birmingham	68-70	L

\* NCAA Tournament (Houston, Texas)

\*\* Spartan Cutlass Classic (1st place)

# Cabrillo Classic (San Diego, Calif. - 3rd place)

## 1981-82

(12-16 Overall; 7-11 - T-7th Big Ten)

Date	Opponent	MSU-Opp	W/L
11/27/81	*Central Michigan	89-70	W
11/28/81	*Western Michigan	79-83	L
12/2/81	Detroit	65-62	ot W
12/5/81	Kansas	56-74	L
12/12/81	Cincinnati	45-56	L
12/15/81	UW-Green Bay	49-48	ot W
12/19/81	Marshall	101-82	W
12/28/81	**North Carolina St.	46-67	L
12/29/81	**Cal St. Fullerton	51-50	ot W
12/30/81	**Hawaii	61-62	L
1/7/82	Indiana	65-58	W
1/9/82	Minnesota (-/6)	58-64	L
1/14/82	Purdue	47-53	L
1/16/82	Illinois	51-55	L
1/21/82	Michigan	64-62	W
1/23/82	Wisconsin	68-58	W
1/28/82	Iowa (-/6)	56-57	L
1/30/82	Northwestern	64-61	W
2/4/82	Ohio State	49-50	ot L
2/6/82	Northwestern	43-48	L
2/11/82	Michigan	66-55	W
2/13/82	Ohio State	46-51	L
2/18/82	Iowa (-/7)	53-59	L
2/20/82	Wisconsin	60-65	W(F)
2/25/82	Illinois	56-47	W
2/27/82	Purdue	49-51	L
3/4/82	Minnesota (-/7)	51-54	L
3/6/82	Indiana	58-74	L

\* Spartan Cutlass Classic (2nd place)

\*\* Rainbow Classic (Honolulu, Hawaii - 6th place)

## 1982-83

(17-13 Overall; 9-9 - T-6th Big Ten)

Date	Opponent	MSU-Opp	W/L
11/26/82	*Western Michigan	72-65	W(F)
11/27/82	*Central Michigan	62-47	W
11/29/82	Boise State	71-59	W
12/4/82	Brigham Young	63-55	W
12/11/82	N. Carolina St. (-/18)	41-45	L
12/13/82	Cincinnati	70-69	W
12/18/82	Detroit	75-72	ot W
12/21/82	Cleveland State	95-56	W
12/28/82	**S.W. Louisiana	66-71	L
12/29/82	**Tulane	58-81	L
1/5/83	Iowa (-/8)	61-59	W
1/8/83	Northwestern	51-62	L
1/13/83	Wisconsin	86-66	W
1/15/83	Minnesota (-/17)	67-69	L
1/20/83	Indiana (-/2)	85-89	L
1/22/83	Ohio State	69-54	L

## 1983-84

(16-12 Overall; 9-9 - 5th Big Ten)

Date	Opponent	MSU-Opp	W/L
11/25/83	*Central Mich. (12/-)	73-52	W
11/26/83	*Western Mich. (12/-)	81-52	W
12/1/83	St. Peter's (11/-)	66-73	L
12/3/83	Illinois-Chicago (11/-)	99-82	W
12/12/83	Cleveland State (17/-)	71-62	W
12/15/83	Brooklyn (17/-)	85-72	W
12/22/83	Missouri	66-79	L
12/28/83	**Alabama	69-81	L
12/29/83	**Nebraska	58-45	W
1/4/84	Iowa	73-72	W
1/7/84	Northwestern	69-76	L
1/12/84	Wisconsin	74-81	W(F)
1/14/84	Minnesota	61-69	L
1/19/84	Indiana	62-70	ot L
1/21/84	Ohio State	68-82	L
1/26/84	Illinois (-/9)	40-46	L
1/28/84	Purdue	54-72	L
2/2/84	Michigan	72-67	W
2/5/84	Oregon State	56-55	W
2/11/84	Michigan	61-71	L
2/16/84	Purdue (-/11)	63-53	W
2/19/84	Illinois (-/7)	53-70	L
2/22/84	Ohio State	70-86	L
2/26/84	Indiana	57-54	W
3/1/84	Minnesota	83-62	W
3/3/84	Wisconsin	78-59	W
3/8/84	Northwestern	63-55	W
3/11/84	Iowa	51-44	W

\* Spartan Cutlass Classic (1st place)

\*\* Cotton States Classic (Atlanta, Ga. - 3rd place)

## 1984-85

(19-10 Overall; 10-8 - T-5th Big Ten)

Date	Opponent	MSU-Opp	W/L
11/24/84	Canisius	80-71	W
11/30/84	*Western Michigan	77-61	W
12/1/84	**Army	76-64	W
12/10/84	St. Peter's	50-38	W
12/12/84	Western Illinois	93-61	W
12/15/84	Missouri	79-61	W
12/18/84	George Washington	68-54	W
12/22/84	Illinois-Chicago	81-60	W
12/28/84	#Boston College	78-82	L
12/29/84	#San Diego State	77-61	W
1/3/85	Ohio State	82-79	W
1/5/85	Indiana (-/12)	68-61	W
1/10/85	Purdue (17/-)	81-72	ot W

## 1985-86

NCAA Tournament

#18 AP/#18 UPI/#12 USA Today

(23-8 Overall; 12-6 - 3rd Big Ten)

Date	Opponent	MSU-Opp	W/L
11/23/85	Western Illinois	98-63	W
11/26/85	Maine	89-58	W
11/29/85	**Central Michigan	103-60	W
11/30/85	**Western Michigan	84-64	W
12/4/85	George Washington	87-61	W
12/7/85	Canisius	90-61	W
12/14/85	Iowa State	80-82	ot L
12/21/85	Illinois-Chicago	99-74	W
12/27/85	#Massachusetts	93-45	W
12/28/85	#New Mexico	76-61	W
1/2/86	Ohio State	73-84	L
1/5/86	Indiana (-/15)	77-74	W
1/9/86	Purdue (-/20)	83-88	L
1/12/86	Illinois (-/18)	58-51	W
1/16/86	Iowa	71-82	L
1/18/86	Minnesota	71-76	L
1/25/86	Michigan (-/6)	91-79	W
1/30/86	Wisconsin	83-81	W
2/1/86	Northwestern	97-69	W
2/6/86	Illinois	84-80	W
2/8/86	Purdue	82-88	L
2/13/86	Iowa	83-73	W
2/15/86	Minnesota	76-66	W
2/20/86	Michigan (19/7)	74-59	W
2/27/86	Northwestern (17/-)	82-48	W
3/2/86	Wisconsin (17/-)	84-71	W
3/5/86	Indiana (17/16)	79-97	L
3/8/86	Ohio State (17/-)	91-81	W
3/13/86	*Washington (18/-)	72-70	W
3/15/86	*Georgetown (18/13)	80-68	W
3/21/86	@Kansas (18/2)	86-96	ot L

\* NCAA Tournament (Dayton, Ohio)

@ NCAA Tournament (Kansas City, Kan.)

\*\* Spartan Cutlass Classic - (1st place)

# Lobo Classic (Albuquerque, N.M. - 1st place)

## YEAR-BY-YEAR RESULTS

## 1986-87

(11-17 Overall; 6-12 - 7th Big Ten)

Date	Opponent	MSU-Opp	W/L
11/28/86	*Eastern Michigan	99-83	W
11/29/86	*Navy	90-91	ot L
12/2/86	Brooklyn	80-62	W
12/4/86	Maine	81-84	L
12/6/86	George Washington	77-62	W
12/13/86	Iowa State	86-85	W
12/16/86	Illinois-Chicago	65-74	L
12/20/86	Texas Christian	47-66	L
12/29/86	%Brigham Young	88-96	L
12/30/86	%Wake Forest	71-62	W
1/3/87	Purdue (-/2)	72-87	L
1/5/87	Illinois (-/16)	72-79	L
1/8/87	Indiana (-/4)	60-79	L
1/10/87	Ohio State	90-80	W
1/15/87	Michigan	70-74	L
1/22/87	Wisconsin	81-78	W
1/26/87	Northwestern	65-67	L
1/29/87	Iowa (-/2)	75-89	L
1/31/87	Minnesota	72-60	W
2/4/87	Indiana (-/2)	80-84	L
2/9/87	Ohio State	72-90	L
2/15/87	Michigan	90-81	W
2/19/87	Northwestern	96-71	W
2/21/87	Wisconsin	63-65	L
2/26/87	Iowa (-/7)	64-93	L
2/28/87	Minnesota	77-67	W
3/4/87	Purdue (-/3)	59-69	L
3/7/87	Illinois	64-77	L

\* Spartan Outclass Classic (2nd place)

% Cable Car Classic (Santa Clara, Calif. - 3rd place)

## 1987-88

(10-18 Overall; 5-13 - 8th Big Ten)

Date	Opponent	MSU-Opp	W/L
11/27/87	Detroit	65-63	ot W
12/2/87	Maine	87-44	W
12/5/87	George Washington	64-65	L
12/12/87	Texas Christian	69-52	W
12/15/87	Illinois-Chicago	78-64	W
12/17/87	Eastern Michigan	80-84	ot L
12/19/87	Austin Peay State	77-85	L
12/22/87	San Jose State	82-68	W
12/29/87	%Arizona (-/1)	58-78	L
12/30/87	%Florida (-/8)	59-83	L
1/7/88	Wisconsin	72-78	2ot L
1/9/88	Illinois (-/19)	62-77	L
1/14/88	Michigan (-/10)	72-90	L
1/16/88	Indiana (-/15)	75-74	ot W
1/20/88	Purdue (-/5)	67-78	L
1/27/88	Minnesota	56-59	L
2/1/88	Ohio State	76-64	W
2/4/88	Northwestern	65-64	W
2/6/88	Iowa (-/13)	72-101	L
2/10/88	Purdue (-/2)	70-72	L
2/13/88	Illinois	65-83	L
2/18/88	Indiana	58-95	L
2/22/88	Michigan (-/10)	67-77	L
2/27/88	Ohio State	78-77	ot W
3/3/88	Iowa (-/11)	87-103	L
3/5/88	Minnesota	61-62	L
3/10/88	Northwestern	55-53	W
3/12/88	Wisconsin	69-71	L

% Fiesta Basketball Classic (Tucson, Ariz. - 4th place)

## 1988-89

(18-15 Overall; 6-12 - T-8th Big Ten)

Date	Opponent	MSU-Opp	W/L
11/28/88	Furman	98-68	W
11/30/88	Nebraska	77-75	W
12/10/88	Bowling Green	89-72	W
12/13/88	Illinois-Chicago	96-74	W
12/15/88	Detroit	96-91	ot W
12/17/88	Austin Peay	70-60	W
12/22/88	Eastern Michigan	91-76	W
12/28/88	%Colorado	60-57	W
12/29/88	%Oregon State	58-63	L
12/30/88	%Oregon	76-61	W
1/5/89	Iowa (-/9)	82-93	L
1/7/89	Illinois (-/3)	54-71	L
1/11/89	Northwestern	64-62	W
1/14/89	Ohio State (-/18)	81-83	L
1/21/89	Indiana (-/19)	60-75	L
1/25/89	Purdue	106-83	W
1/28/89	Minnesota	73-64	W
2/2/89	Wisconsin	64-69	ot L
2/4/89	Michigan (-/11)	66-82	L
2/11/89	Ohio State (-/16)	75-81	L
2/16/89	Illinois (-/5)	56-75	L
2/18/89	Purdue	63-87	L
2/23/89	Indiana (-/4)	65-76	L
2/25/89	Northwestern	80-65	W
2/27/89	Michigan (-/13)	52-79	L
3/2/89	Iowa (-/11)	83-81	W
3/8/89	Minnesota	61-77	L
3/11/89	Wisconsin	70-61	W
3/16/89	#Kent State	83-69	W
3/20/89	*Wichita State	79-67	W
3/22/89	**Villanova	70-63	W
3/27/89	%St. Louis	64-74	L
3/29/89	%Ala-Birmingham	76-78	ot L

% Far West Classic (Portland, Ore. - 3rd place)

% National Invitation Tournament (Detroit, Mich.)

% National Invitation Tournament (East Lansing)

% National Invitation Tournament (Philadelphia, Pa.)

% National Invitation Tournament (New York, N.Y.)

## 1989-90

## NCAA Tournament

## Big Ten Champions

## #4 AP/#4 UPI/#7 USA Today

(28-6 Overall; 15-3 - 1st Big Ten)

Date	Opponent	MSU-Opp	W/L
11/24/89	%Auburn	92-79	W
11/25/89	%Texas A&M	87-75	W
11/27/89	%Kansas State	73-68	W
11/29/89	Nebraska	80-69	W
12/2/89	Furman	84-63	W
12/9/89	Austin Peay	88-76	W
12/12/89	Illinois-Chicago (25/-)	57-65	L
12/16/89	Detroit (25/-)	94-65	W
12/18/89	Bowling Green (25/-)	79-81	L
12/20/89	Evansville (25/-)	80-66	W
12/23/89	Eastern Mich. (25/-)	87-73	W
12/29/89	#San Jose State	88-61	W
12/30/89	#Princeton	51-49	W
1/6/90	Wisconsin	64-61	W
1/11/90	Ohio State	78-68	W
1/13/90	Iowa	87-80	W
1/18/90	Illinois (-/7)	64-73	L
1/20/90	Northwestern	91-80	W

1/24/90	Indiana (-/12)	75-57	W
1/27/90	Michigan (-/7)	63-65	L
2/1/90	Minnesota (-/19)	74-79	L
2/3/90	Purdue (-/8)	64-53	W
2/8/90	Wisconsin (23/-)	60-57	W
2/10/90	Ohio State (23/-)	84-75	W
2/12/90	Iowa (23/-)	80-70	W
2/17/90	Illinois (21/15)	70-63	W
2/25/90	Indiana (15/25)	72-66	W
3/3/90	Michigan (14/8)	78-70	W
3/1/90	Minnesota (14/17)	75-73	ot W
3/8/90	Northwestern (7/-)	84-68	W
3/11/90	Purdue (7/10)	72-70	W
3/15/90	%Murray State (3/-)	75-71	ot W
3/17/90	%UC-Santa Barbara (3/-)	62-58	W
3/23/90	%Georgia Tech (3/9)	80-81	ot L

% Great Alaska Shootout (Anchorage, Alaska - 1st place)

% Oldsmobile Spartan Classic (1st place)

% NCAA Tournament (Knoxville, Tenn.)

&amp; NCAA Tournament (New Orleans, La.)

## 1990-91

## NCAA Tournament

## #14 AP/#22 UPI

(19-11 Overall; 11-7 - T-3rd Big Ten)

Date	Opponent	MSU-Opp	W/L
11/23/90	Furman (4/-)	78-73	W
11/28/90	Nebraska (5/-)	69-71	L
12/1/90	Bowling Green (5/-)	85-98	L
12/8/90	Detroit (19/-)	83-61	W
12/13/90	Cincinnati (21/-)	65-63	W
12/15/90	UNLV (21/1)	75-95	L
12/18/90	Evansville (24/-)	81-76	W
12/20/90	Central Mich. (24/-)	74-61	W
12/28/90	%George Mason (25/-)	97-72	W
12/29/90	%Louisiana Tech (25/-)	77-62	W
1/3/91	Michigan (25/-)	85-70	W
1/5/91	Iowa (25/22)	66-79	L
1/10/91	Wisconsin	65-50	W
1/12/91	Northwestern	66-59	W
1/17/91	Illinois	71-68	W
1/19/91	Minnesota	73-64	W
1/23/91	Purdue (22/-)	51-62	L
1/26/91	Indiana (22/3)	63-97	L
1/31/91	Ohio State (-/3)	75-61	W
2/7/91	Iowa (25/-)	67-71	L
2/9/91	Wisconsin (25/-)	78-84	2ot L
2/14/91	Northwestern	55-53	W
2/16/91	Illinois	62-58	W
2/23/91	Purdue	75-58	W
2/25/91	Minnesota	74-72	W
2/28/91	Indiana (-/5)	56-62	L
3/3/91	Ohio State (-/2)	64-65	L
3/9/91	Michigan	66-59	W
3/15/91	%UW-Green Bay	60-58	W
3/17/91	%Utah (-/10)	84-85	2ot L

! played at Palace of Auburn Hills

% Oldsmobile Spartan Classic (1st place)

% NCAA Tournament (Tucson, Ariz.)

## 1991-92

## NCAA Tournament

## #14 AP/#11 UPI/#15 USA Today

(22-8 Overall; 11-7 - T-3rd Big Ten)

Date	Opponent	MSU-Opp	W/L
11/25/91	%Lamar	81-68	W
11/26/91	%Rice	75-67	W
11/27/91	%Arkansas (-/2)	86-71	W



# YEAR-BY-YEAR RESULTS

12/4/91	Nebraska (22/-)	101-78	W
12/7/91	Dayton (22/-)	83-74	W
12/14/91	Detroit (t-13/-)	91-75	W
12/17/91	Illinois-Chicago (12/-)	75-51	W
12/21/91	Cincinnati (9/-)	90-89	W
12/27/91	#Austin Peay St. (9/-)	82-71	W
12/28/91	#Stanford (9/-)	72-62	W
1/7/92	Ohio State (9/7)	46-62	L
1/11/92	Illinois (9/-)	77-75	W
1/15/92	Northwestern (11/-)	78-61	W
1/18/92	Minnesota (11/-)	66-70	L
1/22/92	Purdue (14/-)	66-61	W
1/29/92	Michigan (13/15)	79-89	ot L
2/1/92	Indiana (13/4)	76-60	W
2/6/92	Iowa (11/-)	63-77	L
2/8/92	Wisconsin (11/-)	79-64	W
2/12/92	Wisconsin (12/-)	76-61	W
2/15/92	Michigan (12/17)	70-59	W
2/19/92	Indiana (11/7)	73-103	L
2/22/92	Purdue (11/-)	70-68	W
2/29/92	Ohio State (12/8)	65-78	L
3/5/92	Northwestern (13/-)	72-55	W
3/7/92	Illinois (13/-)	71-80	L
3/11/92	Minnesota (16/-)	66-57	W
3/15/92	Iowa (16/-)	64-53	W
3/20/92	SSW Missouri St. (14/-)	61-54	W
3/22/92	SCincinnati (14/12)	65-77	L

% Maui Invitational (Maui, Hawaii - 1st place)  
% Oldsmobile Spartan Classic (1st place)  
% NCAA Tournament (Dayton, Ohio)

## 1992-93

(15-13 Overall; 7-11 - T-8th Big Ten)

Date	Opponent	MSU-Opp	W/L
12/1/92	Morehead St. (18/-)	121-53	W
12/5/92	#Louisville (18/12)	69-73	L
12/11/92	!Stetson (24/-)	78-59	W
12/12/92	Loyola-Marymount (24/-)	73-70	W
12/15/92	Illinois-Chicago (23/4)	79-75	W
12/19/92	Dayton (23/-)	65-60	W
12/29/92	\$New Hampshire (17/-)	81-51	W
12/30/92	\$Washington St. (17/-)	77-61	W
1/2/93	East Tennessee St. (17/-)	80-69	W
1/6/93	Minnesota (14/-)	57-64	L
1/9/93	Illinois (14/-)	39-52	L
1/13/93	Ohio State (23/21)	77-60	W
1/16/93	Northwestern (23/-)	80-75	W
1/23/93	Wisconsin (21/-)	66-67	L
1/28/93	Iowa (-/11)	90-96	ot L
1/30/93	Purdue (-/14)	72-64	W
2/2/93	Michigan (25/7)	69-73	L
2/6/93	Minnesota (25/-)	75-63	W
2/10/93	Illinois	80-83	L
2/13/93	Ohio State	81-66	W
2/17/93	Northwestern	81-55	W
2/24/93	Wisconsin	62-65	L
2/27/93	Iowa (-/18)	64-66	L
3/3/93	Purdue (-/24)	58-61	L
3/7/93	Michigan (-/4)	81-87	ot L
3/10/93	Indiana (-/2)	68-99	L
3/13/93	Penn State	70-53	W
3/17/93	&Oklahoma	86-88	L

# played at Joe Louis Arena, Detroit  
! Los Angeles Classic (Los Angeles, Calif. - 1st place)  
% Oldsmobile Spartan Classic (1st place)  
& National Invitation Tournament (Norman, Okla.)

## 1993-94

### NCAA Tournament

(20-12 Overall; 10-8 - T-4th Big Ten)

Date	Opponent	MSU-Opp	W/L
11/26/93	!Pacific	83-64	W

11/27/93	!Washington State	71-76	L
11/28/93	!East Tennessee State	92-69	W
12/4/93	Louisville (-/11)	68-77	L
12/7/93	Cleveland State	90-76	W
12/9/93	East Tennessee St.	107-81	W
12/12/93	Detroit	74-63	W
12/14/93	Illinois-Chicago	90-77	W
12/18/93	Nebraska	81-85	L
12/21/93	Tennessee	69-60	W
12/28/93	%Bowling Green	62-49	W
12/29/93	%Cornell	83-69	W
1/5/94	Michigan (-/13)	64-75	L
1/8/94	Illinois (-/21)	79-74	W
1/12/94	Purdue (-/9)	77-89	L
1/15/94	Northwestern	67-46	W
1/19/94	Wisconsin (-/14)	70-60	W
1/22/94	Minnesota (-/20)	66-68	L
1/26/94	Ohio State	77-71	W
1/29/94	Iowa	87-84	W
2/2/94	Wisconsin (-/16)	62-87	L
2/5/94	Michigan (-/13)	51-59	L
2/9/94	Illinois	64-72	L
2/12/94	Purdue (-/10)	70-74	L
2/17/94	Northwestern	60-55	W
2/23/94	Minnesota (-/20)	85-68	W
2/26/94	Ohio State	75-60	W
3/2/94	Iowa	80-72	W
3/9/94	Indiana (-/18)	94-78	W
3/12/94	Penn State	70-71	L
3/18/94	+Seton Hall	84-73	W
3/20/94	+Duke (-/10)	74-85	L

! San Juan Shootout (San Juan, P.R. - 3rd place)

% Oldsmobile Spartan Classic (1st place)

+ NCAA Tournament (St. Petersburg, Fla.)

## 1994-95

### NCAA Tournament

#11 AP/#10 UPI/#20 USA Today  
(22-6 Overall; 14-4 - 2nd Big Ten)

Date	Opponent	MSU-Opp	W/L
11/30/94	Illinois-Chicago (18/-)	92-78	W
12/3/94	Louisville (18/-)	85-71	W
12/10/94	Nebraska (15/-)	91-96	ot L
12/12/94	Cleveland St. (18/-)	111-68	W
12/17/94	Detroit (18/-)	80-63	W
12/20/94	Tennessee (17/-)	79-68	W
12/29/94	#Ball State (15/-)	117-95	W
12/30/94	#Long Beach St. (15/-)	70-60	W
1/4/95	Wisconsin (14/-)	78-64	W
1/7/95	Iowa (14/22)	69-68	W
1/11/95	Indiana (11/-)	82-89	L
1/14/95	Oklahoma St. (11/-)	70-69	W
1/18/95	Northwestern (12/-)	93-56	W
1/22/95	Michigan (12/-)	73-71	W
1/25/95	Minnesota (10/-)	54-53	W
1/28/95	Illinois (10/-)	75-67	W
2/1/95	Penn State (9/-)	82-62	W
2/4/95	Ohio State (9/-)	67-58	W
2/7/95	Purdue (7/25)	69-78	L
2/11/95	Penn State (7/-)	68-53	W
2/15/95	Illinois (8/-)	68-58	W
2/18/95	Minnesota (8/24)	57-66	L
2/21/95	Michigan (12/-)	67-64	W
2/25/95	Northwestern (12/-)	83-60	W
3/5/95	Indiana (10/-)	67-61	W
3/8/95	Iowa (9/-)	78-79	L
3/11/95	Wisconsin (9/-)	97-72	W
3/17/95	+Weber State (11/-)	72-79	L

% Oldsmobile Spartan Classic (1st place)

+ NCAA Tournament (Tallahassee, Fla.)

## TOM IZZO

1995-SA \*439-178 (.712)



Tom Izzo took over as head coach in 1995 on a mission to turn Michigan State into one of the elite college basketball programs in the nation. A 1977 Division II

All-American at Northern Michigan University, Izzo began his coaching career in 1977-78 at Ishpeming High School. After serving at Northern Michigan as an assistant from 1979-83, he came to MSU as an assistant coach. In 1990, he was appointed associate head coach and in 1995 he took over the head coaching duties after Jud Heathcote's retirement. After two seasons in which MSU appeared in the NIT, Izzo led the Spartans to a Big Ten Championship in 1998 and an appearance in the NCAA Tournament. In 1999, MSU appeared in its first Final Four since 1979. One year later, MSU won the 2000 NCAA National Championship. In 2001, Izzo led the Spartans to a fourth-straight Big Ten Championship and a third-straight Final Four. Michigan State returned to the Final Four in 2005. In 2009 and 2010, MSU won the regular-season Big Ten title and advanced to the Final Four. In addition, his teams captured Big Ten Tournament titles in 1999, 2000 and 2012. He won Big Ten Coach of the Year honors for the third time in his career in 2012, while leading MSU to the seventh Big Ten title of his career. He also won the Big Ten honor in 1998 and 2009. Izzo has earned eight National Coach of the Year honors.

## 1995-96

(16-16 Overall; 9-9 - 7th Big Ten)

Date	Opponent	MSU-Opp	W/L
11/20/95	!Chaminade	69-66	W
11/21/95	!North Carolina (-/20)	70-92	L
11/22/95	!Santa Clara	71-77	L
11/28/95	#Arkansas (-/25)	75-72	W
12/2/95	Louisville (-/18)	59-79	L
12/6/95	Evansville	67-63	W
12/10/95	Detroit	61-63	L
12/16/95	Kansas State	67-54	W
12/18/95	Oklahoma State	57-68	L
12/21/95	East Tennessee St.	63-57	W
12/29/95	*Central Michigan	62-69	L
12/30/95	*Idaho State	68-55	W
1/4/96	Indiana	65-60	W
1/6/96	Illinois (-/13)	68-58	W
1/13/96	Michigan (-/23)	54-76	L
1/17/96	Wisconsin	48-61	L
1/20/96	Iowa (-/16)	62-60	W
1/24/96	Northwestern	68-54	W
1/27/96	Minnesota	68-54	W
1/31/96	Penn State (-/10)	61-58	W
2/3/96	Purdue (-/17)	51-56	L
2/7/96	Ohio State	55-41	W
2/10/96	Penn State	50-54	L
2/14/96	Minnesota	63-64	2ot L
2/17/96	Northwestern	75-57	W
2/21/96	Iowa	47-83	L



## YEAR-BY-YEAR RESULTS

2/24/96	Wisconsin	52-73	L
2/27/96	Michigan	46-75	L
3/6/96	Illinois	77-67	W
3/10/96	Indiana	53-57	L
3/13/96	& Washington	64-50	W
3/19/96	+Fresno State	70-80	L

! Maui Invitational (Maui, Hawaii - 5th place)  
 # Great Eight (Auburn Hills, Mich.)  
 \* Oldsmobile Spartan Classic (3rd place)  
 & National Invitation Tournament (East Lansing)  
 + National Invitation Tournament (Fresno, Calif.)

## 1996-97

(17-12 Overall; 9-9 - T-6th Big Ten)

Date	Opponent	MSU-Opp	W/L
11/25/96	East Tennessee St.	83-45	W
12/3/96	Cleveland State	83-78	W
12/5/96	Illinois-Chicago	90-60	W
12/14/96	Detroit	84-86	3ot L
12/17/96	Evansville	86-77	W
12/21/96	Kansas State	75-43	W
12/27/96	*Kent	83-64	W
12/28/96	*Weber State	83-51	W
1/2/97	Indiana (-/12)	65-77	L
1/4/97	Minnesota (-/16)	43-68	L
1/9/97	Wisconsin	58-50	W
1/11/97	Ohio State	69-66	W
1/15/97	Penn State	69-58	W
1/18/97	Northwestern	75-62	W
1/22/97	Illinois	63-66	L
1/25/97	Michigan (-/13)	61-74	L
1/29/97	Purdue	62-72	L
2/1/97	Michigan (-/16)	65-85	L
2/8/97	Purdue	62-77	L
2/12/97	Iowa	69-67	W
2/15/97	Illinois (-/20)	68-79	L
2/19/97	Northwestern	58-70	L
2/22/97	Penn State	71-57	W
2/26/97	Ohio State	67-65	W
3/1/97	Wisconsin	68-49	W
3/6/97	Minnesota (-/2)	74-81	L
3/8/97	Indiana (-/25)	63-60	W
3/12/97	!George Washington	65-50	W
3/17/97	& Florida State	63-68	L

\* Oldsmobile Spartan Classic (1st place)  
 ! National Invitation Tournament (East Lansing)  
 & National Invitation Tournament (Tallahassee, Fla.)

## 1997-98

NCAA Tournament

Big Ten Champions

#16 AP/#10 ESPN/USA Today

(22-8 Overall; 13-3 - T-1st Big Ten)

Date	Opponent	MSU-Opp	W/L
11/17/97	East Tennessee St.	82-59	W
11/21/97	Illinois-Chicago	58-70	L
11/28/97	!Central Michigan	89-61	W
11/29/97	!Gonzaga	70-68	W
12/4/97	Temple (-/20)	54-56	L
12/6/97	Cleveland State	85-54	W
12/13/97	Detroit	65-68	L
12/17/97	Wright State	95-52	W
12/20/97	South Florida	68-53	W
12/27/97	Eastern Illinois	81-69	W
12/30/97	Purdue (-/5)	74-57	W
1/8/98	Wisconsin	63-40	W
1/10/98	Michigan (-/17)	69-79	L
1/14/98	Minnesota	74-60	W
1/17/98	Illinois	68-64	W
1/21/98	Iowa (-/10)	78-57	W

1/24/98	Penn State	71-59	W
1/28/98	Indiana (22/25)	84-66	W
1/31/98	Northwestern (22/-)	72-66	W
2/4/98	Ohio State (16/-)	84-58	W
2/7/98	Iowa (16/24)	75-64	W
2/12/98	Illinois (13/-)	63-84	L
2/14/98	Minnesota (13/-)	71-59	W
2/17/98	Michigan (14/22)	80-75	W
2/21/98	Wisconsin (14/-)	56-47	W
3/1/98	Purdue (10/11)	96-99	ot L
3/6/98	%Minnesota (12/-)	73-76	L
3/12/98	\$Eastern Michigan (16/-)	83-71	W
3/14/98	%Princeton (16/8)	63-56	W
3/19/98	#North Carolina (16/1)	58-73	L

! Coca Cola Spartan Classic (1st place)  
 % Big Ten Tournament (Chicago, Ill.)  
 \$ NCAA Tournament (Hartford, Conn.)  
 # NCAA Tournament (Greensboro, N.C.)

## 1998-99

NCAA Final Four

Big Ten Champions

#2 AP/#3 ESPN/USA Today

(33-5 Overall; 15-1 - 1st Big Ten)

Date	Opponent	MSU-Opp	W/L
11/13/98	NE Louisiana (5/-)	89-58	W
11/17/98	Oakland (5/-)	96-66	W
11/20/98	Temple (5/7)	59-60	L
11/27/98	!Central Florida (5/-)	87-64	W
11/28/98	!Western Mich. (7/-)	90-66	W
12/2/98	+Duke (9/4)	67-73	L
12/5/98	Connecticut (9/1)	68-82	L
12/10/98	East Tenn. St. (14/-)	86-53	W
12/13/98	Illinois-Chicago (14/-)	77-33	W
12/21/98	!Pepperdine (14/-)	79-67	W
12/22/98	!Utsa (15/-)	68-58	W
12/23/98	!Alabama (15/-)	75-58	W
12/30/98	UNC Asheville (13/-)	64-39	W
1/2/99	Louisville (13/-)	69-57	W
1/6/99	Wisconsin (12/24)	51-66	L
1/9/99	Michigan (12/-)	81-67	W
1/13/99	Minnesota (14/19)	71-55	W
1/16/99	Illinois (14/-)	51-49	W
1/21/99	Iowa (11/14)	80-65	W
1/24/99	Indiana (11/18)	73-59	W
1/27/99	Ohio State (8/15)	76-71	W
1/30/99	Northwestern (8/-)	65-48	W
2/2/99	Penn State (8/-)	70-68	W
2/6/99	Iowa (8/14)	95-81	W
2/11/99	Illinois (5/-)	61-44	W
2/13/99	Minnesota (5/22)	84-82	W
2/16/99	Purdue (4/17)	82-69	W
2/18/99	Michigan (4/-)	73-58	W
2/21/99	Wisconsin (4/13)	56-51	W
2/28/99	Purdue (3/23)	60-46	W
3/5/99	*Northwestern (2/-)	61-59	W
3/6/99	*Wisconsin (2/19)	56-41	W
3/7/99	*Illinois (2/-)	67-50	W
3/12/99	\$Mt. St. Mary's (2/-)	76-53	W
3/14/99	\$Mississippi (2/-)	74-66	W
3/19/99	&Oklahoma (2/-)	54-46	W
3/21/99	&Kentucky (2/8)	73-66	W
3/27/99	!Duke (2/1)	62-68	L

! Coca Cola Spartan Classic (1st place)  
 + Great Eight (Chicago, Ill.)  
 ^ Pearl Harbor Classic (Laie, Hawaii - 1st place)  
 \* Big Ten Tournament (Chicago, Ill.)  
 \$ NCAA Tournament (Milwaukee, Wis.)  
 & NCAA Tournament (St. Louis, Mo.)  
 # NCAA Final Four (St. Petersburg, Fla.)

## 1999-2000

NATIONAL CHAMPIONS

Big Ten Champions

#2 AP/#1 ESPN/USA Today

(32-7 Overall; 13-3 - T-1st Big Ten)

Date	Opponent	MSU-Opp	W/L
11/22/99	Toledo (3/-)	78-33	W
11/25/99	^Providence (3/-)	82-58	W
11/26/99	^South Carolina (3/-)	59-56	W
11/27/99	^Texas (3/20)	74-81	L
12/1/99	North Carolina (8/2)	86-76	W
12/3/99	!Howard (8/-)	75-45	W
12/4/99	!Eastern Mich. (8/-)	74-57	W
12/7/99	+Kansas (4/5)	66-54	W
12/11/99	Arizona (4/2)	68-79	L
12/18/99	Oakland (5/-)	86-51	W
12/23/99	Kentucky (5/-)	58-60	L
12/28/99	Miss. Valley St. (8/-)	96-63	W
12/30/99	Wright State (8/-)	49-53	L
1/5/00	Penn State (11/-)	76-63	W
1/8/00	Iowa (11/-)	75-53	W
1/11/00	Indiana (11/9)	77-71	ot W
1/20/00	Ohio State (10/13)	67-78	L
1/22/00	Northwestern (10/-)	69-45	W
1/27/00	Northwestern (9/-)	59-29	W
1/30/00	Illinois (9/-)	91-66	W
2/1/00	Michigan (8/-)	82-62	W
2/5/00	Connecticut (8/7)	85-66	W
2/8/00	Purdue (6/-)	67-70	L
2/12/00	Wisconsin (6/-)	61-44	W
2/15/00	Ohio State (6/7)	83-72	W
2/19/00	Wisconsin (6/-)	59-54	W
2/23/00	Penn State (5/-)	79-63	W
2/26/00	Indiana (5/16)	79-81	ot L
3/2/00	Minnesota (7/-)	79-43	W
3/4/00	Michigan (7/-)	114-63	W
3/10/00	*Iowa (5/-)	75-65	W
3/11/00	*Wisconsin (5/-)	55-46	W
3/12/00	*Illinois (5/25)	76-61	W
3/16/00	\$Valparaiso (2/-)	65-38	W
3/18/00	!Utah (2/-)	73-61	W
3/23/00	&Syracuse (2/16)	75-58	W
3/25/00	&Iowa State (2/6)	75-64	W
4/1/00	#Wisconsin (2/-)	53-41	W
4/3/00	#Florida (2/13)	89-76	W

^ Puerto Rico Shootout (Bayamon, P.R. - 2nd place)

! Coca Cola Spartan Classic

+ Great Eight (Chicago, Ill.)

\* Big Ten Tournament (Chicago, Ill.)

\$ NCAA Tournament (Cleveland, Ohio)

&amp; NCAA Tournament (Auburn Hills, Mich.)

# NCAA Final Four (Indianapolis, Ind.)





# YEAR-BY-YEAR RESULTS

## 2000-01

### NCAA Final Four

### Big Ten Champions

### #3 AP/#3 ESPN/USA Today

(28-5 Overall; 13-3 - T-1st Big Ten)

Date	Opponent	MSU-Opp	W/L
11/19/00	Oakland (3/-)	97-61	W
11/24/00	Cornell (4/-)	89-56	W
11/25/00	Eastern Wash. (4/-)	83-61	W
11/29/00	North Carolina (3/6)	77-64	W
12/2/00	Illinois-Chicago (3/-)	97-53	W
12/6/00	Florida (2/8)	99-83	W
12/9/00	Loyola (Ill.) (2/-)	103-71	W
12/16/00	Kentucky (2/-)	46-45	W
12/19/00	Seton Hall (2/8)	72-57	W
12/27/00	Bowling Green (1/-)	85-69	W
12/30/00	Wright State (1/-)	88-61	W
1/3/01	Penn State (1/-)	98-73	W
1/7/01	Indiana (1/-)	58-59	L
1/10/01	Northwestern (3/-)	84-53	W
1/13/01	Wisconsin (3/17)	69-59	ot W
1/21/01	Ohio State (3/-)	71-56	W
1/24/01	Northwestern (3/-)	74-58	W
1/27/01	Ohio State (3/-)	55-64	L
1/30/01	Michigan (5/-)	91-64	W
2/4/01	Purdue (5/-)	72-55	W
2/6/01	Illinois (4/7)	66-77	L
2/10/01	Minnesota (4/-)	94-83	W
2/18/01	Iowa (5/25)	94-70	W
2/20/01	Indiana (5/-)	66-57	W
2/24/01	Penn State (5/-)	76-57	W
2/27/01	Wisconsin (3/22)	51-47	W
3/3/01	Michigan (3/-)	78-57	W
3/9/01	*Penn State (2/-)	63-65	L
3/16/01	*Alabama State (3/-)	69-35	W
3/18/01	*Fresno State (3/-)	81-65	W
3/27/01	& Gonzaga (3/-)	77-62	W
3/25/01	& Temple (3/-)	69-62	W
3/31/01	*Arizona (3/5)	61-80	L

! Coca Cola Spartan Classic (1st place)  
 + Jimmy V Classic (East Rutherford, N.J.)  
 \* Sprite Holiday Classic (Auburn Hills, Mich.)  
 \* Big Ten Tournament (Chicago, Ill.)  
 \* NCAA Tournament (Memphis, Tenn.)  
 & NCAA Tournament (Atlanta, Ga.)  
 # NCAA Final Four (Minneapolis, Minn.)

## 2001-02

### NCAA Tournament

(19-12 Overall; 10-6 - 5th Big Ten)

Date	Opponent	MSU-Opp	W/L
11/12/01	*Detroit (15/-)	80-70	W
11/14/01	+Oklahoma (15/25)	67-55	W
11/21/01	& Syracuse (13/18)	58-69	L
11/23/01	& Fresno State (13/23)	58-63	L
11/30/01	IIHFV (22/-)	81-68	W
12/1/01	*Lamar (22/-)	80-71	W
12/5/01	Florida (24/6)	70-74	L
12/9/01	Nicholls State (24/-)	92-38	W
12/15/01	Arizona (23/6)	74-60	W
12/17/01	UNC Asheville (17/-)	76-56	W
12/19/01	Oakland (17/-)	78-50	W
12/22/01	Seton Hall (17/-)	68-64	W
12/29/01	*Stanford (13/16)	64-75	L
1/5/02	Minnesota (19/-)	67-70	L
1/8/02	Indiana (25/-)	65-83	L

1/12/02	Wisconsin (25/-)	63-64	L
1/16/02	Purdue	65-56	W
1/19/02	Penn State	77-65	W
1/22/02	Iowa	71-75	L
1/30/02	Michigan	71-44	W
2/3/02	Illinois (-/12)	67-61	W
2/6/02	Northwestern	49-61	L
2/10/02	Ohio State (-/16)	67-64	W
2/12/02	Illinois (-/18)	61-63	L
2/16/02	Purdue	62-59	W
2/21/02	Minnesota	74-55	W
2/24/02	Indiana (-/23)	57-54	W
2/26/02	Ohio State (-/18)	81-76	W
3/2/02	Iowa	93-79	W
3/9/02	*Indiana (-/22)	56-67	L
3/15/02	*North Carolina State	58-69	L

! Coca Cola Spartan Classic  
 + Preseason NIT (East Lansing)  
 & Preseason NIT (New York - 4th place)  
 \* Pete Newell Challenge (Oakland, Calif.)  
 \* Big Ten Tournament (Indianapolis, Ind.)  
 \* NCAA Tournament (Washington, D.C.)

## 2002-03

### NCAA Tournament

### #18 ESPN/USA Today

(22-13 Overall; 10-6 - T-3rd Big Ten)

Date	Opponent	MSU-Opp	W/L
11/22/02	UNC Asheville (9/-)	66-52	W
11/28/03	*Montana (9/-)	80-60	W
11/29/02	*Villanova (9/-)	73-81	L
1/30/02	*Oklahoma State (9/-)	61-64	L
12/4/02	Virginia (21/22)	82-75	W
12/8/02	Cleveland St. (21/-)	79-47	W
12/14/02	Kentucky (21/12)	71-67	W
12/17/02	Loyola (15/-)	80-54	W
12/21/02	South Florida (15/-)	65-56	W
12/28/02	Jacksonville St. (15/-)	76-52	W
12/30/02	Toledo (14/-)	76-81	L
1/4/03	+Oklahoma (14/10)	58-60	L
1/9/03	Ohio State (25/-)	66-55	W
1/11/03	Iowa (25/-)	64-68	L
1/14/03	Purdue	60-72	L
1/18/03	Minnesota	69-77	L
1/22/03	Penn State	70-36	W
1/26/03	Michigan	58-60	W
1/28/03	Indiana (-/19)	61-54	W
2/2/03	Illinois (-/13)	68-65	W
2/8/03	Indiana	67-62	ot W
2/11/03	Wisconsin	53-64	W
2/15/03	Northwestern	64-51	W
2/18/03	Illinois (-/20)	40-70	L
2/23/03	Syracuse (-/15)	75-76	L
2/26/03	Minnesota	71-61	W
3/1/03	Purdue	69-61	W
3/5/03	Iowa	82-54	W
3/8/03	Ohio State	72-58	W
3/14/03	*Purdue	54-42	W
3/15/03	*Ohio State	54-55	L
3/21/03	*Colorado	79-64	W
3/23/03	*Florida (-/10)	68-46	W
3/28/03	& Maryland (-/17)	60-58	W
3/30/03	& Texas (-/5)	76-85	L

\* Great Alaska Shootout (Anchorage - 4th place)  
 + All College Classic (Oklahoma City, Okla.)  
 \* Big Ten Tournament (Chicago, Ill.)  
 \* NCAA Tournament (Tampa, Fla.)  
 & NCAA Tournament (San Antonio, Texas)

## 2003-04

### NCAA Tournament

(18-12 Overall; 12-4 - T-2nd Big Ten)

Date	Opponent	MSU-Opp	W/L
11/21/03	Bucknell (3/-)	64-52	W
11/25/03	Kansas (3/6)	74-81	L
11/29/03	*Penn (3/-)	77-52	W
11/30/03	*DePaul (3/-)	89-81	W
12/3/03	Duke (5/6)	50-72	L
12/6/03	+Oklahoma (5/14)	77-80	ot L
12/13/03	*Kentucky (21/8)	74-79	L
12/16/03	South Florida (25/-)	73-60	W
12/20/03	UCLA (25/-)	58-64	L
12/30/03	Coppin State	78-72	W
1/3/04	Syracuse (-/17)	83-96	L
1/10/04	Wisconsin (-/21)	64-77	L
1/14/04	Penn State	76-58	W
1/17/04	Michigan	71-54	W
1/21/04	Northwestern	73-61	W
1/25/04	Purdue (-/23)	70-76	ot L
1/28/04	Minnesota	79-78	ot W
1/31/04	Indiana	84-72	W
2/4/04	Iowa	89-72	W
2/7/04	Ohio State	84-70	W
2/10/04	Illinois	51-75	L
2/14/04	Minnesota	69-58	W
2/17/04	Purdue	62-55	W
2/21/04	Northwestern	66-56	W
2/24/04	Michigan	72-69	W
2/28/04	Penn State	67-42	W
3/2/04	Wisconsin (-/17)	64-68	ot L
3/12/04	*Northwestern	68-55	W
3/13/04	*Wisconsin (-/10)	66-68	L
3/18/04	*Nevada	66-72	L

% The Basketball Bowl (Detroit, Mich. - Ford Field; Attn: 78,129)  
 ! Spartan Classic  
 + Spartan Clash (Auburn Hills, Mich.)  
 \* Big Ten Tournament (Indianapolis, Ind.)  
 \* NCAA Tournament (Seattle, Wash.)

## 2004-05

### NCAA Final Four

### #15 AP/#4 ESPN/USA Today

(26-7 Overall; 13-3 - 2nd Big Ten)

Date	Opponent	MSU-Opp	W/L
11/19/04	Florida A&M (13/-)	104-72	W
11/23/04	UW-Green Bay (10/-)	104-46	W
11/27/04	Nicholls State (10/-)	102-52	W
11/30/04	Duke (11/10)	74-81	L
12/4/04	+George Wash. (11/-)	83-96	L
12/5/04	+George Mason (11/-)	66-60	W
12/11/04	*Stanford (20/-)	78-53	W
12/18/04	Delaware St. (21/-)	63-45	W
12/21/04	UCLA (23/-)	76-64	W
12/29/04	UNC Asheville (23/-)	92-63	W
1/5/05	Penn State (20/-)	84-58	W
1/8/05	Northwestern (20/-)	87-58	W
1/16/05	Wisconsin (15/-)	59-62	L
1/18/05	Purdue (19/-)	71-64	W
1/22/05	Minnesota (19/-)	69-55	W
1/27/05	Michigan (15/-)	64-53	W
1/29/05	Oakland (15/-)	92-75	W
2/1/05	Illinois (12/1)	68-81	L
2/5/05	Iowa (12/-)	75-64	W
2/9/05	Ohio State (13/-)	83-69	W
2/12/05	Michigan (13/-)	64-49	W

## YEAR-BY-YEAR RESULTS

2/16/05	Minnesota (11/-)	81-62	W
2/19/05	Purdue (11/-)	68-57	W
2/24/05	Wisconsin (10/20)	77-64	W
2/27/05	Indiana (10/-)	74-78	ot L
3/2/05	Northwestern (14/-)	69-58	W
3/5/05	Penn State (14/-)	90-64	W
3/11/05	*Iowa (13/-)	69-71	L
3/18/05	^Old Dominion (15/-)	89-81	W
3/20/05	^Vermont (15/-)	72-61	W
3/25/05	&Duke (15/3)	78-68	W
3/27/05	&Kentucky (15/7)	94-88	2ot W
4/2/05	#North Carolina (15/2)	71-87	L
+ BB&T Classic (Washington, D.C. - 3rd place)			
% Spartan Clash (Auburn Hills, Mich.)			
* Big Ten Tournament (Chicago, Ill.)			
\$ NCAA Tournament (Worcester, Mass.)			
& NCAA Tournament (Austin, Texas)			
# NCAA Final Four (St. Louis, Mo.)			

## 2005-06

## NCAA Tournament

(22-12 Overall; 8-8 - T-6th Big Ten)

Date	Opponent	MSU-Opp	W/L
11/19/05	Hawaii (4/-)	62-84	L
11/21/05	+Chaminade (12/-)	89-67	W
11/22/05	+Gonzaga (12/8) 106-109	3ot	L
11/23/05	+Arizona (12/9)	74-71	ot W
11/27/05	IPFW (12/-)	84-73	W
11/30/05	Georgia Tech (13/-)	88-86	W
12/3/05	%Ark.-Little Rock (13/1)	72-67	W
12/6/05	#Boston College (14/6)	77-70	W
12/10/05	\$Wichita State (14/-)	83-64	W
12/16/05	Cleveland St. (12/-)	83-75	W
12/18/05	Florida Inter. (12/-)	85-58	W
12/21/05	UW-Green Bay (10/-)	98-69	W
12/28/05	Tennessee Tech (9/-)	80-63	W
12/31/05	Coppin State (9/-)	78-54	W
1/5/06	Illinois (7/6)	50-60	L
1/8/06	Wisconsin (7/-)	63-82	L
1/11/06	Indiana (14/9)	87-73	W
1/15/06	Ohio State (14/19)	62-59	2ot W
1/21/06	Iowa (11/23)	85-55	W
1/25/06	Michigan (11/-)	67-72	L
1/28/06	Penn State (11/-)	69-60	W
2/4/06	Northwestern (12/-)	77-66	W
2/8/06	Purdue (12/-)	77-52	W
2/11/06	Minnesota (12/-)	55-69	L
2/14/06	Iowa (16/18)	54-66	L
2/18/06	Michigan (16/-)	90-71	W
2/22/06	Ohio State (18/13)	68-79	L
2/26/06	Indiana (18/-)	71-78	L
3/2/06	Wisconsin (25/-)	74-65	W
3/4/06	Illinois (25/10)	68-75	L
3/9/06	*Purdue	70-58	W
3/10/06	*Illinois (-/9)	61-56	W
3/11/06	*Iowa (-/20)	48-53	L
3/17/06	&George Mason	65-75	L
+ Maui Invitational (Lahaina, Hawaii - 3rd place)			
% Grand Rapids, Mich.			
* Jimmy V Classic (New York, N.Y.)			
\$ Spartan Clash (Auburn Hills, Mich.)			
* Big Ten Tournament (Indianapolis, Ind.)			
& NCAA Tournament (Dayton, Ohio)			

## 2006-07

## NCAA Tournament

(23-12 Overall; 8-8 - T-6th Big Ten)

Date	Opponent	MSU-Opp	W/L
11/8/06	%Brown	45-34	W
11/9/06	%Youngstown State	86-61	W
11/12/06	The Citadel	73-41	W
11/16/06	%Texas (-/19)	63-61	W
11/17/06	%Maryland	60-62	L
11/21/06	Vermont	66-46	W
11/25/06	Oakland	71-53	W
11/29/06	Boston College	58-65	L
12/3/06	Bradley	82-53	W
12/6/06	IPFW	80-43	W
12/9/06	SBYU	76-61	W
12/16/06	Chicago State	69-61	W
12/19/06	Belmont	67-58	W
12/23/06	UW-Green Bay	76-64	W
12/30/06	Loyola (Md.)	74-71	W
1/4/07	Iowa	60-62	L
1/7/07	Indiana	51-73	L
1/10/07	Northwestern	66-45	W
1/14/07	Illinois	63-57	W
1/20/07	Penn State	71-64	W
1/24/07	Minnesota	90-46	W
1/27/07	Ohio State (-/5)	64-66	L
1/30/07	Illinois	50-57	L
2/3/07	Ohio State (-/4)	54-63	L
2/7/07	Purdue	38-62	L
2/13/07	Michigan	59-44	W
2/17/07	Iowa	81-49	W
2/20/07	Wisconsin (-/1)	64-55	W
2/24/07	Indiana	66-58	W
2/27/07	Michigan	56-67	L
3/3/07	Wisconsin (-/4)	50-52	L
3/8/07	*Northwestern	62-57	W
3/9/07	*Wisconsin (-/3)	57-70	L
3/15/07	&Marquette (-/18)	61-49	W
3/17/07	&North Carolina (-/8)	67-81	L
% 2K Sports College Hoops Classic (E. Lan./N.Y. - 2nd place)			
\$ Spartan Clash (Auburn Hills, Mich.)			
* Big Ten Tournament (Chicago, Ill.)			
& NCAA Tournament (Winston-Salem, N.C.)			

## 2007-08

## NCAA Tournament

(27-9 Overall; 12-6 - 4th Big Ten)

Date	Opponent	MSU-Opp	W/L
11/13/07	%Chicago St. (12/-)	86-53	W
11/14/07	%La.-Monroe (12/-)	83-65	W
11/19/07	%Missouri (10/-)	86-83	W
11/20/07	%UCLA (10/2)	63-68	L
11/24/07	Oakland (10/-)	75-71	W
11/28/07	N. Carolina St. (10/24)	81-58	W
12/1/07	Jacksonville (10/-)	80-51	W
12/4/07	Bradley (9/-)	66-61	W
12/8/07	^BYU (9/20)	68-61	W
12/15/07	IPFW (9/-)	79-57	W
12/19/07	San Jose State (9/-)	85-45	W
12/22/07	\$Texas (9/4)	78-72	W
12/29/07	Green Bay (7/-)	93-75	W
1/5/08	Minnesota (6/-)	65-59	W
1/8/08	Purdue (6/-)	78-75	W
1/12/08	Iowa (6/-)	36-43	L
1/15/08	Ohio State (11/-)	66-60	W
1/20/08	Minnesota (11/-)	78-73	W
1/24/08	Northwestern (10/-)	78-62	W
1/27/08	Michigan (10/-)	77-62	W
1/30/08	Illinois (8/-)	51-41	W
2/2/08	Penn State (8/-)	76-85	L

2/9/08	Northwestern (11/-)	70-55	W
2/12/08	Purdue (10/19)	54-60	L
2/16/08	Indiana (10/13)	61-80	L
2/20/08	Penn State (19/-)	86-49	W
2/23/08	Iowa (19/-)	66-52	W
2/28/08	Wisconsin (19/10)	42-57	L
3/2/08	Indiana (19/12)	103-74	W
3/6/08	Illinois (17/-)	59-51	W
3/9/08	Ohio State (17/-)	54-63	L
3/14/08	*Ohio State (19/-)	67-60	W
3/15/08	*Wisconsin (19/8)	63-65	L
3/20/08	&Temple (18/-)	72-61	W
3/22/08	&Pittsburgh (18/17)	65-54	W
3/28/08	#Memphis (18/2)	74-92	L
% CBE Classic (East Lansing/Kansas City, Mo. - 2nd place)			
^ Salt Lake City, Utah			
\$ Spartan Clash (Auburn Hills, Mich.)			
* Big Ten Tournament (Indianapolis, Ind.)			
& NCAA Tournament (Denver, Colo.)			
# NCAA Tournament (Houston, Texas)			

## 2008-09

## NCAA Final Four

## Big Ten Champions

## #8 AP/#2 ESPN/USA Today

(31-7 Overall; 15-3 - 1st Big Ten)

Date	Opponent	MSU-Opp	W/L
11/16/08	Idaho (6/-)	100-62	W
11/19/08	IPFW (5/-)	70-59	W
11/27/08	+Maryland (5/-)	62-80	L
11/28/08	+Oklahoma State (5/-)	94-79	W
11/30/08	+Wichita State (5/-)	65-57	W
12/3/08	%North Carolina (13/1)	63-98	L
12/7/08	Bradley (13/-)	75-59	W
12/13/08	Alcorn State (18/-)	118-60	W
12/17/08	The Citadel (19/-)	79-65	W
12/20/08	\$Texas (19/5)	67-63	W
12/27/08	^Oakland (11/-)	82-66	W
12/31/08	Minnesota (10/21)	70-58	W
1/3/09	Northwestern (10/-)	77-66	W
1/6/09	Ohio State (8/-)	67-58	W
1/10/09	Kansas (8/-)	75-62	W
1/14/09	Penn State (7/-)	78-73	W
1/17/09	Illinois (7/-)	63-57	W
1/21/09	Northwestern (7/-)	63-70	L
1/25/09	Ohio State (7/-)	78-67	W
1/29/09	Iowa (9/-)	71-56	W
2/1/09	Penn State (9/-)	68-72	L
2/4/09	Minnesota (13/19)	76-47	W
2/7/09	Indiana (13/-)	75-47	W
2/10/09	Michigan (9/-)	54-42	W
2/17/09	Purdue (6/19)	54-72	L
2/22/09	Wisconsin (6/-)	61-50	W
2/25/09	Iowa (9/-)	62-54	W
3/1/09	Illinois (9/20)	74-66	W
3/3/09	Indiana (8/-)	64-59	W
3/8/09	Purdue (8/19)	62-51	W
3/13/09	*Minnesota (7/-)	64-56	W
3/14/09	*Ohio State (7/-)	70-82	L
3/20/09	&Robert Morris (8/-)	77-62	W
3/22/09	&USC (8/-)	74-69	W
3/27/09	#Kansas (8/14)	67-62	W
3/29/09	^Louisville (8/1)	64-52	W
4/4/09	^Connecticut (8/5)	82-73	W
4/6/09	^North Carolina (8/2)	72-89	L
+ Old Spice Classic (Lake Buena Vista, Fla.)			
% Ford Field, Detroit, Mich.			
\$ Houston, Texas			
^ Auburn Hills, Mich.			
* Big Ten Tournament (Indianapolis, Ind.)			
& NCAA Tournament (Minneapolis, Minn.)			
# NCAA Tournament (Indianapolis, Ind.)			
! NCAA Final Four (Detroit, Mich.)			



# YEAR-BY-YEAR RESULTS

## 2009-10

### NCAA Final Four

### Big Ten Champions

### #13 AP/#4 ESPN/USA Today

(28-9 Overall; 14-4 - t-1st Big Ten)

Date	Opponent	MSU-Opp	W/L
11/13/09	Florida Gulf Coast (2/-)	97-58	W
11/17/09	Gonzaga (2/-)	75-71	W
11/20/09	%Toledo (2/-)	75-62	W
11/22/09	%Valparaiso (2/-)	90-60	W
11/27/09	%Florida (2/-)	74-77	L
11/28/09	%UMass (2/-)	106-68	W
12/1/09	North Carolina (9/10)	82-89	L
12/4/09	Wofford (9/-)	72-60	W
12/7/09	The Citadel (12/-)	69-56	W
12/10/09	Oakland (12/-)	88-57	W
12/19/09	IPFW (12/-)	72-60	W
12/22/09	Texas (9/2)	68-79	L
12/30/09	UT Arlington (11/-)	87-68	W
1/2/10	Northwestern (11/25)	91-70	W
1/6/10	Wisconsin (10/17)	54-47	W
1/9/10	Iowa (10/-)	71-53	W
1/13/10	Minnesota (7/-)	60-53	W
1/16/10	Illinois (7/-)	73-63	W
1/20/10	Iowa (6/-)	70-63	W
1/23/10	Minnesota (6/-)	65-64	W
1/26/10	Michigan (5/-)	57-56	W
1/30/10	Northwestern (5/-)	79-70	W
2/2/10	Wisconsin (5/16)	49-67	L
2/6/10	Illinois (5/-)	73-78	L
2/9/10	Purdue (10/6)	64-76	L
2/13/10	Penn State (10/-)	65-54	W
2/16/10	Indiana (11/-)	72-58	W
2/21/10	Ohio State (11/9)	67-74	L
2/28/10	Purdue (14/3)	53-44	W
3/4/10	Penn State (11/-)	67-65	W
3/7/10	Michigan (11/-)	64-48	W
3/12/10	*Minnesota (11/-)	67-72	L
3/19/10	&New Mexico State (13/-)	70-67	W
3/21/10	&Maryland (13/20)	85-83	W
3/26/10	#Northern Iowa (13/-)	59-52	W
3/28/10	%Tennessee (13/15)	70-69	W
4/3/10	%Butler (13/11)	50-52	L

% Legends Classic (East Lansing/Atlantic City, N.J. - 3rd place)

\* Big Ten Tournament (Indianapolis, Ind.)

& NCAA Tournament (Spokane, Wash.)

# NCAA Tournament (St. Louis, Mo.)

! NCAA Final Four (Indianapolis, Ind.)

## 2010-11

### NCAA Tournament

(19-15 Overall; 9-9 - t-4th Big Ten)

Date	Opponent	MSU-Opp	W/L
11/12/10	Eastern Michigan (2/-)	96-66	W
11/16/10	South Carolina (2/-)	82-73	W
11/22/10	%Chaminade (2/-)	82-74	W
11/23/10	%Connecticut (2/-)	67-70	L
11/24/10	%Washington (2/13)	76-71	W
11/28/10	Tennessee Tech (2/-)	73-55	W
12/1/10	Duke (6/1)	79-84	L
12/4/10	Bowling Green (9/-)	74-39	W
12/7/10	Syracuse (7/8)	58-72	L
12/11/10	Oakland (7/-)	77-76	W
12/18/10	Prairie View A&M (14/-)	90-51	W
12/22/10	Texas (12/18)	55-67	L
12/31/10	Minnesota (20/14)	71-62	W
1/3/11	Northwestern (18/-)	65-62	W
1/8/11	Penn State (18/-)	62-66	L
1/11/11	Wisconsin (-/20)	64-61	ot W

1/15/11	Northwestern	71-67	ot W
1/18/11	Illinois (17/23)	62-71	L
1/22/11	Purdue (17/14)	76-86	L
1/27/11	Michigan (25/-)	57-61	L
1/30/11	Indiana (25/-)	84-83	ot W
2/2/11	Iowa	52-72	L
2/6/11	Wisconsin (-/19)	56-82	L
2/10/11	Penn State	75-57	W
2/15/11	Ohio State (-/2)	61-71	L
2/19/11	Illinois	61-57	W
2/22/11	Minnesota	53-48	W
2/27/11	Purdue (-/8)	47-67	L
3/2/11	Iowa	85-66	W
3/5/11	Michigan	63-70	L
3/10/11	*Iowa	66-61	W
3/11/11	*Purdue (-/9)	74-56	W
3/12/11	*Penn State	48-61	L
3/17/11	&UCLA	76-78	L

% Maui Invitational (Lahaina, Hawaii - 3rd place)

\* Big Ten Tournament (Indianapolis, Ind.)

& NCAA Tournament (Tampa, Fla.)

## 2011-12

### NCAA Tournament

### Big Ten Champions

### #5 AP/#7 ESPN/USA Today

(29-8 Overall; 13-5 - t-1st Big Ten)

Date	Opponent	MSU-Opp	W/L
11/11/11	%North Carolina (-/1)	55-67	L
11/15/11	^Duke (-/6)	69-74	L
11/18/11	Texas Southern	76-41	W
11/20/11	UALR	69-47	W
11/23/11	Milwaukee	68-55	W
11/27/11	Eastern Michigan	72-40	W
11/30/11	Florida State	65-49	W
12/4/11	Nebraska Omaha	110-68	W
12/7/11	Central Connecticut	89-69	W
12/10/11	Gonzaga (-/23)	74-67	W
12/17/11	Bowling Green (21/-)	74-60	W
12/19/11	UMKC (19/-)	89-54	W
12/22/11	Lehigh (19/-)	90-81	W
12/28/11	Indiana (16/13)	80-65	W
12/31/11	Nebraska (16/-)	68-55	W
1/3/12	Wisconsin (10/18)	63-60	ot W
1/10/12	Iowa (6/-)	95-61	W
1/14/12	Northwestern (6/-)	74-81	L
1/17/12	Michigan (9/20)	59-60	L
1/21/12	Purdue (9/-)	83-58	W
1/25/12	Minnesota (10/-)	68-52	W
1/31/12	Illinois (9/-)	41-42	L
2/5/12	Michigan (9/23)	64-54	W
2/8/12	Penn State (11/-)	77-57	W
2/11/12	Ohio State (11/3)	58-48	W
2/16/12	Wisconsin (7/15)	69-55	W
2/19/12	Purdue (7/-)	76-62	W
2/22/12	Minnesota (6/-)	66-61	W
2/25/12	Nebraska (6/-)	62-34	W
2/28/12	Indiana (5/18)	55-70	L
3/4/12	Ohio State (5/10)	70-72	L
3/9/12	*Iowa (8/-)	92-75	W
3/10/12	*Wisconsin (8/14)	65-52	W
3/11/12	*Ohio State (8/7)	68-64	W
3/16/12	&LIU Brooklyn (5/-)	89-67	W
3/18/12	&Saint Louis (5/-)	65-61	W
3/22/12	^Louisville (5/17)	44-57	L

% Quicken Loans Carrier Classic (USS Carl Vinson, San Diego)

^ Champions Classic (New York, N.Y.)

\* Big Ten Tournament (Indianapolis, Ind.)

& NCAA Tournament (Columbus, Ohio)

# NCAA Tournament (Phoenix, Ariz.)

## 2012-13

### NCAA Tournament

### #9 AP/#13 ESPN/USA Today

(27-9 Overall; 13-5 - t-2nd Big Ten)

Date	Opponent	MSU-Opp	W/L
11/9/12	%Connecticut (14/-)	62-66	L
11/13/12	^Kansas (21/7)	67-64	W
11/18/12	Texas Southern (21/-)	69-41	W
11/20/12	Boise State (15/-)	74-70	W
11/23/12	Oakland (15/-)	70-52	W
11/25/12	Louisiana (15/-)	63-60	W
11/28/12	Miami (13/-)	59-67	L
12/1/12	Nicholls State (13/-)	84-39	W
12/5/12	Ark.-Pine Bluff (19/-)	76-44	W
12/8/12	Loyola-Chicago (19/-)	73-61	W
12/17/12	%Tuskegee (19/-)	92-56	W
12/18/12	Bowling Green (20/-)	89-54	W
12/22/12	Texas (20/-)	67-56	W
12/31/12	Minnesota (18/9)	63-76	L
1/5/13	Purdue (18/-)	84-61	W
1/10/13	Iowa (22/-)	62-59	W
1/13/13	Nebraska (22/-)	66-56	W
1/16/13	Penn State (18/-)	81-72	W
1/19/13	Ohio State (18/11)	59-56	W
1/22/13	Wisconsin (13/-)	49-47	W
1/27/13	Indiana (13/7)	70-75	L
1/31/13	Illinois (13/-)	80-75	W
2/6/13	Minnesota (12/18)	61-50	W
2/9/13	Purdue (12/-)	78-65	W
2/12/13	Michigan (8/4)	75-52	W
2/16/13	Nebraska (8/-)	73-64	W
2/19/13	Indiana (4/1)	68-72	L
2/24/13	Ohio State (4/18)	60-68	L
3/3/13	Michigan (9/4)	57-58	L
3/7/13	Wisconsin (10/22)	58-43	W
3/10/13	Northwestern (10/-)	71-61	W
3/15/13	*Iowa (8/-)	59-56	W
3/16/13	*Ohio State (8/10)	58-61	L
3/21/13	&Valparaiso (9/-)	65-54	W
3/23/13	&Memphis (9/19)	70-48	W
3/29/13	#Duke (9/6)	61-71	L

% Armed Forces Classic (Ramstein Air Base, Germany)

^ Champions Classic (Atlanta, Ga.)

S Played at Jenison Field House

\* Big Ten Tournament (Chicago, Ill.)

& NCAA Tournament (Auburn Hills, Mich.)

# NCAA Tournament (Indianapolis, Ind.)

## MSU'S RECORD

When Ranked	492-172
When Ranked in Top 10	247-84
When Ranked No. 1	5-3
Vs. Ranked Opponents	173-258
Vs. Opp. Ranked in Top 10	55-141
Vs. Opp. Ranked No. 1	2-19

\* Rankings based on The Associated Press Poll



## ALL-TIME RECORDS VS. OPPONENTS

## AC Spark Plug (Flint)..... 1-0

(A - 1-0)  
12-26-1919 A W 29-28

## Adrian ..... 12-0

(H - 9-0; A - 3-0)

1-18-1906 H W 43-18  
10-30-1906 A W 21-20  
2-7-1907 H W 54-24  
2-20-1907 A W 41-20  
1-17-1908 H W 30-14  
2-22-1908 A W 42-31  
1-25-1909 H W 53-13  
12-15-1923 H W 25-12  
10-10-1924 H W 42-16  
12-12-1925 H W 30-14  
12-8-1926 H W 33-29  
12-7-1927 H W 30-25

## Akron ..... 1-0

(A - 1-0)  
2-27-1914 A W 45-30

## Alabama ..... 1-1

(N - 1-1)

12-28-1983 N L 69-81  
12-23-1998 N W 75-58

## Alabama-Birmingham ... 0-2

(N - 0-2)

3-15-1985 N L 68-70  
3-29-1989 N L 76-78 ot

## Alabama State ..... 1-0

(N - 1-0)

3-16-2001 N W 69-35

## Albion ..... 10-1

(H - 8-1; A - 2-0)

2-23-1906 A W 44-11  
3-3-1906 H W 59-8  
2-2-1912 H W 60-23  
1-2-1922 H W 33-13  
1-12-1927 H L 31-37  
2-8-1928 H W 52-20  
12-3-1932 H W 31-29  
12-2-1935 H W 36-28  
12-9-1936 H W 32-22  
1-8-1945 A W 72-36  
1-22-1945 H W 58-38

## Alcorn State ..... 1-0

(H - 1-0)

12-13-2008 H W 118-60

## Alger Country Club ..... 1-0

(A - 1-0)

3-21-1920 A W 17-14

## Alma ..... 15-1

(H - 12-0; A - 3-1)

2-1-1902 H W 102-3  
3-9-1902 A W 29-3  
1-23-1904 H W 52-7  
2-27-1904 A L 14-22  
3-16-1906 H W 52-8  
1-20-1911 H W 51-24  
2-24-1911 A W 23-21  
1-16-1912 H W 53-14  
2-16-1912 A W 37-15  
1-27-1913 H W 48-24  
1-20-1917 H W 47-7  
1-4-1922 H W 43-17  
2-17-1923 H W 27-21  
2-6-1931 H W 42-20  
12-23-1931 H W 39-12  
11-27-1948 H W 46-33

## Alpena Independent ..... 1-0

(A - 1-0)

3-20-1920 A W 22-11

## Alumni ..... 3-1

(H - 3-1)

3-14-1925 H W 43-19  
3-6-1926 H L 38-40  
2-25-1927 H W 36-24  
1-17-1959 H W 63-56

## Ann Arbor YMCA ..... 0-2

(H - 0-1; A - 0-1)

2-12-1906 H L 20-21  
2-24-1906 A L 25-29

## Arizona ..... 2-4

(H - 1-1; A - 0-2; N - 1-1)

1-2-1947 H L 43-45  
12-29-1987 A L 58-78  
12-11-2000 A L 68-79  
3-31-2001 N L 61-80  
12-15-2001 H W 74-60  
11-23-2005 N W 74-71 ot

## Arizona State ..... 1-0

(N - 1-0)

12-30-1972 N W 83-74

## Arkansas ..... 2-0

(N - 2-0)

11-27-1991 N W 86-71  
11-28-1995 N W 75-72

## Arkansas-Little Rock ..... 2-0

(H - 1-0; N - 1-0)

12-3-2005 N W 72-67  
11-20-2011 H W 69-47

## Arkansas-Pine Bluff ..... 1-0

(H - 1-0)

12-5-2012 H W 76-44

## Armour Instit. of Tech. .... 7-2

(H - 5-0; A - 2-2)

1-12-1907 H W 51-24  
2-27-1908 A L 26-29  
2-21-1909 H W 53-7  
2-11-1910 A W 26-11  
1-21-1911 H W 51-11  
2-3-1911 A L 21-36  
1-12-1912 H W 39-30  
1-27-1912 H W 51-18  
2-12-1923 H W 27-22

## Army ..... 1-0

(H - 1-0)

12-1-1984 H W 76-64

## Auburn ..... 1-0

(N - 1-0)

11-24-1989 N W 92-79

## Austin Peay ..... 3-1

(H - 3-0; A - 0-1)

12-19-1987 A L 77-85  
12-17-1988 H W 70-60  
12-9-1989 H W 88-76  
12-27-1991 H W 82-71

## Ball State ..... 1-0

(H - 1-0)

12-29-1994 H W 117-95

## Baltimore ..... 1-0

(A - 1-0)

1-29-1940 A W 39-28

## Battle Creek YMCA ..... 3-0

(H - 2-0; A - 1-0)

2-25-1905 H W 94-4  
2-24-1908 A W 28-14  
2-18-1909 H W 32-25

## Bay City YMCA ..... 3-0

(H - 2-0; A - 1-0)

1-21-1905 H W 47-20  
3-3-1905 A W 30-14  
2-7-1910 H W 84-12

## Belmont ..... 1-0

(H - 1-0)

12-19-2006 H W 67-58

## Bethany ..... 2-1

(H - 2-0; A - 0-1)

3-2-1921 H W 41-18  
1-16-1930 A L 27-36  
2-11-1930 H W 36-32

## Boise State ..... 2-0

(H - 1-0; A - 1-0)

11-29-1982 A W 71-59  
11-20-2012 H W 74-70

## Boston College ..... 2-3

(H - 1-0; A - 0-1; N - 1-2)

2-22-1947 H W 70-49  
12-28-1973 N L 81-94  
12-28-1984 N L 78-82  
12-6-2005 N W 77-70  
11-29-2006 A L 58-65

## Bowling Green ..... 11-3

(H - 7-1; A - 3-1; N - 1-1)

12-3-1959 H W 96-67  
12-5-1960 A W 70-67  
12-7-1963 H W 104-81  
12-7-1965 A W 84-59  
12-28-1966 N L 67-75  
3-18-1983 H W 72-71  
12-10-1988 H W 89-72  
12-18-1989 H L 79-81  
12-1-1990 A L 85-98  
12-28-1993 H W 62-49  
12-27-2000 N W 85-69  
12-4-2010 H W 74-39  
12-17-2011 H W 74-60  
12-18-2012 A W 64-53

## Bradley ..... 4-0

(H - 2-0; A - 1-0; N - 1-0)

12-19-1969 N W 89-87  
12-3-2006 H W 82-53  
12-4-2007 A W 66-61  
12-7-2008 H W 75-59

## Brigham Young ..... 5-4

(H - 3-0; A - 0-3; N - 2-1)

12-29-1930 H W 29-28  
12-8-1956 H W 79-61  
12-21-1959 A L 75-79  
12-23-1963 A L 90-95  
12-16-1980 A L 50-82  
12-4-1982 H W 63-55  
12-29-1986 N L 88-96  
12-9-2006 N W 76-61  
12-8-2007 N W 68-61

## Brooklyn ..... 2-0

(H - 2-0)

12-15-1983 H W 85-72  
12-2-1986 H W 80-62

## Brown ..... 1-0

(H - 1-0)

11-8-2006 H W 45-34

## Buchtel ..... 0-1

(A - 0-1)

2-27-1913 A L 30-35

## Bucknell ..... 1-0

(H - 1-0)

11-21-2003 H W 64-52

## Buffalo ..... 4-0

(H - 1-0; A - 3-0)

2-1-1917 H W 36-17  
1-16-1933 A W 29-18  
1-12-1934 A W 37-30  
1-14-1938 A W 65-35

## Butler ..... 13-11

(H - 9-2; A - 4-8; N - 0-1)

1-14-1927 A L 16-53  
1-31-1927 H L 23-29  
2-1-1936 H L 21-24  
2-8-1937 A L 21-27  
1-28-1938 H W 21-15  
1-21-1939 A L 33-34  
1-28-1939 H W 39-29  
1-26-1942 H W 40-39  
2-7-1942 A L 36-38  
12-17-1956 A L 79-83  
12-2-1958 H W 74-55  
12-8-1958 H W 72-46  
12-28-1959 A W 85-80  
12-3-1960 H W 77-71  
12-23-1961 A W 77-72  
12-28-1963 A W 76-65  
12-19-1964 A L 89-90  
12-9-1965 H W 75-56  
12-14-1967 A L 55-65  
12-13-1968 H W 70-60  
12-17-1969 A L 60-81  
12-14-1970 H W 99-75  
12-20-1971 A W 77-71  
4-3-2010 N L 50-52

## Camp Grant ..... 0-2

(H - 0-1; A - 0-1)

1-29-1943 H L 31-39  
2-20-1943 A L 31-43

## California ..... 0-5

(H - 0-1; A - 0-2; N - 0-2)

1-5-1938 H L 29-31  
12-22-1939 A L 37-41  
12-23-1959 A L 60-71  
12-30-1961 N L 72-85  
12-20-1963 N L 68-78

## Cal State Fullerton ..... 4-0

(H - 2-0; A - 1-0; N - 1-0)

12-1-1967 H W 80-49  
12-9-1978 H W 92-89  
12-6-1980 A W 58-42  
12-29-1981 N W 51-50 ot

## UCLA ..... 2-6

(H - 1-1; A - 1-3; N - 0-2)

12-19-1952 H L 55-60  
12-31-1953 A L 57-67  
12-27-1957 A W 63-61  
12-28-1960 A L 61-98  
12-20-2003 A L 58-64  
12-21-2004 H W 76-64  
11-20-2007 N L 63-68  
3-17-2011 N L 76-78

## UC Santa Barbara ..... 1-0

(N - 1-0)

3-17-1990 N W 62-58

## Canisius ..... 4-0

(H - 2-0; A - 2-0)

12-8-1975 H W 83-68  
12-18-1976 A W 82-59  
11-24-1984 A W 80-71  
12-7-1985 H W 90-61

## Carleton ..... 0-1

(H - 0-1)

1-7-1924 H L 12-27

## Carnegie Inst. of Tech. .... 4-0

(H - 3-0; A - 1-0)

12-29-1921 H W 38-17  
12-30-1922 H W 37-29  
2-19-1926 H W 27-22  
1-17-1930 A W 35-23



# ALL-TIME RECORDS VS. OPPONENTS

## Case.....1-1

(H - 1-0; A - 0-1)  
1-8-1937 A L 34-38  
1-1-1938 H W 48-34

## Central Connecticut St.....1-0

(H - 1-0)  
12-7-2011 H W 89-69

## Central Florida.....1-0

(H - 1-0)  
11-27-1998 H W 87-64

## Central Michigan.....30-3

(H - 25-2; A - 5-1)

2-3-1906 H W 37-12  
2-16-1906 A W 21-18  
1-26-1907 H W 42-18  
3-1-1907 A W 33-22  
1-4-1908 A W 46-8  
2-5-1908 H W 41-23  
1-6-1912 H W 72-10  
1-7-1920 H W 29-15  
1-8-1921 H W 26-21  
1-25-1922 H W 27-21  
1-27-1923 H W 28-13  
1-29-1924 H W 21-20  
1-26-1934 H W 32-27  
12-1-1934 H W 43-14  
1-7-1939 H W 29-24  
12-8-1941 H W 29-23  
12-22-1970 H W 85-74  
12-19-1972 H W 96-74  
12-1-1973 A W 78-70  
12-2-1974 H W 82-78  
12-1-1975 H W 69-61  
11-29-1976 A L 76-81  
11-28-1977 H W 68-61  
11-27-1978 H W 71-54  
12-18-1979 A W 95-76  
11-29-1980 H L 66-89  
11-27-1981 H W 89-70  
11-27-1982 H W 62-47  
11-25-1983 H W 73-52  
11-29-1985 H W 103-60  
12-20-1990 H W 74-61  
12-29-1995 H L 62-69  
11-28-1997 H W 89-61

## Central State.....1-0

(H - 1-0)  
1-27-1931 H W 31-18

## Chaminade.....3-0

(N - 3-0)  
11-20-1995 N W 69-66  
11-21-2005 N W 89-67  
11-22-2010 N W 82-74

## Chicago.....2-3

(H - 0-1; A - 2-2)  
12-31-1919 H L 25-32  
12-22-1923 A L 17-21  
12-20-1924 A W 29-15  
12-19-1925 A W 28-21  
12-18-1926 A L 24-33

## Chicago State.....2-0

(H - 2-0)  
12-16-2006 H W 69-61  
11-13-2007 H W 86-53

## Chicago West. YMCA.....0-1

(H - 0-1)  
1-19-1904 H L 13-44

## Chicago YMCA College.....3-0

(H - 3-0)  
1-28-1920 H W 33-20  
3-4-1922 H W 25-21  
1-30-1923 H W 23-19

## Cincinnati.....9-4

(H - 4-2; A - 4-1; N - 1-1)  
12-5-1930 H W 22-8  
1-22-1942 H W 37-30  
2-6-1942 A W 36-30  
1-6-1945 H L 37-39  
1-12-1945 A L 50-54  
1-5-1946 H W 69-38  
2-4-1946 A W 69-39  
12-19-1978 N W 63-52  
12-21-1981 H L 45-56  
12-13-1982 A W 70-69  
12-13-1990 A W 65-63  
12-21-1991 H W 90-89  
3-22-1992 N L 65-77

## Citadel, The.....3-0

(H - 2-0; A - 1-0)  
11-12-2006 H W 73-41  
12-17-2008 H W 79-65  
12-7-2009 A W 69-56

## Cleveland State.....8-0

(H - 5-0; A - 3-0)  
12-21-1982 H W 95-56  
12-12-1983 A W 71-62  
12-7-1993 A W 90-76  
12-12-1994 H W 111-68  
12-3-1996 H W 83-78  
12-6-1997 A W 85-54  
12-8-2002 H W 79-47  
12-16-2005 H W 83-75

## Coe.....1-0

(H - 1-0)  
1-16-1928 H W 35-25

## Colgate.....5-1

(H - 2-0; A - 3-1)  
2-1-1929 A L 35-36  
1-16-1931 A W 41-31  
1-17-1931 A W 50-30  
1-29-1932 H W 30-21  
1-30-1932 H W 29-28  
1-17-1933 A W 40-26

## Colorado.....3-1

(H - 1-0; N - 2-1)  
12-28-1956 N L 87-90  
12-14-1957 H W 84-44  
12-28-1988 N W 60-57  
3-21-2003 N W 79-64

## Colorado State.....1-0

(N - 1-0)  
12-17-1971 N W 67-63

## Concordia.....1-0

(H - 1-0)  
1-15-1927 H W 45-25

## Connecticut.....2-3

(H - 1-0; A - 0-1; N - 1-2)  
12-5-1998 A L 68-82  
2-5-2000 H W 85-66  
4-4-2009 N W 82-73  
11-23-2010 N L 67-70  
11-9-2012 N L 62-66

## Coppin State.....2-0

(H - 2-0)  
12-30-2003 H W 78-72  
12-31-2005 H W 78-54

## Cornell.....5-1

(H - 5-1)  
1-3-1929 H W 38-24  
1-2-1932 H W 29-26  
12-20-1948 H L 45-56  
12-29-1949 H W 61-54  
12-29-1993 H W 83-69  
11-24-2000 H W 89-56

## Creighton.....7-5

(H - 4-2; A - 3-3)  
2-11-1920 A L 21-22  
2-12-1920 A W 18-15  
3-1-1920 H W 31-24  
3-3-1921 H W 27-20  
2-3-1922 A L 30-41  
2-4-1922 A L 21-25  
2-27-1922 H L 28-34  
12-18-1939 A W 32-30  
12-19-1939 A W 38-21  
12-30-1940 H L 29-37  
12-31-1940 H W 34-29  
12-5-1953 H W 88-51

## Dartmouth.....1-0

(H - 1-0)  
12-28-1951 H W 47-42

## Dayton.....2-0

(H - 1-0; A - 1-0)  
12-7-1991 A W 83-74  
12-19-1992 H W 65-60

## Dearborn Naval A.B.....1-0

(H - 1-0)  
1-19-1943 H W 55-24

## Defiance.....2-0

(H - 1-0; A - 1-0)  
1-23-1915 H W 54-12  
1-30-1915 A W 30-19

## Delaware State.....1-0

(H - 1-0)  
12-18-2004 H W 63-45

## Denison.....0-1

(A - 0-1)  
2-28-1913 A L 18-44

## Denver.....1-0

(H - 1-0)  
12-13-1951 H W 50-48

## DePaul.....4-7

(H - 2-3; A - 2-4)  
2-26-1908 A W 26-17  
1-13-1909 H W 76-7  
2-16-1937 H L 21-23  
1-23-1943 A L 37-45  
1-18-1946 A L 52-58  
1-25-1947 A L 45-52  
1-24-1948 A L 42-52  
2-3-1948 H L 49-63  
12-22-1954 H L 75-76  
1-29-1955 A W 88-72  
11-30-2003 H W 89-81

## DePauw.....1-5

(H - 0-3; A - 1-2)  
1-31-1919 A W 18-17  
2-12-1919 H L 12-21  
2-18-1920 H L 21-33  
2-23-1920 A L 18-31  
1-21-1921 A L 19-39  
2-7-1921 H L 23-26

## Detroit.....45-16

(H - 26-6; A - 19-10)  
12-29-1917 A L 22-32  
1-3-1920 A L 29-30  
2-23-1924 H W 31-17  
2-11-1925 H W 23-22  
1-26-1926 A L 10-16  
2-2-1926 H L 22-29  
1-19-1927 H W 30-23  
2-12-1927 A L 27-30  
1-13-1928 H W 27-23  
2-17-1928 H W 17-13  
1-18-1929 A W 27-13  
2-15-1929 H W 40-15  
1-9-1930 H W 26-20

1-25-1930 A W 21-18  
2-10-1931 H W 34-16  
2-21-1931 A W 16-11  
1-19-1932 H W 22-13  
2-17-1932 A W 35-34  
2-15-1933 H W 30-28  
2-18-1933 A L 16-27  
2-14-1934 H W 27-20  
2-17-1934 A W 28-22  
1-31-1942 A W 32-28  
2-16-1942 H L 37-39  
2-14-1945 H W 53-29  
1-24-1945 A W 62-38  
1-23-1946 H W 40-38  
2-9-1946 H W 58-46  
1-11-1947 A W 52-44  
2-19-1947 H W 55-48  
1-20-1948 A W 52-34  
1-26-1948 H W 66-31  
1-10-1949 H W 66-49  
1-17-1949 A L 34-35  
1-9-1950 A L 55-66  
12-14-1950 H W 57-54  
2-15-1950 H W 45-31  
12-18-1951 A W 52-47  
2-4-1954 H L 78-84  
1-1-1956 A W 85-74  
12-6-1957 A W 71-59  
12-6-1958 H W 88-51  
12-22-1973 A L 71-73 ot  
12-23-1974 A W 72-69  
12-22-1975 A L 82-85  
12-15-1976 H L 94-99  
12-21-1977 A W 103-74  
12-20-1979 A W 63-57  
12-2-1981 A W 65-62 ot  
12-18-1982 H W 75-72 ot  
11-27-1987 H W 65-63 ot  
12-15-1988 A W 96-91 ot  
12-16-1989 H W 94-65  
12-8-1990 A W 83-61  
12-14-1991 H W 91-75  
12-12-1993 H W 74-63  
12-17-1994 A W 80-63  
12-10-1995 H L 61-63  
12-14-1996 A L 84-86 3ot  
12-13-1997 H L 65-68  
11-12-2001 H W 80-70

## Detroit A.C.....0-4

(A - 0-4)  
3-25-1904 A L 8-33  
2-10-1905 A L 30-39  
2-10-1911 A L 12-54  
12-19-1919 A L 11-23

## Detroit Burroughs.....3-0

(H - 2-0; A - 1-0)  
1-18-1909 H W 24-15  
2-22-1909 A W 20-19  
1-30-1914 H W 29-22

## Detroit Law College.....2-0

(H - 2-0)  
1-3-1922 H W 56-3  
12-28-1923 H W 25-14

## Detroit Rayls.....1-1

(H - 1-0; A - 0-1)  
1-21-1913 H W 37-12  
1-10-1919 A L 16-37

## Detroit Spaldings.....2-1

(H - 1-1; A - 1-0)  
1-14-1910 H W 20-18  
1-9-1911 H L 9-21  
1-18-1911 A W 25-18

## ALL-TIME RECORDS VS. OPPONENTS

## Detroit YMCA ..... 10-14

(H - 8-6; A - 2-8)

1-26-1903	H	W	43-8
1-28-1907	A	L	14-31
2-19-1907	H	L	17-23
1-20-1908	A	L	20-33
2-14-1908	H	L	27-29
2-11-1909	A	L	18-25
3-11-1909	H	W	33-28
3-7-1910	A	W	27-24
1-30-1911	A	L	11-22
2-24-1912	H	W	42-26
3-4-1912	A	W	20-17
2-11-1913	A	L	22-23
3-8-1913	H	W	39-9
2-14-1914	H	L	27-29
3-3-1914	H	L	22-27
1-22-1915	H	W	23-14
3-2-1915	A	L	9-21
2-12-1916	H	W	27-23
3-7-1916	H	L	14-35
2-3-1917	H	W	33-26
3-10-1917	H	L	15-30
12-28-1917	A	L	13-31
1-26-1918	A	L	20-34
3-9-1918	H	W	23-16

## DeVilbiss College ..... 0-1

(A - 0-1)

12-20-1919	A	L	25-37
------------	---	---	-------

## Drake ..... 2-1

(H - 1-1; A - 1-0)

12-2-1944	H	W	44-36
12-12-1964	H	L	75-91
12-22-1965	A	W	61-50

## Duke ..... 2-8

(H - 0-0; A - 0-2; N - 2-5)

12-29-1958	N	W	82-57
3-20-1994	N	L	74-85
12-2-1998	N	L	67-73
3-27-1999	N	L	62-68
12-03-2003	H	L	50-72
11-30-2004	A	L	74-81
3-25-2005	N	W	78-68
12-1-2010	A	L	79-84
11-15-2011	N	L	69-74
3-29-2013	N	L	61-71

## Earlham ..... 1-1

(H - 0-1; A - 1-0)

1-30-1925	A	W	24-23
2-13-1926	H	L	21-26

## East Tennessee State ..... 7-0

(H - 4-0; A - 2-0; N - 1-0)

1-2-1993	A	W	80-69
11-28-1993	N	W	92-69
12-9-1993	H	W	107-81
12-21-1995	H	W	63-57
11-25-1996	H	W	83-45
11-17-1997	H	W	82-59
12-10-1998	A	W	86-53

## Eastern Illinois ..... 1-0

(H - 1-0)

12-27-1997	H	W	81-69
------------	---	---	-------

## Eastern Kentucky ..... 1-0

(H - 1-0)

12-1-1969	H	W	89-85
-----------	---	---	-------

## Eastern Michigan ..... 28-3

(H - 18-1; A - 9-2; N - 1-0)

3-3-1900	A	W	25-8
3-2-1901	H	W	21-6
3-16-1901	A	W	12-7
2-13-1903	A	W	23-7
3-7-1903	H	W	49-5
2-6-1904	A	W	22-2
3-5-1904	H	W	62-10

## 1-29-1907 A W 50-25

3-2-1907 H W 72-13

1-14-1922 H W 28-22

1-13-1923 H W 19-17

1-30-1926 H L 23-35

1-22-1934 H W 34-27

1-8-1935 H W 35-14

1-24-1935 A W 53-28

1-25-1936 A W 37-24

1-29-1936 H W 18-15

1-18-1945 A W 75-31

12-10-1973 H W 91-69

12-7-1974 H W 92-60

12-6-1975 A L 79-85

12-11-1976 H W 54-52 ot

12-12-1980 H W 73-63

11-28-1986 H W 99-83

12-17-1987 A L 80-84 ot

12-22-1988 H W 91-76

12-23-1989 H W 87-73

3-12-1988 N W 83-71

12-4-1999 H W 74-57

11-12-2010 H W 96-66

11-27-2011 A W 72-40

## Eastern Washington ..... 1-0

(H - 1-0)

11-25-2000	H	W	83-61
------------	---	---	-------

## Evansville ..... 4-0

(H - 2-0; A - 2-0)

12-20-1989	A	W	80-66
------------	---	---	-------

12-18-1990 H W 81-76

12-6-1995 H W 67-63

12-17-1996 A W 86-77

## Florida ..... 3-3

(H - 1-0; A - 0-1; N - 2-2)

12-30-1987	N	L	59-83
------------	---	---	-------

4-3-2000 N W 89-76

12-6-2000 H W 99-83

12-5-2001 A L 70-74

3-23-2003 N W 68-46

11-27-2009 N L 74-77

## Florida A&amp;M ..... 1-0

(H - 1-0)

11-19-2004	H	W	104-72
------------	---	---	--------

## Florida Gulf Coast ..... 1-0

(H - 1-0)

11-13-2009	H	W	97-58
------------	---	---	-------

## Florida International ..... 1-0

(H - 1-0)

12-18-2005	H	W	85-58
------------	---	---	-------

## Florida State ..... 1-1

(H - 1-0; A - 0-1)

3-17-1997	A	L	63-68
-----------	---	---	-------

11-30-2011 H W 65-49

## Fort Custer Officers ..... 4-1

(H - 3-1; A - 1-0)

1-9-1918	H	L	16-27
----------	---	---	-------

1-19-1918 H W 24-20

1-24-1919 H W 31-13

12-19-1919 A W 53-3

12-2-1941 H W 50-29

## Franklin ..... 0-2

(H - 0-1; A - 0-1)

1-31-1925	A	L	14-36
-----------	---	---	-------

2-20-1925 H L 16-28

## Fresno State ..... 1-3

(H - 0-1; A - 0-1; N - 1-1)

3-21-1983	H	L	58-72
-----------	---	---	-------

3-19-1996 A L 70-80

3-18-2001 N W 81-65

11-23-2001 N L 58-63

## Furman ..... 3-0

(H - 2-0; A - 1-0)

11-28-1988	H	W	98-68
------------	---	---	-------

12-2-1989 A W 84-63

11-23-1990 H W 78-73

## Geneva ..... 1-0

(A - 1-0)

1-9-1937	A	W	42-41
----------	---	---	-------

## Georgetown ..... 1-0

(N - 1-0)

3-15-1986	N	W	80-68
-----------	---	---	-------

## George Mason ..... 2-1

(H - 1-0; N - 1-1)

12-28-1990	H	W	97-72
------------	---	---	-------

12-5-2004 N W 66-60

3-17-2006 N L 65-75

## George Washington ..... 4-3

(H - 2-1; A - 2-0; N - 0-2)

12-30-1955	N	L	62-65
------------	---	---	-------

12-18-1984 A W 68-54

12-4-1985 H W 87-61

12-6-1986 A W 77-62

12-5-1987 H L 64-65

3-12-1997 H W 65-50

12-4-2004 N L 83-96

## Georgia Tech ..... 2-2

(H - 2-1; N - 0-1)

1-4-1947	H	W	62-52
----------	---	---	-------

12-22-1949 H L 60-68

3-23-1990 N L 80-81 ot

11-30-2005 H W 88-86

## Gonzaga ..... 4-1

(H - 2-0; A - 1-0; N - 1-1)

11-29-1997	H	W	70-68
------------	---	---	-------

3-23-2001 N W 77-62

11-22-2005 N L 106-109 3ot

11-17-2009 H W 75-71

12-10-2011 A W 74-67

## Governor's Guard ..... 3-0

(A - 3-0)

3-10-1900	A	W	25-7
-----------	---	---	------

2-15-1902 A W 19-0

2-18-1903 A W 19-7

## Grand Rapids JC ..... 1-0

(A - 1-0)

2-26-1921	A	W	20-11
-----------	---	---	-------

## Grand Rapids YMCA ..... 6-2

(H - 3-0; A - 3-2)

3-14-1903	H	W	42-7
-----------	---	---	------

2-12-1904 A W 14-13

3-12-1904 H W 41-10

1-28-1905 A L 22-38

2-10-1906 A W 25-20

1-25-1908 H W 74-16

1-5-1918 A L 21-22

1-4-1919 A W 19-17

## Great Lakes Naval T.S. .... 1-4

(H - 1-2; A - 0-2)

1-6-1942	H	W	33-31
----------	---	---	-------

1-9-1943 A L 34-38

2-11-1943 H L 39-56

12-5-1945 H L 49-53

2-11-1946 A L 58-59

## Gwynn Club ..... 1-0

(A - 1-0)

3-25-1920	A	W	66-12
-----------	---	---	-------

## Hardin-Simmons ..... 1-0

(H - 1-0)

12-16-1967	H	W	95-76
------------	---	---	-------

## Harvard ..... 2-2

(H - 2-2)

12-24-1941	H	W	39-28
------------	---	---	-------

1-1-1943 H L 28-31

12-29-1947 H W 53-47 ot

12-28-1949 H L 57-68

## Haskell Indians ..... 1-0

(H - 1-0)

2-17-1908	H	W	33-18
-----------	---	---	-------

## Hawaii ..... 0-2

(A - 0-2)

12-30-1981	A	L	61-62
------------	---	---	-------

11-19-2005 A L 62-84

## Hawaiian All-Stars ..... 1-1

(H - 1-1)

1-26-1937	H	L	24-25
-----------	---	---	-------

1-11-1938 H W 55-31

## Hawaiian Army ..... 1-0

(A - 1-0)

12-30-1965	A	W	97-69
------------	---	---	-------

## Hawaii Marines ..... 1-0

(A - 1-0)

12-27-1965	A	W	84-53
------------	---	---	-------

## Hillsdale ..... 8-0

(H - 7-0; A - 1-0)

3-1-1902	H	W	58-20
----------	---	---	-------

3-15-1902 A W 36-17

1-29-1903 H W 49-2

1-7-1928 H W 58-24

12-14-1928 H W 47-15

2-21-1930 H W 34-28

1-21-1935 H W 45-24

11-27-1948 H W 53-43

## Holland YMCA ..... 1-1

(A - 1-1)

1-3-1919	A	L	15-21
----------	---	---	-------

12-27-1919 A W 20-18

## Holy Cross ..... 1-1

(N - 1-1)

12-29-1973	N
------------	---



# ALL-TIME RECORDS VS. OPPONENTS

2-8-1929	H	W	51-18
1-28-1930	H	W	55-16
1-29-1937	H	L	21-25
12-9-1937	H	W	51-27
<b>Houston.....0-1</b>			
<b>(A - 0-1)</b>			
12-28-1971	A	L	73-106
<b>Howard.....1-0</b>			
<b>(H - 1-0)</b>			
12-3-1999	H	W	75-45
<b>Idaho.....1-0</b>			
<b>(H - 1-0)</b>			
11-16-2008	H	W	100-62
<b>Idaho State.....1-0</b>			
<b>(H - 1-0)</b>			
12-30-1995	H	W	68-55
<b>Illinois.....56-56</b>			
<b>(H - 36-18; A - 17-37; N - 3-1)</b>			
3-5-1951	H	L	43-49
2-11-1952	A	L	62-84
1-19-1953	H	L	64-76
3-2-1953	A	L	53-66
1-9-1954	H	W	60-59
2-14-1955	A	L	72-90
1-2-1956	A	L	65-73
2-18-1956	H	L	76-96
2-9-1957	H	W	70-64
2-18-1957	A	W	89-83
2-15-1958	H	W	69-56
1-10-1959	A	W	97-96
1-16-1960	A	L	88-96
2-8-1960	H	W	78-77
1-30-1961	A	L	92-93
2-20-1961	H	W	90-80
1-13-1962	H	L	65-66
2-9-1963	A	L	86-91
1-4-1964	A	L	66-87
2-17-1964	H	W	85-82
2-20-1965	H	L	94-113
3-9-1965	A	L	89-121
2-22-1966	H	W	68-66
1-7-1967	A	W	76-74
1-6-1968	A	L	56-66
3-9-1968	H	W	62-59
2-15-1969	H	W	75-70
3-4-1969	A	L	57-71
12-29-1969	N	L	77-86
2-24-1970	H	L	67-74
3-7-1970	A	W	81-76
1-9-1971	A	L	61-89
1-16-1971	H	L	67-69
2-8-1972	H	W	89-79
2-24-1973	A	L	71-81
1-14-1974	A	W	90-82
1-28-1974	H	W	93-82
2-1-1975	A	W	75-60
3-1-1975	H	W	96-82
1-24-1976	A	W	74-63
2-21-1976	H	W	69-59
1-20-1977	H	W	67-58
3-5-1977	A	W	62-61
1-12-1978	A	W	82-70
2-25-1978	H	W	89-67
1-11-1979	A	L	55-57
2-24-1979	H	W	76-62
1-26-1980	A	L	65-74
2-2-1980	H	W	68-59
1-29-1981	H	L	70-71
2-21-1981	A	L	62-82
1-16-1982	A	L	51-55
2-25-1982	H	W	56-47
1-27-1983	H	L	71-78
2-19-1983	A	L	61-69
1-26-1984	A	L	40-46
2-19-1984	H	L	53-70
1-12-1985	A	L	63-75

2-7-1985	H	W	64-56
1-12-1986	H	W	58-51
2-6-1986	A	W	84-80
1-5-1987	A	L	72-79
3-7-1987	H	L	64-77
1-9-1988	A	L	62-77
2-13-1988	H	L	65-83
1-7-1989	A	L	54-71
2-16-1989	H	L	56-75
1-18-1990	A	L	64-73
2-17-1990	H	W	70-63
1-17-1991	A	W	71-68
2-16-1991	H	W	62-58
1-11-1992	H	W	77-75
3-7-1992	A	L	71-80
2-13-1993	H	L	39-52
2-10-1993	A	L	80-83
1-8-1994	H	W	79-74
2-9-1994	A	L	64-72
2-18-1995	A	W	75-67
2-15-1995	H	W	68-58
1-6-1996	A	W	68-58
3-6-1996	H	W	77-67
1-22-1997	H	L	63-66
2-15-1997	A	L	68-79
1-17-1998	H	W	68-64
2-12-1998	A	L	63-84
1-16-1999	A	W	51-49
2-11-1999	H	W	61-44
3-7-1999	N	W	67-50
2-10-2000	H	W	91-66
3-12-2000	N	W	76-61
2-6-2001	A	L	66-77
2-3-2002	A	W	67-61
2-12-2002	H	L	61-63
2-2-2003	H	W	68-65
2-18-2003	A	L	40-70
2-10-2004	A	L	51-75
2-1-2005	H	L	68-81
1-5-2006	A	L	50-60
3-4-2006	H	L	68-75
3-10-2006	N	W	61-56
1-14-2007	H	W	63-57
3-10-2007	A	L	50-57
1-30-2008	H	W	51-41
3-6-2008	A	W	59-51
1-17-2009	H	W	63-57
3-1-2009	A	W	74-66
1-16-2010	H	W	73-63
2-6-2010	A	L	73-78
1-18-2011	A	L	62-71
2-19-2011	H	W	61-57
1-31-2012	A	L	41-42
1-31-2013	H	W	80-75
<b>Illinois Athletic Club.....1-3</b>			
<b>(H - 1-1; A - 0-2)</b>			
1-15-1915	H	L	21-22
1-22-1916	A	L	18-50
1-26-1917	H	W	39-27
2-15-1917	A	L	23-43
<b>Illinois-Chicago.....12-3</b>			
<b>(H - 10-0; A - 2-3)</b>			
2-3-1983	H	W	99-82
12-22-1984	A	W	81-60
12-21-1985	H	W	99-74
12-16-1986	A	L	65-74
12-15-1987	H	W	78-64
12-13-1988	H	W	96-74
12-12-1989	A	L	57-65
12-17-1991	H	W	75-51
12-15-1992	H	W	79-75
12-14-1993	H	W	90-77
11-30-1994	A	L	92-78
12-5-1996	H	W	90-60
11-21-1997	A	L	58-70
12-13-1998	H	W	77-33
12-2-2000	H	W	97-53

<b>Indiana.....48-67</b>			
<b>(H - 35-22; A - 12-44; N - 1-1)</b>			
1-16-1920	H	L	19-20
12-31-1928	H	L	33-37
12-23-1947	H	W	64-60
12-6-1948	A	L	36-48
12-10-1949	H	L	58-73
1-2-1950	A	L	50-60
1-13-1951	H	L	37-47
3-3-1952	A	L	67-70
1-5-1953	H	L	62-69
2-14-1953	A	L	50-65
2-6-1954	A	L	74-79
2-20-1954	H	L	61-63
1-17-1955	A	L	79-88
2-28-1955	H	W	93-77
1-16-1956	A	L	70-79
3-2-1957	H	W	76-61
2-8-1958	A	L	79-82
3-8-1958	H	L	72-75
1-3-1959	H	W	79-77
2-28-1959	A	W	86-82
3-5-1960	H	L	80-86
1-9-1961	A	L	55-79
1-6-1962	A	L	71-76
2-24-1962	H	W	97-85
1-5-1963	H	L	84-96
2-23-1963	A	L	94-113
1-11-1964	H	W	107-103
2-8-1965	A	L	94-112
2-26-1966	H	W	69-63
3-5-1966	A	L	76-86
2-6-1967	A	L	77-82
2-13-1967	H	W	86-77
2-20-1968	H	W	75-70
2-1-1969	A	L	76-79
1-3-1970	A	W	85-84
2-21-1970	H	W	78-66
2-9-1971	H	L	70-71
2-16-1971	A	L	76-90
1-29-1972	H	W	83-73
2-5-1972	A	L	69-83
1-22-1973	H	L	89-97
2-19-1973	A	L	65-75
2-25-1974	A	L	85-91
1-4-1975	H	L	55-107
3-8-1975	A	L	79-94
1-12-1976	H	L	57-69
2-9-1976	A	L	70-85
1-17-1977	A	W	61-60
2-5-1977	H	L	79-81
1-30-1978	A	L	66-71
2-4-1978	H	W	68-59
12-30-1978	N	W	74-57
1-18-1979	H	W	82-58
2-15-1979	A	W	59-47
1-12-1980	A	L	64-72
2-21-1980	H	L	72-75
1-8-1981	A	L	43-55
3-7-1981	H	L	48-69
1-7-1982	H	W	65-58
3-6-1982	A	L	58-74
1-20-1983	A	L	85-89
2-26-1983	H	W	62-54
1-19-1984	H	L	62-70 ot
2-26-1984	A	W	57-54
1-5-1985	H	W	68-61
3-7-1985	A	W	68-58
1-5-1986	A	W	77-74
3-5-1986	H	L	79-97
1-8-1987	H	L	60-79
2-4-1987	A	L	80-84
1-16-1988	H	W	75-74 ot
2-18-1988	A	L	58-95
1-21-1989	A	L	60-75
2-23-1989	H	L	65-76
1-24-1990	A	W	75-57
2-25-1990	H	W	72-66

1-26-1991	A	L	63-97
2-28-1991	H	L	56-62
2-1-1992	H	W	76-60
2-19-1992	A	L	73-103
3-10-1993	A	L	68-99
3-9-1994	H	W	94-78
1-11-1995	A	L	82-89
3-5-1995	H	W	67-61
1-4-1996	H	W	65-60
3-10-1996	A	L	53-57
1-2-1997	A	L	65-77
3-8-1997	H	W	63-60
1-28-1998	H	W	84-66
1-24-1999	A	W	73-59
1-11-2000	H	W	77-71 ot
2-26-2000	A	L	79-81 ot
1-7-2001	A	L	58-59
2-20-2001	H	W	66-57
1-8-2002	A	L	65-83
2-24-2002	H	W	57-54
3-9-2002	N	L	56-67
1-28-2003	H	W	61-54
2-8-2003	A	W	67-62 ot
1-31-2004	H	W	84-72
2-27-2005	A	L	74-78 ot
1-11-2006	H	W	87-73
2-26-2006	A	L	71-78
1-7-2007	A	L	51-73
2-24-2007	H	W	66-58
2-16-2008	A	L	61-80
3-2-2008	H	W	103-74
2-7-2009	H	W	75-47
3-3-2009	A	W	64-59
2-16-2010	A	W	72-58
1-30-2011	H	W	84-83 ot
12-28-2011	H	W	80-65
2-28-2012	A	L	55-70
1-27-2013	A	L	70-75
2-19-2013	H	L	68-72
<b>IPFW.....6-0</b>			
<b>(H - 5-0; A - 1-0)</b>			
11-30-2001	H	W	81-68
11-27-2005	H	W	84-73
12-6-2006	H	W	80-43
12-15-2007	H	W	79-57
11-19-2008	A	W	70-59
12-19-2009	H	W	80-58
<b>Indiana State.....1-0</b>			
<b>(N - 1-0)</b>			
3-26-79	N	W	75-64
<b>Iowa.....68-53</b>			
<b>(H - 42-17; A - 22-34; N - 4-2)</b>			
12-22-1937	H	W	52-37
12-23-1940	H	L	34-40
12-30-1944	A	L	29-66
12-18-1948	H	W	49-43
12-5-1949	A	L	53-73
1-15-1951	A	L	42-46
3-3-1951	H	L	52-65
1-5-1952	H	L	60-61
2-25-1952	A	L	52-64
1-10-1953	H	W	68-61
2-9-1953	A	W	60-48
1-4-1954	A	L	63-73
2-27-1954	H	L	48-60
1-10-1955	A	L	81-94
2-19-1955	H	L	69-



## ALL-TIME RECORDS VS. OPPONENTS

2-19-1962	A	L	51-59
1-23-1963	H	L	59-60
2-15-1964	H	W	107-82
2-22-1964	A	W	107-89
1-9-1965	H	L	78-85
1-16-1965	A	L	68-111
1-22-1966	A	L	76-90
1-14-1967	H	W	79-70
1-23-1968	H	L	71-76
2-27-1968	A	L	58-76
1-14-1969	A	L	76-77
2-18-1969	H	W	78-60
2-14-1970	A	L	77-103
1-12-1971	H	W	84-81
2-12-1972	A	W	100-91
2-26-1972	H	L	98-102
1-15-1973	A	W	76-74
2-3-1973	H	W	94-89
1-21-1974	H	W	95-86
1-20-1975	A	L	79-83
2-17-1975	H	W	90-78
1-5-1976	H	W	105-88
3-1-1976	A	W	93-88
2-7-1977	A	L	79-87
2-19-1977	H	W	81-79
1-21-1978	H	W	68-58
2-9-1978	A	W	71-70
1-20-1979	H	W	83-72
2-8-1979	A	W	60-57
1-19-1980	H	W	75-67
2-7-1980	A	L	39-44
1-10-1981	A	L	57-65
3-5-1981	H	W	71-70
1-28-1982	H	L	56-57
2-18-1982	A	L	53-59
1-5-1983	A	W	61-59
3-12-1983	H	L	57-75
1-4-1984	H	W	73-72
3-11-1984	A	W	51-44
1-17-1985	H	L	65-79
2-16-1985	A	W	57-55
1-16-1986	A	L	71-82
2-13-1986	H	W	83-73
1-29-1987	H	L	75-89
2-26-1987	A	L	64-93
2-6-1988	A	L	72-101
3-3-1988	H	L	87-103
1-5-1989	H	L	82-93
3-2-1989	A	W	83-81
1-13-1990	H	W	87-80
2-12-1990	A	W	80-70
1-5-1991	A	L	66-79
2-7-1991	H	L	67-71
2-6-1992	A	L	63-77
3-15-1992	H	W	64-53
1-28-1993	H	L	90-96
2-27-1993	A	L	64-66
1-29-1994	H	W	87-84
3-2-1994	A	W	80-72
1-7-1995	H	W	69-68
3-8-1995	A	L	78-79
1-20-1996	H	W	62-60
2-21-1996	A	L	47-83
2-12-1997	H	W	69-67
1-21-1998	A	W	78-57
2-7-1998	H	W	75-64
1-21-1999	H	W	80-65
2-6-1999	A	W	95-81
1-8-2000	A	W	75-53
3-10-2000	N	W	75-65
2-18-2001	H	W	94-70
1-22-2002	A	L	71-75
3-2-2002	H	W	93-79
1-11-2003	A	L	64-68
3-5-2003	H	W	82-54
2-4-2004	H	W	89-72
2-5-2005	A	W	75-64
3-11-2005	N	L	69-71
1-21-2006	H	W	85-55

2-14-2006	A	L	54-66
3-11-2006	N	L	48-53
1-4-2007	A	L	60-62
2-17-2007	H	W	81-49
1-12-2008	A	L	36-43
2-23-2008	H	W	66-52
1-29-2009	A	W	71-56
2-25-2009	H	W	62-54
1-9-2010	A	W	71-53
1-20-2010	H	W	70-63
2-2-2011	A	L	52-72
3-2-2011	H	W	85-66
3-10-2011	N	W	66-61
1-10-2012	H	W	95-61
3-9-2012	N	W	92-75
1-10-2013	A	W	62-59
3-15-2013	N	W	59-56

<b>Iowa State.....</b>			<b>4-2</b>
<b>(H - 2-1; A - 1-1; N - 1-0)</b>			
12-1-1956	H	L	53-60
12-23-1957	A	W	57-51
12-22-1960	H	W	92-81
12-14-1985	A	L	80-82 ot
12-13-1986	H	W	86-85
3-25-2000	N	W	75-64

<b>Ishpeming Amer. Leg. ....0-1</b>			
<b>(A - 0-1)</b>			
3-24-1920	A	L	24-37

3-24-1920	A	L	24-37
<b>Jackson YMCA .....</b>			<b>6-0</b>
			<b>(H - 3-0; A - 3-0)</b>

2-4-1905	H	W	47-12
1-25-1907	A	W	43-30
2-7-1908	H	W	42-29

2-21-1908	A	W	37-35
1-7-1910	H	W	51-18
1-25-1910	A	W	27-18

1-23-1926	H	W	27-18
<b>Jacksonville.....1-1</b>			
<b>(H - 1-0; A - 0-1)</b>			

12-30-1976	A	L	63-65
12-1-2007	H	W	80-51
<b>Jacksonville State</b>			<b>1-0</b>

Jacksonville State 11-11-1960			
(H - 1-0)			
12-28-2002	H	W	76-52

12-5-1981	A	L	56-74
3-21-1986	N	L	86-96 ot
12-7-1999	N	W	66-54
11-25-2003	A	L	74-81
1-10-2009	H	W	75-62
3-27-2009	N	W	67-62
11-13-2012	N	W	67-64

<b>Kansas State.....5-2</b>			
<b>(H - 2-1; A - 2-1; N - 1-0)</b>			
12-20-1952	H	W	80-63
1-5-1954	A	W	78-63
12-17-1960	A	L	82-104
12-1-1962	H	L	56-66
11-27-1989	N	W	73-68
12-16-1995	A	W	67-54
12-21-1996	H	W	75-43

<b>Kent.....</b>	<b>2-0</b>		
	<b>(H - 1-0; N - 1-0)</b>		
3-16-1989	N	W	83-69
12-27-1996	H	W	83-64

<b>Kentucky.....</b>	<b>10-12</b>
<b>(H - 5-3; A - 3-7; N - 2-2)</b>	
2-13-1935	H W 32-26
1-21-1936	A L 19-27
1-2-1937	A L 21-28
1-14-1937	H W 24-23
1-8-1938	H W 43-38
2-7-1938	A L 27-44
1-13-1945	A L 35-66
2-5-1945	H W 66-50
1-12-1946	H L 44-55
2-2-1946	A L 51-59
1-27-1947	A L 36-86
1-10-1948	H L 45-47
3-16-1957	A W 80-68
12-13-1971	A W 91-85
12-2-1972	H L 66-75
3-18-1978	N L 49-52
3-21-1999	N W 73-66
12-23-1999	A L 58-60
12-16-2000	H W 46-45
12-14-2002	A W 71-67
12-13-2003	N L 74-79
3-27-2005	N W 94-88 2ot

2-13-1935	H	W	32-26
1-21-1936	A	L	19-27
1-2-1937	A	L	21-28
1-14-1937	H	W	24-23

1-14-1937	H	W	24-23
1-8-1938	H	W	43-38
2-7-1938	A	L	27-44
1-12-1945	A	L	25-66

1-13-1945	A	L	35-66
2-5-1945	H	W	66-50
1-12-1946	H	L	44-55
2-2-1946	A	L	51-50

2-2-1946	A	L	51-59
1-27-1947	A	L	36-86
1-10-1948	H	L	45-47
2-16-1957	A	W	88-69

3-16-1957	A	W	80-68
12-13-1971	A	W	91-85
12-2-1972	H	L	66-75
2-18-1979	N	L	49-53

3-18-1978	N	L	49-52
3-21-1999	N	W	73-66
12-23-1999	A	L	58-60
12-16-2000	H	W	46-45

<b>Long Island Univ.-Brooklyn..2-2</b>			
<b>(H - 0-1; A - 1-1; N - 1-0)</b>			
1-26-1940	A	L	25-34
1-4-1941	A	W	31-26
2-19-1941	H	L	23-24
3-16-2012	N	W	89-67

1-26-1940	A	L	25-34
1-4-1941	A	W	31-26
2-19-1941	H	L	23-24
2-16-2012	N	W	80-67

3-16-2012	N	W	89-67
<b>Louisiana .....</b>			<b>1-0</b>
			<b>(H - 1-0)</b>

11-25-2012	H	W	63-60
<b>Louisiana-Monroe.....</b>			<b>2-0</b>

(H - 2-0)			
11-13-1998*	H	W	89-58
11-14-2007	H	W	83-65

\* Known as NE Louisiana in 1998

**Louisiana State..... 1-0**  
(A - 1-0)

3-16-1979	A	W	87-71
<b>Louisiana Tech.....</b>			<b>1-0</b>

	(H - 1-0)	
12-29-1990	H    W	77-62
<b>Louisville</b>		<b>3-5</b>

(H - 2-0; A - 0-2; N - 1-3)			
3-14-1959	N	L	81-88
12-5-1992	N	I	69-73

12-3-1992	N	L	69-73
12-4-1993	A	L	68-77
12-3-1994	H	W	85-71
12-2-1995	A	I	59-79

1-22-1999	H	W	69-57
3-29-2009	N	W	64-52
3-22-2012	N	I	44-57

<b>Loyola (Chicago) .....</b>	<b>9-2</b>
<b>(H - 5-0; A - 4-2)</b>	

1-20-1928	A	L	21-23
2-14-1931	H	W	24-16
2-3-1934	H	W	36-15



# ALL-TIME RECORDS VS. OPPONENTS

1-31-1930	H	W	24-17
3-1-1930	A	L	14-21
1-9-1931	H	W	19-16
2-28-1931	A	W	24-21
2-15-1932	H	W	25-23
2-25-1932	A	L	18-43
1-12-1933	H	L	28-32
2-25-1933	A	L	21-28
1-18-1934	H	L	24-26
2-23-1934	A	L	16-40
1-17-1935	H	W	30-29
2-18-1935	A	L	17-20
1-17-1936	H	L	20-21
1-18-1936	H	W	35-31
2-22-1936	A	W	29-28
1-16-1937	H	L	25-32
2-20-1937	A	L	26-31
1-22-1938	H	L	24-41
2-19-1938	A	L	26-40
2-13-1939	H	W	35-29
2-20-1939	A	L	36-38
1-15-1940	H	W	48-19
2-24-1940	A	W	21-17
1-10-1941	H	W	25-18
2-22-1941	A	W	37-36
1-16-1942	H	W	51-40
2-21-1942	A	W	47-45
1-11-1943	A	L	32-41
2-15-1943	H	L	36-47
1-6-1947	H	W	53-51
2-3-1947	A	W	56-55
1-13-1948	H	W	57-54
2-14-1948	A	W	53-48
1-7-1949	H	L	48-68
2-5-1949	A	L	42-59
1-13-1950	H	W	81-64
2-25-1950	A	L	58-75
12-19-1950	H	W	74-42
12-15-1951	A	W	53-47
12-6-1952	H	W	62-51
12-17-1953	H	W	65-60
12-1-1954	H	W	91-72
2-8-1956	A	L	81-90
12-22-1956	H	W	92-65
3-13-1959	N	W	74-69
3-15-2007	N	W	61-49

## Marshall.....1-0

(H - 1-0)

12-19-1981	H	W	101-82
------------	---	---	--------

## Maryland .....3-2

(A - 1-0; N - 2-2)

12-29-1955	A	W	95-75
3-28-2003	N	W	60-58
11-17-2006	N	W	60-62
11-27-2008	N	L	62-80
3-21-2010	N	W	85-83

## Massachusetts .....2-0

(N - 2-0)

12-27-1985	N	W	93-45
11-28-2009	N	W	106-68

## Meija Univ. (Japan) .....1-0

(N - 1-0)

1-28-1933	H	W	63-15
-----------	---	---	-------

## Memphis .....1-2

(N - 1-2)

12-30-1967	N	L	57-73
3-28-2008	N	L	74-92
3-23-2013	N	W	70-48

## Mercer (Ga.) .....0-1

(H - 0-1)

1-1-1926	H	L	33-37
----------	---	---	-------

## Mercury A.C. (Chic.) .....0-1

(A - 0-1)

2-12-1915	A	L	20-25
-----------	---	---	-------

## Miami (Fla.) .....0-1

(A - 0-1)

11-28-2012	A	L	59-67
------------	---	---	-------

## Miami, Ohio .....1-0

(H - 1-0)

12-3-1966	H	W	63-51
-----------	---	---	-------

## Michigan .....76-95

(H - 47-36; A - 29-59)

1-9-1909	A	W	24-16
2-20-1909	H	W	45-23
1-11-1918	A	L	13-17
3-2-1918	H	L	25-33
2-15-1919	H	L	17-19
2-28-1919	A	W	33-24
1-30-1920	A	W	23-13
2-28-1920	H	W	34-27
2-5-1921	A	L	24-37
2-22-1921	H	L	10-17
1-6-1922	A	L	26-27
2-22-1922	H	L	17-19
1-3-1923	A	L	11-33
1-20-1923	H	L	13-29
1-11-1924	A	L	19-23
2-6-1924	H	L	20-31
12-13-1924	A	L	10-26
1-16-1926	A	L	15-38
12-11-1926	A	L	13-34
12-10-1927	A	L	23-43
12-7-1928	A	W	31-24
2-15-1930	H	W	27-26
12-13-1930	A	L	22-32
12-21-1931	A	L	5-27
2-13-1932	H	W	14-13
12-10-1932	A	W	20-17
2-11-1933	H	L	16-28
12-9-1933	A	W	26-25
2-10-1934	H	W	33-26
12-15-1934	A	L	25-31
2-9-1935	H	W	30-28
12-14-1935	A	L	24-35
2-15-1936	H	L	23-41
12-12-1936	A	L	21-34
2-13-1937	H	L	31-38
12-11-1937	A	L	40-43
2-12-1938	H	W	41-35
12-10-1938	A	L	34-41
2-11-1939	H	L	25-30
12-9-1939	A	L	27-33
1-20-1940	H	L	27-32
2-7-1940	A	L	14-42
2-12-1941	H	W	35-32
12-13-1941	A	L	20-37
2-11-1942	H	W	57-34
12-7-1942	A	L	31-36
1-4-1943	H	L	26-29
12-1-1945	A	L	39-47
1-7-1946	H	W	49-36
2-7-1946	A	L	29-51
3-1-1947	H	L	47-59
12-18-1947	H	W	43-38
3-6-1948	A	L	28-69
12-4-1948	A	L	33-66
1-31-1949	H	L	38-49
12-3-1949	H	L	49-52
2-20-1950	A	L	53-70
1-20-1951	A	W	49-36
2-17-1951	H	W	43-32
1-19-1952	A	L	36-50
3-1-1952	H	W	80-59
1-17-1953	A	W	66-64
3-7-1953	H	W	55-52
1-16-1954	A	L	62-64
3-6-1954	H	W	76-61
1-15-1955	H	W	84-82
3-5-1955	A	W	83-68
2-6-1956	H	W	86-76
3-5-1956	A	W	76-75

1-7-1957	H	L	69-70
3-4-1957	A	L	72-81
2-17-1958	A	W	79-69
2-14-1959	H	W	103-91
1-9-1960	H	W	89-58
2-27-1960	A	L	65-72
1-16-1961	H	W	81-69
2-13-1961	A	L	67-78
1-20-1962	A	W	80-74
2-2-1963	H	L	71-72
1-25-1964	H	L	77-91
2-1-1964	A	L	79-95
1-26-1965	H	L	98-103 ot
2-13-1965	A	L	83-98
3-7-1966	H	W	86-77
1-21-1967	A	L	59-81
1-13-1968	A	W	86-81
2-3-1968	H	W	82-77
1-25-1969	H	L	70-75
2-8-1969	A	W	86-82
1-24-1970	H	L	88-91
3-6-1971	A	L	63-88
1-8-1972	A	L	75-83
3-4-1972	H	W	96-92
1-13-1973	H	L	71-78
2-10-1973	A	L	81-97
1-19-1974	A	L	82-84
3-9-1974	H	L	87-103
1-11-1975	H	W	86-78
2-8-1975	A	L	84-96
1-17-1976	A	L	63-66
2-14-1976	H	L	64-81
1-15-1977	H	L	70-83
2-26-1977	A	L	65-69 ot
2-2-1978	H	L	63-65
2-11-1978	A	W	73-62
1-25-1979	A	L	48-49
2-17-1979	H	W	80-57
1-24-1980	A	W	59-58 ot
2-16-1980	H	W	82-74
2-5-1981	H	L	77-79 ot
2-14-1981	H	W	70-66
1-21-1982	A	W	64-62
2-11-1982	H	W	66-55
2-5-1983	A	W	70-65
2-12-1983	H	L	67-74
2-2-1984	H	W	72-67
2-11-1984	A	L	61-71
1-24-1985	A	L	75-86
2-23-1985	H	L	73-75
1-25-1986	H	W	91-79
2-20-1986	A	W	74-59
1-15-1987	A	L	70-74
2-15-1987	H	W	90-81
1-14-1988	H	L	72-90
2-22-1988	A	L	67-77
2-4-1989	A	L	66-82
2-27-1989	H	L	52-79
1-27-1990	A	L	63-65
3-1-1990	H	W	78-70
1-3-1991	H	W	85-70
3-9-1991	A	W	66-59
1-29-1992	H	L	79-89 ot
2-15-1992	A	W	70-59
2-2-1993	H	L	69-73
3-7-1993	A	L	81-87 ot
1-5-1994	A	L	64-75
2-5-1994	H	L	51-59
1-22-1995	A	W	73-71
2-21-1995	H	W	67-64
1-13-1996	H	L	54-76
2-27-1996	A	L	46-75
1-25-1997	H	L	61-74
2-1-1997	A	L	65-85
1-10-1998	A	L	69-79
2-17-1998	H	W	80-75
1-9-1999	H	W	81-67
2-18-1999	A	W	73-58
2-1-2000	A	W	82-62

3-4-2000	H	W	114-63
1-30-2001	A	W	91-64
3-3-2001	H	W	78-57
1-30-2002	H	W	71-44
1-26-2003	A	L	58-60
1-17-2004	H	W	71-54
2-24-2004	A	W	72-69
1-27-2005	H	W	64-53
2-12-2005	A	W	64-49
1-25-2006	A	L	67-72
2-18-2006	H	W	90-71
2-13-2007	H	W	59-44
2-27-2007	A	L	56-67
2-27-2008	H	W	77-62
2-10-2009	A	W	54-42
1-26-2010	A	W	57-56
3-7-2010	H	W	64-48
1-27-2011	H	L	57-61
3-5-2011	A	L	63-70
1-17-2012	A	L	59-60
2-5-2012	H	W	64-54
2-12-2013	H	W	75-52
3-3-2013	A	L	57-58

## Mich. College of Mines....1-0

(A - 1-0)

3-27-1920	A	W	28-26
-----------	---	---	-------

## Mich. School for the Deaf...1-0

(A - 1-0)

2-2-1906	A	W	47-16
----------	---	---	-------

## Michigan Tech.....1-0

(H - 1-0)

2-14-1921	H	W	26-18
-----------	---	---	-------

## Middle Tenn. State.....1-0

(H - 1-0)

12-19-1977	H	W	72-51
------------	---	---	-------

## Midland YMCA .....1-0

(H - 1-0)

2-8-1908	H	W	40-8
----------	---	---	------

## Milwaukee .....1-0

(H - 1-0)

11-23-2011	H	W	68-55
------------	---	---	-------

## Minnesota .....64-58

(H - 40-19; A - 23-36; N - 1-3)

1-13-1943	A	L	32-46
12-24-1945	H	W	50-48
1-18-1947	A	L	59-73
1-31-1948	A	L	63-69
2-21-1949	H	L	47-57
1-23-1950	H	L	56-73
2-5-1951	H	W	50-44
2-26-1951	A	L	39-56
1-12-1952	A	L	49-55
2-18-1952	H	L	58-60
12-30-1952	A	L	47-64
1-31-1953	H	W	64-60
1-30-1954	A	L	71-79
1-22-1955	H	W	87-75
1-21-1956	H	W	80-69
2-16-1956	A	L	73-77

## ALL-TIME RECORDS VS. OPPONENTS

2-12-1966	A	L	71-81
2-18-1967	H	W	67-66
3-6-1967	A	W	67-59
3-2-1968	H	L	68-75
3-8-1969	A	L	65-78
1-17-1970	A	L	78-85
1-31-1970	H	L	87-92
1-23-1971	A	L	86-97
3-8-1971	H	W	73-71
1-22-1972	H	L	57-67
1-27-1973	A	L	77-93
1-26-1974	A	W	67-66
2-16-1974	H	L	50-56
1-18-1975	A	L	71-82
2-15-1975	H	W	86-81 ot
1-31-1976	H	W	75-63
2-28-1976	A	L	61-71
1-24-1977+	A	W	70-75 f
2-17-1977+	H	W	77-99 f
1-5-1978	H	W	87-83
3-4-1978	A	W	71-70
1-6-1979	H	W	69-62
3-1-1979	A	W	76-63
1-5-1980	H	L	80-93
2-28-1980	A	L	73-87
1-15-1981	H	L	77-86
2-28-1981	A	L	89-92 ot
1-9-1982	H	L	58-64
3-4-1982	A	L	51-54
1-15-1983	H	L	67-69
3-3-1983	A	W	79-67
1-14-1984	A	L	61-69
3-1-1984	H	W	83-62
1-19-1985	H	L	75-81
2-13-1985	A	L	64-73
1-18-1986	A	L	71-76
2-15-1986	H	W	76-66
1-31-1987	H	W	72-60
2-28-1987	A	W	77-67
1-27-1988	H	L	56-59
3-5-1988	A	L	61-62
2-28-1989	H	W	73-64
3-8-1989	A	L	61-77
2-1-1990	H	L	74-79
3-3-1990	A	W	75-73 ot
1-19-1991	H	W	73-64
2-25-1991	A	W	74-72
1-18-1992	A	L	66-70
3-11-1992	H	W	66-57
1-6-1993	A	L	57-64
2-6-1993	H	W	75-63
1-22-1994	A	L	66-68
2-23-1994	H	W	85-68
1-25-1995	H	W	54-53
2-18-1995	A	L	57-66
1-27-1996	A	W	68-54
2-14-1996	H	L	63-64 ot
1-4-1997	H	L	43-68
3-6-1997	A	L	74-81
1-14-1998	A	W	74-60
2-14-1998	H	W	71-59
3-6-1998	N	L	73-76
1-13-1999	H	W	71-55
2-13-1999	A	W	84-82
3-2-2000	H	W	79-43
2-10-2001	A	W	94-83
1-5-2002	A	L	67-70
2-21-2002	H	W	74-55
1-18-2003	A	L	69-77
2-26-2003	H	W	71-61
1-28-2004	A	W	79-78 ot
2-14-2004	H	W	69-58
1-22-2005	A	W	69-55
2-16-2005	H	W	81-62
2-11-2006	A	L	55-69
1-24-2007	H	W	70-46
1-5-2008	H	W	65-59
1-20-2008	A	W	78-73

12-31-2008	A	W	70-58
2-4-2009	H	W	76-47
3-13-2009	N	W	64-56
1-13-2010	H	W	60-53
1-23-2010	A	W	65-64
3-12-2010	N	L	67-72 ot
12-31-2010	H	W	71-62
2-22-2011	A	W	53-48
1-25-2012	H	W	68-52
2-22-2012	A	W	66-61
12-31-2012	A	L	63-76
2-6-2013	H	W	61-50
<b>Mississippi.....1-0</b>			
(N - 1-0)			
3-14-1999	N	W	74-66
<b>Mississippi State.....3-0</b>			
(H - 2-0; N - 1-0)			
1-2-1934	H	W	35-25
12-29-1948	H	W	74-28
1-2-1973	N	W	90-82
<b>Miss. Valley State.....1-0</b>			
(H - 1-0)			
12-28-1999	H	W	96-63
<b>Missouri.....3-4</b>			
(H - 2-1; A - 0-3; N - 1-0)			
12-30-1937	H	W	43-33
1-5-1948	A	L	44-46
12-17-1949	H	L	54-73
12-1-1971	A	L	67-77
12-22-1983	A	L	66-79
12-15-1984	H	W	79-61
11-19-2007	N	W	86-83
<b>Missouri-Kansas City.....1-0</b>			
(H - 1-0)			
12-19-2011	H	W	89-54
<b>Montana.....1-0</b>			
(N - 1-0)			
11-28-2002	N	W	80-60
<b>Morehead State.....1-0</b>			
(H - 1-0)			
12-1-1992	H	W	121-53
<b>Mt. St. Mary's.....1-0</b>			
(N - 1-0)			
3-12-1999	N	W	76-53
<b>Mt. Union.....2-0</b>			
(H - 1-0; A - 1-0)			
1-18-1921	H	W	40-26
1-28-1921	A	W	30-28
<b>Murray State.....1-0</b>			
(N - 1-0)			
3-15-1990	N	W	75-71 ot
<b>Muskegon YMCA.....0-1</b>			
(A - 0-1)			
12-20-1919	A	L	21-26
<b>Muskingum.....1-0</b>			
(H - 1-0)			
2-9-1916	H	W	39-21
<b>Navy.....0-1</b>			
(H - 0-1)			
11-29-1986	H	L	90-91 ot
<b>Nebraska.....12-6</b>			
(H - 6-1; A - 4-5; N - 2-0)			
2-13-1920	A	L	28-43
2-14-1920	A	L	20-29
12-27-1956	N	W	79-65
12-20-1958	H	W	80-55
12-17-1959	A	W	82-80
12-20-1967	H	W	74-70
12-16-1968	A	L	59-73
12-29-1983	N	W	58-45
11-30-1988	A	W	77-75

11-29-1989	H	W	80-69
11-28-1990	A	L	69-71
12-4-1991	H	W	101-78
12-18-1993	H	L	81-85
12-10-1994	A	L	91-96 ot
12-31-2011	A	W	68-55
2-25-2012	H	W	62-34
1-13-2013	H	W	66-56
2-16-2013	A	W	73-64
<b>Nebraska Omaha.....1-0</b>			
(H - 1-0)			
12-4-2011	H	W	110-68
<b>Nevada.....0-1</b>			
(N - 0-1)			
3-18-2004	N	L	66-72
<b>Nevada-Las Vegas.....0-1</b>			
(N - 0-1)			
12-15-1990	N	L	75-95
<b>New Hampshire.....2-0</b>			
(H - 1-0; N - 1-0)			
12-30-1977	N	W	102-65
12-29-1992	H	W	81-51
<b>New Mexico.....2-0</b>			
(A - 2-0)			
12-18-1970	A	W	73-69
12-28-1985	A	W	76-61
<b>New Mexico State.....1-0</b>			
(N - 1-0)			
3-19-2010	N	W	70-67
<b>Nicholls State.....3-0</b>			
(H - 3-0)			
12-9-2001	H	W	92-38
11-27-2004	H	W	102-52
12-1-2012	H	W	84-39
<b>North Carolina.....3-11</b>			
(H - 1-1; A - 1-1; N - 1-8)			
3-22-1957	N	L	70-74 3ot
12-30-1958	N	W	75-58
12-6-1976	H	L	58-81
12-16-1978	A	L	69-70
11-21-1995	N	L	70-92
3-19-1998	N	L	58-73
12-1-1999	A	W	86-76
11-29-2000	H	W	77-64
4-2-2005	N	L	71-87
3-17-2007	N	L	67-81
12-3-2008	N	L	63-98
4-6-2009	N	L	72-89
12-1-2009	A	L	82-89
11-11-2011	N	L	55-67
<b>UNC Asheville.....4-0</b>			
(H - 4-0)			
12-30-1998	H	W	64-39
12-17-2001	H	W	76-56
11-22-2002	H	W	66-52
12-29-2004	H	W	92-63
<b>North Carolina State.....2-5</b>			
(H - 2-0; A - 0-3; N - 0-2)			
12-31-1958	A	L	61-70
12-20-1975	A	L	75-95
12-20-1976	H	W	78-60
12-28-1981	N	L	46-67
12-11-1982	A	L	41-45
3-15-2002	N	L	58-69
11-28-2007	H	W	81-58
<b>Northern Illinois.....0-1</b>			
(H - 0-1)			
12-1-1970	H	L	75-76
<b>Northern Iowa.....1-0</b>			
(N - 1-0)			
3-26-2010	N	W	59-52

<b>Northern Michigan .....7-1</b>			
<b>(H - 5-1; A - 2-0)</b>			
3-23-1920	A	W	43-13
2-4-1961	H	L	71-79
12-2-1961	H	W	75-59
11-30-1963	H	W	109-86
12-3-1964	H	W	82-76
12-12-1973	H	W	91-63
12-16-1974	A	W	91-59
12-16-1975	H	W	81-65
<b>Northwestern.....82-38</b>			
<b>(H - 47-8; A - 32-30; N - 3-0)</b>			
2-8-1918	A	L	16-19
12-22-1924	A	L	17-26
12-21-1925	A	L	13-42
12-20-1926	A	L	22-34
12-22-1934	A	L	26-39
12-21-1935	A	L	25-29
1-23-1937	A	L	29-44
12-23-1949	A	L	46-68
1-6-1951	A	W	67-62
2-12-1951	H	W	52-48
1-7-1952	H	W	82-49
2-2-1952	A	L	76-86
12-27-1952	A	W	52-47
1-24-1953	H	W	76-63
2-1-1954	H	W	65-62
2-22-1954	A	L	71-80
2-12-1955	A	L	54-56
2-21-1955	H	W	71-69
2-20-1956	H	W	96-93
2-2-1957	A	W	77-63
1-18-1958	H	W	83-78
1-25-1958	H	W	74-60
1-31-1959	H	W	81-72
2-16-1959	A	W	71-68
2-22-1960	A	L	69-71
1-21-1961	H	L	62-77
1-27-1962	H	L	70-71
2-26-1962	A	L	64-71
1-19-1963	H	W	80-68
3-9-1963	A	L	83-100
2-8-1964	A	L	86-93
2-29-1964	H	W	107-97
1-23-1965	H	L	75-76
1-30-1965	A	L	75-77
1-29-1966	A	W	77-68
3-11-1967	H	W	79-66
1-20-1968	H	W	75-62
2-17-1968	A	L	61-69
1-4-1969	H	L	71-85
1-18-1969	A	W	89-75
1-10-1970	H	W	98-93
3-13-1971	A	L	67-85
1-18-1972	A	L	69-76 ot
3-11-1972	H	W	57-54
1-6-1973	H	W	90-77
3-3-1973	A	W	86-72
2-23-1974	H	W	73-70
1-27-1975	H	W	54-50
2-24-1975	A	L	66-67
1-8-1976	A	L	89-105
2-2-1976	H	W	91-71
1-8-1977	H	L	68-70
1-27-1977	A	L	58-66
1-14-1978	A	W	67-63
2-23-1978	H	W	66-56
1-27-1979	A	L	65-83
2-3-1979	H	W	61-50
1-10-1980	A	L	61-65
2-23-1980	H	L	73-75 3ot
1-17-1981	H	W	84-70
2-26-1981	A	W	74-61
1-30-1982	H	W	64-61
2-6-1982	A	L	43-48
1-8-1983	A	L	51-62
3-9-1983	H	W	63-58
1-7-1984	H	L	69-67



# ALL-TIME RECORDS VS. OPPONENTS

3-8-1984	A	W	63-55
2-2-1985	A	W	68-54
2-27-1985	H	W	61-47
2-1-1986	H	W	97-69
2-27-1986	A	W	82-48
1-26-1987	A	L	65-67
2-19-1987	H	W	96-71
2-4-1988	A	W	65-64
2-10-1988	H	W	55-53
1-11-1989	A	W	64-62
2-25-1989	H	W	80-65
1-20-1990	H	W	91-80
3-8-1990	A	W	84-68
1-12-1991	H	W	66-59
2-14-1991	A	W	55-53
1-15-1992	H	W	78-61
3-5-1992	A	W	72-55
1-16-1993	A	W	80-75
2-17-1993	H	W	81-55
1-15-1994	H	W	67-46
2-17-1994	A	W	60-55
1-18-1995	H	W	93-56
2-25-1995	A	W	83-60
1-24-1996	H	W	68-54
2-17-1996	A	W	75-57
1-18-1997	H	W	75-62
2-19-1997	A	L	58-70
1-31-1998	A	W	72-66 ot
1-30-1999	H	W	65-48
3-5-1999	N	W	61-59
1-22-2000	H	W	69-45
1-27-2000	A	W	59-29
1-10-2001	H	W	84-53
1-24-2001	A	W	74-58
2-6-2002	A	L	49-61
2-15-2003	H	W	64-51
1-21-2004	A	W	73-61
2-21-2004	H	W	66-56
3-12-2004	N	W	68-55
1-8-2005	H	W	87-58
3-2-2005	A	W	69-58
2-4-2006	A	W	77-66
1-10-2007	H	W	66-45
3-8-2007	N	W	62-57
1-24-2008	A	W	78-62
2-9-2008	H	W	70-55
1-3-2009	A	W	77-66
1-21-2009	H	L	63-70
1-2-2010	A	W	91-70
1-30-2010	H	W	79-70
1-3-2011	A	W	65-62
1-15-2011	H	W	71-67 ot
1-14-2012	A	L	74-81
3-10-2013	H	W	71-61

## Northwestern College .... 1-8 (H - 1-3; A - 0-5)

1-13-1912	A	L	19-25
2-6-1913	H	L	21-23
1-23-1914	A	L	24-44
2-6-1915	H	L	17-28
2-11-1915	A	L	22-41
1-20-1916	A	L	17-29
3-3-1916	H	L	21-28
2-16-1917	A	L	16-26
3-2-1917	H	W	28-14

## Notre Dame ..... 35-59 (H - 23-24; A - 10-35; N - 2-0)

1-31-1908	H	W	33-20
2-1-1908	H	L	16-23
2-25-1908	A	L	20-39
1-23-1909	A	L	10-26
2-8-1909	H	L	18-22
1-29-1910	A	W	28-21
2-19-1910	H	W	43-23
2-13-1913	H	W	40-7
1-24-1914	A	L	18-27
2-4-1914	H	W	45-22
2-2-1915	H	W	14-13

2-13-1915	A	L	19-24
1-19-1916	A	L	18-19
2-2-1916	H	L	23-24
1-27-1917	H	W	31-25
2-17-1917	A	L	19-33
2-1-1918	H	W	27-12
2-7-1918	A	L	23-25
2-1-1919	H	W	32-28
2-22-1919	H	L	16-17
1-24-1920	H	W	23-20
2-9-1920	A	L	23-30
1-22-1921	A	L	23-36
2-1-1921	H	W	37-25
1-31-1922	A	L	22-31
2-16-1922	H	W	30-24
12-9-1922	H	L	15-40
2-28-1923	A	W	22-21
1-25-1924	A	L	18-35
2-29-1924	H	L	21-23
1-16-1925	A	L	14-37
3-3-1925	H	L	10-42
1-22-1926	A	L	14-33
1-16-1926	H	L	25-40
1-29-1927	A	L	15-36
2-23-1927	H	L	22-34
1-28-1928	A	L	25-29
2-3-1928	H	W	26-16
1-23-1929	A	L	24-29
2-22-1929	H	L	27-28
1-22-1930	H	W	28-21
2-18-1930	A	L	17-29
1-9-1932	H	L	25-28
2-23-1932	A	L	20-28
1-9-1933	H	L	19-34
2-24-1933	A	L	25-30
1-6-1934	H	L	33-34
2-21-1934	A	L	19-28
2-21-1938	A	L	32-48
1-25-1941	A	L	39-46
3-1-1941	H	W	44-35
1-24-1942	A	L	49-52
2-28-1942	H	W	46-43
2-6-1943	A	L	34-45
2-27-1943	H	L	42-45
1-31-1946	A	L	57-62
2-20-1946	H	L	54-56
1-14-1947	H	L	56-74
2-8-1947	A	L	54-70
2-17-1948	H	L	44-51
2-24-1948	A	W	54-50
2-3-1949	A	L	47-63
2-23-1949	H	L	41-43
1-7-1950	H	L	65-76
1-18-1950	A	L	65-71
1-25-1951	H	W	60-43
2-19-1951	A	L	46-56
1-2-1952	A	W	66-52
1-15-1952	H	L	48-56
2-16-1953	A	L	64-72
2-9-1954	H	L	71-74
2-7-1955	A	W	93-79
12-21-1955	H	W	84-78
1-15-1957	A	L	76-86
3-15-1957	N	W	85-83
12-21-1957	H	W	79-72
12-17-1958	A	W	74-56
2-15-1959	H	W	61-56
2-5-1961	H	W	89-74
12-16-1961	H	L	72-73
2-14-1962	A	L	85-92
1-18-1964	H	L	80-95
12-8-1964	A	L	93-100
12-11-1965	A	W	93-69
2-1-1967	A	W	85-80 ot
1-30-1968	H	W	89-68
2-11-1969	A	W	71-59
1-20-1970	H	W	85-82
1-26-1971	A	L	80-104
2-1-1972	H	W	98-74

2-7-1973	A	L	72-85
2-4-1974	H	L	89-91
2-5-1975	A	W	76-73
3-18-1979	N	W	80-68

## Oakland ..... 11-0 (H - 8-0; A - 1-0; N - 2-0)

11-17-1998	A	W	96-66
12-18-1999	H	W	86-51
11-19-2000	H	W	97-61
12-19-2001	H	W	78-50
1-29-2005	H	W	92-75
11-25-2006	H	W	71-53
11-24-2007	H	W	75-71
12-27-2008	N	W	82-66
12-10-2009	H	W	88-57
12-11-2010	N	W	77-76
11-23-2012	H	W	70-52

## Oberlin ..... 7-6 (H - 6-1; A - 1-5)

1-8-1908	H	W	46-21
2-23-1918	H	W	35-20
1-11-1919	A	L	14-24
1-2-1920	H	W	36-8
1-29-1921	A	L	21-23
2-19-1921	H	L	29-37
1-28-1922	A	L	25-26
3-3-1923	A	L	16-23
2-28-1925	H	W	29-27
3-7-1925	A	L	16-25
2-14-1930	H	W	24-10
1-31-1931	A	W	33-22
12-17-1938	H	W	58-23

## Ohio ..... 1-0 (H - 1-0)

1-1-1932	H	W	29-15
----------	---	---	-------

## Ohio Northern ..... 3-0 (H - 2-0; A - 1-0)

1-29-1915	A	W	45-16
2-8-1917	H	W	53-9
1-3-1928	H	W	39-25

## Ohio State ..... 66-56 (H - 41-17; A - 23-36; N - 2-3)

3-5-1910	A	L	13-31
2-11-1911	A	L	12-42
12-21-1940	H	W	46-38
12-9-1944	A	L	31-58
12-28-1944	H	L	31-67
12-27-1945	A	L	42-62
2-16-1946	H	W	64-41
2-15-1947	H	L	46-58
2-21-1948	H	L	50-72
2-28-1949	A	L	51-70
2-11-1950	A	L	43-87
1-27-1951	A	L	49-58
2-9-1952	H	W	70-52
1-3-1953	H	W	68-57
2-7-1953	A	L	62-73
1-23-1954	H	W	83-76
1-3-1955	A	L	76-83
1-28-1956	H	W	94-91
3-3-1956	A	L	84-96
1-19-1957	A	L	51-70
1-28-1957	H	W	73-64
1-4-1958	A	L	56-70
1-19-1959	H	W	92-77
1-30-1960	A	L	79-111
2-20-1960	H	L	83-84
2-11-1961	H	L	62-83
3-4-1961	A	L	83-91
2-17-1962	H	L	72-80
2-18-1963	A	L	77-87
1-27-1964	H	W	102-99
3-7-1964	A	W	81-80
2-22-1965	A	L	90-101
3-6-1965	H	L	75-97
1-15-1966	H	W	80-64

2-28-1966	A	W	98-79
2-20-1967	A	L	64-80
2-27-1967	H	W	74-63
2-10-1968	A	L	62-90
3-1-1969	H	W	85-72
2-10-1970	H	L	66-89
2-28-1970	A	W	82-80
2-30-1971	A	W	82-70
1-6-1971	H	L	76-87
3-7-1972	A	L	73-92
2-26-1973	H	W	87-83
1-12-1974	H	W	83-75
2-11-1974	A	W	75-67 ot
1-6-1975	H	W	88-84
2-3-1975	A	W	101-83
1-10-1976	H	W	92-82
2-7-1976	A	W	83-82 ot
12-12-1977	A	W	71-57
2-28-1977	H	W	80-79
1-28-1978	A	W	70-60
2-18-1978	H	W	79-74
2-1-1979	H	W	84-79 ot
2-10-1979	A	W	73-57
1-31-1980	H	W	74-54
2-9-1980	A	L	59-71
1-31-1981	H	W	60-54
2-7-1981	A	L	61-73
2-4-1982	A	L	49-50 ot
2-13-1982	H	L	46-51
1-22-1983	A	L	69-74
2-24-1983	H	W	101-94 3ot
1-21-1984	H	L	68-82
2-22-1984	A	L	70-86
1-3-1985	H	W	82-79
3-9-1985	A	L	79-90
1-2-1986	A	L	73-84
3-8-1986	H	W	91-81
1-10-1987	H	W	90-80
2-9-1987	A	L	72-90
2-1-1988	H	W	76-64
2-27-1988	A	W	78-77 ot
1-14-1989	H	L	81-83
2-11-1989	A	L	75-81
1-11-1990	H	W	78-68
2-10-1990	A	W	84-75
1-31-1991	H	W	75-61
3-3-1991	A	L	64-65
1-7-1992	A	L	46-62
2-29-1992	H	L	65-78
1-13-1993	A	W	77-60
2-13-1993	H	W	81-66
1-26-1994	A	W	77-71
2-26-1994	H	W	75-60
2-4-1995	A	W	67-58
2-7-1996	H	W	55-41
1-11-1997	H	W	69-66
2-26-1997	A	W	67-65
2-4-1998	A	W	84-58
1-27-1999	H	W	76-71
1-20-2000	A	L	67-78
2-15-2000	H	W	83-72
1-21-2001	H	W	71-56
1-27-2001	A	L	55-64
2-10-2002	H	W	67-64
2-26-2002	A	W	81-76
1-9-2003	H	W	66-55
3-8-2003	A	W	72-58
3-15-2003	N	L	54-55
2-7-2004	A	W	84-70
2-9-2005	H	W	83-69



# ALL-TIME RECORDS VS. OPPONENTS

3-14-2009	N	L	70-82
2-21-2010	H	L	67-74
2-15-2011	A	L	61-71
2-11-2012	A	W	58-48
3-4-2012	H	L	70-72
3-11-2012	N	W	68-64
1-19-2013	H	W	59-56
2-24-2013	A	L	60-68
3-16-2013	N	L	58-61

## Ohio Wesleyan.....2-3

(H - 2-2; A - 0-1)

1-29-1922	A	L	22-25
2-24-1922	H	L	17-29
1-7-1929	H	L	28-31
1-4-1930	H	W	30-14
1-1-1931	H	W	25-17

## Oklahoma.....4-3

(H - 1-0; A - 0-1; N - 3-2)

12-29-1956	N	W	76-74
12-21-1963	N	W	118-100
3-17-1993	A	L	86-88
3-19-1999	N	W	54-46
11-14-2001	H	W	67-55
1-4-2003	N	L	58-60
12-6-2003	N	L	77-80

## Oklahoma State.....2-2

(H - 1-0; A - 0-1; N - 1-1)

1-14-1995	H	W	70-69
12-18-1995	A	L	57-68
11-30-2002	N	L	61-64
11-28-2008	N	W	94-79

## Old Dominion.....1-0

(N - 1-0)

3-18-2005	N	W	89-81
-----------	---	---	-------

## Olivet.....7-4

(H - 6-2; A - 1-2)

2-27-1899	H	L	6-7
3-13-1899	A	L	6-15
1-20-1900	A	L	5-6
2-3-1900	H	L	6-8
2-16-1901	H	W	18-10
3-2-1906	H	W	46-10
2-2-1907	H	W	41-24
2-22-1907	A	W	38-24
12-8-1925	H	W	36-13
1-21-1933	H	W	35-13
12-4-1933	H	W	23-16

## Oregon.....1-2

(N - 1-2)

12-28-1961	N	L	59-71
12-27-1969	N	L	82-87
12-30-1988	N	W	76-71

## Oregon State.....3-3

(H - 1-1; A - 1-1; N - 1-1)

12-27-1939	A	L	33-38
12-28-1939	A	W	36-26
12-29-1942	H	L	29-33
12-29-1978	N	W	65-57
2-5-1984	H	W	56-55
12-29-1988	N	L	58-63

## Owosso YMCA.....1-0

(H - 1-0)

1-26-1906	H	W	76-12
-----------	---	---	-------

## Pacific.....1-0

(N - 1-0)

11-26-1993	N	W	83-64
------------	---	---	-------

## Pennsylvania.....3-1

(H - 1-0; A - 2-1)

12-18-1954	A	L	67-73
12-14-1963	A	L	87-75
3-24-1979	A	W	101-67
11-29-2003	H	W	77-52

## Penn State.....31-7

(H - 19-1; A - 12-4; N - 0-2)

1-2-1929	H	W	16-14
12-28-1938	H	W	35-21
12-29-1950	H	W	51-44
12-30-1954	H	W	85-74
3-13-1993	H	W	70-53
12-2-1994	A	L	70-71
2-2-1995	H	W	82-62
2-11-1995	A	W	68-53
1-31-1996	H	W	61-58
2-10-1996	A	L	50-54
1-15-1997	A	W	69-58
2-22-1997	H	W	71-57
1-24-1998	H	W	71-59
2-2-1999	A	W	70-68
1-5-2000	H	W	76-63
2-23-2000	A	W	79-63
1-3-2001	H	W	98-73
2-24-2001	A	W	76-57
3-9-2001	N	L	63-65
1-19-2002	A	W	77-65
1-22-2003	H	W	70-36
1-14-2004	H	W	76-58
2-28-2004	A	W	67-42
1-5-2005	A	W	84-58
3-5-2005	H	W	90-64
1-28-2006	H	W	69-60
1-20-2007	A	W	91-64
2-2-2008	A	L	76-85
2-20-2008	H	W	86-49
1-14-2009	A	W	78-73
2-1-2009	H	L	68-72
2-13-2010	A	W	65-54
3-4-2010	H	W	67-65
1-8-2011	A	L	62-66
2-10-2011	H	W	75-57
3-12-2011	N	L	48-61
2-8-2012	H	W	77-57
1-16-2013	A	W	81-72

## Pepperdine.....1-0

(N - 1-0)

12-21-1998	N	W	79-67
------------	---	---	-------

## Pittsburgh.....3-1

(H - 2-1; A - 1-0; N - 1-0)

2-18-1927	H	L	34-36
12-22-1953	H	W	83-51
12-17-1955	A	W	82-81
3-22-2008	N	W	65-54

## Portland.....1-0

(A - 1-0)

12-29-1961	A	W	74-60
------------	---	---	-------

## Portland State.....1-0

(H - 1-0)

12-10-1979	H	W	88-54
------------	---	---	-------

## Prairie View A&M.....1-0

(H - 1-0)

12-18-2010	H	W	90-51
------------	---	---	-------

## Princeton.....5-1

(H - 2-1; A - 1-0; N - 2-0)

12-30-1950	H	L	46-52
12-29-1951	H	W	52-46
12-17-1954	A	W	79-67
11-30-1979	N	W	60-46
12-30-1989	H	W	51-49
3-14-1998	N	W	63-56

## Providence.....3-0

(A - 1-0; N - 2-0)

3-11-1978	N	W	77-63
12-20-1980	A	W	77-76
11-25-1999	N	W	82-58

## Purdue.....50-65

(H - 30-25; A - 17-40; N - 3-0)

1-26-1910	A	L	9-35
12-20-1947	A	L	48-50
2-12-1949	H	L	48-66
2-4-1950	A	L	53-69
1-29-1951	A	L	55-59
1-26-1952	H	W	56-47
2-21-1953	H	W	68-57
2-28-1953	A	W	77-72
2-13-1954	A	L	50-64
1-31-1955	H	W	79-72
1-14-1956	H	L	62-66
2-25-1956	A	L	56-63
1-5-1957	H	L	71-72
2-11-1957	A	W	68-66
1-11-1958	H	W	84-75
2-24-1958	A	L	70-72
2-7-1959	A	L	81-85
2-21-1959	H	W	94-87
2-6-1960	H	L	65-68
2-25-1961	A	L	74-85
1-15-1962	H	L	74-89
2-3-1962	A	L	64-86
2-4-1963	A	L	81-103
3-4-1963	H	L	93-94
2-3-1964	A	L	98-101
3-1-1965	H	W	110-92
1-10-1966	A	W	89-78
1-24-1966	H	W	92-74
2-11-1967	A	W	79-77
3-4-1967	H	W	75-71
3-5-1968	A	L	75-93
2-25-1969	H	L	72-74
2-3-1970	A	L	86-105
3-3-1970	H	L	98-101
2-27-1971	A	L	70-100
3-2-1971	H	L	60-65
2-19-1972	A	L	68-92
2-17-1973	H	L	84-88
1-5-1974	A	L	75-77
2-2-1974	H	W	76-74
1-2-1975	A	L	86-93
3-3-1975	H	W	84-82
1-26-1976	A	W	66-65
2-23-1976	H	W	89-76
1-22-1977	H	L	70-76
3-3-1977	A	L	69-78
1-19-1978	H	W	60-51
2-16-1978	A	L	80-99
1-13-1979	A	L	50-52
2-22-1979	H	W	73-67
1-3-1980	H	L	73-74
3-1-1980	A	L	73-91
1-24-1981	A	W	74-68
2-12-1981	H	L	48-63
1-14-1982	A	L	47-53
2-27-1982	H	L	49-51
1-29-1983	H	W	83-67
2-17-1983	A	L	55-61
1-28-1984	A	L	54-72
2-16-1984	H	W	63-53
1-10-1985	A	W	81-72
2-9-1985	H	L	65-66
1-9-1986	H	L	83-88
2-8-1986	A	L	82-88
1-3-1987	A	L	72-87
3-4-1987	H	L	59-69
1-20-1988	A	L	67-78
2-10-1988	H	L	70-72
1-25-1989	H	W	106-83
2-18-1989	A	L	63-87
2-3-1990	A	W	64-53
3-11-1990	H	W	72-70
1-23-1991	A	L	51-62
2-23-1991	H	W	75-58
1-22-1992	A	W	66-61
2-22-1992	H	W	70-68
1-30-1993	A	W	72-64

3-3-1993	H	L	58-61
----------	---	---	-------

1-12-1994	A	L	77-89
2-12-1994	H	L	70-74
2-7-1995	H	L	69-78
2-3-1996	A	L	51-56
1-29-1997	A	L	62-72
2-8-1997	H	L	62-77
12-30-1997	A	W	74-57
3-1-1998	H	L	96-99
2-16-1999	H	W	82-69
2-28-1999	A	W	60-46
2-8-2000	A	L	67-70
2-4-2001	H	W	72-55
1-16-2002	H	W	65-56
2-16-2002	A	W	62-59
1-14-2003	A	L	60-72
3-1-2003	H	W	69-61
3-14-2003	N	W	54-42
1-25-2004	A	L	70-76
2-17-2004	H	W	62-55
1-18-2005	H	W	71-64
2-19-2005	A	W	68-57
2-8-2006	H	W	77-52
3-9-2006	N	W	70-58
2-7-2007	A	L	38-62
1-8-2008	H	W	78-75
2-12-2008	A	L	54-60
2-17-2009	A	L	54-72
3-8-2009	H	W	62-51
2-9-2010	H	L	64-76
2-28-2010	A	W	53-44
1-22-2011	A	L	76-86
2-27-2011	H	L	47-67
3-11-2011	N	W	74-56
1-21-2012	H	W	83-58
2-19-2012	A	W	76-62
1-5-2013	H	W	84-61
2-9-2013	A	W	78-65

## Rhode Island.....1-0

(N - 1-0)

12-2-1977	N	W	92-64
-----------	---	---	-------

## Rice.....1-0

(N - 1-0)

11-26-1991	N	W	75-67
------------	---	---	-------

## Robert Morris.....1-0

(N - 1-0)

3-20-2009	N	W	77-62
-----------	---	---	-------

## Rochester.....1-1

(A - 1-1)

12-29-1941	A	L	27-28
------------	---	---	-------

12-29-1972	A	W	103-61
------------	---	---	--------

## Rochester YMCA.....1-1

(H - 1-1)



# ALL-TIME RECORDS VS. OPPONENTS

## Saginaw YMCA.....1-0

(H - 1-0)

1-14-1905 H W 62-12

## St. Ignatius.....0-2

(H - 0-1; A - 0-1)

1-16-1923 H L 18-27

3-2-1923 A L 17-38

## St. John's.....0-2

(A - 0-2)

12-27-1968 A L 51-61

12-1-1979 A L 73-88

## St. John's (Ohio).....3-1

(A - 3-1)

2-26-1913 A W 39-24

2-25-1914 A W 50-17

1-25-1918 A W 27-19

1-27-1921 A L 20-21

## St. Joseph's (Pa.).....1-1

(H - 1-1)

12-18-1965 H L 65-82

12-27-1980 H W 71-67

## St. Louis.....1-1

(N - 1-1)

3-27-1989 N L 64-74

3-18-1912 N W 65-61

## St. Mary's (Mich.).....3-1

(H - 3-1)

1-15-1916 H W 29-19

2-21-1923 H W 43-15

12-18-1923 H W 31-26

1-10-1925 H L 13-21

## St. Mary's (Ohio).....0-1

(A - 0-1)

3-1-1913 A L 26-28

## St. Peter's.....1-1

(H - 1-0; A - 0-1)

12-1-1983 A L 66-73

12-10-1984 H W 50-38

## St. Viator.....1-2

(H - 1-2)

2-26-1924 H L 25-27

1-13-1925 H L 18-23

1-9-1926 H W 30-27

## San Diego State.....1-0

(A - 1-0)

12-29-1984 A W 77-61

## San Francisco.....1-1

(A - 1-0; N - 0-1)

3-23-1957 N L 60-67

12-20-1974 A W 86-78

## San Jose State.....3-0

(H - 3-0)

12-22-1987 H W 82-68

12-29-1989 H W 88-61

12-19-2007 H W 85-45

## Santa Clara.....0-1

(N - 0-1)

11-22-1995 N L 71-77

## Seton Hall.....3-0

(H - 1-0; A - 1-0; N - 1-0)

3-18-1994 A W 84-73

12-19-2000 A W 72-57

12-22-2001 H W 68-64

## South Alabama.....2-0

(H - 1-0; A - 1-0)

12-4-1971 H W 87-72

1-3-1973 A W 86-78

## South Carolina.....4-2

(H - 3-1; A - 0-1; N - 1-0)

12-20-1941 H W 41-29

12-18-1961 H W 99-91

12-9-1972 A L 64-83

12-8-1973 H L 63-74

11-26-1999 N W 59-56

11-16-2010 H W 82-73

## South Dakota.....1-0

(H - 1-0)

12-5-1966 H W 81-54

## South Florida.....3-0

(H - 2-0; A - 1-0)

12-20-1997 A W 68-53

12-21-2002 H W 65-56

12-16-2003 H W 73-60

## South Haven.....1-0

(A - 1-0)

2-28-1908 A W 31-18

## Southern Cal.....3-3

(H - 1-0; A - 1-3; N - 1-0)

12-19-1953 H W 81-63

12-30-1953 A L 73-75

12-28-1957 A W 77-67

12-29-1964 A L 69-100

12-29-1970 A L 63-88

3-22-2009 N W 74-69

## Southern Illinois.....2-0

(H - 1-0; A - 1-0)

12-13-1955 H W 99-71

1-27-1968 A W 68-56

## Southern Methodist.....1-0

(N - 1-0)

12-29-1977 H W 95-69

## Southern Mississippi.....1-0

(N - 1-0)

12-29-1975 N W 89-77

## SW Missouri State.....1-0

(N - 1-0)

3-20-1992 N W 61-54

## Southwest Louisiana.....1-1

(H - 1-0; N - 0-1)

12-3-1968 H W 90-84

12-28-1982 N L 66-71

## Stanford.....4-2

(H - 3-0; N - 1-2)

12-27-1934 H W 25-18

12-20-1946 H W 57-45

12-29-1960 N L 80-81 2ot

12-28-1991 H W 72-62

12-29-2001 N L 64-75

12-11-2004 N W 78-53

## Stetson.....1-0

(N - 1-0)

12-11-1992 N W 78-59

## Syracuse.....7-10

(H - 4-2; A - 2-6; N - 1-2)

2-2-1929 A L 17-24

1-1-1930 H L 19-21

1-3-1933 H W 23-16

1-13-1934 A L 21-27

1-1-1936 A L 34-38

1-19-1937 H W 36-30

1-15-1938 A L 46-59

1-8-1940 H W 31-29

12-27-1941 A W 33-31

1-2-1946 H W 76-48

12-31-1946 A W 61-57 ot

12-3-1977 A L 67-75

3-23-2000 N W 75-58

11-21-2001 N L 58-69

2-23-2003 H L 75-76

1-3-2004 A L 83-96

12-7-2010 N L 58-72

## Temple.....6-6

(H - 3-1; A - 1-3; N - 2-2)

1-3-1936 A L 24-47

2-15-1939 H W 29-25

1-27-1940 A L 40-42

3-1-1940 H W 44-28

1-6-1941 A W 37-35

1-13-1941 H W 23-22

1-27-1945 N L 47-64

12-30-1969 N L 51-90

12-4-1997 H L 54-56

11-20-1998 A L 59-60

3-25-2001 N W 69-62

3-20-2008 N W 72-61

## Tennessee.....5-2

(H - 2-0; A - 2-1; N - 1-1)

1-23-1939 A W 35-31

1-6-1940 H W 29-20

12-30-1970 N L 70-81

12-18-1971 A L 61-85

12-21-1993 A W 69-60

12-20-1994 H W 79-68

3-28-2010 N W 70-69

## Tennessee Tech.....2-0

(H - 2-0)

12-28-2005 H W 80-63

11-28-2010 H W 73-55

## Texas.....4-4

(H - 1-1; A - 0-1; N - 3-2)

11-27-1999 N L 74-81

3-30-2003 N L 76-85

11-16-2006 N W 63-61

12-22-2007 N W 78-72

12-20-2008 N W 67-63

12-22-2009 A L 68-79

12-22-2010 H L 55-67

12-22-2012 H W 67-56

## Texas A&M.....2-0

(N - 2-0)

12-27-1971 N W 67-65

11-25-1989 N W 87-75

## Texas Arlington.....1-0

(H - 1-0)

12-30-2009 H W 87-68

## Texas Christian.....1-1

(H - 1-0; A - 0-1)

12-20-1986 A L 47-66

12-12-1987 H W 69-52

## Texas Southern.....2-0

(H - 2-0)

11-18-2011 H W 76-41

11-18-2012 H W 69-41

## Toledo.....5-3

(H - 3-2; A - 2-1)

12-7-1968 A W 81-80

12-6-1969 H L 80-82

12-5-1970 A W 72-62 ot

11-28-1972 H W 98-96

12-18-1973 A L 51-79

11-22-1999 H W 78-33

12-30-2002 H L 76-81

11-20-2009 H W 75-62

## Toledo Buckeyes.....3-3

(H - 1-2; A - 2-1)

1-16-1914 H W 40-24

2-26-1914 A W 26-25

1-9-1915 H L 23-33

1-28-1915 A L 27-31

2-19-1916 H L 23-32

2-24-1916 A W 28-22

## Tri-State.....1-0

(H - 1-0)

1-17-1916 H W 30-13

## Tulane.....2-1

(H - 1-0; A - 1-1)

12-20-1965 H W 80-61

12-21-1966 A W 76-66

12-29-1982 A L 58-81

## Tulsa.....2-2

(H - 1-0; A - 0-1; N - 1-1)

12-9-1961 H W 90-70

12-18-1963 A L 88-89

12-28-1965 N L 67-78

12-22-1998 N W 68-58

## Tuskegee.....1-0

(H - 1-0)

12-15-2012 H W 92-56

## Upper Canada Law.....1-0

(H - 1-0)

1-5-1924 H W 33-26

## Utah.....1-4

(A - 0-2; N - 1-2)

12-21-1962 A L 79-88

12-28-1964 N L 96-98

12-20-1969 A L 85-105

3-17-1991 N L 84-85 2ot

3-18-2000 N W 73-61

## Utah State.....0-2

(A - 0-1; N - 0-1)

12-22-1962 A L 87-102

12-19-1980 N L 70-74

## Valparaiso.....5-1

(H - 3-1; N - 2-0)

1-19-1922 H W 30-21

12-22-1922 H L 17-21

3-6-1924 H W 22-12

3-16-2000 N W 65-38

11-22-2009 H W 90-60

3-21-2013 N W 65-54

## Vanderbilt.....0-1

(N - 0-1)

12-29-1967 N L 63-73

## Vermont.....2-0

(H - 1-0; N - 1-0)

3-20-2005 N W 72-61

11-21-2006 H W 66-46

## Victoria.....1-0

(H - 1-0)

1-11-1923 H W 33-10

## Villanova.....1-3

(A - 1-1; N - 0-2)

12-27-1966 A L 63-66

12-28-1968 N L 66-75

3-22-1989 A W 70-63

11-29-2002 N L 73-81

## ALL-TIME RECORDS VS. OPPONENTS

## Wake Forest.....1-0

(N - 1)

12-30-1986 N W 71-62

## Washington.....4-2

(H - 1; A - 0; N - 3-0)

1-2-1942 H L 42-45

12-30-1957 A L 69-71

12-30-1964 N W 93-92

3-13-1986 N W 72-70

3-13-1996 H W 64-50

11-24-2010 N W 76-71

## Washington State.....3-1

(H - 2-0; N - 1-1)

12-16-1939 H W 52-44

12-28-1978 N W 98-52

12-30-1992 H W 77-61

11-27-1993 N L 71-76

## Washington, St. Louis ....1-0

(A - 1-0)

1-3-1948 A W 46-45

## Wayne State.....15-1

(H - 9-1; A - 6-0)

1-4-1935 H W 31-17

1-26-1935 A W 37-20

2-24-1939 H L 33-40

2-14-1940 H W 46-29

1-20-1945 H W 47-38

1-15-1946 A W 43-37

2-7-1946 H W 46-45

12-28-1946 A W 52-25

2-1-1947 H W 49-36

12-27-1947 A W 57-55

2-28-1948 H W 63-49

1-22-1949 A W 37-35 2ot

1-27-1949 H W 63-48

2-17-1950 H W 68-44

12-2-1950 A W 51-50

12-1-1951 H W 52-43

## Weber State.....1-2

(H - 1-0; N - 0-2)

12-28-1979 N L 61-63

3-17-1995 N L 72-79

12-28-1996 H W 83-51

## Western Illinois.....2-0

(H - 1-0; A - 1-0)

12-12-1984 A W 93-61

11-23-1985 H W 98-63

## Western Kentucky.....1-1

(N - 1-1)

3-14-1968 N L 63-67

3-16-1978 N W 90-69

## Western Michigan.....25-11

(H - 19-7; A - 6-4)

1-12-1916 H W 51-21

1-8-1919 H W 19-18

1-17-1919 A W 28-23

1-15-1921 H W 22-16

1-25-1921 A W 29-19

1-10-1922 H W 28-20

1-15-1922 H L 8-17

1-28-1924 A L 14-29

2-12-1924 A L 16-25

1-23-1925 H L 20-21

2-25-1925 A L 15-29

2-6-1926 H L 25-30

2-26-1926 A L 15-38

12-4-1963 H W 101-100

12-5-1964 H W 89-80

12-4-1965 H L 82-85

12-1-1966 H W 77-55

12-12-1967 A W 78-67

12-6-1988 H W 86-71

12-13-1989 A W 86-71

12-12-1970 H W 97-85

12-11-1971 H W 66-65

12-16-1972 A W 76-73

12-15-1973 H W 85-76

12-14-1974 H W 62-59

12-13-1975 A L 68-78

12-4-1976 H L 73-74

12-10-1977 H W 79-57

12-13-1978 A W 109-69

11-28-1980 H W 89-77

11-28-1981 H L 79-83

11-26-1982 H W 72-65

11-26-1983 H W 81-52

11-30-1984 H W 77-61

11-30-1985 H W 84-64

11-28-1998 H W 90-66

## Western Reserve.....8-1

(H - 5-1; A - 3-0)

1-30-1931 A W 25-24

1-8-1932 H W 17-15

1-12-1935 A W 34-33

2-9-1935 H W 36-17

1-14-1939 H W 36-21

1-10-1942 H W 51-22

1-17-1948 A W 65-57

1-14-1949 H W 44-43

1-28-1950 H L 54-57

## West Virginia.....2-1

(H - 2-1)

12-30-1935 H W 25-24

1-18-1941 H W 44-35

2-8-1941 H L 31-40

## West Va. Wesleyan .....2-1

(H - 2-1)

2-19-1914 H W 38-21

12-18-1915 H L 31-43

1-12-1917 H W 41-22

## Wichita State.....5-3

(H - 3-0; A - 0-3; N - 2-0)

12-19-1962 A L 69-80

12-10-1966 H W 103-68

12-23-1967 A L 80-90

12-8-1977 H W 84-57

12-14-1979 A L 54-55

3-20-1989 H W 79-67

12-10-2005 N W 83-64

11-30-2008 N W 65-57

## Winona.....3-0

(H - 1-0; A - 2-0)

1-18-1912 A W 37-21

2-10-1912 A W 67-4

1-11-1913 H W 75-14

## Wisconsin.....74-60

(H - 46-14; A - 24-43; N - 4-3)

12-10-1921 A L 13-27

12-30-1932 A L 16-26

2-5-1934 A W 23-22

12-31-1934 A L 21-23

12-6-1935 A L 21-26

2-6-1937 A L 17-22

2-5-1938 A L 27-30

2-4-1939 A L 37-39

2-3-1940 H W 48-41

2-23-1946 A W 59-48

3-1-1946 H W 56-52

1-20-1947 H L 48-58

2-9-1948 H W 39-51

2-6-1950 H L 47-66

1-8-1951 H L 52-53

2-24-1951 A L 29-35

1-21-1952 H W 50-39

2-16-1952 A W 57-55

2-23-1953 H W 53-45

3-9-1953 A L 51-58

1-18-1954 H L 53-57

3-1-1954 A L 56-79

1-8-1955 H W 94-77

2-5-1955 A W 73-70

2-27-1956 H W 89-82

2-25-1957 A W 78-62

1-20-1958 A L 52-66

2-22-1958 H W 93-59

2-2-1959 A W 88-57

3-2-1959 H W 93-73

1-2-1960 A W 91-79

1-7-1961 H L 71-74

1-8-1962 H L 78-83

2-10-1962 A L 72-77

1-12-1963 A W 75-68

3-2-1963 H L 89-92 ot

1-6-1964 H W 106-90

2-27-1965 A L 89-99

2-5-1966 H W 79-65

2-19-1966 A L 77-78

1-28-1967 H W 68-61

2-25-1967 A L 64-68

1-16-1968 A L 68-70

2-24-1968 H W 87-77

1-7-1969 H W 77-67

2-22-1969 A L 64-76

2-7-1970 A L 79-89

2-20-1971 H W 97-78

1-11-1972 H W 83-76

2-29-1972 A L 74-101

1-20-1973 A L 80-93

3-10-1973 H W 79-78 ot

3-2-1974 A L 80-87

1-25-1975 H W 105-87

2-22-1975 A L 96-103

1-3-1976 A L 63-70

3-6-1976 H L 82-86

1-6-1977 H W 84-61

1-29-1977 A L 83-87 3ot

1-7-1978 H W 74-63

3-2-1978 A W 89-75

1-4-1979 H W 84-55

3-3-1979 A L 81-83

1-17-1980 H W 62-61

2-14-1980 A L 66-80

1-22-1981 A L 62-63

2-19-1981 H W 74-65

1-23-1982 H W 68-58

2-20-1982+ A W 60-65 f

1-13-1983 H W 86-66

3-5-1983 A W 91-65

1-12-1984+ A W 74-81 f

3-3-1984 H W 78-59

1-31-1985 A W 77-68

3-2-1985 H W 82-63

1-30-1986 H W 83-81

3-2-1986 A W 84-71

1-22-1987 A W 81-78

2-21-1987 H L 63-65

1-7-1988 A L 72-78 2ot

3-12-1988 H L 69-71

2-2-1989 A L 64-69 ot

1-11-1989 H W 70-61

1-6-1990 A W 64-61

2-8-1990 H W 60-57

1-10-1991 H W 65-50

2-9-1991 A L 78-84 2ot

2-8-1992 A W 79-64

2-12-1992 H W 76-61

1-23-1993 H L 66-67

2-24-1993 A L 62-65

1-19-1994 H W 70-60

2-2-1994 A L 62-87

4-14-1995 A W 78-64

3-11-1995 H W 97-72

1-17-1996 H L 48-61

2-24-1996 H L 52-73

1-9-1997 A W 58-50

3-1-1997 H W 68-49

1-8-1998 H W 63-40

2-21-1998 A W 56-47

1-6-1999 A L 51-66

2-21-1999 H W 56-51

3-6-1999 N W 56-41

2-12-2000 A W 61-44

2-19-2000 H W 59-54

3-11-2000 N W 55-46

4-1-2000 N W 53-41

1-13-2001 H W 69-59 ot

2-27-2001 A W 51-47

1-12-2002 H L 63-64

2-11-2003 A L 53-64

1-10-2004 A L 64-77

3-2-2004 H L 64-68 ot

3-13-2004 N L 66-68

1-16-2005 A L 59-62

2-24-2005 H W 77-64

1-8-2006 A L 63-82

3-2-2006 H W 74-65

2-20-2007 H W 64-55

3-3-2007 A L 50-52

3-9-2007 N L 57-70

2-28-2008 A L 42-57

3-15-2008 N L 63-65

2-22-2009 H W 61-50

1-6-2010 H W 54-47

2-2-2010 A L 49-67

1-11-2011 H W 64-61 ot

2-6-2011 A L 56-82

1-3-2012 A W 63-60 ot

2-16-2012 H W 69-55

3-10-2012 N W 65-52

1-22-2013 A W 49-47

3-7-2013 H W 58-43

## Wis.-Green Bay .....6-0

(H - 4-0; N - 1-0; A - 1-0)

12-15-1981 H W 49-48 ot

3-15-1991 N W 60-58



# ALL-TIME LETTERWINNERS

Players began wearing jersey numbers in 1932-33.

\$ Information Unavailable; C - team captain;

CoC - co-captain; TrIC - tri-captain;

QuaC - quad-captain

Name; Yrs. Lettered; Pos; Ht.; Jersey No.; Home-town/High School

## A

**AcMoody, Sam;** 2000-01-02-03; Mgr; Tekonsha

**Aerts, Jason J.;** 2006; F; 6-6; #10;

Pentwater/Pentwater

**Ager, Maurice D.;** 2003-04-05-06QuaC; G;

6-4; #13; Detroit/Crockett

**Aitch, Matthew A.;** '66-67; C; 6-7; #45;

St. Louis, Mo./Maplewood Richmond Heights

**Alexander, Aaron S.;** 2002; F; 6-5; #10;

Richmond, Va./Henrico

**Allen, X. Chris;** 2008-09-10; G; 6-3; #3;

Lawrenceville, Ga./Meadowcreek

**Anagonye, Aloysius;** 2000-01-02TrIC-03CoC; F;

6-8; #25; Southfield/Detroit DePorres

**Anderegg, Robert H.;** '57-58-59; C; 6-3;

#23; Monroe, Wis./Same

**Anderson, Alan;** 2002-03-04TrIC-05QuaC; F;

6-6; #15; Minneapolis, Minn./DeLaSalle

**Anderson, Valda;** '29; Mgr; Sand Creek/Same

**Andreas, Jason;** 2001-02-03-04TrIC; C; 6-10;

#44; Sugar Creek, Ohio/Garaway

**Appling, Keith;** 2011-12-13TrIC; C; 6-1; #11;

Detroit, Mich./Pershing

**Archer, Lawrence C.;** '18; G; #5; Derby/\$

**Armstrong, T. Robert;** '53-54-55; C; 6-8; #12;

Holland/Same

**Armstrong, Mark;** '97-98-99-00; Mgr;

Grand Rapids

**Aubuchon, I. Chester;** '39-40-42; G; 5-9;

#24; Gary, Ind./Horace Mann

**Ayala, Reginald (Rickey) P.;** '52-53-54; G;

5-6; #7; Brooklyn, N.Y./Tech

## B

**Babcock, Nate;** 2010-11; Mgr.; Plymouth, Minn.

**Bailey, John A.;** '66-67-68; C; 6-0; #12;

Streator, Ill./Same

**Balbach, Edward;** '02-03-04C; G/C; # no #;

Grand Rapids/\$

**Ballinger, Adam;** 2000-01-02TrIC-03CoC; C;

6-9; #55; Bluffton, Ind./Same

**Barnard, John A.;** '32; F/G; # no #;/\$

**Barnes, Daron;** '86; Mgr;/\$

**Barnett, William;** '10; S; # no #; Pittsburgh, Pa./\$

**Barr, John H.;** '21; F; # no #; Flint/\$

**Basich, Peter S.;** '40-41; G; #4; Columbus, Ohio/\$

**Bates, Steven A.;** '80-81-82; C; 6-10; #52;

Fort Wayne, Ind./Wayne

**Bauman, Paul L.;** '45; G/F; 5-10; #8;

Battle Creek/St. Phillip

**Baylor, Arthur E.;** '66-67; F; 6-6; #41;

Washington, D.C./Mackin

**Beathea, Daimon;** '93-94-95-96; F; 6-7; #23;

Elkhart, Ind./Memorial

**Belknap, Leon V.;** '09; S; # no #; Whittemore/\$

**Bell, Charlie;** '98-99-00-01; G; 6-3; #14;

Flint/Southwestern Academy

**Bencie, Charles J.;** '56-57-58; F/C; 6-6; #31;

Gary, Ind./Froebel

**Benington, John J. Jr.;** '72; G; 6-1; #15;

East Lansing/Lansing Gabriels

**Benjamin, Sylvester (Rudy);** '69-70-71; G; 6-3;

#21; Dayton, Ohio/Roosevelt

**Bennett, Byron D.;** '32; Mgr.;/\$

**Bernecker, Scott;** '90-91-92-93; Mgr;

East Grand Rapids/Same

**Berry, William E.;** '62-63-64; F; 6-2; #12;

Winnemucca, Nev./Humboldt County

**Besko, Scott;** 2012; Mgr., Saint Johns

**Beyer, G. Joseph;** '45; G; 5-10; #3;

Grosse Pointe/Same

**Bibbins, Cleveland W.;** '82; F; 6-6; #55;

Pittsburgh, Pa./Brashear

**Bilkey, Robert;** '24; C; # no #; Ishpeming/Same

**Binge, Ronald E.;** '70; F; 6-5; #44; East Detroit/Same

**Bishop, Randy J.;** '79-80; Mgr.; Grandville/

Wyoming Lee

**Blanchard, Charles M.;** '01C-02; S; # no #;

Chesaning/Same

**Bluem, Mark;** '92-93; F; 6-6; #20; Caro/Same

**Boeskool, Randall D.;** '31-32; C; # no #;

Grand Rapids/\$

**Bograkos, Timothy G.;** '69-70; G; 6-1; #12;

Flint/Central

**Bograkos, Timothy E.;** 2002-03-04-05QuaC; G;

6-2; #30; Flint/Central

**Borovich, Jon;** 2002-03; Mgr.; Bloomfield Hills

**Bostic, Herbert H.;** '80-81-82; F/G; 6-4; #44;

Detroit/Royal Oak Shrine

**Bouma, Robert D.;** '68; Mgr; Grand Rapids/\$

**Bower, William R.;** '50-51-52; F; 5-11; #4;

Ft. Wayne, Ind./South

**Brannum, Robert W.;** '48C; C; 6-5; #7;

Winfield, Kan./Same

**Braun, Norwin W.;** '49; Mgr; Ann Arbor/\$

**Breslin, Brian S.;** '71-72-74; F; 6-5; #42;

East Lansing/Same

**Brigham, G. Horbert;** '18; F; #5; #13;

Springfield, Pa./\$

**Brkovich, Donald;** '79; F; 6-6; #21;

Windsor, Ont./Lowe

**Brkovich, Mike;** '78-79-80-81CoC; G/F; 6-4;

#12; Windsor, Ont./Lowe

**Brookens, Harold A.;** '61; G; 6-0; #14;

Tulsa, Okla./Washington

**Brooks, Quinton;** '93-94-95-96CoC; F; 6-7;

#40; Akron, Ohio/Firestone

**Brown, Alfred;** '77-78; F; 6-6; #25;

Detroit/Haynesville (La.)

**Brown, Arthur;** '22; G; # no #; Hastings/Same

**Brown, Luke;** '98-99-00-01; Mgr.; Iron Mountain

**Brown, Mark;** '86; G; 6-0; #24; Hastings/Same

**Brown, Shannon;** 2004-05-06QuaC; G; 6-3;

#3; Maywood, Ill./Proviso East

**Burchill, Kenneth;** '51; Mgr.; Sault Ste. Marie

**Burgess, Jeffrey;** 2002-03-04-05; Mgr.; Fenton

**Burk, William;** '41-42; G; #7; Whiting, Ind./\$

**Busch, Fred W.;** '10-11C; F; # no #; Detroit/\$

**Buyse, Maurice J.;** '34-36; G; #8;/\$

**Byrd, Russell;** 2012-13TrIC; G; 6-7; #0;

Fort Wayne, Ind./Blackhawk Christian

## C

**Callahan, Leo A.;** '37-38-39C; G; #5;

Schenectady, N.Y./Same

**Campbell, Arthur L.;** '09-10; Mgr;

Cheat Haven, Pa./Same

**Carey, Robert W.;** '50-51-52; C; 6-5; #8;

Charlevoix/Same

**Carey, William R.;** '51-52; F; 6-1; #13;

Charlevoix/Same

**Carlson, Leif F.;** '51-52; F; 6-2; #17;

East Lansing/Weehawken (NJ)

**Carlson, Sherman F.;** '27; Mgr.; Howell/\$

**Carpenter, William E.;** '37-38; G; #5; #5/\$

**Carr, Vernon;** '86-87; G/F; 6-6; #23; Detroit/Cody

**Carrington, Matthew;** '83; G; 6-1; #14;

Flint/Central

**Caruthers, Robert H.;** '31; Mgr.;/\$

**Carr, Rick;** 2004-05-06; Mgr.; Grand Blanc

**Casler, Jeff;** '89-90-91; G; 6-0; #22; St. Johns/Same

**Cawood, John F.;** '43-47; F; 6-3; #16/21;

Lansing/Eastern

**Cawood, William E.;** '80-81-82-83CoC; G/F;

6-7; #22; East Lansing/Same

**Chamberlain, Ralph G.;** '10-11-12C-13; C; #;

# no #; Grand Rapids/\$

**Chandler, Stanley L.;** '62; C; 6-5; #31;

Louisville, Ky./Central

**Chandnois, Lynn;** '47; F; 6-2; #5; Flint/Central

**Chapman, Dan;** 2012-13; G; 6-3; #14/40;

Okemos, Mich./Okemos

**Chapman, Robert;** '75-76-77C-78CoC; G; 6-2;

#44; Saginaw/Same

**Chappell, Mike;** 2000-01; G/F; 6-9;

Southfield/Lathrup

**Charles, Ron A.;** '77-78-79-80CoC; F; 6-8;

#15; U.S. Virgin Islands/Central

**Cherry, Steve;** '98-99-00; F; 6-6; #20;

Coldwater/Same

**Christiansen, Paul;** '70; Mgr.; Greenville/Same

**Clark, Adam;** 2011-12-13; Mgr., Jerome

**Cleaves, Mateen;** '97-98CoC-99QuaC-00TriC;

G; 6-2; #12; Flint/Northern

**Cleveland, Andy;** '95-96-97-98; Mgr.; Grand Rapids

**Cohrs, William R.;** '70-71-72; C; 6-6; #45;

Vicksburg/Same

**Cole, Clarence L.;** '26; G; # no #; Lowell/Same

**Colvin, Carleton J.;** '27-28; S; # no #;

East Lansing/\$

**Cooper, James A.;** '02C; S; # no #; Owosso/\$

**Copeland, Bernard L.;** '68-69; F; 6-6; #45;

Inkster/Hillcrest (Bridgeline, Ala.)

**Corbitt, Donald R.;** '54; G; 5-10; #9;

Ft. Wayne, Ind./Elmhurst

**Costello, Matt;** 2013; F; 6-9; #10;

Bay City, Mich./Bay City Western

**Coutre, James W.;** '77-78; C; 6-9; #45;

LaGrange, Ill./Benet Academy

**Crandell, Jonathan;** 2009-10; G; 6-8; #25;

Rochester/Rochester Adams

**Crary, Edward (Ted);** '65-66-67; F; 6-5; #13;

Springfield, Pa./\$

**Curry, X. Deon;** 2007; G; 6-1; #13;

Oakland Township/Detroit Country Day

**Curtis, Jamie;** 2010-11; Mgr., Swartz Creek, Mich.

**Curtis, William A.;** '64-65-66C; F; 6-4; #25;

Grand Rapids/South

## D

**Dahlman, Isaiah J.;** 2007-08-09-10QuaC; G;

6-6; #22; Braham, Minn./Braham Area

**Dalrymple, Max E.;** '38-39-40C; G; #15;

Port Huron/\$

**Dargush, Bennie J.;** '37-38; C; #19;

Amsterdam, N.Y./\$

**Darnton, Brandon;** 2007; G; 5-10; #1;

Harbor Springs/Same

**Davis, Charles E.;** '39; Mgr; Rockford/\$

**Davis, Doug;** '98-99; G; 6-3; #30;

Columbus, Ohio/Westland

**Davis, Paul R.;** 2003-04-05-06QuaC;

C; 6-11; #40; Rochester/Rochester

**Davis, Peter A.;** '73-74-75; G; 6-1; #32;

Brooklyn, N.Y./Boys

**Dawson, Brandon;** 2012-13; G; 6-6; #22;

Gary, Ind./Lew Wallace



## ALL-TIME LETTERWINNERS

**Dawson, Hugh A.;** '47-48-49; G; 6-0; #5; Hammond, Ind./Same  
**Dean, Paul;** '69-70-71; G; 6-1; #23; Alma/Same  
**Deater, Scott;** 2013; Mgr.; West Olive  
**Dekker, James H.;** '33-34; C; #21; S/S  
**DenHerder, Fred;** '28-29-30; F/C; #; no #; S/S  
**Densley, Theodore B.;** '69; Mgr; Detroit/S  
**Devenny, Robert H.;** '53-54-55; G; 5-11; #3/10; Philadelphia, Pa./North Catholic  
**Dickson, Verne C.;** '27-28C-29; F; #; no #; S/S  
**Dickson, Robert M.;** '06-07-08; S; #; no #; Lansing/S  
**Diehl, Roy H.;** '42-43; F; 5-9; #8; Sturgis/Same  
**Divjak, Ronald;** '62-63; F/C; 6-5; #22; East Chicago, Ind./Washington  
**Dodge, Glenn W.;** '05; G; #; no #; Almont/S  
**Doerr, Maxwell;** '30; Mgr; S/S  
**Donnelly, Terry R.;** '77-78-79-80CoC; G; 6-2; #11; St. Louis, Mo./Parkway North  
**Douglas, Thomas H.;** '63-64; G; 5-11; #20; Barrington, Ill./Same  
**Drew, Kenneth L.;** '26-27C; G; #; no #; Tipton/S  
**Dryden, Marion;** '98-99; Mgr; Detroit  
**Ducce, DeMarcus D.;** 2007; G; 5-10; #15; Saginaw/Same  
**Dudley, James D.;** '75; F; 6-5; #42; South Milwaukee, Wis./Racine Prairie  
**Duffield, Arnold;** '32; F/G; #; no #; Lansing/S  
**Durco, Brenden;** 2012-13; Mgr.; Pinckney  
**Duthie, Herbert I.;** '10-11; G; #; no #; Grand Rapids/S  
**Dwyer, Sean P.;** 2006-07-08-09; Mgr.; Saginaw  
**Dykema, Jon;** 2000-01-02-03; Mgr.; Freeland

## E

**Edwards, Heywood M.;** '67-68; F/C; 6-6; #33; Brooklyn, N.Y./Boys  
**Eckstrom, William, R.;** '51-52; F; 6-3; #12; Grant/Same  
**Edwards, Derrick L.;** 2004; Mgr.; Chicago, Ill.  
**Eldred, Robert R.;** '27; F; #; no #; Eaton Rapids/Same  
**Emery, Brian;** '87-88; Mgr.; Perry/Same  
**Eva, Wesley L.;** '23-24; C; #; no #; Vulkan/S  
**Evans, Monte;** '97; G, #22; Detroit/Cass Tech

## F

**Fagan, Terrance, S.;** '72; G; 5-11; #21; Flint/St. Michaels  
**Fahs, David L.;** '59-60-61C; G; 5-9; #12; Monroe, Wis./Same  
**Falkowski, George;** '38-39; F; #22; Flint/S  
**Fanning, Lawrence;** '60; G; 6-0; #10; Gas City, Ind./Mississinewa  
**Feick, Jamie;** '93-94-95-96 CoC; F; 6-8; #30; Lexington, Ohio/Same  
**Feldreich, Sten;** '78; C; 7-0; #43; Bromma, Sweden/Same  
**Felt, Carl;** '28-29C; G; #; no #; Muskegon/S  
**Ferguson, Brett A.;** 2008-09-10-11; Mgr.; Wheaton, Ill.  
**Ferguson, Christian S.;** '61; G; 5-10; #10; Lansing/Sexton  
**Ferguson, George H.;** '56-57C; F; 6-3; #30; Providence, R.I./North Providence  
**Ferrari, Albert R.;** '53-54-55C; F; 6-3; #22; New York/Brooklyn Tech  
**Ferrell, Fred I.;** '75-76; Mgr.; Detroit/S  
**Fessenden, Clarence W.;** '21-22-23C; G; #; no #; Newway/S  
**Finn, John;** '50; G; 6-4; #15; Escanaba/Same  
**Finamore, Steve;** 2000; Mgr.; Brooklyn, N.Y.  
**Flowers, Donald;** '78; G; 6-2; #21; Detroit/Hamtramck

**Flores, David;** 2001-02-03-04; Mgr.; Los Angeles, Calif.  
**Ford, Patrick;** '83-84; G/F; 6-5; #44; Detroit/Cass Tech  
**Fordham, Barry;** '84-85-86-87CoC; C; 6-8; #40; Buffalo, N.Y./Sweet Home  
**Fortino, M. Samuel;** '45-46; F; 6-2; #6; Alma/Same  
**Fossum, Robert;** '81; G; 5-9; #15; Okemos/Same  
**Foster, Walter J.;** '19-20-21C-22; C; #; no #; East Lansing/S  
**Frankel, Charles M.;** '45; C; 6-3; #4; Detroit/Northern  
**Franklin, Michael;** '92-93-94-95; Mgr.; Grand Rapids  
**Fredericks, Charles C.;** '25-26; G/C; #; no #; Saginaw/S  
**Frimodig, Lyman L.;** '14-15-16C-17; C/G; #; no #; Calumet/S  
**Frizzo, Leo V.;** '35; C; #9; S/S  
**Furlow, Terry L.;** '73-74-75-76C; F; 6-5; #25; Flint/Northern  
**Furseth, Erik O.;** '51-52-53C; F; 6-3; #5; Cleveland Heights, Ohio/Same

## G

**Gale, Robert S.;** '68-69-70; F; 6-5; #25; Trout Creek/Same  
**Ganakas, Gary E.;** '71-72-73; G; 5-5; #11; East Lansing/Same  
**Garavaglia, Jon;** '94-95-96-97; F; 6-9; #21; Allen Park/Aquinas  
**Garlock, Ronald;** '35-36-37; G/F; #16; S/S  
**Garrett, George A.;** '18-19-20C; G; #; no #; Elmhurst, N.Y./S  
**Gauna, Alex;** '12-13; F; 6-9; #2; Eaton Rapids, Mich./Eaton Rapids  
**Gauthier, George E.;** '11-12-13-14C; F; #; no #; Detroit/S  
**Geahan, Robert R.;** '47-48-49C; F; 6-1; #3; Lansing/Sexton  
**Geistert, Gerald L.;** '66-67-68; C; 6-9; #42; Detroit/Redford  
**Gent, George E. (Pete);** '62-63-64; C/F; 6-5; #30; Bangor/Same  
**Gerard, Joseph E.;** '40-41-42; F; #; #16; North Webster, Ind./S  
**Gibbons, James M.;** '68-69-70CoC; C; 6-7; #41; Blissfield/Same  
**Gibson, Michael;** 2006; Mgr.; Cumberland, R.I.  
**Gilkey, Edward A.;** '20-21-22; F; #; no #; Lansing/S  
**Gilkie, Gerald;** '79; F; 6-5; #43; Detroit/Kettering  
**Gill, William W.;** '04; C; #; no #; S/S  
**Girton, Derek;** 2005-06-07; Mgr.; Sturgis  
**Glover, William J.;** '73-74-75; G; 6-2; #12; Pontiac/Central  
**Gleason, Bobby;** 2001; Mgr.; Davison  
**Godfrey, Walter G.;** '55-56C; G; 6-1; #23; Detroit/Cass Tech  
**Golis, William;** '60; G; 6-0; #25; Bolivar, Pa./Laurel Valley  
**Gonzalez, Robert;** '79-80; F; 6-7; #35; Detroit/Catholic Central  
**Gonzenbach, Max;** '56-58; C; 6-8; #32/35; Milbank, S.D./Same  
**Gore, Timothy;** '81-82-83-84; G; 6-4; #10; Erie, Pa./Cathedral Prep  
**Gorman, John E.;** '66; G; 5-11; #11; Chicago, Ill./Fenwick  
**Goss, Robert W.;** '11-12-13-14; G; #; no #; Fall River, Mass./S  
**Gowens, Arthur L.;** '59; F; 6-2; #35; Lansing/Sexton  
**Graham, Ralph C.;** '05-06; Mgr.; Owosso/S  
**Grams, Milton H.;** '28; Mgr.; S/S

**Granack, John M.;** '46-49; F; 5-11; #7; Hammond, Ind./Same  
**Granger, A.J.;** '97-98-99-00Tri-C; F; 6-9; #43; Findlay, Ohio/Liberty-Benton  
**Gray, Jacob;** 2000; Mgr.; Plymouth  
**Gray, Marquise;** 2006-07-08-09; F; 6-8; #41; Flint/Beecher  
**Green, Harry A.;** '43; Mgr.; Detroit/S  
**Green, Raymond;** 2009-10QuaC-11CoC-12CoC; F; 6-6; #23; Saginaw/Saginaw  
**Green, Johnny M.;** '57-58-59C; C; 6-5; #24 (ret.); Dayton, Ohio/Dunbar  
**Griffin, Joseph P.;** 2007-08; Mgr.; Romeo  
**Grove, Donald B.;** '28-29-30; F; #; no #; S/S  
**Grove, Roger R.;** '29-30-31CoC; G/F; #; no #; Sturgis/S  
**Guess, Lorenzo;** '98; G; 6-3; #5; Wayne/Memorial  
**Gutkowski, Ronald J.;** '70-71-72CoC; F; 6-6; #24; Detroit/Catholic Central

## H

**Hackett, Paul;** '25-26C; F; #; no #; Saginaw/S  
**Haftencamp, Joseph P.;** '02-03-04; F; #; no #; Grand Rapids/S  
**Haga, Arthur J.;** '29-30-31CoC; G; #; no #; Muskegon/S  
**Hairston, Lindsay;** '73-74-75C; C; 6-7; #45; Detroit/Kettering  
**Haley, Ron;** '91-92; F; 6-6; #45; Saginaw/Nouvel  
**Hall, C.C.;** '26; Mgr.; S/S  
**Hall, Jesse;** '88-89-90; G; 6-23; Venice, Ill./Same  
**Hall, Richard D.;** '61; F/C; 6-4; #32; Manitowac, Wis./Lincoln  
**Hamilton, Geoffrey;** '61-62-63; Mgr.; Three Rivers  
**Hammes, John H.;** '18-20; G; #; no #; Newberry/S  
**Hamo, Anthony G.;** 2005-06; G; 6-2; #22; Flint/Powers Catholic  
**Hannish, Claude C.;** '06-07-08-09-10C-11; G; #; no #; Grand Rapids/S  
**Hannon, Jacob;** 2007; F; 6-5; #43; Cody, Wyo./Cody  
**Harris, Gary;** 2013; G; 6-4; #14; Fishers, Ind./Hamilton Southeastern  
**Harris, James;** '55; F; 6-3; #25; Fort Wayne, Ind./Harlan  
**Hart, David;** '93-94-95-96; G; 6-4; #4; Battle Creek/Central  
**Hartman, L. Deneal;** '52-53-54; F; 6-4; #13/19; Fort Wayne, Ind./South  
**Harvey, Andrew J.;** 2005; F; 6-5; #43; Escanaba/Same  
**Hashu, Nicholas;** '42-43-45C; G; 6-0; #9; Hammond, Ind./Same  
**Hau, Harold E.;** '30; C; #; no #; S/S  
**Headen, John W.;** '68; Mgr; Detroit/S  
**Heasley, Lloyd E.;** '20-21-22C; F; #; no #; Zealand/S  
**Hedden, Larry D.;** '56-57-58; F; 6-5; #33; Gas City, Ind./Mississinewa  
**Hendon, Nicholas W.;** 2006-07-08-09; Mgr.; Newway  
**Henk, Andrew;** 2013; Mgr.; Utica  
**Henry, Charles A.;** '38-39; G; #; #16; Huntington, Ind./S  
**Herrick, Robert C.;** '33-34-35C; F/G; #; #4; S/S  
**Herrzog, Tom;** 2008-09-10; C; 7-0; #40; Flint/Powers  
**Hess, Leon;** '48; G; 6-3; #16; Auburn, Ind./Same  
**Hetzel, Stephen P.;** 2004-05; Mgr.; Allen Park  
**Hickman, Parish;** '89-90-91; F; 6-7; #42; Detroit/Bishop Borgess  
**Higbie, Charles C.;** '18-20-21; C/F; #; no #; Napoleon/S  
**Hill, Christopher;** 2002-03-04-05QuaC; G; 6-3; #5; Indianapolis, Ind./Lawrence North



## ALL-TIME LETTERWINNERS

**Hindman, O. Max**; '39-40-41; C/F; S; #8; Gary, Ind./S  
**Hinkin, Paul E.**; '54; F; 6-4; #13;  
 Saginaw/Arthur Hill  
**Hoff, Guy F.**; '11; F; S; #0; Buffalo, N.Y./S  
**Hoffman, Lee S.**; '50; Mgr; East Lansing/S  
**Hofkamp, Matt**; '91; C; 6-10; #44; Ionia/Same  
**Hogberg, Jake E.**; 2006; Mgr; Iron Mountain  
**Holcomb, Monte S.**; '31; F; S; #0; #1; S/S  
**Hollis, Mark**; '82-83-84-85; Mgr; Port Huron/S  
**Holmberg, Nicholas**; 2005-06-07-08; Mgr;  
 Grand Ledger  
**Holms, D. John**; '67-68-69; F; 6-4; #24;  
 Lansing/Sexton  
**Holmes, Richard**; '64-65-66; F; 6-4; #33;  
 Willard, Ohio/Same  
**Hood, Charles**; '15-16; F; S; #0; Buffalo, N.Y./S  
**Hood, Oliver Z.**; '26-27; F; S; #0; #1; Ionia/S  
**Huck, Christopher D.**; '72-73; Mgr; Monroe/S  
**Huffman, Jaimie**; '79; G; 6-3; #24; Lansing/Everett  
**Hultman, Vivian**; '23; G; S; #0; Grand Rapids/S  
**Hurley, T.J.**; 2010-11-12-13; Mgr; Redford  
**Hutson, Andre**; '98-99-00-01; F; 6-8; #34;  
 Trotwood, Ohio/Trotwood-Madison  
**Hutt, Martin C.**; '38-39-40C; F/C; S; #10;  
 Schenectady, N.Y./S

**Ianni, Anthony**; 2012; C; 6-9; #44;  
 East Lansing, Mich./Okemos  
**Ibok, Idongesit W.**; 2006-07-08-09; C; 6-11;  
 #00; Lagos, Nigeria/Montverde Acad. (Fla.)  
**Immink, Greg**; 2013; Mgr; Hudsonville  
**Ishbia, Mat**; 2000-01-02; G; 5-10; #15;  
 Birmingham/Seaholm  
**Izzo, Mario F.**; '86-87-88; G; 6-11; #55;  
 Park Ridge, N.J./St. Joseph Regional  
**Izzo, Paul**; 2005-06-07-08; Mgr; Iron Mountain

**James, Kurt M.**; 80-82CoC; F; 6-7; #30;  
 Pontiac/Northern  
**Jameson, Curtis**; 2009; Mgr; Swartz Creek  
**Jennings, Brandon P.**; 2003-04-05-06; Mgr; Detroit  
**Johnson, Darryl D.**; '84-85-86-87CoC; G; 6-2;  
 #13; Flint/Central  
**Johnson, Derek**; '92; Mgr; S  
**Johnson, Earvin**; '78-79CoC; G/F; 6-8;  
 #33 (ret.); Lansing/Everett  
**Johnson, George**; '83-84-85-86-87; Mgr; Saginaw/S  
**Johnson, Ken F.**; '84-85; F; 6-8; #00;  
 La Jolla, Calif./LaJolla  
**Johnson, Louis, Jr.**; '92-93-94-95; Mgr;  
 Muskegon Heights  
**Johnson, Rashi J.**; '2003-04; G; 6-2; #11;  
 Chicago, Ill./King  
**Johnson, Robert B.**; '53; F; 6-1; #6;  
 Muskegon Heights/Same  
**Johnson, Vernon L.**; '67-68; G; 5-11;  
 #23; Saginaw/Same  
**Johnston, Rae J.**; '50; Mgr; River Rouge/S  
**Jones, Dudley P.**; '41-42-46; G/F; 6-1; #5;  
 Hammond, Ind./Whiting  
**Jordan, Richard D.**; '67; G; 5-7; #14; Fennville/Same  
**Joseph, Maurice M.**; 2006-07; G; 6-4; #23;  
 Montreal, Quebec/Champlain-St. Lambert  
**Joyce, Donn**; '49; G; 6-0; #19; Greenfield, Ind./Same

**Kathrein, John A.**; '52; Mgr; Chicago, Ill./S

**Kaye, Richard P.**; '79-80-81; F; 6-6; #42;  
 Livonia/Detroit Catholic Central  
**Kearney, Brandon**; 2012; G; 6-3; #3;  
 Detroit, Mich./Southeastern  
**Keast, Roger**; '32; F/G; S; #0; S/S  
**Keblor, Michael H.**; 2008-09-10-11; G; 6-3;  
 #20; Okemos/Same  
**Keeler, David J.**; '67; F; 6-6; #44; Moline, Ill./S  
**Keir, Gerald J.**; '64; Mgr; Snyder, N.Y./S  
**Keller, Brennan**; 2007-08; Mgr; Glenview, Ill.  
**Kelley, Thomas**; '95-96-97-99QuaC; G; 6-2;  
 #3; Grand Rapids/Union  
**Kelser, Gregory**; '76-77-78CoC-79CoC; F; 6-7;  
 #32 (ret.); Detroit/Henry Ford  
**Kemler, John**; '66; Mgr; Rochester/S  
**Kemp, Edward K.**; '35; Mgr; S/S  
**Kern, Sidney A.**; '45; Mgr; Detroit/S  
**Kidman, James**; '24; G; S; #0; Clyde, Ohio/S  
**Kilbride, Duane R.**; '61; G/F; 6-2; #21;  
 Kankakee, Ill./St. Patrick Central  
**Kilgore, William**; '71-72-73C; C; 6-7; #22;  
 River Rouge/Same  
**Kircher, Alton**; '32-33C; S; #0; Gladstone/S  
**Kirkpatrick, Steven**; '70; G; 6-2; #32;  
 Lafayette, Ind./Jefferson  
**Kitto, Clyde A.**; '24; C; S; #0; Gladstone/S  
**Klein, Jason**; '96-97-98-99QuaC; G; 6-7;  
 #11/44; Grosse Ile/Same  
**Kohut, Andrew H.**; 2004-05; Mgr; Griffith, Ind.  
**Kowalk, Clayton J.**; '43; G/F; 5-11; #25;  
 Eaton Rapids/Same  
**Kraft, Howard**; '36-37-38C; F/G; S; #18; Niles/S  
**Krakora, Joseph G.**; '45; G; 6-1; #12;  
 Berwyn, Ill./Morton  
**Krall, William R.**; '45-46; G; 6-8; #22;  
 Detroit/Redford  
**Krehl, Edward C.**; '05-06C-07C-08; S; S; #0;  
 Buffalo, N.Y./S  
**Kruse, Alexander**; 2010-11-12-13; Mgr;  
 Grand Blanc, Mich.  
**Kruse, Christopher**; 2010-11-12-13; Mgr;  
 Grand Blanc, Mich.  
**Kucab, Jeff**; '96-97-98-99; Mgr; Grosse Ile  
**Kupch, James N.**; '64-65-66; G; 6-0; #23;  
 Louisville, Ky./St. Xavier  
**Kurtz, Lawrence**; '18-19C-20; G; S; #0; Flint/S

**Lafayette, Lee**; '67-68-69C; F/C; 6-6; #35;  
 Grand Rapids/South  
**Lalley, Patrick**; '98-99-00-01; Mgr; Holland  
**Lamers, John (Jack)**; '61-62-63C; G/F; 6-2;  
 #15; Kimberly, Wis./Same  
**Laporte, Geoff**; 2010-11-12-13; Mgr;  
 Beverly Hills, Mich.  
**Larson, Edward L.**; '34; Mgr; Montague/S  
**Levin, Harvey A.**; '65; Mgr; Kankakee, Ill./S  
**Lewis, Tyrone**; '72; F/G; #34; Ferndale/Same  
**Lick, Thomas W.**; '67-68-69; C; 6-10; #34;  
 Gaylord/Same  
**Lieberman, Albert G.**; '49; Mgr; Owosso/S  
**Lieberman, James K.**; '72; Mgr; Owosso/Same  
**Linhart, Ryan C.**; 2007-08-09; Mgr; Brighton  
**Lloyd, Gregory L.**; '79; 6-1; G; #10; Lansing/Eastern  
**Longaker, Michael**; '78-79-80; G; 6-1; #23;  
 Warren/Same  
**Lorbeck, Erazem**; 2003; F; 6-10; #41;  
 Ljubljana, Slovenia  
**Lucas, Kalin**; 2008-09CoC-10QuaC-11CoC; G; 6-0; #1; Sterling Heights/Orchard Lake St. Mary's  
**Lucious, Korie**; 2009-10-11; G; 5-11; #34;  
 Milwaukee, Wis./Pius XI

**Lumsden, David H.**; '47; C; 6-5; #5;  
 Lexington, N.C./Same  
**Lux, Harry**; '56-57; G; 5-10; #11; Chicago, Ill./Leo

## M

**MacDaugal, Everett R.**; '40; Mgr; Detroit/S  
**MacDonald, Timothy**; '85-86-87-88-89; Mgr;  
 Scio, N.Y.  
**MacMasters, Hugh D.**; '52; C; 6-6; #15;  
 Hazel Park/Same  
**Mahaney, Robert C.**; '51; Mgr; Owosso/S  
**Maisner, Michael**; '80-81-82; Mgr; Marshall/S  
**Manns, Kirk**; '87-88-89-90; G; 6-1; #10;  
 North Judson, Ind./Same  
**Martin, John E.**; '33; Mgr; S/S  
**Marx, Harry B.**; '25; G; S; #0; Monroe/S  
**Mason, Elwood W.**; '25; C; S; #0; Burton/S  
**Mathieson, Roderick**; '12; F; S; #0; Detroit/S  
**Matson, Edward I.**; '21-22; G; S; #0; Dollar Bay/S  
**Mattera, James**; 2002; Mgr; Frankfort, Ill.  
**Matthews, Wallace B.**; '25; Mgr; S/S  
**May, Floyd E.**; '43; F; 6-0; #11;  
 Schenectady, N.Y./Mt. Pleasant  
**Mazza, Matthew A.**; '46-47; G; 6-2; #29;  
 Niagara Falls, N.Y./Trott  
**McAuliffe, Thomas W.**; '51; G; 6-0; #7;  
 Chicago, Ill./Leo  
**McCall, Tom**; '84-85-86-87; Mgr; Detroit/S  
**McCallin, Garold**; '31-32-33C; C/F; S; #16; S/S  
**McClelland, Albert L.**; '15-16-17C; G; S; #0;  
 Holland/S  
**McCoy, Julius**; '54-55-56; F; 6-2; #18/15;  
 Farrell, Pa./Same  
**McGill, Thomas**; '73-74-75; F; 6-4; #41;  
 Flint/Northern  
**McGillicuddy, Robert**; '28; G; S; #0; Lansing/S  
**McGlothlan, Marqus L.**; 2009-10; Mgr;  
 Milwaukee  
**McKenna, Parnell G.**; '06-07-08-09C-10; S;  
 S; #0; S/S  
**McMillan, Roy A.**; '23-25; F; S; #0; S/S  
**McNally, Ben**; 2011-12-13; Mgr; Almont  
**Means, Clarence T. (Sonny)**; '50-51-52C; G;  
 5-11; #3; Saginaw/Same  
**Medley, Kyle**; 2004-05-07; Mgr; Maineville, Ohio  
**Mekules, Frank A.**; '41; C; #22; Detroit/S  
**Merz, Elmer H.**; '08-09; S; S; #0; Detroit/S  
**Miller, Wilson F.**; '03-04; Mgr; Ray Center/S  
**Miller, Anthony**; '92-93-94; F; 6-9; #34;  
 Benton Harbor/Same  
**Miller, Carl F.**; '16; G; S; #0; Saginaw/S  
**Miller, Costa N.**; '61; Mgr; S/S  
**Miller, Hiram H.**; '13-14; F; S; #0;  
 Tonawanda, N.Y./S  
**Miller, Ken**; '98; C; 6-10; #54;  
 St. Clair Shores/Lakeshore  
**Miller, Oscar**; '14-15C; G; S; #0; Saginaw/S  
**Miller, Patrick F.**; '70-71-72CoC; F/G; 6-2;  
 #35; Menominee/Same  
**Miller, Robert E.**; '65-66; F; 6-5; #35;  
 Fort Wayne, Ind./Elmhurst  
**Miller, W. Blake**; '13-15; F; S; #0;  
 Tonawanda, N.Y./S  
**Mills, Herbert**; '07-08-09; S; S; #0; Adrian/S  
**Milton, Cedric L.**; '73-74-75-76; G; 6-9;  
 #24; Denver, Colo./Manual  
**Montgomery, Mark**; '89-90-91-92 CoC; G; 6-2;  
 #11; Inkster/Southgate Aquinas  
**Moore, John L.**; '50; C; 6-7; #15; Ionia/S  
**Morgan, J. Raymond**; 2007-08-09-10QuaC;  
 F; 6-7; #2; Canton, Ohio/McKinley  
**Morris, Robert**; '39-40-41; F; S; #12; Grand Rapids/S

## ALL-TIME LETTERWINNERS

**Morrison, Randy**; '81; G; 6-2; #23; Olivet/Same  
**Mudd, Richard D.**; '82-83-84-85CoC; C; 6-9;  
 #24; Washington, DC/McKinley Tech  
**Mull, Anthony**; '96-97; G; #10; 6-4;  
 Flint/Southwestern  
**Mueller, David P.**; '86-88-89-90; C; 6-9; #34;  
 Racine, Wis./St. Catherine's  
**Munson, Justin T.**; 2007-08-09-10; Mgr.; Elsie  
**Murray, Byron**; '17-18C; F; S; no #; Marquette/S  
**Muth, Charles K.**; '33; G; #3; S/S

## N

**Nagel, Robert**; '50; G; 6-2; #16; Lansing/Eastern  
**Nash, Ricky**; '76; F; 6-4; #34; Saginaw/Same  
**Naymick, Drew M.**; 2004-05-07-08; C; 6-10;  
 #34; Muskegon/North Muskegon  
**Neaves, Mitchell**; '96-97, Mgr.; Virgin Islands  
**Neitzel, Drew A.**; 2005-06-07CoC-08CoC; G;  
 6-0; #11/12; Grand Rapids/Wyoming Park  
**Newman, Harold C.**; '24; Mgr.; East Lansing/S  
**Nicodemus, Steve**; '93-94-95-96; G; 6-4; #22;  
 S. Whitley, Ind./Whitko  
**Nix, Derrick**; 2010-11-12-13Tric; C; 6-9;  
 #50/25; Detroit/Pershing  
**Ngo, Donald H.**; 2002-03-04; Mgr.; Holt  
**Noack, William**; '64; C; 6-8; #35; Lansing/Eastern  
**Nuttall, Matt**; '23-24-25C; F; S; no #; Negaunee/S

## O

**Ockerman, Justin P.**; 2004; F; 6-9; #54;  
 Garden City/Same  
**O'Leary, Robert J.**; '45; F; 6-0; #10;  
 Portsmouth, N.H./Same  
**Olson, Duane**; '57; F; C; 6-5; #21; Detroit/Cass Tech  
**Olson, Lance E.**; '58-59-60C; F; 6-4; #30;  
 Green Bay, Wis./West  
**Osterink, Leonard**; '37; F; #21; Grand Rapids/S  
**Ott, Jordan**; 2007-08; Mgr.; McConnellsbury, Pa.

## P

**Pacynski, Stan L.**; '22; F; S; no #; Bay City/S  
**Palm, Wayne V.**; '19-20-21; F; S; no #; East Lansing/S  
**Papadakos, George**; '87-88Tric; C; 7-0; #41;  
 Don Mills, Ont./St. Michael's  
**Patchett, Wendall T.**; '32-33-34C; F; #9;  
 East Lansing/S  
**Pattison, Benjamin P.**; '11; G; S; no #; Caro/S  
**Paulson, Donald H.**; '49; Mgr.; S/S  
**Pauga, Brian**; 2004-05-06-07; Mgr.; Hinsdale, Ill.  
**Pauga, Kevin**; 2001-02-03-04; Mgr.; Hinsdale, Ill.  
**Payne, Adreian**; 2011-12-13; F; 6-10; #5;  
 Dayton, Ohio/Jefferson Township  
**Payton, Darwin R.**; '77-78-79; Mgr.;  
 River Rouge/Same  
**Pedro, Gregory**; '84-85; G; 6-4; #21;  
 Staten Island, N.Y./St. Peter's  
**Penick, Andy**; '91-95; G; 6-2; #12;  
 Louisville, Ky./Pleasure Ridge Park  
**Peplowski, Mike**; '90-91-92-93CoC; C; 6-10;  
 #54; Detroit/Warren De LaSalle  
**Peppard, David**; '17; C; S; no #; East Lansing/S  
**Peppler, Albert P.**; '43-46-47; G; 5-11; #10;  
 Emmitsburg, Md./Shorewood (Milwaukee)  
**Perez, Evaristo**; '82; F/C; 6-8; #43;  
 Birmingham/Orchard Lake St. Mary's  
**Perry, Derek J.**; '80-81-82CoC; F; 6-6; #41;  
 River Rouge/Same  
**Petela, Stanley F.**; '48; G; 6-1; #10;  
 Branford, Conn./Same

**Peterson, Duane K.**; '54-55-56; C; 6-7; #34;  
 Elkhart, Ind./Same  
**Peterson, John H.**; '42; Mgr.; Grayling/S  
**Peterson, Melvin E.**; '40-41-42; G; S; #9;  
 Muskegon/S  
**Peterson, Morris**; '97-98-99-00Tri-C; F; 6-6;  
 #42; Flint/Northwestern  
**Peterson, Zach**; 2012-13; Mgr.; Oak Park, Ill.  
**Petroski, Carl F.**; '41-42-43; C; 6-0; #5;  
 Schenectady, N.Y./Mt. Pleasant  
**Pfeffer, Gregg**; '83-84-85; Mgr.; Pontiac/S  
**Pfeffer, Steven R.**; '80-81-82; Mgr.; Pontiac/S  
**Phillips, Nate**; '77-78; G; 6-4; #22;  
 Omaha, Neb./North  
**Phillips, Robert H.**; '39-40-41C; F/G; S; #6;  
 Gary, Ind./S  
**Pinneo, Dee W.**; '31-32C; F; S; no #;  
 Grand Rapids/S  
**Pjesky, Daniel D.**; '43-46; G; 5-11; #3/11;  
 Benton Harbor/Same  
**Polec, Larry**; '83-84-85-86CoC; F; 6-8; #35;  
 Sterling Heights/Same  
**Polonowski, Steve**; '94-95-96-97CoC; F; 6-9;  
 #35; Rockford/Same  
**Prylow, Mark**; '94-95; G; 6-3; #20;  
 Rochester/DelaSalle

## Q

**Qualman, Erik**; '91-92-93; Mgr.; '94; 6-6; F;  
 #42; Rochester Hills/Same  
**Quiggle, Jack E.**; '56-57-58; F/G; 6-3; #21;  
 South Bend, Ind./Central

## R

**Radelet, Kevin C.**; '81; G; 5-11; #45;  
 East Lansing/Same  
**Ralston, Merle C.**; '24; F; S; no #; Coldwater/S  
**Rand, Thomas A.**; '58-59; G; 6-2; #20;  
 Green Bay, Wis./East  
**Randolph, Zach**; 2001; C; 6-9; #50;  
 Marion, Ind./Marion  
**Rapchak, William M.**; '45-48-49-50; F; 6-1;  
 #6/14; Whiting, Ind./Same  
**Raymond, James A.**; '55; G; 5-11; #14;  
 Lansing/Same  
**Reading, Shannon**; '66-67; G; 6-0; #31/22;  
 Bowling Green, Mo./Same  
**Reading, Willard L.**; '48; Mgr.; Rochester/S  
**Reck, Dan J.**; '34-35-36C; F/G; #4; Lansing/S  
**Redfield, Ken**; '87-88-89-90; F; 6-7; #20;  
 Chicago, Ill./Weber  
**Reese, Kevin**; '88-89-90-91; Mgr.; Sterling Heights/S  
**Respert, Mike**; '95-96; G; 5-11; #15;  
 Detroit/Bishop Borgess  
**Respert, Shawn**; '92-93-94CoC-95CoC; G;  
 6-3; #24 (ret.); Detroit/Bishop Borgess  
**Reynolds, Bruce W.**; '54; Mgr.; Lake City/S  
**Rhodes, Eugene N.**; '53; G; 5-11; #10;  
 Monroeville, Ind./Same  
**Richards, Roland**; '24-25; G; S; no #; Lansing/S  
**Richardson, Jason**; 2000-01; G/F; #23;  
 Saginaw/Arthur Hill  
**Ricker, Fred G.**; '15-16; F; S; no #; Saginaw/S  
**Ridley, Michael E.**; '72; F; 6-4; #44;  
 Walled Lake/Central  
**Riewald, Daniel B.**; '76-77-78; G; 6-5; #41;  
 Bloomfield Hills/Lahser  
**Rigby, Cyril P.**; '16; G; S; no #; Lisbon, Ohio/S  
**Riordan, Edward D.**; '33; G; #6; S/S  
**Rison, Andre**; '88; G; 6-1; #22; Flint/Northwestern

**Ritz, Alfred H.**; '36; G; S; #17; S/S  
**Rivers, Lovelle**; '74-75-76; F/C; 6-5; #22;  
 Detroit/Mackenzie  
**Robbins, Robert D.**; '47-48-49-50C; G; 6-3;  
 #9; Belflower, Calif./Same  
**Roberts, Robin B.**; '45-46-47C; F; 6-0; #17;  
 Springfield, Ill./Lanphier  
**Robinson, R. G.**; '20; G; S; no #; Manistee/S  
**Robinson, Hugh**; '23-25; C; S; no #; Detroit/S  
**Robinson, Michael A.**; '72-73-74C; G; 5-11;  
 #31; Detroit/Northeastern  
**Roe, Delvon**; 2009-10-11; F; 6-8; #10;  
 Euclid, Ohio/St. Edward  
**Rogers, Spencer W.**; '35; F; S; #4; S/S  
**Rolen, Edward C.**; '35-36-37; F; S; #6;  
 Buchanan/Same  
**Rood, Joseph**; 2003-04-05-06; Mgr.; Winfield, Ill.  
**Rowley, Delco R.**; 2004-05-06Quac; F; 6-8;  
 #50; Indianapolis, Ind./Arlington  
**Rouse, Milo M.**; '34-35C; G; S; #7; Boyce City/S  
**Russo, Leroy G.**; '28-29; G; S; no #; S/S  
**Rymal, Steven A.**; '66-67-68; G; 6-1; #15;  
 Adrian/Same

## S

**Sabo, Ronald J.**; '61; F/C; 6-6; #23;  
 Youngstown, Ohio/Chaney  
**Saccoda, Anthony**; 2009-10; Mgr.; Steubenville, Ohio  
**Sackrider, Thomas**; '55-56; Mgr.; East Lansing/S  
**Saltzman, Rael J.**; '74; Mgr.; Franklin/S  
**Sanders, Lonnie**; '62; F; 6-2; #35; Detroit/Pershing  
**Sanders, Marcus L.**; '63-64-65C; F/G; #31;  
 Detroit/Pershing  
**Sarkine, James**; '86-87-88-89; C; 6-9; #30;  
 Indianapolis, Ind./Ben Davis  
**Saunders, Blake**; 2012-13; Mgr.; Hinsdale, Ill.  
**Schaffer, John E.**; '03-04-05; F; S; no #;  
 New York, N.Y./S  
**Schau, Henry**; '28; G; S; no #; Schererville, Ind./S  
**Schlatter, G. James**; '52-53-54; G; 5-11; #11;  
 Fort Wayne, Ind./North  
**Scholtz, Harold C.**; '35-36-37; F; S; #19; S/S  
**Schrage, William**; 2009-10-11; Mgr.,  
 Grosse Pointe West  
**Schuitema, Reed R.**; 2006-07-08-09; Mgr.;  
 Muskegon  
**Schwarm, Arthur V.**; '60-61-62C; G; 6-1; #24;  
 Evanston, Ill./Same  
**Schwarz, William R.**; '62-63-64; G; 6-3; #14;  
 Columbia City, Ind./Same  
**Scott, David A.**; '57-60; G; 6-2; #12/13;  
 Detroit/Cooley  
**Scott, Edward**; '29-30-31CoC; G; S; no #; S/S  
**Sekal, Scott**; '86-87-88-89; F; 6-8; #44;  
 Houston, Texas/Alief Hastings  
**Setas, Benjamin**; 2009-10-11; Mgr.; East Lansing  
**Shackelton, R. Joseph**; '73-74; F; 6-2; #34;  
 Okemos/Same  
**Sheathell, Russell W.**; '30; F; S; no #; S/S  
**Sheffield, Arthur**; '16-17; G/F; S; no #; Harrison/S  
**Shereda, James E.**; '71-73; C; 6-8; #43;  
 Friesland/Same  
**Sherman, Garrick**; 2010-11; C; 6-10; #41;  
 Kenton, Ohio/Kenton  
**Shick, John C.**; '65; G; 6-1; #10; Okemos/Same  
**Shidler, Frank J.**; '38-39; C/F; S; #21; S/S  
**Simmons, Matt**; '96-97-98; Mgr.; Grand Rapids  
**Simpson, Ralph**; '70; G; 6-5; #15; Detroit/Pershing  
**Skiles, Scott**; '83-84-85-86CoC; G; 6-1;  
 #25/4 (ret.); Plymouth, Ind./Same  
**Smith, Allen**; '72-73; F; 6-5; #44/41;  
 Chicago, Ill./Lindblom



## ALL-TIME LETTERWINNERS

**Smith, Antonio;** '96-97CoC-98Co-99QuaC; F; 6-8; #13; Flint/Northern  
**Smith, Brandon;** '99-00-01; G; 5-10; #10; Rochester, N.Y./Pittsford Sutherland  
**Smith, Daniel R.;** '50; F; 6-0; #12; Gary, Ind./Horace Mann  
**Smith, Joseph F.;** '35-36; G; #12; S/S  
**Smith, Kevin R.;** '80-81-82 CoC; G; 6-2; #5; Birmingham/Brother Rice  
**Smith, Louis J.;** '26-27; F; #; no #; Muskegon/S  
**Smith, Robby D.;** 2008-09-10; Mgr.; Saginaw  
**Smith, Steve;** '88-89-90CoC-91CoC; G; 6-7; #21 (ret.); Detroit/Pershing  
**Snider, Irving J.;** '18-19; F; #; no #; Elkon/S  
**Snodgrass, James A.;** '49-50-51C; G; 6-1; #11; Pierceton, Ind./Same  
**Snow, Eric;** '92-93-94-95CoC; G; 6-3; #13; Canton, Ohio/McKinley  
**Sparvero, Robert P.;** '62; F; 6-2; #20; Pittsburgh, Pa./Baldwin  
**Spaulding, Don D.;** '69; Mgr.; Benton Harbor/S  
**Spencer, Norman M.;** '10-12-13; G; #; no #; Saginaw/S  
**Spiller, Eric;** '86-88-89-90; Mgr.; Southfield/Same  
**Squires, Justin;** 2001-02-03-04; Mgr.; Scottville  
**Stackhouse, Keith L.;** '52-53-54C; G; 6-1; #14; Plymouth, Ind./Bourbon  
**Stauffer, Gordon C.;** '50-51-52; G; 6-0; #18; Fort Wayne, Ind./South  
**Steffee, Donald K.;** '45-46; S; #; #; S/S  
**Steffen, Raymond B.;** '49-50-51; G; 6-4; #14; Flint/Central  
**Steigenga, Matt;** '89-90-91-92 CoC; F; 6-7; #35; Grand Rapids/South Christian  
**Stelmazek, Mike;** '89-90-91-92; Mgr.; Canton/Same  
**Stepter, Harrison;** '68-69; G; 6-3; #31; St. Louis, Mo./McKinley  
**Stephens, Dwayne;** '90-91-92-93CoC; F; 6-7; #31; Ferndale/Same  
**Stephens, Keith;** 2001-02-03-04-05-06; Mgr.; Detroit  
**Stevens, Robert L.;** '48-49; F; 5-11; #8; Sidney, Ind./Same  
**Stoll, Paul;** '76; F/G; 6-2; #21; Bath/Same  
**Stone, Fred A., Jr.;** '42-43-47; G; 6-6; #4; Chicago, Ill./Hirsch  
**Stouffer, James P.;** '58-59; G; 6-0; #14; Pierceton, Ind./Same  
**Strong, Lawrence F.;** '58; Mgr.; Houston, Tex./S  
**Stupak, Ken;** 2000; Mgr.; Menominee  
**Summers, Durrell L.;** 2008-09-10-11; G; 6-4; #15; Detroit/Redford Covenant  
**Sutherland, Donald M.;** '53; Mgr.; Plymouth/S  
**Suton, Goran;** 2006-07-08-09; G; 6-10; #14; Lansing/Everett  
**Swanson, Hugo;** '22; G; #; no #; Ishpeming/S  
**Sweda, Jon-Paul;** '94-95-96-97; Mgr.; Detroit  
**Sweeney, Joe;** 2012; G; 6-0; #34; Toms River, N.J./Toms River North

T

**Taylor, Neal C.;** '37; Mgr.; Albion/S  
**Taylor, Marcus;** 2001-02Tric; G; 6-3; #1; Lansing/Waverly  
**Theodos, Dean J.;** '77-78; Mgr.; Chicago, Ill./S  
**Thierry, Aaron;** '97-98; Mgr.; Lake Orion  
**Thomann, Frederick J.;** '62-63-64; G; 6-9; #34; Taylor/Taylor Center  
**Thomas, David;** '97-98-00-01; G; 6-7; #11; Brampton, Ont./Notre Dame  
**Thornton, Austin;** 2009-10-11-12CoC; G; 6-5; #13; Sand Lake/Cedar Springs

**Thornton, Michael;** 2005; Mgr.; Shelby  
**Tibaldi, Bryan J.;** 2007-08Mgr.-09Mgr.; G; 6-1; #10; Traverse City/West  
**Torbert, Kelvin D.;** 2002-03-04Tric-05QuaC; G; 6-4; #23; Flint/Northwestern  
**Totten, Edward C.;** '28-29; C; #; no #; Detroit/S  
**Tower, Benjamin G.;** '81-82-83-84CoC; F; 6-8; #20; Saranac/Same  
**Tower, Ray R.;** '02-03; S; #; no #; Belding/S  
**Towner, John H.;** '48; Mgr.; Lansing/S  
**Trannon, Matthew H.;** 2004-05-06; F; 6-6; Flint/Northern  
**Trice, Travis;** 2012-13; G; 6-0; #20; Huber Heights, Ohio/Wayne  
**Tropf, Jeffrey L.;** '75; C; 6-7; #42; Holt/Same  
**Tuttle, H. Foley;** '03-04-05; G; #; no #; Detroit/S

U

**Ulmer, John D.;** '59-60; Mgr.; Bluffton, Ind./S

V

**Valentine, Carlton;** '85-86-87-88Tric; F; 6-5; #45; Washington, D.C./DeMatha  
**Valentine, Denzel;** 2013; G; 6-5; #45; Lansing/Sexton  
**Vandenbusche, Kevin M.;** '76-77; G; 6-4; #15/23; Sterling Heights/Stevenson  
**Vanderjagt, Mark L.;** '65; F/C; 6-6; #23; Cedar Grove, Wis./Same  
**VanderLende, Jeff J.;** '71; F/C; 6-7; #32; Grand Rapids/East Christian  
**VanderRoest, Nicholas;** '32-33-34; C/F; #; #8; S/S  
**Vaneke, Greg;** '85; F; 6-6; #20; Okemos/Same  
**VanFassen, Arnold B.;** '33-34-35C; C/F; #; #22; S/S  
**VanHammen, Steven J.;** '80-81; Mgr.; Grand Rapids/S  
**VanPelt, Brad;** '71-72; F; 6-5; #10; Owosso/Same  
**VanRhee, Cory;** '96-97-98-99; Mgr.; Holland  
**VanZylen, James;** '28-39-30C; F; #; no #; S/S  
**Vatz, Abe M.;** '12-13-14; F; #; no #; Pittsburgh, Pa./S  
**Vaydik, Frank J.;** '35; C; #; #17; S/S  
**Vevia, Paul G.;** '16-17; F; #; no #; Muskegon/S  
**Vincent, Daniel;** 2003-04-05-06; Mgr.; Jamestown, N.Y.  
**Vincent, James S. (Sam);** '82-83-84-85CoC; G; 6-2; #11; Lansing/Eastern  
**Vincent, Jay F.;** '78-79-80-81CoC; F/C; 6-8; #31 (ret.); Lansing/Eastern  
**Vissing, Paul R.;** '47; Mgr.; Jackson/\*  
**Vondette, Roy W.;** '06-07-08C; S; #; no #; Saginaw/S  
**Vondette, William L.;** '32-33; G; #; #14; S/S

W

**Waldron, Donald;** '46-47-48; G; 5-11; #6/15; Milwaukee, Wis./Shorewood  
**Walker, Horace;** '59-60C; F/C; 6-3; #15; Chester, Pa./Same  
**Walker, Ralph;** '83-84-85-86; F; 6-8; #15; Southfield/Same  
**Walton, Travis;** 2006-07CoC-08CoC-09CoC; G; 6-2; #5; Lima, Ohio/Lima Senior  
**Ward, Lloyd;** '68-69-70CoC; G; 5-11; #11; Romulus/Same  
**Warren, John;** '67; Mgr.; Ypsilanti/S  
**Washington, Stanley;** '64-65-66; G/F; 6-3; #24; Detroit/Northwestern  
**Watts, Robert H.;** '52; Mgr.; Detroit/S

**Weathers, Ray;** '95-96-97; G; 6-3; #5; Jackson/Jackson  
**Webb, Tanya W.;** '76-77; C; 6-7; #42; Augusta, Ark./Same  
**Webber, Jason;** '97; G; 6-5; #14; Farmington/Country Day  
**Weber, Joseph A., Jr.;** '71-72; Mgr.; Creve Coeur, Mo./St. Louis Univ. HS  
**Wedgworth, George H.;** '50; Mgr.; S/S  
**Weshinsky, Kris;** '91-92-93-94CoC; G; 6-3; #3; Okemos/Loudon Valley (Va.)  
**Wesley, Charles;** 2012-13; Mgr.; Hudsonville  
**Wesling, Richard M.;** '52-53; G; 5-11; #9; Milwaukee, Wis./Messmer  
**Wessells, Phillip H.;** '05; S; #; no #; Flint/S  
**Westerman, Leslie;** '06-07; S; #; no #; Adrian/S  
**Westrick, Brian P.;** 2002-03; F; 6-5; #52; Grand Ledge/Same  
**Wetzel, Keenan;** 2012-13; G; 6-4; #15; Monroe, Mich./St. Mary Catholic Central  
**Weyland, Robert;** '43; Mgr.; Wauwatosa, Wis./S  
**White, Benny A.;** '73-74-75-76; G; 5-9; #23; Detroit/Northern  
**White, Curtis;** '35-36; F; #; #19; East Lansing/S  
**White, Oliver G.;** '43-46C-47; G/F; 6-0; #8; Cleveland, Ohio/Shaw  
**Wilcox, Frederick;** '22; F; #; no #; Rockford, Ill./S  
**Wiley, DuJuan;** '97-98; C, 6-9, #55; Detroit/Osborn  
**Wiley, Milton;** '76; G; 5-11; #12; Belleville, Ill./Same  
**Wilkinson, Dorian C.;** '36-37; C; #; #20; S/S  
**Wilkinson, Harry;** '43; Mgr.; Milwaukee, Wis./S  
**Williams, Edward L. (Ted);** '61-62-63; C; 6-7; #33; Stroudsburg, Pa./Same  
**Williams, Leonard;** '78; G; 6-0; #24; Chicago, Ill./Harrison  
**Willis, Kevin A.;** '82-83-84CoC; 7-0; #42; Detroit/Pershing  
**Wilson, Adam;** 2000; Mgr.; Plymouth  
**Wilson, Edgar P.;** '74-75-76-77; F/G; 6-5; #33; Dowagiac/Union  
**Wilson, Patrick J.;** '55-56-57; G; 6-0; #35; LaPeer/Same  
**Wishart, George;** 2001-02-03-04; Mgr.; Belleville  
**Wolfe, Adam;** 2001-02-03; F; 6-9; #3; Westerville, Ohio/South  
**Wolfe, Todd;** '87-88-89-90; G/F; 6-5; #24; Arlington Heights, Ill./Mt. Prospect  
**Wollenman, Colby;** 2012; F; 6-6; #40; Big Horn, Wyo./Big Horn  
**Wood, Brandon;** 2012; G; 6-2; #30; Kokomo, Ind./Kokomo  
**Wood, William W.;** '16; S; #; no #; Lawton/Same  
**Worthington, Bobby;** '87-88; F; 6-7; #43; Zion, Ill./Zion-Benton  
**Wright, Ed;** '87-88Tric; G/F; 6-6; #35; Lorain, Ohio/Same  
**Wulf, Jack;** '47-48-49C; G; 6-8; #15; Chicago, Ill./Senn

Y


**Young, John;** '60; F; 6-1; #32; South Haven/Covert

Z

**Zimmerman, Matt;** '93-94-95-96; Mgr.; Grand Rapids  
**Zulauf, Jon;** '90-91-92-93; F; 6-6; #25; Port Huron/Same



NATION'S BEST SIX FINAL FOUR APPEARANCES IN 15 YEARS



POSTSEASON HISTORY

2013-14 MICHIGAN STATE BASKETBALL



## BIG TEN TOURNAMENT HISTORY



The 1997-98 season saw the first Big Ten Men's Basketball Tournament. Since then, the tournament has become an exciting part of the conference season. Although Michigan State lost its first tournament game, it did capture back-to-back Big Ten Tournament Championships in 1999 and 2000 en route to a pair of Final Four appearances and a National Championship. The Spartans captured their third Big Ten Tournament crown in 2012.

The tournament provides tremendous exposure for the conference as every game is televised, including many on national television. In addition, the Big Ten Tournament ranks among the nation's best in attendance. In 16 years, more than one million fans have been part of the tournament.

The 2013-14 basketball season will be the 17th-annual Big Ten Men's Basketball Tournament. This year's edition returns to Bankers Life Fieldhouse in Indianapolis for the ninth time in tournament history. The first four tournaments were held at the United Center in Chicago, as were the 2003, 2005, 2007 and 2013 tournaments. In 2002, 2004, 2006, and from 2008-12 the tournament was played at Bankers Life Fieldhouse. In June 2011, the Big Ten Conference announced that Indianapolis will host the 2012, 2014, and 2016 tournaments, with the 2013 and 2015 tournaments being held in Chicago.



**Michigan State celebrated its first Big Ten Tournament championship in 1999.**



**Morris Peterson and Mateen Cleaves led MSU to the 2000 Big Ten Tournament title.**



**The Spartans returned to the championship platform in 2012.**

## BIG TEN TOURNAMENT HISTORY

## BIG TEN TOURNAMENT RECORD: 19-13

CHAMPIONSHIPS: 3 (1999, 2000, 2012)

## 1998 Chicago - No. 1 Seed (0-1)

3/6/98	Quarterfinals	Minnesota (8)	L	76-73
--------	---------------	---------------	---	-------

## 1999 Chicago - No. 1 Seed (3-0) - BIG TEN CHAMPIONS

3/5/99	Quarterfinals	Northwestern (8)	W	61-59
3/6/99	Semifinals	Wisconsin (4)	W	56-41
3/7/99	Finals	Illinois (11)	W	67-50

## 2000 Chicago - No. 2 Seed (3-0) - BIG TEN CHAMPIONS

3/10/00	Quarterfinals	Iowa (7)	W	75-65
3/11/00	Semifinals	Wisconsin (6)	W	55-46
3/12/00	Finals	Illinois (4)	W	76-61

## 2001 Chicago - No. 2 Seed (0-1)

3/19/01	Quarterfinals	Penn State (7)	L	65-63
---------	---------------	----------------	---	-------

## 2002 Indianapolis - No. 5 Seed (0-1)

3/8/02	Quarterfinals	Indiana (4)	L	67-56
--------	---------------	-------------	---	-------

## 2003 Chicago - No. 5 Seed (1-1)

3/14/03	Quarterfinals	Purdue (4)	W	54-42
3/15/03	Semifinals	Ohio State (8)	L	55-54

## 2004 Indianapolis - No. 3 Seed (1-1)

3/12/04	Quarterfinals	Northwestern (6)	W	68-55
3/13/04	Semifinals	Wisconsin (2)	L	68-66

## 2005 Chicago - No. 2 Seed (0-1)

3/11/05	Quarterfinals	Iowa (7)	L	71-69
---------	---------------	----------	---	-------

## 2006 Indianapolis - No. 6 Seed (2-1)

3/9/06	First Round	Purdue (11)	W	70-58
3/10/06	Quarterfinals	Illinois (3)	W	61-56
3/9/06	Semifinals	Iowa (2)	L	53-48

## 2007 Chicago - No. 7 Seed (1-1)

3/8/07	First Round	Northwestern (10)	W	62-57
3/9/07	Quarterfinals	Wisconsin (2)	L	70-57

## 2008 Indianapolis - No. 4 Seed (1-1)

3/14/08	Quarterfinals	Ohio State (5)	W	67-60
3/15/08	Semifinals	Wisconsin (1)	L	65-63

## 2009 Indianapolis - No. 1 Seed (1-1)

3/13/09	Quarterfinals	Minnesota (8)	W	64-56
3/14/09	Semifinals	Ohio State (5)	L	82-70

## 2010 Indianapolis - No. 3 Seed (0-1)

3/12/10	Quarterfinals	Minnesota (6)	L	72-67, OT
---------	---------------	---------------	---	-----------

## 2011 Indianapolis - No. 7 Seed (2-1)

3/10/11	First Round	Iowa (10)	W	85-66
3/11/11	Quarterfinals	Purdue (2)	W	74-56
3/12/11	Semifinals	Penn State (6)	L	61-48

## 2012 Indianapolis - No. 1 Seed (3-0) - BIG TEN CHAMPIONS

3/9/12	Quarterfinals	Iowa (8)	W	92-75
3/10/12	Semifinals	Wisconsin (4)	W	65-52
3/11/12	Finals	Ohio State (3)	W	68-64

## 2013 Chicago - No. 3 Seed (1-1)

3/15/13	Quarterfinals	Iowa (6)	W	59-56
3/16/13	Semifinals	Ohio State (2)	L	61-58



*A.J. Granger led MSU with 17 points against Illinois in the 2000 championship game.*



*Drew Neitzel's 28 points against OSU in 2008 were an MSU record at the time.*



*Draymond Green was Most Outstanding Player in 2012, leading MSU to its third tournament crown.*





## BIG TEN TOURNAMENT RECORDS

## INDIVIDUAL

Points	No.	Date (Opponent)
1. Kalin Lucas	30	March 11, 2011 (Purdue)
2. Drew Neitzel	28	March 14, 2008 (Ohio State)
3. Drew Neitzel	26	March 15, 2008 (Wisconsin)

Field Goals	No.	Date (Opponent)
1. Draymond Green	10	March 10, 2011 (Iowa)
2. Drew Neitzel	9	March 14, 2008 (Ohio State)
3. Four occasions with eight field goals		

Field-Goal Attempts	No.	Date (Opponent)
1. Draymond Green	23	March 10, 2011 (Iowa)
2. Drew Neitzel	18	March 15, 2008 (Wisconsin)
Maurice Ager	18	March 11, 2006 (Iowa)
Marcus Taylor	18	March 8, 2002 (Indiana)
Mateen Cleaves	18	March 10, 1998 (Minnesota)

FG Pct. (Min. 10 Att.)	No.	Date (Opponent)
1. Paul Davis	.700 (7-10)	March 10, 2006 (Illinois)
2. Goran Suton	.636 (7-11)	March 9, 2007 (Wisconsin)
3. Chris Hill	.600 (6-10)	March 12, 2004 (Northwestern)
Charlie Bell	.600 (6-10)	March 17, 2000 (Iowa)

Free Throws	No.	Date (Opponent)
1. Kalin Lucas	10	March 11, 2011 (Purdue)
2. Raymar Morgan	9	March 12, 2010 (Minnesota)
Paul Davis	9	March 11, 2006 (Iowa)

Free-Throw Attempts	No.	Date (Opponent)
1. Raymar Morgan	14	March 12, 2010 (Minnesota)
2. Draymond Green	12	March 10, 2012 (Wisconsin)
3. Kalin Lucas	11	March 11, 2011 (Purdue)
Paul Davis	11	March 11, 2006 (Iowa)

FT Pct. (Min. 8 Att.)	No.	Date (Opponent)
1. Kalin Lucas	.909 (10-11)	March 11, 2011 (Purdue)
2. Kalin Lucas	.875 (7-8)	March 14, 2009 (Ohio State)
Andre Hutson	.875 (7-8)	March 9, 2001 (Penn State)

3-Point Field Goals	No.	Date (Opponent)
1. Drew Neitzel	6	March 14, 2008 (Ohio State)
2. Drew Neitzel	5	March 8, 2007 (Northwestern)
Maurice Ager	5	March 11, 2006 (Iowa)

3-Point FG Attempts	No.	Date (Opponent)
1. Drew Neitzel	12	March 14, 2008 (Ohio State)
2. Mateen Cleaves	11	March 6, 1998 (Minnesota)
3. Drew Neitzel	10	March 15, 2008 (Wisconsin)
Maurice Ager	10	March 11, 2006 (Iowa)

Rebounds	No.	Date (Opponent)
1. Draymond Green	16	March 10, 2012 (Wisconsin)
2. Draymond Green	14	March 10, 2011 (Iowa)
3. Draymond Green	13	March 11, 2011 (Purdue)
Antonio Smith	13	March 7, 1999 (Illinois)

Assists	No.	Date (Opponent)
1. Mateen Cleaves	11	March 6, 1999 (Wisconsin)
2. Mateen Cleaves	10	March 7, 1999 (Illinois)
3. Drew Neitzel	8	March 9, 2007 (Wisconsin)
Mateen Cleaves	8	March 5, 1999 (Northwestern)

Steals	No.	Date (Opponent)
1. Kalin Lucas	5	March 12, 2010 (Minnesota)
2. Jason Richardson	4	March 9, 2001 (Penn State)
3. Ten occasions with 3 steals		

Blocks	No.	Date (Opponent)
1. Adreian Payne	4	March 11, 2012 (Ohio State)
Delvon Roe	4	March 11, 2011 (Purdue)
3. Five occasions with 3 blocks		

## TEAM

Points	No.	Date
1. vs. Iowa	92	March 9, 2012
2. vs. Illinois	76	March 12, 2000
3. vs. Iowa	75	March 10, 2000

Field Goals	No.	Date
1. vs. Iowa	32	March 9, 2012
2. vs. Illinois	28	March 7, 1999
3. vs. Ohio State	27	March 14, 2009
vs. Illinois	27	March 12, 2000

Field-Goal Attempts	No.	Date
1. vs. Ohio State	71	March 14, 2009
2. vs. Ohio State	60	March 14, 2008
3. vs. Illinois	59	March 7, 1999

Field-Goal Pct.	No.	Date
1. vs. Northwestern	.619 (26-42)	March 12, 2004
2. vs. Iowa	.582 (32-55)	March 9, 2012
3. vs. Northwestern	.579 (22-38)	March 8, 2007

Free Throws	No.	Date
1. vs. Purdue	25	March 11, 2011
vs. Minnesota	25	March 6, 1998
3. vs. Iowa	20	March 9, 2012

Free-Throw Attempts	No.	Date
1. vs. Minnesota	34	March 12, 2010
2. vs. Minnesota	33	March 6, 1998
3. vs. Purdue	31	March 11, 2011
vs. Minnesota	31	March 13, 2009

Free-Throw Pct.	No.	Date
1. vs. Illinois	.895 (17-19)	March 12, 2000
2. vs. Wisconsin	.833 (10-12)	March 6, 1999
3. vs. Wisconsin	.818 (9-11)	March 13, 2004

3-Point Field Goals	No.	Date
1. vs. Ohio State	9	March 11, 2012
2. vs. Iowa	8	March 9, 2012
vs. Penn State	8	March 12, 2011
vs. Northwestern	8	March 12, 2004

3-Point FG Attempts	No.	Date
1. vs. Penn State	23	March 12, 2011
vs. Iowa	23	March 11, 2006
3. vs. Minnesota	22	March 6, 1998

Rebounds	No.	Date
1. vs. Minnesota	42	March 6, 1998
2. vs. Purdue	41	March 11, 2011
vs. Ohio State	41	March 14, 2008

Assists	No.	Date
1. vs. Illinois	21	March 12, 2000
2. vs. Northwestern	20	March 8, 2007
vs. Northwestern	20	March 12, 2004
vs. Illinois	20	March 7, 1999

Steals	No.	Date
1. vs. Minnesota	11	March 12, 2010
2. vs. Iowa	9	March 15, 2013
vs. Ohio State	9	March 14, 2009
vs. Illinois	9	March 7, 1999
vs. Northwestern	9	March 5, 1999

Blocks	No.	Date
1. vs. Purdue	10	March 14, 2003
2. vs. Iowa	8	March 9, 2012
vs. Purdue	8	March 11, 2011



## NCAA TOURNAMENT HISTORY

**NCAA TOURNAMENT APPEARANCES:** 27  
**NCAA TOURNAMENT RECORD:** 56-26  
**FINAL FOUR APPEARANCES:** 8  
 (1957, 1979, 1999, 2000, 2001, 2005, 2009, 2010)  
**NCAA CHAMPIONSHIPS:** 2 (1979, 2000)

**1957 Midwest Regional (2-2) -- FINAL FOUR**

3/15/57	Regional Semifinal (Lexington, Ky.)	Notre Dame	W	85-83
3/16/57	Regional Final (Lexington, Ky.)	Kentucky	W	80-68
3/22/57	National Semifinal (Kansas City, Mo.)	North Carolina	L	74-70 (30T)
3/23/57	National Consolation (Kansas City, Mo.)	San Francisco	L	67-60

**1959 Midwest Regional (1-1)**

3/13/59	Regional Semifinal (Evanston, Ill.)	Marquette	W	74-69
3/14/59	Regional Final (Evanston, Ill.)	Louisville	L	88-81

**1978 Midwest Regional (2-1)**

3/11/78	First Round (Indianapolis, Ind.)	Providence	W	77-63
3/16/78	Regional Semifinal (Dayton, Ohio)	Western Kentucky	W	90-69
3/18/78	Regional Final (Dayton, Ohio)	Kentucky	L	52-49

**1979 Midwest Regional - No. 2 Seed (5-0)****NCAA CHAMPIONS**

3/11/79	Second Round (Murfreesboro, Tenn.)	Lamar (10)	W	95-64
3/16/79	Regional Semifinal (Indianapolis, Ind.)	Louisiana State (3)	W	87-71
3/18/79	Regional Final (Indianapolis, Ind.)	Notre Dame (1)	W	80-68
3/24/79	National Semifinal (Salt Lake City, Utah)	Pennsylvania (9)	W	101-67
3/26/79	National Final (Salt Lake City, Utah)	Indiana State (1)	W	75-64

**1985 Midwest Regional - No. 10 Seed (0-1)**

3/15/85	First Round (Houston, Texas)	Ala.-Birmingham (7)	L	70-68
---------	------------------------------	---------------------	---	-------

**1986 Midwest Regional - No. 5 Seed (2-1)**

3/13/86	First Round (Dayton, Ohio)	Washington (12)	W	72-70
3/15/86	Second Round (Dayton, Ohio)	Georgetown (4)	W	80-68
3/21/86	Regional Semifinal (Kansas City, Mo.)	Kansas (1)	L	96-86 (OT)

**1990 Southeast Regional - No. 1 Seed (2-1)**

3/15/90	First Round (Knoxville, Tenn.)	Murray State (16)	W	75-71 (OT)
3/17/90	Second Round (Knoxville, Tenn.)	UC Santa Barbara (9)	W	62-58
3/23/90	Regional Semifinal (New Orleans, La.)	Georgia Tech (4)	L	81-80 (OT)

**1991 West Regional - No. 5 Seed (1-1)**

3/15/91	First Round (Tucson, Ariz.)	UW-Green Bay (12)	W	60-58
3/17/91	Second Round (Tucson, Ariz.)	Utah (4)	L	85-84 (20T)

**1992 Midwest Regional - No. 5 Seed (1-1)**

3/20/92	First Round (Dayton, Ohio)	SW Missouri St. (12)	W	61-54
3/22/92	Second Round (Dayton, Ohio)	Cincinnati (4)	L	72-65

**1994 Southeast Regional - No. 7 Seed (1-1)**

3/18/94	First Round (St. Petersburg, Fla.)	Seton Hall (10)	W	84-73
3/20/94	Second Round (St. Petersburg, Fla.)	Duke (2)	L	85-74

**1995 Southeast Regional - No. 3 Seed (0-1)**

3/17/95	First Round (Tallahassee, Fla.)	Weber State (14)	L	79-72
---------	---------------------------------	------------------	---	-------

**1998 East Regional - No. 4 Seed (2-1)**


3/12/98	First Round (Hartford, Conn.)	Eastern Michigan (13)	W	83-71
3/14/98	Second Round (Hartford, Conn.)	Princeton (5)	W	63-56
3/19/98	Regional Semifinal (Greensboro, N.C.)	North Carolina (1)	L	73-58

**1999 Midwest Regional - No. 1 Seed (4-1) -- FINAL FOUR**

3/12/99	First Round (Milwaukee, Wis.)	Mount St. Mary's (16)	W	76-53
3/14/99	Second Round (Milwaukee, Wis.)	Mississippi (9)	W	74-66
3/19/99	Regional Semifinal (St. Louis, Mo.)	Oklahoma (13)	W	54-46
3/21/99	Regional Final (St. Louis, Mo.)	Kentucky (3)	W	73-66
3/27/99	National Semifinal (St. Petersburg, Fla.)	Duke (1)	L	68-62



*Greg Kelser led all scorers with 19 points vs. Kentucky in 1978.*



*Averaging nearly 25 points, Scott Skiles led MSU to the 1986 Sweet 16.*



*Steve Smith scored 32 points in MSU's heartbreaking overtime loss to Georgia Tech in the 1990 Regional Semifinals.*



# NCAA TOURNAMENT HISTORY



*Mateen Cleaves helped MSU advance to the 1998 Sweet Sixteen for the first time since 1990.*



*Andre Hutson outscored and outrebounded Marcus Fizer in the 2000 Regional Final.*



*Paul Davis slams home the game-tying basket vs. Maryland in 2003.*

## 2000 Midwest Regional - No. 1 Seed (6-0)

### NCAA CHAMPIONS

3/16/00	First Round (Cleveland, Ohio)	Valparaiso (16)	W	65-38
3/18/00	Second Round (Cleveland, Ohio)	Utah (8)	W	73-61
3/23/00	Regional Semifinal (Auburn Hills, Mich.)	Syracuse (4)	W	75-58
3/25/00	Regional Final (Auburn Hills, Mich.)	Iowa State (2)	W	75-64
4/1/00	National Semifinal (Indianapolis, Ind.)	Wisconsin (8)	W	53-41
4/3/00	National Final (Indianapolis, Ind.)	Florida (5)	W	89-76

## 2001 South Regional - No. 1 Seed (4-1) -- FINAL FOUR

3/16/01	First Round (Memphis, Tenn.)	Alabama State (16)	W	69-35
3/18/01	Second Round (Memphis, Tenn.)	Fresno State (9)	W	81-65
3/23/01	Regional Semifinal (Atlanta, Ga.)	Gonzaga (12)	W	77-62
3/25/01	Regional Final (Atlanta, Ga.)	Temple (11)	W	69-62
3/31/01	National Semifinal (Minneapolis, Minn.)	Arizona (2)	L	80-61

## 2002 East Regional - No. 10 Seed (0-1)

3/15/02	First Round (Washington, D.C.)	North Carolina St. (7)	L	69-58
---------	--------------------------------	------------------------	---	-------

## 2003 South Regional - No. 7 Seed (3-1)

3/21/03	First Round (Tampa, Fla.)	Colorado (10)	W	79-64
3/23/03	Second Round (Tampa, Fla.)	Florida (2)	W	68-46
3/28/03	Regional Semifinal (San Antonio, Texas)	Maryland (6)	W	60-58
3/30/03	Regional Final (San Antonio, Texas)	Texas (1)	L	85-76

## 2004 St. Louis Regional - No. 7 Seed (0-1)

3/18/04	First Round (Seattle, Wash.)	Nevada (10)	L	72-66
---------	------------------------------	-------------	---	-------

## 2005 Austin Regional - No. 5 Seed (4-1) -- FINAL FOUR

3/18/05	First Round (Worcester, Mass.)	Old Dominion (12)	W	89-81
3/20/05	Second Round (Worcester, Mass.)	Vermont (13)	W	72-61
3/25/05	Regional Semifinal (Austin, Texas)	Duke (1)	W	78-68
3/27/05	Regional Final (Austin, Texas)	Kentucky (2)	W	94-88 (2OT)
4/2/05	National Semifinal (St. Louis, Mo.)	North Carolina (1)	L	87-71

## 2006 Washington D.C. Regional - No. 6 Seed (0-1)

3/17/06	First Round (Dayton, Ohio)	George Mason (11)	L	75-65
---------	----------------------------	-------------------	---	-------

## 2007 East Regional - No. 9 Seed (1-1)

3/15/07	First Round (Winston-Salem, N.C.)	Marquette (8)	W	61-49
3/17/07	Second Round (Winston-Salem, N.C.)	North Carolina (1)	L	81-67

## 2008 South Regional - No. 5 Seed (2-1)

3/20/08	First Round (Denver, Colo.)	Temple (12)	W	72-61
3/22/08	Second Round (Denver, Colo.)	Pittsburgh (4)	W	65-54
3/28/08	Regional Semifinal (Houston, Texas)	Memphis (1)	L	92-74

## 2009 Midwest Regional - No. 2 Seed (5-1) -- FINAL FOUR

3/20/09	First Round (Minneapolis, Minn.)	Robert Morris (15)	W	77-62
3/22/09	Second Round (Minneapolis, Minn.)	USC (10)	W	74-69
3/27/09	Regional Semifinal (Indianapolis, Ind.)	Kansas (3)	W	67-62
3/29/09	Regional Final (Indianapolis, Ind.)	Louisville (1)	W	64-52
4/4/09	National Semifinal (Detroit, Mich.)	Connecticut (1)	W	82-73
4/6/09	National Final (Detroit, Mich.)	North Carolina (1)	L	89-72

## 2010 Midwest Regional - No. 5 Seed (4-1) -- FINAL FOUR

3/19/10	First Round (Spokane, Wash.)	New Mexico St. (12)	W	70-67
3/21/10	Second Round (Spokane, Wash.)	Maryland (4)	W	85-83
3/26/10	Regional Semifinal (St. Louis, Mo.)	Northern Iowa (9)	W	59-52
3/28/10	Regional Final (St. Louis, Mo.)	Tennessee (6)	W	70-69
4/3/10	National Semifinal (Indianapolis, Ind.)	Butler (5)	L	52-50

## 2011 Southeast Regional - No. 10 Seed (0-1)

3/17/11	Second Round (Tampa, Fla.)	UCLA (7)	L	78-76
---------	----------------------------	----------	---	-------

## 2012 West Regional - No. 1 Seed (2-1)

3/16/12	Second Round (Columbus, Ohio)	LIU Brooklyn (16)	W	89-67
3/18/12	Third Round (Columbus, Ohio)	Saint Louis (9)	W	65-61
3/22/12	Regional Semifinal (Phoenix, Ariz.)	Louisville (4)	L	57-44

## 2013 Midwest Regional - No. 3 Seed (2-1)

3/21/13	Second Round (Auburn Hills, Mich.)	Valparaiso (14)	W	65-54
3/23/13	Third Round (Auburn Hills, Mich.)	Memphis (6)	W	70-48
3/29/13	Regional Semifinal (Indianapolis, Ind.)	Duke (2)	L	71-61

## NCAA TOURNAMENT RECORDS

## INDIVIDUAL

Points	No.	Date (Opponent)
1. Greg Kelsner	34	March 18, 1979 (Notre Dame)
2. Steve Smith	32	March 23, 1990 (Georgia Tech)
Jay Vincent	32	March 15, 1985 (UAB)

Field Goals	No.	Date (Opponent)
1. Greg Kelsner	15	March 18, 1979 (Notre Dame)
2. Steve Smith	13	March 23, 1990 (Georgia Tech)
Sam Vincent	13	March 15, 1985 (UAB)

Field-Goal Attempts	No.	Date (Opponent)
1. Drew Neitzel	27	March 17, 2007 (North Carolina)
2. Greg Kelsner	25	March 18, 1979 (Notre Dame)
3. Shawn Respert	23	March 17, 1995 (Weber State)
Sam Vincent	23	March 15, 1985 (UAB)

FG Pct. (Min. 10 Att.)	No.	Date (Opponent)
1. Earvin Johnson	.900 (9-10)	March 24, 1979 (Penn)
Greg Kelsner	.900 (9-10)	March 11, 1978 (Prov.)
3. Darryl Johnson	.846 (11-13)	March 13, 1986 (Wash.)

Free Throws	No.	Date (Opponent)
1. Earvin Johnson	14	March 16, 1979 (LSU)
2. Shawn Respert	13	March 18, 1994 (Seton Hall)
3. Earvin Johnson	11	March 24, 1979 (Penn)

Free-Throw Attempts	No.	Date (Opponent)
1. Earvin Johnson	15	March 16, 1979 (LSU)
2. Shawn Respert	14	March 18, 1994 (Seton Hall)
3. Four tied with 12 attempts		

FT Pct. (Min. 10 Att.)	No.	Date (Opponent)
1. Maurice Ager	1.000 (10-10)	April 2, 2005 (UNC)
2. Earvin Johnson	.933 (14-15)	March 16, 1979 (LSU)
3. Shawn Respert	.929 (13-14)	March 18, 1994 (Seton Hall)

3-Point Field Goals	No.	Date (Opponent)
1. Shawn Respert	7	March 17, 1995 (Weber State)
2. Durrell Summers	6	March 21, 2010 (Maryland)
Drew Neitzel	6	March 17, 2007 (North Carolina)

3-Point FG Attempts	No.	Date (Opponent)
1. Drew Neitzel	17	March 17, 2007 (North Carolina)
Shawn Respert	17	March 17, 1995 (Weber State)
3. Marcus Taylor	13	March 15, 2002 (N. Carolina St.)

Rebounds	No.	Date (Opponent)
1. Johnny Green	27	March 15, 1957 (Notre Dame)
2. Johnny Green	23	March 14, 1959 (Louisville)
3. Johnny Green	19	March 22, 1957 (North Carolina)

Assists	No.	Date (Opponent)
1. Earvin Johnson	14	March 16, 1978 (W. Kentucky)
2. Earvin Johnson	13	March 18, 1979 (Notre Dame)
3. Earvin Johnson	12	March 16, 1979 (LSU)

Steals	No.	Date (Opponent)
1. Korie Lucious	5	March 28, 2010 (Tennessee)
Raymar Morgan	5	April 4, 2009 (Connecticut)
Goran Suton	5	March 27, 2009 (Kansas)
Alan Anderson	5	March 25, 2005 (Duke)
Eric Snow	5	March 18, 1994 (Seton Hall)

Blocks	No.	Date (Opponent)
1. Adreian Payne	5	March 23, 2013 (Memphis)
2. Greg Kelsner	4	March 24, 1979 (Penn)
3. Delvon Roe	3	March 28, 2010 (Tennessee)
Raymar Morgan	3	March 21, 2010 (Maryland)

## TEAM

Points	No.	Date
1. vs. Penn	101	March 24, 1979
2. vs. Lamar	95	March 11, 1979
3. vs. Kentucky	94	March 27, 2005

Field Goals	No.	Date
1. vs. Lamar	42	March 11, 1979
2. vs. LIU Brooklyn	40	March 16, 2012
3. vs. Penn	38	March 24, 1979

Field-Goal Attempts	No.	Date
1. vs. Notre Dame	91	March 15, 1957
2. vs. Kentucky	87	March 16, 1957
3. vs. Louisville	84	March 14, 1959

Field-Goal Pct.	No.	Date
1. vs. Providence	.635 (33-52)	March 11, 1978
2. vs. Indiana State	.605 (26-43)	March 24, 1979
3. vs. Washington	.596 (31-52)	March 13, 1986

Free Throws	No.	Date
1. vs. Old Dominion	28	March 18, 2005
vs. Georgetown	28	March 13, 1986
3. vs. LSU	27	March 16, 1979

Free-Throw Attempts	No.	Date
1. vs. Old Dominion	36	March 18, 2005
vs. LSU	36	March 16, 1979
vs. North Carolina	36	March 22, 1957

Free-Throw Pct.	No.	Date
1. vs. North Carolina St.	.944 (17-18)	March 15, 2002
vs. Cincinnati	.944 (17-18)	March 22, 1992
3. vs. Kansas	.941 (16-17)	March 27, 2009

3-Point Field Goals	No.	Date
1. vs. Florida	11	April 3, 2000
vs. Syracuse	11	March 23, 2000
3. vs. UCLA	10	March 17, 2011
vs. Maryland	10	March 21, 2010
vs. George Mason	10	March 17, 2006
vs. Kentucky	10	March 27, 2005

3-Point FG Attempts	No.	Date
1. vs. George Mason	26	March 17, 2006
2. vs. UCLA	25	March 17, 2011
vs. North Carolina	25	March 19, 1998

Rebounds	No.	Date
1. vs. North Carolina	68	March 22, 1957
2. vs. San Francisco	60	March 23, 1957
vs. Notre Dame	60	March 15, 1957

Assists	No.	Date
1. vs. Western Kentucky	25	March 16, 1978
2. vs. Indiana State	24	March 26, 1979
vs. Penn	24	March 24, 1979

Steals	No.	Date
1. vs. Kansas	13	March 27, 2009
vs. Duke	13	March 25, 2005
3. vs. Seton Hall	12	March 18, 1994

Blocks	No.	Date
1. vs. UCLA	8	March 17, 2011
vs. Tennessee	8	March 28, 2010
vs. Gonzaga	8	March 23, 2001



# NCAA TOURNAMENT FACTOIDS

## CONSECUTIVE NCAA TOURNAMENTS SCHOOL APPEARANCES

1. Kansas	24
2. Duke	18
3. <b>Michigan State</b>	<b>16</b>

## NCAA CHAMPIONSHIPS

SCHOOL	TITLES
1. UCLA	11
2. Kentucky	8
3. Indiana	5
North Carolina	5
5. Duke	4
6. Connecticut	3
Kansas	3
Louisville	3

8. Six tied at 2, including Michigan St.

## FINAL FOUR APPEARANCES

SCHOOL	APPEARANCES
1. North Carolina	18
2. UCLA*	17
3. Duke	15
Kentucky	15
5. Kansas	14
6. Ohio State	11
7. Louisville	10
8. <b>Michigan State</b>	<b>8</b>
Indiana	8
10. Arkansas	6
Cincinnati	6
Oklahoma State	6

## FINAL FOUR APPEARANCES SINCE 1999

SCHOOL	APPEARANCES
1. <b>Michigan State</b>	<b>6</b>
2. Connecticut	4
Duke	4
Kansas	4
North Carolina	4
6. Four tied at three	

## NCAA TOURNAMENT WINNING PCT.

SCHOOL	PCT. (W-L)
1. Duke	.750 (99-33)
2. UCLA*	.725 (95-36)
3. North Carolina	.722 (109-42)
4. Florida*	.714 (35-14)
5. Kentucky*	.707 (111-46)
6. Kansas	.699 (95-41)
7. <b>Michigan State</b>	<b>.683 (56-26)</b>
8. Michigan	.672 (41-20)
9. Indiana	.667 (64-32)
Ohio State	.667 (48-24)

## MSU NCAA TOURNAMENT CAREER LEADERS

POINTS	NO.	GAMES
1. Andre Hutson	232	19 games
2. Greg Kelsner	192	8 games
3. Morris Peterson	191	14 games
4. Mateen Cleaves	186	14 games
5. Durrell Summers	178	15 games
REBOUNDS	NO.	GAMES
1. Andre Hutson	128	19 games
2. Johnny Green	118	6 games
3. Draymond Green	116	15 games
4. Goran Suton	104	12 games
5. Paul Davis	95	11 games

## NCAA TOURNAMENT SERIES RECORDS

OPPONENT	MSU RECORD	OPPONENT	MSU RECORD
Ala.-Birmingham	0-1	North Carolina	0-5
Alabama State	1-0	North Carolina State	0-1
Arizona	0-1	Northern Iowa	1-0
Butler	0-1	Notre Dame	2-0
Cincinnati	0-1	Oklahoma	1-0
Colorado	1-0	Old Dominion	1-0
Connecticut	1-0	Pennsylvania	1-0
Duke	1-3	Pittsburgh	1-0
Eastern Michigan	1-0	Princeton	1-0
Florida	2-0	Providence	1-0
Fresno State	1-0	Robert Morris	1-0
George Mason	0-1	Saint Louis	1-0
Georgetown	1-0	San Francisco	0-1
Georgia Tech	0-1	Seton Hall	1-0
Gonzaga	1-0	SW Missouri State	1-0
Indiana State	1-0	Syracuse	1-0
Iowa State	1-0	Temple	2-0
Kansas	1-1	Tennessee	1-0
Kentucky	3-1	Texas	0-1
Lamar	1-0	UCLA	0-1
LIU Brooklyn	1-0	UC-Santa Barbara	1-0
Louisiana State	1-0	USC	1-0
Louisville	1-2	Utah	1-1
Marquette	2-0	Valparaiso	2-0
Maryland	2-0	Vermont	1-0
Memphis	1-1	Washington	1-0
Mississippi	1-0	Weber State	0-1
Mount St. Mary's	1-0	Western Kentucky	1-0
Murray State	1-0	Wisconsin	1-0
Nevada	0-1	UW-Green Bay	1-0
New Mexico State	1-0		

## TOURNAMENT SITE WIN-LOSS RECORDS

SITE	MSU RECORD	SITE	MSU RECORD
Atlanta, Ga.	2-0	Milwaukee, Wis.	2-0
Auburn Hills, Mich.	4-0	Minneapolis, Minn.	2-1
Austin, Texas	2-0	Murfreesboro, Tenn.	1-0
Cleveland, Ohio	2-0	New Orleans, La.	0-1
Columbus, Ohio	2-0	Phoenix, Ariz.	1-0
Dayton, Ohio	4-3	Salt Lake City, Utah	2-0
Denver, Colo.	2-0	San Antonio, Texas	1-1
Detroit, Mich.	1-1	St. Louis, Mo.	4-1
Evanston, Ill.	1-1	St. Petersburg, Fla.	1-2
Greensboro, N.C.	0-1	Seattle, Wash.	0-1
Hartford, Conn.	2-0	Spokane, Wash.	2-0
Houston, Texas	0-2	Tallahassee, Fla.	0-1
Indianapolis, Ind.	0-3	Tampa, Fla.	2-1
Kansas City, Mo.	7-2	Tucson, Ariz.	1-1
Knoxville, Tenn.	2-0	Washington, D.C.	0-1
Lexington, Ky.	2-0	Winston-Salem, N.C.	1-1
Memphis, Tenn.	2-0	Worcester, Mass.	2-0

## ASSISTS NO. GAMES

1. Mateen Cleaves	77	14 games
2. Earvin Johnson	76	8 games
3. Kalin Lucas	56	12 games
4. Draymond Green	49	15 games
Drew Neitzel	49	11 games

## CONSECUTIVE FINAL FOUR APPEARANCES COACH

1. John Wooden	9
2. Mike Krzyzewski	5
3. Eight tied at 3, including Tom Izzo	

## HIGHEST NCAA TOURNAMENT WINNING PERCENTAGE - ACTIVE COACH

COACH	PCT. (W-L)
1. Mike Krzyzewski	.766 (82-25)
2. Rick Pitino	.750 (48-16)
3. Roy Williams	.747 (62-21)
4. Billy Donovan	.738 (31-11)
5. Larry Brown	.737 (14-5)
6. John Calipari	.729 (29-11)
7. Tom Izzo	.722 (39-15)

\* Records adjusted for vacated years



# 1957 FINAL FOUR



In its first appearance in the NCAA Tournament, it did not take long for Michigan State to find success. In their first game of the tournament, the Spartans took on Notre Dame in Lexington, Ky. MSU took control of the game in the second half and held on through a late Notre Dame rally to advance to the Regional Finals, 85-83. Next up for MSU was the home team, third-ranked Kentucky. The Spartans came back from 12 down at the half to defeat the Wildcats, 80-68, and advance to the Final Four in their first NCAA appearance.



MSU's semifinal game was against top-ranked North Carolina and the two teams played one of the greatest games in Four Final history. The Spartans battled to the end but the Tar Heels were just too strong and took the game in three overtimes, 74-70. MSU dropped the consolation game to San Francisco, 67-60, to finish fourth. Johnny Green had an amazing tournament, totaling 77 rebounds during the tournament and averaging 19.3 boards per game. His 77 rebounds set an NCAA tournament record for most rebounds in four games, while his average ranks fourth all-time in tournament history. Green earned All-Tournament honors for his performance and he and Jack Quiggle were also named to the All-Regional team.



ABOVE: Coach Forddy Anderson's team included Jack Quiggle, Harry Lux, Larry Hedden, George Ferguson, Chuck Bencie and Bob Anderegg. LEFT: Larry Hedden posted a double-double against North Carolina in the 1957 Final Four. TOP LEFT AND RIGHT: Johnny Green and Jack Quiggle earned NCAA Tournament All-Regional honors in 1957.

## NATIONAL SEMIFINAL

### NORTH CAROLINA 74 - MICHIGAN STATE 70 (3OT)

March 22, 1957 - Kansas City, Mo.

MICHIGAN STATE	FG-FGA	FT-FTA	REB	PF	TP
Jack Quiggle	6-21	8-10	10	1	20
Johnny Green	4-12	3-6	19	2	11
George Ferguson	4-8	2-3	1	5	10
Larry Hedden	4-20	6-7	15	5	14
Pat Wilson	0-3	2-2	5	1	2
Robert Anderegg	2-7	3-6	3	2	7
Chuck Bencie	1-6	0-0	2	1	2
David Scott	2-3	0-2	3	1	4
<b>TOTALS</b>	<b>23-80</b>	<b>24-36</b>	<b>65</b>	<b>18</b>	<b>70</b>

NORTH CAROLINA	FG-FGA	FT-FTA	REB	PF	TP
Lennie Rosenbluth	11-42	7-9	3	1	29
Bob Cunningham	9-18	3-5	12	5	21
Pete Brennan	6-16	2-4	17	5	14
Tommy Kearns	1-8	4-5	6	4	6
Joe Quigg	0-1	2-3	4	5	2
Danny Lotz	0-0	0-1	4	1	0
Bob Young	1-3	0-1	2	1	2
Roy Searcy	0-0	0-0	1	0	0
<b>TOTALS</b>	<b>28-88</b>	<b>18-28</b>	<b>54</b>	<b>22</b>	<b>74</b>

Halftime: 29-29

First overtime: 64-64

Officials: Ogden and Lightner

Regulation score: 58-58

Second overtime: 66-66

Attendance: N/A

## NATIONAL CONSOLATION

### SAN FRANCISCO 67 - MICHIGAN STATE 60

March 23, 1957 - Kansas City, Mo.

MICHIGAN STATE	FG-FGA	FT-FTA	REB	PF	TP
Johnny Green	4-9	1-1	13	5	9
George Ferguson	4-11	6-9	11	2	14
Larry Hedden	4-10	1-2	5	5	9
Pat Wilson	3-6	0-1	0	1	6
Harry Lux	2-2	1-1	3	2	5
Robert Anderegg	2-8	3-4	4	5	7
David Scott	2-6	0-1	3	1	4
Chuck Bencie	0-5	0-0	4	1	0
Jack Quiggle	2-6	2-2	4	1	6
<b>TOTALS</b>	<b>23-63</b>	<b>14-21</b>	<b>60</b>	<b>23</b>	<b>60</b>

SAN FRANCISCO	FG-FGA	FT-FTA	REB	PF	TP
Art Day	6-14	0-3	6	3	12
Al Dunbar	4-9	1-4	3	4	9
Gene Brown	8-18	6-11	7	3	22
Mike Farmer	4-12	8-9	2	1	16
Mike Preaseau	2-6	4-4	6	4	8
Jack King	0-2	0-0	0	2	0
Bill Mallen	0-0	0-0	1	0	0
Dave Lillevand	0-1	0-0	1	0	0
<b>TOTALS</b>	<b>24-62</b>	<b>19-31</b>	<b>35</b>	<b>17</b>	<b>67</b>

Halftime: San Francisco 33-30

Officials: Ogden and Lightner

Attendance: N/A



## 1979 FINAL FOUR



Michigan State opened its championship run with a 95-64 pounding of Lamar, led by Earvin Johnson's triple-double and Greg Kelsner's 31 points. After defeating LSU, MSU met up with top seed Notre Dame in the Regional Final in what was being called the game to decide the NCAA Championship. The Spartans jumped out to a big lead early en route to an 80-68 victory. Kelsner led the way with a Spartan NCAA Tournament-record 34 points, earning All-Region MVP honors, while Johnson joined him on the All-Region Team.

In the Final Four, the Spartans took on Pennsylvania, who entered the tournament as a nine seed. Johnson recorded his second triple-double of the tournament as MSU led 50-17 at the half, finishing with a tournament team record of 101 points. In the championship game, the Spartans took on No. 1-ranked and unbeaten Indiana State, led by Larry Bird. The Spartans jumped out to a big first-half lead on their way to capturing the school's first National Championship. Kelsner and Johnson were both named to the All-Tournament team, while Johnson was named Most Outstanding Player and earned a spot on the All-Decade Team.

**ABOVE RIGHT:** Earvin "Magic" Johnson celebrates MSU's first NCAA Championship by cutting down the nets. **RIGHT:** Greg Kelsner helped hold Larry Bird to just 7-of-21 shooting in the championship game, while averaging 23.5 points in two games. **BOTTOM:** Johnson helped Michigan State advance to the championship game by recording the only triple double in Spartan Final Four history.



## NATIONAL SEMIFINAL

## NO. 2 MICHIGAN STATE 101 - NO. 9 PENN 67

March 24, 1979 - Salt Lake City, Utah

MICHIGAN ST.	FG-FGA	FT-FTA	REB	PF	TP	A	TO	BS	S	MIN
Michael Brkovich, f	6-10	0-0	1	4	12	3	1	0	1	23
Greg Kelsner, f	12-19	4-6	9	2	28	3	3	4	1	33
Ron Charles, c	2-2	0-0	6	0	4	0	2	2	0	19
Terry Donnelly, g	3-5	0-0	3	0	6	3	0	0	0	24
Earvin Johnson, g	9-10	11-12	10	2	29	10	4	0	3	35
Jay Vincent	0-1	3-4	1	2	3	0	1	0	0	9
Rob Gonzalez	1-5	0-0	3	2	2	1	3	0	1	22
Michael Longaker	2-2	0-0	0	2	0	4	1	0	2	10
Greg Lloyd	0-2	6-7	1	1	6	1	2	0	2	7
Rick Kaye	2-2	1-3	2	1	5	1	1	0	0	7
Jaimie Huffman	0-0	0-1	2	2	0	0	1	0	0	5
Gerald Gilkie	0-1	0-0	1	1	0	0	0	0	0	3
Don Brkovich	1-1	0-1	1	1	2	0	0	0	0	3
Team			3							
<b>TOTALS</b>	<b>38-60</b>	<b>25-34</b>	<b>45</b>	<b>22</b>	<b>101</b>	<b>24</b>	<b>19</b>	<b>6</b>	<b>10</b>	<b>200</b>

PENNSYLVANIA	FG-FGA	FT-FTA	REB	PF	TP	A	TO	BS	S	MIN
Tony Price, f	7-18	4-4	7	5	18	0	2	0	1	21
Tim Smith, f	0-6	0-0	0	5	0	0	2	0	0	19
Matt White, c	5-12	3-4	11	1	13	1	1	0	1	27
James Salters, g	1-5	0-0	1	2	2	3	2	0	0	25
Bobby Willis, g	4-13	1-3	6	2	9	6	5	1	3	30
Vincent Ross	2-6	0-0	6	3	4	0	2	1	0	17
Ken Hall	3-8	0-1	2	2	6	1	3	0	2	14
Angelo Reynolds	1-3	0-0	0	3	2	0	0	0	0	2
Tom Leifsen	0-1	1-2	4	0	1	0	2	0	0	16
Ted Flick	0-6	6-6	2	3	6	1	1	0	1	15
David Jackson	1-2	4-4	1	0	6	0	3	0	0	8
Ed Kuhl	0-2	0-0	0	0	0	0	1	0	0	3
Tom Condon	0-0	0-0	2	2	0	0	0	0	0	3
Team			2							
<b>TOTALS</b>	<b>24-82</b>	<b>19-24</b>	<b>44</b>	<b>31</b>	<b>67</b>	<b>12</b>	<b>24</b>	<b>2</b>	<b>8</b>	<b>200</b>

Halftime: Michigan State 50-17

Officials: Buckiewicz, Weiler and Silvester

Attendance: N/A

## NATIONAL CHAMPIONSHIP

## NO. 2 MICHIGAN STATE 75 - NO. 1 INDIANA STATE 64

March 26, 1979 - Salt Lake City, Utah

MICHIGAN ST.	FG-FGA	FT-FTA	REB	PF	TP	A	TO	BS	S	MIN
Michael Brkovich, f	1-2	3-7	4	1	5	1	5	0	0	40
Greg Kelsner, f	7-13	5-6	8	4	19	9	1	2	2	32
Ron Charles, c	3-3	1-2	7	5	7	0	1	0	1	31
Terry Donnelly, g	5-5	5-6	4	2	15	0	2	0	1	39
Earvin Johnson, g	8-15	8-10	7	3	24	5	6	0	1	35
Jay Vincent	2-5	1-2	2	4	5	0	1	0	1	19
Rob Gonzalez	0-0	0-0	0	0	0	0	0	0	0	3
Michael Longaker	0-0	0-0	0	0	0	0	0	0	0	1
Team			2							
<b>TOTALS</b>	<b>26-43</b>	<b>23-33</b>	<b>34</b>	<b>19</b>	<b>75</b>	<b>15</b>	<b>16</b>	<b>2</b>	<b>6</b>	<b>200</b>

INDIANA STATE	FG-FGA	FT-FTA	REB	PF	TP	A	TO	BS	S	MIN
Brad Milley, f	0-0	0-1	3	1	0	0	0	0	0	25
Alex Gilbert, f	2-3	0-4	4	4	4	0	1	1	0	21
Larry Bird, f	7-21	5-8	13	3	19	2	6	1	5	40
Carl Nicks, g	7-14	3-6	2	5	17	4	2	0	1	36
Steve Reed, g	4-9	0-0	0	4	8	9	0	0	0	36
Bob Heaton	4-14	2-2	6	2	10	2	0	0	0	22
Leroy Staley	2-2	0-1	3	2	4	0	0	0	0	18
Rich Nemcek	1-1	0-0	0	3	2	1	1	0	0	2
Team			3							
<b>TOTALS</b>	<b>27-64</b>	<b>10-22</b>	<b>34</b>	<b>24</b>	<b>64</b>	<b>18</b>	<b>10</b>	<b>2</b>	<b>6</b>	<b>200</b>

Halftime: Michigan State 37-28

Officials: Nichols, Muncy, and Wirtz

Attendance: 15,410

# 1999 FINAL FOUR



Michigan State returned to the NCAA Tournament in 1999 with lofty aspirations. For just the second time in school history, MSU was a No. 1 seed. The Spartans easily handled Mount St. Mary's in the first round, 76-53. The second round was more of a challenge, as the Spartans fought off a stubborn Mississippi squad, 74-66. In the Sweet Sixteen, State took on Oklahoma in a defensive struggle, pulling away late for a 54-46 victory.



In the Regional Final, MSU played national power and defending National Champion Kentucky. Twenty-one years earlier, the Wildcats kept MSU out of the Final Four, defeating the Spartans in the 1978 Regional Final. MSU fell behind early, 17-4, but rallied to close the gap to one at the half. The comeback was completed in the second half as Morris Peterson's 19 points and 10 rebounds led four players in double figures. The Midwest Region's Most Outstanding Player, Peterson knocked down six straight free throws in the last 30 seconds to clinch a 73-66 win. Peterson was joined on the All-Regional team by A.J. Granger and Mateen Cleaves.



In its first Final Four appearance since 1979, MSU took on Duke in the semifinal game. The Blue Devils led by only two at half, but cold shooting doomed MSU in the second, falling 68-62.



## NATIONAL SEMIFINAL

### NO. 1 DUKE 68 - NO. 1 MICHIGAN STATE 62

March 27, 1999 - St. Petersburg, Fla.

MICHIGAN ST.	FG	3FG	FT	O-D-R	PF	TP	A	TO	BS	S	MIN
Antonio Smith, f	3-7	0-0	0-0	5-5-10	5	6	0	0	0	1	14
Jason Klein, f	2-6	1-3	0-0	1-1-2	2	5	0	0	0	1	14
Andre Hutson, f	6-8	0-0	1-1	1-4-5	2	13	1	1	0	0	24
Mateen Cleaves, g	5-16	2-9	0-2	2-1-3	3	12	10	5	0	1	36
Charlie Bell, g	0-2	0-0	2-4	2-1-3	3	2	1	1	0	0	23
Morris Peterson	6-17	0-2	3-4	4-4-8	5	15	1	0	0	2	30
Thomas Kelley	2-8	0-1	0-0	1-3-4	2	4	0	0	0	1	14
A.J. Granger	2-6	1-3	0-0	1-3-4	2	5	0	1	0	0	20
Doug Davis	0-0	0-0	0-0	0-0-0	0	0	0	1	0	0	5
Team				1-0-1							
<b>TOTALS</b>	<b>26-70</b>	<b>4-18</b>	<b>6-11</b>	<b>18-22-40</b>	<b>24</b>	<b>62</b>	<b>13</b>	<b>9</b>	<b>0</b>	<b>5</b>	<b>200</b>

DUKE	FG	3FG	FT	O-D-R	PF	TP	A	TO	BS	S	MIN
Chris Carrarwell, f	3-8	1-1	6-12	1-3-4	0	13	1	3	0	0	30
Shane Battier, f	2-5	0-3	1-2	4-2-6	3	5	1	1	2	1	33
Elton Brand, c	7-10	0-0	4-5	4-11-15	4	18	1	3	1	0	29
William Avery, g	6-14	2-4	0-1	1-4-5	0	14	0	4	0	1	35
Trajan Langdon, g	3-9	1-4	0-1	2-4-6	2	7	3	1	0	0	37
Corey Maggette	3-7	0-1	3-6	2-2-4	0	9	0	0	0	0	17
Chris Burgess	0-1	0-0	0-0	2-2-4	2	0	1	0	2	0	12
Nate James	1-2	0-0	0-0	0-0-0	0	2	0	0	0	1	7
Team				0-0-0							
<b>TOTALS</b>	<b>25-56</b>	<b>4-13</b>	<b>14-27</b>	<b>16-28-44</b>	<b>11</b>	<b>68</b>	<b>7</b>	<b>12</b>	<b>5</b>	<b>3</b>	<b>200</b>

Halftime: Duke 32-30

Officials: David Libbey, Curtis Shaw, John Cahill

Attendance: 41,340





## 2000 FINAL FOUR



The 2000 Spartans entered the NCAA Tournament determined to win a National Championship. For the second year in a row, they entered the tournament as a No. 1 seed, led by a trio of experienced seniors, Mateen Cleaves, Morris Peterson and A.J. Granger. The Spartans had little trouble in their first round matchup, holding Valparaiso to 25 percent (13-of-52) shooting in a 65-38 victory. In the second round against Utah, Cleaves scored 21 points to rally MSU from a 35-32 halftime deficit and defeat the Utes, 73-61.

In the Regional Semifinal, MSU took on the fourth-seeded Syracuse Orangemen. SU took a 34-24 halftime lead and led by as many as 11 points with 15 minutes remaining. A halftime lockerroom tirade by Cleaves must have worked, however, as MSU finished the game by outscoring the Orangemen, 37-9, a run that was capped off with 17 unanswered points. In the Regional Final, No. 2 seed Iowa State held a nine-point lead with a little over five minutes to go. Once again, Michigan State used a late-game rally, outscoring the Cyclones, 23-5, over the final 5:49 in a 75-64 decision. Cleaves, Granger, Peterson and Andre Hutson all found a spot on the All-Regional team, with Peterson earning Most Outstanding Player honors.

In the National Semifinal, State faced Wisconsin for the fourth time of the season. MSU held a slim 19-17 lead at the break. Peterson took over in the second half, scoring 10 points in a 13-2 run to pull away from the Badgers and earn a spot in the NCAA Championship game.

After grinding it out with Wisconsin, MSU faced Florida's run and gun offense and pressure defense in the title game. The Spartans opened an 11-point half-time lead. Early in the second half, Cleaves got tangled up with Florida's Teddy Dupay, injuring Cleaves' ankle and forcing him back to the lockerroom. Leading by six, MSU got five straight points from Mike Chappell and held a bigger lead when Cleaves returned four and a half minutes later. State never looked back, capturing its second National Championship in school history with an 89-76 victory. Cleaves was named Most Outstanding Player of the Final Four and was joined by Charlie Bell, Peterson and Granger on the All-Tournament Team.



**TOP:** Childhood friends Morris Peterson and Mateen Cleaves led MSU to its first NCAA title in 21 years. **BOT-TOM:** The Spartans are presented the 2000 NCAA Championship trophy.

## NATIONAL SEMIFINAL

## NO. 1 MICHIGAN STATE 53 - NO. 8 WISCONSIN 41

April 1, 2000 - Indianapolis, Ind.

MICHIGAN ST.	FG	3FG	FT	O-D-R	PF	TP	A	TO	BS	S	MIN
Andre Hutson, c	3-7	0-0	4-5	6-4-10	2	10	0	3	0	0	32
Morris Peterson, f	7-15	2-8	4-4	3-4-7	3	20	0	1	0	1	33
A.J. Granger, f	0-3	0-1	1-2	1-6-7	4	1	1	3	0	0	32
Mateen Cleaves, g	1-7	0-0	9-11	0-4-4	3	11	4	1	4	0	26
Charlie Bell, g	2-9	0-3	0-0	2-6-8	2	4	2	2	0	0	30
Jason Richardson	0-0	0-0	0-0	0-0-0	1	0	0	0	0	0	10
David Thomas	0-0	0-0	0-0	0-0-0	0	0	0	0	0	0	3
Mike Chappell	2-4	0-2	1-1	0-0-0	1	5	0	0	2	0	9
Aloysius Anagnone	1-1	0-0	0-0	1-1-2	2	2	0	1	0	0	12
Adam Ballinger	0-0	0-0	0-0	0-1-1	0	0	0	0	1	0	3
Team				1-2-3							
TOTALS	16-46	2-14	19-23	14-28-42	18	53	4	14	3	3	200

WISCONSIN	FGA	3FG	FT	O-D-R	PF	TP	A TO	BS	S	MIN
Andy Kowske, f	1-2	0-0	0-2	0-0-0	4	2	0 0	4	0	20
Mike Kelley, f	1-2	0-1	0-0	0-7-7	3	2	3 0	0	2	30
Mark Vershaw, c	2-11	0-1	1-1	1-1-2	3	5	3 1	0	0	31
Jon Bryant, g	1-5	0-3	0-0	0-1-1	3	2	1 2	0	0	27
Roy Boone, g	6-9	1-1	5-6	1-2-3	2	18	0 5	0	0	25
Charlie Willis	1-4	0-1	0-0	0-1-1	2	2	0 0	0	0	19
Duany Duany	0-2	0-1	0-0	0-0-0	0	0	0 1	0	0	11
Maurice Linton	0-4	0-1	0-0	0-1-1	0	0	0 2	0	0	10
Travon Davis	1-1	1-1	1-2	0-2-2	2	4	1 0	0	0	10
Kirk Penney	2-3	2-3	0-0	0-2-2	0	6	0 0	0	0	14
Erik Faust	0-0	0-0	0-0	0-0-0	0	0	0 0	0	0	1
Robert Smith	0-0	0-0	0-0	0-0-0	0	0	0 0	0	0	1
Julian Swartz	0-0	0-0	0-0	0-0-0	0	0	0 0	0	0	1
Team				0-1-1						
<b>TOTALS</b>	<b>15-43</b>	<b>4-13</b>	<b>7-11</b>	<b>2-18-20</b>	<b>19</b>	<b>41</b>	<b>8 11</b>	<b>4</b>	<b>2</b>	<b>200</b>

Halftime: Michigan State 19-17

Officials: John Clougherty, Andre Patillo, Tim Higgins

Attendance: 43,116

## NATIONAL CHAMPIONSHIP

## NO. 1 MICHIGAN STATE 89 - NO. 5 FLORIDA 76

April 3, 2000 - Indianapolis, Ind.

MICHIGAN ST.	FG	3FG	FT	O-D-R	PF	TP	A TO	BS	S	MIN
Andre Hutson, c	2-4	0-0	2-2	0-1-1	4	6	3 1	0	0	23
Morris Peterson, f	7-14	3-8	4-6	1-1-2	3	21	5 3	0	1	32
A.J. Granger, f	7-11	3-5	2-2	2-7-9	2	19	1 2	0	0	34
Mateen Cleaves, g	7-11	3-4	1-1	0-2-2	1	18	4 2	0	0	31
Charlie Bell, g	3-6	1-2	2-3	3-5-8	2	9	5 2	0	2	33
Jason Richardson	4-7	0-0	1-2	1-1-2	1	9	0 0	0	1	16
Aloysius Anagnone	0-0	0-0	0-0	2-1-2	4	0	0 2	1	0	12
Mike Chappell	2-4	1-3	0-0	1-0-1	0	5	0 1	0	1	7
Adam Ballinger	1-1	0-0	0-0	0-0-0	2	2	0 0	0	0	7
David Thomas	0-0	0-0	0-0	1-0-1	1	0	1 1	0	0	5
Brandon Smith	0-0	0-0	0-0	0-0-0	0	0	0 0	0	0	0
Steve Cherry	0-0	0-0	0-0	0-0-0	0	0	0 0	0	0	0
Mat Ishbia	0-1	0-0	0-0	0-0-0	0	0	0 0	0	0	0
Team				1-2-3						
<b>TOTALS</b>	<b>33-59</b>	<b>11-22</b>	<b>12-16</b>	<b>12-20-32</b>	<b>20</b>	<b>89</b>	<b>19 14</b>	<b>1</b>	<b>5</b>	<b>200</b>

FLORIDA	FG	3FG	FT	O-D-R	PF	TP	A TO	BS	S	MIN
Brent Wright, f	5-8	0-1	3-5	4-6-10	4	13	4 1	0	0	29
Mike Miller, f	2-5	1-2	5-6	1-2-3	0	10	2 2	0	0	31
Udonis Haslem, c	10-12	0-0	7-7	2-0-2	4	27	0 3	1	0	28
Teddy Dupay, g	0-4	0-2	0-0	0-0-0	2	0	1 0	0	0	15
Justin Hamilton, g	0-1	0-1	0-0	0-0-0	1	0	0 0	0	0	14
Brett Nelson	4-10	3-6	0-0	1-3-4	1	11	3 3	0	2	26
Matt Bonner	0-3	0-2	0-0	1-2-3	1	0	0 0	0	0	7
Kenyan Weaks	1-3	1-1	0-0	1-0-1	2	3	1 1	0	2	22
Donnell Harvey	3-11	0-0	3-4	4-2-6	2	9	0 2	1	0	16
Major Parker	1-3	1-3	0-0	0-0-0	2	3	2 1	0	0	12
Team				1-0-1						
<b>TOTALS</b>	<b>26-60</b>	<b>6-18</b>	<b>18-22</b>	<b>15-15-30</b>	<b>19</b>	<b>76</b>	<b>13 13</b>	<b>2</b>	<b>5</b>	<b>200</b>

Halftime: Michigan State 43-32

Officials: James Burr, Gerald Boudreaux, David Hall

Attendance: 43,116



# 2001 FINAL FOUR



The defending NCAA Champions, Michigan State entered the 2001 NCAA Tournament as a No. 1 seed for the third straight season. The Spartans were missing 58 points from the 2000 title game, but did boast five seniors, including Charlie Bell and Andre Hutson, who earned postseason honors as juniors. MSU easily defeated Alabama State, 69-35, in the first round before handing Fresno State an 81-65 defeat to advance to the Sweet Sixteen for a fourth straight year.

In the Regional Semifinal, MSU took on No. 12 Gonzaga. The Bulldogs had a low seed, yet they were also making their third straight Sweet Sixteen appearance with a tournament-tested team. Michigan State fell behind early in the second half, but Bell scored 21 points as the Spartans eventually pulled away. In the Regional Final, State faced another surprise team in 11th-seeded Temple. The Spartans held off the Owls thanks in part to a career-high 19 points from David Thomas. For his efforts, Thomas was named to the All-Regional team, where he joined All-South Regional Most Outstanding Player, Charlie Bell. With a 69-62 victory, MSU's NCAA Tournament record of nine straight victories by double figures was snapped, but the Spartans did become the ninth team to appear in three straight Final Fours and only the third since the field was expanded to 64 teams in 1985.

Unfortunately, MSU ran into a hot Arizona squad in Minneapolis. The Wildcats led by just two points at the half, but outscored the Spartans, 48-31, in the second half en route to an 80-61 victory.



## NATIONAL SEMIFINAL

### NO. 2 ARIZONA 80 - NO. 1 MICHIGAN STATE 61

March 31, 2001 - Minneapolis, Minn.

MICHIGAN ST.	FG	3FG	FT	O-D-R	PF	TP	A TO	BS	S	MIN
David Thomas, f	4-6	0-0	0-0	4-1-5	1	8	2 3	0	1	20
Aloysius Anagnonye, f	0-1	0-0	0-0	1-1-2	4	0	0 0	0	0	8
Andre Hutson, f	9-14	0-0	2-2	2-3-5	2	20	2 2	2	0	37
Charlie Bell, g	1-10	0-6	1-1	1-9-10	1	3	3 5	0	0	36
Jason Richardson, g	2-11	1-4	1-2	1-6-7	2	6	2 2	0	0	28
Marcus Taylor	3-9	1-4	1-2	0-1-1	3	8	2 2	0	1	20
Adam Ballinger	1-1	0-0	0-1	1-1-2	0	2	0 0	1	0	9
Zach Randolph	5-8	0-0	2-4	4-1-5	3	12	0 1	0	0	24
Mike Chappell	0-0	0-0	2-2	0-0-0	1	2	2 0	0	0	12
Brandon Smith	0-0	0-0	0-0	0-0-0	1	0	0 0	0	0	3
Adam Wolfe	0-0	0-0	0-0	0-0-0	0	0	0 0	0	0	1
Jason Andreas	0-0	0-0	0-0	0-0-0	0	0	0 0	0	0	1
Mat Ishbia	0-1	0-0	0-0	0-0-0	0	0	0 0	0	0	1
Team				2-1-3						
<b>TOTALS</b>	<b>25-61</b>	<b>2-14</b>	<b>9-14</b>	<b>16-24-40</b>	<b>18</b>	<b>61</b>	<b>11 15</b>	<b>3</b>	<b>2</b>	<b>200</b>

ARIZONA	FG	3FG	FT	O-D-R	PF	TP	A TO	BS	S	MIN
Michael Wright, f	6-10	0-0	1-1	1-2-3	2	13	0 1	1	0	23
Richard Jefferson, f	6-13	3-5	2-4	3-5-8	1	17	2 2	2	2	34
Loren Woods, c	5-13	0-0	1-1	0-8-8	2	11	2 1	3	0	37
Gilbert Arenas, g	4-7	1-2	3-4	1-1-2	2	12	7 1	0	6	27
Jason Gardner, g	6-11	3-7	6-6	0-1-1	1	21	1 1	1	3	38
Eugene Edmondson	3-4	0-0	0-0	3-3-6	1	6	1 0	0	0	17
Luke Walton	0-1	0-0	0-0	0-1-1	0	0	2 2	0	0	16
Justin Wessel	0-0	0-0	0-0	0-0-0	1	0	0 0	0	1	3
Lamont Frazier	0-1	0-0	0-0	0-0-0	1	0	0 0	0	0	4
Travis Hanour	0-0	0-0	0-0	0-0-0	0	0	0 0	0	0	1
Team				4						
<b>TOTALS</b>	<b>30-60</b>	<b>7-14</b>	<b>13-16</b>	<b>8-25-33</b>	<b>11</b>	<b>80</b>	<b>15 8</b>	<b>7</b>	<b>12</b>	<b>200</b>

Halftime: Arizona 32-30

Officials: Tim Higgins, Tony Greene, Bob Donato Attendance: 45,406



**ABOVE:** Jason Richardson soars in for a basket. **LEFT:** Zach Randolph was MSU's second-leading scorer with 12 points. **BELOW LEFT:** Charlie Bell (left) and Andre Hutson (right) appeared in three Final Fours in their Spartan careers. **BELOW:** The Spartans celebrate a trip to the 2001 Final Four after defeating Temple.





## 2005 FINAL FOUR

## NATIONAL SEMIFINAL

## NO. 1 NORTH CAROLINA 87 - NO. 5 MICHIGAN STATE 71

April 2, 2005 - St. Louis, Mo.

MICHIGAN ST.	FG	3FG	FT	O-D-R	PF	TP	A	TO	BS	S	MIN
Alan Anderson, f	0-4	0-0	0-0	1-3-4	3	0	0	1	0	1	20
Paul Davis, c	6-16	0-1	2-4	5-10-15	3	14	1	3	1	3	33
Shannon Brown, g	6-14	3-6	0-0	0-1-1	2	15	1	4	0	1	29
Drew Neitzel, g	1-3	0-1	0-1	0-3-3	2	2	3	1	0	0	15
Maurice Ager, g	6-18	2-6	10-10	1-2-3	1	24	1	1	1	0	28
Chris Hill	1-6	1-5	0-0	0-1-1	2	3	2	1	0	2	18
Matt Trannon	1-1	0-0	2-2	1-2-3	3	4	0	0	1	1	15
Anthony Hamo	0-0	0-0	0-0	1-0-1	0	0	0	0	0	0	1
Kelvin Torbert	4-11	1-4	0-0	2-3-5	1	9	6	0	1	2	26
Tim Bograkovs	0-0	0-0	0-1	1-0-1	1	0	0	0	0	0	6
Drew Naymick	0-1	0-0	0-0	2-2-4	0	1	0	1	0	0	7
Andy Harvey	0-0	0-0	0-0	0-0-0	0	0	0	0	0	0	1
Delco Rowley	0-0	0-0	0-0	0-0-0	0	0	0	0	0	0	1
Team				1-0-1							
TOTALS	25-74	7-23	14-18	15-27-42	19	71	15	12	4	10	200

N. CAROLINA	FG	3FG	FT	O-D-R	PF	TP	A	TO	BS	S	MIN
Jawad Williams, f	9-13	2-5	0-0	1-7-8	1	20	0	0	1	0	23
Rashad McCants, f	7-11	2-3	1-2	2-4-6	1	17	4	3	1	1	28
Sean May, c	9-18	0-0	4-6	2-5-7	2	22	3	1	1	31	
Raymond Felton, g	6-12	2-6	2-2	1-7-8	2	16	7	5	0	1	35
Jackie Manuel, g	0-1	0-0	0-0	2-1-3	5	0	0	0	0	1	11
Jesse Holley	0-1	0-1	0-0	0-1-1	0	0	0	0	0	0	1
Melvin Scott	0-2	0-2	4-4	0-2-2	1	4	0	0	0	0	16
Reyshawn Terry	1-2	0-1	0-0	0-0-0	0	2	0	0	0	0	3
Quentin Thomas	0-0	0-0	0-0	0-1-1	0	0	1	0	0	0	5
Charlie Everett	0-0	0-0	0-0	0-0-0	0	0	0	0	0	0	1
Ves Miller	0-0	0-0	0-0	0-0-0	0	0	0	0	0	0	1
Marvin Williams	1-6	0-1	0-0	1-7-8	3	2	1	1	1	0	23
David Noel	2-5	0-1	0-3	3-1-4	2	4	2	1	2	1	21
C.J. Hooker	0-0	0-0	0-0	0-0-0	0	0	0	0	0	0	1
Team				1-2-3							
TOTALS	35-71	6-20	11-17	13-38-51	17	87	18	13	6	5	200

Halftime: Michigan State 38-33

Officials: Bob Donato, Reggie Greenwood, Randy McCall Attendance: 47,754



No. 5 seed Michigan State opened the 2005 NCAA Tournament against Old Dominion. The Monarchs held a 42-37 halftime lead, but the Spartans mounted a surge in the last nine minutes to claim victory. In the next round, the Spartans used their depth and athleticism to wear down Vermont, 72-61. In the Sweet Sixteen, MSU used a 16-3 second-half run to pull away from Duke in a 78-68 win.

The Regional Final featured a rematch of the 1999 Elite Eight contest between MSU and Kentucky. The Spartans appeared on their way to St. Louis, until UK's Patrick Sparks hit a game-tying 3-pointer at the end of regulation. The first overtime could not produce a winner, sending the game into a second extra period, where MSU scored the first five points en route to a 94-88 win. Shannon Brown was named Most Outstanding Player of the Austin Regional after a 24-point performance, joining Maurice Ager and Paul Davis on the All-Regional team.

Making their fourth trip to the Final Four in seven years, the Spartans held a 38-33 halftime lead over North Carolina. With the game tied at 49, the Tar Heels took control with a 12-0 run, ending MSU's season.



**ABOVE LEFT** Paul Davis grabbed a game-high 15 rebounds vs. UNC. **ABOVE MIDDLE:** Kelvin Torbert led MSU with six assists vs. UNC. **ABOVE:** The 2005 Final Four was Tom Izzo's fourth. **BOTTOM LEFT:** Shannon Brown scored 15 points against the Tar Heels. **BOTTOM MIDDLE:** Maurice Ager led all scorers with 24 points. **BELOW:** Edward Jones Stadium was home to the 2005 Final Four.



## 2009 FINAL FOUR



The Spartans entered the 2009 NCAA Tournament coming off a great regular-season, capturing the Big Ten title with a 15-3 league mark, and earned a No. 2 seed in the Midwest Regional. MSU opened the tournament with a dominating 77-62 victory over Robert Morris. In the second round, senior Travis Walton scored a career-high 18 points to push MSU past a talented USC squad, 74-69.

In the Regional Semifinal, the Spartans trailed Kansas by as many as 13 points in the first half, but rallied in the second half. A crucial three-point play by Kalin Lucas in the final minute broke a 60-60 tie and gave MSU a 67-62 victory. Standing between Michigan State and a trip to the Final Four was the tournament's overall No. 1 seed Louisville. Neither team led by more than three points in the first half. Leading 37-36 in the second, MSU went on a 21-7 run to take control of the contest. The Spartans held Louisville to just 38.3 percent shooting from the field. Midwest Regional Most Outstanding Player Goran Sutton recorded 19 points and 10 rebounds against the Cardinals.

Having finally reached Detroit, the Spartans were pitted against another No. 1 seed from the BIG EAST conference, Connecticut. Michigan State made an early statement jumping out to a 9-2 lead and took a two-point lead into halftime. MSU slowly pulled away in the



second half, extending the lead up to 11 in the final four minutes. The Huskies made a last-ditch effort and pulled to within three points in the final 70 seconds, but the Spartans held on for an 82-73 victory.

In the National Championship game, Michigan State faced its third No. 1 seed of the tournament, North Carolina. The Tar Heels jumped on the Spartans early. MSU attempted to rally in the second half, but eventually fell, 89-72. Sutton closed out his career with a 17-point, 11-rebound effort, earning a spot on the All-Tournament Team, while Lucas also earned a spot on the team, averaging 17.5 points and six assists in the Final Four.

**TOP:** Durrell Summers shook Ford Field with his dunk over UCONN's Stanley Robinson. **ABOVE:** Seniors Goran Sutton and Travis Walton guided MSU to the championship game.



## NATIONAL SEMIFINAL

## NO. 2 MICHIGAN STATE 82 - NO. 1 CONNECTICUT 73

April 4, 2009 - Detroit, Mich.

MICHIGAN ST.	FG	3FG	FT	O-D-R	PF	TP	A	TO	BS	S	MIN
Raymar Morgan, f	7-13	0-0	4-6	3-6-9	3	18	1	0	0	5	30
Delvon Roe, f	2-4	0-0	0-0	4-4-8	2	4	0	0	2	0	21
Goran Sutton, c	2-5	0-1	0-0	2-5-7	4	4	2	3	1	2	28
Kalin Lucas, g	7-15	3-6	4-6	0-2-2	1	21	5	3	0	0	33
Travis Walton, g	1-6	0-0	0-0	0-0-0	3	2	8	0	0	2	23
Idong Ibok	0-0	0-0	0-0	1-1-2	3	0	0	1	0	0	6
Chris Allen	1-6	0-2	0-0	1-1-2	1	2	0	1	0	0	9
Durrell Summers	4-9	1-5	1-1	3-3-6	2	10	1	1	0	1	23
Draymond Green	3-4	0-0	2-4	1-1-2	5	8	1	1	0	1	12
Korie Lucious	3-8	2-5	3-3	0-0-0	0	11	0	0	0	0	9
Marquise Gray	1-2	0-0	0-0	1-1-2	1	2	0	1	0	0	6
Team				2-0-2							
<b>TOTALS</b>	<b>31-72</b>	<b>6-19</b>	<b>14-20</b>	<b>18-24-42</b>	<b>25</b>	<b>82</b>	<b>18</b>	<b>11</b>	<b>3</b>	<b>11</b>	<b>200</b>

CONNECTICUT	FG	3FG	FT	O-D-R	PF	TP	A	TO	BS	S	MIN
Jeff Adrien, f	5-10	0-0	3-7	3-4-7	2	13	1	2	2	0	32
Stanley Robinson, f	5-6	1-1	4-4	3-10-13	3	15	0	5	2	0	31
Hasheem Thabeet, c	6-13	0-0	5-7	3-3-6	3	17	1	1	2	1	36
A.J. Price, g	5-20	1-3	4-4	1-5-6	3	15	1	2	0	2	32
Craig Austrie, g	2-4	0-2	2-2	2-1-3	2	6	2	1	0	0	37
Donnell Beverly	0-0	0-0	0-0	0-0-0	0	0	0	0	0	0	2
Kemba Walker	1-5	0-0	3-9	1-1-2	4	5	2	4	0	1	20
Gavin Edwards	1-1	0-0	0-0	2-2-4	1	2	1	1	1	1	10
Team				1-0-1							
<b>TOTALS</b>	<b>25-59</b>	<b>2-6</b>	<b>21-33</b>	<b>16-26-42</b>	<b>18</b>	<b>73</b>	<b>8</b>	<b>16</b>	<b>7</b>	<b>5</b>	<b>200</b>

**Halftime:** Michigan State 38-36

**Officials:** John Cahill, Leslie Jones, Michael Stuart

**Attendance:** 72,456

## NATIONAL CHAMPIONSHIP

## NO. 1 NORTH CAROLINA 89 - NO. 1 MICHIGAN STATE 72

April 6, 2009 - Detroit, Mich.

MICHIGAN ST.	FG	3FG	FT	O-D-R	PF	TP	A	TO	BS	S	MIN
Raymar Morgan, f	1-2	0-0	2-2	1-0-1	5	4	0	1	0	0	19
Delvon Roe, f	1-1	0-0	0-1	2-6-8	3	2	0	1	1	0	17
Goran Sutton, c	7-10	3-4	0-0	3-8-11	3	17	0	3	2	0	31
Kalin Lucas, g	4-12	0-1	6-8	0-0-0	2	14	7	6	0	0	35
Travis Walton, g	0-2	0-0	2-2	0-1-1	3	2	3	4	0	0	24
Idong Ibok	0-0	0-0	0-0	0-1-1	0	0	0	0	0	0	1
Chris Allen	0-8	0-7	3-5	1-0-1	2	3	1	0	0	0	17
Austin Thornton	0-1	0-0	2-2	0-3-3	1	2	0	0	0	0	3
Durrell Summers	4-10	2-6	3-4	2-3-5	1	13	2	2	1	0	21
Isaiah Dahlman	1-1	0-0	0-0	1-0-1	0	2	0	0	0	0	1
Draymond Green	2-2	0-0	3-5	2-5-7	3	7	0	2	0	1	12
Jon Crandell	0-0	0-0	0-0	0-0-0	0	0	0	0	0	0	1
Korie Lucious	2-5	2-5	0-0	0-0-0	3	6	0	2	0	0	14
Tom Herzog	0-0	0-0	0-0	0-0-0	0	0	0	0	1	0	1
Marquise Gray	0-1	0-0	0-0	1-0-1	2	0	0	0	0	0	3
Team				0-2-2							
<b>TOTALS</b>	<b>22-55</b>	<b>7-23</b>	<b>21-29</b>	<b>13-29-42</b>	<b>28</b>	<b>72</b>	<b>13</b>	<b>21</b>	<b>5</b>	<b>1</b>	<b>200</b>

N. CAROLINA	FG	3FG	FT	O-D-R	PF	TP	A	TO	BS	S	MIN
Deon Thompson, f	3-8	0-0	3-4	0-3-3	4	9	0	2	0	0	23
Tyler Hansbrough, f	6-14	0-2	6-10	1-6-7	3	18	2	2	0	0	34
Ty Lawson, g	3-10	0-3	15-18	0-4-4	0	21	6	1	0	8	37
Danny Green, g	2-4	2-3	0-0	2-1-3	5	6	4	2	0	1	24
Wayne Ellington, g	7-12	3-3	2-2	2-2-4	2	19	0	0	0	0	35
Marc Campbell	0-1	0-0	0-0	0-1-1	0	0	0	0	0	0	1
Bobby Frasor	1-2	0-1	0-0	1-0-1	3	2	1	0	0	0	23
Larry Drew II	0-1	0-0	0-0	0-0-0	0	0	0	0	0	0	4
J.B. Tanner	0-0	0-0	0-0	0-0-0	0	0	0	0	0	0	1
Justin Watts	1-2	0-0	0-0	1-0-1	0	2	0	0	0	0	1
Ed Davis	5-7	0-0	1-4	2-6-8	4	11	0	0	0	0	14
Patrick Moody	0-0	0-0	0-0	0-0-0	0	0	0	0	0	0	1
Mike Copeland	0-0	0-0	0-0	0-0-0	0	0	0	0	0	0	1
Tyler Zeller	0-0	0-0	1-2	0-1-1	1	1	0	0	0	0	1
Team				2-0-2							
<b>TOTALS</b>	<b>28-61</b>	<b>5-12</b>	<b>28-40</b>	<b>11-24-35</b>	<b>22</b>	<b>89</b>	<b>13</b>	<b>7</b>	<b>0</b>	<b>9</b>	<b>200</b>

**Halftime:** North Carolina 55-34

**Officials:** Tom O'Neill, Curtis Shaw, Tony Greene

**Attendance:** 72,922





## 2010 FINAL FOUR



For the second time in six years, Michigan State advanced to the Final Four as the No. 5 seed. The Spartans opened the tournament against New Mexico State. The Spartans led by 16 points in the first half, but NMSU fought back to tie the game in the second half. MSU's defense then forced nine straight misses and the Spartans hit enough free throws to claim a 70-67 victory.

## NATIONAL SEMIFINAL

## NO. 5 BUTLER 52 - NO. 5 MICHIGAN STATE 50

April 3, 2010 - Indianapolis, Ind.

MICHIGAN ST.	FG	3FG	FT	O-D-R	PF	TP	A	TO	BS	S	MIN
Raymar Morgan, f	2-7	0-1	0-2	1-4-5	4	4	1	1	1	1	23
Deivon Roe, f	2-5	0-0	0-0	1-3-4	4	4	2	3	1	0	24
Derrick Nix, c	0-0	0-0	0-0	1-0-1	0	0	1	0	0	0	5
Durrell Summers, g	6-12	1-3	1-2	2-8-10	1	14	0	2	0	0	38
Korie Lucious, g	3-6	3-6	3-4	0-2-2	2	12	4	5	0	1	38
Chris Allen	0-0	0-0	0-0	0-0-0	3	0	0	3	0	0	16
Austin Thornton	0-1	0-0	0-0	0-1-1	1	0	1	0	0	0	12
Mike Kebler	0-1	0-0	0-0	1-3-4	0	0	1	0	0	0	7
Draymond Green	4-9	0-1	4-8	0-6-6	5	12	1	1	2	1	29
Garrick Sherman	1-1	0-0	2-2	0-1-1	1	4	0	1	0	0	8
Team				2-0-2							
<b>TOTALS</b>	<b>18-42</b>	<b>4-11</b>	<b>10-18</b>	<b>8-28-36</b>	<b>21</b>	<b>50</b>	<b>11</b>	<b>16</b>	<b>4</b>	<b>3</b>	<b>200</b>

BUTLER	FG	3FG	FT	O-D-R	PF	TP	A	TO	BS	S	MIN
Gordon Hayward, f	6-14	3-8	4-6	0-9-9	2	19	0	4	2	2	39
Willie Veasley, f	2-6	0-3	2-2	4-1-5	3	6	0	1	0	4	35
Matt Howard, f	1-7	0-0	2-3	2-0-2	4	4	0	1	0	1	15
Shelvin Mack, g	5-9	2-4	2-3	0-2-2	0	14	1	1	0	1	25
Ronald Nored, g	0-4	0-0	5-6	1-5-6	4	5	2	1	0	3	38
Shawn Vanzant	0-0	0-0	1-2	1-3-4	2	1	2	0	0	0	18
Zach Hahn	0-3	0-3	0-0	0-0-0	1	0	0	0	0	0	9
Avery Jukes	1-6	0-3	0-0	1-0-1	1	2	0	0	0	1	18
Andrew Smith	0-0	0-0	1-2	1-0-1	0	1	0	0	0	0	3
Team				1-1-2							
<b>TOTALS</b>	<b>15-49</b>	<b>5-21</b>	<b>17-24</b>	<b>11-21-32</b>	<b>17</b>	<b>52</b>	<b>5</b>	<b>8</b>	<b>2</b>	<b>12</b>	<b>200</b>

Halftime: Tied 28-28

Officials: Jamie Luckie, Leslie Jones, Michael Stuart

Attendance: 71,298



In the second round, MSU faced Maryland. Kalin Lucas suffered a season-ending injury in the first half, but the Spartans still led by 16 points midway through the second half. Of the game's six lead changes, four came in the final 40 seconds. Greivis Vasquez gave Maryland an 83-82 lead with six seconds left. Draymond Green then hustled the ball up court, passing the ball to Korie Lucious at the top of the key, who then nailed the buzzer-beating 3-pointer setting off a wild celebration.

Appearing in their third-straight Sweet 16, the Spartans faced a Northern Iowa team that had just knocked off No. 1 seed Kansas. MSU trailed by four at the half, but once again used strong second-half defense to emerge with a win, holding UNI without a field goal over the final 10:20 of the contest in a 59-52 MSU victory.

Tennessee stood between MSU and a second-straight trip to the Final Four. It started out as an offensive battle, as the game was tied 16-16 just over five minutes in, but turned into a test of defense down the stretch. Durrell Summers hit a 3-pointer with 2:47 left to give MSU a 69-66 lead. But after two Spartan misses and a missed front end of a 1-and-1, Tennessee had the ball in the final seconds with a chance to take the lead. With 11 seconds left, Scotty Hopson was fouled and went to the foul line with UT trailing 69-68. Hopson hit the first but missed the second. Lucious corralled the miss and pushed the ball up court. He passed to Draymond Green, who found Raymar Morgan open underneath the basket. Morgan was fouled and made the first free throw to send MSU to the Final Four.

At the Final Four at Lucas Oil Stadium, MSU faced a hometown Butler squad. The Spartans struggled through an off shooting night, hitting 42.9 percent from the floor and 55.6 percent from the foul line. Butler shot just 30.6 percent from the floor, but connected on 17-of-24 free throws. MSU had the ball down just one point in the final seconds. The ending was somewhat controversial as Draymond Green appeared to be fouled on his jumper from the lane, but no call was made and the Bulldogs hit free throws to secure a 52-50 victory.

**TOP:** MSU made its nation's-best sixth Final Four appearance in the last 12 seasons. **FAR LEFT:** Midwest Regional Most Outstanding Player Durrell Summers led MSU with a double-double against Butler. **NEAR LEFT:** Not only did Draymond Green score 12 points against the Bulldogs, he added some strong defense, recording two blocks.



NATION'S BEST SIX FINAL FOUR APPEARANCES IN 15 YEARS

---



**MEDIA INFORMATION**

**2013-14 MICHIGAN STATE BASKETBALL**



# UNIVERSITY ADMINISTRATION

## BOARD OF TRUSTEES



**JOEL I. FERGUSON**  
Chairman • Lansing



**BRIAN BRESLIN**  
Vice Chairman • Alto



**DIANNE BYRUM**  
Onondaga



**MITCH LYONS**  
Rockford



**BRIAN MOSALLAM**  
Dearborn



**FAYLENE OWEN**  
East Lansing



**GEORGE PERLES**  
East Lansing



**DIANN WOODARD**  
BrownsTown Township

For biographical information, visit <http://trustees.msu.edu>

## PRESIDENT LOU ANNA K. SIMON, PH.D.



Lou Anna K. Simon, the 20th president of Michigan State University, leads the university's work to advance the common good in Michigan and around the world. An MSU graduate, she began her career at Michigan State after earning her doctorate in 1974. From there, she moved into a variety of administrative roles, including assistant provost for general academic administration, associate provost, and provost and vice president for academic affairs. She was appointed president by the MSU Board of Trustees in January 2005.

As president, Simon has engaged Michigan State University in a strategic and transformative journey to adapt the principles of the land-grant tradition to 21st-century challenges. She has expanded MSU's reach in the state and around the world by focusing the university's strengths on solutions that enhance and protect quality of life: clean and affordable energy, access to education, safe and plentiful food, and health care. She outlined these commitments and the philosophy driving them in her monograph, *Embracing the World Grant Ideal: Affirming the Morrill Act for a Twenty-first-century Global Society*.

Simon's key initiatives, particularly in economic development and international engagement, reflect her commitment to applying knowledge to benefit society and further the global common good. Simon is a member of the American Council on Education and the Council on Competitiveness, a nonpartisan, nongovernmental organization working to ensure U.S. prosperity. She serves as chair of the National Security Higher Education Advisory Board, a group of presidents and chancellors of several prominent U.S. universities that consults regularly with national agencies

responsible for security, intelligence, and law enforcement. She also serves as chair of the National Collegiate Athletic Association's executive committee, the association's overarching governing panel.

Simon's resolute commitment to advancing Michigan's economic future has been a hallmark of her presidency. She serves on the board of directors of Business Leaders for Michigan and the Detroit Branch of the Federal Reserve Bank of Chicago. In the area of international engagement, Simon is a member of the executive committee of the Partnership to Cut Hunger and Poverty in Africa.

Research at Michigan State University reflects Simon's commitment to advancing knowledge and discovery to improve quality of life. Under her leadership, MSU has expanded its research in, among other areas, biofuels and green energy, medicine and medical technology, physics and rare isotopes, safe water, and agriculture to address world hunger. With the support of external funding now exceeding \$500 million annually, Simon is helping ensure that Michigan State University makes a significant positive difference locally and globally.

## ATHLETICS DIRECTOR MARK HOLLIS



This is the vision Mark Hollis has for the Michigan State Athletics Department. A Michigan State graduate and veteran Spartan athletics administrator, Hollis assumed the role of MSU's 18th athletics director on Jan. 1, 2008, succeeding Ron Mason.

Hollis has more than 20 years of athletics administration experience, either at the school or conference level. His well-rounded background has led to his knowledge of all areas within an athletics department, including marketing, financial administration, television negotiations, fund-raising, game operations, facility management, personnel policy, corporate interaction, sports management and public relations.

A 1985 MSU graduate, Hollis returned to his alma mater in 1995. Since then, he has been a critical component of the athletic department executive management staff, helping guide the department through short- and long-range plans. In addition, Hollis is chair of the NCAA Division I Amateurism Cabinet, a member of the NCAA's Men's Basketball Issues Committee, and a member of the Division I Men's Basketball Committee.

Hollis is credited with developing some of college athletics' most innovative events. It was his vision that led to Michigan State playing North Carolina in November 2011 in the first basketball game to be played on the flight deck of an aircraft carrier. In 2003, Hollis was the architect of the "BasketBowl," which established a then-world record crowd of 78,129 who witnessed the Michigan State-Kentucky game at Detroit's Ford Field. The concept, which involves placing the court in the center of a football stadium, has been used at the last five

***"We gather and engage our community to teach, support and celebrate our student-athletes in their quest for excellence."***

NCAA Final Fours. In 2001, Hollis helped mastermind the Michigan State-Michigan outdoor hockey game that attracted a then-world record crowd of 74,554 in Spartan Stadium.

Hollis' leadership and innovation has not gone unnoticed, as he was named the 2012 Athletic Director of the Year by Street & Smith's SportsBusiness Journal/Daily. Since his official appointment as athletics director began in 2008, the Spartans have won 19 Big Ten Championships (regular season and tournament), appeared in two Final Fours and five bowl games, and finished in the top 40 of the Learfield Sports Directors' Cup four times. In addition, during Hollis' tenure as an administrator at MSU, the Spartans have appeared in 16 consecutive men's basketball NCAA Tournaments – the longest current streak among Big Ten schools and the third longest in the nation – and six Final Fours.

Michigan State had another successful year in 2012-13, ranking 30th in the Learfield Sports Directors' Cup Standings, the second-highest showing under Hollis and the sixth best in department history. In the fall, the football team appeared in a school-record sixth consecutive in a bowl game with a win over TCU in the Buffalo Wild Wings Bowl, men's soccer won the Big Ten Tournament title, volleyball advanced to the Sweet 16, and the men's and women's cross country teams reached the NCAA Championships. Among the winter sports, the men's basketball team advanced to the Sweet 16 for the 11th time in the past 16 years, the women's basketball team earned an NCAA Tournament bid for the fifth-straight season, and two Spartans earned national runner-up honors at the NCAA Track and Field Indoor Championships. The achievements continued in the spring, as men's tennis received its first-ever bid for the NCAA Championships, women's golf qualified for the NCAA Championships for the ninth time in the past 14 years, and women's track and field placed 18th at the NCAA Championships.

During Hollis' tenure, Michigan State student-athletes have excelled not only in competition, but in the classroom as well. For five consecutive semesters, Spartan student-athletes have posted better than a 3.0 cumulative GPA. The department had a record-breaking number of student-

athletes (57) receive a spring semester GPA of 4.0 in 2013, and 350 student-athletes posted a cumulative GPA above 3.0. Additionally, 238 student-athletes earned Academic All-Big Ten honors throughout the 2012-13 academic year, including 64 Big Ten Distinguished Scholars (min. 3.7 GPA). In the spring of 2012, the athletics department compiled the highest grade-point average in program history with a 3.0644.

Spartan athletic facilities have been upgraded at an unprecedented rate the past decade, and will only continue to improve under Hollis. More than \$34 million has been committed in the past two years to projects at Spartan Stadium. Prior to the 2012 season, \$10 million scoreboards, totaling 13,300-square-feet, were installed in the north and south end zones, giving MSU one of the top video board systems in the nation. In June 2013, the Michigan State Board of Trustees approved a \$24.5 million project to the north end of Spartan Stadium that will feature a two-story, 50,000-square-foot addition as well as an entrance plaza, renovated gates, and additional restrooms and concessions. The building will include new locker rooms for teams, coaches and officials, a media center, and a recruiting lounge for all varsity sports. The project is scheduled to be completed in July 2014.

The Spartans moved into one of the nation's finest football facilities in August 2008, as a \$15 million expansion and renovation project for the Duffy Daugherty Football Building was completed. MSU alumni Robert and Julie Skandalaris of Bloomfield Hills, Mich., donated \$5 million as the lead gift for the facility expansion and upgrade. The Skandalaris Football Center includes team, staff and position meeting rooms, coaches' offices and a hall of history. In addition, an expanded weight room was finished in September 2008 that increased the facility in size from 9,000 to 16,500-square feet.

Also in 2008, the men's and women's soccer programs opened DeMartin Stadium, a state-of-the-art 2,500-seat facility that enables MSU to host conference and national tournaments. The baseball program played its inaugural season in McLane Baseball Stadium in 2009 following a \$4 million donation to the 2,500-seat ballpark by former Houston Astros owner





# ATHLETICS DIRECTOR MARK HOLLIS

Drayton McLane Jr. In 2011, with the help of a \$1 million gift by alumnus Ambassador Peter F. Secchia – the largest cash (out-right) gift received by an MSU women's intercollegiate sports program – Secchia Stadium, a 1,100-seat facility located at Old College Field, opened for the softball program.

On the playing field in 2011-12, MSU won three Big Ten Championships (women's cross country, men's basketball and women's golf) and the football team won the 2011 Big Ten Legends Division title and played in the inaugural Big Ten Championship Game. The Spartans finished ranked No. 10 in the final USA TODAY Coaches Poll after tying the school single-season record with 11 wins, including a dramatic 33-30 triple-overtime victory over Georgia in the 2012 Outback Bowl. The men's basketball team captured a share of the conference regular-season championship, won the 2012 Big Ten Tournament title, and advanced to the NCAA Sweet 16. Overall, nine sports participated in their respective team NCAA Championships, while individuals competed in five more NCAA Championships. The Spartans finished 34th overall in the 2011-12 Learfield Sports Directors' Cup standings.

In 2010-11, Michigan State had a record-setting year, winning five Big Ten Championships – the most in department history. The football team won a school-record 11 games and claimed the program's seventh Big Ten Championship, the baseball team won its first Big Ten title since 1979, while the women's cross country, women's basketball and women's golf teams also won conference championships. In 2009-10, the men's basketball team advanced to the Final Four for the sixth time in the last 12 years and won its second-straight Big Ten regular-season title, and field hockey captured both the Big Ten regular-season and tournament championships.

One of Hollis' major goals upon becoming athletics director was accomplished in 2010 when he unveiled the new brand and identity program for the athletics department. All of Michigan State's uniforms now incorporate consistent use of colors, logos, lettering and numerals along with standardization for logos. The brand and identity program for Michigan State Athletics was a result of nearly a two-year collaborative effort between the athletics department and Nike that included input from university and athletic administration, coaches and student-athletes. Michigan State was also selected to participate in the 2011 Nike Football Pro Combat system of uniforms, which the Spartans wore during their victory over Michigan on Oct. 15.

In Hollis' first full season as athletics director in 2008-09, Michigan State enjoyed one of its most successful years of the decade with a 27th-place finish in the Directors' Cup, the best showing for the department since 2003 and the third highest in the department's history. Ten teams earned bids to their respective NCAA Championships, led by men's basketball, which reached the national title game against North Carolina while also winning the Big Ten regular-season championship.

Hollis was named athletics director-designate on Sept. 12, 2007, and teamed with Mason in the transition throughout the fall of 2007. Prior to his official appointment as athletics director, Hollis played a lead role in two significant head coaching searches during the 2006-07 year. He spearheaded the effort to hire Mark Dantonio as football coach, which has resulted in a school-record six consecutive bowl appearances for the program and a Big Ten Championship in 2010. He also provided major assistance in the hiring of women's basketball coach Suzy Merchant in the spring of 2007, who

led the Spartans to the Sweet 16 in 2009 and has brought MSU to five-straight NCAA Tournaments. Hollis' first hire as athletics director arrived on July 2, 2008, when he tabbed Jake Boss Jr. to direct the Spartan baseball program; in just three seasons, Boss won a Big Ten title in 2011, the first for the program in 32 years, then followed in 2012 by guiding MSU to the NCAA Tournament.

On Oct. 13, 2005, Michigan State University and WJR - 760 AM announced a five-year agreement to carry Spartan football and men's basketball games, along with coaches' radio shows. The successful partnership led to the announcement on Jan. 19, 2010, of a 10-year extension through 2020. Hollis played a leading role in finding MSU athletics a home on the 50,000-watt Detroit radio station, known as the "Great Voice of the Great Lakes." The agreement has benefited more than just athletics as WJR regularly promotes the academic accomplishments of the university in addition to broadcasting sporting events.

Prior to returning to Michigan State, Hollis spent two years at the University of Pittsburgh as assistant and associate athletic director. Before his stint at Pitt, Hollis worked for the Western Athletic Conference. He joined the WAC as an administrative assistant immediately after college. Two years later, he was appointed assistant to the commissioner and soon thereafter was promoted to assistant commissioner.

Hollis earned his Bachelor of Arts degree in communication from Michigan State in 1985, where he served as a basketball team manager under Jud Heathcote. In 1992, he earned his MBA in business administration from the University of Colorado.

He and his wife Nancy, have a daughter, Katy, and two sons, T.R. and Michael.





## BRESLIN CENTER INFORMATION

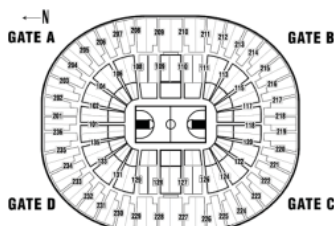

The Jack Breslin Student Events Center, one of the premier facilities in the country, serves as home to the Michigan State Spartans. Opened in November of 1989, it seats 14,797 for basketball.

The \$43-million facility is named in honor of "Mr. MSU," Jack Breslin, who prior to his death in August of 1988, was a senior consultant to former MSU President Dr. John DiBaggio. Breslin was the captain and most valuable player of the 1945 football team. He also earned varsity letters in baseball and basketball and was the 1946 senior class president. He worked for the university for more than 30 years, serving since 1969 as vice president for administration and public affairs before retiring in 1986.

**\* Eighteen of the 19 NCAA Champions since 1995 have played a game at the Breslin Center during Tom Izzo's head coaching career.**

**\* From 1998-2002, the Spartans won 53 straight games at the Breslin Center establishing a Big Ten record.**

**\* Entering the 2013-14 season, the Spartans are 253-31 (.891) at Breslin Center under Tom Izzo.**



## BRESLIN CENTER YEAR-BY-YEAR

Year	Overall		Big Ten		Total Attendance	Average
	W-L	Pct.	W-L	Pct.		
1989-90	14-2	.875	8-1	.889	237,720	14,858
1990-91	12-2	.857	7-2	.778	209,066	14,933
1991-92	13-2	.867	7-2	.778	217,957	14,530
1992-93	9-5	.643	4-5	.444	207,423	14,816
1993-94	12-3	.800	7-2	.778	205,264	13,684
1994-95	14-1	.933	8-1	.889	236,627	14,789
1995-96	10-5	.667	6-3	.667	199,659	13,311
1996-97	13-4	.765	6-3	.667	222,858	13,109
1997-98	12-3	.800	7-1	.875	208,694	13,913
1998-99	14-0	1.000	8-0	1.000	204,272	14,591
1999-2000	14-0	1.000	8-0	1.000	205,226	14,659
2000-01	16-0	1.000	8-0	1.000	236,144	14,759
2001-02	15-2	.882	6-2	.750	250,903	14,759
2002-03	14-2	.875	8-0	1.000	236,144	14,759
2003-04	12-2	.857	7-1	.875	206,626	14,759
2004-05	14-1	.933	7-1	.875	221,385	14,759
2005-06	12-2	.857	6-2	.750	206,626	14,759
2006-07	18-1	.947	7-1	.875	280,421	14,759
2007-08	17-0	1.000	9-0	1.000	250,903	14,759
2008-09	12-2	.857	7-2	.778	206,626	14,759
2009-10	15-2	.882	7-2	.778	250,903	14,759
2010-11	12-3	.800	7-2	.778	221,955	14,797
2011-12	17-1	.944	8-1	.889	266,346	14,797
2012-13	16-1	.941	8-1	.889	251,549	14,797
<b>Totals</b>	<b>327-46</b>	<b>.877</b>	<b>171-35</b>	<b>.830</b>	<b>5,441,297</b>	<b>14,588</b>



# MEDIA INFORMATION

## Working Facilities

Michigan State's working facilities, with work space and seating for writers and electronic media, are located courtside of the Jack Breslin Student Events Center and can be reached by the stairway from the ticket lobby entrance on the south end of the building. In addition, there is media seating on platform 113 on the concourse level. The Breslin Center is located at the corner of Kalamazoo and Harrison Streets. The media work room has been relocated to the mezzanine level of the Breslin Center.

## Press Credentials

All requests for working press, photo and broadcast credentials for Michigan State's 2013-14 home basketball games should be submitted online. Please contact athletic communications office assistant Paulette Martis at (517) 355-2271 for the URL. Upon approval, all credentials will either be mailed out, held at the front desk of the Kellogg Center (located on Harrison Road between Michigan and Kalamazoo) or held at the media table located in the Breslin Center ticket office lobby.

## Radio & Television

Origination for television is located at press row on the west side of the court. Production trucks can enter the facility through the tunnel at the south end of the building after contacting Rick Church at (517) 353-8608. School radio originations are located at the scorer's table. Due to a lack of courtside space, national radio broadcasts will originate from the mezzanine level.

## Photographers

Photographers can work from either baseline while observing the limitation markings at the end of the floor. For all games, floor spaces will be assigned by the athletic communications office.

## Parking

Windshield passes admitting cars to the arena parking lots may be purchased upon request and availability. Media parking will be in the Breslin Center lot, Jenison Field House, or the lot on the south-west corner of Kalamazoo Road and Harrison Road. Media should enter the Breslin Center parking lot from Harrison Road.

## Internet Access

Wireless Internet is available for the working media in the Breslin Center media work room and at courtside. The wireless password will be displayed in the media work room. Ethernet connections are also available at selected seats in the media work room.

## Services

Programs, game notes and other relevant information will be supplied to working media. Play-by-play sheets and box scores are provided after each half. Statistics, coaches' quotes and post-game notes are available after the game. Live stats will be available at [www.livestats.ath.msu.edu/basketball](http://www.livestats.ath.msu.edu/basketball).

## MSU On The Internet

Visit the official Michigan State Athletics home page on the Internet at [www.msuspartans.com](http://www.msuspartans.com). The latest Spartan basketball game notes can be found in Adobe PDF format. The site also offers up-to-date information on all of MSU's 25 varsity sports, including schedules and results, player and coach biographies.

## Postgame Interviews

Coach Izzo and the visiting head coach will hold a press conference following the game in the media work room. MSU players will be made available to the media following the game in the Spartan locker room.

## Pro Scouts

Due to space constraints, MSU does not provide media seating for professional scouts. However, scouts may secure single-game tickets for Spartan home games through Beth Marinez in the MSU Basketball Office at (517) 355-1643. In addition, scouts will be provided game notes, stats, box scores and rosters on request.

## Press Conference

A weekly press conference with coach Tom Izzo and women's basketball coach Suzy Merchant is held during the season on Mondays at 11:30 a.m. Contact the athletic communications office for the location.

## Interviews

Media wishing to set up appointments with Tom Izzo should contact men's basketball SID Matt Larson. Mornings are Izzo's best time for interviews. All interviews with players must be arranged through the athletic communications office. No interviews may be conducted with a Spartan player on the day of a game. Player interviews are arranged post-practice on selected days.

## NCAA Credentials

According to NCAA regulations, media wishing to be credentialed for the 2014 NCAA Tournament through Michigan State must attend 90 percent of Spartan home games.

# ATHLETIC COMMUNICATIONS

**Breslin Center, Room Z-22**

**534 Birch Road**

**East Lansing, Mich. 48824-1003**

**Phone: (517) 355-2271**



**JOHN LEWANDOWSKI**  
Assoc. A.D./Communication  
[lewski@ath.msu.edu](mailto:lewski@ath.msu.edu)



**MATT LARSON**  
New Media Director  
Men's Basketball Contact  
[larson@ath.msu.edu](mailto:larson@ath.msu.edu)

Jamie Baldwin - Ath. Comm. Dir.  
Ben Phlegar - Asst. Dir.  
Jim Donatelli - Asst. Dir.  
Jeff Barnes - Asst. Dir.  
Bob Armstrong - Video Prod.  
Nick Baker - Video Prod.

Jake Huber - Video Prod.  
Ryan McPhail - Video Prod.  
Bernie Rosendahl - Web Mgr.  
Paulette Martis - Office Asst.  
Aimee Dulebohn - Intern



**@msu\_basketball**



**Michigan State Spartans**



**MSUSpartanAthletics**

## SPARTAN SPORTS NETWORK



For the 14th-consecutive season, the Spartan Sports Network (Holt, Mich.) will produce and distribute basketball broadcasts on 32 affiliates throughout the state, including flagship station WJIM Radio (AM 1240) and WMMQ (FM 94.9) in Lansing, WJR Radio (AM 760) in Detroit and WBBL Radio (FM 107.3) in Grand Rapids.

Providing commentary on Spartan radio broadcasts for the 28th straight year is the venerable Gus Ganakas. Ganakas is no stranger to MSU basketball fans, having retired in 2000 after 36 years of service to the University. Gus was the head coach of the Spartan program from 1969-70 through 1975-76 after serving as an assistant under John Benington the three previous years. From 1976-98, he served as assistant athletics director. From 1998-2000, Ganakas served as special assistant to head coach Tom Izzo, directing the activities surrounding MSU Basketball's Centennial in 1998-99.

Will Tieman is in his 12th-straight season as the play-by-play voice of the Spartans in 2013-14 after serving in that capacity from 1992-96. A 2013 inductee into the Michigan Broadcasting Hall of Fame and the 2012 recipient of the prestigious Ty Tyson award presented by the Detroit Sports Broadcasters Association, Tieman began his play-by-play career in 1970 as the voice of Miami (Ohio) University. His career has spanned radio and television, including the Big Ten Conference Basketball "Game of the Week," Big Ten football and national radio broadcasts of the Citrus Bowl, Motor City Bowl, International Bowl and Blue-Gray All-Star Classic. He has served as a television sports director and hosted numerous syndicated radio series, including the award-winning "This Week in College Basketball." During the season, Tieman hosts a daily three-minute radio series "Time Out with Tom Izzo" featuring MSU head men's basketball coach Tom Izzo. Tieman has received four "Best Network Play-by-Play" awards from the Michigan Association of Broadcasters, and served as president of the DSBA for two years.

Former Spartan Matt Steigenga is in his sixth year providing commentary. Steigenga was a four-year letterwinner at Michigan State, totaling 1,296 points in his Spartan career, ranking 24th in MSU history. He ranks fifth in career blocks (97) and started 123 of the 124 games in which he played, ranking third in MSU history in career games started.

Adam Ruff is in his sixth season as broadcast host, while also serving as producer. Ruff has received 14 awards from the MAB.

In March 2013, the Spartan Sports Network became the most honored radio network in the state of Michigan at the Michigan Association of Broadcasters annual Broadcast Excellence Awards Dinner for the sixth year in a row. The Spartan Sports Network received nine awards for its programming and two for commercials. In just six years of eligibility, the network has totaled 44 awards for its programming in addition to six awards for commercials.

The Spartan Sports Network reaches 100 percent of the state's population, covering the state's 10 largest cities and top 10 rated markets.

## NETWORK AFFILIATES

Alma	WQBX-FM 104.9
Alpena	WKJZ-FM 94.9
Ann Arbor	WLBY-AM 1290
Bad Axe	WLEW-AM 1340
Battle Creek	WBCK-FM 95.3
Benton Harbor	WCSY-FM 103.7
Detroit	WJR-AM 760
Escanaba	WUPF-FM 107.3
Flint	WWCK-AM 1570
Gaylord	WMJZ-FM 101.5
Grand Haven	WGHN-FM 92.1
Grand Rapids	WBBL-FM 107.3
Greenville	WGLM-AM 1380
Hastings	WBCH-AM 1220
	WBCH-FM 100.1
Holland	WPNW-AM 1260
	WPNW-FM 96.5
Iron Mountain	WMJZ-FM 1450
Ishpeming	WUPG-FM 96.7
Jackson	WIBM-AM 1450
Kalamazoo	WKZO-AM 590
Lansing	WJIM-AM 1240
	WMMQ-FM 94.9
Ludington/Manistee	WLDN-FM 98.7
Midland	WLUN-FM 100.9
Newberry	WMJT-FM 96.7
Ontonagon	WUPY-FM 101.1
Petoskey	WJML-AM 1110
Port Huron	WPHM-AM 1380
Saginaw	WILZ-FM 104.5
Tawas City	WQLB-FM 103.3
Traverse City	WLDR-FM 101.9

\* Sirius/XM Radio

\* Streaming at [www.spartansportsnetwork.com](http://www.spartansportsnetwork.com)

## The Tom Izzo Show

The Spartan Sports Network will produce and distribute Tom Izzo's weekly radio show Monday nights from 7-8 p.m. The Spartan Sports Network, featuring 32 affiliates throughout the state, will broadcast the show from the Reno's East Side Sportsbar & Grill (1310 Abbott Road) in East Lansing. Coach Izzo provides an in-depth look at the Michigan State basketball program, and is joined by host Will Tieman and analyst Gus Ganakas.

## Spartan Basketball All-Access

"Spartan Basketball All-Access" provides fans with a behind-the-scenes, inside look at the Michigan State men's basketball program. The show will take viewers into the film room, the practice court, the post-game locker room, and on the road with the Spartans. "Spartan Basketball All-Access" will debut Mondays on FOX Sports Detroit, with re-airs throughout the week. In 2012, "Spartan Basketball All Access" earned an EMMY from The Michigan Chapter of the National Academy of Television Arts & Sciences (MI-NATAS) in the category of Sports Daily or Weekly Program for coverage of the Spartans return to Jenison Field House. Jacob Huber serves as producer/director.



# B TN / BIG TEN CONFERENCE



## Top Ten Things You Should Know About BTN

**1. BTN IS A NATIONAL NETWORK:** All BTN events are televised to a national audience, with BTN available to more than 90 million homes in the US and Canada and 20 countries internationally.

**2. EVENTS MORE THAN DOUBLED:** BTN is planning to air more than 900 HD events across all platforms in 2013-14, as well as original programming, studio shows and classic games. In 2007-08 (BTN's first year), BTN aired more than 400 live events as well as studio shows, original programming, classic games and coaches' shows.

**3. SEE EXTRA GAMES:** BTN uses "Extra Football Game Channels" to televise BTN football games occurring at the same time so fans can see the game they most want to watch regardless of where they live.

**4. TAKE BTN WITH YOU:** BTN subscribers whose providers offer BTN2Go, the 24/7 BTN simulcast, can access BTN anywhere, anytime via tablets, smartphones, and PCs along with on-demand access to BTN's deep archive of games and original programming and Extra Football Game Channels.

**5. FULL DIGITAL ACCESS:** Since launch, BTN has possessed the digital rights to all home events, and through the complete aggregation of each Big Ten university's digital content, BTN launched the Big Ten Digital Network in 2011, streaming hundreds of live events that are not televised on BTN.

**6. DEDICATED TO WOMEN'S SPORTS:** No other network devotes as much to women's sports as BTN. The network schedule annually features over 400 women's events. Each week during the academic year, the network airs the Big Ten Women's Sports Report, a program dedicated exclusively to the highlights and accomplishments of female Big Ten student-athletes.

**7. ON-THE-JOB EXPERIENCE:** BTN has provided hundreds of students an opportunity to participate in live sports production through Student U. Since 2009, Big Ten students on each campus have produced and announced hundreds of events, offering them a unique opportunity to gain real-world experience and for the network to train the production stars of tomorrow.

**8. EXCELLENCE ACKNOWLEDGED:** BTN has earned two Sports Emmy nominations for The Journey: Big Ten Basketball, and was also recognized with its first Edward R. Murrow Award in the category of excellence in sports reporting for its feature story on Brock Mealer.

**9. WHO GETS BTN? MILLIONS OF FANS:** BTN had virtually full distribution on expanded basic or equivalent level of service in its eight (now nine) Big Ten states by the start of the football season in 2008. (In terms of BTN's largest providers, Comcast came on board in June 2008, with Time Warner, Mediacom and Charter launching the network in late August 2008.) BTN currently has agreements with more than 300 affiliates.

**10. LIVING BIG, GIVING BACK:** BTNLive Big is a pro-social initiative that encourages Big Ten fans to act, serve and inspire through a television series that profiles alumni, students and supporters who are "living big" through their service to others. BTNLiveBig.com helps connect fans with causes they're passionate about.



## Honoring Legends Building Leaders

The mission of the Big Ten Conference has always been to excel athletically without compromising the priority our member institutions assign to their academic standards and to their commitment to student academic success. We seek to celebrate the many accomplishments of Big Ten Student athletes while continuously reinforcing each of our member institutions' high academic standards. Striking that important balance between academic and athletics is integral to the Big Ten's identity, and the Big Ten's "Honoring Legends. Building Leaders." campaign links directly to the Big Ten mission.

*\* The Big Ten Conference has led the nation in men's basketball attendance for 37 straight years.*

*\* Seven Big Ten teams were selected to participate in the 2013 NCAA Tournament, and combined to win 14 tournament games, with four teams advancing to the Sweet 16.*

*\* Eight of the 12 Big Ten teams won 20 or more games in 2012-13.*

*\* Big Ten programs have combined for 43 Final Four appearances, including four in the last five seasons.*

*\* The Big Ten led all conferences with five teams in the final USA Today Coaches poll, including four among the top 13.*





## COMPOSITE SCHEDULE

## December

- 31 Ohio State at Purdue - 1 p.m.  
Indiana at Illinois - 3 p.m.  
Michigan St. at Penn St. - 5 p.m.  
Nebraska at Iowa - 7 p.m.

## January

- 2 Wisconsin at Northwestern - 7 p.m.  
Michigan at Minnesota - 7 p.m.  
4 Nebraska at Ohio State - Noon  
Michigan State at Indiana - 2 p.m.  
Penn State at Illinois - 2:15 p.m.  
5 Iowa at Wisconsin - 7:30 p.m.  
Purdue at Minnesota - TBD  
Northwestern at Michigan - TBD  
7 Ohio St. at Michigan St. - 9 p.m.  
8 Minnesota at Penn State - 7 p.m.  
Illinois at Wisconsin - 9 p.m.  
9 Michigan at Nebraska - Noon  
Northwestern at Iowa - 9 p.m.  
11 Indiana at Penn State - Noon  
Minnesota at Michigan St. - 2:15 p.m.  
12 Nebraska at Purdue - TBD  
Iowa at Ohio State - TBD  
Illinois at Northwestern - 7:30 p.m.  
14 Wisconsin at Indiana - 7 p.m.  
Penn State at Michigan - 8 p.m.  
15 Michigan St. at Northwestern - 7 p.m.  
Purdue at Illinois - 9 p.m.  
16 Ohio State at Minnesota - 9 p.m.  
18 Northwestern at Indiana - 2:30 p.m.  
Michigan at Nebraska - 6 p.m.  
Penn State at Purdue - 7 p.m.  
Michigan State at Illinois - 8 p.m.  
19 Minnesota at Iowa - 1 p.m.  
20 Ohio State at Nebraska - 7 p.m.  
21 Indiana at Michigan State - 7 p.m.  
Purdue at Northwestern - 9 p.m.  
22 Iowa at Michigan - 7 p.m.  
Wisconsin at Minnesota - 9 p.m.  
23 Illinois at Ohio State - 7 p.m.  
Nebraska at Penn State - 8 p.m.  
25 Iowa at Northwestern - Noon  
Wisconsin at Purdue - 5 p.m.  
Michigan at Michigan St. - 7 p.m.  
26 Illinois at Indiana - 3 p.m.  
Minnesota at Nebraska - 6 p.m.  
28 Michigan State at Iowa - 7 p.m.  
29 Penn State at Ohio State - 7 p.m.  
Northwestern at Wisconsin - 9 p.m.  
30 Indiana at Nebraska - 8:15 p.m.  
Purdue at Michigan - 9 p.m.

## February

- 1 Ohio State at Wisconsin - Noon  
Northwestern at Minnesota - 2 p.m.  
Iowa at Illinois - 7:30 p.m.  
2 Purdue at Penn State - 11:30 a.m.  
Michigan at Indiana - 1 p.m.  
4 Ohio State at Iowa - 7 p.m.  
Wisconsin at Illinois - 9 p.m.  
5 Nebraska at Michigan - 6:30 p.m.  
Minnesota at Purdue - 8:30 p.m.  
6 Penn St. at Michigan St. - 9 p.m.  
8 Nebraska at Northwestern - 1 p.m.  
Michigan at Iowa - 2 p.m.

- Purdue at Ohio State - 6 p.m.  
Indiana at Minnesota - 8:15 p.m.  
9 Michigan State at Wisconsin - 1 p.m.  
Illinois at Penn State - 4:15 p.m.  
11 Michigan at Ohio State - 9 p.m.  
12 Penn State at Indiana - 7 p.m.  
Illinois at Nebraska - 9 p.m.  
13 Northwestern at Michigan St. - 7 p.m.  
Minnesota at Wisconsin - 9 p.m.  
15 Iowa at Penn State - 1 p.m.  
Indiana at Purdue - 4 p.m.  
Ohio State at Illinois - 8 p.m.  
16 Wisconsin at Michigan - 1 p.m.  
Nebraska at Michigan St. - 3 p.m.  
Minnesota at Northwestern - 6 p.m.  
18 Iowa at Indiana - 9 p.m.  
19 Northwestern at Ohio St. - 7 p.m.  
Illinois at Minnesota - 9 p.m.  
20 Michigan St. at Purdue - 7 p.m.  
Penn State at Nebraska - 7 p.m.  
22 Wisconsin at Iowa - Noon  
Minnesota at Ohio St. - 6/8 p.m.  
22/23 Indiana at Northwestern - TBD  
23 Michigan St. at Michigan - TBD  
Purdue at Nebraska - TBD  
25 Iowa at Minnesota - 7 p.m.  
Indiana at Wisconsin - 9 p.m.  
26 Michigan at Purdue - 7 p.m.  
Nebraska at Illinois - 9 p.m.  
27 Ohio State at Penn State - 7 p.m.

## March

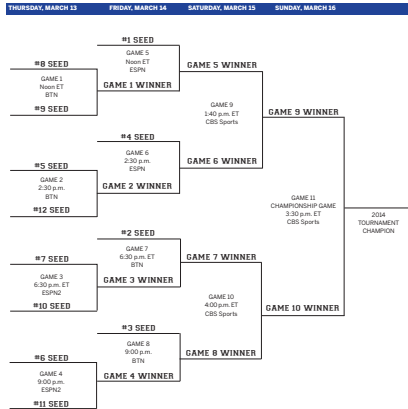
- 1 Illinois at Michigan State - 2 p.m.  
Northwestern at Nebraska - 5 p.m.  
Minnesota at Michigan - 6 p.m.  
1/2 Purdue at Iowa - TBD  
2 Wisconsin at Penn State - TBD  
Ohio State at Indiana - TBD  
4 Michigan at Illinois - 7 p.m.  
5 Nebraska at Indiana - 7 p.m.  
Purdue at Wisconsin - 9 p.m.  
6 Penn State at Northwestern - 7 p.m.  
Iowa at Michigan State - 9 p.m.  
8 Indiana at Michigan - 6 p.m.  
8/9 Illinois at Iowa - TBD  
Northwestern at Purdue - TBD  
Penn State at Minnesota - TBD  
9 Michigan State at Ohio State - TBD  
Wisconsin at Nebraska - TBD



## Final Four

Arlington, Texas  
Cowboys Stadium  
Big 12 Conference (Host)  
April 5 & 7

## 2014 BIG TEN MEN'S BASKETBALL TOURNAMENT



## 2014 NCAA TOURNAMENT

## First Round

Dayton, Ohio  
University of Dayton Arena  
University of Dayton (Host)  
March 18 & 19

## Second/Third Rounds

Buffalo, N.Y.  
First Niagara Center  
Metro Atlantic Athletic Conf. (Host)  
March 20 & 22  
Milwaukee, Wis.  
BMO Harris Bradley Center  
Marquette University (Host)  
March 20 & 22  
Orlando, Fla.  
Amway Center  
Stetson University (Host)  
March 20 & 22  
Spokane, Wash.  
Spokane Veterans Mem. Arena  
Washington State Univ. (Host)  
March 20 & 22

Raleigh, N.C.  
PNC Arena  
North Carolina State Univ. (Host)  
March 21 & 23  
San Antonio, Texas  
AT&T Center  
University of Texas-San Antonio (Host)  
March 21 & 23  
San Diego, Calif.  
Viejas Arena  
San Diego State University (Host)  
March 21 & 23  
St. Louis, Mo.  
Scottrade Center  
Missouri Valley Conference (Host)  
March 21 & 23

## Regionals

**South Regional**  
Memphis, Tenn.  
FedEx Forum  
University of Memphis (Host)  
March 27 & 29

**Midwest Regional**  
Indianapolis, Ind.  
Lucas Oil Stadium  
IUPUI/Horizon League (Hosts)  
March 28 & 30

## West Regional

Anaheim, Calif.  
Honda Center  
Big West Conference (Host)  
March 27 & 29

## East Regional

New York, N.Y.  
Madison Square Garden  
St. John's/Big East Conf. (Hosts)  
March 28 & 30



# OPPONENT INFORMATION

**M**  
**McNEESE STATE**  
**mcneesports.com**  
 Head Coach: Dave Simmons (128-144 overall)  
 Nov. 8 - East Lansing  
 SID: Matthew Bonnette  
 wbonnette@mcneese.edu (337) 475-5207

**UK**  
**KENTUCKY**  
**ukathletics.com**  
 Head Coach: John Calipari (526-164 overall)  
 Nov. 12 - Chicago  
 SID: John Hayden  
 jhayd2@email.uky.edu (859) 257-8429

**COLUMBIA**  
**gocolumbiaions.com**  
 Head Coach: Kyle Smith (42-44 overall)  
 Nov. 15 - East Lansing  
 SID: Mike Kowalsky  
 mk3531@columbia.edu (212) 854-7064

**PORTLAND**  
**portlandpilots.com**  
 Head Coach: Eric Reveno (96-126 overall)  
 Nov. 18 - East Lansing  
 SID: Jason Brough  
 brough@up.edu (503) 943-8439

**VT**  
**VIRGINIA TECH**  
**hokiesports.com**  
 Head Coach: James Johnson (13-19 overall)  
 Nov. 22 - Brooklyn  
 SID: Bill Dyer  
 wdye@vt.edu (540) 231-8852

**OU**  
**OKLAHOMA**  
**soonersports.com**  
 Head Coach: Lon Kruger (514-332 overall)  
 Nov. 23 - Brooklyn  
 Possible  
 SID: Mike Houck  
 mhouck@ou.edu (405) 249-5892

**SETON HALL**  
**shupirates.com**  
 Head Coach: Kevin Willard (94-98 overall)  
 Nov. 23 - Brooklyn  
 Possible  
 SID: Stephen Dombroski  
 stephen.dombroski@shu.edu (973) 761-9493

**THE MOUNT**  
**MOUNT ST. MARY'S**  
**mountathletics.com**  
 Head Coach: Jamion Christian (18-14 overall)  
 Nov. 29 - East Lansing  
 SID: Mark Vandergrift  
 vandergrift@msmary.edu (301) 447-5384

**NC**  
**NORTH CAROLINA**  
**goheels.com**  
 Head Coach: Roy Williams (700-180 overall)  
 Dec. 4 - East Lansing  
 SID: Steve Kirschner  
 skirschner@unc.unc.edu (919) 962-7258

**OU**  
**OAKLAND**  
**ougrizzlies.com**  
 Head Coach: Greg Kampe (506-366 overall)  
 Dec. 14 - Auburn Hills  
 SID: Scott MacDonald  
 macdonald2@oakland.edu (248) 370-4008

**UNF**  
**NORTH FLORIDA**  
**unfospreys.com**  
 Head Coach: Matthew Driscoll (83-149 overall)  
 Dec. 17 - East Lansing  
 SID: Brian Morgan  
 b.morgan@unf.edu (904) 620-4027

**UT**  
**TEXAS**  
**texassports.com**  
 Head Coach: Rick Barnes (540-289 overall)  
 Dec. 21 - Austin  
 SID: Scott McConnell  
 sm@utexas.edu (512) 471-1345

**NO**  
**NEW ORLEANS**  
**unoprivateers.com**  
 Head Coach: Mark Slessinger (61-58 overall)  
 Dec. 28 - East Lansing  
 SID: TBA

**PS**  
**PENN STATE**  
**gopsusports.com**  
 Head Coach: Patrick Chambers (64-69 overall)  
 Dec. 31 - Univ. Park  
 Feb. 6 - East Lansing  
 SID: Alissa Clendenen  
 TBA (814) 865-1757

**IND**  
**INDIANA**  
**iuhoosiers.com**  
 Head Coach: Tom Crean (274-178 overall)  
 Jan. 4 - Bloomington  
 Jan. 21 - East Lansing  
 SID: J.D. Campbell  
 jc56@indiana.edu (812) 322-1437

**OSU**  
**OHIO STATE**  
**ohiostatebuckeyes.com**  
 Head Coach: Thad Matta (352-104 overall)  
 Jan. 7 - East Lansing  
 March 9 - Columbus  
 SID: Dan Wallenberg  
 wallenberg.1@osu.edu (614) 292-6861

**MINN**  
**MINNESOTA**  
**gophersports.com**  
 Head Coach: Richard Pitino (18-14 overall)  
 Jan. 11 - East Lansing  
 SID: Matt Slieter  
 slieter@umn.edu (612) 625-4389

**NW**  
**NORTHWESTERN**  
**nusports.com**  
 Head Coach: Chris Collins (First season)  
 Jan. 15 - Evanston  
 Feb. 13 - Columbus  
 SID: Nick Brilowski  
 brilowski@northwestern.edu (847) 467-3831

**ILL**  
**ILLINOIS**  
**fightingillini.com**  
 Head Coach: John Groce (108-69 overall)  
 Jan. 18 - Champaign  
 March 1 - East Lansing  
 SID: Derrick Burson  
 burson@illinois.edu (217) 333-1391

**MICH**  
**MICHIGAN**  
**mgoblue.com**  
 Head Coach: John Beilein (673-403 overall)  
 Jan. 25 - East Lansing  
 Feb. 23 - Ann Arbor  
 SID: Tom Wywrot  
 twywrot@umich.edu (734) 647-1268

**IOWA**  
**hawkeyesports.com**  
 Head Coach: Fran McCaffery (305-227 overall)  
 Jan. 28 - Iowa City  
 March 6 - East Lansing  
 SID: Matthew Weitzel  
 matthew-weitzel@uiowa.edu (319) 355-9411

**GEOR**  
**GEORGETOWN**  
**guhoyas.com**  
 Head Coach: John Thompson III (209-89 overall)  
 Feb. 1 - New York City  
 SID: Mex Carey  
 mbc32@georgetown.edu (202) 687-2475

**WISCONSIN**  
**uwbadgers.com**  
 Head Coach: Bo Ryan (674-216 overall)  
 Feb. 9 - Madison  
 SID: Patrick Herb  
 pah@athletics.wisc.edu (608) 890-2477

**NEBRASKA**  
**huskers.com**  
 Head Coach: Tim Miles (298-238 overall)  
 Feb. 16 - East Lansing  
 SID: Shamus McKnight  
 smcknight@huskers.com (402) 472-7772

**PURDUE**  
**purduesports.com**  
 Head Coach: Matt Painter (201-100 overall)  
 Feb. 20 - W. Lafayette  
 SID: Chris Forman  
 cforman@purdue.edu (765) 494-3201

# TV/RADIO ROSTER



**#0**  
**Russell Byrd**  
G, 6-7, R-Jr.  
Ft. Wayne, Ind.  
Blackhawk Christian



**#2**  
**Alex Gauna**  
F, 6-9, R-Jr.  
Eaton Rapids, Mich.  
Eaton Rapids



**#3**  
**Alvin Ellis III**  
G, 6-4, Fr.  
Matteson, Ill.  
Chicago De La Salle



**#5**  
**Adreian Payne**  
C, 6-10, Sr.  
Dayton, Ohio  
Jefferson Township



**#10**  
**Matt Costello**  
F, 6-9, So.  
Bay City, Mich.  
Bay City Western



**#11**  
**Keith Appling**  
G, 6-1, Sr.  
Detroit, Mich.  
Pershing



**#13**  
**Trevor Bohnhoff**  
F, 6-7, So.  
Saginaw, Mich.  
Nouvel



**#14**  
**Gary Harris**  
G, 6-4, So.  
Fishers, Ind.  
Hamilton Southeastern



**#15**  
**Keenan Wetzel**  
G, 6-4, R-Jr.  
Monroe, Mich.  
St. Mary Catholic Central



**#20**  
**Travis Trice**  
G, 6-0, Jr.  
Huber Heights, Ohio  
Wayne



**#22**  
**Branden Dawson**  
G/F, 6-6, Jr.  
Gary, Ind.  
Lew Wallace



**#30**  
**Kenny Kaminski**  
F, 6-8, R-Fr.  
Medina, Ohio  
Medina



**#34**  
**Gavin Schilling**  
F, 6-9, Fr.  
Chicago, Ill.  
Findlay Prep



**#40**  
**Dan Chapman**  
G, 6-3, Sr.  
Okemos, Mich.  
Okemos



**#41**  
**Colby Wollenman**  
F, 6-7, R-So.  
Big Horn, Wyo.  
Big Horn



**#45**  
**Denzel Valentine**  
G, 6-5, So.  
Lansing, Mich.  
Sexton



**Tom Izzo**  
Head Coach  
19th Season



**Dwayne Stephens**  
Associate Head Coach  
11th Season



**Mike Garland**  
Assistant Coach  
14th Season



**Dane Fife**  
Assistant Coach  
3rd Season



# SPARTANS™

MICHIGAN STATE  
UNIVERSITY