

MICHIGAN STATE

2014-15 SPARTAN BASKETBALL MEDIA GUIDE



20 YEARS of IZZO

1995-96 TO 2014-15

2000 NCAA CHAMPIONSHIP

SEVEN BIG TEN CHAMPIONSHIPS

FOUR BIG TEN TOURNAMENT CHAMPIONSHIPS

NATION'S BEST SIX FINAL FOURS IN LAST 16 YEARS


LIFETIME MEMORIES



44 GRADUATES SINCE 2000



SPARTAN FAMILY



RELATIONSHIPS THAT LAST A LIFETIME



15 NBA DRAFTEES - 14 SINCE 2000



| | | | | | |
|------------------------------|--------------|---------------------------------|----------------|--------------------------------|----------------|
| 2014-15 Schedule | 4 | 2013-14 SEASON IN REVIEW | 67-98 | Year-By-Year Statistics | 142-143 |
| COACHING STAFF | 5-20 | 2013-14 Results | 68 | Yearly Attendance | 144 |
| Tom Izzo | 6-13 | 2013-14 Box Scores | 69-96 | All-Time Coaching Records | 145 |
| Dwayne Stephens | 14 | 2013-14 Statistics | 97 | Year-By-Year Results | 146-164 |
| Mike Garland | 15 | 2013-14 Big Ten Recap | 98 | All-Time Record Vs. Opp. | 165-175 |
| Dane Fife | 16 | HISTORY AND TRADITION | 99-118 | All-Time Letterwinners | 176-180 |
| Pauga/Ferguson/Herner | 17 | 1979 NCAA Champions | 100 | POSTSEASON HISTORY | 181-196 |
| Sawyer/Vorkapich | 18 | 2000 NCAA Champions | 101 | Big Ten Tournament History | 182-183 |
| Support Staff | 19 | Big Ten Championship Teams | 102-103 | Big Ten Tournament Records | 184 |
| Managers | 20 | All-Americans | 104-108 | NCAA Tournament History | 185-186 |
| 2014-15 SPARTANS | 21-66 | Retired Jerseys | 109 | NCAA Tournament Records | 187 |
| 2014-15 Outlook | 22-25 | Honors and Awards | 110-113 | NCAA Tournament Factoids | 188 |
| Javon Bess | 26-27 | Current Spartans In The NBA | 114 | 1957 Final Four | 189 |
| Trevor Bohnhoff | 28-29 | Spartans In The NBA | 115 | 1979 Final Four | 190 |
| Marvin Clark Jr. | 30-31 | Spartan NBA Draft Picks | 116 | 1999 Final Four | 191 |
| Matt Costello | 32-33 | USA Basketball | 117 | 2000 Final Four | 192 |
| Branden Dawson | 34-37 | All-Time Captains | 118 | 2001 Final Four | 193 |
| Alvin Ellis III | 38-39 | SPARTAN RECORDS | 119-180 | 2005 Final Four | 194 |
| Bryn Forbes | 40-41 | Scoring Records | 120-121 | 2009 Final Four | 195 |
| Kenny Goins | 42-43 | 1,000-Point Scorers | 122-127 | 2010 Final Four | 196 |
| Eron Harris | 44-45 | Rebounding Records | 128-129 | MEDIA INFORMATION | 197-207 |
| Lourawls "Tum Tum" Nairn Jr. | 46-47 | Field-Goal Records | 129-130 | Board of Trustees/President | 198 |
| Gavin Schilling | 48-49 | Free-Throw Records | 131-132 | Athletics Director Mark Hollis | 199-200 |
| Travis Trice | 50-53 | 3-Point Field Goal Records | 132-133 | Breslin Center Information | 201 |
| Denzel Valentine | 54-57 | Assist/Steal/Block Records | 134-135 | Media Information | 202 |
| Keenan Wetzel | 58-59 | Miscellaneous Records | 136 | Spartan Sports Network | 203 |
| Colby Wollenman | 60-61 | Freshman Records | 137 | BTN/Big Ten Conference | 204 |
| Game-By-Game Stats | 62-66 | Opponent Records | 138 | Composite Schedule | 205 |
| | | Breslin Center Records | 139 | Opponent Information | 206 |
| | | All-Time Summary | 140-141 | TV/Radio Roster | 207 |

2014-15 MICHIGAN STATE ROSTER

| NO. | NAME | POS. | HT. | WT. | CLASS | HOMETOWN/HIGH SCHOOL |
|-----|------------------------------|------|------|-----|-------|---|
| 0 | Marvin Clark Jr. | F | 6-6 | 230 | Fr. | Kansas City, Mo./Sunrise Christian Academy (Bel Aire, Kan.) |
| 2 | Javon Bess | G | 6-5 | 215 | Fr. | Columbus, Ohio/Gahanna Lincoln |
| 3 | Alvin Ellis III | G | 6-4 | 210 | So. | Matteson, Ill./Chicago De La Salle |
| 5 | Bryn Forbes | G | 6-3 | 180 | Jr. | Lansing, Mich./Sexton (Cleveland State) |
| 10 | Matt Costello | F | 6-9 | 245 | Jr. | Linwood, Mich./Bay City Western |
| 11 | Lourawls "Tum Tum" Nairn Jr. | G | 5-10 | 170 | Fr. | Nassau, Bahamas/Sunrise Christian Academy (Bel Aire, Kan.) |
| 13 | Trevor Bohnhoff | F | 6-7 | 225 | Jr. | Saginaw, Mich./Nouvel |
| *14 | Eron Harris | G | 6-3 | 180 | Jr. | Indianapolis, Ind./Lawrence North (West Virginia) |
| 15 | Keenan Wetzel | G | 6-4 | 210 | R-Sr. | Monroe, Mich./St. Mary Catholic Central |
| 20 | Travis Trice | G | 6-0 | 175 | Sr. | Huber Heights, Ohio/Wayne |
| 22 | Branden Dawson | F | 6-6 | 225 | Sr. | Gary, Ind./Lew Wallace |
| 25 | Kenny Goins | F | 6-6 | 215 | Fr. | Troy, Mich./Warren Mott |
| 34 | Gavin Schilling | F | 6-9 | 240 | So. | Chicago, Ill./Findlay Prep (Henderson, Nev.) |
| 41 | Colby Wollenman | F | 6-7 | 230 | R-Jr. | Big Horn, Wyo./Big Horn |
| 45 | Denzel Valentine | G | 6-5 | 220 | Jr. | Lansing, Mich./Sexton |

* Must sit out the 2014-15 season due to NCAA transfer rules

HEAD COACH: Tom Izzo (20th Year)

ASSOCIATE HEAD COACH: Dwayne Stephens (12th Year)

ASSISTANT COACHES: Mike Garland (15th Year), Dane Fife (4th Year)

DIRECTOR OF BASKETBALL OPERATIONS: Kevin Pauga

VIDEO COORDINATOR: Brett Ferguson

ASSISTANT VIDEO COORDINATOR: Doug Herner

ATHLETIC TRAINER: Quinton Sawyer

EQUIPMENT MANAGER: Dave Pruder

STRENGTH & CONDITIONING COACH: Mike Vorkapich

GRADUATE MANAGERS: Drew Valentine & Mike Pires

PRONUNCIATION GUIDE

| | |
|-------------------------------------|---|
| Javon Bess | Juh-VAUGHN |
| Trevor Bohnhoff | BON-hoff |
| Bryn Forbes | Rhymes with win |
| Kenny Goins | Rhymes with coins |
| Eron Harris | Aaron |
| Lourawls "Tum Tum" Nairn Jr. | One syllable (Nair rhymes with hair) |
| Colby Wollenman | WALL-en-munn |



QUICK FACTS

UNIVERSITY INFORMATION

| | |
|----------------------------|----------------------------------|
| Location | East Lansing, Mich. |
| Enrollment | 49,300 |
| Founded | 1855 |
| Nickname | Spartans |
| Colors | Green and White |
| President | Dr. Lou Anna K. Simon |
| Athletics Director | Mark Hollis |
| Department Phone | (517) 355-1623 |
| Conference | Big Ten |
| Arena/Capacity | Breslin Center/14,797 |
| All-Time Record at Breslin | 339-50/Since 1989 |
| Press Row Phone | (517) 353-1626 |
| Ticket Office Phone | (517) 355-1610 or 1-800-GO-STATE |

COACHING STAFF

| | |
|----------------------|---------------------------------------|
| Head Coach | Tom Izzo (Northern Michigan, '77) |
| MSU Record/Years | 468-187/19 |
| Overall Record/Years | 468-187/19 |
| Associate Head Coach | Dwayne Stephens (Mich. St., '93) |
| Assistant Coach | Mike Garland (Northern Michigan, '77) |
| Assistant Coach | Dane Fife (Indiana, 2002) |

| | |
|-----------------------------------|---------------------------------|
| Director of Basketball Operations | Kevin Pauga |
| Video Coordinator | Brett Ferguson |
| Assistant Video Coordinator | Doug Herner |
| Basketball Secretaries | Lori Soderberg/Victoria Wickens |
| Equipment Manager | Dave Pruder |
| Athletic Trainer | Quinton Sawyer |
| Strength & Conditioning Coach | Mike Vorkapich |

| | |
|----------------------------|--|
| Basketball Office Phone | (517) 355-1643 |
| Basketball Office Fax | (517) 432-1018 |
| Basketball Mailing Address | 534 Birch Road Room 150 East Lansing, MI 48824 |

ATHLETIC COMMUNICATIONS

| | |
|---------------------------------------|---|
| New Media Director/Basketball Contact | Matt Larson |
| Office Phone | (517) 355-2271 |
| Office Fax | (517) 353-9636 |
| E-mail | larson@ath.msu.edu |
| Web Site | msuspartans.com |
| Mailing Address | 534 Birch Road Room Z-22 East Lansing, MI 48824 |

| | |
|----------------|------------------------|
| Radio Network | Spartan Sports Network |
| Contact Person | Will Tieman |
| Phone | (517) 699-2200 |



@msu_basketball



MSUAthletics



MSUSpartanAthletics



@MSU_Spartans

TEAM INFORMATION

| | |
|-------------------------------|-------------------------------|
| 2013-14 Overall Record | 29-9 |
| 2013-14 Home Record | 12-4 |
| 2013-14 Road Record | 7-3 |
| 2013-14 Neutral Record | 10-2 |
| 2013-14 Big Ten Record/Finish | 12-6/T-2nd |
| 2013-14 Big Ten Home Record | 6-3 |
| 2013-14 Big Ten Road Record | 6-3 |
| Final 2014 Ranking | ESPN/USA Today - #8; AP - #11 |
| 2014 Postseason | NCAA Tournament Elite Eight |
| Returning Starters | 2 (1 G, 1 F) |
| Letterwinners Returning | 9 (4 G, 5 F) |
| Letterwinners Lost | 7 (4 G, 3 F) |

| | |
|-----------|--|
| Returners | Brandon Dawson (Sr., G/F, 11.2 ppg, 8.3 rpg) Denzel Valentine (Jr., G, 8.0 ppg, 6.0 rpg) Travis Trice (Sr., G, 7.3 ppg, 2.3 apg) 5 (2 G, 3 F) |
|-----------|--|

| | |
|-----------|---|
| Newcomers | Javon Bess (G, 6-5, 205, Fr., Columbus, Ohio) Marvin Clark Jr. (F, 6-6, 225, Fr., Kansas City, Mo.) Bryn Forbes (G, 6-3, 175, Jr., Lansing, Mich.) Kenny Goins (F, 6-6, 215, Fr., Troy, Mich.) Lourawls "Tum Tum" Naim Jr. (G, 5-10, 170, Fr., Nassau, Bahamas) |
|-----------|---|

PROGRAM HISTORY

| | |
|-----------------------------|-------------|
| First Season of Competition | 1898-99 |
| All-Time Record | 1,592-1,048 |

| | |
|------------------|--|
| NCAA Appearances | 28 (1957, 1959, 1978, 1979, 1985, 1986, 1990, 1991, 1992, 1994, 1995, 1998, 1999, 2000, 2001, 2002, 2003, 2004, 2005, 2006, 2007, 2008, 2009, 2010, 2011, 2012, 2013, 2014) |
|------------------|--|

| | |
|------------------------|---|
| Final Four Appearances | 8 (1957, 1979, 1999, 2000, 2001, 2005, 2009, 2010) |
|------------------------|---|

| | |
|------------------------|----------------|
| NCAA Tournament Record | 59-27 |
| NCAA Championships | 2 (1979, 2000) |

| | |
|-----------------------|--|
| Big Ten Championships | 13 (1957, 1959, 1967, 1978, 1979, 1990, 1998, 1999, 2000, 2001, 2009, 2010, 2012) |
|-----------------------|--|

| | |
|----------------------------------|-------------------------------|
| Big Ten Tournament Championships | 4 (1999, 2000, 2012, 2014) |
|----------------------------------|-------------------------------|

CREDITS - The 2014-15 Michigan State Men's Basketball Media Guide is a production of the MSU Athletic Communications Office. Written, compiled and edited by New Media Director Matt Larson. Cover, template and player bio design by Terry Sieting, Traction, Lansing, Michigan. Editorial assistance from Athletic Communication Assistant Directors Jeff Barnes, Kara Fisher, and Ben Phlegar, and Jim Donatelli, MSU Sales and Marketing. Additional assistance provided by Athletic Communications Student Assistants Nick Barnowski, Tyler Beck, Matt Bontorin, T.J. George, Brock Lewandowski, Natalie Puckett, Erin Scott, Ryan Smith, Hanna Sprague, Jared Unatin. Publication layout by Matt Larson. Photos courtesy of Matthew Mitchell/Matthew Mitchell Photography; Dale Young/Detroit News; Rey Del Rio/Del Rio Images; NBA Photos; Bruce Schwartzman/Schwartzman Sports Photography; USA Basketball. Printing by BRD Printing, Lansing, Michigan.

NOVEMBER

| | | | | |
|------------------------|----|---|---------------------|-------------|
| Mon. | 3 | THE MASTER'S COLLEGE (exhibition) (BTN Plus) | East Lansing, Mich. | 7 p.m. |
| Fri. | 7 | ST. CLOUD STATE (exhibition) (BTN Plus) | East Lansing, Mich. | 8 p.m. |
| Fri. | 14 | at Navy (Veterans Classic) (CBS Sports Network) | Annapolis, Md. | 9 p.m. |
| Tues. | 18 | vs. Duke (Champions Classic) (ESPN) | Indianapolis, Ind. | 7 p.m. |
| Fri. | 21 | LOYOLA (CHICAGO) (BTN) | East Lansing, Mich. | 7 p.m. |
| ORLANDO CLASSIC | | | | |
| Mon. | 24 | SANTA CLARA (BTN) | East Lansing, Mich. | 7 p.m. |
| Thurs. | 27 | vs. Rider (ESPN2) | Kissimmee, Fla. | 6:30 p.m. |
| Fri. | 28 | vs. Georgia Tech/Marquette (ESPNU/ESPN2) | Kissimmee, Fla. | 6:30/9 p.m. |
| Sun. | 30 | vs. Kansas/Rhode Island/Santa Clara/Tennessee (TBA) | Kissimmee, Fla. | TBA |

DECEMBER

| | | | | |
|-------|----|---|---------------------|-----------|
| Wed. | 3 | at Notre Dame (ACC/Big Ten Challenge) (ESPN2) | Notre Dame, Ind. | 7:15 p.m. |
| Sat. | 6 | ARKANSAS-PINE BLUFF (BTN) | East Lansing, Mich. | 2:15 p.m. |
| Sun. | 14 | OAKLAND (ESPNU) | East Lansing, Mich. | 8 p.m. |
| Wed. | 17 | EASTERN MICHIGAN (BTN) | East Lansing, Mich. | 9 p.m. |
| Sat. | 20 | TEXAS SOUTHERN (ESPNU) | East Lansing, Mich. | 5 p.m. |
| Mon. | 22 | THE CITADEL (BTN Plus) | East Lansing, Mich. | 6 p.m. |
| Tues. | 30 | MARYLAND (ESPN2) | East Lansing, Mich. | 5 p.m. |

JANUARY

| | | | | |
|--------|----|---------------------------|---------------------|----------|
| Mon. | 5 | INDIANA (BTN) | East Lansing, Mich. | 7 p.m. |
| Thurs. | 8 | at Iowa (ESPN/ESPN2) | Iowa City, Iowa | 7 p.m. |
| Sun. | 11 | NORTHWESTERN (BTN) | East Lansing, Mich. | TBA |
| Sat. | 17 | at Maryland (CBS) | College Park, Md. | 4 p.m. |
| Wed. | 21 | PENN STATE (BTN) | East Lansing, Mich. | 7 p.m. |
| Sat. | 24 | at Nebraska (ESPN/ESPN2) | Lincoln, Neb. | 4/7 p.m. |
| Tues. | 27 | at Rutgers (BTN) | Piscataway, N.J. | 9 p.m. |

FEBRUARY

| | | | | |
|--------|----|--------------------------------|---------------------|-----------|
| Sun. | 1 | MICHIGAN (CBS) | East Lansing, Mich. | 1 p.m. |
| Sat. | 7 | ILLINOIS (ESPN/ESPN2) | East Lansing, Mich. | 12 p.m. |
| Tues. | 10 | at Northwestern (BTN) | Evanston, Ill. | 7 p.m. |
| Sat. | 14 | OHIO STATE (ESPN/ESPN2) | East Lansing, Mich. | 12 p.m. |
| Tues. | 17 | at Michigan (ESPN) | Ann Arbor, Mich. | 9 p.m. |
| Sun. | 22 | at Illinois (BTN) | Champaign, Ill. | 7:30 p.m. |
| Thurs. | 26 | MINNESOTA (BTN) | East Lansing, Mich. | 7 p.m. |

MARCH

| | | | | |
|------------|-------|---|---------------------|-------------|
| Sun. | 1 | at Wisconsin (CBS/BTN) | Madison, Wis. | 4/7:30 p.m. |
| Wed. | 4 | PURDUE (BTN) | East Lansing, Mich. | 8 p.m. |
| Sat. | 7 | at Indiana (ESPN/ESPN2) | Bloomington, Ind. | TBA |
| Wed.-Sun. | 11-15 | Big Ten Tournament | Chicago, Ill. | |
| Tues.-Wed. | 17-18 | NCAA Tournament - First Round | | |
| Thur.-Sun. | 19-22 | NCAA Tournament - Second & Third Rounds | | |
| Thur.-Sun. | 26-29 | NCAA Tournament - Regionals | | |

APRIL

| | | |
|-------------------|-----------------|--------------------|
| Sat. & Mon. 4 & 6 | NCAA Final Four | Indianapolis, Ind. |
|-------------------|-----------------|--------------------|

Home games (**BOLD**) played at the Breslin Center
 Game times are Eastern Standard Time and subject to change





COACHING STAFF

NATION'S BEST SIX FINAL FOUR APPEARANCES IN 16 YEARS



HEAD COACH TOM IZZO

SPARTANS



***Eight Time National Coach of the Year • One NCAA Championship • Six Final Four Appearances
Seven Big Ten & Four Big Ten Tournament Championships • 17 Straight NCAA Tournaments
15 NBA Draft Picks, Including Eight First Rounders • Nine All-Americans, Two Academic All-Americans
Graduates 83% of Players that Complete Eligibility • Longest Serving Active Big Ten Coach
One of Five Coaches All-Time with Seven Big Ten Titles • MSU's All-Time Winningest Coach***

In two decades, head coach Tom Izzo has firmly cemented Michigan State among the elite programs in college basketball. In his 20th year directing the Spartans, Izzo has compiled an impressive list of accomplishments, including the 2000 NCAA National Championship, seven regular-season Big Ten Championships, four Big Ten Tournament titles, six Final Four appearances, eight National Coach of the Year awards and a Big Ten-best 17 straight NCAA Tournament appearances.

These accomplishments, however, are not what make Izzo one of the best in the game, but rather it is his insatiable desire to accomplish more.

With a career record of 468-187, it's easy to see that Izzo knows how to win, but he also knows how to win the right way. In his 19 years directing the Spartans program, 83 percent of his players who completed their eligibility also left with a degree. In the last 15 years, 44 Spartans have received their undergraduate degrees.

In 19 seasons, Izzo has returned Michigan State to national prominence, placed his name in the NCAA record books and become a leader among college basketball coaches.

Izzo's 468 wins are fourth most by any coach in his first 19 seasons in the history of college basketball. In November 2009, he passed his mentor Jud Heathcote (340 wins) to become MSU's all-time winningest coach. In the NCAA Tournament, Izzo wins at a clip of .724 to rank seventh among all active coaches with at least 10 tournament games coached.

IZZO CAREER COACHING RECORD

| YEAR | OVERALL | PCT. | BIG TEN | PCT. | FINISH | POSTSEASON |
|-----------------|----------------|-------------|----------------|-------------|--------|-------------------|
| 1995-96 | 16-16 | .500 | 9-9 | .500 | 7th | NIT Second Round |
| 1996-97 | 17-12 | .586 | 9-9 | .500 | T-6th | NIT Second Round |
| 1997-98 | 22-8 | .733 | 13-3 | .813 | T-1st | NCAA Sweet 16 |
| 1998-99 | 33-5 | .868 | 15-1 | .938 | 1st | NCAA Final Four |
| 1999-2000 | 32-7 | .821 | 13-3 | .813 | T-1st | NCAA Champion |
| 2000-01 | 28-5 | .848 | 13-3 | .813 | T-1st | NCAA Final Four |
| 2001-02 | 19-12 | .613 | 10-6 | .625 | 5th | NCAA First Round |
| 2002-03 | 22-13 | .629 | 10-6 | .625 | T-3rd | NCAA Elite Eight |
| 2003-04 | 18-12 | .600 | 12-4 | .750 | T-2nd | NCAA First Round |
| 2004-05 | 26-7 | .788 | 13-3 | .813 | 2nd | NCAA Final Four |
| 2005-06 | 22-12 | .647 | 8-8 | .500 | T-6th | NCAA First Round |
| 2006-07 | 23-12 | .657 | 8-8 | .500 | T-7th | NCAA Second Round |
| 2007-08 | 27-9 | .750 | 12-6 | .667 | 4th | NCAA Sweet 16 |
| 2008-09 | 31-7 | .816 | 15-3 | .833 | 1st | NCAA Runner Up |
| 2009-10 | 28-9 | .757 | 14-4 | .778 | T-1st | NCAA Final Four |
| 2010-11 | 19-15 | .559 | 9-9 | .500 | T-5th | NCAA Second Round |
| 2011-12 | 29-8 | .784 | 13-5 | .722 | T-1st | NCAA Sweet 16 |
| 2012-13 | 27-9 | .750 | 13-5 | .722 | T-2nd | NCAA Sweet 16 |
| 2013-14 | 29-9 | .784 | 12-6 | .667 | T-2nd | NCAA Elite Eight |
| 19 Years | 468-187 | .715 | 221-101 | .686 | | |



HEAD COACH TOM IZZO



Izzo led MSU to six Final Four appearances between 1999 and 2010, becoming just the fourth school in college basketball history to do it in any 12-year span, including just the third since the tournament field expanded to 64 teams in 1985. Izzo also became just the second coach in NCAA history to reach four Final Fours in his first 10 years of coaching, joining Ohio State's Fred Taylor, and is just the third coach in NCAA history to appear in six Final Fours in a 12-year span, and just the second since the tournament expanded to 64 teams. His six Final Four appearances rank tied for sixth all-time, fourth among active coaches and first all-time among Big Ten coaches, having most recently passed former Indiana head coach Bob Knight.

Through 19 seasons, Izzo is already one of the most successful coaches in Big Ten history. His .686 winning percentage in Big Ten games ranks fourth all-time among league coaches with at least 10 years of service, while in all games, Izzo ranks fourth (.715). With 221 conference victories, Izzo ranks fourth all-time. A win over Purdue on Jan. 5, 2013, made Izzo the third-winningest coach in Big Ten history, trailing only Knight (662 wins) and Purdue's Gene Keady (512 wins) for most wins at a Big Ten institution.

Furthermore, Izzo brings stability to Michigan State basketball. The 2014-15 season is Izzo's 32nd with the Spartans, as he is the longest serving active Big Ten men's basketball head coach. He is also a leader among his peers, serving as the NABC President from April 2010-April 2011, while serving on the John R. Wooden Award Board of Governors and the USA Basketball Collegiate Committee.

Over the past 17 seasons, Izzo has compiled an impressive 435-159 (.732) record. A quick look at other stats further demonstrates the Spartans' success over that stretch: 203-83 (.710) in the Big Ten; 242-26 (.903) at the Breslin Center, including a Big Ten record 53-game winning streak; 99-87 (.532) against Top 25 teams (including three wins over No. 1-ranked teams); 64-29 (.688) in postseason play and 42-16 (.724) in the NCAA Tournament.

Individually, players have excelled under Izzo. Nine Spartans (Charlie Bell, Mateen Cleaves, Paul Davis, Draymond Green, Gary Harris, Drew Neitzel, Adreian Payne, Morris Peterson and Jason Richardson) have earned some form of All-America honors (including honorable mention), as Green was named National Player of the Year by the National Association of Basketball Coaches (NABC) in 2012. Chris Hill was a three-time Academic All-American, while Neitzel also earned Academic All-America accolades. Twenty-six different players have earned all-conference recognition, including 11 different first-team honorees, four Big Ten Players of the Year (Cleaves, Green, Lucas, Peterson) and one Big Ten Freshman of the Year (Gary Harris).

One of the reasons for Izzo's success is his ability to recruit some of the nation's most talented high school players. During his time as head coach, Izzo has recruited 11 McDonald's All-Americans (Mateen Cleaves - 1996, Jason Richardson - 1999, Marcus Taylor and Zach Randolph - 2000, Kelvin Torbert - 2001, Paul Davis - 2002, Shannon Brown and Brandon Cotton - 2003, Keith Appling - 2010, Brandon Dawson - 2011, Gary Harris - 2012). In addition, eight of the last 16 Michigan Mr. Basketball award winners suited up for the Green and White (1999 - Richardson, 2000 - Taylor, 2001 - Torbert, 2002 - Davis, 2004 - Drew Neitzel, 2009 - Derrick Nix, 2010 - Appling, 2012 - Matt Costello), while Shannon Brown won the 2003 Illinois Mr. Basketball Award and Gary Harris won the 2012 Indiana Mr. Basketball Award.

But perhaps even more important to Izzo's success is his ability to take young talent and develop a player's skills, allowing him to grow as a player and go on to play professionally. Under Izzo, Michigan State has had 15 players selected in the NBA Draft, including 14 since 2000, eight of whom were first rounders (Mateen Cleaves - 2000 first round, Morris Peterson - 2000 first round, Jason Richardson - 2001 first round, Zach Randolph - 2001 first round, Andre Hutson - 2001 second round, Marcus Taylor - 2002 second round, Erazem Lorbek - 2005 second round, Shannon Brown - 2006 first round, Maurice Ager - 2006 first round, Paul Davis - 2006 second round, Goran Sutton - 2009 second round, Draymond Green - 2012 second round, Adreian Payne - 2014 first round, Gary Harris - 2014 first round). Ager, Cleaves, Davis, Harris, Payne, Richardson, Randolph and Taylor were all high school All-Americans, but Izzo took Hutson, Peterson and Sutton, who were not ranked in the top 75 coming out of high school, and turned them into NBA talent. In addition, Izzo-recruit Charlie Bell played in the NBA during the 2001-02 season after signing a free agent contract. After a successful stint overseas, Bell played seven more seasons in the NBA. Alan Anderson, a member of the 2005 Final Four team, signed a free agent contract and played two years with the Charlotte Bobcats and, after a stint in Europe, is in his fourth season

**HEAD COACH TOM IZZO****SPARTANS**

back in the NBA. Numerous other former Spartans have enjoyed lucrative professional careers playing overseas.

Izzo has also emerged as a teacher, not only to his players, but also his assistant coaches. Three current Division I head coaches all served as assistants to Izzo, including Tom Crean (Indiana), Brian Gregory (Georgia Tech), and Mark Montgomery (Northern Illinois). In total, eight former Izzo assistants have served as Division I head coaches. Current assistant Mike Garland spent three seasons as head coach at Cleveland State following an initial seven-year stint at MSU, while Stan Joplin was also head coach at Toledo for 12 seasons, Jim Boylen served as head coach at Utah for four seasons, while Stan Heath served as head coach at Kent State, Arkansas and South Florida over 13 seasons. Doug Wojcik spent nine seasons between Tulsa and College of Charleston.

The 2013-14 season was not short of highlights. It started early, with No. 2 MSU knocking off No. 1 Kentucky, 78-74, on Nov. 12 in Chicago, in what was the earliest game ever between No. 1 and No. 2. One week later, MSU ascended to No. 1 in the polls, a position it would hold for three weeks – establishing a school record for the longest stay at No. 1. In late November, the Spartans captured the Coaches Vs. Cancer Tournament in Brooklyn, marking MSU's first regular-season, neutral-site tournament championship since December 1998.

Injuries proved to be a common storyline during the 2013-14 campaign, as six different players, including each one of MSU's top four scorers, missed multiple games due to injury or illness for a total of 29 games missed. In 19 of 38 games, including 13 of 18 Big Ten contests, the Spartans were without their full allotment of players due to injury. In nine games, Michigan State was without two of its regular rotation players. In total, 11 different Spartans started at least one game, as Izzo employed 15 different starting lineups. The fluctuation led to inconsistent results through much of the Big Ten slate, but by the end of the regular season, MSU was getting healthy.

Playing at full strength, the Spartans played at a different level in the postseason, steamrolling through the Big Ten Tournament. In the quarterfinals, MSU led Northwestern by 18 points at halftime and cruised to a 67-51 victory. In the semifinals, Michigan State led Wisconsin, 43-26, at the half, and held off a late Badger rally for an 83-75 win. The championship game would feature the third meeting of the season between in-state rivals Michigan State and Michigan, marking the first time the Wolverines and Spartans would meet in the conference tournament. Although UM won the two regular-season meetings, this was the first time MSU would feature a complete roster. Midway through the first half, MSU would start to pull away, and then put the game out of reach early in the second half to capture the fourth tournament championship in school history with a 69-55 victory.

MSU entered the NCAA Tournament as the No. 4 seed in the East Region, but was also a popular pick to advance to the Final Four and even cut down the championship nets. In the second round, Adreian Payne scored an MSU NCAA Tournament record 41 points to defeat Delaware, 93-78. Two days later, the Spartans advanced to the Sweet 16 with an 80-73 win over Harvard. A sign of consistency, MSU's six Sweet 16 trips in the last seven years are the most in the nation, while its 12 appearances in the last 17 years are second most. Playing in the East Regional in New York City's Madison Square Garden, Michigan State defeated No. 1 seed Virginia, 61-59. In the Elite Eight, the Spartans held a nine-point lead in the second half against Connecticut, but the eventual National Champion Huskies would rally for a 60-54 victory.

The 2013-14 Spartans finished with a 29-9 record, including 12-6 in the Big Ten, finishing tied for second. The 29 wins tied for the fourth-best total in school history, while MSU established single-season school records for assists (637), made 3-point field goals (307), and blocks (174). Michigan State led the conference in field-goal percentage defense



Since 2000, 44 Spartan student-athletes have received their undergraduate degrees.



HEAD COACH TOM IZZO

(.397), while ranking second in field-goal percentage (.474) and 3-point field-goal percentage (.392). The Spartans also finished with an all-time low 11.6 turnovers per contest. Of the 22 20-win seasons in Michigan State history, Izzo has been involved in 19 of them, 14 as a head coach and five as an assistant.

In 2012-13, the Spartans collected a 27-9 record, including 13-5 in the Big Ten, against perhaps the nation's most difficult schedule, playing 13 games against ranked opponents. The slate was especially difficult down the stretch as 14 of MSU's last 18 games (postseason included) were against opponents that participated in the NCAA Tournament. Michigan State advanced to its 16th consecutive NCAA Tournament as the No. 3 seed in the Midwest Region, and advanced to the Sweet 16 for the fifth time in the last six seasons, ranking tied for the most in the nation.

On Jan. 16, 2013, Izzo recorded his 200th conference victory against Penn State, joining Mike Krzyzewski (Duke) and Jim Boeheim (Syracuse) as the only active coaches in a power conference with 200 conference wins at their current school. In 2013, Izzo received the Wayman Tisdale Humanitarian Award, honoring an individual in college basketball who has made a significant impact on society.



The Spartans proved to be dominant defensively once again in 2012-13, pacing the Big Ten in field-goal percentage defense (.390) and steals (8.0 spg), while ranking second in scoring defense (59.1 ppg) and third in 3-point field-goal percentage defense (.300). MSU also continued to be strong on the glass, ranking second in the Big Ten and 10th in the nation with a +7.6 rebound margin, marking the 11th time that an Izzo-coached team ranked in the Top 10 in the nation.

The 2011-12 season was one of Izzo's most rewarding as head coach. The Spartans entered the season unranked, returning only two players who averaged over 20 minutes a game the previous season. MSU opened the year with neutral-site losses to No. 1 North Carolina and No. 6 Duke, but responded with 15 straight victories, including road wins at No. 23 Gonzaga and No. 18 Wisconsin, marking the Spartans' first win in Madison since 2001. Keyed by a mid-February win at No. 3 Ohio State, MSU would go on to capture a share of the Big Ten regular-season championship, the seventh of the Izzo era, and head to the Big Ten Tournament where it defeated Ohio State to capture the third Big Ten Tournament title in school history, and the first since 2000. Michigan State was rewarded with a No. 1 seed in the West Region of the NCAA Tournament, where it would advance to the Sweet 16. MSU would finish with a 29-8 record.

Statistically, the Spartans finished the 2011-12 season ranked second in the nation in field-goal percentage defense (.379), the best effort by a Spartan squad since 1959. Once again, the Spartans were a dominant presence on the glass, ranking fifth in the nation in rebounding margin (+8.0), and pacing the Big Ten for the 12th time in the last 15 seasons, and the 13th time in his career.

For his efforts, Izzo was named the 2012 Big Ten Coach of the Year by both the league's media and coaches. He also was named Division I National Coach of the Year by the NABC, and was CBSSports.com's pick for national coach of the year as well.

The 2010-11 Spartans finished with a 19-15 mark and advanced to a 14th straight NCAA Tournament. MSU faced a difficult regular-season schedule that included 18 of 33 games against the RPI Top 50 and 23 of 33 against the RPI Top 100.

Michigan State turned in another great season in 2009-10, capturing a share of a second-straight Big Ten Championship and advancing to a sixth Final Four in 12 seasons. With MSU's 106-68 victory over UMass in the sixth game of the season, Izzo recorded his 341st victory, becoming Michigan State's all-time winningest coach. The Spartans opened Big Ten play with a school-best 9-0 start and captured a share of the regular-season crown with a 14-4 mark. Overall, MSU would finish with a 28-9 record.

The Spartans opened the 2010 NCAA Tournament as a No. 5 seed and advanced through the first weekend with narrow victories over New Mexico State (70-67) and Maryland (85-83). In the Midwest Regional, the Spartans once again proved they could win the close games, defeating Northern Iowa (59-52) and Tennessee (70-69) to advance to the program's eighth Final Four and the sixth in the last 12 seasons under Izzo.

Michigan State led the nation in rebounding margin for the fourth time in Izzo's career, out-rebounding opponents by a +8.6 margin.

The 2008-09 season was one of the best in the history of Spartan basketball. Michigan State advanced to its fifth Final Four in 11 seasons, becoming just the fifth school in the history of college basketball to accomplish that feat. During the regular season, the Spartans won the Big Ten Championship with a 15-3 league record, including a school-best 8-1 mark on the road. MSU won the league title by four games, equaling the second-greatest margin in conference history. Overall, Michigan State finished the season with a 31-7 record, the third-highest win total in school history. For his efforts, Izzo was named Big Ten Coach of the Year for the second time in his career.

In the NCAA Tournament, Michigan State advanced through the first weekend with wins over Robert Morris and USC. In the Sweet 16, the Spartans took out defending National Champion Kansas. In the Elite Eight, MSU beat No. 1 seed and



HEAD COACH TOM IZZO

SPARTANS

No. 1 ranked Louisville, marking just the third victory over the top-ranked team in The Associated Press Top 25 in school history. At the Final Four in Detroit's Ford Field, the Spartans beat No. 1 seed Connecticut before eventually falling to North Carolina in the title game.

Michigan State led the nation in rebounding margin for the third time in Izzo's career, out-rebounding opponents by a +9.3 margin. It marked the eighth time that an Izzo-coached team ranked in the top 10 in the nation. The Spartans also proved to possess a high-powered attack, leading the Big Ten in scoring offense (72.0 ppg).

Izzo directed Michigan State to a 27-9 record in 2007-08, recording the ninth 20-win season in the last 11 years. The season finished with a trip to the Sweet 16 of the NCAA Tournament. The 27 wins marked the fifth-largest total in school history at the time, while the 24 regular-season victories were the then third-largest regular-season total for MSU. The Spartans were a perfect 17-0 at home, good for the first perfect home season since 2001 and just the fourth in Breslin Center history.

The '07-08 Spartans led the Big Ten in rebounding margin (+6.8). In league games, MSU paced the conference in field-goal percentage (.474) for the fifth-straight season, becoming the first school in league history to accomplish that feat.

Michigan State finished with a 23-12 mark in 2006-07. The Spartans had to overcome a large amount of adversity and a very difficult Big Ten schedule, but they did advance to a 10th-straight NCAA Tournament. The Spartans also did something for the first time in school history - recording Michigan State's first home win over a No. 1-ranked team, with a 64-55 over Wisconsin.

The 2006-07 Michigan State squad excelled by getting back to Spartan basics - rebounding and defense. On the glass, the Spartans led the Big Ten in rebounding margin (+7.0). Defensively, MSU allowed opponents just 57.2 points per game, the lowest total since the 1951-52 squad allowed 56.0 points. Opponents also shot just 38.4 percent from the field, the lowest percentage since 1958-59 (.379). Nationally, the Spartans ranked sixth in scoring defense and field-goal percentage defense and eighth in rebounding margin.

In 2005-06, Michigan State finished with a 22-12 mark. The Spartans played one of the nation's toughest schedules, playing more games against teams ranked in the RPI top 25 (13) and top 50 (18) than any other school in the nation.

In Big Ten games, Michigan State led the conference in five statistical categories including free-throw percentage (.781), field-goal percentage (.469), rebounding defense (30.1), rebounding margin (+4.2) and assists (15.81 apg).

Michigan State returned to the Final Four in 2005, becoming the only team to appear in four Final Fours between 1999 and 2005. The Spartans finished the season with a 26-7 mark, including a 22-5 regular-season record. Since Michigan State joined the Big Ten, only three Spartan teams finished the regular season with fewer losses.

In the NCAA Tournament, MSU defeated No. 1 Duke and No. 2 Kentucky in the Austin Regional, becoming the first team in tournament history to defeat the Blue Devils and the Wildcats in the same year. Despite losing to North Carolina in the Final Four, Izzo was named the 2005 Clair Bee Award winner, recognizing the Division I men's basketball coach who has made the most significant positive contribution to his sport.

Not only did the 2004-05 Spartans win, they were also statistically impressive, ranking in the top 15 nationally in six statistical categories, including free-throw percentage (3rd, .777), scoring margin (7th, +13.1), assists per game (10th, 17.1 apg), field-goal percentage (11th, .487), rebounding margin (11th, +6.8) and scoring offense (13th, 78.5 ppg). MSU led the Big Ten in scoring for the second straight year with 78.5 points per game - its highest scoring average since 1985-86 (83.1 ppg).

IZZO BY THE NUMBERS

*Final Four Appearances
By Big Ten Coach*

| COACH | APPEARANCES |
|------------------------------|-------------|
| 1. Tom Izzo (MSU) | 6 |
| 2. Bob Knight (Indiana) | 5 |
| 3. Harold Olsen (Ohio State) | 4 |
| 4. Fred Taylor (Ohio State) | 4 |

Career Big Ten Victories

| COACH | VICTORIES |
|-------------------------------|-----------|
| 1. Bob Knight (Indiana) | 353 |
| 2. Gene Keady (Purdue) | 265 |
| 3. Ward Lambert (Purdue) | 228 |
| 4. Tom Izzo (MSU) | 221 |
| 5. Lou Henson (Illinois) | 214 |
| 6. Branch McCracken (Indiana) | 210 |
| 7. Jud Heathcote (MSU) | 182 |

*Active Consecutive NCAA
Tournament Appearances*

| COACH | APPEARANCES |
|---------------------------|-------------|
| 1. Mike Krzyzewski (Duke) | 19 |
| 2. Tom Izzo (MSU) | 17 |

*Final Four Appearances
Since 1996 (Izzo's First Season)*

| COACH | APPEARANCES |
|-----------------------------------|-------------|
| 1. Tom Izzo (MSU) | 6 |
| 2. John Calipari (UMass/Mem./Ky.) | 5 |
| Rick Pitino (Kentucky/L'ville) | 5 |
| Roy Williams (Kansas/UNC) | 5 |
| 4. Jim Calhoun (Connecticut) | 4 |
| Billy Donovan (Florida) | 4 |
| Mike Krzyzewski (Duke) | 4 |

*Final Four Appearances -
Active*

| COACH | APPEARANCES |
|------------------------------------|-------------|
| 1. Mike Krzyzewski (Duke) | 11 |
| 2. Rick Pitino (Prov./Ky./L'ville) | 7 |
| Roy Williams (Kansas/UNC) | 7 |
| 4. Tom Izzo (MSU) | 6 |

*Most Wins - First 19
Seasons*

| COACH | VICTORIES |
|----------------------------------|-----------|
| 1. Roy Williams (Kansas/UNC) | 524 |
| 2. Bill Self (Tulsa/Ill./Kansas) | 476 |
| 3. Jerry Tarkanian (LBSU/UNLV) | 473 |
| 4. Tom Izzo (MSU) | 468 |



HEAD COACH TOM IZZO

During the season, Izzo recorded his 232nd win at MSU, moving past Benjamin Van Alstyne for the second most career wins in Spartan coaching history. In summer of 2005, Izzo traveled to Kuwait to take part in "Operation Hardwood - Hoops With The Troops." Izzo was one of eight coaches and sports personalities coaching 13-member military basketball teams on Camp Arifjan, Kuwait, from Aug. 27-31. Camp Arifjan defeated the other bases to win the championship under the direction of Coach Izzo. Izzo made a return trip to Kuwait in May 2006.

In 2003-04, MSU opened the season with a 5-7 mark after taking on one of the most difficult non-conference schedules in NCAA history. Rather than give up, Izzo and the Spartans rallied to win 12 of the next 15 games, finishing just one game out of first place in the Big Ten at 12-4. For the year, MSU posted an 18-12 mark.

The 2003-04 season saw Michigan State become the first team in Big Ten history to lead the conference in scoring offense (71.3 ppg), field-goal percentage (.522), 3-point field-goal percentage (.434) and free-throw percentage (.777) in the same season.

On Feb. 4, 2004, MSU defeated Iowa, 89-72, as Izzo recorded the 200th victory of his Spartan career, becoming just the third coach in MSU history to accomplish that feat. He also became the eighth head coach in NCAA history to record 200 wins in his first nine seasons. Ten days later, Izzo became just the third coach in Big Ten history to record 100 league wins in his first nine seasons, joining Bob Knight and Gene Keady as MSU defeated Minnesota, 69-58, on Feb. 14.

The 2002-03 season was a study in perseverance. Izzo rallied his team to win the final four regular-season games and eight of the last 10 conference games to finish 10-6 in the Big Ten, good for third place.

Michigan State made even bigger noise during the NCAA Tournament. The No. 7 seed Spartans easily dismissed Colorado in the first round, setting up a matchup with the No. 2 seed Florida Gators. The Spartans shocked many experts with a 68-46 victory in the Gators' home state. In the Sweet 16, Michigan State defeated defending-national champion Maryland in a thrilling two-point game, before eventually falling to the No. 1 seed Texas Longhorns in the Lone Star State.

The Elite Eight appearance was the fourth for MSU between 1999 and 2003. During that time period, no other school made more than two trips. In fact, since the NCAA Tournament expanded to 64 teams in 1985, just four programs (Duke, Kentucky, Michigan State and North Carolina) have advanced to four Elite Eights in any five-year period.

The 2001-02 season may prove to be one of Izzo's finest. Despite losing 81 percent of the scoring load from 2000-01, and having three of his key players miss several games with injuries, Izzo led the Spartans to a 10-6 Big Ten record, finishing just one game out of first place. MSU won 10 of the last 13 regular-season games to finish with a 19-12 record and earned a spot in the NCAA Tournament.

In 2000-01, Izzo earned NABC National Coach of the Year and District 11 Coach of the Year honors for leading Michigan State to its third-straight Final Four and fourth-straight regular-season Big Ten Championship. MSU became just the fourth school in Big Ten history to win four straight league titles.

ANYONE, ANYWHERE

Tom Izzo has consistently played one of the toughest schedules in America. With a willingness to play at home, on the road or a neutral site, his list of regular-season non-conference opponents reads like a who's who of top college basketball programs: Arizona, Arkansas, Boston College, BYU, Connecticut, Duke, Florida, Florida State, Georgetown, Georgia Tech, Gonzaga, Iowa State, Kansas, Kentucky, Louisville, Maryland, Miami (Fla.), Missouri, North Carolina, North Carolina State, Oklahoma, Oklahoma State, Seton Hall, Stanford, Syracuse, Temple, Texas, UCLA, Utah, Virginia and Virginia Tech.

Most Ranked Opponents
Among Final Four Teams
Since 1997-98

| | |
|-----|----------------|
| 186 | Michigan State |
| 167 | North Carolina |
| 161 | Kentucky |
| 160 | Illinois |
| 159 | Duke |
| 159 | Texas |





HEAD COACH TOM IZZO

SPARTANS

IZZO'S NBA PIPELINE

Since Tom Izzo became head coach, 13 former Spartans have gone on to play in the NBA.

*Maurice Ager
Alan Anderson
Charlie Bell
Shannon Brown
Mateen Cleaves
Paul Davis
Jamie Feick
Draymond Green
Gary Harris
Adreian Payne
Morris Peterson
Zach Randolph
Jason Richardson*



In addition, former MSU video coordinator Paul Rivers is Director of Basketball Operations with the Oklahoma City Thunder, and former video coordinator Jordan Ott is Video Coordinator for the Atlanta Hawks. Former managers have also found homes in the NBA. Brian Pauga is the General Manager for the Austin Toros of the NBA's Developmental League, and the Director of Scouting for the San Antonio Spurs. Steve Hetzel is an Assistant Coach with the Charlotte Hornets. Dan Vincent is Manager of Video and Advanced Scouting for the Cleveland Cavaliers. Zach Peterson is a video intern with the Atlanta Hawks. Former Spartan Travis Walton is a current assistant coach with the Idaho Stampede of the NBDL.



conference. Izzo directed the school to its second straight Big Ten title. The Spartans followed up a 15-1 Big Ten regular season by capturing their first Big Ten Tournament championship. The 15 league wins tied a school record for most victories in conference play, while the Spartans' 93.8 winning percentage established a school record.

Whereas MSU's success in 1998-99 was expected, the Spartans took the college basketball world by storm in 1997-98. Izzo became the first Michigan State coach to earn Associated Press National Coach of the Year honors while leading MSU to a 22-8 record and a share of the Big Ten title. The Spartans posted a 13-3 mark in conference, earning Izzo Big Ten Coach of the Year honors.

Over the course of the 1997-98 season, Izzo and his team finished the year ranked No. 10 nationally by USA Today/ESPN, marking the first time the Spartans had finished in the Top 10 since 1995. In addition to his AP award, Izzo was named National Coach of the Year by Basketball News and the United States Basketball Writers Association (USBWA). Basketball Times selected Izzo as its Midwest Coach of the Year.

MSU opened the season by winning its first 12 games to establish the best start in school history. On Dec. 25, 2000, the Spartans earned the top spot in The Associated Press Top 25, marking the first time they held the No. 1 position in the AP Poll since 1979. In Big Ten action, Michigan State posted a 13-3 record to win a share of the league crown. The Big Ten finale vs. Michigan marked Izzo's 100th Big Ten game. Through his first 100 games, Izzo posted a 72-28 mark, the fifth-best record in Big Ten history.

In the 2001 NCAA Tournament, Izzo guided the Spartans to a third straight Final Four. For a third consecutive season, Michigan State earned a No. 1 seed. MSU won the first three games by double figures, establishing a record with nine straight NCAA Tournament victories by double digits. When MSU defeated Temple, 69-62, in the South Regional Final, the Spartans became just the ninth school to reach three-straight Final Fours and just the third since the NCAA Tournament field expanded to 64 teams in 1985. On the season, MSU finished with a 28-5 record.

Michigan State led the nation in rebound margin for the second straight season at +15.4 boards per game, tying the fifth-largest margin in Division I history and the greatest since 1980. The Spartans also ranked 13th in the nation in scoring defense (61.8 ppg).

In 1999-2000, Michigan State captured the second NCAA Championship in school history and its third straight regular-season Big Ten Championship. MSU also won at least 30 games for the second straight season, posting a 32-7 mark, becoming just the second Big Ten school to accomplish that feat. The 65 wins over the 1998-99 and 1999-2000 seasons is the greatest two-year total in the history of the Big Ten. The Spartans also repeated as Big Ten Tournament champions.

Izzo led MSU to consecutive Final Fours for the first time in school history. For his efforts, Izzo was named USBWA District V Coach of the Year and NABC District 11 Coach of the Year. Izzo also recorded his 100th career victory in a Jan. 11, 2000, 77-71 overtime win over Indiana in the Breslin Center.

For the second consecutive season, Michigan State earned a No. 1 seed in the Midwest Region of the NCAA Tournament. After disposing of Valparaiso and Utah in Cleveland, Ohio, the Spartans moved on to the Sweet 16 at the Palace of Auburn Hills, Mich., where they recorded come-from-behind victories versus Syracuse and Iowa State. In the Final Four, MSU defeated Wisconsin for the fourth time that season. The Spartans then captured their second NCAA title in school history, defeating Florida, 89-76.

During the 1998-99 season, Izzo directed the Spartans on a magical run to the program's first appearance in the NCAA Final Four since 1979. Under Izzo's guidance, Michigan State posted a record of 33-5, establishing a school record for most wins in a season. For his efforts, Izzo was named the Basketball Times National Coach of the Year and the National Association of Basketball Coaches (NABC) District 11 Coach of the Year. Throughout the 1998-99 Big Ten season, Michigan State established itself as the class program of the



HEAD COACH TOM IZZO

During Izzo's first season as head coach in 1995-96, he directed MSU to an overall slate of 16-16, including a 9-9 effort in the Big Ten. Izzo recorded wins over Top 25 teams on four occasions. In 1996-97, Izzo guided the Green and White cagers to an overall mark of 17-12, including a Big Ten ledger of 9-9. Izzo led the Spartans to the second round of the NIT in each of his first two seasons.

In his 32nd season as a member of the MSU coaching staff, Izzo has been with the Spartan program since taking a part-time assistant coaching position in 1983. An assistant coach with the Spartans from 1983-86, Izzo left MSU in May of 1986 to become the top assistant and recruiting coordinator at Tulsa. But, on June 10 of the same year, Izzo returned to East Lansing when Spartan assistant Mike Deane left to become head coach at Siena College.

Since then, he has been the catalyst in the resurgence of the MSU program. Regarded as a strong recruiter, he is known as a tireless worker both on the recruiting trail and in the office. His hard work and loyalty were rewarded in July 1990, when Jud Heathcote appointed him associate head coach. His dutiful efforts were further recognized when, on March 30, 1993, then-MSU Athletics Director Merrily Dean Baker recommended both a one-year contract extension for Heathcote through the 1994-95 season and that Izzo be appointed head coach upon Jud's retirement. The MSU Board of Trustees accepted both recommendations on April 9, 1994.

Izzo originally came to MSU from Northern Michigan, where he had been an assistant from 1979-83. He was named a part-time assistant at MSU in September 1983. When former assistant Edgar Wilson left in November 1983, Izzo became a full-time assistant.

Izzo played guard for NMU's basketball team from 1973-77, and was voted the team's MVP as a senior. He was also a third-team Division II All-America pick that year and established the Wildcat record for most minutes played in a season. Following his graduation from NMU in 1977, Izzo took over as head coach at Ishpeming High School and served in that position for the 1977-78 campaign.

A native of Iron Mountain, Michigan, Izzo and former NFL head coach Steve Mariucci were Iron Mountain High School teammates in football, basketball, baseball and track. As college roommates at Northern Michigan, Izzo walked on to the basketball team, while Mariucci did the same with football. Both would go on to earn Division II All-America honors. Despite their busy schedules, they remain the closest of friends. For 10 years, they co-hosted a golf tournament in Iron Mountain to raise money for the community, including a fitness center for the high school.

In 1990, Izzo was inducted into the Northern Michigan University Hall of Fame and was selected as an inductee into the Upper Peninsula Hall of Fame during the summer of 1998. He was inducted into the National Italian-American Sports Hall of Fame in 2011.

In 2001, Izzo received honorary degrees from both Northern Michigan and Michigan State, delivering the commencement address at both graduation ceremonies.

Izzo is also an active volunteer in the community. Among his many efforts, he is very active with Coaches Vs. Cancer, Volunteers of America, Sparrow Hospital and the Jimmy "V" Foundation. In 2009, he was presented the Coaches Vs. Cancer Champion Award, recognizing his work and leadership in the fight against cancer.

Izzo was born January 30, 1955. His family includes his wife, Lupe, daughter, Raquel, and son, Steven.

THE TOM IZZO FILE

BORN

January 30, 1955, Iron Mountain, Mich.

HIGH SCHOOL

Iron Mountain High School

COLLEGE CAREER

Northern Michigan University, Guard, 1973-77

COLLEGE DEGREE

Northern Michigan, 1977

COLLEGE HONORS

1977 Team MVP

1977 Division II All-American (third-team)

Established school season record for minutes played

COACHING CAREER

Head Coach, Ishpeming High School, 1977-78

Assistant Coach, Northern Michigan, 1979-83

Assistant Coach, Michigan State, 1983-86

Assistant Coach, Tulsa, May-June 1986

Assistant Coach, Michigan State, June 1986-90

Associate Head Coach, Michigan State 1990-95

Head Coach, Michigan State, 1995-Present

COACHING HONORS

Head Coach, 1997 Big Ten All-Star Team

1998 Associated Press National Coach of the Year

1998 Basketball News National Coach of the Year

1998 USBWA National Coach of the Year

1998 Big Ten Coach of the Year

1998 Basketball Times Midwest Region Coach of the Year

1999 Basketball Times National Coach of the Year

1999 NABC District 11 Coach of the Year

2000 NABC District 11 Coach of the Year

2000 USBWA District V Coach of the Year

2001 NABC National and District 11 Coach of the Year

USA Basketball Assistant Coach, 2001 Goodwill Games

Head Coach, 2002 NABC All-Star Game

USA Basketball Head Coach, 2003 Pan-Am. Games

2005 Clair Bee Coach of the Year

2009 Big Ten Coach of the Year

2011 John R. Wooden Legends of Coaching Honoree

2012 Big Ten Coach of the Year

2012 NABC National and District 7 Coach of the Year

2012 CBSSports.com National Coach of the Year

2013 Wayman Tisdale Humanitarian Award

OTHER HONORS

1990 Inductee, Northern Michigan Univ. Hall of Fame

1998 Inductee, Upper Peninsula Hall of Fame

2011 Inductee, National Italian-American Sports Hall of Fame

FAMILY

Wife - Lupe

Daughter - Raquel (20)

Son - Steven (14)



ASSOCIATE HEAD COACH DWAYNE STEPHENS

SPARTANS

**PLAYING EXPERIENCE**

Michigan State (1989-1983)

1992 Team MVP

1993 Team Captain

COACHING EXPERIENCE

Oakland University (1997-99)

Assistant Coach

Marquette (1999-2003)

Assistant Coach

Michigan State (2003-Present)

Assistant Coach (2003-12)

Associate Head Coach (2012-Pres.)

Dwayne Stephens is in his 12th season as an assistant coach at Michigan State, and his third as associate head coach.

Stephens' many responsibilities include player development, scouting and recruiting. He developed Adreian Payne into a two-time All-Big Ten performer and a first round pick in the 2014 NBA Draft. Under Stephens' tutelage, Draymond Green was the 2012 NABC Division I Player of the Year, a Consensus First-Team All-American and won Big Ten Player of the Year honors. Green also finished his career as MSU's all-time leading rebounder, leading the conference in rebounding as a senior at 10.6 rpg, after finishing third in the league as a sophomore and junior. Spartan center Paul Davis was a three-time All-Big Ten honoree, including earning first-team all-conference and Associated Press honorable mention All-America honors in 2003-04, while finishing among the top 10 scorers and rebounders in MSU history. In 2009, second-team All-Big Ten performer Goran Sutton led the Big Ten in rebounding, one season after ranking second in the conference. Davis, Green, Payne and Sutton were all selected in the NBA Draft. In total, 14 different Spartans have earned some form of All-Big Ten recognition during his time on staff, while MSU has posted a 279-109 record in 11 seasons.

The Spartans led the nation in rebounding in 2009 and 2010, and have paced the Big Ten in six of his 11 seasons.

Stephens has coached in 13 straight NCAA Tournaments, including the 2003 Final Four with Marquette and the 2005, 2009 and 2010 Final Fours with MSU. He has helped guide MSU to Big Ten Championships in three of the last six years (2009, 2010 and 2012) and Big Ten Tournament titles in two of the last three years (2012 and 2014). Each of the top five seasons in MSU history for blocks have occurred since Stephens joined the coaching staff, including a school record 174 in 2014, as Payne closed his career as MSU's all-time leader.

Stephens has emerged as one of the top recruiters in the nation, playing a major role in many highly ranked recruiting classes. He was named a Rivals.com Class of 2006 Top 25 Recruiters. In 2008, he was listed among the top 20 High-Major Assistants in the nation by Jeff Goodman of FoxSports.com. He was among the top five coaches on a list of the "Top 25 High-Major Assistants," according to FoxSports.com in 2010. In 2012, Bleacher Report listed him among the Top 10 Best Assistant Coaches and the Top 10 Recruiters. In 2013, he was mentioned in an ESPN.com article as one of the Top 15 Recruiting Assistants according to a vote of his peers. A May 2014 article by Goodman and Jay Bilas at ESPN.com named Stephens as one of the Top 15 head coaching candidates among assistant coaches.

A Ferndale, Michigan, native, Stephens was a four-year letterwinner at MSU from 1989-93. In his four seasons, MSU posted an 84-38 overall record and made four postseason appearances, as Stephens never missed a game. As a freshman, Stephens was a third-team selection on Basketball Weekly's Freshman All-America Team and scored the game-winning basket in a 72-70 victory over Purdue that clinched the Big Ten Championship. In 1990-91, he was the recipient of MSU's Best Defensive Player Award on a squad that advanced to the second round of the NCAA Tournament.

Stephens earned MVP honors as a junior, averaging 11.2 points, 5.0 rebounds and 2.8 assists. He was named honorable mention All-Big Ten and was the recipient of MSU's Most Improved Player Award. In two NCAA Tournament games, Stephens averaged 16.0 points. As a senior co-captain in 1992-93, he averaged 9.1 points, 5.6 rebounds and 3.5 assists. He was named MSU's Best Defensive Player and earned a spot on the Basketball Weekly Honorable Mention All-Midwest Team. Following the conclusion of his collegiate career, Stephens played three professional seasons in Europe.

Prior to returning to his alma mater, Stephens spent four years (1999-2003) as an assistant at Marquette under former MSU assistant Tom Crean. In 2001, Brian Wardle became the school's first-ever first-team All-Conference USA honoree. Marquette made back-to-back NCAA Tournament appearances in 2002 and 2003, advancing to the Final Four in 2003. Dwyane Wade was a two-time all-league performer and earned First-Team All-America honors from The Associated Press in 2003. The Golden Eagles posted a 27-6 record in 2003, winning a Conference USA regular-season title.

Prior to his coaching stint at Marquette, Stephens spent the 1997-98 and 1998-99 seasons as an assistant coach at Oakland University, where the Golden Grizzlies compiled a 27-27 two-year record. During the '98-99 campaign, Oakland's first season as a Division I member, the Golden Grizzlies posted a 12-15 mark.

Stephens earned a bachelor's degree in criminal justice from MSU in 1993. His family includes his wife Sarah, daughters, Taylor and Skylar, and son, Noah.



ASSISTANT COACH MIKE GARLAND



Mike Garland is in his second stint on the Spartan bench, with the 2014-15 campaign marking his 15th season at MSU.

He returned to East Lansing for the 2007-08 season, having previously served as an assistant at MSU for seven seasons from 1996-2003. In his time at MSU, Garland has helped coach the Spartans to 13 NCAA Tournaments, seven Big Ten Championships, four Big Ten Tournament Championships, five Final Fours and one National Championship. In fact, he has been on staff for every Big Ten Championship the Spartans have won under Tom Izzo. He excels in self-scouting and individual player improvement. His instruction led to six Spartans being selected in the NBA Draft during a three-year span from 2000-02. In total, he has worked with 13 Spartans that have been selected in the draft, including 2014 first rounders Gary Harris and Adreian Payne.

"Mike is someone who was here through our championship and Final Four runs, and helped build this program from the ground up," said Michigan State head coach Tom Izzo. "Mike has a tremendous passion for coaching and developing relationships with players. He helps instill the toughness necessary to compete at the championship level."

In 2006-07, Garland served as associate head coach at SMU under Matt Doherty. Prior to that, he was head coach for three seasons at Cleveland State, posting a 23-60 record, while increasing the Vikings' win total each season. In his second season, the Vikings improved by six wins in Horizon League play, which was the fifth-best improvement in league history.

Prior to his arrival at East Lansing, Garland enjoyed a successful nine-year stint as varsity head coach at Belleville High School. During that time, he posted a career record of 153-49 (.757) while earning numerous coaching honors. He was selected as the Associated Press' 1993-94 Michigan High School Coach of the Year while also being named the Michigan Mega Red Conference Coach of the Year. Garland, who coached three players to first-team all-state honors during his tenure at Belleville, was named The Detroit News All-Metro West Coach of the Year in 1990-91 while being selected as the All-Suburban Coach of the Year during the same campaign by the Detroit Free Press. His Belleville teams won six Mega Red Conference championships, four district titles and advanced to the state tournament quarterfinals in 1991. He spent five seasons as an assistant at Belleville before being named head coach.

Garland started his coaching career in 1977 with a two-year stint as an assistant basketball coach at Cody High in Detroit. Garland then headed to private business for several years before his desire to teach led him back into coaching as the junior varsity coach at Belleville High in 1982.

Garland earned a bachelor's degree in physical education and community recreation from Northern Michigan in 1977. While at NMU, he was the recipient of the Minority Student Academic Achievement Award. Izzo and Garland were teammates on the Wildcats' basketball squad.

Garland's family includes his wife, Cynthia, daughter, Simone, and sons Quentin and Michael Ray, and grandchildren Simone, LaNya and Jacqueline.

PLAYING EXPERIENCE

Northern Michigan (1974-77)

COACHING EXPERIENCE

Detroit Cody High School (1977-79)

Assistant Coach

Belleville High School (1982-96)

Junior Varsity Coach (1982-87)

Head Coach (1987-96)

Michigan State (1996-2003)

Assistant Coach

Cleveland State (2003-06)

Head Coach

Southern Methodist Univ. (2006-07)

Associate Head Coach

Michigan State (2007-Present)

Assistant Coach

ASSISTANT COACH DANE FIFE

SPARTANS



Dane Fife is in his fourth season as an assistant coach at Michigan State, working closely with the Spartan perimeter players.

Last season, under Fife's tutelage, guard Gary Harris earned First-Team All-Big Ten honors and was selected in the first round of the 2014 NBA Draft, one season after becoming the first Spartan to ever be named Big Ten Freshman of the Year. Harris was just one of three backcourt players to earn all-conference recognition, as Keith Appling and Denzel Valentine were honorable mention honorees. For Appling, who entered MSU as a shooting guard, he earned All-Big Ten honors three straight seasons after developing as a point guard.

Fife also brings the defensive intensity he possessed as a player to his role as a coach, as the Spartans have held opponents below a .400 field-goal percentage in each of the last three years, including .379 in 2011-12, good for No. 2 nationally, and the best effort by MSU since 1959. Additionally, the 2013-14 Spartans established school single-season records for made 3-pointers (307, breaking the previous mark by 54) and assists (637). He is also instrumental in MSU's scouting and recruiting efforts. A May 2014 article by Jeff Goodman and Jay Bilas at ESPN.com listed Fife among the top head coaching candidates in the nation.

Prior to his arrival in East Lansing, he spent six seasons as head coach at IPFW. In each of his six seasons, IPFW tied or broke its record for wins at the Division I level, as Fife guided the Mastodons from Independent status to membership in the Summit League. He posted an 82-97 record, including a 34-27 mark over the last two seasons, and a four-year mark of 37-35 in conference. In his final season of 2010-11, IPFW finished with an 18-12 record, including an 11-7 record in the Summit League and secured the No. 4 seed in the Summit League Tournament, the program's highest seed ever in four years of conference membership.

A 2002 graduate of Indiana University, Fife led the Hoosiers to the 2002 National Title game and a share of the regular-season Big Ten Championship. Individually, he was named co-Big Ten Defensive Player of the Year as a senior. He is the Indiana career leader with 180 steals over the course of his four-year career (1998-2002), while the 53 he recorded as a senior rank tied for the eighth-best single-season mark at IU. With 99 career 3-pointers, he ranks among the top 20 in school history, while his .478 3-point field-goal percentage in 2001-02 ranks sixth on IU's single-season chart. The 37 games he started as a senior established the Indiana single-season mark, while the 131 games in which he played over the course of his career rank tied for sixth all-time at IU.

In 2005, Fife was named head coach at IPFW, becoming the youngest head coach in Division I basketball at just 25 years old. He held that distinction as the nation's youngest head coach for five seasons. In his first season, Fife took over a program that had never posted double-digit wins and won 10 games, improving on that total every subsequent season. The 2007-08 season was IPFW's first as a member of the Summit League, as the Mastodons finished their first league slate at 9-9 and secured the school's first-ever conference tournament bid, and win (66-62 vs. Southern Utah). In 2008-09, Fife coached forward Deilvez Yearby, the 2009 Summit League Sixth Man of the Year. As a team, the Mastodons also had signature wins, topping two-time defending league champion Oral Roberts and handing Valparaiso its worst home defeat in 11 years (63-46). Fife's 2009-10 squad became the first Mastodon team to produce a winning season (16-15). IPFW was 9-9 in league play, and advanced to the semifinals of the conference tournament. During IPFW's history in the Summit League, Fife mentored three all-conference performers, including Jaraun Burrows (2008, 2nd Team), Deilvez Yearby (2010, 2nd Team) and Ben Botts (2011, 2nd Team).

Prior to becoming head coach at IPFW, Fife was a member of Mike Davis' staff for two years at Indiana, serving as an administrative assistant.

Fife was the Gary Steelheads' first round pick in the 2002 CBA Draft and started five of the 34 games in which he played. He averaged 3.4 points and one rebound per game.

A 1998 graduate of Clarkston (Mich.) High School, Fife was the recipient of the Hal Schram Mr. Basketball Award in 1998. He was also a McDonald's and Parade All-America selection, while playing for his father Dan.

He owns two degrees from Indiana, earning a bachelor's degree in recreation (2002) and a master's degree in athletic administration (2005). His family includes his wife Blair and daughters Quinlynn and Reagan.

PLAYING EXPERIENCE

Indiana (1998-2002)
2002 Big Ten Defensive POY
2001 & 2002 Team Captain

COACHING EXPERIENCE

Indiana (2003-05)
Administrative Assistant
IPFW (2005-11)
Head Coach
Michigan State (2011-Present)
Assistant Coach



SUPPORT STAFF



KEVIN PAUGA

Director of Basketball Operations


Kevin Pauga, who previously spent eight seasons with the Michigan State men's basketball team, is in his sixth season with the Spartans as director of basketball operations, handling all aspects of the day-to-day operations of the basketball program. His responsibilities include game and facility scheduling, team travel, budgets, summer camps, while he also serves as liaison between the program and ancillary support groups, and other departments within athletics.

In 2008-09, Pauga served as data analyst for the Big Ten Conference. He worked closely on various projects, including conference scheduling for multiple sports, statistical analyses, television, communications and was involved in both the men's and women's conference basketball tournaments.

Previously, Pauga served as the video coordinator for four seasons (2004-08), assisting the MSU coaching staff in breaking down game and practice films and opponent game videos. He also coordinated the film exchange between Michigan State and other schools, and prepared special video projects. Pauga also assisted with non-conference scheduling and supervised the student managers. During his stint as video coordinator, Michigan State advanced to four NCAA Tournaments, including the 2005 Final Four.

As an undergraduate student, Pauga served four seasons as a student manager (2000-04), including holding the position of senior manager during the 2003-04 season. He also served as team manager for the 2003 USA Basketball Pan American Games team, coached by Tom Izzo, during its training camp in Orlando. During his stint as manager, MSU appeared in four NCAA Tournaments and made the 2001 Final Four and 2003 Elite Eight, while also capturing the 2001 Big Ten Championship.

A native of Willowbrook, Illinois, Pauga received his bachelor's degree in journalism from Michigan State in 2004, with an external specialty in sports management.



BRETT FERGUSON

Video Coordinator

Brett Ferguson is in his second season as video coordinator for the Spartan program, having spent the 2012-13 season as Winthrop's men's basketball graduate assistant/video coordinator. A native of Wheaton, Illinois, Ferguson assists the coaching staff in breaking down game and practice film to create individual player edits for the MSU team. Ferguson is a 2011 graduate of Michigan State University where he earned a degree in interdisciplinary studies of social sciences. During his time at Michigan State, Ferguson was a four-year letterwinner (2007-11) as a student manager for the men's basketball team where he was part of back-to-back regular season Big Ten Championships and Final Four appearances in 2009 and 2010.

Following graduation, Ferguson moved on to the Big Ten Conference office, where he served as an intern for the video department as he worked with football and basketball officials.



DOUG HERNER

Assistant Video Coordinator

Doug Herner is in his 11th season as assistant video coordinator with the Michigan State basketball program. Herner has 22 years of experience as a coach at Lansing Sexton High School, while also serving as a teacher for 34 years. For seven seasons, his duties also included serving as camp director for Michigan State's basketball camps. He received his bachelor's degree in education from the University of Michigan in 1964. He earned three varsity letters in basketball with the Wolverines from 1961-64, winning a Big Ten title in 1964. He was inducted into the Greater Lansing Sports Hall of Fame in 1988. His family includes his wife, Sue, daughters, Holly (husband Rashad) and Tamara (husband Walter), and sons, D.J.

and Scott, and grandchildren Kristy, Sophia, Katy and Kai.



SUPPORT STAFF

SPARTANS

**QUINTON SAWYER***Athletic Trainer*

Quinton Sawyer is in his fourth season as athletic trainer for the Michigan State men's basketball team. Prior to his arrival in East Lansing in fall 2011, he spent two years as the head athletic trainer at Campbell University. Sawyer joined the Fighting Camel program after spending three years at Southeastern Louisiana University as athletic trainer for the Lions' men's basketball and volleyball teams. Prior to joining the Southeastern staff, Sawyer spent two seasons as a graduate assistant at North Carolina, working with the Tar Heel men's junior varsity basketball team along with the UNC swimming and diving teams. He coordinated and performed pre-season screenings, administered treatment, designed rehab protocol and had direct interaction with coaches, physicians, parents and student-athletes concerning athletic training duties. Sawyer was also a game day assistant athletic trainer with the Tar Heel varsity men's basketball team, where he was a part of the 2005 NCAA National Championship run. A 2004 graduate of UNC, Sawyer spent two summers as an intern in the NFL with the Denver Broncos. With the Broncos, the Camden, North Carolina, native, worked as a certified intern athletic trainer for the organization's training camp, also traveling with the team for all preseason games. As a student at UNC, Sawyer worked with football, wrestling, and indoor track. Sawyer earned a master's degree in exercise and sport science from UNC in 2006. During the summers of 2004-07, he was a research assistant with JUMP-ACL (Joint Undertaking to Monitor and Prevent ACL Injury), a collaborative multi-site prospective cohort study of neuromuscular risk factors for Anterior Cruciate Ligament (ACL) injuries. The study is projected to enroll over 5,000 subjects and is based in the U.S. Military, Naval and Air Force academies. Sawyer completed a two-week volunteer rotation at the United States Olympic Training Center in Lake Placid, New York, during the summer of 2013 where he was the athletic trainer for the Women's Junior National Volleyball Team. Sawyer has also received several honors throughout his career, presenting his master's thesis at the National Athletic Trainers' Association symposium, while also presenting at Boston University's inaugural symposium for the Boston Marathon. He is a member of the National Athletic Trainers Association and recently attained his Performance Enhancement Specialist (PES) and Corrective Exercise Specialist (CES) certifications through the National Academy of Sports Medicine.

**MIKE VORKAPICH***Strength & Conditioning Coach*

Mike Vorkapich was promoted to Associate Head Strength & Conditioning at Michigan State in 2009 after 11 seasons as Assistant Strength & Conditioning Coach. He got his start at Michigan State as a graduate assistant from 1995-97. Currently, the former Spartan football player (1991-94) works directly with men's basketball, men's and women's golf and men's ice hockey. In his 18 seasons at MSU, Vorkapich has been a part of a combined 18 conference championships, six men's basketball Final Fours, one women's basketball

Final Four, three men's ice hockey Frozen Fours and two National Championships (2000 men's basketball and 2007 men's ice hockey). Between his stints at MSU, Vorkapich held similar positions at the University of Notre Dame (1998) and the University of Cincinnati (1997-1998). A native of Leamington, Ontario, Canada, Vorkapich received his Bachelor's and Master's degrees in physical education and exercise science from MSU. A published author and featured clinic speaker, Vorkapich was named a "Master Strength & Conditioning Coach" in 2010 by the Collegiate Strength and Conditioning Coaches association (CSCCa), and is also certified by the National Strength and Conditioning Association (NSCA). Vorkapich has played an integral part in the development of numerous athletes who have gone on to professional careers in the NBA, WNBA, NHL, NFL and professional golf.



SUPPORT STAFF

**KRISTIN REINHART***Academic Coordinator*

Kristin Reinhart is in her third year as the academic coordinator for the men's and women's basketball teams. Prior to Michigan State, she served as an academic counselor for several Olympic sports at Penn State University. A native of East Lansing, Reinhart received her bachelor's degree in accounting from Ferris State University in 2007, where she was a four-year letter winner on the basketball team. While earning her master's degree in sports administration in 2010 from Michigan State, she served as a mentor and graduate assistant with Student-Athlete Support Services. Following MSU, Reinhart completed a post-grad internship at North Carolina State University in the Academic Support Program for Student-Athletes office working with men's basketball. She is a member of the National Association of Athletic Academic Advisors (N4A) and graduated from the N4A Professional Development Institute in 2011.

**JEFF KOVAN***Director of Sports Medicine and Performance*

Dr. Jeff Kovan was promoted to Director of Sports Medicine and Performance for Michigan State athletics in summer 2013. Prior to that, Kovan had served as the primary care sports medicine director since 1996. Dr. Kovan is an assistant professor in the College of Osteopathic Medicine in the Department of Radiology, Division of Sports Medicine. He is Board certified in Family Medicine and has completed his Certificate of Added Qualifications in Sports Medicine. A 1987 graduate of MSU's College of Osteopathic Medicine, he worked at Western Michigan University's sports medicine department before returning to MSU in 1995 to direct the school's Sports Medicine program. His family includes wife, Jessica, daughters, Brianna and Sarah, and son, Zachary.

**DAVE PRUDER***Equipment Manager*

Serving as the equipment manager for the Spartan men's basketball team is Dave Pruder. A certified equipment manager and a member of the equipment staff since 1989, Pruder helps with the planning and distribution of equipment for Spartan athletes. An avid runner, he has completed 81 marathons, including one in every state and 19 Boston Marathons. He received his bachelor's degree in business from Michigan State in 1987, his master's in physical education and exercise science in 1989 and his M.B.A. in 1992. Pruder's family includes wife, Theresa, daughter, Kristen, and son, David Thomas.

**LORI SODERBERG***Executive Secretary***VICTORIA WICKENS***Sports Operations Assistant*




SUPPORT STAFF

SPARTANS



SPARTAN MANAGERS

Back Row (L-R): Roscoe Johnson, Jalin Thomas, Jake Schemmel, Andrew Novak, Scott Deater, Ian May. **Front Row (L-R):** Ryan Nadeau, Scott Besko, Head Coach Tom Izzo, T.J. Nichols, Brian Palazzolo

**DREW VALENTINE***Graduate Manager***MIKE PIRES***Graduate Manager*

STUDENT OFFICE ASSISTANTS

L-R: Elizabeth Izzo, Cara Kaye, Raquel Izzo, Gabrielle Wickens, Raven Richardson, Adonne Washington, Kristyn Crippen

The student office assistants have also used their time in the Spartan basketball office to prepare for rewarding careers, including some in athletics. Here is a list of those still involved in athletics.

Toni Angeli, Executive Suite Specialist, Tampa Bay Lightning

Laura Hue, Asst. Compliance Dir., Northern Kentucky

Kelsie Joestgen, Production Assistant, ESPN

Victoria Wickens, Recruiting Secretary, Michigan State

CAREERS IN SPORTS

Since moving into the Basketball Berkowitz Complex in 2002, 34 managers, graduate managers and video coordinators have moved on to a profession in athletics. Here is a list of the 27 still involved in athletics.

Jon Borovich

Assistant Coach, Northern Illinois

Luke Brown

Head Coach, Eaton Rapids (Mich.) H.S.

Rick Carter

Assistant Coach, Xavier

Jamie Curtis

Media Operator, ESPN/SEC Network

Jon Dykema

Staff Counsel, Detroit Lions

Sean Dwyer

Special Assistant to the Head Coach, Alabama

Brett Ferguson

Video Coordinator, Michigan State

Joe Griffin

Head Coach, Roosevelt University

Andrew Henk

Development Coordinator, Spartan Fund

Steve Hetzel

Assistant Coach, Charlotte Hornets

TJ Hurley

Assistant Coach, UM-Dearborn

Ben McNally

Video Coordinator, Big Ten Conference

Justin Munson

Director of Internal Operations, Spartan Fund

Jordan Ott

Video Coordinator, Atlanta Hawks

Brian Pauga

General Manager, Austin Toros

Director of Scouting, San Antonio Spurs

Kevin Pauga

Director of Basketball Operations, Michigan St.

Zach Peterson

Video Intern, Atlanta Hawks

Paul Rivers

Director of Basketball Ops., Oklahoma City Thunder

Joe Rood

Director of Marketing, Pittsburgh

Blake Saunders

Assistant Coach, Davenport University

Reed Schuitema

Director of Football Operations, Central Mich.

Ben Setas

Associate Director of Football Ops., Alabama

Robby Smith

Sports Operations Coordinator, Michigan State

Bryan Tibaldi

Director of Basketball Operations, Missouri

Dan Vincent

Mgr. of Video & Advanced Scouting, Cleveland Cavs

Charlie Wesley

USA East Coast Support Mgr., Sportstec, Inc.

George Wishart

Assoc. Producer/Assoc. Director, CBS Sports





2014-15 SPARTANS

NATION'S BEST SIX FINAL FOUR APPEARANCES IN 16 YEARS



2014-15 OUTLOOK

SPARTANS



2014-15 MICHIGAN STATE MEN'S BASKETBALL

Front Row (L-R): Lourawls "Tum Tum" Nairn Jr., Bryn Forbes, Alvin Ellis III, Travis Trice, Branden Dawson, Denzel Valentine, Eron Harris, Keenan Wetzel. **Second Row (L-R):** Head Coach Tom Izzo, Assistant Coach Mike Garland, Trevor Bohnhoff, Javon Bess, Marvin Clark Jr., Matt Costello, Gavin Schilling, Colby Wollenman, Kenny Goins, Associate Head Coach Dwayne Stephens, Assistant Coach Dane Fife. **Third Row (L-R):** Assistant Video Coordinator Doug Herner, Equipment Manager Dave Pruder, Director of Basketball Operations Kevin Pauga, Graduate Manager Drew Valentine, Strength and Conditioning Coach Mike Vorkapich, Graduate Manager Mike Pires, Athletic Trainer Quinton Sawyer, Video Coordinator Brett Ferguson. **Fourth Row (L-R):** Manager Ryan Nadeau, Manager Scott Besko, Manager Roscoe Johnson, Manager Jalin Thomas, Manager Jake Schemmel, Manager Andrew Novak, Manager Ian May, Manager Scott Besko, Manager T.J. Nichols, Manager Brian Palazzolo

Michigan State coach Tom Izzo understands the questions surrounding the 2014-15 Spartans. In fact, he had similar questions at the beginning of the summer. He knows that MSU is without three of its top four scorers from last season, including 2014 NBA Draft first rounders Adreian Payne and Gary Harris, and three-year starter Keith Appling, who himself opens fall in an NBA camp.

And still, Izzo, who enters his 20th season directing the Spartans, is excited for the upcoming season. Summer and fall workouts have been encouraging. In particular, a core group of upperclassmen has emerged ready to lead the Spartans to great heights in 2014-15.

"There's certainly more question marks this season, but it's been that way in different years, and it's worked out great," said Izzo. "We might have the best leadership that we've had in a few years, which is very encouraging. Our guys worked so hard this summer, and I think that will pay dividends."

BACKCOURT

The leadership for the Spartans is cemented in their backcourt, led by senior Travis Trice (6-0, 175) and junior Denzel Valentine (6-5, 220). The moment the 2013-14 season

ended, both men turned their attention to the upcoming year. Sitting in a somber Madison Square Garden locker room, following a loss to Connecticut in the NCAA Tournament Elite Eight, Valentine vowed that the Spartans would get back to that very spot this season, and that they would learn from their experience. Those words turned into action, with Trice and Valentine motivating their teammates throughout the summer and lending purpose to off-season workouts. In the words of Coach Izzo, they had "phenomenal summers."

Trice was a key reserve for most of his three seasons, but when Appling was sidelined with a wrist injury in February, Trice stepped in and elevated his play. Starting five straight games from Feb. 6 through Feb. 20, he averaged 9.2 points and 4.4 assists with an assist-to-turnover ratio of 11-to-1. On the season, he posted a 2.3 assist-to-turnover ratio, while also ranking second in the Big Ten in 3-point field-goal percentage in conference games (.483).

Plagued by a strange collection of injuries throughout his career, Izzo is eagerly anticipating what Trice can provide after a healthy summer.

"He's been healthy, he's been a great leader, and he's been a great player," said Izzo. "I'm expecting him to have



2014-15 OUTLOOK



Individually and collectively, Denzel Valentine (left) and Travis Trice (right) provide experience and great leadership in the Spartan backcourt.

maybe as big of jump in his game as anybody because he's just been healthy for a whole year."

During a 2013-14 campaign, in which nearly all his teammates suffered some sort of injury, Valentine was the one constant for the Spartans, being the only player to appear in all 38 contests. Arguably one of the most versatile players in college basketball, he was the only player in the Big Ten to rank in the Top 15 in both rebounding (11th) and assists (8th). He was fifth on the Spartans in scoring, while ranking second in both rebounding and assists.

And while his versatility is definitely a strength, he's continued to work on his ever-expanding game, becoming a much better shooter. After shooting just .281 from 3-point range as a freshman, he improved significantly, shooting .377 as a sophomore. The secret to his success is no mystery to his head coach.

"Valentine's definitely our most consistent hard worker," said Izzo. "Since the day he stepped on campus he's worked his tail off. He had to learn not to turn the ball over as much, and he's done that. He had to become a better shooter, and he's done that too. You can always find him in the gym, and the best part is that he always brings someone with him.

"He can play any position but center. We can move him around and take advantage of mismatches. He does a little bit of everything. We can play him in the post or we can play him at the point. He's been a complimentary player for his first two years, but it's his turn to shine."

Adding some offensive punch to the Spartan attack in 2014-15 is a player with whom Valentine is very familiar, junior transfer Bryn Forbes (6-3, 180). A teammate of Valentine's at Lansing Sexton High School where they captured back-to-back state championships (2011 & 2012), Forbes spent two seasons at Cleveland State where he scored 905 points in two seasons. He transferred to Michigan State in June in order to move back closer to his family, and he received an NCAA waiver that will allow him to be eligible for the Spartans this season.

Forbes' best asset is his outside shooting, as he made 142 3-pointers in his first two years of college basketball, averaging 2.2 per contest for his career. And while some might question his ability to perform at the Big Ten level, some of his best efforts have come against top-notch competition, such as his 22-point effort at Kentucky. While he needs to continue to improve defensively, there's no doubt that the Spartans will benefit from his potent scoring ability.

Sophomore Alvin Ellis III (6-4, 210) is the other member of the backcourt with significant Division I experience. He appeared in 36 games as a freshman, showing flashes of his skills. His best effort was a 12-point performance against Michigan. He has a good feel for the game, and while he doesn't excel in any single area, he does a lot of things well. As he continues to dedicate himself to the game, he has a chance to challenge for a starting job or significant minutes.



Alvin Ellis III will have an expanded role in 2014-15.



2014-15 OUTLOOK

SPARTANS

A pair of talented freshmen add depth to the Spartan backcourt as Lourawls "Tum Tum" Nairn Jr. (5-10, 170) and Javon Bess (6-5, 215) are ready to contribute.

Nairn is perhaps the fastest player in his class. He is a pass-first point guard who loves to set up his teammates. Defensively, his quickness and strength allow him to excel. But that's not what has Coach Izzo excited. Instead, he prefers to focus on Nairn's intangibles.

"He's already up there with some of the best leaders I've had," explained Izzo. "Everybody loves him. He brings energy, excitement and enthusiasm to the game, and most importantly, he loves making other people better."

Bess adds versatility on the wing. A little bit of a late bloomer, Bess came on strong as a senior, earning Ohio Division I co-player of the honors. His outside shooting has improved significantly over the last year to go along with a great understanding of the game. Like Valentine, Bess has the versatility to play several positions. And while his offensive game has room to develop, his length and toughness will allow him to contribute defensively immediately.

Senior Keenan Wetzel (6-4, 210) is a terrific outside shooter who adds depth to the Spartan backcourt, while also serving as an important member of the scout team.

Another player who will be a key member of the scout team in 2014-15 is junior Eron Harris (6-3, 180). Harris transferred to MSU this past June after spending his first two seasons at West Virginia. A native of Indianapolis, Harris averaged 13.6 points over two seasons, including 17.2 last season. He will sit out this season due to NCAA transfer rules.

FRONTCOURT

Senior Branden Dawson (6-6, 225) gives the Spartan frontcourt its star power. The Most Outstanding Player of the 2014 Big Ten Tournament, Dawson averaged 15.7 points and 8.1 rebounds in the postseason after missing nine straight games with a broken hand. His post-injury performance was the most consistent effort of his career and is a large reason that the Sporting News named him a preseason First-Team All-American.

Dawson could have entered his name in the NBA Draft last spring, but quickly opted to announce his decision to return to MSU and dedicate himself to becoming a more complete player.

"Branden's had a great summer," said Izzo. "He's lived in the gym and has continuously worked on his shooting. His biggest thing for this year has to be finding his niche, and not worrying about his shot or any other area of his game. He has to understand that he has to keep his motor running full-tilt. And if he can, he can be a dominating player. He's in great shape, which will be key, because he's going to play a lot of minutes at different positions."

"I'm very pleased with the progress Branden has made. I see no reason he doesn't take off from where he was and turn himself into a great college player and a first-round NBA Draft pick."

Junior Matt Costello (6-9, 245) enters the season as the likely starting center. Costello suffered through a bout of mononucleosis in the middle of last season, but was still a key contributor at times. He ranked 10th in the Big Ten with 43 blocks, and shot nearly 60 percent (.598) from the



One of the most dynamic players in the game, Branden Dawson is poised for a stellar senior year.



2014-15 OUTLOOK



In the middle of the Spartan lineup, Matt Costello protects the rim defensively and attacks it offensively.

field. He had strong performances like 11 points and 12 rebounds in an overtime win at Iowa, but then did not score in double figures in the final 15 games of the season. Greater consistency will be imperative not only for his individual game, but overall team success as well. Always a solid defender, Costello also has worked on increasing his offensive game, expanding the range on his jump shot out near the 3-point arc.

Sophomore Gavin Schilling (6-9, 240) will team with Costello to split minutes at center. Schilling has raw talent and power, but struggled at times to translate it into game performance. He's an incredible athlete for his size and he can be a dominating rebounder. Izzo believes Schilling is the type of player that will make dramatic improvement from his freshman to sophomore year as he'll have a better understanding of all the team concepts.

Freshman Marvin Clark Jr. (6-6, 230) was a late addition to the Spartan recruiting class, signing in the spring. A prep

teammate of Nairn at Sunrise Christian Academy in 2012-13, Clark spent last year playing for the post-graduate team at Sunrise Christian. He's a very good athlete, while also possessing a good shooting touch along with some similarities to another current Spartan.

"He's kind of like a poor man's Branden Dawson," said Izzo. "He isn't quite the athlete Branden is, but it's close and he's a better shooter. But he's definitely got the body that Branden has. It's the way that the world's gone now, where everybody's looking at smaller lineups, so I'm expecting him to help us at both the 3 and the 4."

The Spartans have a pair of walk-ons who could contribute if needed. Red-shirt junior Colby Wollenman (6-7, 230) has continued to improve since walking on to the team a few years ago. Freshman Kenny Goins (6-6, 215) turned down scholarship offers to smaller schools for the chance to become a Spartan and live out his childhood dreams. In addition, junior Trevor Bohnhoff (6-7, 225) is in his third year as a walk-on, serving as a member of the scout team.

SCHEDULE

The Spartans will face a schedule that includes 13 opponents that appeared in the 2014 postseason, play six of their first eight games away from East Lansing, and make trips to Rutgers and Maryland in their inaugural year of Big Ten Basketball, while hosting Maryland in the first ever Big Ten game for the Terrapins.

MSU will open at Navy on Nov. 14 in the inaugural Veterans Classic, and play Duke in the fourth-annual Champions Classic four days later in Indianapolis (Nov. 18). The Blue Devils are ranked No. 2 in the ESPN.com Preseason Top 25. The non-conference slate also includes an appearance in the Orlando Classic, where MSU could face Kansas, as the Jayhawks are preseason No. 10.

Moving to a 14-team conference for 2014-15, each Big Ten team will play five schools twice, four schools on the road, and four schools at home. Michigan State will go home and home with Maryland, Indiana, Northwestern, Michigan, and Illinois. The Spartans will host Penn State, Ohio State, Minnesota, and Purdue, while traveling to Iowa, Nebraska, Rutgers, and Wisconsin.



A year of college experience should lead to a much improved Gavin Schilling in 2014-15.



2 JAVON BESS

SPARTANS



FRESHMAN • GUARD • 6-5 • 215 • COLUMBUS, OHIO/GAHANNA LINCOLN

THE WORD

Long, tough, skilled wing • Ability to contribute defensively immediately • Plays with great pace offensively • Quality rebounder, especially on the offensive end • Possesses a good understanding of the game and looks to exploit mismatches offensively • Has great versatility both offensively and defensively.

HIGH SCHOOL

Averaged 22 points, 7.5 rebounds and 3.5 assists as a senior at Gahanna Lincoln High School, playing for Coach Tony Staib, shooting 65 percent from the field • Named Ohio Division I co-player of the year after leading Gahanna Lincoln to an 18-5 record • Associated Press Division I First-Team honoree • 2014 Central District Player of the Year • Earned MVP honors in both the Ohio-Kentucky and Ohio Divisions I-II North South All-Star games following the 2013-14 season • Averaged 18.5 points, 7.5 rebounds and 2.5 assists as a junior • Helped team to a 22-6 record, advancing to the regional finals of the Ohio High School Division I state tournament, averaging a double-double with 18 points and 10 rebounds over the final 16 games of the season • 2013 Honorable Mention All-Ohio Division I

• 2013 first-team all-league and second-team All-Central Ohio honoree • Scored a career-high 36 points in a game vs. Olentangy, while also scoring 30 points or more in two other contests • Played AAU basketball for All-Ohio Red, helping the team capture the 2013 Spiece Run and Slam Classic, scoring 23 points in the finals • Played for Pickerington Central as a sophomore • Helped Central capture the 2012 Division I State Championship, knocking down two clutch free throws in the final 10 seconds to secure a 45-40 victory • Played quarterback and wide receiver growing up, but gave up football following his freshman season.

PERSONAL

Born April 1, 1996 • Son of Myron and April Bess • Sister Zenobia plays basketball for Illinois State • Plans to major in accounting.







13 TREVOR BOHNHOFF

SPARTANS



JUNIOR • FORWARD • 6-7 • 225 • SAGINAW, MICH./NOUVEL

CAREER STATS

| Year | GP/GS | Min./Avg | FG-FGA | FG% | 3FG-FGA | 3FG% | FT-FTA | FT% | OFF-DEF | REB | AVG | PF/D | A | TO | BL | ST | PTS | AVG |
|---------------|-------------|---------------|------------|-------------|------------|-------------|------------|-------------|------------|----------|------------|------------|----------|----------|----------|----------|----------|------------|
| 12-13 | 4/0 | 3/0.8 | 0-0 | .000 | 0-0 | .000 | 1-2 | .500 | 1-0 | 1 | 0.3 | 0/0 | 0 | 0 | 0 | 1 | 1 | 0.3 |
| 13-14 | 8/0 | 13/1.6 | 1-2 | .500 | 0-0 | .000 | 2-4 | .500 | 3-1 | 4 | 0.5 | 2/0 | 0 | 0 | 0 | 4 | 4 | 0.5 |
| Totals | 12/0 | 16/1.3 | 1-2 | .500 | 0-0 | .000 | 3-6 | .500 | 4-1 | 5 | 0.4 | 2/0 | 0 | 0 | 0 | 1 | 5 | 0.4 |

THE WORD

Joined the Spartans as a walk-on during the 2012-13 season • Adds depth to the Spartan frontcourt as a member of the scout team.

2013-14

Appeared in eight games, averaging 0.5 points and 1.6 minutes • Scored two points against McNeese State (11/8), connecting on his only field goal of the season • Connected on two free throws against New Orleans (12/28) • Grabbed a single rebound in four different contests • Academic All-Big Ten.

2012-13

Appeared in four games, seeing action at Purdue (2/9), in home games against Michigan (2/12) and Wisconsin (3/7) and against Memphis (3/23) in the third round of the NCAA Tournament • Grabbed one rebound and made 1-of-2 free throws against Michigan • Recorded a steal against Wisconsin.





HIGH SCHOOL

Three-year letterwinner at Nouvel Catholic Central • Bank Hoops second-team all-state selection • Averaged a double-double for the season with team-highs of 17.6 points and 11 rebounds • Led the Panthers to Class C regional finals • Saginaw News area Dream Team selection for Class C-D • Basketball Coaches Association of Michigan Class C-D All-State selection, earning a spot in the all-star contest played at The Palace at Auburn Hills • Led the team in scoring (14.7 ppg) and rebounding (7.6 rpg) as a junior.

PERSONAL

Born Nov. 6, 1993 • Son of Craig and Teresa Bohnhoff • Pre-med student with physiology major.





O MARVIN CLARK JR.

SPARTANS



FRESHMAN • FORWARD • 6-6 • 230 • KANSAS CITY, MO./SUNRISE CHRISTIAN

THE WORD

Physical wing with a sweet shooting stroke • Improving as a player off the dribble • Big Ten-ready body as a true freshman, with the athleticism to defend multiple positions • Strength and size allow for offensive versatility.

HIGH SCHOOL

Averaged 20 points and 9 rebounds for the Prep Team at Sunrise Christian Academy in Bel Aire, Kansas, playing a schedule that consisted mainly of junior college opponents • Played for Coach Luke Barnwell on the prep team • Top performances included 32 points and 14 rebounds against Cloud County Junior College and 30 points and 16 rebounds against Independence Community College • Was a teammate of Lourawls "Tum Tum" Nairn Jr., during the 2012-13 season, helping lead Sunrise Christian Academy to a 29-1 record, playing for Coach Kyle Lindsted • Averaged 12 points, 3.3 rebounds and 1.1 steal in 2012-13 • Shot 51.8 percent from the field, including 35.9 percent from 3-point range, and 69.2 percent from the foul line • Originally a member of the Class of 2013 before reclassifying to the Class of 2014 and taking a postgraduate year at Sunrise Christian Academy.

PERSONAL

Born Nov. 3, 1994 • Son of Marvin Clark Sr. and Donette Miller • Plans to major in marketing.







10 MATT COSTELLO

SPARTANS



JUNIOR • FORWARD • 6-9 • 245 • LINWOOD, MICH./BAY CITY WESTERN

CAREER STATS

| Year | GP/GS | Min/Avg | FG-FGA | FG% | 3FG-FGA | 3FG% | FT-FTA | FT% | OFF-DEF | REB | AVG | PF/D | A | TO | BL | ST | PTS | AVG |
|---------------|--------------|-----------------|---------------|-------------|------------|-------------|--------------|-------------|--------------|------------|------------|--------------|-----------|-----------|-----------|-----------|------------|------------|
| 12-13 | 30/0 | 184/6.1 | 15-32 | .469 | 0-0 | .000 | 14-17 | .824 | 10-30 | 40 | 1.3 | 36/0 | 5 | 7 | 13 | 6 | 44 | 1.5 |
| 13-14 | 34/20 | 501/14.7 | 52-87 | .598 | 0-0 | .000 | 33-50 | .660 | 47-66 | 113 | 3.3 | 70/0 | 27 | 22 | 43 | 9 | 137 | 4.0 |
| Totals | 64/20 | 685/10.7 | 67-119 | .563 | 0-0 | .000 | 47-67 | .701 | 57-96 | 153 | 2.4 | 106/0 | 32 | 29 | 56 | 15 | 181 | 2.8 |

THE WORD

Long, tough post player • Strong rebounder that loves to attack the glass • Has good timing that equates to a proficiency at blocking shots • Continues to work on increasing his shooting range out near 3-point line.

2013-14

Appeared in 34 games, starting 20, averaging 4.0 points and 3.3 rebounds in 14.7 minutes per contest • Led the team with 43 blocks, ranking 10th in the Big Ten (1.3 bpg) • His 43 blocks were the seventh-best single-season total in school history, and the most ever by a Spartan sophomore • Blocked 24 shots in Big Ten contests (1.3 bpg), ranking eighth in the conference • Ranked second on the team in field-goal percentage (.598) • Missed four games in December due to mononucleosis • Posted his first career double-double in an overtime win at Iowa (1/28), scoring

a career-high 11 points and grabbing a career-high 12 rebounds; nine of his 11 points came in the last five minutes of regulation and overtime • Scored 10 points against Penn State (2/6), adding six rebounds and a season-high tying three assists • Also dished out three assists against Columbia (11/15) • Scored six or more points in 10 contests • Grabbed five or more rebounds in eight games • Tallied nine points and eight rebounds against Michigan (1/25) • Also scored nine points against Northwestern (2/13) • Tallied seven points and eight rebounds against Minnesota (1/11) • Started 13 of 18 Big Ten contests, averaging 4.9 points and 3.6 rebounds in conference games • Blocked a career-best six shots at Illinois (1/18), tying the second-best single-game effort in MSU history • Blocked two or more shots in 10 contests • Academic All-Big Ten.

2012-13

Appeared in 30 games, averaging 6.1 minutes • Averaged 1.5 points and 1.3 rebounds, shooting .469 from the field •





His .824 free-throw percentage (14-17) was tops on the team • Ranked fourth on the team with 13 blocks, averaging a block every 14.2 minutes • Averaged 8.0 minutes in the last 13 games after playing more than eight minutes just once in the first 23 games • Turned in one of his best games in a 75-52 win over No. 4 Michigan (2/12), scoring a season-high eight points and grabbing a Big Ten season-high six rebounds, hitting all three field goal attempts and both free throw attempts • Scored six points and grabbed a season-high seven rebounds against Tuskegee (12/15) • Blocked a season-high three shots against No. 1 Indiana (2/19) • Blocked two shots each against Texas Southern (11/18), Nebraska (2/16) and Valparaiso (3/21) in the second round of the NCAA Tournament • Missed the first two games of the season and both exhibition games with a bruised back.

HIGH SCHOOL

2012 Hal Schram Mr. Basketball Award winner • 2012 Gatorade Michigan High School Player of the Year • 2012 Parade Magazine All-American • Detroit Free Press and The Detroit News Dream Team selection for the second straight year • Averaged 25.1 points, 19.1 rebounds, 4.0 assists and 4.0 blocks per game at Bay City Western for Coach Chris Watz • Led the Warriors to the Class 4A regional semifinals, an 18-6 record, and a second-straight district championship • Finished his career as the school's

all-time leader in points (1,518), rebounds (1,069) and blocked shots (280) • Ranked among the top 100 players in the nation by Rivals.com (#83), ESPNU100 (#87), and Scout.com (#95) • Rated among the top players at his position by ESPNU100 (#17 power forward), Rivals.com (#21 power forward), and Scout.com (#23 center) • 2011 Gatorade Michigan High School Player of the Year • Detroit Free Press and The Detroit News Dream Team selection • Averaged 19.8 points, 13.0 rebounds and 3.8 blocks as a junior, shooting 53.4 percent from the field and 72 percent from the foul line • Posted a school-record 19 double-doubles • Helped team improve from 10-11 in 2010 to 24-3 in 2011, leading Bay City Western to Class A state semifinals for the first time in school history • MVP of Saginaw Valley Association • Attended 2011 NBA Top 100 Camp • Averaged 16.7 points 11.8 rebounds, 3 blocks and 3 assists as a sophomore • Set a school record with 14 blocks in a single game • 2010 Bay City Times Dream Team and first-team All-Saginaw Valley League selection • National Honor Society member.

PERSONAL

Born Aug. 5, 1993 • Son of Mike and Jen Costello • Interdisciplinary studies in social science major with a concentration in human capital and society.



22 BRANDEN DAWSON

SPARTANS



SENIOR • FORWARD • 6-6 • 225 • GARY, IND./LEW WALLACE

CAREER STATS

| Year | GP/GS | Min/Avg | FG-FGA | FG% | 3FG-FGA | 3FG% | FT-FTA | FT% | OFF-DEF | REB | AVG | PF/D | A | TO | BL | ST | PTS | AVG |
|--------|-------|-----------|---------|------|---------|------|---------|------|---------|-----|-----|-------|-----|-----|----|-----|-----|------|
| 11-12 | 31/31 | 640/20.6 | 109-189 | .577 | 0-3 | .000 | 41-69 | .594 | 67-72 | 139 | 4.5 | 41/0 | 29 | 43 | 26 | 29 | 259 | 8.4 |
| 12-13 | 36/35 | 969/26.9 | 139-262 | .531 | 0-5 | .000 | 43-80 | .538 | 77-135 | 212 | 5.9 | 58/0 | 47 | 73 | 33 | 57 | 321 | 8.9 |
| 13-14 | 28/23 | 792/28.3 | 136-222 | .613 | 0-1 | .000 | 42-64 | .656 | 83-150 | 233 | 8.3 | 41/0 | 46 | 36 | 25 | 35 | 314 | 11.2 |
| Totals | 95/89 | 2401/25.3 | 384-673 | .571 | 0-9 | .000 | 126-213 | .592 | 227-357 | 584 | 6.1 | 140/0 | 122 | 152 | 84 | 121 | 894 | 9.4 |

THE WORD

2013-14

Sporting News Preseason First-Team All-American • Opted to return to Michigan State for his senior season rather than enter the 2014 NBA Draft on the heels of a fantastic final month • Preseason First-Team All-Big Ten selection as chosen by Lindy's Sports and Sporting News, while Athlon Sports places him on all-conference second team • Named No. 1 small forward in the nation by Sporting News, No. 3 small forward by Lindy's Sports and No. 6 "slasher" by Athlon Sports • First-Team All-Senior Class selection for Athlon Sports • Owns a dynamic combination of elite athleticism and Big Ten strength • Has tremendous rebounding instincts both on the offensive and defensive ends • Terrific defender with the ability and versatility to defend multiple positions • Tireless worker in the gym, developing his outside shot and ball-handling skills during the offseason.

Appeared in 28 games, starting 23, averaging 11.2 points, 8.3 rebounds and 1.6 assists in 28.3 minutes per game • Named Most Outstanding Player of the Big Ten Tournament, averaging 15.0 points and 7.3 rebounds, shooting .750 (21-of-28) from the field • Co-recipient of MSU's Antonio Smith Glue and Guts and John E. Benington Best Defensive Player Awards and tri-recipient of the Jumping Johnny Green Chairman of the Boards Award • Missed 10 games due to injury, including nine straight from Jan. 25 through Feb. 23 with a broken right hand • Ranked third on the team in scoring and led the Spartans in rebounding • Would have ranked second in the Big Ten in rebounding and led the conference in field-goal percentage (.613) had he played in one more game and been eligible in the Big Ten statistics • Averaged 15.7 points and 8.1 rebounds in seven postseason games, shooting .681 from the field •







22 BRANDEN DAWSON

SPARTANS

Ranked fourth on the team in steals (35) and second in steals per game (1.3 spg) • Ranked third on the team in blocks (25) and blocks per game (0.9 bpg) • Led MSU in rebounding in 19 games and in scoring in four games • MSU was 24-4 when he played and 20-3 when he started • Scored in double-figures in 15 games, including three games of 20 points or more • Scored a career-high 26 points against Harvard (3/22) in the third round of the NCAA Tournament, connecting on 12-of-15 field-goal attempts, and grabbing nine rebounds • Posted a double-double against Virginia (3/28) in the Sweet 16 of the NCAA Tournament, totaling 24 points and 10 rebounds • Other top scoring efforts included 20 points at Penn State (12/31), adding nine rebounds, and 18 points against Oklahoma (11/23) in the championship game of the Coaches Vs. Cancer Classic, adding 10 rebounds for a double-double • Tied for second in the Big Ten and first on the team with six double-doubles • Posted double-doubles against McNeese State (11/8; 12 points, 12 rebounds), Virginia Tech (11/22; 12 points, 10 rebounds), Oklahoma (11/23;


18 points, 10 rebounds), Oakland (12/14; 16 points, 13 rebounds), Texas (12/21; 11 points, 10 rebounds), and Virginia (3/28; 24 points, 10 rebounds) • Grabbed double-figure rebounds in 10 games, totaling eight or more rebounds in 18 of 28 contests • Tied his career high with a season-high 13 rebounds against Oakland (12/14) • Recorded two or more steals in 10 contests, including a career-high tying and season-high five steals against Iowa (3/6) • Other top efforts include four steals against No. 1 Kentucky (11/12), and three against both Virginia Tech (11/22) and Indiana (1/4) • Notched a season-high three blocks against Oakland (12/14), Northwestern (1/15) and Iowa (3/6) • Dished out a season-high five assists against McNeese State (11/8), and tallied four against Delaware (3/20) in the second round of the NCAA Tournament.

2012-13

Appeared in all 36 games, starting 35, averaging 26.9 minutes, fourth most on the team • Did not miss a game or practice all season despite suffering a torn left ACL in the 2012 regular-season finale • Averaged 8.9 points, fifth best on the team, and 5.9 rebounds, third best on the team • Shot .531 from the field, ranking second on the team among players with more than 100 attempts, and seventh in the Big Ten • Led the Spartans in steals (57), ranking sixth in the Big Ten (1.6 spg) • In conference games, he ranked sixth in the Big Ten in field-goal percentage (.532) and eighth in steals (1.4 spg) • Scored in double figures in 16 games, leading the team in two contests • MSU was 13-3 when he scored in double-figures • Scored a season-high 20 points at Purdue (2/9), hitting 7-of-9 from the field and 6-of-6 from the foul line • Recorded three double-doubles on the season, including an 18-point, 13-rebound performance at Wisconsin (1/22) • Also posted double-doubles against Connecticut (11/9) in the season opener (15 pts., 10 reb.) and against Purdue (1/5) at home (14 pts., 11 reb.) • Grabbed double-digit rebounds in five contests, with 12 games recording seven rebounds or more • MSU was undefeated in the six games where he led the Spartans in rebounding • Tallied a season-high five steals against both Connecticut (11/9) and Texas Southern (11/18) • Ranked second on the team in blocks (33), including blocking a season-high four shots against Loyola-Chicago (12/8) and Nebraska (2/16).

2011-12

Started the first 31 games of the season, averaging 8.4 points and 4.5 rebounds • Missed the final six contests after suffering a torn left ACL in the regular-season finale vs. Ohio State • Big Ten All-Freshman Team honoree • Honorable mention All-Big Ten (media vote) • Ranked fourth on the team in scoring and second in rebounding • Third on the squad in both steals (29) and blocks (26) • Ranked fourth in the Big Ten in field-goal percentage overall (.577) and third in conference games (.584) • Led the squad in field-goal percentage, ranking fourth all-time



22 BRANDEN DAWSON

among Spartan freshmen • Ranked seventh in the Big Ten in offensive rebounding overall (2.2 orgp) and sixth in conference games (2.1 orgp) • Ranked 13th in the Big Ten in blocked shots overall (0.8 bpg) and 11th in conference games (0.9 bpg) • Scored in double figures in 12 contests • Led the Spartans in scoring in four games, including contests vs. Texas Southern (11/18 - 13 points), UMKC (12/19 - 16 points), Purdue (1/21 - 14 points) and Illinois (1/31 - 12 points) • Twice scored a season-high 16 points, including games against UMKC (12/19) and Minnesota (1/25) • Ranked second on the team with three double-doubles: vs. Central Connecticut State (12/7 - 11 points, 11 rebounds), at Illinois (1/31 - 12 points, 13 rebounds) and at Purdue (2/19 - 15 points, 11 rebounds), leading MSU in rebounding in all three games • Grabbed six or more rebounds on 10 occasions, including a season high 13 at Illinois (1/31) • Tallied two steals on 10 occasions, including two games with three steals • Blocked two or more shots in nine games, including a season-high four blocks vs. Minnesota (1/25) • Ranks third all-time among Spartan freshmen with 26 blocks • Grabbed seven rebounds in his Spartan debut against North Carolina (11/11), tied for the fifth-most ever by a MSU freshman in his first game • Named Big Ten Freshman of the Week on Jan. 30, becoming the first Spartan honored in the two-year history of the award, following his 16-point effort vs. Minnesota (1/25).



HIGH SCHOOL

2011 McDonald's All-American, recording nine points and eight rebounds in the McDonald's All-American Game • Participant in McDonald's All-American Game Powerade Jam Fest • 2011 PARADE Magazine Third-Team All-American • Averaged 28.7 points, 18.6 rebounds and 5.6 assists as a senior for Coach Renaldo Thomas at Lew Wallace High School, leading team to a sectional championship and the regional semifinals • Member of Indiana All-Stars, competing against Kentucky All-Stars • 2011 Indiana Basketball Coaches Association Senior All-State selection • 2011 Northwest Indiana Times Player of the Year • Played in 2011 Derby Festival Classic • Ranked among the top 25 players in the nation by Scout.com (#13), Rivals.com (#20) and ESPN Top 100 (#22) • Rated the No. 4 small forward in the nation by Scout.com, No. 5 by ESPN Top 100 and No. 7 by Rivals.com • 2010 Associated Press First-team All-State honoree • 2010 Northwest Indiana Times Player of the Year • Averaged 23.1 points, 14.7 rebounds, 4.8 steals and 3.1 blocks as a junior, shooting 62 percent from the field • Led Lew Wallace High School to a 19-5 mark and the 3A state championship game, totaling 22 points and 11 rebounds in an overtime loss • Participated in 2010 LeBron James and Paul Pierce Skills Academies • Participated in 2010 NBA Top 100 Camp • Three-time all-area selection • Averaged 17.3 points, 15 rebounds, 4.1 assists, 4.5 steals and 3.8 blocks as a sophomore • AAU teammate of Travis Trice for SYF Players.

PERSONAL


Born Feb 1, 1993 • Son of Leon Albritton and Cassandra Dawson • Sociology major.





3 ALVIN ELLIS III

SPARTANS



SOPHOMORE • GUARD • 6-4 • 210 • MATTESON, ILL./CHICAGO DE LA SALLE

CAREER STATS

| Year | GP/GS | Min./Avg | FG-FGA | FG% | 3FG-FGA | 3FG% | FT-FTA | FT% | OFF-DEF | REB | AVG | PF/D | A | TO | BL | ST | PTS | AVG |
|--------|-------|----------|--------|------|---------|------|--------|------|---------|-----|-----|------|----|----|----|----|-----|-----|
| 13-14 | 36/1 | 285/7.9 | 24-50 | .480 | 6-13 | .462 | 13-22 | .591 | 8-15 | 23 | 0.6 | 42/1 | 14 | 22 | 3 | 13 | 67 | 1.9 |
| Totals | 36/1 | 285/7.9 | 24-50 | .480 | 6-13 | .462 | 13-22 | .591 | 8-15 | 23 | 0.6 | 42/1 | 14 | 22 | 3 | 13 | 67 | 1.9 |

THE WORD

Long wing player with the versatility to play multiple positions • Possesses a great understanding of the game • Very good vision and passing skills • Moves well without the ball.

2013-14

Appeared in 36 games, starting one, averaging 1.9 points and 0.6 rebounds in 7.9 minutes • Scored a season-high 12 points against Michigan (1/25), making all four field-goal attempts, including two 3-pointers, and hitting two free throws • Opened his Spartan career with six points and two rebounds against McNeese State (11/8) • Also scored six points and grabbed two rebounds at Wisconsin (2/9) • Scored five points in three additional games against Mount St. Mary's (11/29), Penn State (2/6), and Northwestern (2/13) • Made his first career start against Mount St. Mary's, with five points and two assists in 14 minutes •

Hit 6-of-13 from 3-point range, as his .462 percentage was second best on the squad • Dished out a season-high three assists in the second round of the NCAA Tournament against Delaware.

HIGH SCHOOL

Averaged 20 points, 6.0 rebounds and 4.0 assists as a senior at Chicago De La Salle High School • Led the Meteors to a 17-8 record and an appearance in the regional finals while earning Class 4A second-team all-state honors • IBCA (Illinois Basketball Coaches Association) First-Team All-State selection • Two-time All-Catholic League North selection • Averaged 17.0 points, 4.2 assists, 4.0 rebounds and 2.2 steals as a junior • Shot 41 percent from 3-point range as a junior • Scored 42 points, including 19 in the fourth quarter, in the 2012 Illinois Class 4A regional title game • Two-year team captain at De La Salle • Played with fellow MSU sophomore Gavin Schilling in 2011-12 (junior season) • Captured Catholic League North and regional titles as a sophomore.





PERSONAL

Born April 9, 1995 • Son of Alvin and Sarah Ellis • Plans to major in kinesiology.





5 BRYN FORBES

SPARTANS



JUNIOR • GUARD • 6-3 • 180 • LANSING, MICH./SEXTON

CAREER STATS

| Year | GP/GS | Min./Avg | FG-FGA | FG% | 3FG-FGA | 3FG% | FT-FTA | FT% | OFF-DEF | REB | AVG | PF/D | A | TO | BL | ST | PTS | AVG |
|---------------|--------------|------------------|----------------|-------------|----------------|-------------|----------------|-------------|---------------|------------|------------|--------------|-----------|------------|----------|-----------|------------|-------------|
| 12-13 | 32/18 | 905/28.3 | 136-314 | .433 | 61-157 | .389 | 74-92 | .804 | 24-87 | 111 | 3.5 | 57/0 | 38 | 53 | 1 | 25 | 407 | 12.7 |
| 13-14 | 32/32 | 1102/34.4 | 154-355 | .434 | 81-191 | .424 | 109-132 | .826 | 23-76 | 99 | 3.1 | 50/1 | 54 | 50 | 1 | 25 | 498 | 15.6 |
| Totals | 64/50 | 2007/31.4 | 290-669 | .433 | 142-348 | .408 | 183-224 | .817 | 47-163 | 210 | 3.3 | 107/1 | 92 | 103 | 2 | 50 | 905 | 14.1 |

THE WORD

Joins the Spartans after transferring from Cleveland State where he spent his first two seasons • Received a waiver from the NCAA and will be eligible to play for the Spartans this season • Outstanding long-range shooter who enters the season having made a 3-pointer in 59 of 64 career games • Multi-dimensional offensive threat who can beat his man off the dribble or with his pure shooting stroke • Solid athlete working to develop into a better defender.

2013-14 (AT CLEVELAND STATE)

Started all 32 games in which he played, averaging 15.6 points, 3.1 rebounds and 1.7 assists in 34.4 minutes • Earned second-team NABC All-District 12 honoree • Second-Team All-Horizon League honoree • His 15.6 points per game average led Cleveland State and ranked sixth

in the Horizon League • Ranked second in the league in 3-point field goals made (2.5 pg), trailing only Oakland's Travis Bader, the NCAA's all-time leading 3-point shooter • Also ranked fourth in the Horizon League in 3-point field-goal percentage (.424), fifth in free-throw percentage (.826) and fourth in minutes played (34.4 mpg) • Established a Cleveland State single-season school record with 81 made 3-pointers, making at least one 3-pointer in every contest • Scored in double-figures in 26 of 32 games, including 10 contests with 20 points or more • Made his first 28 free throws of the season before missing • Scored a season-high 27 points against both Notre Dame (Ohio) (12/18), matching the CSU single-game mark with five made 3-pointers, and Detroit (1/31), adding a season-high seven rebounds against the Titans • Tallied 22 points and five rebounds at Kentucky (11/25), making 11-of-11 attempts from the foul line • Recorded 25 points and a career-high tying four steals at Eastern Illinois (1/28) • Also notched four steals against Youngstown State (1/13).





2012-13 (AT CLEVELAND STATE)

Appeared in 32 games, starting 18, averaging 12.7 points, 3.5 rebounds and 1.2 assists in 28.3 minutes • Led the team in scoring among players who played in more than six games • Voted the 2012-13 Horizon League Newcomer of the Year and earned a spot on the Horizon League All-Newcomer Team • Named to the CollegeInsider.com Mid-Major Freshman All-America Team • Two-time Horizon League Newcomer of the Week (Dec. 3 and Jan. 14) • Ranked 11th in Horizon League in scoring and eighth in 3-pointers per game (2.0) • In conference games, ranked seventh in scoring (14.9 ppg) and second in free-throw percentage (.908) • Scored in double figures in 24 contests, including four games of more than 20 points • Scored a season-high 24 points against both Valparaiso (2/9), connecting on 8-of-10 shots, including 4-of-4 from 3-point range, and Milwaukee (2/17), making 9-of-12 shots, including 4-of-7 from behind the arc • Also scored 22 points against Loyola (1/23) and 21 against Detroit (1/12), adding a season-high eight rebounds against the Titans and matching the CSU single-game record with five 3-pointers • Also collected eight rebounds at UIC (2/2) • Dished out a season-high five assists against Notre Dame (Ohio) (12/19).

HIGH SCHOOL

Averaged 19.0 points, 5.0 rebounds and 3.0 assists as a senior, playing for Coach Carlton Valentine at Lansing Sexton High School • Teamed with Denzel Valentine to win back-to-back Class B State Championships in 2011 and 2012 • 2012 Lansing State Journal Dream Team member • 2012 Class B All-State selection for the Detroit Free Press and The Detroit News • Connected on 60 3-pointers as a senior • Scored 19 points in the 2012 Class B title game vs. Stevensville Lakeshore, adding seven assists, following a 19-point effort in the semifinals against Detroit Country Day • Averaged 13.6 points as a junior, helping Sexton to a 26-2 record and a state championship • Scored 29 points in the 2011 Class B semifinals against Detroit Country Day • Advanced to the 2010 state title game with Sexton as a sophomore.

PERSONAL

Born July 23, 1993 • Son of Brandon and Sue Forbes • Communication major.



25 KENNY GOINS

SPARTANS



FRESHMAN • FORWARD • 6-6 • 215 • TROY, MICH./WARREN MOTT

THE WORD

Preferred walk-on who joins the Spartans despite scholarship offers from other Division I schools • Great physical frame • Very athletic post player who shows raw potential • Aggressive rebounder • Runs the floor very well • Long arms allow him to have an effective jump hook.

HIGH SCHOOL

Averaged 21.1 points, 14.8 rebounds and 4.8 blocks as a senior for Warren Mott, playing for Coach Jeff Olind • 2014 Class A All-State selection by both The Detroit News and Detroit Free Press • 2014 Associated Press All-State selection • Led Mott to a 23-3 record and reached the Class A quarterfinals for the first time in school history • 2014 Macomb County Player of the Year • Recorded two triple-doubles as a senior, and posted a double-double in every contest • Excelled as a tight end in football • Honor roll student who also considered Ivy League member Dartmouth • Four-year student class president.

PERSONAL

Born Sept. 11, 1996 • Son of Ken and Laura Goins • Plans to major in marketing • Grew up as a big Michigan State fan and attended the 2014 Rose Bowl in Pasadena, California, where MSU defeated Stanford.







14 ERON HARRIS

SPARTANS



JUNIOR • GUARD • 6-3 • 180 • INDIANAPOLIS, IND./LAWRENCE NORTH

CAREER STATS

| Year | GP/GS | Min./Avg | FG-FGA | FG% | 3FG-FGA | 3FG% | FT-FTA | FT% | OFF-DEF | REB | AVG | PF/D | A | TO | BL | ST | PTS | AVG |
|--------|-------|-----------|---------|------|---------|------|---------|------|---------|-----|-----|-------|----|-----|----|----|-----|------|
| 12-13 | 31/17 | 683/22.0 | 95-227 | .419 | 44-125 | .352 | 71-92 | .772 | 15-55 | 70 | 2.3 | 48/1 | 30 | 46 | 3 | 24 | 305 | 9.8 |
| 13-14 | 33/32 | 1035/31.4 | 183-418 | .438 | 89-211 | .422 | 113-132 | .856 | 27-87 | 114 | 3.5 | 78/4 | 52 | 68 | 7 | 24 | 568 | 17.2 |
| Totals | 64/49 | 1718/26.8 | 278-645 | .431 | 133-336 | .396 | 184-224 | .821 | 42-142 | 184 | 2.9 | 126/5 | 82 | 114 | 10 | 48 | 873 | 13.6 |

THE WORD


Will sit out the 2014-15 season under NCAA transfer rules after playing at West Virginia the last two seasons • Dynamic outside shooter with elite range • terrific scorer always looking to be in attack mode • Very good athlete continuing to improve as a defender.

2013-14 (AT WEST VIRGINIA)

Appeared in 33 games, starting 32, averaging 17.2 points, 3.5 rebounds, and 1.6 assists in 31.4 minutes per contest • Ranked second on the team and fourth in the Big 12 in scoring • Ranked third in the conference in 3-point field-goal percentage (.422) and free-throw percentage (.856), fourth in 3-point field goals made (2.7 pg), and 11th in field-goal percentage (.438) • Honorable mention All-Big 12 honoree • Earned USBWA all-district accolades • Scored in double-figures in 29 of 33 contests, including 11 games

of 20 or more points and two games of more than 30 points • Scored a career-high 33 points against Duquesne (11/17), hitting 12-of-19 shots, including 6-of-8 from behind the arc • Scored 32 points against Baylor (2/22), hitting 6-of-9 3-pointers • Hit a career-best seven 3-pointers in 11 attempts en route to 27 points against Wisconsin (11/27) • Scored 28 points against both Oklahoma (2/5) and in an upset win over No. 8 Kansas (3/8) • Ranked third on the team in rebounding, grabbing six or more rebounds in six contests, including a season-high seven boards against Loyola (12/2) • Ranked second on the team in assists, distributing three or more assists in nine games • Recorded two or more steals in eight games, including a season-high three at Iowa State (2/26) • Made three or more 3-pointers in 16 games, including seven games with five or more • Named to the Cancun Challenge All-Tournament Team, averaging 20.0 points in four contests.





2012-13 (AT WEST VIRGINIA)

Appeared in 31 games, starting the final 17 contests of the season, averaging a team-best 9.8 points, 2.3 rebounds, and 1.0 assists in 22.0 minutes per contest • Scored in double figures in 17 games, including 13 of the 17 games in which he started • Averaged 13.5 points and 28.6 minutes in starting the final 17 games of the season • All-Big 12 honorable mention • Became the first freshman (second all-time) to lead West Virginia in scoring as a freshman since Warren Baker in 1972-73 • Scored a season-high 25 points against Baylor (2/27) • Scored 23 points at Oklahoma (3/6) • Led WVU with 44 made 3-point field goals, including 11 games with two or more • Connected on five 3-pointers against both Oklahoma State (1/26) and Oklahoma (3/6).

HIGH SCHOOL

Attended Lawrence North High School in Indianapolis, alma mater of former Spartan Chris Hill, playing for Coach Jack Keefer • Averaged 14 points per game as a senior captain in 2011-12 • MVP of the 2012 Eric Gordon Super Shootout All-Star Game • Selected to the 2012 Metropolitan Interscholastic Conference team • Helped lead Lawrence North to the Class 4A Section 10 semifinals in 2011, averaging 13 points as a junior, including 22 over the second half of the season • Also averaged five rebounds

and four assists as a junior, earning Metropolitan Interscholastic Conference honors.

PERSONAL

Born Nov. 26, 1993 • Son of Eric Harris Sr. and Marveda Saunders • Communication major.





11 LOURAWLS 'TUM TUM' NAIRN JR.

SPARTANS



FRESHMAN • GUARD • 5-10 • 170 • NASSAU, BAHAMAS/SUNRISE CHRISTIAN

THE WORD

Incredible leadership qualities, has the respect of his teammates despite being just a true freshman • Lightning quick with the basketball, can make a case as the fastest player in the class of 2014 • Hard-nosed defender with incredible toughness and strength • Enjoys creating scoring opportunities for teammates • Brings energy, excitement and enthusiasm every time he takes the court • Has a great work ethic and a desire to be great.

HIGH SCHOOL

Averaged 17.6 points, 5.7 assists, 2.8 rebounds and 1.7 steals as a senior, leading Sunrise Christian to a 16-3 record, playing for Coach Kyle Lindsted • Shot 52.4 percent from the field, including 38.9 percent from 3-point range • Scored in double figures in every contest of his senior season • Posted two double-doubles, including 21 points and 11 assists against Oklahoma City and 19 points and 10 assists against Hill College • Scored a career-high 29 points vs. No. 8 LaLumiere • Named MVP of 2013 Tournament of Champions • Started every game over his final two seasons • Averaged 9.4 points and 8.0 assists per game as a junior, leading Sunrise Christian to a 29-1 mark • Also averaged 1.9 steals and 2.7 rebounds for the Buffaloes,

shooting 45.1 percent from the floor and 34.5 percent from 3-point range • Ranked the No. 62 player in the nation by Rivals.com and No. 73 by ESPN.com • Averaged seven points and seven assists as a sophomore, as Sunrise Christian posted a 24-4 record.

PERSONAL

Born Oct. 8, 1994 • Son of Lourawls Nairn Sr. and Monalisa McKinney • Moved to the United States from the Bahamas at age 13 • Nicknamed "Tum Tum" after a character in the 1992 movie "3 Ninjas" • Plans to major in communication.







34 GAVIN SCHILLING

SPARTANS



SOPHOMORE • FORWARD • 6-9 • 240 • CHICAGO, ILL./FINDLAY PREP

CAREER STATS

| Year | GP/GS | Min./Avg | FG-FGA | FG% | 3FG-FGA | 3FG% | FT-FTA | FT% | OFF-DEF | REB | AVG | PF/D | A | TO | BL | ST | PTS | AVG |
|--------|-------|----------|--------|------|---------|------|--------|------|---------|-----|-----|------|---|----|----|----|-----|-----|
| 13-14 | 37/1 | 238/6.4 | 21-38 | .553 | 0-0 | .000 | 11-21 | .524 | 28-31 | 59 | 1.6 | 50/1 | 9 | 20 | 8 | 0 | 53 | 1.4 |
| Totals | 37/1 | 238/6.4 | 21-38 | .553 | 0-0 | .000 | 11-21 | .524 | 28-31 | 59 | 1.6 | 50/1 | 9 | 20 | 8 | 0 | 53 | 1.4 |

THE WORD

Strong post player with good quickness • Plays extremely hard and doesn't back down from anyone • Quick jumping rebounder with developing offensive skill set - at his best around the basket • Possesses incredible toughness.

2013-14

Appeared in 37 games, including starting one, averaging 1.4 points and 1.6 rebounds in 6.4 minutes per contest • Played in every Michigan State game except for the final game of the season against UConn in the Elite Eight of the NCAA Tournament • Started his first career game against Illinois (3/1), scoring seven points and grabbing three rebounds in 15 minutes against the Illini • Scored seven points and grabbed five rebounds in a season-high 20 minutes against North Florida (12/17) • Totaled six points and five rebounds against Mount St. Mary's (11/29) • Also grabbed five rebounds in the season opener against Mc-

Neese State (11/8) and on the road against Texas (12/21), adding four points in both contests • Blocked eight shots, including four against Michigan with two in East Lansing (1/25) and two in the championship game of the Big Ten Tournament (3/16) • Dished out two assists against Mc-Neese State (11/8) and Mount St. Mary's (11/29) • Shot .553 from the field, tying for the third-best percentage on the squad.

HIGH SCHOOL

Averaged 13.9 points, 9.0 rebounds and 2.1 blocks, while shooting .625 from the field, as a senior at Findlay Prep in Henderson, Nevada • Helped lead the Pilots to a 35-1 final record, including a perfect 34-0 regular season • Findlay Prep finished third in the MaxPreps Academy Top 10 rankings • Selected to participate in the West Coast All-Star Classic May 11 in Kent, Washington • Played for Germany in the 2012 FIBA U18 European Championship, averaging 8.8 points and 5.2 rebounds • Attended Chicago's De La





Salle Institute as a junior, starting for the Meteors, and averaged 14 points and nine rebounds • Was a teammate of fellow Spartan sophomore Alvin Ellis III at De La Salle • Spent the 2010-11 season at Urspring, an elite German basketball academy • Led Urspring to U16 German High School Championship • Attended Loyola Academy in Wilmette, Illinois, as a freshman • Strong student with a 3.8 GPA.

PERSONAL

Born Nov. 10, 1995 • Son of Andreas Schilling and Lisa Hall-Schilling • Communication major with a minor in French • Born in Germany and raised in France, Schilling moved back to the United States in 2003 • Speaks three languages fluently.





20 TRAVIS TRICE

SPARTANS



SENIOR • GUARD • 6-0 • 175 • HUBER HEIGHTS, OHIO/WAYNE

CAREER STATS

| Year | GP/GS | Min./Avg | FG-FGA | FG% | 3FG-FGA | 3FG% | FT-FTA | FT% | OFF-DEF | REB | AVG | PF/D | A | TO | BL | ST | PTS | AVG |
|--------|-------|-----------|---------|------|---------|------|--------|------|---------|-----|-----|-------|-----|-----|----|----|-----|-----|
| 11-12 | 32/0 | 551/17.2 | 48-126 | .381 | 30-74 | .405 | 19-33 | .576 | 5-52 | 57 | 1.8 | 58/0 | 56 | 37 | 2 | 25 | 145 | 4.5 |
| 12-13 | 27/0 | 503/18.6 | 41-128 | .320 | 29-72 | .403 | 18-25 | .720 | 8-34 | 42 | 1.6 | 51/0 | 50 | 34 | 1 | 25 | 129 | 4.8 |
| 13-14 | 36/8 | 801/22.3 | 87-207 | .420 | 53-122 | .434 | 36-44 | .818 | 8-50 | 58 | 1.6 | 58/1 | 84 | 37 | 6 | 32 | 263 | 7.3 |
| Totals | 95/8 | 1855/19.5 | 176-461 | .382 | 112-268 | .418 | 73-102 | .716 | 21-136 | 157 | 1.7 | 167/1 | 190 | 108 | 9 | 82 | 537 | 5.7 |

THE WORD

Co-captain • Coming off the best summer of his career • Likely candidate to make a major leap in his final season • Possesses great leadership abilities • Can create opportunities for teammates, but is also a terrific outside shooter • Tough determined player despite small frame • Son of a high-school coach with a high basketball IQ.

2013-14

Appeared in 36 games, starting eight, averaging 7.3 points, 1.6 rebounds and 2.3 assists in 22.3 minutes per contest • Ranked third in the Big Ten in overall 3-point field-goal percentage (.434) and second in conference games (.483) • Ranked second on the squad in 3-point field goals made (53) and attempted (122) • Ranked 11th in the Big Ten in 3-point field goals made in conference games (1.6) •

Scored in double-figures in 12 contests • Ranked fourth on the team in assists (84; 2.3 apg), including leading the squad in five contests • Shot a team-best .818 from the free-throw line • Ranked fifth on the team with 32 steals • Started five-straight games from Feb. 6 through Feb. 20, averaging 9.2 points and 4.4 assists in that stretch, including an assist-to-turnover ratio of 11-to-1 (22 assists, two turnovers) • Averaged 9.3 points and 3.6 assists in his nine starts on the season, including posting a 5.8 assist-to-turnover ratio • Led MSU with 17 points against Iowa (3/6) • Scored a season-high 19 points in the second round of the NCAA Tournament against Delaware, connecting on 7-of-8 shots, including 3-of-4 from 3-point range • Other top scoring efforts include 15 points, plus six assists, in a start against Mount St. Mary's (11/29), and 14 points and six assists, while starting at Purdue (2/20) • Dished out a career-high eight assists at McNeese State (11/8), adding 11 points and a career-best tying five rebounds • Dished out seven assists and committed no turnovers in a start







20 TRAVIS TRICE

SPARTANS

against Penn State (2/6) • Tallied six assists and no turnovers against Northwestern (2/13) • Recorded a season-high five steals against North Carolina (12/4) • Produced two or more steals in nine contests • Blocked a career-high two shots against Minnesota (1/11).

2012-13

Appeared in 27 games, averaging 18.6 minutes and 4.8 points • Ranked second on the team in 3-point field-goal percentage (.402), ranking sixth in the Big Ten • Ranked third on the team in 3-point field goals made (29) and attempted (72) • Ranked fourth on the team in total assists (50) and third in assists per game (1.9) • Twenty-nine of his 41 made field goals were from 3-point range, the highest percentage on the team (.707) • Led the Spartans in assists in five games • Dished out a season-high five assists twice, against both Arkansas-Pine Bluff (12/5) and Indiana (1/27) • Recorded four assists against Tuskegee (12/15) and Wisconsin (3/7) • Scored in double figures in four games, including a season-high 12 points against both Purdue (1/5) and Arkansas-Pine Bluff (12/5) • Scored 11 points against both Penn State (1/16) and Loyola Chicago (12/8) • Suffered a concussion in the first game of the season against Connecticut in Germany (11/9) and missed the next five contests • Suffered his second concussion of the year against Illinois (1/31) and missed the next four games • Recorded 25 steals on the season, including a career high six against Wisconsin (3/7).



20 TRAVIS TRICE

2011-12

Appeared in 32 games, averaging 17.2 minutes and 4.5 points • Ranked fourth on the squad in 3-point field goals made (30) and 3-point field goals attempted (74) • Led Big Ten freshmen in 3-point field-goal percentage (.405) • Ranked fourth on the team with 56 assists • Led MSU in assists in four games • Led the Spartans with 20 points against Central Connecticut State (12/7), knocking down all four 3-point attempts • Also scored in double figures against Texas Southern (11/18 - 11 points) and Iowa (1/10 - 10 points) • Dished out five assists against Central Connecticut State (12/7) and Lehigh (12/22) • Scored nine points against Iowa (3/9) in the Big Ten quarterfinals, hitting 3-of-4 3-pointers • Recorded 25 steals, including three each against North Carolina (11/11), UALR (11/20) and Eastern Michigan (11/27).




HIGH SCHOOL

2011 Gatorade Ohio Boys Basketball Player of the Year • Averaged 23.5 points, 6.5 assists, 4.3 steals and 3.3 rebounds as a senior at Wayne High School, playing for his father Travis Trice • 2011 First-team All-State honoree • 2011 Southwest District Player of the Year, leading the Warriors to a 22-2 mark and a spot in the district finals • Wayne High School's all-time leading scorer with 1,555 points • Shot 48.1 percent from the field, including 42.5 percent from 3-point range, and 83.0 percent from the foul line • Scored a season-high 44 points vs. Toledo Rogers • Averaged 22.1 points, 4.9 assists and 4.2 steals as a junior • Shot 43 percent from 3-point range • 2010 Third-team All-State honoree • First-team all-conference and all-district selection • 2010 conference player of the year • Two-time district underclassman of the year • Averaged 16.5 points as a sophomore • 2009 Third-team all-district and First-team all-conference • AAU teammate of Branden Dawson for SYF Players.

PERSONAL

Born Jan. 22, 1993 • Son of Travis and Julie Trice • Communication major • Father, Travis, played two years each at Purdue and Butler • Grandfather, Bob Pritchett, played at Vincennes University and Old Dominion and is in the Old Dominion Hall of Fame.





45 DENZEL VALENTINE

SPARTANS



JUNIOR • GUARD • 6-5 • 220 • LANSING, MICH./SEXTON

CAREER STATS

| Year | GP/GS | Min./Avg | FG-FGA | FG% | 3FG-FGA | 3FG% | FT-FTA | FT% | OFF-DEF | REB | AVG | PF/D | A | TO | BL | ST | PTS | AVG |
|--------|-------|-----------|---------|------|---------|------|--------|------|---------|-----|-----|-------|-----|-----|----|----|-----|-----|
| 12-13 | 36/15 | 749/20.8 | 69-155 | .445 | 16-57 | .281 | 26-39 | .667 | 39-110 | 149 | 4.1 | 68/1 | 87 | 71 | 12 | 28 | 180 | 5.0 |
| 13-14 | 38/33 | 1116/29.4 | 108-265 | .408 | 43-114 | .377 | 44-65 | .677 | 47-181 | 228 | 6.0 | 98/2 | 144 | 69 | 12 | 37 | 303 | 8.0 |
| Totals | 74/48 | 1865/25.2 | 177/420 | .421 | 59-171 | .345 | 70-104 | .673 | 86-291 | 377 | 5.1 | 166/3 | 231 | 140 | 24 | 65 | 483 | 6.5 |

THE WORD

Co-captain • Strong leadership skills • Among the most versatile players in college basketball, named the Big Ten's Most Versatile Player by Lindy's Sports • Poised for a breakout season • Possesses a high basketball IQ and excellent passing skills that allow him to be a playmaker in the open court, as well as the half court • One of the better rebounding guards to ever play for Coach Izzo • Coming off a season in which he lowered his turnovers and dramatically improved his 3-point shooting • Has always been capable of highlight reel plays, but is also learning when to make the simple play • Continues to improve as a defender • Second generation Spartan that embraces the Michigan State tradition.





2013-14

Appeared in 38 games, starting 33, averaging 8.0 points, 6.0 rebounds, and 3.8 assists in 29.4 minutes per contest • Only Spartan to appear in all 38 games, ranking second on the team with 33 starts, and third in minutes per game (29.4 mpg) • Honorable-mention All-Big Ten honoree, as selected by both the league's media and coaches • Recipient of MSU's Unsung Player, Most Improved Player and Inspirational Player Awards, and tri-recipient of the Jumping Johnny Green Chairman of the Boards Award • Started the final 30 games of the season • Ranked second on the squad in assists (3.8 apg), third in rebounds (6.0 rpg) and fifth in scoring (8.0 ppg) • Only player in the Big Ten to rank in the Top 15 in both rebounding (t-11th) and assists (8th) • In conference games, ranked seventh in the Big Ten in rebounding (6.4 rpg) and sixth in assists (4.1 apg) • Ranked third overall in the Big Ten in assist-to-turnover ratio (2.1) and second in conference games (2.3) • Ranked seventh in the Big Ten in defensive rebounding overall (4.8 drpg) and tied for fourth in conference games (5.0 drpg) • Led MSU in rebounding in 11 games and in assists in 16 games, including four games doing both • Recorded three double-doubles, including in games against New Orleans (12/28; 10 points, 13 rebounds), Illinois (1/18; 15 points, 11 rebounds), and Penn State (2/6; 11 points, 11 rebounds); finished just four assists short of a triple-double against



45 DENZEL VALENTINE

SPARTANS

New Orleans and Penn State after recording six assists in both contests • Ranked fourth on the team in 3-point field goals made (43) and third in attempts (114) • Ranked third on the team with 37 steals • Scored in double-figures in 16 games • Scored a season-high 16 points in games

against Northwestern (2/13) and Purdue (2/20) • Other top scoring efforts included 15 points against both Mount St. Mary's (11/29) and Illinois (1/18) • Recorded double-figure rebounds in five games, and grabbed six or more boards in 22 games • Dished out five or more assists in 11 games, including eight games with six or more • Recorded a season-high nine assists Iowa (3/6), while recording seven against Mount St. Mary's (11/29) • Tallied two or more steals in 10 games, including four each against Oakland (12/14), Minnesota (1/11) and Penn State (2/6).

2012-13

Recipient of MSU's Unsung Player Award • Appeared in all 36 games, starting 15, averaging 20.8 minutes • Averaged 5.0 points, 4.1 rebounds, ranking fourth on the team, and 2.4 assists, ranking second on the squad • Scored in double figures on six occasions, including a season-high 14 points against Illinois on Jan. 31; MSU was 6-0 when he scored in double figures • Made his first career start in the fourth game of the season, scoring 12 points against Boise State (11/20) • Also scored 12 points at Bowling Green (12/18), hitting 5-of-6 shots, including 2-of-2 from 3-point range • Posted a double-double against Oakland (11/23), scoring 10 points and grabbing a season-high 10 rebounds, while dishing out a season-high six assists; his brother Drew was a senior on the Golden Grizzly squad • Grabbed six or more rebounds in 11 contests • Led MSU in rebounding in five contests • Other top rebound efforts included a team-high nine boards against Michigan (2/12), and eight each against Connecticut (11/9) and Nebraska (1/13) • The eight boards against Connecticut were the



45 DENZEL VALENTINE

fifth-most ever by an MSU freshman in his Spartan debut • Led MSU in assists in 10 games, including a season-high six helpers against both Oakland and Memphis (3/23) in the third round of the NCAA Tournament • Posted four assists or more in nine contests • Tied for fourth on the team with 16 made 3-pointers (16-57, .281).

HIGH SCHOOL

2012 Lansing State Journal Player of the Year • 2012 Associated Press Class B Player of the Year • 2012 Detroit Free Press and The Detroit News Dream Team honoree • Finished second in the voting for the Hal Schram Mr. Basketball Award • Led Sexton High School to a second straight Class B Michigan State Championship in 2012, playing for his father, Carlton Valentine, and teaming with current Spartan Bryn Forbes • Nearly averaged a triple double as a senior with 14 points, 11 rebounds and nine assists per game, leading the Big Reds to a 27-1 record • Ranked among the top 100 players in the nation by Rivals.com (#81) and ESPNU100 (#98) • Rated among the top players at his position by Rivals.com (#15 shooting guard), ESPNU100 (#26 small forward), and Scout.com (#27 small forward) • 2011 First-Team All-State Class B selection as chosen by the Detroit Free Press and The Detroit News • Lansing State Journal Dream Team honoree • Led Sexton High School to 2011 Class B State Championship, the school's first state title in 51 years, tallying 17 points, six rebounds and three assists in 75-60 win over Muskegon Heights in the title game • Averaged 12.7 points, 7.9 rebounds, 8.5 assists, 5.4 steals and 1.1 blocks as a junior • Attended 2011 NBA Top 100 Camp • Averaged 10.9 points, 5.8 assists and

6.3 rebounds as a sophomore, leading Sexton to state title game • 2010 Class B honorable mention all-state.

PERSONAL

Born Nov. 16, 1993 • Son of Carlton and Kathy Valentine • His father was a four-year letterwinner at MSU 1985-88 • Brother Drew played on the basketball team at Oakland University • Communication major.





15 KEENAN WETZEL

SPARTANS



R-SENIOR • GUARD • 6-4 • 210 • MONROE, MICH./ST. MARY CATHOLIC CENTRAL

CAREER STATS

| Year | GP/GS | Min./Avg | FG-FGA | FG% | 3FG-FGA | 3FG% | FT-FTA | FT% | OFF-DEF | REB | AVG | PF/D | A | TO | BL | ST | PTS | AVG |
|--------|-------|----------|--------|------|---------|------|--------|------|---------|-----|-----|------|---|----|----|----|-----|-----|
| 11-12 | 11/0 | 12/1.1 | 1-2 | .500 | 1-2 | .500 | 1-2 | .500 | 0-0 | 0 | 0.0 | 1/0 | 0 | 1 | 0 | 0 | 4 | 0.4 |
| 12-13 | 10/0 | 7/0.7 | 0-2 | .000 | 0-2 | .000 | 0-0 | .000 | 0-2 | 2 | 0.2 | 1/0 | 0 | 1 | 1 | 0 | 0 | 0.0 |
| 13-14 | 12/0 | 21/1.8 | 4-9 | .444 | 1-3 | .333 | 0-0 | .000 | 3-1 | 4 | 0.3 | 3/0 | 1 | 0 | 0 | 0 | 9 | 0.8 |
| Totals | 33/0 | 40/1.2 | 5-13 | .385 | 2-7 | .286 | 1-2 | .500 | 3-3 | 6 | 0.2 | 5/0 | 1 | 2 | 1 | 0 | 13 | 0.4 |

THE WORD

Joined the Spartans as a walk-on prior to the 2011-12 season • Made significant improvements in his game through countless hours in the gym • His biggest strength is his long-range shooting.

2013-14

Appeared in 12 games, averaging 0.8 points in 1.8 minutes per contest • Scored a season-high four points against Mount St. Mary's (11/29) • Added three points against Penn State (2/6), knocking down one 3-pointer, and scored two points against Northwestern (2/14) • Grabbed two rebounds in North Florida (12/17) • Dished out one assist against Virginia Tech (11/22) • Co-recipient of MSU's Tim Bograkovs Walk-On Award.

2012-13

Appeared in 10 games • Grabbed a rebound against Texas Southern (11/18) and Nicholls State (12/1) • Blocked one shot against Oakland (11/23).

2011-12

Appeared in 11 games in first season as walk-on • Scored first career points on a 3-pointer against UMKC (12/19) • Knocked down 1-of-2 free throws against Purdue (1/21) in East Lansing.





HIGH SCHOOL

Averaged 16.8 points and 6.0 rebounds as a senior at St. Mary Catholic Central High School in 2010, leading the Falcons in both categories • Earned Team MVP honors as a senior • Team leader in 3-point field goals as a sophomore, junior and senior • Led Monroe County region with 125 3-point field goals in his junior and senior seasons • MVP of 2010 Border Clash All-Star Game between Monroe and Lenawee Counties • Two-time All-Monroe Region selection • Two-time First-Team All-Huron League honoree • Three-year letterwinner at SMCC.

PERSONAL

Born Dec. 30, 1991 • Son of Robert and Suzanne Wetzel • Received his bachelor's degree as a media and information major in May 2014 • Currently pursuing a master's degree in advertising.





41 COLBY WOLLENMAN

SPARTANS



R-JUNIOR • FORWARD • 6-7 • 230 • BIG HORN, WYO./BIG HORN

CAREER STATS

| Year | GP/GS | Min./Avg | FG-FGA | FG% | 3FG-FGA | 3FG% | FT-FTA | FT% | OFF-DEF | REB | AVG | PF/D | A | TO | BL | ST | PTS | AVG |
|--------|-------|----------|--------|------|---------|------|--------|------|---------|-----|-----|------|---|----|----|----|-----|-----|
| 11-12 | 9/0 | 10/1.1 | 1-2 | .500 | 0-0 | .000 | 0-0 | .000 | 0-1 | 1 | 0.1 | 1/0 | 0 | 2 | 0 | 0 | 2 | 0.2 |
| 12-13 | | | | | | | | | | | | | | | | | | |
| | | | | | | | | | | | | | | | | | | |
| 13-14 | 12/0 | 25/2.1 | 1-2 | .500 | 0-0 | .000 | 3-5 | .600 | 0-2 | 2 | 0.2 | 4/0 | 0 | 0 | 0 | 0 | 5 | 0.4 |
| Totals | 21/0 | 35/1.7 | 2-4 | .500 | 0-0 | .000 | 3-5 | .600 | 0-3 | 3 | 0.1 | 5/0 | 0 | 2 | 0 | 0 | 7 | 0.3 |

THE WORD

Joined the Spartans as a walk-on prior to the 2011-12 season • Adds depth to the Spartan frontcourt as a key member of scout team • Could see spot minutes as play continues to improve.

2013-14

Appeared in 12 games, averaging 0.4 points and 0.2 rebounds • Scored two points against New Orleans (12/28) and in the second round of the NCAA Tournament against Delaware (3/20) • Pulled down a single rebound against Mount St. Mary's (11/29) and Northwestern (2/13) • Academic All-Big Ten • Recipient of MSU's Scholar-Athlete Award and co-recipient of MSU's Tim Bograkovs Walk-On Award.

2012-13

Redshirted.

2011-12

Appeared in nine games • Scored first career points vs. Central Connecticut State (12/7) • Grabbed a rebound against Nebraska (2/25).

HIGH SCHOOL

All-state performer as a senior at Big Horn High School • Averaged 13.6 points and 11.1 rebounds, leading Big Horn to a perfect 28-0 record and a Wyoming 2A state championship • Averaged 3.5 steals and 2.8 blocks as a senior, shooting .575 from the field • 2011 Sheridan County Player of the Year • Named to 2011 State All-Tournament





Team • Selected to play in the South Dakota/Wyoming, the Montana/Wyoming, and the Wyoming North/South All-Star Games • 2011 Milward Simpson Multi-Sport Athlete of the Year for the State of Wyoming, having also excelled in football and soccer • Averaged 14 points and 12.1 rebounds as a junior, earning all-state and Powder River Conference Athlete of the Year honors • Excelled in football as a three-year starting quarterback, finishing his career with 3,700 passing yards and 34 touchdowns, adding another 950 yards and 13 touchdowns rushing • Named to the Casper Tribune Super 25 Team as a senior, while also earning Powder River Conference Offensive Player of the Year accolades, leading Big Horn to a perfect 10-0 regular season and a spot in the state finals • Earned two varsity letters in soccer, including leading his team to a state championship as a senior, while earning all-conference honors.

PERSONAL

Born May 29, 1993 • Son of Paul and Renee Wollenman • Pre-med student with physiology major.



GAME-BY-GAME STATS

SPARTANS

TREVOR BOHNHOFF

2012-13 Game-By-Game Stats

| OPPONENT | FG | 3FG | FT | O-D | REB | PF | PTS | AST | TO | BLK | STL | MIN |
|--------------------|-----|-----|-----|-----|-----|----|-----|-----|----|-----|-----|-----|
| at Purdue (2/9) | 0-0 | 0-0 | 0-0 | 0-0 | 0 | 0 | 0 | 0 | 0 | 0 | 0 | 0+ |
| Michigan (2/12) | 0-0 | 0-0 | 1-2 | 1-0 | 1 | 0 | 1 | 0 | 0 | 0 | 0 | 1 |
| Wisconsin (3/7) | 0-0 | 0-0 | 0-0 | 0-0 | 0 | 0 | 0 | 0 | 0 | 0 | 1 | 1 |
| vs. Memphis (3/23) | 0-0 | 0-0 | 0-0 | 0-0 | 0 | 0 | 0 | 0 | 0 | 0 | 0 | 1 |

2013-14 Game-by-Game Stats

| OPPONENT | FG | 3FG | FT | O-D | REB | PF | PTS | AST | TO | BLK | STL | MIN |
|--------------------------|-----|-----|-----|-----|-----|----|-----|-----|----|-----|-----|-----|
| McNeese State (11/8) | 1-1 | 0-0 | 0-0 | 1-0 | 1 | 0 | 2 | 0 | 0 | 0 | 0 | 1 |
| Mount St. Mary's (11/29) | 0-0 | 0-0 | 0-0 | 0-0 | 0 | 1 | 0 | 0 | 0 | 0 | 0 | 2 |
| North Florida (12/17) | 0-0 | 0-0 | 0-2 | 1-0 | 1 | 0 | 0 | 0 | 0 | 0 | 0 | 2 |
| New Orleans (12/28) | 0-0 | 0-0 | 2-2 | 1-0 | 1 | 0 | 2 | 0 | 0 | 0 | 0 | 2 |
| Penn State (2/6) | 0-1 | 0-0 | 0-0 | 0-1 | 1 | 1 | 0 | 0 | 0 | 0 | 0 | 2 |
| Northwestern (2/13) | 0-0 | 0-0 | 0-0 | 0-0 | 0 | 0 | 0 | 0 | 0 | 0 | 0 | 2 |
| at Purdue (2/20) | 0-0 | 0-0 | 0-0 | 0-0 | 0 | 0 | 0 | 0 | 0 | 0 | 0 | 1 |
| Iowa (3/6) | 0-0 | 0-0 | 0-0 | 0-0 | 0 | 0 | 0 | 0 | 0 | 0 | 0 | 1 |

MATT COSTELLO

2012-13 Game-By-Game Stats

| OPPONENT | FG | 3FG | FT | O-D | REB | PF | PTS | AST | TO | BLK | STL | MIN |
|----------------------------|-----|-----|-----|-----|-----|----|-----|-----|----|-----|-----|-----|
| Texas Southern (11/18) | 1-4 | 0-0 | 2-2 | 0-3 | 3 | 0 | 4 | 0 | 0 | 2 | 0 | 11 |
| Boise State (11/20) | 0-0 | 0-0 | 0-0 | 0-0 | 0 | 2 | 0 | 0 | 1 | 0 | 0 | 1 |
| Oakland (11/23) | 1-1 | 0-0 | 2-3 | 0-1 | 1 | 1 | 4 | 0 | 0 | 0 | 0 | 8 |
| Louisiana (11/25) | 0-0 | 0-0 | 1-2 | 1-0 | 1 | 0 | 1 | 0 | 0 | 0 | 0 | 6 |
| at Miami (11/28) | 0-1 | 0-0 | 0-0 | 0-0 | 0 | 2 | 0 | 0 | 0 | 0 | 0 | 4 |
| Nicholls State (12/1) | 1-3 | 0-0 | 0-0 | 0-2 | 2 | 1 | 2 | 0 | 0 | 1 | 0 | 5 |
| Arkansas-Pine Bluff (12/5) | 1-1 | 0-0 | 1-1 | 0-2 | 2 | 1 | 3 | 2 | 0 | 1 | 0 | 6 |
| Loyola (12/8) | 0-0 | 0-0 | 0-0 | 0-0 | 0 | 0 | 0 | 0 | 0 | 0 | 0 | 1 |
| Tuskegee (12/15) | 2-4 | 0-0 | 2-2 | 2-5 | 7 | 2 | 6 | 0 | 0 | 0 | 1 | 7 |
| Texas (12/22) | 0-1 | 0-0 | 0-0 | 0-0 | 0 | 1 | 0 | 0 | 1 | 0 | 0 | 2 |
| Purdue (1/5) | 1-1 | 0-0 | 0-0 | 0-0 | 0 | 1 | 2 | 0 | 0 | 0 | 0 | 2 |
| at Penn State (11/16) | 0-0 | 0-0 | 0-0 | 0-0 | 0 | 1 | 0 | 0 | 0 | 0 | 0 | 6 |
| Ohio State (1/19) | 0-0 | 0-0 | 0-0 | 0-1 | 1 | 2 | 0 | 0 | 1 | 0 | 0 | 5 |
| at Wisconsin (1/22) | 0-0 | 0-0 | 0-0 | 0-0 | 0 | 1 | 0 | 0 | 0 | 0 | 0 | 5 |
| at Indiana (1/27) | 0-0 | 0-0 | 0-0 | 0-0 | 0 | 0 | 0 | 0 | 0 | 0 | 0 | 0+ |
| Illinois (1/31) | 0-1 | 0-0 | 0-0 | 0-0 | 0 | 0 | 0 | 0 | 0 | 0 | 0 | 4 |
| Minnesota (2/6) | 0-0 | 0-0 | 0-0 | 1-1 | 2 | 0 | 0 | 0 | 0 | 0 | 0 | 7 |
| at Purdue (2/9) | 0-1 | 0-0 | 2-2 | 0-1 | 1 | 2 | 2 | 0 | 0 | 0 | 1 | 13 |
| Michigan (2/12) | 3-3 | 0-0 | 2-2 | 2-4 | 6 | 1 | 8 | 0 | 1 | 0 | 0 | 11 |
| at Nebraska (2/16) | 2-2 | 0-0 | 0-0 | 0-2 | 2 | 2 | 4 | 0 | 0 | 2 | 0 | 8 |
| Indiana (2/19) | 0-1 | 0-0 | 2-3 | 1-1 | 2 | 2 | 2 | 1 | 0 | 3 | 1 | 8 |
| at Ohio State (2/24) | 1-1 | 0-0 | 0-0 | 0-0 | 0 | 2 | 2 | 0 | 0 | 0 | 0 | 5 |
| at Michigan (3/3) | 0-1 | 0-0 | 0-0 | 0-1 | 1 | 1 | 0 | 0 | 0 | 1 | 0 | 14 |
| Wisconsin (3/7) | 1-1 | 0-0 | 0-0 | 1-1 | 2 | 2 | 2 | 0 | 0 | 0 | 2 | 11 |
| Northwestern (3/10) | 0-0 | 0-0 | 0-0 | 0-0 | 0 | 0 | 0 | 0 | 0 | 0 | 0 | 6 |
| vs. Iowa (3/15) | 0-2 | 0-0 | 0-0 | 0-1 | 1 | 0 | 0 | 0 | 0 | 0 | 0 | 4 |
| vs. Ohio State (3/16) | 0-0 | 0-0 | 0-0 | 1-0 | 1 | 2 | 0 | 0 | 0 | 0 | 0 | 4 |
| vs. Valparaiso (3/21) | 0-2 | 0-0 | 0-0 | 0-1 | 1 | 4 | 0 | 1 | 2 | 2 | 0 | 9 |
| vs. Memphis (3/23) | 1-1 | 0-0 | 0-0 | 0-2 | 2 | 0 | 2 | 0 | 0 | 1 | 1 | 5 |
| vs. Duke (3/29) | 0-0 | 0-0 | 0-0 | 1-1 | 2 | 3 | 0 | 0 | 1 | 0 | 0 | 6 |

2013-14 Game-by-Game Stats

| OPPONENT | FG | 3FG | FT | O-D | REB | PF | PTS | AST | TO | BLK | STL | MIN |
|---------------------------|-------|-----|-----|-----|-----|----|-----|-----|----|-----|-----|-----|
| McNeese State (11/8) | * 3-4 | 0-0 | 0-1 | 1-2 | 3 | 2 | 6 | 1 | 0 | 3 | 0 | 16 |
| vs. Kentucky (11/12) | * 1-4 | 0-0 | 0-1 | 2-1 | 3 | 4 | 2 | 0 | 0 | 0 | 0 | 12 |
| Columbia (11/15) | * 0-1 | 0-0 | 0-0 | 2-1 | 3 | 1 | 0 | 3 | 1 | 1 | 0 | 10 |
| Portland (11/18) | 2-2 | 0-0 | 0-0 | 2-3 | 5 | 4 | 0 | 0 | 0 | 0 | 0 | 10 |
| vs. Virginia Tech (11/22) | * 0-0 | 0-0 | 0-0 | 0-2 | 2 | 3 | 0 | 1 | 1 | 2 | 2 | 17 |
| vs. Oklahoma (11/23) | * 0-1 | 0-0 | 1-2 | 0-5 | 3 | 1 | 1 | 0 | 0 | 0 | 0 | 22 |
| Mount St. Mary's (11/29) | * 3-3 | 0-0 | 2-2 | 0-3 | 3 | 0 | 8 | 1 | 0 | 1 | 0 | 12 |
| North Carolina (12/4) | 3-5 | 0-0 | 1-1 | 2-2 | 4 | 1 | 6 | 1 | 0 | 4 | 0 | 17 |
| at Penn State (12/31) | 0-0 | 0-0 | 0-0 | 0-2 | 2 | 1 | 0 | 0 | 0 | 0 | 0 | 12 |
| at Indiana (1/4) | 1-2 | 0-0 | 0-1 | 0-3 | 3 | 2 | 2 | 0 | 2 | 3 | 2 | 15 |
| Ohio State (1/7) | * 0-1 | 0-0 | 0-0 | 0-0 | 0 | 2 | 0 | 2 | 0 | 2 | 1 | 10 |
| Minnesota (1/11) | * 1-3 | 0-0 | 5-6 | 4-4 | 8 | 3 | 7 | 1 | 0 | 3 | 1 | 26 |
| at Northwestern (1/15) | * 2-2 | 0-0 | 0-0 | 1-0 | 1 | 1 | 4 | 1 | 0 | 0 | 0 | 15 |
| at Illinois (1/18) | * 4-5 | 0-0 | 1-1 | 0-5 | 5 | 2 | 8 | 0 | 2 | 6 | 0 | 25 |
| Indiana (1/21) | * 2-6 | 0-0 | 0-0 | 1-0 | 1 | 3 | 4 | 0 | 1 | 1 | 0 | 22 |

| | | | | | | | | | | | | |
|-------------------------|-------|-----|-----|-----|----|---|----|---|---|---|---|----|
| Michigan (1/25) | * 3-6 | 0-0 | 3-4 | 3-5 | 8 | 0 | 9 | 0 | 1 | 0 | 1 | 28 |
| at Iowa (1/28) | * 3-4 | 0-0 | 5-6 | 6-6 | 12 | 4 | 11 | 2 | 1 | 2 | 1 | 28 |
| vs. Georgetown (2/1) | * 3-4 | 0-0 | 0-0 | 2-1 | 3 | 3 | 6 | 0 | 1 | 2 | 0 | 26 |
| Penn State (2/6) | * 3-3 | 0-0 | 4-5 | 3-3 | 6 | 2 | 10 | 3 | 0 | 3 | 0 | 22 |
| at Wisconsin (2/9) | * 2-2 | 0-0 | 1-2 | 0-1 | 1 | 4 | 5 | 1 | 1 | 1 | 0 | 14 |
| Northwestern (2/13) | * 4-5 | 0-0 | 1-2 | 1-3 | 4 | 0 | 9 | 2 | 0 | 0 | 0 | 17 |
| Nebraska (2/16) | * 1-2 | 0-0 | 2-2 | 1-1 | 2 | 1 | 4 | 1 | 0 | 0 | 0 | 13 |
| at Purdue (2/20) | * 1-1 | 0-0 | 0-0 | 2-0 | 2 | 4 | 2 | 1 | 0 | 0 | 0 | 15 |
| at Michigan (2/23) | * 2-2 | 0-0 | 1-1 | 2-0 | 2 | 4 | 5 | 0 | 2 | 0 | 0 | 10 |
| Illinois (3/1) | 1-3 | 0-0 | 0-0 | 1-1 | 2 | 0 | 2 | 0 | 0 | 1 | 0 | 8 |
| Iowa (3/6) | 0-0 | 0-0 | 4-4 | 1-2 | 3 | 2 | 4 | 1 | 0 | 1 | 0 | 9 |
| at Ohio State (3/9) | 1-2 | 0-0 | 0-0 | 0-2 | 2 | 2 | 2 | 0 | 1 | 2 | 0 | 10 |
| vs. Northwestern (3/14) | 2-5 | 0-0 | 1-2 | 3-2 | 5 | 4 | 5 | 2 | 1 | 1 | 0 | 15 |
| vs. Wisconsin (3/15) | 1-1 | 0-0 | 0-0 | 1-1 | 2 | 3 | 2 | 0 | 0 | 1 | 0 | 13 |
| vs. Michigan (3/16) | 0-1 | 0-0 | 0-0 | 2-1 | 3 | 1 | 0 | 0 | 2 | 0 | 0 | 5 |
| vs. Delaware (3/20) | 2-6 | 0-0 | 0-1 | 4-1 | 5 | 3 | 4 | 1 | 0 | 1 | 0 | 9 |
| vs. Harvard (3/22) | 0-0 | 0-0 | 3-6 | 0-2 | 2 | 0 | 3 | 0 | 1 | 1 | 1 | 7 |
| vs. Virginia (3/28) | 1-1 | 0-0 | 0-0 | 0-1 | 1 | 3 | 2 | 0 | 2 | 1 | 0 | 4 |
| vs. Connecticut (3/30) | 0-0 | 0-0 | 0-0 | 0-0 | 0 | 0 | 0 | 0 | 2 | 0 | 1 | 5 |

BRANDEN DAWSON

2011-12 Game-By-Game Stats

| OPPONENT | FG | 3FG | FT | O-D | REB | PF | PTS | AST | TO | BLK | STL | MIN |
|-----------------------------|--------|-----|-----|-----|-----|----|-----|-----|----|-----|-----|-----|
| vs. North Carolina (11/11)* | 4-10 | 0-1 | 2-2 | 4-3 | 7 | 1 | 10 | 1 | 2 | 2 | 2 | 25 |
| vs. Duke (11/15) | * 4-6 | 0-0 | 1-2 | 1-2 | 3 | 1 | 9 | 3 | 3 | 1 | 1 | 27 |
| Texas Southern (11/18) | * 6-7 | 0-0 | 1-2 | 1-2 | 3 | 3 | 13 | 1 | 4 | 0 | 1 | 15 |
| UALR (11/20) | * 2-4 | 0-0 | 2-4 | 0-6 | 6 | 0 | 6 | 3 | 3 | 2 | 2 | 25 |
| Milwaukee (11/23) | * 2-3 | 0-0 | 1-6 | 2-2 | 4 | 2 | 5 | 1 | 2 | 0 | 0 | 18 |
| at Eastern Mich. (11/27)* | 3-5 | 0-0 | 0-0 | 2-1 | 3 | 1 | 6 | 1 | 2 | 1 | 1 | 21 |
| Florida State (11/30) | * 1-3 | 0-0 | 0-0 | 0-0 | 0 | 0 | 2 | 1 | 2 | 1 | 0 | 19 |
| Nebraska Omaha (12/4)* | 3-8 | 0-0 | 2-2 | 2-4 | 6 | 2 | 8 | 4 | 0 | 0 | 0 | 19 |
| Central Conn. St. (12/7)* | 5-9 | 0-0 | 1-2 | 7-4 | 11 | 1 | 11 | 1 | 2 | 2 | 0 | 18 |
| at Gonzaga (12/10)* | 1-4 | 0-1 | 0-0 | 1-1 | 2 | 2 | 2 | 0 | 2 | 0 | 0 | 10 |
| Bowling Green (12/17)* | 5-6 | 0-0 | 3-4 | 2-2 | 4 | 1 | 13 | 1 | 1 | 2 | 2 | 23 |
| UMKC (12/19) | * 8-12 | 0-0 | 0-0 | 2-2 | 4 | 1 | 16 | 2 | 1 | 2 | 2 | 20 |
| Lehigh (12/22) | * 6-11 | 0-0 | 2-3 | 6-2 | 8 | 0 | 14 | 1 | 0 | 0 | 0 | 23 |
| Indiana (12/28) | * 2-5 | 0-0 | 3-4 | 1-3 | 4 | 2 | 7 | 1 | 0 | 1 | 1 | 22 |
| at Nebraska (12/31)* | 2-5 | 0-0 | 0-0 | 2-1 | 3 | 0 | 4 | 0 | 1 | 2 | 0 | 19 |
| at Wisconsin (1/3)* | 2-2 | 0-0 | 1-2 | 1-2 | 3 | 2 | 5 | 0 | 2 | 0 | 2 | 22 |
| Iowa (1/10) | * 3-7 | 0-0 | 0-0 | 2-2 | 4 | 1 | 6 | 3 | 1 | 1 | 3 | 21 |
| at Northwestern (1/14)* | 3-3 | 0-0 | 3-4 | 4-2 | 6 | 4 | 9 | 0 | 3 | 1 | 1 | 17 |
| at Michigan (1/17)* | 2-4 | 0-0 | 0-0 | 0-0 | 0 | 0 | 4 | 1 | 1 | 0 | 0 | 12 |
| Purdue (1/21) | * 6-7 | 0-0 | 2-2 | 1-2 | 3 | 1 | 14 | 0 | 2 | 2 | 1 | 19 |
| Minnesota (1/25) | * 7-10 | 0-0 | 2-3 | 4-0 | 4 | 2 | 16 | 1 | 1 | 4 | 2 | 27 |
| at Illinois (1/31) | * 4-11 | 0-1 | 4-4 | 7-6 | 13 | 3 | 12 | 0 | 1 | 1 | 0 | 28 |
| Michigan (2/5) | * 4-6 | 0-0 | 2-4 | 2-2 | 4 | 1 | 10 | 0 | 1 | 0 | 1 | 21 |
| Penn State (2/8) | * 5-8 | 0-0 | 2-3 | 4-3 | 7 | 0 | 12 | 0 | 1 | 2 | 3 | 24 |
| at Ohio State (2/11)* | 1-3 | 0-0 | 1-2 | 5-3 | 8 | 1 | 3 | 1 | 1 | 0 | 0 | 20 |
| Wisconsin (2/16) | * 3-5 | 0-0 | 1-2 | 0-3 | 3 | 1 | 7 | 0 | 0 | 0 | 0 | 20 |
| at Purdue (2/19) | * 7-12 | 0-0 | 1-3 | 3-8 | 11 | 2 | 15 | 0 | 1 | 2 | 0 | 27 |
| at Minnesota (2/22)* | 3-5 | 0-0 | 1-3 | 1-1 | 2 | 2 | 7 | 1 | 0 | 0 | 0 | 19 |
| Nebraska (2/25) | * 2-3 | 0-0 | 2-2 | 0-1 | 1 | 2 | 6 | 0 | 2 | 0 | 2 | 22 |
| at Indiana (2/28) | * 1-3 | 0-0 | 1-4 | 0-2 | 2 | 1 | 3 | 1 | 1 | 0 | 0 | 20 |
| Ohio State (3/4) | * 2-2 | 0-0 | 0-0 | 0-0 | 0 | 1 | 4 | 0 | 0 | 0 | 0 | 2 |

2012-13 Game-by-Game Stats

| OPPONENT | FG | 3FG | FT | O-D | REB | PF | PTS | AST | TO | BLK | STL | MIN |
|------------------------|--------|-----|-----|-----|-----|----|-----|-----|----|-----|-----|-----|
| vs. Connecticut (11/9) | * 7-17 | 0-0 | 1-2 | 8-2 | 10 | 2 | 15 | 0 | 1 | 0 | 5 | 34 |
| vs. Kansas (11/13) | * 5-6 | 0-0 | 2-3 | 2-2 | 4 | 1 | 12 | 2 | 5 | 0 | 3 | 33 |
| Texas Southern (11/18) | * 6-10 | 0-0 | 1-2 | 2-4 | 6 | 1 | 13 | 2 | 0 | 1 | 5 | 22 |
| Boise State (11/20) | * 4-5 | 0-0 | 2-5 | 1-4 | 5 | 1 | 10 | 3 | 1 | 1 | 3 | |

GAME-BY-GAME STATS

| | | | | | | | | | | | | |
|-----------------------|--------|-----|-----|------|----|---|----|---|---|---|---|----|
| at Penn State (1/16) | * 2-3 | 0-0 | 1-1 | 0-5 | 5 | 2 | 5 | 3 | 0 | 1 | 0 | 14 |
| Ohio State (1/19) | * 4-10 | 0-1 | 1-3 | 3-7 | 10 | 2 | 9 | 1 | 3 | 0 | 2 | 26 |
| at Wisconsin (1/22) | * 7-14 | 0-0 | 4-6 | 3-10 | 13 | 3 | 18 | 0 | 2 | 1 | 0 | 33 |
| at Indiana (1/27) | * 6-10 | 0-0 | 0-0 | 3-5 | 8 | 0 | 12 | 2 | 3 | 0 | 4 | 34 |
| Illinois (1/31) | * 4-5 | 0-1 | 4-4 | 3-6 | 9 | 3 | 12 | 3 | 4 | 0 | 0 | 29 |
| Minnesota (2/6) | * 3-6 | 0-0 | 1-5 | 1-2 | 3 | 1 | 7 | 1 | 0 | 1 | 3 | 26 |
| at Purdue (2/9) | * 7-9 | 0-0 | 6-6 | 1-2 | 3 | 3 | 20 | 0 | 3 | 1 | 2 | 31 |
| Michigan (2/12) | * 5-9 | 0-0 | 0-1 | 3-0 | 3 | 1 | 10 | 3 | 1 | 1 | 2 | 26 |
| at Nebraska (2/16) | * 2-5 | 0-0 | 0-0 | 2-2 | 4 | 1 | 4 | 0 | 3 | 4 | 0 | 28 |
| Indiana (2/19) | * 4-8 | 0-0 | 1-4 | 2-2 | 4 | 2 | 8 | 0 | 3 | 0 | 0 | 23 |
| at Ohio State (2/24) | * 3-6 | 0-0 | 2-4 | 1-2 | 3 | 0 | 8 | 1 | 2 | 0 | 1 | 25 |
| at Michigan (3/3) | * 1-4 | 0-0 | 0-0 | 3-2 | 5 | 0 | 2 | 0 | 3 | 0 | 2 | 24 |
| Wisconsin (3/7) | * 1-6 | 0-0 | 0-0 | 2-4 | 6 | 2 | 2 | 0 | 1 | 0 | 0 | 19 |
| Northwestern (3/10) | * 2-3 | 0-0 | 2-2 | 2-4 | 6 | 0 | 6 | 0 | 1 | 0 | 1 | 21 |
| vs. Iowa (3/15) | * 3-5 | 0-0 | 0-2 | 3-4 | 7 | 0 | 6 | 1 | 0 | 0 | 3 | 33 |
| vs. Ohio State (3/16) | * 1-5 | 0-0 | 0-0 | 1-4 | 5 | 0 | 2 | 0 | 2 | 2 | 0 | 27 |
| vs. Valparaiso (3/21) | * 3-6 | 0-1 | 1-2 | 2-4 | 6 | 2 | 7 | 3 | 0 | 0 | 1 | 31 |
| vs. Memphis (3/23) | * 0-3 | 0-0 | 1-2 | 2-4 | 6 | 2 | 1 | 4 | 4 | 1 | 2 | 31 |
| vs. Duke (3/29) | * 2-3 | 0-0 | 0-0 | 0-2 | 2 | 3 | 4 | 2 | 0 | 1 | 1 | 23 |

2013-14 Game-by-Game Stats

| OPPONENT | FG | 3FG | FT | O-D | R-B | PF | PTS | AST | TO | BLK | STL | MIN |
|---------------------------|---------|-----|-----|------|-----|----|-----|-----|----|-----|-----|-----|
| McNeese State (11/8) | 6-12 | 0-0 | 0-0 | 6-6 | 12 | 0 | 12 | 5 | 3 | 1 | 1 | 24 |
| vs. Kentucky (11/12) | * 4-9 | 0-0 | 0-0 | 3-6 | 9 | 3 | 8 | 2 | 1 | 0 | 4 | 34 |
| Columbia (11/15) | * 3-5 | 0-0 | 2-2 | 1-6 | 7 | 1 | 8 | 3 | 1 | 0 | 0 | 33 |
| Portland (11/18) | 4-7 | 0-0 | 0-0 | 5-5 | 10 | 4 | 8 | 2 | 1 | 0 | 2 | 30 |
| vs. Virginia Tech (11/22) | * 6-9 | 0-0 | 0-2 | 4-6 | 10 | 1 | 12 | 2 | 0 | 0 | 3 | 26 |
| vs. Oklahoma (11/23) | * 8-10 | 0-0 | 2-3 | 3-7 | 10 | 4 | 18 | 2 | 1 | 2 | 0 | 29 |
| Mount St. Mary's (11/29) | 3-3 | 0-0 | 0-0 | 0-10 | 10 | 0 | 6 | 2 | 3 | 0 | 0 | 20 |
| North Carolina (12/4) | * 1-2 | 0-0 | 0-0 | 1-2 | 3 | 0 | 2 | 2 | 2 | 0 | 0 | 17 |
| vs. Oakland (12/14) | * 7-13 | 0-0 | 2-4 | 5-8 | 13 | 1 | 16 | 3 | 5 | 3 | 2 | 36 |
| North Florida (12/17) | * 3-4 | 0-0 | 6-8 | 1-7 | 8 | 1 | 12 | 3 | 1 | 0 | 2 | 28 |
| at Texas (12/21) | * 5-10 | 0-0 | 1-4 | 5-5 | 10 | 2 | 11 | 2 | 2 | 0 | 1 | 33 |
| at Penn State (12/31) | * 8-14 | 0-0 | 4-4 | 4-5 | 9 | 0 | 20 | 1 | 2 | 2 | 0 | 29 |
| at Indiana (1/4) | * 6-7 | 0-0 | 1-1 | 2-4 | 6 | 2 | 13 | 1 | 2 | 2 | 3 | 30 |
| Ohio State (1/7) | * 2-4 | 0-0 | 0-0 | 1-3 | 4 | 2 | 4 | 0 | 0 | 1 | 2 | 34 |
| Minnesota (1/11) | * 3-6 | 0-0 | 0-0 | 3-7 | 10 | 0 | 6 | 0 | 0 | 1 | 1 | 25 |
| at Northwestern (1/15) | 3-5 | 0-0 | 0-2 | 3-8 | 11 | 1 | 6 | 2 | 0 | 3 | 0 | 24 |
| at Illinois (1/18) | * 4-7 | 0-0 | 1-2 | 3-3 | 6 | 2 | 9 | 1 | 1 | 1 | 1 | 30 |
| Indiana (1/21) | * 5-7 | 0-0 | 3-6 | 5-4 | 9 | 1 | 13 | 1 | 1 | 1 | 0 | 29 |
| Illinois (3/1) | 2-6 | 0-0 | 2-2 | 4-3 | 7 | 2 | 6 | 0 | 2 | 1 | 2 | 25 |
| Iowa (3/6) | * 4-7 | 0-0 | 0-0 | 3-4 | 7 | 1 | 8 | 2 | 2 | 3 | 5 | 30 |
| at Ohio State (3/9) | * 2-6 | 0-0 | 2-2 | 3-2 | 5 | 3 | 6 | 1 | 1 | 0 | 0 | 19 |
| vs. Northwestern (3/14) | * 8-12 | 0-0 | 0-2 | 6-3 | 9 | 0 | 16 | 2 | 0 | 1 | 0 | 28 |
| vs. Wisconsin (3/15) | * 6-8 | 0-0 | 2-3 | 2-5 | 7 | 1 | 14 | 0 | 0 | 1 | 1 | 26 |
| vs. Michigan (3/16) | * 7-8 | 0-0 | 1-1 | 1-5 | 6 | 3 | 15 | 1 | 0 | 1 | 0 | 24 |
| vs. Delaware (3/20) | * 4-7 | 0-0 | 2-2 | 2-6 | 8 | 2 | 10 | 4 | 1 | 0 | 2 | 30 |
| vs. Harvard (3/22) | * 12-15 | 0-1 | 2-2 | 3-6 | 9 | 1 | 26 | 1 | 1 | 0 | 1 | 31 |
| vs. Virginia (3/28) | * 9-16 | 0-0 | 6-8 | 3-7 | 10 | 2 | 34 | 1 | 0 | 0 | 1 | 34 |
| vs. Connecticut (3/30) | * 1-3 | 0-0 | 3-4 | 1-7 | 8 | 3 | 5 | 0 | 3 | 1 | 1 | 34 |

ALVIN ELLIS III

2013-14 Game-By-Game Stats

| OPPONENT | FG | 3FG | FT | O-D | R-B | PF | PTS | AST | TO | BLK | STL | MIN |
|---------------------------|-------|-----|-----|-----|-----|----|-----|-----|----|-----|-----|-----|
| McNeese State (11/8) | 3-6 | 0-0 | 0-0 | 1-1 | 2 | 1 | 6 | 1 | 1 | 0 | 0 | 7 |
| Columbia (11/15) | 0-0 | 0-0 | 1-2 | 0-0 | 0 | 0 | 1 | 1 | 0 | 0 | 0 | 1 |
| Portland (11/18) | 0-1 | 0-0 | 1-2 | 1-1 | 2 | 0 | 1 | 1 | 0 | 0 | 1 | 5 |
| vs. Virginia Tech (11/22) | 0-0 | 0-0 | 0-0 | 0-0 | 2 | 0 | 0 | 1 | 0 | 0 | 0 | 8 |
| vs. Oklahoma (11/23) | 0-0 | 0-0 | 0-0 | 0-1 | 1 | 2 | 0 | 0 | 1 | 0 | 0 | 4 |
| Mount St. Mary's (11/29) | * 2-4 | 1-2 | 0-0 | 0-1 | 1 | 0 | 5 | 2 | 1 | 0 | 1 | 14 |
| North Carolina (12/4) | 0-0 | 0-0 | 0-0 | 0-0 | 1 | 0 | 0 | 0 | 0 | 0 | 0 | 1 |
| vs. Oakland (12/14) | 2-3 | 0-0 | 0-1 | 0-0 | 0 | 2 | 4 | 0 | 3 | 1 | 2 | 19 |
| North Florida (12/17) | 1-2 | 0-1 | 2-5 | 0-0 | 0 | 1 | 4 | 2 | 0 | 0 | 1 | 20 |
| at Texas (12/21) | 0-0 | 0-0 | 0-0 | 0-0 | 0 | 0 | 0 | 0 | 1 | 0 | 0 | 3 |
| New Orleans (12/28) | 1-3 | 1-1 | 0-0 | 1-2 | 3 | 0 | 3 | 0 | 0 | 0 | 0 | 11 |
| at Penn State (12/31) | 0-0 | 0-0 | 0-0 | 0-0 | 0 | 0 | 0 | 2 | 0 | 0 | 0 | 3 |
| at Indiana (1/4) | 0-0 | 0-0 | 0-0 | 0-0 | 0 | 0 | 0 | 0 | 1 | 0 | 0 | 1 |
| Ohio State (1/7) | 1-3 | 0-0 | 0-0 | 0-0 | 0 | 2 | 0 | 0 | 0 | 2 | 14 | 1 |
| Minnesota (1/11) | 0-1 | 0-0 | 1-2 | 0-0 | 0 | 0 | 1 | 0 | 0 | 0 | 0 | 5 |
| at Northwestern (1/15) | 0-1 | 0-1 | 0-0 | 0-0 | 0 | 0 | 0 | 1 | 0 | 0 | 0 | 3 |
| at Illinois (1/18) | 0-1 | 0-0 | 0-0 | 0-1 | 1 | 0 | 0 | 1 | 0 | 0 | 1 | 8 |
| Indiana (1/21) | 1-1 | 0-0 | 0-0 | 0-1 | 1 | 0 | 2 | 0 | 0 | 0 | 1 | 6 |
| Michigan (1/25) | 4-4 | 2-2 | 2-2 | 0-1 | 1 | 4 | 12 | 1 | 0 | 0 | 0 | 11 |
| at Iowa (1/28) | 0-1 | 0-0 | 0-2 | 0-0 | 0 | 1 | 0 | 0 | 1 | 0 | 0 | 12 |

| | | | | | | | | | | | | |
|-------------------------|-----|-----|-----|-----|---|---|---|---|---|---|---|----|
| vs Georgetown (2/1) | 0-1 | 0-1 | 2-2 | 1-1 | 2 | 2 | 2 | 0 | 1 | 0 | 1 | 9 |
| Penn State (2/6) | 1-1 | 1-1 | 2-2 | 0-3 | 3 | 3 | 5 | 0 | 1 | 0 | 1 | 10 |
| at Wisconsin (2/9) | 3-5 | 0-1 | 0-0 | 1-1 | 2 | 1 | 6 | 1 | 0 | 0 | 1 | 23 |
| Northwestern (2/13) | 1-1 | 1-1 | 2-2 | 0-0 | 0 | 4 | 5 | 0 | 1 | 0 | 0 | 13 |
| Nebraska (2/16) | 0-1 | 0-1 | 0-0 | 0-0 | 0 | 1 | 0 | 0 | 0 | 0 | 0 | 8 |
| at Purdue (2/23) | 2-2 | 0-0 | 0-0 | 0-0 | 0 | 2 | 4 | 0 | 1 | 0 | 0 | 6 |
| at Michigan (2/20) | 0-0 | 0-0 | 0-0 | 1-1 | 2 | 2 | 0 | 0 | 0 | 0 | 0 | 2 |
| Illinois (3/1) | 0-0 | 0-0 | 0-0 | 0-0 | 0 | 2 | 0 | 0 | 0 | 0 | 0 | 0 |
| Iowa (3/6) | 0-0 | 0-0 | 0-0 | 0-0 | 0 | 1 | 0 | 0 | 1 | 1 | 1 | 6 |
| at Ohio State (3/9) | 0-1 | 0-0 | 0-0 | 0-0 | 0 | 1 | 0 | 0 | 1 | 0 | 0 | 11 |
| vs. Northwestern (3/14) | 0-2 | 0-0 | 0-0 | 0-0 | 0 | 1 | 0 | 0 | 1 | 0 | 0 | 8 |
| vs. Wisconsin (3/15) | 0-0 | 0-0 | 0-0 | 0-0 | 0 | 0 | 0 | 0 | 0 | 0 | 0 | 4 |
| vs. Michigan (3/16) | 1-1 | 0-0 | 0-0 | 1-0 | 1 | 5 | 2 | 0 | 2 | 0 | 0 | 8 |
| vs. Delaware (3/20) | 0-1 | 0-0 | 0-0 | 0-0 | 0 | 2 | 0 | 3 | 0 | 0 | 0 | 13 |
| vs. Harvard (3/22) | 1-3 | 0-1 | 0-0 | 1-0 | 1 | 1 | 2 | 0 | 0 | 0 | 0 | 4 |
| vs. Virginia (3/28) | 0-0 | 0-0 | 0-0 | 0-0 | 0 | 0 | 0 | 0 | 1 | 0 | 0 | 2 |

BRYN FORBES

2012-13 Game-By-Game Stats (At Cleveland St.)

| OPPONENT | FG | 3FG | FT | O-D | R-B | PF | PTS | AST | TO | BLK | STL | MIN |
|--------------------------|--------|------|-----|-----|-----|----|-----|-----|----|-----|-----|-----|
| Grambling (11/9) | 4-11 | 2-5 | 4-4 | 1-3 | 4 | 2 | 14 | 3 | 1 | 0 | 0 | 22 |
| Bowling Green (11/12) | 0-3 | 0-2 | 0-0 | 0-0 | 0 | 0 | 0 | 0 | 0 | 1 | 0 | 9 |
| at Michigan (11/13) | 2-11 | 1-7 | 0-0 | 0-3 | 3 | 1 | 5 | 1 | 0 | 0 | 1 | 25 |
| Old Dominion (11/17) | 1-3 | 1-2 | 0-0 | 0-2 | 2 | 2 | 3 | 0 | 0 | 0 | 0 | 9 |
| Ala.-Huntsville (11/19) | 3-3 | 2-2 | 0-1 | 1-2 | 3 | 0 | 8 | 0 | 1 | 0 | 0 | 17 |
| at Robert Morris (11/20) | 2-6 | 0-2 | 2-2 | 1-0 | 1 | 0 | 6 | 0 | 1 | 0 | 1 | 14 |
| at Ball State (11/28) | 6-11 | 4-8 | 2-2 | 2-2 | 4 | 3 | 18 | 0 | 2 | 0 | 1 | 24 |
| UIC (12/1) | 6-11 | 2-5 | 2-2 | 0-0 | 0 | 1 | 16 | 1 | 4 | 0 | 0 | 32 |
| at NC State (12/8) | 2-10 | 1-6 | 1-2 | 1-2 | 3 | 1 | 6 | 1 | 1 | 0 | 0 | 19 |
| St. Bonaventure (12/15) | * 4-10 | 0-2 | 4-7 | 2-2 | 4 | 2 | 12 | 1 | 3 | 0 | 1 | 33 |
| Notre Dame (OH) (12/19) | 4-6 | 2-4 | 2-4 | 0-3 | 3 | 3 | 12 | 5 | 3 | 0 | 1 | 24 |
| Akron (12/23) | 3-9 | 2-5 | 5-6 | 0-2 | 2 | 1 | 13 | 1 | 2 | 0 | 1 | 28 |
| Rio Grande (12/28) | 4-11 | 1-6 | 2-5 | 3-0 | 3 | 0 | 11 | 4 | 2 | 0 | 1 | 25 |
| Kent State (1/2) | 3-7 | 2-4 | 4-4 | 1-0 | 1 | 2 | 12 | 0 | 1 | 0 | 0 | 18 |
| at Valparaiso (1/4) | 3-9 | 0-5 | 6-6 | 0-1 | 1 | 0 | 12 | 0 | 1 | 0 | 0 | 27 |
| UIC (1/7) | * 5-9 | 1-4 | 3-4 | 1-3 | 4 | 2 | 14 | 0 | 0 | 0 | 1 | 29 |
| at Wright State (1/9) | * 6-9 | 3-5 | 0-0 | 1-4 | 5 | 2 | 15 | 1 | 1 | 0 | 1 | 32 |
| Detroit (1/12) | * 6-12 | 5-7 | 4-5 | 0-8 | 8 | 3 | 21 | 1 | 3 | 0 | 2 | 36 |
| at Milwaukee (1/17) | * 6-14 | 4-10 | 0-0 | 1-5 | 6 | 3 | 16 | 1 | 1 | 0 | 1 | 39 |
| at Green Bay (1/19) | * 3-13 | 2-9 | 4-4 | 0-1 | 1 | 4 | 12 | 2 | 3 | 0 | 4 | 38 |
| Loyola (1/23) | * 7-13 | 3-4 | 5-5 | 2-3 | 1 | 5 | 32 | 0 | 0 | 0 | 1 | 38 |
| at Youngstown St. (1/26) | * 7-13 | 3-6 | 2-2 | 1-6 | 7 | 3 | 19 | 3 | 2 | 0 | 0 | 37 |
| at UIC (2/2) | * 4-10 | 2-7 | 0-0 | 0-8 | 8 | 2 | 10 | 1 | 3 | 0 | 1 | 39 |
| Youngstown St. (2/5) | * 1-9 | 1-5 | 1-2 | 0-4 | 4 | 4 | 4 | 1 | 2 | 0 | 0 | 26 |
| Valparaiso (2/9) | * 8-10 | 4-4 | 4-4 | 1-4 | 5 | 0 | 24 | 2 | 4 | 1 | 1 | 39 |
| at Detroit (2/12) | * 5-11 | 1-7 | 3-3 | 0-0 | 0 | 2 | 14 | 0 | 0 | 0 | 0 | 32 |
| Green Bay (2/15) | * 3-8 | 3-4 | 2-2 | 0-2 | 2 | 3 | 11 | 1 | 1 | 0 | 1 | 18 |
| Milwaukee (2/17) | * 9-12 | 4-7 | 2-3 | 0-2 | 2 | 2 | 24 | 2 | 1 | 0 | 2 | 37 |
| Wright State (2/20) | * 2-12 | 1-4 | 1-1 | 1-6 | 7 | 1 | 6 | 4 | 2 | 0 | 1 | 35 |
| at Western Ill. (2/23) | * 6-8 | 2-2 | 2-3 | 1-3 | 4 | 2 | 16 | 1 | 3 | 0 | 0 | 35 |
| at Loyola (3/2) | * 6-14 | 2-4 | 1-1 | 2-4 | 6 | 0 | 15 | 1 | 2 | 0 | 1 | 35 |
| at UIC (3/5) | * 5-16 | 0-3 | 6-8 | 1-2 | 3 | 2 | 16 | 0 | 2 | 0 | 1 | 34 |

2013-14 Game-By-Game Stats (At Cleveland St.)



GAME-BY-GAME STATS

SPARTANS

| | | | | | | | | | | | | |
|-------------------------|--------|-----|------|-----|---|---|----|---|---|---|---|-----|
| Wright State (1/19) | * 4-12 | 3-7 | 3-4 | 1-5 | 6 | 0 | 14 | 0 | 2 | 0 | 1 | 40 |
| at UIC (1/22) | * 7-15 | 4-5 | 2-5 | 2-2 | 4 | 3 | 20 | 3 | 1 | 0 | 0 | 36 |
| Valparaiso (1/25) | * 3-9 | 1-5 | 5-5 | 0-2 | 2 | 3 | 12 | 0 | 0 | 0 | 0 | 29 |
| at Eastern Ill. (1/28) | * 8-15 | 4-8 | 5-5 | 0-1 | 1 | 0 | 25 | 3 | 2 | 0 | 4 | 40 |
| at Detroit (1/31) | * 7-10 | 4-6 | 9-10 | 3-4 | 7 | 0 | 27 | 3 | 4 | 0 | 0 | 40 |
| at Oakland (2/6) | * 4-11 | 2-6 | 1-5 | 0-1 | 1 | 2 | 11 | 2 | 3 | 0 | 1 | 36 |
| at Oklahoma State (2/8) | * 3-8 | 2-6 | 2-3 | 0-1 | 1 | 0 | 10 | 2 | 0 | 0 | 0 | 32 |
| UIC (2/13) | * 6-12 | 2-6 | 1-1 | 1-0 | 1 | 2 | 15 | 0 | 0 | 0 | 0 | 30 |
| Milwaukee (2/22) | * 4-11 | 1-5 | 3-4 | 0-1 | 1 | 1 | 12 | 3 | 1 | 0 | 0 | 35 |
| Youngstown St. (2/25) | * 3-8 | 3-6 | 6-7 | 0-1 | 1 | 0 | 15 | 1 | 1 | 0 | 1 | 40- |
| at Valparaiso (3/1) | * 3-8 | 2-6 | 0-0 | 0-2 | 2 | 2 | 8 | 0 | 2 | 0 | 1 | 35 |
| Wright State (3/8) | * 2-4 | 2-3 | 2-2 | 0-1 | 1 | 2 | 8 | 0 | 4 | 0 | 0 | 26 |
| Ohio (3/19) | * 7-12 | 4-9 | 2-2 | 1-8 | 9 | 2 | 20 | 1 | 2 | 0 | 1 | 40 |

| | | | | | | | | | | | | |
|----------------------|--------|-----|------|-----|---|---|----|---|---|---|---|----|
| at Kansas (2/8) | * 3-10 | 3-9 | 8-8 | 0-6 | 6 | 1 | 17 | 3 | 4 | 1 | 1 | 39 |
| Iowa State (2/10) | * 2-12 | 2-5 | 2-2 | 0-1 | 1 | 2 | 16 | 3 | 0 | 0 | 2 | 33 |
| at Texas (2/15) | * 5-15 | 2-6 | 9-10 | 2-3 | 5 | 3 | 21 | 0 | 3 | 0 | 0 | 32 |
| Baylor (2/22) | * 9-17 | 6-9 | 8-8 | 1-1 | 2 | 2 | 32 | 0 | 1 | 0 | 0 | 37 |
| at Iowa State (2/26) | * 4-14 | 0-5 | 7-9 | 1-5 | 6 | 0 | 15 | 3 | 2 | 0 | 3 | 38 |
| TCU (3/1) | * 6-13 | 3-7 | 3-4 | 0-3 | 3 | 2 | 18 | 4 | 4 | 0 | 2 | 30 |
| at Oklahoma (3/5) | * 2-9 | 1-3 | 0-0 | 1-2 | 3 | 5 | 5 | 1 | 3 | 0 | 0 | 28 |
| Kansas (3/8) | * 8-14 | 5-7 | 7-8 | 0-1 | 1 | 2 | 28 | 3 | 4 | 1 | 1 | 37 |
| vs. Texas (3/13) | * 1-5 | 1-3 | 0-0 | 1-0 | 1 | 5 | 3 | 1 | 1 | 0 | 0 | 22 |
| at Georgetown (3/18) | * 4-10 | 2-7 | 0-0 | 1-1 | 2 | 3 | 10 | 0 | 2 | 0 | 0 | 32 |

GAVIN SCHILLING

2013-14 Game-By-Game Stats

| OPPONENT | FG | 3FG | FT | O-D | REB | PF | PTS | AST | TO | BLK | STL | MIN |
|---------------------------|-------|-----|-----|-----|-----|----|-----|-----|----|-----|-----|-----|
| McNeese State (11/8) | 2-3 | 0-0 | 0-0 | 0-5 | 5 | 1 | 4 | 2 | 1 | 0 | 0 | 10 |
| vs. Kentucky (11/12) | 0-0 | 0-0 | 0-0 | 0-1 | 1 | 3 | 0 | 0 | 0 | 0 | 0 | 7 |
| Columbia (11/15) | 0-0 | 0-0 | 0-0 | 0-0 | 2 | 0 | 0 | 0 | 1 | 0 | 0 | 2 |
| Portland (11/18) | 0-0 | 0-0 | 0-0 | 0-0 | 0 | 0 | 0 | 0 | 0 | 0 | 0 | 3 |
| vs. Virginia Tech (11/22) | 1-1 | 0-0 | 0-0 | 1-0 | 1 | 1 | 2 | 0 | 0 | 0 | 0 | 4 |
| vs. Oklahoma (11/23) | 1-1 | 0-0 | 0-1 | 1 | 2 | 1 | 2 | 0 | 0 | 1 | 0 | 5 |
| Mount St. Mary's (11/29) | 2-3 | 0-0 | 2-2 | 1-4 | 5 | 0 | 6 | 2 | 0 | 0 | 0 | 11 |
| North Carolina (12/4) | 0-2 | 0-0 | 0-0 | 0-0 | 0 | 1 | 0 | 1 | 0 | 1 | 0 | 9 |
| vs. Oakland (12/14) | 0-0 | 0-0 | 0-0 | 0-0 | 0 | 1 | 0 | 0 | 0 | 0 | 0 | 3 |
| North Florida (12/17) | 3-4 | 0-0 | 1-6 | 3-2 | 5 | 3 | 7 | 0 | 0 | 0 | 0 | 20 |
| at Texas (12/21) | 1-2 | 0-0 | 2-2 | 2-3 | 5 | 3 | 4 | 1 | 0 | 0 | 0 | 12 |
| New Orleans (12/28) | 2-2 | 0-0 | 0-0 | 1-0 | 1 | 5 | 4 | 0 | 3 | 0 | 0 | 9 |
| at Penn State (12/31) | 0-1 | 0-0 | 0-0 | 1-2 | 3 | 4 | 0 | 0 | 0 | 1 | 0 | 5 |
| at Indiana (1/4) | 0-1 | 0-0 | 0-0 | 3-0 | 3 | 0 | 0 | 0 | 0 | 0 | 0 | 2 |
| Ohio State (1/7) | 0-1 | 0-0 | 0-0 | 0-0 | 0 | 0 | 0 | 0 | 0 | 0 | 0 | 1 |
| Minnesota (1/11) | 0-0 | 0-0 | 0-0 | 0-0 | 0 | 1 | 0 | 1 | 0 | 1 | 0 | 4 |
| at Northwestern (1/15) | 0-2 | 0-0 | 0-0 | 1-0 | 1 | 2 | 0 | 0 | 0 | 0 | 0 | 6 |
| at Illinois (1/18) | 0-1 | 0-0 | 0-0 | 1-1 | 2 | 1 | 0 | 0 | 2 | 0 | 0 | 5 |
| Indiana (1/21) | 0-0 | 0-0 | 0-0 | 0-0 | 0 | 1 | 0 | 0 | 1 | 0 | 0 | 5 |
| Michigan (1/25) | 1-1 | 0-0 | 2-2 | 1-2 | 3 | 1 | 4 | 1 | 1 | 2 | 0 | 7 |
| at Iowa (1/28) | 1-1 | 0-0 | 1-3 | 0-4 | 4 | 3 | 3 | 0 | 0 | 1 | 0 | 14 |
| vs. Georgetown (2/1) | 1-1 | 0-0 | 0-0 | 0-0 | 0 | 1 | 2 | 0 | 1 | 0 | 0 | 11 |
| Penn State (2/6) | 1-2 | 0-0 | 1-2 | 0-3 | 3 | 0 | 3 | 0 | 1 | 1 | 0 | 10 |
| at Wisconsin (2/9) | 0-0 | 0-0 | 0-0 | 0-0 | 0 | 2 | 0 | 0 | 0 | 0 | 0 | 1 |
| Northwestern (2/13) | 0-0 | 0-0 | 0-0 | 0-1 | 1 | 0 | 0 | 0 | 0 | 0 | 0 | 3 |
| Nebraska (2/16) | 0-1 | 0-0 | 0-0 | 1-0 | 1 | 0 | 0 | 0 | 0 | 0 | 0 | 2 |
| at Purdue (2/20) | 0-1 | 0-0 | 0-0 | 0-2 | 2 | 3 | 0 | 1 | 1 | 0 | 0 | 8 |
| at Michigan (2/23) | 2-2 | 0-0 | 0-0 | 0-0 | 0 | 1 | 4 | 0 | 1 | 0 | 0 | 12 |
| Illinois (3/1) | * 3-4 | 0-0 | 1-2 | 2-1 | 3 | 1 | 7 | 0 | 1 | 0 | 0 | 15 |
| Iowa (3/6) | 0-0 | 0-0 | 0-0 | 0-0 | 0 | 1 | 0 | 0 | 1 | 0 | 0 | 2 |
| at Ohio State (3/9) | 0-0 | 0-0 | 0-0 | 0-1 | 1 | 0 | 0 | 0 | 0 | 0 | 0 | 2 |
| vs. Northwestern (3/14) | 0-0 | 0-0 | 0-0 | 1-1 | 2 | 0 | 0 | 0 | 1 | 0 | 0 | 4 |
| vs. Wisconsin (3/15) | 0-0 | 0-0 | 0-0 | 1-0 | 1 | 4 | 0 | 0 | 1 | 0 | 0 | 8 |
| vs. Michigan (3/16) | 0-1 | 0-0 | 1-2 | 4-0 | 4 | 1 | 1 | 0 | 2 | 2 | 0 | 5 |
| vs. Delaware (3/20) | 0-0 | 0-0 | 0-0 | 0-0 | 0 | 2 | 0 | 0 | 1 | 0 | 0 | 4 |
| vs. Harvard (3/22) | 0-0 | 0-0 | 0-0 | 0-0 | 0 | 0 | 0 | 0 | 0 | 0 | 0 | 3 |
| vs. Virginia (3/28) | 0-0 | 0-0 | 0-0 | 0-0 | 0 | 0 | 0 | 0 | 0 | 0 | 0 | 4 |

TRAVIS TRICE

2011-12 Game-By-Game Stats

| OPPONENT | FG | 3FG | FT | O-D | REB | PF | PTS | AST | TO | BLK | STL | MIN |
|----------------------------|-----|-----|-----|-----|-----|----|-----|-----|----|-----|-----|-----|
| vs. North Carolina (11/11) | 1-8 | 0-4 | 2-2 | 0-1 | 1 | 4 | 4 | 3 | 1 | 0 | 3 | 20 |
| vs. Duke (11/15) | 2-3 | 1-2 | 2-2 | 0-0 | 0 | 3 | 7 | 0 | 4 | 0 | 0 | 20 |
| Texas Southern (11/18) | 4-7 | 3-6 | 0-2 | 0-5 | 5 | 2 | 11 | 0 | 2 | 0 | 2 | 20 |
| UALR (11/20) | 2-4 | 2-3 | 0-0 | 0-2 | 2 | 1 | 6 | 2 | 2 | 0 | 3 | 19 |
| Milwaukee (11/23) | 2-4 | 1-2 | 2-4 | 0-4 | 4 | 1 | 7 | 2 | 1 | 1 | 0 | 23 |
| at Eastern Mich. (11/27) | 0-3 | 0-2 | 0-2 | 0-3 | 3 | 2 | 0 | 1 | 2 | 0 | 3 | 18 |
| Florida State (11/30) | 1-4 | 1-3 | 0-0 | 0-0 | 0 | 3 | 3 | 2 | 2 | 0 | 1 | 27 |
| Nebraska Omaha (12/4) | 2-5 | 2-5 | 0-0 | 0-3 | 3 | 1 | 6 | 3 | 1 | 0 | 0 | 15 |
| Central Conn. State (12/7) | 6-8 | 4-4 | 0-5 | 0-3 | 3 | 1 | 20 | 5 | 1 | 0 | 2 | 22 |
| at Gonzaga (12/10) | 1-6 | 1-2 | 1-4 | 0-1 | 1 | 1 | 4 | 3 | 4 | 0 | 1 | 20 |
| Bowling Green (12/17) | 1-4 | 1-2 | 0-0 | 0-2 | 2 | 2 | 3 | 2 | 4 | 1 | 1 | 21 |
| UMKC (12/19) | 3-5 | 2-3 | 0-0 | 0-1 | 1 | 3 | 8 | 2 | 1 | 0 | 0 | 16 |
| Lehigh (12/22) | 1-3 | 1-2 | 3-4 | 1-3 | 4 | 2 | 6 | 5 | 1 | 0 | 1 | 17 |
| Indiana (12/28) | 0-2 | 0-2 | 0-0 | 0-0 | 0 | 2 | 0 | 0 | 1 | 0 | 0 | 16 |
| at Nebraska (12/31) | 1-3 | 0-2 | 0-0 | 0-1 | 1 | 4 | 2 | 2 | 1 | 0 | 0 | 12 |
| at Wisconsin (1/3) | 0-5 | 0-1 | 0-0 | 0-2 | 2 | 1 | 0 | 2 | 0 | 0 | 0 | 17 |
| Iowa (1/10) | 3-4 | 2-3 | 2-2 | 0-2 | 2 | 2 | 10 | 0 | 0 | 0 | 0 | 16 |



GAME-BY-GAME STATS

| | | | | | | | | | | | | |
|-------------------------|-----|-----|-----|-----|---|---|---|---|---|---|---|----|
| at Northwestern (1/14) | 3-6 | 1-2 | 0-0 | 1-2 | 3 | 2 | 7 | 4 | 1 | 0 | 2 | 23 |
| at Michigan (1/17) | 1-3 | 1-1 | 0-0 | 0-1 | 1 | 2 | 3 | 0 | 1 | 0 | 0 | 18 |
| Purdue (1/21) | 2-3 | 0-1 | 1-2 | 0-0 | 0 | 3 | 5 | 4 | 1 | 0 | 0 | 16 |
| at Illinois (1/31) | 2-6 | 1-3 | 0-0 | 0-0 | 0 | 5 | 1 | 2 | 0 | 0 | 0 | 22 |
| Michigan (2/5) | 1-3 | 1-3 | 0-0 | 0-0 | 0 | 3 | 0 | 0 | 0 | 0 | 0 | 14 |
| Penn State (2/8) | 2-6 | 1-3 | 0-0 | 1-2 | 3 | 3 | 5 | 1 | 1 | 0 | 1 | 19 |
| at Ohio State (2/11) | 0-2 | 0-2 | 0-0 | 0-4 | 4 | 2 | 0 | 2 | 1 | 0 | 0 | 12 |
| at Indiana (2/28) | 1-4 | 0-2 | 0-0 | 1-0 | 1 | 1 | 2 | 0 | 0 | 0 | 0 | 8 |
| Ohio State (3/4) | 0-0 | 0-0 | 0-0 | 0-1 | 1 | 1 | 0 | 2 | 0 | 0 | 0 | 6 |
| vs. Iowa (3/9) | 3-6 | 3-4 | 0-0 | 0-2 | 2 | 2 | 9 | 3 | 0 | 0 | 1 | 24 |
| vs. Wisconsin (3/10) | 1-1 | 0-0 | 0-2 | 0-0 | 0 | 2 | 2 | 0 | 0 | 0 | 0 | 9 |
| vs. Ohio State (3/11) | 1-3 | 1-2 | 0-0 | 0-1 | 1 | 0 | 3 | 1 | 0 | 0 | 1 | 10 |
| vs. LIU Brooklyn (3/16) | 1-3 | 0-1 | 2-2 | 0-4 | 4 | 3 | 4 | 1 | 0 | 0 | 1 | 17 |
| vs. Saint Louis (3/18) | 0-1 | 0-1 | 0-0 | 0-1 | 1 | 1 | 0 | 1 | 0 | 0 | 0 | 16 |
| vs. Louisville (3/22) | 0-1 | 0-1 | 0-0 | 1-1 | 2 | 1 | 0 | 3 | 1 | 0 | 2 | 18 |

2012-13 Game-By-Game Stats

| OPPONENT | FG | 3FG | FT | O-D | REB | PF | PTS | AST | TO | BLK | STL | MIN |
|----------------------------|------|-----|-----|-----|-----|----|-----|-----|----|-----|-----|-----|
| vs. Connecticut (11/9) | 1-5 | 1-3 | 0-0 | 0-0 | 0 | 1 | 3 | 1 | 1 | 0 | 1 | 18 |
| at Miami (11/28) | 3-6 | 3-3 | 0-0 | 0-0 | 2 | 9 | 0 | 0 | 0 | 1 | 12 | |
| Nicholls State (12/1) | 1-6 | 1-3 | 0-0 | 1-2 | 3 | 4 | 3 | 2 | 0 | 0 | 1 | 20 |
| Arkansas-Pine Bluff (12/5) | 4-7 | 4-7 | 0-0 | 0-1 | 2 | 12 | 5 | 2 | 0 | 1 | 21 | |
| Loyola (12/8) | 2-5 | 1-3 | 6-6 | 1-1 | 2 | 4 | 11 | 0 | 1 | 0 | 1 | 10 |
| Tuskegee (12/15) | 2-6 | 2-5 | 0-1 | 2-1 | 3 | 4 | 6 | 4 | 2 | 0 | 0 | 20 |
| at Bowling Green (12/18) | 0-2 | 0-2 | 0-0 | 0-2 | 2 | 1 | 0 | 2 | 2 | 0 | 0 | 19 |
| Texas (12/22) | 0-2 | 0-2 | 0-0 | 0-1 | 1 | 1 | 0 | 2 | 1 | 0 | 1 | 25 |
| at Minnesota (12/31) | 3-9 | 3-4 | 0-1 | 0-0 | 0 | 2 | 9 | 3 | 1 | 0 | 1 | 24 |
| Purdue (1/5) | 3-9 | 2-4 | 4-4 | 0-4 | 4 | 3 | 12 | 2 | 2 | 0 | 2 | 23 |
| at Iowa (1/10) | 1-5 | 0-2 | 0-3 | 0-0 | 0 | 3 | 2 | 1 | 2 | 1 | 0 | 25 |
| Nebraska (1/13) | 1-4 | 1-2 | 0-0 | 0-1 | 1 | 1 | 3 | 2 | 0 | 0 | 0 | 23 |
| at Penn State (1/16) | 4-11 | 2-6 | 1-1 | 1-1 | 2 | 2 | 11 | 3 | 1 | 0 | 1 | 26 |
| Ohio State (1/19) | 1-4 | 0-2 | 0-0 | 0-0 | 0 | 3 | 2 | 0 | 2 | 0 | 1 | 18 |
| at Wisconsin (1/22) | 1-4 | 0-0 | 0-0 | 0-1 | 1 | 0 | 2 | 0 | 0 | 0 | 0 | 15 |
| at Indiana (1/27) | 3-12 | 2-5 | 0-0 | 1-1 | 2 | 2 | 8 | 5 | 5 | 0 | 1 | 30 |
| Illinois (1/31) | 0-2 | 0-1 | 0-1 | 0-1 | 1 | 0 | 0 | 0 | 0 | 0 | 0 | 11 |
| Indiana (2/19) | 0-3 | 0-1 | 0-0 | 0-1 | 1 | 0 | 0 | 0 | 1 | 0 | 1 | 6 |
| at Ohio State (2/24) | 0-2 | 0-1 | 2-2 | 1-0 | 1 | 1 | 2 | 1 | 1 | 0 | 2 | 11 |
| at Purdue (2/9) | 2-5 | 2-4 | 0-0 | 1-2 | 3 | 1 | 6 | 1 | 0 | 0 | 0 | 14 |
| Wisconsin (3/7) | 2-3 | 1-1 | 0-0 | 0-5 | 5 | 0 | 5 | 4 | 2 | 0 | 6 | 19 |
| Northwestern (3/10) | 2-3 | 2-3 | 2-2 | 0-1 | 0 | 0 | 8 | 3 | 0 | 0 | 0 | 23 |
| vs. Iowa (3/15) | 0-3 | 0-2 | 0-0 | 0-0 | 0 | 0 | 0 | 3 | 0 | 0 | 2 | 18 |
| vs. Ohio State (3/16) | 0-3 | 0-2 | 0-1 | 0-2 | 2 | 3 | 0 | 3 | 1 | 1 | 1 | 19 |
| vs. Valparaiso (3/21) | 1-3 | 1-2 | 0-0 | 0-1 | 1 | 3 | 3 | 0 | 3 | 0 | 0 | 21 |
| vs. Memphis (3/23) | 1-2 | 0-1 | 2-2 | 0-3 | 3 | 4 | 4 | 1 | 3 | 0 | 1 | 13 |
| vs. Duke (3/29) | 3-3 | 1-1 | 1-1 | 0-2 | 2 | 4 | 8 | 0 | 0 | 0 | 0 | 16 |

2013-14 Game-By-Game Stats

| OPPONENT | FG | 3FG | FT | O-D | REB | PF | PTS | AST | TO | BLK | STL | MIN |
|----------------------------|-----|-----|-----|-----|-----|----|-----|-----|----|-----|-----|-----|
| McNeese State (11/8) | 4-8 | 3-6 | 0-0 | 1-4 | 5 | 0 | 11 | 8 | 2 | 0 | 1 | 23 |
| vs. Kentucky (11/12) | 1-2 | 0-1 | 0-0 | 0-0 | 0 | 0 | 2 | 1 | 0 | 0 | 0 | 14 |
| Columbia (11/15) | 0-2 | 0-1 | 3-4 | 0-0 | 0 | 1 | 3 | 2 | 0 | 0 | 2 | 20 |
| Portland (11/18) | 3-9 | 2-6 | 0-1 | 0-1 | 1 | 2 | 8 | 2 | 2 | 1 | 2 | 22 |
| vs. Virginia Tech (11/22) | 3-7 | 2-5 | 0-0 | 1-2 | 3 | 0 | 8 | 3 | 0 | 0 | 2 | 23 |
| vs. Oklahoma (11/23) | 1-5 | 1-3 | 3-4 | 1-1 | 2 | 2 | 6 | 0 | 3 | 0 | 2 | 20 |
| Mount St. Mary's (11/29) * | 6-8 | 3-4 | 0-0 | 0-1 | 1 | 0 | 15 | 6 | 1 | 0 | 2 | 21 |
| North Carolina (12/4) | 1-6 | 0-2 | 2-2 | 0-2 | 2 | 4 | 4 | 2 | 1 | 0 | 5 | 22 |
| vs. Oakland (12/14) * | 2-8 | 2-5 | 0-0 | 0-1 | 1 | 2 | 6 | 1 | 1 | 0 | 0 | 28 |
| at Texas (12/21) | 4-6 | 3-4 | 2-2 | 0-1 | 1 | 3 | 13 | 0 | 1 | 0 | 1 | 21 |
| New Orleans (12/28) | 2-3 | 1-2 | 0-0 | 0-0 | 0 | 0 | 5 | 3 | 2 | 0 | 0 | 20 |
| at Penn State (12/31) | 4-7 | 2-3 | 2-2 | 0-1 | 1 | 0 | 12 | 0 | 0 | 0 | 1 | 28 |
| at Indiana (1/4) | 2-6 | 1-3 | 1-3 | 0-0 | 0 | 2 | 6 | 4 | 2 | 0 | 1 | 18 |
| Minnesota (1/11) | 2-6 | 0-2 | 0-0 | 0-2 | 2 | 1 | 4 | 2 | 0 | 2 | 0 | 19 |
| at Northwestern (1/15) * | 3-7 | 1-2 | 0-0 | 0-2 | 2 | 2 | 7 | 0 | 1 | 0 | 0 | 16 |
| at Illinois (1/18) | 0-3 | 0-2 | 0-0 | 0-0 | 0 | 3 | 0 | 1 | 0 | 0 | 0 | 13 |
| Indiana (1/21) | 3-6 | 2-4 | 2-2 | 0-0 | 4 | 0 | 10 | 3 | 2 | 0 | 1 | 16 |
| Michigan (1/25) | 1-1 | 1-1 | 0-0 | 0-1 | 1 | 5 | 3 | 1 | 0 | 0 | 1 | 18 |
| at Iowa (1/28) | 3-5 | 3-5 | 1-2 | 0-2 | 2 | 2 | 10 | 0 | 2 | 0 | 0 | 21 |
| vs. Georgetown (2/1) | 0-5 | 0-3 | 0-0 | 0-3 | 3 | 3 | 0 | 2 | 3 | 0 | 0 | 16 |
| Penn State (2/6) * | 1-6 | 1-3 | 2-2 | 0-4 | 4 | 2 | 5 | 7 | 0 | 0 | 0 | 34 |
| at Wisconsin (2/9) | 5-9 | 3-5 | 0-1 | 1-3 | 4 | 1 | 13 | 2 | 0 | 0 | 1 | 35 |
| Northwestern (2/13) * | 4-9 | 3-6 | 0-0 | 0-3 | 3 | 11 | 6 | 0 | 0 | 2 | 3 | 33 |
| Nebraska (2/16) * | 1-6 | 1-4 | 0-0 | 0-2 | 2 | 3 | 3 | 1 | 1 | 0 | 0 | 24 |
| at Purdue (2/20) * | 5-8 | 4-6 | 0-0 | 0-0 | 0 | 2 | 14 | 6 | 1 | 1 | 0 | 24 |
| at Michigan (2/23) | 2-4 | 2-3 | 0-0 | 0-1 | 1 | 2 | 6 | 0 | 1 | 1 | 0 | 27 |
| Illinois (3/1) | 0-1 | 0-0 | 0-0 | 0-1 | 1 | 0 | 0 | 1 | 0 | 0 | 1 | 20 |
| Iowa (3/6) | 4-5 | 3-4 | 6-6 | 0-1 | 1 | 2 | 17 | 3 | 5 | 0 | 1 | 26 |
| at Ohio State (3/9) | 2-6 | 1-4 | 1-1 | 0-2 | 2 | 0 | 6 | 2 | 1 | 0 | 0 | 24 |

| | | | | | | | | | | | | |
|-------------------------|-----|-----|-----|-----|---|---|----|---|---|---|---|----|
| vs. Northwestern (3/14) | 3-7 | 3-5 | 0-0 | 1-0 | 1 | 0 | 9 | 1 | 0 | 0 | 0 | 24 |
| vs. Wisconsin (3/15) | 3-7 | 0-1 | 5-5 | 1-1 | 2 | 1 | 11 | 4 | 0 | 1 | 1 | 19 |
| vs. Michigan (3/16) | 2-7 | 0-3 | 2-2 | 0-3 | 3 | 1 | 6 | 4 | 0 | 0 | 0 | 21 |
| vs. Delaware (3/20) | 7-8 | 3-4 | 2-3 | 1-2 | 3 | 1 | 19 | 1 | 3 | 0 | 0 | 23 |
| vs. Harvard (3/22) | 2-6 | 1-3 | 0-0 | 1-1 | 2 | 3 | 5 | 2 | 0 | 0 | 1 | 24 |
| vs. Virginia (3/28) | 1-4 | 1-3 | 2-2 | 0-1 | 1 | 0 | 5 | 1 | 1 | 0 | 2 | 25 |
| vs. Connecticut (3/30) | 0-4 | 0-3 | 0-0 | 0-1 | 1 | 1 | 0 | 2 | 1 | 0 | 0 | 18 |

DENZEL VALENTINE

2012-13 Game-By-Game Stats

| OPPONENT | FG | 3FG | FT | O-D | REB | PF | PTS | AST | TO | BLK | STL | MIN |
|----------------------------|-----|-----|-----|-----|-----|----|-----|-----|----|-----|-----|-----|
| vs. Connecticut (11/9) | 2-4 | 0-1 | 0-0 | 0-8 | 8 | 1 | 4 | 1 | 2 | 0 | 1 | 24 |
| vs. Kansas (11/13) | 0-2 | 0-1 | 0-0 | 0-1 | 1 | 3 | 0 | 4 | 1 | 2 | 1 | 24 |
| Texas Southern (11/18) | 4-9 | 0-3 | 0-0 | 1-2 | 3 | 4 | 8 | 5 | 1 | 2 | 2 | 22 |
| Boise State (11/20) * | 4-9 | 2-6 | 2-3 | 1-3 | 4 | 2 | 12 | 2 | 3 | 0 | 2 | 29 |
| Oakland (11/23) * | 2-4 | 0-1 | 6-6 | 3-7 | 2 | 10 | 6 | 3 | 0 | 2 | 30 | |
| Louisiana (11/25) * | 1-6 | 1-4 | 1-2 | 1-0 | 1 | 4 | 4 | 1 | 5 | 1 | 1 | 20 |
| at Miami (11/28) * | 1-5 | 0-1 | 1-2 | 1-3 | 4 | 0 | 3 | 3 | 0 | 0 | 0 | 22 |
| Nicholls State (12/1) * | 4-4 | 1-1 | 2-2 | 1-2 | 3 | 1 | 11 | 3 | 1 | 0 | 3 | 23 |
| Ark.-Pine Bluff (12/5) * | 2-6 | 1-2 | 0-0 | 3-2 | 5 | 3 | 5 | 2 | 2 | 0 | 1 | 20 |
| Loyola (12/8) * | 1-2 | 1-1 | 3-4 | 0-2 | 2 | 2 | 6 | 1 | 4 | 1 | 0 | 22 |
| Tuskegee (12/15) * | 2-3 | 0-0 | 0-0 | 1-6 | 7 | 3 | 4 | 3 | 4 | 0 | 1 | 21 |
| at Bowling Green (12/18) * | 5-6 | 2-2 | 0-0 | 1-3 | 4 | 1 | 12 | 1 | 1 | 1 | 2 | 26 |
| Texas (12/22) * | 0-1 | 0-0 | 0-0 | 1-1 | 2 | 5 | 0 | 3 | 1 | 0 | 2 | 9 |
| at Minnesota (12/31) * | 2-2 | 1-1 | 0-2 | 3-3 | 6 | 2 | 5 | 5 | 3 | 0 | 0 | 22 |
| Purdue (1/5) * | 5-7 | 0-2 | 1-1 | 2-3 | 5 | 1 | 11 | 4 | 4 | 0 | 1 | 24 |
| at Iowa (1/10) * | 0-2 | 0-1 | 0-0 | 1-2 | 3 | 1 | 0 | 4 | 5 | 0 | 2 | 21 |
| Nebraska (1/13) * | 1-5 | 1-3 | 0-0 | 0-8 | 8 | 1 | 3 | 1 | 1 | 1 | 0 | 18 |
| at Penn State (1/16) * | 1-5 | 0-1 | 0-0 | 0-3 | 3 | 3 | 2 | 2 | 2 | 0 | 2 | 18 |
| Ohio State (1/19) | 1-3 | 1-2 | 0-0 | 0-1 | 1 | 1 | 3 | 1 | 0 | 0 | 0 | 18 |
| at Wisconsin (1/22) | 0-2 | 0-0 | 0-0 | 0-1 | 1 | 0 | 0 | 1 | 0 | 1 | 0 | 10 |
| at Indiana (1/27) | 0-2 | 0-2 | 0-0 | 0-2 | 2 | 1 | 0 | 1 | 1 | 0 | 1 | 18 |
| Illinois (1/31) | 4-4 | 0-0 | 6-8 | 2-1 | 3 | 4 | 14 | 2 | 1 | 0 | 1 | 19 |
| Minnesota (2/6) | 3-5 | 2-4 | 0-2 | 2-1 | 3 | 2 | 8 | 0 | 1 | 0 | 0 | 21 |
| at Purdue (2/9) | 1-5 | 0-1 | 0-0 | 1-5 | 6 | 2 | 2 | 4 | 2 | 0 | 0 | 24 |
| Michigan (2/12) | 3-5 | 1-2 | 0-1 | 1-8 | 9 | 3 | 7 | 4 | 3 | 1 | 1 | 24 |
| at Nebraska (2/16) | 3-4 | 1-1 | 0-0 | 1-6 | 7 | 0 | 7 | 2 | 1 | 0 | 0 | 24 |
| Indiana (2/19) | 2-6 | 0-2 | 2-2 | 4-3 | 7 | 1 | 6 | 3 | 1 | 2 | 0 | 27 |
| at Ohio State (2/24) | 3-6 | 1-3 | 0-0 | 0-3 | 3 | 4 | 7 | 2 | 1 | 0 | 0 | 23 |
| at Michigan (3/3) | 0-4 | 0-3 | 0-0 | 0-2 | 2 | 0 | 0 | 0 | 1 | 0 | 0 | 23 |
| Wisconsin (3/7) | 1-3 | 0-0 | 1-1 | 2-2 | 4 | 3 | 3 | 3 | 2 | 0 | 0 | 19 |
| Northwestern (3/10) | 1-2 | 0-0 | 0-0 | 0-1 | 1 | 2 | 2 | 3 | 2 | 0 | 0 | 14 |
| vs. Iowa (3/15) | 1-3 | 0-1 | 0-0 | 2-0 | 2 | 2 | 2 | 1 | 4 | 0 | 0 | 15 |
| vs. Ohio State (3/16) | 3-5 | 0-0 | 0-0 | 2-2 | 4 | 3 | 6 | 0 | 3 | 0 | 0 | 17 |
| vs. Valparaiso (3/21) | 0-2 | 0-1 | 0-0 | 1-5 | 6 | 1 | 0 | 3 | 1 | 0 | 1 | 15 |
| vs. Memphis (3/23) | 4-9 | 0-3 | 1-2 | 1-5 | 6 | 0 | 9 | 6 | 1 | 0 | 0 | 25 |
| vs. Duke (3/29) | 2-3 | 0-1 | 0-1 | 0-3 | 3 | 0 | 4 | 0 | 2 | 0 | 1 | 18 |

2013-14 Game-By-Game Stats

| OPPONENT | FG | 3FG | FT | O-D | REB | PF | PTS | AST | TO | BLK | STL | MIN |
|---------------------------|--------|-----|-------|------|-----|----|-----|-----|----|-----|-----|-----|
| McNeese State (11/8) | * 5-9 | 2-3 | 0-0 | 1-4 | 5 | 1 | 12 | 3 | 1 | 0 | 0 | 22 |
| vs. Kentucky (11/12) | 2-8 | 1-2 | 0-0 | 0-1 | 1 | 4 | 5 | 5 | 1 | 1 | 2 | 25 |
| Columbia (11/15) | 3-6 | 0-1 | 4-5 | 0-2 | 2 | 2 | 10 | 0 | 1 | 0 | 1 | 25 |
| Portland (11/18) | * 1-5 | 0-2 | 0-0 | 1-3 | 4 | 1 | 2 | 4 | 1 | 0 | 0 | 17 |
| vs. Virginia Tech (11/22) | 3-6 | 1-3 | 0-0 | 0-1 | 1 | 2 | 7 | 4 | 2 | 1 | 2 | 19 |
| vs. Oklahoma (11/23) | 3-7 | 1-1 | 0-1-5 | 6 | 2 | 7 | 5 | 2 | 0 | 0 | 0 | 30 |
| Mount St. Mary's (11/29) | * 7-11 | 1-3 | 0-0 | 1-4 | 5 | 1 | 15 | 7 | 1 | 0 | 1 | 27 |
| North Carolina (12/4) | 1-4 | 0-2 | 0-0 | 2-3 | 5 | 2 | 2 | 2 | 2 | 1 | 1 | 26 |
| vs. Oakland (12/14) | * 0-7 | 0-4 | 0-0 | 2-4 | 6 | 1 | 0 | 4 | 1 | 0 | 4 | 31 |
| North Florida (12/17) | * 4-9 | 1-4 | 2-2 | 1-5 | 6 | 1 | 11 | 4 | 4 | 0 | 0 | 29 |
| at Texas (12/21) | * 3-8 | 1-4 | 1-2 | 1-10 | 11 | 3 | 8 | 2 | 2 | 1 | 1 | 34 |
| New Orleans (12/28) | * 4-9 | 2-4 | 0-0 | 3-10 | 13 | 1 | 10 | 6 | 2 | 0 | 1 | 28 |
| at Penn State (12/31) | * 3-7 | 1-3 | 2-2 | 0-2 | 2 | 2 | 9 | 6 | 1 | 0 | 2 | 30 |
| at Indiana (1/4) | * 2-6 | 1-2 | 0-0 | 1-5 | 6 | 3 | 5 | 4 | 1 | 1 | 2 | 29 |
| Ohio State (1/7) | * 2-9 | 2-6 | 0-0 | 1-5 | 6 | 5 | 6 | 5 | 3 | 2 | 0 | 27 |
| Minnesota (1/11) | * 3-9 | 0-2 | 3-5 | 2-8 | 10 | 3 | 9 | 4 | 3 | 1 | 4 | 38 |
| at Northwestern (1/15) | * 0-5 | 0-2 | 1-2 | 1-6 | 7 | 2 | 1 | 2 | 1 | 0 | 0 | 31 |
| at Illinois (1/18) | * 6-9 | 2-3 | 1-2 | 2-9 | 11 | 3 | 15 | 4 | 1 | 0 | 0 | 34 |
| Indiana (1/21) | * 2-6 | 0-2 | 6-7 | 0-7 | 7 | 2 | 10 | 3 | 1 | 1 | 2 | 30 |
| Michigan (1/25) | * 1-5 | 0-2 | 0-0 | 2-2 | 4 | 1 | 2 | 3 | 1 | 0 | 0 | 30 |
| at Iowa (1/28) | * 5-13 | 2-7 | 0-0 | 2-4 | 6 | 4 | 12 | 2 | 1 | 1 | 0 | 29 |
| vs. Georgetown (2/1) | * 3-7 | 2-5 | 3-5 | 3-4 | 7 | 1 | 11 | 3 | 6 | 0 | 2 | 35 |
| Penn State (2/6) | * 4-9 | 1-1 | 2-2 | 2-9 | 11 | 3 | 11 | 6 | 2 | 0 | 4 | 31 |
| at Wisconsin (2/9) | * 2-6 | 0-1 | 0-0 | 3-6 | 9 | 1 | 4 | 3 | 2 | 0 | 1 | 31 |



GAME-BY-GAME STATS

SPARTANS

| | | | | | | | | | | | | |
|-------------------------|--------|-----|-----|-----|---|---|----|---|---|---|---|----|
| Northwestern (2/13) | * 6-10 | 3-3 | 1-2 | 3-2 | 5 | 3 | 16 | 6 | 1 | 0 | 0 | 33 |
| Nebraska (2/16) | * 2-8 | 0-3 | 0-1 | 2-6 | 8 | 3 | 4 | 1 | 4 | 0 | 0 | 34 |
| at Purdue (2/20) | * 4-7 | 1-2 | 7-7 | 3-2 | 5 | 4 | 16 | 4 | 0 | 0 | 2 | 28 |
| at Michigan (2/23) | * 5-7 | 3-3 | 0-0 | 0-8 | 8 | 4 | 3 | 6 | 2 | 1 | 0 | 36 |
| Illinois (3/1) | * 1-6 | 1-5 | 0-1 | 0-4 | 4 | 3 | 3 | 4 | 5 | 0 | 0 | 34 |
| Iowa (3/6) | * 4-5 | 1-2 | 4-6 | 1-5 | 6 | 2 | 13 | 9 | 2 | 0 | 1 | 35 |
| at Ohio State (3/9) | * 4-5 | 3-4 | 0-0 | 0-0 | 0 | 4 | 11 | 1 | 1 | 0 | 0 | 19 |
| vs. Northwestern (3/14) | * 2-7 | 1-4 | 2-3 | 0-6 | 6 | 1 | 7 | 4 | 1 | 1 | 1 | 29 |
| vs. Wisconsin (3/15) | * 4-7 | 3-5 | 1-4 | 1-6 | 7 | 2 | 12 | 3 | 1 | 0 | 0 | 38 |
| vs. Michigan (3/16) | * 0-2 | 0-2 | 3-4 | 0-4 | 4 | 4 | 3 | 3 | 0 | 0 | 0 | 21 |
| vs. Delaware (3/20) | * 1-4 | 1-2 | 0-0 | 1-3 | 4 | 4 | 3 | 1 | 2 | 0 | 0 | 17 |
| vs. Harvard (3/22) | * 2-7 | 1-4 | 1-2 | 2-5 | 7 | 3 | 6 | 6 | 1 | 0 | 1 | 32 |
| vs. Virginia (3/28) | * 1-4 | 1-2 | 0-0 | 0-5 | 5 | 2 | 3 | 3 | 2 | 0 | 1 | 35 |
| vs. Connecticut (3/30) | * 3-6 | 3-4 | 0-0 | 2-6 | 8 | 4 | 9 | 2 | 4 | 0 | 2 | 37 |

KEENAN WETZEL

2011-12 Game-By-Game Stats

| OPPONENT | FG | 3FG | FT | O-D | REB | PF | PTS | AST | TO | BLK | STL | MIN |
|----------------------------|-----|-----|-----|-----|-----|----|-----|-----|----|-----|-----|-----|
| Texas Southern (11/18) | 0-0 | 0-0 | 0-0 | 0-0 | 0 | 0 | 0 | 0 | 0 | 0 | 0 | 1 |
| Nebraska Omaha (12/4) | 0-0 | 0-0 | 0-0 | 0-0 | 0 | 0 | 0 | 0 | 0 | 0 | 0 | 1 |
| Central Conn. State (12/7) | 0-0 | 0-0 | 0-0 | 0-0 | 0 | 0 | 0 | 0 | 0 | 0 | 0 | 0+ |
| UMKC (12/19) | 1-1 | 1-1 | 0-0 | 0-0 | 0 | 0 | 3 | 0 | 0 | 0 | 0 | 2 |
| Iowa (1/10) | 0-0 | 0-0 | 0-0 | 0-0 | 0 | 0 | 0 | 0 | 0 | 0 | 0 | 2 |
| Purdue (1/21) | 0-1 | 0-1 | 1-2 | 0-0 | 0 | 1 | 1 | 0 | 0 | 0 | 0 | 1 |
| Minnesota (1/25) | 0-0 | 0-0 | 0-0 | 0-0 | 0 | 0 | 0 | 0 | 0 | 0 | 0 | 0+ |
| Wisconsin (2/16) | 0-0 | 0-0 | 0-0 | 0-0 | 0 | 0 | 0 | 0 | 0 | 0 | 0 | 1 |
| Nebraska (2/25) | 0-0 | 0-0 | 0-0 | 0-0 | 0 | 0 | 0 | 0 | 0 | 0 | 0 | 2 |
| vs. Iowa (3/9) | 0-0 | 0-0 | 0-0 | 0-0 | 0 | 0 | 0 | 1 | 0 | 0 | 0 | 1 |
| vs. LIU Brooklyn (3/16) | 0-0 | 0-0 | 0-0 | 0-0 | 0 | 0 | 0 | 0 | 0 | 0 | 0 | 1 |

2012-13 Game-By-Game Stats

| OPPONENT | FG | 3FG | FT | O-D | REB | PF | PTS | AST | TO | BLK | STL | MIN |
|----------------------------|-----|-----|-----|-----|-----|----|-----|-----|----|-----|-----|-----|
| Texas Southern (11/18) | 0-0 | 0-0 | 0-0 | 0-1 | 1 | 0 | 0 | 0 | 0 | 0 | 0 | 1 |
| Oakland (11/23) | 0-0 | 0-0 | 0-0 | 0-0 | 0 | 0 | 0 | 0 | 0 | 1 | 0 | 0+ |
| Nicholls State (12/1) | 0-0 | 0-0 | 0-0 | 0-1 | 1 | 1 | 0 | 0 | 0 | 0 | 0 | 1 |
| Arkansas-Pine Bluff (12/5) | 0-1 | 0-1 | 0-0 | 0-0 | 0 | 0 | 0 | 1 | 0 | 0 | 0 | 1 |
| Tuskegee (12/15) | 0-0 | 0-0 | 0-0 | 0-0 | 0 | 0 | 0 | 0 | 0 | 0 | 0 | 1 |
| Purdue (1/5) | 0-0 | 0-0 | 0-0 | 0-0 | 0 | 0 | 0 | 0 | 0 | 0 | 0 | 1 |
| at Purdue (2/9) | 0-0 | 0-0 | 0-0 | 0-0 | 0 | 0 | 0 | 0 | 0 | 0 | 0 | 0+ |
| Wisconsin (3/7) | 0-1 | 0-1 | 0-0 | 0-0 | 0 | 0 | 0 | 0 | 0 | 0 | 0 | 1 |
| vs. Valparaiso (3/21) | 0-0 | 0-0 | 0-0 | 0-0 | 0 | 0 | 0 | 0 | 0 | 0 | 0 | 0+ |
| vs. Memphis (3/23) | 0-0 | 0-0 | 0-0 | 0-0 | 0 | 0 | 0 | 0 | 0 | 0 | 0 | 1 |

2013-14 Game-by-Game Stats

| OPPONENT | FG | 3FG | FT | O-D | REB | PF | PTS | AST | TO | BLK | STL | MIN |
|---------------------------|-----|-----|-----|-----|-----|----|-----|-----|----|-----|-----|-----|
| McNeese State (11/8) | 0-0 | 0-0 | 0-0 | 0-0 | 0 | 0 | 0 | 0 | 0 | 0 | 0 | 1 |
| vs. Virginia Tech (11/22) | 0-0 | 0-0 | 0-0 | 0-0 | 0 | 0 | 0 | 1 | 0 | 0 | 0 | 1 |
| Mount St. Mary's (11/29) | 2-3 | 0-0 | 0-0 | 0-0 | 0 | 0 | 4 | 0 | 0 | 0 | 0 | 3 |
| North Florida (12/17) | 0-1 | 0-0 | 0-0 | 2-0 | 2 | 1 | 0 | 0 | 0 | 0 | 0 | 2 |
| New Orleans (12/28) | 0-1 | 0-1 | 0-0 | 0-0 | 0 | 0 | 0 | 0 | 0 | 0 | 0 | 2 |
| Penn State (2/6) | 1-1 | 1-1 | 0-0 | 0-0 | 0 | 1 | 3 | 0 | 0 | 0 | 0 | 4 |
| Northwestern (2/13) | 1-2 | 0-0 | 0-0 | 1-0 | 1 | 0 | 2 | 0 | 0 | 0 | 0 | 2 |
| at Purdue (2/20) | 0-0 | 0-0 | 0-0 | 0-0 | 0 | 1 | 0 | 0 | 0 | 0 | 0 | 2 |
| Iowa (3/6) | 0-0 | 0-0 | 0-0 | 0-0 | 0 | 0 | 0 | 0 | 0 | 0 | 0 | 1 |
| vs. Northwestern | 0-0 | 0-0 | 0-0 | 0-0 | 0 | 0 | 0 | 0 | 0 | 0 | 0 | 1 |
| vs. Michigan (3/16) | 0-0 | 0-0 | 0-0 | 0-1 | 1 | 0 | 0 | 0 | 0 | 0 | 0 | 1 |
| vs. Delaware (3/20) | 0-1 | 0-1 | 0-0 | 0-0 | 0 | 0 | 0 | 0 | 0 | 0 | 0 | 1 |

COLBY WOLLENMAN

2011-12 Game-By-Game Stats

| OPPONENT | FG | 3FG | FT | O-D | REB | PF | PTS | AST | TO | BLK | STL | MIN |
|----------------------------|-----|-----|-----|-----|-----|----|-----|-----|----|-----|-----|-----|
| Nebraska Omaha (12/4) | 0-0 | 0-0 | 0-0 | 0-0 | 0 | 0 | 0 | 0 | 2 | 0 | 0 | 1 |
| Central Conn. State (12/7) | 1-1 | 0-0 | 0-0 | 0-0 | 0 | 0 | 2 | 0 | 0 | 0 | 0 | 0+ |
| UMKC (12/19) | 0-0 | 0-0 | 0-0 | 0-0 | 0 | 0 | 0 | 0 | 0 | 0 | 0 | 2 |
| Iowa (1/10) | 0-0 | 0-0 | 0-0 | 0-0 | 0 | 1 | 0 | 0 | 0 | 0 | 0 | 2 |
| Purdue (1/21) | 0-0 | 0-0 | 0-0 | 0-0 | 0 | 0 | 0 | 0 | 0 | 0 | 0 | 1 |
| Minnesota (1/25) | 0-0 | 0-0 | 0-0 | 0-0 | 0 | 0 | 0 | 0 | 0 | 0 | 0 | 0+ |
| Wisconsin (2/16) | 0-0 | 0-0 | 0-0 | 0-0 | 0 | 0 | 0 | 0 | 0 | 0 | 0 | 1 |
| Nebraska (2/25) | 0-1 | 0-0 | 0-0 | 0-1 | 1 | 0 | 0 | 0 | 0 | 0 | 0 | 2 |
| vs. Iowa (3/9) | 0-0 | 0-0 | 0-0 | 0-0 | 0 | 0 | 0 | 0 | 0 | 0 | 0 | 1 |

2013-14 Game-by-Game Stats

| OPPONENT | FG | 3FG | FT | O-D | REB | PF | PTS | AST | TO | BLK | STL | MIN |
|---------------------------|-----|-----|-----|-----|-----|----|-----|-----|----|-----|-----|-----|
| McNeese State (11/8) | 0-0 | 0-0 | 0-0 | 0-0 | 0 | 0 | 0 | 0 | 0 | 0 | 0 | 1 |
| vs. Virginia Tech (11/22) | 0-0 | 0-0 | 0-0 | 0-0 | 0 | 0 | 0 | 0 | 0 | 0 | 0 | 1 |
| Mount St. Mary's (11/29) | 0-1 | 0-0 | 0-0 | 0-1 | 1 | 0 | 0 | 0 | 0 | 0 | 0 | 4 |
| North Florida (12/17) | 0-0 | 0-0 | 1-2 | 0-0 | 0 | 1 | 1 | 0 | 0 | 0 | 0 | 3 |
| New Orleans (12/28) | 1-1 | 0-0 | 0-1 | 0-0 | 0 | 0 | 2 | 0 | 0 | 0 | 0 | 4 |
| Penn State (2/6) | 0-0 | 0-0 | 0-0 | 0-0 | 0 | 1 | 0 | 0 | 0 | 0 | 0 | 4 |
| Northwestern (2/13) | 0-0 | 0-0 | 0-0 | 0-0 | 1 | 0 | 0 | 0 | 0 | 0 | 0 | 2 |
| at Purdue (2/20) | 0-0 | 0-0 | 0-0 | 0-0 | 0 | 1 | 0 | 0 | 0 | 0 | 0 | 2 |
| Iowa (3/6) | 0-0 | 0-0 | 0-0 | 0-0 | 0 | 0 | 0 | 0 | 0 | 0 | 0 | 1 |
| vs. Northwestern (3/14) | 0-0 | 0-0 | 0-0 | 0-0 | 0 | 0 | 0 | 0 | 0 | 0 | 0 | 1 |
| vs. Michigan (3/16) | 0-0 | 0-0 | 0-0 | 0-0 | 0 | 0 | 0 | 0 | 0 | 0 | 0 | 1 |
| vs. Delaware (3/20) | 0-0 | 0-0 | 2-2 | 0-0 | 0 | 0 | 2 | 0 | 0 | 0 | 0 | 1 |





SEASON IN REVIEW

NATION'S BEST SIX FINAL FOUR APPEARANCES IN 16 YEARS



2013-14 RESULTS

SPARTANS

| DATE | OPPONENT | MSU-OPP | SITE | ATTEND. |
|----------|-----------------------|----------|----------------------|---------|
| Nov. 8 | MCNEESE STATE | 98-56 | EAST LANSING | 14,797 |
| Nov. 12 | + vs. #1 Kentucky | 78-74 | Chicago, Ill. | 22,711 |
| Nov. 15 | & COLUMBIA | 62-53 | EAST LANSING | 14,797 |
| Nov. 18 | & PORTLAND | 82-67 | EAST LANSING | 14,797 |
| Nov. 22 | & vs. Virginia Tech | 96-77 | Brooklyn, N.Y. | 6,115 |
| Nov. 23 | & vs. Oklahoma | 87-76 | Brooklyn, N.Y. | 6,098 |
| Nov. 29 | MOUNT ST. MARY'S | 98-65 | EAST LANSING | 14,797 |
| Dec. 4 | % NORTH CAROLINA | 65-79 | EAST LANSING | 14,797 |
| Dec. 14 | vs. Oakland | 67-63 | Auburn Hills, Mich. | 13,873 |
| Dec. 17 | NORTH FLORIDA | 78-48 | EAST LANSING | 14,797 |
| Dec. 21 | at Texas | 92-78 | Austin, Texas | 15,832 |
| Dec. 28 | NEW ORLEANS | 101-48 | EAST LANSING | 14,797 |
| Dec. 31 | at Penn State | 79-63 | University Park, Pa. | 7,397 |
| Jan. 4 | at Indiana | 73-56 | Bloomington, Ind. | 17,472 |
| Jan. 7 | #3 OHIO STATE | 72-68 OT | EAST LANSING | 14,797 |
| Jan. 11 | MINNESOTA | 87-75 OT | EAST LANSING | 14,797 |
| Jan. 15 | at Northwestern | 54-40 | Evanston, Ill. | 8,117 |
| Jan. 18 | at Illinois | 78-62 | Champaign, Ill. | 16,618 |
| Jan. 21 | INDIANA | 71-66 | EAST LANSING | 14,797 |
| Jan. 25 | #21 MICHIGAN | 75-80 | EAST LANSING | 14,797 |
| Jan. 28 | at #15 Iowa | 71-69 OT | Iowa City, Iowa | 15,400 |
| Feb. 1 | vs. Georgetown | 60-64 | New York, N.Y. | 12,561 |
| Feb. 6 | PENN STATE | 82-67 | EAST LANSING | 14,797 |
| Feb. 9 | at Wisconsin | 58-60 | Madison, Wis. | 17,249 |
| Feb. 13 | NORTHWESTERN | 85-70 | EAST LANSING | 14,797 |
| Feb. 16 | NEBRASKA | 51-60 | EAST LANSING | 14,797 |
| Feb. 20 | at Purdue | 94-79 | West Lafayette, Ind. | 14,088 |
| Feb. 23 | at #20 Michigan | 70-79 | Ann Arbor, Mich. | 12,707 |
| March 1 | ILLINOIS | 46-53 | EAST LANSING | 14,797 |
| March 6 | #24 IOWA | 86-76 | EAST LANSING | 14,797 |
| March 9 | at Ohio State | 67-69 | Columbus, Ohio | 18,809 |
| March 14 | \$ vs. Northwestern | 67-51 | Indianapolis, Ind. | 18,596 |
| March 15 | \$ vs. #12 Wisconsin | 83-75 | Indianapolis, Ind. | 18,626 |
| March 16 | \$ vs. #1-8 Michigan | 69-55 | Indianapolis, Ind. | 18,582 |
| March 20 | ^ vs. Delaware | 93-78 | Spokane, Wash. | 10,862 |
| March 22 | ^ vs. Harvard | 80-73 | Spokane, Wash. | 11,623 |
| March 28 | ^ vs. #3 Virginia | 61-59 | New York, N.Y. | 19,314 |
| March 30 | ^ vs. #18 Connecticut | 54-60 | New York, N.Y. | 19,499 |

HOME GAMES IN BOLD CAPS


- + - Champions Classic
- & - Coaches Vs. Cancer Classic
- % - Big Ten/ACC Challenge
- \$ - Big Ten Tournament
- ^ - NCAA Tournament

2013-14 ATTENDANCE

HOME - 236,752 in 16 games - 14,797 avg.
ROAD - 143,689 in 10 games - 14,369 avg.
NEUTRAL - 178,460 in 12 games - 14,872 avg.
TOTAL - 558,901 in 38 games - 14,708 avg.

2013-14 NOTABLES

- * MSU's 29 wins tied the fourth-best total in school history.
- * MSU spent a school record three straight weeks at No. 1 (Nov. 18, Nov. 25, Dec. 2).
- * MSU established school single-season records for:
 - made 3-pointers (307)
 - assists (637)
 - blocked shots (174)
 - low turnovers (11.6 per game)
- * Adreian Payne finished his career as one of nine players in MSU history with 1,200 career points and 700 career rebounds.
- * Keith Appling finished his career in the all-time Top 10 at MSU in career starts, games played, free throws made and attempted, steals, assists, and 3-point attempts.



2013-14 BOX SCORES

01

#2/2 Michigan State 98
McNeese State 56
 Nov. 8, 2013 • East Lansing, Mich. • Breslin Center

| Michigan State | FG | 3FG | FT | O-D-R | PF | PTS | A | T | B | S | MIN |
|---------------------|--------------|--------------|------------|-----------------|-----------|-----------|-----------|-----------|----------|----------|------------|
| Adreian Payne, f | 5-9 | 0-1 | 0-0 | 2-8-10 | 1 | 10 | 2 | 0 | 0 | 0 | 23 |
| Matt Costello, f | 3-4 | 0-0 | 0-1 | 1-2-3 | 2 | 6 | 1 | 0 | 3 | 0 | 16 |
| Keith Appling, g | 4-8 | 1-3 | 2-2 | 0-6-6 | 1 | 11 | 4 | 2 | 0 | 0 | 23 |
| Gary Harris, g | 7-15 | 4-10 | 2-2 | 2-8-10 | 2 | 20 | 6 | 4 | 0 | 1 | 27 |
| Denzel Valentine, g | 5-9 | 2-3 | 0-0 | 1-4-5 | 1 | 12 | 3 | 1 | 0 | 0 | 22 |
| Russell Byrd | 0-3 | 0-3 | 0-0 | 0-0-0 | 2 | 0 | 0 | 1 | 0 | 0 | 9 |
| Alex Gauna | 2-3 | 0-0 | 0-0 | 1-4-5 | 1 | 4 | 0 | 0 | 0 | 0 | 12 |
| Alvin Ellis III | 3-6 | 0-0 | 0-0 | 1-1-2 | 1 | 6 | 1 | 1 | 0 | 1 | 7 |
| Trevor Bohnhoff | 1-1 | 0-0 | 0-0 | 1-0-1 | 0 | 2 | 0 | 0 | 0 | 0 | 1 |
| Keenan Wetzel | 0-0 | 0-0 | 0-0 | 0-0-0 | 0 | 0 | 0 | 0 | 0 | 0 | 1 |
| Travis Trice | 4-8 | 3-6 | 0-0 | 1-4-5 | 0 | 11 | 8 | 2 | 0 | 1 | 23 |
| Branden Dawson | 6-12 | 0-0 | 0-0 | 6-6-12 | 0 | 12 | 5 | 3 | 1 | 1 | 24 |
| Gavin Schilling | 2-3 | 0-0 | 0-0 | 0-5-5 | 1 | 4 | 2 | 1 | 0 | 0 | 10 |
| Dan Chapman | 0-0 | 0-0 | 0-0 | 0-0-0 | 0 | 0 | 0 | 0 | 0 | 0 | 1 |
| Colby Wollenman | 0-0 | 0-0 | 0-0 | 0-0-0 | 0 | 0 | 0 | 0 | 0 | 0 | 1 |
| Team | 2-0-2 | | | | | | | | | | |
| Totals | 42-81 | 10-26 | 4-5 | 18-48-66 | 12 | 98 | 32 | 15 | 4 | 4 | 200 |

| | | | |
|------------------|--------------------|--------------------|-------------|
| Total FG% | 1st: 20-38 (52.6%) | 2nd: 22-43 (51.2%) | Game: 51.9% |
| 3-Pt FG% | 1st: 8-16 (50.0%) | 2nd: 2-10 (20.0%) | Game: 38.5% |
| FThrow% | 1st: 4-5 (80.0%) | 2nd: 0-0 (0.0%) | Game: 80.0% |

| McNeese State | FG | 3FG | FT | O-D-R | PF | PTS | A | T | B | S | MIN |
|--------------------|--------------|-------------|-------------|----------------|----------|-----------|-----------|----------|----------|-----------|------------|
| Craig McFerrin, f | 2-8 | 0-0 | 1-1 | 1-5-6 | 1 | 5 | 0 | 0 | 0 | 0 | 25 |
| Adrian Fields, f | 2-9 | 2-7 | 0-0 | 1-2-3 | 1 | 6 | 0 | 1 | 0 | 2 | 31 |
| Keelan Garrett, g | 2-8 | 0-4 | 0-0 | 0-1-1 | 1 | 4 | 1 | 0 | 0 | 0 | 16 |
| Kevin Hardy, g | 2-11 | 0-0 | 1-2 | 2-4-6 | 0 | 5 | 3 | 1 | 1 | 0 | 33 |
| Ledrick Eackles, g | 4-15 | 3-10 | 0-0 | 2-3-5 | 2 | 11 | 1 | 3 | 1 | 3 | 34 |
| Shaun Johnson | 3-9 | 3-8 | 0-0 | 0-1-1 | 2 | 9 | 1 | 0 | 0 | 1 | 16 |
| Jamaya Burr | 4-7 | 1-3 | 2-3 | 1-1-2 | 0 | 11 | 1 | 1 | 0 | 2 | 18 |
| Marcus Mathieu | 0-0 | 0-0 | 0-0 | 0-0-0 | 0 | 0 | 0 | 1 | 0 | 0 | 0 |
| Jordan Wells | 0-1 | 0-0 | 0-0 | 0-0-0 | 0 | 0 | 0 | 0 | 0 | 0 | 3 |
| Brandon Regis | 0-3 | 0-2 | 2-2 | 0-0-0 | 0 | 2 | 1 | 0 | 0 | 2 | 9 |
| Austin Lewis | 0-1 | 0-0 | 0-2 | 0-0-0 | 0 | 0 | 0 | 0 | 0 | 0 | 5 |
| Pete Kpan | 1-1 | 0-0 | 1-1 | 0-1-1 | 2 | 3 | 2 | 1 | 1 | 0 | 10 |
| Team | 2-2-4 | | | | | | | | | | |
| Totals | 20-73 | 9-34 | 7-11 | 9-20-29 | 9 | 56 | 10 | 8 | 3 | 10 | 200 |

| | | | |
|------------------|--------------------|--------------------|-------------|
| Total FG% | 1st: 10-38 (26.3%) | 2nd: 10-35 (28.6%) | Game: 27.4% |
| 3-Pt FG% | 1st: 4-17 (23.5%) | 2nd: 5-17 (29.4%) | Game: 26.5% |
| FThrow% | 1st: 1-1 (100.0%) | 2nd: 6-10 (60.0%) | Game: 63.6% |

Officials: Lamont Simpson, Glenn Mayborg, Rob Kueneman
Attendance: 14,797 **Halftime Score:** MSU, 52-25

Key Moment: McNeese State took a 13-12 lead at the 14:25 mark. The Spartans scored the next 10 points and closed the half on a 40-12 run.

Notes: MSU improved to 91-24 all-time in openers, and 97-18 all-time in home openers, including 80-11 in season openers at home ... Tom Izzo improved to 19-0 in home openers ... It was the first game since Dec. 19, 2000 at Seton Hall that three Spartans recorded double-figure rebounds ... It was the first game since Dec. 15, 1988 that three players had a double-double in the same game ... MSU recorded its largest margin of victory in a season opener since Nov. 22, 1999. It was the seventh largest margin of victory all-time in a season-opener ... MSU's 32 assists tied the fourth most all-time in a single game ... MSU used 18 offensive rebounds to outscore McNeese State, 23-3, in second-chance points ... MSU's 66 rebounds were a Breslin Center record ... Gary Harris posted his first career double-double (20 points, 10 rebounds) ... Travis Trice dished out a career-high eight assists.



Gary Harris totaled 20 points and a career-high 10 rebounds in the season opener to record his first career double-double.



Gavin Schilling made his Spartan debut against McNeese State, totaling four points and five rebounds.



2013-14 BOX SCORES

SPARTANS

02

#2/2 Michigan State 78
 #1/1 Kentucky 74
 Nov. 12, 2013 • Chicago, Ill. • United Center

| Michigan State | FG | 3FG | FT | O-D-R | PF | PTS | A | TO | B | S | MIN |
|-------------------|--------------|-------------|--------------|-----------------|-----------|-----------|-----------|----------|----------|-----------|------------|
| Matt Costello, f | 1-4 | 0-0 | 0-1 | 2-1-3 | 4 | 2 | 0 | 0 | 0 | 0 | 12 |
| Gary Harris, f | 7-14 | 1-4 | 5-6 | 0-2-2 | 2 | 20 | 1 | 1 | 0 | 3 | 35 |
| Adreian Payne, f | 5-10 | 1-1 | 4-5 | 0-3-3 | 4 | 15 | 0 | 1 | 1 | 0 | 25 |
| Keith Appling, g | 8-14 | 2-4 | 4-4 | 1-7-8 | 3 | 22 | 8 | 3 | 0 | 4 | 34 |
| Branden Dawson, g | 4-9 | 0-0 | 0-0 | 3-6-9 | 3 | 8 | 2 | 1 | 0 | 4 | 34 |
| Alex Gauna | 2-2 | 0-0 | 0-1 | 1-0-1 | 4 | 4 | 0 | 0 | 1 | 0 | 13 |
| Travis Trice | 1-2 | 0-1 | 0-0 | 0-0-0 | 0 | 2 | 1 | 0 | 0 | 0 | 15 |
| Gavin Schilling | 0-0 | 0-0 | 0-0 | 0-1-1 | 3 | 0 | 0 | 0 | 0 | 0 | 7 |
| Denzel Valentine | 2-8 | 1-2 | 0-0 | 0-1-1 | 4 | 5 | 5 | 1 | 1 | 2 | 25 |
| Team | | | | 3-1-4 | | | | | | | |
| Totals | 30-63 | 5-12 | 13-17 | 10-22-32 | 27 | 78 | 17 | 7 | 3 | 13 | 200 |

| | | | |
|------------------|--------------------|--------------------|-------------|
| Total FG% | 1st: 18-31 (58.1%) | 2nd: 12-32 (37.5%) | Game: 47.6% |
| 3-Pt FG% | 1st: 3-6 (50.0%) | 2nd: 2-6 (33.3%) | Game: 41.7% |
| F Throw% | 1st: 5-5 (100.0%) | 2nd: 8-12 (66.7%) | Game: 76.5% |

| Kentucky | FG | 3FG | FT | O-D-R | PF | PTS | A | TO | B | S | MIN |
|--------------------|--------------|-------------|--------------|-----------------|-----------|-----------|----------|-----------|----------|----------|------------|
| James Young, f | 7-16 | 3-11 | 2-5 | 2-2-4 | 0 | 19 | 2 | 1 | 0 | 1 | 34 |
| W. Cauley-Stein, f | 2-4 | 0-0 | 1-3 | 3-4-7 | 2 | 5 | 0 | 1 | 2 | 0 | 27 |
| Julius Randle, f | 9-14 | 0-1 | 9-15 | 4-9-13 | 4 | 27 | 1 | 8 | 0 | 0 | 35 |
| Aaron Harrison, g | 1-7 | 0-5 | 1-2 | 0-1-1 | 2 | 3 | 2 | 2 | 1 | 0 | 18 |
| Andrew Harrison, g | 3-6 | 1-1 | 4-4 | 0-1-1 | 4 | 11 | 3 | 4 | 0 | 0 | 38 |
| Marcus Lee | 0-0 | 0-0 | 0-0 | 0-1-1 | 0 | 0 | 0 | 0 | 0 | 0 | 1 |
| Alex Poythress | 2-6 | 0-2 | 3-4 | 7-5-12 | 2 | 7 | 0 | 1 | 3 | 0 | 27 |
| Dominique Hawkins | 0-0 | 0-0 | 0-0 | 0-0-0 | 1 | 0 | 0 | 0 | 0 | 0 | 6 |
| Dakari Johnson | 1-2 | 0-0 | 0-3 | 2-3-5 | 4 | 2 | 0 | 0 | 0 | 0 | 14 |
| Team | | | | 0-0-0 | | | | | | | |
| Totals | 25-55 | 4-20 | 20-36 | 18-26-44 | 19 | 74 | 8 | 17 | 6 | 1 | 200 |

| | | | |
|------------------|--------------------|--------------------|-------------|
| Total FG% | 1st: 11-27 (40.7%) | 2nd: 14-28 (50.0%) | Game: 45.5% |
| 3-Pt FG% | 1st: 4-11 (36.4%) | 2nd: 0-9 (0.0%) | Game: 20.0% |
| F Throw% | 1st: 6-10 (60.0%) | 2nd: 14-26 (53.8%) | Game: 55.6% |

Officials: Ted Valentine, Mike Kitts, Pat Driscoll
Attendance: 22,711 **Halftime Score:** MSU, 44-32

Key Moment: MSU's 15-point lead had evaporated into a tie game at 66. That's when Denzel Valentine found Keith Appling open in the corner for a 3-pointer with 4:26 remaining. Gary Harris then stole the ball at midcourt and drove for a layup just eight seconds later pushing MSU's lead back to five points with 4:18 remaining.

Notes: MSU improved to 4-19 all-time against teams ranked No. 1 in the Associated Press Top 25 ... Tom Izzo recorded his third win over a No. 1 team - all since 2007 ... Michigan State improved to 2-1 in the Champions Classic ... Michigan State held a decisive 21-2 edge in fast break points ... MSU recorded 13 steals, compared to just 1 for Kentucky, posting an 18-9 edge in points off turnovers ... With Keith Appling scoring 22 points, he totaled 63 points in three Champions Classic games (21.0 ppg), the greatest career total in the event's history.



Keith Appling led MSU in points (22) and assists (8) in a 78-74 victory over No. 1 Kentucky.



Gary Harris' 20 points helped create a new No. 1 atop the polls.



2013-14 BOX SCORES

03

#2/2 Michigan State 62
 Columbia 53
 Nov. 15, 2013 • East Lansing, Mich. • Breslin Center

| Michigan State | FG | 3FG | FT | O-D-R | PF | PTS | A | T | B | S | MIN |
|-------------------|--------------|------------|--------------|----------------|-----------|-----------|-----------|-----------|----------|----------|------------|
| Adreian Payne, f | 9-15 | 0-0 | 8-10 | 1-10 | 11 | 3 | 26 | 0 | 2 | 3 | 33 |
| Matt Costello, f | 0-1 | 0-0 | 0-0 | 2-13 | 1 | 0 | 3 | 1 | 1 | 0 | 10 |
| Branden Dawson, f | 3-5 | 0-0 | 2-2 | 1-6-7 | 1 | 8 | 3 | 1 | 0 | 0 | 33 |
| Keith Appling, g | 1-3 | 0-1 | 1-4 | 0-1-1 | 2 | 3 | 6 | 2 | 0 | 0 | 35 |
| Gary Harris, g | 4-11 | 0-4 | 3-3 | 1-2-3 | 2 | 11 | 1 | 2 | 0 | 0 | 34 |
| Alex Gauna | 0-1 | 0-0 | 0-0 | 0-0-0 | 0 | 0 | 0 | 1 | 0 | 0 | 5 |
| Alvin Ellis III | 0-0 | 0-0 | 1-2 | 0-0-0 | 0 | 1 | 1 | 0 | 0 | 0 | 3 |
| Travis Trice | 0-2 | 0-1 | 3-4 | 0-0-0 | 1 | 3 | 2 | 0 | 0 | 2 | 20 |
| Gavin Schilling | 0-0 | 0-0 | 0-0 | 0-0-0 | 2 | 0 | 0 | 1 | 0 | 0 | 2 |
| Denzel Valentine | 3-6 | 0-1 | 4-5 | 0-2-2 | 2 | 10 | 0 | 1 | 0 | 1 | 25 |
| Team | | | | 0-0-0 | | | | | | | |
| Totals | 20-44 | 0-7 | 22-30 | 5-22-27 | 14 | 62 | 16 | 11 | 4 | 5 | 200 |

| | | | |
|------------------|-------------------|--------------------|-------------|
| Total FG% | 1st: 7-20 (35.0%) | 2nd: 13-24 (54.2%) | Game: 45.5% |
| 3-Pt FG% | 1st: 0-5 (0.0%) | 2nd: 0-2 (0.0%) | Game: 0.0% |
| FThrow% | 1st: 8-10 (80.0%) | 2nd: 14-20 (70.0%) | Game: 73.3% |

| Columbia | FG | 3FG | FT | O-D-R | PF | PTS | A | T | B | S | MIN |
|--------------------|--------------|-------------|-------------|----------------|-----------|-----------|-----------|-----------|----------|----------|------------|
| Luke Petrasek, f | 0-1 | 0-1 | 0-0 | 0-1-1 | 4 | 0 | 0 | 3 | 0 | 0 | 8 |
| Cory Osetkowski, c | 2-6 | 0-0 | 0-0 | 1-4-5 | 4 | 4 | 0 | 3 | 0 | 0 | 25 |
| Isaac Cohen, g | 3-5 | 0-0 | 4-7 | 1-8-9 | 2 | 10 | 3 | 1 | 0 | 1 | 40 |
| Grant Mullins, g | 0-2 | 0-2 | 0-0 | 1-1-2 | 2 | 0 | 2 | 2 | 1 | 0 | 22 |
| Maodo Lo, g | 4-11 | 4-5 | 0-0 | 1-3-4 | 5 | 12 | 0 | 2 | 1 | 0 | 31 |
| Jeff Coby | 0-1 | 0-1 | 0-0 | 2-0-2 | 3 | 0 | 1 | 0 | 0 | 0 | 8 |
| Zach EnWozoh | 3-5 | 0-0 | 0-0 | 1-1-2 | 4 | 6 | 1 | 3 | 0 | 0 | 11 |
| Alex Rosenberg | 4-10 | 0-2 | 2-2 | 0-0-0 | 2 | 10 | 2 | 1 | 0 | 1 | 27 |
| Kendall Jackson | 1-1 | 1-1 | 0-0 | 0-1-1 | 0 | 3 | 1 | 0 | 0 | 0 | 11 |
| Meiko Lyles | 2-4 | 2-4 | 2-2 | 0-4-4 | 1 | 8 | 0 | 0 | 0 | 1 | 17 |
| Luke McComber | 0-0 | 0-0 | 0-0 | 0-0-0 | 0 | 0 | 0 | 0 | 0 | 0 | 0+ |
| Team | | | | 0-1-1 | | | | | | | |
| Totals | 19-46 | 7-16 | 8-11 | 7-24-31 | 27 | 53 | 10 | 17 | 2 | 3 | 200 |

| | | | |
|------------------|--------------------|-------------------|-------------|
| Total FG% | 1st: 10-26 (38.5%) | 2nd: 9-20 (45.0%) | Game: 41.3% |
| 3-Pt FG% | 1st: 4-9 (44.4%) | 2nd: 3-7 (42.9%) | Game: 43.8% |
| FThrow% | 1st: 2-2 (100.0%) | 2nd: 6-9 (66.7%) | Game: 72.7% |

Officials: Bob Barker, Guy Pagano, Tim Attanisi

Attendance: 14,797

Halftime Score: COL, 26-22

Key Moment: MSU held a slim 54-53 lead with 4:27 remaining. Adreian Payne connected on 1-of-2 free throws to push the lead to two points. With the help of the Izzone, Columbia had shot clock violations on back-to-back possessions, and when Keith Appling found Payne on a lob with 1:14 left, MSU had a bit of a cushion at 57-53.

Notes: Adreian Payne scored a then-career-high 26 points, recording his 12th-career double-double by adding a team-high 11 rebounds ... MSU defeated Columbia in their first-ever meeting and improved to 18-4 against Ivy League opponents ... With three blocks, Adreian Payne tied Draymond Green for second place in MSU history with 117 ... Michigan State committed eight turnovers in the first half, but just three in the second half ... The Spartans did not make a 3-pointer for the first time since shooting 0-of-5 against Purdue on Feb. 12, 2008 ... Columbia did not score in the final 4:26 of the contest, recording three turnovers, while shooting 0-of-1 from the field and 0-of-3 from the foul line.

04

#1/1 Michigan State 82
 Portland 67
 Nov. 18, 2013 • East Lansing, Mich. • Breslin Center

| Michigan State | FG | 3FG | FT | O-D-R | PF | PTS | A | T | B | S | MIN |
|---------------------|--------------|--------------|--------------|-----------------|-----------|-----------|-----------|-----------|----------|----------|------------|
| Alex Gauna, f | 0-0 | 0-0 | 0-0 | 0-1-1 | 2 | 0 | 1 | 0 | 0 | 0 | 9 |
| Adreian Payne, f | 7-17 | 3-8 | 2-2 | 2-5-7 | 3 | 19 | 2 | 2 | 0 | 0 | 33 |
| Keith Appling, g | 7-13 | 5-5 | 6-6 | 0-1-1 | 1 | 25 | 7 | 1 | 1 | 1 | 38 |
| Gary Harris, g | 5-13 | 3-9 | 2-2 | 1-3-4 | 0 | 15 | 2 | 3 | 0 | 1 | 31 |
| Denzel Valentine, g | 1-5 | 0-2 | 0-0 | 1-3-4 | 1 | 2 | 4 | 1 | 0 | 0 | 17 |
| Alvin Ellis III | 0-1 | 0-0 | 1-2 | 1-1-2 | 0 | 1 | 1 | 0 | 0 | 1 | 5 |
| Matt Costello | 2-2 | 0-0 | 0-0 | 2-3-5 | 2 | 4 | 0 | 0 | 0 | 0 | 10 |
| Travis Trice | 3-9 | 2-6 | 0-1 | 0-1-1 | 2 | 8 | 2 | 2 | 1 | 2 | 22 |
| Branden Dawson | 4-7 | 0-0 | 0-0 | 5-5-10 | 4 | 8 | 2 | 1 | 0 | 2 | 30 |
| Kenny Kaminski | 0-0 | 0-0 | 0-0 | 0-0-0 | 0 | 0 | 0 | 0 | 0 | 0 | 2 |
| Gavin Schilling | 0-0 | 0-0 | 0-0 | 0-0-0 | 0 | 0 | 0 | 0 | 0 | 0 | 3 |
| Team | | | | 3-0-3 | | | | | | | |
| Totals | 29-67 | 13-30 | 11-13 | 15-23-38 | 15 | 82 | 21 | 10 | 2 | 7 | 200 |

| | | | |
|------------------|--------------------|--------------------|-------------|
| Total FG% | 1st: 13-37 (35.1%) | 2nd: 16-30 (53.3%) | Game: 43.3% |
| 3-Pt FG% | 1st: 7-18 (38.9%) | 2nd: 6-12 (50.0%) | Game: 43.3% |
| FThrow% | 1st: 3-4 (75.0%) | 2nd: 8-9 (88.9%) | Game: 84.6% |

| Portland | FG | 3FG | FT | O-D-R | PF | PTS | A | T | B | S | MIN |
|--------------------|--------------|-------------|--------------|-----------------|-----------|-----------|-----------|-----------|----------|----------|------------|
| Ryan Nicholas, f | 5-8 | 0-1 | 1-2 | 0-6-6 | 2 | 11 | 1 | 1 | 0 | 1 | 22 |
| T. Van Der Mars, c | 4-6 | 0-0 | 1-2 | 1-1-2 | 1 | 9 | 1 | 0 | 0 | 0 | 22 |
| Keven Bailey, g | 3-10 | 0-1 | 6-8 | 1-1-2 | 3 | 12 | 1 | 2 | 2 | 1 | 29 |
| Bryce Pressley, g | 3-10 | 1-3 | 0-0 | 2-3-5 | 0 | 7 | 4 | 2 | 0 | 1 | 31 |
| Alec Wintering, g | 1-5 | 0-1 | 3-4 | 1-1-2 | 4 | 5 | 2 | 4 | 0 | 0 | 19 |
| Tanner Riley | 0-0 | 0-0 | 0-0 | 0-0-0 | 0 | 0 | 0 | 0 | 0 | 0 | 3 |
| Bobby Sharp | 4-9 | 3-8 | 0-0 | 0-1-1 | 0 | 11 | 3 | 0 | 0 | 0 | 25 |
| Riley Barker | 0-0 | 0-0 | 0-0 | 0-3-3 | 0 | 0 | 0 | 2 | 0 | 1 | 16 |
| Korey Thieleke | 2-4 | 1-1 | 0-0 | 1-1-2 | 3 | 5 | 0 | 0 | 1 | 2 | 13 |
| Volodymyr Gerun | 1-3 | 0-0 | 5-6 | 1-6-7 | 1 | 7 | 1 | 2 | 0 | 1 | 20 |
| Team | | | | 3-1-4 | | | | | | | |
| Totals | 23-55 | 5-15 | 16-22 | 10-24-34 | 14 | 67 | 13 | 13 | 3 | 7 | 200 |

| | | | |
|------------------|--------------------|--------------------|-------------|
| Total FG% | 1st: 13-32 (40.6%) | 2nd: 10-23 (43.5%) | Game: 41.8% |
| 3-Pt FG% | 1st: 3-9 (33.3%) | 2nd: 2-6 (33.3%) | Game: 33.3% |
| FThrow% | 1st: 3-4 (75.0%) | 2nd: 13-18 (72.2%) | Game: 72.7% |

Officials: Jim Schipper, Jim Burr, Mike Kitts

Attendance: 14,797

Halftime Score: MSU, 36-32

Key Moment: Portland tied the score at 46 with 12:43 remaining. Travis Trice responded with a 3-pointer from the corner, and followed less than 20 seconds later with a steal and a transition layup pushing MSU's lead back up to five points. Less than three minutes later, MSU's lead was up to double figures as the Spartans pulled away late.

Notes: Keith Appling matched his then-career high with 25 points ... Appling was a perfect 5-of-5 from 3-point range and 6-of-6 from the foul line ... Michigan State made a season-high 13 3-point field goals, matching the fifth-best single-game effort in Spartan history ... For the third time in four games, Branden Dawson led MSU in rebounding with 10 boards ... MSU grabbed 15 offensive rebounds, resulting in a 24-9 edge in second-chance points.



2013-14 BOX SCORES

SPARTANS

05

#1/1 Michigan State 96
 Virginia Tech 77
 Nov. 22, 2013 • Brooklyn, N.Y. • Barclays Center

| Michigan State | FG | 3FG | FT | O-D-R | PF | PTS | A | T | B | S | MIN |
|-------------------|--------------|--------------|--------------|-----------------|-----------|-----------|-----------|----------|----------|-----------|------------|
| Adreian Payne, f | 10-15 | 4-6 | 5-5 | 2-8-10 | 2 | 29 | 3 | 0 | 3 | 1 | 30 |
| Matt Costello, f | 0-0 | 0-0 | 0-0 | 0-2-2 | 3 | 0 | 1 | 1 | 2 | 2 | 17 |
| Keith Appling, g | 5-9 | 3-4 | 0-1 | 0-1-1 | 2 | 13 | 7 | 0 | 0 | 3 | 31 |
| Gary Harris, g | 6-19 | 2-12 | 5-5 | 1-2-3 | 0 | 19 | 5 | 2 | 0 | 0 | 25 |
| Branden Dawson, g | 6-9 | 0-0 | 0-2 | 4-6-10 | 1 | 12 | 2 | 0 | 0 | 3 | 26 |
| Russell Byrd | 1-2 | 1-2 | 0-0 | 0-1-1 | 0 | 3 | 0 | 0 | 0 | 0 | 3 |
| Alex Gauna | 0-0 | 0-0 | 0-0 | 0-1-1 | 2 | 0 | 0 | 0 | 0 | 0 | 8 |
| Alvin Ellis III | 0-0 | 0-0 | 0-0 | 0-0-0 | 2 | 0 | 0 | 1 | 0 | 0 | 8 |
| Keenan Wetzel | 0-0 | 0-0 | 0-0 | 0-0-0 | 0 | 0 | 1 | 0 | 0 | 0 | 1 |
| Travis Trice | 3-7 | 2-5 | 0-0 | 1-2-3 | 0 | 8 | 3 | 0 | 0 | 2 | 23 |
| Kenny Kaminski | 1-3 | 1-3 | 0-0 | 0-0-0 | 1 | 3 | 0 | 0 | 0 | 0 | 3 |
| Gavin Schilling | 1-1 | 0-0 | 0-0 | 1-0-1 | 1 | 2 | 0 | 0 | 0 | 0 | 4 |
| Dan Chapman | 0-0 | 0-0 | 0-0 | 0-0-0 | 0 | 0 | 0 | 0 | 0 | 0 | 1 |
| Colby Wollenman | 0-0 | 0-0 | 0-0 | 0-0-0 | 0 | 0 | 0 | 0 | 0 | 0 | 1 |
| Denzel Valentine | 3-6 | 1-3 | 0-0 | 0-1-1 | 2 | 7 | 4 | 2 | 1 | 2 | 19 |
| Team | | | | 1-0-1 | | | | | | | |
| Totals | 36-71 | 14-35 | 10-13 | 10-24-34 | 16 | 96 | 26 | 6 | 6 | 13 | 200 |

| | | | |
|------------------|--------------------|--------------------|-------------|
| Total FG% | 1st: 18-36 (50.0%) | 2nd: 18-35 (51.4%) | Game: 50.0% |
| 3-Pt FG% | 1st: 5-14 (35.7%) | 2nd: 9-21 (42.9%) | Game: 40.0% |
| F Throw% | 1st: 5-6 (83.3%) | 2nd: 5-7 (71.4%) | Game: 76.9% |

| Virginia Tech | FG | 3FG | FT | O-D-R | PF | PTS | A | T | B | S | MIN |
|--------------------|--------------|--------------|--------------|-----------------|-----------|-----------|-----------|-----------|----------|----------|------------|
| Devin Wilson, f | 0-2 | 0-0 | 0-0 | 0-2-2 | 1 | 0 | 5 | 4 | 0 | 2 | 26 |
| Jarrell Eddie, f | 7-12 | 6-9 | 3-3 | 0-1-1 | 1 | 23 | 0 | 0 | 0 | 0 | 24 |
| Marshall Wood, f | 2-2 | 0-0 | 1-1 | 2-3-5 | 1 | 5 | 1 | 1 | 0 | 0 | 19 |
| Adam Smith, g | 9-19 | 4-9 | 5-5 | 0-6-6 | 1 | 27 | 5 | 3 | 0 | 1 | 28 |
| Cadarian Raines, g | 0-5 | 0-0 | 0-0 | 1-1-2 | 3 | 0 | 0 | 1 | 0 | 0 | 12 |
| Joey van Zegeren | 0-1 | 0-0 | 0-0 | 0-0-0 | 0 | 0 | 0 | 0 | 0 | 0 | 11 |
| Greg Donlon | 0-1 | 0-0 | 0-0 | 0-0-0 | 0 | 0 | 0 | 0 | 0 | 0 | 1 |
| Ben Emelogu | 2-6 | 1-4 | 0-0 | 0-2-2 | 3 | 5 | 1 | 3 | 0 | 0 | 19 |
| Christian Beyer | 1-2 | 1-2 | 0-0 | 1-1-2 | 0 | 3 | 0 | 0 | 0 | 0 | 11 |
| Will Johnston | 1-3 | 1-3 | 1-2 | 1-2-3 | 1 | 4 | 1 | 0 | 0 | 0 | 12 |
| Trevor Thompson | 1-3 | 0-0 | 0-0 | 1-1-2 | 3 | 2 | 0 | 4 | 0 | 1 | 16 |
| C.J. Barksdale | 2-5 | 0-0 | 4-4 | 3-4-7 | 2 | 8 | 0 | 0 | 1 | 0 | 21 |
| Team | | | | 3-4-7 | | | | | | | |
| Totals | 25-61 | 13-27 | 14-15 | 12-27-39 | 16 | 77 | 13 | 17 | 1 | 4 | 200 |

| | | | |
|------------------|--------------------|--------------------|-------------|
| Total FG% | 1st: 11-28 (39.3%) | 2nd: 14-33 (42.4%) | Game: 41.0% |
| 3-Pt FG% | 1st: 6-9 (66.7%) | 2nd: 7-18 (38.9%) | Game: 48.1% |
| F Throw% | 1st: 5-5 (100.0%) | 2nd: 9-10 (90.0%) | Game: 93.3% |

Officials: Brian O'Connell, Chris Beaver, Ray Perone
Attendance: 6,115 **Halftime Score:** MSU, 46-33

Key Moment: Leading 31-30 with five minutes left in the first half, MSU closed the stanza on a 15-3 run, as Adreian Payne scored 11 points and Gary Harris scored four.

Notes: Virginia Tech held a 28-27 lead with 7:09 left in the first half, but MSU closed the stanza on a 19-5 run, and opened the second half on a 23-6 spurt over the first 8:46. In total, it was a 42-11 spurt over a span of 15:55 ... Adreian Payne recorded a then-career-high 29 points, adding 10 rebounds for a double-double ... MSU attempted 35 3-point field goals, establishing a school single-game record, while the 14 made 3-point field goals rank as the third-best single-game total in school history ... MSU matched its season high with 13 steals ... Branden Dawson (12 points, 10 rebounds) joined Payne by recording a double-double ... MSU committed six turnovers, while Virginia Tech committed 17, leading to a 19-5 edge in points off turnovers for the Spartans ... MSU had a dominating 40-14 edge in points in the paint.



Adreian Payne dominated outside and inside during a 29-point effort against Virginia Tech.



Denzel Valentine and the Spartans shot 50 percent from the field against theokies.



2013-14 BOX SCORES



Keith Appling scored 20 of his career-high 27 points in the second half against Oklahoma to earn Coaches vs. Cancer MVP honors.



Branden Dawson made 8-of-10 shots en route to 18 points against Oklahoma.



MSU celebrated its first regular-season neutral-site tournament championship since 1998.

06

#1/1 Michigan State 87
Oklahoma 76
Nov. 23, 2013 • Brooklyn, N.Y. • Barclays Center

| Michigan State | FG | 3FG | FT | O-D-R | PF | PTS | A | T | B | S | MIN |
|-------------------|--------------|-------------|--------------|-----------------|-----------|-----------|-----------|-----------|----------|----------|------------|
| Adreian Payne, f | 1-6 | 0-1 | 2-4 | 1-6-7 | 4 | 4 | 2 | 3 | 2 | 1 | 25 |
| Matt Costello, f | 0-1 | 0-0 | 1-2 | 0-5-5 | 3 | 1 | 1 | 0 | 0 | 0 | 22 |
| Keith Appling, g | 8-12 | 1-4 | 10-14 | 0-2-2 | 3 | 27 | 2 | 2 | 0 | 0 | 29 |
| Gary Harris, g | 7-15 | 3-10 | 4-6 | 1-3-4 | 1 | 21 | 2 | 1 | 1 | 1 | 32 |
| Branden Dawson, g | 8-10 | 0-0 | 2-3 | 3-7-10 | 4 | 18 | 2 | 1 | 2 | 0 | 29 |
| Alex Gauna | 0-1 | 0-0 | 1-2 | 0-0-0 | 1 | 1 | 0 | 0 | 0 | 0 | 4 |
| Alvin Ellis III | 0-0 | 0-0 | 0-0 | 0-1-1 | 2 | 0 | 0 | 1 | 0 | 0 | 4 |
| Travis Trice | 1-5 | 1-3 | 3-4 | 1-1-2 | 2 | 6 | 0 | 3 | 0 | 2 | 20 |
| Gavin Schilling | 1-1 | 0-0 | 0-0 | 1-1-2 | 1 | 2 | 0 | 0 | 1 | 0 | 5 |
| Denzel Valentine | 3-7 | 1-1 | 0-1 | 1-5-6 | 2 | 7 | 5 | 2 | 0 | 0 | 30 |
| Team | | | | 2-0-2 | | | | | | | 1 |
| Totals | 29-58 | 6-19 | 23-36 | 10-31-41 | 23 | 87 | 14 | 14 | 6 | 4 | 200 |

| | | | |
|------------------|--------------------|--------------------|-------------|
| Total FG% | 1st: 15-31 (48.4%) | 2nd: 14-27 (51.9%) | Game: 50.0% |
| 3-Pt FG% | 1st: 6-14 (42.9%) | 2nd: 0-5 (0.0%) | Game: 31.6% |
| F Throw% | 1st: 9-13 (69.2%) | 2nd: 14-23 (60.9%) | Game: 63.9% |

| Oklahoma | FG | 3FG | FT | O-D-R | PF | PTS | A | T | B | S | MIN |
|-------------------|--------------|-------------|--------------|----------------|-----------|-----------|-----------|-----------|----------|----------|------------|
| Ryan Spangler, f | 3-5 | 0-1 | 0-0 | 0-4-4 | 5 | 6 | 2 | 0 | 1 | 1 | 29 |
| Jordan Woodard, g | 2-9 | 1-3 | 4-6 | 2-1-3 | 3 | 9 | 7 | 2 | 0 | 2 | 28 |
| Isaiah Cousins, g | 3-8 | 0-3 | 9-11 | 2-3-5 | 4 | 15 | 2 | 2 | 0 | 2 | 36 |
| Cameron Clark, g | 11-17 | 2-2 | 8-9 | 1-6-7 | 3 | 32 | 1 | 3 | 0 | 1 | 36 |
| Buddy Hield, g | 6-12 | 1-5 | 0-1 | 1-5-6 | 4 | 13 | 0 | 3 | 0 | 1 | 30 |
| Je'lon Hornbeak | 0-4 | 0-2 | 0-0 | 0-1-1 | 3 | 0 | 2 | 2 | 0 | 0 | 19 |
| Tyler Neal | 0-2 | 0-1 | 0-0 | 0-0-0 | 2 | 0 | 0 | 2 | 0 | 1 | 12 |
| D.J. Bennett | 0-1 | 0-0 | 1-3 | 0-2-2 | 1 | 1 | 0 | 0 | 1 | 0 | 10 |
| Team | | | | 2-2-4 | | | | | | | 1 |
| Totals | 25-58 | 4-17 | 22-30 | 8-24-32 | 26 | 76 | 14 | 14 | 2 | 8 | 200 |

| | | | |
|------------------|--------------------|--------------------|-------------|
| Total FG% | 1st: 13-28 (46.6%) | 2nd: 12-30 (40.0%) | Game: 43.1% |
| 3-Pt FG% | 1st: 3-10 (30.0%) | 2nd: 1-7 (14.3%) | Game: 23.5% |
| F Throw% | 1st: 2-3 (66.7%) | 2nd: 20-27 (74.1%) | Game: 73.3% |

Officials: Brian Dorsey, Mike Eades, Donnie Eppley
Attendance: 6,098 **Halftime Score:** MSU, 45-31

Key Moment: Keith Appling was on the bench in foul trouble as MSU saw its 18-point lead trimmed to four points with 12:16 remaining. Appling was reinserted and scored the game's next five points to push MSU's lead back to nine at 62-53.

Notes: Michigan State captured its first regular-season neutral-site tournament since capturing the Pearl Harbor Classic in December 1998 ... Keith Appling scored a career-high 27 points, including 20 in the second half, and 18 in the final 10:01. Appling also attempted a career-high 14 free throws ... Appling was named Coaches Vs. Cancer Tournament MVP, while Adreian Payne earned a spot on the All-Tournament Team ... Branden Dawson recorded his third double-double of the season, and his second in as many games ... Oklahoma made 10 of its first 12 shots in jumping to a 22-11 lead, but made just three of its next 16 as MSU closed the half on a 34-9 run over the final 10:38 ... The first half had a combined 16 free throws (MSU-13, OU-3) while the second half had 50 (MSU-23, OU-27).



2013-14 BOX SCORES

SPARTANS

07

#1/1 Michigan State 98
Mount St. Mary's 65
Nov. 29, 2013 • East Lansing, Mich. • Breslin Center

| Michigan State | FG | 3FG | FT | O-D-R | PF | PTS | A | T | B | S | MIN |
|---------------------|--------------|-------------|------------|----------------|----------|-----------|-----------|----------|----------|----------|------------|
| Alex Gauna, f | 2-3 | 0-0 | 0-1 | 0-1-1 | 0 | 4 | 1 | 0 | 0 | 0 | 13 |
| Matt Costello, f | 3-3 | 0-0 | 2-2 | 0-3-3 | 0 | 8 | 1 | 0 | 1 | 0 | 12 |
| Alvin Ellis III, g | 2-4 | 1-2 | 0-0 | 0-1-1 | 0 | 5 | 2 | 1 | 0 | 1 | 14 |
| Travis Trice, g | 6-8 | 3-4 | 0-0 | 0-1-1 | 0 | 15 | 6 | 1 | 0 | 2 | 21 |
| Denzel Valentine, g | 7-11 | 1-3 | 0-0 | 1-4-5 | 1 | 15 | 7 | 1 | 0 | 1 | 27 |
| Russell Byrd | 0-0 | 0-0 | 2-2 | 2-2-4 | 2 | 2 | 1 | 0 | 0 | 0 | 10 |
| Adreian Payne | 3-10 | 2-4 | 0-0 | 0-6-6 | 2 | 8 | 1 | 1 | 1 | 1 | 24 |
| Keith Appling | 8-11 | 0-2 | 1-2 | 0-2-2 | 3 | 17 | 5 | 2 | 1 | 0 | 28 |
| Trevor Bohnhoff | 0-0 | 0-0 | 0-0 | 0-0-0 | 1 | 0 | 0 | 0 | 0 | 0 | 2 |
| Keenan Wetzel | 2-3 | 0-0 | 0-0 | 0-0-0 | 0 | 4 | 0 | 0 | 0 | 0 | 3 |
| Branden Dawson | 3-3 | 0-0 | 0-0 | 0-10-10 | 0 | 6 | 2 | 3 | 0 | 0 | 20 |
| Kenny Kaminski | 3-4 | 2-3 | 0-0 | 0-0-0 | 0 | 8 | 0 | 0 | 0 | 1 | 8 |
| Gavin Schilling | 2-3 | 0-0 | 2-2 | 1-4-5 | 0 | 6 | 2 | 0 | 0 | 0 | 11 |
| Dan Chapman | 0-1 | 0-0 | 0-0 | 0-0-0 | 0 | 0 | 0 | 0 | 0 | 0 | 3 |
| Colby Wollenman | 0-1 | 0-0 | 0-0 | 0-1-1 | 0 | 0 | 0 | 0 | 0 | 0 | 4 |
| Team | | | | 1-0-1 | | | | | | | |
| Totals | 41-65 | 9-18 | 7-9 | 5-35-40 | 9 | 98 | 28 | 9 | 3 | 6 | 200 |

| | | | |
|------------------|--------------------|--------------------|-------------|
| Total FG% | 1st: 21-33 (63.6%) | 2nd: 20-32 (62.5%) | Game: 63.1% |
| 3-Pt FG% | 1st: 7-11 (63.6%) | 2nd: 2-7 (28.6%) | Game: 50.0% |
| F Throw% | 1st: 1-2 (50.0%) | 2nd: 6-7 (85.7%) | Game: 77.8% |

| Mount St. Mary's | FG | 3FG | FT | O-D-R | PF | PTS | A | T | B | S | MIN |
|--------------------|--------------|--------------|-------------|-----------------|-----------|-----------|-----------|-----------|----------|----------|------------|
| Taylor Danaher, c | 3-7 | 0-0 | 0-0 | 3-2-5 | 4 | 6 | 0 | 2 | 1 | 1 | 21 |
| Byron Ashe, g | 3-5 | 2-3 | 2-2 | 1-2-3 | 1 | 10 | 0 | 0 | 0 | 0 | 24 |
| Sam Prescott, g | 3-9 | 1-5 | 0-0 | 2-5-7 | 1 | 7 | 3 | 1 | 1 | 2 | 29 |
| Rashad Whnack, g | 3-12 | 1-6 | 3-4 | 1-5-6 | 1 | 10 | 1 | 1 | 0 | 2 | 30 |
| Julian Norfleet, g | 4-15 | 3-6 | 2-2 | 1-2-3 | 1 | 13 | 5 | 4 | 0 | 0 | 28 |
| Liam McManimon | 0-2 | 0-1 | 2-2 | 0-3-3 | 1 | 2 | 2 | 2 | 0 | 1 | 12 |
| Will Miller | 5-12 | 5-12 | 0-0 | 0-1-1 | 2 | 15 | 0 | 0 | 0 | 0 | 30 |
| Will Lyle | 1-2 | 0-0 | 0-0 | 2-0-2 | 2 | 2 | 0 | 0 | 1 | 0 | 4 |
| Gregory Graves | 0-2 | 0-1 | 0-0 | 0-0-0 | 0 | 0 | 0 | 0 | 1 | 0 | 13 |
| Maalik Howard | 0-0 | 0-0 | 0-0 | 0-0-0 | 0 | 0 | 0 | 0 | 0 | 0 | 3 |
| Aaron Brown | 0-1 | 0-0 | 0-0 | 0-0-0 | 1 | 0 | 0 | 0 | 0 | 0 | 6 |
| Team | | | | 0-1-1 | | | | | | | 1 |
| Totals | 22-67 | 12-34 | 9-10 | 10-21-31 | 14 | 65 | 11 | 11 | 4 | 6 | 200 |

| | | | |
|------------------|--------------------|-------------------|-------------|
| Total FG% | 1st: 13-35 (37.1%) | 2nd: 9-32 (28.1%) | Game: 32.8% |
| 3-Pt FG% | 1st: 8-21 (38.1%) | 2nd: 4-13 (30.8%) | Game: 35.3% |
| F Throw% | 1st: 4-4 (100.0%) | 2nd: 5-6 (83.3%) | Game: 90.0% |

Officials: Glenn "Buddy" Mayborg, Paul Szlec, Gerald Williams
Attendance: 14,797 **Halftime Score:** MSU, 50-38

Key Moment: MSU held a 41-36 lead with less than four minutes left in the first half. The Spartans then closed the stanza on a 9-2 run and opened the second half on a 10-0 spurt to break the game wide open.

Notes: Travis Trice and Alvin Ellis III made their first career starts ... Trice scored 15 points, marking the best output since scoring 20 points in December of his freshman season ... Michigan State scored a season-high 58 points in the paint ... Led by Keith Appling's 17 points, MSU held a 51-19 advantage in bench scoring ... Branden Dawson led the Spartans in rebounding for the sixth time in seven games ... Michigan State recorded 28 assists while committing just nine turnovers ... Michigan State shot a season-high 63.1 percent from the field.

08

#/25 North Carolina 79
#1/1 Michigan State 65
Dec. 4, 2013 • East Lansing, Mich. • Breslin Center

| Michigan State | FG | 3FG | FT | O-D-R | PF | PTS | A | T | B | S | MIN |
|-------------------|--------------|-------------|--------------|-----------------|-----------|-----------|-----------|-----------|----------|----------|------------|
| Alex Gauna, f | 0-0 | 0-0 | 0-0 | 1-0-1 | 2 | 0 | 0 | 1 | 1 | 0 | 1 |
| Adreian Payne, f | 6-10 | 2-4 | 2-4 | 1-7-8 | 0 | 16 | 0 | 2 | 1 | 0 | 30 |
| Branden Dawson, f | 1-2 | 0-0 | 0-0 | 1-2-3 | 0 | 2 | 2 | 2 | 0 | 1 | 17 |
| Keith Appling, g | 5-15 | 2-6 | 1-2 | 1-3-4 | 3 | 13 | 3 | 1 | 0 | 0 | 30 |
| Gary Harris, g | 5-15 | 3-9 | 4-4 | 2-3-5 | 3 | 17 | 2 | 3 | 0 | 0 | 31 |
| Alvin Ellis III | 0-0 | 0-0 | 0-0 | 0-0-0 | 1 | 0 | 0 | 0 | 0 | 0 | 1 |
| Matt Costello | 3-5 | 0-0 | 0-1 | 2-2-4 | 1 | 6 | 1 | 0 | 4 | 0 | 17 |
| Travis Trice | 1-6 | 0-2 | 2-2 | 0-2-2 | 4 | 4 | 2 | 1 | 0 | 5 | 22 |
| Kenny Kaminski | 1-5 | 0-1 | 3-5 | 2-2-4 | 2 | 5 | 0 | 1 | 0 | 0 | 16 |
| Gavin Schilling | 0-2 | 0-0 | 0-0 | 0-0-0 | 1 | 0 | 0 | 1 | 0 | 0 | 9 |
| Denzel Valentine | 1-4 | 0-2 | 0-0 | 2-3-5 | 2 | 2 | 2 | 2 | 1 | 1 | 26 |
| Team | | | | 1-1-2 | | | | | | | |
| Totals | 23-64 | 7-24 | 12-18 | 13-25-38 | 19 | 65 | 12 | 14 | 7 | 6 | 200 |

| | | | |
|------------------|--------------------|--------------------|-------------|
| Total FG% | 1st: 13-32 (40.6%) | 2nd: 10-32 (31.3%) | Game: 35.9% |
| 3-Pt FG% | 1st: 3-12 (25.0%) | 2nd: 4-12 (33.3%) | Game: 29.2% |
| F Throw% | 1st: 3-4 (75.0%) | 2nd: 9-14 (64.3%) | Game: 66.7% |

| North Carolina | FG | 3FG | FT | O-D-R | PF | PTS | A | T | B | S | MIN |
|-----------------|--------------|-------------|--------------|-----------------|-----------|-----------|-----------|-----------|----------|----------|------------|
| J.P. Tokoto, f | 6-10 | 0-0 | 0-0 | 5-5-10 | 3 | 12 | 2 | 4 | 1 | 0 | 23 |
| Joel James, f | 0-2 | 0-0 | 2-2 | 1-4-5 | 3 | 2 | 0 | 1 | 0 | 1 | 16 |
| J. M. McAdoo, f | 3-11 | 0-0 | 2-6 | 1-3-4 | 2 | 8 | 2 | 1 | 1 | 2 | 25 |
| Nate Britt, g | 3-8 | 0-2 | 7-8 | 0-6-6 | 3 | 13 | 3 | 2 | 0 | 1 | 28 |
| Marcus Paige, g | 4-14 | 2-9 | 3-5 | 0-5-5 | 2 | 13 | 5 | 1 | 0 | 2 | 35 |
| Kennedy Meeks | 6-8 | 0-0 | 3-4 | 2-5-7 | 1 | 15 | 1 | 0 | 1 | 0 | 18 |
| Luke Davis | 0-0 | 0-0 | 0-0 | 0-0-0 | 0 | 0 | 1 | 0 | 0 | 0 | 7 |
| Brice Johnson | 6-11 | 0-0 | 2-2 | 4-2-6 | 3 | 14 | 0 | 2 | 2 | 0 | 25 |
| Desmond Hubert | 1-1 | 0-0 | 0-0 | 1-0-1 | 1 | 2 | 0 | 1 | 0 | 0 | 6 |
| Jackson Simmons | 0-0 | 0-0 | 0-0 | 0-1-1 | 1 | 0 | 0 | 0 | 0 | 0 | 6 |
| Isaiah Hicks | 0-0 | 0-0 | 0-0 | 0-0-0 | 1 | 0 | 0 | 0 | 0 | 1 | 8 |
| James Manor | 0-0 | 0-0 | 0-0 | 0-0-0 | 0 | 0 | 0 | 0 | 0 | 0 | 3 |
| Team | | | | 2-2-4 | | | | | | | 1 |
| Totals | 29-65 | 2-11 | 19-27 | 16-33-49 | 20 | 79 | 14 | 13 | 5 | 7 | 200 |

| | | | |
|------------------|--------------------|--------------------|-------------|
| Total FG% | 1st: 14-36 (38.9%) | 2nd: 15-29 (51.7%) | Game: 44.6% |
| 3-Pt FG% | 1st: 0-4 (0.0%) | 2nd: 2-7 (28.6%) | Game: 18.2% |
| F Throw% | 1st: 4-4 (100.0%) | 2nd: 15-23 (65.2%) | Game: 70.4% |

Officials: Terry Wymer, Lamont Simpson, Pat Driscoll
Attendance: 14,797 **Halftime Score:** 32-32

Key Moment: Five straight points from Keith Appling tied the game at 49 with 12:11 remaining. But MSU could never take the lead as back-to-back baskets from UNC's Brice Johnson sparked a 16-3 game-deciding run.

Notes: For the first time all season, Michigan State was out-shot by its opponent, as the Spartans shot just .359 from the field and .292 from 3-point range ... North Carolina turned 14 MSU turnovers into 19 points, while the Spartans converted 13 Tar Heel turnovers into just seven points.



2013-14 BOX SCORES

| | | |
|---------------|--|----|
| <div>09</div> | #5/5 Michigan State..... | 67 |
| | Oakland..... | 63 |
| | Dec. 14, 2013 • Auburn Hills, Mich. • The Palace | |

| Michigan State | FG | 3FG | FT | O-D-R | PF | PTS | A | T | B | S | MIN |
|---------------------|--------------|-------------|--------------|--------------|-----------|-----------|-----------|-----------|-----------|----------|---------------|
| Brandon Dawson, f | 7-13 | 0-0 | 2-4 | 5-8 | 13 | 16 | 3 | 5 | 3 | 2 | 36 |
| Adreian Payne, f | 7-16 | 1-3 | 5-6 | 4-6 | 10 | 3 | 20 | 2 | 0 | 0 | 1 35 |
| Keith Appling, g | 6-10 | 3-4 | 6-7 | 1-3 | 4 | 21 | 4 | 6 | 1 | 2 | 37 |
| Travis Trice, g | 2-8 | 2-5 | 0-0 | 0-1 | 1 | 2 | 6 | 1 | 1 | 0 | 0 28 |
| Denzel Valentine, g | 0-7 | 0-4 | 0-0 | 2-4 | 6 | 1 | 0 | 4 | 1 | 0 | 4 31 |
| Russell Byrd | 0-0 | 0-0 | 0-1 | 0-1 | 1 | 1 | 0 | 0 | 0 | 0 | 0 2 |
| Alex Gauna | 0-0 | 0-0 | 0-0 | 0-2 | 2 | 1 | 0 | 0 | 1 | 0 | 0 9 |
| Alvin Ellis III | 2-3 | 0-0 | 0-1 | 0-0 | 0 | 2 | 4 | 0 | 3 | 1 | 2 19 |
| Gavin Schilling | 0-0 | 0-0 | 0-0 | 0-0 | 0 | 1 | 0 | 0 | 0 | 0 | 0 3 |
| Team | | | | 2-2 | | | | | | | |
| Totals | 24-57 | 6-16 | 13-19 | 14-27 | 41 | 14 | 67 | 14 | 17 | 5 | 11 200 |

| | | | |
|------------------|--------------------|--------------------|-------------|
| Total FG% | 1st: 11-29 (37.9%) | 2nd: 13-28 (46.4%) | Game: 42.1% |
| 3-Pt FG% | 1st: 2-9 (22.2%) | 2nd: 4-7 (57.1%) | Game: 37.5% |
| F Throw% | 1st: 6-11 (54.5%) | 2nd: 7-8 (87.5%) | Game: 68.4% |

| Oakland | FG | 3FG | FT | O-D-R | PF | PTS | A | T | B | S | MIN |
|------------------|--------------|-------------|-------------|-------------|-----------|-----------|-----------|-----------|-----------|----------|--------------|
| Tommie McCune, f | 0-3 | 0-1 | 0-0 | 0-1 | 1 | 2 | 0 | 2 | 0 | 0 | 0 9 |
| Corey Petros, c | 5-7 | 0-0 | 1-2 | 1-5 | 6 | 0 | 11 | 0 | 3 | 0 | 0 39 |
| Travis Bader, g | 5-20 | 4-14 | 4-4 | 0-4 | 4 | 2 | 18 | 3 | 2 | 0 | 0 40 |
| Duke Mondy, g | 10-17 | 3-5 | 1-1 | 1-5 | 6 | 4 | 24 | 3 | 3 | 0 | 7 40 |
| Kahlil Felder, g | 1-5 | 0-1 | 2-2 | 0-3 | 2 | 4 | 3 | 1 | 0 | 1 | 0 29 |
| Ralph Hill | 0-0 | 0-0 | 0-0 | 0-0 | 0 | 0 | 0 | 0 | 0 | 0 | 0 1 |
| Dante Williams | 2-4 | 1-3 | 1-1 | 4-1 | 5 | 3 | 6 | 1 | 0 | 0 | 0 28 |
| Mitch Baenziger | 0-4 | 0-3 | 0-0 | 1-0 | 1 | 3 | 0 | 0 | 0 | 0 | 0 11 |
| Lloyd Neely II | 0-0 | 0-0 | 0-0 | 1-0 | 1 | 1 | 0 | 0 | 1 | 0 | 0 3 |
| Team | | | | 1-4 | 5 | | | | | | 2 |
| Totals | 23-60 | 8-27 | 9-10 | 9-23 | 32 | 17 | 63 | 12 | 14 | 0 | 8 200 |

| | | | |
|------------------|--------------------|--------------------|-------------|
| Total FG% | 1st: 11-33 (33.3%) | 2nd: 12-27 (44.4%) | Game: 38.3% |
| 3-Pt FG% | 1st: 4-14 (28.6%) | 2nd: 4-13 (30.8%) | Game: 29.6% |
| F Throw% | 1st: 5-6 (83.3%) | 2nd: 4-4 (100.0%) | Game: 90.0% |

Officials: Glenn Mayborg, Lamont Simpson, Bill Ek
Attendance: 13,873 **Halftime Score:** 31-30, Oakland

Key Moment: With the game tied at 50, Keith Appling knocked down a 3-pointer with 7:21 remaining. On the defensive end, Appling stole the ball, and then found Brandon Dawson just before the shot clock expired to give MSU a five-point lead. After another MSU steal, Appling scored on a transition layup and was fouled, converting on a three-point play and pushing MSU's lead out to 58-50.

Notes: After totaling three points and four turnovers in the first half, Keith Appling bounced back with 18 points and just two turnovers in the second half ... Keith Appling had six points and two assists during a decisive 12-3 run midway through the second half ... MSU was without starters Gary Harris (ankle) and Matt Costello (mono) ... Brandon Dawson matched his career high with 13 rebounds ... After hitting 2-of-9 3-pointers in the first half, MSU hit 4-of-7 in the second ... 120 of the game's 130 points were scored by starters ... 14 offensive rebounds for MSU led to a 14-5 edge in second-chance points.

| | | |
|---------------|--|----|
| <div>10</div> | #5/5 Michigan State..... | 78 |
| | North Florida..... | 48 |
| | Dec. 17, 2013 • East Lansing, Mich. • Breslin Center | |

| Michigan State | FG | 3FG | FT | O-D-R | PF | PTS | A | T | B | S | MIN |
|---------------------|-------|------|-------|-------|----|-----|----|----|---|----|-----|
| Alex Gauna, f | 3-5 | 0-0 | 0-2 | 1-4 | 5 | 3 | 6 | 1 | 1 | 1 | 21 |
| Adreian Payne, f | 7-11 | 1-2 | 4-4 | 0-7 | 7 | 19 | 1 | 2 | 0 | 3 | 29 |
| Brandon Dawson, f | 3-4 | 0-0 | 6-8 | 1-7 | 8 | 1 | 12 | 3 | 1 | 0 | 28 |
| Keith Appling, g | 2-8 | 0-1 | 4-6 | 0-1 | 4 | 8 | 4 | 1 | 1 | 3 | 27 |
| Denzel Valentine, g | 4-9 | 1-4 | 2-2 | 1-5 | 6 | 1 | 11 | 4 | 4 | 0 | 29 |
| Russell Byrd | 4-6 | 2-4 | 0-1 | 0-1 | 3 | 10 | 0 | 1 | 1 | 0 | 17 |
| Alvin Ellis III | 1-2 | 0-1 | 2-5 | 0-0 | 0 | 1 | 4 | 2 | 0 | 0 | 1 |
| Trevor Bohnhoff | 0-0 | 0-0 | 0-2 | 1-0 | 1 | 0 | 0 | 0 | 0 | 0 | 2 |
| Keenana Wetzel | 0-1 | 0-0 | 0-0 | 2-0 | 2 | 1 | 0 | 0 | 0 | 0 | 2 |
| Gavin Schilling | 3-4 | 0-0 | 1-6 | 3-2 | 5 | 3 | 7 | 0 | 0 | 0 | 20 |
| Dan Chapman | 0-1 | 0-0 | 0-0 | 0-0 | 0 | 0 | 0 | 0 | 0 | 0 | 2 |
| Colby Wollenman | 0-0 | 0-0 | 1-2 | 0-0 | 0 | 1 | 1 | 0 | 0 | 0 | 3 |
| Team | | | | 1-4 | 5 | | | | | | |
| Totals | 27-51 | 4-12 | 20-38 | 10-31 | 41 | 78 | 15 | 10 | 3 | 10 | 200 |

| | | | |
|------------------|--------------------|--------------------|-------------|
| Total FG% | 1st: 17-24 (70.8%) | 2nd: 10-27 (37.0%) | Game: 52.9% |
| 3-Pt FG% | 1st: 4-7 (57.1%) | 2nd: 0-5 (0.0%) | Game: 33.3% |
| F Throw% | 1st: 12-19 (63.2%) | 2nd: 8-19 (42.1%) | Game: 52.6% |

| North Florida | FG | 3FG | FT | O-D-R | PF | PTS | A | T | B | S | MIN |
|--------------------|--------------|-------------|--------------|--------------|-----------|-----------|-----------|-----------|-----------|----------|--------------|
| Travis Wallace, f | 2-6 | 0-0 | 2-4 | 1-3 | 4 | 5 | 6 | 1 | 0 | 0 | 20 |
| Charles McRoy, f | 0-1 | 0-1 | 0-0 | 1-0 | 1 | 0 | 0 | 1 | 3 | 0 | 0 19 |
| Chris Davenport, f | 1-6 | 0-3 | 2-2 | 0-3 | 4 | 4 | 1 | 3 | 0 | 1 | 0 26 |
| Beau Beech, g | 0-6 | 0-5 | 2-2 | 0-1 | 1 | 2 | 2 | 1 | 1 | 0 | 0 17 |
| Dallas Moore, g | 0-6 | 0-3 | 0-1 | 1-2 | 3 | 2 | 0 | 2 | 2 | 0 | 0 19 |
| Jalen Nesbitt | 4-6 | 1-2 | 2-2 | 2-5 | 7 | 2 | 11 | 1 | 3 | 0 | 0 25 |
| Sean Brennan | 1-2 | 0-1 | 2-2 | 0-1 | 1 | 0 | 4 | 0 | 0 | 0 | 0 7 |
| Devin Wilson | 2-3 | 1-2 | 2-6 | 0-3 | 0 | 7 | 3 | 1 | 0 | 0 | 0 21 |
| Aaron Bodager | 1-4 | 1-3 | 0-0 | 0-0 | 4 | 3 | 1 | 0 | 0 | 0 | 0 11 |
| Demarcus Daniels | 3-8 | 1-5 | 0-0 | 2-2 | 4 | 7 | 0 | 1 | 2 | 2 | 0 19 |
| Romelo Banks | 2-6 | 0-0 | 0-0 | 1-1 | 2 | 5 | 4 | 0 | 0 | 0 | 0 2 16 |
| Team | | | | 4-1 | 5 | | | | | | 1 |
| Totals | 16-54 | 4-25 | 12-19 | 12-22 | 34 | 25 | 48 | 10 | 16 | 2 | 5 200 |

| | | | |
|------------------|-------------------|-------------------|-------------|
| Total FG% | 1st: 7-32 (21.9%) | 2nd: 9-22 (40.9%) | Game: 29.6% |
| 3-Pt FG% | 1st: 1-14 (7.1%) | 2nd: 3-11 (27.3%) | Game: 16.0% |
| F Throw% | 1st: 4-6 (66.7%) | 2nd: 8-13 (61.5%) | Game: 63.2% |

Officials: Ed Hightower, D.J. Carstensen, Lewis Garrison
Attendance: 14,797 **Halftime Score:** 50-19, MSU

Key Moment: MSU dominated from the start, out-scoring UNF, 21-4, in the first 7:10 of the contest.

Notes: Michigan State shot 70.8 percent from the floor in the first half, a season-best percentage by the Spartans in any half ... Alex Gauna (21 minutes) and Gavin Schilling (29 minutes) each recorded a career high for minutes ... Russell Byrd scored a career-best 10 points ... After averaging 15.5 turnovers in their previous two games, the Spartans committed just 10 ... Gavin Schilling scored a season-high seven points and matched his season high with five rebounds ... MSU held a dominating 42-22 edge in points in the paint ... UNF's 16.0 percent 3-point shooting was a season-low for a Spartan opponent ... MSU held UNF's starters to 12 points, including leading scorer Dallas Moore to 0 points on 0-of-6 shooting. Moore had scored 27 points vs. Indiana in his previous game.



2013-14 BOX SCORES

SPARTANS



#5/5 Michigan State 92
 Texas 78
 Dec. 21, 2013 • Austin, Texas • Frank Erwin Center

| Michigan State | FG | 3FG | FT | O-D-R | PF | PTS | A | TO | B | S | MIN |
|---------------------|--------------|-------------|--------------|-----------------|-----------|-----------|-----------|-----------|----------|----------|------------|
| Alex Gauna, f | 0-0 | 0-0 | 0-0 | 0-0-0 | 2 | 0 | 0 | 0 | 0 | 0 | 2 |
| Adreian Payne, f | 10-13 | 2-5 | 11-12 | 2-7-9 | 3 | 33 | 2 | 3 | 0 | 0 | 34 |
| Branden Dawson, f | 5-10 | 0-0 | 1-4 | 5-5-10 | 2 | 11 | 2 | 2 | 0 | 1 | 33 |
| Keith Appling, g | 2-11 | 0-6 | 0-0 | 1-3-4 | 5 | 4 | 2 | 2 | 1 | 0 | 28 |
| Denzel Valentine, g | 3-8 | 1-4 | 1-2 | 1-10-11 | 3 | 8 | 2 | 2 | 1 | 1 | 34 |
| Russell Byrd | 0-0 | 0-0 | 0-0 | 0-0-0 | 0 | 0 | 0 | 0 | 0 | 0 | 4 |
| Alvin Ellis III | 0-0 | 0-0 | 0-0 | 0-0-0 | 0 | 0 | 0 | 1 | 0 | 0 | 3 |
| Gary Harris | 4-8 | 1-3 | 10-11 | 0-1-1 | 4 | 19 | 5 | 2 | 1 | 1 | 29 |
| Travis Trice | 4-6 | 3-4 | 2-2 | 0-1-1 | 3 | 13 | 0 | 1 | 0 | 1 | 21 |
| Gavin Schilling | 1-2 | 0-0 | 2-2 | 2-3-5 | 3 | 4 | 1 | 0 | 0 | 0 | 12 |
| Team | | | | 0-2-2 | | | | | | | |
| Totals | 29-58 | 7-22 | 27-33 | 11-32-43 | 25 | 92 | 14 | 13 | 3 | 4 | 200 |

| | | | |
|------------------|--------------------|--------------------|-------------|
| Total FG% | 1st: 14-28 (50.0%) | 2nd: 15-30 (50.0%) | Game: 50.0% |
| 3-Pt FG% | 1st: 5-11 (45.5%) | 2nd: 2-11 (18.2%) | Game: 31.8% |
| F Throw% | 1st: 3-4 (75.0%) | 2nd: 24-29 (82.8%) | Game: 81.8% |

| Texas | FG | 3FG | FT | O-D-R | PF | PTS | A | TO | B | S | MIN |
|---------------------|--------------|-------------|--------------|-----------------|-----------|-----------|-----------|-----------|----------|----------|------------|
| Jonathan Holmes, f | 3-6 | 0-2 | 5-6 | 1-5-6 | 5 | 11 | 0 | 2 | 0 | 2 | 27 |
| Cameron Ridley, c | 5-10 | 0-0 | 7-10 | 3-6-9 | 2 | 17 | 0 | 1 | 0 | 1 | 31 |
| Kendal Yancy, c | 2-4 | 1-1 | 1-3 | 2-1-3 | 2 | 6 | 1 | 1 | 0 | 0 | 23 |
| Isaiah Taylor, g | 5-12 | 1-2 | 5-5 | 0-2-2 | 5 | 16 | 5 | 4 | 0 | 0 | 26 |
| Demarcus Holland, g | 2-8 | 1-3 | 4-5 | 1-2-3 | 4 | 9 | 1 | 0 | 0 | 0 | 32 |
| Javan Felix | 4-15 | 1-4 | 2-3 | 1-2-3 | 1 | 11 | 3 | 0 | 0 | 0 | 25 |
| Damarcus Croaker | 3-5 | 2-4 | 0-0 | 1-0-1 | 1 | 8 | 0 | 0 | 0 | 0 | 8 |
| Connor Lammert | 0-1 | 0-1 | 0-0 | 0-0-0 | 2 | 0 | 1 | 0 | 2 | 0 | 13 |
| Martez Walker | 0-0 | 0-0 | 0-0 | 0-0-0 | 1 | 0 | 0 | 1 | 0 | 1 | 6 |
| Prince Ibeh | 0-0 | 0-0 | 0-0 | 0-1-1 | 3 | 0 | 0 | 3 | 2 | 0 | 9 |
| Team | | | | 3-2-5 | | | | | | | |
| Totals | 24-61 | 6-17 | 24-32 | 12-21-33 | 26 | 78 | 11 | 12 | 4 | 4 | 200 |

| | | | |
|------------------|--------------------|--------------------|-------------|
| Total FG% | 1st: 12-34 (35.3%) | 2nd: 12-27 (44.4%) | Game: 39.3% |
| 3-Pt FG% | 1st: 3-12 (25.0%) | 2nd: 3-5 (60.0%) | Game: 35.3% |
| F Throw% | 1st: 11-13 (84.6%) | 2nd: 13-19 (68.4%) | Game: 75.0% |

Officials: Tom Eades, Terry Oglesby, Mike Sanzere
Attendance: 15,832 **Halftime Score:** 38-36, Texas

Key Moment: Four straight points from Jonathan Holmes had reclaimed the UT lead at 54-52 with 10:57 remaining. MSU answered with a 14-2 run over the next 3:31 to take a commanding 66-56 lead.

Notes: Adreian Payne scored a then-career-high 33 points, knocking down 10-of-13 field goals, including 8-of-8 from 2-point range. His 10 field goals matched a career high, while establishing then-career bests in free throws made (11) and attempted (12) ... Payne's 33 points were the most by a Spartan since Draymond Green scored 34 points in a win at Gonzaga on Dec. 10, 2011 ... After missing three of the previous four games with an ankle injury, Gary Harris returned to action, scoring 19 points and dishing out five assists in 29 minutes ... After being out-rebounded, 20-18, in the first half, MSU held a 25-13 advantage on the glass in the second half. The Spartans were out-scored 8-0 in second-chance points in the first half, but held an 8-4 edge in the second half ... MSU was the first Longhorn opponent to shoot 50 percent from the field ... Michigan State's 92 points were the most it had scored in a true road game since scoring 98 at Wisconsin-Green Bay on Dec. 21, 2005 ... MSU scored on 20 of its final 23 possessions.



Branden Dawson's alley-oop off the backboard from Denzel Valentine provided the signature moment of MSU's 92-78 win at Texas.



Adreian Payne scored 33 points at Texas, hitting 10-of-13 field goals, including 8-of-8 from 2-point range.



2013-14 BOX SCORES

| | |
|-----------|---|
| 12 | #5/5 Michigan State 101 |
| | New Orleans 48 |
| | Dec. 28, 2013 • East Lansing, Mich. • Breslin Center |

| Michigan State | FG | 3FG | FT | O-D-R | PF | PTS | A | T | B | S | M | IN |
|---------------------|--------------|--------------|--------------|-----------------|-----------|------------|-----------|-----------|----------|----------|------------|------------|
| Alex Gauna, f | 3-3 | 0-0 | 0-0 | 2-3-5 | 3 | 6 | 1 | 0 | 1 | 0 | 10 | 10 |
| Adreian Payne, f | 7-11 | 0-0 | 3-4 | 2-5-7 | 3 | 17 | 1 | 2 | 2 | 0 | 29 | 29 |
| Keith Appling, g | 7-10 | 4-4 | 9-12 | 1-4-5 | 1 | 27 | 8 | 1 | 0 | 1 | 30 | 30 |
| Gary Harris, g | 7-17 | 4-11 | 1-1 | 5-4-9 | 0 | 19 | 5 | 0 | 0 | 5 | 29 | 29 |
| Denzel Valentine, g | 4-9 | 2-4 | 0-0 | 3-10-13 | 1 | 10 | 6 | 2 | 0 | 1 | 28 | 28 |
| Russell Byrd | 0-3 | 0-1 | 0-2 | 1-3-4 | 1 | 0 | 0 | 0 | 2 | 1 | 17 | 17 |
| Alvin Ellis III | 1-3 | 1-1 | 0-0 | 1-2-3 | 0 | 3 | 0 | 0 | 0 | 0 | 11 | 11 |
| Trevor Bohnhoff | 0-0 | 0-0 | 2-2 | 1-0-1 | 0 | 2 | 0 | 0 | 0 | 0 | 2 | 2 |
| Keenan Wetzel | 0-1 | 0-1 | 0-0 | 0-0-0 | 0 | 0 | 0 | 0 | 0 | 0 | 2 | 2 |
| Travis Trice | 2-3 | 1-2 | 0-0 | 0-0-0 | 0 | 5 | 3 | 2 | 0 | 0 | 20 | 20 |
| Kenny Kaminski | 1-1 | 1-1 | 1-2 | 0-0-0 | 1 | 4 | 1 | 0 | 1 | 1 | 7 | 7 |
| Gavin Schilling | 2-2 | 0-0 | 0-0 | 1-0-1 | 5 | 4 | 0 | 3 | 0 | 0 | 9 | 9 |
| Dan Chapman | 1-2 | 0-0 | 0-0 | 1-1-2 | 0 | 2 | 0 | 0 | 0 | 0 | 2 | 2 |
| Colby Wollenman | 1-1 | 0-0 | 0-1 | 0-0-0 | 0 | 2 | 0 | 0 | 0 | 0 | 4 | 4 |
| Team | | | | 0-4-4 | | | | | | | 1 | 1 |
| Totals | 36-66 | 13-25 | 16-24 | 18-36-54 | 15 | 101 | 25 | 11 | 6 | 9 | 200 | 200 |

| | | | |
|------------------|--------------------|--------------------|-------------|
| Total FG% | 1st: 17-33 (51.5%) | 2nd: 19-33 (57.6%) | Game: 54.5% |
| 3-Pt FG% | 1st: 5-12 (41.7%) | 2nd: 8-13 (61.5%) | Game: 52.0% |
| F Throw% | 1st: 5-9 (55.6%) | 2nd: 11-15 (73.3%) | Game: 66.7% |

| New Orleans | FG | 3FG | FT | O-D-R | PF | PTS | A | T | B | S | M | IN |
|----------------------|--------------|-------------|-------------|-----------------|-----------|-----------|----------|-----------|----------|----------|------------|------------|
| Cory Dixon, f | 5-15 | 0-0 | 1-3 | 3-4-7 | 2 | 11 | 1 | 3 | 2 | 2 | 31 | 31 |
| Matt Deroenbecker, f | 6-13 | 4-9 | 0-2 | 1-2-3 | 4 | 16 | 0 | 0 | 0 | 1 | 21 | 21 |
| Tradani McPherson, g | 2-4 | 0-1 | 0-0 | 0-1-1 | 2 | 4 | 1 | 1 | 0 | 0 | 16 | 16 |
| Tevin Broyles, g | 1-3 | 1-2 | 0-0 | 0-1-1 | 1 | 3 | 1 | 2 | 0 | 0 | 21 | 21 |
| Isaac Mack, g | 3-9 | 1-6 | 0-0 | 0-2-2 | 0 | 7 | 3 | 3 | 0 | 1 | 30 | 30 |
| James Harrison | 0-2 | 0-2 | 0-0 | 0-0-0 | 0 | 0 | 0 | 0 | 0 | 0 | 6 | 6 |
| Nate Frye | 1-2 | 0-1 | 0-0 | 1-0-1 | 1 | 2 | 0 | 0 | 0 | 0 | 5 | 5 |
| Christavious Gill | 1-3 | 1-2 | 2-2 | 2-0-2 | 1 | 5 | 2 | 2 | 0 | 0 | 12 | 12 |
| John Reese | 0-1 | 0-1 | 0-0 | 0-0-0 | 0 | 0 | 0 | 0 | 0 | 0 | 2 | 2 |
| Terrance Syon | 0-3 | 0-0 | 0-3 | 4-0-4 | 4 | 0 | 1 | 2 | 0 | 0 | 12 | 12 |
| Kevin Hill | 0-4 | 0-0 | 0-0 | 2-3-5 | 2 | 0 | 0 | 0 | 0 | 0 | 15 | 15 |
| Evans Ganapamo | 0-1 | 0-1 | 0-0 | 0-2-2 | 1 | 0 | 0 | 1 | 0 | 0 | 3 | 3 |
| Micha Walker | 0-0 | 0-0 | 0-0 | 0-0-0 | 1 | 0 | 0 | 0 | 0 | 0 | 2 | 2 |
| Teris Bourgeois | 0-4 | 0-1 | 0-0 | 1-1-2 | 3 | 0 | 0 | 1 | 0 | 0 | 22 | 22 |
| Travis Avery | 0-0 | 0-0 | 0-0 | 0-0-0 | 1 | 0 | 0 | 0 | 0 | 0 | 2 | 2 |
| Team | | | | 0-1-1 | | | | | | | | |
| Totals | 19-64 | 7-26 | 3-10 | 14-17-31 | 23 | 48 | 9 | 15 | 2 | 4 | 200 | 200 |

| | | | |
|------------------|--------------------|-------------------|-------------|
| Total FG% | 1st: 11-35 (31.4%) | 2nd: 8-29 (27.6%) | Game: 29.7% |
| 3-Pt FG% | 1st: 5-13 (38.%) | 2nd: 2-13 (15.4%) | Game: 26.9% |
| F Throw% | 1st: 0-3 (0.0%) | 2nd: 3-7 (42.9%) | Game: 30.0% |

Officials: Bo Boroski, Tim Stewart, Johnny Wilkins
Attendance: 14,797 **Halftime Score:** 44-27, MSU

Key Moment: Trailing 10-9 eight minutes in, MSU went on a 12-0 run and never looked back.

Notes: Tom Izzo recorded his 450th win as MSU's coach ... MSU's 53-point margin of victory was its largest of the season, and its largest since a 58-point win (118-60) over Alcorn State on Dec. 13, 2008. It was also the fifth-largest margin of victory in Breslin Center history ... MSU had more offensive rebounds (18) than its opponent had defensive boards (17) ... MSU's +23 rebound margin was its second largest margin of the season ... Denzel Valentine recorded his second career double-double, and his first of the season with 10 points and a career-high 13 rebounds ... Keith Appling matched his career high with 27 points ... Gary Harris notched a career-best five steals ... MSU held a 29-6 edge in points off turnovers, and a 25-10 edge in second-chance points ... MSU's 57-point second half was its highest scoring half of the season ... MSU had two 12-0 runs in the first half and a 21-0 run in the second.

| | |
|-----------|---|
| 13 | #5/4 Michigan State 79 |
| | Penn State 63 |
| | Dec. 31, 2013 • University Park, Pa. • Bryce Jordan Center |

| Michigan State | FG | 3FG | FT | O-D-R | PF | PTS | A | T | B | S | M | IN |
|---------------------|--------------|--------------|--------------|-----------------|-----------|-----------|-----------|-----------|----------|----------|------------|------------|
| Adreian Payne, f | 2-5 | 0-0 | 1-1 | 3-7-10 | 3 | 5 | 3 | 2 | 0 | 0 | 25 | 25 |
| Brandon Dawson, f | 8-14 | 0-0 | 4-4 | 4-5-9 | 0 | 20 | 1 | 2 | 2 | 0 | 29 | 29 |
| Keith Appling, g | 6-15 | 2-5 | 0-2 | 1-5-6 | 2 | 14 | 3 | 1 | 3 | 0 | 31 | 31 |
| Gary Harris, g | 4-12 | 3-5 | 2-2 | 2-3-5 | 3 | 13 | 1 | 3 | 0 | 1 | 28 | 28 |
| Denzel Valentine, g | 3-7 | 1-3 | 2-2 | 0-2-2 | 2 | 9 | 6 | 1 | 0 | 2 | 30 | 30 |
| Alvin Ellis III | 0-0 | 0-0 | 0-0 | 0-0-0 | 0 | 0 | 0 | 2 | 0 | 0 | 3 | 3 |
| Matt Costello | 0-0 | 0-0 | 0-0 | 0-2-2 | 1 | 0 | 1 | 0 | 0 | 0 | 12 | 12 |
| Travis Trice | 4-7 | 2-3 | 2-2 | 0-1-1 | 0 | 12 | 0 | 0 | 0 | 1 | 28 | 28 |
| Kenny Kaminski | 2-5 | 2-4 | 0-0 | 1-1-2 | 2 | 6 | 1 | 0 | 0 | 1 | 9 | 9 |
| Gavin Schilling | 0-1 | 0-0 | 0-0 | 1-2-3 | 4 | 0 | 0 | 0 | 0 | 1 | 5 | 5 |
| Team | | | | 3-2-5 | | | | | | | 2 | 2 |
| Totals | 29-66 | 10-20 | 11-13 | 15-30-45 | 17 | 79 | 16 | 13 | 6 | 5 | 200 | 200 |

| | | | |
|------------------|--------------------|--------------------|-------------|
| Total FG% | 1st: 15-30 (50.0%) | 2nd: 14-36 (38.9%) | Game: 43.9% |
| 3-Pt FG% | 1st: 5-11 (45.5%) | 2nd: 5-9 (55.6%) | Game: 50.0% |
| F Throw% | 1st: 5-7 (71.4%) | 2nd: 6-6 (100.0%) | Game: 84.6% |

| Penn State | FG | 3FG | FT | O-D-R | PF | PTS | A | T | B | S | M | IN |
|-------------------|--------------|-------------|--------------|----------------|-----------|-----------|----------|-----------|----------|----------|------------|------------|
| Jack Donovan, f | 3-5 | 3-5 | 0-2 | 1-3-4 | 3 | 9 | 1 | 0 | 5 | 0 | 21 | 21 |
| Brandon Taylor, f | 5-11 | 2-4 | 6-6 | 1-3-4 | 0 | 18 | 0 | 2 | 0 | 0 | 31 | 31 |
| Ross Travis, f | 1-3 | 0-0 | 4-7 | 2-5-7 | 1 | 6 | 0 | 2 | 1 | 1 | 29 | 29 |
| D.J. Newbill, g | 6-12 | 3-6 | 2-3 | 0-2-2 | 4 | 17 | 2 | 1 | 1 | 1 | 39 | 39 |
| Tim Frazier, g | 3-12 | 1-2 | 0-0 | 0-4-4 | 4 | 7 | 5 | 4 | 0 | 3 | 34 | 34 |
| John Johnson | 1-3 | 0-2 | 0-0 | 0-0-0 | 2 | 2 | 0 | 3 | 0 | 0 | 20 | 20 |
| Allen Roberts | 0-4 | 0-2 | 0-2 | 0-0-0 | 0 | 0 | 0 | 0 | 0 | 0 | 8 | 8 |
| Geno Thorpe | 1-2 | 0-0 | 2-2 | 2-0-2 | 0 | 4 | 0 | 0 | 0 | 1 | 12 | 12 |
| Jordan Dickerson | 0-0 | 0-0 | 0-0 | 0-2-2 | 0 | 0 | 0 | 0 | 0 | 0 | 6 | 6 |
| Team | | | | 0-1-1 | | | | | | | | |
| Totals | 20-52 | 9-21 | 14-22 | 6-20-26 | 14 | 63 | 8 | 12 | 7 | 6 | 200 | 200 |

| | | | |
|------------------|---------------------|-------------------|-------------|
| Total FG% | 1st: 15-32 (46.9%) | 2nd: 5-20 (25.0%) | Game: 38.5% |
| 3-Pt FG% | 1st: 7-12 (58.3%) | 2nd: 2-9 (22.2%) | Game: 42.9% |
| F Throw% | 1st: 10-10 (100.0%) | 2nd: 4-12 (33.3%) | Game: 63.6% |

Officials: Lamont Simpson, Mike Sanzere, D.J. Carstensen
Attendance: 7,397 **Halftime Score:** 40-47, PSU

Key Moment: MSU trailed by seven points at the half, but opened the second stanza on a 10-0 run, with eight points from Gary Harris, capped by back-to-back 3-pointers. Moments later a 20-3 run cemented the win for MSU.

Notes: Michigan State played on New Year's Eve for the fourth straight season (3-1), and improved to 7-5 all-time on Dec. 31 ... Michigan State improved to 30-34 in Big Ten openers, including 12-7 under Tom Izzo ... Tom Izzo recorded his 210th-career Big Ten win, tying Branch McCracken for fifth place in conference history ... Brandon Dawson scored 20 points, becoming the fourth different Spartan to score 20 points in a game this season ... After out-rebounding Penn State by just one rebound in the first half (17-16), the Spartans had an incredible +18 advantage in the second half (28-10) ... Penn State shot 58.3 percent (7-12) from 3-point range in the first half, but connected on just 22.2 percent (2-9) in the second half ... Michigan State used its seventh different starting lineup in the last eight games ... After allowing 47 points in the first half, the MSU defense allowed just 16 second-half points, the fewest in any half for a Spartan opponent ... MSU managed to shoot just 38.9 percent in the second half, but did grab 11 second-half offensive rebounds leading to 10 second-chance points.



2013-14 BOX SCORES

SPARTANS

14

#5/4 Michigan State 73
Indiana 56
Jan. 4, 2014 • Bloomington, Ind. • Assembly Hall

| Michigan State | FG | 3FG | FT | O-D-R | PF | PTS | A | T | B | S | MIN |
|---------------------|-------|-------|------|----------|----|-----|----|----|---|----|-----|
| Adreian Payne, f | 2-6 | 0-3 | 0-0 | 1-4-5 | 4 | 4 | 2 | 2 | 0 | 0 | 25 |
| Brandon Dawson, f | 6-7 | 0-0 | 1-1 | 2-4-6 | 2 | 13 | 1 | 2 | 2 | 3 | 30 |
| Keith Appling, g | 6-10 | 2-4 | 0-0 | 0-1-1 | 3 | 14 | 1 | 0 | 0 | 0 | 26 |
| Gary Harris, g | 8-18 | 5-10 | 5-6 | 0-4-4 | 2 | 26 | 2 | 0 | 0 | 5 | 37 |
| Denzel Valentine, g | 2-6 | 1-2 | 0-0 | 1-5-6 | 3 | 5 | 4 | 1 | 1 | 1 | 29 |
| Russell Byrd | 0-1 | 0-1 | 0-0 | 0-1-1 | 1 | 0 | 0 | 0 | 0 | 0 | 4 |
| Alex Gauna | 0-0 | 0-0 | 0-0 | 1-0-1 | 1 | 0 | 0 | 1 | 0 | 0 | 2 |
| Alvin Ellis III | 0-0 | 0-0 | 0-0 | 0-0-0 | 0 | 0 | 0 | 1 | 0 | 0 | 1 |
| Matt Costello | 1-2 | 0-0 | 0-1 | 0-3-3 | 2 | 2 | 0 | 2 | 3 | 2 | 15 |
| Travis Trice | 2-6 | 1-3 | 1-3 | 0-0-0 | 2 | 6 | 4 | 2 | 0 | 1 | 18 |
| Kenny Kaminski | 1-2 | 1-1 | 0-0 | 1-1-2 | 1 | 3 | 0 | 0 | 1 | 0 | 11 |
| Gavin Schilling | 0-1 | 0-0 | 0-0 | 3-0-3 | 0 | 0 | 0 | 0 | 0 | 0 | 2 |
| Team | 1-1-2 | | | | | | | | | | |
| Totals | 28-59 | 10-24 | 7-11 | 10-24-34 | 21 | 73 | 14 | 11 | 9 | 12 | 200 |

| | | | |
|------------------|--------------------|--------------------|-------------|
| Total FG% | 1st: 13-33 (39.4%) | 2nd: 15-26 (57.7%) | Game: 47.5% |
| 3-Pt FG% | 1st: 5-12 (41.7%) | 2nd: 5-12 (41.7%) | Game: 41.7% |
| F Throw% | 1st: 2-2 (100%) | 2nd: 5-9 (55.6%) | Game: 63.6% |

| Indiana | FG | 3FG | FT | O-D-R | PF | PTS | A | T | B | S | MIN |
|---------------------|-------|------|-------|----------|----|-----|---|----|---|---|-----|
| Will Sheehy, f | 4-6 | 3-3 | 2-2 | 0-0-0 | 1 | 13 | 1 | 1 | 0 | 1 | 30 |
| Noah Vonleh, f | 2-4 | 0-0 | 1-2 | 1-8-9 | 3 | 5 | 0 | 2 | 1 | 0 | 25 |
| Troy Williams, f | 1-6 | 0-2 | 2-5 | 1-3-4 | 0 | 4 | 1 | 0 | 0 | 1 | 25 |
| Yogi Ferrell, g | 5-11 | 2-3 | 5-6 | 0-1-1 | 0 | 17 | 2 | 5 | 0 | 3 | 33 |
| Jeremy Hollowell, g | 1-5 | 0-2 | 2-2 | 2-2-4 | 2 | 4 | 2 | 2 | 0 | 0 | 22 |
| Jonny Marlin | 0-0 | 0-0 | 0-0 | 0-0-0 | 0 | 0 | 0 | 1 | 0 | 0 | 3 |
| Evan Gordon | 0-1 | 0-0 | 0-0 | 0-0-0 | 2 | 0 | 0 | 1 | 0 | 1 | 14 |
| H. Mosquera-Perea | 0-2 | 0-0 | 0-0 | 1-1-2 | 1 | 0 | 0 | 2 | 0 | 0 | 7 |
| Devin Davis | 1-3 | 0-0 | 0-1 | 2-4-6 | 0 | 2 | 0 | 0 | 0 | 0 | 13 |
| Stanford Robinson | 5-9 | 0-0 | 1-2 | 1-3-4 | 3 | 11 | 2 | 1 | 0 | 0 | 26 |
| Collin Hartman | 0-1 | 0-0 | 0-0 | 1-0-1 | 0 | 0 | 0 | 0 | 0 | 0 | 2 |
| Team | | | | 1-0-1 | | | | | | | |
| Totals | 19-48 | 5-10 | 13-20 | 10-22-32 | 12 | 56 | 8 | 15 | 1 | 6 | 200 |

| | | | |
|------------------|-------------------|--------------------|-------------|
| Total FG% | 1st: 9-25 (36.0%) | 2nd: 10-23 (43.5%) | Game: 39.6% |
| 3-Pt FG% | 1st: 2-5 (40.0%) | 2nd: 3-5 (60.0%) | Game: 50.0% |
| F Throw% | 1st: 4-8 (50.0%) | 2nd: 9-12 (75.0%) | Game: 65.0% |

Officials: Terry Wymer, Tom Eades, John Higgins
Attendance: 17,472 **Halftime Score:** 33-24, MSU

Key Moment: MSU led by a single point at 25-24 with less than three minutes left in the first half. A Brandon Dawson layup and back-to-back 3-pointers from Gary Harris pushed MSU's lead up to nine points at the half.

Notes: Gary Harris scored a then-career-high 26 points, while matching his career high with five steals ... Michigan State blocked nine shots, led by three from Matt Costello ... Indiana natives Gary Harris (26 points) and Brandon Dawson (13 points) combined for 39 points against the Hoosiers, including 28 of MSU's 34 first-half points ... Tom Izzo moved past former Indiana coach Branch McCracken to become the Big Ten's fifth-winningest coach with 211 victories ... MSU held a 22-12 edge in points off turnovers ... The 17-point margin was MSU's largest at Bloomington since an 18-point win (75-57) on Jan. 24, 1990 ... MSU opened Big Ten play with two road wins for the first time since 2008-09, and just the second time in school history ... MSU posted a 7-0 record in its first seven road/neutral games for the first time in school history ... The Spartan win snapped a three-game win streak in the series for the Hoosiers.

15

#5/t-4 Michigan State 72
#3/3 Ohio State 68 OT
Jan. 7, 2014 • East Lansing, Mich. • Breslin Center

| Michigan State | FG | 3FG | FT | O-D-R | PF | PTS | A | T | B | S | MIN |
|---------------------|--------------|--------------|-------------|----------------|-----------|-----------|-----------|-----------|----------|----------|------------|
| Matt Costello, f | 0-1 | 0-0 | 0-0 | 0-0-0 | 2 | 0 | 0 | 2 | 1 | 0 | 12 |
| Brandon Dawson, f | 2-4 | 0-0 | 0-0 | 1-3-4 | 2 | 4 | 0 | 0 | 1 | 2 | 34 |
| Keith Appling, g | 6-11 | 2-3 | 6-8 | 0-6-6 | 3 | 20 | 7 | 5 | 0 | 1 | 43 |
| Gary Harris, g | 5-10 | 2-3 | 1-2 | 2-3-5 | 1 | 13 | 3 | 2 | 1 | 3 | 42 |
| Denzel Valentine, g | 2-9 | 2-6 | 0-0 | 1-5-6 | 5 | 6 | 5 | 3 | 0 | 2 | 27 |
| Alex Gauna | 0-0 | 0-0 | 0-0 | 0-0-0 | 0 | 0 | 0 | 0 | 0 | 0 | 4 |
| Alvin Ellis III | 1-3 | 0-0 | 0-0 | 0-0-0 | 0 | 2 | 0 | 0 | 0 | 2 | 14 |
| Adreian Payne | 7-14 | 2-3 | 2-4 | 3-3-6 | 2 | 18 | 1 | 3 | 0 | 1 | 32 |
| Kenny Kaminski | 3-4 | 3-4 | 0-0 | 0-1-1 | 3 | 9 | 0 | 0 | 0 | 0 | 16 |
| Gavin Schilling | 0-1 | 0-0 | 0-0 | 0-0-0 | 0 | 0 | 0 | 0 | 0 | 0 | 1 |
| Team | | | | | | 2 | | | | | |
| Totals | 26-57 | 11-19 | 9-14 | 7-21-28 | 18 | 72 | 16 | 17 | 5 | 9 | 225 |

| | | | | |
|------------------|--------------------|--------------------|------------------|-------------|
| Total FG% | 1st: 11-29 (37.9%) | 2nd: 12-23 (52.2%) | OT: 3-5 (60.0%) | Game: 45.6% |
| 3-Pt FG% | 1st: 5-10 (50.0%) | 2nd: 3-6 (50.0%) | OT: 3-3 (100.0%) | Game: 57.3% |
| F Throw% | 1st: 1-2 (50.0%) | 2nd: 3-4 (75.0%) | OT: 5-8 (62.5%) | Game: 64.3% |

| Ohio State | FG | 3FG | FT | O-D-R | PF | PTS | A | T | B | S | MIN |
|-----------------------|--------------|-------------|--------------|-----------------|-----------|-----------|-----------|-----------|----------|----------|------------|
| LaQuinton Ross, f | 1-7 | 1-2 | 2-3 | 1-1-2 | 0 | 5 | 2 | 2 | 1 | 0 | 22 |
| Amir Williams, c | 3-3 | 0-0 | 2-4 | 4-7-11 | 3 | 8 | 1 | 3 | 0 | 3 | 35 |
| Shannon Scott, g | 4-8 | 1-2 | 0-0 | 1-5-6 | 4 | 9 | 4 | 6 | 0 | 3 | 34 |
| Aaron Craft, g | 3-8 | 0-2 | 3-3 | 0-2-2 | 4 | 9 | 6 | 4 | 0 | 1 | 45 |
| Lenzelle Smith Jr., g | 3-11 | 0-3 | 1-1 | 2-5-7 | 1 | 7 | 1 | 1 | 0 | 1 | 27 |
| Marc Loving | 2-8 | 1-5 | 5-6 | 0-1-1 | 1 | 10 | 0 | 1 | 1 | 1 | 23 |
| Sam Thompson | 7-10 | 1-3 | 3-5 | 2-6-8 | 1 | 18 | 0 | 1 | 0 | 2 | 28 |
| Amedeo Della Valle | 0-1 | 0-1 | 0-0 | 0-0-0 | 1 | 0 | 0 | 0 | 0 | 0 | 3 |
| Trey McDonald | 1-2 | 0-0 | 0-2 | 1-0-1 | 1 | 2 | 0 | 1 | 0 | 0 | 8 |
| Team | | | | 4-0-4 | | 2 | | | | | |
| Totals | 24-58 | 4-18 | 16-24 | 15-27-42 | 16 | 68 | 14 | 21 | 5 | 8 | 225 |

| | | | | |
|------------------|-------------------|--------------------|-----------------|-------------|
| Total FG% | 1st: 9-27 (33.3%) | 2nd: 13-26 (50.0%) | OT: 3-5 (40.0%) | Game: 41.4% |
| 3-Pt FG% | 1st: 2-9 (22.2%) | 2nd: 1-5 (20.0%) | OT: 1-4 (25.5%) | Game: 22.2% |
| F Throw% | 1st: 1-3 (33.3%) | 2nd: 10-14 (71.4%) | OT: 5-7 (71.4%) | Game: 66.7% |

Officials: Lamont Simpson, Pat Driscoll, Larry Sciorotto
Attendance: 14,797 **Halftime Score:** 21-28, MSU

Key Moment: OSU closed the second half on a 20-3 run to force overtime, and held a lead through the first two minutes of the extra stanza. Freshman Kenny Kaminski changed the momentum with a 3-pointer to give MSU the lead back at 62-60. Two minutes later, Keith Appling broke a 66-66 tie with a 3-pointer of his own.

Notes: MSU recorded its 12th straight victory in a Big Ten home opener, improving to 17-2 under Tom Izzo ... Keith Appling led the Spartans in points (20) and assists (7) and tied for the team lead in rebounds (6) ... It was the first-ever meeting between MSU and OSU with both teams ranked in the Associated Press Top Five ... MSU handed OSU its first loss of the season ... The Spartans were the first team to score 70 points in a game against OSU ... MSU tied its season high with 17 turnovers, but also forced 21 Buckeye turnovers, the most for any Spartan opponent, and a season high for OSU. OSU entered the game averaging just 10.3 turnovers per contest ... Adreian Payne did not start due to a foot sprain, scoring four points in nine first-half minutes, but scored 14 points after the half, playing 23 of a possible 25 minutes ... MSU committed six turnovers in the first 32:46 of the game, but had 10 in the final 7:14 of the second half, although just one in overtime.



2013-14 BOX SCORES



Despite playing on an injured foot, Adreian Payne scored 18 points against Ohio State, including 14 after halftime.



Matt Costello blocked three of Michigan State's season high 10 shots in an overtime victory over Minnesota.

16

#5/4 Michigan State 87
Minnesota 75 OT
Jan. 11, 2014 • East Lansing, Mich. • Breslin Center

| Michigan State | FG | 3FG | FT | O-D-R | PF | PTS | A | T | B | S | MIN |
|---------------------|--------------|-------------|--------------|-----------------|-----------|-----------|-----------|----------|-----------|-----------|------------|
| Matt Costello, f | 1-3 | 0-0 | 5-6 | 4-4-8 | 3 | 7 | 1 | 0 | 3 | 1 | 26 |
| Brandon Dawson, f | 3-6 | 0-0 | 0-0 | 3-7-10 | 0 | 6 | 0 | 0 | 1 | 1 | 25 |
| Keith Appling, g | 4-10 | 1-2 | 15-16 | 0-4-4 | 3 | 24 | 3 | 2 | 1 | 2 | 36 |
| Gary Harris, g | 5-16 | 1-8 | 8-11 | 2-2-4 | 4 | 19 | 3 | 2 | 0 | 2 | 35 |
| Denzel Valentine, g | 3-9 | 0-2 | 3-5 | 2-8-10 | 3 | 9 | 4 | 2 | 1 | 4 | 38 |
| Alex Gauna | 1-1 | 0-0 | 0-0 | 1-1-2 | 0 | 2 | 1 | 0 | 1 | 0 | 14 |
| Alvin Ellis III | 0-1 | 0-0 | 1-2 | 0-0-0 | 0 | 1 | 0 | 0 | 0 | 0 | 5 |
| Travis Trice | 2-6 | 0-2 | 0-0 | 0-2-2 | 1 | 4 | 2 | 0 | 2 | 0 | 19 |
| Kenny Kaminski | 5-7 | 5-7 | 0-0 | 0-1-1 | 2 | 15 | 1 | 0 | 1 | 0 | 23 |
| Gavin Schilling | 0-0 | 0-0 | 0-0 | 0-0-0 | 1 | 0 | 1 | 0 | 0 | 0 | 4 |
| Team | | | | 1-2-3 | | | | | | | |
| Totals | 24-59 | 7-21 | 32-40 | 13-31-44 | 17 | 87 | 16 | 7 | 10 | 10 | 225 |

Total FG% 1st: 14-30 (46.7%) 2nd: 8-26 (30.8%) OT: 2-3 (66.7%) Game: 40.7%
3-Pt FG% 1st: 6-11 (54.5%) 2nd: 1-9 (11.1%) OT: 0-1 (0.0%) Game: 33.3%

FThrow% 1st: 2-2 (100.0%) 2nd: 18-24 (75.0%) OT: 12-14 (85.7%) Game: 80.0%

| Minnesota | FG | 3FG | FT | O-D-R | PF | PTS | A | T | B | S | MIN |
|--------------------|--------------|--------------|--------------|----------------|-----------|-----------|-----------|-----------|----------|----------|------------|
| Oto Osenieks, f | 1-3 | 1-2 | 0-0 | 0-2-2 | 2 | 3 | 0 | 2 | 0 | 2 | 18 |
| Elliott Eliason, c | 1-3 | 0-0 | 5-6 | 2-9-11 | 5 | 7 | 2 | 0 | 4 | 0 | 35 |
| Andre Hollins, g | 7-14 | 2-6 | 8-8 | 1-4-5 | 3 | 24 | 3 | 3 | 0 | 0 | 43 |
| DeAndre Mathieu, g | 3-10 | 0-1 | 2-3 | 0-2-2 | 4 | 8 | 3 | 4 | 0 | 0 | 29 |
| Austin Hollins, g | 2-8 | 0-3 | 3-5 | 2-3-5 | 5 | 7 | 2 | 2 | 0 | 1 | 39 |
| Kendal Shell | 0-1 | 0-1 | 0-0 | 0-0-0 | 0 | 0 | 0 | 0 | 0 | 0 | 0 |
| Daquien McNeil | 0-0 | 0-0 | 1-2 | 0-0-0 | 0 | 1 | 1 | 0 | 0 | 0 | 3 |
| Maverick Ahanmisi | 0-0 | 0-0 | 0-0 | 0-0-0 | 1 | 0 | 0 | 0 | 0 | 0 | 1 |
| Maurice Walker | 1-2 | 0-0 | 0-0 | 0-1-1 | 2 | 2 | 0 | 0 | 0 | 1 | 8 |
| Joey King | 2-3 | 2-3 | 0-0 | 0-2-2 | 2 | 6 | 2 | 0 | 0 | 0 | 18 |
| Malik Smith | 6-13 | 5-10 | 0-0 | 0-2-2 | 2 | 17 | 0 | 1 | 0 | 0 | 31 |
| Team | | | | 1-1-2 | | | | | | | |
| Totals | 23-57 | 10-26 | 19-24 | 6-26-32 | 26 | 75 | 13 | 12 | 4 | 4 | 225 |

Total FG% 1st: 14-27 (51.9%) 2nd: 8-21 (38.1%) OT: 1-9 (11.1%) Game: 40.4%
3-Pt FG% 1st: 7-12 (58.3%) 2nd: 3-11 (27.3%) OT: 0-3 (0.0%) Game: 38.5%

FThrow% 1st: 6-10 (60.0%) 2nd: 11-12 (91.7%) OT: 2-2 (100.0%) Game: 79.2%

Officials: Jim Burr, Terry Oglesby, Steve McJunkins

Attendance: 14,797

Halftime Score: 41-36, MINN

Key Moment: Trailing 53-43 with 15:57 remaining, MSU went on a 15-0 run, holding Minnesota without a point for 7:51.

Notes: MSU's 15-1 record tied the best 16-game start under Tom Izzo ... MSU won in overtime in back-to-back games for the first time since Jan. 11 & 15, 2011 when the Spartans defeated Wisconsin and Northwestern at home ... MSU committed seven turnovers including just two after halftime ... The Spartans used a 15-0 run in the middle of the second half to erase Minnesota's largest lead of the game and take the lead, holding the Gophers without a point for 7:51 and 13:20 without a field goal ... MSU beat the Golden Gophers at home for the 15th straight time ... Keith Appling shot a career-best 15-of-16 from the free-throw line ... Only shooting from behind the arc, Kenny Kaminski shot 5-for-7 from 3-point range, hitting his first five, to total a then-career-high 15 points ... MSU blocked a season-high 10 shots ... Minnesota's only field goal in overtime came with 40 seconds remaining, as MSU held the Gophers to 1-of-9 in shooting in the extra period. In fact, Minnesota made just four field goals over the final 15 minutes of the second half and overtime combined.



2013-14 BOX SCORES

SPARTANS

17

#4/4 Michigan State 54
Northwestern 40
Jan. 15, 2014 • Evanston, Ill. • Welsh-Ryan Arena

| Michigan State | FG | 3FG | FT | O-D-R | PF | PTS | A | T | B | S | MIN |
|---------------------|--------------|-------------|--------------|-----------------|-----------|-----------|-----------|----------|----------|----------|------------|
| Matt Costello, f | 2-2 | 0-0 | 0-0 | 1-0-1 | 1 | 4 | 1 | 0 | 0 | 0 | 15 |
| Denzel Valentine, c | 0-5 | 0-2 | 1-2 | 1-6-7 | 2 | 1 | 2 | 1 | 0 | 0 | 31 |
| Keith Appling, g | 3-10 | 0-3 | 5-7 | 1-4-5 | 3 | 11 | 4 | 2 | 1 | 3 | 39 |
| Gary Harris, g | 5-13 | 0-6 | 4-5 | 2-4-6 | 2 | 14 | 2 | 2 | 1 | 4 | 35 |
| Travis Trice, g | 3-7 | 1-2 | 0-0 | 0-2-2 | 2 | 7 | 0 | 1 | 0 | 0 | 16 |
| Alex Gauna | 3-5 | 0-0 | 2-4 | 2-1-3 | 3 | 8 | 0 | 0 | 0 | 0 | 20 |
| Branden Dawson | 3-5 | 0-0 | 0-2 | 3-8-11 | 1 | 6 | 2 | 0 | 3 | 0 | 24 |
| Alvin Ellis III | 0-1 | 0-1 | 0-0 | 0-0-0 | 0 | 0 | 1 | 0 | 0 | 0 | 3 |
| Kenny Kaminski | 1-2 | 1-2 | 0-0 | 1-0-1 | 0 | 3 | 1 | 0 | 0 | 0 | 11 |
| Gavin Schilling | 0-2 | 0-0 | 0-0 | 1-0-1 | 2 | 0 | 0 | 0 | 0 | 0 | 6 |
| Team | | | | 2-0-2 | | | | 1 | | | |
| Totals | 20-52 | 2-16 | 12-20 | 14-25-39 | 16 | 54 | 13 | 7 | 5 | 7 | 200 |

| | | | |
|------------------|--------------------|--------------------|-------------|
| Total FG% | 1st: 12-27 (44.4%) | 2nd: 8-25 (32.0%) | Game: 38.5% |
| 3-Pt FG% | 1st: 1-11 (9.1%) | 2nd: 1-5 (20.0%) | Game: 12.5% |
| F Throw% | 1st: 1-3 (33.3%) | 2nd: 11-17 (64.7%) | Game: 60.0% |

| Northwestern | FG | 3FG | FT | O-D-R | PF | PTS | A | T | B | S | MIN |
|--------------------|--------------|-------------|-------------|-----------------|-----------|-----------|----------|-----------|----------|----------|------------|
| Drew Crawford, f | 1-8 | 0-4 | 4-5 | 2-3-5 | 3 | 6 | 0 | 4 | 1 | 0 | 39 |
| Kale Abrahamson, f | 1-3 | 1-2 | 1-2 | 0-1-1 | 1 | 4 | 1 | 0 | 1 | 0 | 20 |
| Sanjay Lumpkin, f | 1-3 | 1-2 | 0-0 | 3-3-6 | 4 | 3 | 2 | 2 | 0 | 0 | 26 |
| Alex Olah, c | 2-5 | 0-1 | 0-0 | 0-3-3 | 4 | 4 | 0 | 3 | 2 | 1 | 39 |
| JerShon Cobb, g | 3-12 | 2-8 | 0-0 | 0-7-7 | 3 | 8 | 2 | 1 | 0 | 0 | 40 |
| Tre Demps | 4-13 | 0-4 | 4-5 | 2-1-3 | 0 | 12 | 2 | 2 | 1 | 1 | 31 |
| Nathan Taphorn | 1-2 | 1-2 | 0-0 | 0-0-0 | 0 | 3 | 0 | 0 | 0 | 0 | 4 |
| Nikola Cerina | 0-0 | 0-0 | 0-0 | 0-0-0 | 0 | 0 | 0 | 0 | 0 | 0 | 1 |
| Team | | | | 4-6-10 | | | | | | | |
| Totals | 13-46 | 5-23 | 9-12 | 11-24-35 | 15 | 40 | 7 | 12 | 7 | 2 | 200 |

| | | | |
|------------------|-------------------|-------------------|-------------|
| Total FG% | 1st: 9-29 (31.0%) | 2nd: 4-17 (23.5%) | Game: 28.3% |
| 3-Pt FG% | 1st: 4-15 (26.7%) | 2nd: 1-8 (12.5%) | Game: 21.7% |
| F Throw% | 1st: 0-0 (0.0%) | 2nd: 9-12 (75.0%) | Game: 75.0% |

Officials: Mike Kitts, Larry Sciroto, Kelly Pfeifer
Attendance: 8,117 **Halftime Score:** 26-22, MSU

Key Moment: The game was tied at 20 late in the first half when Keith Appling stole the ball and turned it into a fastbreak layup. A couple minutes later he forced another turnover and scored again. MSU closed the first half on a 6-2 run over the final 3:17 and maintained the lead for the entire second half.

Notes: Michigan State shot 11-16 (.688) from two-point range in the first half, but just 1-11 (.091) from behind the arc ... MSU's defense allowed just five points and one field goal in the final 10 minutes, including no field goals after the 7:17 mark ... MSU was out-rebounded by three in the first half (17-20), but held a plus-seven advantage (22-15) in the second half ... Alex Gauna scored a season-high eight points, all coming in the second half, to match his career high ... Branden Dawson grabbed 11 rebounds, his highest total since grabbing 13 against Oakland on Dec. 14 ... Tom Izzo tied Lou Henson for fourth place in Big Ten history with 214 career wins ... MSU grabbed 14 offensive rebounds, resulting in a 12-2 advantage in second-chance points.

18

#4/4 Michigan State 78
Illinois 62
Jan. 18, 2014 • Champaign, Ill. • State Farm Center

| Michigan State | FG | 3FG | FT | O-D-R | PF | PTS | A | T | B | S | MIN |
|---------------------|--------------|-------------|--------------|----------------|-----------|-----------|-----------|-----------|----------|----------|------------|
| Matt Costello, f | 4-5 | 0-0 | 0-1 | 0-5-5 | 2 | 8 | 0 | 2 | 6 | 0 | 25 |
| Branden Dawson, f | 4-7 | 0-0 | 1-2 | 3-3-6 | 2 | 9 | 1 | 1 | 1 | 1 | 30 |
| Keith Appling, g | 5-12 | 1-3 | 4-6 | 1-4-5 | 1 | 15 | 4 | 3 | 0 | 1 | 35 |
| Gary Harris, g | 7-9 | 2-4 | 7-10 | 0-5-5 | 2 | 23 | 4 | 2 | 0 | 2 | 34 |
| Denzel Valentine, g | 6-9 | 2-3 | 1-2 | 2-9-11 | 3 | 15 | 4 | 1 | 0 | 0 | 34 |
| Alex Gauna | 1-1 | 0-0 | 0-0 | 0-0-0 | 2 | 2 | 0 | 1 | 0 | 0 | 6 |
| Alvin Ellis III | 0-1 | 0-0 | 0-0 | 0-1-1 | 0 | 0 | 1 | 0 | 0 | 1 | 8 |
| Travis Trice | 0-3 | 0-2 | 0-0 | 0-0-0 | 3 | 0 | 1 | 0 | 0 | 0 | 13 |
| Kenny Kaminski | 2-4 | 1-3 | 1-1 | 1-1-2 | 0 | 6 | 0 | 0 | 0 | 0 | 10 |
| Gavin Schilling | 0-1 | 0-0 | 0-0 | 1-1-2 | 1 | 0 | 0 | 2 | 0 | 0 | 5 |
| Team | | | | 1-0-1 | | | | 1 | | | |
| Totals | 29-52 | 6-15 | 14-22 | 9-29-38 | 16 | 78 | 15 | 13 | 7 | 5 | 200 |

| | | | |
|------------------|--------------------|--------------------|-------------|
| Total FG% | 1st: 14-28 (50.0%) | 2nd: 15-24 (62.5%) | Game: 55.8% |
| 3-Pt FG% | 1st: 2-6 (33.3%) | 2nd: 4-9 (44.4%) | Game: 40.0% |
| F Throw% | 1st: 5-8 (62.5%) | 2nd: 9-14 (64.3%) | Game: 63.6% |

| Illinois | FG | 3FG | FT | O-D-R | PF | PTS | A | T | B | S | MIN |
|--------------------|--------------|-------------|-------------|----------------|-----------|-----------|----------|----------|----------|----------|------------|
| Jon Ekey, f | 5-10 | 2-6 | 0-0 | 1-1-2 | 3 | 12 | 0 | 0 | 0 | 0 | 27 |
| Nnanna Egwu, c | 0-3 | 0-0 | 0-1 | 1-1-2 | 4 | 0 | 0 | 1 | 0 | 0 | 22 |
| Joseph Bertrand, g | 2-5 | 0-2 | 0-0 | 1-1-2 | 4 | 4 | 0 | 2 | 0 | 1 | 22 |
| Tracy Abrams, g | 3-11 | 1-3 | 8-8 | 0-3-3 | 3 | 15 | 3 | 1 | 0 | 1 | 31 |
| Rayvonte Rice, g | 5-15 | 2-7 | 0-0 | 2-3-5 | 1 | 12 | 2 | 1 | 0 | 0 | 33 |
| Jaylon Tate | 1-1 | 0-0 | 0-0 | 0-0-0 | 1 | 2 | 1 | 2 | 0 | 2 | 7 |
| Malcolm Hill | 3-5 | 1-2 | 1-1 | 0-2-2 | 0 | 8 | 0 | 0 | 0 | 1 | 13 |
| Maverick Morgan | 2-4 | 0-0 | 0-0 | 2-1-3 | 2 | 4 | 0 | 0 | 0 | 0 | 16 |
| Kendrick Nunn | 2-7 | 1-3 | 0-0 | 0-3-3 | 3 | 5 | 2 | 2 | 1 | 0 | 29 |
| Team | | | | 2-1-3 | | | | | | | |
| Totals | 23-61 | 7-23 | 9-10 | 9-16-25 | 21 | 62 | 8 | 9 | 1 | 5 | 200 |

| | | | |
|------------------|--------------------|--------------------|-------------|
| Total FG% | 1st: 10-30 (33.3%) | 2nd: 13-31 (41.9%) | Game: 37.7% |
| 3-Pt FG% | 1st: 4-13 (30.8%) | 2nd: 3-10 (30.0%) | Game: 30.4% |
| F Throw% | 1st: 1-2 (50.0%) | 2nd: 8-8 (100.0%) | Game: 90.0% |

Officials: Bo Boroski, Eric Curry, D.J. Carstensen
Attendance: 16,618 **Halftime Score:** 35-25, MSU

Key Moment: Leading 24-22, MSU closed the first half on an 11-3 run over the final 4:02, including six late points from Gary Harris, to take a 35-25 lead into the break.

Notes: Tom Izzo recorded his 215th Big Ten win, moving past Lou Henson for fourth place in conference history ... Matt Costello blocked a career-best six shots ... MSU held a dominating 38-20 advantage in points in the paint ... Denzel Valentine recorded his third career double-double, scoring 15 points and 11 rebounds, marking the most rebounds he'd ever tallied against a Big Ten opponent ... Gary Harris scored a game-high 23 points while attempting just nine field goals ... Michigan State recorded its first win in Champaign since 2009.



2013-14 BOX SCORES

19

#3/3 Michigan State 71
 Indiana 66
 Jan. 21, 2014 • East Lansing, Mich. • Breslin Center

| Michigan State | FG | 3FG | FT | O-D-R | PF | PTS | A | T | B | S | MIN |
|---------------------|--------------------|------|-------|--------------------|----|-----|-------------|----|---|----|-----|
| Matt Costello, f | 2-6 | 0-0 | 0-0 | 1-0-1 | 3 | 4 | 0 | 1 | 1 | 0 | 22 |
| Brandon Dawson, f | 5-7 | 0-0 | 3-6 | 5-4-9 | 1 | 13 | 1 | 1 | 1 | 0 | 29 |
| Keith Appling, g | 2-10 | 0-4 | 4-9 | 0-2-2 | 3 | 8 | 6 | 3 | 0 | 2 | 35 |
| Gary Harris, g | 8-13 | 4-6 | 4-4 | 0-2-2 | 2 | 24 | 1 | 2 | 1 | 5 | 31 |
| Denzel Valentine, g | 2-6 | 0-2 | 6-7 | 0-7-7 | 2 | 10 | 3 | 1 | 1 | 2 | 30 |
| Russell Byrd | 0-0 | 0-0 | 0-0 | 0-0-0 | 0 | 0 | 0 | 0 | 0 | 0 | 5 |
| Alex Gauna | 0-0 | 0-0 | 0-0 | 0-1-1 | 3 | 0 | 0 | 0 | 1 | 0 | 8 |
| Alvin Ellis III | 1-1 | 0-0 | 0-0 | 0-1-1 | 0 | 2 | 0 | 0 | 1 | 0 | 6 |
| Travis Trice | 3-6 | 2-4 | 2-2 | 0-0-0 | 4 | 10 | 3 | 2 | 0 | 1 | 16 |
| Kenny Kaminski | 0-2 | 0-2 | 0-0 | 1-1-2 | 3 | 0 | 0 | 2 | 0 | 2 | 13 |
| Gavin Schilling | 0-0 | 0-0 | 0-0 | 0-0-0 | 1 | 0 | 0 | 1 | 0 | 0 | 5 |
| Team | | | | 1-2-3 | | | | | 1 | | |
| Totals | 23-51 | 6-18 | 19-28 | 8-20-28 | 22 | 71 | 14 | 14 | 6 | 12 | 200 |
| Total FG% | 1st: 10-25 (40.0%) | | | 2nd: 13-26 (50.0%) | | | Game: 45.1% | | | | |
| 3-Pt FG% | 1st: 2-7 (28.6%) | | | 2nd: 4-11 (36.4%) | | | Game: 33.3% | | | | |
| F Throw% | 1st: 5-9 (55.6%) | | | 2nd: 14-19 (73.7%) | | | Game: 67.9% | | | | |

| Indiana | FG | 3FG | FT | O-D-R | PF | PTS | A | T | B | S | MIN |
|-----------------------|--------------------|------|-------|--------------------|----|-----|-------------|----|---|---|-----|
| Noah Vonleh, f | 6-8 | 1-1 | 0-1 | 2-11-13 | 1 | 13 | 1 | 3 | 1 | 1 | 33 |
| Troy Williams, f | 3-7 | 0-1 | 3-3 | 2-4-6 | 2 | 9 | 2 | 0 | 1 | 0 | 19 |
| Austin Etherington, f | 1-2 | 1-1 | 0-0 | 0-3-3 | 5 | 3 | 0 | 4 | 0 | 2 | 19 |
| Yogi Ferrell, g | 4-13 | 2-6 | 9-10 | 1-0-1 | 3 | 19 | 3 | 3 | 0 | 1 | 36 |
| S. Robinson, g | 4-10 | 0-1 | 1-2 | 0-3-3 | 4 | 9 | 2 | 1 | 0 | 1 | 27 |
| Jonny Marlin | 0-0 | 0-0 | 0-0 | 0-0-0 | 0 | 0 | 0 | 0 | 0 | 0 | 0+ |
| Evan Gordon | 0-0 | 0-0 | 2-2 | 0-0-0 | 2 | 2 | 0 | 1 | 0 | 1 | 15 |
| H. Mosquera-Perea | 0-1 | 0-0 | 0-0 | 0-0-0 | 1 | 0 | 0 | 1 | 0 | 1 | 5 |
| Devin Davis | 0-1 | 0-0 | 1-2 | 0-0-0 | 1 | 1 | 0 | 2 | 1 | 1 | 10 |
| Jeff Howard | 0-1 | 0-0 | 2-2 | 1-0-1 | 3 | 2 | 1 | 0 | 0 | 0 | 19 |
| Collin Hartman | 0-0 | 0-0 | 0-0 | 0-0-0 | 0 | 0 | 0 | 0 | 0 | 0 | 2 |
| Jeremy Hollowell | 2-3 | 0-0 | 4-4 | 1-1-2 | 1 | 8 | 0 | 2 | 0 | 1 | 15 |
| Team | | | | 2-2-4 | | | | 1 | | | |
| Totals | 20-46 | 4-10 | 22-26 | 9-24-33 | 23 | 66 | 9 | 18 | 3 | 9 | 200 |
| Total FG% | 1st: 8-20 (40.0%) | | | 2nd: 12-26 (46.2%) | | | Game: 43.5% | | | | |
| 3-Pt FG% | 1st: 2-6 (33.3%) | | | 2nd: 2-4 (50.0%) | | | Game: 40.0% | | | | |
| F Throw% | 1st: 10-13 (76.9%) | | | 2nd: 12-13 (92.3%) | | | Game: 84.6% | | | | |

Officials: Ted Valentine, John Higgins, Terry Oglesby
Attendance: 14,797 **Halftime Score:** 28-27, IND

Key Moment: Trailing 46-41 midway through the second half, Gary Harris scored five straight points to spark a 21-6 game-deciding run, leaving the Spartans with a 62-52 lead with 4:29 remaining.

Notes: The game featured 15 lead changes and 13 ties ... Gary Harris scored 20 of his game-high 24 points in the second half ... Harris, a native of Fishers, Indiana, averaged 22.5 points in four career games against Indiana ... Harris matched his career best with five steals ... MSU outscored Indiana, 22-8, in fast break points ... MSU improved to 7-0 in Big Ten play for just the third time in school history ... MSU improved to 6-0 when trailing at the half ... MSU held Indiana without a field goal for a 7:11 stretch late in the second half.



The Hoosier defense threw everything they had at Gary Harris, but the Indiana native still scored 24 points, hitting 4-of-6 3-pointers.



Travis Trice came off the bench to score 10 points against Indiana.



2013-14 BOX SCORES

SPARTANS

20

#21/t-25 Michigan 80
 #3/3 Michigan State 75
 Jan. 25, 2014 • East Lansing, Mich. • Breslin Center

| Michigan State | FG | 3FG | FT | O-D-R | PF | PTS | A | TO | B | S | MIN |
|---------------------|--------------|-------------|--------------|-----------------|-----------|-----------|-----------|----------|----------|----------|------------|
| Matt Costello, f | 3-6 | 0-0 | 3-4 | 3-5-8 | 0 | 9 | 0 | 1 | 0 | 1 | 28 |
| Keith Appling, g | 3-11 | 0-2 | 4-6 | 1-2-3 | 4 | 10 | 10 | 1 | 2 | 2 | 37 |
| Gary Harris, g | 9-16 | 4-6 | 5-9 | 2-3-5 | 0 | 27 | 2 | 1 | 0 | 3 | 38 |
| Kenny Kaminski, g | 1-4 | 0-2 | 0-0 | 0-0-0 | 1 | 2 | 0 | 0 | 0 | 1 | 14 |
| Denzel Valentine, g | 1-5 | 0-2 | 0-0 | 2-2-4 | 5 | 2 | 3 | 1 | 0 | 0 | 30 |
| Russell Byrd | 1-3 | 0-2 | 0-0 | 0-1-1 | 1 | 2 | 0 | 0 | 1 | 0 | 13 |
| Alex Gauna | 2-5 | 0-0 | 0-0 | 1-1-2 | 0 | 4 | 0 | 0 | 0 | 0 | 4 |
| Alvin Ellis III | 4-4 | 2-2 | 2-2 | 0-1-1 | 4 | 12 | 1 | 0 | 0 | 0 | 11 |
| Travis Trice | 1-1 | 1-1 | 0-0 | 0-1-1 | 5 | 3 | 1 | 0 | 0 | 1 | 18 |
| Gavin Schilling | 1-1 | 0-0 | 2-2 | 1-2-3 | 1 | 4 | 1 | 1 | 2 | 0 | 7 |
| Dan Chapman | 0-0 | 0-0 | 0-0 | 0-0-0 | 1 | 0 | 0 | 0 | 0 | 0 | 0+ |
| Team | | | | 0-1-1 | | | | | | | |
| Totals | 26-56 | 7-17 | 16-23 | 10-19-29 | 22 | 75 | 18 | 5 | 5 | 8 | 200 |

| | | | |
|------------------|--------------------|--------------------|-------------|
| Total FG% | 1st: 13-25 (52.0%) | 2nd: 13-31 (41.9%) | Game: 46.4% |
| 3-Pt FG% | 1st: 2-5 (40.0%) | 2nd: 5-12 (41.7%) | Game: 41.2% |
| F Throw% | 1st: 8-11 (72.7%) | 2nd: 8-12 (66.7%) | Game: 69.6% |

| Michigan | FG | 3FG | FT | O-D-R | PF | PTS | A | TO | B | S | MIN |
|-----------------------|--------------|--------------|--------------|-----------------|-----------|-----------|-----------|-----------|----------|----------|------------|
| Glenn Robinson III, f | 2-8 | 0-2 | 5-6 | 0-1-1 | 2 | 9 | 1 | 3 | 0 | 0 | 26 |
| Jordan Morgan, f | 1-2 | 0-0 | 2-2 | 4-1-5 | 5 | 4 | 0 | 0 | 0 | 0 | 15 |
| Derrick Walton Jr, g | 4-7 | 2-2 | 9-10 | 1-5-6 | 2 | 19 | 4 | 1 | 0 | 0 | 30 |
| Nik Stauskas, g | 7-12 | 5-6 | 0-0 | 0-2-2 | 2 | 19 | 4 | 1 | 0 | 1 | 38 |
| Caris LeVert, g | 4-10 | 3-5 | 6-7 | 0-8-8 | 1 | 17 | 3 | 3 | 0 | 0 | 39 |
| Spike Albrecht | 0-2 | 0-1 | 3-5 | 1-2-3 | 0 | 3 | 1 | 1 | 0 | 0 | 10 |
| Jon Horford | 3-3 | 0-0 | 0-0 | 1-2-3 | 3 | 6 | 1 | 1 | 3 | 0 | 17 |
| Zak Irvin | 1-5 | 1-3 | 0-0 | 0-1-1 | 1 | 3 | 0 | 1 | 0 | 0 | 17 |
| Max Bielfeldt | 0-0 | 0-0 | 0-0 | 0-2-2 | 0 | 0 | 0 | 0 | 0 | 0 | 4 |
| Team | | | | 4-0-4 | | | | | | | |
| Totals | 22-49 | 11-19 | 25-30 | 11-24-35 | 16 | 80 | 14 | 11 | 3 | 1 | 200 |

| | | | |
|------------------|--------------------|--------------------|-------------|
| Total FG% | 1st: 11-27 (40.7%) | 2nd: 11-22 (50.0%) | Game: 44.9% |
| 3-Pt FG% | 1st: 6-11 (54.5%) | 2nd: 5-8 (62.5%) | Game: 57.9% |
| F Throw% | 1st: 2-3 (66.7%) | 2nd: 23-27 (85.2%) | Game: 83.3% |

Officials: Terry Wymer, Bo Boroski, Lamont Simpson
Attendance: 14,797 **Halftime Score:** 36-30, MSU

Key Moment: With the score tied at 60, Keith Appling had his shot blocked by Jon Horford and Nik Stauskas hit a transition 3-pointer. On the next possession, Appling once again had a layup blocked by Horford, leading to a transition three-point play by Derrick Walton Jr.

Notes: Gary Harris scored a career-high 27 points, marking his third straight game scoring 20 or more ... Keith Appling dished out a career-best 10 assists, while recording just one turnover ... Appling also scored 10 points in addition to his 10 assists, posting his first career double-double ... Michigan's 80 points were a season-high for a Spartan opponent, as were the 57.9 3-point FG percentage, and the 50 second-half points ... Alvin Ellis III came off the bench to score a season-high 12 points, marking the first double-figure effort of his Spartan career ... Kenny Kaminski made his first career start in place of an injured Branden Dawson ... Michigan State recorded a season-long five turnovers, the Spartans' lowest total since also committing five against Minnesota on Feb. 6, 2013.




Gary Harris led all scorers with 27 points against Michigan.



Alvin Ellis III scored a season-high 12 points against Michigan.



2013-14 BOX SCORES



Keith Appling scored a team-high 16 points against Iowa, including hitting 3-of-6 from behind the arc.



Playing against former high school teammate Anthony Clemmons, Denzel Valentine totaled 12 points and six rebounds against Iowa.

21

#7/6 Michigan State 71
 #15/12 Iowa 69 OT
 Jan. 28, 2014 • Iowa City, Iowa • Carver-Hawkeye Arena

| Michigan State | FG | 3FG | FT | O-D-R | PF | PTS | A | T | B | S | MIN |
|---------------------|-------|-------|-------|----------|----|-----|----|----|---|---|-----|
| Matt Costello, f | 3-4 | 0-0 | 5-6 | 6-6-12 | 4 | 11 | 2 | 1 | 2 | 1 | 28 |
| Kenny Kaminski, f | 2-8 | 1-6 | 0-0 | 0-1-1 | 2 | 5 | 0 | 1 | 1 | 0 | 19 |
| Keith Appling, g | 6-14 | 3-6 | 1-3 | 0-3-3 | 4 | 16 | 4 | 1 | 0 | 3 | 40 |
| Gary Harris, g | 3-9 | 0-4 | 3-4 | 1-5-6 | 4 | 9 | 4 | 1 | 1 | 0 | 41 |
| Denzel Valentine, g | 5-13 | 2-7 | 0-0 | 2-4-6 | 4 | 12 | 2 | 1 | 1 | 0 | 29 |
| Russell Byrd | 1-2 | 1-1 | 0-0 | 0-1-1 | 4 | 3 | 0 | 0 | 0 | 0 | 18 |
| Alex Gauna | 1-2 | 0-0 | 0-0 | 1-0-1 | 1 | 2 | 0 | 1 | 0 | 0 | 3 |
| Alvin Ellis III | 0-1 | 0-0 | 0-2 | 0-0-0 | 1 | 0 | 0 | 1 | 0 | 0 | 12 |
| Travis Trice | 3-5 | 3-5 | 1-2 | 0-2-2 | 2 | 10 | 0 | 2 | 0 | 0 | 21 |
| Gavin Schilling | 1-1 | 0-0 | 1-3 | 0-4-4 | 3 | 3 | 0 | 0 | 1 | 0 | 14 |
| Team | | | | 1-1-2 | | | | 2 | | | |
| Totals | 25-59 | 10-29 | 11-20 | 11-27-38 | 29 | 71 | 12 | 11 | 5 | 5 | 225 |

| | | | | |
|------------------|-------------------|--------------------|------------------|-------------|
| Total FG% | 1st: 9-28 (32.1%) | 2nd: 13-26 (50.0%) | OT: 3-5 (60.0%) | Game: 42.4% |
| 3-Pt FG% | 1st: 4-13 (30.8%) | 2nd: 4-14 (28.6%) | OT: 2-2 (100.0%) | Game: 34.5% |
| F Throw% | 1st: 4-6 (66.7%) | 2nd: 5-8 (62.5%) | OT: 2-6 (33.3%) | Game: 55.0% |

| Iowa | FG | 3FG | FT | O-D-R | PF | PTS | A | T | B | S | MIN |
|-------------------|-------|------|-------|-------|----|-----|---|----|---|---|-----|
| Melsahn Basabe, f | 3-8 | 0-0 | 2-2 | 4-2 | 6 | 2 | 8 | 0 | 2 | 0 | 28 |
| Aaron White, f | 1-4 | 0-1 | 8-8 | 0-7 | 0 | 10 | 2 | 0 | 0 | 0 | 37 |
| Adam Woodbury, c | 1-1 | 0-0 | 7-12 | 2-2 | 4 | 9 | 0 | 2 | 0 | 0 | 18 |
| R. D. Marble, g | 7-15 | 1-5 | 6-8 | 0-5 | 2 | 21 | 1 | 1 | 2 | 0 | 37 |
| Mike Gesell, g | 1-6 | 0-2 | 4-6 | 0-1 | 1 | 6 | 0 | 0 | 0 | 2 | 25 |
| Gabriel Olaseni | 1-2 | 0-0 | 0-1 | 0-4 | 1 | 2 | 1 | 0 | 0 | 2 | 16 |
| Josh Oglesby | 1-3 | 1-2 | 0-0 | 1-1 | 2 | 3 | 1 | 1 | 0 | 0 | 24 |
| Anthony Clemmons | 0-0 | 0-0 | 2-2 | 0-0 | 2 | 2 | 1 | 1 | 0 | 0 | 11 |
| Zach McCabe | 1-2 | 1-1 | 1-2 | 0-2 | 5 | 4 | 1 | 3 | 0 | 0 | 14 |
| Jarrod Uthoff | 2-7 | 0-1 | 0-2 | 0-4 | 0 | 4 | 0 | 0 | 1 | 0 | 15 |
| Team | | | | 3-0 | | | | | | | |
| Totals | 18-48 | 3-12 | 30-43 | 10-28 | 19 | 69 | 7 | 10 | 5 | 4 | 225 |

| | | | | |
|------------------|--------------------|--------------------|-----------------|-------------|
| Total FG% | 1st: 9-22 (40.9%) | 2nd: 8-21 (38.1%) | OT: 1-5 (20.0%) | Game: 37.5% |
| 3-Pt FG% | 1st: 0-4 (0.0%) | 2nd: 3-6 (50.0%) | OT: 0-2 (0.0%) | Game: 25.0% |
| F Throw% | 1st: 12-16 (75.0%) | 2nd: 12-20 (60.0%) | OT: 6-7 (85.7%) | Game: 69.8% |

Officials: Mike Sanzere, Mike Eades, Larry Scirootto
Attendance: 15,400 **Halftime Score:** 30-26, Iowa

Key Moment: With the score tied at 64 and 1:47 left in overtime, Matt Costello stepped to the free throw line. He hit the first and missed the second, but Denzel Valentine grabbed the rebound. Keith Appling would miss a layup, but Costello was there for the tip-in. After a defensive stop, Valentine drove on MSU's next possession, finding Russell Byrd in the corner for a 3-pointer to give the Spartans a 70-64 lead with 34 seconds remaining.

Notes: Michigan State snapped Iowa's 20-game home winning streak, dating back to MSU's win in Iowa City on Jan. 10, 2013 ... Michigan State held Iowa without a field goal for a stretch of 14:50 from the 9:56 mark of the second half until just six seconds remained in overtime ... MSU improved to 3-0 in overtime games ... Matt Costello posted his first career double-double with career highs in both points (11) and rebounds (12) ... Russell Byrd's game-clinching 3-pointer in the last minute of overtime was his first made 3-pointer since the Dec. 17 contest vs. North Florida ... After shooting just 32.1 percent in the first half, the Spartans connected on 51.6 percent (16-31) after the break ... After hitting just two of his previous 14 3-point field goal attempts, Keith Appling hit 3-of-6 from behind the arc against the Hawkeyes ... The lead changed 16 times, marking the most in any Spartan game this season.

2013-14 BOX SCORES

SPARTANS



Gary Harris scored two of his game-high 20 points against Georgetown on this emphatic dunk.



Alex Gauna made the start for the Spartans against Georgetown in Madison Square Garden.

22 Georgetown 64
#13/9 Michigan State 60
Feb. 1, 2014 • New York, N.Y. • Madison Square Garden

| Michigan State | FG | 3FG | FT | O-D-R | PF | PTS | A | TO | B | S | MIN |
|---------------------|--------------|-------------|-------------|-----------------|-----------|-----------|-----------|-----------|----------|----------|------------|
| Alex Gauna, f | 1-2 | 0-0 | 0-0 | 0-0-0 | 0 | 2 | 0 | 0 | 1 | 6 | |
| Matt Costello, f | 3-4 | 0-0 | 0-0 | 2-1-3 | 3 | 6 | 0 | 1 | 2 | 0 | 26 |
| Keith Appling, g | 3-9 | 0-3 | 1-2 | 1-3-4 | 2 | 7 | 6 | 2 | 0 | 2 | 38 |
| Gary Harris, g | 7-16 | 4-10 | 2-5 | 0-1-1 | 4 | 20 | 1 | 0 | 0 | 1 | 30 |
| Denzel Valentine, g | 3-7 | 2-5 | 3-5 | 3-4-7 | 1 | 11 | 3 | 6 | 0 | 2 | 35 |
| Russell Byrd | 0-1 | 0-1 | 0-0 | 0-0-0 | 2 | 0 | 0 | 1 | 0 | 0 | 6 |
| Alvin Ellis III | 0-1 | 0-1 | 2-2 | 1-1-2 | 2 | 0 | 1 | 0 | 1 | 1 | 9 |
| Travis Trice | 0-5 | 0-3 | 0-0 | 0-3-3 | 3 | 0 | 2 | 3 | 0 | 0 | 16 |
| Kenny Kaminski | 3-7 | 3-6 | 1-2 | 2-2-4 | 3 | 10 | 1 | 0 | 2 | 0 | 23 |
| Gavin Schilling | 1-1 | 0-0 | 0-0 | 0-0-0 | 1 | 2 | 0 | 1 | 0 | 0 | 11 |
| Team | | | | | | 4-2-6 | | | | | |
| Totals | 21-53 | 9-29 | 9-16 | 13-17-30 | 21 | 60 | 13 | 15 | 4 | 7 | 200 |

| | | | |
|------------------|--------------------|--------------------|-------------|
| Total FG% | 1st: 11-27 (40.7%) | 2nd: 10-26 (38.5%) | Game: 39.6% |
| 3-Pt FG% | 1st: 5-15 (41.7%) | 2nd: 4-17 (23.5%) | Game: 31.0% |
| F Throw% | 1st: 3-4 (75.0%) | 2nd: 6-12 (50.0%) | Game: 56.3% |

| Georgetown | FG | 3FG | FT | O-D-R | PF | PTS | A | TO | B | S | MIN |
|--------------------|--------------|-------------|--------------|-----------------|-----------|-----------|----------|-----------|----------|----------|------------|
| Reggie Cameron, f | 2-4 | 1-3 | 0-0 | 2-2-4 | 1 | 5 | 0 | 0 | 0 | 2 | 17 |
| Mikael Hopkins, f | 4-9 | 0-0 | 2-2 | 3-0-3 | 2 | 10 | 1 | 5 | 4 | 1 | 31 |
| Nate Lubick, f | 2-3 | 0-0 | 4-4 | 3-3-6 | 4 | 8 | 2 | 1 | 2 | 1 | 30 |
| D. Smith-Rivera, g | 2-13 | 0-5 | 8-9 | 2-6-8 | 1 | 12 | 1 | 2 | 0 | 3 | 30 |
| Markel Starks, g | 6-12 | 1-3 | 3-6 | 0-2-2 | 0 | 16 | 4 | 3 | 0 | 0 | 37 |
| Aaron Bowen | 1-1 | 0-0 | 0-0 | 0-4-4 | 1 | 2 | 1 | 2 | 0 | 1 | 12 |
| Moses Ayegba | 1-1 | 0-0 | 1-3 | 1-2-3 | 3 | 3 | 0 | 1 | 0 | 0 | 19 |
| Jabril Trawick | 4-6 | 0-1 | 0-0 | 1-1-2 | 2 | 8 | 0 | 2 | 0 | 0 | 24 |
| Team | | | | | | 3-2-5 | | | | | |
| Totals | 22-49 | 2-12 | 18-24 | 15-22-37 | 14 | 64 | 9 | 16 | 6 | 8 | 200 |

| | | | |
|------------------|--------------------|--------------------|-------------|
| Total FG% | 1st: 9-20 (45.0%) | 2nd: 13-29 (44.8%) | Game: 44.9% |
| 3-Pt FG% | 1st: 0-3 (0.0%) | 2nd: 2-9 (22.2%) | Game: 16.7% |
| F Throw% | 1st: 11-13 (84.6%) | 2nd: 7-11 (63.6%) | Game: 75.0% |

Officials: Pat Driscoll, Ed Corbett, Bo Brooks
Attendance: 12,561 **Halftime Score:** 30-29, MSU

Key Moment: A Gary Harris 3-pointer pulled MSU within two points at 56-54 with 1:32 left. The Spartans then forced a Hoya miss, but Jabril Trawick followed with a tip-in to push the Georgetown lead back up to four points with 1:07 remaining.

Notes: Gary Harris scored 17 of his game-high 20 points after halftime ... Michigan State fell to 2-10 all-time at Madison Square Garden ... Michigan State shot under 40 percent from the field (.396), while also shooting just .310 from the 3-point line, and .563 from the foul line ... For just the second time this season, MSU was out-shot from the field, as Georgetown shot 44.9 percent ... Michigan State forced 11 Hoya turnovers in the first half, but just five in the second half.



2013-14 BOX SCORES

| | |
|-----------|---|
| 23 | #9/8 Michigan State 82 |
| | Penn State 67 |
| | Feb. 6, 2014 • East Lansing, Mich. • Breslin Center |

| Michigan State | FG | 3FG | FT | O-D-R | PF | PTS | A | T | B | S | MIN |
|---------------------|--------------|--------------|--------------|-----------------|-----------|-----------|-----------|-----------|----------|----------|------------|
| Matt Costello, f | 3-3 | 0-0 | 4-5 | 3-3-6 | 2 | 10 | 3 | 0 | 3 | 0 | 22 |
| Kenny Kaminski, f | 7-9 | 5-6 | 0-0 | 1-1-2 | 2 | 19 | 0 | 1 | 0 | 0 | 21 |
| Gary Harris, g | 5-16 | 3-9 | 1-2 | 0-5-5 | 1 | 14 | 2 | 3 | 1 | 2 | 32 |
| Travis Trice, g | 1-6 | 1-3 | 2-2 | 0-4-4 | 2 | 5 | 7 | 0 | 0 | 0 | 34 |
| Denzel Valentine, g | 4-9 | 1-1 | 2-2 | 2-9-11 | 3 | 11 | 6 | 2 | 0 | 4 | 31 |
| Russell Byrd | 0-0 | 0-0 | 0-0 | 0-0-0 | 1 | 0 | 1 | 0 | 0 | 0 | 5 |
| Alex Gauna | 0-3 | 0-1 | 0-1 | 0-1-1 | 1 | 0 | 0 | 0 | 0 | 0 | 3 |
| Alvin Ellis III | 1-1 | 1-1 | 2-2 | 0-3-3 | 3 | 5 | 0 | 1 | 0 | 1 | 10 |
| Adreian Payne | 5-9 | 0-1 | 2-2 | 3-0-3 | 4 | 12 | 2 | 2 | 1 | 0 | 18 |
| Trevor Bohnhoff | 0-1 | 0-0 | 0-0 | 0-1-1 | 1 | 0 | 0 | 0 | 0 | 0 | 2 |
| Keenan Wetzel | 1-1 | 1-1 | 0-0 | 0-0-0 | 1 | 3 | 0 | 0 | 0 | 0 | 4 |
| Gavin Schilling | 1-2 | 0-0 | 1-2 | 3-0-3 | 0 | 3 | 0 | 1 | 1 | 0 | 10 |
| Dan Chapman | 0-0 | 0-0 | 0-0 | 0-0-0 | 0 | 0 | 1 | 0 | 0 | 0 | 4 |
| Colby Wollenman | 0-0 | 0-0 | 0-0 | 0-0-0 | 1 | 0 | 0 | 0 | 0 | 0 | 4 |
| Team | | | | 1-2-3 | | | | | | | |
| Totals | 28-60 | 12-23 | 14-18 | 13-29-42 | 22 | 82 | 22 | 10 | 6 | 7 | 200 |

| | | | |
|------------------|--------------------|--------------------|-------------|
| Total FG% | 1st: 15-30 (50.0%) | 2nd: 13-30 (43.3%) | Game: 46.7% |
| 3-Pt FG% | 1st: 5-13 (38.5%) | 2nd: 7-10 (70.0%) | Game: 52.2% |
| F Throw% | 1st: 11-13 (84.6%) | 2nd: 3-5 (60.0%) | Game: 77.8% |

| Penn State | FG | 3FG | FT | O-D-R | PF | PTS | A | T | B | S | MIN |
|--------------------|--------------|-------------|--------------|----------------|-----------|-----------|-----------|----------|----------|----------|------------|
| Donovan Jack, f | 1-4 | 0-1 | 0-0 | 1-2-3 | 2 | 2 | 0 | 0 | 1 | 0 | 19 |
| Brandon Taylor, f | 1-4 | 0-2 | 0-0 | 0-1-1 | 3 | 2 | 1 | 0 | 0 | 0 | 18 |
| D.J. Newbill, g | 5-18 | 0-7 | 7-8 | 1-2-3 | 0 | 17 | 0 | 0 | 0 | 1 | 33 |
| Graham Woodward, g | 1-4 | 1-3 | 0-0 | 0-0-0 | 2 | 3 | 3 | 1 | 0 | 0 | 19 |
| Tim Frazier, g | 9-14 | 3-4 | 1-1 | 2-2-4 | 1 | 22 | 1 | 4 | 0 | 1 | 33 |
| John Johnson | 1-6 | 0-3 | 2-2 | 0-2-2 | 0 | 4 | 0 | 0 | 0 | 1 | 16 |
| Allen Roberts | 2-2 | 1-1 | 2-3 | 0-3-3 | 0 | 7 | 1 | 0 | 0 | 0 | 4 |
| Geno Thorpe | 1-2 | 0-1 | 0-1 | 1-2-3 | 1 | 2 | 2 | 1 | 0 | 0 | 13 |
| Jordan Dickerson | 0-1 | 0-0 | 0-0 | 0-0-0 | 3 | 0 | 0 | 0 | 1 | 0 | 12 |
| Alan Wisniewski | 0-0 | 0-0 | 0-0 | 0-1-1 | 0 | 0 | 1 | 0 | 0 | 0 | 2 |
| Ross Travis | 0-2 | 0-0 | 8-8 | 2-5-7 | 3 | 8 | 1 | 1 | 0 | 2 | 31 |
| Team | | | | 1-2-3 | | | | | | | |
| Totals | 21-57 | 5-22 | 20-23 | 8-22-30 | 15 | 67 | 10 | 8 | 2 | 5 | 200 |

| | | | |
|------------------|--------------------|--------------------|-------------|
| Total FG% | 1st: 10-28 (35.7%) | 2nd: 11-29 (37.9%) | Game: 36.8% |
| 3-Pt FG% | 1st: 1-10 (10.0%) | 2nd: 4-12 (33.3%) | Game: 22.7% |
| F Throw% | 1st: 9-11 (81.8%) | 2nd: 11-12 (91.7%) | Game: 87.0% |

Officials: Mike Eades, Jim Burr, John Gaffney
Attendance: 14,797 **Halftime Score:** 46-30, MSU

Key Moment: Leading 11-8 early, MSU went on an 11-0 run to claim a 22-8 lead and the lead never dropped into single digits after that.

Notes: After missing the last seven games, Adreian Payne saw his first action since Jan. 7, scoring 12 points in 18 minutes off the bench ... Kenny Kaminski scored a career-high 19 points, hitting 7-of-9 shots, including 5-of-6 from 3-point range ... Denzel Valentine recorded his third double-double of the season, scoring 11 points and grabbing 11 rebounds, while adding six assists and a career-high tying four steals ... Starting in place of the injured Keith Appling, Travis Trice recorded seven assists, a career-best against a Big Ten opponent, and no turnovers ... With the win, Michigan State recorded its 14th 20-win season in the last 17 years ... Michigan State grabbed 13 offensive rebounds, leading to a 20-5 edge in second-chance points ... MSU recorded 22 assists on 28 field goals.

| | |
|-----------|--|
| 24 | Wisconsin 60 |
| | #9/8 Michigan State 58 |
| | Feb. 9, 2014 • Madison, Wis. • Kohl Center |

| Michigan State | FG | 3FG | FT | O-D-R | PF | PTS | A | T | B | S | MIN |
|---------------------|--------------|-------------|------------|----------------|-----------|-----------|----------|-----------|----------|----------|------------|
| Matt Costello, f | 2-2 | 0-0 | 1-2 | 0-1-1 | 4 | 5 | 1 | 1 | 1 | 0 | 14 |
| Adreian Payne, c | 9-16 | 2-3 | 4-6 | 2-2-4 | 3 | 24 | 0 | 6 | 0 | 0 | 32 |
| Gary Harris, g | 3-20 | 0-7 | 0-0 | 1-6-7 | 0 | 6 | 2 | 2 | 0 | 3 | 36 |
| Travis Trice, g | 5-9 | 3-5 | 0-1 | 1-3-4 | 1 | 13 | 2 | 0 | 0 | 1 | 35 |
| Denzel Valentine, g | 2-6 | 0-1 | 0-0 | 3-6-9 | 1 | 4 | 3 | 2 | 0 | 1 | 31 |
| Russell Byrd | 0-1 | 0-1 | 0-0 | 0-0-0 | 0 | 0 | 0 | 0 | 0 | 0 | 1 |
| Alex Gauna | 0-0 | 0-0 | 0-1 | 0-1-1 | 2 | 0 | 0 | 0 | 0 | 1 | 10 |
| Alvin Ellis III | 3-5 | 0-1 | 0-0 | 1-1-2 | 1 | 6 | 1 | 0 | 0 | 1 | 23 |
| Kenny Kaminski | 0-1 | 0-1 | 0-0 | 0-2-2 | 3 | 0 | 0 | 0 | 0 | 0 | 17 |
| Gavin Schilling | 0-0 | 0-0 | 0-0 | 0-0-0 | 2 | 0 | 0 | 0 | 0 | 0 | 1 |
| Team | | | | 1-1-2 | | | | | | | |
| Totals | 24-60 | 5-19 | 5-9 | 9-22-31 | 17 | 58 | 9 | 11 | 2 | 6 | 200 |

| | | | |
|------------------|--------------------|--------------------|-------------|
| Total FG% | 1st: 10-31 (32.3%) | 2nd: 14-29 (48.3%) | Game: 40.0% |
| 3-Pt FG% | 1st: 2-11 (18.2%) | 2nd: 3-8 (37.5%) | Game: 26.3% |
| F Throw% | 1st: 0-0 (0.0%) | 2nd: 5-9 (55.6%) | Game: 55.6% |

| Wisconsin | FG | 3FG | FT | O-D-R | PF | PTS | A | T | B | S | MIN |
|--------------------|--------------|-------------|--------------|----------------|-----------|-----------|-----------|-----------|----------|----------|------------|
| Sam Dekker, f | 3-8 | 3-6 | 2-2 | 0-5-5 | 0 | 11 | 0 | 2 | 0 | 2 | 28 |
| Frank Kaminsky, f | 4-6 | 1-2 | 1-2 | 1-5-6 | 4 | 10 | 1 | 2 | 2 | 0 | 22 |
| Ben Brust, g | 2-9 | 1-8 | 0-1 | 1-3-4 | 0 | 5 | 0 | 1 | 0 | 0 | 37 |
| Traevon Jackson, g | 3-5 | 1-1 | 0-0 | 0-5-5 | 1 | 7 | 8 | 5 | 0 | 0 | 34 |
| Josh Gasser, g | 3-6 | 3-5 | 2-3 | 1-5-6 | 2 | 11 | 0 | 1 | 1 | 1 | 36 |
| Nigel Hayes | 3-5 | 0-0 | 8-12 | 0-1-1 | 4 | 14 | 0 | 1 | 0 | 1 | 27 |
| Duje Dukan | 1-2 | 0-1 | 0-0 | 0-0-0 | 0 | 2 | 0 | 1 | 0 | 0 | 4 |
| Bronson Koenig | 0-1 | 0-0 | 0-0 | 0-1-1 | 2 | 0 | 1 | 1 | 0 | 1 | 12 |
| Team | | | | 0-1-1 | | | | | | | |
| Totals | 19-42 | 9-23 | 13-20 | 3-26-29 | 13 | 60 | 10 | 14 | 3 | 5 | 200 |

| | | | |
|------------------|-------------------|--------------------|-------------|
| Total FG% | 1st: 9-22 (40.9%) | 2nd: 10-20 (50.0%) | Game: 45.2% |
| 3-Pt FG% | 1st: 4-13 (30.8%) | 2nd: 5-10 (50.0%) | Game: 39.1% |
| F Throw% | 1st: 8-11 (72.7%) | 2nd: 5-9 (55.6%) | Game: 65.0% |

Officials: Mike Kitts, Terry Wymer, Bo Boroski
Attendance: 17,249 **Halftime Score:** 30-22, WIS

Key Moment: MSU took a 22-19 lead with 6:49 left in the first half. The Spartans, however, would not score again in the half, missing their final 12 shots, and committing two turnovers.

Notes: Adreian Payne scored a game-high 24 points in his second game back after missing seven straight with a foot sprain ... With his 24 points, Payne became the 44th player in MSU history to score 1,000 career points. He passed the milestone with his last-minute 3-pointer ... For the first time all season, MSU lost a game when out-rebounding its opponent (31-29) ... MSU had fewer turnovers (11) than Wisconsin (14), despite the Badgers entering the game with a Big Ten-low average of 8.3 ... The Spartans held a dominating 28-12 edge in points in the paint, but were out-scored from the foul line by a 13-5 mark ... For the third straight time, MSU and Wisconsin battled to the final possession at the Kohl Center, as the Spartans had won by two points in 2013 and by three points in overtime in 2012 ... Adreian Payne made his first start since Jan. 4 (at Indiana).



2013-14 BOX SCORES

SPARTANS

25

#9/10 Michigan State 85
 Northwestern 70
 Feb. 13, 2014 • East Lansing, Mich. • Breslin Center

| Michigan State | FG | 3FG | FT | O-D-R | PF | PTS | A | TO | B | S | MIN |
|---------------------|--------------|--------------|--------------|-----------------|-----------|-----------|-----------|----------|----------|----------|------------|
| Adreian Payne, f | 6-11 | 2-4 | 6-8 | 4-10-14 | 2 | 20 | 3 | 2 | 1 | 1 | 33 |
| Matt Costello, f | 4-5 | 0-0 | 1-2 | 1-3-4 | 0 | 9 | 2 | 0 | 0 | 0 | 17 |
| Gary Harris, g | 6-13 | 2-4 | 0-0 | 0-1-1 | 3 | 14 | 3 | 1 | 0 | 1 | 25 |
| Travis Trice, g | 4-9 | 3-6 | 0-0 | 0-3-3 | 3 | 11 | 6 | 0 | 0 | 2 | 33 |
| Denzel Valentine, g | 6-10 | 3-3 | 1-2 | 3-2-5 | 3 | 16 | 6 | 1 | 0 | 0 | 33 |
| Russell Byrd | 0-1 | 0-1 | 0-0 | 1-0-1 | 2 | 0 | 1 | 0 | 0 | 1 | 14 |
| Alex Gauna | 0-1 | 0-0 | 0-0 | 0-1-1 | 0 | 0 | 0 | 0 | 0 | 0 | 2 |
| Alvin Ellis III | 1-1 | 1-1 | 2-2 | 0-0-0 | 4 | 5 | 0 | 1 | 0 | 0 | 13 |
| Trevor Bohnhoff | 0-0 | 0-0 | 0-0 | 0-0-0 | 0 | 0 | 0 | 0 | 0 | 0 | 2 |
| Keenan Wetzel | 1-2 | 0-0 | 0-0 | 1-0-1 | 0 | 2 | 0 | 0 | 0 | 0 | 2 |
| Kenny Kaminski | 4-7 | 0-2 | 0-0 | 3-2-5 | 0 | 8 | 1 | 0 | 0 | 0 | 19 |
| Gavin Schilling | 0-0 | 0-0 | 0-0 | 0-1-1 | 0 | 0 | 0 | 0 | 0 | 0 | 3 |
| Dan Chapman | 0-0 | 0-0 | 0-0 | 0-0-0 | 0 | 0 | 0 | 0 | 0 | 0 | 2 |
| Colby Wollenman | 0-0 | 0-0 | 0-0 | 0-1-1 | 0 | 0 | 0 | 0 | 0 | 0 | 2 |
| Team | | | | 0-0-0 | | | | | | | 2 |
| Totals | 32-60 | 11-21 | 10-14 | 13-24-37 | 18 | 85 | 22 | 7 | 1 | 5 | 200 |

| | | | |
|------------------|--------------------|--------------------|-------------|
| Total FG% | 1st: 16-34 (47.1%) | 2nd: 16-26 (61.5%) | Game: 53.3% |
| 3-Pt FG% | 1st: 5-10 (50.0%) | 2nd: 6-11 (54.5%) | Game: 52.4% |
| F Throw% | 1st: 2-4 (50.0%) | 2nd: 8-10 (80.0%) | Game: 71.4% |

| Northwestern | FG | 3FG | FT | O-D-R | PF | PTS | A | TO | B | S | MIN |
|--------------------|--------------|-------------|--------------|----------------|-----------|-----------|-----------|----------|----------|----------|------------|
| Kale Abrahamson, f | 0-0 | 0-0 | 0-0 | 0-0-0 | 1 | 0 | 0 | 0 | 0 | 0 | 11 |
| Sanjay Lumpkin, f | 1-2 | 0-0 | 2-2 | 1-2-3 | 4 | 4 | 2 | 1 | 0 | 1 | 26 |
| Alex Olah, c | 4-6 | 0-0 | 0-0 | 2-3-5 | 5 | 8 | 0 | 1 | 2 | 0 | 33 |
| Drew Crawford, g | 7-17 | 2-6 | 2-3 | 1-3-4 | 2 | 18 | 7 | 3 | 0 | 0 | 37 |
| JerShon Cobb, g | 7-14 | 5-11 | 3-3 | 1-6-7 | 0 | 22 | 1 | 3 | 0 | 0 | 38 |
| Dave Sobolewski | 0-0 | 0-0 | 0-0 | 0-1-1 | 0 | 0 | 0 | 0 | 0 | 0 | 4 |
| Tre Demps | 5-11 | 2-5 | 6-8 | 0-1-1 | 0 | 18 | 3 | 1 | 0 | 1 | 36 |
| James Montgomery | 0-0 | 0-0 | 0-0 | 0-0-0 | 0 | 0 | 0 | 0 | 0 | 0 | 2 |
| Aaron Liberman | 0-0 | 0-0 | 0-0 | 0-1-1 | 0 | 0 | 0 | 0 | 0 | 0 | 2 |
| Nathan Taphorn | 0-2 | 0-2 | 0-0 | 0-0-0 | 1 | 0 | 0 | 0 | 0 | 0 | 4 |
| Nikola Cerina | 0-0 | 0-0 | 0-0 | 0-1-1 | 2 | 0 | 0 | 0 | 0 | 0 | 7 |
| Team | | | | 1-0-1 | | | | | | | |
| Totals | 24-52 | 9-24 | 13-16 | 6-18-24 | 15 | 70 | 13 | 9 | 2 | 2 | 200 |

| | | | |
|------------------|--------------------|--------------------|-------------|
| Total FG% | 1st: 11-22 (50.0%) | 2nd: 13-30 (43.3%) | Game: 46.2% |
| 3-Pt FG% | 1st: 5-12 (41.7%) | 2nd: 4-12 (33.3%) | Game: 37.5% |
| F Throw% | 1st: 3-4 (75.0%) | 2nd: 10-12 (83.3%) | Game: 81.3% |

Officials: Gene Steratore, D.J. Carstensen, Larry Sciortto
Attendance: 14,797 **Halftime Score:** 39-30, MSU

Key Moment: With MSU leading 23-22 midway through the first half, Matt Costello grabbed an offensive rebound and scored on a layup and was fouled. His three-point play, sparked an 8-0 run to give MSU its first comfortable cushion of the game.

Notes: With a team-high 20 points, Adreian Payne recorded the first back-to-back 20-point efforts of his career ... One day before Valentine's Day, Denzel Valentine scored a career-high 16 points while making a career-best three 3-pointers ... Travis Trice did not commit a turnover in his third consecutive start ... Payne's 14 rebounds were a season high for any Spartan ... Payne recorded his fifth double-double of the season, and the 15th of his career, but the first since Dec. 14 vs. Oakland ... The two teams combined for 155 points, after totaling just 94 in the first meeting of the season ... MSU totaled 13 offensive rebounds, resulting in an 18-6 edge in second-chance points ... MSU hit all nine field-goal attempts in the first 8:08 of the second half.



One day before Valentine's Day, Denzel Valentine totaled 16 points, six assists and five rebounds against Northwestern.



In addition to his team-high 20 points, Adreian Payne grabbed a career-best 14 rebounds against Northwestern.



2013-14 BOX SCORES

| | |
|---|------------------------------|
| 26 | Nebraska 60 |
| #9/10 Michigan State 51 | |
| Feb. 16, 2014 • East Lansing, Mich. • Breslin Center | |

| Michigan State | FG | 3FG | FT | O-D-R | PF | PTS | A | T | B | S | MIN |
|---------------------|-------------------|-------------------|--------------|-------------|-----------|-----------|-----------|-----------|-----------|----------|------------|
| Adreian Payne, f | 4-9 | 0-2 | 3-4 | 1-8 | 9 | 5 | 11 | 1 | 0 | 0 | 29 |
| Matt Costello, f | 1-2 | 0-0 | 2-2 | 1-1 | 2 | 1 | 4 | 1 | 0 | 0 | 13 |
| Gary Harris, g | 5-15 | 1-7 | 7-7 | 1-6 | 7 | 1 | 18 | 4 | 3 | 0 | 39 |
| Travis Trice, g | 1-6 | 1-4 | 0-0 | 0-2 | 2 | 3 | 3 | 1 | 1 | 0 | 24 |
| Denzel Valentine, g | 2-8 | 0-3 | 0-1 | 2-6 | 8 | 3 | 4 | 1 | 4 | 0 | 34 |
| Russell Byrd | 0-0 | 0-0 | 0-0 | 0-1 | 1 | 1 | 0 | 0 | 0 | 0 | 4 |
| Alex Gauna | 0-0 | 0-0 | 0-0 | 1-0 | 1 | 0 | 1 | 0 | 0 | 0 | 5 |
| Alvin Ellis III | 0-1 | 0-1 | 0-0 | 0-0 | 0 | 1 | 0 | 0 | 0 | 0 | 8 |
| Keith Appling | 1-2 | 0-1 | 0-0 | 0-3 | 3 | 2 | 2 | 1 | 2 | 0 | 19 |
| Kenny Kaminski | 3-6 | 3-6 | 0-0 | 1-2 | 3 | 2 | 9 | 2 | 0 | 2 | 23 |
| Gavin Schilling | 0-1 | 0-0 | 0-0 | 1-0 | 1 | 0 | 0 | 0 | 0 | 0 | 2 |
| Team | | | | 1-1 | 2 | | | | | | |
| Totals | 17-50 | 5-24 | 12-14 | 9-30 | 39 | 19 | 51 | 12 | 11 | 2 | 200 |
| Total FG% | 1st: 9-26 (34.6%) | 2nd: 8-24 (33.3%) | Game: 34.0% | | | | | | | | |
| 3-Pt FG% | 1st: 3-11 (27.3%) | 2nd: 2-13 (15.4%) | Game: 20.8% | | | | | | | | |
| F Throw% | 1st: 4-4 (100.0%) | 2nd: 8-10 (80.0%) | Game: 85.7% | | | | | | | | |

| Nebraska | FG | 3FG | FT | O-D-R | PF | PTS | A | T | B | S | MIN |
|---------------------|-------------------|--------------------|--------------|--------------|-----------|-----------|-----------|-----------|----------|----------|------------|
| David Rivers, f | 1-2 | 1-1 | 3-5 | 4-3 | 7 | 4 | 6 | 2 | 0 | 0 | 24 |
| Walter Pitchford, f | 6-12 | 4-9 | 2-2 | 1-4 | 5 | 3 | 18 | 0 | 0 | 1 | 24 |
| Tai Webster, g | 0-1 | 0-1 | 0-0 | 1-1 | 2 | 1 | 0 | 1 | 2 | 0 | 12 |
| Terran Petteway, g | 7-17 | 4-10 | 5-7 | 0-5 | 5 | 2 | 23 | 2 | 0 | 0 | 38 |
| Shavon Shields, g | 2-9 | 0-4 | 3-7 | 1-7 | 8 | 3 | 7 | 2 | 0 | 0 | 37 |
| Benny Parker | 1-2 | 0-0 | 0-0 | 0-1 | 1 | 2 | 0 | 0 | 0 | 1 | 22 |
| Ray Gallegos | 1-7 | 0-5 | 0-0 | 0-3 | 3 | 3 | 2 | 2 | 1 | 0 | 27 |
| Leslee Smith | 1-3 | 0-0 | 0-0 | 2-1 | 3 | 1 | 2 | 1 | 2 | 1 | 16 |
| Team | | | | 1-1 | 2 | | | | | | |
| Totals | 19-53 | 9-30 | 13-21 | 10-26 | 36 | 18 | 60 | 10 | 5 | 2 | 200 |
| Total FG% | 1st: 9-28 (32.1%) | 2nd: 10-25 (40.0%) | Game: 35.8% | | | | | | | | |
| 3-Pt FG% | 1st: 6-18 (33.3%) | 2nd: 3-12 (25.0%) | Game: 30.0% | | | | | | | | |
| F Throw% | 1st: 8-13 (61.5%) | 2nd: 5-8 (62.5%) | Game: 61.9% | | | | | | | | |

Officials: Mike Sanzere, Mark Whitehead, Ed Corbett

Attendance: 14,797 Halftime Score: 32-25, NEB

Key Moment: MSU had trimmed Nebraska's lead from 11 all the way down to two points and the Spartans had possession of the ball. Kenny Kaminski had an open look at a three but it was off target. On Nebraska's next possession, Terran Petteway beat the shot clock with a contested 3-pointer over the outstretched arm of Denzel Valentine.

Notes: Michigan State scored 51 points, shooting a season-low .340 from the field ... MSU did shoot .847 from the foul line ... Nebraska committed just five turnovers, as MSU recorded a season-low two steals ... Keith Appling played 19 minutes off the bench, but was still noticeably bothered by a sore right wrist that caused him to miss the previous three games ... For the first time all season, MSU started the same lineup for the third consecutive game ... Nebraska recorded its first win against Michigan State as Big Ten opponents, as the Spartans had won the first four meetings.

| | |
|--|---|
| 27 | #13/14 Michigan State 94 |
| Purdue 79 | |
| Feb. 20, 2014 • West Lafayette, Ind. • Mackey Arena | |

| Michigan State | FG | 3FG | FT | O-D-R | PF | PTS | A | T | B | S | MIN |
|---------------------|--------------------|--------------------|--------------|-------------|-----------|-----------|-----------|-----------|----------|----------|------------|
| Matt Costello, f | 1-1 | 0-0 | 0-0 | 2-0 | 2 | 4 | 2 | 1 | 0 | 0 | 15 |
| Adreian Payne, c | 8-14 | 4-8 | 3-4 | 1-3 | 4 | 23 | 1 | 1 | 0 | 1 | 22 |
| Gary Harris, g | 7-11 | 6-9 | 5-6 | 0-3 | 4 | 25 | 3 | 3 | 1 | 3 | 32 |
| Travis Trice, g | 5-8 | 4-6 | 0-0 | 0-0 | 2 | 14 | 6 | 1 | 1 | 0 | 24 |
| Denzel Valentine, g | 4-7 | 1-2 | 7-7 | 3-2 | 5 | 16 | 4 | 0 | 0 | 2 | 28 |
| Russell Byrd | 1-2 | 1-2 | 0-0 | 0-4 | 0 | 3 | 0 | 0 | 1 | 1 | 9 |
| Alex Gauna | 0-0 | 0-0 | 1-2 | 0-0 | 0 | 1 | 0 | 0 | 0 | 0 | 6 |
| Alvin Ellis III | 2-2 | 0-0 | 0-0 | 0-0 | 2 | 4 | 0 | 1 | 0 | 0 | 6 |
| Keith Appling | 0-1 | 0-1 | 1-3 | 0-4 | 1 | 1 | 9 | 4 | 1 | 1 | 25 |
| Trevor Bohnhoff | 0-0 | 0-0 | 0-0 | 0-0 | 0 | 0 | 0 | 0 | 0 | 0 | 1 |
| Keenan Wetzel | 0-0 | 0-0 | 0-0 | 0-0 | 1 | 0 | 0 | 0 | 0 | 0 | 2 |
| Kenny Kaminski | 2-4 | 1-3 | 0-0 | 0-2 | 3 | 5 | 1 | 0 | 1 | 0 | 18 |
| Gavin Schilling | 0-1 | 0-0 | 0-0 | 0-2 | 3 | 0 | 1 | 1 | 0 | 0 | 8 |
| Dan Chapman | 0-1 | 0-1 | 0-0 | 0-0 | 1 | 0 | 0 | 0 | 0 | 0 | 2 |
| Colby Wollenman | 0-0 | 0-0 | 0-0 | 0-0 | 1 | 0 | 0 | 0 | 0 | 0 | 2 |
| Team | | | | 1-2 | 3 | | | | | | |
| Totals | 30-52 | 17-32 | 17-22 | 7-22 | 29 | 94 | 26 | 11 | 5 | 8 | 200 |
| Total FG% | 1st: 14-22 (63.6%) | 2nd: 16-30 (53.3%) | Game: 57.7% | | | | | | | | |
| 3-Pt FG% | 1st: 13-19 (68.4%) | 2nd: 4-13 (30.8%) | Game: 53.1% | | | | | | | | |
| F Throw% | 1st: 8-11 (72.7%) | 2nd: 9-11 (81.8%) | Game: 77.3% | | | | | | | | |

| Purdue | FG | 3FG | FT | O-D-R | PF | PTS | A | T | B | S | MIN |
|--------------------|--------------------|--------------------|--------------|--------------|-----------|-----------|-----------|-----------|----------|----------|------------|
| Jay Simpson, f | 2-4 | 0-1 | 1-6 | 1-2 | 3 | 4 | 5 | 1 | 1 | 0 | 17 |
| A.J. Hammons, c | 3-5 | 0-0 | 2-3 | 2-2 | 4 | 8 | 0 | 3 | 0 | 0 | 19 |
| Terone Johnson, g | 1-7 | 0-1 | 1-3 | 2-1 | 3 | 2 | 2 | 0 | 1 | 1 | 16 |
| Sterling Carter, g | 1-3 | 1-2 | 0-0 | 0-0 | 2 | 3 | 2 | 1 | 0 | 0 | 12 |
| Ronnie Johnson, g | 7-14 | 2-4 | 1-5 | 0-3 | 3 | 17 | 4 | 1 | 0 | 1 | 31 |
| Basil Smotherman | 3-3 | 0-0 | 1-1 | 1-2 | 3 | 7 | 0 | 0 | 0 | 0 | 16 |
| Bryson Scott | 0-1 | 0-0 | 2-2 | 0-0 | 0 | 2 | 2 | 2 | 0 | 0 | 16 |
| Kendall Stephens | 4-7 | 4-5 | 7-8 | 1-2 | 3 | 19 | 0 | 0 | 0 | 3 | 31 |
| Erick Peck | 1-3 | 0-1 | 0-2 | 1-0 | 1 | 2 | 0 | 0 | 1 | 0 | 15 |
| Rapheal Davis | 2-2 | 0-0 | 9-10 | 1-2 | 3 | 13 | 1 | 0 | 0 | 2 | 22 |
| Travis Carroll | 0-0 | 0-0 | 0-0 | 0-1 | 1 | 0 | 0 | 0 | 0 | 0 | 5 |
| Team | | | | 2-0 | 2 | | | | | | |
| Totals | 24-49 | 7-14 | 24-40 | 11-15 | 26 | 79 | 12 | 10 | 1 | 8 | 200 |
| Total FG% | 1st: 10-22 (45.5%) | 2nd: 14-27 (51.9%) | Game: 49.0% | | | | | | | | |
| 3-Pt FG% | 1st: 4-8 (50.0%) | 2nd: 3-6 (50.0%) | Game: 50.0% | | | | | | | | |
| F Throw% | 1st: 14-20 (70.0%) | 2nd: 10-20 (50.0%) | Game: 60.0% | | | | | | | | |

Officials: Brian Dorsey, Tim Clougherty, John Gaffney
Attendance: 14,088 Halftime Score: 49-38, MSU

Key Moment: Purdue cut the lead to four points at 36-32 with 4:57 remaining in the first half and appeared to be gaining momentum. The Spartans quickly reasserted themselves with a 9-0 run on three 3-pointers to take a commanding 45-32 lead.

Notes: MSU set a school single-game record with 17 3-pointers, matching the Big Ten record for made 3-pointers in a conference game ... MSU dished out 26 assists on 30 made field goals, recording an assist on 86.7 percent of its field goals ... MSU's 13 first-half 3-pointers were the most the Spartans had ever made in a single half ... Gary Harris hit 6-of-9 3-pointers, matching his career high set as a freshman against Purdue, after hitting .222 from behind the arc in his previous four games ... Keith Appling's nine assists matched the second-best effort of his career ... Adreian Payne's 23 points came in 22 minutes, as he also tied his career high for 3-pointers in a game, hitting 4-of-8 ... Thirteen of MSU's 14 first-half field goals were 3-pointers ... Purdue's .490 field-goal percentage was the second highest of the season for a Spartan opponent.



2013-14 BOX SCORES

SPARTANS

28

#20/20 Michigan 79
 #13/14 Michigan State 70
 Feb. 23, 2014 • Ann Arbor, Mich. • Crisler Center

| Michigan State | FG | 3FG | FT | O-D-R | PF | PTS | A | T | B | S | MIN |
|---------------------|--------------|-------------|-------------|----------------|-----------|-----------|-----------|----------|----------|----------|------------|
| Adreian Payne, c | 4-9 | 0-2 | 4-10 | 1-10 | 11 | 2 | 12 | 1 | 1 | 0 | 31 |
| Matt Costello, f | 2-2 | 0-0 | 1-1 | 2-0-2 | 4 | 5 | 0 | 2 | 0 | 0 | 10 |
| Keith Appling, g | 3-4 | 0-0 | 0-0 | 1-0-1 | 3 | 6 | 2 | 2 | 0 | 0 | 25 |
| Gary Harris, g | 7-17 | 4-13 | 3-3 | 0-1-1 | 1 | 21 | 4 | 3 | 0 | 1 | 39 |
| Denzel Valentine, g | 5-7 | 3-3 | 0-0 | 0-8-8 | 4 | 13 | 6 | 2 | 1 | 0 | 36 |
| Russell Byrd | 0-0 | 0-0 | 0-0 | 0-0-0 | 2 | 0 | 0 | 0 | 0 | 0 | 5 |
| Alvin Ellis III | 0-0 | 0-0 | 0-0 | 1-1-2 | 2 | 0 | 0 | 0 | 0 | 0 | 2 |
| Travis Trice | 2-4 | 2-3 | 0-0 | 0-1-1 | 2 | 6 | 0 | 1 | 1 | 0 | 27 |
| Kenny Kaminski | 1-3 | 0-2 | 1-1 | 2-0-2 | 2 | 3 | 0 | 1 | 0 | 0 | 13 |
| Gavin Schilling | 2-2 | 0-0 | 0-0 | 0-0-0 | 1 | 4 | 0 | 1 | 0 | 0 | 12 |
| Team | | | | 0-3-3 | | | | | | | |
| Totals | 26-48 | 9-23 | 9-15 | 7-24-31 | 23 | 70 | 13 | 3 | 2 | 1 | 200 |

| | | | |
|------------------|--------------------|--------------------|-------------|
| Total FG% | 1st: 13-22 (59.1%) | 2nd: 13-26 (50.0%) | Game: 54.2% |
| 3-Pt FG% | 1st: 5-11 (45.5%) | 2nd: 4-12 (33.3%) | Game: 39.1% |
| F Throw% | 1st: 5-7 (71.4%) | 2nd: 4-8 (50.0%) | Game: 60.0% |

| Michigan | FG | 3FG | FT | O-D-R | PF | PTS | A | T | B | S | MIN |
|-----------------------|--------------|-------------|--------------|----------------|-----------|-----------|-----------|----------|----------|----------|------------|
| Glenn Robinson III, f | 6-12 | 0-3 | 3-7 | 2-3-5 | 1 | 15 | 1 | 0 | 0 | 0 | 38 |
| Jordan Morgan, f | 1-2 | 0-0 | 2-2 | 0-2-2 | 4 | 4 | 0 | 0 | 0 | 0 | 22 |
| Derrick Walton Jr, g | 1-5 | 1-3 | 2-2 | 1-3-4 | 3 | 5 | 3 | 0 | 0 | 2 | 28 |
| Nik Stauskas, g | 9-13 | 3-5 | 4-6 | 0-3-3 | 0 | 25 | 5 | 2 | 0 | 0 | 37 |
| Caris LeVert, g | 7-15 | 3-5 | 6-8 | 0-3-3 | 2 | 23 | 3 | 0 | 0 | 1 | 39 |
| Spike Albrecht | 1-3 | 1-1 | 0-0 | 0-1-1 | 1 | 3 | 2 | 0 | 0 | 1 | 13 |
| Jon Horford | 1-1 | 0-0 | 0-0 | 1-2-3 | 5 | 2 | 1 | 0 | 0 | 0 | 16 |
| Zak Irvin | 1-3 | 0-2 | 0-0 | 0-0-0 | 2 | 2 | 0 | 0 | 0 | 1 | 7 |
| Team | | | | 3-0-3 | | | | | | | 1 |
| Totals | 27-54 | 8-19 | 17-25 | 7-17-24 | 18 | 79 | 15 | 3 | 0 | 5 | 200 |

| | | | |
|------------------|--------------------|--------------------|-------------|
| Total FG% | 1st: 13-27 (48.1%) | 2nd: 14-27 (51.9%) | Game: 50.0% |
| 3-Pt FG% | 1st: 4-9 (44.4%) | 2nd: 4-10 (40.0%) | Game: 42.1% |
| F Throw% | 1st: 4-8 (50.0%) | 2nd: 13-17 (76.5%) | Game: 68.0% |

Officials: Terry Wymer, Mike Eades, Gene Steratore
Attendance: 12,707 **Halftime Score:** 36-34, MSU

Key Moment: Gary Harris banked in a 3-pointer with 10:26 left in the game to take a 52-51 lead. Michigan answered with a 13-0 run in just three minutes to take a commanding 64-52 lead.

Notes: Michigan became the only team to shoot 50 percent (27-54) from the field in 2013-14 against MSU ... For the first time on the season, MSU lost when shooting better than 50 percent from the field (.542) ... MSU committed 13 turnovers, compared to just three for Michigan, resulting in a 14-0 edge in points off turnovers for the Wolverines ... Michigan State recorded a season-low one steal ... For the second time in four games, Denzel Valentine hit 3-of-3 3-pointers, matching his career high.

29

Illinois 53
 #18/18 Michigan State 46
 March 1, 2014 • East Lansing, Mich. • Breslin Center

| Michigan State | FG | 3FG | FT | O-D-R | PF | PTS | A | T | B | S | MIN |
|---------------------|--------------|-------------|-------------|-----------------|-----------|-----------|-----------|-----------|----------|----------|------------|
| Gavin Schilling, f | 3-4 | 0-0 | 1-2 | 2-1-3 | 1 | 7 | 0 | 1 | 0 | 0 | 15 |
| Adreian Payne, c | 2-5 | 0-1 | 0-1 | 3-4-7 | 0 | 4 | 2 | 4 | 0 | 0 | 25 |
| Keith Appling, g | 2-5 | 0-1 | 1-5 | 0-3-3 | 2 | 5 | 4 | 4 | 0 | 1 | 34 |
| Gary Harris, g | 7-16 | 5-10 | 0-0 | 1-4-5 | 3 | 19 | 1 | 0 | 1 | 4 | 35 |
| Denzel Valentine, g | 1-6 | 1-5 | 0-1 | 0-4-4 | 3 | 3 | 4 | 5 | 0 | 0 | 34 |
| Alvin Ellis III | 0-0 | 0-0 | 0-0 | 0-0-0 | 2 | 0 | 0 | 0 | 0 | 0 | 0+ |
| Matt Costello | 1-3 | 0-0 | 0-0 | 1-1-2 | 0 | 2 | 0 | 0 | 1 | 0 | 8 |
| Travis Trice | 0-1 | 0-1 | 0-0 | 0-1-1 | 0 | 0 | 1 | 0 | 1 | 0 | 20 |
| Branden Dawson | 2-6 | 0-0 | 2-2 | 4-3-7 | 2 | 6 | 0 | 2 | 1 | 2 | 25 |
| Kenny Kaminski | 0-0 | 0-0 | 0-0 | 1-0-1 | 0 | 0 | 0 | 0 | 0 | 0 | 4 |
| Team | | | | 0-0-0 | | | | | | | |
| Totals | 18-46 | 6-18 | 4-11 | 12-21-33 | 13 | 46 | 12 | 16 | 3 | 8 | 200 |

| | | | |
|------------------|--------------------|-------------------|-------------|
| Total FG% | 1st: 11-24 (45.8%) | 2nd: 7-22 (31.8%) | Game: 39.1% |
| 3-Pt FG% | 1st: 4-10 (40.0%) | 2nd: 2-8 (25.0%) | Game: 33.3% |
| F Throw% | 1st: 2-4 (50.0%) | 2nd: 2-7 (28.6%) | Game: 36.4% |

| Illinois | FG | 3FG | FT | O-D-R | PF | PTS | A | T | B | S | MIN |
|------------------|--------------|-------------|------------|----------------|-----------|-----------|-----------|-----------|----------|-----------|------------|
| Nnanna Ekwu, c | 2-4 | 0-0 | 0-0 | 2-2-4 | 5 | 4 | 0 | 2 | 3 | 0 | 29 |
| Tracy Abrams, g | 4-9 | 2-6 | 2-2 | 0-1-1 | 1 | 12 | 4 | 4 | 0 | 5 | 34 |
| Malcolm Hill, g | 4-5 | 2-2 | 0-1 | 2-3-5 | 1 | 10 | 2 | 0 | 0 | 1 | 21 |
| Rayvonte Rice, g | 4-9 | 1-3 | 1-4 | 0-5-5 | 4 | 10 | 1 | 2 | 0 | 5 | 32 |
| Kendrick Nunn, g | 3-9 | 2-4 | 0-0 | 1-5-6 | 1 | 8 | 4 | 3 | 0 | 0 | 34 |
| Jaylon Tate | 0-0 | 0-0 | 0-0 | 0-2-2 | 0 | 0 | 1 | 0 | 0 | 0 | 6 |
| Joseph Bertrand | 0-2 | 0-1 | 0-0 | 0-1-1 | 0 | 0 | 0 | 2 | 0 | 1 | 14 |
| Maverick Morgan | 1-1 | 0-0 | 0-0 | 0-1-1 | 2 | 2 | 0 | 1 | 0 | 0 | 7 |
| Austin Colbert | 0-0 | 0-0 | 0-0 | 0-0-0 | 0 | 0 | 0 | 0 | 0 | 0 | 1 |
| Jon Ekey | 3-5 | 1-2 | 0-0 | 0-1-1 | 2 | 7 | 0 | 0 | 1 | 2 | 22 |
| Team | | | | 1-0-1 | | | | | | | 1 |
| Totals | 21-44 | 8-18 | 3-7 | 6-21-27 | 16 | 53 | 12 | 15 | 4 | 14 | 200 |

| | | | |
|------------------|--------------------|-------------------|-------------|
| Total FG% | 1st: 12-22 (54.5%) | 2nd: 9-22 (40.9%) | Game: 47.7% |
| 3-Pt FG% | 1st: 4-8 (50.0%) | 2nd: 4-10 (40.0%) | Game: 44.4% |
| F Throw% | 1st: 0-0 (0.0%) | 2nd: 3-7 (42.9%) | Game: 42.9% |

Officials: Mike Kitts, Pat Driscoll, D.J. Carstensen
Attendance: 14,797 **Halftime Score:** 28-28

Key Moment: Gary Harris hit a 3-pointer to pull MSU within three points at 42-39 with 9:56 remaining. Harris then appeared to get a steal, but the officials ruled a shot-clock violation, negating a Harris fast-break layup. On its possession, MSU committed a turnover, and Illinois followed with five straight points pushing the lead back up to eight points.

Notes: Michigan State used its 15th different starting lineup, as Gavin Schilling started his first career game ... For the first time all season, just one Spartan (Gary Harris - 19 points) scored in double figures ... After missing nine games with a broken hand, Branden Dawson returned to action, totaling six points, seven rebounds and two steals in 25 minutes off the bench ... Illinois recorded 14 steals, a season high for a Spartan opponent, resulting in a 25-9 edge in points off turnovers for the Illini ... Michigan State scored a season-low 46 points ... Michigan State matched a season low with just four free throws.



2013-14 BOX SCORES



In addition to his family, Adreian Payne was joined by his friend Lacey Holsworth on Senior Night.



Keith Appling was all smiles on Senior Night.



Junior Travis Trice led the Spartans with a team-high 17 points against Iowa on Senior Night.

30

#22/22 Michigan State 86
#24/25 Iowa 76
March 6, 2014 • East Lansing, Mich. • Breslin Center

| Michigan State | FG | 3FG | FT | O-D-R | PF | PTS | A | T | B | S | MIN |
|---------------------|--------------|--------------|--------------|----------------|-----------|-----------|-----------|-----------|----------|----------|------------|
| Adreian Payne, f | 5-12 | 1-3 | 3-4 | 1-34 | 2 | 14 | 0 | 1 | 1 | 0 | 28 |
| Branden Dawson, f | 4-7 | 0-0 | 0-0 | 3-4-7 | 1 | 8 | 2 | 2 | 3 | 5 | 30 |
| Keith Appling, g | 4-7 | 2-3 | 2-4 | 0-3-3 | 4 | 12 | 3 | 2 | 0 | 1 | 25 |
| Gary Harris, g | 5-8 | 1-1 | 1-2 | 0-2-2 | 2 | 12 | 2 | 0 | 1 | 0 | 23 |
| Denzel Valentine, g | 4-5 | 1-2 | 4-6 | 1-5-6 | 2 | 13 | 9 | 2 | 0 | 1 | 35 |
| Russell Byrd | 0-0 | 0-0 | 0-0 | 0-0-0 | 2 | 0 | 0 | 0 | 0 | 0 | 4 |
| Alvin Ellis III | 0-0 | 0-0 | 0-0 | 0-0-0 | 1 | 0 | 0 | 1 | 1 | 1 | 6 |
| Matt Costello | 0-0 | 0-0 | 4-4 | 1-2-3 | 2 | 4 | 1 | 0 | 1 | 0 | 9 |
| Trevor Bohnhoff | 0-0 | 0-0 | 0-0 | 0-0-0 | 0 | 0 | 0 | 0 | 0 | 0 | 1 |
| Keenan Wetzel | 0-0 | 0-0 | 0-0 | 0-0-0 | 0 | 0 | 0 | 0 | 0 | 0 | 1 |
| Travis Trice | 4-5 | 3-4 | 6-6 | 0-1-1 | 2 | 17 | 3 | 5 | 0 | 1 | 26 |
| Kenny Kaminski | 2-3 | 2-3 | 0-0 | 0-0-0 | 1 | 6 | 0 | 0 | 0 | 0 | 8 |
| Gavin Schilling | 0-0 | 0-0 | 0-0 | 0-0-0 | 1 | 0 | 0 | 1 | 0 | 0 | 2 |
| Dan Chapman | 0-1 | 0-1 | 0-0 | 0-0-0 | 0 | 0 | 0 | 1 | 0 | 0 | 1 |
| Colby Wollenman | 0-0 | 0-0 | 0-0 | 0-0-0 | 0 | 0 | 0 | 0 | 0 | 0 | 1 |
| Team | | | | 2-1-3 | | | | | | | 1 |
| Totals | 28-48 | 10-17 | 20-26 | 8-21-29 | 20 | 86 | 20 | 16 | 7 | 9 | 200 |

| | | | |
|------------------|--------------------|--------------------|-------------|
| Total FG% | 1st: 14-26 (53.8%) | 2nd: 14-22 (63.6%) | Game: 58.3% |
| 3-Pt FG% | 1st: 5-8 (62.5%) | 2nd: 5-9 (55.6%) | Game: 58.8% |
| F Throw% | 1st: 6-8 (75.0%) | 2nd: 14-18 (77.8%) | Game: 76.9% |

| Iowa | FG | 3FG | FT | O-D-R | PF | PTS | A | T | B | S | MIN |
|-------------------|--------------|-------------|--------------|-----------------|-----------|-----------|-----------|-----------|----------|-----------|------------|
| Melsahn Basabe, f | 2-3 | 1-1 | 0-0 | 0-2-2 | 1 | 5 | 1 | 1 | 1 | 0 | 18 |
| Aaron White, f | 5-8 | 0-1 | 0-1 | 1-1-2 | 2 | 10 | 1 | 2 | 0 | 1 | 24 |
| Adam Woodbury, c | 2-6 | 0-0 | 0-0 | 2-1-3 | 3 | 4 | 0 | 1 | 0 | 3 | 18 |
| R. D. Marble, g | 9-17 | 2-6 | 4-4 | 0-2-2 | 3 | 24 | 5 | 1 | 0 | 0 | 33 |
| Mike Gesell, g | 2-5 | 1-2 | 2-2 | 0-0-0 | 1 | 7 | 2 | 4 | 0 | 1 | 22 |
| Gabriel Olaseni | 0-1 | 0-0 | 2-2 | 2-1-3 | 2 | 2 | 0 | 0 | 0 | 0 | 18 |
| Josh Oglesby | 2-6 | 2-6 | 2-2 | 0-1-1 | 2 | 8 | 2 | 1 | 0 | 1 | 23 |
| Peter Jok | 2-2 | 1-1 | 1-2 | 0-0-0 | 0 | 6 | 0 | 0 | 0 | 2 | 3 |
| Anthony Clemmons | 1-1 | 0-0 | 0-0 | 0-1-1 | 0 | 2 | 2 | 1 | 0 | 0 | 7 |
| Zach McCabe | 3-5 | 0-2 | 2-2 | 0-1-1 | 5 | 8 | 1 | 1 | 0 | 2 | 15 |
| Jarrold Uthoff | 0-6 | 0-1 | 0-0 | 2-1-3 | 1 | 0 | 1 | 1 | 0 | 0 | 15 |
| Darius Stokes | 0-0 | 0-0 | 0-0 | 0-0-0 | 0 | 0 | 0 | 0 | 0 | 0 | 3 |
| Kyle Meyer | 0-0 | 0-0 | 0-0 | 0-0-0 | 0 | 0 | 0 | 0 | 0 | 0 | 1 |
| Team | | | | 6-3-9 | | | | | | | 1 |
| Totals | 28-60 | 7-20 | 13-15 | 13-14-27 | 21 | 76 | 15 | 13 | 1 | 10 | 200 |

| | | | |
|------------------|--------------------|--------------------|-------------|
| Total FG% | 1st: 15-32 (46.9%) | 2nd: 13-28 (46.4%) | Game: 46.7% |
| 3-Pt FG% | 1st: 5-13 (38.5%) | 2nd: 2-7 (28.6%) | Game: 35.0% |
| F Throw% | 1st: 6-6 (100.0%) | 2nd: 7-9 (77.8%) | Game: 86.7% |

Officials: Gene Steratore, Bo Boroski, Mike Eades
Attendance: 14,797 **Halftime Score:** 41-39, Iowa

Key Moment: MSU had an eight-point lead cut to two points at 53:51 with 13:23 left. The Spartans responded with a 7-0 run to spark a 24-8 run over the next eight minutes to take control of the contest.

Notes: MSU recorded its 18th-straight home win against Iowa, and its eighth-straight win overall ... Seniors Keith Appling, Dan Chapman and Adreian Payne ended their careers with a 57-9 record at Breslin ... Denzel Valentine recorded a career-high nine assists ... Travis Trice scored 17 points, the most he'd ever scored against a Big Ten opponent ... Branden Dawson made his first appearance in the starting lineup since Jan. 21 against Indiana, as MSU improved to 14-1 with Dawson in the starting lineup ... Keith Appling hit 2-of-3 3-pointers, marking the first 3's he'd made since Jan. 28 vs. Iowa; his 12 points were his first double-figure effort since scoring 16 against the Hawkeyes in that game ... Dawson tied his career high with five steals and equaled his season high with three blocks ... MSU shot a season-best .588 from behind the arc.



2013-14 BOX SCORES

SPARTANS

31

Ohio State 69
 #22/22 Michigan State 67
 March 9, 2014 • Columbus, Ohio • Value City Arena

| Michigan State | FG | 3FG | FT | O-D-R | PF | PTS | A | T | B | S | MIN |
|---------------------|--------------------|--------------------|-------------|-----------------|-----------|-----------|-----------|-----------|----------|----------|------------|
| Adreian Payne, c | 9-19 | 3-6 | 2-3 | 1-7-8 | 2 | 23 | 3 | 5 | 2 | 0 | 34 |
| Keith Appling, g | 1-4 | 0-1 | 0-0 | 0-3-3 | 4 | 2 | 6 | 3 | 0 | 0 | 35 |
| Gary Harris, g | 3-9 | 2-4 | 4-4 | 3-2-5 | 4 | 12 | 4 | 2 | 0 | 1 | 36 |
| Branden Dawson, g | 2-6 | 0-0 | 2-2 | 3-2-5 | 3 | 6 | 1 | 1 | 0 | 0 | 19 |
| Denzel Valentine, g | 4-5 | 3-4 | 0-0 | 0-0-0 | 4 | 11 | 1 | 1 | 0 | 0 | 19 |
| Russell Byrd | 1-1 | 1-1 | 0-0 | 1-1-2 | 1 | 3 | 0 | 0 | 0 | 0 | 6 |
| Alvin Ellis III | 0-1 | 0-0 | 0-0 | 0-0-0 | 1 | 0 | 0 | 1 | 0 | 0 | 11 |
| Matt Costello | 1-2 | 0-0 | 0-0 | 0-2-2 | 2 | 2 | 0 | 1 | 2 | 0 | 10 |
| Travis Trice | 2-6 | 1-4 | 1-1 | 0-2-2 | 0 | 6 | 2 | 1 | 0 | 0 | 24 |
| Kenny Kaminski | 1-2 | 0-0 | 0-0 | 0-0-0 | 1 | 2 | 0 | 0 | 0 | 0 | 4 |
| Gavin Schilling | 0-0 | 0-0 | 0-0 | 0-1-1 | 0 | 0 | 0 | 0 | 0 | 0 | 2 |
| Team | | | | 2-1-3 | | | | | | | |
| Totals | 24-55 | 10-20 | 9-10 | 10-21-31 | 22 | 67 | 17 | 16 | 4 | 1 | 200 |
| Total FG% | 1st: 14-27 (51.9%) | 2nd: 10-28 (35.7%) | Game: 43.6% | | | | | | | | |
| 3-Pt FG% | 1st: 6-10 (60.0%) | 2nd: 4-10 (40.0%) | Game: 50.0% | | | | | | | | |
| FThrow% | 1st: 4-4 (100.0%) | 2nd: 5-6 (83.3%) | Game: 90.0% | | | | | | | | |

| Ohio State | FG | 3FG | FT | O-D-R | PF | PTS | A | T | B | S | MIN |
|----------------------|--------------------|--------------------|--------------|----------------|-----------|-----------|-----------|-----------|----------|-----------|------------|
| LaQuinton Ross, f | 9-15 | 1-2 | 3-6 | 3-2-5 | 3 | 22 | 1 | 3 | 0 | 0 | 35 |
| Sam Thompson, f | 2-5 | 1-3 | 4-8 | 0-0-0 | 0 | 9 | 0 | 0 | 1 | 2 | 24 |
| Amir Williams, c | 1-1 | 0-0 | 3-6 | 2-3-5 | 3 | 5 | 0 | 2 | 1 | 1 | 24 |
| Aaron Craft, g | 4-9 | 0-1 | 4-6 | 0-3-3 | 1 | 12 | 7 | 2 | 0 | 4 | 37 |
| Lenzelle Smith Jr, g | 3-10 | 1-2 | 2-2 | 1-7-8 | 0 | 9 | 4 | 0 | 0 | 1 | 35 |
| Marc Loving | 0-1 | 0-0 | 0-0 | 1-1-2 | 0 | 0 | 0 | 2 | 0 | 0 | 8 |
| Shannon Scott | 2-6 | 1-2 | 2-2 | 0-1-1 | 1 | 7 | 0 | 1 | 0 | 2 | 25 |
| Trey McDonald | 2-2 | 0-0 | 1-1 | 0-1-1 | 4 | 5 | 0 | 0 | 0 | 0 | 12 |
| Team | | | | 2-3-5 | | | | | | | |
| Totals | 23-49 | 4-10 | 19-31 | 9-21-30 | 12 | 69 | 12 | 10 | 2 | 10 | 200 |
| Total FG% | 1st: 13-29 (44.8%) | 2nd: 10-20 (50.0%) | Game: 46.9% | | | | | | | | |
| 3-Pt FG% | 1st: 1-6 (16.7%) | 2nd: 3-4 (75.0%) | Game: 40.0% | | | | | | | | |
| FThrow% | 1st: 9-11 (81.8%) | 2nd: 10-20 (50.0%) | Game: 61.3% | | | | | | | | |

Officials: Terry Wymer, Lamont Simpson, Ted Valentine
Attendance: 18,809 **Halftime Score:** 38-36, MSU

Key Moment: MSU led 65-60 with 6:56 remaining, following seven straight points from Adreian Payne as part of a 7-2 Spartan run. For the rest of the game, MSU was 1-6 from the field and committed five turnovers in the final 6:27.

Notes: MSU shot a season-best 90.0 percent from the foul line, but attempted just 10 free throws, compared to 31 attempts for Ohio State ... MSU held a 16-8 edge in fast-break points, but was out-scored 21-12 in points off turnovers ... The Buckeyes held a 19-11 rebounding edge in the first half, but the Spartans out-rebounded OSU, 20-11, in the second half, finishing with a 31-30 edge on the glass ... Ohio native Adreian Payne scored a game-high 23 points, finishing his career with averages of 15.0 points and 7.3 rebounds in four games in Value City Arena ... After shooting 57.9 percent from 3-point range in the first meeting of the season, the Spartans shot 50.0 percent from behind the arc, a feat no other team has accomplished this season against Ohio State ... Neither team held a lead greater than seven points throughout the contest.

32

#22/22 Michigan State 67
 Northwestern 51
 March 14, 2014 • Indianapolis, Ind. • Bankers Life Fieldhouse

| Michigan State | FG | 3FG | FT | O-D-R | PF | PTS | A | T | B | S | MIN |
|---------------------|--------------------|--------------------|-------------|-----------------|-----------|-----------|-----------|-----------|----------|----------|------------|
| Adreian Payne, f | 2-8 | 1-4 | 0-0 | 2-4-6 | 4 | 5 | 0 | 4 | 2 | 0 | 19 |
| Keith Appling, g | 3-4 | 0-0 | 0-0 | 0-1-1 | 0 | 6 | 2 | 3 | 0 | 1 | 24 |
| Gary Harris, g | 5-12 | 1-3 | 2-3 | 3-4-7 | 0 | 13 | 3 | 0 | 3 | 2 | 25 |
| Branden Dawson, f | 8-12 | 0-0 | 0-2 | 6-3-9 | 0 | 16 | 2 | 0 | 1 | 0 | 28 |
| Denzel Valentine, g | 2-7 | 1-4 | 2-3 | 0-6-6 | 1 | 7 | 4 | 1 | 1 | 1 | 29 |
| Russell Byrd | 0-1 | 0-1 | 0-0 | 0-0-0 | 0 | 0 | 0 | 0 | 0 | 0 | 8 |
| Alex Gauna | 0-0 | 0-0 | 0-0 | 0-1-1 | 0 | 0 | 0 | 0 | 0 | 0 | 1 |
| Alvin Ellis III | 0-2 | 0-0 | 0-0 | 0-0-0 | 1 | 0 | 0 | 1 | 0 | 0 | 8 |
| Matt Costello | 2-5 | 0-0 | 1-2 | 3-2-5 | 4 | 5 | 2 | 1 | 1 | 0 | 15 |
| Keenan Wetzel | 0-0 | 0-0 | 0-0 | 0-0-0 | 0 | 0 | 0 | 0 | 0 | 0 | 1 |
| Travis Trice | 3-7 | 3-5 | 0-0 | 1-0-1 | 0 | 9 | 1 | 0 | 0 | 0 | 24 |
| Kenny Kaminski | 2-2 | 2-2 | 0-0 | 0-1-1 | 1 | 6 | 0 | 0 | 0 | 0 | 12 |
| Gavin Schilling | 0-0 | 0-0 | 0-0 | 1-1-2 | 0 | 0 | 1 | 0 | 0 | 0 | 4 |
| Dan Chapman | 0-0 | 0-0 | 0-0 | 0-0-0 | 0 | 0 | 0 | 0 | 0 | 0 | 1 |
| Colby Wollenman | 0-0 | 0-0 | 0-0 | 0-0-0 | 0 | 0 | 0 | 0 | 0 | 0 | 1 |
| Team | | | | 0-1-1 | | | | | | | |
| Totals | 27-60 | 8-19 | 5-10 | 16-24-40 | 11 | 67 | 15 | 10 | 8 | 4 | 200 |
| Total FG% | 1st: 16-29 (55.2%) | 2nd: 11-31 (35.5%) | Game: 45.0% | | | | | | | | |
| 3-Pt FG% | 1st: 4-10 (40.0%) | 2nd: 4-9 (44.4%) | Game: 42.1% | | | | | | | | |
| FThrow% | 1st: 4-8 (50.0%) | 2nd: 1-2 (50.0%) | Game: 50.0% | | | | | | | | |

| Northwestern | FG | 3FG | FT | O-D-R | PF | PTS | A | T | B | S | MIN |
|--------------------|-------------------|--------------------|-------------|----------------|-----------|-----------|-----------|-----------|----------|----------|------------|
| Drew Crawford, f | 7-15 | 3-7 | 4-4 | 1-3-4 | 2 | 21 | 1 | 2 | 0 | 1 | 39 |
| Dave Sobolewski, g | 1-5 | 1-4 | 0-0 | 0-1-1 | 1 | 3 | 1 | 0 | 0 | 1 | 21 |
| Tre Demps, g | 3-9 | 1-3 | 0-0 | 0-7-7 | 2 | 7 | 5 | 3 | 0 | 0 | 40 |
| Alex Olah, c | 4-5 | 0-0 | 2-3 | 0-0-0 | 1 | 10 | 0 | 2 | 0 | 1 | 25 |
| Sanjay Lampkin, f | 2-5 | 1-2 | 0-1 | 1-2-3 | 3 | 5 | 1 | 1 | 0 | 0 | 32 |
| Kale Abrahamson | 1-3 | 1-2 | 0-0 | 0-1-1 | 2 | 3 | 1 | 1 | 0 | 0 | 21 |
| James Montgomery | 0-0 | 0-0 | 0-0 | 0-0-0 | 0 | 0 | 0 | 0 | 0 | 0 | 1 |
| Nathan Taphorn | 0-1 | 0-1 | 0-0 | 0-1-1 | 0 | 0 | 1 | 0 | 0 | 0 | 6 |
| Nikola Cerina | 1-4 | 0-0 | 0-0 | 2-2-4 | 3 | 2 | 1 | 2 | 1 | 0 | 15 |
| Team | | | | 1-2-3 | | | | | | | |
| Totals | 19-47 | 7-19 | 6-8 | 5-19-24 | 14 | 51 | 11 | 11 | 1 | 3 | 200 |
| Total FG% | 1st: 8-19 (42.1%) | 2nd: 11-28 (39.3%) | Game: 40.4% | | | | | | | | |
| 3-Pt FG% | 1st: 3-7 (42.9%) | 2nd: 4-12 (33.3%) | Game: 36.8% | | | | | | | | |
| FThrow% | 1st: 3-4 (75.0%) | 2nd: 3-4 (75.0%) | Game: 75.0% | | | | | | | | |

Officials: Bo Boroski, Gene Steratore, Larry Sciorotto
Attendance: 18,596 **Halftime Score:** 40-22, MSU

Key Moment: The score was tied at 10 with 12:35 left in the first half. Branden Dawson scored four straight points on an offensive rebound and a fast-break layup to spark a 12-2 run, as MSU outscored NU 30-12 for the rest of the half.

Notes: Adreian Payne blocked two shots to become the MSU career leader with 135 ... Branden Dawson scored 16 points, the most he'd scored since the Big Ten opener at Penn State on Dec. 31 ... MSU's 16-point margin of victory was its fifth largest in a Big Ten Tournament game ... MSU improved to 11-6 in the Big Ten Tournament quarterfinals, including 6-1 over the last seven years ... The Spartans out-rebounded Northwestern, 40-24, including a 20-to-5 edge in second-chance points and 13 offensive boards ... MSU turned 11 Wildcat turnovers into 21 Spartan points ... MSU held a 17-5 advantage in fast break points ... Gary Harris blocked a career-high three shots.



2013-14 BOX SCORES



Brandon Dawson led MSU with 16 points Northwestern in the Big Ten Tournament quarterfinals.



Keith Appling and the Spartans advanced to the Big Ten Tournament finals with a win over Wisconsin.

33

#22/22 Michigan State 83
 #12/13 Wisconsin 75
 March 15, 2014 • Indianapolis, Ind. • Bankers Life Fieldhouse

| Michigan State | FG | 3FG | FT | O-D-R | PF | PTS | A | T | B | S | MIN |
|---------------------|--------------|-------------|--------------|----------------|-----------|-----------|-----------|----------|----------|----------|------------|
| Adreian Payne, f | 7-10 | 2-2 | 2-3 | 2-24 | 4 | 18 | 0 | 2 | 1 | 1 | 17 |
| Keith Appling, g | 4-10 | 0-2 | 2-5 | 0-1-1 | 3 | 10 | 6 | 1 | 0 | 2 | 37 |
| Gary Harris, g | 3-7 | 1-2 | 5-6 | 0-1-1 | 3 | 12 | 2 | 2 | 0 | 1 | 26 |
| Brandon Dawson, f | 6-8 | 0-0 | 2-3 | 2-5-7 | 1 | 14 | 0 | 0 | 1 | 1 | 26 |
| Denzel Valentine, g | 4-7 | 3-5 | 1-4 | 1-6-7 | 2 | 12 | 3 | 1 | 0 | 0 | 38 |
| Alvin Ellis III | 0-0 | 0-0 | 0-0 | 0-0-0 | 0 | 0 | 0 | 0 | 0 | 0 | 4 |
| Mat Costello | 1-1 | 0-0 | 0-0 | 1-1-2 | 3 | 2 | 0 | 0 | 1 | 0 | 13 |
| Travis Trice | 3-7 | 0-1 | 5-5 | 1-1-2 | 1 | 11 | 4 | 0 | 1 | 1 | 19 |
| Kenny Kaminski | 1-1 | 1-1 | 1-2 | 1-1-2 | 1 | 4 | 0 | 1 | 0 | 0 | 12 |
| Gavin Schilling | 0-0 | 0-0 | 0-0 | 1-0-1 | 4 | 0 | 0 | 1 | 0 | 0 | 8 |
| Team | | | | | | 0-5-5 | | | | | |
| Totals | 29-51 | 7-13 | 18-28 | 9-23-32 | 22 | 83 | 15 | 8 | 4 | 6 | 200 |

| | | | |
|------------------|--------------------|--------------------|-------------|
| Total FG% | 1st: 17-26 (65.4%) | 2nd: 12-25 (48.0%) | Game: 56.9% |
| 3-Pt FG% | 1st: 4-8 (50.0%) | 2nd: 3-5 (60.0%) | Game: 53.8% |
| F Throw% | 1st: 5-7 (71.4%) | 2nd: 13-21 (61.9%) | Game: 64.3% |

| Wisconsin | FG | 3FG | FT | O-D-R | PF | PTS | A | T | B | S | MIN |
|--------------------|--------------|-------------|--------------|----------------|-----------|-----------|-----------|----------|----------|----------|------------|
| Ben Brust, g | 3-7 | 3-5 | 2-2 | 1-2-3 | 2 | 11 | 1 | 0 | 0 | 0 | 31 |
| Traevon Jackson, g | 2-4 | 1-2 | 5-6 | 0-4-4 | 3 | 10 | 5 | 1 | 0 | 0 | 36 |
| Sam Dekker, f | 5-10 | 1-3 | 0-0 | 1-6-7 | 1 | 11 | 0 | 2 | 1 | 0 | 30 |
| Josh Gasser, g | 2-4 | 0-1 | 5-7 | 0-2-2 | 4 | 9 | 1 | 1 | 0 | 1 | 34 |
| Frank Kaminsky, f | 9-16 | 2-5 | 8-8 | 1-1-2 | 5 | 28 | 1 | 1 | 1 | 0 | 30 |
| Nigel Hayes | 0-5 | 0-0 | 2-5 | 0-1-1 | 3 | 2 | 1 | 0 | 0 | 1 | 14 |
| Duje Dukan | 1-1 | 0-0 | 1-1 | 0-0-0 | 0 | 3 | 0 | 0 | 0 | 0 | 4 |
| Bronson Koenig | 0-3 | 0-2 | 1-2 | 2-2-4 | 0 | 1 | 4 | 1 | 0 | 0 | 21 |
| Team | | | | | | 4-1-5 | | | | | |
| Totals | 22-50 | 7-18 | 24-31 | 9-19-28 | 18 | 75 | 13 | 6 | 2 | 2 | 200 |

| | | | |
|------------------|-------------------|--------------------|-------------|
| Total FG% | 1st: 7-25 (28.0%) | 2nd: 15-25 (60.0%) | Game: 44.0% |
| 3-Pt FG% | 1st: 3-10 (30.0%) | 2nd: 4-8 (50.0%) | Game: 38.9% |
| F Throw% | 1st: 9-13 (69.2%) | 2nd: 15-18 (83.3%) | Game: 77.4% |

Officials: Terry Wymer, Gene Steratore, Bo Boroski
Attendance: 18,626 **Halftime Score:** MSU, 43-26

Key Moment: Leading 21-15 midway through the first half, MSU went on a 16-1 run over the next five minutes to take a commanding 37-16 lead.

Notes: MSU played its seventh game against Wisconsin in Big Ten Tournament history, the most against any opponent, improving to 4-3 against the Badgers ... MSU's 83 points were its third-most ever in the Big Ten Tournament, and the most in the semifinals or later ... MSU had six players score in double figures for just the second time this season, and its first time ever in Big Ten Tournament play ... Adreian Payne led MSU with 18 points, despite playing just 17 minutes due to foul trouble ... MSU held decisive advantages in bench scoring (17-6), second-chance points (14-6), and fast-break points (15-6) ... Brandon Dawson and Keith Appling combined for 24 points, after both missed the regular-season meeting at Wisconsin due to injury ... MSU improved to 4-7 in the semifinals of the Big Ten Tournament, including 4-2 against Wisconsin.



2013-14 BOX SCORES

SPARTANS

34

#22/22 Michigan State 69
 #1-8/9 Michigan 55
 March 16, 2014 • Indianapolis, Ind. • Bankers Life Fieldhouse

| Michigan State | FG | 3FG | FT | O-D-R | PF | PTS | A | TO | B | S | MIN |
|---------------------|--------------|-------------|--------------|-----------------|-----------|-----------|-----------|-----------|----------|----------|------------|
| Adreian Payne, f | 6-13 | 1-4 | 5-5 | 1-8-9 | 1 | 18 | 1 | 2 | 1 | 0 | 29 |
| Keith Appling, g | 3-7 | 0-3 | 1-2 | 1-2-3 | 3 | 7 | 3 | 1 | 1 | 2 | 37 |
| Gary Harris, g | 7-13 | 1-5 | 0-0 | 2-0-2 | 0 | 15 | 2 | 0 | 1 | 3 | 30 |
| Branden Dawson, f | 7-8 | 0-0 | 1-1 | 1-5-6 | 3 | 15 | 1 | 0 | 1 | 0 | 24 |
| Denzel Valentine, g | 0-2 | 0-2 | 3-4 | 0-4-4 | 4 | 3 | 3 | 0 | 0 | 0 | 21 |
| Russell Byrd | 0-0 | 0-0 | 0-0 | 0-0-0 | 0 | 0 | 0 | 1 | 0 | 0 | 4 |
| Alex Gauna | 0-0 | 0-0 | 0-0 | 0-0-0 | 0 | 0 | 0 | 0 | 0 | 0 | 1 |
| Alvin Ellis III | 1-1 | 0-0 | 0-0 | 1-0-1 | 5 | 2 | 0 | 2 | 0 | 0 | 8 |
| Matt Costello | 0-1 | 0-0 | 0-0 | 2-1-3 | 1 | 0 | 0 | 2 | 0 | 0 | 5 |
| Keenan Wetzel | 0-0 | 0-0 | 0-0 | 0-1-1 | 0 | 0 | 0 | 0 | 0 | 0 | 1 |
| Travis Trice | 2-7 | 0-3 | 2-2 | 0-3-3 | 1 | 6 | 4 | 0 | 0 | 2 | 21 |
| Kenny Kaminski | 1-1 | 0-0 | 0-0 | 1-0-1 | 0 | 2 | 0 | 0 | 0 | 0 | 12 |
| Gavin Schilling | 0-1 | 0-0 | 0-0 | 0-0-0 | 0 | 0 | 0 | 0 | 0 | 0 | 5 |
| Dan Chapman | 0-0 | 0-0 | 0-0 | 0-0-0 | 0 | 0 | 0 | 0 | 0 | 0 | 1 |
| Colby Wollenman | 0-0 | 0-0 | 0-0 | 0-0-0 | 0 | 0 | 0 | 0 | 0 | 0 | 1 |
| Team | | | | 1-0-1 | | | | | | | |
| Totals | 27-54 | 2-17 | 13-16 | 14-24-38 | 19 | 69 | 14 | 10 | 6 | 7 | 200 |

| | | | |
|------------------|--------------------|--------------------|-------------|
| Total FG% | 1st: 15-31 (48.4%) | 2nd: 12-23 (52.2%) | Game: 50.0% |
| 3-Pt FG% | 1st: 1-9 (11.1%) | 2nd: 1-8 (12.5%) | Game: 11.8% |
| F Throw% | 1st: 7-8 (87.5%) | 2nd: 6-8 (75.0%) | Game: 81.3% |

| Michigan | FG | 3FG | FT | O-D-R | PF | PTS | A | TO | B | S | MIN |
|-----------------------|--------------|-------------|--------------|--------------|-----------|-----------|----------|----------|----------|----------|------------|
| Glenn Robinson III, f | 2-8 | 0-3 | 2-2 | 1-2-3 | 2 | 6 | 0 | 0 | 0 | 1 | 31 |
| Derrick Walton Jr., g | 3-6 | 1-4 | 4-5 | 1-3-4 | 3 | 11 | 1 | 0 | 1 | 0 | 30 |
| Nik Stauskas, g | 4-14 | 3-5 | 6-6 | 1-1-2 | 1 | 17 | 1 | 3 | 0 | 0 | 39 |
| Caris LaVert, g | 2-10 | 0-4 | 3-3 | 0-1-1 | 0 | 7 | 4 | 3 | 0 | 1 | 34 |
| Jordan Morgan, c | 4-6 | 0-0 | 0-0 | 4-2-6 | 4 | 8 | 0 | 2 | 0 | 0 | 20 |
| Spike Albrecht | 0-1 | 0-0 | 0-0 | 0-1-1 | 0 | 0 | 1 | 0 | 0 | 1 | 11 |
| Andrew Dakich | 0-0 | 0-0 | 0-0 | 0-1-1 | 0 | 0 | 0 | 0 | 0 | 0 | 1 |
| Jon Horford | 0-2 | 0-0 | 0-0 | 1-1-2 | 4 | 0 | 0 | 1 | 1 | 0 | 5 |
| Sean Lonergan | 0-0 | 0-0 | 0-0 | 0-0-0 | 0 | 0 | 0 | 0 | 0 | 0 | 1 |
| Zak Irvin | 2-5 | 2-5 | 0-0 | 0-1-1 | 0 | 6 | 0 | 0 | 0 | 0 | 15 |
| Max Bielfeldt | 0-2 | 0-2 | 0-0 | 2-0-2 | 0 | 0 | 0 | 0 | 1 | 0 | 13 |
| Team | | | | 3-2-5 | 1 | | | | | | |
| Totals | 17-54 | 6-23 | 15-16 | 13-15 | 28 | 55 | 7 | 9 | 3 | 3 | 200 |

| | | | |
|------------------|--------------------|--------------------|-------------|
| Total FG% | 1st: 7-22 (31.8%) | 2nd: 10-32 (31.3%) | Game: 31.5% |
| 3-Pt FG% | 1st: 4-14 (28.6%) | 2nd: 2-9 (22.2%) | Game: 26.1% |
| F Throw% | 1st: 11-12 (91.7%) | 2nd: 4-4 (100%) | Game: 93.8% |

Officials: Mike Kitts, Terry Wymer, Gene Statorre
Attendance: 18,582 **Halftime Score:** 38-29, MSU

Key Moment: Michigan held an early 9-4 lead, but MSU responded with a 12-0 run and never led by fewer than four points the rest of the game.

Notes: MSU held an 18-2 edge in points off turnovers. In the previous meeting, the Wolverines held a 14-0 edge ... MSU held a dominating 38-20 edge in points in the paint ... MSU's defense held UM to its second-lowest point total and its second-lowest shooting percentage of the season, after allowing the Wolverines to shoot 50 percent in each of the first two meetings ... MSU improved to 4-0 in the championship game of the Big Ten Tournament ... Branden Dawson was named Most Outstanding Player, while Gary Harris and Adreian Payne were both selected to the All-Tournament Team ... Dawson totaled 15 points and six rebounds after missing the first two meetings due to injury ... MSU shot just 2-of-17 from behind the arc, but made 25-of-37 2-point shot attempts ... The Spartans held a 16-3 edge in fast break points ... MSU won the first-ever neutral site meeting between the two teams, as it was the first game the teams have played in the Big Ten Tournament.



Branden Dawson's second-half steal and dunk provided an exclamation point on MSU's Big Ten Tournament championship, while helping Dawson as the Most Outstanding Player.



2013-14 BOX SCORES

35

#11/13 Michigan State 93
 Delaware 78
 March 20, 2014 • Spokane, Wash. • Veterans Memorial Arena

| Michigan State | FG | 3FG | FT | O-D-R | PF | PTS | A | T | B | S | MIN |
|---------------------|--------------|--------------|--------------|-----------------|-----------|-----------|-----------|----------|----------|----------|------------|
| Adreian Payne, f | 10-15 | 4-5 | 17-17 | 0-8-8 | 3 | 41 | 0 | 2 | 1 | 0 | 24 |
| Branden Dawson, f | 4-7 | 0-0 | 2-2 | 2-6-8 | 2 | 10 | 4 | 1 | 0 | 2 | 30 |
| Keith Appling, g | 2-4 | 0-1 | 0-0 | 0-2-2 | 3 | 4 | 5 | 2 | 0 | 1 | 32 |
| Gary Harris, g | 4-9 | 2-5 | 0-0 | 0-4-4 | 5 | 10 | 0 | 1 | 0 | 0 | 25 |
| Denzel Valentine, g | 1-4 | 1-2 | 0-0 | 1-3-4 | 4 | 3 | 1 | 2 | 0 | 0 | 17 |
| Russell Byrd | 0-0 | 0-0 | 0-0 | 0-1-1 | 1 | 0 | 0 | 2 | 0 | 0 | 7 |
| Alex Gauna | 0-0 | 0-0 | 0-0 | 0-1-1 | 1 | 0 | 0 | 0 | 0 | 0 | 4 |
| Alvin Ellis III | 0-1 | 0-0 | 0-0 | 0-0-0 | 2 | 0 | 3 | 0 | 0 | 0 | 13 |
| Matt Costello | 2-6 | 0-0 | 0-1 | 4-1-5 | 3 | 4 | 1 | 0 | 1 | 0 | 9 |
| Keenan Wetzel | 0-1 | 0-1 | 0-0 | 0-0-0 | 0 | 0 | 0 | 0 | 0 | 0 | 1 |
| Travis Trice | 7-8 | 3-4 | 2-3 | 1-2-3 | 1 | 19 | 1 | 3 | 0 | 0 | 23 |
| Kenny Kaminski | 0-1 | 0-1 | 0-0 | 1-1-2 | 0 | 0 | 1 | 0 | 0 | 1 | 9 |
| Gavin Schilling | 0-0 | 0-0 | 0-0 | 0-0-0 | 2 | 0 | 0 | 1 | 0 | 0 | 4 |
| Dan Chapman | 0-0 | 0-0 | 0-0 | 0-0-0 | 0 | 0 | 0 | 0 | 0 | 0 | 1 |
| Colby Wollenman | 0-0 | 0-0 | 2-2 | 0-0-0 | 0 | 2 | 0 | 0 | 0 | 0 | 1 |
| Team | | | | 1-3-4 | | | | | | | |
| Totals | 30-56 | 10-19 | 23-25 | 10-32-42 | 27 | 93 | 16 | 4 | 2 | 4 | 200 |

| | | | |
|------------------|--------------------|--------------------|-------------|
| Total FG% | 1st: 14-26 (53.8%) | 2nd: 16-30 (53.3%) | Game: 53.6% |
| 3-Pt FG% | 1st: 8-13 (61.5%) | 2nd: 2-6 (33.3%) | Game: 52.6% |
| F Throw% | 1st: 8-9 (88.9%) | 2nd: 15-16 (93.8%) | Game: 92.0% |

| Delaware | FG | 3FG | FT | O-D-R | PF | PTS | A | T | B | S | MIN |
|-------------------|--------------|-------------|--------------|----------------|-----------|-----------|----------|----------|----------|----------|------------|
| Carl Baptiste, f | 2-5 | 0-0 | 2-2 | 2-3-5 | 5 | 6 | 0 | 4 | 1 | 0 | 24 |
| Davon Usher, g | 6-13 | 3-7 | 5-7 | 0-5-5 | 3 | 20 | 1 | 2 | 0 | 1 | 38 |
| Jarvis Thraett, g | 2-9 | 1-1 | 9-12 | 2-4-6 | 2 | 14 | 2 | 0 | 0 | 1 | 37 |
| Devon Saddler, g | 7-15 | 4-5 | 3-5 | 1-2-3 | 0 | 21 | 4 | 1 | 0 | 1 | 38 |
| Kyle Anderson, g | 1-10 | 0-6 | 7-7 | 1-0-1 | 1 | 9 | 0 | 0 | 0 | 0 | 33 |
| Tom Allshouse | 0-0 | 0-0 | 0-0 | 0-0-0 | 0 | 0 | 0 | 0 | 0 | 0 | 1 |
| Barnett Harris | 0-0 | 0-0 | 1-2 | 0-0-0 | 3 | 1 | 0 | 0 | 0 | 1 | 3 |
| Devonne Pinkard | 0-0 | 0-0 | 0-0 | 0-0-0 | 0 | 0 | 0 | 0 | 0 | 0 | 4 |
| Maurice Jeffers | 0-0 | 0-0 | 0-0 | 0-0-0 | 1 | 0 | 0 | 0 | 0 | 0 | 4 |
| Marvin King-Davis | 2-2 | 0-0 | 2-2 | 0-0-0 | 3 | 6 | 0 | 0 | 0 | 0 | 9 |
| Cazmon Hayes | 0-0 | 0-0 | 0-0 | 0-0-0 | 0 | 0 | 0 | 1 | 0 | 0 | 6 |
| Sean Locke | 0-1 | 0-1 | 1-2 | 0-0-0 | 0 | 1 | 0 | 0 | 0 | 0 | 1 |
| Dylan Miller | 0-0 | 0-0 | 0-0 | 0-0-0 | 0 | 0 | 0 | 0 | 0 | 0 | 1 |
| Tommy Williams | 0-0 | 0-0 | 0-0 | 0-0-0 | 1 | 0 | 0 | 0 | 0 | 0 | 1 |
| Team | | | | 1-3-4 | | | | | | | |
| Totals | 20-55 | 8-20 | 30-39 | 7-17-24 | 19 | 78 | 7 | 8 | 1 | 4 | 200 |

| | | | |
|------------------|--------------------|--------------------|-------------|
| Total FG% | 1st: 11-30 (36.7%) | 2nd: 9-25 (36.0%) | Game: 36.4% |
| 3-Pt FG% | 1st: 5-11 (45.5%) | 2nd: 3-9 (33.3%) | Game: 40.0% |
| F Throw% | 1st: 6-9 (66.7%) | 2nd: 24-30 (80.0%) | Game: 76.9% |

Officials: Ray Natili, Keith Kimble, Bret Smith
Attendance: 10,862 **Halftime Score:** 44-33, MSU

Key Moment: MSU led 24-18 midway through the first half. Adreian Payne then went on a personal 12-0 run, with three 3-pointers and a three-point play to give MSU a 36-18 lead. In fact, Payne would score 17 straight points for MSU.

Notes: MSU improved to 18-6 in the round of 64, including 13-4 under Tom Izzo ... Adreian Payne's career-high 41 points were an MSU NCAA Tournament record, breaking the previous mark held by Greg Kelsner (34 vs. Notre Dame, 1979) ... The 41 points were the most by a Spartan in the Tom Izzo era, and the most since Shawn Respert scored 43 points on Feb. 23, 1994 ... Payne set an NCAA Tournament record for most free throws made without a miss (17-of-17), tying the second-most makes without a miss in MSU history ... Payne surpassed Earvin "Magic" Johnson (14-of-15) for the most free throws made and attempted by a Spartan in an NCAA Tournament game ... MSU shot a season-high 92.0 percent (23-of-25) from the foul line ... Travis Trice scored a season-high 19 points ... MSU's 93 points were the fourth-most ever scored by the Spartans in an NCAA Tournament game.



Adreian Payne's 41 points were the most ever by a Spartan in the Tom Izzo era and in the NCAA Tournament.



Travis Trice was also impressive with a career-high 19 points against the Blue Hens.

2013-14 BOX SCORES

SPARTANS



Branden Dawson was an impressive 12-of-15 from the field in a career-high 26 point effort against Harvard.



Gary Harris scored 14 of his 18 points against Harvard after halftime, including seven after the Crimson took a 62-60 lead.

| | |
|---|----|
| #11/13 Michigan State | 80 |
| Harvard | 73 |
| March 22, 2014 • Spokane, Wash. • Veterans Memorial Arena | |

| Michigan State | FG | 3FG | FT | O-D-R | PF | PTS | A | TO | B | S | MIN |
|---------------------|--------------|-------------|--------------|-----------------|-----------|-----------|-----------|-----------|----------|----------|------------|
| Adreian Payne, f | 4-10 | 1-3 | 3-4 | 1-3-4 | 4 | 12 | 0 | 2 | 0 | 0 | 30 |
| Keith Appling, g | 0-2 | 0-0 | 2-2 | 0-1-1 | 4 | 2 | 3 | 2 | 0 | 1 | 22 |
| Gary Harris, g | 5-11 | 2-6 | 6-6 | 1-1-2 | 3 | 18 | 5 | 4 | 0 | 3 | 38 |
| Branden Dawson, g | 12-15 | 0-1 | 2-2 | 3-6-9 | 1 | 26 | 1 | 1 | 0 | 1 | 31 |
| Denzel Valentine, g | 2-7 | 1-4 | 1-2 | 2-5-7 | 3 | 6 | 6 | 1 | 0 | 1 | 32 |
| Alvin Ellis III | 1-3 | 0-1 | 0-0 | 1-0-1 | 1 | 2 | 0 | 0 | 0 | 0 | 4 |
| Matt Costello | 0-0 | 0-0 | 3-6 | 0-2-2 | 0 | 3 | 0 | 1 | 1 | 1 | 7 |
| Travis Trice | 2-6 | 1-3 | 0-0 | 1-1-2 | 3 | 5 | 2 | 0 | 0 | 1 | 24 |
| Kenny Kaminski | 2-3 | 2-3 | 0-0 | 0-2-2 | 1 | 6 | 0 | 0 | 0 | 1 | 9 |
| Gavin Schilling | 0-0 | 0-0 | 0-0 | 0-0-0 | 0 | 0 | 0 | 0 | 0 | 0 | 3 |
| Team | | | | 1-3-4 | | | | | | | |
| Totals | 28-57 | 7-21 | 17-22 | 10-24-34 | 20 | 80 | 17 | 11 | 1 | 9 | 200 |

| | | | |
|------------------|--------------------|--------------------|-------------|
| Total FG% | 1st: 19-35 (54.3%) | 2nd: 9-22 (40.9%) | Game: 49.1% |
| 3-Pt FG% | 1st: 3-12 (25.0%) | 2nd: 4-9 (44.4%) | Game: 33.3% |
| F Throw% | 1st: 4-6 (66.7%) | 2nd: 13-16 (81.3%) | Game: 77.3% |

| Harvard | FG | 3FG | FT | O-D-R | PF | PTS | A | TO | B | S | MIN |
|---------------------|--------------|-------------|--------------|----------------|-----------|-----------|----------|-----------|----------|----------|------------|
| S. Moundou-Missi, f | 5-11 | 0-0 | 1-2 | 3-7-10 | 3 | 11 | 1 | 1 | 2 | 0 | 31 |
| Kyle Casey, f | 1-5 | 0-0 | 1-3 | 1-4-5 | 2 | 3 | 0 | 4 | 1 | 0 | 13 |
| Laurent Rivard, g | 2-5 | 2-4 | 1-2 | 0-0-0 | 2 | 7 | 0 | 0 | 0 | 0 | 36 |
| Siyani Chambers, g | 2-7 | 1-5 | 5-6 | 0-4-4 | 2 | 10 | 4 | 3 | 0 | 0 | 38 |
| Wesley Saunders, g | 6-14 | 0-1 | 10-10 | 1-2-3 | 2 | 22 | 2 | 3 | 0 | 3 | 38 |
| Brandyn Curry | 4-7 | 3-6 | 1-2 | 2-4-6 | 3 | 12 | 1 | 0 | 0 | 1 | 31 |
| Jonah Travis | 2-3 | 0-0 | 4-5 | 1-1-2 | 3 | 8 | 0 | 0 | 0 | 0 | 8 |
| Evan Cummins | 0-1 | 0-0 | 0-0 | 0-1-1 | 0 | 0 | 0 | 0 | 0 | 0 | 5 |
| Team | | | | 0-1-1 | | | | | | | |
| Totals | 22-53 | 6-17 | 23-30 | 8-24-32 | 17 | 73 | 8 | 11 | 3 | 4 | 200 |

| | | | |
|------------------|--------------------|--------------------|-------------|
| Total FG% | 1st: 10-23 (43.5%) | 2nd: 12-30 (40.0%) | Game: 41.5% |
| 3-Pt FG% | 1st: 2-7 (28.6%) | 2nd: 4-10 (40.0%) | Game: 35.3% |
| F Throw% | 1st: 11-14 (78.6%) | 2nd: 12-16 (75.0%) | Game: 76.7% |

Officials: Randy McCall, Doug Shows, Keith Kimble
Attendance: 11,623 **Halftime Score:** 45-33, MSU

Key Moment: Harvard had rallied from a 16-point second-half deficit to take a 62-60 lead with 7:12 left. On MSU's next possession, Travis Trice hit a 3-pointer to reclaim the Spartan lead at 63-62. Following two Adreian Payne free throws, Gary Harris hit a 3-pointer to cap an 8-0 Spartan run and give MSU a 68-62 lead.

Notes: MSU improved to 14-4 in the round of 32 since 1995, including 12-1 under Tom Izzo ... The Spartans won their sixth-straight round of 32 contest ... Branden Dawson scored a career-high 26 points, hitting 12-of-15 shots from the field. He had matched his career high by halftime with 20 points at the break ... Gary Harris scored 14 of his 18 points after halftime, including seven in the final 5:38 after Harvard took a 62-60 lead ... Michigan State committed just one turnover in the first half, but 10 in the second half ... MSU improved to 4-0 all-time in the NCAA Tournament in Spokane ... MSU and Harvard met for the first time since 1949.

2013-14 BOX SCORES

37

#11/13 Michigan State 61
 #3/4 Virginia 59
 March 28, 2014 • New York, N.Y. • Madison Square Garden

| Michigan State | FG | 3FG | FT | O-D-R | PF | PTS | A | T | B | S | MIN |
|---------------------|--------------|-------------|--------------|----------------|-----------|-----------|-----------|-----------|----------|----------|------------|
| Adreian Payne, f | 5-12 | 2-5 | 4-4 | 1-5-6 | 2 | 16 | 2 | 1 | 2 | 1 | 32 |
| Brandon Dawson, f | 9-16 | 0-0 | 6-8 | 3-7-10 | 0 | 24 | 1 | 0 | 0 | 1 | 34 |
| Keith Appling, g | 1-3 | 0-1 | 0-1 | 1-2-3 | 4 | 2 | 2 | 1 | 0 | 0 | 29 |
| Gary Harris, g | 2-5 | 0-2 | 2-3 | 1-1-2 | 4 | 6 | 3 | 1 | 1 | 0 | 29 |
| Denzel Valentine, g | 1-4 | 1-2 | 0-0 | 0-5-5 | 2 | 3 | 3 | 2 | 0 | 1 | 35 |
| Alvin Ellis III | 0-0 | 0-0 | 0-0 | 0-0-0 | 0 | 0 | 0 | 1 | 0 | 0 | 2 |
| Matt Costello | 1-1 | 0-0 | 0-0 | 0-1-1 | 3 | 2 | 0 | 2 | 1 | 0 | 4 |
| Travis Trice | 1-4 | 1-3 | 2-2 | 0-1-1 | 0 | 5 | 1 | 1 | 0 | 2 | 25 |
| Kenny Kaminski | 1-2 | 1-1 | 0-0 | 0-1-1 | 1 | 3 | 1 | 0 | 0 | 0 | 6 |
| Gavin Schilling | 0-0 | 0-0 | 0-0 | 0-0-0 | 0 | 0 | 0 | 0 | 0 | 0 | 4 |
| Team | | | | 1-2-3 | | | | | 1 | | |
| Totals | 21-47 | 5-14 | 14-18 | 7-25-32 | 16 | 61 | 13 | 10 | 4 | 5 | 200 |

| | | | |
|------------------|--------------------|--------------------|-------------|
| Total FG% | 1st: 11-23 (47.8%) | 2nd: 10-24 (41.7%) | Game: 44.7% |
| 3-Pt FG% | 1st: 3-8 (37.5%) | 2nd: 2-6 (33.3%) | Game: 35.7% |
| FThrow% | 1st: 6-7 (85.7%) | 2nd: 8-11 (72.7%) | Game: 77.8% |

| Virginia | FG | 3FG | FT | O-D-R | PF | PTS | A | T | B | S | MIN |
|------------------|--------------|-------------|--------------|-----------------|-----------|-----------|-----------|----------|----------|----------|------------|
| Mike Tobey, f | 2-4 | 0-0 | 0-0 | 0-1-1 | 3 | 4 | 0 | 0 | 0 | 0 | 10 |
| Akil Mitchell, f | 2-7 | 0-0 | 0-0 | 3-3-6 | 2 | 4 | 0 | 0 | 2 | 0 | 28 |
| Joe Harris, g | 6-14 | 2-7 | 3-5 | 0-3-3 | 3 | 17 | 3 | 1 | 0 | 1 | 32 |
| M. Brogdon, g | 4-14 | 2-4 | 7-8 | 1-4-5 | 1 | 17 | 3 | 1 | 0 | 3 | 36 |
| L. Purrantes, g | 2-6 | 1-3 | 2-2 | 0-2-2 | 1 | 7 | 4 | 2 | 0 | 1 | 36 |
| Justin Anderson | 1-4 | 1-4 | 0-0 | 0-3-3 | 3 | 3 | 0 | 0 | 1 | 0 | 21 |
| Teven Jones | 0-0 | 0-0 | 0-0 | 0-0-0 | 1 | 0 | 0 | 0 | 0 | 0 | 0+ |
| Evan Nolte | 1-2 | 0-0 | 0-0 | 2-3-5 | 0 | 2 | 0 | 1 | 0 | 0 | 15 |
| Anthony Gill | 1-5 | 0-0 | 1-2 | 0-1-1 | 2 | 3 | 0 | 1 | 1 | 0 | 19 |
| Darion Atkins | 1-1 | 0-0 | 0-0 | 2-1-3 | 0 | 2 | 0 | 0 | 0 | 0 | 3 |
| Team | | | | 6-0-6 | | | | | | | |
| Totals | 20-57 | 6-18 | 13-17 | 14-21-35 | 16 | 59 | 10 | 6 | 4 | 5 | 200 |

| | | | |
|------------------|--------------------|--------------------|-------------|
| Total FG% | 1st: 11-29 (37.9%) | 2nd: 9-28 (32.1%) | Game: 35.1% |
| 3-Pt FG% | 1st: 3-10 (30.0%) | 2nd: 3-8 (37.5%) | Game: 33.3% |
| FThrow% | 1st: 2-4 (50.0%) | 2nd: 11-13 (84.6%) | Game: 76.5% |

Officials: Doug Simons, James Breeding, Brian O'Connell
Attendance: 19,314 **Halftime Score:** 31-27, MSU

Key Moment: MSU had seen its seven-point lead evaporate into a 51-51 tie with 1:49 left. Coming out of a timeout, Adreian Payne hit a 3-pointer to give MSU a 54-51 lead it would not give up.

Notes: MSU improved to 12-6 in the regional semifinals, including 8-6 in Sweet 16 games since the tournament expanded to 64 teams in 1985 ... Tom Izzo improved to 8-4 in the Sweet 16 ... Brandon Dawson recorded his sixth double-double of the season with a game-high 24 points and a game-high 10 rebounds. It marked his first career double-double in an NCAA Tournament game ... For the first time all season, Dawson led MSU in scoring in back-to-back games ... Although he scored just six points for the game, Gary Harris reached the 1,000-point mark for his career on a three-point play in the first half ... Virginia out-rebounded MSU, 35-32, snapping a string of 14 straight games in which the Spartans had out-rebounded their opponent.



Adreian Payne was a force inside with 16 points against Virginia as MSU advanced to the Elite Eight.



For the second straight NCAA Tournament contest, Brandon Dawson led MSU with 24 points.



2013-14 BOX SCORES

SPARTANS

38

#18/19 Connecticut 60
 #11/13 Michigan State 54
 March 30, 2014 • New York, N.Y. • Madison Square Garden

| Michigan State | FG | 3FG | FT | O-D-R | PF | PTS | A | TO | B | S | MIN |
|---------------------|--------------|--------------|------------|----------------|-----------|-----------|-----------|-----------|----------|----------|------------|
| Adreian Payne, f | 4-14 | 3-10 | 2-2 | 1-8-9 | 1 | 13 | 3 | 2 | 1 | 1 | 35 |
| Branden Dawson, f | 1-3 | 0-0 | 3-4 | 1-7-8 | 3 | 5 | 0 | 3 | 1 | 1 | 34 |
| Keith Appling, g | 1-3 | 0-1 | 0-0 | 0-0-0 | 5 | 2 | 2 | 4 | 0 | 0 | 28 |
| Gary Harris, g | 8-14 | 4-9 | 2-2 | 0-2-2 | 1 | 22 | 2 | 2 | 0 | 0 | 37 |
| Denzel Valentine, g | 3-6 | 3-4 | 0-0 | 2-6-8 | 4 | 9 | 2 | 4 | 0 | 2 | 37 |
| Matt Costello | 0-0 | 0-0 | 0-0 | 0-0-0 | 0 | 0 | 2 | 0 | 1 | 1 | 5 |
| Travis Trice | 0-4 | 0-3 | 0-0 | 0-1-1 | 1 | 0 | 2 | 1 | 0 | 0 | 18 |
| Kenny Kaminski | 0-1 | 0-1 | 0-0 | 0-0-0 | 1 | 0 | 0 | 0 | 0 | 0 | 6 |
| Dan Chapman | 1-1 | 1-1 | 0-0 | 0-0-0 | 0 | 3 | 0 | 0 | 0 | 0 | 0+ |
| Team | | | | 2-2-4 | | | | | | | |
| Totals | 18-46 | 11-29 | 7-8 | 6-26-32 | 16 | 54 | 13 | 16 | 3 | 5 | 200 |

| | | | |
|------------------|-------------------|-------------------|-------------|
| Total FG% | 1st: 9-24 (37.5%) | 2nd: 9-22 (40.9%) | Game: 39.1% |
| 3-Pt FG% | 1st: 6-15 (40.0%) | 2nd: 5-14 (35.7%) | Game: 37.9% |
| F Throw% | 1st: 1-2 (50.0%) | 2nd: 6-6 (100%) | Game: 87.5% |

| Connecticut | FG | 3FG | FT | O-D-R | PF | PTS | A | TO | B | S | MIN |
|--------------------|--------------|-------------|--------------|----------------|-----------|-----------|----------|----------|----------|----------|------------|
| Deandre Daniels, f | 4-10 | 0-2 | 4-5 | 1-7-8 | 2 | 12 | 0 | 2 | 2 | 2 | 36 |
| Niels Giffey, f | 2-10 | 0-5 | 2-2 | 1-4-5 | 0 | 6 | 2 | 1 | 0 | 0 | 35 |
| Phillip Nolan, c | 2-4 | 0-0 | 0-0 | 1-3-4 | 3 | 4 | 1 | 0 | 1 | 0 | 27 |
| Ryan Boatright, g | 3-9 | 1-5 | 4-4 | 0-2-2 | 2 | 11 | 1 | 1 | 0 | 4 | 38 |
| Shabazz Napier, g | 6-14 | 4-9 | 9-9 | 1-5-6 | 2 | 25 | 4 | 2 | 0 | 1 | 37 |
| Terrence Samuel | 0-0 | 0-0 | 0-0 | 0-0-0 | 0 | 0 | 0 | 0 | 0 | 0 | 4 |
| Tyler Olander | 0-0 | 0-0 | 0-0 | 0-0-0 | 0 | 0 | 0 | 0 | 0 | 0 | 3 |
| Lasan Kromah | 0-2 | 0-1 | 2-2 | 0-0-0 | 0 | 2 | 0 | 0 | 0 | 0 | 10 |
| Amida Brimah | 0-0 | 0-0 | 0-0 | 0-0-0 | 3 | 0 | 0 | 0 | 0 | 0 | 10 |
| Team | | | | 3-2-5 | | | | | | | |
| Totals | 17-49 | 5-22 | 21-22 | 7-23-30 | 12 | 60 | 8 | 8 | 3 | 7 | 200 |

| | | | |
|------------------|-------------------|-------------------|-------------|
| Total FG% | 1st: 8-29 (27.6%) | 2nd: 9-20 (45.0%) | Game: 34.7% |
| 3-Pt FG% | 1st: 2-12 (16.7%) | 2nd: 3-10 (30.0%) | Game: 22.7% |
| F Throw% | 1st: 3-4 (75.0%) | 2nd: 18-18 (100%) | Game: 95.5% |

Officials: John Higgins, Michael Roberts, Tom Eades
Attendance: 19,499 **Halftime Score:** 25-21, MSU

Key Moment: The Spartans held a 32-23 lead with 16:33 remaining. UConn responded with a 12-0 run to take a 35-32 lead with 11:46 left, eventually pushing the lead up to 49-39 with 6:27 remaining.

Notes: Michigan State dropped to 8-4 all-time in NCAA Tournament regional final games, including 6-2 under Tom Izzo ... The Spartans dropped to 19-4 in the second game of an NCAA Tournament weekend under Izzo ... MSU's 29 3-point field-goal attempts established a school NCAA Tournament record, while its 11 made 3-pointers matched the school mark ... Adreian Payne attempted a career-high 10 3-point attempts ... Senior walk-on Dan Chapman scored MSU's final points of the season, connecting on his first career 3-pointer in the game's final seconds ... Branden Dawson was limited to just five points after averaging 20.0 points in the first three games of the 2014 NCAA Tournament ... UConn out-scored MSU, 12-2, in the first 4:48 of the contest. The Spartans then out-scored the Huskies, 30-11, over the next 18:39, only to be out-scored, 37-22, in the final 16:32 ... MSU scored just two points in the first 7:49 of the contest and was held scoreless for over six minutes in the second half ... For the first time on the season, Gavin Schilling did not appear in the contest, making Denzel Valentine the only Spartan to appear in every game in 2013-14.



Denzel Valentine nearly posted a double-double with nine points and eight rebounds against Connecticut.



Gary Harris scored a team-high 22 points in his final game as a Spartan.



2013-14 STATISTICS

ALL GAMES: 29-9

| PLAYER | G-GS | MIN-AVG | FG-FGA | PCT. | 3FG-FGA | PCT. | FT-FTA | PCT. | OFF-DEF | TOT-AVG | PF-D | AT | TO | BS | ST | PTS-AVG |
|----------------|-------|-----------|-----------|------|---------|------|---------|------|---------|-----------|-------|-----|-----|-----|-----|-----------|
| G. Harris | 35-34 | 1131-32.3 | 195-455 | .429 | 81-230 | .352 | 115-142 | .810 | 37-103 | 140-4.0 | 73-1 | 94 | 60 | 15 | 63 | 586-16.7 |
| A. Payne | 31-28 | 870-28.1 | 178-354 | .503 | 44-104 | .423 | 109-138 | .790 | 49-177 | 226-7.3 | 80-1 | 41 | 63 | 28 | 15 | 509-16.4 |
| B. Dawson | 28-23 | 792-28.3 | 136-222 | .613 | 0-1 | .000 | 42-64 | .656 | 83-150 | 233-8.3 | 41-0 | 46 | 36 | 25 | 35 | 314-11.2 |
| K. Appling | 35-32 | 1102-31.5 | 132-292 | .452 | 34-94 | .362 | 93-141 | .660 | 13-93 | 106-3.0 | 96-2 | 156 | 74 | 14 | 41 | 391-11.2 |
| D. Valentine | 38-33 | 1116-29.4 | 108-265 | .408 | 43-114 | .377 | 44-65 | .677 | 47-181 | 228-6.0 | 98-2 | 144 | 69 | 12 | 37 | 303-8.0 |
| T. Trice | 36-8 | 801-22.3 | 87-207 | .420 | 53-122 | .434 | 36-44 | .818 | 8-50 | 58-1.6 | 58-1 | 84 | 37 | 6 | 32 | 263-7.3 |
| K. Kaminski | 31-3 | 378-12.2 | 53-104 | .510 | 38-77 | .494 | 8-13 | .615 | 20-26 | 46-1.5 | 40-0 | 11 | 7 | 8 | 9 | 152-4.9 |
| M. Costello | 34-20 | 501-14.7 | 52-87 | .598 | 0-0 | .000 | 33-50 | .660 | 47-66 | 113-3.3 | 70-0 | 27 | 22 | 43 | 9 | 137-4.0 |
| A. Ellis III | 36-1 | 285-7.9 | 24-50 | .480 | 6-13 | .462 | 13-22 | .591 | 8-15 | 23-0.6 | 42-1 | 14 | 22 | 3 | 13 | 67-1.9 |
| A. Gauna | 29-7 | 206-7.1 | 21-38 | .553 | 0-1 | .000 | 4-13 | .308 | 13-24 | 37-1.3 | 35-0 | 6 | 7 | 7 | 2 | 46-1.6 |
| G. Schilling | 37-1 | 238-6.4 | 21-38 | .553 | 0-0 | .000 | 11-21 | .524 | 28-31 | 59-1.6 | 50-1 | 9 | 20 | 8 | 0 | 53-1.4 |
| R. Byrd | 23-0 | 175-7.6 | 9-27 | .333 | 6-21 | .286 | 2-6 | .333 | 5-18 | 23-1.0 | 27-0 | 3 | 6 | 5 | 3 | 26-1.1 |
| K. Wetzel | 12-0 | 21-1.8 | 4-9 | .444 | 1-3 | .333 | 0-0 | .000 | 3-1 | 4-0.3 | 3-0 | 1 | 0 | 0 | 0 | 9-0.8 |
| T. Bohnhoff | 8-0 | 13-1.6 | 1-2 | .500 | 0-0 | .000 | 2-4 | .500 | 3-1 | 4-0.5 | 2-0 | 0 | 0 | 0 | 0 | 4-0.5 |
| C. Wollenman | 12-0 | 25-2.1 | 1-2 | .500 | 0-0 | .000 | 3-5 | .600 | 0-2 | 2-0.2 | 4-0 | 0 | 0 | 0 | 0 | 5-0.4 |
| D. Chapman | 14-0 | 21-1.5 | 2-7 | .286 | 1-3 | .333 | 0-0 | .000 | 1-1 | 2-0.1 | 2-0 | 1 | 1 | 0 | 0 | 5-0.4 |
| TEAM..... | | | | | | | | | 44-52 | 96-2.5 | | | | 16 | | |
| Total..... | 38 | | 1024-2159 | .474 | 307-783 | .392 | 515-728 | .707 | 409-991 | 1400-36.8 | 721-9 | 637 | 440 | 174 | 259 | 2870-75.5 |
| Opponents..... | 38 | | 817-2058 | .397 | 252-760 | .332 | 605-829 | .730 | 375-833 | 1208-31.8 | 669 | 405 | 449 | 110 | 214 | 2491-65.6 |

SCORE BY HALVES

| | 1st | 2nd | OT | Total |
|----------------|------|------|----|-------|
| Michigan State | 1392 | 1438 | 40 | 2870 |
| Opponents | 1151 | 1318 | 22 | 2491 |

BIG TEN GAMES: 12-6/t-2nd

| PLAYER | G-GS | MIN-AVG | FG-FGA | PCT. | 3FG-FGA | PCT. | FT-FTA | PCT. | OFF-DEF | TOT-AVG | PF-D | AT | TO | BS | ST | PTS-AVG |
|----------------|-------|----------|---------|------|---------|-------|---------|------|---------|----------|-------|-----|-----|----|-----|-----------|
| G. Harris | 18-18 | 618-34.3 | 102-241 | .423 | 45-116 | .388 | 60-77 | .779 | 17-61 | 78-4.3 | 39-0 | 47 | 32 | 8 | 41 | 309-17.2 |
| A. Payne | 12-10 | 334-27.8 | 63-129 | .488 | 14-36 | .389 | 30-47 | .638 | 24-61 | 85-7.1 | 32-1 | 19 | 30 | 7 | 3 | 170-14.2 |
| K. Appling | 15-13 | 485-32.3 | 52-126 | .413 | 13-39 | .333 | 43-69 | .623 | 5-47 | 52-3.5 | 42-0 | 67 | 35 | 8 | 18 | 160-10.7 |
| B. Dawson | 10-8 | 275-27.5 | 39-69 | .565 | 0-0 | .000 | 13-19 | .684 | 31-43 | 74-7.4 | 14-0 | 9 | 11 | 15 | 14 | 91-9.1 |
| D. Valentine | 18-18 | 559-31.1 | 56-132 | .424 | 21-53 | .396 | 27-37 | .730 | 25-90 | 115-6.4 | 56-2 | 73 | 32 | 7 | 17 | 160-8.9 |
| T. Trice | 17-6 | 396-23.3 | 42-95 | .442 | 28-58 | .483 | 15-19 | .789 | 1-25 | 26-1.5 | 34-1 | 39 | 16 | 4 | 9 | 127-7.5 |
| K. Kaminski | 18-3 | 253-14.1 | 37-73 | .507 | 25-54 | .463 | 2-21 | .000 | 13-16 | 29-1.6 | 28-0 | 7 | 5 | 5 | 5 | 101-5.6 |
| M. Costello | 18-13 | 301-16.7 | 31-49 | .633 | 0-0 | .000 | 26-34 | .765 | 26-38 | 64-3.6 | 37-0 | 14 | 13 | 24 | 5 | 88-4.9 |
| A. Ellis III | 18-0 | 142-7.9 | 13-23 | .565 | 4-7 | .571 | 7-10 | .700 | 2-8 | 10-0.6 | 22-0 | 4 | 9 | 2 | 6 | 37-2.1 |
| A. Gauna | 13-0 | 87-6.7 | 8-18 | .444 | 0-1 | .000 | 3-7 | .429 | 7-6 | 13-1.0 | 13-0 | 2 | 3 | 3 | 0 | 19-1.5 |
| K. Wetzel | 4-0 | 9-2.3 | 2-3 | .667 | 1-1 | 1.000 | 0-0 | .000 | 1-0 | 1-0.3 | 2-0 | 0 | 0 | 0 | 0 | 5-1.3 |
| G. Schilling | 18-1 | 104-5.8 | 8-18 | .444 | 0-0 | .000 | 5-9 | .556 | 13-14 | 27-1.5 | 21-0 | 3 | 9 | 5 | 0 | 21-1.2 |
| R. Byrd | 12-0 | 88-7.3 | 4-11 | .364 | 3-9 | .333 | 0-0 | .000 | 2-9 | 11-0.9 | 15-0 | 2 | 0 | 2 | 2 | 11-0.9 |
| D. Chapman | 5-0 | 9-1.8 | 0-2 | .000 | 0-2 | .000 | 0-0 | .000 | 0-0 | 0-0.0 | 2-0 | 1 | 1 | 0 | 0 | 0-0.0 |
| C. Wollenman | 4-0 | 9-2.3 | 0-0 | .000 | 0-0 | .000 | 0-0 | .000 | 0-1 | 1-0.3 | 3-0 | 0 | 0 | 0 | 0 | 0-0.0 |
| T. Bohnhoff | 4-0 | 6-1.5 | 0-1 | .000 | 0-0 | .000 | 0-0 | .000 | 0-1 | 1-0.3 | 1-0 | 0 | 0 | 0 | 0 | 0-0.0 |
| TEAM..... | | | | | | | | | 18-20 | 38-2.1 | | | | 13 | | |
| Total..... | 18 | | 457-990 | .462 | 154-376 | .410 | 231-330 | .700 | 185-440 | 625-34.7 | 361-4 | 287 | 209 | 90 | 120 | 1299-72.2 |
| Opponents..... | 18 | | 388-925 | .419 | 124-342 | .363 | 292-409 | .714 | 160-391 | 551-30.6 | 308 | 197 | 207 | 53 | 111 | 1192-66.2 |

SCORE BY HALVES

| | 1st | 2nd | OT | Total |
|----------------|-----|-----|----|-------|
| Michigan State | 609 | 650 | 40 | 1299 |
| Opponents | 567 | 603 | 22 | 1192 |



2013-14 BIG TEN RECAP

SPARTANS

2013-14 BIG TEN STANDINGS

| | Big Ten | | | Overall | | |
|--------------------|-------------------------------|----|------|---------|----|------|
| | W | L | Pct. | W | L | Pct. |
| 1. Michigan% | 15 | 3 | .833 | 28 | 9 | .757 |
| 2. Wisconsin | 12 | 6 | .667 | 30 | 8 | .789 |
| Michigan State# | 12 | 6 | .667 | 29 | 9 | .763 |
| 4. Nebraska | 11 | 7 | .611 | 19 | 13 | .594 |
| 5. Ohio State | 10 | 8 | .556 | 25 | 10 | .714 |
| 6. Iowa | 9 | 9 | .500 | 20 | 13 | .606 |
| 7. Minnesota | 8 | 10 | .444 | 23 | 13 | .639 |
| 8. Illinois | 7 | 11 | .389 | 20 | 15 | .571 |
| Indiana | 7 | 11 | .389 | 17 | 15 | .531 |
| 10. Penn State | 6 | 12 | .333 | 16 | 18 | .471 |
| Northwestern | 6 | 12 | .333 | 14 | 19 | .424 |
| 12. Purdue | 5 | 13 | .278 | 15 | 17 | .469 |
| % Big Ten Champion | # Big Ten Tournament Champion | | | | | |

MSU IN BIG TEN STATS

Team (All Games)

| | |
|---------------------|-------------|
| Scoring Offense | 2nd (75.5) |
| Scoring Defense | 7th (65.6) |
| Scoring Margin | 2nd (+10.0) |
| Free-Throw Pct. | 9th (.707) |
| Field-Goal Pct. | 2nd (.474) |
| FG Pct. Defense | 1st (.397) |
| 3-Pt. FG Pct. | 2nd (.392) |
| 3-Pt. FG Pct. Def. | 8th (.332) |
| Rebounding Off. | 4th (36.8) |
| Rebounding Def. | 3rd (31.8) |
| Rebounding Margin | 3rd (+5.1) |
| Blocked Shots | 4th (4.6) |
| Assists | 1st (16.8) |
| Steals | 5th (6.8) |
| Turnover Margin | 9th (+0.2) |
| Assist/TO Ratio | 3rd (1.4) |
| Offensive Reb. | 4th (10.8) |
| Defensive Reb. | 3rd (26.1) |
| Offensive Reb. Pct. | 4th (.329) |
| Defensive Reb. Pct. | 2nd (.725) |
| 3-Point FG Made | 2nd (8.1) |

Individual (All Games- Top 10)

Gary Harris

| | |
|-----------------|------------|
| Scoring | 6th (16.7) |
| Free-Throw Pct. | 8th (.810) |
| Steals | 5th (1.8) |
| 3-Point FG Made | 4th (2.3) |

Keith Appling

| | |
|-----------------|-----------|
| Assists | 3rd (4.5) |
| Assist/TO Ratio | 2nd (2.1) |

Adreian Payne

| | |
|-----------------|-------------|
| Scoring | 7th (16.4) |
| Rebounding | 3rd (7.3) |
| Field-Goal Pct. | 7th (.503) |
| Free-Throw Pct. | 10th (.790) |
| 3-Point FG Pct. | 6th (.423) |
| Defensive Reb. | 2nd (5.7) |

Travis Trice

| | |
|-----------------|------------|
| 3-Point FG Pct. | 3rd (.434) |
|-----------------|------------|

Denzel Valentine

| | |
|-----------------|-----------|
| Assists | 8th (3.8) |
| Assist/TO Ratio | 3rd (2.1) |
| Defensive Reb. | 7th (4.8) |

Matt Costello

| | |
|---------------|------------|
| Blocked Shots | 10th (1.3) |
|---------------|------------|

Kenny Kaminski

| | |
|-----------------|------------|
| 3-Point FG Pct. | 1st (.494) |
|-----------------|------------|

2014 BIG TEN TOURNAMENT RESULTS

First Round, March 13

- (9) Illinois 64 - (8) Indiana 54
- (5) Ohio State 63 - (12) Purdue 61
- (7) Minnesota 63 - (10) Penn State 56
- (11) Northwestern 67 - (6) Iowa 62

Quarterfinals, March 14

- (1) Michigan 64 - (9) Illinois 63
- (5) Ohio State 71 - (4) Nebraska 67
- (2) Wisconsin 83 - (7) Minnesota 57
- (3) Michigan St. 67 - (11) Northwestern 51

Semifinals, March 15

- (1) Michigan 72 - (5) Ohio State 69
- (3) Michigan State 83 - (2) Wisconsin 75

Finals, March 16

- (3) Michigan St. 69 - (1) Michigan 55

2014 All-Tournament Team

- Branden Dawson, Michigan State
- Gary Harris, Michigan State
- Adreian Payne, Michigan State
- Nik Stauskas, Michigan
- LaQuinton Ross, Ohio State

2014 Most Outstanding Player

- Branden Dawson, Michigan State

2013-14 ALL-BIG TEN TEAMS

Media

First Team

- Roy Devyn Marble, Iowa
- Nik Stauskas, Michigan
- Gary Harris, Michigan State
- Terran Petteway, Nebraska
- Frank Kaminsky, Wisconsin

Second Team

- Yogi Ferrell, Indiana
- Caris LeVert, Michigan
- Adreian Payne, Michigan State
- Aaron Craft, Ohio State
- D.J. Newbill, Penn State

Third Team

- Noah Vonleh, Indiana
- Aaron White, Iowa
- Drew Crawford, Northwestern
- Tim Frazier, Penn State
- Sam Dekker, Wisconsin

Honorable Mention

- Rayvonte Rice, Illinois
- Will Sheehey, Indiana
- Glenn Robinson III, Michigan
- Keith Appling, Michigan State
- Denzel Valentine, Michigan State
- Andre Hollins, Minnesota
- Deandre Mathieu, Minnesota
- Shavon Shields, Nebraska
- LaQuinton Ross, Ohio State
- A.J. Hammons, Purdue
- Ben Brust, Wisconsin
- Josh Gasser, Wisconsin
- Traevon Jackson, Wisconsin

Player of the Year

- Nik Stauskas, Michigan

Freshman of the Year

- Noah Vonleh, Indiana

Coach of the Year

- John Beilein, Michigan

Coaches

First Team

- Roy Devyn Marble, Iowa
- Nik Stauskas, Michigan
- Gary Harris, Michigan State
- Terran Petteway, Nebraska
- Frank Kaminsky, Wisconsin

Second Team

- Yogi Ferrell, Indiana
- Caris LeVert, Michigan
- Adreian Payne, Michigan State
- D.J. Newbill, Penn State
- Sam Dekker, Wisconsin

Third Team

- Noah Vonleh, Indiana
- Aaron White, Iowa
- Aaron Craft, Ohio State
- LaQuinton Ross, Ohio State
- Tim Frazier, Penn State

Honorable Mention

- Rayvonte Rice, Illinois
- Glenn Robinson III, Michigan
- Keith Appling, Michigan State
- Denzel Valentine, Michigan State
- Andre Hollins, Minnesota
- Shavon Shields, Nebraska
- Drew Crawford, Northwestern
- A.J. Hammons, Purdue
- Ben Brust, Wisconsin

All-Freshman Team

- Kendrick Nunn, Illinois
- Noah Vonleh, Indiana
- Derrick Walton Jr., Michigan
- Kendall Stephens, Purdue
- Nigel Hayes, Wisconsin

All-Defensive Team

- Gary Harris, Michigan State
- Aaron Craft, Ohio State
- Shannon Scott, Ohio State
- A.J. Hammons, Purdue
- Josh Gasser, Wisconsin

Player of the Year

- Nik Stauskas, Michigan

Defensive Player of the Year

- Aaron Craft, Ohio State

Freshman of the Year

- Noah Vonleh, Indiana

Sixth Man of the Year

- Nigel Hayes, Wisconsin

Coach of the Year

- Tim Miles, Nebraska





HISTORY & TRADITION

NATION'S BEST SIX FINAL FOUR APPEARANCES IN 16 YEARS



1979 NCAA CHAMPIONS


SPARTANS

The 1978-79 season was truly a magical one for Coach Jud Heathcote and his Michigan State Spartans. Blending a perfect combination of individual ability, enthusiasm and teamwork, Heathcote formed a cohesive unit that captivated the nation and sellout crowds at Jenison Field House.



The Spartans compiled a 26-6 overall record and went 13-5 in the Big Ten to share the league crown with Purdue and Iowa.

State steamrolled through the NCAA Tournament, ending the season on top of the college basketball world with a 75-64 victory over Larry Bird and unbeaten Indiana State.

The 1978-79 squad gathered at Jenison Field House on Aug. 12, 1989, to play one more game against a team of former Spartan All-Stars. On a hot, sweltering night, the National Championship squad, led by Earvin Johnson's 25 points and 17 rebounds, topped the All-Stars, 95-93, before a sellout crowd of 10,004.



Sophomore Earvin Johnson (above), senior Greg Kelser (top right) and junior Terry Donnelly (right) enjoyed cutting down the nets.



After opening the college basketball season on the cover of Sports Illustrated, this dunk also made sure Earvin Johnson closed it there.



The 1979 title game was the first of many great meetings between Earvin Johnson and Larry Bird (33).



All-Americans Earvin "Magic" Johnson and Greg Kelser led the Spartans to the 1979 NCAA Championship.




Jud Heathcote guided the Spartans to the NCAA title in just his third season in East Lansing.



Stars like ISU's Larry Bird and MSU's Greg Kelser helped make the 1979 title game the highest rated game in college basketball history.



2000 NCAA CHAMPIONS



Tom Izzo guided MSU to the title in his fifth season.

Tom Izzo repeatedly talked to his team about leaving its mark on the program. The 1999-2000 Spartans did more than leave their mark; they set the standard by which all future Michigan State teams would be measured.

Part of being a champion is winning titles, which the Spartans accomplished in winning the National Championship, a third straight Big Ten Championship and a second consecutive Big Ten Tournament title. MSU's three consecutive conference crowns marked only the eighth time in league history that a team has won three straight titles.

A champion is also measured by its character. The Spartans displayed their relentless spirit in overcoming many different forms of adversity during the season. From playing the first 13 games of the season without All-America guard Mateen Cleaves to fighting back from significant second-half deficits in three NCAA Tournament games, Michigan State played with contagious emotion.



Finishing the season 32-7, the Spartans capped their championship run with an 89-76 victory over Florida on April 3, 2000, in the RCA Dome in Indianapolis. Michigan State became the first championship team to defeat all six of its NCAA opponents by double figures since the NCAA Tournament expanded to 64 teams.



Senior Mateen Cleaves was named Most Outstanding Player of the 2000 Final Four.



Seniors Morris Peterson (above) and A.J. Granger (below) closed their careers with a national title.



BIG TEN CHAMPIONSHIP TEAMS

SPARTANS



1956-57 BIG TEN CHAMPIONS

16-10 Overall, 10-4 Big Ten


MSU won its first Big Ten Championship under Coach Forddy Anderson. After opening the season with a 4-7 record, the Spartans won 10 in a row and 12-of-13 to capture a league title and advance to the school's first Final Four.



1958-59 BIG TEN CHAMPIONS

19-4 Overall, 12-2 Big Ten

Led by All-American Johnny Green, the Spartans cruised to a Big Ten Championship, winning the league by four games. MSU fell one game short of the Final Four.



1966-67 BIG TEN CHAMPIONS

16-7 Overall, 10-4 Big Ten

Michigan State won its last four games to claim a share of the Big Ten Championship. Indiana, however, earned the NCAA Tournament bid, ending MSU's year in the regular season.



1977-78 BIG TEN CHAMPIONS

25-5 Overall, 15-3 Big Ten

The 1977-78 Spartans established new team highs for overall and Big Ten victories. MSU won the league by three games and fell one game short of making the Final Four.



1979 NCAA CHAMPIONS

1978-79 BIG TEN CHAMPIONS

26-6 Overall, 13-5 Big Ten

After opening Big Ten play at 4-4, MSU won nine straight games to claim a share of the league. All-Americans Greg Kelser and Earvin Johnson then led MSU to its first National Championship, winning every game by double figures.



1989-90 BIG TEN CHAMPIONS

28-6 Overall, 15-3 Big Ten

The Spartans closed the season with 10 straight conference wins to claim the league title. Junior All-American Steve Smith paced the Spartans, who fell to Georgia Tech in overtime in the NCAA Tournament Sweet Sixteen.



1997-98 BIG TEN CHAMPIONS

22-8 Overall, 13-3 Big Ten

Sophomore Mateen Cleaves was named Big Ten Player of the Year as he helped take a team that finished sixth in the league a year before to the first league championship of the Tom Izzo era and a trip to the NCAA Sweet Sixteen.



1998-99 BIG TEN CHAMPIONS

33-5 Overall, 15-1 Big Ten

MSU established a team and Big Ten record by winning 33 games, including a 15-1 league record. After losing the Big Ten opener, the Spartans won 22 straight games, capturing the Big Ten Tournament and advancing to the Final Four.



BIG TEN CHAMPIONSHIP TEAMS



2000 NCAA CHAMPIONS
1999-2000 BIG TEN CHAMPIONS
32-7 Overall, 13-3 Big Ten

MSU won its third straight Big Ten Championship and the second NCAA Championship in school history. The Spartans won 20 of their final 22 games, including the last 11 to win a regular-season championship, a Big Ten Tournament title and a NCAA Championship.



2008-09 BIG TEN CHAMPIONS
31-7 Overall, 15-3 Big Ten

Michigan State set a school record with eight conference road wins en route to winning the league title by four games, tying the second-largest margin in Big Ten history. MSU then advanced to its fifth Final Four under Coach Izzo, advancing all the way to the title game.



2011-12 BIG TEN CHAMPIONS
29-8 Overall, 13-5 Big Ten

The Spartans won their third Big Ten title in four years, keyed by seven straight conference wins in February. MSU would go on to capture its third Big Ten Tournament championship and claim a No. 1 seed in the NCAA Tournament.



2000-01 BIG TEN CHAMPIONS
28-5 Overall, 13-3 Big Ten

The Spartans became the fourth Big Ten team to win four consecutive league titles. MSU also became the ninth school in NCAA Tournament history to make three straight Final Fours.



2009-10 BIG TEN CHAMPIONS
28-9 Overall, 14-4 Big Ten

Michigan State set a school mark by winning its first nine conference games. After dropping four of the next six, the Spartans closed with three league wins to claim a share of a second-straight crown. MSU also advanced to a second-straight Final Four.




2013-14 BIG TEN TOURNAMENT CHAMPIONS
29-9 Overall, 12-6 Big Ten

The Spartans tied for second during the regular season, in large part due to a lineup that was decimated by injury. MSU, however, was back at full strength by the time the postseason started, capturing a second Big Ten Tournament crown in three seasons, before advancing to the Elite Eight in the NCAA Tournament.




SPARTAN ALL-AMERICANS


SPARTANS

**ROGER GROVE****1930****Les Gage All-America**

Grove became MSU's first All-American in 1930 when he found a spot on the Les Gage All-America team as a junior. He led the Spartans in scoring both as a junior (90 points) and a senior (135 pts.), serving as a team captain in 1931 as the Spartans finished the season with a 16-1 mark.

**CHET AUBUCHON****1940****Converse Yearbook (3rd)**


One of MSU's smallest All-Americans, Aubuchon led the 1939-40 Spartans in scoring. He was widely recognized for his skills as a ball handler, earning the nickname "Houdini of the Hardwood." He missed the next season with a serious blood disease, but captained the 1941-42 Spartans.

**JULIUS MCCOY****1956****Converse Yearbook (2nd), Helms Foundation (2nd), Associated Press (3rd), UPI (3rd), NABC (3rd)**

McCoy averaged 27.2 points in 1956, nearly tripling the second-best scoring average on the team. He closed his career with 1,377 points in three seasons, leaving MSU as the school's all-time leading scorer at the time.

**JACK QUIGGLE****1957****Helms Foundation (1st)**

As a junior, Quiggle averaged 15.3 points and 5.6 rebounds, leading Michigan State to its first Final Four in school history. He closed the season by averaging 16.5 points in four NCAA Tournament games, earning All-Regional honors.

**JOHNNY GREEN****1958****NABC (2nd), International News Service (2nd), Converse Yearbook (2nd), Sporting News (2nd), Associated Press (3rd), UPI (3rd), Helms Foundation (3rd)****1959 - CONSENSUS SECOND TEAM****Helms Foundation (1st), Look Magazine (1st), Converse Yearbook (1st), Associated Press (2nd), NABC (2nd), UPI (2nd), Newspaper Enterprises Assn. (2nd), Sporting News (2nd)**


As a sophomore, Green earned a spot on the NCAA All-Tournament Team as MSU advanced to the 1957 Final Four. That performance led to two of the strongest seasons in Spartan history. In 1958, he averaged an MSU single-season record 17.8 rebounds to go along with 18.0 points. One year later, he averaged 18.5 points and 16.6 rebounds.




SPARTAN ALL-AMERICANS

**RALPH SIMPSON****1970****NABC (3rd), Helms Foundation**

In his only season of competition with the Spartans, Simpson burst on the scene in 1970, averaging 29.0 points as a sophomore, the second-best single-season average in MSU history. He also added 10.3 rebounds. After the year, he signed a contract with the Denver Rockets under the ABA's hardship rule.

**MIKE ROBINSON****1974****Converse Yearbook (2nd), Helms Foundation**


Robinson led the Big Ten in scoring as a sophomore and a junior, but earned All-America accolades as a senior, averaging 22.4 points in 1974. He left MSU as the school's all-time leading scorer with 1,717 points and still stands No. 10 on the all-time scoring chart.

**TERRY FURLOW****1976****Converse Yearbook (2nd), Associated Press (3rd), UPI (3rd), Helms Foundation**

Furlow averaged 29.4 points as a senior, establishing an MSU single-season scoring average record. In conference games, he averaged a remarkable 31.0 points per game. He finished his career with a then-school-record 1,777 points.

**EARVIN "MAGIC" JOHNSON****1978****NABC (2nd), Associated Press (3rd), UPI (3rd), Helms****1979 - CONSENSUS FIRST TEAM****Associated Press (1st), NABC (1st), USBWA (1st), UPI (1st), Sporting News (1st), Converse Yearbook (1st), Wooden Award (1st), Helms**


Johnson is the only Spartan freshman to earn All-America honors, averaging 17.0 points, 7.9 rebounds and 7.4 assists in 1978. One year later, he became Michigan State's first consensus First-Team All-American, averaging 17.1 points, 7.3 rebounds and an MSU single-season record 8.4 assists. He also led the Spartans with 2.3 steals per game. After coming up one game short of the 1978 Final Four, Johnson and the Spartans captured the 1979 NCAA Championship, as he earned Most Outstanding Player honors.

**GREG KELSER****1979****Converse Yearbook (1st), Wooden Award (1st), Associated Press (3rd), Helms Foundation**

Kelsner was the leading scorer and rebounder on Michigan State's 1979 NCAA Championship team, averaging 18.8 points and 8.7 rebounds per game. He became the first player in Spartan history to record more than 2,000 points and 1,000 rebounds in his career.

SPARTAN ALL-AMERICANS

SPARTANS




JAY VINCENT

1981

AP (3rd)

A sophomore starter on the 1979 NCAA Championship team, Jay Vincent averaged 22.6 points and 8.5 rebounds as a senior in 1981, earning Big Ten Player of the Year honors. Vincent led the Big Ten in scoring in conference games as both a junior and senior.




SAM VINCENT

1985

Sporting News (1st), NABC (2nd), Basketball Times (2nd), Associated Press (3rd), UPI (3rd)

Sam Vincent averaged 23.0 points in 1985, joining his brother Jay as the only Spartan brothers to earn All-America honors. He averaged a Big Ten-best 23.7 points in conference games. Despite his 6-foot-2 frame, he shot a remarkable 54.4 percent from the field.



SCOTT SKILES

1986 - CONSENSUS SECOND TEAM

UPI (1st), Sporting News (1st), Basketball Times (1st), Associated Press (2nd), USBWA (2nd), NABC (4th)

Skiles scored a single-season record 850 points as a senior, averaging 27.4 points and leading the Big Ten with 29.1 points per conference game. He also averaged 6.5 assists per game.



STEVE SMITH

1990

Sporting News (1st), Wooden Award (1st), Basketball Times (2nd), Associated Press (3rd), UPI (3rd)

1991 - CONSENSUS SECOND TEAM

NABC (1st), Sporting News (1st), Wooden Award (1st), Associated Press (2nd), Basketball Times (2nd), UPI (3rd)

Smith averaged 20.2 points as a junior. One year later, he averaged 25.1 points to be a consensus pick. At the time he finished his career, Smith was MSU's all-time leading scorer.



SHAWN RESPERT

1994

UPI (3rd)


1995 - CONSENSUS FIRST TEAM

Associated Press (1st), NABC (1st), USBWA (1st), UPI (1st), Sporting News (1st), Basketball Times (1st), Wooden Award (1st)

MSU's all-time leading scorer, Respert averaged 25.6 points as a senior, earning consensus All-America honors, and winning the Big Ten scoring crown. He shot 47.3 percent from the field and 47.4 percent from 3-point range. A year earlier, he averaged 24.3 points.



SPARTAN ALL-AMERICANS

**MATEEN CLEAVES****1998 - CONSENSUS SECOND TEAM**

USBWA (1st), Associated Press (2nd), NABC (3rd), Basketball Times (2nd)


1999 - CONSENSUS FIRST TEAM

Associated Press (1st), NABC (1st), USBWA (1st), Wooden Award (1st), Sporting News (2nd), Basketball Times (2nd)

2000 - CONSENSUS SECOND TEAM


Sporting News (1st), Wooden Award (1st), Associated Press (2nd), Basketball Times (2nd), NABC (3rd)

MSU's only three-time consensus All-American, Cleaves averaged a personal-best 16.1 points in 1998. One year later, he averaged 11.7 points and 7.2 assists as a consensus first-team selection. Despite missing 13 games as a senior, he was still a consensus second-team pick, leading MSU to the 2000 NCAA title.

**MORRIS PETERSON****2000 - CONSENSUS SECOND TEAM**


Sporting News (1st), Wooden Award (1st), AP (2nd), NABC (2nd), USBWA (2nd)

In his only season as a full-time starter, Peterson averaged a team-best 16.8 points as a senior, earning Big Ten MVP honors and leading Michigan State to the 2000 NCAA Championship. As a junior, Peterson became the first reserve in Big Ten history to earn first-team all-league honors.

**CHARLIE BELL****2001**

Wooden Award (1st), NABC (2nd), ESPN's Dick Vitale (2nd), Associated Press (3rd)

After being a role player for his first three seasons, Bell emerged as a star as a senior. The all-around guard averaged 13.5 points, 5.1 assists and 4.7 rebounds in addition to being the squad's top perimeter defender. He opened the season by becoming the first Spartan since Magic Johnson to record a triple-double.

**JASON RICHARDSON****2001 - CONSENSUS SECOND TEAM**

ESPN's Dick Vitale (1st), Associated Press (2nd), USBWA (2nd), Sporting News (2nd), Basketball Times (2nd), NABC (3rd)

Richardson averaged just 5.1 points as a reserve on the 2000 NCAA title team. He returned for his sophomore season as MSU's leading scorer at 14.7 points, including many highlight reel plays.

SPARTAN ALL-AMERICANS

SPARTANS



DREW NEITZEL

2007

CBS Sportline.com (2nd), ESPN's Dick Vitale (2nd)
Neitzel was MSU's starting point guard in his first two seasons. As a junior, he excelled as MSU's go-to scorer, averaging a team-best 18.1 points per game, while still dishing out 4.3 assists. His scoring increase of +9.8 points is the third-largest amount by a Spartan starter in school history.



DRAYMOND GREEN

2012 - CONSENSUS FIRST TEAM

Associated Press (1st), CBSSports.com (1st), NABC (1st), Sporting News (1st), Wooden Award (1st), USBWA (1st)
MSU's first consensus First-Team All-American since 1999, Green led the Spartans in scoring (16.2 ppg) and rebounding (10.6 rpg), ranking ninth in the nation in rebounding and third in double-doubles. He was the first player from a power six conference to average 15 points, 10 rebounds and three assists since Tim Duncan in 1997. The NABC Division I Player of the Year, he was named Big Ten Player of the Year and Most Outstanding Player of the Big Ten Tournament.

ACADEMIC ALL-AMERICANS



RALPH SIMPSON

1970



GREG KELSER

1979 - 1ST TEAM



MATT STEIGENGA

1990 - 3RD TEAM



CHRIS HILL

2003 - 3RD TEAM
2004 - 1ST TEAM
2005 - 1ST TEAM
2005 ACADEMIC
AA OF THE YEAR



DREW NEITZEL

2008 - 2ND TEAM



RETIRED JERSEYS



- * 340-220 in 19 years at MSU
- * 1979 NCAA Championship
- * Three Big Ten Championships
- * Coached 23 NBA Draft Picks
- * 2001 Inductee - MSU Hall of Fame



- Guard - Plymouth, Ind.**
- * 2,145 Career Points
 - * 1986 All-American
 - * 1986 Big Ten Player of the Year
 - * 1986 Chicago Tribune Silver Basketball



- Guard - Flint, Mich.**
- * Big Ten Career Assists Leader
 - * 1998, 1999, 2000 All-American
 - * 1998 & 1999 Big Ten Player of the Year and Chicago Tribune Silver Basketball



- Guard - Detroit, Mich.**
- * 2,263 Career Points
 - * 1990 & 1991 All-American
 - * 1990 Chicago Tribune Silver Basketball



- Center - Dayton, Ohio**
- * Owns MSU record for career rebounding average
 - * 1958 & 1959 All-American
 - * 1959 Chicago Tribune Silver Basketball



- Guard - Detroit, Mich.**
- * 2,531 Career Points - MSU leader
 - * 1994 & 1995 All-American
 - * 1995 Big Ten Player of the Year
 - * 1995 Chicago Tribune Silver Basketball



- Forward/Center - Lansing, Mich.**
- * 1,914 Career Points
 - * 1981 All-American
 - * 1981 Big Ten Player of the Year




- Forward - Detroit, Mich.**
- * 2,014 Career Points
 - * 1,092 Career Reb. - MSU leader
 - * 1979 All-American
 - * 1979 Academic All-American



- Guard - Lansing, Mich.**
- * 1978 & 1979 All-American
 - * 1979 Chicago Tribune Silver Basketball



- Guard - Flint, Mich.**
- * 1,588 Career Points
 - * 2000 All-American
 - * 2000 Big Ten Player of the Year
 - * 2000 Chicago Tribune Silver Basketball

**EARVIN "MAGIC" JOHNSON**

- * 1979 NCAA Champion
- * Redefined point guard position
- * Five-Time NBA Champion
- * 2002 Naismith Hall of Fame Inductee
- * 2009 National Collegiate Basketball Hall of Fame Inductee
- * Three-Time NBA MVP
- * Three-Time NBA Finals MVP
- * 12-Time NBA All-Star (MVP Twice)
- * 13-Year NBA career - Finishing No. 1 in career assists and No. 2 in career steals



HONORS & AWARDS

SPARTANS

Basketball Times National Player of the Year

1986 Scott Skiles

Sporting News National Player of the Year

1995 Shawn Respert

NABC National Player of the Year

1995 Shawn Respert
2012 Draymond Green

Associated Press National Coach of the Year

1998 Tom Izzo

Basketball News National Coach of the Year

1998 Tom Izzo

Basketball Times National Coach of the Year

1999 Tom Izzo

CBSSports.com National Coach of the Year

2012 Tom Izzo

Clair Bee National Coach of the Year

2005 Tom Izzo

NABC National Coach of the Year

2001 Tom Izzo
2012 Tom Izzo

USBWA National Coach of the Year

1998 Tom Izzo

Chicago Tribune Silver Basketball

1959 Johnny Green, C
1979 Earvin Johnson, G
1986 Scott Skiles, G
1990 Steve Smith, G
1995 Shawn Respert, G
1998 Mateen Cleaves, G
1999 Mateen Cleaves, G
2000 Morris Peterson, F

Big Ten Player of the Year

(Media or coaches)*

1981 Jay Vincent, F
1986 Scott Skiles, G
1995 Shawn Respert, G
1998 Mateen Cleaves, G
1999 Mateen Cleaves, G (C)
2000 Morris Peterson, F (C)
2009 Kalin Lucas, G
2012 Draymond Green, F

* Player of the year selected under the auspices of Associated Press and United Press from 1986-89.

All-Big Ten

First Team

1956 Julius McCoy, F
1957 Jack Quiggle, G
Johnny Green, C
1958 Johnny Green, C
1959 Johnny Green, C
1960 Horace Walker, C
1966 Stanley Washington, F
1969 Lee Lafayette, C
1970 Ralph Simpson, F
1972 Michael Robinson, G
1973 Michael Robinson, G
1974 Michael Robinson, G
Lindsay Hairston, C
1975 Lindsay Hairston, C
Terry Furlow, F
1976 Terry Furlow, F
1978 Earvin Johnson, F/G
1979 Earvin Johnson, F/G
Greg Kelsner, F
1980 Jay Vincent, F
1981 Jay Vincent, F
1982 Kevin Smith, G
1984 Sam Vincent, G
1985 Sam Vincent, G
1986 Scott Skiles, G
1990 Steve Smith, G
1991 Steve Smith, G
1992 Mike Peplowski, C
1994 Shawn Respert, G
1995 Shawn Respert, G
1998 Mateen Cleaves, G
1999 Mateen Cleaves, G
Morris Peterson, F



Kalin Lucas earned Big Ten Player of the Year honors in 2009.

2000 Mateen Cleaves, G
Morris Peterson, F
2001 Charlie Bell, G (M)
Jason Richardson, G/F
2002 Marcus Taylor, G
2004 Paul Davis, C
2007 Drew Neitzel, G
2008 Drew Neitzel, G (C)
2009 Kalin Lucas, G
2010 Kalin Lucas, G
2012 Draymond Green, F
2014 Gary Harris, G

Second Team

1953 Albert Ferrari, G
1955 Albert Ferrari, G
1954 Julius McCoy, F
1958 Robert Anderegg, F
Jack Quiggle, G
1959 Robert Anderegg, F
1960 Lance Olson, F
1964 George (Pete) Gent, F
1965 Stanley Washington, F
1966 William Curtis, C
1967 Matthew Aitch, C
Lee Lafayette, C
1968 Lee Lafayette, C
1977 Greg Kelsner, F
1978 Greg Kelsner, F
1981 Kevin Smith, G
1983 Sam Vincent, G
1985 Scott Skiles, G
1986 Darryl Johnson, G
1987 Darryl Johnson, G
1990 Kirk Manns, G
1993 Shawn Respert, G
1995 Eric Snow, G
1996 Quinton Brooks, F
2001 Charlie Bell, G (C)
Andre Hutson, F
2003 Chris Hill, G
2004 Chris Hill, G
2005 Alan Anderson, F (M)
Maurice Ager, G (C)
2006 Maurice Ager, G (M)
Shannon Brown, G
Paul Davis, C
2008 Drew Neitzel, G (M)
Raymar Morgan, F
2009 Goran Suton, C
2011 Kalin Lucas, G
2013 Gary Harris, G
Adreian Payne, F
Keith Appling, G (C)
Adreian Payne, F

Third Team

1958 Larry Hedden, F
1962 George (Pete) Gent, F
1963 George (Pete) Gent, F
1964 Stanley Washington, F
1982 Kevin Smith, G
1983 Kevin Willis, C
1984 Sam Vincent, G
1986 Darryl Johnson, G
1989 Steve Smith, G
1992 Shawn Respert, G
Mark Montgomery, G
1993 Mike Peplowski, C

1995 Jamie Feick, C
1997 Antonio Smith, F
1998 Antonio Smith, F
1999 Antonio Smith, F
2000 Charlie Bell, G
2002 Adam Ballinger, F (M)
2004 Kelvin Torbert, G (M)
2005 Alan Anderson, F (C)
Maurice Ager, G (M)
Paul Davis, C
2006 Maurice Ager, G (C)
2010 Draymond Green, F
Raymar Morgan, F (C)
2011 Draymond Green, F
2012 Keith Appling, G
2013 Keith Appling, G (M)
C-Coaches; M-Media

Big Ten Coach of the Year

1978 Jud Heathcote
1986 Jud Heathcote
1998 Tom Izzo
2009 Tom Izzo
2012 Tom Izzo

Big Ten Freshman of the Year

2013 Gary Harris, G

Big Ten Defensive Player of the Year

1990 Ken Redfield, F
1995 Eric Snow, G
2009 Travis Walton, G

Big Ten Sixth Man of the Year

2010 Draymond Green, F

Big Ten Scoring Champions

(Conference game average)

1972 Mike Robinson (28.2 ppg)
1973 Mike Robinson (27.7 ppg)
1975 Terry Furlow (20.2 ppg)
1976 Terry Furlow (31.0 ppg)
1980 Jay Vincent (22.1 ppg)
1981 Jay Vincent (24.1 ppg)
1985 Sam Vincent (23.7 ppg)
1986 Scott Skiles (29.1 ppg)
1991 Steve Smith (23.2 ppg)
1995 Shawn Respert (25.5 ppg)
2002 Marcus Taylor (17.7 ppg)

Big Ten All-Freshman Team

2004 Shannon Brown, G
2005 Drew Neitzel, G
2007 Raymar Morgan, F
2009 Delvon Roe, F
2012 Branden Dawson, G
2013 Gary Harris, G

HONORS & AWARDS



Travis Walton was a three-time Big Ten All-Defensive Team member and Defensive Player of the Year in 2009.

Big Ten

All-Defensive Team

| | |
|------|-------------------|
| 2006 | Shannon Brown, G |
| 2007 | Travis Walton, G |
| 2008 | Travis Walton, G |
| 2009 | Travis Walton, G |
| 2011 | Delvon Roe, F |
| 2012 | Draymond Green, F |
| 2014 | Gary Harris, G |

Big Ten Player of the Week

(Since 1981-82 season)

| | |
|----------------|------------------|
| Feb. 28, 1983 | Scott Skiles |
| March 7, 1983 | Scott Skiles |
| Feb. 4, 1985 | Sam Vincent |
| March 4, 1985 | Sam Vincent |
| Jan. 20, 1986 | Scott Skiles |
| Feb. 3, 1986 | Scott Skiles |
| Feb. 17, 1986 | Darryl Johnson |
| Dec. 7, 1988 | Steve Smith |
| Dec. 20, 1988 | Steve Smith |
| Jan. 31, 1989 | Kirk Manns |
| Dec. 4, 1989 | Steve Smith |
| Feb. 13, 1990 | Kirk Manns |
| March 6, 1990 | Steve Smith |
| March 13, 1990 | Steve Smith |
| Jan. 15, 1991 | Mike Peplowski |
| Jan. 22, 1991 | Steve Smith |
| Dec. 23, 1991 | Mike Peplowski |
| Feb. 17, 1992 | Mike Peplowski |
| Dec. 14, 1992 | Mike Peplowski |
| Feb. 28, 1994 | Shawn Respert |
| Jan. 9, 1995 | Eric Snow |
| Jan. 17, 1995 | Shawn Respert |
| Jan. 30, 1995 | Shawn Respert |
| Feb. 27, 1995 | Eric Snow |
| March 13, 1995 | Shawn Respert |
| Jan. 19, 1998 | Mateen Cleaves |
| Feb. 2, 1998 | Mateen Cleaves |
| Jan. 4, 1999 | Morris Peterson |
| Jan. 24, 1999 | Mateen Cleaves |
| Jan. 10, 2000 | Morris Peterson |
| Feb. 7, 2000 | Morris Peterson |
| Feb. 21, 2000 | Mateen Cleaves |
| Nov. 20, 2000 | Charlie Bell |
| Dec. 31, 2000 | Charlie Bell |
| Jan. 15, 2001 | Jason Richardson |
| Feb. 19, 2001 | Jason Richardson |
| Feb. 25, 2002 | Adam Ballinger |
| March 4, 2002 | Marcus Taylor |
| Jan. 27, 2003 | Chris Hill |
| Jan. 19, 2004 | Paul Davis |
| Feb. 2, 2004 | Paul Davis |

| | |
|---------------|-----------------|
| Dec. 13, 2004 | Paul Davis |
| March 7, 2005 | Alan Anderson |
| Nov. 28, 2005 | Paul Davis |
| Dec. 26, 2005 | Shannon Brown |
| Jan. 16, 2006 | Paul Davis |
| March 6, 2006 | Paul Davis |
| Nov. 20, 2006 | Drew Neitzel |
| Nov. 27, 2006 | Drew Neitzel |
| Feb. 26, 2007 | Drew Neitzel |
| Nov. 19, 2007 | Raymar Morgan |
| Jan. 7, 2008 | Raymar Morgan |
| Jan. 28, 2008 | Drew Neitzel |
| March 3, 2008 | Goran Suton |
| Jan. 5, 2009 | Raymar Morgan |
| Jan. 12, 2009 | Kalin Lucas |
| Feb. 16, 2009 | Delvon Roe |
| Feb. 1, 2010 | Durrell Summers |
| March 1, 2010 | Raymar Morgan |
| Nov. 29, 2010 | Kalin Lucas |
| Jan. 17, 2011 | Draymond Green |
| Dec. 5, 2011 | Keith Appling |
| Dec. 12, 2011 | Draymond Green |
| Jan. 2, 2012 | Keith Appling |
| Jan. 30, 2012 | Draymond Green |
| Feb. 13, 2012 | Draymond Green |
| Feb. 20, 2012 | Draymond Green |
| Dec. 24, 2012 | Derrick Nix |
| Feb. 4, 2013 | Keith Appling |
| Nov. 18, 2013 | Adreian Payne |
| Dec. 23, 2013 | Adreian Payne |
| Dec. 30, 2013 | Keith Appling |

Big Ten Freshman of the Week

(Since 2010-11 season)

| | |
|---------------|----------------|
| Jan. 30, 2012 | Branden Dawson |
| Nov. 19, 2012 | Gary Harris |
| Dec. 10, 2012 | Gary Harris |
| Feb. 18, 2013 | Gary Harris |

NCAA

All-Tournament Team

| | |
|------|-----------------|
| 1957 | Johnny Green |
| 1979 | Earvin Johnson |
| | Greg Kelsner |
| 2000 | Charlie Bell |
| | Mateen Cleaves |
| | A.J. Granger |
| | Morris Peterson |
| 2009 | Kalin Lucas |
| | Goran Suton |

Final Four

Most Outstanding

Player

| | |
|------|----------------|
| 1979 | Earvin Johnson |
| 2000 | Mateen Cleaves |

NCAA Tournament

All-Regional Team

| | |
|------|---------------------------|
| 1957 | Johnny Green (Midwest) |
| | Jack Quiggle (Midwest) |
| 1959 | Bob Anderegg (Midwest) |
| | Johnny Green (Midwest) |
| 1978 | Earvin Johnson (Midwest) |
| | Greg Kelsner (Midwest) |
| 1979 | Earvin Johnson (Midwest) |
| | Greg Kelsner (Midwest) |
| 1986 | Scott Skiles (Midwest) |
| 1990 | Steve Smith (Southeast) |
| 1999 | Mateen Cleaves (Midwest) |
| | A.J. Granger (Midwest) |
| | Morris Peterson (Midwest) |
| 2000 | Mateen Cleaves (Midwest) |
| | A.J. Granger (Midwest) |
| | Andre Hutson (Midwest) |
| | Morris Peterson (Midwest) |
| 2001 | Charlie Bell (South) |
| | David Thomas (South) |
| 2003 | Paul Davis (South) |
| | Erazem Lorbek (South) |
| 2005 | Maurice Ager (Austin) |
| | Shannon Brown (Austin) |
| | Paul Davis (Austin) |
| 2009 | Kalin Lucas (Midwest) |
| | Goran Suton (Midwest) |
| | Travis Walton (Midwest) |
| 2010 | Draymond Green (Midwest) |
| | Durrell Summers (Midwest) |
| 2012 | Draymond Green (West) |
| 2014 | Gary Harris (East) |
| | Adreian Payne (East) |

NCAA Regional

Most Outstanding

Player

| | |
|------|---------------------------|
| 1979 | Greg Kelsner (Midwest) |
| 1999 | Morris Peterson (Midwest) |
| 2000 | Morris Peterson (Midwest) |
| 2001 | Charlie Bell (South) |
| 2005 | Shannon Brown (Austin) |
| 2009 | Goran Suton (Midwest) |
| 2010 | Durrell Summers (Midwest) |

Most Valuable Player

(By vote of team to receive Chicago Tribune Award)

| | |
|------|-----------------|
| 1951 | James Snodgrass |
| 1952 | William Bower |
| 1953 | Albert Ferrari |
| 1954 | Albert Ferrari |
| 1955 | Albert Ferrari |
| 1956 | Julius McCoy |
| 1957 | George Ferguson |
| 1958 | Johnny Green |
| 1959 | Johnny Green |
| 1960 | Horace Walker |
| 1961 | Arthur Schwarm |

| | |
|------|-----------------------|
| 1962 | George (Pete) Gent |
| 1963 | Edward (Ted) Williams |
| 1964 | Frederick Thomann |
| 1965 | Stanley Washington |
| 1966 | Stanley Washington |
| 1967 | Matthew Aitch |
| 1968 | Lee Lafayette |
| 1969 | Lee Lafayette |
| 1970 | Ralph Simpson |
| 1971 | William Kilgore |
| 1972 | William Kilgore |
| 1973 | William Kilgore |
| 1974 | Michael Robinson |
| 1975 | Lindsay Hairston |
| 1976 | Terry Furlow |
| 1977 | Robert Chapman |
| 1978 | Greg Kelsner |
| 1979 | Earvin Johnson |
| 1980 | Jay Vincent |
| 1981 | Jay Vincent |
| 1982 | Kevin Smith |
| 1983 | Sam Vincent |
| 1984 | Sam Vincent |
| 1985 | Sam Vincent |
| 1986 | Scott Skiles |
| 1987 | Darryl Johnson |
| 1988 | Carlton Valentine |
| 1989 | Steve Smith |
| 1990 | Steve Smith |
| 1991 | Steve Smith |
| 1992 | Dwayne Stephens |
| 1993 | Mike Peplowski |
| 1994 | Shawn Respert |
| 1995 | Shawn Respert |
| 1996 | Quinton Brooks |
| 1997 | Ray Weathers |
| 1998 | Mateen Cleaves |
| 1999 | Mateen Cleaves |
| 2000 | Mateen Cleaves |
| | Morris Peterson |
| 2001 | Andre Hutson |
| | Jason Richardson |
| 2002 | Marcus Taylor |
| 2003 | Alan Anderson |
| | Chris Hill |
| 2004 | Paul Davis |
| 2005 | Alan Anderson |
| 2006 | Maurice Ager |
| | Shannon Brown |
| | Paul Davis |
| 2007 | Drew Neitzel |
| 2008 | Drew Neitzel |
| | Raymar Morgan |
| 2009 | Kalin Lucas |
| 2010 | Kalin Lucas |
| | Raymar Morgan |
| 2011 | Kalin Lucas |
| 2012 | Draymond Green |
| 2013 | Gary Harris |
| 2014 | Gary Harris |



HONORS & AWARDS

SPARTANS

Most Valuable Player

(By vote of press, radio, and television representatives to receive Charles S. Phillips Award)

| | |
|------|-----------------------|
| 1951 | Ray Steffen |
| 1952 | William Bower |
| 1953 | Albert Ferrari |
| 1954 | Albert Ferrari |
| 1955 | Albert Ferrari |
| 1956 | Julius McCoy |
| 1957 | Jack Quiggle |
| 1958 | Johnny Green |
| 1959 | Johnny Green |
| 1960 | Horace Walker |
| 1961 | Arthur Schwarm |
| 1962 | George (Pete) Gent |
| 1963 | Edward (Ted) Williams |
| 1964 | George (Pete) Gent |
| 1965 | William Curtis |
| 1966 | Stanley Washington |
| 1967 | Matthew Aitch |
| 1968 | Lee Lafayette |
| 1969 | Lee Lafayette |
| 1970 | Ralph Simpson |
| 1971 | William Kilgore |
| 1972 | Michael Robinson |
| 1973 | Michael Robinson |
| 1974 | Michael Robinson |
| 1975 | Lindsay Hairston |
| 1976 | Terry Furlow |
| 1977 | Greg Kelser |
| 1978 | Earvin Johnson |
| 1979 | Earvin Johnson |
| | Greg Kelser |
| 1980 | Jay Vincent |
| 1981 | Jay Vincent |
| 1982 | Kevin Smith |
| 1983 | Scott Skiles |
| 1984 | Sam Vincent |
| 1985 | Sam Vincent |
| 1986 | Scott Skiles |
| 1987 | Darryl Johnson |
| 1988 | Ken Redfield |
| 1989 | Steve Smith |
| 1990 | Steve Smith |
| 1991 | Steve Smith |
| 1992 | Mike Peplowski |
| 1993 | Shawn Respert |
| 1994 | Shawn Respert |
| 1995 | Shawn Respert |
| | Eric Snow |
| 1996 | Quinton Brooks |
| 1997 | Ray Weathers |
| 1998 | Mateen Cleaves |
| 1999 | Mateen Cleaves |
| 2000 | Mateen Cleaves |
| | Morris Peterson |
| 2001 | Charlie Bell |
| | Andre Hutson |
| 2002 | Marcus Taylor |
| 2003 | Chris Hill |
| 2004 | Paul Davis |
| 2005 | Alan Anderson |
| 2006 | Paul Davis |
| 2007 | Drew Neitzel |
| 2008 | Drew Neitzel |
| 2009 | Kalin Lucas |
| 2010 | Draymond Green |
| 2011 | Kalin Lucas |

| | |
|------|----------------|
| 2012 | Draymond Green |
| 2013 | Keith Appling |
| 2014 | Gary Harris |

John E. Benington**Best Defensive Player**

| | |
|------|-----------------|
| 1977 | James Coultre |
| 1978 | Robert Chapman |
| 1979 | Earvin Johnson |
| 1980 | Terry Donnelly |
| 1981 | Rick Kaye |
| 1982 | Ben Tower |
| 1983 | Ben Tower |
| 1984 | Ben Tower |
| 1985 | Richard Mudd |
| 1986 | Barry Fordham |
| 1987 | Vernon Carr |
| 1988 | Ed Wright |
| 1989 | Ken Redfield |
| 1990 | Ken Redfield |
| 1991 | Dwayne Stephens |
| 1992 | Mark Montgomery |
| 1993 | Dwayne Stephens |
| 1994 | Eric Snow |
| 1995 | Eric Snow |
| 1996 | Daimon Beathia |
| 1997 | Ray Weathers |
| 1998 | Charlie Bell |
| | Mateen Cleaves |
| | Antonio Smith |
| 1999 | Charlie Bell |
| 2000 | Charlie Bell |
| 2001 | Charlie Bell |
| | Andre Hutson |
| 2002 | Alan Anderson |
| | Kelvin Torbert |
| 2003 | Kelvin Torbert |
| 2004 | Kelvin Torbert |
| 2005 | Alan Anderson |
| | Kelvin Torbert |
| 2006 | Shannon Brown |
| 2007 | Travis Walton |
| 2008 | Travis Walton |
| 2009 | Travis Walton |
| 2010 | Chris Allen |
| | Raymar Morgan |
| 2011 | Keith Appling |
| 2012 | Keith Appling |
| 2013 | Keith Appling |
| | Gary Harris |
| 2014 | Branden Dawson |
| | Gary Harris |

Academic**All-Big Ten**

(from 1964)

| | |
|------|-----------------|
| 1966 | Bill Curtis |
| 1968 | Steve Rymal |
| 1970 | Ralph Simpson |
| 1978 | Terry Donnelly |
| 1979 | Greg Kelser |
| 1990 | Mark Montgomery |
| | Matt Steigenga |
| 1991 | Mark Montgomery |
| | Mike Peplowski |
| | Matt Steigenga |
| 1992 | Matt Steigenga |



Kelvin Torbert was voted MSU's Best Defensive Player four straight years.

| | |
|------|------------------|
| 1994 | Steve Polonowski |
| | Erik Qualman |
| 1995 | Steve Nicodemus |
| | Steve Polonowski |
| | Mark Prylow |
| 1996 | Steve Nicodemus |
| | Steve Polonowski |
| 1997 | Steve Polonowski |
| 2000 | Mat Ishbia |
| 2001 | Jason Andreas |
| | Mat Ishbia |
| 2002 | Jason Andreas |
| | Mat Ishbia |
| | Brian Westrick |
| 2003 | Jason Andreas |
| | Chris Hill |
| | Brian Westrick |
| | Adam Wolfe |
| 2004 | Jason Andreas |
| | Chris Hill |
| 2005 | Chris Hill |
| | Drew Naymick |
| 2006 | Jason Aerts |
| | Idong Ibok |
| | Drew Neitzel |
| 2007 | Brandon Darnton |
| | Jacob Hannon |
| | Idong Ibok |
| | Drew Naymick |
| | Drew Neitzel |
| | Bryan Tibaldi |
| 2008 | Isaiah Dahlman |
| | Tom Herzog |
| | Idong Ibok |
| | Drew Naymick |
| | Drew Neitzel |
| 2009 | Isaiah Dahlman |
| | Tom Herzog |
| | Idong Ibok |
| | Mike Kebler |
| 2010 | Isaiah Dahlman |
| | Tom Herzog |
| | Mike Kebler |
| 2011 | Mike Kebler |
| 2012 | Dan Chapman |
| | Adreian Payne |
| 2013 | Dan Chapman |
| 2014 | Trevor Bohnhoff |
| | Dan Chapman |
| | Matt Costello |
| | Colby Wollenman |

Academic**All-District IV**

| | |
|------|----------------|
| 1990 | Matt Steigenga |
| 2003 | Chris Hill |
| 2004 | Chris Hill |
| 2005 | Chris Hill |
| 2008 | Drew Neitzel |

Most Improved Player

| | |
|------|--------------------|
| 1963 | William Berry |
| 1964 | Stanley Washington |
| 1965 | Edward (Ted) Crary |
| 1966 | Matthew Aitch |
| 1967 | Heywood Edwards |
| 1968 | James Gibbons |
| 1969 | Tom Lick |
| 1970 | Rudy Benjamin |
| 1971 | Paul Dean |
| 1972 | Gary Ganakas |
| 1973 | Benny White |
| 1974 | Lindsay Hairston |
| 1975 | William Glover |
| 1976 | Dan Riewald |
| 1977 | Ronald Charles |
| 1978 | Michael Brkovich |
| 1979 | Terry Donnelly |
| 1980 | Ronald Charles |
| 1981 | Ben Tower |
| 1982 | Kevin Willis |
| 1983 | Kevin Willis |
| 1984 | Larry Polec |
| 1985 | Sam Vincent |
| 1986 | Darryl Johnson |
| 1987 | Carlton Valentine |
| 1988 | George Papadakos |
| 1989 | Kirk Manns |
| 1990 | Kirk Manns |
| 1991 | Mark Montgomery |
| 1992 | Dwayne Stephens |
| 1993 | Eric Snow |
| 1994 | Anthony Miller |
| 1995 | Jamie Feick |
| 1996 | Ray Weathers |
| 1997 | Antonio Smith |
| | Mateen Cleaves |
| 1998 | Morris Peterson |
| | Jason Klein |
| 1999 | Morris Peterson |
| 2000 | A.J. Granger |
| | Charlie Bell |
| 2001 | Jason Andreas |
| 2002 | Jason Andreas |
| | Adam Ballinger |
| 2003 | Kelvin Torbert |
| 2004 | Maurice Ager |
| | Kelvin Torbert |
| 2005 | Maurice Ager |
| 2006 | Shannon Brown |
| 2007 | Goran Suton |
| 2008 | Kalin Lucas |
| 2009 | Delvon Roe |
| | Durrell Summers |
| 2010 | Draymond Green |
| 2011 | Mike Kebler |
| 2012 | Derrick Nix |
| 2013 | Adreian Payne |
| 2014 | Denzel Valentine |



HONORS & AWARDS

Stephen G. Scofes**Inspirational Player***

| | |
|------|-------------------------|
| 1963 | William Schwarz |
| 1964 | Marcus Sanders |
| 1965 | John Shick |
| 1966 | Edward (Ted) Crary |
| 1967 | Edward (Ted) Crary |
| 1968 | Gerald Geistler |
| 1969 | John Holms |
| 1970 | Steve Kirkpatrick |
| 1971 | Ronald Gutkowski |
| 1972 | Ronald Gutkowski |
| 1973 | Gary Ganakas |
| 1974 | Robert (Joe) Shackleton |
| 1975 | Lovelle Rivers |
| 1976 | Benny White |
| 1977 | Edgar Wilson |
| 1978 | Dan Riewald |

| | |
|------|------------------|
| | Alfred Brown |
| 1979 | Mike Longaker |
| 1980 | Mike Longaker |
| 1981 | Mike Brkovich |
| 1982 | Derek Perry |
| 1983 | Derek Perry |
| 1984 | Ben Tower |
| 1985 | Scott Skiles |
| 1986 | Larry Polec |
| 1987 | Barry Fordham |
| 1988 | Todd Wolfe |
| 1989 | Todd Wolfe |
| 1990 | Todd Wolfe |
| 1991 | Mike Peplowski |
| 1992 | Matt Steigenga |
| 1993 | Mike Peplowski |
| 1994 | Kris Weshinsky |
| 1995 | Eric Snow |
| 1996 | David Hart |
| 1997 | Steve Polonowski |
| 1998 | DuJuan Wiley |
| 1999 | Antonio Smith |
| 2000 | Mateen Cleaves |
| 2001 | Brandon Smith |
| | David Thomas |
| 2002 | Mat Ishbia |
| 2003 | Adam Wolfe |
| 2004 | Jason Andreas |
| 2005 | Delco Rowley |
| 2006 | Delco Rowley |
| 2007 | Travis Walton |
| 2008 | Travis Walton |
| 2009 | Travis Walton |
| 2010 | Isaiah Dahlman |
| 2011 | Draymond Green |
| 2012 | Draymond Green |
| | Austin Thornton |
| 2013 | Derrick Nix |
| 2014 | Denzel Valentine |

* Sportsmanship Award prior to 1995

Unsung Player

| | |
|------|--------------|
| 1989 | Jim Sarkine |
| 1990 | Dave Mueller |
| 1991 | Jeff Casler |
| 1992 | Ron Haley |
| 1993 | Jon Zulauf |
| 1994 | Erik Qualman |
| 1995 | Mark Prylow |

| | |
|------|------------------|
| 1996 | Antonio Smith |
| 1997 | Morris Peterson |
| 1998 | Andre Hutson |
| | Jason Klein |
| 1999 | Andre Hutson |
| 2000 | Andre Hutson |
| | A.J. Granger |
| 2001 | David Thomas |
| 2002 | Tim Bograkovs |
| | Chris Hill |
| 2003 | Jason Andreas |
| 2004 | Tim Bograkovs |
| | Rashi Johnson |
| 2005 | Tim Bograkovs |
| 2006 | Delco Rowley |
| | Matt Trannon |
| 2007 | Drew Naymick |
| 2008 | Drew Naymick |
| 2009 | Isaiah Dahlman |
| | Idong Ibok |
| 2010 | Isaiah Dahlman |
| 2011 | Mike Kebler |
| 2012 | Anthony Ianni |
| | Derrick Nix |
| 2013 | Denzel Valentine |
| 2014 | Denzel Valentine |

Chairman of the Boards

| | |
|------|-------------------|
| 1996 | Jamie Feick |
| 2000 | Morris Peterson |
| 2001 | Andre Hutson |
| | Zach Randolph |
| 2002 | Adam Ballinger |
| 2003 | Aloysius Anagonye |
| 2004 | Paul Davis |
| 2005 | Paul Davis |
| 2006 | Paul Davis |
| 2007 | Goran Sutton |
| 2008 | Goran Sutton |
| 2009 | Goran Sutton |
| 2010 | Draymond Green |
| 2011 | Draymond Green |
| 2012 | Draymond Green |
| 2013 | Adreian Payne |
| 2014 | Branden Dawson |
| | Adreian Payne |
| | Denzel Valentine |

Scholar-Athlete Award

| | |
|------|------------------|
| 1996 | Steve Nicodemus |
| | Steve Polonowski |
| 1997 | Steve Polonowski |
| 1998 | A.J. Granger |
| 1999 | Charlie Bell |
| 2000 | A.J. Granger |
| 2001 | Jason Andreas |
| 2002 | Jason Andreas |
| 2003 | Chris Hill |
| 2004 | Chris Hill |
| 2005 | Chris Hill |
| | Drew Naymick |
| 2006 | Drew Naymick |
| 2007 | Jacob Hannon |
| | Drew Naymick |
| 2008 | Tom Herzog |
| | Drew Naymick |
| | Drew Neitzel |

| | |
|------|-----------------|
| 2009 | Tom Herzog |
| | Idong Ibok |
| | Mike Kebler |
| 2010 | Tom Herzog |
| | Mike Kebler |
| 2011 | Mike Kebler |
| 2012 | Adreian Payne |
| 2013 | Adreian Payne |
| 2014 | Colby Wollenman |

Distinguished**Spartan Award**

| | |
|------|------------------|
| 1997 | Rickey Ayala |
| 1998 | Julius McCoy |
| 1999 | Robin Roberts |
| 2000 | Horace Walker |
| 2001 | Johnny Green |
| 2002 | Gus Ganakas |
| 2003 | Lance Olson |
| 2004 | Greg Kelsner |
| 2005 | Peter Gent |
| 2006 | Kevin Willis |
| 2007 | Michael Longaker |
| 2009 | Jay Vincent |

Antonio Smith**Glue and Guts Award**

| | |
|------|-------------------|
| 2001 | Aloysius Anagonye |
| | Andre Hutson |
| 2002 | Aloysius Anagonye |
| 2003 | Aloysius Anagonye |
| 2004 | Tim Bograkovs |
| 2005 | Tim Bograkovs |
| 2006 | Matt Trannon |
| 2007 | Travis Walton |
| 2008 | Travis Walton |
| 2009 | Travis Walton |
| 2010 | Draymond Green |
| 2011 | Draymond Green |
| | Delvon Roe |
| 2012 | Draymond Green |
| 2013 | Derrick Nix |
| 2014 | Keith Appling |
| | Branden Dawson |

Tim Bograkovs**Walk-On Award**

| | |
|------|-----------------|
| 2007 | Jacob Hannon |
| 2008 | Mike Kebler |
| 2009 | Jon Crandell |
| 2010 | Jon Crandell |
| 2011 | Anthony Ianni |
| 2012 | Dan Chapman |
| 2013 | Dan Chapman |
| 2014 | Keenan Wetzel |
| | Colby Wollenman |

MSU Athletics**Hall of Fame**

| | |
|------|----------------|
| 1992 | Jack Breslin |
| | Bob Carey |
| | Lynn Chadnois |
| | Lyman Frimodig |
| | Johnny Green |
| | Earvin Johnson |
| | Robin Roberts |

| | |
|------|-----------------|
| 1996 | Chet Aubuchon |
| | Greg Kelsner |
| 2000 | Roger Groove |
| | Brad Van Pelt |
| 2001 | Jud Heathcote |
| | Steve Smith |
| 2007 | Scott Skiles |
| 2010 | Julius McCoy |
| 2011 | Mateen Cleaves |
| 2012 | Shawn Respert |
| 2013 | Morris Peterson |

Jesse Owens Big Ten**Male Athlete of the****Year**

| | |
|------|----------------|
| 2012 | Draymond Green |
|------|----------------|

George Alderton**Athlete of the Year**

(Presented annually to the top male athlete at MSU)

| | |
|------|----------------|
| 1985 | Sam Vincent |
| 1986 | Scott Skiles |
| 1991 | Steve Smith |
| 1995 | Shawn Respert |
| 1999 | Mateen Cleaves |
| 2000 | Mateen Cleaves |
| 2012 | Draymond Green |

Big Ten Conference**Medal of Honor**

(Presented annually at each conference institution for outstanding achievement in academics and athletics)

| | |
|------|--------------------|
| 1959 | Robert Andereg |
| 1964 | George (Pete) Gent |
| 1979 | Greg Kelsner |
| 1981 | Jay Vincent |
| 2005 | Chris Hill |
| 2008 | Drew Neitzel |

Dr. James Feurig**Achievement & Service****Award**

(Presented to a graduating senior for athletic and academic success, who demonstrates involvement in school/campus and community activities)

| | |
|------|------------------|
| 1980 | Michael Longaker |
| 1987 | Barry Fordham |
| 1992 | Matt Steigenga |

Chester Brewer**Leadership Award**

(Presented to a graduating senior for athletic and academic achievement and for possessing a high degree of character, leadership qualities and skill)

| | |
|------|----------------|
| 1957 | Pat Wilson |
| 1968 | John Bailey |
| 1980 | Terry Donnelly |
| 1995 | Eric Snow |

CURRENT SPARTANS IN THE NBA

SPARTANS

Five former Spartans were on NBA rosters during the 2013-14 NBA season.



ZACH RANDOLPH

Memphis Grizzlies

Randolph has averaged a double-double in seven of the last eight seasons, including totals of 17.4 points and 10.1 rebounds in 2013-14. He earned NBA All-Star honors for the second time of his career in 2012-13, averaging 15.4 points and 11.2 rebounds. In the playoffs, he led the Memphis Grizzlies to the Western Conference Finals. He was also an All-Star in 2009-10. His 13-year NBA career also includes stints with Portland, New York and the Los Angeles Clippers before joining the Grizzlies in 2009-10.




JASON RICHARDSON

Philadelphia 76ers

Richardson has averaged more than 10 points in each of his 12 active NBA seasons, including three years over 20 ppg. He won back-to-back NBA Slam Dunk titles in 2002 and 2003. He spent his first six seasons at Golden State, before moving to Charlotte, and then Phoenix. In 2010-11, he was traded to Orlando in a mid-season move, where he also spent the 2011-12 season. Injuries limited him to 33 games in 2012-13 in Philadelphia. He sat out the entire 2013-14 season with a knee injury.

BEHIND THE SCENES

Former MSU assistants Jim Boylan (Cleveland Cavaliers) and Jim Boylen (San Antonio Spurs) are NBA assistant coaches. Spartan Hall of Famer Shawn Respert is an assistant coach for the Memphis Grizzlies, while Travis Walton is an assistant coach for the Idaho Stampede in the NBDL. Former MSU video coordinator Paul Rivers is Director of Basketball Operations with the Oklahoma City Thunder. Jordan Ott, a former MSU video coordinator and graduate manager is the Video Coordinator with the Atlanta Hawks. Former managers have also found homes in the NBA. Brian Pauga is the General Manager for the Austin Toros of the NBDL and Director of Scouting for the San Antonio Spurs. Steve Hetzel is an assistant coach with the Charlotte Hornets. Dan Vincent is Manager of Video and Advanced Scouting with the Cleveland Cavaliers. Zach Peterson is a video intern with the Atlanta Hawks.



DRAYMOND GREEN

Golden State Warriors

Draymond Green has been a key reserve for Golden State over the last two seasons, averaging 4.6 points and 4.2 rebounds, including 6.2 points and 5.0 rebounds in 2013-14. His role expands in the playoffs, where he posted averages of 11.9 points and 8.3 rebounds in the 2014 playoffs. Green was selected in the second round of the 2012 NBA Draft by the Golden State Warriors.



ADREIAN PAYNE GARY HARRIS

Adreian Payne and Gary Harris were both selected in the first round of the 2014 NBA Draft. Payne was selected by the Atlanta Hawks with the No. 15 pick. Harris was drafted by the Chicago Bulls (No. 19) but traded to the Denver Nuggets on draft night.



SHANNON BROWN

New York Knicks

Brown was a key reserve on back-to-back World Championship teams with the Los Angeles Lakers in 2009 and 2010. In 2010, he participated in the NBA Slam Dunk Contest. He is the sixth Spartan to win an NBA Championship ring. In 2011, he signed a free agent deal with the Phoenix Suns, where he averaged 10.7 over two seasons. He's played with seven teams over the course of his career, including both San Antonio and New York in 2013-14.



ALAN ANDERSON

Brooklyn Nets

Alan Anderson played with the Brooklyn Nets in 2013-14, averaging 7.2 points. This follows the 2012-13 campaign with the Toronto Raptors, where he averaged 10.7 points and 2.3 rebounds in his most productive NBA season. An undrafted free agent out of MSU, Anderson played for Charlotte in 2005-06 and 2006-07. After several years overseas, he joined the Raptors at the end of the 2011-12 season.

SPARTANS IN THE NBA

Maurice Ager

Dallas (2006-08)
New Jersey (2007-09)
Minnesota (2010-11)

4-year NBA Avg.
2.1 ppg 0.6 rpg 0.2 apg

Matthew Aitch

Indiana (1967-68)

1-year NBA Avg.
5.6 ppg 3.6 rpg 0.4 apg

Bob Andereg

New York (1959-60)

1-year NBA Avg.
4.0 ppg 2.1 rpg 0.9 apg

Alan Anderson

Charlotte (2005-07)

Toronto (2011-13)

Brooklyn (2013-14)

5-year NBA Avg.
8.1 ppg 2.2 rpg 1.2 apg

Chet Aubuchon

Detroit (1946-47)

1-year NBA Avg.
2.2 ppg 0.7 apg

Charlie Bell

Phoenix (2001-02)

Dallas (2001-02)

Milwaukee (2005-10)

Golden State (2010-11)

7-year NBA Avg.
8.5 ppg 2.2 rpg 2.3 apg

Robert Brannum

Sheboygan (1948-50)

Boston (1951-55)

6-year NBA Avg.
7.4 ppg 7.0 rpg 2.1 apg

Shannon Brown

Cleveland (2006-08)

Chicago (2007-08)

Charlotte (2008-09)

Los Angeles Lakers (2008-11)

Phoenix (2011-13)

San Antonio Spurs (2014)

New York Knicks (2014)

8-year NBA Avg.
7.7 ppg 1.9 rpg 1.1 apg

Edward Burton

New York (1961-62)

St. Louis (1964-65)

2-year NBA Avg.
2.2 ppg 1.2 rpg 0.2 apg

Mateen Cleaves

Detroit (2000-01)

Sacramento (2001-03)

Cleveland (2003-04)

Seattle (2004-06)

6-year NBA Avg.
3.6 ppg 1.0 rpg 1.9 apg

Paul Davis

L.A. Clippers (2006-09)

Washington (2009-10)

4-year NBA Avg.
2.6 ppg 1.9 rpg 0.4 apg

Jamie Feick

Charlotte (1996-97)

San Antonio (1996-97)

Milwaukee (1997-99)

New Jersey (1998-2001)

6-year NBA Avg.
4.5 ppg 7.1 rpg 0.7 apg

Al Ferrari

St. Louis (1955-56; '58-62)

Chicago (1962-63)

6-year NBA Avg.
6.8 ppg 2.2 rpg 2.5 apg

Terry Furlow

Philadelphia (1976-77)

Cleveland (1977-79)

Atlanta (1978-80)

Utah (1979-80)

4-year NBA Avg.
10.7 ppg 2.1 rpg 2.4 apg

Draymond Green

Golden State (2012-14)

2-year NBA Avg.
4.6 ppg 4.2 rpg 1.3 apg

Johnny Green

New York (1959-66)

Baltimore (1965-67)

San Diego (1967-68)

Philadelphia (1967-69)

Cincinnati (1969-72)

Kansas City/Omaha (1972-73)

14-year NBA Avg.
11.6 ppg 8.6 rpg 1.4 apg

Lindsay Hairston

Detroit (1975-76)

1-year NBA Avg.
5.8 ppg 3.8 rpg 0.4 apg

Darryl Johnson

Cleveland (1995-96)

1-year NBA Avg.
1.1 ppg 0.2 rpg 0.1 apg

Earvin Johnson

Los Angeles (1979-91; '95-96)

13-year NBA Avg.
19.5 ppg 7.2 rpg 11.2 apg

Ken Johnson

Portland (1985-86)

1-year NBA Avg.
4.1 ppg 3.8 rpg 0.3 apg

Greg Kelser

Detroit (1979-82)

Seattle (1981-83)

San Diego (1983-84)

Indiana (1984-85)

6-year NBA Avg.
9.7 ppg 4.6 rpg 1.3 apg

Matthew Mazza

Sheboygan (1949-50)

1-year NBA Avg.
3.8 ppg 1.1 apg

Anthony Miller

L.A. Lakers (1994-96)

Atlanta (1996-98; 2000-01; '04-05)

Houston (1998-2001)

Philadelphia (2000-01)

8-year NBA Avg.
2.8 ppg 2.7 rpg 0.4 apg

Mike Peplowski

Sacramento (1993-94)

Detroit (1994-95)

Washington (1995-96)

Milwaukee (1995-96)

3-year NBA Avg.
2.6 ppg 2.9 rpg 0.4 apg

Morris Peterson

Toronto (2000-07)

New Orleans (2007-10)

Oklahoma City (2010-11)

11-year NBA Avg.
10.7 ppg 3.5 rpg 1.5 apg

Zach Randolph

Portland (2001-07)

New York (2007-09)

Los Angeles Clippers (2008-09)

Memphis (2009-14)

13-year NBA Avg.
17.2 ppg 9.4 rpg 1.8 apg

Shawn Respert

Milwaukee (1995-97)

Toronto (1996-98)

Dallas (1997-98)

Phoenix (1998-99)

4-year NBA Avg.
4.9 ppg 1.3 rpg 1.0 apg

Jason Richardson

Golden State (2001-07)

Charlotte (2007-09)

Phoenix (2008-11)

Orlando (2010-12)

Philadelphia (2012-14)

13-year NBA Avg.
17.3 ppg 5.0 rpg 2.7 apg

Ralph Simpson

Denver (1970-76; 77-78)

Detroit (1976-78)

Philadelphia (1978-79)

New Jersey (1978-80)

10-year NBA Avg.
8.4 ppg 2.1 rpg 2.2 apg

Scott Skiles

Milwaukee (1986-87)

Indiana (1987-89)

Orlando (1989-94)

Washington (1994-95)

Philadelphia (1995-96)

10-year NBA Avg.
11.1 ppg 2.5 rpg 6.5 apg

Steve Smith

Miami (1991-95; 2004-05)

Atlanta (1994-99)

Portland (1999-2001)

San Antonio (2001-03)

New Orleans (2003-04)

14-year NBA Avg.
14.3 ppg 3.2 rpg 3.1 apg

Eric Snow

Seattle (1995-98)

Philadelphia (1997-2004)

Cleveland (2004-08)

13-year NBA Avg.
6.8 ppg 2.5 rpg 5.0 apg

Matt Steigenga

Chicago (1996-97)

1-year NBA Avg.
1.5 ppg 1.5 rpg 1.0 apg

Jay Vincent

Dallas (1981-86)

Washington (1986-87)

Denver (1987-89)

San Antonio (1988-89)

Philadelphia (1989-90)

L.A. Lakers (1989-90)

9-year NBA Avg.
15.2 ppg 5.5 rpg 2.0 apg

Sam Vincent

Boston (1985-87)

Seattle (1987-88)

Chicago (1987-90)

Orlando (1990-92)

7-year NBA Avg.
7.8 ppg 2.1 rpg 3.9 apg

Horace Walker

Chicago (1961-62)

1-year NBA Avg.
6.7 ppg 7.2 rpg 1.1 apg

Kevin Willis

Atlanta (1984-95; 2004-05)

Miami (1994-96)

Golden State (1995-96)

Houston (1996-98; 2001-02)

Toronto (1998-2000)

San Antonio (2002-04)

Dallas (2006-07)

20-year NBA Avg.
12.1 ppg 8.4 rpg 0.9 apg



SPARTAN NBA DRAFT PICKS

SPARTANS



Mateen Cleaves and Morris Peterson were picked in the first round of the 2000 NBA Draft.

1952

Gordon Stauffer - Indianapolis

1955

Al Ferrari - Milwaukee
Bob Armstrong - Rochester

1956

Julius McCoy - St. Louis

1957

George Ferguson - Milwaukee - 7th Rd.

1958

Jack Quiggle - Detroit - 8th Rd.

1959

Johnny Green - New York - 1st Rd.
Bob Andereg - New York - 3rd Rd.

1960

Horace Walker - St. Louis - 4th Rd.

1964

Pete Gent - Baltimore - 14th Rd.

1966

Stan Washington - Los Angeles - 5th Rd.
Bill Curtis - Chicago - 8th Rd.

1967

Charles Smith - Baltimore - 11th Rd.
Matthew Aitch - Detroit - 13th Rd.

1969

Lee Lafayette - San Francisco - 4th Rd.

1971

Rudy Benjamin - San Diego - 5th Rd.

1972

Ralph Simpson - Chicago - 1st Rd.

1973

Bill Kilgore - Detroit - 9th Rd.

1974

Mike Robinson - Cleveland - 7th Rd.

1975

Lindsay Hairston - Detroit - 4th Rd.

1976

Terry Furlow - Philadelphia - 1st Rd.



Draymond Green was selected by Golden State in the second round of the 2012 NBA Draft.

1977

Bob Chapman - Kansas City 5th Rd.

1979

Earvin Johnson - L.A. Lakers - 1st Rd.
Greg Kelser - Detroit - 1st Rd.

1980

Ron Charles - Chicago - 4th Rd.

1981

Jay Vincent - Dallas - 2nd Rd.
Mike Brkovich - Milwaukee - 8th Rd.

1982

Kevin Smith - Detroit - 9th Rd.

1983

Derek Perry - Detroit - 6th Rd.

1984

Kevin Willis - Atlanta - 1st Rd.
Ben Tower - Detroit - 9th Rd.

1985

Sam Vincent - Boston - 1st Rd.
Ken Johnson - Portland - 2nd Rd.

1986

Scott Skiles - Milwaukee - 1st Rd.
Larry Polec - Detroit - 7th Rd.

1987

Darryl Johnson - Golden State - 3rd Rd.
Vernon Carr - Sacramento - 5th Rd.

1991

Steve Smith - Miami - 1st Rd.

1992

Matt Steigenga - Chicago - 2nd Rd.

1993

Mike Peplowski - Sacramento - 2nd Rd.

1994

Anthony Miller - Golden State - 2nd Rd.

1995


Shawn Respert - Portland - 1st Rd.
Eric Snow - Milwaukee - 2nd Rd.

1996

Jamie Feick - Philadelphia - 2nd Rd.



Adreian Payne (above) and Gary Harris (below) were both selected in the first round of the 2014 NBA Draft.

**2000**

Mateen Cleaves - Detroit - 1st Rd.
Morris Peterson - Toronto - 1st Rd.

2001

Jason Richardson - Golden St. - 1st Rd.
Zach Randolph - Portland - 1st Rd.
Andre Hutson - Milwaukee - 2nd Rd.

2002

Marcus Taylor - Minnesota - 2nd Rd.

2005

Erazem Lorbek - Indiana - 2nd Rd.

2006

Shannon Brown - Cleveland - 1st Rd.
Maurice Ager - Dallas - 1st Rd.
Paul Davis - L.A. Clippers - 2nd Rd.

2009

Goran Suton - Utah - 2nd Rd.

2012

Draymond Green - Golden State - 2nd Rd.

2014

Adreian Payne - Atlanta Hawks - 1st Rd.
Gary Harris - Chicago Bulls* - 1st Rd.

* Harris was selected by the Bulls for the Denver Nuggets as part of a draft night trade.



USA BASKETBALL

Olympic Games

Magic Johnson (1992)
Steve Smith (2000)

Goodwill Games

Shawn Respert (1994)
Tom Izzo (Asst. Coach 2001)

World Championships

Steve Smith (1994)
Mateen Cleaves (1998)
Charlie Bell (2005)

Pan-American Games

Jud Heathcote (Asst. Coach 1975, 1987)
Mike Peplowski (1991)
Matt Steigenga (1999)
Chris Hill (2003)
Tom Izzo (Head Coach 2003)
Drew Neitzel (2007)

Men's Select Team

Jason Richardson (2000)
Draymond Green (2014)

World University Games

John Benington (Head Coach 1967)
Kevin Willis (1983)
Steve Smith (1989)
Shawn Respert (1993)
Draymond Green (2011)
Adreian Payne (2013)

USA Hoop Summit

Zach Randolph (2000)
Marcus Taylor (2000)
Gary Harris (2012)

U-19 World Championships

Scott Skiles (1983)
Maurice Ager (2005)
Paul Davis (2003)
Raymar Morgan (2007)
Keith Appling (2011)

Young Men's Championship

Zach Randolph (2000)
Jason Richardson (2000)
Marcus Taylor (2001)

USA Youth Dev. Festival

Marcus Taylor (1998)
Zach Randolph (1999)
Alan Anderson (2000)
Paul Davis (2001)
Matt Trannon (2001)
Shannon Brown (2002)
Drew Naymick (2002)
Drew Neitzel (2003)
Isaiah Dahlman (2005)
Tom Herzog (2005)
Delvon Roe (2007)
Korie Lucious (2007)

**Under 18 National Team**

Chris Allen (2006)

Under 16 National Team

Brandon Kearney (2009)


Youth Olympic Games

Brandon Kearney (2010)

USA Olympic Festival

Robert Gonzalez (1979)
Ben Tower (1981)
Sam Vincent (1981-82)
Patrick Ford (1983)
Scott Skiles (1983)
Mike Peplowski (1989)
Matt Steigenga (1989)
Dwayne Stephens (1990)
Anthony Miller (1991)
Quinton Brooks (1993)


Bold indicates current Spartan



Earvin "Magic" Johnson won an Olympic Gold Medal with the original "Dream Team" in 1992.



Adreian Payne played in the 2013 World University Games.



Steve Smith won a Gold Medal with the 2000 Olympic Team.



Tom Izzo has twice served as a USA Basketball Coach.



Jason Richardson played with the 2000 Men's Select Team.



SPARTAN CAPTAINS

SPARTANS

| | |
|---------|--------------------------|
| 1898-99 | * |
| 1899-00 | * |
| 1900-01 | Charles Blanchard |
| 1901-02 | James Cooper |
| 1902-03 | Joseph Haftencamp |
| 1903-04 | Edward Balbach |
| 1904-05 | Foley Tuttle |
| 1905-06 | * |
| 1906-07 | Edward Krehl |
| 1907-08 | Roy Vondette |
| 1908-09 | Parnell McKenna |
| 1909-10 | Claude Hannish |
| 1910-11 | Fred Busch |
| 1911-12 | Ralph Chamberlain |
| 1912-13 | Robert Goss |
| 1913-14 | George Gauthier |
| 1914-15 | Oscar Miller |
| 1915-16 | Lyman Frimodig |
| 1916-17 | Albert McClelland |
| 1917-18 | Byron Murray |
| 1918-19 | Lawrence Kurtz |
| 1919-20 | George Garrett |
| 1920-21 | Walter Foster |
| 1921-22 | Lloyd Heasley |
| 1922-23 | Clarence Fessenden |
| 1923-24 | Wesley Eva |
| 1924-25 | Matt Nuttula |
| 1925-26 | Paul Hackett |
| 1926-27 | Kenneth Drew |
| 1927-28 | Verne Dickeson |
| 1928-29 | Carl Felt |
| 1929-30 | James VanZylen |
| 1930-31 | Arthur Haga |
| | Roger Grove |
| | Edward Scott |
| 1931-32 | Dee Pinneo |
| 1932-33 | Garold McCaslin |
| | Alton Kircher |
| 1933-34 | Wendall Patchett |
| 1934-35 | Robert Herrick |
| | Milo Rouse |
| | Arnold VanFaasen |
| 1935-36 | Daniel Reck |
| 1936-37 | Ron Garlock |
| 1937-38 | Howard Kraft |
| 1938-39 | Leo Callahan |
| 1939-40 | Max Dalrymple |
| | Martin Hutt |
| 1940-41 | Robert Phillips |
| 1941-42 | Chester Aubuchon |
| 1942-43 | Carl Petroski |
| 1943-44 | No Sched. - World War II |
| 1944-45 | Nickolas Hashu |
| 1945-46 | Oliver White |
| 1946-47 | Robin Roberts |
| 1947-48 | Robert Brannum |
| 1948-49 | Robert Geahan |
| | Jack Wulf |
| 1949-50 | Robert Robbins |
| 1950-51 | James Snodgrass |
| 1951-52 | Clarence (Sonny) Means |
| 1952-53 | Erik Furseth |
| 1953-54 | Keith Stackhouse |
| 1954-55 | Albert Ferrari |
| 1955-56 | Walter Godfrey |
| 1956-57 | George Ferguson |
| 1957-58 | Jack Quiggle |

| | |
|---------|--------------------|
| 1958-59 | Robert Anderegg |
| | Johnny Green |
| 1959-60 | Lance Olson |
| | Horace Walker |
| 1960-61 | David Fahs |
| 1961-62 | Arthur Schwarm |
| 1962-63 | John Lamers |
| 1963-64 | George (Pete) Gent |
| 1964-65 | Marcus Sanders |
| 1965-66 | William Curtis |
| 1966-67 | Matthew Aitch |
| 1967-68 | John Bailey |
| 1968-69 | Lee Lafayette |
| 1969-70 | James Gibbons |
| | Lloyd Ward |
| 1970-71 | Rudy Benjamin |
| 1971-72 | Ronald Gutkowski |
| | Patrick Miller |
| 1972-73 | William Kilgore |
| 1973-74 | Michael Robinson |
| 1974-75 | Lindsay Hairston |
| 1975-76 | Terry Furlow |
| 1976-77 | Robert Chapman |
| 1977-78 | Robert Chapman |
| | Gregory Kelsner |
| 1978-79 | Earvin Johnson |
| | Gregory Kelsner |
| 1979-80 | Ronald Charles |
| | Terry Donnelly |
| 1980-81 | Michael Brkovich |
| | Jay Vincent |
| 1981-82 | Kurt James |
| | Kevin Smith |
| 1982-83 | William Cavood |
| | Derek Perry |
| 1983-84 | Benjamin Tower |
| | Kevin Willis |
| 1984-85 | Sam Vincent |
| | Richard Mudd |
| 1985-86 | Scott Skiles |
| | Larry Polec |
| 1986-87 | Darryl Johnson |
| | Barry Fordham |
| 1987-88 | George Papadakos |
| | Carlton Valentine |
| | Ed Wright |
| 1988-89 | Ken Redfield |
| | Todd Wolfe |
| 1989-90 | Ken Redfield |
| | Steve Smith |
| 1990-91 | Steve Smith |
| | Matt Steigenga |
| 1991-92 | Mark Montgomery |
| | Matt Steigenga |
| 1992-93 | Mike Peplowski |
| | Dwayne Stephens |
| 1993-94 | Kris Weshinsky |
| | Shawn Respert |
| 1994-95 | Eric Snow |
| | Shawn Respert |
| 1995-96 | Quinton Brooks |
| | Jamie Feick |
| 1996-97 | Steve Polonowski |
| | Antonio Smith |
| 1997-98 | Antonio Smith |
| | Mateen Cleaves |

| | |
|-----------|--------------------|
| 1998-99 | Antonio Smith |
| | Mateen Cleaves |
| | Jason Klein |
| | Thomas Kelley |
| 1999-2000 | Mateen Cleaves |
| | A.J. Granger |
| | Morris Peterson |
| 2000-01 | Charlie Bell |
| | Andre Hutson |
| | David Thomas |
| 2001-02 | Aloysius Anagnonye |
| | Adam Ballinger |
| | Marcus Taylor |
| 2002-03 | Aloysius Anagnonye |
| | Adam Ballinger |
| 2003-04 | Alan Anderson |
| | Jason Andreas |
| | Kelvin Torbert |
| 2004-05 | Alan Anderson |
| | Tim Bograkovs |
| | Chris Hill |
| | Kelvin Torbert |
| 2005-06 | Maurice Ager |
| | Shannon Brown |
| | Paul Davis |
| | Delco Rowley |
| 2006-07 | Drew Neitzel |
| | Travis Walton |
| 2007-08 | Drew Neitzel |
| | Travis Walton |
| 2008-09 | Kalin Lucas |
| | Travis Walton |
| 2009-10 | Isaiah Dahliman |
| | Draymond Green |
| | Kalin Lucas |
| | Raymar Morgan |
| 2010-11 | Draymond Green |
| | Kalin Lucas |
| 2011-12 | Draymond Green |
| | Austin Thornton |
| 2012-13 | Keith Appling |
| | Russell Byrd |
| | Derrick Nix |
| 2013-14 | * |

* - no captains selected



Antonio Smith was a three-year captain from 1996-97 to 1998-99.





SPARTAN RECORDS

NATION'S BEST SIX FINAL FOUR APPEARANCES IN 16 YEARS



SCORING RECORDS

SPARTANS

INDIVIDUAL

Career

| POINTS | NO. | YEARS |
|-------------------|-------|---------|
| 1. Shawn Respert | 2,531 | 1990-95 |
| 2. Steve Smith | 2,263 | 1987-91 |
| 3. Scott Skiles | 2,145 | 1982-86 |
| 4. Greg Kelsner | 2,014 | 1975-79 |
| 5. Kalin Lucas | 1,996 | 2007-11 |
| 6. Jay Vincent | 1,914 | 1977-81 |
| 7. Sam Vincent | 1,851 | 1981-85 |
| 8. Terry Furlow | 1,777 | 1972-76 |
| 9. Paul Davis | 1,718 | 2002-06 |
| 10. Mike Robinson | 1,717 | 1971-74 |

| SCORING AVG. | NO. (GMS.) | YEARS |
|--------------------|------------|---------|
| 1. Mike Robinson | 24.2 (71) | 1971-74 |
| 2. Shawn Respert | 21.2 (119) | 1990-95 |
| 3. Julius McCoy | 20.9 (66) | 1953-56 |
| 4. Steve Smith | 18.5 (122) | 1987-91 |
| 5. Scott Skiles | 18.2 (118) | 1982-86 |
| 6. Stan Washington | 18.0 (69) | 1963-66 |
| 7. Terry Furlow | 17.8 (100) | 1972-76 |
| 8. Greg Kelsner | 17.5 (115) | 1975-79 |
| 9. Pete Gent | 17.4 (66) | 1961-64 |
| 10. Earvin Johnson | 17.1 (62) | 1977-79 |

Season

| POINTS | NO. | YEAR |
|--------------------|-----|-----------|
| 1. Scott Skiles | 850 | 1985-86 |
| 2. Terry Furlow | 793 | 1975-76 |
| 3. Shawn Respert | 778 | 1993-94 |
| 4. Steve Smith | 752 | 1990-91 |
| 5. Shawn Respert | 716 | 1994-95 |
| 6. Ralph Simpson | 667 | 1969-70 |
| 7. Sam Vincent | 666 | 1984-85 |
| 8. Morris Peterson | 657 | 1999-2000 |
| 9. Maurice Ager | 656 | 2005-06 |
| 10. Drew Neitzel | 635 | 2006-07 |

By Class:

Fresh.: Earvin Johnson - 511 (1977-78)

Soph.: Ralph Simpson - 667 (1969-70)

Junior: Shawn Respert - 778 (1993-94)

Senior: Scott Skiles - 850 (1985-86)

| SCORING AVG. | AVG. | YEAR |
|------------------|------|---------|
| 1. Terry Furlow | 29.4 | 1975-76 |
| 2. Ralph Simpson | 29.0 | 1969-70 |
| 3. Scott Skiles | 27.4 | 1985-86 |
| 4. Julius McCoy | 27.2 | 1955-56 |
| 5. Shawn Respert | 25.6 | 1994-95 |
| 6. Mike Robinson | 25.3 | 1972-73 |
| 7. Steve Smith | 25.1 | 1990-91 |
| 8. Mike Robinson | 24.7 | 1971-72 |
| 9. Shawn Respert | 24.3 | 1993-94 |
| 10. Sam Vincent | 23.0 | 1984-85 |

By Class:

Fresh.: Earvin Johnson - 17.0 (1977-78)

Soph.: Ralph Simpson - 29.0 (1969-70)

Junior: Mike Robinson - 25.3 (1972-73)

Senior: Terry Furlow - 29.4 (1975-76)

YEAR-BY-YEAR SCORING LEADERS

Based on total points (since 1926-27)

| YEAR | NAME, POS. | PTS. (AVG.) | YEAR | NAME, POS. | PTS. (AVG.) |
|---------|-----------------------------|-------------|-----------|----------------------|-------------|
| 1926-27 | V. Dickeson, f | 62 (NA) | 1970-71 | Rudy Benjamin, g | 520 (21.2) |
| 1927-28 | V. Dickeson, f | 100 (NA) | 1971-72 | Mike Robinson, g | 594 (24.7) |
| 1928-29 | Arthur Haga, g | 99 (NA) | 1972-73 | Mike Robinson, g | 608 (25.3) |
| 1929-30 | Roger Grove, f | 91 (NA) | 1973-74 | Mike Robinson, g | 515 (22.4) |
| 1930-31 | Roger Grove, f | 135 (NA) | 1974-75 | Terry Furlow, f | 509 (20.4) |
| 1931-32 | Randy Boeskool, c | 80 (NA) | 1975-76 | Terry Furlow, f | 793 (29.4) |
| 1932-33 | Gerald McCaslin, f | 92 (NA) | 1976-77 | Greg Kelsner, f | 565 (21.7) |
| 1933-34 | Maurice Buysse, c | 126 (NA) | 1977-78 | Greg Kelsner, f | 531 (17.7) |
| 1934-35 | Arnold Van Faasen, c | 133 (NA) | 1978-79 | Greg Kelsner, f | 602 (18.8) |
| 1935-36 | Ron Garlock, g | 109 (NA) | 1979-80 | Jay Vincent, c/f | 582 (21.6) |
| 1936-37 | Leonard Oesterink, f | 112 (NA) | 1980-81 | Jay Vincent, c/f | 609 (22.6) |
| 1937-38 | George Falkowski, f | 173 (NA) | 1981-82 | Kevin Smith, g | 436 (15.6) |
| 1938-39 | George Falkowski, f | 119 (NA) | 1982-83 | Sam Vincent, g | 498 (16.6) |
| 1939-40 | Chet Aubuchon, g | 169 (NA) | 1983-84 | Scott Skiles, g | 405 (14.5) |
| 1940-41 | Max Hindman, f | 144 (NA) | 1984-85 | Sam Vincent, g | 666 (23.0) |
| 1941-42 | Joe Gerard, f | 239 (NA) | 1985-86 | Scott Skiles, g | 850 (27.4) |
| 1942-43 | John Cavood, f | 118 (NA) | 1986-87 | Darryl Johnson, g | 618 (22.1) |
| 1943-44 | No team due to World War II | | 1987-88 | Carlton Valentine, f | 371 (13.3) |
| 1944-45 | Sam Fortino, f | 203 (11.9) | 1988-89 | Steve Smith, g | 585 (17.7) |
| 1945-46 | Sam Fortino, f | 251 (12.0) | 1989-90 | Steve Smith, g | 627 (20.2) |
| 1946-47 | Bob Geahan, f | 235 (11.2) | 1990-91 | Steve Smith, g | 752 (25.1) |
| 1947-48 | Bob Brannum, c | 344 (15.6) | 1991-92 | Shawn Respert, g | 474 (15.8) |
| 1948-49 | Bill Rapchak, f | 211 (10.6) | 1992-93 | Shawn Respert, g | 563 (20.1) |
| 1949-50 | Dan Smith, f | 207 (9.4) | 1993-94 | Shawn Respert, g | 778 (24.3) |
| 1950-51 | Ray Steffen, c | 186 (8.9) | 1994-95 | Shawn Respert, g | 716 (25.6) |
| 1951-52 | Keith Stackhouse, f | 236 (11.8) | 1995-96 | Quinton Brooks, f | 505 (16.3) |
| 1952-53 | Al Ferrari, f | 351 (16.0) | 1996-97 | Ray Weathers, g | 395 (13.6) |
| 1953-54 | Julius McCoy, f | 409 (18.6) | 1997-98 | Mateen Cleaves, g | 484 (16.1) |
| 1954-55 | Al Ferrari, f | 442 (20.1) | 1998-99 | Morris Peterson, f | 516 (13.6) |
| 1955-56 | Julius McCoy, f | 600 (27.2) | 1999-2000 | Morris Peterson, f | 657 (16.8) |
| 1956-57 | Jack Quiggle, g | 384 (15.3) | 2000-01 | Jason Richardson, g | 486 (14.7) |
| 1957-58 | Johnny Green, c | 397 (18.0) | 2001-02 | Marcus Taylor, g | 488 (16.8) |
| 1958-59 | Bob Anderegg, f | 450 (19.5) | 2002-03 | Chris Hill, g | 479 (13.7) |
| 1959-60 | Horace Walker, f/c | 473 (22.6) | 2003-04 | Paul Davis, c | 474 (15.8) |
| 1960-61 | Dick Hall, f/c | 390 (16.2) | 2004-05 | Maurice Ager, g | 464 (14.1) |
| 1961-62 | Pete Gent, f | 311 (14.1) | 2005-06 | Maurice Ager, g | 656 (19.3) |
| 1962-63 | Pete Gent, f | 329 (16.4) | 2006-07 | Drew Neitzel, g | 635 (18.1) |
| 1963-64 | Pete Gent, f | 506 (21.0) | 2007-08 | Raymar Morgan, f | 505 (14.0) |
| 1964-65 | Stan Washington, f | 490 (21.3) | 2008-09 | Kalin Lucas, g | 559 (14.7) |
| 1965-66 | Stan Washington, f | 397 (18.0) | 2009-10 | Kalin Lucas, g | 490 (14.8) |
| 1966-67 | Matthew Aitch, c | 376 (16.3) | 2010-11 | Kalin Lucas, g | 578 (17.0) |
| 1967-68 | Lee Lafayette, c/f | 405 (16.8) | 2011-12 | Draymond Green, f | 601 (16.2) |
| 1968-69 | Lee Lafayette, c/f | 430 (18.7) | 2012-13 | Keith Applng, g | 481 (13.4) |
| 1969-70 | Ralph Simpson, g | 667 (29.0) | 2013-14 | Gary Harris, g | 586 (16.7) |

TEAM

Season

| POINTS | NO. | GAMES |
|--------------|-------|----------|
| 1. 1999-2000 | 2,889 | 39 games |
| 2. 2013-14 | 2,870 | 38 games |
| 3. 2008-09 | 2,737 | 38 games |
| 4. 1998-99 | 2,726 | 38 games |
| 5. 2009-10 | 2,658 | 37 games |

| SCORING AVG. | AVG. (PTS.) | GAMES |
|--------------|--------------|--------|
| 1. 1963-64 | 92.1 (2,211) | 24 gms |
| 2. 1964-65 | 85.9 (1,977) | 23 gms |
| 3. 1985-86 | 83.1 (2,576) | 31 gms |
| 4. 1958-59 | 82.0 (1,886) | 23 gms |
| 5. 1972-73 | 81.8 (1,964) | 24 gms |

Game

| POINTS | OPPONENT | DATE |
|--------|--------------|------------|
| 1. 121 | Morehead St. | 12/1/1992 |
| 2. 118 | Alcorn State | 12/13/2008 |
| 118 | Oklahoma | 12/21/1963 |
| 4. 117 | Ball State | 12/29/1994 |
| 5. 114 | Michigan | 3/4/2000 |

Big Ten Game

| POINTS | OPPONENT | DATE |
|--------|--------------|-----------|
| 1. 114 | Michigan | 3/4/2000 |
| 2. 110 | Purdue | 3/1/1965 |
| 3. 107 | Iowa | 2/15/1964 |
| 107 | Indiana | 1/11/1964 |
| 107 | Iowa | 2/22/1964 |
| 107 | Northwestern | 2/29/1964 |



SCORING RECORDS

TOP INDIVIDUAL GAMES

| | | |
|----|---------------------------------|------------------------------|
| 50 | Terry Furlow vs. Iowa | 1/5/1976 (MSU 105-88) |
| 48 | Terry Furlow vs. Northwestern | 1/8/1976 (NU 105-89) |
| 45 | Scott Skiles vs. Minnesota | 1/18/1986 (UM 76-71) |
| | Julius McCoy vs. Notre Dame | 12/21/1955 (MSU 84-78) |
| 43 | Shawn Respert vs. Minnesota | 2/23/1994 (MSU 85-68) |
| | Scott Skiles vs. Ohio State | 3/8/1986 (MSU 91-81) |
| 42 | Darryl Johnson vs. BYU | 12/29/1986 (BYU 96-88) |
| | Terry Furlow vs. Ohio State | 1/10/1976 (MSU 92-82) |
| | Ralph Simpson vs. W. Mich. | 12/13/1969 (MSU 86-71) |
| 41 | Adreian Payne vs. Delaware | 3/20/2014 (MSU 93-78) |
| | Terry Furlow vs. Detroit | 12/22/1975 (UD 85-82) |
| | Rudy Benjamin vs. Butler | 12/14/1970 (MSU 99-75) |
| | Julius McCoy vs. Michigan | 2/6/1956 (MSU 86-76) |
| 40 | Shawn Respert vs. Indiana | 1/11/1995 (IU 89-82) |
| | Shawn Respert vs. Indiana | 3/9/1994 (MSU 94-78) |
| | Kirk Manns vs. Purdue | 1/25/1989 (MSU 106-83) |
| | Scott Skiles vs. Michigan | 1/25/1986 (MSU 91-79) |
| | Terry Furlow vs. Indiana | 2/9/1976 (IU 85-70) |
| | Mike Robinson vs. N'western | 3/3/1973 (MSU 86-72) |
| | Ralph Simpson vs. Oregon | 12/27/1969 (UO 87-82) |
| | Julius McCoy vs. Ohio State | 1/28/1956 (MSU 94-91) |
| 39 | Shawn Respert vs. Iowa | 3/8/1995 (UI 79-78) |
| | Steve Smith vs. Minnesota | 3/3/1990 (MSU 75-73) |
| | Sam Vincent vs. Purdue | 1/10/1985 (MSU 81-72 ot) |
| 38 | Steve Smith vs. Central Mich. | 12/20/1990 (MSU 74-61) |
| | Terry Furlow vs. Michigan | 2/14/1976 (UM 81-64) |
| | Mike Robinson vs. Iowa | 1/15/1973 (MSU 76-74) |
| 37 | Shawn Respert vs. Nebraska | 12/10/1994 (UN 96-91) |
| | Jay Vincent vs. Minnesota | 2/28/1981 (UM 92-89 ot) |
| | Mike Robinson vs. Michigan | 3/4/1972 (MSU 96-92) |
| | Ralph Simpson vs. Minnesota | 1/30/1970 (UM 92-87) |
| 36 | Maurice Ager vs. Gonzaga | 11/22/2005 (GU 109-106, 3OT) |
| | Steve Smith vs. Michigan | 3/1/1990 (MSU 78-70) |
| | Steve Smith vs. Auburn | 11/24/1989 (MSU 92-79) |
| | Scott Skiles vs. Wisconsin | 1/30/1986 (MSU 83-81) |
| | Jay Vincent vs. Iowa | 1/10/1981 (UI 65-57) |
| | Jay Vincent vs. Michigan | 2/16/1980 (MSU 82-74) |
| | Greg Kelsner vs. Detroit | 12/21/1977 (MSU 103-74) |
| | Terry Furlow vs. Ohio State | 2/3/1975 (MSU 101-83) |
| | Mike Robinson vs. Central Mich. | 12/1/1973 (MSU 78-70) |
| | Ralph Simpson vs. Eastern Ky. | 12/1/1969 (MSU 89-35) |
| | Bill Curtis vs. Michigan | 1/26/1965 (UM 103-98) |
| 35 | Shawn Respert vs. Illinois | 2/15/1995 (MSU 68-58) |
| | Steve Smith vs. Illinois | 1/17/1991 (MSU 71-68) |
| | Steve Smith vs. Evansville | 12/18/1990 (MSU 81-76) |
| | Scott Skiles vs. Northwestern | 2/27/1986 (MSU 82-48) |
| | Scott Skiles vs. Ohio St. | 2/24/1983 (MSU 101-94 3 ot) |
| | Terry Furlow vs. Illinois | 1/24/1976 (MSU 74-63) |
| | Ralph Simpson vs. Purdue | 2/3/1970 (PU 105-86) |
| | Ralph Simpson vs. Notre Dame | 1/20/1970 (MSU 85-82) |
| | Ted Williams vs. Purdue | 3/4/1963 (PU 94-93) |
| | Lance Olson vs. Iowa | 1/23/1960 (MSU 90-80) |
| | Julius McCoy vs. Wisconsin | 2/27/1956 (MSU 89-82) |


By Class

Freshman: 32 - Scott Skiles vs. Ohio State (2/24/1983)

Sophomore: 42 - Ralph Simpson vs. W. Mich. (12/13/1969)

Junior: 45 - Julius McCoy vs. Notre Dame (12/21/1955)

Senior: 50 - Terry Furlow vs. Iowa (1/5/1976)



Terry Furlow owns the top two single-game scoring efforts in MSU history.

TOP TEAM GAMES

| PTS. | OPP. (MSU-OPP.) | DATE (LOCATION) |
|------|----------------------------|----------------------------------|
| 121 | Morehead State (121-53) | 12/1/1992 (East Lansing) |
| 118 | Alcorn State (118-60) | 12/13/2008 (East Lansing) |
| | Oklahoma (118-100) | 12/21/1963 (Tempe, Ariz.) |
| 117 | Ball State (117-95) | 12/29/1994 (East Lansing) |
| 114 | Michigan (114-63) | 3/4/2000 (East Lansing) |
| 111 | Cleveland State (111-68) | 12/12/1994 (East Lansing) |
| 110 | Nebraska Omaha (110-68) | 12/4/2011 (East Lansing) |
| | Purdue (110-92) | 3/1/1965 (East Lansing) |
| 109 | Northern Michigan (109-86) | 11/30/1963 (East Lansing) |
| | Western Mich. (109-69) | 12/13/1978 (Kalamazoo, Mich.) |
| 107 | East Tenn. State (107-81) | 12/9/1993 (East Lansing) |
| | Northwestern (107-97) | 2/29/1964 (East Lansing) |
| | Iowa (107-89) | 2/22/1964 (Iowa City, Iowa) |
| | Iowa (107-82) | 2/15/1964 (East Lansing) |
| | Indiana (107-103) | 1/11/1964 (East Lansing) |
| 106 | UMass (106-68) | 11/28/2009 (Atlantic City, N.J.) |
| | Gonzaga (106-109, 3OT) | 11/22/2005 (Lahaina, Hawai'i) |
| | Purdue (106-83) | 1/25/1989 (East Lansing) |
| | Wisconsin (106-90) | 1/6/1964 (East Lansing) |
| 105 | Iowa (105-88) | 1/5/1976 (East Lansing) |
| | Wisconsin (105-87) | 1/25/1975 (East Lansing) |
| 104 | UW-Green Bay (104-46) | 11/23/2004 (East Lansing) |
| | Florida A&M (104-72) | 11/19/2004 (East Lansing) |
| | Bowling Green St. (104-81) | 12/7/1963 (East Lansing) |
| 103 | Indiana (103-74) | 3/2/2008 (East Lansing) |
| | Loyola (Ill.) (103-71) | 12/9/2000 (Chicago, Ill.) |
| | Central Michigan (103-60) | 1/29/1985 (East Lansing) |
| | Detroit (103-74) | 12/21/1977 (Detroit) |
| | Rochester (103-61) | 12/29/1972 (Rochester, N.Y.) |
| | Wichita State (103-68) | 12/10/1966 (East Lansing) |
| | Michigan (103-91) | 2/14/1959 (East Lansing) |
| 102 | Nicholls State (102-52) | 11/27/2004 (East Lansing) |
| | New Hampshire (102-65) | 12/30/1977 (Norfolk, Va.) |
| | Ohio State (102-99) | 1/27/1964 (East Lansing) |
| | Alma (102-3) | 2/1/1902 (East Lansing) |
| 101 | New Orleans (101-48) | 12/28/2013 (East Lansing) |
| | Nebraska (101-78) | 12/4/1991 (East Lansing) |
| | Ohio State (101-94, 3OT) | 2/24/1983 (East Lansing) |
| | Marshall (101-82) | 12/19/1981 (East Lansing) |
| | Pennsylvania (101-67) | 3/24/1979 (Salt Lake City, Utah) |
| | Ohio State (101-83) | 2/3/1975 (Columbus, Ohio) |
| | Western Michigan (101-100) | 12/4/1963 (East Lansing) |
| 100 | Idaho (100-62) | 11/16/2008 (East Lansing) |
| | Iowa (100-91) | 2/12/1972 (Iowa City, Iowa) |



1,000-POINT SCORERS

SPARTANS



Shawn Respert




Steve Smith



Scott Skiles




Greg Kelsner

**1. SHAWN RESPERT - 2,531 POINTS**


Respert scored his 1,000th point in his 56th game vs. Penn State (March 13, 1993).

| Year | GP/GS | FG-FGA | Pct. | 3FG-FGA | Pct. | FT-FTA | Pct. | Reb/Avg. | Ast/Avg. | Pts/Avg. |
|---------------|----------------|-----------------|-------------|----------------|-------------|----------------|-------------|----------------|----------------|------------------|
| 1990-91 | 1/0 | 0-2 | .000 | 0-0 | .000 | 0-0 | .000 | 0/0.0 | 0/0.0 | 0/0.0 |
| 1991-92 | 30/30 | 173-344 | .503 | 60-132 | .454 | 68-78 | .872 | 64/2.1 | 62/2.1 | 474/15.8 |
| 1992-93 | 28/28 | 192-399 | .481 | 60-140 | .429 | 119-139 | .856 | 111/4.0 | 73/2.6 | 563/20.1 |
| 1993-94 | 32/32 | 272-562 | .484 | 92-205 | .449 | 142-169 | .840 | 127/4.0 | 81/2.5 | 778/24.3 |
| 1994-95 | 28/28 | 229-484 | .473 | 119-251 | .474 | 139-160 | .869 | 111/4.0 | 85/3.0 | 716/25.6 |
| Totals | 119/118 | 866-1791 | .483 | 331-728 | .455 | 468-546 | .857 | 413/3.4 | 301/2.5 | 2531/21.2 |

**2. STEVE SMITH - 2,263 POINTS**

Smith scored his 1,000th point in his 66th game vs. Furman (Dec. 2, 1989).

| Year | GP/GS | FG-FGA | Pct. | 3FG-FGA | Pct. | FT-FTA | Pct. | Reb/Avg. | Ast/Avg. | Pts/Avg. |
|---------------|----------------|-----------------|-------------|----------------|-------------|----------------|-------------|----------------|----------------|------------------|
| 1987-88 | 28/26 | 108-232 | .466 | 14-30 | .467 | 69-91 | .758 | 112/4.0 | 82/2.9 | 299/10.7 |
| 1988-89 | 33/32 | 217-454 | .478 | 22-63 | .349 | 129-169 | .763 | 229/6.0 | 112/3.4 | 585/17.7 |
| 1989-90 | 31/29 | 233-443 | .526 | 45-98 | .459 | 116-167 | .695 | 216/7.0 | 150/4.9 | 627/20.2 |
| 1990-91 | 30/30 | 268-566 | .474 | 66-162 | .407 | 150-187 | .802 | 183/6.1 | 109/3.6 | 752/25.1 |
| Totals | 122/117 | 826-1695 | .487 | 147-353 | .416 | 464-614 | .756 | 740/6.1 | 453/3.7 | 2263/18.5 |

**3. SCOTT SKILES - 2,145 POINTS**


Skiles scored his 1,000th point in his 72nd game vs. Illinois (Jan. 12, 1985).

| Year | GP/GS | FG-FGA | Pct. | 3FG-FGA | Pct. | FT-FTA | Pct. | Reb/Avg. | Ast/Avg. | Pts/Avg. |
|---------------|----------------|-----------------|-------------|--------------|-------------|----------------|-------------|----------------|----------------|------------------|
| 1982-83 | 30/27 | 141-286 | .493 | 25-50 | .500 | 69-83 | .831 | 63/2.1 | 146/4.9 | 376/12.5 |
| 1983-84 | 28/28 | 153-319 | .480 | — | — | 99-119 | .832 | 62/2.2 | 128/4.6 | 405/14.5 |
| 1984-85 | 29/29 | 212-420 | .505 | — | — | 90-114 | .790 | 93/3.2 | 168/5.8 | 514/17.1 |
| 1985-86 | 31/31 | 331-598 | .554 | — | — | 188-209 | .900 | 135/4.4 | 203/6.5 | 850/27.4 |
| Totals | 118/115 | 837-1623 | .516 | 25-50 | .500 | 446-525 | .850 | 353/3.0 | 645/5.5 | 2145/18.2 |

**4. GREG KELSNER - 2,014 POINTS**

Kelsner scored his 1,000th point in his 90th game vs. Detroit (Dec. 21, 1977).

| Year | GP/GS | FG-FGA | Pct. | 3FG-FGA | Pct. | FT-FTA | Pct. | Reb/Avg. | Ast/Avg. | Pts/Avg. |
|---------------|----------------|-----------------|-------------|----------|----------|----------------|-------------|-----------------|----------------|------------------|
| 1975-76 | 27/23 | 136-263 | .517 | — | — | 44-78 | .564 | 260/9.5 | 32/1.2 | 316/11.7 |
| 1976-77 | 26/26 | 217-441 | .492 | — | — | 131-196 | .668 | 280/10.8 | 67/2.6 | 565/21.7 |
| 1977-78 | 30/30 | 221-362 | .610 | — | — | 89-152 | .586 | 274/9.1 | 39/1.3 | 531/17.7 |
| 1978-79 | 32/32 | 246-451 | .545 | — | — | 110-164 | .671 | 278/8.7 | 56/1.8 | 602/18.8 |
| Totals | 115/111 | 820-1517 | .541 | — | — | 374-590 | .634 | 1092/9.5 | 194/1.7 | 2014/17.5 |

**5. KALIN LUCAS - 1,996 POINTS**

Lucas scored his 1,000th point in his 79th game vs. Florida (Nov. 27, 2009).

| Year | GP/GS | FG-FGA | Pct. | 3FG-FGA | Pct. | FT-FTA | Pct. | Reb/Avg. | Ast/Avg. | Pts/Avg. |
|---------------|----------------|-----------------|-------------|----------------|-------------|----------------|-------------|----------------|----------------|------------------|
| 2007-08 | 36/17 | 138-320 | .431 | 20-55 | .364 | 73-95 | .768 | 56/1.6 | 137/3.8 | 369/10.3 |
| 2008-09 | 38/37 | 173-438 | .395 | 41-105 | .390 | 172-213 | .808 | 80/2.1 | 176/4.6 | 559/14.7 |
| 2009-10 | 33/31 | 165-364 | .453 | 35-99 | .354 | 128-162 | .772 | 62/1.9 | 131/4.0 | 490/14.8 |
| 2010-11 | 34/34 | 194-453 | .428 | 53-136 | .390 | 137-167 | .820 | 73/2.1 | 114/3.4 | 578/17.0 |
| Totals | 141/119 | 670-1575 | .425 | 149-395 | .377 | 507-637 | .796 | 271/1.9 | 558/4.0 | 1996/14.2 |



1,000-POINT SCORERS

**6. JAY VINCENT - 1,914 POINTS**


Vincent scored his 1,000th point in his 74th game vs. Wisconsin (Jan 17, 1980).

| Year | GP/GS | FG-FGA | Pct. | 3FG-FGA | Pct. | FT-FTA | Pct. | Reb/Avg. | Ast./Avg. | Pts./Avg. |
|---------------|----------------|-----------------|-------------|----------|----------|----------------|-------------|----------------|----------------|------------------|
| 1977-78 | 29/26 | 137-239 | .573 | — | — | 55-86 | .640 | 110/3.7 | 30/1.0 | 329/11.3 |
| 1978-79 | 31/28 | 170-343 | .496 | — | — | 54-93 | .581 | 161/5.2 | 38/1.2 | 394/12.7 |
| 1979-80 | 27/27 | 233-451 | .517 | — | — | 116-161 | .720 | 209/7.7 | 61/2.3 | 582/21.5 |
| 1980-81 | 27/27 | 259-522 | .496 | — | — | 91-141 | .645 | 229/8.5 | 50/1.9 | 609/22.6 |
| Totals | 114/108 | 799-1555 | .514 | — | — | 316-481 | .657 | 709/6.2 | 179/1.6 | 1914/16.8 |

**7. SAM VINCENT - 1,851 POINTS**


Vincent scored his 1,000th point in his 68th game vs. Iowa (Jan. 4, 1984).

| Year | GP/GS | FG-FGA | Pct. | 3FG-FGA | Pct. | FT-FTA | Pct. | Reb/Avg. | Ast./Avg. | Pts./Avg. |
|---------------|----------------|-----------------|-------------|-------------|-------------|----------------|-------------|----------------|----------------|------------------|
| 1981-82 | 28/27 | 130-182 | .461 | — | — | 68-91 | .747 | 78/2.8 | 55/2.0 | 328/11.7 |
| 1982-83 | 30/30 | 180-401 | .449 | 5-11 | .455 | 133-172 | .773 | 79/2.6 | 66/2.2 | 498/16.6 |
| 1983-84 | 23/23 | 130-261 | .498 | — | — | 99-122 | .811 | 62/2.7 | 68/3.0 | 359/15.6 |
| 1984-85 | 29/29 | 245-450 | .544 | — | — | 176-208 | .846 | 112/3.9 | 117/4.0 | 666/23.0 |
| Totals | 110/109 | 685-1294 | .529 | 5-11 | .455 | 476-593 | .803 | 331/3.0 | 306/2.8 | 1851/16.8 |

**8. TERRY FURLOW - 1,777 POINTS**

Furlow scored his 1,000th point in his 74th game vs. Central Michigan (Dec. 1, 1975).

| Year | GP/GS | FG-FGA | Pct. | 3FG-FGA | Pct. | FT-FTA | Pct. | Reb/Avg. | Ast./Avg. | Pts./Avg. |
|---------------|---------------|-----------------|-------------|----------|----------|----------------|-------------|----------------|---------------|------------------|
| 1972-73 | 24/2 | 58-137 | .423 | — | — | 20-30 | .667 | 83/3.4 | NA | 136/5.7 |
| 1973-74 | 24/20 | 150-297 | .505 | — | — | 39-59 | .661 | 171/7.1 | NA | 339/14.1 |
| 1974-75 | 25/25 | 205-391 | .524 | — | — | 99-120 | .825 | 171/6.8 | NA | 509/20.4 |
| 1975-76 | 27/27 | 308-653 | .472 | — | — | 177-202 | .876 | 207/7.7 | 87/3.2 | 793/29.4 |
| Totals | 100/74 | 721-1478 | .488 | — | — | 335-411 | .815 | 632/6.3 | 87/3.2 | 1777/17.8 |

**9. PAUL DAVIS - 1,718 POINTS**

Davis scored his 1,000th point in his 86th game vs. Minnesota (Feb. 16, 2005).

| Year | GP/GS | FG-FGA | Pct. | 3FG-FGA | Pct. | FT-FTA | Pct. | Reb/Avg. | Ast./Avg. | Pts./Avg. |
|---------------|---------------|-----------------|-------------|--------------|-------------|----------------|-------------|----------------|----------------|------------------|
| 2002-03 | 35/5 | 88-201 | .438 | 1-6 | .167 | 97-147 | .660 | 165/4.7 | 15/0.4 | 274/7.8 |
| 2003-04 | 30/30 | 163-287 | .568 | 5-15 | .333 | 143-179 | .799 | 187/6.2 | 59/2.0 | 474/15.8 |
| 2004-05 | 32/29 | 157-290 | .541 | 1-8 | .125 | 77-115 | .670 | 257/8.0 | 50/1.6 | 392/12.3 |
| 2005-06 | 33/33 | 206-364 | .566 | 6-19 | .316 | 160-184 | .870 | 301/9.1 | 54/1.6 | 578/17.5 |
| Totals | 130/97 | 614-1142 | .538 | 13-48 | .271 | 477-625 | .763 | 910/7.0 | 178/1.4 | 1718/13.2 |

**10. MIKE ROBINSON - 1,717 POINTS**

Robinson scored his 1,000th point in his 41st game vs. Notre Dame (Feb. 7, 1973).

| Year | GP/GS | FG-FGA | Pct. | 3FG-FGA | Pct. | FT-FTA | Pct. | Reb/Avg. | Ast./Avg. | Pts./Avg. |
|---------------|--------------|-----------------|-------------|----------|----------|----------------|-------------|----------------|-----------|------------------|
| 1971-72 | 24/23 | 245-565 | .434 | — | — | 104-147 | .707 | 73/3.0 | NA | 594/24.7 |
| 1972-73 | 24/24 | 259-536 | .483 | — | — | 90-113 | .796 | 101/4.2 | NA | 608/25.3 |
| 1973-74 | 23/23 | 208-440 | .473 | — | — | 99-128 | .773 | 66-2.9 | NA | 515/22.4 |
| Totals | 71/70 | 712-1541 | .462 | — | — | 293-388 | .755 | 240/3.4 | NA | 1717/24.2 |

**11. RAYMAR MORGAN - 1,597 POINTS**

Morgan scored his 1,000th point in his 76th game vs. Oakland (Dec. 27, 2008).

| Year | GP/GS | FG-FGA | Pct. | 3FG-FGA | Pct. | FT-FTA | Pct. | Reb/Avg. | Ast./Avg. | Pts./Avg. |
|---------------|----------------|-----------------|-------------|--------------|-------------|----------------|-------------|----------------|----------------|------------------|
| 2006-07 | 28/25 | 121-249 | .486 | 5-16 | .313 | 80-116 | .690 | 145/5.2 | 23/0.8 | 327/11.7 |
| 2007-08 | 36/36 | 187-335 | .558 | 10-33 | .303 | 121-180 | .672 | 221/6.1 | 58/1.6 | 505/14.0 |
| 2008-09 | 35/26 | 132-251 | .526 | 5-21 | .238 | 89-135 | .659 | 184/5.3 | 41/1.2 | 358/10.2 |
| 2009-10 | 36/33 | 154-291 | .529 | 5-17 | .294 | 94-140 | .671 | 222/6.2 | 63/1.8 | 407/11.3 |
| Totals | 135/120 | 594-1126 | .528 | 25-87 | .287 | 384-571 | .673 | 772/5.7 | 185/1.4 | 1597/11.8 |

**12. MORRIS PETERSON - 1,588 POINTS**

Peterson scored his 1,000th point in his 102nd game vs. Texas (Nov. 27, 1999).

| Year | GP/GS | FG-FGA | Pct. | 3FG-FGA | Pct. | FT-FTA | Pct. | Reb/Avg. | Ast./Avg. | Pts./Avg. |
|---------------|---------------|-----------------|-------------|----------------|-------------|----------------|-------------|----------------|---------------|------------------|
| 1995-96 | 4/0 | 1-1 | 1.000 | 0-0 | 0.00 | 0-1 | 0.00 | 3/0.8 | 0/0.0 | 2/0.5 |
| 1996-97 | 29/18 | 72-166 | .434 | 16-59 | .271 | 36-51 | .706 | 97/3.4 | 18/0.6 | 196/6.8 |
| 1997-98 | 27/0 | 81-182 | .445 | 23-69 | .333 | 32-58 | .552 | 94/3.5 | 24/0.9 | 217/8.0 |
| 1998-99 | 38/4 | 190-343 | .554 | 22-59 | .373 | 114-140 | .814 | 216/5.7 | 36/0.9 | 516/13.6 |
| 1999-2000 | 39/38 | 218-469 | .465 | 85-200 | .425 | 136-176 | .773 | 235/6.0 | 49/1.3 | 657/16.8 |
| Totals | 137/60 | 562-1161 | .484 | 146-387 | .377 | 318-426 | .746 | 645/4.7 | 1270.9 | 1588/11.6 |




1,000-POINT SCORERS

SPARTANS

**13. MAURICE AGER - 1,554 POINTS**

Ager scored his 1,000th point in his 95th game vs. IPFW (Nov. 27, 2005).

| Year | GP/GS | FG-FGA | Pct. | 3FG-FGA | Pct. | FT-FTA | Pct. | Reb/Avg. | Ast/Avg. | Pts./Avg. |
|---------------|---------------|-----------------|-------------|----------------|-------------|----------------|-------------|----------------|----------------|------------------|
| 2002-03 | 27/4 | 60-150 | .400 | 29-73 | .397 | 31-40 | .775 | 61/2.3 | 17/0.6 | 180/6.7 |
| 2003-04 | 30/4 | 87-225 | .387 | 37-106 | .349 | 43-61 | .705 | 96/3.2 | 20/0.7 | 254/8.5 |
| 2004-05 | 33/31 | 150-315 | .476 | 53-132 | .402 | 111-135 | .822 | 128/3.9 | 60/1.8 | 464/14.1 |
| 2005-06 | 34/34 | 226-495 | .457 | 83-221 | .376 | 121-159 | .761 | 139/4.1 | 84/2.5 | 656/19.3 |
| Totals | 124/73 | 523-1185 | .441 | 202-532 | .380 | 306-395 | .775 | 424/3.4 | 181/1.5 | 1554/12.5 |

**14. MATEEN CLEAVES - 1,541 POINTS**

Cleaves scored his 1,000th point in his 79th game vs. Indiana (Jan. 24, 1999).

| Year | GP/GS | FG-FGA | Pct. | 3FG-FGA | Pct. | FT-FTA | Pct. | Reb/Avg. | Ast/Avg. | Pts./Avg. |
|---------------|----------------|-----------------|-------------|----------------|-------------|----------------|-------------|----------------|----------------|------------------|
| 1996-97 | 29/24 | 111-277 | .401 | 18-76 | .237 | 57-79 | .722 | 73/2.5 | 146/5.0 | 297/10.2 |
| 1997-98 | 30/29 | 161-403 | .400 | 51-152 | .336 | 111-158 | .703 | 75/2.5 | 217/7.2 | 484/16.1 |
| 1998-99 | 38/38 | 159-392 | .406 | 42-144 | .292 | 85-108 | .787 | 62/1.6 | 274/7.2 | 445/11.7 |
| 1999-2000 | 26/24 | 109-259 | .421 | 32-85 | .376 | 65-86 | .756 | 46/1.8 | 179/6.9 | 315/12.1 |
| Totals | 123/115 | 540-1331 | .406 | 143-457 | .313 | 318-431 | .738 | 254/2.1 | 816/6.6 | 1541/12.5 |

**15. CHRIS HILL - 1,540 POINTS**


Hill scored his 1,000th point in his 79th game vs. Penn State (Jan. 14, 2004).

| Year | GP/GS | FG-FGA | Pct. | 3FG-FGA | Pct. | FT-FTA | Pct. | Reb/Avg. | Ast/Avg. | Pts./Avg. |
|---------------|---------------|-----------------|-------------|----------------|-------------|----------------|-------------|----------------|----------------|------------------|
| 2001-02 | 31/12 | 121-248 | .488 | 66-148 | .446 | 47-62 | .758 | 100/3.2 | 65/2.1 | 355/11.5 |
| 2002-03 | 35/31 | 155-358 | .433 | 95-235 | .404 | 74-97 | .763 | 119/3.4 | 128/3.7 | 479/13.7 |
| 2003-04 | 30/29 | 141-282 | .500 | 84-185 | .454 | 49-65 | .754 | 84/2.8 | 118/3.9 | 415/13.8 |
| 2004-05 | 33/19 | 99-239 | .414 | 61-167 | .365 | 32-43 | .744 | 60/1.8 | 141/4.3 | 291/8.8 |
| Totals | 129/92 | 516-1127 | .458 | 306-735 | .416 | 202-267 | .757 | 363/2.8 | 452/3.5 | 1540/11.9 |

**16. DREW NEITZEL - 1,534 POINTS**

Neitzel scored his 1,000th point in his 101st game vs. Marquette (March 15, 2007).

| Year | GP/GS | FG-FGA | Pct. | 3FG-FGA | Pct. | FT-FTA | Pct. | Reb/Avg. | Ast/Avg. | Pts./Avg. |
|---------------|----------------|-----------------|-------------|----------------|-------------|----------------|-------------|----------------|----------------|------------------|
| 2004-05 | 33/14 | 43-113 | .381 | 16-49 | .327 | 13-20 | .650 | 24/0.7 | 97/2.9 | 115/5.3 |
| 2005-06 | 34/34 | 98-240 | .408 | 46-114 | .404 | 41-44 | .932 | 69/2.0 | 189/5.6 | 283/8.5 |
| 2006-07 | 35/34 | 199-467 | .426 | 114-277 | .412 | 123-140 | .879 | 99/2.8 | 151/4.3 | 635/18.1 |
| 2007-08 | 36/35 | 165-407 | .405 | 97-244 | .398 | 74-86 | .860 | 90/2.5 | 145/4.0 | 501/13.9 |
| Totals | 138/117 | 505-1227 | .412 | 273-684 | .399 | 251-290 | .866 | 282/2.0 | 582/4.2 | 1534/11.1 |

**17. DRAYMOND GREEN - 1,517 POINTS**

Green scored his 1,000th point in his 115th game vs. Florida State (Nov. 30, 2011).

| Year | GP/GS | FG-FGA | Pct. | 3FG-FGA | Pct. | FT-FTA | Pct. | Reb/Avg. | Ast/Avg. | Pts./Avg. |
|---------------|---------------|-----------------|-------------|---------------|-------------|----------------|-------------|-----------------|----------------|------------------|
| 2008-09 | 37/0 | 45-81 | .556 | 0-1 | .000 | 32-52 | .615 | 122/3.3 | 31/0.8 | 122/3.3 |
| 2009-10 | 37/3 | 139-265 | .525 | 2-16 | .125 | 86-128 | .672 | 286/7.7 | 112/3.0 | 366/9.9 |
| 2010-11 | 34/28 | 147-345 | .426 | 37-101 | .366 | 97-142 | .683 | 294/8.6 | 141/4.1 | 428/12.6 |
| 2011-12 | 37/36 | 212-472 | .449 | 52-134 | .388 | 125-173 | .723 | 394/10.6 | 141/3.8 | 601/16.2 |
| Totals | 145/67 | 543-1163 | .467 | 91-252 | .361 | 340-495 | .687 | 1096/7.6 | 425/2.9 | 1517/10.5 |

**18. KEITH APPLING - 1,509 POINTS**

Appling scored his 1,000th point in his 97th game vs. Nebraska (Feb. 16, 2013).

| Year | GP/GS | FG-FGA | Pct. | 3FG-FGA | Pct. | FT-FTA | Pct. | Reb/Avg. | Ast/Avg. | Pts./Avg. |
|---------------|----------------|-----------------|-------------|----------------|-------------|----------------|-------------|----------------|----------------|------------------|
| 2010-11 | 34/18 | 72-165 | .436 | 39-95 | .411 | 34-38 | .895 | 96/2.8 | 45/1.3 | 217/6.4 |
| 2011-12 | 37/37 | 131-307 | .427 | 24-96 | .250 | 134-170 | .788 | 106/2.9 | 144/3.9 | 420/11.4 |
| 2012-13 | 36/36 | 156-376 | .415 | 41-128 | .320 | 128-171 | .749 | 123/3.4 | 120/3.3 | 481/13.4 |
| 2013-14 | 35/32 | 132-292 | .452 | 34-94 | .362 | 93-141 | .660 | 106/3.0 | 156/4.5 | 391/11.2 |
| Totals | 142/123 | 491-1140 | .431 | 138-413 | .334 | 389-520 | .748 | 431/3.0 | 465/3.3 | 1509/10.6 |

**19. CHARLIE BELL - 1,468 POINTS**

Bell scored his 1,000th point in his 104th game vs. Syracuse (March 23, 2000).

| Year | GP/GS | FG-FGA | Pct. | 3FG-FGA | Pct. | FT-FTA | Pct. | Reb/Avg. | Ast/Avg. | Pts./Avg. |
|---------------|----------------|-----------------|-------------|----------------|-------------|----------------|-------------|----------------|----------------|------------------|
| 1997-98 | 30/30 | 94-216 | .435 | 19-56 | .339 | 69-87 | .793 | 133/4.4 | 40/1.3 | 276/9.2 |
| 1998-99 | 38/35 | 116-243 | .477 | 16-45 | .356 | 49-65 | .754 | 146/3.8 | 39/1.0 | 297/7.8 |
| 1999-2000 | 39/38 | 159-351 | .453 | 38-111 | .342 | 93-116 | .802 | 190/4.9 | 123/3.2 | 449/11.5 |
| 2000-01 | 33/33 | 150-373 | .402 | 52-152 | .342 | 94-122 | .770 | 155/4.7 | 169/5.1 | 446/13.5 |
| Totals | 140/136 | 519-1183 | .439 | 125-364 | .343 | 305-390 | .782 | 624/4.5 | 371/2.7 | 1468/10.5 |


**20. ANDRE HUTSON - 1,393 POINTS**

Hutson scored his 1,000th point in his 110th game vs. North Carolina (Nov. 29, 2000).

| Year | GP/GS | FG-FGA | Pct. | 3FG-FGA | Pct. | FT-FTA | Pct. | Reb/Avg. | Ast/Avg. | Pts./Avg. |
|---------------|----------------|----------------|-------------|------------|-------------|----------------|-------------|----------------|----------------|------------------|
| 1997-98 | 30/26 | 87-142 | .613 | 0-0 | .000 | 52-69 | .754 | 156/5.2 | 25/0.8 | 226/7.5 |
| 1998-99 | 37/34 | 111-180 | .617 | 0-0 | .000 | 107-137 | .781 | 192/5.2 | 23/0.6 | 329/8.9 |
| 1999-2000 | 39/38 | 147-251 | .586 | 0-1 | .000 | 103-154 | .669 | 243/6.2 | 57/1.5 | 397/10.2 |
| 2000-01 | 32/31 | 173-278 | .622 | 0-0 | .000 | 95-131 | .725 | 244/7.6 | 61/1.9 | 441/13.8 |
| Totals | 138/129 | 518-851 | .609 | 0-1 | .000 | 357-491 | .727 | 835/6.1 | 166/1.2 | 1393/10.1 |




1,000-POINT SCORERS

**21. DARRYL JOHNSON - 1,383 POINTS**


Johnson scored his 1,000th point in his 90th game vs. Purdue (Jan. 3, 1987).

| Year | GP/GS | FG-FGA | Pct. | 3FG-FGA | Pct. | FT-FTA | Pct. | Reb/Avg. | Ast./Avg. | Pts./Avg. |
|---------------|---------------|-----------------|-------------|--------------|-------------|----------------|-------------|----------------|----------------|------------------|
| 1983-84 | 28/3 | 72-152 | .474 | — | — | 23-34 | .676 | 31/1.1 | 33/1.2 | 167/6.0 |
| 1984-85 | 22/4 | 50-102 | .490 | — | — | 16-22 | .727 | 37/1.7 | 28/1.3 | 116/5.3 |
| 1985-86 | 29/29 | 216-371 | .582 | — | — | 50-63 | .794 | 96/3.3 | 116/4.0 | 482/16.6 |
| 1986-87 | 28/28 | 247-467 | .529 | 13-35 | .371 | 111-122 | .910 | 94/3.4 | 112/4.0 | 618/22.1 |
| Totals | 107/64 | 585-1092 | .536 | 13-35 | .371 | 200-214 | .830 | 258/2.4 | 289/2.7 | 1383/12.9 |

**22. ROBERT CHAPMAN - 1,382 POINTS**


Chapman scored his 1,000th point in his 74th game vs. Illinois (March 5, 1977).

| Year | GP/GS | FG-FGA | Pct. | 3FG-FGA | Pct. | FT-FTA | Pct. | Reb/Avg. | Ast./Avg. | Pts./Avg. |
|---------------|---------------|-----------------|-------------|----------|----------|----------------|-------------|----------------|----------------|------------------|
| 1974-75 | 20/0 | 39-95 | .410 | — | — | 11-18 | .611 | 26/1.3 | NA | 89/4.4 |
| 1975-76 | 27/26 | 166-349 | .476 | — | — | 63-77 | .818 | 95/3.5 | 55/2.0 | 395/14.6 |
| 1976-77 | 27/27 | 220-413 | .533 | — | — | 89-124 | .717 | 84/3.1 | 65/2.5 | 529/19.6 |
| 1977-78 | 30/30 | 152-307 | .495 | — | — | 65-81 | .802 | 82/2.7 | 61/2.0 | 369/12.3 |
| Totals | 104/83 | 577-1164 | .496 | — | — | 228-300 | .760 | 287/2.8 | 181/2.2 | 1382/13.3 |

**23. JULIUS MCCOY - 1,377 POINTS**


McCoy scored his 1,000th point in his 53rd game vs. Purdue (Jan. 14, 1956).

| Year | GP/GS | FG-FGA | Pct. | 3FG-FGA | Pct. | FT-FTA | Pct. | Reb/Avg. | Ast./Avg. | Pts./Avg. |
|---------------|--------------|-----------------|-------------|----------|----------|----------------|-------------|-----------------|-----------|------------------|
| 1953-54 | 22/NA | 136-379 | .359 | — | — | 137-187 | .733 | NA | NA | 409/18.6 |
| 1954-55 | 22/NA | 141-363 | .388 | — | — | 86-143 | .601 | NA | NA | 368/16.7 |
| 1955-56 | 22/NA | 228-538 | .423 | — | — | 144-214 | .673 | 219/10.0 | NA | 600/27.2 |
| Totals | 66/NA | 505-1280 | .395 | — | — | 367-544 | .675 | 219/10.0 | NA | 1377/20.9 |

**24. DURRELL SUMMERS - 1,314 POINTS**


Summers scored his 1,000th point in his 117th game vs. Tennessee Tech (Nov. 28, 2010).

| Year | GP/GS | FG-FGA | Pct. | 3FG-FGA | Pct. | FT-FTA | Pct. | Reb/Avg. | Ast./Avg. | Pts./Avg. |
|---------------|---------------|-----------------|-------------|----------------|-------------|----------------|-------------|----------------|----------------|-----------------|
| 2007-08 | 36/0 | 62-123 | .504 | 11-22 | .500 | 41-55 | .745 | 85/2.4 | 20/0.6 | 176/4.9 |
| 2008-09 | 38/13 | 116-267 | .434 | 45-117 | .385 | 49-68 | .721 | 129/3.4 | 30/0.8 | 326/8.6 |
| 2009-10 | 37/24 | 156-343 | .455 | 43-120 | .358 | 62-78 | .795 | 174/4.7 | 31/0.8 | 417/11.3 |
| 2010-11 | 34/30 | 140-361 | .388 | 62-174 | .356 | 53-77 | .688 | 144/4.2 | 22/0.6 | 395/11.6 |
| Totals | 145/67 | 474-1094 | .433 | 161-433 | .372 | 205-278 | .737 | 532/3.7 | 103/0.7 | 1314/9.1 |

**25. MATT STEIGENGA - 1,296 POINTS**

Steigenga scored his 1,000th point in his 96th game vs. UW-Green Bay (March 15, 1991).

| Year | GP/GS | FG-FGA | Pct. | 3FG-FGA | Pct. | FT-FTA | Pct. | Reb/Avg. | Ast./Avg. | Pts./Avg. |
|---------------|----------------|----------------|-------------|--------------|-------------|----------------|-------------|----------------|----------------|------------------|
| 1988-89 | 33/33 | 115-206 | .558 | — | — | 57-77 | .740 | 149/4.5 | 45/1.3 | 287/8.7 |
| 1989-90 | 34/33 | 138-235 | .587 | 5-9 | .556 | 74-95 | .779 | 119/3.5 | 65/1.9 | 355/10.4 |
| 1990-91 | 30/30 | 148-282 | .525 | 13-26 | .500 | 70-100 | .700 | 148/4.9 | 63/2.1 | 379/12.6 |
| 1991-92 | 27/27 | 103-211 | .488 | 14-43 | .326 | 55-81 | .679 | 121/4.5 | 53/1.9 | 275/10.2 |
| Totals | 124/123 | 504-934 | .539 | 32-78 | .410 | 256-353 | .725 | 537/4.3 | 226/1.8 | 1296/10.4 |

**26. QUINTON BROOKS - 1,275 POINTS**

Brooks scored his 1,000th point in his 95th game vs. Illinois (Jan. 6, 1996).

| Year | GP/GS | FG-FGA | Pct. | 3FG-FGA | Pct. | FT-FTA | Pct. | Reb/Avg. | Ast./Avg. | Pts./Avg. |
|---------------|---------------|----------------|-------------|-------------|-------------|----------------|-------------|----------------|----------------|------------------|
| 1992-93 | 22/0 | 39-67 | .582 | 0-1 | .000 | 14-24 | .583 | 59/2.7 | 5/0.2 | 92/4.2 |
| 1993-94 | 32/29 | 153-287 | .533 | 3-10 | .300 | 54-70 | .771 | 142/4.4 | 30/0.9 | 363/11.3 |
| 1994-95 | 28/26 | 134-252 | .532 | 1-10 | .100 | 46-75 | .613 | 145/5.2 | 25/0.9 | 315/11.3 |
| 1995-96 | 31/29 | 195-346 | .564 | 1-7 | .143 | 114-152 | .750 | 175/5.7 | 20/0.6 | 505/16.3 |
| Totals | 113/84 | 521-952 | .547 | 5-28 | .179 | 228-321 | .710 | 521/4.6 | 80/7.07 | 1275/11.3 |

**27. STAN WASHINGTON - 1,242 POINTS**

Washington scored his 1,000th point in his 57th game vs. Purdue (Jan. 22, 1966).

| Year | GP/GS | FG-FGA | Pct. | 3FG-FGA | Pct. | FT-FTA | Pct. | Reb/Avg. | Ast./Avg. | Pts./Avg. |
|---------------|--------------|-----------------|-------------|----------|----------|----------------|-------------|-----------------|-----------|------------------|
| 1963-64 | 24/NA | 144-310 | .464 | — | — | 67-86 | .779 | 245/10.2 | NA | 355/14.8 |
| 1964-65 | 23/NA | 185-390 | .474 | — | — | 120-141 | .851 | 248/10.7 | NA | 490/21.3 |
| 1965-66 | 22/NA | 153-323 | .474 | — | — | 91-114 | .798 | 234/10.6 | NA | 397/18.0 |
| Totals | 69/NA | 482-1023 | .471 | — | — | 278-341 | .815 | 727/10.5 | NA | 1242/18.0 |

**28. ADREIAN PAYNE - 1,232 POINTS**

Payne scored his 1,000th point in his 124th game vs. Wisconsin (Feb. 9, 2014).

| Year | GP/GS | FG-FGA | Pct. | 3FG-FGA | Pct. | FT-FTA | Pct. | Reb/Avg. | Ast./Avg. | Pts./Avg. |
|---------------|---------------|----------------|-------------|---------------|-------------|----------------|-------------|----------------|---------------|-----------------|
| 2010-11 | 34/6 | 34-72 | .472 | 0-1 | .000 | 17-35 | .486 | 80/2.4 | 5/0.1 | 85/2.5 |
| 2011-12 | 37/36 | 98-173 | .566 | 1-2 | .500 | 62-89 | .697 | 157/4.2 | 12/0.3 | 259/7.0 |
| 2012-13 | 36/24 | 137-251 | .546 | 16-42 | .381 | 89-105 | .848 | 273/7.6 | 27/0.8 | 379/10.5 |
| 2013-14 | 31/28 | 178-354 | .503 | 44-104 | .423 | 109-138 | .790 | 226/7.3 | 41/1.3 | 509/16.4 |
| Totals | 138/94 | 447-850 | .526 | 61-149 | .409 | 277-367 | .755 | 736/5.3 | 85/0.6 | 1232/8.9 |




1,000-POINT SCORERS

SPARTANS

**T-29. KIRK MANNS - 1,212 POINTS**


Manns scored his 1,000th point in his 107th game vs. Northwestern (Jan. 20, 1990).

| Year | GP/GS | FG-FGA | Pct. | 3FG-FGA | Pct. | FT-FTA | Pct. | Reb/Avg. | Ast/Avg. | Pts./Avg. |
|---------------|---------------|----------------|-------------|----------------|-------------|----------------|-------------|----------------|----------------|------------------|
| 1986-87 | 28/8 | 72-148 | .486 | 27-56 | .482 | 24-29 | .828 | 36/1.3 | 38/1.4 | 203/7.3 |
| 1987-88 | 28/1 | 49-99 | .495 | 35-76 | .461 | 15-20 | .750 | 10/0.4 | 15/0.5 | 140/5.0 |
| 1988-89 | 33/6 | 139-260 | .535 | 69-136 | .507 | 47-56 | .839 | 20/0.6 | 33/1.0 | 394/11.9 |
| 1989-90 | 31/24 | 162-327 | .495 | 81-178 | .455 | 70-81 | .864 | 57/1.8 | 56/1.8 | 475/15.3 |
| Totals | 120/39 | 422-834 | .506 | 212-446 | .475 | 156-186 | .839 | 123/1.1 | 142/1.2 | 1212/10.1 |

**T-29. KEN REDFIELD - 1,212 POINTS**

Redfield scored his 1,000th point in his 97th game vs. Princeton (Dec. 30, 1989).

| Year | GP/GS | FG-FGA | Pct. | 3FG-FGA | Pct. | FT-FTA | Pct. | Reb/Avg. | Ast/Avg. | Pts./Avg. |
|---------------|---------------|----------------|-------------|--------------|-------------|----------------|-------------|----------------|----------------|------------------|
| 1986-87 | 23/0 | 13-31 | .419 | 0-3 | .000 | 7-15 | .467 | 25/1.1 | 13/0.5 | 33/1.4 |
| 1987-88 | 28/25 | 136-265 | .513 | 1-6 | .167 | 54-87 | .621 | 143/5.1 | 64/2.2 | 327/11.7 |
| 1988-89 | 33/33 | 182-380 | .479 | 2-16 | .125 | 92-139 | .662 | 225/6.8 | 131/3.9 | 458/13.9 |
| 1989-90 | 34/34 | 145-290 | .500 | 7-18 | .389 | 97-139 | .626 | 232/6.8 | 106/3.1 | 394/11.6 |
| Totals | 118/92 | 476-966 | .493 | 10-43 | .233 | 250-396 | .631 | 625/5.3 | 314/2.7 | 1212/10.3 |

**T-31. ALAN ANDERSON - 1,195 POINTS**


Anderson scored his 1,000th point in his 114th game vs. Michigan (Feb. 12, 2005).

| Year | GP/GS | FG-FGA | Pct. | 3FG-FGA | Pct. | FT-FTA | Pct. | Reb/Avg. | Ast/Avg. | Pts./Avg. |
|---------------|----------------|----------------|-------------|---------------|-------------|----------------|-------------|----------------|----------------|-----------------|
| 2001-02 | 31/23 | 67-149 | .450 | 2-5 | .400 | 67-87 | .770 | 130/4.2 | 51/1.6 | 203/6.5 |
| 2002-03 | 32/28 | 90-179 | .503 | 4-13 | .308 | 128-152 | .842 | 117/3.7 | 104/3.3 | 312/9.8 |
| 2003-04 | 30/26 | 78-167 | .467 | 17-48 | .354 | 70-87 | .805 | 93/3.1 | 96/3.2 | 243/8.1 |
| 2004-05 | 33/33 | 149-286 | .556 | 25-65 | .385 | 114-130 | .877 | 184/5.6 | 56/1.7 | 437/13.2 |
| Totals | 126/110 | 384-763 | .503 | 48-131 | .366 | 379-456 | .831 | 524/4.2 | 307/2.4 | 1195/9.5 |

**T-31. KELVIN TORBERT - 1,195 POINTS**


Torbert scored his 1,000th point in his 107th game vs. Penn State (Jan. 5, 2005).

| Year | GP/GS | FG-FGA | Pct. | 3FG-FGA | Pct. | FT-FTA | Pct. | Reb/Avg. | Ast/Avg. | Pts./Avg. |
|---------------|---------------|----------------|-------------|---------------|-------------|----------------|-------------|----------------|----------------|-----------------|
| 2001-02 | 31/26 | 91-228 | .399 | 18-57 | .316 | 54-67 | .806 | 105/3.4 | 46/1.5 | 254/8.2 |
| 2002-03 | 35/34 | 111-264 | .420 | 10-31 | .323 | 74-99 | .747 | 132/3.8 | 58/1.7 | 306/8.7 |
| 2003-04 | 30/26 | 109-204 | .534 | 31-64 | .484 | 72-90 | .800 | 108/3.6 | 60/2.0 | 321/10.7 |
| 2004-05 | 33/2 | 109-214 | .509 | 29-84 | .345 | 67-81 | .827 | 97/2.9 | 50/1.5 | 314/9.5 |
| Totals | 129/88 | 420-910 | .462 | 88-236 | .373 | 267-337 | .792 | 442/3.4 | 214/1.7 | 1195/9.3 |

**33. MIKE PEPOWSKI - 1,185 POINTS**

Peplowski scored his 1,000th point in his 103rd game vs. Iowa (Jan 28, 1993).

| Year | GP/GS | FG-FGA | Pct. | 3FG-FGA | Pct. | FT-FTA | Pct. | Reb/Avg. | Ast/Avg. | Pts./Avg. |
|---------------|----------------|----------------|-------------|------------|-------------|----------------|-------------|----------------|----------------|------------------|
| 1989-90 | 28/23 | 60-110 | .546 | — | — | 27-43 | .628 | 162/5.8 | 19/0.6 | 147/5.3 |
| 1990-91 | 30/25 | 99-158 | .627 | — | — | 34-50 | .680 | 206/6.9 | 15/0.5 | 232/7.7 |
| 1991-92 | 30/29 | 168-266 | .632 | — | — | 64-93 | .688 | 259/8.6 | 34/1.1 | 400/13.3 |
| 1992-93 | 28/27 | 161-252 | .639 | 0-1 | .000 | 84-126 | .667 | 279/10.0 | 39/1.4 | 406/14.5 |
| Totals | 116/104 | 488-786 | .621 | 0-1 | .000 | 209-312 | .669 | 906/7.8 | 107/0.9 | 1185/10.2 |

**34. SHANNON BROWN - 1,183 POINTS**


Brown scored his 1,000th point in his 85th game vs. Northwestern (Feb. 4, 2006).

| Year | GP/GS | FG-FGA | Pct. | 3FG-FGA | Pct. | FT-FTA | Pct. | Reb/Avg. | Ast/Avg. | Pts./Avg. |
|---------------|--------------|----------------|-------------|----------------|-------------|----------------|-------------|----------------|----------------|------------------|
| 2003-04 | 30/24 | 88-195 | .451 | 15-44 | .341 | 46-57 | .807 | 75/2.5 | 38/1.3 | 237/7.9 |
| 2004-05 | 33/31 | 126-282 | .447 | 31-94 | .330 | 78-92 | .848 | 104/3.2 | 57/1.7 | 361/10.9 |
| 2005-06 | 34/34 | 202-433 | .467 | 64-164 | .390 | 117-141 | .830 | 150/4.4 | 93/2.7 | 585/17.2 |
| Totals | 97/89 | 416-910 | .457 | 110-302 | .364 | 241-290 | .831 | 329/3.4 | 188/1.9 | 1183/12.2 |

**35. LEE LAFAYETTE - 1,176 POINTS**

Lafayette scored his 1,000th point in his 61st game vs. Indiana (Feb. 1, 1969).

| Year | GP/GS | FG-FGA | Pct. | 3FG-FGA | Pct. | FT-FTA | Pct. | Reb/Avg. | Ast/Avg. | Pts./Avg. |
|---------------|--------------|-----------------|-------------|----------|----------|----------------|-------------|-----------------|-----------|------------------|
| 1966-67 | 23/NA | 133-346 | .384 | — | — | 75-131 | .573 | 223/9.7 | NA | 341/14.8 |
| 1967-68 | 24/NA | 149-339 | .439 | — | — | 104-161 | .664 | 253/10.5 | NA | 405/16.8 |
| 1968-69 | 23/NA | 155-335 | .436 | — | — | 120-182 | .659 | 237/10.3 | NA | 430/18.7 |
| Totals | 70/NA | 437-1020 | .428 | — | — | 299-474 | .631 | 713/10.2 | NA | 1176/16.8 |

**36. LINDSAY HAIRSTON - 1,155 POINTS**

Hairston scored his 1,000th point in his 66th game vs. Notre Dame (Feb. 5, 1975).

| Year | GP/GS | FG-FGA | Pct. | 3FG-FGA | Pct. | FT-FTA | Pct. | Reb/Avg. | Ast/Avg. | Pts./Avg. |
|---------------|--------------|----------------|-------------|----------|----------|----------------|-------------|-----------------|-----------|------------------|
| 1972-73 | 24/21 | 121-258 | .469 | — | — | 35-54 | .648 | 190/7.9 | NA | 277/11.5 |
| 1973-74 | 24/24 | 167-323 | .517 | — | — | 62-96 | .646 | 326/13.6 | NA | 396/16.5 |
| 1974-75 | 25/25 | 200-373 | .536 | — | — | 82-141 | .581 | 287/11.5 | NA | 482/19.3 |
| Totals | 73/70 | 488-954 | .512 | — | — | 179-291 | .615 | 803/11.0 | NA | 1155/15.8 |



1,000-POINT SCORERS

**37. PETE GENT - 1,146 POINTS**

Gent scored his 1,000th point in his 60th game vs. Purdue (Feb. 3, 1964).

| Year | GP/GS | FG-FGA | Pct. | 3FG-FGA | Pct. | FT-FTA | Pct. | Reb/Avg. | Ast./Avg. | Pts./Avg. |
|---------------|--------------|-----------------|-------------|----------|----------|----------------|-------------|----------------|-----------|------------------|
| 1961-62 | 22/NA | 124-314 | .395 | — | — | 63-83 | .759 | 206/9.3 | NA | 311/14.1 |
| 1962-63 | 20/NA | 128-313 | .408 | — | — | 73-104 | .702 | 152/7.6 | NA | 329/16.4 |
| 1963-64 | 24/NA | 213-526 | .404 | — | — | 80-124 | .645 | 193/9.0 | NA | 506/21.0 |
| Totals | 66/NA | 465-1153 | .403 | — | — | 216-311 | .695 | 551/8.3 | NA | 1146/17.4 |

**38. AL FERRARI - 1,109 POINTS**


Unable to determine exact game in which he scored 1,000th point due to missing box scores.

| Year | GP/GS | FG-FGA | Pct. | 3FG-FGA | Pct. | FT-FTA | Pct. | Reb/Avg. | Ast./Avg. | Pts./Avg. |
|---------------|--------------|-----------------|-------------|----------|----------|----------------|-------------|----------------|-----------|------------------|
| 1952-53 | 22/NA | 114-328 | .348 | — | — | 123-178 | .691 | 163/7.4 | NA | 351/16.0 |
| 1953-54 | 22/NA | 109-328 | .332 | — | — | 98-142 | .690 | NA | NA | 316/14.4 |
| 1954-55 | 22/NA | 145-385 | .379 | — | — | 152-192 | .792 | NA | NA | 442/20.1 |
| Totals | 66/NA | 368-1041 | .354 | — | — | 373-512 | .729 | 163/7.4 | NA | 1109/16.8 |

**39. BILL KILGORE - 1,099 POINTS**


Kilgore scored his 1,000th point in his 68th game vs. Indiana (Feb. 19, 1973).

| Year | GP/GS | FG-FGA | Pct. | 3FG-FGA | Pct. | FT-FTA | Pct. | Reb/Avg. | Ast./Avg. | Pts./Avg. |
|---------------|--------------|----------------|-------------|----------|----------|----------------|-------------|-----------------|-----------|------------------|
| 1970-71 | 24/NA | 134-256 | .523 | — | — | 73-111 | .658 | 309/12.8 | NA | 341/14.2 |
| 1971-72 | 24/24 | 142-244 | .581 | — | — | 73-130 | .562 | 266/11.1 | NA | 357/14.8 |
| 1972-73 | 24/24 | 163-284 | .574 | — | — | 75-117 | .641 | 239/9.9 | NA | 401/16.7 |
| Totals | 72/48 | 439-784 | .560 | — | — | 221-358 | .617 | 814/11.3 | NA | 1099/15.3 |

**40. GORAN SUTON - 1,081 POINTS**

Suton scored his 1,000th point in his 128th game vs. Ohio State (March 14, 2009).

| Year | GP/GS | FG-FGA | Pct. | 3FG-FGA | Pct. | FT-FTA | Pct. | Reb/Avg. | Ast./Avg. | Pts./Avg. |
|---------------|---------------|----------------|-------------|--------------|-------------|----------------|-------------|----------------|----------------|-----------------|
| 2005-06 | 31/6 | 40-85 | .471 | 0-1 | .000 | 14-19 | .737 | 88/2.8 | 15/0.5 | 94/3.0 |
| 2006-07 | 35/21 | 137-269 | .509 | 0-5 | .000 | 53-82 | .646 | 235/6.7 | 85/2.4 | 327/9.3 |
| 2007-08 | 36/35 | 136-247 | .551 | 2-12 | .167 | 52-67 | .776 | 295/8.2 | 66/1.8 | 326/9.1 |
| 2008-09 | 32/29 | 123-236 | .521 | 21-48 | .438 | 67-79 | .848 | 269/8.4 | 50/1.6 | 334/10.4 |
| Totals | 134/91 | 436-837 | .521 | 23-66 | .348 | 186-247 | .753 | 887/6.6 | 216/1.6 | 1081/8.1 |

**41. JOHNNY GREEN - 1,062 POINTS**


Green scored his 1,000th point in his 60th game vs. Indiana (Feb. 28, 1959).

| Year | GP/GS | FG-FGA | Pct. | 3FG-FGA | Pct. | FT-FTA | Pct. | Reb/Avg. | Ast./Avg. | Pts./Avg. |
|---------------|--------------|----------------|-------------|----------|----------|----------------|-------------|------------------|-----------|------------------|
| 1956-57 | 18/NA | 96-247 | .389 | — | — | 46-81 | .568 | 262/14.6 | NA | 238/13.2 |
| 1957-58 | 22/NA | 164-320 | .512 | — | — | 69-138 | .500 | 392/17.8 | NA | 397/18.0 |
| 1958-59 | 23/NA | 168-393 | .427 | — | — | 91-152 | .599 | 382/16.6 | NA | 427/18.5 |
| Totals | 63/NA | 428-960 | .446 | — | — | 206-371 | .555 | 1036/16.4 | NA | 1062/16.9 |

**42. EARVIN JOHNSON - 1,059 POINTS**


Johnson scored his 1,000th point in his 60th game vs. Notre Dame (March 18, 1979).

| Year | GP/GS | FG-FGA | Pct. | 3FG-FGA | Pct. | FT-FTA | Pct. | Reb/Avg. | Ast./Avg. | Pts./Avg. |
|---------------|--------------|----------------|-------------|----------|----------|----------------|-------------|----------------|----------------|------------------|
| 1977-78 | 30/30 | 175-382 | .458 | — | — | 161-205 | .785 | 237/7.9 | 222/7.4 | 511/17.0 |
| 1978-79 | 32/31 | 173-370 | .468 | — | — | 202-240 | .842 | 234/7.3 | 269/8.4 | 548/17.1 |
| Totals | 62/61 | 348-752 | .463 | — | — | 363-445 | .816 | 471/7.6 | 491/7.9 | 1059/17.1 |

**43. MARCUS SANDERS - 1,054 POINTS**


Sanders scored his 1,000th point in his 64th game vs. Purdue (March 1, 1965).

| Year | GP/GS | FG-FGA | Pct. | 3FG-FGA | Pct. | FT-FTA | Pct. | Reb/Avg. | Ast./Avg. | Pts./Avg. |
|---------------|--------------|-----------------|-------------|----------|----------|----------------|-------------|----------------|-----------|------------------|
| 1962-63 | 20/NA | 111-278 | .399 | — | — | 73-97 | .753 | 106/5.3 | NA | 295/14.7 |
| 1963-64 | 23/NA | 127-329 | .386 | — | — | 78-108 | .722 | 110/4.7 | NA | 332/14.4 |
| 1964-65 | 23/NA | 161-395 | .407 | — | — | 105-138 | .761 | 141/6.1 | NA | 427/18.5 |
| Totals | 66/NA | 399-1002 | .398 | — | — | 256-343 | .764 | 357/5.4 | NA | 1054/16.0 |

**44. KEVIN SMITH - 1,028 POINTS**

Smith scored his 1,000th point in his 81st game vs. Minnesota (March 4, 1982).

| Year | GP/GS | FG-FGA | Pct. | 3FG-FGA | Pct. | FT-FTA | Pct. | Reb/Avg. | Ast./Avg. | Pts./Avg. |
|---------------|--------------|----------------|-------------|----------|----------|----------------|-------------|----------------|----------------|------------------|
| 1979-80 | 27/16 | 89-200 | .445 | — | — | 50-69 | .723 | 48/1.8 | 93/3.4 | 228/8.4 |
| 1980-81 | 27/21 | 145-266 | .545 | — | — | 74-101 | .733 | 62/2.3 | 130/4.8 | 364/13.5 |
| 1981-82 | 28/28 | 180-405 | .444 | — | — | 76-106 | .717 | 58/2.1 | 126/4.5 | 436/15.6 |
| Totals | 82/65 | 414-871 | .475 | — | — | 200-276 | .725 | 168/2.0 | 349/4.3 | 1028/12.5 |

**45. GARY HARRIS - 1,025 POINTS**

Harris scored his 1,000th point in his 68th game vs. Virginia (March 28, 2014).

| Year | GP/GS | FG-FGA | Pct. | 3FG-FGA | Pct. | FT-FTA | Pct. | Reb/Avg. | Ast./Avg. | Pts./Avg. |
|---------------|--------------|----------------|-------------|----------------|-------------|----------------|-------------|----------------|----------------|------------------|
| 2012-13 | 34/33 | 150-329 | .456 | 65-158 | .411 | 74-98 | .755 | 86/2.5 | 46/1.4 | 439/12.9 |
| 2013-14 | 35/34 | 195-455 | .429 | 81-230 | .352 | 115-142 | .810 | 140/4.0 | 94/2.7 | 586/16.7 |
| Totals | 69/67 | 345-784 | .440 | 146-388 | .376 | 189-240 | .788 | 226/3.3 | 140/2.0 | 1025/14.9 |



REBOUNDED RECORDS

SPARTANS

INDIVIDUAL

Career

| REBOUNDS | NO. | YEARS |
|----------------------|-------|-----------|
| 1. Draymond Green | 1,096 | 2008-12 |
| 2. Greg Kelsner | 1,092 | 1975-79 |
| 3. Johnny Green | 1,036 | 1956-59 |
| 4. Antonio Smith | 1,016 | 1995-99 |
| 5. Paul Davis | 910 | 2002-06 |
| 6. Mike Peplowski | 906 | 1989-93 |
| 7. Goran Sutton | 887 | 2005-09 |
| 8. Andre Hutson | 835 | 1997-2001 |
| 9. Bill Kilgore | 814 | 1970-73 |
| 10. Lindsay Hairston | 803 | 1972-75 |

| REB. AVG. | AVG. (GMS.) | YEARS |
|---------------------|-------------|---------|
| 1. Johnny Green | 16.4 (63) | 1956-59 |
| 2. Horace Walker | 13.8 (52) | 1957-60 |
| 3. Bill Kilgore | 11.3 (72) | 1970-73 |
| 4. Lindsay Hairston | 11.0 (73) | 1972-75 |
| 5. Stan Washington | 10.5 (69) | 1963-66 |
| 6. Ralph Simpson | 10.3 (23) | 1969-70 |
| 7. Lee Lafayette | 10.2 (70) | 1966-69 |
| 8. Greg Kelsner | 9.5 (115) | 1975-79 |
| 9. Ted Williams | 9.1 (58) | 1960-63 |
| 10. Matthew Aitch | 9.0 (45) | 1965-67 |

Season

| REBOUNDS | NO. | YEAR |
|---------------------|-----|---------|
| 1. Draymond Green | 394 | 2011-12 |
| 2. Johnny Green | 392 | 1957-58 |
| 3. Johnny Green | 382 | 1958-59 |
| 4. Horace Walker | 373 | 1959-60 |
| 5. Lindsay Hairston | 326 | 1973-74 |
| 6. Antonio Smith | 319 | 1998-99 |
| 7. Horace Walker | 312 | 1958-59 |
| 8. Bill Kilgore | 309 | 1970-71 |
| 9. Antonio Smith | 306 | 1996-97 |
| 10. Jamie Feick | 303 | 1995-96 |

By Class:

Freshman: Greg Kelsner - 260 (1975-76)
 Sophomore: Bill Kilgore - 309 (1970-71)
 Junior: Johnny Green - 392 (1957-58)
 Senior: Draymond Green - 394 (2011-12)

| REB. AVG. | AVG. | YEAR |
|---------------------|------|---------|
| 1. Johnny Green | 17.8 | 1957-58 |
| 2. Horace Walker | 17.7 | 1959-60 |
| 3. Johnny Green | 16.6 | 1958-59 |
| 4. Johnny Green | 14.6 | 1956-57 |
| 5. Lindsay Hairston | 13.6 | 1973-74 |
| 6. Horace Walker | 13.5 | 1958-59 |
| 7. Bill Kilgore | 12.8 | 1970-71 |
| 8. Ted Williams | 12.0 | 1960-61 |
| 9. Lance Olson | 11.7 | 1959-60 |
| 10. Art Gowers | 11.6 | 1959-60 |

By Class:

Freshman: Greg Kelsner - 9.6 (1975-76)
 Soph.: Johnny Green - 14.6 (1956-57)
 Junior: Johnny Green - 17.8 (1957-58)
 Senior: Horace Walker - 17.7 (1959-60)

YEAR-BY-YEAR REBOUNDED LEADERS

Based on total rebounds (since 1955-56)

| YEAR | NAME, POS. | REB. (AVG.) | YEAR | NAME, POS. | REB. (AVG.) |
|---------|---------------------|-------------|-----------|----------------------|-------------|
| 1955-56 | Julius McCoy, f | 219 (10.0) | 1985-86 | Larry Polec, f | 178 (5.7) |
| 1956-57 | Johnny Green, c | 262 (14.6) | 1986-87 | Carlton Valentine, f | 157 (5.6) |
| 1957-58 | Johnny Green, c | 392 (17.8) | 1987-88 | Carlton Valentine, f | 157 (5.6) |
| 1958-59 | Johnny Green, c | 382 (16.6) | 1988-89 | Steve Smith, g | 229 (6.9) |
| 1959-60 | Horace Walker, f/c | 373 (17.7) | 1989-90 | Ken Redfield, f | 232 (6.8) |
| 1960-61 | Ted Williams, c | 288 (12.0) | 1990-91 | Mike Peplowski, c | 206 (6.9) |
| 1961-62 | Pete Gent, f | 206 (9.3) | 1991-92 | Mike Peplowski, c | 259 (8.6) |
| 1962-63 | Bill Berry, f | 184 (9.2) | 1992-93 | Mike Peplowski, c | 279 (10.0) |
| 1963-64 | Stan Washington, f | 245 (10.2) | 1993-94 | Anthony Miller, c | 287 (9.0) |
| 1964-65 | Stan Washington, f | 248 (10.7) | 1994-95 | Jamie Feick, c | 281 (10.1) |
| 1965-66 | Stan Washington, f | 234 (10.6) | 1995-96 | Jamie Feick, c | 303 (9.5) |
| 1966-67 | Lee Lafayette, c/f | 223 (9.7) | 1996-97 | Antonio Smith, f | 306 (10.6) |
| 1967-68 | Lee Lafayette, c/f | 253 (10.5) | 1997-98 | Antonio Smith, f | 262 (8.7) |
| 1968-69 | Lee Lafayette, c/f | 237 (10.3) | 1998-99 | Antonio Smith, f | 319 (8.4) |
| 1969-70 | Ralph Simpson, g | 239 (10.3) | 1999-2000 | Andre Hutson, f | 243 (6.2) |
| 1970-71 | Bill Kilgore, c/f | 309 (12.8) | 2000-01 | Andre Hutson, f | 244 (7.6) |
| 1971-72 | Bill Kilgore, c/f | 266 (11.1) | 2001-02 | Aloysius Anagonye, f | 196 (6.3) |
| 1972-73 | Bill Kilgore, c/f | 239 (9.9) | 2002-03 | Aloysius Anagonye, f | 186 (5.3) |
| 1973-74 | Lindsay Hairston, c | 326 (13.6) | 2003-04 | Paul Davis, c | 167 (6.2) |
| 1974-75 | Lindsay Hairston, c | 287 (11.5) | 2004-05 | Paul Davis, c | 257 (8.0) |
| 1975-76 | Greg Kelsner, f | 260 (9.5) | 2005-06 | Paul Davis, c | 301 (9.1) |
| 1976-77 | Greg Kelsner, f | 280 (10.8) | 2006-07 | Goran Sutton, c | 235 (6.7) |
| 1977-78 | Greg Kelsner, f | 274 (9.1) | 2007-08 | Goran Sutton, c | 295 (8.2) |
| 1978-79 | Greg Kelsner, f | 278 (8.7) | 2008-09 | Goran Sutton, c | 269 (8.4) |
| 1979-80 | Ron Charles, f/c | 241 (8.9) | 2009-10 | Draymond Green, f | 286 (7.7) |
| 1980-81 | Jay Vincent, c/f | 229 (8.5) | 2010-11 | Draymond Green, f | 294 (8.6) |
| 1981-82 | Derek Perry, f | 151 (5.4) | 2011-12 | Draymond Green, f | 394 (10.6) |
| 1982-83 | Kevin Willis, c | 258 (9.6) | 2012-13 | Adreian Payne, f | 273 (7.6) |
| 1983-84 | Kevin Willis, c | 192 (7.7) | 2013-14 | Branden Dawson, f | 233 (8.3) |
| 1984-85 | Ken Johnson, c | 285 (10.2) | | | |

Game

| OFF. REB.* | NO. | DATE (OPP.) |
|---------------------------------------|-----|-----------------------|
| 1. Goran Sutton | 11 | 11/24/2007 (Oak.) |
| Antonio Smith | 11 | 1/29/1997 (Pur.) |
| 3. Derrick Nix | 9 | 3/21/2013 (Valpo.) |
| Morris Peterson | 9 | 3/21/1999 (Ky.) |
| 5. Branden Dawson | 8 | 11/9/2012 (UConn) |
| Derrick Nix | 8 | 11/13/2010 (FGCU) |
| Paul Davis | 8 | 12/31/2005 (Cop. St.) |
| Antonio Smith | 8 | 1/2/1997 (Indiana) |
| Jon Garavaglia | 8 | 11/28/1995 (Ark.) |
| 10. 23 occasions with 7 Off. Rebounds | | |

| DEF. REB.* | NO. | DATE (OPP.) |
|--|-----|-----------------------|
| 1. Antonio Smith | 17 | 3/8/1997 (Indiana) |
| 2. Draymond Green | 15 | 3/22/2012 (L'ville) |
| Andre Hutson | 15 | 2/24/2001 (Penn St.) |
| 4. Draymond Green | 14 | 2/5/2012 (Mich.) |
| 5. Draymond Green | 13 | 3/10/2012 (Wis.) |
| Goran Sutton | 13 | 3/20/2009 (R. Morris) |
| Antonio Smith | 13 | 2/18/1999 (Mich.) |
| Jamie Feick | 13 | 2/7/1995 (Pur.) |
| Mike Peplowski | 13 | 2/8/1992 (Wis.) |
| 10. Eleven occasions with 12 Def. Reb. | | |

* Since 1986-87 Season

TEAM

Season

| REBOUNDS | NO. | GAMES |
|--------------|--------------|----------|
| 1. 1999-2000 | 1,521 | 39 games |
| 2. 1958-59 | 1,508 | 23 games |
| 3. 2008-09 | 1,482 | 38 games |
| 4. 2009-10 | 1,426 | 37 games |
| 5. 2000-01 | 1,404 | 33 games |
| REB. AVG. | NO. | GAMES |
| 1. 1958-59 | 65.5 (1,508) | 23 games |
| 2. 1959-60 | 57.7 (1,212) | 21 games |
| 3. 1961-62 | 54.6 (1,201) | 22 games |
| 4. 1964-65 | 51.7 (1,189) | 23 games |
| 5. 1962-63 | 51.4 (1,028) | 20 games |

Game

| REBOUNDS | OPPONENT | DATE |
|----------|---------------|------------|
| 1. 84 | Iowa | 2/15/1964 |
| 84 | Ohio State | 1/19/1959 |
| 3. 78 | Southern Ill. | 12/13/1955 |
| 4. 77 | Indiana | 1/11/1964 |
| 77 | Butler | 12/23/1961 |

Big Ten Game

| REBOUNDS | OPPONENT | DATE |
|----------|------------|-----------|
| 1. 84 | Iowa | 2/15/1964 |
| 84 | Ohio State | 1/19/1959 |
| 3. 77 | Indiana | 1/11/1964 |
| 4. 74 | Illinois | 2/17/1964 |
| 74 | Indiana | 3/5/1960 |



RE



FIELD-GOAL RECORDS

SPARTANS

Season

| FIELD GOALS | NO. | YEAR |
|-------------------|-----|---------|
| 1. Scott Skiles | 331 | 1985-86 |
| 2. Terry Furlow | 308 | 1975-76 |
| 3. Shawn Respert | 272 | 1993-94 |
| 4. Steve Smith | 268 | 1990-91 |
| 5. Ralph Simpson | 264 | 1969-70 |
| 6. Jay Vincent | 259 | 1980-81 |
| Mike Robinson | 259 | 1972-73 |
| 8. Darryl Johnson | 247 | 1986-87 |
| 9. Greg Kelsner | 246 | 1978-79 |
| 10. Sam Vincent | 245 | 1984-85 |
| Mike Robinson | 245 | 1971-72 |

By Class:

Fresh.: Earvin Johnson - 175 (1977-78)

Soph.: Ralph Simpson - 264 (1969-70)

Junior: Shawn Respert - 272 (1993-94)

Senior: Scott Skiles - 331 (1985-86)

| FIELD-GOAL ATT. | NO. | YEAR |
|------------------|-----|---------|
| 1. Terry Furlow | 653 | 1975-76 |
| 2. Scott Skiles | 598 | 1985-86 |
| 3. Ralph Simpson | 588 | 1969-70 |
| 4. Steve Smith | 566 | 1990-91 |
| 5. Mike Robinson | 565 | 1971-72 |
| 6. Shawn Respert | 562 | 1993-94 |
| 7. Julius McCoy | 538 | 1955-56 |
| 8. Mike Robinson | 536 | 1972-73 |
| 9. Pete Gent | 526 | 1963-64 |
| 10. Jay Vincent | 522 | 1980-81 |

By Class:

Fresh.: Earvin Johnson - 382 (1977-78)

Soph.: Ralph Simpson - 588 (1969-70)

Junior: Shawn Respert - 562 (1993-94)

Senior: Terry Furlow - 653 (1975-76)

| FIELD-GOAL PCT.* | PCT. | YEAR |
|----------------------|------|---------|
| 1. Ron Charles | .676 | 1979-80 |
| (169-250) | | |
| 2. Ron Charles | .665 | 1978-79 |
| (115-173) | | |
| 3. Anthony Miller | .651 | 1993-94 |
| (162-249) | | |
| 4. Carlton Valentine | .650 | 1985-86 |
| (80-123) | | |
| 5. Drew Naymick | .650 | 2007-08 |
| (65-100) | | |
| 6. George Papadakos | .650 | 1987-88 |
| (102-157) | | |
| 7. Mike Peplowski | .639 | 1992-93 |
| (161-252) | | |
| 8. Mike Peplowski | .632 | 1991-92 |
| (168-266) | | |
| 9. Mike Peplowski | .627 | 1990-91 |
| (99-158) | | |
| 10. DuJuan Wiley | .624 | 1997-98 |
| (78-125) | | |

* Minimum 100 attempts

By Class:

Fresh.: Andre Hutson - .613 (1997-98)

Soph.: Carlton Valentine - .650 (1985-86)

Junior: Ron Charles - .665 (1978-79)

Senior: Ron Charles - .676 (1979-80)

Game

| FIELD GOALS | NO. | DATE (OPP.) |
|-------------------|-----|----------------------|
| 1. Scott Skiles | 20 | 1/18/1986 (Minn.) |
| Julius McCoy | 20 | 12/21/1955 (ND) |
| 3. Ralph Simpson | 19 | 12/13/1969 (WVU) |
| 4. Darryl Johnson | 18 | 12/29/1986 (BYU) |
| Scott Skiles | 18 | 1/30/1986 (Wis.) |
| Terry Furlow | 18 | 1/5/1976 (Iowa) |
| 7. Scott Skiles | 17 | 3/8/1986 (Ohio St.) |
| Jay Vincent | 17 | 2/28/1981 (Minn.) |
| Mike Robinson | 17 | 3/3/1973 (N'western) |
| Ralph Simpson | 17 | 12/27/1969 (Oregon) |

| FG ATTEMPTS | NO. | DATE (OPP.) |
|---------------------------------------|-----|----------------------|
| 1. Julius McCoy | 36 | 2/27/1956 (Wis.) |
| 2. Mike Robinson | 34 | 3/7/1972 (Ohio St.) |
| Ralph Simpson | 34 | 2/28/1970 (Ohio St.) |
| Al Ferrari | 34 | 1/5/1953 (Indiana) |
| 5. Scott Skiles | 33 | 3/8/1986 (Ohio St.) |
| Mike Robinson | 33 | 2/12/1972 (Iowa) |
| Ralph Simpson | 33 | 1/31/1970 (Minn.) |
| 8. Terry Furlow | 32 | 12/6/1975 (EMU) |
| Ralph Simpson | 32 | 12/27/1969 (Oregon) |
| 10. Six occasions with 31 FG Attempts | | |

| FG PCT.* | PCT. | DATE (OPP.) |
|-------------------------------------|-------|---------------------|
| 1. Alan Anderson | 1.000 | 2/24/2005 (Wis.) |
| (10-10) | | |
| Carlton Valentine | 1.000 | 12/2/1986 (Brklyn) |
| (11-11) | | |
| Ron Charles | 1.000 | 1/24/1980 (Mich.) |
| (12-12) | | |
| Bob Chapman | 1.000 | 12/2/1977 (R.I.) |
| (11-11) | | |
| 5. Kirk Manns | .917 | 3/29/1989 (UAB) |
| (11-12) | | |
| Darryl Johnson | .917 | 2/15/1986 (Minn.) |
| (11-12) | | |
| Ron Charles | .917 | 12/18/1979 (CMU) |
| (11-12) | | |
| 8. Ken Johnson | .909 | 1/3/1985 (Ohio St.) |
| (10-11) | | |
| Derek Perry | .909 | 12/12/1980 (EMU) |
| (10-11) | | |
| 10. Five occasions with .900 (9-10) | | |

* Minimum 100 attempts

TEAM

Season

| FIELD GOALS | NO. | GAMES |
|--------------|-------|----------|
| 1. 1985-86 | 1,043 | 31 games |
| 2. 2013-14 | 1,024 | 38 games |
| 3. 1998-99 | 1,020 | 38 games |
| 4. 1999-2000 | 1,018 | 39 games |
| 5. 2009-10 | 974 | 37 games |

| FIELD-GOAL ATT. | NO. | GAMES |
|-----------------|-------|----------|
| 1. 2013-14 | 2,159 | 38 games |
| 2. 1998-99 | 2,156 | 38 games |
| 3. 1999-00 | 2,148 | 39 games |
| 4. 2008-09 | 2,135 | 38 games |
| 5. 1963-64 | 2,093 | 24 games |

| FIELD-GOAL PCT. | NO. | GAMES |
|-----------------|------|----------|
| 1. 1985-86 | .561 | 31 games |
| 2. 1984-85 | .537 | 31 games |
| 3. 1978-79 | .527 | 32 games |
| 4. 1977-78 | .524 | 30 games |
| 5. 1986-87 | .524 | 28 games |

Game

| FIELD GOALS | OPPONENT | DATE |
|-------------|----------------|------------|
| 1. 50 | Morehead St. | 12/1/1992 |
| 50 | Oklahoma | 12/21/1963 |
| 3. 47 | East Tenn. St. | 12/9/1993 |
| 47 | New Hampshire | 12/30/1977 |
| 5. 46 | Neb. Omaha | 12/4/2011 |
| 46 | Wisconsin | 1/25/1975 |
| 46 | Wisconsin | 1/6/1964 |

| FG ATT. | OPPONENT | DATE |
|---------|-----------------|------------|
| 1. 101 | BYU | 12/23/1963 |
| 101 | Indiana | 3/5/1960 |
| 3. 100 | Cal State-Full. | 12/1/1967 |
| 100 | Oklahoma | 12/21/1963 |
| 100 | Wisconsin | 3/2/1963 |

| FG PCT. | OPPONENT | DATE |
|-----------------|--------------|------------|
| 1. .738 (31-42) | Minnesota | 2/28/1987 |
| 2. .733 (33-45) | Ohio State | 2/7/2004 |
| 3. .686 (35-51) | Cincinnati | 12/21/1991 |
| 4. .679 (36-53) | Penn State | 1/20/2007 |
| 5. .676 (50-74) | Morehead St. | 12/1/1992 |

Big Ten Game

| FIELD GOALS | OPPONENT | DATE |
|-------------|----------------|-----------|
| 1. 46 | Wisconsin | 1/25/1975 |
| 46 | Wisconsin | 1/6/1964 |
| 3. 44 | Michigan | 3/4/2000 |
| 4. 43 | Purdue | 2/3/1964 |
| 5. 42 | Four occasions | |

| FG ATT. | OPPONENT | DATE |
|---------|------------|-----------|
| 1. 101 | Indiana | 3/5/1960 |
| 2. 100 | Wisconsin | 3/2/1963 |
| 3. 97 | Ohio State | 3/3/1956 |
| 4. 96 | Ohio State | 2/22/1965 |
| 96 | Minnesota | 1/14/1964 |
| 96 | Indiana | 1/11/1964 |

| FG PCT. | OPPONENT | DATE |
|-----------------|------------|-----------|
| 1. .738 (31-42) | Minnesota | 2/28/1987 |
| 2. .733 (33-45) | Ohio State | 2/7/2004 |
| 3. .679 (36-53) | Penn State | 1/20/2007 |
| 4. .667 (26-39) | Illinois | 2/7/1985 |
| 5. .661 (39-59) | Wisconsin | 1/30/1986 |



FREE-THROW RECORDS

INDIVIDUAL

Career

| FREE THROWS | NO. | YEARS |
|------------------|-----|---------|
| 1. Kalin Lucas | 507 | 2007-11 |
| 2. Paul Davis | 477 | 2002-06 |
| 3. Sam Vincent | 476 | 1981-85 |
| 4. Shawn Respert | 468 | 1990-95 |
| 5. Steve Smith | 464 | 1987-91 |
| 6. Scott Skiles | 446 | 1982-86 |
| 7. Keith Appling | 389 | 2010-14 |
| 8. Raymar Morgan | 384 | 2006-10 |
| 9. Alan Anderson | 379 | 2001-05 |
| 10. Greg Kelsner | 374 | 1975-79 |

| FREE-THROW ATT. | NO. | YEARS |
|-------------------|-----|---------|
| 1. Kalin Lucas | 637 | 2007-11 |
| 2. Paul Davis | 625 | 2002-06 |
| 3. Steve Smith | 614 | 1987-91 |
| 4. Sam Vincent | 593 | 1981-85 |
| 5. Greg Kelsner | 590 | 1975-79 |
| 6. Raymar Morgan | 571 | 2006-10 |
| 7. Shawn Respert | 546 | 1990-95 |
| 8. Julius McCoy | 544 | 1953-56 |
| 9. Scott Skiles | 525 | 1982-86 |
| 10. Keith Appling | 520 | 2010-14 |

| FREE-THROW PCT.* | PCT. | YEARS |
|---------------------------------|------|---------|
| 1. Drew Neitzel (251-290) | .866 | 2004-08 |
| 2. Shawn Respert (468-546) | .857 | 1990-95 |
| 3. Scott Skiles (446-525) | .850 | 1982-86 |
| 4. Alan Anderson (379-456) | .831 | 2001-05 |
| 5. Shannon Brown (241-290) | .831 | 2003-06 |
| 6. Darryl Johnson (200-241) | .830 | 1983-87 |
| 7. Earvin Johnson (363-445) | .816 | 1977-79 |
| 8. Stan Washington (278-341) | .815 | 1963-66 |
| 9. Terry Furlow (335-411) | .815 | 1972-76 |
| 10. Larry Polec (188-231) | .814 | 1982-86 |

* Minimum 200 attempts

Season

| FREE THROWS | NO. | YEAR |
|-------------------|-----|---------|
| 1. Earvin Johnson | 202 | 1978-79 |
| 2. Scott Skiles | 188 | 1985-86 |
| 3. Terry Furlow | 177 | 1975-76 |
| 4. Sam Vincent | 176 | 1984-85 |
| 5. Kalin Lucas | 172 | 2008-09 |
| 6. Earvin Johnson | 161 | 1977-78 |
| 7. Paul Davis | 160 | 2005-06 |
| 8. Al Ferrari | 152 | 1954-55 |
| 9. Steve Smith | 150 | 1990-91 |
| 10. Julius McCoy | 144 | 1955-56 |

By Class:

Fresh.: Earvin Johnson - 161 (1977-78)

Soph.: Earvin Johnson - 202 (1978-79)

Junior: Shawn Respert - 142 (1993-94)

Senior: Scott Skiles - 188 (1985-86)

| FT ATTEMPTS | NO. | YEAR |
|-------------------|-----|---------|
| 1. Earvin Johnson | 240 | 1978-79 |
| 2. Julius McCoy | 214 | 1955-56 |
| 3. Kalin Lucas | 213 | 2008-09 |
| 4. Scott Skiles | 209 | 1985-86 |
| 5. Sam Vincent | 208 | 1984-85 |
| 6. Earvin Johnson | 205 | 1977-78 |
| 7. Bob Anderegg | 203 | 1958-59 |
| 8. Terry Furlow | 202 | 1975-76 |
| 9. Greg Kelsner | 196 | 1976-77 |
| 10. Al Ferrari | 192 | 1954-55 |

By Class:

Fresh.: Earvin Johnson - 205 (1977-78)

Soph.: Earvin Johnson - 240 (1978-79)

Junior: Shawn Respert - 196 (1993-94)

Senior: Julius McCoy - 214 (1955-56)

| FT PCT. | PCT. | FT-FTA |
|--------------------------------|------|-----------|
| 1. Darryl Johnson (111-122) | .910 | 1986-87 |
| 2. Scott Skiles (188-209) | .900 | 1985-86 |
| 3. A.J. Granger (67-75) | .893 | 1999-2000 |
| 4. Terry Donnelly (60-68) | .882 | 1979-80 |
| 5. Drew Neitzel (123-140) | .879 | 2006-07 |
| 6. Alan Anderson (114-130) | .877 | 2004-05 |
| 7. Terry Furlow (177-202) | .876 | 1975-76 |
| 8. Shawn Respert (68-78) | .872 | 1991-92 |
| 9. Austin Thornton (54-62) | .871 | 2011-12 |
| 10. Paul Davis (160-184) | .870 | 2005-06 |

* Minimum 50 attempts

By Class:

Fresh.: Shawn Respert - .872 (1991-92)

Soph.: Shawn Respert - .856 (1992-93)

Junior: Drew Neitzel - .879 (2006-07)

Senior: Darryl Johnson - .910 (1986-87)

Game

| FREE THROWS | NO. | DATE (OPP.) |
|------------------|-----|----------------------|
| 1. Al Ferrari | 21 | 2/28/1955 (Indiana) |
| 2. Terry Furlow | 20 | 1/8/1976 (N'western) |
| 3. Kevin Smith | 19 | 1/7/1982 (Indiana) |
| 4. Adreian Payne | 17 | 3/20/2014 (Delaware) |
| Sam Vincent | 17 | 2/24/1983 (Ohio St.) |

| FT ATTEMPTS | NO. | DATE (OPP.) |
|------------------|-----|-----------------------|
| 1. Al Ferrari | 26 | 2/28/1955 (Indiana) |
| 2. Terry Furlow | 22 | 1/8/1976 (N'western) |
| 3. Rudy Benjamin | 21 | 12/12/1970 (W. Mich.) |
| 4. Kevin Smith | 19 | 1/7/1982 (Indiana) |
| 5. Steve Smith | 18 | 2/25/1991 (Minn.) |
| Earvin Johnson | 18 | 1/20/1979 (Iowa) |

| FT PCT. | PCT. | DATE (OPP.) |
|---|-------|---------------------------------|
| 1. Kevin Smith | 1.000 | 1/7/1982 (Indiana) (19-19) |
| Adreian Payne | 1.000 | 3/20/2014 (Delaware) (17-17) |
| Sam Vincent | 1.000 | 2/24/1983 (Ohio St.) (17-17) |
| Steve Smith | 1.000 | 1/19/1991 (Minn.) (15-15) |
| Three (14-14), One (13-13), Two (12-12), Seven (11-11), 16 (10-10) | | |

TEAM

Season

| FREE THROWS | NO. | GAMES |
|--------------|-----|----------|
| 1. 2008-09 | 612 | 38 games |
| 2. 1999-2000 | 600 | 39 games |
| 3. 2002-03 | 564 | 35 games |
| 4. 1978-79 | 559 | 32 games |
| 5. 2004-05 | 543 | 33 games |

| FT ATTEMPTS | NO. | GAMES |
|--------------|-----|----------|
| 1. 2008-09 | 877 | 38 games |
| 2. 1999-2000 | 816 | 39 games |
| 3. 1978-79 | 775 | 32 games |
| 4. 2002-03 | 767 | 35 games |
| 5. 2009-10 | 764 | 37 games |

| FT PCT. | NO. | GAMES |
|------------|------|----------|
| 1. 1985-86 | .799 | 31 games |
| 2. 2004-05 | .777 | 33 games |
| 3. 2003-04 | .771 | 30 games |
| 2001-02 | .771 | 31 games |
| 1986-87 | .771 | 28 games |

Game

| FREE THROWS | OPPONENT | DATE |
|-------------|--------------|------------|
| 1. 42 | Oklahoma | 12/6/2003 |
| 2. 41 | Ill.-Chicago | 12/3/1983 |
| 3. 40 | Ohio State | 2/24/1983 |
| 40 | Pennsylvania | 12/30/1954 |
| 5. 36 | Wisconsin | 1/8/1955 |

| FT ATT. | OPPONENT | DATE |
|---------|---------------|------------|
| 1. 53 | Ill.-Chicago | 12/3/1983 |
| 2. 49 | Western Mich. | 12/12/1970 |
| 49 | Wisconsin | 1/8/1955 |
| 49 | Kansas State | 1/5/1954 |
| 5. 48 | Oklahoma | 12/6/2003 |

FREE-THROW PERCENTAGE:

1.000 (18-18)

vs. Mich. (1/30/2001) & Illinois (1/12/86)

Big Ten Game

| FREE THROWS | OPPONENT | DATE |
|-------------|------------|-----------|
| 1. 40 | Ohio State | 2/24/1983 |
| 2. 36 | Wisconsin | 1/8/1955 |
| 3. 34 | Indiana | 2/23/1963 |
| 4. 33 | Indiana | 2/28/1955 |
| 5. 32 | Minnesota | 1/11/2014 |

| FT ATT. | OPPONENT | DATE |
|---------|------------|-----------|
| 1. 49 | Wisconsin | 1/8/1955 |
| 2. 45 | Ohio State | 2/24/1983 |
| 3. 44 | Iowa | 1/20/1979 |
| 44 | Indiana | 2/23/1963 |
| 5. 42 | Penn State | 1/3/2001 |

FREE-THROW PERCENTAGE:

1.000 (18-18)

vs. Mich. (1/30/2001) & Illinois (1/12/86)



FREE-THROW/3-POINT RECORDS

SPARTANS

YEAR-BY-YEAR FREE-THROW % LEADERS

Minimum 50 attempts (since 1946-47)

| YEAR | NAME | PCT. (FT-FTA) |
|---------|---------------------|----------------|
| 1946-47 | Bob Geahan, f | .656 (61-93) |
| 1947-48 | Bob Brannum, c | .615 (96-156) |
| 1948-49 | John Granack, f | .617 (37-60) |
| 1949-50 | Jim Snodgrass, g | .694 (50-72) |
| 1950-51 | Bob Carey, f/c | .683 (54-79) |
| 1951-52 | Gordon Stauffer, g | .810 (56-69) |
| 1952-53 | Al Ferrari, f | .691 (123-178) |
| 1953-54 | Bob Armstrong, c | .754 (49-65) |
| 1954-55 | Al Ferrari, f | .792 (152-192) |
| 1955-56 | George Ferguson f/g | .699 (65-93) |
| 1956-57 | Jack Quiggle, g | .714 (100-140) |
| 1957-58 | Jack Quiggle, g | .721 (75-104) |
| 1958-59 | Horace Walker, f/c | .719 (69-96) |
| 1959-60 | Horace Walker, f/c | .798 (119-149) |
| 1960-61 | Dick Hall, f/c | .800 (104-130) |
| 1961-62 | Jack Lamers, f/c | .761 (51-67) |
| 1962-63 | Jack Lamers, f/g | .770 (47-61) |
| 1963-64 | Bill Schwarz, g | .784 (40-51) |
| 1964-65 | Stan Washington, f | .851 (120-141) |
| 1965-66 | Stan Washington, f | .798 (91-114) |
| 1966-67 | Steve Rymal, g | .690 (49-71) |
| 1967-68 | Harrison Stepter, g | .815 (44-54) |
| 1968-69 | Jim Gibbons, f | .714 (79-98) |
| 1969-70 | Ralph Simpson, g | .822 (139-169) |
| 1970-71 | Rudy Benjamin, g | .725 (116-160) |
| 1971-72 | Mike Robinson, g | .707 (104-147) |
| 1972-73 | Mike Robinson, g | .796 (90-113) |
| 1973-74 | Mike Robinson, g | .773 (99-128) |
| 1974-75 | Terry Furlow, f | .825 (99-120) |
| 1975-76 | Terry Furlow, f | .876 (177-202) |
| 1976-77 | Terry Donnelly, g | .769 (40-52) |
| 1977-78 | Bob Chapman, g | .802 (65-81) |
| 1978-79 | Earvin Johnson, g/f | .842 (202-240) |
| 1979-80 | Terry Donnelly, g | .882 (60-68) |

YEAR-BY-YEAR 3-POINT FG LEADERS

Based on total 3-pointers (since 1982-83)

| YEAR | NAME | 3FG (AVG.) |
|-----------|------------------|------------|
| 1982-83 * | Scott Skiles, g | 25 (1.2) |
| 1986-87 | Kirk Manns, g | 35 (1.2) |
| 1987-88 | Kirk Manns, g | 27 (0.9) |
| 1988-89 | Kirk Manns, g | 69 (2.1) |
| 1989-90 | Kirk Manns, g | 81 (2.6) |
| 1990-91 | Steve Smith, g | 66 (2.2) |
| 1991-92 | Shawn Respert, g | 60 (2.0) |
| 1992-93 | Shawn Respert, g | 60 (2.1) |
| 1993-94 | Shawn Respert, g | 92 (2.9) |
| 1994-95 | Shawn Respert, g | 119 (4.3) |
| 1995-96 | Ray Weathers, g | 39 (1.3) |
| 1996-97 | Ray Weathers, g | 53 (1.8) |
| 1997-98 | Jason Klein, f | 69 (2.3) |
| 1998-99 | Jason Klein, f | 46 (1.2) |

*3-Point shot used in Big Ten and NIT games only

| YEAR | NAME | PCT. (FT-FTA) |
|-----------|--------------------|----------------|
| 1980-81 | Mike Brkovich, g/f | .862 (56-65) |
| 1981-82 | Sam Vincent, g | .747 (68-91) |
| 1982-83 | Scott Skiles, g | .831 (69-83) |
| 1983-84 | Scott Skiles, g | .832 (99-119) |
| 1984-85 | Sam Vincent, g | .846 (176-208) |
| 1985-86 | Scott Skiles, g | .900 (188-209) |
| 1986-87 | Darryl Johnson, g | .910 (111-122) |
| 1987-88 | Steve Smith, g | .758 (69-91) |
| 1988-89 | Kirk Manns, g | .839 (47-56) |
| 1989-90 | Kirk Manns, g | .864 (70-81) |
| 1990-91 | Steve Smith, g | .802 (150-187) |
| 1991-92 | Shawn Respert, g | .872 (68-78) |
| 1992-93 | Shawn Respert, g | .856 (119-139) |
| 1993-94 | Shawn Respert, g | .840 (142-169) |
| 1994-95 | Shawn Respert, g | .869 (139-160) |
| 1995-96 | Thomas Kelley, g | .790 (45-57) |
| 1996-97 | Mateen Cleaves, g | .722 (57-79) |
| 1997-98 | Charlie Bell, g | .793 (69-87) |
| 1998-99 | Morris Peterson, f | .814 (114-140) |
| 1999-2000 | A.J. Granger, f | .893 (67-75) |
| 2000-01 | Charlie Bell, g | .770 (94-122) |
| 2001-02 | Adam Ballinger, f | .864 (51-59) |
| 2002-03 | Alan Anderson, f | .842 (128-152) |
| 2003-04 | Shannon Brown, g | .807 (46-57) |
| 2004-05 | Alan Anderson, f | .877 (114-130) |
| 2005-06 | Paul Davis, c | .870 (160-184) |
| 2006-07 | Drew Neitzel, g | .879 (123-140) |
| 2007-08 | Drew Neitzel, g | .860 (74-86) |
| 2008-09 | Goran Suton, c | .848 (67-79) |
| 2009-10 | Durrell Summers, g | .795 (62-78) |
| 2010-11 | Kalin Lucas, g | .820 (137-167) |
| 2011-12 | Austin Thornton, g | .871 (54-62) |
| 2012-13 | Adreian Payne, f | .848 (89-105) |
| 2013-14 | Gary Harris, g | .810 (115-142) |

INDIVIDUAL

| 3-POINT FG | NO. | YEARS |
|---------------------|-----|-----------|
| 1. Shawn Respert | 331 | 1990-95 |
| 2. Chris Hill | 306 | 2001-05 |
| 3. Drew Neitzel | 273 | 2004-08 |
| 4. Kirk Manns | 212 | 1986-90 |
| 5. Maurice Ager | 202 | 2002-06 |
| 6. Durrell Summers | 161 | 2007-11 |
| 7. Jason Klein | 152 | 1995-99 |
| 8. Kalin Lucas | 149 | 2007-11 |
| 9. Steve Smith | 147 | 1987-91 |
| 10. Morris Peterson | 146 | 1995-2000 |

| 3-POINT FG ATT. | NO. | YEARS |
|--------------------|-----|-----------|
| 1. Chris Hill | 735 | 2001-05 |
| 2. Shawn Respert | 728 | 1990-95 |
| 3. Drew Neitzel | 684 | 2004-08 |
| 4. Maurice Ager | 532 | 2002-06 |
| 5. Mateen Cleaves | 457 | 1996-2000 |
| 6. Kirk Manns | 446 | 1986-90 |
| 7. Durrell Summers | 433 | 2007-11 |
| 8. Keith Appling | 413 | 2010-14 |
| 9. Jason Klein | 409 | 1995-99 |
| 10. Chris Allen | 400 | 2007-10 |

| 3-PT. FG PCT.* | PCT. | YEARS |
|-------------------------------|------|-----------|
| 1. Kirk Manns (212-446) | .475 | 1986-90 |
| 2. Shawn Respert (331-728) | .455 | 1990-95 |
| 3. Ray Weathers (99-222) | .446 | 1994-97 |
| 4. A.J. Granger (77-175) | .440 | 1996-2000 |
| 5. Todd Wolfe (53-121) | .438 | 1986-90 |
| 6. Travis Trice (112-268) | .418 | 2011-SA |
| 7. Steve Smith (147-353) | .416 | 1987-91 |
| 8. Chris Hill (306-735) | .416 | 2001-05 |
| 9. Gary Harris (65-158) | .411 | 2012-SA |
| 10. Adreian Payne (61-149) | .409 | 2010-14 |

* Minimum 100 attempts



3-POINT RECORDS

Season

| 3-POINT FG | NO. | YEAR |
|--------------------|-----|-----------|
| 1. Shawn Respert | 119 | 1994-95 |
| 2. Drew Neitzel | 114 | 2006-07 |
| 3. Drew Neitzel | 97 | 2007-08 |
| 4. Chris Hill | 95 | 2002-03 |
| 5. Shawn Respert | 92 | 1993-94 |
| 6. Morris Peterson | 85 | 1999-2000 |
| 7. Chris Hill | 84 | 2003-04 |
| 8. Maurice Ager | 83 | 2005-06 |
| 9. Gary Harris | 81 | 2013-14 |
| Kirk Manns | 81 | 1989-90 |

By Class:

Freshman: Chris Hill - 66 (2001-02)

Sophomore: Chris Hill - 95 (2002-03)

Junior: Drew Neitzel - 114 (2006-07)

Senior: Shawn Respert - 119 (1994-95)

| 3-POINT FG ATT. | NO. | YEAR |
|--------------------|-----|-----------|
| 1. Drew Neitzel | 277 | 2006-07 |
| 2. Shawn Respert | 251 | 1994-95 |
| 3. Drew Neitzel | 244 | 2007-08 |
| 4. Chris Hill | 234 | 2002-03 |
| 5. Gary Harris | 230 | 2013-14 |
| 6. Maurice Ager | 221 | 2005-06 |
| 7. Shawn Respert | 205 | 1993-94 |
| 8. Morris Peterson | 200 | 1999-2000 |
| 9. Chris Hill | 185 | 2003-04 |
| 10. Kirk Manns | 178 | 1989-90 |

By Class:

Freshman: Gary Harris - 158 (2012-13)

Sophomore: Chris Hill - 234 (2002-03)

Junior: Drew Neitzel - 277 (2006-07)

Senior: Shawn Respert - 251 (1994-95)

| 3-PT. FG PCT. | PCT. | YEAR |
|-------------------|------|---------|
| 1. Kirk Manns | .507 | 1988-89 |
| (69-136) | | |
| 2. Todd Wolfe | .500 | 1988-89 |
| (26-52) | | |
| Scott Skiles | .500 | 1982-83 |
| (25-50) | | |
| 4. Kenny Kaminski | .494 | 2013-14 |
| (38-77) | | |
| 5. Kelvin Torbert | .484 | 2003-04 |
| (31-64) | | |
| 6. Kirk Manns | .482 | 1987-88 |
| (27-56) | | |
| 7. Shawn Respert | .474 | 1994-95 |
| (119-251) | | |
| 8. Kirk Manns | .461 | 1986-87 |
| (35-76) | | |
| 9. Steve Smith | .459 | 1989-90 |
| (45-98) | | |
| 10. Shawn Respert | .455 | 1991-92 |
| (60-132) | | |

* Minimum 50 attempts

By Class:

Freshman: Scott Skiles - .500 (1982-83)

Soph.: Kirk Manns - .482 (1987-88)

Junior: Kirk Manns - .507 (1988-89)

Senior: Shawn Respert - .474 (1994-95)

Game

| 3-POINT FG | NO. | DATE (OPP.) |
|---|-----|-----------------------|
| 1. Chris Hill | 10 | 2/23/2003 (Syr.) |
| 2. Shawn Respert | 9 | 1/11/1995 (Ind.) |
| 3. Shawn Respert | 8 | 3/11/1995 (Wis.) |
| Shawn Respert | 8 | 2/15/1995 (Illinois) |
| Shawn Respert | 8 | 12/29/1994 (Ball St.) |
| Shawn Respert | 8 | 2/23/1994 (Minn.) |
| Kirk Manns | 8 | 2/12/1990 (Iowa) |
| Kirk Manns | 8 | 1/25/1989 (Purdue) |
| 9. Five occasions with seven 3-point fg | | |

| 3-PT. FG ATT. | NO. | DATE (OPP.) |
|------------------|-----|---------------------|
| 1. Chris Hill | 18 | 2/23/2003 (Syr.) |
| 2. Drew Neitzel | 17 | 3/17/2007 (UNC) |
| Maurice Ager | 17 | 11/22/2005 (Gonz.) |
| Shawn Respert | 17 | 3/17/95 (Weber St.) |
| Shawn Respert | 17 | 3/11/1995 (Wis.) |
| 6. Shawn Respert | 15 | 3/8/1995 (Iowa) |
| 7. Gary Harris | 13 | 2/23/2014 (Mich.) |
| Marcus Taylor | 13 | 3/15/2002 (NCSU) |
| Shawn Respert | 13 | 1/11/1995 (Ind.) |
| Steve Smith | 13 | 3/3/1991 (Ohio St.) |
| Kirk Manns | 13 | 2/12/1990 (Iowa) |
| Kirk Manns | 13 | 1/13/1990 (Iowa) |

| 3-PT. FG PCT. | PCT. | DATE (OPP.) |
|------------------|------|-------------------|
| 1. Drew Neitzel | .875 | 11/21/1986 (Vt.) |
| (7-8) | | |
| 2. Kirk Manns | .800 | 1/25/1989 (Pur.) |
| (8-10) | | |
| 3. Gary Harris | .750 | 1/5/2013 (Pur.) |
| (6-8) | | |
| Ray Weathers | .750 | 12/21/1995 (ETSU) |
| (6-8) | | |
| 5. Shawn Respert | .692 | 1/11/1995 (Ind.) |
| (9-13) | | |
| 6. Gary Harris | .667 | 2/20/2014 (Pur.) |
| (6-9) | | |
| Durrell Summers | .667 | 1/25/2009 (OSU) |
| (6-9) | | |
| Shannon Brown | .667 | 12/21/2005 (UWGB) |
| (6-9) | | |
| Shawn Respert | .667 | 2/15/1995 (Ill.) |
| (8-12) | | |
| Shawn Respert | .667 | 12/29/1994 (BSU) |
| (8-12) | | |
| Shawn Respert | .667 | 2/23/1994 (Minn.) |
| (8-12) | | |
| Shawn Respert | .667 | 3/7/1992 (Ill.) |
| (6-9) | | |

* Minimum 8 attempts

TEAM

Season

| 3-POINT FG | NO. | GAMES |
|--------------|-----|----------|
| 1. 2013-14 | 307 | 38 games |
| 2. 1999-2000 | 253 | 39 games |
| 3. 2010-11 | 220 | 34 games |
| 4. 2004-05 | 219 | 33 games |
| 5. 2005-06 | 204 | 34 games |

| 3-POINT FG ATT. | NO. | GAMES |
|-----------------|-----|----------|
| 1. 2013-14 | 783 | 38 games |
| 2. 1999-2000 | 669 | 39 games |
| 3. 2010-11 | 620 | 34 games |
| 4. 2004-05 | 615 | 33 games |
| 5. 2008-09 | 567 | 38 games |

| 3-POINT FG PCT. | NO. | GAMES |
|-----------------|------|----------|
| 1. 1989-90 | .431 | 34 games |
| 2. 1987-88 | .421 | 28 games |
| 3. 1988-89 | .419 | 33 games |
| 4. 1986-87 | .416 | 28 games |
| 5. 1994-95 | .408 | 28 games |

Game

| 3-POINT FG | OPPONENT | DATE |
|------------|---------------|------------|
| 1. 17 | Purdue | 2/20/2014 |
| 2. 16 | Michigan | 3/4/2000 |
| 3. 14 | Virginia Tech | 11/22/2013 |
| 14 | Mass. | 11/28/2009 |
| 5. 13 | New Orleans | 12/28/2013 |
| 13 | Portland | 11/18/2013 |
| 13 | Green Bay | 12/21/2005 |
| 13 | Penn State | 3/5/2005 |

| 3-PT FG ATT. | OPPONENT | DATE |
|--------------|---------------|------------|
| 1. 35 | Virginia Tech | 11/22/2013 |
| 2. 34 | Gonzaga | 11/22/2005 |
| 3. 32 | Purdue | 2/20/2014 |
| 32 | Michigan | 3/4/2000 |
| 5. 31 | Oakland | 1/29/2005 |

Big Ten Game

| 3-POINT FG | OPPONENT | DATE |
|-------------------------------------|------------|-----------|
| 1. 17 | Purdue | 2/20/2014 |
| 2. 16 | Michigan | 3/4/2000 |
| 3. 13 | Penn State | 3/5/2005 |
| 4. 12 | Penn State | 2/6/2014 |
| 5. Ten occasions with 11 3-point fg | | |

| 3-PT FG ATT. | OPPONENT | DATE |
|--------------|------------|-----------|
| 1. 32 | Purdue | 2/20/2014 |
| 32 | Michigan | 3/4/2000 |
| 3. 30 | Penn State | 1/28/2006 |
| 4. 29 | Iowa | 1/28/2014 |
| 5. 27 | Penn State | 2/28/2004 |



ASSIST/STEAL/BLOCK RECORDS

SPARTANS

INDIVIDUAL

Career

| ASSISTS | NO. | YEARS |
|--------------------|-----|-----------|
| 1. Mateen Cleaves | 816 | 1996-2000 |
| 2. Scott Skiles | 645 | 1982-86 |
| 3. Eric Snow | 599 | 1991-95 |
| 4. Drew Neitzel | 582 | 2004-08 |
| 5. Mark Montgomery | 561 | 1988-92 |
| 6. Kalin Lucas | 558 | 2007-11 |
| 7. Travis Walton | 555 | 2005-09 |
| 8. Earvin Johnson | 491 | 1977-79 |
| 9. Keith Appling | 465 | 2013-14 |
| 10. Steve Smith | 453 | 1987-91 |
| 11. Chris Hill | 452 | 2001-05 |

| STEALS | NO. | YEARS |
|--------------------|-----|-----------|
| 1. Mateen Cleaves | 195 | 1996-2000 |
| 2. Draymond Green | 180 | 2011-12 |
| 3. Scott Skiles | 175 | 1982-86 |
| 4. Mark Montgomery | 168 | 1988-92 |
| 5. Travis Walton | 167 | 2005-09 |
| 6. Chris Hill | 162 | 2001-05 |
| 7. Sam Vincent | 159 | 1981-85 |
| 8. Keith Appling | 151 | 2013-14 |
| 9. Ken Redfield | 150 | 1986-90 |
| 10. Greg Kelser | 148 | 1975-79 |

| BLOCKED SHOTS | NO. | YEARS |
|----------------------|-----|-----------|
| 1. Adreian Payne | 141 | 2010-14 |
| 2. Drew Naymick | 134 | 2004-08 |
| 3. Draymond Green | 117 | 2008-12 |
| 4. Delvon Roe | 106 | 2008-11 |
| 5. Matt Steigenga | 97 | 1988-92 |
| 6. Ken Johnson | 96 | 1983-85 |
| 7. Goran Suton | 90 | 2005-09 |
| 8. Aloysius Anagonye | 88 | 1999-2003 |
| 9. Paul Davis | 87 | 2002-06 |
| 10. Brandon Dawson | 84 | 2011-SA |

Season

| ASSISTS | NO. | YEAR |
|--------------------|-----|---------|
| 1. Mateen Cleaves | 274 | 1998-99 |
| (7.2 per game) | | |
| 2. Earvin Johnson | 269 | 1978-79 |
| (8.4 per game) | | |
| 3. Earvin Johnson | 222 | 1977-78 |
| (7.4 per game) | | |
| 4. Mateen Cleaves | 217 | 1997-98 |
| (7.2 per game) | | |
| Eric Snow | 217 | 1994-95 |
| (7.8 per game) | | |
| 6. Eric Snow | 213 | 1993-94 |
| (6.7 per game) | | |
| 7. Scott Skiles | 203 | 1985-86 |
| (6.5 per game) | | |
| 8. Travis Walton | 191 | 2006-07 |
| (5.5 per game) | | |
| 9. Mark Montgomery | 190 | 1991-92 |
| (6.3 per game) | | |
| 10. Drew Neitzel | 189 | 2005-06 |
| (5.6 per game) | | |

By Class:

Fresh.: Earvin Johnson - 222 (1977-78)

Soph.: Earvin Johnson - 269 (1978-79)

Junior: Mateen Cleaves - 274 (1998-99)

Senior: Eric Snow - 217 (1994-95)

YEAR-BY-YEAR ASSIST LEADERS

Based on total assists (since 1975-76)

| YEAR | NAME | AST. (AVG.) | YEAR | NAME | AST. (AVG.) |
|---------|---------------------|-------------|-----------|-------------------|-------------|
| 1975-76 | Benny White, g | 106 (3.9) | 1994-95 | Eric Snow, g | 217 (7.8) |
| 1976-77 | Edgar Wilson, f/g | 93 (3.4) | 1995-96 | Thomas Kelley, g | 114 (3.6) |
| | Terry Donnelly, g | 93 (3.4) | 1996-97 | Mateen Cleaves, g | 146 (5.0) |
| 1977-78 | Earvin Johnson, g/f | 222 (7.4) | 1997-98 | Mateen Cleaves, g | 217 (7.2) |
| 1978-79 | Earvin Johnson, g/f | 269 (8.4) | 1998-99 | Mateen Cleaves, g | 274 (7.2) |
| 1979-80 | Mike Brkovich, g/f | 96 (3.6) | 1999-2000 | Mateen Cleaves, g | 179 (6.9) |
| 1980-81 | Kevin Smith, g | 130 (4.8) | 2000-01 | Charlie Bell, g | 169 (5.1) |
| 1981-82 | Kevin Smith, g | 126 (4.5) | 2001-02 | Marcus Taylor, g | 153 (5.3) |
| 1982-83 | Scott Skiles, g | 146 (4.2) | 2002-03 | Chris Hill, g | 128 (3.7) |
| 1983-84 | Scott Skiles, g | 128 (4.6) | 2003-04 | Chris Hill, g | 128 (3.7) |
| 1984-85 | Scott Skiles, g | 168 (5.8) | 2004-05 | Chris Hill, g | 141 (4.3) |
| 1985-86 | Scott Skiles, g | 203 (6.5) | 2005-06 | Drew Neitzel, g | 189 (5.6) |
| 1986-87 | Darryl Johnson, g | 112 (4.0) | 2006-07 | Travis Walton, g | 191 (5.5) |
| 1987-88 | Ed Wright, g | 91 (3.3) | 2007-08 | Travis Walton, g | 156 (4.3) |
| 1988-89 | Ken Redfield, f | 131 (4.0) | 2008-09 | Kalin Lucas, g | 176 (4.6) |
| 1989-90 | Steve Smith, g | 150 (4.8) | 2009-10 | Kalin Lucas, g | 131 (4.0) |
| 1990-91 | Mark Montgomery, g | 169 (5.8) | 2010-11 | Draymond Green, f | 141 (4.1) |
| 1991-92 | Mark Montgomery, g | 190 (6.3) | 2011-12 | Keith Appling, g | 144 (3.9) |
| 1992-93 | Eric Snow, g | 145 (5.2) | 2012-13 | Keith Appling, g | 120 (3.3) |
| 1993-94 | Eric Snow, g | 213 (6.7) | 2013-14 | Keith Appling, g | 156 (4.5) |

| STEALS | NO. | YEAR |
|-------------------|-----|---------|
| 1. Earvin Johnson | 75 | 1978-79 |
| 2. Mateen Cleaves | 73 | 1997-98 |
| 3. Earvin Johnson | 71 | 1977-78 |
| 4. Mateen Cleaves | 69 | 1998-99 |
| 5. Gary Harris | 63 | 2013-14 |
| 6. Draymond Green | 60 | 2010-11 |
| Darryl Johnson | 60 | 1986-87 |
| 8. Brandon Dawson | 57 | 2012-13 |
| Eric Snow | 57 | 1993-94 |
| 10. Travis Walton | 56 | 2008-09 |
| Antonio Smith | 56 | 1998-99 |

By Class:

Fresh.: Earvin Johnson - 68 (1977-78)

Soph.: Earvin Johnson - 75 (1978-79)

Junior: Mateen Cleaves - 69 (1998-99)

Senior: Darryl Johnson - 60 (1986-87)

| BLOCKED SHOTS | NO. | YEAR |
|--------------------|-----|---------|
| 1. Ken Johnson | 72 | 1984-85 |
| 2. Drew Naymick | 60 | 2007-08 |
| 3. Drew Naymick | 55 | 2006-07 |
| 4. Ron Charles | 51 | 1979-80 |
| 5. DuJuan Wiley | 50 | 1997-98 |
| 6. Adreian Payne | 46 | 2012-13 |
| 7. Matt Costello | 43 | 2013-14 |
| 8. Delvon Roe | 42 | 2010-11 |
| 9. Adreian Payne | 39 | 2011-12 |
| 10. Draymond Green | 36 | 2011-12 |

By Class:

Freshman: Delvon Roe - 29 (2008-09)

Soph.: Matt Costello - 43 (2013-14)

Junior: Drew Naymick - 55 (2006-07)

Senior: Ken Johnson - 72 (1984-85)

Game

| ASSISTS | NO. | DATE (OPP.) |
|-------------------|-----|------------------------|
| 1. Mateen Cleaves | 20 | 3/4/2000 (Mich.) |
| 2. Gary Ganakas | 17 | 12/29/1972 (Roch.) |
| 3. Earvin Johnson | 14 | 1/4/1979 (Wis.) |
| Earvin Johnson | 14 | 12/13/1978 (W. Mich.) |
| Earvin Johnson | 14 | 3/16/1978 (W. Ky.) |
| 6. Mateen Cleaves | 13 | 1/24/1999 (Ind.) |
| Mateen Cleaves | 13 | 1/28/1998 (Ind.) |
| Eric Snow | 13 | 2/11/1995 (Penn St.) |
| Earvin Johnson | 13 | 3/18/1979 (Notre Dame) |
| Earvin Johnson | 13 | 12/21/1977 (Detroit) |



Mateen Cleaves is MSU's all-time assist leader with 816 helpers.



ASSIST/STEAL/BLOCK RECORDS

YEAR-BY-YEAR STEAL LEADERS

Based on total steals (since 1977-78)

| YEAR | NAME | STL. (AVG.) | YEAR | NAME | STL. (AVG.) |
|---------|--------------------|-------------|-----------|---------------------|-------------|
| 1977-78 | Earvin Johnson, g | 71 (2.3) | 1996-97 | Antonio Smith, f | 29 (1.0) |
| 1978-79 | Earvin Johnson, g | 75 (2.3) | 1997-98 | Mateen Cleaves, g | 73 (2.4) |
| 1979-80 | Kevin Smith, g | 46 (1.7) | 1998-99 | Mateen Cleaves, g | 69 (1.8) |
| 1980-81 | Kevin Smith, g | 38 (1.4) | 1999-2000 | Charlie Bell, g | 47 (1.2) |
| 1981-82 | Sam Vincent, g | 41 (1.5) | 2000-01 | Jason Richardson, g | 38 (1.2) |
| 1982-83 | Sam Vincent, g | 44 (1.5) | 2001-02 | Marcus Taylor, g | 31 (1.1) |
| 1983-84 | Scott Skiles, g | 40 (1.4) | 2002-03 | Chris Hill, g | 51 (1.5) |
| 1984-85 | Scott Skiles, g | 48 (1.7) | 2003-04 | Chris Hill, g | 46 (1.5) |
| 1985-86 | Scott Skiles, g | 54 (1.7) | 2004-05 | Chris Hill, g | 44 (1.3) |
| 1986-87 | Darryl Johnson, g | 60 (2.1) | 2005-06 | Shannon Brown, g | 50 (1.5) |
| 1987-88 | Ken Redfield, f | 50 (1.8) | 2006-07 | Travis Walton, g | 42 (1.2) |
| 1988-89 | Ken Redfield, f | 46 (1.4) | 2007-08 | Goran Suton, c | 38 (1.1) |
| 1989-90 | Ken Redfield, f | 44 (1.3) | 2008-09 | Travis Walton, g | 56 (1.5) |
| 1990-91 | Mark Montgomery, g | 52 (1.8) | 2009-10 | Draymond Green, f | 45 (1.2) |
| 1991-92 | Mark Montgomery, g | 48 (1.6) | 2010-11 | Draymond Green, f | 60 (1.8) |
| 1992-93 | Eric Snow, g | 27 (1.0) | 2011-12 | Draymond Green, f | 54 (1.5) |
| 1993-94 | Eric Snow, g | 57 (1.8) | 2012-13 | Branden Dawson, g | 57 (1.6) |
| 1994-95 | Eric Snow, g | 52 (1.9) | 2013-14 | Gary Harris, g | 63 (1.8) |
| 1995-96 | Quinton Brooks, f | 30 (1.0) | | | |

YEAR-BY-YEAR BLOCK LEADERS

Based on total blocks (since 1979-80)

| YEAR | NAME | BLK. (AVG.) | YEAR | NAME | BLK. (AVG.) |
|---------|---------------------|-------------|-----------|----------------------|-------------|
| 1979-80 | Ron Charles, f/c | 51 (1.9) | 1997-98 | DuJuan Wiley, c | 50 (1.7) |
| 1980-81 | Ben Tower, f | 16 (0.6) | 1998-99 | Andre Hutson, f | 22 (0.6) |
| 1981-82 | Richard Mudd, f/c | 15 (0.6) | | Morris Peterson, f | 22 (0.6) |
| 1982-83 | Kevin Willis, c | 35 (1.3) | 1999-2000 | A.J. Granger, f | 21 (0.5) |
| 1983-84 | Ken Johnson, f | 24 (1.3) | 2000-01 | Jason Richardson, g | 28 (0.8) |
| | Kevin Willis, c | 24 (0.9) | 2001-02 | Aloysius Anagonye, f | 31 (1.0) |
| 1984-85 | Ken Johnson, c | 72 (2.6) | 2002-03 | Aloysius Anagonye, f | 20 (0.6) |
| 1985-86 | Barry Fordham, c | 20 (0.6) | | Adam Ballinger, f | 20 (0.6) |
| 1986-87 | George Papadakos, c | 12 (0.4) | | Erazem Lorbek, f | 20 (0.6) |
| 1987-88 | George Papadakos, c | 35 (1.4) | 2003-04 | Paul Davis, c | 19 (0.6) |
| 1988-89 | Steve Smith, g | 12 (0.4) | 2004-05 | Paul Davis, c | 20 (0.6) |
| | Matt Steigenga, f | 12 (0.4) | 2005-06 | Paul Davis, c | 29 (0.9) |
| 1989-90 | Matt Steigenga, f | 30 (0.9) | 2006-07 | Drew Naymick, c | 55 (1.6) |
| 1990-91 | Matt Steigenga, f | 32 (1.1) | 2007-08 | Drew Naymick, c | 60 (1.7) |
| 1991-92 | Matt Steigenga, f | 23 (0.9) | 2008-09 | Delvon Roe, f | 29 (0.8) |
| 1992-93 | Mike Peplowski, c | 24 (0.9) | 2009-10 | Delvon Roe, f | 35 (0.9) |
| 1993-94 | Anthony Miller, c | 29 (0.9) | 2010-11 | Delvon Roe, f | 42 (1.2) |
| 1994-95 | Quinton Brooks, f | 16 (0.6) | 2011-12 | Adreian Payne, f | 39 (1.1) |
| 1995-96 | Quinton Brooks, f | 18 (0.6) | 2012-13 | Adreian Payne, f | 46 (1.3) |
| 1996-97 | DuJuan Wiley, c | 19 (0.8) | 2013-14 | Matt Costello, f | 43 (1.3) |

STEALS NO. DATE (OPP.)

1. Mateen Cleaves 9 2/14/1998 (Minn.)
2. Darryl Johnson 8 1/10/1987 (Ohio St.)
Greg Kelsner 8 2/21/1976 (N'western)
4. Jason Richardson 7 2/18/2008 (N'western)
- Greg Kelsner 7 2/4/1978 (Indiana)
- Earvin Johnson 7 2/2/1978 (Mich.)
7. Eleven occasions with six steals

BLOCKED SHOTS NO. DATE (OPP.)

1. Ken Johnson 8 12/29/1984 (SDSU)
2. Matt Costello 6 1/18/2014 (Illinois)
- Draymond Green 6 12/22/2012 (Lehigh)
- Drew Naymick 6 2/9/2008 (N'western)
- Ken Johnson 6 1/10/1985 (Purdue)
6. Adreian Payne 5 3/23/2013 (Memphis)
- Delvon Roe 5 1/15/2011 (N'western)
- Keith Appling 5 1/3/2011 (N'western)
- Delvon Roe 5 12/4/2009 (Wofford)
- Matt Steigenga 5 2/3/1990 (Purdue)
- Barry Fordham 5 2/15/1986 (Minn.)

TEAM

Season

| ASSISTS | NO. | GAMES |
|--------------|-----|----------|
| 1. 2013-14 | 637 | 38 games |
| 2. 2007-08 | 631 | 36 games |
| 3. 2008-09 | 611 | 38 games |
| 4. 2009-10 | 606 | 37 games |
| 5. 1999-2000 | 602 | 39 games |

| STEALS | NO. | GAMES |
|------------|-----|----------|
| 1. 1998-99 | 298 | 38 games |
| 2. 2012-13 | 289 | 36 games |
| 3. 2011-12 | 265 | 37 games |
| 4. 2009-10 | 259 | 38 games |
| 5. 2004-05 | 258 | 33 games |

| BLOCKED SHOTS | NO. | GAMES |
|---------------|-----|----------|
| 1. 2013-14 | 174 | 38 games |
| 2. 2010-11 | 167 | 34 games |
| 3. 2006-07 | 162 | 35 games |
| 4. 2011-12 | 157 | 37 games |
| 5. 2007-08 | 152 | 36 games |

Game

| ASSISTS | OPPONENT | DATE |
|---------|--------------|------------|
| 1. 36 | Michigan | 3/4/2000 |
| 2. 35 | Neb. Omaha | 12/4/2011 |
| 35 | Alcorn State | 12/13/2008 |
| 4. 32 | McNeese St. | 11/8/2013 |
| 32 | Loyola-Chi. | 12/9/2000 |
| 32 | Morehead St. | 12/1/1992 |

| STEALS | OPPONENT | DATE |
|--------|----------------|------------|
| 1. 18 | Portland St. | 12/10/1979 |
| 2. 17 | Five occasions | |

| BLOCKS | OPPONENT | DATE |
|--------|----------------|------------|
| 1. 13 | San Jose St. | 12/19/2007 |
| 12 | Nebraska | 2/16/2013 |
| 12 | Northwestern | 1/3/2011 |
| 4. 10 | Five occasions | |

Big Ten Game

| ASSISTS | OPPONENT | DATE |
|---------|------------|-----------|
| 1. 36 | Michigan | 3/4/2000 |
| 2. 30 | Penn State | 2/28/2008 |
| 30 | Iowa | 2/17/1975 |
| 4. 29 | Wisconsin | 1/25/1975 |
| 5. 28 | Indiana | 3/2/2008 |
| 28 | Penn State | 3/5/2005 |

| STEALS | OPPONENT | DATE |
|--------|--------------|-----------|
| 1. 17 | Michigan | 2/17/1979 |
| 2. 16 | Wisconsin | 3/7/2013 |
| 16 | Iowa | 1/10/2012 |
| 16 | Northwestern | 2/25/1999 |
| 5. 15 | Michigan | 3/7/2010 |
| 15 | Indiana | 2/4/1978 |

| BLOCKS | OPPONENT | DATE |
|--------|--------------|-----------|
| 1. 12 | Nebraska | 2/16/2013 |
| 12 | Northwestern | 1/3/2011 |
| 3. 10 | Minnesota | 1/11/2014 |
| 10 | Purdue | 3/14/2003 |
| 5. 9 | Indiana | 1/4/2014 |
| 9 | Purdue | 2/4/2001 |
| 9 | Northwestern | 2/23/1978 |



MISCELLANEOUS RECORDS

SPARTANS

INDIVIDUAL

Career

| GAMES PLAYED | NO. | YEARS |
|-------------------|-----|-----------|
| 1. Draymond Green | 145 | 2008-12 |
| Durrell Summers | 145 | 2007-11 |
| 3. Travis Walton | 143 | 2005-09 |
| 4. Keith Appling | 142 | 2010-14 |
| 5. Kalin Lucas | 141 | 2007-11 |
| 6. Charlie Bell | 140 | 1997-2001 |
| 7. Derrick Nix | 139 | 2009-13 |
| 8. Adreian Payne | 138 | 2010-14 |
| Marquise Gray | 138 | 2005-09 |
| Drew Neitzel | 138 | 2004-08 |
| Andre Hutson | 138 | 1997-2001 |

| GAMES STARTED | NO. | YEARS |
|--------------------|-----|-----------|
| 1. Charlie Bell | 136 | 1997-2001 |
| 2. Andre Hutson | 129 | 1997-2001 |
| 3. Keith Appling | 123 | 2010-14 |
| Matt Steigenga | 123 | 1988-92 |
| 5. Raymar Morgan | 120 | 2006-10 |
| 6. Kalin Lucas | 119 | 2007-11 |
| 7. Shawn Respert | 118 | 1990-95 |
| 8. Drew Neitzel | 117 | 2004-08 |
| Steve Smith | 117 | 1987-91 |
| 10. Mateen Cleaves | 115 | 1996-2000 |
| Antonio Smith | 115 | 1995-99 |
| Scott Skiles | 115 | 1983-86 |

TEAM

Season

| WINS | NO. | GAMES |
|--------------|-----|----------|
| 1. 1998-99 | 33 | 38 games |
| 2. 1999-2000 | 32 | 39 games |
| 3. 2008-09 | 31 | 38 games |
| 4. 2013-14 | 29 | 38 games |
| 2011-12 | 29 | 37 games |

Game

| VICTORY MARGIN | POINTS | DATE |
|--------------------------|-------------|-----------|
| 1. vs. Alma | 99 (102-3) | 2/1/1902 |
| 2. vs. Battle Creek YMCA | 90 (94-4) | 2/25/1905 |
| 3. vs. Bay City YMCA | 72 (84-12) | 2/7/1910 |
| 4. vs. DePaul | 69 (76-7) | 1/13/1909 |
| 5. vs. Morehead St. | 68 (121-53) | 12/1/1992 |

| DEFEAT MARGIN | POINTS | DATE |
|--------------------|-------------|-----------|
| 1. vs. Indiana | 52 (55-107) | 1/4/1975 |
| 2. at Kentucky | 50 (86-36) | 1/27/1947 |
| 3. at Ohio State | 44 (87-43) | 2/11/1950 |
| 4. at Iowa | 43 (111-68) | 1/16/1965 |
| 5. at Detroit A.C. | 42 (54-12) | 2/10/1911 |

| COMBINED PTS. | POINTS | DATE |
|-------------------|---------------|------------|
| 1. vs. Oklahoma | 218 (118-100) | 12/21/1963 |
| 2. vs. Gonzaga | 215 (106-109) | 11/22/2005 |
| 3. vs. Ball State | 212 (117-95) | 12/29/1994 |
| 4. at Illinois | 210 (121-89) | 3/9/1965 |
| vs. Indiana | 210 (107-103) | 1/11/1964 |

TRIPLE DOUBLES

Earvin Johnson - 8

| OPPONENT | PTS. | REB. | AST. |
|--------------------------|------|------|------|
| Pennsylvania, 3/24/1979 | 29 | 10 | 10 |
| Lamar, 3/11/1979 | 13 | 17 | 10 |
| Illinois, 2/24/1979 | 21 | 11 | 11 |
| Kansas, 2/4/1979 | 12 | 10 | 11 |
| Northwestern, 1/27/1979 | 26 | 10 | 10 |
| Wisconsin, 1/4/1979 | 21 | 13 | 14 |
| Oregon State, 12/29/1978 | 10 | 10 | 10 |
| Detroit, 12/21/1977 | 11 | 10 | 13 |

Draymond Green - 3

| OPPONENT | PTS. | REB. | AST. |
|------------------------|------|------|------|
| Long Island, 3/16/2012 | 24 | 12 | 10 |
| UCLA, 3/17/2011 | 23 | 11 | 10 |
| Penn State, 2/10/2011 | 15 | 14 | 10 |

Charlie Bell - 1

| OPPONENT | PTS. | REB. | AST. |
|---------------------|------|------|------|
| Oakland, 11/19/2000 | 13 | 11 | 10 |



With his triple-double vs. LIU Brooklyn, Draymond Green joined Earvin "Magic" Johnson and Cincinnati's Oscar Robertson as the only players in history with more than one triple-double in the NCAA Tournament.

| TEAM FOULS | FOULS | DATE |
|----------------------|-------|------------|
| 1. at Northwestern | 41 | 2/2/1952 |
| 2. at Missouri | 39 | 12/22/1983 |
| at Wisconsin | 39 | 1/29/1977 |
| 4. at Minnesota | 35 | 1/12/1952 |
| 5. vs. Central Mich. | 34 | 11/29/1980 |

Big Ten Game

| VICTORY MARGIN | POINTS | DATE |
|-------------------|-------------|-----------|
| 1. vs. Michigan | 51 (114-63) | 3/4/2000 |
| 2. vs. Penn State | 37 (86-49) | 2/2/2008 |
| vs. Northwestern | 37 (93-56) | 1/18/1995 |
| 4. vs. Minnesota | 36 (79-43) | 3/2/2000 |
| at Northwestern | 36 (82-46) | 2/27/1986 |

| DEFEAT MARGIN | POINTS | DATE |
|----------------|-------------|-----------|
| 1. vs. Indiana | 52 (55-107) | 1/4/1975 |
| 2. at Iowa | 43 (68-111) | 1/16/1965 |
| 3. at Iowa | 36 (47-83) | 2/21/1996 |
| 4. at Illinois | 32 (89-121) | 3/9/1965 |
| at Ohio State | 32 (79-111) | 1/30/1960 |

| COMBINED SCOREPOINTS | DATE |
|----------------------|-------------------------|
| 1. at Illinois | 210 (121-89) 3/9/1965 |
| vs. Indiana | 210 (107-103) 1/11/1964 |
| 3. vs. Illinois | 207 (94-113) 2/20/1965 |
| at Indiana | 207 (94-113) 2/23/1963 |
| 5. vs. Indiana | 206 (94-112) 2/8/1965 |

| TEAM FOULS | FOULS | DATE |
|---------------------------------|-------|-----------|
| 1. at Northwestern | 41 | 2/2/1952 |
| 2. at Wisconsin | 39 | 1/29/1977 |
| 3. at Minnesota | 35 | 1/12/1952 |
| 4. Four occasions with 33 fouls | | |

Games at Breslin Ctr.

| VICTORY MARGIN | POINTS | DATE |
|-----------------------|-------------|------------|
| 1. vs. Morehead St. | 68 (121-53) | 12/1/1992 |
| 2. vs. Alcorn State | 58 (118-60) | 12/13/2008 |
| vs. Green Bay | 58 (104-46) | 11/23/2004 |
| 4. vs. Nicholls State | 54 (92-38) | 11/23/2001 |
| 5. vs. New Orleans | 53 (101-48) | 12/28/2013 |
| 6. vs. Michigan | 51 (114-63) | 3/4/2000 |
| 7. vs. Nicholls State | 50 (102-52) | 11/27/2004 |
| 8. vs. Nicholls State | 45 (84-39) | 12/1/2012 |
| vs. Toledo | 45 (78-33) | 11/22/1999 |
| 10. vs. Ill.-Chicago | 44 (97-53) | 12/2/2000 |
| vs. Ill.-Chicago | 44 (77-33) | 12/13/1998 |



FRESHMAN RECORDS

Season

POINTS NO. YEAR

| | | |
|-------------------|-----|---------|
| 1. Earvin Johnson | 511 | 1977-78 |
| 2. Shawn Respert | 474 | 1991-92 |
| 3. Gary Harris | 439 | 2012-13 |
| 4. Scott Skiles | 376 | 1982-83 |
| 5. Zach Randolph | 356 | 2000-01 |

SCORING AVG. AVG. YEAR

| | | |
|-------------------|------|---------|
| 1. Earvin Johnson | 17.0 | 1977-78 |
| 2. Shawn Respert | 15.8 | 1991-92 |
| 3. Gary Harris | 12.9 | 2012-13 |
| 4. Scott Skiles | 12.3 | 1982-83 |
| 5. Raymar Morgan | 11.7 | 2006-07 |
| Sam Vincent | 11.7 | 1981-82 |
| Greg Kelsner | 11.7 | 1975-76 |

FIELD GOALS NO. YEAR

| | | |
|-------------------|-----|---------|
| 1. Earvin Johnson | 175 | 1977-78 |
| 2. Shawn Respert | 173 | 1991-92 |
| 3. Gary Harris | 150 | 2012-13 |
| 4. Scott Skiles | 141 | 1982-83 |
| 5. Kalin Lucas | 138 | 2007-08 |
| Zach Randolph | 138 | 2000-01 |

FIELD-GOAL ATT. NO. YEAR

| | | |
|-------------------|-----|---------|
| 1. Earvin Johnson | 382 | 1977-78 |
| 2. Shawn Respert | 344 | 1991-92 |
| 3. Gary Harris | 329 | 2012-13 |
| 4. Kalin Lucas | 320 | 2007-08 |
| 5. Scott Skiles | 286 | 1982-83 |

FIELD-GOAL PCT. PCT. YEAR

| | | |
|-------------------|------|---------|
| 1. Andre Hutson | .613 | 1997-98 |
| 2. Zach Randolph | .587 | 2000-01 |
| Ben Tower | .587 | 1980-81 |
| 4. Branden Dawson | .577 | 2011-12 |
| 5. Jay Vincent | .573 | 1977-78 |

* Minimum 100 attempts

3-POINT FG NO. YEAR

| | | |
|------------------|----|---------|
| 1. Chris Hill | 66 | 2001-02 |
| 2. Gary Harris | 65 | 2012-13 |
| 3. Shawn Respert | 60 | 1991-92 |
| 4. Keith Appling | 39 | 2010-11 |
| 5. Chris Allen | 36 | 2007-08 |

3-POINT FG ATT. NO. YEAR

| | | |
|------------------|-----|---------|
| 1. Gary Harris | 158 | 2012-13 |
| 2. Chris Hill | 148 | 2001-02 |
| 3. Shawn Respert | 132 | 1991-92 |
| 4. Chris Allen | 100 | 2007-08 |
| 5. Keith Appling | 95 | 2010-11 |

3-PT. FG PCT.* PCT. YEAR

| | | |
|-------------------|------|---------|
| 1. Scott Skiles | .500 | 1982-83 |
| 2. Kenny Kaminski | .494 | 2013-14 |
| 3. Kirk Manns | .461 | 1986-87 |
| 4. Shawn Respert | .455 | 1991-92 |
| 5. Chris Hill | .446 | 2001-02 |

* Minimum 50 attempts

FREE THROWS NO. YEAR

| | | |
|-------------------|-----|---------|
| 1. Earvin Johnson | 161 | 1977-78 |
| 2. Paul Davis | 97 | 2002-03 |
| 3. Raymar Morgan | 80 | 2006-07 |
| Zach Randolph | 80 | 2000-01 |
| 5. Gary Harris | 74 | 2012-13 |

FREE-THROW ATT. NO. YEAR

| | | |
|-------------------|-----|---------|
| 1. Earvin Johnson | 205 | 1977-78 |
| 2. Paul Davis | 147 | 2002-03 |
| 3. Zach Randolph | 126 | 2000-01 |
| 4. Raymar Morgan | 116 | 2006-07 |
| 5. Delvon Roe | 112 | 2008-09 |

FREE-THROW PCT. PCT. YEAR

| | | |
|-------------------|------|---------|
| 1. Shawn Respert | .872 | 1991-92 |
| 2. Scott Skiles | .831 | 1982-83 |
| 3. Shannon Brown | .807 | 2003-04 |
| 4. Kelvin Torbert | .806 | 2001-02 |
| 5. Charlie Bell | .793 | 1997-98 |

* Minimum 50 attempts

REBOUNDS NO. YEAR

| | | |
|-------------------|-----|---------|
| 1. Greg Kelsner | 260 | 1975-76 |
| 2. Earvin Johnson | 237 | 1977-78 |
| 3. Zach Randolph | 221 | 2000-01 |
| 4. Delvon Roe | 197 | 2008-09 |
| 5. Paul Davis | 165 | 2002-03 |

REBOUND AVG. AVG. YEAR

| | | |
|-------------------|-----|---------|
| 1. Greg Kelsner | 9.6 | 1975-76 |
| 2. Earvin Johnson | 7.9 | 1977-78 |
| 3. Zach Randolph | 6.7 | 2000-01 |
| 4. Mike Peplowski | 5.8 | 1989-90 |
| 5. Jeff Tropf | 5.4 | 1974-75 |

ASSISTS NO. YEAR

| | | |
|-------------------|-----|---------|
| 1. Earvin Johnson | 222 | 1977-78 |
| 2. Mateen Cleaves | 146 | 1996-97 |
| Scott Skiles | 146 | 1982-83 |
| 4. Kalin Lucas | 137 | 2007-08 |
| 5. Marcus Taylor | 107 | 2000-01 |

STEALS NO. YEAR

| | | |
|--------------------|----|---------|
| 1. Earvin Johnson | 68 | 1977-78 |
| 2. Gary Harris | 45 | 2012-13 |
| 3. Mark Montgomery | 43 | 1988-89 |
| 4. Sam Vincent | 41 | 1981-82 |
| 5. Travis Walton | 36 | 2005-06 |

BLOCKED SHOTS NO. YEAR

| | | |
|-------------------|----|---------|
| 1. Delvon Roe | 29 | 2008-09 |
| 2. Adreian Payne | 28 | 2010-11 |
| 3. Branden Dawson | 26 | 2011-12 |
| 4. Andre Hutson | 24 | 1997-98 |
| 5. Zach Randolph | 22 | 2000-01 |

MINUTES PLAYED NO. YEAR

| | | |
|------------------|------|---------|
| 1. Scott Skiles | 1023 | 1982-83 |
| 2. Gary Harris | 1010 | 2012-13 |
| Earvin Johnson | 1010 | 1977-78 |
| 4. Sam Vincent | 965 | 1981-82 |
| 5. Shawn Respert | 952 | 1991-92 |

GAMES PLAYED NO. YEAR

| | | |
|--------------------|----|-----------|
| 1. Delvon Roe | 38 | 2008-09 |
| Korie Lucious | 38 | 2008-09 |
| 3. Gavin Schilling | 37 | 2013-14 |
| Daymond Green | 37 | 2008-09 |
| Jason Richardson | 37 | 1999-2000 |
| Adam Ballinger | 37 | 1999-2000 |

TOP DEBUTS

POINTS NO. DATE

| | | |
|--------------------|----|------------|
| 1. Jay Vincent | 25 | 11/28/1977 |
| 2. Marcus Taylor | 16 | 11/19/2000 |
| 3. Charlie Bell | 15 | 11/17/1997 |
| Matt Steigenga | 15 | 11/28/1988 |
| 5. Keith Appling | 14 | 11/12/2010 |
| 6. Chris Allen | 13 | 11/13/2007 |
| Darryl Johnson | 13 | 11/25/1983 |
| Sam Vincent | 13 | 11/27/1981 |
| 9. Durrell Summers | 12 | 11/13/2007 |
| Quinton Brooks | 12 | 12/1/1992 |

REBOUNDS NO. DATE

| | | |
|---------------------|----|------------|
| 1. Derrick Nix | 14 | 11/13/2009 |
| 2. Matt Steigenga | 10 | 11/28/1988 |
| Ben Tower | 10 | 11/28/1980 |
| 4. Earvin Johnson | 9 | 11/28/1977 |
| 5. Denzel Valentine | 8 | 11/9/2012 |
| 6. Branden Dawson | 7 | 11/11/2011 |
| Adreian Payne | 7 | 11/12/2010 |
| Charlie Bell | 7 | 11/17/1997 |
| 9. Durrell Summers | 6 | 11/13/2007 |
| Raymar Morgan | 6 | 11/8/2006 |
| Alan Anderson | 6 | 11/12/2001 |
| Andre Hutson | 6 | 11/17/1997 |
| Jay Vincent | 6 | 11/28/1977 |
| Stan Feldreich | 6 | 11/28/1977 |
| Terry Furlow | 6 | 11/28/1972 |

ASSISTS NO. DATE

| | | |
|-------------------|---|------------|
| 1. Mateen Cleaves | 8 | 11/25/1996 |
| Randy Morrison | 8 | 11/28/1980 |
| Earvin Johnson | 8 | 11/28/1977 |
| 4. David Hart | 7 | 12/1/1992 |
| 5. Kalin Lucas | 6 | 11/13/2007 |
| 6. Marcus Taylor | 5 | 11/19/2000 |
| Terry Donnelly | 5 | 11/29/1976 |
| 8. Korie Lucious | 4 | 11/16/2008 |
| Drew Neitzel | 4 | 11/19/2004 |
| Steve Smith | 4 | 11/27/1987 |
| Mark Brown | 4 | 11/23/1985 |



OPPONENT RECORDS

SPARTANS

INDIVIDUAL

| | RECORD | PLAYER | MSU-OPP | LOCATION | DATE |
|--|---------------|---------------------------------|----------|----------------------|------------|
| Points | 56 | Jimmy Rayl (Indiana) | 94-113 | Bloomington, Ind. | 2/23/1963 |
| | 52 | Terry Dischinger (Purdue) | 74-85 | West Lafayette, Ind. | 2/25/1961 |
| | 48 | Jerry Lucas (Ohio State) | 68-83 | East Lansing | 2/11/1961 |
| | 48 | Gary Bradds (Ohio State) | 102-99 | East Lansing | 1/27/1964 |
| Field Goals | 23 | Jimmy Rayl (Indiana) | 94-113 | Bloomington, Ind. | 2/23/1963 |
| Field-Goal Att. | 48 | Jimmy Rayl (Indiana) | 94-113 | Bloomington, Ind. | 2/23/1963 |
| Field-Goal Pct. | 1.000 (11-11) | Derek Harper (Illinois) | 61-69 | Champaign, Ill. | 2/19/1983 |
| Free Throws | 18 | Gary Bradds (Ohio State) | 102-99 | East Lansing | 1/27/1964 |
| Free-Throw Att. | 20 | Gary Bradds (Ohio State) | 102-99 | East Lansing | 1/27/1964 |
| Free-Throw Pct. | 1.000 (14-14) | Robin Freeman (Ohio State) | 94-91 | East Lansing | 1/28/1956 |
| Five occasions of 13-13 shooting, one of 12-12, three of 11-11 and four of 10-10 | | | | | |
| 3-Point FG | 8 | Barry Bearden (Ala.-Birmingham) | 76-78 ot | New York, N.Y. | 3/29/1989 |
| 3-Point FG Att. | 17 | Brandon Cassise (Oakland) | 75-71 | East Lansing | 11/24/2007 |
| Rebounds | 23 | Don Kojis (Marquette) | 74-69 | Evanston, Ill. | 3/13/1959 |

Big Ten Games

| | RECORD | PLAYER | MSU-OPP | LOCATION | DATE |
|---|---------------|------------------------------|---------|--------------------|-----------|
| Points | 56 | Jimmy Rayl (Indiana) | 94-113 | Bloomington, Ind. | 2/23/1963 |
| Field Goals | 23 | Jimmy Rayl (Indiana) | 94-113 | Bloomington, Ind. | 2/23/1963 |
| Field-Goal Att. | 48 | Jimmy Rayl (Indiana) | 94-113 | Bloomington, Ind. | 2/23/1963 |
| Field-Goal Pct. | 1.000 (11-11) | Derek Harper (Illinois) | 61-69 | Champaign, Ill. | 2/19/1983 |
| Free Throws | 18 | Gary Bradds (Ohio State) | 102-99 | East Lansing | 1/27/1964 |
| Free-Throw Att. | 20 | Gary Bradds (Ohio State) | 102-99 | East Lansing | 1/27/1964 |
| Free-Throw Pct. | 1.000 (14-14) | Robin Freeman (Ohio State) | 94-91 | East Lansing | 1/28/1956 |
| Four occasions of 13-13 shooting, one of 12-12, one of 11-11 and two of 10-10 | | | | | |
| 3-Point FG | 7 | Talor Battle (Penn State) | 65-54 | State College, Pa. | 2/13/2010 |
| | 7 | Craig Moore (Northwestern) | 78-62 | Evanston, Ill. | 1/24/2008 |
| | 7 | Dee Brown (Illinois) | 50-60 | Champaign, Ill. | 1/5/2006 |
| | 7 | Terrance Simmons (Minnesota) | 94-83 | Minneapolis, Minn. | 2/10/2001 |
| 3-Point FG Att. | 14 | Craig Moore (Northwestern) | 78-62 | Evanston, Ill. | 1/24/2008 |
| | 14 | Cory Bradford (Illinois) | 61-44 | East Lansing | 2/11/1999 |
| | 14 | Pete Lisicky (Penn State) | 69-58 | State College, Pa. | 1/15/1997 |
| Rebounds | 21 | Jerry Lucas (Ohio State) | 68-83 | East Lansing | 2/11/1961 |

TEAM

| | RECORD | TEAM | MSU-OPP | LOCATION | DATE |
|-----------------|---------------|------------------|---------|---------------------|------------|
| Points | 121 | Illinois | 89-121 | Champaign, Ill. | 3/9/1965 |
| Field Goals | 50 | Illinois | 94-113 | East Lansing | 2/20/1965 |
| | 50 | Indiana | 55-107 | East Lansing | 1/4/1975 |
| Field-Goal Att. | 113 | Wisconsin | 106-90 | East Lansing | 1/6/1964 |
| Field-Goal Pct. | .712 (42-59) | Indiana | 58-95 | Bloomington, Ind. | 2/18/1988 |
| Free Throws | 42 | Colorado | 87-90 | Kansas City, Mo. | 12/28/1956 |
| Free-Throw Att. | 51 | Penn State | 76-85 | State College, Pa. | 2/2/2008 |
| Free-Throw Pct. | 1.000 (24-24) | Northwestern | 58-66 | Evanston, Ill. | 1/27/1977 |
| 3-Point FG | 16 | Minnesota | 94-83 | Minneapolis, Minn. | 2/10/2001 |
| 3-Point FG Att. | 38 | Louisiana-Monroe | 83-65 | East Lansing, Mich. | 11/14/2007 |
| Rebounds | 79 | Kansas State | 82-104 | Manhattan, Kan. | 12/17/1960 |
| Fouls | 35 | Purdue | 56-47 | East Lansing | 1/26/1952 |
| Victory Margin | 52 | Indiana | 55-107 | East Lansing | 1/4/1975 |

Big Ten Games

| | RECORD | TEAM | MSU-OPP | LOCATION | DATE |
|-----------------|---------------|--------------|---------|----------------------|-----------|
| Points | 121 | Illinois | 89-121 | Champaign, Ill. | 3/9/1965 |
| Field Goals | 50 | Illinois | 94-113 | East Lansing | 2/20/1965 |
| | 50 | Indiana | 55-107 | East Lansing | 1/4/1975 |
| Field-Goal Att. | 113 | Wisconsin | 106-90 | East Lansing | 1/6/1964 |
| Field-Goal Pct. | .712 (42-59) | Indiana | 58-95 | Bloomington, Ind. | 2/18/1988 |
| Free Throws | 37 | Minnesota | 80-93 | East Lansing | 1/5/1980 |
| | 37 | Northwestern | 98-93 | East Lansing | 1/10/1970 |
| Free-Throw Att. | 51 | Penn State | 76-85 | State College, Pa. | 2/2/2008 |
| Free-Throw Pct. | 1.000 (24-24) | Northwestern | 58-66 | Evanston, Ill. | 1/27/1977 |
| 3-Point FG | 16 | Minnesota | 94-83 | Minneapolis, Minn. | 2/10/2001 |
| 3-Point FG Att. | 31 | Michigan | 77-62 | East Lansing, Mich. | 1/27/2008 |
| | 31 | Iowa | 78-79 | Iowa City, Iowa | 3/8/1995 |
| | 31 | Purdue | 62-59 | West Lafayette, Ind. | 2/16/2002 |
| Rebounds | 77 | Michigan | 71-72 | East Lansing | 2/2/1963 |



BRESLIN CENTER RECORDS

TEAM

| | |
|--|------------|
| POINTS | 121 |
| by MSU vs. Morehead State, 12/1/1992 (MSU 121-53) | |
| by MSU vs. Alcorn State, 12/13/2008 (MSU 118-60) | 118 |
| by MSU vs. Ball State, 12/29/1994 (MSU 117-95)..... | 117 |
| by MSU vs. Cleveland St., 12/24/1994 (MSU 111-68) | 111 |
| by MSU vs. Michigan, 3/4/2000 (MSU 114-63)..... | 114 |
| by MSU vs. Neb. Omaha, 12/4/2011 (MSU 110-68)..... | 110 |
| by MSU vs. East Tenn. St., 12/9/1993 (MSU 107-81)..... | 107 |
| by MSU vs. Green Bay, 11/23/2004 (MSU 104-46)..... | 104 |
| by MSU vs. Florida A&M, 11/19/2004 (MSU 104-72) | 104 |
| by MSU vs. Indiana, 3/2/2008 (MSU 103-74)..... | 103 |
| by MSU vs. Nicholls St., 11/27/2004 (MSU 102-52)..... | 102 |
| by MSU vs. New Orleans, 12/28/2014 (MSU 101-48) | 101 |
| by MSU vs. Nebraska, 12/4/1991 (MSU 101-78)..... | 101 |

| | |
|---|-----------|
| FIELD GOALS | 50 |
| by MSU vs. Morehead State, 12/1/1992 (MSU 121-53) | |

| | |
|--|---------------------|
| FIELD-GOAL ATTEMPTS | 89 (33 made) |
| by Coppin St. vs. Weber St., 12/27/1996 (WSU 92-91 ot) | |

| | |
|---|---------------------|
| FIELD-GOAL PERCENTAGE | .686 (35-51) |
| by MSU vs. Cincinnati, 12/21/1991 (MSU 90-89) | |

| | |
|--|-----------|
| FREE THROWS | 33 |
| by Purdue vs. MSU, 2/8/1997 (PU 77-62) | |

| | |
|--|-----------|
| FREE-THROW ATTEMPTS | 46 |
| by Purdue vs. MSU, 2/8/1997 (PU 77-62) | |

| | |
|---|----------------------|
| FREE-THROW PERCENTAGE | 1.000 (14-14) |
| by Wisconsin vs. MSU, 2/16/2012 (MSU 69-55) | |

| | |
|--|-----------|
| 3-POINT FIELD GOALS | 16 |
| by MSU vs. Michigan, 3/4/2000 (MSU 114-63) | |

| | |
|---|-----------|
| 3-POINT FIELD-GOAL ATTEMPTS | 38 |
| by Louisiana-Monroe vs. MSU, 11/14/2008 (MSU 83-65) | |

| | |
|--|-------------------|
| 3-POINT FIELD-GOAL PERCENTAGE | .875 (7-8) |
| by MSU vs. Minnesota, 2/6/1993 (MSU 75-63) | |

| | |
|---|-----------|
| REBOUNDS | 66 |
| by MSU vs. McNeese State, 11/8/2013 (MSU 98-56) | |

| | |
|--|-----------|
| FOULS | 32 |
| by Iowa vs. MSU, 2/18/2001 (MSU 94-70) | |

INDIVIDUAL

| | |
|---|-----------|
| POINTS | 43 |
| Shawn Respert (MSU) vs. Minn., 2/23/1994 (MSU 85-68) | |
| Alan Henderson (Ind.) vs. MSU, 3/9/1994 (MSU 94-78).... | 41 |
| Shawn Respert (MSU) vs. Ind., 3/9/1994 (MSU 94-78).... | 40 |
| Steve Smith (MSU) vs. CMU, 12/20/1990 (MSU 74-61).... | 38 |
| Steve Smith (MSU) vs. Mich., 3/1/1990 (MSU 78-70)..... | 36 |
| Shawn Respert (MSU) vs. Ill., 2/15/1995 (MSU 68-58).... | 35 |
| Steve Smith (MSU) vs. Evansville, 12/18/1990 (MSU 81-76).... | 35 |
| Chris Hill (MSU) vs. Syracuse, 2/23/2003 (SU 76-75)..... | 34 |
| Marcus Taylor (MSU) vs. Iowa, 3/2/2002 (MSU 93-79).... | 34 |
| Shawn Respert (MSU) vs. Ball St., 12/29/1994 (MSU 117-95).... | 33 |
| Steve Smith (MSU) vs. Minn., 1/19/1991 (MSU 73-64).... | 33 |
| Kirk Manns (MSU) vs. Iowa, 1/13/1990 (MSU 87-80)..... | 33 |
| Brandon Bowdry (EMU) vs. MSU, 11/12/2010 (MSU 96-66).... | 32 |
| Drew Neitzel (MSU) vs. Chicago St., 12/16/2006 (MSU 69-61).... | 32 |
| Paul Davis (MSU) vs. Indiana, 1/31/2004 (MSU 84-72).... | 32 |
| Shawn Respert (MSU) vs. Morehead St, 12/1/1992 (MSU 121-53).... | 32 |
| Calbert Cheaney (Ind.) vs. MSU, 2/25/1990 (MSU 72-66).... | 32 |

| | |
|--|-----------|
| FIELD GOALS | 16 |
| Shawn Respert (MSU) vs. Minn., 2/23/1994 (MSU 85-68) | |

| | |
|--|-----------|
| FIELD-GOAL ATTEMPTS | 28 |
| Brandon Bowdry (EMU) vs. MSU, 11/12/2010 (MSU 96-66) | |

| | |
|---|----------------------|
| FIELD-GOAL PCT. (10 ATTEMPTS) | 1.000 (10-10) |
| Alan Anderson (MSU) vs. Wis., 2/24/2005 (MSU 83-61) | |

| | |
|---|-----------|
| FREE THROWS | 15 |
| Keith Appling (MSU) vs. Minn., 1/11/2014 (MSU 87-75 ot) | |
| Steve Smith (MSU) vs. Minn., 1/19/1991 (MSU 73-64) | |

| | |
|---|-----------|
| FREE-THROW ATTEMPTS | 16 |
| Keith Appling (MSU) vs. Minn., 1/11/2014 (MSU 87-75 ot) | |

| | |
|---|--------------|
| FREE-THROW PERCENTAGE (10 ATTEMPTS) | 1.000 |
| Steve Smith (MSU) 15-15 vs. Minn., 1/15/1991 (MSU 73-64) | |
| Alan Anderson (MSU) 14-14 vs. Ohio St., 1/9/2003 (MSU 66-55) | |
| Shawn Respert (MSU) 13-13 vs. WSU, 12/30/1992 (MSU 77-61) | |
| Terry Mills (Mich.) 13-13 vs. MSU, 3/1/1990 (MSU 78-70) | |
| Keith Appling (MSU) 12-12 vs. Lehigh, 12/22/2011 (MSU 90-81) | |
| Draymond Green (MSU) 10-10 vs. N'western, 1/15/2011 (MSU 71-67) | |

| | |
|---|-----------|
| 3-POINT FIELD GOALS | 10 |
| Chris Hill (MSU) vs. Syracuse, 2/23/2003 (SU 76-75) | |

| | |
|---|-----------|
| 3-POINT FIELD-GOAL ATTEMPTS | 18 |
| Chris Hill (MSU) vs. Syracuse, 2/23/2003 (SU 76-75) | |

| | |
|--|-----------|
| REBOUNDS | 20 |
| Goran Sutton (MSU) vs. Oakland, 11/24/2007 (MSU 75-71) | |

| | |
|---|-----------|
| ASSISTS | 20 |
| Mateen Cleaves (MSU) vs. Mich., 3/4/2000 (MSU 114-63) | |



ALL-TIME SUMMARY

SPARTANS

| YEAR | G | OVERALL | | BIG TEN | | | COACH | CAPTAIN(S) |
|---------|----------------------------|---------|-------|---------|------|-------|------------------------|--|
| | | W-L | PCT. | W-L | PCT. | PLACE | | |
| 1898-99 | 2 | 0-2 | .000 | | | | No established coach | No captain selected |
| 1899-00 | 4 | 2-2 | .500 | | | | Charles O. Bemies | No captain selected |
| 1900-01 | 3 | 3-0 | 1.000 | | | | Charles O. Bemies | Charles Blanchard |
| 1901-02 | 5 | 5-0 | 1.000 | | | | George E. Denman | James Cooper |
| 1902-03 | 6 | 6-0 | 1.000 | | | | George E. Denman | Joseph Haftencamp |
| 1903-04 | 8 | 5-3 | .625 | | | | Chester L. Brewer | Edward Balbach |
| 1904-05 | 8 | 5-3 | .625 | | | | Chester L. Brewer | Foley Tuttle |
| 1905-06 | 13 | 11-2 | .846 | | | | Chester L. Brewer | No captain selected |
| 1906-07 | 16 | 14-2 | .875 | | | | Chester L. Brewer | Edward Krehl |
| 1907-08 | 20 | 15-5 | .750 | | | | Chester L. Brewer | Roy Vondette |
| 1908-09 | 15 | 10-5 | .667 | | | | Chester L. Brewer | Parnell McKerna |
| 1909-10 | 15 | 10-5 | .667 | | | | Chester L. Brewer | Claude Hannish |
| 1910-11 | 14 | 5-9 | .357 | | | | John F. Macklin | Fred Busch |
| 1911-12 | 15 | 12-3 | .800 | | | | John F. Macklin | Ralph Chamberlain |
| 1912-13 | 13 | 8-5 | .615 | | | | John F. Macklin | Robert Goss |
| 1913-14 | 12 | 8-4 | .667 | | | | John F. Macklin | George Gauthier |
| 1914-15 | 16 | 7-9 | .438 | | | | John F. Macklin | Oscar Miller |
| 1915-16 | 16 | 8-8 | .500 | | | | John F. Macklin | Lyman Frimodig |
| 1916-17 | 16 | 11-5 | .688 | | | | George E. Gauthier | Albert McClelland |
| 1917-18 | 16 | 6-10 | .375 | | | | George E. Gauthier | Byron Murray |
| 1918-19 | 18 | 9-9 | .500 | | | | George E. Gauthier | Lawrence Kurtz |
| 1919-20 | 36 | 21-15 | .583 | | | | George E. Gauthier | George Garrett |
| 1920-21 | 21 | 13-8 | .619 | | | | Lyman L. Frimodig | Walter Foster |
| 1921-22 | 24 | 11-13 | .458 | | | | Lyman L. Frimodig | Lloyd Heasley |
| 1922-23 | 19 | 10-9 | .526 | | | | Fred H. Walker | Clarence Fessenden |
| 1923-24 | 20 | 10-10 | .500 | | | | Fred H. Walker | Wesley Eva |
| 1924-25 | 19 | 6-13 | .316 | | | | John H. Kobs | Matt Nuttilla |
| 1925-26 | 18 | 5-13 | .278 | | | | John H. Kobs | Paul Hackett |
| 1926-27 | 18 | 7-11 | .389 | | | | Benjamin F. VanAlstyne | Kenneth Drew |
| 1927-28 | 15 | 11-4 | .733 | | | | Benjamin F. VanAlstyne | Vern Dickeson |
| 1928-29 | 16 | 11-5 | .688 | | | | Benjamin F. VanAlstyne | Carl Felt |
| 1929-30 | 16 | 12-4 | .750 | | | | Benjamin F. VanAlstyne | James VanZylen |
| 1930-31 | 17 | 16-1 | .941 | | | | Benjamin F. VanAlstyne | Art Haga, Roger Grove, Edward Scott |
| 1931-32 | 17 | 12-5 | .706 | | | | Benjamin F. VanAlstyne | Dee Pineo |
| 1932-33 | 17 | 10-7 | .588 | | | | Benjamin F. VanAlstyne | Gerald McCaslin, Alton Kircher |
| 1933-34 | 17 | 12-5 | .705 | | | | Benjamin F. VanAlstyne | Wendall Patchett |
| 1934-35 | 18 | 14-4 | .778 | | | | Benjamin F. VanAlstyne | Robert Herrick, Milo Rouse, Arnold VanFaasen |
| 1935-36 | 17 | 8-9 | .471 | | | | Benjamin F. VanAlstyne | Daniel Reck |
| 1936-37 | 17 | 5-12 | .294 | | | | Benjamin F. VanAlstyne | Ron Garlock |
| 1937-38 | 17 | 9-8 | .529 | | | | Benjamin F. VanAlstyne | Howard Kraft |
| 1938-39 | 17 | 9-8 | .529 | | | | Benjamin F. VanAlstyne | Leo Callahan |
| 1939-40 | 20 | 14-6 | .700 | | | | Benjamin F. VanAlstyne | Max Dalrymple, Martin Hutt |
| 1940-41 | 17 | 11-6 | .647 | | | | Benjamin F. VanAlstyne | Robert Phillips |
| 1941-42 | 21 | 15-6 | .714 | | | | Benjamin F. VanAlstyne | Chester Aubuchon |
| 1942-43 | 16 | 2-14 | .125 | | | | Benjamin F. VanAlstyne | Carl Petroski |
| 1943-44 | No Schedule - World War II | | | | | | | |
| 1944-45 | 16 | 9-7 | .588 | | | | Benjamin F. VanAlstyne | Nickolas Hashu |
| 1945-46 | 21 | 12-9 | .571 | | | | Benjamin F. VanAlstyne | Oliver White |
| 1946-47 | 21 | 11-10 | .524 | | | | Benjamin F. VanAlstyne | Robin Roberts |
| 1947-48 | 22 | 12-10 | .545 | | | | Benjamin F. VanAlstyne | Robert Brannum |
| 1948-49 | 21 | 9-12 | .429 | | | | Benjamin F. VanAlstyne | Robert Geahan, Jack Wulf |
| 1949-50 | 22 | 4-18 | .182 | | | | Alton S. Kircher | Robert Robbins |
| 1950-51 | 21 | 10-11 | .476 | 5-9 | .357 | T-7th | Peter F. Newell | James Snodgrass |
| 1951-52 | 22 | 13-9 | .591 | 6-8 | .428 | T-5th | Peter F. Newell | Clarence (Sonny) Means |
| 1952-53 | 22 | 13-9 | .591 | 11-7 | .611 | T-3rd | Peter F. Newell | Erik Furseth |
| 1953-54 | 22 | 9-13 | .409 | 4-10 | .286 | 8th | Peter F. Newell | Keith Stackhouse |
| 1954-55 | 22 | 13-9 | .591 | 8-6 | .571 | 4th | Forrest A. Anderson | Albert Ferrari |
| 1955-56 | 22 | 13-9 | .591 | 7-7 | .500 | 5th | Forrest A. Anderson | Walter Godfrey |
| 1956-57 | 26 | 16-10 | .615 | 10-4 | .714 | T-1st | Forrest A. Anderson | George Ferguson |
| 1957-58 | 22 | 16-6 | .727 | 9-5 | .643 | 3rd | Forrest A. Anderson | Jack Quiggle |
| 1958-59 | 23 | 19-4 | .826 | 12-2 | .857 | 1st | Forrest A. Anderson | Robert Anderegg, Johnny Green |
| 1959-60 | 21 | 10-11 | .476 | 5-9 | .357 | 8th | Forrest A. Anderson | Lance Olson, Horace Walker |



ALL-TIME SUMMARY

| YEAR | G | OVERALL | | BIG TEN | | PLACE | COACH | CAPTAIN(S) |
|---------------|--------------|--------------------|-------------|----------------|-------------|----------------------------|---------------------|---|
| | | W-L | PCT. | W-L | PCT. | | | |
| 1960-61 | 24 | 7-17 | .292 | 3-11 | .214 | 9th | Forrest A. Anderson | David Fahs |
| 1961-62 | 22 | 8-14 | .381 | 3-11 | .214 | T-9th | Forrest A. Anderson | Arthur Schwarm |
| 1962-63 | 20 | 4-16 | .200 | 3-11 | .214 | 9th | Forrest A. Anderson | John Lamers |
| 1963-64 | 24 | 14-10 | .583 | 8-6 | .571 | T-4th | Forrest A. Anderson | George (Pete) Gent |
| 1964-65 | 23 | 5-18 | .217 | 1-13 | .071 | 10th | Forrest A. Anderson | Marcus Sanders |
| 1965-66 | 22 | 15-7 | .682 | 10-4 | .714 | 2nd | John E. Benington | William Curtis |
| 1966-67 | 23 | 16-7 | .696 | 10-4 | .714 | T-1st | John E. Benington | Matthew Aitch |
| 1967-68 | 24 | 12-12 | .500 | 6-8 | .428 | T-6th | John E. Benington | John Bailey |
| 1968-69 | 23 | 11-12 | .478 | 6-8 | .428 | T-5th | John E. Benington | Lee Lafayette |
| 1969-70 | 24 | 9-15 | .375 | 5-9 | .357 | T-6th | Gus G. Ganakas | James Gibbons, Lloyd Ward |
| 1970-71 | 24 | 10-14 | .417 | 4-10 | .286 | T-7th | Gus G. Ganakas | Rudy Benjamin |
| 1971-72 | 24 | 13-11 | .542 | 6-8 | .428 | T-5th | Gus G. Ganakas | Ronald Gutkowski, Pat Miller |
| 1972-73 | 24 | 13-11 | .542 | 6-8 | .428 | T-6th | Gus G. Ganakas | William Kilgore |
| 1973-74 | 24 | 13-11 | .542 | 8-6 | .571 | T-4th | Gus G. Ganakas | Michael Robinson |
| 1974-75 | 26 | 17-9 | .654 | 10-8 | .555 | 5th | Gus G. Ganakas | Lindsay Hairston |
| 1975-76 | 27 | 14-13 | .518 | 10-8 | .555 | 4th | Gus G. Ganakas | Terry Furlow |
| 1976-77 | 27 | 12-15 | .444 | 9-9 | .500 | 5th | Jud Heathcote | Robert Chapman |
| 1977-78 | 30 | 25-5 | .833 | 15-3 | .833 | 1st | Jud Heathcote | Robert Chapman, Greg Kelser |
| 1978-79 | 32 | 26-6 | .813 | 13-5 | .722 | T-1st | Jud Heathcote | Earvin Johnson, Greg Kelser |
| 1979-80 | 27 | 12-15 | .444 | 6-12 | .333 | 9th | Jud Heathcote | Ron Charles, Terry Donnelly |
| 1980-81 | 27 | 13-14 | .481 | 7-11 | .389 | 8th | Jud Heathcote | Mike Brkovich, Jay Vincent |
| 1981-82 | 28 | 12-16 | .429 | 7-11 | .389 | T-7th | Jud Heathcote | Kurt James, Kevin Smith |
| 1982-83 | 30 | 17-13 | .566 | 9-9 | .500 | T-6th | Jud Heathcote | Bill Cawood, Derek Perry |
| 1983-84 | 28 | 16-12 | .571 | 9-9 | .500 | T-5th | Jud Heathcote | Ben Tower, Kevin Willis |
| 1984-85 | 29 | 19-10 | .655 | 10-8 | .555 | T-5th | Jud Heathcote | Sam Vincent, Richard Mudd |
| 1985-86 | 31 | 23-8 | .742 | 12-6 | .667 | 3rd | Jud Heathcote | Scott Skiles, Larry Polec |
| 1986-87 | 28 | 11-17 | .393 | 6-12 | .333 | 7th | Jud Heathcote | Darryl Johnson, Barry Fordham |
| 1987-88 | 28 | 10-18 | .357 | 5-13 | .278 | 8th | Jud Heathcote | Ed Wright, Carlton Valentine, George Papadakos |
| 1988-89 | 33 | 18-15 | .545 | 6-12 | .333 | T-8th | Jud Heathcote | Ken Redfield, Todd Wolfe |
| 1989-90 | 34 | 28-6 | .824 | 15-3 | .833 | 1st | Jud Heathcote | Steve Smith, Ken Redfield |
| 1990-91 | 30 | 19-11 | .633 | 11-7 | .611 | T-3rd | Jud Heathcote | Steve Smith, Matt Steigenga |
| 1991-92 | 30 | 22-8 | .733 | 11-7 | .611 | T-3rd | Jud Heathcote | Mark Montgomery, Matt Steigenga |
| 1992-93 | 28 | 15-13 | .536 | 7-11 | .389 | T-8th | Jud Heathcote | Dwayne Stephens, Mike Peplowski |
| 1993-94 | 32 | 20-12 | .625 | 10-8 | .555 | T-4th | Jud Heathcote | Kris Weshinskey, Shawn Respect |
| 1994-95 | 28 | 22-6 | .785 | 14-4 | .778 | 2nd | Jud Heathcote | Eric Snow, Shawn Respect |
| 1995-96 | 32 | 16-16 | .500 | 9-9 | .500 | 7th | Tom Izzo | Quinton Brooks, Jamie Feick |
| 1996-97 | 29 | 17-12 | .586 | 9-9 | .500 | T-6th | Tom Izzo | Antonio Smith, Steve Polonowski |
| 1997-98 | 30 | 22-8 | .733 | 13-3 | .813 | T-1st | Tom Izzo | Antonio Smith, Mateen Cleaves |
| 1998-99 | 38 | 33-5 | .868 | 15-1 | .937 | 1st | Tom Izzo | Antonio Smith, Mateen Cleaves |
| 1999-2000 | 39 | 32-7 | .821 | 13-3 | .813 | T-1st | Tom Izzo | Jason Klein, Thomas Kelley, Mateen Cleaves, A.J. Granger |
| 2000-01 | 33 | 28-5 | .848 | 13-3 | .813 | T-1st | Tom Izzo | Morris Peterson, Charlie Bell, Andre Hutson, David Thomas |
| 2001-02 | 31 | 19-12 | .613 | 10-6 | .625 | 5th | Tom Izzo | Aloysius Anagnonye, Adam Ballinger, Marcus Taylor |
| 2002-03 | 35 | 22-13 | .629 | 10-6 | .625 | T-3rd | Tom Izzo | Aloysius Anagnonye, Adam Ballinger |
| 2003-04 | 30 | 18-12 | .600 | 12-4 | .750 | T-2nd | Tom Izzo | Alan Anderson, Jason Andreas, Kelvin Torbert |
| 2004-05 | 33 | 26-7 | .788 | 13-3 | .813 | 2nd | Tom Izzo | Alan Anderson, Tim Bograkovs, Chris Hill, Kelvin Torbert |
| 2005-06 | 34 | 22-12 | .647 | 8-8 | .500 | t-6th | Tom Izzo | Maurice Ager, Shannon Brown, Paul Davis, Delco Rowley |
| 2006-07 | 35 | 23-12 | .657 | 8-8 | .500 | t-7th | Tom Izzo | Drew Neitzel, Travis Walton |
| 2007-08 | 36 | 27-9 | .750 | 12-6 | .667 | 4th | Tom Izzo | Drew Neitzel, Travis Walton |
| 2008-09 | 38 | 31-7 | .816 | 15-3 | .833 | 1st | Tom Izzo | Travis Walton, Kalin Lucas |
| 2009-10 | 37 | 28-9 | .757 | 14-4 | .778 | t-1st | Tom Izzo | Isaiah Dahman, Draymond Green, Kalin Lucas, Raymar Morgan |
| 2010-11 | 34 | 19-15 | .559 | 9-9 | .500 | t-4th | Tom Izzo | Kalin Lucas, Draymond Green |
| 2011-12 | 37 | 29-8 | .784 | 13-5 | .722 | t-1st | Tom Izzo | Draymond Green, Austin Thornton |
| 2012-13 | 36 | 27-9 | .750 | 13-5 | .722 | t-2nd | Tom Izzo | Keith Appling, Russell Byrd, Derrick Nix |
| 2013-14 | 38 | 29-9 | .763 | 12-6 | .667 | t-2nd | Tom Izzo | No captain selected |
| Totals | 2,640 | 1,592-1,048 | .603 | 579-461 | .557 | 13 - Big Ten Titles | | |



YEAR-BY-YEAR STATISTICS

SPARTANS

| YEAR | GP | FG-FGA | FG% | 3FG-FGA | 3FG% | FT-FTA | FTA% | REB.AVG. | AST. | TO | BLKS | STL | PTS.AVG. |
|---------|----|-----------|------|---------|------|---------|------|-----------|------|-----|------|-----|-----------|
| 1948-49 | 21 | 370-922 | .401 | --- | --- | 263-465 | .566 | --- | --- | --- | --- | --- | 1004/47.8 |
| 1949-50 | 22 | 468-1558 | .300 | --- | --- | 308-522 | .590 | --- | --- | --- | --- | --- | 1244/56.5 |
| 1950-51 | 21 | 377-1304 | .289 | --- | --- | 278-451 | .618 | --- | --- | --- | --- | --- | 1032/49.1 |
| 1951-52 | 22 | 479-1451 | .330 | --- | --- | 327-535 | .611 | --- | --- | --- | --- | --- | 1285/58.5 |
| 1952-53 | 22 | 471-1438 | .321 | --- | --- | 270-417 | .607 | 696/31.6 | --- | --- | --- | --- | 1359/61.6 |
| 1953-54 | 22 | 505-1531 | .322 | --- | --- | 246-479 | .666 | --- | --- | --- | --- | --- | 1489/67.7 |
| 1954-55 | 22 | 613-1545 | .397 | --- | --- | 268-525 | .588 | --- | --- | --- | --- | --- | 1751/79.0 |
| 1955-56 | 22 | 648-1711 | .378 | --- | --- | 436-688 | .633 | 1095/49.8 | --- | --- | --- | --- | 1732/78.7 |
| 1956-57 | 26 | 735-1930 | .380 | --- | --- | 459-718 | .639 | 1181/45.4 | --- | --- | --- | --- | 1929/74.1 |
| 1957-58 | 22 | 660-1625 | .400 | --- | --- | 326-555 | .587 | 1121/51.0 | --- | --- | --- | --- | 1646/74.8 |
| 1958-59 | 23 | 742-1852 | .400 | --- | --- | 402-639 | .629 | 1508/65.5 | --- | --- | --- | --- | 1886/82.0 |
| 1959-60 | 21 | 641-1626 | .394 | --- | --- | 372-514 | .723 | 1212/57.7 | --- | --- | --- | --- | 1654/78.7 |
| 1960-61 | 24 | 676-1812 | .373 | --- | --- | 447-636 | .702 | 1226/51.0 | --- | --- | --- | --- | 1799/74.9 |
| 1961-62 | 22 | 649-1725 | .376 | --- | --- | 353-535 | .659 | 1201/54.5 | --- | --- | --- | --- | 1651/75.0 |
| 1962-63 | 20 | 586-1490 | .393 | --- | --- | 388-541 | .717 | 1028/51.4 | --- | --- | --- | --- | 1560/78.0 |
| 1963-64 | 24 | 887-2093 | .423 | --- | --- | 437-647 | .675 | 1442/60.0 | --- | --- | --- | --- | 2211/92.1 |
| 1964-65 | 23 | 762-1770 | .430 | --- | --- | 453-601 | .753 | 1189/51.7 | --- | --- | --- | --- | 1977/85.9 |
| 1965-66 | 22 | 682-1616 | .422 | --- | --- | 366-422 | .701 | 1087/49.4 | --- | --- | --- | --- | 1730/78.6 |
| 1966-67 | 23 | 679-1704 | .398 | --- | --- | 341-543 | .628 | 1162/50.5 | --- | --- | --- | --- | 1699/73.8 |
| 1967-68 | 24 | 679-1685 | .402 | --- | --- | 367-547 | .670 | 1124/46.8 | --- | --- | --- | --- | 1725/71.8 |
| 1968-69 | 23 | 648-1559 | .415 | --- | --- | 382-590 | .647 | 1048/45.5 | --- | --- | --- | --- | 1678/72.9 |
| 1969-70 | 24 | 769-1711 | .449 | --- | --- | 396-533 | .743 | 961/40.0 | --- | --- | --- | --- | 1934/80.6 |
| 1970-71 | 24 | 716-1569 | .456 | --- | --- | 395-600 | .658 | 1082/45.1 | --- | --- | --- | --- | 1827/76.1 |
| 1971-72 | 24 | 746-1659 | .449 | --- | --- | 353-577 | .612 | 1070/44.6 | --- | --- | --- | --- | 1845/76.9 |
| 1972-73 | 24 | 831-1718 | .483 | --- | --- | 302-437 | .691 | 1045/43.5 | --- | --- | --- | --- | 1964/81.8 |
| 1973-74 | 24 | 807-1642 | .491 | --- | --- | 294-441 | .667 | 1017/42.4 | --- | --- | --- | --- | 1908/79.5 |
| 1974-75 | 26 | 860-1713 | .502 | --- | --- | 384-530 | .724 | 1063/40.9 | --- | --- | --- | --- | 2104/80.9 |
| 1975-76 | 27 | 822-1785 | .460 | --- | --- | 443-576 | .769 | 1117/41.4 | 371 | --- | --- | --- | 2087/77.3 |
| 1976-77 | 27 | 774-1549 | .499 | --- | --- | 385-572 | .673 | 1059/39.2 | 391 | --- | --- | --- | 1933/71.6 |
| 1977-78 | 30 | 908-1732 | .524 | --- | --- | 485-689 | .704 | 1175/39.3 | 474 | --- | --- | --- | 2301/76.7 |
| 1978-79 | 32 | 932-1769 | .527 | --- | --- | 559-775 | .721 | 1186/37.1 | 505 | --- | --- | --- | 2423/75.7 |
| 1979-80 | 27 | 760-1493 | .509 | --- | --- | 359-519 | .692 | 921/34.1 | 419 | --- | 72 | 182 | 1881/69.7 |
| 1980-81 | 27 | 741-1456 | .509 | --- | --- | 344-487 | .706 | 802/29.7 | 364 | --- | 47 | 152 | 1826/67.6 |
| 1981-82 | 28 | 684-1494 | .458 | --- | --- | 278-420 | .662 | 864/30.9 | 293 | --- | 66 | 155 | 1646/58.8 |
| 1982-83 | 30 | 821-1660 | .495 | 36-90 | .400 | 404-571 | .708 | 973/32.4 | 385 | --- | 86 | 186 | 2082/69.4 |
| 1983-84 | 28 | 729-1511 | .482 | --- | --- | 418-562 | .744 | 921/32.9 | 323 | --- | 92 | 173 | 1876/67.0 |
| 1984-85 | 29 | 837-1559 | .537 | --- | --- | 420-583 | .720 | 963/33.2 | 391 | 425 | 105 | 163 | 2094/72.2 |
| 1985-86 | 31 | 1043-1860 | .561 | --- | --- | 490-613 | .799 | 1016/32.8 | 523 | 381 | 50 | 167 | 2576/83.1 |
| 1986-87 | 28 | 813-1552 | .524 | 72-173 | .416 | 408-529 | .771 | 868/31.0 | 408 | 389 | 60 | 152 | 2106/75.2 |
| 1987-88 | 28 | 767-1543 | .497 | 69-164 | .421 | 343-509 | .674 | 928/33.1 | 412 | 494 | 57 | 191 | 1946/69.5 |
| 1988-89 | 33 | 923-1908 | .483 | 155-370 | .419 | 437-610 | .716 | 1099/33.3 | 539 | 487 | 46 | 255 | 2438/73.9 |
| 1989-90 | 34 | 967-1884 | .513 | 160-371 | .431 | 498-724 | .688 | 1297/38.2 | 576 | 532 | 82 | 171 | 2592/76.2 |
| 1990-91 | 30 | 818-1693 | .483 | 127-330 | .385 | 377-542 | .696 | 1061/35.4 | 455 | 404 | 74 | 143 | 2140/71.3 |
| 1991-92 | 30 | 857-1675 | .512 | 124-332 | .374 | 381-551 | .692 | 1046/34.9 | 534 | 490 | 75 | 189 | 2219/74.0 |
| 1992-93 | 28 | 806-1591 | .507 | 116-311 | .373 | 351-546 | .643 | 1096/39.1 | 476 | 427 | 76 | 131 | 2079/74.3 |
| 1993-94 | 32 | 944-1875 | .504 | 159-420 | .379 | 379-567 | .668 | 1176/36.8 | 514 | 508 | 88 | 213 | 2426/75.8 |
| 1994-95 | 28 | 829-1664 | .498 | 158-387 | .408 | 378-562 | .673 | 1074/38.4 | 462 | 393 | 46 | 180 | 2194/78.4 |
| 1995-96 | 32 | 732-1710 | .428 | 120-373 | .322 | 402-603 | .667 | 1204/37.6 | 402 | 517 | 73 | 156 | 1986/62.1 |
| 1996-97 | 29 | 753-1666 | .452 | 140-437 | .320 | 379-577 | .657 | 1092/37.7 | 398 | 465 | 70 | 168 | 2025/69.8 |
| 1997-98 | 30 | 799-1779 | .449 | 176-493 | .357 | 428-639 | .670 | 1197/39.9 | 446 | 461 | 117 | 229 | 2202/73.4 |
| 1998-99 | 38 | 1020-2156 | .473 | 171-506 | .338 | 515-703 | .733 | 1383/36.4 | 575 | 538 | 100 | 298 | 2726/71.7 |
| 1999-00 | 39 | 1018-2148 | .474 | 253-669 | .378 | 600-816 | .735 | 1521/39.0 | 602 | 569 | 105 | 256 | 2889/74.1 |
| 2000-01 | 33 | 957-1957 | .489 | 146-453 | .322 | 493-686 | .719 | 1404/42.5 | 579 | 451 | 133 | 210 | 2553/77.4 |
| 2001-02 | 32 | 764-1654 | .462 | 180-458 | .393 | 442-573 | .771 | 1163/37.5 | 438 | 461 | 93 | 155 | 2100/69.4 |
| 2002-03 | 35 | 812-1795 | .452 | 179-477 | .375 | 564-767 | .735 | 1226/35.0 | 474 | 502 | 122 | 217 | 2367/67.6 |
| 2003-04 | 30 | 748-1519 | .492 | 190-474 | .401 | 452-586 | .771 | 910/30.3 | 441 | 438 | 54 | 218 | 2138/71.3 |
| 2004-05 | 33 | 914-1875 | .487 | 219-615 | .356 | 543-699 | .777 | 1198/36.3 | 565 | 451 | 87 | 258 | 2590/78.5 |
| 2005-06 | 34 | 896-1879 | .477 | 204-540 | .378 | 524-681 | .769 | 1212/35.6 | 567 | 478 | 101 | 214 | 2520/74.1 |
| 2006-07 | 35 | 806-1718 | .469 | 182-486 | .374 | 482-671 | .718 | 1217/34.8 | 560 | 521 | 162 | 180 | 2276/65.8 |
| 2007-08 | 36 | 949-1976 | .480 | 179-483 | .371 | 487-661 | .737 | 1330/36.9 | 631 | 490 | 152 | 208 | 2564/71.2 |
| 2008-09 | 38 | 962-2135 | .451 | 201-567 | .354 | 612-877 | .698 | 1482/39.0 | 611 | 532 | 107 | 248 | 2737/72.0 |
| 2009-10 | 37 | 974-2068 | .471 | 187-543 | .344 | 523-764 | .685 | 1426/38.5 | 606 | 514 | 123 | 242 | 2658/71.8 |
| 2010-11 | 34 | 817-1894 | .431 | 220-620 | .355 | 484-691 | .700 | 1256/36.9 | 509 | 454 | 167 | 219 | 2338/68.8 |
| 2011-12 | 37 | 960-2012 | .477 | 200-555 | .360 | 531-759 | .700 | 1403/37.9 | 566 | 480 | 157 | 265 | 2651/71.6 |
| 2012-13 | 36 | 882-1921 | .459 | 177-523 | .338 | 507-710 | .714 | 1361/37.8 | 474 | 489 | 140 | 289 | 2448/68.0 |
| 2013-14 | 38 | 1024-2159 | .474 | 307-783 | .392 | 515-728 | .707 | 1400/36.8 | 637 | 440 | 174 | 259 | 2870/75.5 |



YEAR-BY-YEAR OPPONENT STATISTICS

| YEAR | GP | FG-FGA | FG% | 3FG-FGA | 3FG% | FT-FTA | FTA% | REB/AVG. | AST. | TO | BLKS | STL | PTS/AVG. |
|---------|----|----------|------|---------|------|---------|------|-----------|------|-----|------|-----|-----------|
| 1948-49 | 21 | 390- --- | --- | --- | --- | 265-445 | .596 | --- | --- | --- | --- | --- | 1045/49.8 |
| 1949-50 | 22 | 565-1732 | .326 | --- | --- | 329-559 | .558 | --- | --- | --- | --- | --- | 1459/66.3 |
| 1950-51 | 21 | 321-1034 | .312 | --- | --- | 365-597 | .612 | --- | --- | --- | --- | --- | 1007/48.1 |
| 1951-52 | 22 | 418-1344 | .311 | --- | --- | 377-581 | .647 | --- | --- | --- | --- | --- | 1213/56.0 |
| 1952-53 | 22 | 477-1298 | .344 | --- | --- | 251-448 | .642 | 619/28.1 | --- | --- | --- | --- | 1343/61.1 |
| 1953-54 | 22 | 481-1275 | .372 | --- | --- | 267-498 | .651 | --- | --- | --- | --- | --- | 1460/66.3 |
| 1954-55 | 22 | 604-1659 | .364 | --- | --- | 246-468 | .655 | --- | --- | --- | --- | --- | 1676/76.0 |
| 1955-56 | 22 | 618-1624 | .380 | --- | --- | 464-693 | .699 | 874/39.7 | --- | --- | --- | --- | 1700/77.2 |
| 1956-57 | 26 | 658-1776 | .370 | --- | --- | 507-711 | .711 | 991/38.1 | --- | --- | --- | --- | 1823/70.1 |
| 1957-58 | 22 | 570-1628 | .343 | --- | --- | 315-481 | .654 | 847/38.5 | --- | --- | --- | --- | 1455/66.1 |
| 1958-59 | 23 | 654-1724 | .379 | --- | --- | 337-517 | .651 | 1089/47.3 | --- | --- | --- | --- | 1645/71.5 |
| 1959-60 | 21 | 665-1589 | .418 | --- | --- | 294-445 | .660 | 990/47.1 | --- | --- | --- | --- | 1624/77.3 |
| 1960-61 | 24 | 766-1782 | .424 | --- | --- | 422-630 | .669 | 1323/55.1 | --- | --- | --- | --- | 1954/81.4 |
| 1961-62 | 22 | 629-1544 | .407 | --- | --- | 417-607 | .685 | 1162/52.8 | --- | --- | --- | --- | 1675/76.1 |
| 1962-63 | 20 | 639-1527 | .418 | --- | --- | 390-544 | .716 | 1071/53.5 | --- | --- | --- | --- | 1668/83.4 |
| 1963-64 | 24 | 850-1991 | .421 | --- | --- | 455-678 | .671 | 1337/55.7 | --- | --- | --- | --- | 2156/89.8 |
| 1964-65 | 23 | 882-1886 | .467 | --- | --- | 406-580 | .700 | 1145/49.7 | --- | --- | --- | --- | 2170/94.3 |
| 1965-66 | 22 | 585-1396 | .420 | --- | --- | 404-569 | .710 | 979/44.5 | --- | --- | --- | --- | 1575/71.5 |
| 1966-67 | 23 | 571-1396 | .409 | --- | --- | 442-627 | .704 | 1075/46.7 | --- | --- | --- | --- | 1584/68.8 |
| 1967-68 | 24 | 627-1472 | .425 | --- | --- | 474-676 | .701 | 1109/46.2 | --- | --- | --- | --- | 1728/72.0 |
| 1968-69 | 23 | 643-1464 | .438 | --- | --- | 385-539 | .714 | 1046/45.4 | --- | --- | --- | --- | 1671/72.6 |
| 1969-70 | 24 | 827-1650 | .501 | --- | --- | 430-605 | .710 | 1116/46.5 | --- | --- | --- | --- | 2084/86.8 |
| 1970-71 | 24 | 768-1721 | .446 | --- | --- | 390-569 | .685 | 1108/46.1 | --- | --- | --- | --- | 1926/80.2 |
| 1971-72 | 24 | 779-1704 | .457 | --- | --- | 366-503 | .727 | 1129/47.0 | --- | --- | --- | --- | 1924/80.2 |
| 1972-73 | 24 | 831-1823 | .472 | --- | --- | 236-354 | .666 | 1058/44.1 | --- | --- | --- | --- | 1956/81.5 |
| 1973-74 | 24 | 798-1724 | .463 | --- | --- | 278-398 | .698 | 1011/42.1 | --- | --- | --- | --- | 1874/78.1 |
| 1974-75 | 26 | 859-1867 | .460 | --- | --- | 322-580 | .671 | 1100/42.3 | --- | --- | --- | --- | 2040/78.5 |
| 1975-76 | 27 | 836-1750 | .478 | --- | --- | 392-556 | .705 | 1057/39.1 | 396 | --- | --- | --- | 2064/76.4 |
| 1976-77 | 27 | 746-1688 | .442 | --- | --- | 475-663 | .716 | 1033/38.2 | 365 | --- | --- | --- | 1967/72.8 |
| 1977-78 | 30 | 795-1758 | .452 | --- | --- | 383-577 | .664 | 1010/33.8 | 325 | --- | --- | --- | 1973/65.8 |
| 1978-79 | 32 | 830-1912 | .434 | --- | --- | 343-510 | .673 | 1116/34.9 | 430 | --- | --- | --- | 2003/62.6 |
| 1979-80 | 27 | 694-1498 | .463 | --- | --- | 463-662 | .699 | 974/36.1 | 373 | --- | 71 | 161 | 1851/68.6 |
| 1980-81 | 27 | 717-1479 | .485 | --- | --- | 448-612 | .732 | 849/31.4 | 382 | --- | 60 | 149 | 1882/69.7 |
| 1981-82 | 28 | 608-1358 | .448 | --- | --- | 460-645 | .713 | 842/30.1 | 326 | --- | 74 | 142 | 1676/59.9 |
| 1982-83 | 30 | 763-1671 | .457 | 30-73 | .411 | 453-631 | .718 | 907/30.2 | 421 | --- | 72 | 192 | 2009/67.0 |
| 1983-84 | 28 | 684-1458 | .469 | --- | --- | 474-686 | .691 | 837/29.9 | 365 | --- | 51 | 163 | 1842/65.8 |
| 1984-85 | 29 | 756-1705 | .443 | --- | --- | 409-572 | .715 | 862/29.7 | 406 | 344 | 59 | 181 | 1921/66.2 |
| 1985-86 | 31 | 915-1972 | .464 | --- | --- | 380-511 | .744 | 946/30.5 | 494 | 383 | 58 | 151 | 2210/71.3 |
| 1986-87 | 28 | 820-1662 | .493 | 116-296 | .392 | 399-535 | .746 | 845/30.2 | 436 | 309 | 57 | 178 | 2155/77.0 |
| 1987-88 | 28 | 744-1544 | .482 | 106-233 | .455 | 470-663 | .709 | 822/29.4 | 428 | 387 | 57 | 243 | 2064/73.7 |
| 1988-89 | 33 | 911-1867 | .488 | 179-456 | .393 | 407-597 | .682 | 1013/30.7 | 488 | 481 | 57 | 203 | 1412/73.1 |
| 1989-90 | 34 | 858-2013 | .426 | 184-515 | .357 | 428-650 | .659 | 1013/29.8 | 420 | 403 | 102 | 211 | 2328/68.8 |
| 1990-91 | 30 | 754-1721 | .438 | 158-418 | .378 | 401-593 | .676 | 955/31.8 | 355 | 359 | 77 | 151 | 2067/68.9 |
| 1991-92 | 30 | 785-1791 | .438 | 142-429 | .331 | 358-517 | .693 | 934/31.1 | 358 | 411 | 91 | 191 | 2070/69.0 |
| 1992-93 | 28 | 705-1748 | .403 | 140-437 | .320 | 358-537 | .667 | 914/32.6 | 343 | 315 | 79 | 190 | 1903/63.1 |
| 1993-94 | 32 | 819-1938 | .423 | 193-596 | .324 | 436-608 | .717 | 1011/31.6 | 409 | 426 | 101 | 238 | 2267/70.8 |
| 1994-95 | 28 | 720-1660 | .434 | 177-520 | .340 | 309-487 | .635 | 887/31.7 | 362 | 406 | 76 | 155 | 1926/68.8 |
| 1995-96 | 32 | 746-1748 | .427 | 186-579 | .321 | 375-597 | .628 | 978/30.6 | 379 | 407 | 101 | 233 | 2053/64.2 |
| 1996-97 | 29 | 679-1572 | .432 | 129-420 | .307 | 418-646 | .647 | 920/31.7 | 350 | 419 | 72 | 192 | 1905/65.7 |
| 1997-98 | 30 | 669-1637 | .409 | 142-471 | .302 | 440-635 | .693 | 931/31.0 | 339 | 464 | 94 | 210 | 1920/64.0 |
| 1998-99 | 38 | 800-1880 | .426 | 172-539 | .319 | 490-707 | .693 | 1031/27.1 | 412 | 587 | 107 | 240 | 2262/59.5 |
| 1999-00 | 39 | 805-2045 | .394 | 208-690 | .301 | 481-704 | .683 | 1063/27.3 | 432 | 536 | 99 | 219 | 2299/58.9 |
| 2000-01 | 33 | 716-1823 | .393 | 204-620 | .329 | 403-572 | .705 | 895/27.1 | 421 | 433 | 92 | 194 | 2039/61.8 |
| 2001-02 | 32 | 684-1730 | .395 | 205-689 | .298 | 405-561 | .722 | 919/29.6 | 390 | 345 | 105 | 223 | 1978/63.8 |
| 2002-03 | 35 | 712-1768 | .452 | 197-594 | .332 | 552-728 | .717 | 1034/29.5 | 388 | 489 | 119 | 225 | 2143/62.2 |
| 2003-04 | 30 | 689-1510 | .456 | 179-511 | .350 | 468-678 | .690 | 860/28.7 | 355 | 423 | 84 | 212 | 2025/67.5 |
| 2004-05 | 33 | 752-1755 | .428 | 209-589 | .355 | 446-666 | .670 | 973/29.5 | 404 | 506 | 78 | 227 | 2159/65.4 |
| 2005-06 | 34 | 828-1904 | .435 | 233-647 | .360 | 445-633 | .703 | 1036/30.5 | 469 | 449 | 102 | 212 | 2334/68.6 |
| 2006-07 | 35 | 671-1756 | .384 | 211-647 | .321 | 448-661 | .678 | 972/27.8 | 388 | 442 | 119 | 220 | 2001/57.2 |
| 2007-08 | 36 | 793-1973 | .402 | 228-734 | .311 | 439-655 | .700 | 1087/30.2 | 445 | 440 | 147 | 214 | 2253/62.6 |
| 2008-09 | 38 | 839-2018 | .416 | 229-720 | .318 | 513-737 | .696 | 1128/29.7 | 440 | 515 | 131 | 229 | 2420/63.7 |
| 2009-10 | 37 | 829-2043 | .406 | 248-755 | .328 | 455-642 | .709 | 1109/30.0 | 462 | 459 | 94 | 243 | 2361/63.8 |
| 2010-11 | 34 | 787-1861 | .423 | 215-591 | .364 | 474-716 | .662 | 1119/32.9 | 404 | 411 | 112 | 217 | 2263/66.6 |
| 2011-12 | 37 | 751-1982 | .379 | 214-715 | .299 | 479-681 | .703 | 1106/29.9 | 394 | 467 | 109 | 231 | 2195/59.3 |
| 2012-13 | 36 | 758-1943 | .390 | 199-664 | .300 | 414-621 | .667 | 1089/30.3 | 390 | 447 | 123 | 267 | 2129/59.1 |
| 2013-14 | 38 | 817-2058 | .397 | 252-760 | .332 | 605-829 | .730 | 1208/31.8 | 405 | 449 | 110 | 214 | 2491/65.6 |



YEARLY ATTENDANCE

SPARTANS

| YEAR | HOME TOTAL | GAMES | AVG. | NATIONAL RANK | YEAR | HOME TOTAL | GAMES | AVG. | NATIONAL RANK |
|---------|---------------|-------|--------|------------------|-----------|---------------|-------|--------|------------------|
| 1945-46 | 50,122 | 10 | 5,102 | | 1981-82 | 132,310 | 14 | 9,461 | |
| 1946-47 | 81,821 | 12 | 6,818 | | 1982-83 | 134,371 | 16 | 8,398 | |
| 1947-48 | 88,750 | 10 | 8,875 | | 1983-84 | 136,056 | 14 | 9,718 | |
| 1948-49 | 82,323 | 13 | 6,332 | | 1984-85 | 115,092 | 13 | 8,853 | |
| 1949-50 | 71,416 | 13 | 5,493 | | 1985-86 | 123,637 | 16 | 7,727 | |
| 1950-51 | 79,779 | 13 | 6,648 | | 1986-87 | 124,805 | 13 | 9,600 | |
| 1951-52 | 79,867 | 12 | 6,655 | | 1987-88 | 122,052 | 15 | 8,137 | |
| 1952-53 | 71,624 | 12 | 5,968 | | 1988-89 | 143,554 | 15 | 9,570 | |
| 1953-54 | 71,833 | 11 | 6,530 | | 1989-90 | 237,720 | 16 | 14,858 | 14th |
| 1954-55 | 80,063 | 11 | 7,278 | | 1990-91 | 209,066 | 14 | 14,933 | 12th |
| 1955-56 | 74,277 | 10 | 7,427 | | 1991-92 | 217,957 | 15 | 14,530 | 15th |
| 1956-57 | 81,313 | 10 | 8,131 | | 1992-93 | 207,423 | 14 | 14,816 | 14th |
| 1957-58 | 101,932 | 10 | 10,193 | | 1993-94 | 205,264 | 15 | 13,684 | 17th |
| 1958-59 | 103,504 | 11 | 9,409 | | 1994-95 | 221,127 | 15 | 14,742 | 14th |
| 1959-60 | 86,051 | 9 | 9,561 | | 1995-96 | 199,659 | 15 | 13,311 | 20th |
| 1960-61 | 65,450 | 9 | 7,272 | | 1996-97 | 222,858 | 17 | 13,109 | 23rd |
| 1961-62 | 84,569 | 11 | 7,688 | | 1997-98 | 208,694 | 15 | 13,913 | 15th |
| 1962-63 | 68,800 | 9 | 7,644 | | 1998-99 | 204,272 | 14 | 14,591 | 14th |
| 1963-64 | 95,780 | 11 | 8,707 | | 1999-2000 | 205,226 | 14 | 14,659 | 14th |
| 1964-65 | 64,475 | 10 | 6,447 | | 2000-01 | 236,144 | 16 | 14,759 | 15th |
| 1965-66 | 97,557 | 11 | 8,868 | | 2001-02 | 250,903 | 17 | 14,759 | 14th |
| 1966-67 | 97,450 | 11 | 8,859 | | 2002-03 | 236,144 | 16 | 14,759 | 15th |
| 1967-68 | 73,501 | 11 | 6,681 | | 2003-04 | 206,626 | 14 | 14,759 | 14th |
| 1968-69 | 81,380 | 10 | 8,138 | | 2004-05 | 221,385 | 15 | 14,759 | 10th |
| 1969-70 | 94,097 | 10 | 9,409 | | 2005-06 | 206,626 | 14 | 14,759 | 14th |
| 1970-71 | 70,840 | 11 | 6,440 | | 2006-07 | 280,421 | 19 | 14,759 | 15th |
| 1971-72 | 75,954 | 10 | 7,596 | | 2007-08 | 250,903 | 17 | 14,759 | 17th |
| 1972-73 | 73,733 | 10 | 7,373 | | 2008-09 | 206,626 | 14 | 14,759 | 15th |
| 1973-74 | 84,859 | 12 | 7,071 | | 2009-10 | 250,903 | 17 | 14,759 | 13th |
| 1974-75 | 67,252 | 12 | 5,604 | | 2010-11 | 221,955 | 15 | 14,797 | 15th |
| 1975-76 | 63,158 | 12 | 5,263 | | 2011-12 | 266,346 | 18 | 14,797 | 15th |
| 1976-77 | 70,912 | 12 | 5,065 | | 2012-13 | 258,138* | 18 | 14,341 | 18th |
| 1977-78 | 128,518 | 13 | 9,886 | | 2013-14 | 236,752 | 16 | 14,797 | 18th |
| 1978-79 | 120,048 | 12 | 10,004 | | | | | | |
| 1979-80 | 109,440 | 11 | 9,949 | | | | | | |
| 1980-81 | 115,811 | 13 | 8,909 | | | | | | |

* - 17 games at Breslin Center; 1 game at Jenison Field House
Home games played at the Breslin Center since 1989-90



Jenison Field House was the home of Spartan basketball from 1940-89.




MSU has ranked in the top 25 nationally in attendance since the Breslin Center opened in 1989-90.



ALL-TIME COACHING RECORDS

ALL-TIME HEAD COACHES

| COACH | GAMES | W-L | PCT. |
|------------------------------------|--------------|--------------------|-------------|
| No Established Coach (1899) | 2 | 0-2 | .000 |
| Charles O. Bemies (1900-1901) | 7 | 5-2 | .714 |
| George E. Denman (1902-1903) | 11 | 11-0 | 1.000 |
| Chester L. Brewer (1904-1910) | 95 | 70-25 | .736 |
| John F. Macklin (1911-1916) | 86 | 48-38 | .558 |
| George M. Gauthier (1917-1920) | 79 | 41-38 | .519 |
| Lyman L. Frimodig (1921-1922) | 52 | 30-22 | .577 |
| Fred M. Walker (1922-1924) | 39 | 20-19 | .513 |
| John H. Kobs (1924-1926) | 37 | 11-26 | .297 |
| Benjamin F. VanAlstyne (1926-1949) | 394 | 231-163 | .586 |
| Alton S. Kircher (1949-1950) | 22 | 4-18 | .182 |
| Peter F. Newell (1950-1954) | 87 | 45-42 | .517 |
| Forrest A. Anderson (1954-1965) | 249 | 125-124 | .502 |
| John E. Benington (1965-1969) | 92 | 54-38 | .587 |
| Gus Ganakas (1969-1976) | 173 | 89-84 | .514 |
| Jud Heathcote (1976-1995) | 560 | 340-220 | .607 |
| Tom Izzo (1995-SA) | 655 | 468-187 | .715 |
| All-Time (1899-2014) | 2,640 | 1,592-1,048 | .603 |



Top Right: Jud Heathcote. Middle Left: Pete Newell. Middle Right: Gus Ganakas. Bottom Left: Forrest Anderson. Bottom Right: John Benington



ALL-TIME ASSISTANTS

| |
|--|
| Alton Kircher – 1944-49 |
| J. Robert Stewart – 1949-50 |
| Chet Aubuchon – 1949-50 |
| John Benington – 1950-56 |
| Robert L. Stevens - 1954-59 |
| Clarence (Sonny) Means – 1956-59; '65-66 |
| Bruce Fossum – 1959-65 |
| Tom Rand – 1959-61; '62-63 |
| Lance Olson – 1961-62 |
| Dan Peterson – 1963-65 |
| Robert Nordmann – 1965-74 |
| Gus Ganakas – 1966-69 |
| Matthew Aitch – 1969-73 |
| Dick Versace – 1974-76 |
| Pat Miller – 1974-76 |
| Vernon Payne – 1974-77 |
| Don Monson – 1976-78 |
| Robert McGriff – 1977-78 |
| William Berry – 1977-79 |
| Fred Paulsen – 1978-80 |
| Dave Harshman – 1978-81 |
| Edgar Wilson – 1979-83 |
| John Holms – 1980-81 |
| William Norton – 1981-83 |
| Frank Rourke – 1981-83 |
| Mike Deane – 1982-86 |
| Tom Izzo – 1983-95 |
| Silas Taylor – 1983-84 |
| Herb Williams – 1984-90 |
| Derek Perry – 1984-85 |
| Jim Boylan – 1986-89 |
| Jim Boylen – 1989-92; 2005-07 |
| Stan Joplin – 1990-96 |
| Brian Gregory - 1992-96; 1999-2003 |
| Tom Crean – 1995-99 |
| Stan Heath – 1996-2001 |
| Mike Garland – 1996-2003; 2007-14 |
| Mark Montgomery – 2001-11 |
| Dwayne Stephens – 2003-14 |
| Doug Wojcik - 2003-05 |
| Dane Fife - 2011-14 |

* Including varsity assistants, and freshman and JV head coaches since 1944.



YEAR-BY-YEAR RESULTS

SPARTANS

Note: Home games in bold
Note 2: (#/#) indicates AP ranking of MSU and opponent

1899

(0-2 Overall) - No Coach

| DATE | OPPONENT | MSU-OPP | W/L |
|---------|----------|---------|-----|
| 2/27/99 | Olivet | 6-7 | L |
| 3/13/99 | Olivet | 6-15 | L |

CHARLES
BEMIES

1900-01 * 5-2 (.714)

The first established coach for MAC, Charles Bemies was the first athletic director in school history while also coaching the football, baseball and track teams. Born in Northfield, Vt., on March 19, 1867, Bemies was an ordained Presbyterian minister when he came to East Lansing. Bemies led the Spartans for two seasons with an overall record of 5-2.

1900

(2-2 Overall)

| DATE | OPPONENT | MSU-OPP | W/L |
|---------|------------------|---------|-----|
| 1/20/00 | Olivet | 5-6 | L |
| 2/3/00 | Olivet | 6-8 | L |
| 3/3/00 | Eastern Michigan | 25-8 | W |
| 3/10/00 | Governor's Guard | 25-7 | W |

1901

(3-0 Overall)

| DATE | OPPONENT | MSU-OPP | W/L |
|---------|------------------|---------|-----|
| 2/16/01 | Olivet | 18-10 | W |
| 3/2/01 | Eastern Michigan | 21-6 | W |
| 3/16/01 | Eastern Michigan | 12-7 | W |

GEORGE
DENMAN

1902-03 * 11-0 (1.000)

Michigan Agricultural College's second basketball coach was George Denman. Denman is the only basketball coach to go undefeated during his tenure, posting an 11-0 mark during his two seasons. His team still holds the record for largest margin of victory with a 102-3 defeat of Alma College in 1902. He was also the head football coach for two seasons.

1902

(5-0 Overall)

| DATE | OPPONENT | MSU-OPP | W/L |
|---------|------------------|---------|-----|
| 2/1/02 | Alma | 102-3 | W |
| 2/15/02 | Governor's Guard | 19-0 | W |
| 3/1/02 | Hillsdale | 58-20 | W |
| 3/9/02 | Alma | 29-3 | W |
| 3/15/02 | Hillsdale | 36-17 | W |

CHESTER
BREWER

1904-10 * 70-25 (.736)

This Owosso, Mich., native was MAC's first full-time athletic director and one of the Spartans' most successful coaches, leading the football, basketball and baseball squads to winning records. He holds the highest winning percentage of any Spartan basketball coach with at least four seasons at .736 (70-25). His team also defeated the University of Michigan in the schools' first meeting in 1909. The Chester L. Brewer award presented to an outstanding senior student-athlete continues to represent the Brewer legacy. Brewer passed away in 1953 at the age of 77.

1903

(6-0 Overall)

| DATE | OPPONENT | MSU-OPP | W/L |
|---------|-------------------|---------|-----|
| 1/26/03 | Detroit YMCA | 43-8 | W |
| 1/29/03 | Hillsdale | 49-2 | W |
| 2/13/03 | Eastern Michigan | 23-7 | W |
| 2/18/03 | Governor's Guard | 19-7 | W |
| 3/7/03 | Eastern Michigan | 49-5 | W |
| 3/14/03 | Grand Rapids YMCA | 42-7 | W |

1904

(5-3 Overall)

| DATE | OPPONENT | MSU-OPP | W/L |
|---------|--------------------|---------|-----|
| 1/9/04 | Chicago West. YMCA | 13-44 | L |
| 1/23/04 | Alma | 52-7 | W |
| 2/6/04 | Eastern Michigan | 22-2 | W |
| 2/12/04 | Grand Rapids YMCA | 14-13 | W |
| 2/27/04 | Alma | 14-22 | L |
| 3/5/04 | Eastern Michigan | 62-10 | W |
| 3/12/04 | Grand Rapids YMCA | 41-10 | W |
| 3/25/04 | Detroit A.C. | 8-33 | L |

1905

(5-3 Overall)

| DATE | OPPONENT | MSU-OPP | W/L |
|---------|-------------------|---------|-----|
| 1/14/05 | Saginaw YMCA | 62-12 | W |
| 1/21/05 | Bay City YMCA | 47-20 | W |
| 1/28/05 | Grand Rapids YMCA | 22-38 | L |
| 1/31/05 | Hope | 30-44 | L |
| 2/4/05 | Jackson YMCA | 47-12 | W |
| 2/10/05 | Detroit A.C. | 30-39 | L |
| 2/25/05 | Battle Creek YMCA | 94-4 | W |
| 3/3/05 | Bay City YMCA | 30-14 | W |

1906

(11-2 Overall)

| DATE | OPPONENT | MSU-OPP | W/L |
|---------|-------------------|---------|-----|
| 1/18/06 | Adrian | 43-18 | W |
| 1/26/06 | Owosso YMCA | 76-12 | W |
| 2/2/06 | Mich. Deaf School | 47-16 | W |
| 2/3/06 | Central Michigan | 37-12 | W |
| 2/10/06 | Grand Rapids YMCA | 25-20 | W |
| 2/22/06 | Ann Arbor YMCA | 20-21 | L |
| 2/16/06 | Central Michigan | 21-18 | W |
| 2/23/06 | Albion | 44-11 | W |
| 2/24/06 | Ann Arbor YMCA | 25-29 | L |

| | | | |
|---------|--------|-------|---|
| 3/2/06 | Olivet | 46-10 | W |
| 3/3/06 | Albion | 59-8 | W |
| 3/10/06 | Adrian | 21-20 | W |
| 3/16/06 | Alma | 52-8 | W |

1907

(14-2 Overall)

| DATE | OPPONENT | MSU-OPP | W/L |
|---------|---------------------|---------|-----|
| 1/5/07 | Hope | 50-30 | W |
| 1/12/07 | Armour Institute | 51-24 | W |
| 1/18/07 | Saginaw H.S. | 35-17 | W |
| 1/19/07 | Saginaw Bank Clerks | 29-19 | W |
| 1/25/07 | Jackson YMCA | 43-30 | W |
| 1/26/07 | Central Michigan | 42-18 | W |
| 1/28/07 | Detroit YMCA | 14-31 | L |
| 1/29/07 | Eastern Michigan | 50-25 | W |
| 2/2/07 | Olivet | 41-24 | W |
| 2/7/07 | Adrian | 54-24 | W |
| 2/16/07 | Hope | 33-23 | W |
| 2/19/07 | Detroit YMCA | 17-23 | L |
| 2/20/07 | Adrian | 41-20 | W |
| 2/22/07 | Olivet | 38-24 | W |
| 3/1/07 | Central Michigan | 33-22 | W |
| 3/2/07 | Eastern Michigan | 72-13 | W |

1908

(15-5 Overall)

| DATE | OPPONENT | MSU-OPP | W/L |
|---------|--------------------|---------|-----|
| 1/4/08 | Central Michigan | 46-8 | W |
| 1/8/08 | Oberlin | 46-21 | W |
| 1/11/08 | Saginaw H.S. | 67-23 | W |
| 1/17/08 | Adrian | 30-14 | W |
| 1/20/08 | Detroit YMCA | 20-33 | L |
| 1/25/08 | Grand Rapids YMCA | 74-16 | W |
| 1/31/08 | Notre Dame | 33-20 | W |
| 2/1/08 | Notre Dame | 16-23 | L |
| 2/5/08 | Central Michigan | 41-23 | W |
| 2/7/08 | Jackson YMCA | 42-29 | W |
| 2/8/08 | Midland YMCA | 40-8 | W |
| 2/14/08 | Detroit YMCA | 27-29 | L |
| 2/17/08 | Haskell Indians | 33-18 | W |
| 2/21/08 | Jackson YMCA | 37-35 | W |
| 2/22/08 | Adrian | 42-31 | W |
| 2/24/08 | Battle Creek YMCA | 28-14 | W |
| 2/25/08 | Notre Dame * | 20-39 | L |
| 2/26/08 | DePaul | 26-17 | W |
| 2/27/08 | Armour Institute | 26-29 | L |
| 2/28/08 | South Haven Indep. | 31-18 | W |

* 1st MAC basketball game played out of state

1909

(10-5 Overall)

| DATE | OPPONENT | MSU-OPP | W/L |
|---------|---------------------|---------|-----|
| 1/9/09 | Michigan * | 24-16 | W |
| 1/13/09 | DePaul | 76-7 | W |
| 1/18/09 | Detroit Burroughs | 24-15 | W |
| 1/22/09 | Wabash | 24-39 | L |
| 1/23/09 | Notre Dame | 10-26 | L |
| 1/25/09 | Adrian | 53-13 | W |
| 2/8/09 | Notre Dame | 18-22 | L |
| 2/11/09 | Detroit YMCA | 18-25 | L |
| 2/18/09 | Battle Creek YMCA | 32-25 | W |
| 2/20/09 | Michigan | 45-23 | W |
| 2/21/09 | Armour Institute | 53-7 | W |
| 2/22/09 | Detroit Burroughs | 20-19 | W |
| 3/2/09 | Rochester (NY) YMCA | 30-18 | W |
| 3/3/09 | Rochester (NY) YMCA | 24-36 | L |
| 3/11/09 | Detroit YMCA | 33-28 | W |

* 1st basketball game with Univ. of Michigan



YEAR-BY-YEAR RESULTS

1910

(10-5 Overall)

| DATE | OPPONENT | MSU-OPP | W/L |
|---------|-------------------|---------|-----|
| 1/7/10 | Jackson YMCA | 51-18 | W |
| 1/14/10 | Detroit Spaldings | 20-18 | W |
| 1/25/10 | Jackson YMCA | 27-18 | W |
| 1/26/10 | Purdue | 9-35 | L |
| 1/27/10 | Rose Poly | 28-31 | L |
| 1/28/10 | Wabash | 21-23 | L |
| 1/29/10 | Notre Dame | 28-21 | W |
| 2/7/10 | Bay City YMCA | 84-12 | W |
| 2/11/10 | Armour Institute | 26-11 | W |
| 2/12/10 | Lake Forest | 14-13 | W |
| 2/19/10 | Notre Dame | 43-23 | W |
| 3/3/10 | Hope | 40-21 | W |
| 3/5/10 | Ohio State | 13-31 | L |
| 3/7/10 | Detroit YMCA | 27-24 | W |
| 3/11/10 | Hope | 30-38 | L |



**JOHN
MACKLIN**

1911-16 * 48-38 (.558)

John Macklin continued the winning tradition, compiling

a 48-38 career record over six seasons as head coach for the Aggies. Macklin was an outstanding athlete at the University of Pennsylvania before coming to MAC to coach basketball and football. He was very successful at football, posting a 29-5 record as the head coach. Macklin passed away in 1949 at the age of 65.

1911

(5-9 Overall)

| DATE | OPPONENT | MSU-OPP | W/L |
|---------|-------------------|---------|-----|
| 1/9/11 | Detroit Spaldings | 9-21 | L |
| 1/13/11 | Wabash | 15-25 | L |
| 1/14/11 | Rose Poly | 20-26 | L |
| 1/18/11 | Detroit Spaldings | 25-18 | W |
| 1/20/11 | Alma | 51-24 | W |
| 1/21/11 | Armour Institute | 51-11 | W |
| 1/30/11 | Detroit YMCA | 11-22 | L |
| 2/3/11 | Armour Institute | 21-36 | L |
| 2/4/11 | Lake Forest | 26-28 | L |
| 2/10/11 | Detroit A.C. | 12-54 | L |
| 2/11/11 | Ohio State | 12-42 | L |
| 2/17/11 | Hope | 24-48 | L |
| 2/24/11 | Alma | 23-21 | W |
| 3/3/11 | Hope | 36-24 | W |

1912

(12-3 Overall)

| DATE | OPPONENT | MSU-OPP | W/L |
|---------|--------------------|---------|-----|
| 1/6/12 | Central Michigan | 72-10 | W |
| 1/12/12 | Armour Institute | 39-30 | W |
| 1/13/12 | Northwestern Coll. | 19-25 | L |
| 1/16/12 | Alma | 53-14 | W |
| 1/18/12 | Winona | 37-21 | W |
| 1/19/12 | Wabash | 26-32 | L |
| 1/20/12 | Rose Poly | 33-31 | W |
| 1/23/12 | Hope | 40-41 | L |
| 1/27/12 | Armour Institute | 51-18 | W |
| 2/2/12 | Albion | 60-23 | W |

| | | | |
|---------|----------------|-------|---|
| 2/10/12 | Winona College | 67-4 | W |
| 2/16/12 | Alma | 37-15 | W |
| 2/21/12 | Hope | 55-23 | W |
| 2/24/12 | Detroit YMCA | 42-26 | W |
| 3/4/12 | Detroit YMCA | 20-17 | W |

1913

(8-5 Overall)

| DATE | OPPONENT | MSU-OPP | W/L |
|---------|---------------------|---------|-----|
| 1/11/13 | Winona | 75-14 | W |
| 1/21/13 | Detroit Rayls | 37-12 | W |
| 1/27/13 | Alma | 48-24 | W |
| 1/29/13 | Hope | 33-26 | W |
| 2/6/13 | Northwestern Coll. | 21-23 | L |
| 2/11/13 | Detroit YMCA | 22-23 | L |
| 2/13/13 | Notre Dame | 40-7 | W |
| 2/21/13 | Hope | 58-25 | W |
| 2/26/13 | St. John's (Toledo) | 39-24 | W |
| 2/27/13 | Buchtel | 30-35 | L |
| 2/28/13 | Denison | 18-44 | L |
| 3/1/13 | St. Mary's (Dayton) | 26-28 | L |
| 3/8/13 | Detroit YMCA | 39-9 | W |

1914

(8-4 Overall)

| DATE | OPPONENT | MSU-OPP | W/L |
|---------|----------------------|---------|-----|
| 1/16/14 | Toledo Buckeyes | 40-24 | W |
| 1/22/14 | Lake Forest | 30-24 | W |
| 1/23/14 | Northwestern College | 24-44 | L |
| 1/24/14 | Notre Dame | 18-27 | L |
| 1/30/14 | Detroit Burroughs | 29-22 | W |
| 2/4/14 | Notre Dame | 45-22 | W |
| 2/14/14 | Detroit YMCA | 27-29 | L |
| 2/19/14 | West Va. Wesleyan | 38-21 | W |
| 2/25/14 | St. John's (Toledo) | 50-17 | W |
| 2/26/14 | Toledo Buckeyes | 26-25 | W |
| 2/27/14 | Akron | 45-30 | W |
| 3/3/14 | Detroit YMCA | 22-27 | L |

1915

(7-9 Overall)

| DATE | OPPONENT | MSU-OPP | W/L |
|---------|-------------------------|---------|-----|
| 1/9/15 | Toledo Buckeyes | 23-33 | L |
| 1/13/15 | Hope | 56-20 | W |
| 1/15/15 | Illinois A.C. (Chicago) | 21-22 | L |
| 1/22/15 | Detroit YMCA | 23-14 | W |
| 1/23/15 | Defiance | 54-12 | W |
| 1/28/15 | Toledo Buckeyes | 27-31 | L |
| 1/29/15 | Ohio Northern | 45-16 | W |
| 1/30/15 | Defiance | 30-19 | W |
| 2/2/15 | Notre Dame | 14-13 | W |
| 2/6/15 | Northwestern Coll. | 17-28 | L |
| 2/11/15 | Northwestern Coll. | 22-41 | L |
| 2/12/15 | Mercury A.C. (Chi.) | 20-25 | L |
| 2/13/15 | Notre Dame | 19-24 | L |
| 2/18/15 | West Va. Wesleyan | 31-43 | L |
| 2/24/15 | Hope | 46-28 | W |
| 3/2/15 | Detroit YMCA | 9-21 | L |

1916

(8-8 Overall)

| DATE | OPPONENT | MSU-OPP | W/L |
|---------|----------------------|---------|-----|
| 1/12/16 | Western Michigan | 51-21 | W |
| 1/14/16 | Hope | 14-20 | L |
| 1/15/16 | St. Mary's (Mich.) | 29-19 | W |
| 1/19/16 | Notre Dame | 18-19 | L |
| 1/20/16 | Northwestern Coll. | 17-29 | L |
| 1/22/16 | Illinois A.C. (Chi.) | 18-50 | L |
| 1/29/16 | Kalamazoo | 34-27 | W |
| 2/2/16 | Notre Dame | 23-24 | L |
| 2/4/16 | Hope | 21-18 | W |
| 2/9/16 | Muskingum | 39-21 | W |
| 2/12/16 | Detroit YMCA | 27-23 | W |
| 2/17/16 | Tri-State | 30-13 | W |
| 2/19/16 | Toledo Buckeyes | 23-32 | L |
| 2/24/16 | Toledo Buckeyes | 28-22 | W |
| 3/3/16 | Northwestern College | 21-28 | L |
| 3/7/16 | Detroit YMCA | 14-35 | L |



**GEORGE
GAUTHIER**

1917-20 * 41-38 (.519)

George Gauthier was the first alumnus to lead a Michi-

gan State basketball squad. Gauthier played four years (1910-14) for the Aggies' basketball squad and was the team captain his senior year. He also was the starting quarterback for MAC's football team, leading them to 17 straight victories. Gauthier accepted the assistant athletic director position the year after he graduated which led to his duties as the head basketball coach, where he compiled a career record of 41-38 over four seasons. He also served as head football coach for one season. After 29 games in the 1919-20 season, Gauthier left MAC to serve as recreation director in Bay City, Mich. Gauthier would later go on to Ohio Wesleyan where he served as athletic director and head football coach for 34 years before retiring in 1955. He passed away in 1964 at the age of 74.

1917

(11-5 Overall)

| DATE | OPPONENT | MSU-OPP | W/L |
|---------|--------------------|---------|-----|
| 1/12/17 | West Va. Wesleyan | 41-22 | W |
| 1/19/17 | Hope | 34-20 | W |
| 1/20/17 | Alma | 47-7 | W |
| 1/26/17 | Illinois A.C. | 39-27 | W |
| 1/27/17 | Notre Dame | 31-25 | W |
| 2/1/17 | Buffalo | 36-17 | W |
| 2/3/17 | Detroit YMCA | 33-26 | W |
| 2/8/17 | Ohio Northern | 53-9 | W |
| 2/10/17 | Wabash | 20-19 | W |
| 2/15/17 | Illinois A.C. | 23-43 | L |
| 2/16/17 | Northwestern Coll. | 16-26 | L |
| 2/17/17 | Notre Dame | 19-33 | L |
| 2/23/17 | Hope | 13-18 | L |
| 3/2/17 | Northwestern Coll. | 28-14 | W |
| 3/8/17 | Marietta | 30-20 | W |
| 3/10/17 | Detroit YMCA | 15-30 | L |



YEAR-BY-YEAR RESULTS

SPARTANS

1917-18

(6-10 Overall)

| DATE | OPPONENT | MSU-OPP | W/L |
|----------|----------------------------|---------|-----|
| 12/28/17 | Detroit YMCA | 13-31 | L |
| 12/29/17 | Detroit | 22-32 | L |
| 1/5/18 | Grand Rapids YMCA | 21-22 | L |
| 1/9/18 | Ft. Custer Officers | 16-27 | L |
| 1/11/18 | Michigan | 13-17 | L |
| 1/18/18 | Hope | 23-33 | L |
| 1/19/18 | Ft. Custer Officers | 24-20 | W |
| 1/25/18 | St. John's (Toledo) | 27-19 | W |
| 1/26/18 | Detroit YMCA | 20-34 | L |
| 2/1/18 | Notre Dame | 27-12 | W |
| 2/7/18 | Notre Dame | 23-25 | L |
| 2/8/18 | Northwestern Univ. | 16-19 | L |
| 2/15/18 | Hope | 35-10 | W |
| 2/23/18 | Oberlin | 35-20 | W |
| 3/2/18 | Michigan | 25-33 | L |
| 3/9/18 | Detroit YMCA | 23-16 | W |

1919

(9-9 Overall)

| DATE | OPPONENT | MSU-OPP | W/L |
|---------|----------------------------|---------|-----|
| 1/3/19 | Holland YMCA | 15-21 | L |
| 1/4/19 | Grand Rapids YMCA | 19-17 | W |
| 1/8/19 | Western Michigan | 19-18 | W |
| 1/10/19 | Detroit Rayls | 16-37 | L |
| 1/11/19 | Oberlin | 14-24 | L |
| 1/15/19 | Kalamazoo | 42-20 | W |
| 1/17/19 | Western Michigan | 28-23 | W |
| 1/24/19 | Ft. Custer Officers | 31-13 | W |
| 1/30/19 | Wabash | 19-28 | L |
| 1/31/19 | DePauw | 18-17 | W |
| 2/1/19 | Notre Dame | 32-28 | W |
| 2/7/19 | Wabash | 37-26 | W |
| 2/8/19 | Hope | 18-21 | L |
| 2/12/19 | DePauw | 12-21 | L |
| 2/15/19 | Michigan | 17-19 | L |
| 2/22/19 | Notre Dame | 16-17 | L |
| 2/28/19 | Michigan | 33-24 | W |
| 3/1/19 | Hope | 20-26 | L |

1919-20

(21-15 Overall)

| DATE | OPPONENT | MSU-OPP | W/L |
|----------|----------------------------|---------|-----|
| 12/19/19 | Detroit A.C. | 11-23 | L |
| 12/19/19 | Ft. Custer Officers | 53-3 | W |
| 12/20/19 | DeVilbiss College | 25-37 | L |
| 12/20/19 | Muskegon YMCA | 21-26 | L |
| 12/26/19 | AC Spark Plug (Flint) | 29-28 | W |
| 12/27/19 | Holland YMCA | 20-18 | W |
| 12/31/19 | Chicago | 25-32 | L |
| 1/2/20 | Oberlin | 36-8 | W |
| 1/3/20 | Detroit | 29-30 | L |
| 1/7/20 | Central Michigan | 29-15 | W |
| 1/9/20 | Hope | 16-21 | L |
| 1/10/20 | Kalamazoo | 39-21 | W |
| 1/16/20 | Indiana | 19-20 | L |
| 1/21/20 | Kalamazoo | 34-15 | W |
| 1/24/20 | Notre Dame | 23-20 | W |
| 1/28/20 | Chicago YMCA Coll. | 33-20 | W |
| 1/30/20 | Michigan | 23-13 | W |
| 2/6/20 | Wabash | 29-27 | W |
| 2/9/20 | Notre Dame | 23-30 | L |
| 2/11/20 | Creighton | 21-22 | L |
| 2/12/20 | Creighton | 18-15 | W |
| 2/13/20 | Nebraska | 28-43 | L |

| | | | |
|---------|-----------------------|-------|---|
| 2/14/20 | Nebraska | 20-29 | L |
| 2/18/20 | DePauw | 21-33 | L |
| 2/23/20 | DePauw | 18-31 | L |
| 2/24/20 | Wabash | 16-24 | L |
| 2/28/20 | Michigan | 34-27 | W |
| 3/1/20 | Creighton | 31-24 | W |
| 3/6/20 | Hope | 34-23 | W |
| 3/20/20 | Alpena Independent | 22-11 | W |
| 3/21/20 | Alger Co. Club | 17-14 | W |
| 3/23/20 | Northern Michigan | 43-13 | W |
| 3/24/20 | Ishpeming Amer. Leg. | 24-37 | L |
| 3/25/20 | Gwinn Club | 66-12 | W |
| 3/26/20 | Lk. Linden Amer. Leg. | 60-24 | W |
| 3/27/20 | Mich. Coll. of Mines | 28-26 | W |

(Note: George Gauthier left after 29 games, posting a 15-14 record. Lyman Frimodig coached the final seven games of the season, going 6-1.)

LYMAN
FRIMODIG

1921-22 * 30-22 (.577)

Lyman Frimodig was a successful athlete for the Ag-hies, becoming the only person in school history to earn 10 letters (football, baseball, basketball). A freshman coach under George Gauthier, Frimodig took over during the 1920 season when Gauthier left for another job. Frimodig arranged a seven-game trip to the Northern Peninsula, winning six games. He would also serve as head coach for the next two seasons. He remained active in the athletic department after his stint as basketball coach, serving Michigan State for 41 years as assistant athletic director and business manager. He was also known as the unofficial historian of Michigan State athletics, co-authoring *Spartan Saga: A History of Michigan State Athletics*. Frimodig died in 1972 at the age of 80.

1921

(13-8 Overall)

| DATE | OPPONENT | MSU-OPP | W/L |
|---------|-------------------------|---------|-----|
| 1/8/21 | Central Michigan | 26-21 | W |
| 1/11/21 | Kalamazoo | 30-18 | W |
| 1/14/21 | Hope | 31-17 | W |
| 1/15/21 | Western Michigan | 22-16 | W |
| 1/18/21 | Mount Union | 40-26 | W |
| 1/21/21 | DePauw | 19-39 | L |
| 1/22/21 | Notre Dame | 23-36 | L |
| 1/25/21 | Western Michigan | 29-19 | W |
| 1/27/21 | St. John's (Toledo) | 20-21 | L |
| 1/28/21 | Mount Union | 30-28 | W |
| 1/29/21 | Oberlin | 21-23 | L |
| 2/1/21 | Notre Dame | 37-25 | W |
| 2/5/21 | Michigan | 24-37 | L |
| 2/7/21 | DePauw | 23-26 | L |
| 2/14/21 | Michigan Tech | 26-18 | W |
| 2/19/21 | Oberlin | 29-37 | L |
| 2/22/21 | Michigan | 10-17 | L |
| 2/25/21 | Hope | 27-23 | W |
| 2/26/21 | Grand Rapids J.C. | 20-11 | W |
| 3/2/21 | Bethany (WV) | 41-18 | W |
| 3/3/21 | Creighton | 27-20 | W |

1921-22

(11-13 Overall)

| DATE | OPPONENT | MSU-OPP | W/L |
|----------|----------------------------|---------|-----|
| 12/10/21 | Wisconsin | 13-27 | L |
| 12/29/21 | Carnegie Institute | 38-17 | W |
| 1/2/22 | Albion | 33-13 | W |
| 1/3/22 | Detroit Sch. of Law | 56-3 | W |
| 1/4/22 | Alma | 43-17 | W |
| 1/6/22 | Michigan | 26-27 | L |
| 1/10/22 | Western Michigan | 28-20 | W |
| 1/19/22 | Valparaiso | 28-22 | W |
| 1/21/22 | Kalamazoo | 28-39 | L |
| 1/25/22 | Central Michigan | 27-21 | W |
| 1/28/22 | Oberlin | 25-26 | L |
| 1/29/22 | Ohio Wesleyan | 22-25 | L |
| 1/31/22 | Notre Dame | 22-31 | L |
| 2/3/22 | Creighton | 30-41 | L |
| 2/4/22 | Creighton | 21-25 | L |
| 2/6/22 | Lombard | 14-26 | L |
| 2/16/22 | Notre Dame | 30-24 | W |
| 2/17/22 | Marquette | 19-26 | L |
| 2/22/22 | Michigan | 17-19 | L |
| 2/24/22 | Ohio Wesleyan | 17-29 | L |
| 2/27/22 | Creighton | 28-34 | L |
| 3/3/22 | Hope | 29-28 | W |
| 3/4/22 | Chicago YMCA Coll. | 25-21 | W |

FRED
WALKER

1922-24 * 20-19 (.513)

Little is known about Fred Walker except that he continued the streak of basketball coaches with winning career records, compiling a two-year mark of 20-19.

1922-23

(10-9 Overall)

| DATE | OPPONENT | MSU-OPP | W/L |
|----------|-----------------------------|---------|-----|
| 12/9/22 | Notre Dame | 15-40 | L |
| 12/15/22 | Western Michigan | 8-17 | L |
| 12/22/22 | Valparaiso | 17-21 | L |
| 12/30/22 | Carnegie Institute | 37-29 | W |
| 1/3/23 | Michigan | 11-33 | L |
| 1/6/23 | St. Ignatius (Clev.) | 18-27 | L |
| 1/11/23 | Victoria | 33-10 | W |
| 1/13/23 | Eastern Michigan | 19-17 | W |
| 1/20/23 | Michigan | 13-29 | L |
| 1/27/23 | Central Michigan | 28-13 | W |
| 1/30/23 | Chicago YMCA Coll. | 23-19 | W |
| 2/3/23 | Kalamazoo | 22-24 | L |
| 2/9/23 | Lake Forest | 26-18 | W |
| 2/12/23 | Armour Institute | 27-22 | W |
| 2/17/23 | Alma | 27-21 | W |
| 2/21/23 | St. Mary's | 43-15 | W |
| 2/28/23 | Notre Dame | 22-21 | W |
| 3/2/23 | St. Ignatius | 17-38 | L |
| 3/3/23 | Oberlin | 16-23 | L |



YEAR-BY-YEAR RESULTS

1923-24

(10-10 Overall)

| DATE | OPPONENT | MSU-OPP | W/L |
|----------|----------------------|---------|-----|
| 12/15/23 | Adrian | 25-12 | W |
| 12/18/23 | St. Mary's | 31-26 | W |
| 12/22/23 | Chicago | 17-21 | L |
| 12/28/23 | Detroit Coll. of Law | 25-14 | W |
| 1/3/24 | Hope | 22-7 | W |
| 1/5/24 | Up. Canada Law Sch. | 33-26 | W |
| 1/7/24 | Carleton | 12-27 | L |
| 1/11/24 | Michigan | 19-23 | L |
| 1/18/24 | John Carroll | 24-17 | W |
| 1/25/24 | Notre Dame | 18-35 | L |
| 1/28/24 | Western Michigan | 14-29 | L |
| 1/29/24 | Central Michigan | 21-20 | W |
| 2/1/24 | Lombard | 12-13 | L |
| 2/6/24 | Michigan | 20-31 | L |
| 2/12/24 | Western Michigan | 16-25 | L |
| 2/23/24 | Detroit | 31-17 | W |
| 2/26/24 | St. Viator | 25-27 | L |
| 2/29/24 | Notre Dame | 21-23 | L |
| 3/6/24 | Valparaiso | 22-12 | W |
| 3/8/24 | Lake Forest | 29-19 | W |

JOHN
KOB'S

1924-26 * 11-26 (297)

John Kobs is well-known as a successful baseball coach for MSC, but he also coached the basketball and hockey squads during his 42-year tenure. The basketball coach for two seasons, he compiled a career record of 11-26. Before joining the Spartans, he was a star athlete at Hamline where he earned an astounding 13 varsity letters in four sports: football, baseball, basketball and track. The MSU baseball stadium was named in his honor in 1969. He passed away in 1968 at the age of 69.

1924-25

(6-13 Overall)

| DATE | OPPONENT | MSU-OPP | W/L |
|----------|------------------|---------|-----|
| 12/10/24 | Adrian | 42-16 | W |
| 12/13/24 | Michigan | 10-26 | L |
| 12/20/24 | Chicago | 29-15 | W |
| 12/22/24 | Northwestern | 17-26 | L |
| 1/10/25 | St. Mary's | 13-21 | L |
| 1/13/25 | St. Viator | 18-23 | L |
| 1/16/25 | Notre Dame | 14-37 | L |
| 1/23/25 | Western Michigan | 20-21 | L |
| 1/30/25 | Earlham | 24-23 | W |
| 1/31/25 | Franklin | 14-36 | L |
| 2/3/25 | Hope | 19-20 | L |
| 2/11/25 | Detroit | 23-22 | W |
| 2/20/25 | Franklin | 16-28 | L |
| 2/25/25 | Western Michigan | 15-29 | L |
| 2/28/25 | Oberlin | 29-27 | W |
| 3/3/25 | Notre Dame | 10-42 | L |
| 3/6/25 | John Carroll | 14-30 | L |
| 3/7/25 | Oberlin | 16-25 | L |
| 3/14/25 | MAC Alumni | 43-19 | W |

1925-26

(5-13 Overall)

| DATE | OPPONENT | MSU-OPP | W/L |
|----------|--------------------|---------|-----|
| 12/8/25 | Olivet | 36-13 | W |
| 12/12/25 | Adrian | 30-14 | W |
| 12/19/25 | Chicago | 28-21 | W |
| 12/21/25 | Northwestern | 13-42 | L |
| 1/1/26 | Mercer (Ga.) | 33-37 | L |
| 1/9/26 | St. Viator | 30-27 | W |
| 1/16/26 | Michigan | 15-38 | L |
| 1/22/26 | Notre Dame | 14-33 | L |
| 1/26/26 | Detroit | 10-16 | L |
| 1/30/26 | Eastern Michigan | 23-35 | L |
| 2/2/26 | Detroit | 22-29 | L |
| 2/6/26 | Western Michigan | 25-30 | L |
| 2/11/26 | Marquette | 25-29 | L |
| 2/13/26 | Earlham | 21-26 | L |
| 2/16/26 | Notre Dame | 25-40 | L |
| 2/19/26 | Carnegie Institute | 27-22 | W |
| 2/26/26 | Western Michigan | 15-38 | L |
| 3/6/26 | MSC Alumni | 38-40 | L |

BENJAMIN
VanALSTYNE1926-49
231-163 (.586)

Benjamin VanAlstyne holds many MSU coaching records, including longest tenure (22 years) and most winning seasons (17). He is third in career victories with 231. VanAlstyne was a graduate of Colgate, where he starred in football, baseball and basketball. He came to MSC in 1926 after five seasons at Ohio Wesleyan. VanAlstyne coached MSU's first All-American, Roger Grove, in 1930. Some of his greatest victories included a 27-26 victory over Michigan in 1930 at the dedication of Demonstration Hall, and a 66-50 upset over Kentucky in 1945 that was named "Coca-Cola Upset of the Week." His 47-45 loss to Kentucky in 1948 set the record for the largest crowd in Jenison Field House history. After he finished his coaching career at MSC, VanAlstyne continued as the MSC golf coach, where he was also very successful. He left MSU in 1961 and passed away in 1972 at the age of 72.

1926-27

(7-11 Overall)

| DATE | OPPONENT | MSU-OPP | W/L |
|----------|--------------|---------|-----|
| 12/8/26 | Adrian | 33-29 | W |
| 12/11/26 | Michigan | 13-34 | L |
| 12/18/26 | Chicago | 24-33 | L |
| 12/20/26 | Northwestern | 22-34 | L |
| 1/8/27 | Marquette | 35-32 | W |
| 1/12/27 | Albion | 31-37 | L |
| 1/14/27 | Butler | 16-53 | L |
| 1/15/27 | Concordia | 45-25 | W |
| 1/19/27 | Detroit | 30-23 | W |
| 1/21/27 | Lake Forest | 39-30 | W |
| 1/22/27 | Marquette | 12-24 | L |
| 1/29/27 | Notre Dame | 15-36 | L |

| | | | |
|---------|------------|-------|---|
| 1/31/27 | Butler | 23-29 | L |
| 2/9/27 | Hope | 46-31 | W |
| 2/12/27 | Detroit | 27-30 | L |
| 2/18/27 | Pittsburgh | 34-36 | L |
| 2/23/27 | Notre Dame | 22-34 | L |
| 2/25/27 | MSC Alumni | 36-24 | W |

1927-28

(11-4 Overall)

| DATE | OPPONENT | MSU-OPP | W/L |
|----------|------------------|---------|-----|
| 12/7/27 | Adrian | 30-25 | W |
| 12/10/27 | Michigan | 23-43 | L |
| 1/3/28 | Ohio Northern | 39-25 | W |
| 1/7/28 | Hillsdale | 58-24 | W |
| 1/13/28 | Detroit | 27-23 | W |
| 1/16/28 | Coe | 35-25 | W |
| 1/20/28 | Loyola (Chicago) | 21-23 | L |
| 1/21/28 | Marquette | 18-21 | L |
| 1/28/28 | Notre Dame | 25-29 | L |
| 1/30/28 | Hope | 36-21 | W |
| 2/3/28 | Notre Dame | 26-16 | W |
| 2/8/28 | Albion | 52-20 | W |
| 2/11/28 | Kalamazoo | 36-24 | W |
| 2/17/28 | Detroit | 17-13 | W |
| 2/25/28 | Marquette | 30-25 | W |

1928-29

(11-5 Overall)

| DATE | OPPONENT | MSU-OPP | W/L |
|----------|---------------|---------|-----|
| 12/7/28 | Michigan | 31-24 | W |
| 12/14/28 | Hillsdale | 47-15 | W |
| 1/2/29 | Penn State | 16-14 | W |
| 1/3/29 | Cornell | 38-24 | W |
| 1/7/29 | Ohio Wesleyan | 28-31 | L |
| 1/11/29 | Marquette | 29-19 | W |
| 1/18/29 | Detroit | 27-13 | W |
| 1/23/29 | Notre Dame | 24-29 | L |
| 1/26/29 | Kalamazoo | 30-22 | W |
| 2/1/29 | Colgate | 35-36 | L |
| 2/2/29 | Syracuse | 17-24 | L |
| 2/8/29 | Hope | 51-18 | W |
| 2/15/29 | Detroit | 40-15 | W |
| 2/22/29 | Notre Dame | 27-28 | L |
| 3/1/29 | Lake Forest | 49-16 | W |
| 3/4/29 | Marquette | 26-15 | W |

1929-30

(12-4 Overall)

| DATE | OPPONENT | MSU-OPP | W/L |
|---------|--------------------|---------|-----|
| 1/1/30 | Syracuse | 19-21 | L |
| 1/4/30 | Ohio Wesleyan | 30-14 | W |
| 1/9/30 | Detroit | 26-20 | W |
| 1/16/30 | Bethany | 27-36 | L |
| 1/17/30 | Carnegie Institute | 35-23 | W |
| 1/22/30 | Notre Dame | 28-21 | W |
| 1/25/30 | Detroit | 21-18 | W |
| 1/28/30 | Hope | 55-16 | W |
| 1/31/30 | Marquette | 24-17 | W |
| 2/7/30 | Kalamazoo | 33-12 | W |
| 2/11/30 | Bethany | 36-32 | W |
| 2/14/30 | Oberlin | 24-10 | W |
| 2/15/30 | Michigan | 27-26 | W |
| 2/18/30 | Notre Dame | 17-29 | L |
| 2/21/30 | Hillsdale | 34-28 | W |
| 3/1/30 | Marquette | 14-21 | L |



YEAR-BY-YEAR RESULTS

SPARTANS

1930-31

(16-1 Overall)

| DATE | OPPONENT | MSU-OPP | W/L |
|----------|------------------|---------|-----|
| 12/5/30 | Cincinnati | 22-8 | W |
| 12/13/30 | Michigan | 22-32 | L |
| 12/29/30 | Brigham Young | 29-28 | W |
| 1/1/31 | Ohio Wesleyan | 25-17 | W |
| 1/9/31 | Marquette | 19-16 | W |
| 1/13/31 | Xavier (Ohio) | 32-19 | W |
| 1/16/31 | Colgate | 41-31 | W |
| 1/17/31 | Colgate | 50-30 | W |
| 1/23/31 | Kalamazoo | 46-10 | W |
| 1/27/31 | Central State | 31-18 | W |
| 1/30/31 | Western Reserve | 25-24 | W |
| 1/31/31 | Oberlin | 33-22 | W |
| 2/6/31 | Alma | 42-20 | W |
| 2/10/31 | Detroit | 34-16 | W |
| 2/14/31 | Loyola (Chicago) | 24-16 | W |
| 2/21/31 | Detroit | 16-11 | W |
| 2/28/31 | Marquette | 24-21 | W |

1931-32

(12-5 Overall)

| DATE | OPPONENT | MSU-OPP | W/L |
|----------|-----------------|---------|-----|
| 12/3/31 | Alma | 39-12 | W |
| 12/12/31 | Michigan | 5-27 | L |
| 1/1/32 | Ohio | 29-15 | W |
| 1/2/32 | Cornell | 29-26 | W |
| 1/8/32 | Western Reserve | 17-15 | W |
| 1/9/32 | Notre Dame | 25-28 | L |
| 1/15/32 | Xavier | 22-20 | W |
| 1/19/32 | Detroit | 22-13 | W |
| 1/29/32 | Colgate | 30-21 | W |
| 1/30/32 | Colgate | 29-28 | W |
| 2/6/32 | Kalamazoo | 17-9 | W |
| 2/13/32 | Michigan | 14-13 | W |
| 2/15/32 | Marquette | 25-23 | W |
| 2/17/32 | Detroit | 35-34 | W |
| 2/20/32 | Xavier | 24-31 | L |
| 2/23/32 | Notre Dame | 20-28 | L |
| 2/25/32 | Marquette | 18-43 | L |

1932-33

(10-7 Overall)

| DATE | OPPONENT | MSU-OPP | W/L |
|----------|------------------|---------|-----|
| 12/3/32 | Albion | 31-29 | W |
| 12/10/32 | Michigan | 20-17 | W |
| 12/30/32 | Wisconsin | 16-26 | L |
| 1/3/33 | Syracuse | 23-16 | W |
| 1/9/33 | Notre Dame | 19-34 | L |
| 1/12/33 | Marquette | 28-32 | L |
| 1/16/33 | Buffalo | 29-18 | W |
| 1/17/33 | Colgate | 40-26 | W |
| 1/21/33 | Olivet | 35-13 | W |
| 1/27/33 | Xavier | 19-16 | W |
| 1/28/33 | Mieji U. (Japan) | 63-15 | W |
| 2/4/33 | Kalamazoo | 29-12 | W |
| 2/11/33 | Michigan | 16-28 | L |
| 2/15/33 | Detroit | 30-28 | W |
| 2/18/33 | Detroit | 16-27 | L |
| 2/24/33 | Notre Dame | 25-30 | L |
| 2/25/33 | Marquette | 21-28 | L |

1933-34

(12-5 Overall)

| DATE | OPPONENT | MSU-OPP | W/L |
|---------|-------------------|---------|-----|
| 12/4/33 | Olivet | 23-16 | W |
| 12/9/33 | Michigan | 26-25 | W |
| 1/2/34 | Mississippi State | 35-25 | W |
| 1/6/34 | Notre Dame | 33-34 | L |
| 1/12/34 | Buffalo | 37-30 | W |
| 1/13/34 | Syracuse | 21-27 | L |
| 1/18/34 | Marquette | 24-26 | L |
| 1/22/34 | Eastern Michigan | 34-27 | W |
| 1/26/34 | Central Michigan | 32-27 | W |
| 2/3/34 | Loyola (Chicago) | 36-15 | W |
| 2/5/34 | Wisconsin | 23-22 | W |
| 2/10/34 | Michigan | 33-26 | W |
| 2/14/34 | Detroit | 27-20 | W |
| 2/17/34 | Detroit | 28-22 | W |
| 2/21/34 | Notre Dame | 19-28 | L |
| 2/23/34 | Marquette | 16-40 | L |
| 2/24/34 | Loyola (Chicago) | 22-20 | W |

1934-35

(14-4 Overall)

| DATE | OPPONENT | MSU-OPP | W/L |
|----------|------------------|---------|-----|
| 12/1/34 | Central Michigan | 43-14 | W |
| 12/5/34 | Kalamazoo | 30-25 | W |
| 12/15/34 | Michigan | 25-31 | L |
| 12/22/34 | Northwestern | 26-39 | L |
| 12/24/34 | Loyola (Chicago) | 26-19 | W |
| 12/27/34 | Stanford | 25-18 | W |
| 12/31/34 | Wisconsin | 21-23 | L |
| 1/4/35 | Wayne State | 31-17 | W |
| 1/8/35 | Eastern Michigan | 35-14 | W |
| 1/12/35 | Western Reserve | 34-33 | W |
| 1/17/35 | Marquette | 30-29 | W |
| 1/21/35 | Hillsdale | 45-24 | W |
| 1/24/35 | Eastern Michigan | 53-28 | W |
| 1/26/35 | Wayne State | 37-20 | W |
| 2/4/35 | Western Reserve | 36-17 | W |
| 2/9/35 | Michigan | 30-28 | W |
| 2/13/35 | Kentucky | 32-26 | W |
| 2/18/35 | Marquette | 17-20 | L |

1935-36

(8-9 Overall)

| DATE | OPPONENT | MSU-OPP | W/L |
|----------|------------------|---------|-----|
| 12/2/35 | Albion | 36-28 | W |
| 12/6/35 | Wisconsin | 21-26 | L |
| 12/14/35 | Michigan | 24-35 | L |
| 12/21/35 | Northwestern | 25-29 | L |
| 12/30/35 | West Virginia | 25-24 | W |
| 1/1/36 | Syracuse | 34-38 | L |
| 1/3/36 | Temple | 24-47 | L |
| 1/8/36 | Kalamazoo | 32-14 | W |
| 1/10/36 | Loyola (Chicago) | 32-20 | W |
| 1/17/36 | Marquette | 20-21 | L |
| 1/18/36 | Marquette | 35-31 | W |
| 1/21/36 | Kentucky | 19-27 | L |
| 1/25/36 | Eastern Michigan | 37-24 | W |
| 1/29/36 | Eastern Michigan | 18-15 | W |
| 2/1/36 | Butler | 21-24 | L |
| 2/15/36 | Michigan | 23-41 | L |
| 2/22/36 | Marquette | 29-28 | W |

1936-37

(5-12 Overall)

| DATE | OPPONENT | MSU-OPP | W/L |
|----------|--------------------|---------|-----|
| 12/9/36 | Albion | 32-22 | W |
| 12/12/36 | Michigan | 21-34 | L |
| 1/2/37 | Kentucky | 21-28 | L |
| 1/6/37 | Kalamazoo | 39-18 | W |
| 1/8/37 | Case | 34-38 | L |
| 1/9/37 | Geneva | 42-41 | W |
| 1/14/37 | Kentucky | 24-23 | W |
| 1/16/37 | Marquette | 25-32 | L |
| 1/19/37 | Syracuse | 36-30 | W |
| 1/23/37 | Northwestern | 29-44 | L |
| 1/26/37 | Hawaiian All-Stars | 24-25 | L |
| 1/29/37 | Hope | 21-25 | L |
| 2/6/37 | Wisconsin | 17-22 | L |
| 2/8/37 | Butler | 21-27 | L |
| 2/13/37 | Michigan | 31-38 | L |
| 2/16/37 | DePaul | 21-23 | L |
| 2/20/37 | Marquette | 26-31 | L |

1937-38

(9-8 Overall)

| DATE | OPPONENT | MSU-OPP | W/L |
|----------|--------------------|---------|-----|
| 12/9/37 | Hope | 51-27 | W |
| 12/11/37 | Michigan | 40-43 | L |
| 12/22/37 | Iowa | 52-37 | W |
| 12/30/37 | Missouri | 43-33 | W |
| 1/1/38 | Case | 48-34 | W |
| 1/5/38 | California | 29-31 | L |
| 1/8/38 | Kentucky | 43-38 | W |
| 1/11/38 | Hawaiian All-Stars | 55-31 | W |
| 1/14/38 | Buffalo | 65-35 | W |
| 1/15/38 | Syracuse | 46-59 | L |
| 1/22/38 | Marquette | 24-41 | L |
| 1/28/38 | Butler | 21-15 | W |
| 2/5/38 | Wisconsin | 27-30 | L |
| 2/7/38 | Kentucky | 27-44 | L |
| 2/12/38 | Michigan | 41-35 | W |
| 2/19/38 | Marquette | 26-40 | L |
| 2/21/38 | Notre Dame | 32-48 | L |

1938-39

(9-8 Overall)

| DATE | OPPONENT | MSU-OPP | W/L |
|----------|------------------|---------|-----|
| 12/7/38 | Kalamazoo | 36-26 | W |
| 12/10/38 | Michigan | 34-41 | L |
| 12/17/38 | Oberlin | 58-23 | W |
| 12/28/38 | Penn State | 35-21 | W |
| 12/31/38 | Indiana | 33-37 | L |
| 1/2/39 | Loyola (Chicago) | 44-46 | L |
| 1/7/39 | Central Michigan | 29-24 | W |
| 1/14/39 | Western Reserve | 36-21 | W |
| 1/21/39 | Butler | 33-34 | L |
| 1/23/39 | Tennessee | 35-31 | W |
| 1/28/39 | Butler | 39-29 | W |
| 2/4/39 | Wisconsin | 37-39 | L |
| 2/11/39 | Michigan | 25-30 | L |
| 2/13/39 | Marquette | 35-29 | W |
| 2/15/39 | Temple | 29-25 | W |
| 2/20/39 | Marquette | 36-38 | L |
| 2/24/39 | Wayne State | 33-40 | L |



YEAR-BY-YEAR RESULTS

1939-40

(14-6 Overall)

| DATE | OPPONENT | MSU-OPP | W/L |
|----------|------------------|---------|-----|
| 12/4/39 | Kalamazoo | 42-22 | W |
| 12/9/39 | Michigan | 27-33 | L |
| 12/16/39 | Washington State | 52-44 | W |
| 12/18/39 | Creighton | 32-30 | W |
| 12/19/39 | Creighton | 38-21 | W |
| 12/22/39 | California | 37-41 | L |
| 12/27/39 | Oregon State | 33-38 | L |
| 12/28/39 | Oregon State | 36-26 | W |
| 1/1/40 | Loyola (Chicago) | 30-22 | W |
| 1/6/40 | *Tennessee | 29-20 | W |
| 1/8/40 | Syracuse | 31-29 | W |
| 1/15/40 | Marquette | 48-19 | W |
| 1/20/40 | Michigan | 27-32 | L |
| 1/26/40 | Long Island | 25-34 | L |
| 1/27/40 | Temple | 40-42 | L |
| 1/29/40 | Baltimore | 39-28 | W |
| 2/3/40 | Wisconsin | 48-41 | W |
| 2/14/40 | Wayne State | 46-29 | W |
| 2/24/40 | Marquette | 21-17 | W |
| 3/1/40 | Temple | 44-28 | W |

* First game played at Jenison Field House

1940-41

(11-6 Overall)

| DATE | OPPONENT | MSU-OPP | W/L |
|----------|---------------|---------|-----|
| 12/2/40 | Kalamazoo | 48-29 | W |
| 12/7/40 | Michigan | 14-42 | L |
| 12/21/40 | Ohio State | 46-38 | W |
| 12/23/40 | Iowa | 34-40 | L |
| 12/30/40 | Creighton | 29-37 | L |
| 12/31/40 | Creighton | 34-29 | W |
| 1/4/41 | Long Island | 31-26 | W |
| 1/6/41 | Temple | 37-35 | W |
| 1/10/41 | Marquette | 25-18 | W |
| 1/13/41 | Temple | 23-22 | W |
| 1/18/41 | West Virginia | 44-35 | W |
| 1/25/41 | Notre Dame | 39-46 | L |
| 2/8/41 | West Virginia | 31-40 | L |
| 2/12/41 | Michigan | 35-32 | W |
| 2/19/41 | Long Island | 23-24 | L |
| 2/22/41 | Marquette | 37-36 | W |
| 3/1/41 | Notre Dame | 44-35 | W |

1941-42

(15-6 Overall)

| DATE | OPPONENT | MSU-OPP | W/L |
|----------|---------------------|---------|-----|
| 12/2/41 | Fl. Custer Officers | 50-29 | W |
| 12/8/41 | Central Michigan | 29-23 | W |
| 12/13/41 | Michigan | 20-37 | L |
| 12/20/41 | South Carolina | 41-29 | W |
| 12/24/41 | Harvard | 39-28 | W |
| 12/27/41 | Syracuse | 33-31 | W |
| 12/29/41 | Rochester | 27-28 | L |
| 1/2/42 | Washington | 42-45 | L |
| 1/6/42 | Great Lakes N.T.S. | 33-31 | W |
| 1/10/42 | Western Reserve | 51-22 | W |
| 1/16/42 | Marquette | 51-40 | W |
| 1/22/42 | Cincinnati | 37-30 | W |
| 1/24/42 | Notre Dame | 49-52 | L |
| 1/26/42 | Butler | 40-39 | W |
| 1/31/42 | Detroit | 32-28 | W |
| 2/6/42 | Cincinnati | 36-30 | W |
| 2/7/42 | Butler | 36-38 | L |
| 2/11/42 | Michigan | 57-34 | W |
| 2/16/42 | Detroit | 37-39 | L |
| 2/21/42 | Marquette | 47-45 | W |
| 2/28/42 | Notre Dame | 46-43 | W |

1942-43

(2-14 Overall)

| DATE | OPPONENT | MSU-OPP | W/L |
|----------|--------------------|---------|-----|
| 12/7/42 | Michigan | 31-36 | L |
| 12/29/42 | Oregon State | 29-33 | L |
| 1/1/43 | Harvard | 28-31 | L |
| 1/4/43 | Michigan | 26-29 | L |
| 1/9/43 | Great Lakes N.T.S. | 34-38 | L |
| 1/11/43 | Marquette | 32-41 | L |
| 1/13/43 | Minnesota | 32-46 | L |
| 1/19/43 | Dearborn N.T.S. | 55-24 | W |
| 1/23/43 | DePaul | 37-45 | L |
| 1/29/43 | Camp Grant | 31-39 | L |
| 2/4/43 | Romulus A.A.B. | 69-27 | W |
| 2/6/43 | Notre Dame | 34-45 | L |
| 2/11/43 | Great Lakes N.T.S. | 39-56 | L |
| 2/15/43 | Marquette | 36-47 | L |
| 2/20/43 | Camp Grant | 31-43 | L |
| 2/27/43 | Notre Dame | 42-45 | L |

1943-44

Season suspended because of World War II

1944-45

(9-7 Overall)

| DATE | OPPONENT | MSU-OPP | W/L |
|----------|------------------|---------|-----|
| 12/2/44 | Drake | 44-36 | W |
| 12/9/44 | Ohio State | 31-58 | L |
| 12/28/44 | Ohio State | 31-67 | L |
| 12/30/44 | Iowa | 29-66 | L |
| 1/6/45 | Cincinnati | 37-39 | L |
| 1/8/45 | Albion | 72-36 | W |
| 1/12/45 | Cincinnati | 50-54 | L |
| 1/13/45 | Kentucky | 35-66 | L |
| 1/18/45 | Eastern Michigan | 75-31 | W |
| 1/20/45 | Wayne State | 47-38 | W |
| 1/22/45 | Albion | 58-38 | W |
| 1/27/45 | *Temple | 47-64 | L |
| 2/5/45 | Kentucky | 66-50 | W |
| 2/14/45 | Detroit | 53-29 | W |
| 2/19/45 | Kalamazoo | 81-26 | W |
| 2/24/45 | Detroit | 62-38 | W |

* at Buffalo, N.Y.

1945-46

(12-9 Overall)

| DATE | OPPONENT | MSU-OPP | W/L |
|----------|--------------------|---------|-----|
| 12/1/45 | Michigan | 39-47 | L |
| 12/5/45 | Great Lakes N.T.S. | 49-53 | L |
| 12/24/45 | Minnesota | 50-48 | W |
| 12/27/45 | Ohio State | 42-62 | L |
| 1/2/46 | Syracuse | 76-48 | W |
| 1/5/46 | Cincinnati | 69-38 | W |
| 1/7/46 | Michigan | 49-36 | W |
| 1/12/46 | Kentucky | 44-55 | L |
| 1/15/46 | Wayne State | 43-37 | W |
| 1/18/46 | DePaul | 52-58 | L |
| 1/23/46 | Detroit | 40-38 | W |
| 1/31/46 | Notre Dame | 57-62 | L |
| 2/2/46 | Kentucky | 51-59 | L |
| 2/4/46 | Cincinnati | 69-39 | W |
| 2/7/46 | Wayne State | 46-45 | W |
| 2/9/46 | Detroit | 58-46 | W |
| 2/11/46 | Great Lakes N.T.S. | 58-59 | W |
| 2/16/46 | Ohio State | 64-41 | W |
| 2/20/46 | Notre Dame | 54-56 | L |
| 2/23/46 | Wisconsin | 59-48 | W |
| 3/1/46 | Wisconsin | 56-52 | W |

1946-47

(11-10 Overall)

| DATE | OPPONENT | MSU-OPP | W/L |
|----------|----------------|---------|------|
| 12/7/46 | Michigan | 29-51 | L |
| 12/20/46 | Stanford | 57-45 | W |
| 12/28/46 | Wayne State | 52-25 | W |
| 12/31/46 | Syracuse | 61-57 | ot W |
| 1/2/47 | Arizona | 43-45 | L |
| 1/4/47 | Georgia Tech | 62-52 | W |
| 1/6/47 | Marquette | 53-51 | W |
| 1/11/47 | Detroit | 52-44 | W |
| 1/14/47 | Notre Dame | 56-74 | L |
| 1/18/47 | Minnesota | 59-73 | L |
| 1/20/47 | Wisconsin | 48-58 | L |
| 1/25/47 | DePaul | 45-52 | L |
| 1/27/47 | Kentucky | 36-86 | L |
| 2/1/47 | Wayne State | 49-36 | W |
| 2/3/47 | Marquette | 56-55 | W |
| 2/8/47 | Notre Dame | 54-70 | L |
| 2/11/47 | Virginia | 51-46 | W |
| 2/15/47 | Ohio State | 46-58 | W |
| 2/19/47 | Detroit | 55-48 | W |
| 2/22/47 | Boston College | 70-49 | W |
| 3/1/47 | Michigan | 47-59 | L |

1947-48

(12-10 Overall)

| DATE | OPPONENT | MSU-OPP | W/L |
|----------|-------------------|---------|------|
| 12/18/47 | Michigan | 43-38 | W |
| 12/20/47 | Purdue | 48-50 | L |
| 12/23/47 | Indiana | 64-60 | W |
| 12/27/47 | Wayne State | 57-55 | W |
| 12/29/47 | Harvard | 53-47 | ot W |
| 1/3/48 | Wash. (St. Louis) | 46-45 | W |
| 1/5/48 | Missouri | 44-46 | L |
| 1/10/48 | Kentucky | 45-47 | L |
| 1/13/48 | Marquette | 57-54 | W |
| 1/17/48 | Western Reserve | 65-57 | W |
| 1/20/48 | Detroit | 52-34 | W |
| 1/24/48 | DePaul | 42-52 | L |
| 1/26/48 | Detroit | 66-31 | W |
| 1/31/48 | Minnesota | 63-69 | L |
| 2/3/48 | DePaul | 49-63 | L |
| 2/9/48 | Wisconsin | 39-51 | L |
| 2/14/48 | Marquette | 53-48 | W |
| 2/17/48 | Notre Dame | 44-51 | L |
| 2/21/48 | Ohio State | 50-72 | L |
| 2/24/48 | Notre Dame | 54-50 | W |
| 2/28/48 | Wayne State | 63-49 | W |
| 3/6/48 | Michigan | 28-69 | L |

1948-49

(9-12 Overall)

| DATE | OPPONENT | MSU-OPP | W/L |
|----------|-------------------|---------|-------|
| 11/27/48 | Alma | 46-33 | W |
| 11/27/48 | Hillsdale | 53-43 | W |
| 12/4/48 | Michigan | 33-66 | L |
| 12/6/48 | Indiana | 36-48 | L |
| 12/18/48 | Iowa | 49-43 | W |
| 12/20/48 | Cornell | 45-56 | L |
| 12/29/48 | Mississippi State | 74-28 | W |
| 1/7/49 | Marquette | 48-68 | L |
| 1/10/49 | Detroit | 66-49 | W |
| 1/14/49 | Western Reserve | 44-43 | W |
| 1/17/49 | Detroit | 34-35 | L |
| 1/22/49 | Wayne State | 37-35 | 2ot W |
| 1/27/49 | Wayne State | 63-48 | W |
| 1/31/49 | Michigan | 38-49 | L |
| 2/3/49 | Notre Dame | 47-63 | L |
| 2/5/49 | Marquette | 42-59 | L |
| 2/12/49 | Purdue | 48-66 | L |
| 2/19/49 | Virginia | 62-43 | W |
| 2/21/49 | Minnesota (-/6) | 47-57 | L |
| 2/23/49 | Notre Dame | 41-43 | L |
| 2/28/49 | Ohio State (-/18) | 51-70 | L |



YEAR-BY-YEAR RESULTS

SPARTANS

**ALTON
KIRCHER****1949-50 * 4-18 (.182)**

Alton Kircher took over as head coach for Ben VanAlstyne after six seasons as an assistant. He coached for only one season, posting a 4-18 mark. Kircher was one of MSC's greatest all-around athletes, serving as the starting quarterback on the football team, captain of the basketball team and playing on the baseball team. He would later coach at Washington State.

1949-50*(4-18 Overall)*

| DATE | OPPONENT | MSU-OPP | W/L |
|----------|-----------------|---------|-----|
| 12/3/49 | Michigan | 49-52 | L |
| 12/5/49 | Iowa | 53-73 | L |
| 12/10/49 | Indiana | 58-73 | L |
| 12/17/49 | Missouri | 54-73 | L |
| 12/22/49 | Georgia Tech | 60-68 | L |
| 12/23/49 | Northwestern | 46-68 | L |
| 12/28/49 | *Harvard | 57-68 | L |
| 12/29/49 | *Cornell | 61-54 | W |
| 1/2/50 | Indiana | 50-60 | L |
| 1/7/50 | Notre Dame | 65-76 | L |
| 1/9/50 | Detroit | 55-66 | L |
| 1/13/50 | Marquette | 81-64 | W |
| 1/18/50 | Notre Dame | 65-71 | L |
| 1/23/50 | Minnesota (-16) | 56-73 | L |
| 1/28/50 | Western Reserve | 54-57 | L |
| 2/4/50 | Purdue | 53-69 | L |
| 2/6/50 | Wisconsin (-17) | 47-66 | L |
| 2/11/50 | Ohio State (-4) | 43-87 | L |
| 2/14/50 | Detroit | 57-54 | W |
| 2/17/50 | Wayne State | 68-44 | W |
| 2/20/50 | Michigan | 53-70 | L |
| 2/25/50 | Marquette | 58-75 | L |

* Holiday Tournament (East Lansing)

**PETE
NEWELL****1950-54 * 45-42 (.517)**

Pete Newell took over in 1950 with the challenge of leading the Spartans into the Big Ten. In Newell's first season, he led the Spartans to a victory in their first Big Ten game, a 67-62 win over Northwestern. Newell came to MSC from San Francisco where he led his 1949 squad to an NIT title. His 1951-52 MSU squad was the first ranked Spartan team and also registered a win over No. 14 Notre Dame, the first win over a ranked opponent in school history. One of his biggest wins was a 1952 defeat of No. 2-ranked Kansas State. After four seasons, Newell left to coach the University of California, where he won a national title in 1959. He led a group of college all-stars to the gold medal in the 1960 Rome Olympics, becoming the first coach to win NIT, NCAA and Olympic Championships. In 1979 he was inducted into the Basketball Hall of Fame. He passed away in 2008 at the age of 93.

1950-51*(10-11 Overall; 5-9 - 7th Big Ten)*

| DATE | OPPONENT | MSU-OPP | W/L |
|----------|---------------|---------|------|
| 12/2/50 | Wayne State | 51-50 | W |
| 12/5/50 | Detroit | 45-31 | W |
| 12/19/50 | Marquette | 74-42 | W |
| 12/29/50 | *Penn State | 51-44 | W |
| 12/30/50 | *Princeton | 46-52 | L |
| 1/6/51 | #Northwestern | 67-62 | W |
| 1/8/51 | Wisconsin | 52-53 | L |
| 1/13/51 | Indiana | 37-47 | L |
| 1/15/51 | Iowa | 42-46 | L |
| 1/20/51 | Michigan | 49-36 | W |
| 1/25/51 | Notre Dame | 60-43 | W |
| 1/27/51 | Ohio State | 49-58 | L |
| 1/29/51 | Purdue | 55-59 | ot L |
| 2/5/51 | Minnesota | 50-44 | W |
| 2/12/51 | Northwestern | 52-48 | W |
| 2/17/51 | Michigan | 43-32 | W |
| 2/19/51 | Notre Dame | 46-56 | L |
| 2/24/51 | Wisconsin | 29-35 | L |
| 2/26/51 | Minnesota | 39-56 | L |
| 3/3/51 | Iowa | 52-65 | L |
| 3/5/51 | Illinois (-6) | 43-49 | L |

* Holiday Tournament (East Lansing)
First Big Ten game for MSU**1951-52***(13-9 Overall; 6-8 - T-5th Big Ten)*

| DATE | OPPONENT | MSU-OPP | W/L |
|----------|---------------------|---------|-----|
| 12/1/51 | Wayne State | 52-43 | W |
| 12/13/51 | Denver | 50-48 | W |
| 12/15/51 | Marquette | 53-47 | W |
| 12/18/51 | Detroit | 52-47 | W |
| 12/28/51 | *Dartmouth | 47-42 | W |
| 12/29/51 | *Princeton | 52-46 | W |
| 1/2/52 | Notre Dame (20/14) | 66-52 | W |
| 1/5/52 | Iowa (20/-) | 60-61 | L |
| 1/7/52 | Northwestern (20/-) | 82-49 | W |
| 1/12/52 | Minnesota (19/-) | 49-55 | L |
| 1/15/52 | Notre Dame | 48-56 | L |
| 1/19/52 | Michigan | 36-50 | L |
| 1/21/52 | Wisconsin | 50-39 | W |
| 1/26/52 | Purdue | 56-47 | W |
| 2/2/52 | Northwestern | 76-86 | L |
| 2/9/52 | Ohio State | 70-52 | W |
| 2/11/52 | Illinois | 62-84 | L |
| 2/16/52 | Wisconsin | 57-55 | W |
| 2/18/52 | Minnesota | 58-60 | L |
| 2/25/52 | Iowa | 52-64 | L |
| 3/1/52 | Michigan | 80-59 | W |
| 3/3/52 | Indiana | 67-70 | L |

* Holiday Tournament (East Lansing)

1952-53*(13-9 Overall; 11-7 - T-3rd Big Ten)*

| DATE | OPPONENT | MSU-OPP | W/L |
|----------|--------------------|---------|-----|
| 12/6/52 | Marquette | 62-51 | W |
| 12/19/52 | *UCLA (-12) | 55-60 | L |
| 12/20/52 | *Kansas State (-2) | 80-63 | W |
| 12/27/52 | Northwestern | 52-47 | W |
| 12/30/52 | Minnesota (-9) | 47-64 | L |
| 1/3/53 | Ohio State | 68-57 | W |
| 1/5/53 | Indiana (-12) | 62-69 | L |
| 1/10/53 | Iowa | 68-61 | W |
| 1/17/53 | Michigan | 66-64 | W |
| 1/19/53 | Illinois (-4) | 64-76 | L |
| 1/24/53 | Northwestern | 76-63 | W |
| 1/31/53 | Minnesota | 64-60 | W |

| | | | |
|---------|-----------------|-------|---|
| 2/7/53 | Ohio State | 62-73 | L |
| 2/9/53 | Iowa | 60-48 | W |
| 2/14/53 | Indiana (-2) | 50-65 | L |
| 2/16/53 | Notre Dame | 64-72 | L |
| 2/21/53 | Purdue | 68-57 | W |
| 2/23/53 | Wisconsin | 53-45 | W |
| 2/28/53 | Purdue | 77-72 | W |
| 3/2/53 | Illinois (-/10) | 53-66 | L |
| 3/7/53 | Michigan | 55-52 | W |
| 3/9/53 | Wisconsin | 51-58 | L |

* Holiday Tournament (East Lansing)

1953-54*(9-13 Overall; 4-10 - 8th Big Ten)*

| DATE | OPPONENT | MSU-OPP | W/L |
|----------|----------------|---------|-----|
| 12/5/53 | Creighton | 88-51 | W |
| 12/17/53 | Marquette | 65-60 | W |
| 12/19/53 | USC | 81-63 | W |
| 12/22/53 | Pittsburgh | 83-51 | W |
| 12/30/53 | USC | 73-75 | L |
| 12/31/53 | UCLA (-/14) | 57-67 | L |
| 1/4/54 | Iowa | 63-73 | L |
| 1/5/54 | Kansas State | 78-63 | W |
| 1/9/54 | Illinois (-15) | 60-59 | W |
| 1/16/54 | Michigan | 62-64 | L |
| 1/18/54 | Wisconsin | 53-57 | L |
| 1/23/54 | Ohio State | 83-76 | W |
| 1/30/54 | Minnesota (-8) | 71-79 | L |
| 2/1/54 | Northwestern | 65-62 | W |
| 2/6/54 | Indiana (-3) | 74-79 | L |
| 2/9/54 | Notre Dame | 71-74 | L |
| 2/13/54 | Purdue | 50-64 | L |
| 2/20/54 | Indiana (-3) | 61-63 | L |
| 2/22/54 | Northwestern | 71-80 | L |
| 2/27/54 | Iowa (-20) | 48-60 | L |
| 3/1/54 | Wisconsin | 56-79 | L |
| 3/6/54 | Michigan | 76-61 | W |

**FORREST
ANDERSON****1954-65
125-124 (.502)**

Forrest Anderson led MSU to its first two Big Ten titles in 1956-57 and 1958-59. Anderson starred at Stanford, earning a spot in the school's Hall of Fame. He coached at Drake and Bradley before coming to MSC. From 1954-59, he led the Spartans to a record of 77-38, 46-24 in the Big Ten, including two conference championships, led by stars like Julius McCoy, Johnny Green, Jack Quiggle, and Horace Walker. In 1957, he led MSU to its first Final Four appearance, beating powerhouse Kentucky along the way. Two years later, he led the Spartans to the Midwest Regional Finals. His 1963-64 squad set school records for highest scoring average, most 100-point games and second-highest scoring game, a 118-100 victory over Oklahoma. When Anderson's stint at MSU came to an end in 1965, he became a scout in the NBA. Anderson holds the distinction of being the first coach in NCAA history to take two different teams to the Final Four.



YEAR-BY-YEAR RESULTS

1954-55

(13-9 Overall; 8-5 - 4th Big Ten)

| DATE | OPPONENT | MSU-OPP | W/L |
|----------|-------------------|---------|-----|
| 12/1/54 | Marquette | 91-72 | W |
| 12/4/54 | Detroit | 78-84 | L |
| 12/17/54 | Princeton | 79-67 | W |
| 12/18/54 | Pennsylvania | 67-73 | L |
| 12/22/54 | DePaul | 75-76 | L |
| 12/30/54 | Penn State | 85-74 | W |
| 1/3/55 | Ohio State (-/20) | 76-83 | L |
| 1/8/55 | Wisconsin | 94-77 | W |
| 1/10/55 | Iowa (-/14) | 81-94 | L |
| 1/15/55 | Michigan | 84-82 | L |
| 1/17/55 | Indiana | 79-88 | L |
| 1/22/55 | Minnesota (-/14) | 87-75 | W |
| 1/29/55 | DePaul | 88-72 | W |
| 1/31/55 | Purdue | 79-72 | W |
| 2/5/55 | Wisconsin | 73-70 | W |
| 2/7/55 | Notre Dame | 93-79 | W |
| 2/12/55 | Northwestern | 54-56 | L |
| 2/14/55 | Illinois (-/10) | 72-90 | L |
| 2/19/55 | Iowa (-/15) | 69-78 | L |
| 2/21/55 | Northwestern | 71-69 | W |
| 2/28/55 | Indiana | 93-77 | W |
| 3/5/55 | Michigan | 83-68 | W |

1955-56

(13-9 Overall; 7-7 - 5th Big Ten)

| DATE | OPPONENT | MSU-OPP | W/L |
|----------|-----------------------|---------|-----|
| 12/13/55 | Southern Illinois | 99-71 | W |
| 12/17/55 | Pittsburgh | 82-81 | W |
| 12/21/55 | Notre Dame | 84-78 | W |
| 12/23/55 | Wyoming | 72-62 | W |
| 12/29/55 | *Maryland (16/-) | 95-75 | W |
| 12/30/55 | *George Wash. (16/12) | 62-65 | L |
| 1/2/56 | Illinois (16/9) | 65-73 | L |
| 1/7/56 | Iowa (20/-) | 65-64 | W |
| 1/14/56 | Purdue | 62-66 | L |
| 1/16/56 | Indiana (-/12) | 70-79 | L |
| 1/21/56 | Minnesota | 80-69 | W |
| 1/28/56 | Ohio State | 94-91 | W |
| 2/1/56 | Detroit | 85-78 | W |
| 2/6/56 | Michigan | 86-76 | W |
| 2/8/56 | Marquette | 81-90 | L |
| 2/13/56 | Minnesota | 73-77 | L |
| 2/18/56 | Illinois (-/3) | 76-96 | L |
| 2/20/56 | Northwestern | 96-93 | W |
| 2/25/56 | Purdue | 56-63 | L |
| 2/27/56 | Wisconsin | 89-82 | W |
| 3/3/56 | Ohio State | 84-96 | L |
| 3/5/56 | Michigan | 76-75 | W |

* Maryland Tournament (College Park, Md. - 2nd Place)

1956-57

NCAA FINAL FOUR
BIG TEN CHAMPIONS

#1 AP/#7 UPI

(16-10 Overall; 10-4 - 1st Big Ten)

| DATE | OPPONENT | MSU-OPP | W/L |
|----------|-------------------------|---------|-------|
| 12/11/56 | Iowa State | 53-60 | L |
| 12/8/56 | Brigham Young | 79-61 | W |
| 12/17/56 | Butler | 79-83 | L |
| 12/22/56 | Marquette | 92-65 | W |
| 12/27/56 | *Nebraska | 79-65 | W |
| 12/28/56 | *Colorado | 87-90 | L |
| 12/29/56 | *Oklahoma | 76-74 | W |
| 1/5/57 | Purdue | 71-72 | L |
| 1/7/57 | Michigan | 69-70 | L |
| 1/15/57 | Notre Dame | 76-86 | L |
| 1/19/57 | Ohio State (-/17) | 51-70 | L |
| 1/26/57 | Minnesota | 72-59 | W |
| 1/28/57 | Ohio State (-/12) | 73-64 | W |
| 2/2/57 | Northwestern | 77-63 | W |
| 2/9/57 | Illinois (-/15) | 70-64 | W |
| 2/11/57 | Purdue (-/17) | 68-66 | W |
| 2/16/57 | Iowa | 77-67 | W |
| 2/18/57 | Illinois (-/16) | 89-83 | W |
| 2/23/57 | Minnesota | 70-65 | W |
| 2/25/57 | Wisconsin | 78-62 | W |
| 3/2/57 | Indiana (-/10) | 76-61 | W |
| 3/4/57 | Michigan | 72-81 | L |
| 3/15/57 | **Notre Dame (11/17) | 85-83 | W |
| 3/16/57 | **Kentucky (11/3) | 80-68 | W |
| 3/22/57 | ***N. Carolina (11/1) | 60-74 | 3ot L |
| 3/23/57 | ***San Francisco (11/-) | 60-67 | L |

* Big Seven Classic (Kansas City, Mo. - 3rd place)

** NCAA Tournament (Lexington, Ky.)

*** NCAA Final Four (Kansas City, Mo.)

1957-58

(16-6 Overall; 9-5 - 3rd Big Ten)

| DATE | OPPONENT | MSU-OPP | W/L |
|----------|---------------------|---------|-----|
| 12/2/57 | Butler (7/-) | 74-55 | W |
| 12/6/57 | Detroit (7/-) | 71-59 | W |
| 12/14/57 | Colorado (9/-) | 84-44 | W |
| 12/21/57 | Notre Dame (8/-) | 79-72 | W |
| 12/23/57 | Iowa State (8/-) | 57-51 | W |
| 12/27/57 | *UCLA (8/-) | 63-61 | W |
| 12/28/57 | *USC (8/-) | 77-67 | W |
| 12/30/57 | Washington (8/-) | 69-71 | L |
| 1/4/58 | Ohio State (8/-) | 56-70 | L |
| 1/11/58 | Purdue (14/-) | 84-75 | W |
| 1/18/58 | Northwestern (18/-) | 83-78 | W |
| 1/20/58 | Wisconsin (18/-) | 52-66 | L |
| 1/25/58 | Northwestern (15/-) | 74-60 | W |
| 2/1/58 | Minnesota (15/-) | 88-64 | W |
| 2/8/58 | Indiana (15/-) | 79-82 | L |
| 2/10/58 | Iowa (15/-) | 90-84 | W |
| 2/15/58 | Illinois (19/-) | 69-56 | W |
| 2/17/58 | Michigan (19/-) | 79-69 | W |
| 2/22/58 | Wisconsin (12/-) | 93-59 | W |
| 2/24/58 | Purdue (12/-) | 70-72 | L |
| 3/1/58 | Iowa (15/-) | 83-65 | W |
| 3/8/58 | Indiana (12/-) | 72-75 | L |

* Holiday Tournament (Los Angeles, Calif.)

1958-59

NCAA TOURNAMENT
BIG TEN CHAMPIONS

#1 AP/#3 UPI

(19-4 Overall; 12-2 - 1st Big Ten)

| DATE | OPPONENT | MSU-OPP | W/L |
|----------|------------------------|---------|-----|
| 12/6/58 | Detroit (15/-) | 88-51 | W |
| 12/8/58 | Butler (15/-) | 72-46 | W |
| 12/17/58 | Notre Dame (11/-) | 74-56 | W |
| 12/20/58 | Nebraska (11/-) | 80-55 | W |
| 12/29/58 | *Duke (9/-) | 82-57 | W |
| 12/30/58 | *North Carolina (7/4) | 75-58 | W |
| 12/31/58 | *N. Carolina St. (7/5) | 61-70 | L |
| 1/3/59 | Indiana (7/-) | 79-77 | W |
| 1/5/59 | Iowa (7/-) | 68-80 | L |
| 1/10/59 | Illinois (5/20) | 97-96 | W |
| 1/17/59 | MSU Alumni | 63-56 | W |
| 1/19/59 | Ohio State (8/-) | 92-77 | W |
| 1/24/59 | Minnesota (8/-) | 82-76 | W |
| 1/31/59 | Northwestern (8/-) | 81-72 | W |
| 2/2/59 | Wisconsin (8/-) | 88-57 | W |
| 2/7/59 | Purdue (7/-) | 81-85 | L |
| 2/14/59 | Michigan (12/-) | 103-91 | W |
| 2/16/59 | Northwestern (12/-) | 71-68 | W |
| 2/21/59 | Purdue (9/20) | 94-87 | W |
| 2/28/59 | Indiana (8/-) | 86-82 | W |
| 3/2/59 | Wisconsin (6/-) | 93-73 | W |
| 3/7/59 | Iowa (6/-) | 84-74 | W |
| 3/13/59 | **Marquette (7/20) | 74-69 | W |
| 3/14/59 | **Louisville (7/-) | 81-88 | L |

* Dixie Classic (Raleigh, N.C. - 2nd place)

** NCAA Tournament (Raleigh, N.C.)

1959-60

(10-11 Overall; 5-9 - 8th Big Ten)

| DATE | OPPONENT | MSU-OPP | W/L |
|----------|----------------------|---------|-----|
| 12/3/59 | Bowling Green (11/-) | 96-67 | W |
| 12/5/59 | Notre Dame (11/-) | 61-56 | W |
| 12/17/59 | Nebraska (11/-) | 82-80 | W |
| 12/19/59 | Wyoming (11/-) | 82-72 | W |
| 12/21/59 | Brigham Young (11/-) | 75-79 | L |
| 12/23/59 | California (11/4) | 60-71 | L |
| 12/28/59 | Butler (11/-) | 85-80 | W |
| 1/2/60 | Wisconsin | 91-79 | W |
| 1/9/60 | Michigan | 89-58 | W |
| 1/11/60 | Iowa | 79-92 | L |
| 1/16/60 | Illinois (-/14) | 88-96 | L |
| 1/23/60 | Iowa (-/15) | 90-80 | W |
| 1/30/60 | Ohio State (-/5) | 79-111 | L |
| 2/1/60 | Minnesota | 84-63 | W |
| 2/6/60 | Purdue | 65-68 | L |
| 2/8/60 | Illinois (-/19) | 78-77 | W |
| 2/13/60 | Minnesota | 73-82 | L |
| 2/20/60 | Ohio State (-/4) | 83-84 | L |
| 2/22/60 | Northwestern | 69-71 | L |
| 2/27/60 | Michigan | 65-72 | L |
| 3/5/60 | Indiana (-/12) | 80-86 | L |



YEAR-BY-YEAR RESULTS

SPARTANS

1960-61

(7-17 Overall; 3-11 - 9th Big Ten)

| DATE | OPPONENT | MSU-OPP | W/L |
|----------|---------------------|---------|-----|
| 12/3/60 | Butler | 77-71 | W |
| 12/5/60 | Bowling Green | 70-67 | W |
| 12/16/60 | Kansas (-/16) | 69-93 | L |
| 12/17/60 | Kansas State (-/20) | 82-104 | L |
| 12/22/60 | Iowa State | 92-81 | W |
| 12/28/60 | *UCLA (-/16) | 61-98 | L |
| 12/29/60 | *Stanford | 80-81 | 2ot |
| 12/30/60 | *Minnesota | 77-83 | L |
| 1/7/61 | Wisconsin | 71-74 | L |
| 1/9/61 | Indiana | 55-79 | L |
| 1/14/61 | Iowa (-/6) | 72-86 | L |
| 1/16/61 | Michigan | 81-69 | W |
| 1/21/61 | Northwestern | 62-77 | L |
| 1/23/61 | Minnesota | 70-89 | L |
| 1/30/61 | Illinois | 92-93 | L |
| 2/4/61 | Northern Michigan | 71-79 | L |
| 2/5/61 | Notre Dame | 89-74 | W |
| 2/11/61 | Ohio State (-/1) | 62-83 | L |
| 2/13/61 | Michigan | 67-78 | L |
| 2/18/61 | Minnesota | 72-75 | L |
| 2/20/61 | Illinois | 90-80 | W |
| 2/25/61 | Purdue | 74-85 | L |
| 3/4/61 | Ohio State (-/1) | 83-91 | L |
| 3/6/61 | Iowa (-/6) | 74-64 | W |

* Los Angeles Classic (Los Angeles, Calif. - 8th place)

1961-62

(8-14 Overall; 3-11 - T-9th Big Ten)

| DATE | OPPONENT | MSU-OPP | W/L |
|----------|-------------------|---------|-----|
| 12/2/61 | Northern Michigan | 75-59 | W |
| 12/9/61 | Tulsa | 90-70 | W |
| 12/16/61 | Notre Dame | 72-73 | L |
| 12/18/61 | South Carolina | 99-91 | W |
| 12/23/61 | Butler | 77-72 | W |
| 12/28/61 | *Oregon | 59-71 | L |
| 12/29/61 | *Portland | 74-60 | W |
| 12/30/61 | *California | 72-85 | L |
| 1/6/62 | Indiana | 71-76 | L |
| 1/8/62 | Wisconsin | 78-83 | L |
| 1/13/62 | Illinois | 65-66 | L |
| 1/15/62 | Purdue | 74-89 | L |
| 1/20/62 | Michigan | 80-74 | W |
| 1/22/62 | Minnesota | 84-79 | W |
| 1/27/62 | Northwestern | 70-71 | L |
| 2/3/62 | Purdue | 64-86 | L |
| 2/10/62 | Wisconsin | 72-77 | L |
| 2/17/62 | Ohio State (-/1) | 72-80 | L |
| 2/19/62 | Iowa | 51-59 | L |
| 2/24/62 | Indiana | 97-85 | W |
| 2/26/62 | Northwestern | 64-71 | L |
| 3/3/62 | Minnesota | 91-98 | L |

* Far West Classic (Portland, Ore. - 6th place)

1962-63

(4-16 Overall; 3-11 - 9th Big Ten)

| DATE | OPPONENT | MSU-OPP | W/L |
|----------|--------------|---------|-----|
| 12/1/62 | Kansas State | 56-66 | L |
| 12/4/62 | Notre Dame | 85-92 | L |
| 12/8/62 | Kansas | 81-62 | W |
| 12/19/62 | Wichita | 69-80 | L |
| 12/21/62 | Utah | 79-88 | L |
| 12/22/62 | Utah State | 87-102 | L |
| 1/5/63 | Indiana | 84-96 | L |
| 1/12/63 | Wisconsin | 75-68 | W |

| | | | |
|---------|------------------|--------|----|
| 1/19/63 | Northwestern | 80-68 | W |
| 1/21/63 | Iowa | 59-60 | L |
| 1/26/63 | Minnesota | 61-59 | W |
| 2/2/63 | Michigan | 71-72 | L |
| 2/4/63 | Purdue | 81-103 | L |
| 2/9/63 | Illinois (-/4) | 86-91 | L |
| 2/16/63 | Minnesota | 70-75 | L |
| 2/18/63 | Ohio State (-/8) | 77-87 | L |
| 2/23/63 | Indiana | 94-113 | L |
| 3/2/63 | Wisconsin | 89-92 | ot |
| 3/4/63 | Purdue | 93-94 | L |
| 3/9/63 | Northwestern | 83-100 | L |

1963-64

(14-10 Overall; 8-6 - T-4th Big Ten)

| DATE | OPPONENT | MSU-OPP | W/L |
|----------|-------------------|---------|-----|
| 11/30/63 | Northern Michigan | 109-86 | W |
| 12/4/63 | Western Michigan | 101-100 | W |
| 12/7/63 | Bowling Green St. | 104-81 | W |
| 12/14/63 | Pennsylvania | 87-75 | W |
| 12/18/63 | Tulsa | 88-89 | L |
| 12/20/63 | *California | 68-78 | L |
| 12/21/63 | *Oklahoma | 118-100 | W |
| 12/23/63 | Brigham Young | 90-95 | L |
| 12/28/63 | Butler | 76-65 | W |
| 1/4/64 | Illinois | 66-87 | L |
| 1/6/64 | Wisconsin | 106-90 | W |
| 1/11/64 | Indiana | 107-103 | W |
| 1/14/64 | Minnesota | 82-103 | L |
| 1/18/64 | Notre Dame | 80-95 | L |
| 1/25/64 | Michigan (-/2) | 77-91 | L |
| 1/27/64 | Ohio State | 102-99 | W |
| 2/1/64 | Michigan (-/2) | 79-95 | L |
| 2/3/64 | Purdue | 98-101 | L |
| 2/8/64 | Northwestern | 86-93 | L |
| 2/15/64 | Iowa | 107-82 | W |
| 2/17/64 | Illinois | 85-82 | W |
| 2/22/64 | Iowa | 107-89 | W |
| 2/29/64 | Northwestern | 107-97 | W |
| 3/7/64 | Ohio State | 81-80 | W |

* Sun Devil Classic (Tempe, Ariz. - 3rd place)

1964-65

(5-18 Overall; 1-13 - 10th Big Ten)

| DATE | OPPONENT | MSU-OPP | W/L |
|----------|-------------------|---------|-----|
| 12/3/64 | Northern Michigan | 82-76 | W |
| 12/5/64 | Western Michigan | 89-80 | W |
| 12/8/64 | Notre Dame | 93-100 | L |
| 12/12/64 | Drake | 75-91 | L |
| 12/19/64 | Butler | 89-90 | L |
| 12/22/64 | Loyola (La.) | 94-70 | W |
| 12/28/64 | *Utah | 96-98 | L |
| 12/29/64 | *USC | 69-100 | L |
| 1/30/64 | *Washington | 93-92 | W |
| 1/9/65 | Iowa | 78-85 | L |
| 1/16/65 | Iowa | 68-111 | L |
| 1/23/65 | Northwestern | 75-76 | L |
| 1/26/65 | Michigan (-/2) | 98-103 | ot |
| 1/30/65 | Northwestern | 75-77 | L |
| 2/6/65 | Minnesota | 79-88 | L |
| 2/8/65 | Indiana (-/7) | 94-112 | L |
| 2/13/65 | Michigan (-/1) | 83-98 | L |
| 2/20/65 | Illinois | 94-113 | L |
| 2/22/65 | Ohio State | 90-101 | L |
| 2/27/65 | Wisconsin | 89-99 | L |
| 3/1/65 | Purdue | 110-92 | W |
| 3/6/65 | Ohio State | 75-97 | L |
| 3/9/65 | Illinois | 89-121 | L |

* Los Angeles Classic (Los Angeles, Calif. - 7th place)



JOHN BENINGTON

1965-69 * 54-38 (.587)

John Benington was known as much for his kind-

ness as for helping return the Spartans to prominence. He starred at San Francisco under coach Pete Newell before following Newell to MSC to become one of his assistant coaches. He stayed in that position for seven years, then went to Drake for two seasons and St. Louis for seven before returning to East Lansing to become the Spartan head coach in 1965. In his first season, he led MSU to a second-place Big Ten finish. The next season, he led the Spartans to a shared Big Ten title. Benington's career was cut short when he died of a heart attack after jogging at Jenison Field House in the summer of 1969. He was just 47.

1965-66

(15-7 Overall; 10-4 - 2nd Big Ten)

| DATE | OPPONENT | MSU-OPP | W/L |
|----------|------------------------|---------|-----|
| 12/4/65 | Western Michigan | 82-85 | L |
| 12/7/65 | Bowling Green | 84-59 | W |
| 12/9/65 | Butler | 75-56 | W |
| 12/11/65 | Notre Dame | 93-69 | W |
| 12/18/65 | St. Joseph (Pa.) (-/2) | 65-82 | L |
| 12/20/65 | Tulane | 80-61 | W |
| 12/22/65 | Drake | 61-50 | W |
| 12/27/65 | *Hawaiian Marines | 84-53 | W |
| 12/28/65 | *Tulsa | 67-78 | L |
| 12/30/65 | *Hawaiian Army | 97-69 | W |
| 1/8/66 | Minnesota | 85-65 | W |
| 1/10/66 | Purdue | 89-78 | W |
| 1/15/66 | Ohio State | 80-64 | W |
| 1/22/66 | Iowa | 76-90 | L |
| 1/24/66 | Purdue | 92-74 | W |
| 1/29/66 | Northwestern | 77-68 | W |
| 2/5/66 | Wisconsin | 79-65 | W |
| 2/12/66 | Minnesota | 71-81 | L |
| 2/19/66 | Wisconsin | 77-78 | L |
| 2/22/66 | Illinois | 68-66 | W |
| 2/26/66 | Indiana | 69-63 | L |
| 2/28/66 | Ohio State | 98-79 | W |
| 3/5/66 | Indiana | 76-86 | L |
| 3/7/66 | Michigan | 86-77 | W |

* Rainbow Classic (Honolulu, Hawaii - 3rd place)

1966-67

BIG TEN CHAMPIONS

(16-7 Overall; 10-4 - T-1st Big Ten)

| DATE | OPPONENT | MSU-OPP | W/L |
|----------|-----------------------|---------|-----|
| 12/1/66 | Western Michigan | 77-55 | W |
| 12/3/66 | Miami (Ohio) | 63-51 | W |
| 12/5/66 | South Dakota | 81-54 | W |
| 12/10/66 | Wichita State | 103-68 | W |
| 12/20/66 | *Loyola (La.) (5/-) | 70-74 | L |
| 12/21/66 | *Tulane (5/-) | 76-66 | W |
| 12/27/66 | +Villanova (10/-) | 63-66 | L |
| 12/28/66 | +Bowling Green (10/-) | 67-75 | L |
| 1/7/67 | Illinois | 76-74 | W |
| 1/14/67 | Iowa | 79-70 | W |
| 1/21/67 | Michigan | 59-81 | L |
| 1/28/67 | Wisconsin | 68-61 | W |



YEAR-BY-YEAR RESULTS

| | | | | |
|---------|--------------|-------|----|---|
| 2/1/67 | Notre Dame | 85-80 | ot | W |
| 2/6/67 | Indiana | 77-82 | L | |
| 2/11/67 | Purdue | 79-77 | W | |
| 2/13/67 | Indiana | 86-77 | W | |
| 2/18/67 | Minnesota | 67-66 | W | |
| 2/20/67 | Ohio State | 64-80 | L | |
| 2/25/67 | Wisconsin | 64-68 | L | |
| 2/27/67 | Ohio State | 74-63 | W | |
| 3/4/67 | Purdue | 75-71 | W | |
| 3/6/67 | Minnesota | 67-59 | W | |
| 3/11/67 | Northwestern | 79-66 | W | |

* Sugar Bowl Tournament (New Orleans, La. - 3rd place)

+ Quaker City Tournament (Philadelphia, Pa. - 7th place)

1967-68

(12-12 Overall; 6-8 - T-6th Big Ten)

| DATE | OPPONENT | MSU-OPP | W/L |
|----------|---------------------|---------|-----|
| 12/1/67 | Cal-State Fullerton | 80-49 | W |
| 12/12/67 | Western Michigan | 78-67 | W |
| 12/14/67 | Butler | 55-65 | L |
| 12/16/67 | Hardin-Simmons | 95-76 | W |
| 12/20/67 | Nebraska | 74-70 | W |
| 12/23/67 | Wichita | 80-90 | L |
| 12/29/67 | *Vanderbilt (-/9) | 63-73 | L |
| 12/30/67 | *Memphis State | 57-73 | L |
| 1/6/68 | Illinois | 56-66 | L |
| 1/13/68 | Michigan | 86-81 | W |
| 1/16/68 | Wisconsin | 68-70 | L |
| 1/20/68 | Northwestern | 75-62 | W |
| 1/23/68 | Iowa | 71-76 | L |
| 1/27/68 | Southern Illinois | 68-56 | W |
| 1/30/68 | Notre Dame | 89-68 | W |
| 2/3/68 | Michigan | 82-77 | W |
| 2/10/68 | Ohio State | 62-90 | L |
| 2/17/68 | Northwestern | 61-69 | L |
| 2/20/68 | Indiana | 75-70 | W |
| 2/24/68 | Wisconsin | 87-77 | W |
| 2/27/68 | Iowa | 58-76 | L |
| 3/2/68 | Minnesota | 68-75 | L |
| 3/5/68 | Purdue | 75-93 | L |
| 3/9/68 | Illinois | 62-59 | W |

* Sugar Bowl Tournament (New Orleans, La. - 4th place)

1968-69

(11-12 Overall; 6-8 - T-5th Big Ten)

| DATE | OPPONENT | MSU-OPP | W/L |
|----------|---------------------|---------|-----|
| 12/3/68 | S.W. Louisiana | 90-84 | W |
| 12/6/68 | Western Michigan | 86-71 | W |
| 12/7/68 | Toledo | 81-80 | W |
| 12/13/68 | Butler | 70-60 | W |
| 12/14/68 | #Western Kentucky | 63-67 | L |
| 12/16/68 | Nebraska | 59-73 | L |
| 12/27/68 | **St. John's | 51-61 | L |
| 12/28/68 | **Villanova (-/5) | 66-75 | L |
| 1/4/69 | Northwestern (-/19) | 71-85 | L |
| 1/7/69 | Wisconsin | 77-67 | W |
| 1/14/69 | Iowa | 76-77 | L |
| 1/18/69 | Northwestern (-/17) | 89-75 | W |
| 1/25/69 | Michigan | 70-75 | L |
| 2/1/69 | Indiana | 76-79 | L |
| 2/8/69 | Michigan | 86-82 | W |
| 2/11/69 | Notre Dame | 71-59 | W |
| 2/15/69 | Illinois (-/8) | 75-70 | W |
| 2/18/69 | Iowa | 78-60 | W |
| 2/22/69 | Wisconsin | 64-76 | L |
| 2/25/69 | Purdue (-/9) | 72-74 | L |
| 3/1/69 | Ohio State (-/14) | 85-72 | W |
| 3/4/69 | Illinois (-/20) | 57-71 | L |
| 3/8/69 | Minnesota | 65-78 | L |

played in Chicago

** ECAC Holiday Festival (New York, N.Y. - 7th place)



GUS GANAKAS

1969-76 * 89-84 (.514)

A Mount Morris, N.Y., native, Gus Ganakas has been

a Spartan since 1946 when he came to MSC as a student. After earning two degrees from MSC, he went on to coach at East Lansing H.S. before returning to Michigan State as an assistant coach in 1966 under coach John Benington. After Benington passed away in 1969, Ganakas was appointed head coach. His most successful seasons were in 1973-74 with a fourth-place Big Ten finish and 1974-75 with a 17-9 overall record, the second-highest victory total at the time. His coaching career came to an end in 1976, but he continued to be a part of the Michigan State Athletics Department, serving as an assistant A.D. and then as an aide to coach Tom Izzo. This season, Ganakas is in his 28th-straight season as a color commentator on MSU basketball radio broadcasts. Ganakas was also responsible for organizing the 1999 MSU Basketball Centennial Celebration.

1969-70

(9-15 Overall; 5-9 - T-6th Big Ten)

| DATE | OPPONENT | MSU-OPP | W/L |
|----------|-------------------|---------|-----|
| 12/1/69 | Eastern Kentucky | 89-85 | W |
| 12/6/69 | Toledo | 80-82 | L |
| 12/13/69 | Western Michigan | 86-71 | W |
| 12/17/69 | Butler | 60-81 | L |
| 12/19/69 | *Bradley | 89-87 | W |
| 12/20/69 | *Utah | 85-105 | L |
| 12/27/69 | **Oregon | 82-87 | L |
| 12/29/69 | **Illinois (-/15) | 77-86 | L |
| 12/30/69 | **Temple | 51-90 | L |
| 1/3/70 | Indiana | 85-84 | W |
| 1/10/70 | Northwestern | 98-93 | W |
| 1/17/70 | Minnesota | 78-85 | L |
| 1/20/70 | Notre Dame (-/20) | 85-82 | W |
| 1/24/70 | Michigan | 88-91 | L |
| 1/31/70 | Minnesota | 87-92 | L |
| 2/3/70 | Purdue | 86-105 | L |
| 2/7/70 | Wisconsin | 79-89 | L |
| 2/10/70 | Ohio State | 66-89 | L |
| 2/14/70 | Iowa (-/14) | 77-103 | L |
| 2/21/70 | Indiana | 78-66 | W |
| 2/24/70 | Illinois | 67-74 | L |
| 2/28/70 | Ohio State | 82-80 | W |
| 3/3/70 | Purdue | 98-101 | L |
| 3/7/70 | Illinois | 81-76 | W |

* Utah Classic (Salt Lake City, Utah - 2nd place)

** Far West Classic (Portland, Ore. - 8th place)

1970-71

(10-14 Overall; 4-10 - T-7th Big Ten)

| DATE | OPPONENT | MSU-OPP | W/L |
|----------|--------------------|----------|-----|
| 12/1/70 | Northern Illinois | 75-76 | L |
| 12/5/70 | Toledo | 72-62 ot | W |
| 12/12/70 | Western Michigan | 97-85 | W |
| 12/14/70 | Butler | 99-75 | W |
| 12/18/70 | *New Mexico | 73-69 | W |
| 12/19/70 | *Rutgers | 81-71 | W |
| 12/22/70 | Central Michigan | 85-74 | W |
| 12/29/70 | **USC (-/4) | 63-88 | L |
| 12/30/70 | **Tennessee (-/10) | 70-81 | L |

| | | | |
|---------|------------------|--------|---|
| 1/9/71 | Illinois | 61-89 | L |
| 1/12/71 | Iowa | 84-81 | W |
| 1/16/71 | Illinois | 67-69 | L |
| 1/26/71 | Notre Dame (-/7) | 80-104 | L |
| 1/30/71 | Ohio State | 82-70 | W |
| 2/6/71 | Ohio State | 76-87 | L |
| 2/9/71 | Indiana | 70-71 | L |
| 2/13/71 | Minnesota | 86-97 | L |
| 2/16/71 | Indiana | 76-90 | L |
| 2/20/71 | Wisconsin | 97-78 | W |
| 2/27/71 | Purdue | 70-100 | L |
| 3/2/71 | Purdue | 60-65 | L |
| 3/6/71 | Michigan | 63-88 | L |
| 3/8/71 | Minnesota | 73-71 | W |
| 3/13/71 | Northwestern | 67-85 | L |

* Lobo Invitational (Albuquerque, N.M. - 1st place)

** Trojan Invitational (Los Angeles, Calif. - 4th place)

1971-72

(13-11 Overall; 6-8 - T-5th Big Ten)

| DATE | OPPONENT | MSU-OPP | W/L |
|----------|------------------|---------|------|
| 12/1/71 | Missouri | 67-77 | L |
| 12/4/71 | South Alabama | 87-72 | W |
| 12/11/71 | Western Michigan | 66-65 | W |
| 12/13/71 | Kentucky (-/7) | 91-85 | W |
| 12/17/71 | *Colorado State | 67-63 | W |
| 12/18/71 | *Tennessee | 61-85 | L |
| 12/20/71 | Butler | 77-71 | W |
| 12/27/71 | **Texas A&M | 67-65 | W |
| 12/28/71 | **Houston | 73-106 | L |
| 1/8/72 | Michigan | 75-83 | L |
| 1/11/72 | Wisconsin | 83-76 | W |
| 1/18/72 | Northwestern | 69-76 | ot L |
| 1/22/72 | Minnesota (-/17) | 57-67 | L |
| 1/29/72 | Indiana | 83-73 | W |
| 2/1/72 | Notre Dame | 98-74 | W |
| 2/5/72 | Indiana | 69-83 | L |
| 2/8/72 | Illinois | 89-79 | W |
| 2/12/72 | Iowa | 100-91 | W |
| 2/19/72 | Purdue | 68-92 | L |
| 2/26/72 | Iowa | 98-102 | L |
| 2/29/72 | Wisconsin | 74-101 | L |
| 3/4/72 | Michigan (-/16) | 96-92 | W |
| 3/7/72 | Ohio State | 73-92 | L |
| 3/11/72 | Northwestern | 57-54 | W |

* Volunteer Classic (Knoxville, Tenn. - 2nd place)

** Bluebonnet Classic (Houston, Texas - 2nd place)

1972-73

(13-11 Overall; 6-8 - T-6th Big Ten)

| DATE | OPPONENT | MSU-OPP | W/L |
|----------|---------------------|---------|------|
| 11/28/72 | Toledo | 98-96 | W |
| 12/2/72 | Kentucky (-/8) | 66-75 | L |
| 12/9/72 | South Carolina | 64-83 | L |
| 12/16/72 | Western Michigan | 76-73 | W |
| 12/19/72 | Central Michigan | 96-74 | W |
| 12/29/72 | *Rochester | 103-61 | W |
| 12/30/72 | *Arizona State | 83-74 | W |
| 1/2/73 | **Mississippi State | 90-82 | W |
| 1/3/73 | **South Alabama | 86-78 | W |
| 1/6/73 | Northwestern | 90-77 | W |
| 1/13/73 | Michigan | 71-78 | L |
| 1/15/73 | Iowa | 76-74 | W |
| 1/20/73 | Wisconsin | 80-93 | L |
| 1/22/73 | Indiana (-/16) | 89-97 | L |
| 1/27/73 | Minnesota (-/8) | 77-93 | L |
| 2/3/73 | Iowa | 94-89 | W |
| 2/7/73 | Notre Dame | 72-85 | L |
| 2/10/73 | Michigan | 81-97 | L |
| 2/17/73 | Purdue | 84-88 | L |
| 2/19/73 | Indiana (-/11) | 65-75 | L |
| 2/24/73 | Illinois | 71-81 | L |
| 2/26/73 | Ohio State | 87-83 | W |
| 3/3/73 | Northwestern | 86-72 | W |
| 3/10/73 | Wisconsin | 79-78 | ot W |

* Kodak Classic (Rochester, N.Y. - 1st place)

** Senior Bowl Classic (Mobile, Ala. - 1st place)



YEAR-BY-YEAR RESULTS

SPARTANS

1973-74

(13-11 Overall; 8-6 - 4th Big Ten)

| DATE | OPPONENT | MSU-OPP | W/L |
|----------|-------------------|---------|------|
| 12/1/73 | Central Michigan | 78-70 | W |
| 12/8/73 | South Carolina | 63-74 | L |
| 12/10/73 | Eastern Michigan | 91-69 | W |
| 12/12/73 | Northern Michigan | 91-63 | W |
| 12/15/73 | Western Michigan | 85-76 | W |
| 12/18/73 | Toledo | 51-79 | L |
| 12/22/73 | Detroit | 71-73 | ot L |
| 12/28/73 | *Boston College | 81-94 | L |
| 12/29/73 | *Holy Cross | 97-85 | W |
| 1/5/74 | Purdue | 75-77 | L |
| 1/12/74 | Ohio State | 83-75 | W |
| 1/14/74 | Illinois | 90-82 | W |
| 1/19/74 | Michigan (-/14) | 82-84 | L |
| 1/21/74 | Iowa | 95-86 | W |
| 1/26/74 | Minnesota | 67-66 | W |
| 1/28/74 | Illinois | 93-82 | W |
| 2/2/74 | Purdue | 76-74 | W |
| 2/4/74 | Notre Dame (-/3) | 89-91 | L |
| 2/11/74 | Ohio State | 75-67 | ot W |
| 2/16/74 | Minnesota | 50-56 | L |
| 2/23/74 | Northwestern | 73-70 | W |
| 2/25/74 | Indiana (-/10) | 85-91 | L |
| 3/2/74 | Wisconsin | 80-87 | L |
| 3/17/74 | Michigan (-/16) | 87-103 | L |

* Maryland Tournament (College Park, Md. - 2nd Place)

1975-76

(14-13 Overall; 10-8 - 4th Big Ten)

| DATE | OPPONENT | MSU-OPP | W/L |
|----------|-----------------------|---------|------|
| 12/1/75 | Central Michigan | 69-61 | W |
| 12/8/75 | Eastern Michigan | 79-85 | L |
| 12/18/75 | Canisius | 83-68 | W |
| 12/13/75 | Western Michigan | 68-78 | L |
| 12/16/75 | Northern Michigan | 81-65 | W |
| 12/20/75 | N. Carolina St. (-/9) | 75-95 | L |
| 12/22/75 | Detroit | 82-85 | L |
| 12/29/75 | *Southern Miss. | 89-77 | W |
| 12/30/75 | *VCU | 75-80 | L |
| 1/3/76 | Wisconsin | 63-70 | L |
| 1/5/76 | Iowa | 105-88 | W |
| 1/8/76 | Northwestern | 89-105 | L |
| 1/10/76 | Ohio State | 92-82 | W |
| 1/12/76 | Indiana (-/1) | 57-69 | L |
| 1/17/76 | Michigan (-/16) | 63-66 | L |
| 1/24/76 | Illinois | 74-63 | W |
| 1/26/76 | Purdue | 66-65 | W |
| 1/31/76 | Minnesota | 75-63 | W |
| 2/2/76 | Northwestern | 91-71 | W |
| 2/7/76 | Ohio State | 83-82 | ot W |
| 2/9/76 | Indiana (-/1) | 70-85 | L |
| 2/14/76 | Michigan (-/16) | 64-81 | L |
| 2/21/76 | Illinois | 69-59 | W |
| 2/23/76 | Purdue | 89-76 | W |
| 2/28/76 | Minnesota | 61-71 | L |
| 3/1/76 | Iowa | 93-88 | W |
| 3/6/76 | Wisconsin | 82-86 | L |

*VCU Invitational (Richmond, Va. - 2nd place)

1976-77

(12-15 Overall; 9-9 - 5th Big Ten)

| DATE | OPPONENT | MSU-OPP | W/L |
|----------|----------------------|---------|-------|
| 11/29/76 | Central Michigan | 76-81 | L |
| 12/4/76 | Western Michigan | 73-74 | L |
| 12/6/76 | North Carolina (-/9) | 58-81 | L |
| 12/11/76 | Eastern Michigan | 54-52 | ot W |
| 12/15/76 | Detroit | 94-99 | L |
| 12/18/76 | Canisius | 82-59 | W |
| 12/20/76 | North Carolina St. | 78-60 | W |
| 12/29/76 | *Holy Cross | 61-70 | L |
| 12/30/76 | *Jacksonville | 63-65 | L |
| 1/6/77 | Wisconsin | 84-61 | W |
| 1/8/77 | Northwestern | 68-70 | L |
| 1/15/77 | Michigan (-/6) | 70-83 | L |
| 1/17/77 | Indiana | 61-60 | W |
| 1/20/77 | Illinois | 67-58 | W |
| 1/22/77 | Purdue (-/19) | 70-76 | L |
| 1/24/77 | Minnesota (-/11) | 70-75 | W(F) |
| 1/27/77 | Northwestern | 58-66 | L |
| 1/29/77 | Wisconsin | 83-87 | 3ot L |
| 2/5/77 | Indiana | 79-81 | L |
| 2/7/77 | Iowa | 79-87 | L |
| 2/12/77 | Ohio State | 71-57 | W |
| 2/17/77 | Minnesota (-/12) | 77-99 | W(F) |
| 2/19/77 | Iowa | 81-79 | W |
| 2/26/77 | Michigan (-/3) | 65-69 | ot L |
| 2/28/77 | Ohio State | 80-79 | W |
| 3/3/77 | Purdue | 69-78 | L |
| 3/5/77 | Illinois | 62-61 | W |

* Gator Bowl Tournament (Jacksonville, Fla. - 4th place)

1974-75

(17-9 Overall; 10-8 - 5th Big Ten)

| DATE | OPPONENT | MSU-OPP | W/L |
|----------|-------------------|---------|------|
| 12/2/74 | Central Michigan | 82-78 | W |
| 12/7/74 | Eastern Michigan | 92-60 | W |
| 12/14/74 | Western Michigan | 62-59 | W |
| 12/16/74 | Northern Michigan | 91-59 | W |
| 12/20/74 | *San Francisco | 86-78 | W |
| 12/21/74 | *Long Beach State | 62-74 | L |
| 12/23/74 | Detroit | 72-69 | W |
| 1/2/75 | Purdue (-/18) | 86-93 | L |
| 1/4/75 | Indiana (-/2) | 55-107 | L |
| 1/6/75 | Ohio State | 88-84 | W |
| 1/11/75 | Michigan (-/11) | 86-78 | W |
| 1/18/75 | Minnesota (-/16) | 71-82 | L |
| 1/20/75 | Iowa | 79-83 | L |
| 1/25/75 | Wisconsin | 105-87 | W |
| 1/27/75 | Northwestern | 54-50 | W |
| 2/1/75 | Illinois | 75-60 | W |
| 2/3/75 | Ohio State | 101-83 | W |
| 2/5/75 | Notre Dame (-/16) | 76-73 | W |
| 2/8/75 | Michigan | 84-96 | L |
| 2/15/75 | Minnesota | 86-81 | ot W |
| 2/17/75 | Iowa | 90-78 | W |
| 2/22/75 | Wisconsin | 96-103 | L |
| 2/24/75 | Northwestern | 66-67 | L |
| 3/1/75 | Illinois | 96-82 | W |
| 3/3/75 | Purdue | 84-82 | W |
| 3/8/75 | Indiana (-/1) | 79-94 | L |

* Cable Car Classic (San Francisco, Calif. - 2nd place)

JUD
HEATHCOTE1976-95
340-220 (.607)

Jud Heathcote arrived at MSU in 1976 as an unknown from the west coast and left in 1995 as one of the most respected and admired coaches in all of college basketball. Heathcote came to MSU from Montana, where he had a career record of 80-53 with two Big Sky Championships. It took him just two seasons to return the Spartan program to greatness. In 1977-78, his team finished with a 25-5 overall record and won the Big Ten title. A year later, his 1978-79 squad captured the first NCAA National Championship in school history along with a Big Ten title. He also had the honor of coaching one of the top duos in Spartan history: Magic Johnson and Greg Kelsey. Heathcote's teams remained in the top half of the Big Ten for most of the 1980s, before returning to the top spot in 1990. He remained strong to the end of his career, finishing second in the Big Ten in his final season. After 19 seasons, he retired in 1995 with a MSU career mark of 340-220, including three Big Ten Titles and one National Championship. In 2001, Heathcote was honored by the National Association of Basketball Coaches with the Golden Anniversary Award for 50 years of service to college basketball. He is also a 2001 inductee to the MSU Athletics Hall of Fame.

1977-78

NCAA TOURNAMENT
BIG TEN CHAMPIONS

#4 AP/#5 UPI

(25-5 Overall; 15-3 - 1st Big Ten)

| DATE | OPPONENT | MSU-OPP | W/L |
|----------|---------------------|---------|-----|
| 11/28/77 | Central Michigan | 68-61 | W |
| 12/2/77 | *Rhode Island | 92-64 | W |
| 12/3/77 | *Syracuse (-/12) | 67-75 | L |
| 12/8/77 | Wichita State | 84-57 | W |
| 12/10/77 | Western Michigan | 79-57 | W |
| 12/19/77 | Middle Tenn. State | 72-51 | W |
| 12/21/77 | Detroit (-/15) | 103-74 | W |
| 12/29/77 | **SMU | 95-69 | W |
| 12/30/77 | **New Hampshire | 102-65 | W |
| 1/5/78 | Minnesota (18/-) | 87-83 | W |
| 1/7/78 | Wisconsin (18/-) | 74-63 | W |
| 1/12/78 | Illinois (12/-) | 82-70 | W |
| 1/14/78 | Northwestern (12/-) | 67-63 | W |
| 1/19/78 | Purdue (10/-) | 60-51 | W |
| 1/21/78 | Iowa (10/-) | 68-58 | W |
| 1/28/78 | Ohio State (7/-) | 70-60 | W |
| 1/30/78 | Indiana (7/-) | 66-71 | L |
| 2/2/78 | Michigan (7/-) | 63-65 | L |
| 2/4/78 | Indiana (7/-) | 68-59 | W |
| 2/9/78 | Iowa (10/-) | 71-70 | W |
| 2/11/78 | Michigan (10/-) | 73-62 | W |
| 2/16/78 | Purdue (10/-) | 80-99 | L |
| 2/18/78 | Ohio State (10/-) | 79-74 | W |
| 2/23/78 | Northwestern (10/-) | 66-56 | W |
| 2/25/78 | Illinois (10/-) | 89-67 | W |
| 3/2/78 | Wisconsin (9/-) | 89-75 | W |
| 3/4/78 | Minnesota (9/-) | 71-70 | W |
| 3/11/78 | #Providence (6/-) | 77-63 | W |
| 3/16/78 | %Western Ky. (4/-) | 90-69 | W |
| 3/18/78 | %Kentucky (4/1) | 49-52 | L |

* Carrier Classic (Syracuse, N.Y. - 2nd place)

** Old Dominion Classic (Norfolk, Va. - 1st place)

NCAA Tournament (Indianapolis, Ind.)

% NCAA Tournament (Dayton, Ohio)



YEAR-BY-YEAR RESULTS

1978-79

NATIONAL CHAMPIONS
BIG TEN CHAMPIONS

#3 AP/#4 UPI

(26-6 Overall; 13-5 - T-1st Big Ten)

| DATE | OPPONENT | MSU-OPP | W/L |
|----------|-------------------------|---------|------|
| 11/27/78 | Central Mich. (7/-) | 71-54 | W |
| 12/9/78 | Cal St. Fullerton (4/-) | 92-89 | W |
| 12/13/78 | Western Mich. (3/-) | 109-69 | W |
| 12/16/78 | North Carolina (3/13) | 69-70 | L |
| 12/19/78 | !Cincinnati (5/-) | 63-52 | W |
| 12/28/78 | #Washington St. (4/-) | 98-52 | W |
| 12/29/78 | #Oregon State (4/-) | 65-57 | W |
| 12/30/78 | !Indiana (4/-) | 74-57 | W |
| 1/4/79 | Wisconsin (1/-) | 84-55 | W |
| 1/6/79 | Minnesota (1/-) | 69-62 | W |
| 1/11/79 | Illinois (1/4) | 55-57 | L |
| 1/13/79 | Purdue (1/-) | 50-52 | L |
| 1/18/79 | Indiana (6/-) | 82-58 | W |
| 1/20/79 | Iowa (6/-) | 83-72 | ot W |
| 1/25/79 | Michigan (4/-) | 48-49 | L |
| 1/27/79 | Northwestern (4/-) | 65-83 | L |
| 2/1/79 | Ohio State (4/13) | 84-79 | ot W |
| 2/3/79 | Northwestern (4/-) | 61-50 | W |
| 2/4/79 | Kansas (4/-) | 85-61 | W |
| 2/8/79 | Iowa (10/15) | 60-57 | W |
| 2/10/79 | Ohio State (10/13) | 73-57 | W |
| 2/15/79 | Indiana (8/-) | 59-47 | W |
| 2/17/79 | Michigan (8/-) | 80-57 | W |
| 2/22/79 | Purdue (7/18) | 73-67 | W |
| 2/24/79 | Illinois (7/-) | 76-62 | W |
| 3/1/79 | Minnesota (4/-) | 76-63 | W |
| 3/1/79 | Wisconsin (4/-) | 81-83 | L |
| 3/11/79 | *Lamar (4/-) | 95-64 | W |
| 3/16/79 | **Louisiana St.(3/7) | 87-71 | W |
| 3/18/79 | **Notre Dame (3/4) | 80-68 | W |
| 3/24/79 | %Pennsylvania (3/14) | 101-67 | W |
| 3/26/79 | %Indiana State (3/1) | 75-64 | W |

Far West Classic (Portland, Ore. - 1st place)

I played at Pontiac Silverdome

* NCAA Tournament (Murfreesboro, Tenn.)

% NCAA Tournament (Indianapolis, Ind.)

% NCAA Final Four (Salt Lake City, Utah)

1979-80

(12-15 Overall; 6-12 - 9th Big Ten)

| DATE | OPPONENT | MSU-OPP | W/L |
|----------|--------------------|---------|-------|
| 11/30/79 | *Princeton | 60-46 | W |
| 12/1/79 | *St. John's (-/16) | 73-88 | L |
| 12/6/79 | Long Beach State | 87-73 | W |
| 12/10/79 | Portland State | 88-54 | W |
| 12/14/79 | Wichita State | 54-55 | L |
| 12/18/79 | Central Michigan | 95-76 | W |
| 12/20/79 | Detroit | 63-57 | W |
| 12/28/79 | **Weber State | 61-63 | L |
| 12/29/79 | **Loyola Marymount | 82-65 | W |
| 1/3/80 | Purdue (-/8) | 73-74 | L |
| 1/5/80 | Minnesota | 80-93 | L |
| 1/10/80 | Northwestern | 61-65 | L |
| 1/12/80 | Indiana (-/19) | 64-72 | L |
| 1/17/80 | Wisconsin | 62-61 | W |
| 1/19/80 | Iowa (-/13) | 75-67 | W |
| 1/24/80 | Michigan | 59-58 | ot W |
| 1/26/80 | Illinois | 65-74 | L |
| 1/31/80 | Ohio State (-/6) | 74-54 | W |
| 2/2/80 | Illinois | 68-59 | W |
| 2/7/80 | Iowa | 39-44 | ot L |
| 2/9/80 | Ohio State (-/13) | 59-71 | L |
| 2/14/80 | Wisconsin | 66-80 | L |
| 2/16/80 | Michigan | 82-74 | W |
| 2/21/80 | Indiana (-/19) | 72-75 | L |
| 2/23/80 | Northwestern | 73-75 | 3ot L |
| 2/28/80 | Minnesota | 73-87 | L |
| 3/1/80 | Purdue (-/18) | 73-91 | L |

* Lapchick Memorial Tourn. (Jamaica, N.Y. - 2nd place)

** Las Vegas Holiday Classic (Las Vegas, Nev. - 3rd place)

1980-81

(13-14 Overall; 7-11 - 8th Big Ten)

| DATE | OPPONENT | MSU-OPP | W/L |
|----------|----------------------|---------|-------|
| 11/28/80 | *Western Michigan | 89-77 | W |
| 11/29/80 | *Central Michigan | 66-89 | L |
| 12/4/80 | Long Beach State | 71-60 | W |
| 12/6/80 | Fullerton State | 58-42 | W |
| 12/12/80 | Eastern Michigan | 73-63 | W |
| 12/16/80 | Brigham Young (-/18) | 50-82 | L |
| 12/19/80 | **Utah State | 70-74 | L |
| 12/20/80 | **Providence | 77-76 | W |
| 12/27/80 | St. Joseph | 71-67 | W |
| 1/8/81 | Indiana | 43-55 | L |
| 1/10/81 | Iowa (-/11) | 57-65 | L |
| 1/15/81 | Minnesota (-/20) | 77-86 | L |
| 1/17/81 | Northwestern | 84-70 | W |
| 1/22/81 | Wisconsin | 62-63 | L |
| 1/24/81 | Purdue | 74-68 | W |
| 1/29/81 | Illinois | 70-71 | L |
| 1/31/81 | Ohio State | 60-54 | W |
| 2/5/81 | Michigan (-/14) | 77-79 | ot L |
| 2/7/81 | Ohio State | 61-73 | L |
| 2/12/81 | Purdue | 48-63 | L |
| 2/14/81 | Michigan (-/13) | 70-66 | W |
| 2/19/81 | Wisconsin | 74-65 | W |
| 2/21/81 | Illinois (-/15) | 62-82 | L |
| 2/26/81 | Northwestern | 74-61 | W |
| 2/28/81 | Minnesota | 89-92 | 2ot L |
| 3/5/81 | Iowa (-/8) | 71-70 | ot W |
| 3/7/81 | Indiana (-/14) | 48-69 | L |

* Spartan Cutlass Classic (2nd place)

** Industrial National Classic (Providence, R.I. - 3rd place)

1981-82

(12-16 Overall; 7-11 - T-7th Big Ten)

| DATE | OPPONENT | MSU-OPP | W/L |
|----------|----------------------|---------|------|
| 11/27/81 | *Central Michigan | 89-70 | W |
| 11/28/81 | *Western Michigan | 79-83 | L |
| 12/2/81 | Detroit | 65-62 | ot W |
| 12/5/81 | Kansas | 56-74 | L |
| 12/12/81 | Cincinnati | 45-56 | L |
| 12/15/81 | UW-Green Bay | 49-48 | ot W |
| 12/19/81 | Marshall | 101-82 | W |
| 12/28/81 | **North Carolina St. | 46-67 | L |
| 12/29/81 | **Cal St. Fullerton | 51-50 | ot W |
| 12/30/81 | **Hawaii | 61-62 | L |
| 1/7/82 | Indiana | 65-58 | W |
| 1/9/82 | Minnesota (-/6) | 58-64 | L |
| 1/14/82 | Purdue | 47-53 | L |
| 1/16/82 | Illinois | 51-55 | L |
| 1/21/82 | Michigan | 64-62 | W |
| 1/23/82 | Wisconsin | 68-58 | W |
| 1/28/82 | Iowa (-/6) | 56-57 | L |
| 1/30/82 | Northwestern | 64-61 | W |
| 2/4/82 | Ohio State | 49-50 | ot L |
| 2/6/82 | Northwestern | 43-48 | L |
| 2/11/82 | Michigan | 66-55 | W |
| 2/13/82 | Ohio State | 46-51 | L |
| 2/18/82 | Iowa (-/7) | 53-59 | L |
| 2/20/82 | Wisconsin | 60-65 | W(F) |
| 2/25/82 | Illinois | 56-47 | W |
| 2/27/82 | Purdue | 49-51 | L |
| 3/4/82 | Minnesota (-/7) | 51-54 | L |
| 3/6/82 | Indiana | 58-74 | L |

* Spartan Cutlass Classic (2nd place)

** Rainbow Classic (Honolulu, Hawaii - 6th place)

1982-83

(17-13 Overall; 9-9 - T-6th Big Ten)

| DATE | OPPONENT | MSU-OPP | W/L |
|----------|------------------------|---------|-------|
| 11/26/82 | *Western Michigan | 72-65 | W(F) |
| 11/27/82 | *Central Michigan | 62-47 | W |
| 11/29/82 | Boise State | 71-59 | W |
| 12/4/82 | Brigham Young | 63-55 | W |
| 12/11/82 | N. Carolina St. (-/18) | 41-45 | L |
| 12/13/82 | Cincinnati | 70-69 | W |
| 12/18/82 | Detroit | 75-72 | ot W |
| 12/21/82 | Cleveland State | 95-56 | W |
| 12/28/82 | **S.W. Louisiana | 66-71 | L |
| 12/29/82 | **Tulane | 58-81 | L |
| 1/5/83 | Iowa (-/8) | 61-59 | W |
| 1/8/83 | Northwestern | 51-62 | L |
| 1/13/83 | Wisconsin | 86-66 | W |
| 1/15/83 | Minnesota (-/17) | 67-69 | L |
| 1/20/83 | Indiana (-/2) | 85-89 | L |
| 1/22/83 | Ohio State | 69-74 | L |
| 1/27/83 | Illinois | 71-78 | L |
| 1/29/83 | Purdue | 83-67 | W |
| 2/5/83 | Michigan | 70-65 | W |
| 2/12/83 | Michigan | 67-74 | L |
| 2/17/83 | Purdue | 55-61 | L |
| 2/19/83 | Illinois | 61-69 | L |
| 2/24/83 | Ohio St. (-/15) | 101-94 | 3ot W |
| 2/26/83 | Indiana (-/4) | 62-54 | W |
| 3/3/83 | Minnesota | 79-67 | W |
| 3/5/83 | Wisconsin | 91-65 | W |
| 3/9/83 | Northwestern | 63-58 | W |
| 3/12/83 | Iowa | 57-75 | L |
| 3/18/83 | #Bowling Green St. | 72-71 | W |
| 3/21/83 | #Fresno State | 58-72 | L |

* Spartan Cutlass Classic (1st place)

** Sugar Bowl Tournament (New Orleans, La. - 4th place)

National Invitation Tournament (East Lansing)

1983-84

(16-12 Overall; 9-9 - 5th Big Ten)

| DATE | OPPONENT | MSU-OPP | W/L |
|----------|-----------------------|---------|------|
| 11/25/83 | *Central Mich. (12/-) | 73-52 | W |
| 11/26/83 | *Western Mich. (12/-) | 81-52 | W |
| 12/1/83 | St. Peter's (11/-) | 66-73 | L |
| 12/3/83 | Ill.-Chicago (11/-) | 99-82 | W |
| 12/12/83 | Cleveland St. (17/-) | 71-62 | W |
| 12/15/83 | Brooklyn (17/-) | 85-72 | W |
| 12/22/83 | Missouri | 66-79 | L |
| 12/28/83 | **Alabama | 69-81 | L |
| 12/29/83 | **Nebraska | 58-45 | W |
| 1/4/84 | Iowa | 73-72 | W |
| 1/7/84 | Northwestern | 69-76 | L |
| 1/12/84 | Wisconsin | 74-81 | W(F) |
| 1/14/84 | Minnesota | 61-69 | L |
| 1/19/84 | Indiana | 62-70 | ot L |
| 1/21/84 | Ohio State | 68-82 | L |
| 1/26/84 | Illinois (-/9) | 40-46 | L |
| 1/28/84 | Purdue | 54-72 | L |
| 2/2/84 | Michigan | 72-67 | W |
| 2/5/84 | Oregon State | 56-55 | W |
| 2/11/84 | Michigan | 61-71 | L |
| 2/16/84 | Purdue (-/11) | 63-53 | W |
| 2/19/84 | Illinois (-/7) | 53-70 | L |
| 2/22/84 | Ohio State | 70-86 | L |
| 2/26/84 | Indiana | 57-54 | W |
| 3/1/84 | Minnesota | 83-62 | W |
| 3/3/84 | Wisconsin | 78-59 | W |
| 3/8/84 | Northwestern | 63-55 | W |
| 3/11/84 | Iowa | 51-44 | W |

* Spartan Cutlass Classic (1st place)

** Cotton States Classic (Atlanta, Ga. - 3rd place)



YEAR-BY-YEAR RESULTS

SPARTANS

1984-85

NCAA TOURNAMENT

#20 UPI

(19-10 Overall; 10-8 - T-5th Big Ten)

| DATE | OPPONENT | MSU-OPP | W/L |
|----------|--------------------|---------|------|
| 11/24/84 | Canisius | 80-71 | W |
| 11/30/84 | **Western Michigan | 77-61 | W |
| 12/1/84 | **Army | 76-64 | W |
| 12/10/84 | St. Peter's | 50-38 | W |
| 12/12/84 | Western Illinois | 93-61 | W |
| 12/15/84 | Missouri | 79-61 | W |
| 12/18/84 | George Washington | 68-54 | W |
| 12/22/84 | Illinois-Chicago | 81-60 | W |
| 12/28/84 | #Boston College | 78-82 | L |
| 12/29/84 | #San Diego State | 77-61 | W |
| 1/3/85 | Ohio State | 82-79 | W |
| 1/5/85 | Indiana (-/12) | 68-61 | W |
| 1/10/85 | Purdue (17/-) | 81-72 | ot W |
| 1/12/85 | Illinois (17/15) | 63-75 | L |
| 1/17/85 | Iowa (19/-) | 65-79 | L |
| 1/19/85 | Minnesota (19/-) | 75-81 | L |
| 1/24/85 | Michigan (-/18) | 75-86 | L |
| 1/31/85 | Wisconsin | 77-68 | W |
| 2/2/85 | Northwestern | 68-54 | W |
| 2/7/85 | Illinois (-/9) | 64-56 | W |
| 2/9/85 | Purdue | 65-66 | L |
| 2/13/85 | Minnesota | 64-73 | L |
| 2/16/85 | Iowa (-/11) | 57-55 | W |
| 2/23/85 | Michigan (-/3) | 73-75 | L |
| 2/27/85 | Northwestern | 61-47 | W |
| 3/2/85 | Wisconsin | 82-63 | L |
| 3/7/85 | Indiana | 68-58 | W |
| 3/9/85 | Ohio State | 79-90 | L |
| 3/15/85 | *Ala.-Birmingham | 68-70 | L |

* NCAA Tournament (Houston, Texas)

** Spartan Cutlass Classic (1st place)

Cabrillo Classic (San Diego, Calif. - 3rd place)

1985-86

NCAA TOURNAMENT

#18 AP/#18 UPI/#12 USA Today

(23-8 Overall; 12-6 - 3rd Big Ten)

| DATE | OPPONENT | MSU-OPP | W/L |
|----------|---------------------|---------|------|
| 11/23/85 | Western Illinois | 98-63 | W |
| 11/26/85 | Maine | 89-58 | W |
| 11/29/85 | **Central Michigan | 103-60 | W |
| 11/30/85 | **Western Michigan | 84-64 | W |
| 12/4/85 | George Washington | 87-61 | W |
| 12/7/85 | Canisius | 90-61 | W |
| 12/14/85 | Iowa State | 80-82 | ot L |
| 12/21/85 | Illinois-Chicago | 99-74 | W |
| 12/27/85 | #Massachusetts | 93-45 | W |
| 12/28/85 | #New Mexico | 76-61 | W |
| 1/2/86 | Ohio State | 73-84 | L |
| 1/5/86 | Indiana (-/15) | 77-74 | W |
| 1/9/86 | Purdue (-/20) | 83-88 | L |
| 1/12/86 | Illinois (-/18) | 58-51 | W |
| 1/16/86 | Iowa | 71-82 | L |
| 1/18/86 | Minnesota | 71-76 | L |
| 1/25/86 | Michigan (-/6) | 91-79 | W |
| 1/30/86 | Wisconsin | 83-81 | W |
| 2/1/86 | Northwestern | 97-69 | W |
| 2/6/86 | Illinois | 84-80 | W |
| 2/8/86 | Purdue | 82-88 | L |
| 2/13/86 | Iowa | 83-73 | W |
| 2/15/86 | Minnesota | 76-66 | W |
| 2/20/86 | Michigan (19/7) | 74-59 | W |
| 2/27/86 | Northwestern (17/-) | 82-48 | W |
| 3/2/86 | Wisconsin (17/-) | 84-71 | W |
| 3/5/86 | Indiana (17/16) | 79-97 | L |

3/8/86 Ohio State (17/-) 91-81 W

3/13/86 *Washington (18/-) 72-70 W

3/15/86 *Georgetown (18/13) 80-68 W

3/21/86 @Kansas (18/2) 86-96 ot L

* NCAA Tournament (Dayton, Ohio)

** NCAA Tournament (Kansas City, Kan.)

** Spartan Cutlass Classic - (1st place)

Lobo Classic (Albuquerque, N.M. - 1st place)

1986-87

(11-17 Overall; 6-12 - 7th Big Ten)

| DATE | OPPONENT | MSU-OPP | W/L |
|----------|-------------------|---------|------|
| 11/28/86 | *Eastern Michigan | 99-83 | W |
| 11/29/86 | *Navy | 90-91 | ot L |
| 12/2/86 | Brooklyn | 80-62 | W |
| 12/4/86 | Maine | 81-84 | L |
| 12/6/86 | George Washington | 77-62 | W |
| 12/13/86 | Iowa State | 86-85 | W |
| 12/16/86 | Illinois-Chicago | 65-74 | L |
| 12/20/86 | Texas Christian | 47-66 | L |
| 12/29/86 | %Brigham Young | 88-96 | L |
| 12/30/86 | %Wake Forest | 71-62 | W |
| 1/3/87 | Purdue (-/2) | 72-87 | L |
| 1/5/87 | Illinois (-/16) | 72-79 | L |
| 1/8/87 | Indiana (-/4) | 60-79 | L |
| 1/10/87 | Ohio State | 90-80 | W |
| 1/15/87 | Michigan | 70-74 | L |
| 1/22/87 | Wisconsin | 81-78 | W |
| 1/26/87 | Northwestern | 65-67 | L |
| 1/29/87 | Iowa (-/2) | 75-89 | L |
| 1/31/87 | Minnesota | 72-60 | W |
| 2/4/87 | Indiana (-/2) | 80-84 | L |
| 2/9/87 | Ohio State | 72-90 | L |
| 2/15/87 | Michigan | 90-81 | W |
| 2/19/87 | Northwestern | 96-71 | W |
| 2/21/87 | Wisconsin | 63-65 | L |
| 2/26/87 | Iowa (-/7) | 64-93 | L |
| 2/28/87 | Minnesota | 77-67 | W |
| 3/4/87 | Purdue (-/3) | 59-69 | L |
| 3/7/87 | Illinois | 64-77 | L |

* Spartan Cutlass Classic (2nd place)

% Cable Car Classic (Santa Clara, Calif. - 3rd place)

1987-88

(10-18 Overall; 5-13 - 8th Big Ten)

| DATE | OPPONENT | MSU-OPP | W/L |
|----------|-------------------|---------|-------|
| 11/27/87 | Detroit | 65-63 | ot W |
| 12/2/87 | Maine | 87-44 | W |
| 12/5/87 | George Washington | 64-65 | L |
| 12/12/87 | Texas Christian | 69-52 | W |
| 12/15/87 | Illinois-Chicago | 78-64 | W |
| 12/17/87 | Eastern Michigan | 80-84 | ot L |
| 12/19/87 | Austin Peay State | 77-85 | L |
| 12/22/87 | San Jose State | 82-68 | W |
| 12/29/87 | %Arizona (-/1) | 58-78 | L |
| 12/30/87 | %Florida (-/8) | 59-83 | L |
| 1/7/88 | Wisconsin | 72-78 | 2ot L |
| 1/9/88 | Illinois (-/19) | 62-77 | L |
| 1/14/88 | Michigan (-/10) | 72-90 | L |
| 1/16/88 | Indiana (-/15) | 75-74 | ot W |
| 1/20/88 | Purdue (-/5) | 67-78 | L |
| 1/27/88 | Minnesota | 56-59 | L |
| 2/1/88 | Ohio State | 76-64 | W |
| 2/4/88 | Northwestern | 65-64 | W |
| 2/6/88 | Iowa (-/13) | 72-101 | L |
| 2/10/88 | Purdue (-/2) | 70-72 | L |
| 2/13/88 | Illinois | 65-83 | L |
| 2/18/88 | Indiana | 58-95 | L |
| 2/22/88 | Michigan (-/10) | 67-77 | L |
| 2/27/88 | Ohio State | 78-77 | ot W |
| 3/3/88 | Iowa (-/11) | 87-103 | L |
| 3/5/88 | Minnesota | 61-62 | L |

3/10/88 Northwestern 55-53 W

3/12/88 Wisconsin 69-71 L

% Fiesta Basketball Classic (Tucson, Ariz. - 4th place)

1988-89

(18-15 Overall; 6-12 - T-8th Big Ten)

| DATE | OPPONENT | MSU-OPP | W/L |
|----------|-------------------|---------|------|
| 11/28/88 | Furman | 98-68 | W |
| 11/30/88 | Nebraska | 77-75 | W |
| 12/10/88 | Bowling Green | 89-72 | W |
| 12/13/88 | Illinois-Chicago | 96-74 | W |
| 12/15/88 | Detroit | 96-91 | ot W |
| 12/17/88 | Austin Peay | 70-60 | W |
| 12/22/88 | Eastern Michigan | 91-76 | W |
| 12/28/88 | %Colorado | 60-57 | W |
| 12/29/88 | %Oregon State | 58-63 | L |
| 12/30/88 | %Oregon | 76-61 | W |
| 1/5/89 | Iowa (-/9) | 82-93 | L |
| 1/7/89 | Illinois (-/3) | 54-71 | L |
| 1/11/89 | Northwestern | 64-62 | W |
| 1/14/89 | Ohio State (-/18) | 81-83 | L |
| 1/21/89 | Indiana (-/19) | 60-75 | L |
| 1/25/89 | Purdue | 106-83 | W |
| 1/28/89 | Minnesota | 73-64 | W |
| 2/2/89 | Wisconsin | 64-69 | ot L |
| 2/4/89 | Michigan (-/11) | 66-82 | L |
| 2/11/89 | Ohio State (-/16) | 75-81 | L |
| 2/16/89 | Illinois (-/5) | 56-75 | L |
| 2/18/89 | Purdue | 63-87 | L |
| 2/23/89 | Indiana (-/4) | 65-76 | L |
| 2/25/89 | Northwestern | 80-65 | W |
| 2/27/89 | Michigan (-/13) | 52-79 | L |
| 3/2/89 | Iowa (-/11) | 83-81 | W |
| 3/8/89 | Minnesota | 61-77 | L |
| 3/11/89 | Wisconsin | 70-61 | W |
| 3/16/89 | #Kent State | 83-69 | W |
| 3/20/89 | *Wichita State | 79-67 | W |
| 3/22/89 | **Villanova | 70-63 | W |
| 3/27/89 | %St. Louis | 64-74 | L |
| 3/29/89 | %Ala.-Birmingham | 76-78 | ot L |

% Far West Classic (Portland, Ore. - 3rd place)

% National Invitation Tournament (Detroit, Mich.)

% National Invitation Tournament (East Lansing)

** National Invitation Tournament (Philadelphia, Pa.)

% National Invitation Tournament (New York, N.Y.)

1989-90

NCAA TOURNAMENT

BIG TEN CHAMPIONS

#4 AP/#4 UPI/#7 USA Today

(28-6 Overall; 15-3 - 1st Big Ten)

| DATE | OPPONENT | MSU-OPP | W/L |
|----------|----------------------|---------|-----|
| 11/24/89 | %Auburn | 92-79 | W |
| 11/25/89 | %Texas A&M | 87-75 | W |
| 11/27/89 | %Kansas State | 73-68 | W |
| 11/29/89 | Nebraska | 80-69 | W |
| 12/2/89 | Furman | 84-63 | W |
| 12/9/89 | Austin Peay | 88-76 | W |
| 12/12/89 | Ill.-Chicago (25/-) | 57-65 | L |
| 12/16/89 | Detroit (25/-) | 94-65 | W |
| 12/18/89 | Bowling Green (25/-) | 79-81 | L |
| 12/20/89 | Evansville (25/-) | 80-66 | W |
| 12/23/89 | Eastern Mich. (25/-) | 87-73 | W |
| 12/29/89 | #San Jose State | 88-61 | W |
| 12/30/89 | #Princeton | 51-49 | W |
| 1/6/90 | Wisconsin | 64-61 | W |
| 1/11/90 | Ohio State | 78-68 | W |
| 1/13/90 | Iowa | 87-80 | W |
| 1/18/90 | Illinois (-/7) | 64-73 | L |
| 1/20/90 | Northwestern | 91-80 | W |
| 1/24/90 | Indiana (-/12) | 75-57 | W |



YEAR-BY-YEAR RESULTS

| | | | |
|---------|-------------------------|-------|------|
| 1/27/90 | Michigan (-/7) | 63-65 | L |
| 2/1/90 | Minnesota (-19) | 74-79 | L |
| 2/3/90 | Purdue (-/8) | 64-53 | W |
| 2/8/90 | Wisconsin (23/-) | 60-55 | W |
| 2/10/90 | Ohio State (23/-) | 84-75 | W |
| 2/12/90 | Iowa (23/-) | 80-70 | W |
| 2/17/90 | Illinois (21/15) | 70-63 | W |
| 2/25/90 | Indiana (15/25) | 72-66 | W |
| 3/1/90 | Michigan (14/8) | 78-70 | W |
| 3/3/90 | Minnesota (14/17) | 75-73 | ot W |
| 3/8/90 | Northwestern (7/-) | 84-68 | W |
| 3/11/90 | Purdue (7/10) | 72-70 | W |
| 3/15/90 | SMurray St. (3/-) | 75-71 | ot W |
| 3/17/90 | SUCSB (3/-) | 62-58 | W |
| 3/23/90 | & Georgia Tech (3/9) | 80-81 | ot L |

Great Alaska Shootout (Anchorage, Alaska - 1st place)

% Oldsmobile Spartan Classic (1st place)

% NCAA Tournament (Knoxville, Tenn.)

& NCAA Tournament (New Orleans, La.)

1990-91

NCAA TOURNAMENT

#14 AP/#22 UPI

(19-11 Overall; 11-7 - T-3rd Big Ten)

| DATE | OPPONENT | MSU-OPP | W/L |
|----------|-------------------------------|---------|-------|
| 11/23/90 | Furman (4/-) | 78-73 | W |
| 11/28/90 | Nebraska (5/-) | 69-71 | L |
| 12/1/90 | Bowling Green (5/-) | 85-98 | L |
| 12/8/90 | Detroit (19/-) | 83-61 | W |
| 12/13/90 | Cincinnati (21/-) | 65-63 | W |
| 12/15/90 | IUNLV (21/1) | 75-95 | L |
| 12/18/90 | Evansville (24/-) | 81-76 | W |
| 12/20/90 | Central Mich. (24/-) | 74-61 | W |
| 12/28/90 | #George Mason (25/-) | 97-72 | W |
| 12/29/90 | #Louisiana Tech (25/-) | 77-62 | W |
| 1/3/91 | Michigan (25/-) | 85-70 | W |
| 1/5/91 | Iowa (25/22) | 66-79 | L |
| 1/10/91 | Wisconsin | 65-50 | W |
| 1/12/91 | Northwestern | 66-59 | W |
| 1/17/91 | Illinois | 71-68 | W |
| 1/19/91 | Minnesota | 73-64 | W |
| 1/23/91 | Purdue (22/-) | 51-62 | L |
| 1/26/91 | Indiana (22/3) | 63-97 | L |
| 1/31/91 | Ohio State (-/3) | 75-61 | W |
| 2/7/91 | Iowa (25/-) | 67-71 | L |
| 2/9/91 | Wisconsin (25/-) | 78-84 | 2ot L |
| 2/14/91 | Northwestern | 55-53 | W |
| 2/16/91 | Illinois | 62-58 | W |
| 2/23/91 | Purdue | 75-58 | W |
| 2/25/91 | Minnesota | 74-72 | W |
| 2/28/91 | Indiana (-/5) | 56-62 | L |
| 3/3/91 | Ohio State (-/2) | 64-65 | L |
| 3/9/91 | Michigan | 66-59 | W |
| 3/15/91 | SUW-Green Bay | 60-58 | W |
| 3/17/91 | Utah (-/10) | 84-85 | 2ot L |

I played at Palace of Auburn Hills

Oldsmobile Spartan Classic (1st place)

% NCAA Tournament (Tucson, Ariz.)

1991-92

NCAA TOURNAMENT

#14 AP/#11 UPI/#15 USA Today

(22-8 Overall; 11-7 - T-3rd Big Ten)

| DATE | OPPONENT | MSU-OPP | W/L |
|----------|----------------------------|---------|-----|
| 11/25/91 | %Lamar | 81-68 | W |
| 11/26/91 | %Rice | 75-67 | W |
| 11/27/91 | %Arkansas (-/2) | 86-71 | W |
| 12/4/91 | Nebraska (22/-) | 101-78 | W |
| 12/7/91 | Dayton (22/-) | 83-74 | W |
| 12/14/91 | Detroit (t-13/-) | 91-75 | W |
| 12/17/91 | Ill.-Chicago (12/-) | 75-51 | W |

| | | | |
|----------|-------------------------------|--------|------|
| 12/21/91 | Cincinnati (9/-) | 90-89 | W |
| 12/27/91 | #Austin Peay St. (9/-) | 82-71 | W |
| 12/28/91 | #Stanford (9/-) | 72-62 | W |
| 1/7/92 | Ohio State (9/7) | 46-62 | L |
| 1/11/92 | Illinois (9/-) | 77-75 | W |
| 1/15/92 | Northwestern (11/-) | 78-61 | W |
| 1/18/92 | Minnesota (11/-) | 66-70 | L |
| 1/22/92 | Purdue (14/-) | 66-61 | W |
| 1/29/92 | Michigan (13/15) | 79-89 | ot L |
| 2/1/92 | Indiana (13/4) | 76-60 | W |
| 2/6/92 | Iowa (11/-) | 63-77 | L |
| 2/8/92 | Wisconsin (11/-) | 79-64 | W |
| 2/12/92 | Wisconsin (12/-) | 76-61 | W |
| 2/15/92 | Michigan (12/17) | 70-59 | W |
| 2/19/92 | Indiana (11/7) | 73-103 | L |
| 2/22/92 | Purdue (11/-) | 70-68 | W |
| 2/29/92 | Ohio State (12/8) | 65-78 | L |
| 3/5/92 | Northwestern (13/-) | 72-55 | W |
| 3/7/92 | Illinois (13/-) | 71-80 | L |
| 3/11/92 | Minnesota (16/-) | 65-57 | W |
| 3/15/92 | Iowa (16/-) | 64-53 | W |
| 3/20/92 | SSW Mo. St. (14/-) | 61-54 | W |
| 3/22/92 | SCincinnati (14/12) | 65-77 | L |

Maui Invitational (Maui, Hawaii - 1st place)

% Oldsmobile Spartan Classic (1st place)

% NCAA Tournament (Dayton, Ohio)

1992-93

(15-13 Overall; 7-11 - T-8th Big Ten)

| DATE | OPPONENT | MSU-OPP | W/L |
|----------|--------------------------------|---------|------|
| 12/1/92 | Morehead St. (18/-) | 121-53 | W |
| 12/5/92 | #Louisville (18/12) | 69-73 | L |
| 12/11/92 | !Stetson (24/-) | 78-59 | W |
| 12/12/92 | !Loyola-Mary. (24/-) | 73-70 | W |
| 12/15/92 | Ill.-Chicago (23/-) | 79-75 | W |
| 12/19/92 | Dayton (23/-) | 65-60 | W |
| 12/29/92 | \$New Hampshire (17/-) | 81-51 | W |
| 12/30/92 | \$Washington St. (17/-) | 77-61 | W |
| 1/2/93 | East Tenn. St. (17/-) | 80-69 | W |
| 1/6/93 | Minnesota (14/-) | 57-64 | L |
| 1/9/93 | Illinois (14/-) | 39-52 | L |
| 1/13/93 | Ohio State (23/21) | 77-60 | W |
| 1/16/93 | Northwestern (23/-) | 80-75 | W |
| 1/23/93 | Wisconsin (21/-) | 66-67 | L |
| 1/28/93 | Iowa (-/11) | 90-96 | ot L |
| 1/30/93 | Purdue (-/14) | 72-64 | W |
| 2/2/93 | Michigan (25/7) | 69-73 | L |
| 2/6/93 | Minnesota (25/-) | 75-63 | W |
| 2/10/93 | Illinois | 80-83 | L |
| 2/13/93 | Ohio State | 81-66 | W |
| 2/17/93 | Northwestern | 81-55 | W |
| 2/24/93 | Wisconsin | 62-65 | L |
| 2/27/93 | Iowa (-/18) | 64-66 | L |
| 3/3/93 | Purdue (-/24) | 58-61 | L |
| 3/7/93 | Michigan (-/4) | 81-87 | ot L |
| 3/10/93 | Indiana (-/2) | 68-99 | L |
| 3/13/93 | Penn State | 70-53 | W |
| 3/17/93 | & Oklahoma | 86-88 | L |

played at Joe Louis Arena, Detroit

! Los Angeles Classic (Los Angeles, Calif. - 1st place)

% Oldsmobile Spartan Classic (1st place)

& National Invitation Tournament (Norman, Okla.)

1993-94

NCAA TOURNAMENT

(20-12 Overall; 10-8 - T-4th Big Ten)

| DATE | OPPONENT | MSU-OPP | W/L |
|----------|---------------------|---------|-----|
| 11/26/93 | !Pacific | 83-64 | W |
| 11/27/93 | !Washington State | 71-76 | L |
| 11/28/93 | !East Tennessee St. | 92-69 | W |
| 12/4/93 | Louisville (-/11) | 68-77 | L |
| 12/7/93 | Cleveland State | 90-76 | W |

| | | | |
|----------|---------------------------|--------|---|
| 12/9/93 | East Tennessee St. | 107-81 | W |
| 12/12/93 | Detroit | 74-63 | W |
| 12/14/93 | Illinois-Chicago | 90-77 | W |
| 12/18/93 | Nebraska | 81-85 | L |
| 12/21/93 | Tennessee | 69-60 | W |
| 12/28/93 | %Bowling Green | 62-49 | W |
| 12/29/93 | %Cornell | 83-69 | W |
| 1/5/94 | Michigan (-/13) | 64-75 | L |
| 1/8/94 | Illinois (-/21) | 79-74 | W |
| 1/12/94 | Purdue (-/9) | 77-89 | L |
| 1/15/94 | Northwestern | 67-46 | W |
| 1/19/94 | Wisconsin (-/14) | 70-60 | W |
| 1/22/94 | Minnesota (-/20) | 66-68 | L |
| 1/26/94 | Ohio State | 77-71 | W |
| 1/29/94 | Iowa | 87-84 | W |
| 2/2/94 | Wisconsin (-/16) | 62-87 | L |
| 2/5/94 | Michigan (-/13) | 51-59 | L |
| 2/9/94 | Illinois | 64-72 | L |
| 2/12/94 | Purdue (-/10) | 70-74 | L |
| 2/17/94 | Northwestern | 60-55 | W |
| 2/23/94 | Minnesota (-/20) | 85-68 | W |
| 2/26/94 | Ohio State | 75-60 | W |
| 3/2/94 | Iowa | 80-72 | W |
| 3/9/94 | Indiana (-/18) | 94-78 | W |
| 3/12/94 | Penn State | 70-71 | L |
| 3/18/94 | +Seton Hall | 84-73 | W |
| 3/20/94 | +Duke (-/10) | 74-85 | L |

! San Juan Shootout (San Juan, P.R. - 3rd place)

% Oldsmobile Spartan Classic (1st place)

+ NCAA Tournament (St. Petersburg, Fla.)

1994-95

NCAA TOURNAMENT

#11 AP/#10 UPI/#20 USA Today

(22-6 Overall; 14-4 - 2nd Big Ten)

| DATE | OPPONENT | MSU-OPP | W/L |
|----------|-------------------------------|---------|------|
| 11/30/94 | Ill.-Chicago (18/-) | 92-78 | W |
| 12/3/94 | Louisville (18/-) | 85-71 | W |
| 12/10/94 | Nebraska (15/-) | 91-96 | ot L |
| 12/12/94 | Cleveland St. (18/-) | 111-68 | W |
| 12/17/94 | Detroit (18/-) | 80-63 | W |
| 12/20/94 | Tennessee (17/-) | 79-68 | W |
| 12/29/94 | #Ball State (15/-) | 117-95 | W |
| 12/30/94 | #Long Beach St. (15/-) | 70-60 | W |
| 1/4/95 | Wisconsin (14/-) | 78-64 | W |
| 1/7/95 | Iowa (14/22) | 69-68 | W |
| 1/11/95 | Indiana (11/-) | 82-89 | L |
| 1/14/95 | Oklahoma St. (11/-) | 70-69 | W |
| 1/18/95 | Northwestern (12/-) | 93-56 | W |
| 1/22/95 | Michigan (12/-) | 73-71 | W |
| 1/25/95 | Minnesota (10/-) | 54-53 | W |
| 1/28/95 | Illinois (10/-) | 75-67 | W |
| 2/2/95 | Penn State (9/-) | 82-62 | W |
| 2/4/95 | Ohio State (9/-) | 67-58 | W |
| 2/7/95 | Purdue (7/25) | 69-78 | L |
| 2/11/95 | Penn State (7/-) | 68-53 | W |
| 2/15/95 | Illinois (8/-) | 68-58 | W |
| 2/18/95 | Minnesota (8/24) | 57-66 | L |
| 2/21/95 | Michigan (12/-) | 67-64 | W |
| 2/25/95 | Northwestern (12/-) | 83-60 | W |
| 3/5/95 | Indiana (10/-) | 67-61 | W |
| 3/8/95 | Iowa (9/-) | 78-79 | L |
| 3/11/95 | Wisconsin (9/-) | 97-72 | W |
| 3/17/95 | +Weber State (11/-) | 72-79 | L |

Oldsmobile Spartan Classic (1st place)

+ NCAA Tournament (Tallahassee, Fla.)



YEAR-BY-YEAR RESULTS

SPARTANS

TOM
IZZO1995-SA
468-187 (715)

Tom Izzo took over as head coach in 1995 on a mission to turn Michigan State into one of the elite college basketball programs in the nation. A 1977 Division II All-American at Northern Michigan University, Izzo began his coaching career in 1977-78 at Ishpeming High School. After serving at Northern Michigan as an assistant from 1979-83, he came to MSU as an assistant coach. In 1990, he was appointed associate head coach and in 1995 he took over the head coaching duties after Jud Heathcote's retirement. After two seasons in which MSU appeared in the NIT, Izzo led the Spartans to a Big Ten Championship in 1998 and an appearance in the NCAA Tournament. In 1999, MSU appeared in its first Final Four since 1979. One year later, MSU won the 2000 NCAA National Championship. In 2001, Izzo led the Spartans to a fourth-straight Big Ten Championship and a third-straight Final Four. Michigan State returned to the Final Four in 2005. In 2009 and 2010, MSU won the regular-season Big Ten title and advanced to the Final Four. In addition, his teams captured Big Ten Tournament titles in 1999, 2000, 2012, and 2014. He won Big Ten Coach of the Year honors for the third time in his career in 2012, while leading MSU to the seventh Big Ten title of his career. He also won the Big Ten honor in 1998 and 2009. Izzo has earned eight National Coach of the Year honors.

1995-96

(16-16 Overall; 9-9 - 7th Big Ten)

| DATE | OPPONENT | MSU-OPP | W/L |
|----------|-----------------------|-----------|-----|
| 11/20/95 | !Chaminade | 69-66 | W |
| 11/21/95 | !North Carolina (-20) | 70-92 | L |
| 11/22/95 | !Santa Clara | 71-77 | L |
| 11/28/95 | #Arkansas (-25) | 75-72 | W |
| 12/2/95 | Louisville (-18) | 59-79 | L |
| 12/6/95 | Evansville | 67-63 | W |
| 12/10/95 | Detroit | 61-63 | L |
| 12/16/95 | Kansas State | 67-54 | W |
| 12/18/95 | Oklahoma State | 57-68 | L |
| 12/21/95 | East Tennessee St. | 63-57 | W |
| 12/29/95 | *Central Michigan | 62-69 | L |
| 12/30/95 | *Idaho State | 68-55 | W |
| 1/4/96 | Indiana | 65-60 | W |
| 1/6/96 | Illinois (-13) | 68-58 | W |
| 1/13/96 | Michigan (-23) | 54-76 | L |
| 1/17/96 | Wisconsin | 48-61 | L |
| 1/20/96 | Iowa (-16) | 62-60 | W |
| 1/24/96 | Northwestern | 68-54 | W |
| 1/27/96 | Minnesota | 68-54 | W |
| 1/31/96 | Penn State (-10) | 61-58 | W |
| 2/3/96 | Purdue (-17) | 51-56 | L |
| 2/7/96 | Ohio State | 55-41 | W |
| 2/10/96 | Penn State | 50-54 | L |
| 2/14/96 | Minnesota | 63-64 2ot | L |
| 2/17/96 | Northwestern | 75-57 | W |
| 2/21/96 | Iowa | 47-63 | L |
| 2/24/96 | Wisconsin | 52-73 | L |
| 2/27/96 | Michigan | 46-75 | L |
| 3/6/96 | Illinois | 77-67 | W |
| 3/10/96 | Indiana | 53-57 | L |
| 3/13/96 | &Washington | 64-50 | W |
| 3/19/96 | +Fresno State | 70-80 | L |

! Maui Invitational (Maui, Hawaii - 5th place)

* Great Eight (Auburn Hills, Mich.)

* Oldsmobile Spartan Classic (3rd place)

& National Invitation Tournament (East Lansing)

+ National Invitation Tournament (Fresno, Calif.)

1996-97

(17-12 Overall; 9-9 - T-6th Big Ten)

| DATE | OPPONENT | MSU-OPP | W/L |
|----------|--------------------|-----------|-----|
| 11/25/96 | East Tennessee St. | 83-45 | W |
| 12/3/96 | Cleveland State | 83-78 | W |
| 12/5/96 | Illinois-Chicago | 90-60 | W |
| 12/14/96 | Detroit | 84-86 3ot | L |
| 12/17/96 | Evansville | 86-77 | W |
| 12/21/96 | Kansas State | 75-43 | W |
| 12/27/96 | *Kent | 83-64 | W |
| 12/28/96 | *Weber State | 83-51 | W |
| 1/2/97 | Indiana (-12) | 65-77 | L |
| 1/4/97 | Minnesota (-16) | 43-68 | L |
| 1/9/97 | Wisconsin | 58-50 | W |
| 1/11/97 | Ohio State | 69-66 | W |
| 1/15/97 | Penn State | 69-58 | W |
| 1/18/97 | Northwestern | 75-62 | W |
| 1/22/97 | Illinois | 63-66 | L |
| 1/25/97 | Michigan (-13) | 61-74 | L |
| 1/29/97 | Purdue | 62-72 | L |
| 2/1/97 | Michigan (-16) | 65-85 | L |
| 2/8/97 | Purdue | 62-77 | L |
| 2/12/97 | Iowa | 69-67 | W |
| 2/15/97 | Illinois (-20) | 68-79 | L |
| 2/19/97 | Northwestern | 58-70 | L |
| 2/22/97 | Penn State | 71-57 | W |
| 2/26/97 | Ohio State | 67-65 | W |
| 3/1/97 | Wisconsin | 68-49 | W |
| 3/6/97 | Minnesota (-2) | 74-81 | L |
| 3/8/97 | Indiana (-25) | 63-60 | W |
| 3/12/97 | !George Washington | 65-50 | W |
| 3/17/97 | &Florida State | 63-68 | L |

* Oldsmobile Spartan Classic (1st place)

! National Invitation Tournament (East Lansing)

& National Invitation Tournament (Tallahassee, Fla.)

1997-98

NCAA TOURNAMENT

BIG TEN CHAMPIONS

#16 AP/#10 ESPN/USA Today

(22-8 Overall; 13-3 - T-1st Big Ten)

| DATE | OPPONENT | MSU-OPP | W/L |
|----------|------------------------|---------|------|
| 11/17/97 | East Tennessee St. | 82-59 | W |
| 11/21/97 | Illinois-Chicago | 58-70 | L |
| 11/28/97 | !Central Michigan | 89-61 | W |
| 11/29/97 | !Gonzaga | 70-68 | W |
| 12/4/97 | Temple (-20) | 54-56 | L |
| 12/6/97 | Cleveland State | 85-54 | W |
| 12/13/97 | Detroit | 65-68 | L |
| 12/17/97 | Wright State | 95-52 | W |
| 12/20/97 | South Florida | 68-53 | W |
| 12/27/97 | Eastern Illinois | 81-69 | W |
| 12/30/97 | Purdue (-5) | 74-57 | W |
| 1/8/98 | Wisconsin | 63-40 | W |
| 1/10/98 | Michigan (-17) | 69-79 | L |
| 1/14/98 | Minnesota | 74-60 | W |
| 1/17/98 | Illinois | 68-64 | W |
| 1/21/98 | Iowa (-10) | 78-57 | W |
| 1/24/98 | Penn State | 71-59 | W |
| 1/28/98 | Indiana (22/25) | 84-66 | W |
| 1/31/98 | Northwestern (22/-) | 72-66 | ot W |
| 2/4/98 | Ohio State (16/-) | 84-58 | W |
| 2/7/98 | Iowa (16/24) | 75-64 | W |
| 2/12/98 | Illinois (13/-) | 63-84 | L |
| 2/14/98 | Minnesota (13/-) | 71-59 | W |
| 2/17/98 | Michigan (14/22) | 80-75 | W |
| 2/21/98 | Wisconsin (14/-) | 56-47 | W |
| 3/1/98 | Purdue (10/11) | 96-99 | ot L |
| 3/6/98 | %Minnesota (12/-) | 73-76 | L |
| 3/12/98 | %Eastern Mich. (16/-) | 83-71 | W |
| 3/14/98 | %Pinceton (16/8) | 63-56 | W |
| 3/19/98 | #North Carolina (16/1) | 58-73 | L |

! Coca Cola Spartan Classic (1st place)

% Big Ten Tournament (Chicago, Ill.)

% NCAA Tournament (Hartford, Conn.)

NCAA Tournament (Greensboro, N.C.)

1998-99

NCAA FINAL FOUR

BIG TEN CHAMPIONS

#2 AP/#3 ESPN/USA Today

(33-5 Overall; 15-1 - 1st Big Ten)

| DATE | OPPONENT | MSU-OPP | W/L |
|----------|------------------------|---------|-----|
| 11/13/98 | NE Louisiana (5/-) | 89-58 | W |
| 11/17/98 | Oakland (5/-) | 96-66 | W |
| 11/20/98 | Temple (5/7) | 59-60 | L |
| 11/27/98 | !Central Florida (5/-) | 87-64 | W |
| 11/28/98 | !Western Mich. (7/-) | 90-66 | W |
| 12/2/98 | +Duke (9/4) | 67-73 | L |
| 12/5/98 | Connecticut (9/1) | 68-82 | L |
| 12/10/98 | East Tenn. St. (14/-) | 86-53 | W |
| 12/13/98 | Ill.-Chicago (14/-) | 77-33 | W |
| 12/21/98 | ^Pepperdine (14/-) | 79-67 | W |
| 12/22/98 | ^Tulsa (15/-) | 68-58 | W |
| 12/23/98 | ^Alabama (15/-) | 75-58 | W |
| 12/30/98 | UNC Asheville (13/-) | 64-39 | W |
| 1/2/99 | Louisville (13/-) | 69-57 | W |
| 1/6/99 | Wisconsin (12/24) | 51-66 | L |
| 1/9/99 | Michigan (12/-) | 81-67 | W |
| 1/13/99 | Minnesota (14/19) | 71-55 | W |
| 1/16/99 | Illinois (14/-) | 51-49 | W |
| 1/21/99 | Iowa (11/14) | 80-65 | W |
| 1/24/99 | Indiana (11/18) | 73-59 | W |
| 1/27/99 | Ohio State (8/15) | 76-71 | W |
| 1/30/99 | Northwestern (8/-) | 65-48 | W |
| 2/2/99 | Penn State (8/-) | 70-68 | W |



YEAR-BY-YEAR RESULTS

| | | | |
|---------|------------------------|-------|---|
| 2/6/99 | Iowa (8/14) | 95-81 | W |
| 2/11/99 | Illinois (5/-) | 61-44 | W |
| 2/13/99 | Minnesota (5/22) | 84-82 | W |
| 2/16/99 | Purdue (4/17) | 82-69 | W |
| 2/18/99 | Michigan (4/-) | 73-58 | W |
| 2/21/99 | Wisconsin (4/13) | 56-51 | W |
| 2/28/99 | Purdue (3/23) | 60-46 | W |
| 3/5/99 | *Northwestern (2/-) | 61-59 | W |
| 3/6/99 | *Wisconsin (2/19) | 56-41 | W |
| 3/7/99 | *Illinois (2/-) | 67-50 | W |
| 3/12/99 | \$Mt. St. Mary's (2/-) | 76-53 | W |
| 3/14/99 | \$Mississippi (2/-) | 74-66 | W |
| 3/19/99 | &Oklahoma (2/-) | 54-46 | W |
| 3/21/99 | &Kentucky (2/8) | 73-66 | W |
| 3/27/99 | #Duke (2/1) | 62-68 | L |

! Coca Cola Spartan Classic (1st place)

* Great Eight (Chicago, Ill.)

* Pearl Harbor Classic (Laie, Hawaii - 1st place)

* Big Ten Tournament (Chicago, Ill.)

\$ NCAA Tournament (Milwaukee, Wis.)

& NCAA Tournament (St. Louis, Mo.)

NCAA Final Four (St. Petersburg, Fla.)

1999-2000

NATIONAL CHAMPIONS

BIG TEN CHAMPIONS

#2 AP/#1 ESPN/USA Today

(32-2 Overall; 13-3 - T-1st Big Ten)

| DATE | OPPONENT | MSU-OPP | W/L |
|----------|------------------------|---------|------|
| 11/22/99 | Toledo (3/-) | 78-33 | W |
| 11/25/99 | ^Providence (3/-) | 82-58 | W |
| 11/26/99 | ^South Carolina (3/-) | 59-56 | W |
| 11/27/99 | ^Texas (3/20) | 74-81 | L |
| 12/1/99 | North Carolina (8/2) | 86-76 | W |
| 12/3/99 | !Howard (8/-) | 75-45 | W |
| 12/4/99 | !Eastern Mich. (8/-) | 74-57 | W |
| 12/7/99 | *Kansas (4/5) | 66-54 | W |
| 12/11/99 | Arizona (4/2) | 68-79 | L |
| 12/18/99 | Oakland (5/-) | 86-51 | W |
| 12/23/99 | Kentucky (5/-) | 58-60 | L |
| 12/28/99 | Miss. Valley St. (8/-) | 96-63 | W |
| 12/30/99 | Wright State (8/-) | 49-53 | L |
| 1/5/00 | Penn State (11/-) | 76-63 | W |
| 1/8/00 | Iowa (11/-) | 75-53 | W |
| 1/11/00 | Indiana (11/9) | 77-71 | ot W |
| 1/20/00 | Ohio State (10/13) | 67-78 | L |
| 1/22/00 | Northwestern (10/-) | 69-45 | W |
| 1/27/00 | Northwestern (9/-) | 59-29 | W |
| 1/30/00 | Illinois (9/-) | 91-66 | W |
| 2/1/00 | Michigan (8/-) | 82-62 | W |
| 2/5/00 | Connecticut (8/7) | 85-66 | W |
| 2/8/00 | Purdue (6/-) | 67-70 | L |
| 2/12/00 | Wisconsin (6/-) | 61-44 | W |
| 2/15/00 | Ohio State (6/7) | 83-72 | W |
| 2/19/00 | Wisconsin (6/-) | 59-54 | W |
| 2/23/00 | Penn State (5/-) | 79-63 | W |
| 2/26/00 | Indiana (5/16) | 79-81 | ot L |
| 3/2/00 | Minnesota (7/-) | 79-43 | W |
| 3/4/00 | Michigan (7/-) | 114-63 | W |
| 3/10/00 | *Iowa (5/-) | 75-65 | W |
| 3/11/00 | *Wisconsin (5/-) | 55-46 | W |
| 3/12/00 | *Illinois (5/25) | 76-61 | W |
| 3/16/00 | \$Valparaiso (2/-) | 65-38 | W |
| 3/18/00 | \$Utah (2/-) | 73-61 | W |
| 3/23/00 | &Syracuse (2/16) | 75-58 | W |
| 3/25/00 | &Iowa State (2/6) | 75-64 | W |
| 4/1/00 | #Wisconsin (2/-) | 53-41 | W |
| 4/3/00 | #Florida (2/13) | 89-76 | W |

* Puerto Rico Shootout (Bayamon, P.R. - 2nd place)

! Coca Cola Spartan Classic

* Great Eight (Chicago, Ill.)

* Big Ten Tournament (Chicago, Ill.)

\$ NCAA Tournament (Cleveland, Ohio)

& NCAA Tournament (Auburn Hills, Mich.)

NCAA Final Four (Indianapolis, Ind.)

2000-01

NCAA FINAL FOUR

BIG TEN CHAMPIONS

#3 AP/#3 ESPN/USA Today

(28-5 Overall; 13-3 - T-1st Big Ten)

| DATE | OPPONENT | MSU-OPP | W/L |
|----------|----------------------|---------|------|
| 11/19/00 | Oakland (3/-) | 97-61 | W |
| 11/24/00 | !Cornell (4/-) | 89-56 | W |
| 11/25/00 | !Eastern Wash. (4/-) | 83-61 | W |
| 11/29/00 | North Carolina (3/6) | 77-64 | W |
| 12/2/00 | Ill. - Chicago (3/-) | 97-53 | W |
| 12/6/00 | Florida (2/8) | 99-83 | W |
| 12/9/00 | Loyola (Ill.) (2/-) | 103-71 | W |
| 12/16/00 | Kentucky (2/-) | 46-45 | W |
| 12/19/00 | +Seton Hall (2/8) | 72-57 | W |
| 12/27/00 | %Bowling Green (1/-) | 85-69 | W |
| 12/30/00 | Wright State (1/-) | 88-61 | W |
| 1/3/01 | Penn State (1/-) | 98-73 | W |
| 1/7/01 | Indiana (1/-) | 58-59 | L |
| 1/10/01 | Northwestern (3/-) | 84-53 | W |
| 1/13/01 | Wisconsin (3/17) | 69-59 | ot W |
| 1/21/01 | Ohio State (3/-) | 71-56 | W |
| 1/24/01 | Northwestern (3/-) | 74-58 | W |
| 1/27/01 | Ohio State (3/-) | 55-64 | L |
| 1/30/01 | Michigan (5/-) | 91-64 | W |
| 2/4/01 | Purdue (5/-) | 72-55 | W |
| 2/6/01 | Illinois (4/7) | 66-77 | L |
| 2/10/01 | Minnesota (4/-) | 94-83 | W |
| 2/18/01 | Iowa (5/25) | 94-70 | W |
| 2/20/01 | Indiana (5/-) | 66-57 | W |
| 2/24/01 | Penn State (5/-) | 76-57 | W |
| 2/27/01 | Wisconsin (3/22) | 51-47 | W |
| 3/3/01 | Michigan (3/-) | 78-57 | W |
| 3/9/01 | *Penn State (2/-) | 63-65 | L |
| 3/16/01 | \$Alabama St. (3/-) | 69-35 | W |
| 3/18/01 | \$Fresno State (3/-) | 81-65 | W |
| 3/27/01 | &Gonzaga (3/-) | 77-62 | W |
| 3/25/01 | &Temple (3/-) | 69-62 | W |
| 3/31/01 | #Arizona (3/5) | 61-80 | L |

! Coca Cola Spartan Classic (1st place)

+ Jimmy V Classic (East Rutherford, N.J.)

% Sprite Holiday Classic (Auburn Hills, Mich.)

* Big Ten Tournament (Chicago, Ill.)

\$ NCAA Tournament (Memphis, Tenn.)

& NCAA Tournament (Atlanta, Ga.)

NCAA Final Four (Minneapolis, Minn.)



2001-02

NCAA TOURNAMENT

(19-12 Overall; 10-6 - 5th Big Ten)

| DATE | OPPONENT | MSU-OPP | W/L |
|----------|------------------------|---------|-----|
| 11/12/01 | +Detroit (15/-) | 80-70 | W |
| 11/14/01 | +Oklahoma (15/25) | 67-55 | W |
| 11/21/01 | &Syracuse (13/18) | 58-69 | L |
| 11/23/01 | &Fresno St. (13/23) | 58-63 | L |
| 11/30/01 | !IPFW (22/-) | 81-68 | W |
| 12/1/01 | !Lamar (22/-) | 80-71 | W |
| 12/5/01 | Florida (24/6) | 70-74 | L |
| 12/9/01 | !Nicholls St. (24/-) | 92-38 | W |
| 12/15/01 | Arizona (23/6) | 74-60 | W |
| 12/17/01 | UNC Asheville (17/-) | 76-56 | W |
| 12/19/01 | Oakland (17/-) | 78-50 | W |
| 12/22/01 | Seton Hall (17/-) | 68-64 | W |
| 12/29/01 | %Stanford (13/16) | 64-75 | L |
| 1/5/02 | Minnesota (19/-) | 67-70 | L |
| 1/8/02 | Indiana (25/-) | 65-83 | L |
| 1/12/02 | Wisconsin (25/-) | 63-64 | L |
| 1/16/02 | Purdue | 65-56 | W |
| 1/19/02 | Penn State | 77-65 | W |
| 1/22/02 | Iowa | 71-75 | L |
| 1/30/02 | Michigan | 71-44 | W |
| 2/3/02 | Illinois (-/12) | 67-61 | W |
| 2/6/02 | Northwestern | 49-61 | L |
| 2/10/02 | Ohio State (-/16) | 67-64 | W |
| 2/12/02 | Illinois (-/18) | 61-63 | L |
| 2/16/02 | Purdue | 62-59 | W |
| 2/21/02 | Minnesota | 74-55 | W |
| 2/24/02 | Indiana (-/23) | 57-54 | W |
| 2/26/02 | Ohio State (-/18) | 81-76 | W |
| 3/2/02 | Iowa | 93-79 | W |
| 3/9/02 | *Indiana (-/22) | 56-67 | L |
| 3/15/02 | \$North Carolina State | 58-69 | L |

! Coca Cola Spartan Classic

+ Preseason NIT (East Lansing)

+ Preseason NIT (New York - 4th place)

% Pete Newell Challenge (Oakland, Calif.)

* Big Ten Tournament (Indianapolis, Ind.)

\$ NCAA Tournament (Washington, D.C.)

2002-03

NCAA TOURNAMENT

#18 ESPN/USA Today

(22-13 Overall; 10-6 - T-3rd Big Ten)

| DATE | OPPONENT | MSU-OPP | W/L |
|----------|-------------------------|---------|-----|
| 11/22/02 | UNC Asheville (9/-) | 66-52 | W |
| 11/28/02 | %Montana (9/-) | 80-60 | W |
| 11/29/02 | %Villanova (9/-) | 73-81 | L |
| 11/30/02 | %Oklahoma St. (9/-) | 61-64 | L |
| 12/4/02 | Virginia (21/22) | 82-75 | W |
| 12/8/02 | Cleveland St. (21/-) | 79-47 | W |
| 12/14/02 | Kentucky (21/12) | 71-67 | W |
| 12/17/02 | Loyola (15/-) | 80-54 | W |
| 12/21/02 | South Florida (15/-) | 65-56 | W |
| 12/28/02 | Jacksonville St. (15/-) | 76-52 | W |
| 12/30/02 | Toledo (14/-) | 76-81 | L |
| 1/4/03 | +Oklahoma (14/10) | 58-60 | L |
| 1/9/03 | Ohio State (25/-) | 66-55 | W |
| 1/11/03 | Iowa (25/-) | 64-68 | L |
| 1/14/03 | Purdue | 60-72 | L |
| 1/18/03 | Minnesota | 69-77 | L |
| 1/22/03 | Penn State | 70-36 | W |
| 1/26/03 | Michigan | 58-60 | L |
| 1/28/03 | Indiana (-/19) | 61-54 | W |
| 2/2/03 | Illinois (-/13) | 68-65 | W |



YEAR-BY-YEAR RESULTS

SPARTANS

| | | | | |
|---------|------------------|-------|----|---|
| 2/8/03 | Indiana | 67-62 | ot | W |
| 2/11/03 | Wisconsin | 53-64 | L | |
| 2/15/03 | Northwestern | 64-51 | W | |
| 2/18/03 | Illinois (-/20) | 40-70 | L | |
| 2/23/03 | Syracuse (-/15) | 75-76 | L | |
| 2/26/03 | Minnesota | 71-61 | W | |
| 3/1/03 | Purdue | 69-61 | W | |
| 3/5/03 | Iowa | 82-54 | W | |
| 3/8/03 | Ohio State | 72-58 | W | |
| 3/14/03 | *Purdue | 54-42 | W | |
| 3/15/03 | *Ohio State | 54-55 | L | |
| 3/21/03 | \$Colorado | 79-64 | W | |
| 3/23/03 | \$Florida (-/10) | 68-46 | W | |
| 3/28/03 | &Maryland (-/17) | 60-58 | W | |
| 3/30/03 | &Texas (-/5) | 76-85 | L | |

% Great Alaska Shootout (Anchorage - 4th place)

+ All College Classic (Oklahoma City, Okla.)

* Big Ten Tournament (Chicago, Ill.)

\$ NCAA Tournament (Tampa, Fla.)

& NCAA Tournament (San Antonio, Texas)

2003-04

NCAA TOURNAMENT

(18-12 Overall; 12-4 - T-2nd Big Ten)

| DATE | OPPONENT | MSU-OPP | W/L |
|----------|----------------------|---------|------|
| 11/21/03 | Bucknell (3/-) | 64-52 | W |
| 11/25/03 | Kansas (3/6) | 74-81 | L |
| 11/29/03 | IPenn (3/-) | 77-52 | W |
| 11/30/03 | IDePaul (3/-) | 89-81 | W |
| 12/3/03 | Duke (5/6) | 50-72 | L |
| 12/6/03 | %Oklahoma (5/14) | 77-80 | ot L |
| 12/13/03 | %Kentucky (21/8) | 74-79 | L |
| 12/16/03 | South Florida (25/-) | 73-60 | W |
| 12/20/03 | UCLA (25/-) | 58-64 | L |
| 12/30/03 | Coppin State | 78-72 | W |
| 1/3/04 | Syracuse (-/17) | 83-96 | L |
| 1/10/04 | Wisconsin (-/21) | 64-77 | L |
| 1/14/04 | Penn State | 76-58 | W |
| 1/17/04 | Michigan | 71-54 | W |
| 1/21/04 | Northwestern | 73-61 | W |
| 1/25/04 | Purdue (-/23) | 70-76 | ot L |
| 1/28/04 | Minnesota | 79-78 | ot W |
| 1/31/04 | Indiana | 84-72 | W |
| 2/4/04 | Iowa | 89-72 | W |
| 2/7/04 | Ohio State | 84-70 | W |
| 2/10/04 | Illinois | 51-75 | L |
| 2/14/04 | Minnesota | 69-58 | W |
| 2/17/04 | Purdue | 62-55 | W |
| 2/21/04 | Northwestern | 66-56 | W |
| 2/24/04 | Michigan | 72-69 | W |
| 2/28/04 | Penn State | 67-42 | W |
| 3/2/04 | Wisconsin (-/17) | 64-68 | ot L |
| 3/10/04 | *Northwestern | 68-55 | W |
| 3/13/04 | *Wisconsin (-/10) | 66-68 | L |
| 3/18/04 | \$Nevada | 66-72 | L |

% The Basketball Bowl (Detroit, Mich. - Ford Field; Attr: 78,129)

! Spartan Classic

+ Spartan Clash (Auburn Hills, Mich.)

* Big Ten Tournament (Indianapolis, Ind.)

\$ NCAA Tournament (Seattle, Wash.)

2004-05

NCAA FINAL FOUR

#15 AP/#4 ESPN/USA Today

(26-7 Overall; 13-3 - 2nd Big Ten)

| DATE | OPPONENT | MSU-OPP | W/L |
|----------|---|---------|-------|
| 11/19/04 | Florida A&M (13/-) | 104-72 | W |
| 11/23/04 | Green Bay (10/-) | 104-46 | W |
| 11/27/04 | Nicholls St. (10/-) | 102-52 | W |
| 11/30/04 | Duke (11/10) | 74-81 | L |
| 12/4/04 | +George Wash. (11/-) | 83-96 | L |
| 12/5/04 | +George Mason (11/-) | 66-60 | W |
| 12/11/04 | %Stanford (20/-) | 78-53 | W |
| 12/18/04 | Delaware St. (21/-) | 63-45 | W |
| 12/21/04 | UCLA (23/-) | 76-64 | W |
| 12/29/04 | UNC Asheville (23/-) | 92-63 | W |
| 1/5/05 | Penn State (20/-) | 84-58 | W |
| 1/8/05 | Northwestern (20/-) | 87-58 | W |
| 1/16/05 | Wisconsin (15/-) | 59-62 | L |
| 1/18/05 | Purdue (19/-) | 71-64 | W |
| 1/22/05 | Minnesota (19/-) | 69-55 | W |
| 1/27/05 | Michigan (15/-) | 64-53 | W |
| 1/29/05 | Oakland (15/-) | 92-75 | W |
| 2/1/05 | Illinois (12/1) | 68-81 | L |
| 2/5/05 | Iowa (12/-) | 75-64 | W |
| 2/9/05 | Ohio State (13/-) | 83-69 | W |
| 2/12/05 | Michigan (13/-) | 64-49 | W |
| 2/16/05 | Minnesota (11/-) | 81-62 | W |
| 2/19/05 | Purdue (11/-) | 68-57 | W |
| 2/24/05 | Wisconsin (10/20) | 77-64 | W |
| 2/27/05 | Indiana (10/-) | 74-78 | ot L |
| 3/2/05 | Northwestern (14/-) | 69-58 | W |
| 3/5/05 | Penn State (14/-) | 90-64 | W |
| 3/11/05 | *Iowa (13/-) | 69-71 | L |
| 3/17/05 | \$Old Dominion (15/-) | 89-81 | W |
| 3/20/05 | \$Vermont (15/-) | 72-61 | W |
| 3/25/05 | &Duke (15/3) | 78-68 | W |
| 3/27/05 | &Kentucky (15/7) | 94-88 | 2ot W |
| 4/2/05 | #North Carolina (15/2) | 71-87 | L |
| | + BB&T Classic (Washington, D.C. - 3rd place) | | |
| | % Spartan Clash (Auburn Hills, Mich.) | | |
| | * Big Ten Tournament (Chicago, Ill.) | | |
| | \$ NCAA Tournament (Worcester, Mass.) | | |
| | & NCAA Tournament (Austin, Texas) | | |
| | # NCAA Final Four (St. Louis, Mo.) | | |

2005-06

NCAA TOURNAMENT

(22-12 Overall; 8-8 - T-6th Big Ten)

| DATE | OPPONENT | MSU-OPP | W/L |
|----------|------------------------|---------|-------|
| 11/19/05 | Hawaii'i (4/-) | 62-84 | L |
| 11/21/05 | +Chaminade (12/-) | 89-67 | W |
| 11/22/05 | +Gonzaga (12/8) | 106-109 | 3ot L |
| 11/23/05 | +Arizona (12/9) | 74-71 | ot W |
| 11/27/05 | IPFW (12/-) | 84-73 | W |
| 11/30/05 | Georgia Tech (13/-) | 88-86 | W |
| 12/3/05 | %UALR (13/-) | 72-67 | W |
| 12/6/05 | #Boston College (14/6) | 77-70 | W |
| 12/10/05 | \$Wichita State (14/-) | 83-64 | W |
| 12/16/05 | Cleveland St. (12/-) | 83-75 | W |
| 12/18/05 | Florida Inter. (12/-) | 85-58 | W |
| 12/21/05 | UW-Green Bay (10/-) | 98-69 | W |
| 12/28/05 | Tenn. Tech (9/-) | 80-63 | W |
| 12/31/05 | Coppin State (9/-) | 78-54 | W |
| 1/5/06 | Illinois (7/6) | 50-60 | L |
| 1/8/06 | Wisconsin (7/-) | 63-82 | L |
| 1/11/06 | Indiana (14/9) | 87-73 | W |
| 1/15/06 | Ohio State (14/19) | 62-59 | 2ot W |

| | | | |
|---------|---|-------|---|
| 1/21/06 | Iowa (11/23) | 85-55 | W |
| 1/25/06 | Michigan (11/-) | 67-72 | L |
| 1/28/06 | Penn State (11/-) | 69-60 | W |
| 2/4/06 | Northwestern (12/-) | 77-66 | W |
| 2/8/06 | Purdue (12/-) | 77-52 | W |
| 2/11/06 | Minnesota (12/-) | 55-69 | L |
| 2/14/06 | Iowa (16/18) | 54-66 | L |
| 2/18/06 | Michigan (16/-) | 90-71 | W |
| 2/22/06 | Ohio State (18/13) | 68-79 | L |
| 2/26/06 | Indiana (18/-) | 71-78 | L |
| 3/2/06 | Wisconsin (25/-) | 74-65 | W |
| 3/4/06 | Illinois (25/10) | 68-75 | L |
| 3/9/06 | *Purdue | 70-58 | W |
| 3/10/06 | *Illinois (-/9) | 61-56 | W |
| 3/11/06 | *Iowa (-/20) | 48-53 | L |
| 3/17/06 | &George Mason | 65-75 | L |
| | + Maui Invitational (Lahaina, Hawaii - 3rd place) | | |
| | % Grand Rapids, Mich. | | |
| | # Jimmy V Classic (New York, N.Y.) | | |
| | \$ Spartan Clash (Auburn Hills, Mich.) | | |
| | * Big Ten Tournament (Indianapolis, Ind.) | | |
| | & NCAA Tournament (Dayton, Ohio) | | |

2006-07

NCAA TOURNAMENT

(23-12 Overall; 8-8 - T-6th Big Ten)

| DATE | OPPONENT | MSU-OPP | W/L |
|----------|--|---------|-----|
| 11/8/06 | %Brown | 45-34 | W |
| 11/9/06 | %Youngstown State | 86-61 | W |
| 11/12/06 | The Citadel | 73-41 | W |
| 11/16/06 | %Texas (-/19) | 63-61 | W |
| 11/17/06 | %Maryland | 60-62 | L |
| 11/21/06 | Vermont | 66-46 | W |
| 11/25/06 | Oakland | 71-53 | W |
| 11/29/06 | Boston College | 58-65 | L |
| 12/3/06 | Bradley | 82-53 | W |
| 12/6/06 | IPFW | 80-43 | W |
| 12/9/06 | SBYU | 76-61 | W |
| 12/16/06 | Chicago State | 69-61 | W |
| 12/19/06 | Belmont | 67-58 | W |
| 12/23/06 | UW-Green Bay | 76-64 | W |
| 12/30/06 | Loyola (Md.) | 74-61 | W |
| 1/4/07 | Iowa | 60-62 | L |
| 1/7/07 | Indiana | 51-73 | L |
| 1/10/07 | Northwestern | 66-45 | W |
| 1/14/07 | Illinois | 63-57 | W |
| 1/20/07 | Penn State | 91-64 | W |
| 1/24/07 | Minnesota | 70-46 | W |
| 1/27/07 | Ohio State (-/5) | 64-66 | L |
| 1/30/07 | Illinois | 50-57 | L |
| 2/3/07 | Ohio State (-/4) | 54-63 | L |
| 2/7/07 | Purdue | 38-62 | L |
| 2/13/07 | Michigan | 59-44 | W |
| 2/17/07 | Iowa | 81-49 | W |
| 2/20/07 | Wisconsin (-/1) | 64-55 | W |
| 2/24/07 | Indiana | 66-58 | W |
| 2/27/07 | Michigan | 56-67 | L |
| 3/3/07 | Wisconsin (-/4) | 50-52 | L |
| 3/8/07 | *Northwestern | 62-57 | W |
| 3/9/07 | *Wisconsin (-/3) | 57-70 | L |
| 3/15/07 | &Marquette (-/18) | 61-49 | W |
| 3/17/07 | #North Carolina (-/8) | 67-81 | L |
| | % 2K Sports College Hoops Classic (E. Lan, N.Y. - 2nd place) | | |
| | \$ Spartan Clash (Auburn Hills, Mich.) | | |
| | * Big Ten Tournament (Chicago, Ill.) | | |
| | & NCAA Tournament (Winston-Salem, N.C.) | | |



YEAR-BY-YEAR RESULTS

2007-08

NCAA TOURNAMENT

#18 AP/#13 ESPN/USA Today

(27-9 Overall; 12-6 - 4th Big Ten)

| DATE | OPPONENT | MSU-OPP | W/L |
|----------|-------------------------|---------|-----|
| 11/13/07 | %Chicago St. (12/-) | 86-53 | W |
| 11/14/07 | %La.-Monroe (12/-) | 83-65 | W |
| 11/19/07 | %Missouri (10/-) | 86-83 | W |
| 11/20/07 | %UCLA (10/2) | 63-68 | L |
| 11/24/07 | Oakland (10/-) | 75-71 | W |
| 11/28/07 | N. Carolina St. (10/24) | 81-58 | W |
| 12/1/07 | Jacksonville (10/-) | 80-51 | W |
| 12/4/07 | Bradley (9/-) | 66-61 | W |
| 12/8/07 | ^BYU (9/20) | 68-61 | W |
| 12/15/07 | IPFW (9/-) | 79-57 | W |
| 12/19/07 | San Jose State (9/-) | 85-45 | W |
| 12/22/07 | \$Texas (9/4) | 78-72 | W |
| 12/29/07 | Green Bay (7/-) | 93-75 | W |
| 1/5/08 | Minnesota (6/-) | 65-59 | W |
| 1/8/08 | Purdue (6/-) | 78-75 | W |
| 1/12/08 | Iowa (6/-) | 36-43 | L |
| 1/15/08 | Ohio State (11/-) | 66-60 | W |
| 1/20/08 | Minnesota (11/-) | 78-73 | W |
| 1/24/08 | Northwestern (10/-) | 78-62 | W |
| 1/27/08 | Michigan (10/-) | 77-62 | W |
| 1/30/08 | Illinois (8/-) | 51-41 | W |
| 2/2/08 | Penn State (8/-) | 76-85 | L |
| 2/9/08 | Northwestern (11/-) | 70-55 | W |
| 2/12/08 | Purdue (10/19) | 54-60 | L |
| 2/16/08 | Indiana (10/13) | 61-80 | L |
| 2/20/08 | Penn State (19/-) | 86-49 | W |
| 2/23/08 | Iowa (19/-) | 66-52 | L |
| 2/28/08 | Wisconsin (19/10) | 42-57 | L |
| 3/2/08 | Indiana (19/12) | 103-74 | W |
| 3/6/08 | Illinois (17/-) | 59-51 | W |
| 3/9/08 | Ohio State (17/-) | 54-63 | L |
| 3/14/08 | *Ohio State (19/-) | 67-60 | W |
| 3/15/08 | *Wisconsin (19/8) | 63-65 | L |
| 3/20/08 | &Temple (18/-) | 72-61 | W |
| 3/22/08 | &Pittsburgh (18/17) | 65-54 | W |
| 3/28/08 | #Memphis (18/2) | 74-92 | L |

% CBE Classic (East Lansing/Kansas City, Mo. - 2nd place)

^ Salt Lake City, Utah

\$ Spartan Clash (Auburn Hills, Mich.)

* Big Ten Tournament (Indianapolis, Ind.)

& NCAA Tournament (Denver, Colo.)

NCAA Tournament (Houston, Texas)

2008-09

NCAA FINAL FOUR

BIG TEN CHAMPIONS

#8 AP/#2 ESPN/USA Today

(31-7 Overall; 15-3 - 1st Big Ten)

| DATE | OPPONENT | MSU-OPP | W/L |
|----------|----------------------|---------|-----|
| 11/16/08 | Idaho (6/-) | 100-62 | W |
| 11/19/08 | IPFW (5/-) | 70-59 | W |
| 11/27/08 | +Maryland (5/-) | 62-80 | L |
| 11/28/08 | +Oklahoma St. (5/-) | 94-79 | W |
| 11/30/08 | +Wichita State (5/-) | 65-57 | W |
| 12/3/08 | %N. Carolina (13/1) | 63-98 | L |
| 12/7/08 | Bradley (13/-) | 75-59 | W |
| 12/13/08 | Alcorn State (18/-) | 118-60 | W |
| 12/17/08 | The Citadel (19/-) | 79-65 | W |
| 12/20/08 | \$Texas (19/5) | 67-63 | W |
| 12/27/08 | ^Oakland (11/-) | 82-66 | W |
| 12/31/08 | Minnesota (10/21) | 70-58 | W |
| 1/3/09 | Northwestern (10/-) | 77-66 | W |
| 1/6/09 | Ohio State (8/-) | 67-58 | W |

| | | | |
|---------|-----------------------|-------|---|
| 1/10/09 | Kansas (8/-) | 75-62 | W |
| 1/14/09 | Penn State (7/-) | 78-73 | W |
| 1/17/09 | Illinois (7/-) | 63-57 | W |
| 1/21/09 | Northwestern (7/-) | 63-70 | L |
| 1/25/09 | Ohio State (7/-) | 78-67 | W |
| 1/29/09 | Iowa (9/-) | 71-56 | W |
| 2/1/09 | Penn State (9/-) | 68-72 | L |
| 2/4/09 | Minnesota (13/19) | 76-47 | W |
| 2/7/09 | Indiana (13/-) | 75-47 | W |
| 2/10/09 | Michigan (9/-) | 54-42 | W |
| 2/17/09 | Purdue (6/19) | 54-72 | L |
| 2/22/09 | Wisconsin (6/-) | 61-50 | W |
| 2/25/09 | Iowa (9/-) | 62-54 | W |
| 3/1/09 | Illinois (9/20) | 74-66 | W |
| 3/3/09 | Indiana (8/-) | 64-59 | W |
| 3/8/09 | Purdue (8/19) | 62-51 | W |
| 3/13/09 | *Minnesota (7/-) | 64-56 | W |
| 3/14/09 | *Ohio State (7/-) | 70-82 | L |
| 3/20/09 | &Robert Morris (8/-) | 77-62 | W |
| 3/22/09 | &USC (8/-) | 74-69 | W |
| 3/27/09 | #Kansas (8/14) | 67-62 | W |
| 3/29/09 | %Louisville (8/1) | 64-52 | W |
| 4/4/09 | !Connecticut (8/5) | 82-73 | W |
| 4/6/09 | !North Carolina (8/2) | 72-89 | L |

^ Old Spice Classic (Lake Buena Vista, Fla.)

% Ford Field, Detroit, Mich.

^ Houston, Texas

^ Auburn Hills, Mich.

* Big Ten Tournament (Indianapolis, Ind.)

& NCAA Tournament (Minneapolis, Minn.)

NCAA Tournament (Indianapolis, Ind.)

! NCAA Final Four (Detroit, Mich.)

2009-10

NCAA FINAL FOUR

BIG TEN CHAMPIONS

#13 AP/#4 ESPN/USA Today

(28-9 Overall; 14-4 - t-1st Big Ten)

| DATE | OPPONENT | MSU-OPP | W/L |
|----------|-----------------------|---------|-----|
| 11/13/09 | Fla. Gulf Coast (2/-) | 97-58 | W |
| 11/17/09 | Gonzaga (2/-) | 75-71 | W |
| 11/20/09 | %Toledo (2/-) | 75-62 | W |
| 11/22/09 | %Valparaiso (2/-) | 90-60 | W |
| 11/27/09 | %Florida (2/-) | 74-77 | L |
| 11/28/09 | %UMass (2/-) | 106-68 | W |
| 12/1/09 | North Carolina (9/10) | 82-89 | L |
| 12/4/09 | Wofford (9/-) | 72-60 | W |
| 12/7/09 | The Citadel (12/-) | 69-56 | W |
| 12/10/09 | Oakland (12/-) | 88-57 | W |
| 12/19/09 | IPFW (12/-) | 72-60 | W |
| 12/22/09 | Texas (9/2) | 68-79 | L |
| 12/30/09 | UT Arlington (11/5) | 87-68 | W |
| 1/2/10 | Northwestern (11/25) | 91-70 | W |
| 1/6/10 | Wisconsin (10/17) | 54-47 | W |
| 1/9/10 | Iowa (10/-) | 71-53 | W |
| 1/13/10 | Minnesota (7/-) | 60-53 | W |
| 1/16/10 | Illinois (7/-) | 73-63 | W |
| 1/20/10 | Iowa (6/-) | 70-63 | W |
| 1/23/10 | Minnesota (6/-) | 65-64 | W |
| 1/26/10 | Michigan (5/-) | 57-56 | W |
| 1/30/10 | Northwestern (5/-) | 79-70 | W |
| 2/2/10 | Wisconsin (5/16) | 49-67 | L |
| 2/6/10 | Illinois (5/-) | 73-78 | L |
| 2/9/10 | Purdue (10/6) | 64-76 | L |
| 2/13/10 | Penn State (10/-) | 65-54 | W |
| 2/16/10 | Indiana (11/-) | 72-58 | W |
| 2/21/10 | Ohio State (11/9) | 67-74 | L |
| 2/28/10 | Purdue (14/3) | 53-44 | W |
| 3/4/10 | Penn State (11/-) | 67-65 | W |
| 3/7/10 | Michigan (11/-) | 64-48 | W |

| | | | | |
|---------|------------------------|-------|----|---|
| 3/12/10 | *Minnesota (11/-) | 67-72 | ot | L |
| 3/19/10 | &New Mexico St. (13/-) | 70-67 | W | |
| 3/21/10 | &Maryland (13/20) | 85-83 | W | |
| 3/26/10 | #Northern Iowa (13/-) | 59-52 | W | |
| 3/28/10 | %Tennessee (13/15) | 70-69 | W | |
| 4/3/10 | !Butler (13/11) | 50-52 | L | |

% Legends Classic (East Lansing/Atlantic City, N.J. - 3rd place)

* Big Ten Tournament (Indianapolis, Ind.)

& NCAA Tournament (Spokane, Wash.)

NCAA Tournament (St. Louis, Mo.)

! NCAA Final Four (Indianapolis, Ind.)

2010-11

NCAA TOURNAMENT

(19-15 Overall; 9-9 - t-4th Big Ten)

| DATE | OPPONENT | MSU-OPP | W/L |
|----------|-------------------------|---------|------|
| 11/12/10 | Eastern Mich. (2/-) | 96-66 | W |
| 11/16/10 | South Carolina (2/-) | 82-73 | W |
| 11/22/10 | %Chaminade (2/-) | 82-74 | W |
| 11/23/10 | %Connecticut (2/-) | 67-70 | L |
| 11/24/10 | %Washington (2/13) | 76-71 | W |
| 11/28/10 | Tenn. Tech (2/-) | 73-55 | W |
| 12/1/10 | Duke (6/1) | 79-84 | L |
| 12/4/10 | Bowling Green (9/-) | 74-39 | W |
| 12/7/10 | Syracuse (7/8) | 58-72 | L |
| 12/11/10 | Oakland (7/-) | 77-76 | W |
| 12/18/10 | Prairie View A&M (14/-) | 90-51 | W |
| 12/22/10 | Texas (12/18) | 55-67 | L |
| 12/31/10 | Minnesota (20/14) | 71-62 | W |
| 1/3/11 | Northwestern (18/-) | 65-62 | W |
| 1/8/11 | Penn State (18/-) | 62-66 | L |
| 1/11/11 | Wisconsin (-20) | 64-61 | ot W |
| 1/15/11 | Northwestern | 71-67 | ot W |
| 1/18/11 | Illinois (17/23) | 62-71 | L |
| 1/22/11 | Purdue (17/14) | 76-86 | L |
| 1/27/11 | Michigan (25/-) | 57-61 | L |
| 1/30/11 | Indiana (25/-) | 84-83 | ot W |
| 2/2/11 | Iowa | 52-72 | L |
| 2/6/11 | Wisconsin (-19) | 56-82 | L |
| 2/10/11 | Penn State | 75-57 | W |
| 2/15/11 | Ohio State (-2) | 61-71 | L |
| 2/19/11 | Illinois | 61-57 | W |
| 2/22/11 | Minnesota | 53-48 | W |
| 2/27/11 | Purdue (-8) | 47-67 | L |
| 3/2/11 | Iowa | 85-66 | W |
| 3/5/11 | Michigan | 63-70 | L |
| 3/10/11 | *Iowa | 66-61 | W |
| 3/11/11 | *Purdue (-9) | 74-56 | W |
| 3/12/11 | *Penn State | 48-61 | L |
| 3/17/11 | &UCLA | 76-78 | L |

* Maui Invitational (Lahaina, Hawaii) - 3rd place)
* Big Ten Tournament (Indianapolis, Ind.)
* NCAA Tournament (Tampa, Fla.)

% Maui Invitational (Lahaina, Hawaii - 3rd place)

* Big Ten Tournament (Indianapolis, Ind.)

& NCAA Tournament (Tampa, Fla.)



YEAR-BY-YEAR RESULTS

SPARTANS

2011-12

NCAA TOURNAMENT
BIG TEN CHAMPIONS

#5 AP/#7 ESPN/USA Today

(29-8 Overall; 13-5 - t-1st Big Ten)

| DATE | OPPONENT | MSU-OPP | W/L |
|----------|-----------------------|---------|------|
| 11/11/11 | %North Carolina (-/1) | 55-67 | L |
| 11/15/11 | ^Duke (-/6) | 69-74 | L |
| 11/18/11 | Texas Southern | 76-41 | W |
| 11/20/11 | UALR | 69-47 | W |
| 11/23/11 | Milwaukee | 68-55 | W |
| 11/27/11 | Eastern Michigan | 72-40 | W |
| 11/30/11 | Florida State | 65-49 | W |
| 12/4/11 | Nebraska Omaha | 110-68 | W |
| 12/7/11 | Central Connecticut | 89-69 | W |
| 12/10/11 | Gonzaga (-/23) | 74-67 | W |
| 12/17/11 | Bowling Green (21/-) | 74-60 | W |
| 12/19/11 | UMKC (19/-) | 89-54 | W |
| 12/22/11 | Lehigh (19/-) | 90-81 | W |
| 12/28/11 | Indiana (16/13) | 80-65 | W |
| 12/31/11 | Nebraska (16/-) | 68-55 | W |
| 1/3/12 | Wisconsin (10/18) | 63-60 | ot W |
| 1/10/12 | Iowa (6/-) | 95-61 | W |
| 1/14/12 | Northwestern (6/-) | 74-81 | L |
| 1/17/12 | Michigan (9/20) | 59-60 | L |
| 1/21/12 | Purdue (9/-) | 83-58 | W |
| 1/25/12 | Minnesota (10/-) | 68-52 | W |
| 1/31/12 | Illinois (9/-) | 41-42 | L |
| 2/5/12 | Michigan (9/23) | 64-54 | W |
| 2/8/12 | Penn State (11/-) | 77-57 | W |
| 2/11/12 | Ohio State (11/3) | 58-48 | W |
| 2/16/12 | Wisconsin (7/15) | 69-55 | W |
| 2/19/12 | Purdue (7/-) | 76-62 | W |
| 2/22/12 | Minnesota (6/-) | 66-61 | W |
| 2/25/12 | Nebraska (6/-) | 62-34 | W |
| 2/28/12 | Indiana (5/18) | 55-70 | L |
| 3/4/12 | Ohio State (5/10) | 70-72 | L |
| 3/9/12 | *Iowa (8/-) | 92-75 | W |
| 3/10/12 | *Wisconsin (8/14) | 65-52 | W |
| 3/11/12 | *Ohio State (8/7) | 68-64 | W |
| 3/16/12 | &LIU Brooklyn (5/-) | 89-67 | W |
| 3/18/12 | &Saint Louis (5/-) | 65-61 | W |
| 3/22/12 | #Louisville (5/17) | 44-57 | L |

% Quicken Loans Carrier Classic (USS Carl Vinson, San Diego)

^ Champions Classic (New York, N.Y.)

* Big Ten Tournament (Indianapolis, Ind.)

NCAA Tournament (Columbus, Ohio)

NCAA Tournament (Phoenix, Ariz.)

2012-13

NCAA TOURNAMENT

#9 AP/#13 ESPN/USA Today

(27-9 Overall; 13-5 - t-2nd Big Ten)

| DATE | OPPONENT | MSU-OPP | W/L |
|----------|------------------------|---------|-----|
| 11/9/12 | %Connecticut (14/-) | 62-66 | L |
| 11/13/12 | ^Kansas (21/7) | 67-64 | W |
| 11/18/12 | Texas Southern (21/-) | 69-41 | W |
| 11/20/12 | Boise State (15/-) | 74-70 | W |
| 11/23/12 | Oakland (15/-) | 70-52 | W |
| 11/25/12 | Louisiana (15/-) | 63-60 | W |
| 11/28/12 | Miami (13/-) | 59-67 | L |
| 12/1/12 | Nicholls State (13/-) | 84-39 | W |
| 12/5/12 | Ark.-Pine Bluff (19/-) | 76-44 | W |
| 12/8/12 | Loyola-Chicago (19/-) | 73-61 | W |
| 12/15/12 | Stuskegee (19/-) | 92-56 | W |
| 12/18/12 | Bowling Green (20/-) | 89-54 | W |
| 12/22/12 | Texas (20/-) | 67-56 | W |
| 12/31/12 | Minnesota (18/9) | 63-76 | L |
| 1/5/13 | Purdue (18/-) | 84-61 | W |
| 1/10/13 | Iowa (22/-) | 62-59 | W |
| 1/13/13 | Nebraska (22/-) | 66-56 | W |
| 1/16/13 | Penn State (18/-) | 81-72 | W |
| 1/19/13 | Ohio State (18/11) | 59-56 | W |
| 1/22/13 | Wisconsin (13/-) | 49-47 | W |
| 1/27/13 | Indiana (13/7) | 70-75 | L |
| 1/31/13 | Illinois (13/-) | 80-75 | W |
| 2/6/13 | Minnesota (12/18) | 61-50 | W |
| 2/9/13 | Purdue (12/-) | 78-65 | W |
| 2/12/13 | Michigan (8/4) | 75-52 | W |
| 2/16/13 | Nebraska (8/-) | 73-64 | W |
| 2/19/13 | Indiana (4/1) | 68-72 | L |
| 2/24/13 | Ohio State (4/18) | 60-68 | L |
| 3/3/13 | Michigan (9/4) | 57-58 | L |
| 3/7/13 | Wisconsin (10/22) | 58-43 | W |
| 3/10/13 | Northwestern (10/-) | 71-61 | W |
| 3/15/13 | *Iowa (8/-) | 59-56 | W |
| 3/16/13 | *Ohio State (8/10) | 58-61 | L |
| 3/21/13 | &Valparaiso (9/-) | 65-54 | W |
| 3/23/13 | &Memphis (9/19) | 70-48 | W |
| 3/29/13 | #Duke (9/6) | 61-71 | L |

% Armed Forces Classic (Ramstein Air Base, Germany)

^ Champions Classic (Atlanta, Ga.)

% Played at Jenison Field House

* Big Ten Tournament (Chicago, Ill.)

NCAA Tournament (Auburn Hills, Mich.)

NCAA Tournament (Indianapolis, Ind.)

2013-14

NCAA TOURNAMENT

#11 AP/#8 ESPN/USA Today

(29-9 Overall; 12-6 - t-2nd Big Ten)

| DATE | OPPONENT | MSU-OPP | W/L |
|----------|----------------------|---------|------|
| 11/8/13 | McNeese State (2/-) | 98-56 | W |
| 11/12/13 | ^Kentucky (2/1) | 78-74 | W |
| 11/15/13 | Columbia (2/-) | 62-53 | W |
| 11/18/13 | Portland (1/-) | 82-67 | W |
| 11/22/13 | %Virginia Tech (1/-) | 96-77 | W |
| 11/23/13 | %Oklahoma (1/-) | 87-76 | W |
| 11/29/13 | Mt. St. Mary's (1/-) | 98-65 | W |
| 12/4/13 | North Carolina (1/-) | 65-79 | L |
| 12/14/13 | Oakland (5/-) | 67-63 | W |
| 12/17/13 | North Florida (5/-) | 78-48 | W |
| 12/21/13 | Texas (5/-) | 92-78 | W |
| 12/28/13 | New Orleans (5/-) | 101-48 | W |
| 12/31/13 | Penn State (5/-) | 79-63 | W |
| 1/4/14 | Indiana (5/-) | 73-56 | W |
| 1/7/14 | Ohio State (5/3) | 72-68 | ot W |
| 1/11/14 | Minnesota (5/-) | 87-75 | ot W |
| 1/15/14 | Northwestern (4/-) | 54-40 | W |
| 1/18/14 | Illinois (4/-) | 78-62 | W |
| 1/21/14 | Indiana (3/-) | 71-66 | W |
| 1/25/14 | Michigan (3/21) | 75-80 | L |
| 1/28/14 | Iowa (7/15) | 71-69 | ot W |
| 2/1/14 | SGeorgetown (7/-) | 60-64 | L |
| 2/6/14 | Penn State (9/-) | 82-67 | W |
| 2/9/14 | Wisconsin (9/-) | 58-60 | L |
| 2/13/14 | Michigan (9/-) | 85-70 | W |
| 2/16/14 | Nebraska (9/-) | 51-60 | L |
| 2/20/14 | Purdue (13/-) | 94-79 | W |
| 2/23/14 | Michigan (13/20) | 70-79 | L |
| 3/1/14 | Illinois (18/-) | 46-53 | L |
| 3/6/14 | Iowa (22/24) | 86-76 | W |
| 3/9/14 | Ohio State (22/-) | 67-69 | L |
| 3/14/14 | *Northwestern (22/-) | 67-51 | W |
| 3/15/14 | *Wisconsin (22/12) | 83-75 | W |
| 3/16/14 | *Michigan (22/8) | 69-55 | W |
| 3/20/14 | &Delaware (11/-) | 93-78 | W |
| 3/22/14 | &Harvard (11/-) | 80-73 | W |
| 3/28/14 | #Virginia (11/3) | 61-59 | W |
| 3/30/14 | #Connecticut (11/18) | 54-60 | L |

^ Champions Classic (Chicago, Ill.)

% Coaches Vs. Cancer Classic (Brooklyn, N.Y.)

\$ Super Saturday Hoops (New York, N.Y.)

* Big Ten Tournament (Indianapolis, Ind.)

NCAA Tournament (Spokane, Wash.)

NCAA Tournament (New York, N.Y.)

MSU'S RECORD

| | |
|---------------------------|---------|
| When Ranked | 521-181 |
| When Ranked in Top 10 | 268-89 |
| When Ranked No. 1 | 9-4 |
| Vs. Ranked Opponents | 180-261 |
| Vs. Opp. Ranked in Top 10 | 59-141 |
| Vs. Opp. Ranked No. 1 | 3-19 |

* Rankings based on The Associated Press Poll



ALL-TIME RECORD VS. OPPONENTS

AC Spark Plug (Flint).....1-0

(A - 1-0)

12-26-1919 A W 29-28

Adrian.....12-0

(H - 9-0; A - 3-0)

1-18-1906 H W 43-18

3-10-1906 A W 21-20

2-7-1907 H W 54-24

2-20-1907 A W 41-20

1-17-1908 H W 30-14

2-22-1908 A W 42-31

1-25-1909 H W 53-13

12-15-1923 H W 25-12

12-10-1924 H W 42-16

12-12-1925 H W 30-14

12-8-1926 H W 33-29

12-7-1927 H W 30-25

Akron.....1-0

(A - 1-0)

2-27-1914 A W 45-30

Alabama.....1-1

(N - 1-1)

12-28-1983 N L 69-81

12-23-1998 N W 75-58

Alabama-Birmingham.....0-2

(N - 0-2)

3-15-1985 N L 68-70

3-29-1989 N L 76-78 ot

Alabama State.....1-0

(N - 1-0)

3-16-2001 N W 69-35

Albion.....10-1

(H - 8-1; A - 2-0)

2-23-1906 A W 44-11

3-3-1906 H W 59-8

2-2-1912 H W 60-23

1-2-1922 H W 33-13

1-12-1927 H L 31-37

2-8-1928 H W 52-20

12-3-1932 H W 31-29

12-2-1935 H W 36-28

12-9-1936 H W 32-22

1-8-1945 A W 72-36

1-22-1945 H W 58-38

Alcorn State.....1-0

(H - 1-0)

12-13-2008 H W 118-60

Alger Country Club.....1-0

(A - 1-0)

3-21-1920 A W 17-14

Alma.....15-1

(H - 12-0; A - 3-1)

2-1-1902 H W 102-3

3-9-1902 A W 29-3

1-23-1904 H W 52-7

2-27-1904 A L 14-22

3-16-1906 H W 52-8

1-20-1911 H W 51-24

2-24-1911 A W 23-21

1-16-1912 H W 53-14

2-16-1912 A W 37-15

1-27-1913 H W 48-24

1-20-1917 H W 47-7

1-4-1922 H W 43-17

2-17-1923 H W 27-21

2-6-1931 H W 42-20

12-3-1931 H W 39-12

11-27-1948 H W 46-33

Alpena Independent.....1-0

(A - 1-0)

3-20-1920 A W 22-11

Alumni.....3-1

(H - 3-1)

3-14-1925 H W 43-19

3-6-1926 H L 38-40

2-25-1927 H W 36-24

1-17-1959 H W 63-56

Ann Arbor YMCA.....0-2

(H - 0-1; A - 0-1)

2-12-1906 H L 20-21

2-24-1906 A L 25-29

Arizona.....2-4

(H - 1-1; A - 0-2; N - 1-1)

1-2-1947 H L 43-45

12-29-1987 A L 58-78

12-11-2000 A L 68-79

3-31-2001 N L 61-80

12-15-2001 H W 74-60

11-29-2005 N W 74-71 ot

Arizona State.....1-0

(N - 1-0)

12-30-1972 N W 83-74

Arkansas.....2-0

(N - 2-0)

11-27-1991 N W 86-71

11-28-1995 N W 75-72

Arkansas-Little Rock.....2-0

(H - 1-0; N - 1-0)

12-3-2005 N W 72-67

11-20-2011 H W 69-47

Arkansas-Pine Bluff.....1-0

(H - 1-0)

12-5-2012 H W 76-44

Armour Instit. of Tech.....7-2

(H - 5-0; A - 2-2)

1-12-1907 H W 51-24

2-27-1908 A L 26-29

2-21-1909 H W 53-7

2-11-1910 A W 26-11

1-21-1911 H W 51-11

2-3-1911 A L 21-36

1-12-1912 A W 39-30

1-27-1912 H W 51-18

1-2-1923 H W 27-22

Army.....1-0

(H - 1-0)

12-1-1984 H W 76-64

Auburn.....1-0

(N - 1-0)

11-24-1989 N W 92-79

Austin Peay.....3-1

(H - 3-0; A - 0-1)

12-19-1987 A L 77-85

12-17-1988 H W 70-60

12-9-1989 H W 88-76

12-27-1991 H W 82-71

Ball State.....1-0

(H - 1-0)

12-29-1994 H W 117-95

Baltimore.....1-0

(A - 1-0)

1-29-1940 A W 39-28

Battle Creek YMCA.....3-0

(H - 2-0; A - 1-0)

2-25-1905 H W 94-4

2-24-1908 A W 28-14

2-18-1909 H W 32-25

Bay City YMCA.....3-0

(H - 2-0; A - 1-0)

1-21-1905 H W 47-20

3-3-1905 A W 30-14

2-7-1910 H W 84-12

Belmont.....1-0

(H - 1-0)

12-19-2006 H W 67-58

Bethany.....2-1

(H - 2-0; A - 0-1)

3-2-1921 H W 41-18

1-16-1930 A L 27-36

2-11-1930 H W 36-32

Boise State.....2-0

(H - 1-0; A - 1-0)

11-29-1982 A W 71-59

11-20-2012 H W 74-70

Boston College.....2-3

(H - 1-0; A - 0-1; N - 1-2)

2-22-1947 H W 70-49

12-28-1973 N L 81-94

12-28-1984 N L 78-82

12-6-2005 N W 77-70

11-29-2006 A L 58-65

Bowling Green.....11-3

(H - 7-1; A - 3-1; N - 1-1)

12-3-1959 H W 96-67

12-5-1960 A W 70-67

12-7-1963 H W 104-81

12-7-1965 A W 84-59

12-28-1966 N L 67-75

3-18-1983 H W 72-71

12-10-1988 H W 89-72

12-18-1989 H L 79-81

12-1-1990 A L 85-98

12-28-1993 H W 62-49

12-27-2000 N W 85-69

12-4-2010 H W 74-39

12-17-2011 H W 74-60

12-18-2012 A W 64-53

Bradley.....4-0

(H - 2-0; A - 1-0; N - 1-0)

12-19-1969 N W 89-87

12-3-2006 H W 82-53

12-4-2007 A W 66-61

12-7-2008 H W 75-59

Brigham Young.....5-4

(H - 3-0; A - 0-3; N - 2-1)

12-29-1930 H W 29-28

12-8-1956 H W 79-61

12-21-1959 A L 75-79

12-23-1963 A L 90-95

12-16-1980 A L 50-82

12-4-1982 H W 63-55

12-29-1986 N L 88-96

12-9-2006 N W 76-61

12-8-2007 N W 68-61

Brooklyn.....2-0

(H - 2-0)

12-15-1983 H W 85-72

12-2-1986 H W 80-62

Brown.....1-0

(H - 1-0)

11-8-2006 H W 45-34

Buchtel.....0-1

(A - 0-1)

2-27-1913 A L 30-35

Bucknell.....1-0

(H - 1-0)

11-21-2003 H W 64-52

Buffalo.....4-0

(H - 1-0; A - 3-0)

2-1-1917 H W 36-17

1-16-1933 A W 29-18

1-12-1934 A W 37-30

1-14-1938 A W 65-35

Butler.....13-11

(H - 9-2; A - 4-8; N - 0-1)

1-14-1927 A L 16-53

1-31-1927 H L 23-29

2-1-1936 H L 21-24

2-8-1937 A L 21-27

1-28-1938 H W 21-15

1-21-1939 A L 33-34

1-28-1939 H W 39-29

1-26-1942 H W 40-39

2-7-1942 A L 36-38

12-17-1956 A L 79-83

12-2-1957 H W 74-55

12-8-1958 H W 72-46

12-28-1959 A W 85-80

12-3-1960 H W 77-71

12-23-1961 A W 77-72

12-28-1963 A W 76-65

12-19-1964 A L 89-90

12-9-1965 H W 75-56

12-14-1967 A L 55-65

12-13-1968 H W 70-60

12-17-1969 A L 60-81

12-14-1970 H W 99-75

12-20-1971 A W 77-71

4-3-2010 N L 50-52

Camp Grant.....0-2

(H - 0-1; A - 0-1)

1-29-1943 H L 31-39

2-20-1943 A L 31-43

California.....0-5

(H - 0-1; A - 0-2; N - 0-2)

1-5-1938 H L 29-31

12-22-1939 A L 37-41

12-23-1959 A L 60-71

12-30-1961 N L 72-85

12-2-1963 N L 68-78

Cal State Fullerton.....4-0

(H - 2-0; A - 1-0; N - 1-0)

12-1-1967 H W 80-49

12-9-1978 H W 92-89

12-6-1980 A W 58-42

12-29-1981 N W 51-50 ot

UCLA.....2-6

(H - 1-1; A - 1-3; N - 0-2)

12-19-1952 H L 55-60

12-31-1953 A L 57-67

12-27-1957 A W 63-61

12-28-1960 A L 61-98

12-20-2003 A L 58-64

12-21-2004 A W 76-64

11-20-2007 N L 63-68

3-17-2011 N L 76-78

UC Santa Barbara.....1-0

(N - 1-0)

3-17-1990 N W 62-58

Canisius.....4-0

(H - 2-0; A - 2-0)

12-8-1975 H W 83-68

12-18-1976 A W 82-59

11-24-1984 A W 80-71

12-7-1985 H W 90-61

Carleton.....0-1



ALL-TIME RECORD VS. OPPONENTS

SPARTANS

Central Connecticut St.....1-0
(H - 1-0)

12-7-2011 H W 89-69

Central Florida.....1-0
(H - 1-0)

11-27-1998 H W 87-64

Central Michigan.....30-3
(H - 25-2; A - 5-1)

2-3-1906 H W 37-12

2-16-1906 A W 21-18

1-26-1907 H W 42-18

3-1-1907 A W 33-22

1-4-1908 A W 46-8

2-5-1908 H W 41-23

1-6-1912 H W 72-10

1-7-1920 H W 29-15

1-8-1921 H W 26-21

1-25-1922 H W 27-21

1-27-1923 H W 28-13

1-29-1924 H W 21-20

1-26-1934 H W 32-27

12-1-1934 H W 43-14

1-7-1939 H W 29-24

12-8-1941 H W 29-23

12-22-1970 H W 85-74

12-19-1972 H W 96-74

12-1-1973 A W 78-70

12-2-1974 H W 82-78

12-1-1975 H W 69-61

11-29-1976 A L 76-81

11-28-1977 H W 68-61

11-27-1978 H W 71-54

12-18-1979 A W 95-76

12-19-1980 H L 66-89

11-27-1981 H W 89-70

11-27-1982 H W 62-47

11-25-1983 H W 73-52

11-29-1985 H W 103-60

12-20-1990 H W 74-61

12-29-1995 H L 62-69

11-28-1997 H W 89-61

Central State.....1-0
(H - 1-0)

1-27-1931 H W 31-18

Chaminade.....3-0
(N - 3-0)

11-20-1995 N W 69-66

11-21-2005 N W 89-67

11-22-2010 N W 82-74

Chicago.....2-3
(H - 0-1; A - 2-2)

12-31-1919 H L 25-32

12-22-1923 A L 17-21

12-20-1924 A W 29-15

12-19-1925 A W 28-21

12-18-1926 A L 24-33

Chicago State.....2-0
(H - 2-0)

12-16-2006 H W 69-61

11-13-2007 H W 86-53

Chicago West. YMCA.....0-1
(H - 0-1)

1-19-1904 H L 13-44

Chicago YMCA College.....3-0
(H - 3-0)

1-28-1920 H W 33-20

3-4-1922 H W 25-21

1-30-1923 H W 23-19

Cincinnati.....9-4
(H - 4-2; A - 4-1; N - 1-1)

12-5-1930 H W 22-8

1-22-1942 H W 37-30

2-6-1942 A W 36-30

1-6-1945 H L 37-39

1-12-1945 A L 50-54

1-5-1946 H W 69-38

2-4-1946 A W 69-39

12-19-1978 N W 63-52

12-21-1981 H L 45-56

12-13-1982 A W 70-69

12-13-1990 A W 65-63

12-21-1991 H W 90-89

3-22-1992 N L 65-77

Citadel, The.....3-0
(H - 2-0; A - 1-0)

11-12-2006 H W 73-41

12-17-2008 H W 79-65

12-7-2009 A W 69-56

Cleveland State.....8-0
(H - 5-0; A - 3-0)

12-21-1982 H W 95-56

12-12-1983 A W 71-62

12-7-1993 A W 90-76

12-12-1994 H W 111-68

12-3-1996 H W 83-78

12-6-1997 A W 85-54

12-8-2002 H W 79-47

12-16-2005 H W 83-75

Coe.....1-0
(H - 1-0)

1-16-1928 H W 35-25

Colgate.....5-1
(H - 2-0; A - 3-1)

2-1-1929 A L 35-36

1-16-1931 A W 41-31

1-17-1931 A W 50-30

1-29-1932 H W 30-21

1-30-1932 H W 29-28

1-17-1933 A W 40-26

Colorado.....3-1
(H - 1-0; N - 2-1)

12-28-1956 N L 87-90

12-14-1957 H W 84-44

12-28-1988 N W 60-57

3-21-2003 N W 79-64

Colorado State.....1-0
(N - 1-0)

12-17-1971 N W 67-63

Columbia.....1-0
(H - 1-0)

11-15-2013 H W 62-53

Concordia.....1-0
(H - 1-0)

1-15-1927 H W 45-25

Connecticut.....2-4
(H - 1-0; A - 0-1; N - 1-3)

12-5-1998 A L 68-82

2-5-2000 H W 85-66

4-4-2009 N W 82-73

11-23-2010 N L 67-70

11-9-2012 N L 62-66

3-30-2014 N L 54-60

Coppin State.....2-0
(H - 2-0)

12-30-2003 H W 78-72

12-31-2005 H W 78-54

Cornell.....5-1
(H - 5-1)

1-3-1929 H W 38-24

1-2-1932 H W 29-26

12-20-1948 H L 45-56

12-29-1949 H W 61-54

12-29-1993 H W 83-69

11-24-2000 H W 89-56

Creighton.....7-5
(H - 4-2; A - 3-3)

2-11-1920 A L 21-22

2-12-1920 A W 18-15

3-1-1920 H W 31-24

3-3-1921 H W 27-20

2-3-1922 A L 30-41

2-4-1922 A L 21-25

2-27-1922 H L 28-34

12-18-1939 A W 32-30

12-19-1939 A W 38-21

12-30-1940 H L 29-37

12-31-1940 H W 34-29

12-5-1953 H W 88-51

Dartmouth.....1-0
(H - 1-0)

12-28-1951 H W 47-42

Dayton.....2-0
(H - 1-0; A - 1-0)

12-7-1991 A W 83-74

12-19-1992 H W 65-60

Dearborn Naval A.B.....1-0
(H - 1-0)

1-19-1943 H W 55-24

Defiance.....2-0
(H - 1-0; A - 1-0)

1-23-1915 H W 54-12

1-30-1915 A W 30-19

Delaware.....1-0
(N - 1-0)

3-20-2014 N W 93-78

Delaware State.....1-0
(H - 1-0)

12-18-2004 H W 63-45

Denison.....0-1
(A - 0-1)

2-28-1913 A L 18-44

Denver.....1-0
(H - 1-0)

12-13-1951 H W 50-48

DePaul.....4-7
(H - 2-3; A - 2-4)

2-26-1908 A W 26-17

1-13-1909 H W 76-7

2-16-1937 H L 21-23

1-23-1943 A L 37-45

1-18-1946 A L 52-58

1-25-1947 A L 45-52

1-24-1948 A L 42-52

2-3-1948 H L 49-63

12-22-1954 H L 75-76

1-29-1955 A W 88-72

11-30-2003 H W 89-81

DePauw.....1-5
(H - 0-3; A - 1-2)

1-31-1919 A W 18-17

2-12-1919 H L 12-21

2-18-1920 H L 21-33

2-23-1920 A L 18-31

1-21-1921 A L 19-39

2-7-1921 H L 23-26

Detroit.....45-16
(H - 26-6; A - 19-10)

12-29-1917 A L 22-32

1-3-1920 A L 29-30

2-23-1924 H W 31-17

2-11-1925 H W 23-22

1-26-1926 A L 10-16

2-2-1926 H L 22-29

1-19-1927 H W 30-23

2-12-1927 A L 27-30

1-13-1928 H W 27-23

2-17-1928 H W 17-13

1-18-1929 A W 27-13

2-15-1929 H W 40-15

1-9-1930 H W 26-20

1-25-1930 A W 21-18

2-10-1931 H W 34-16

2-21-1931 A W 16-11

1-19-1932 H W 22-13

2-17-1932 A W 35-34

2-15-1933 H W 30-28

2-18-1933 A L 16-27

2-14-1934 H W 27-20

2-17-1934 A W 28-22

1-31-1942 A W 32-28

2-16-1942 H L 37-39

2-14-1945 H W 53-29

2-24-1945 A W 62-38

1-23-1946 H W 40-38

2-9-1946 H W 58-46

1-11-1947 A W 52-44

2-19-1947 H W 55-48

1-20-1948 A W 52-34

1-26-1948 H W 66-31

1-10-1949 H W 66-49

1-17-1949 A L 34-35

1-9-1950 A L 55-66

2-14-1950 H W 57-54

12-5-1950 H W 45-31

12-18-1951 A W 52-47

12-4-1954 H L 78-84

2-1-1956 A W 85-78

12-6-1957 A W 71-59

12-6-1958 H W 88-51

12-22-1973 A L 71-73 ot

12-23-1974 A W 72-69

12-22-1975 A L 82-85

12-15-1976 H L 94-99

12-21-1977 A W 103-74

12-20-1979 A W 63-57

12-2-1981 A W 65-62 ot

12-18-1982 H W 75-72 ot

11-27-1987 H W 65-63 ot

12-15-1988 A W 96-91 ot

12-16-1989 H W 94-65

12-8-1990 A W 83-61

12-14-1991 H W 91-75

12-12-1993 H W 74-63

12-17-1994 A W 80-63

12-10-1995 H L 61-63

12-14-1996 A L 84-86 3ot

12-13-1997 H L 65-68

11-12-2001 H W 80-70

Detroit A.C.....0-4
(A - 0-4)

3-25-1904 A L 8-33

2-10-1905 A L 30-39

2-10-1911 A L 12-54

12-19-1919 A L 11-23

Detroit Burroughs.....3-0
(H - 2-0; A - 1-0)

1-18-1909 H W 24-15

2-22-1909 H W 20-19

1-30-1914 H W 29-22

Detroit Law College.....2-0
(H - 2-0)

1-3-1922 H W 56-3

12-28-1923 H W 25-14

Detroit Rayls.....1-1
(H - 1-0; A - 0-1)

1-21-1913 H W 37-12

1-10-1919 A L 16-37

Detroit Spaldings.....2-1
(H - 1-1; A - 1-0)

1-14-1910 H W 20-18

1-9-1911 H L 9-21

1-18-1911 A W 25-18

Detroit YMCA.....10-14
(H - 8-6; A - 2-8)

1-26-1903 H W 43-8

1-28-1907 A L 14-31

ALL-TIME RECORD VS. OPPONENTS

| | | |
|------------|-----|-------|
| 3-11-1909 | H W | 33-28 |
| 3-7-1910 | A W | 27-24 |
| 1-30-1911 | A L | 11-22 |
| 2-24-1912 | H W | 42-26 |
| 3-4-1912 | A W | 20-17 |
| 2-11-1913 | A L | 22-23 |
| 3-8-1913 | H W | 39-9 |
| 2-14-1914 | H L | 27-29 |
| 3-3-1914 | H L | 22-27 |
| 1-22-1915 | H W | 23-14 |
| 3-2-1915 | A L | 9-21 |
| 2-12-1916 | H W | 27-23 |
| 3-7-1916 | H L | 14-35 |
| 2-3-1917 | H W | 33-26 |
| 3-10-1917 | H L | 15-30 |
| 12-28-1917 | A L | 13-31 |
| 1-26-1918 | A L | 20-34 |
| 3-9-1918 | H W | 23-16 |

DeVilbiss College.....0-1
(A - 0-1)

| | | |
|------------|-----|-------|
| 12-20-1919 | A L | 25-37 |
|------------|-----|-------|

Drake.....2-1
(H - 1-1; A - 1-0)

| | | |
|------------|-----|-------|
| 12-2-1944 | H W | 44-36 |
| 12-12-1964 | H L | 75-91 |
| 12-22-1965 | A W | 61-50 |

Duke.....2-8
(H - 0-1; A - 0-2; N - 2-5)

| | | |
|------------|-----|-------|
| 12-29-1958 | N W | 82-57 |
| 3-20-1994 | N L | 74-85 |
| 12-2-1998 | N L | 67-73 |
| 3-27-1999 | N L | 62-68 |
| 12-03-2003 | H L | 50-72 |
| 11-30-2004 | A L | 74-81 |
| 3-25-2005 | N W | 78-68 |
| 12-1-2010 | A L | 79-84 |
| 11-15-2011 | N L | 69-74 |
| 3-29-2013 | N L | 61-71 |

Earlham.....1-1
(H - 0-1; A - 1-0)

| | | |
|-----------|-----|-------|
| 1-30-1925 | A W | 24-23 |
| 2-13-1926 | H L | 21-26 |

East Tennessee State.....7-0
(H - 4-0; A - 2-0; N - 1-0)

| | | |
|------------|-----|--------|
| 1-2-1993 | A W | 80-69 |
| 11-28-1993 | N W | 92-69 |
| 12-9-1993 | H W | 107-81 |
| 12-21-1995 | H W | 63-57 |
| 11-25-1996 | H W | 83-45 |
| 11-17-1997 | H W | 82-59 |
| 12-10-1998 | A W | 86-53 |

Eastern Illinois.....1-0
(H - 1-0)

| | | |
|------------|-----|-------|
| 12-27-1997 | H W | 81-69 |
|------------|-----|-------|

Eastern Kentucky.....1-0
(H - 1-0)

| | | |
|-----------|-----|-------|
| 12-1-1969 | H W | 89-85 |
|-----------|-----|-------|

Eastern Michigan.....28-3
(H - 18-1; A - 9-2; N - 1-0)

| | | |
|-----------|-----|-------|
| 3-3-1900 | A W | 25-8 |
| 3-2-1901 | H W | 21-6 |
| 3-16-1901 | A W | 12-7 |
| 2-13-1903 | A W | 23-7 |
| 3-7-1903 | H W | 49-5 |
| 2-6-1904 | A W | 22-2 |
| 3-5-1904 | H W | 62-10 |
| 1-29-1907 | A W | 50-25 |
| 3-2-1907 | H W | 72-13 |
| 1-14-1922 | H W | 28-22 |
| 1-13-1923 | H W | 19-17 |
| 1-30-1926 | H L | 23-35 |
| 1-22-1934 | H W | 34-27 |
| 1-8-1935 | H W | 35-14 |
| 1-24-1935 | A W | 53-28 |
| 1-25-1936 | A W | 37-24 |
| 1-29-1936 | H W | 18-15 |

| | | |
|------------|-----|----------|
| 1-18-1945 | A W | 75-31 |
| 12-10-1973 | H W | 91-69 |
| 12-7-1974 | H W | 92-60 |
| 12-6-1975 | A L | 79-85 |
| 12-11-1976 | H W | 54-52 ot |
| 12-12-1980 | H W | 73-63 |
| 11-28-1986 | H W | 99-83 |
| 12-17-1987 | A L | 80-84 ot |
| 12-22-1988 | H W | 91-76 |
| 3-23-1989 | H W | 87-73 |
| 3-12-1998 | N W | 83-71 |
| 12-4-1999 | H W | 74-57 |
| 11-12-2010 | H W | 96-66 |
| 11-27-2011 | A W | 72-40 |

Eastern Washington.....1-0
(H - 1-0)

| | | |
|------------|-----|-------|
| 11-25-2000 | H W | 83-61 |
|------------|-----|-------|

Evansville.....4-0
(H - 2-0; A - 2-0)

| | | |
|------------|-----|-------|
| 12-20-1989 | A W | 80-66 |
| 12-18-1990 | H W | 81-76 |
| 12-6-1995 | H W | 67-63 |
| 12-17-1996 | A W | 86-77 |

Florida.....3-3
(H - 1-0; A - 0-1; N - 2-2)

| | | |
|------------|-----|-------|
| 12-30-1987 | N L | 59-83 |
| 4-3-2000 | N W | 89-76 |
| 12-6-2000 | H W | 99-83 |
| 12-5-2001 | A L | 70-74 |
| 3-23-2003 | N W | 68-46 |
| 11-27-2009 | N L | 74-77 |

Florida A&M.....1-0
(H - 1-0)

| | | |
|------------|-----|--------|
| 11-19-2004 | H W | 104-72 |
|------------|-----|--------|

Florida Gulf Coast.....1-0
(H - 1-0)

| | | |
|------------|-----|-------|
| 11-13-2009 | H W | 97-58 |
|------------|-----|-------|

Florida International.....1-0
(H - 1-0)

| | | |
|------------|-----|-------|
| 12-18-2005 | H W | 85-58 |
|------------|-----|-------|

Florida State.....1-1
(H - 1-0; A - 0-1)

| | | |
|------------|-----|-------|
| 3-17-1997 | A L | 63-68 |
| 11-30-2011 | H W | 65-49 |

Fort Custer Officers.....4-1
(H - 3-1; A - 1-0)

| | | |
|------------|-----|-------|
| 1-9-1918 | H L | 16-27 |
| 1-19-1918 | H W | 24-20 |
| 1-24-1919 | H W | 31-13 |
| 12-19-1919 | A W | 53-3 |
| 12-2-1941 | H W | 50-29 |

Franklin.....0-2
(H - 0-1; A - 0-1)

| | | |
|-----------|-----|-------|
| 1-31-1925 | A L | 14-36 |
| 2-20-1925 | H L | 16-28 |

Fresno State.....1-3
(H - 0-1; A - 0-1; N - 1-1)

| | | |
|------------|-----|-------|
| 3-21-1983 | H L | 58-72 |
| 3-19-1996 | A L | 70-80 |
| 3-18-2001 | N W | 81-65 |
| 11-23-2001 | N L | 58-63 |

Furman.....3-0
(H - 2-0; A - 1-0)

| | | |
|------------|-----|-------|
| 11-28-1988 | H W | 98-68 |
| 12-2-1989 | A W | 84-63 |
| 11-23-1990 | H W | 78-73 |

Geneva.....1-0
(A - 1-0)

| | | |
|----------|-----|-------|
| 1-9-1937 | A W | 42-41 |
|----------|-----|-------|

Georgetown.....1-1
(N - 1-1)

| | | |
|-----------|-----|-------|
| 3-15-1986 | N W | 80-68 |
| 2-1-2014 | N L | 60-64 |

George Mason.....2-1
(H - 1-0; A - 0-1)

| | | |
|------------|-----|-------|
| 12-28-1990 | H W | 97-72 |
| 12-5-2004 | N W | 66-60 |

| | | |
|-----------|-----|-------|
| 3-17-2006 | N L | 65-75 |
|-----------|-----|-------|

George Washington.....4-3
(H - 2-1; A - 2-0; N - 0-2)

| | | |
|------------|-----|-------|
| 12-30-1955 | N L | 62-65 |
| 12-18-1984 | A W | 68-54 |
| 12-4-1985 | H W | 87-61 |
| 12-6-1986 | A W | 77-62 |
| 12-5-1987 | H L | 64-65 |
| 3-12-1997 | H W | 65-50 |
| 12-4-2004 | N L | 83-96 |

Georgia Tech.....2-2
(H - 2-1; N - 0-1)

| | | |
|------------|-----|----------|
| 1-4-1947 | H W | 62-52 |
| 12-22-1949 | H L | 60-68 |
| 3-23-1990 | N L | 80-81 ot |
| 11-30-2005 | H W | 88-86 |

Gonzaga.....4-1
(H - 2-0; A - 1-0; N - 1-1)

| | | |
|------------|-----|-------------|
| 11-29-1997 | H W | 70-68 |
| 3-23-2001 | N W | 77-62 |
| 11-22-2005 | N L | 106-109 3ot |
| 11-17-2009 | H W | 75-71 |
| 12-10-2011 | A W | 74-67 |

Governor's Guard.....3-0
(A - 3-0)

| | | |
|-----------|-----|------|
| 3-10-1900 | A W | 25-7 |
| 2-15-1902 | A W | 19-0 |
| 2-18-1903 | A W | 19-7 |

Grand Rapids JC.....1-0
(A - 1-0)

| | | |
|-----------|-----|-------|
| 2-26-1921 | A W | 20-11 |
|-----------|-----|-------|

Grand Rapids YMCA.....6-2
(H - 3-0; A - 3-2)

| | | |
|-----------|-----|-------|
| 3-14-1903 | H W | 42-7 |
| 2-12-1904 | A W | 14-13 |
| 3-12-1904 | H W | 41-10 |
| 1-28-1905 | A L | 22-38 |
| 2-10-1906 | A W | 25-20 |
| 1-25-1908 | H W | 74-16 |
| 1-5-1918 | A L | 21-22 |
| 1-4-1919 | A W | 19-17 |

Great Lakes Naval T.S.1-4
(H - 1-2; A - 0-2)

| | | |
|-----------|-----|-------|
| 1-6-1942 | H W | 33-31 |
| 1-9-1943 | A L | 34-38 |
| 2-11-1943 | H L | 39-56 |
| 12-5-1945 | H L | 49-53 |
| 2-11-1946 | A L | 58-59 |

Gwynn Club.....1-0
(A - 1-0)

| | | |
|-----------|-----|-------|
| 3-25-1920 | A W | 66-12 |
|-----------|-----|-------|

Hardin-Simmons.....1-0
(H - 1-0)

| | | |
|------------|-----|-------|
| 12-16-1967 | H W | 95-76 |
|------------|-----|-------|

Harvard.....3-2
(H - 2-2; N - 1-0)

| | | |
|------------|-----|----------|
| 12-24-1941 | H W | 39-28 |
| 1-1-1943 | H L | 28-31 |
| 12-29-1947 | H W | 53-47 ot |
| 12-28-1949 | H L | 57-68 |
| 3-22-2014 | N W | 80-73 |

Haskell Indians.....1-0
(H - 1-0)

| | | |
|-----------|-----|-------|
| 2-17-1908 | H W | 33-18 |
|-----------|-----|-------|

Hawaii.....0-2
(A - 0-2)

| | | |
|------------|-----|-------|
| 12-30-1981 | A L | 61-62 |
| 11-19-2005 | A L | 62-84 |

Hawaiian All-Stars.....1-1
(H - 1-1)

| | | |
|-----------|-----|-------|
| 1-26-1937 | H L | 24-25 |
| 1-11-1938 | H W | 55-31 |

Hawaiian Army.....1-0
(A - 1-0)

| | | |
|------------|-----|-------|
| 12-30-1965 | A W | 97-69 |
|------------|-----|-------|

Hawaiian Marines.....1-0
(A - 1-0)

| | | |
|------------|-----|-------|
| 12-27-1965 | A W | 84-53 |
|------------|-----|-------|

Hillsdale.....8-0
(H - 7-0; A - 1-0)

| | | |
|------------|-----|-------|
| 3-1-1902 | H W | 58-20 |
| 3-15-1902 | A W | 36-17 |
| 1-29-1903 | H W | 49-2 |
| 1-7-1928 | H W | 58-24 |
| 12-14-1928 | H W | 47-15 |
| 2-21-1930 | H W | 34-28 |
| 1-21-1935 | H W | 45-24 |
| 11-27-1948 | H W | 53-43 |

Holland YMCA.....1-1
(A - 1-1)

| | | |
|------------|-----|-------|
| 1-3-1919 | A L | 15-21 |
| 12-27-1919 | A W | 20-18 |

Holy Cross.....1-1
(N - 1-1)

| | | |
|------------|-----|-------|
| 12-29-1973 | N W | 97-85 |
| 12-29-1976 | N L | 61-70 |

Hope.....22-12
(H - 17-5; A - 5-7)

| | | |
|-----------|-----|-------|
| 1-31-1905 | A L | 30-44 |
| 1-5-1907 | H W | 50-30 |
| 2-16-1907 | A W | 33-23 |
| 3-3-1910 | H W | 40-21 |
| 3-11-1910 | A L | 30-38 |
| 2-17-1911 | A L | 24-48 |
| 3-3-1911 | H W | 36-24 |
| 1-23-1912 | A L | 40-41 |
| 2-21-1912 | H W | 55-23 |
| 1-29-1913 | A W | 33-26 |
| 2-21-1913 | H W | 58-25 |
| 1-13-1915 | H W | 56-20 |
| 2-24-1915 | A W | 46-28 |
| 1-14-1916 | H L | 14-20 |
| 2-4-1916 | A W | 21-18 |
| 1-19-1917 | H W | 34-20 |
| 2-23-1917 | H L | 13-18 |
| 1-18-1918 | A L | 23-33 |
| 2-15-1918 | H W | 35-10 |
| 2-8-1919 | A L | 18-21 |
| 3-1-1919 | H L | 20-26 |
| 1-9-1920 | A L | 16-21 |
| 3-6-1920 | H W | 34-23 |
| 1-14-1921 | H W | 31-17 |
| 2-25-1921 | A W | 27-23 |
| 3-3-1922 | H W | 29-28 |
| 1-3-1924 | H W | 22-7 |
| 2-3-1925 | H L | 19-20 |
| 2-9-1927 | H W | 46-31 |
| 1-30-1928 | H W | 36-21 |
| 2-8-1929 | H W | 51-18 |
| 1-28-1930 | H W | 55-16 |
| 1-29-1937 | H L | 21-25 |
| 12-9-1937 | H W | 51-27 |

Houston.....0-1
(A - 0-1)

| | | |
|------------|-----|--------|
| 12-28-1971 | A L | 73-106 |
|------------|-----|--------|

Howard.....1-0
(H - 1-0)

| | | |
|-----------|-----|-------|
| 12-3-1999 | H W | 75-45 |
|-----------|-----|-------|

Idaho.....1-0
(H - 1-0)

| | | |
|------------|-----|--------|
| 11-16-2008 | H W | 100-62 |
|------------|-----|--------|



ALL-TIME RECORD VS. OPPONENTS

SPARTANS

Idaho State.....1-0

(H - 1-0)

12-30-1995 H W 68-55

Illinois.....57-57

(H - 36-19; A - 18-37; N - 3-1)

3-5-1951 H L 43-49

2-11-1952 A L 62-84

1-19-1953 H L 64-76

3-2-1953 A L 53-66

1-9-1954 H W 60-59

2-14-1955 A L 72-90

1-2-1956 A L 65-73

2-18-1956 H L 76-96

2-9-1957 H W 70-64

2-18-1957 A W 89-83

2-15-1958 H W 69-56

1-10-1959 A W 97-96

1-16-1960 A L 88-96

2-8-1960 H W 78-77

1-30-1961 A L 92-93

2-20-1961 H W 90-80

1-13-1962 H L 65-66

2-9-1963 A L 86-91

1-4-1964 A L 66-87

2-17-1964 H W 85-82

2-20-1965 H L 94-113

3-9-1965 A L 89-121

2-22-1966 H W 68-66

1-7-1967 A W 76-74

1-6-1968 A L 56-65

3-9-1968 H W 62-59

2-15-1969 H W 75-70

3-4-1969 A W 57-71

12-29-1969 N L 77-86

2-24-1970 H L 67-74

3-7-1970 A W 81-76

1-9-1971 A L 61-89

1-16-1971 H L 67-69

2-8-1972 H W 89-79

2-24-1973 A L 71-81

1-14-1974 A W 90-82

1-28-1974 H W 93-82

2-1-1975 A W 75-60

3-1-1975 H W 96-82

1-24-1976 A W 74-63

2-21-1976 H W 69-59

1-20-1977 H W 67-58

3-5-1977 A W 62-61

1-12-1978 H W 82-70

2-25-1978 H W 89-67

1-11-1979 A L 55-57

2-24-1979 H W 76-62

1-26-1980 A L 65-74

2-2-1980 H W 68-59

1-29-1981 H L 70-71

2-21-1981 A L 62-82

1-16-1982 A L 51-55

2-25-1982 H W 56-47

1-27-1983 H L 71-78

2-19-1983 A L 61-69

1-26-1984 A L 40-46

2-19-1984 H L 53-70

1-12-1985 A L 63-75

2-7-1985 H W 64-56

1-12-1986 H W 58-51

2-6-1986 A W 84-80

1-5-1987 A L 72-79

3-7-1987 H L 64-77

1-9-1988 A L 62-77

2-13-1988 H L 65-83

1-7-1989 A L 54-71

2-16-1989 H L 56-75

1-18-1990 A L 64-73

2-17-1990 H W 70-63

1-17-1991 A W 71-68

2-16-1991 H W 62-58

1-11-1992 H W 77-75

3-7-1992 A L 71-80

1-9-1993 H L 39-52

2-10-1993 A L 80-83

1-8-1994 H W 79-74

2-9-1994 A L 64-72

1-28-1995 A W 75-67

2-15-1995 H W 68-58

1-6-1996 A W 68-58

3-6-1996 H W 77-67

1-22-1997 H L 63-66

2-15-1997 A L 68-79

1-17-1998 H W 68-64

2-12-1998 A L 63-84

1-16-1999 A W 51-49

2-11-1999 H W 61-44

3-7-1999 N W 67-50

1-30-2000 H W 91-66

3-12-2000 N W 76-61

2-6-2001 A L 66-77

2-3-2002 A W 67-61

2-12-2002 H L 61-63

2-2-2003 H W 68-65

2-18-2003 A L 40-70

2-10-2004 A L 51-75

2-1-2005 H L 68-81

1-5-2006 A L 50-60

3-4-2006 H L 68-75

1-10-2006 N W 61-56

1-14-2007 H W 63-57

1-30-2007 A L 50-57

1-30-2008 H W 51-41

3-6-2008 A W 59-51

1-17-2009 H W 63-57

3-1-2009 A W 74-66

1-16-2010 H W 73-63

2-6-2010 A L 73-78

1-18-2011 A L 62-71

2-19-2011 H W 61-57

1-31-2012 A L 41-42

1-31-2013 H W 80-75

1-18-2014 A W 78-62

3-1-2014 H L 46-53

Illinois Athletic Club.....1-3

(H - 1-1; A - 0-2)

1-15-1915 H L 21-22

1-22-1916 A L 18-50

1-26-1917 H W 39-27

2-15-1917 A L 23-43

Illinois-Chicago.....12-3

(H - 10-0; A - 2-3)

2-3-1983 H W 99-82

12-22-1984 A W 81-60

12-21-1985 H W 99-74

12-16-1986 A L 65-74

12-15-1987 H W 78-64

12-13-1988 H W 96-74

12-12-1989 A L 57-65

12-17-1991 H W 75-51

12-15-1992 H W 79-75

12-14-1993 H W 90-77

11-30-1994 A W 92-78

12-5-1996 A W 90-60

11-21-1997 A L 58-70

12-13-1998 H W 77-33

12-2-2000 H W 97-53

Indiana.....50-67

(H - 36-22; A - 13-44; N - 1-1)

1-16-1920 H L 19-20

12-31-1928 H L 33-37

12-23-1947 H W 64-60

12-6-1948 A L 36-48

12-10-1949 H L 58-73

1-2-1950 A L 50-60

1-13-1951 H L 37-47

3-3-1952 A L 67-70

1-5-1953 H L 62-69

2-14-1953 A L 50-65

2-6-1954 A L 74-79

2-20-1954 H L 61-63

1-17-1955 A L 79-88

2-28-1955 H W 93-77

1-16-1956 A L 70-79

3-2-1957 H W 76-61

2-8-1958 A L 79-82

3-8-1958 H L 72-75

1-3-1959 H W 79-77

2-28-1959 A W 86-82

3-5-1960 H L 80-86

1-9-1961 A L 55-79

1-6-1962 A L 71-76

2-24-1962 H W 97-85

1-5-1963 H L 84-96

2-23-1963 A L 94-113

1-11-1964 H W 107-103

2-8-1965 A L 94-112

2-26-1966 H W 69-63

3-5-1966 A L 76-86

2-6-1967 A L 77-82

2-13-1967 H W 86-77

2-20-1968 H W 75-70

2-1-1969 A L 76-79

1-3-1970 A W 85-84

2-21-1970 H W 78-66

2-9-1971 H L 70-71

2-16-1971 A L 76-90

1-29-1972 H W 83-73

2-5-1972 A L 69-83

1-22-1973 H L 89-97

2-19-1973 A L 65-75

2-25-1974 A L 85-91

1-4-1975 H L 55-107

3-8-1975 A L 79-94

1-12-1976 H L 57-69

2-9-1976 A L 70-85

1-17-1977 A W 61-60

2-5-1977 H L 79-81

1-30-1978 A L 66-71

2-4-1978 H W 68-59

12-30-1978 N W 74-57

1-18-1979 H W 82-58

2-15-1979 A W 59-47

1-12-1980 A L 64-72

2-21-1980 H L 72-75

1-8-1981 A L 43-55

3-7-1981 H L 48-69

1-7-1982 H W 65-58

3-6-1982 A L 58-74

1-20-1983 A L 85-89

2-26-1983 H W 62-54

1-19-1984 H L 62-70

2-26-1984 A W 57-54

1-5-1985 H W 68-61

3-7-1985 A W 68-58

1-5-1986 A W 77-74

3-5-1986 H L 79-97

1-8-1987 H L 60-79

2-4-1987 A L 80-84

1-16-1988 H W 75-74

2-18-1988 A L 58-95

1-21-1989 A L 60-75

2-23-1989 H L 65-76

1-24-1990 A W 75-57

2-25-1990 H W 72-66

1-26-1991 A L 63-97

2-28-1991 H L 56-62

2-1-1992 H W 76-60

2-19-1992 A L 73-103

3-10-1993 A L 68-99

3-9-1994 H W 94-78

1-11-1995 A L 82-89

3-5-1995 H W 67-61

1-4-1996 H W 65-60

3-10-1996 A L 53-57

1-2-1997 A L 65-77

3-8-1997 H W 63-60

1-28-1998 H W 84-66

1-24-1999 A W 73-59

1-11-2000 H W 77-71

2-26-2000 A L 79-81

1-7-2001 A L 58-59

2-20-2001 H W 66-57

1-8-2002 A L 65-83

2-24-2002 H W 57-54

3-9-2002 N L 56-67

1-28-2003 H W 61-54

2-8-2003 A W 67-62

1-31-2004 H W 84-72

2-27-2005 A L 74-78

1-11-2006 H W 87-73

2-26-2006 A L 71-78

1-7-2007 A L 51-73

2-24-2007 H W 66-58

2-16-2008 A L 61-80

3-2-2008 H W 103-74

2-7-2009 H W 75-47

3-3-2009 A W 64-59

2-16-2010 A W 72-58

1-30-2011 H W 84-83

12-28-2011 H W 80-65

2-28-2012 A L 55-70

1-27-2013 A L 70-75

2-19-2013 H L 68-72

1-4-2014 A W 73-56

1-21-2014 H W 71-66

IPFW.....6-0

(H - 5-0; A - 1-0)

11-30-2001 H W 81-68

ALL-TIME RECORD VS. OPPONENTS

| | | | |
|-----------|---|---|----------|
| 1-21-1974 | H | W | 95-86 |
| 1-20-1975 | A | L | 79-83 |
| 2-17-1975 | H | W | 90-78 |
| 1-5-1976 | H | W | 105-88 |
| 3-1-1976 | A | W | 93-88 |
| 2-7-1977 | A | L | 79-87 |
| 2-19-1977 | H | W | 81-79 |
| 1-21-1978 | H | W | 68-58 |
| 1-23-1978 | A | W | 71-70 |
| 1-20-1979 | H | W | 83-72 ot |
| 2-8-1979 | A | W | 60-57 |
| 1-19-1980 | H | W | 75-67 |
| 2-7-1980 | A | L | 39-44 ot |
| 1-10-1981 | A | L | 57-65 |
| 3-5-1981 | H | W | 71-70 ot |
| 1-28-1982 | H | L | 56-57 |
| 2-18-1982 | A | L | 53-59 |
| 1-5-1983 | A | W | 61-59 |
| 3-12-1983 | H | L | 57-75 |
| 1-4-1984 | H | W | 73-72 |
| 3-11-1984 | A | W | 51-44 |
| 1-17-1985 | H | L | 65-79 |
| 2-16-1985 | A | W | 57-55 |
| 1-16-1986 | A | L | 71-82 |
| 2-13-1986 | H | W | 83-73 |
| 1-29-1987 | H | L | 75-89 |
| 2-26-1987 | A | L | 64-93 |
| 2-6-1988 | A | L | 72-101 |
| 3-3-1988 | H | L | 87-103 |
| 1-5-1989 | H | L | 82-93 |
| 3-2-1989 | A | W | 83-81 |
| 1-13-1990 | H | W | 87-80 |
| 2-12-1990 | A | W | 80-70 |
| 1-5-1991 | A | L | 66-79 |
| 2-7-1991 | H | L | 67-71 |
| 2-6-1992 | A | L | 63-77 |
| 3-15-1992 | H | W | 64-53 |
| 1-28-1993 | H | L | 90-96 ot |
| 2-27-1993 | A | L | 64-66 |
| 1-29-1994 | H | W | 87-84 |
| 3-2-1994 | A | W | 80-72 |
| 1-7-1995 | H | W | 69-68 |
| 3-8-1995 | A | L | 78-79 |
| 1-20-1996 | H | W | 62-60 |
| 2-21-1996 | A | L | 47-83 |
| 2-12-1997 | H | W | 69-67 |
| 1-21-1998 | A | W | 78-57 |
| 2-7-1998 | H | W | 75-64 |
| 3-12-1999 | H | W | 80-65 |
| 2-6-1999 | A | W | 95-81 |
| 1-8-2000 | A | W | 75-53 |
| 3-10-2000 | N | W | 75-65 |
| 2-18-2001 | H | W | 94-70 |
| 1-22-2002 | A | L | 71-75 |
| 3-2-2002 | H | W | 93-79 |
| 1-11-2003 | A | L | 64-68 |
| 3-5-2003 | H | W | 82-54 |
| 2-4-2004 | H | W | 89-72 |
| 2-5-2005 | A | W | 75-64 |
| 3-11-2005 | N | L | 69-71 |
| 1-21-2006 | H | W | 85-55 |
| 2-14-2006 | A | L | 54-66 |
| 3-11-2006 | N | L | 48-53 |
| 1-4-2007 | A | L | 60-62 |
| 2-17-2007 | H | W | 81-49 |
| 1-12-2008 | A | L | 36-43 |
| 2-23-2008 | H | W | 66-52 |
| 1-29-2009 | A | W | 71-56 |
| 2-25-2009 | H | W | 62-54 |
| 1-9-2010 | A | W | 71-53 |
| 1-20-2010 | H | W | 70-63 |
| 2-2-2011 | A | L | 52-72 |
| 3-2-2011 | H | W | 85-66 |
| 3-10-2011 | N | W | 66-61 |
| 1-10-2012 | H | W | 95-61 |
| 3-9-2012 | N | W | 92-75 |
| 1-10-2013 | A | W | 62-59 |
| 1-25-2013 | N | W | 59-56 |
| 1-28-2014 | A | W | 71-69 ot |
| 3-6-2014 | H | W | 86-76 |

Iowa State.....4-2

(H - 2-1; A - 1-1; N - 1-0)

| | | | |
|------------|---|---|----------|
| 12-1-1956 | H | L | 53-60 |
| 12-23-1957 | A | W | 57-51 |
| 12-22-1960 | H | W | 92-81 |
| 12-14-1985 | A | L | 80-82 ot |
| 12-13-1986 | H | W | 86-85 |
| 3-25-2000 | N | W | 75-64 |

Ishpeming Amer. Leg.0-1

(A - 0-1)

| | | | |
|-----------|---|---|-------|
| 3-24-1920 | A | L | 24-37 |
|-----------|---|---|-------|

Jackson YMCA.....6-0

(H - 3-0; A - 3-0)

| | | | |
|-----------|---|---|-------|
| 2-4-1905 | H | W | 47-12 |
| 1-25-1907 | A | W | 43-30 |
| 2-7-1908 | H | W | 42-29 |
| 2-21-1908 | A | W | 37-35 |
| 1-7-1910 | H | W | 51-18 |
| 1-25-1910 | A | W | 27-18 |

Jacksonville.....1-1

(H - 1-0; A - 0-1)

| | | | |
|------------|---|---|-------|
| 12-30-1976 | A | L | 63-65 |
| 12-1-2007 | H | W | 80-51 |

Jacksonville State.....1-0

(H - 1-0)

| | | | |
|------------|---|---|-------|
| 12-28-2002 | H | W | 76-52 |
|------------|---|---|-------|

John Carroll.....1-1

(H - 1-0; A - 0-1)

| | | | |
|-----------|---|---|-------|
| 1-18-1924 | H | W | 24-17 |
| 3-6-1925 | A | L | 14-30 |

Kalamazoo.....18-2

(H - 17-2; A - 1-0)

| | | | |
|-----------|---|---|-------|
| 1-29-1916 | H | W | 34-27 |
| 1-15-1919 | H | W | 42-20 |
| 1-10-1920 | A | W | 39-21 |
| 1-21-1920 | H | W | 34-15 |
| 1-11-1921 | H | W | 30-18 |
| 1-21-1922 | H | L | 28-39 |
| 2-3-1923 | H | L | 22-24 |
| 2-11-1928 | H | W | 36-24 |
| 1-26-1929 | H | W | 30-22 |
| 2-7-1930 | H | W | 33-12 |
| 1-23-1931 | H | W | 46-10 |
| 2-6-1932 | H | W | 17-9 |
| 2-4-1933 | H | W | 29-12 |
| 12-5-1934 | H | W | 30-25 |
| 1-8-1936 | H | W | 32-14 |
| 1-6-1937 | H | W | 39-18 |
| 12-7-1938 | H | W | 36-26 |
| 12-4-1939 | H | W | 42-22 |
| 12-2-1940 | H | W | 48-29 |
| 2-19-1945 | H | W | 81-26 |

Kansas.....6-4

(H - 3-0; A - 0-3; N - 3-1)

| | | | |
|------------|---|---|----------|
| 12-16-1960 | A | L | 69-93 |
| 12-8-1962 | H | W | 81-62 |
| 2-4-1979 | H | W | 85-61 |
| 12-5-1981 | A | L | 56-74 |
| 3-21-1986 | N | L | 86-96 ot |
| 12-7-1999 | N | W | 66-54 |
| 11-25-2003 | A | L | 74-81 |
| 1-10-2009 | H | W | 75-62 |
| 3-27-2009 | N | W | 67-62 |
| 11-13-2012 | N | W | 67-64 |

Kansas State.....5-2

(H - 2-1; A - 2-1; N - 1-0)

| | | | |
|------------|---|---|--------|
| 12-20-1952 | H | W | 80-63 |
| 1-5-1954 | A | W | 78-63 |
| 12-17-1960 | A | L | 82-104 |
| 1-21-1962 | H | L | 56-66 |
| 11-27-1989 | N | W | 73-68 |
| 12-16-1995 | A | W | 67-54 |
| 12-21-1996 | H | W | 75-43 |

Kent.....2-0

(H - 1-0; N - 1-0)

| | | | |
|------------|---|---|-------|
| 3-16-1989 | N | W | 83-69 |
| 12-27-1996 | H | W | 83-64 |

Kentucky.....11-12

(H - 5-3; A - 3-7; N - 3-2)

| | | | |
|------------|---|---|-----------|
| 2-13-1935 | H | W | 32-26 |
| 1-21-1936 | A | L | 19-27 |
| 1-2-1937 | A | L | 21-28 |
| 1-14-1937 | H | W | 24-23 |
| 1-8-1938 | H | W | 43-38 |
| 2-7-1938 | A | L | 27-44 |
| 1-13-1945 | A | L | 35-66 |
| 2-5-1945 | H | W | 66-50 |
| 1-12-1946 | H | L | 44-55 |
| 2-2-1946 | A | L | 51-59 |
| 1-27-1947 | A | L | 36-86 |
| 1-10-1948 | H | L | 45-47 |
| 3-16-1957 | A | W | 80-68 |
| 12-13-1971 | A | W | 91-85 |
| 12-2-1972 | H | L | 66-75 |
| 3-18-1978 | N | L | 49-52 |
| 3-21-1999 | N | W | 73-66 |
| 12-23-1999 | A | L | 58-60 |
| 12-16-2000 | H | W | 46-45 |
| 12-14-2002 | A | W | 71-67 |
| 12-13-2003 | N | L | 74-79 |
| 3-27-2005 | N | W | 94-88 2ot |
| 11-12-2013 | N | W | 78-74 |

Lake Forest.....6-1

(H - 3-0; A - 3-1)

| | | | |
|-----------|---|---|-------|
| 2-12-1910 | A | W | 14-13 |
| 2-4-1911 | A | L | 26-28 |
| 1-22-1914 | A | W | 30-24 |
| 2-9-1923 | H | W | 26-18 |
| 3-8-1924 | H | W | 29-19 |
| 1-21-1927 | A | W | 39-30 |
| 3-1-1929 | H | W | 49-16 |

Lk. Linden Amer. Leg.1-0

(A - 1-0)

| | | | |
|-----------|---|---|-------|
| 3-26-1920 | A | W | 60-24 |
|-----------|---|---|-------|

Lamar.....3-0

(H - 1-0; A - 1-0; N - 1-0)

| | | | |
|------------|---|---|-------|
| 3-11-1979 | A | W | 95-64 |
| 11-25-1991 | N | W | 81-68 |
| 12-1-2001 | H | W | 80-71 |

Lehigh.....1-0

(H - 1-0)

| | | | |
|------------|---|---|-------|
| 12-22-2011 | H | W | 90-81 |
|------------|---|---|-------|

Lombard.....0-2

(H - 0-1; A - 0-1)

| | | | |
|----------|---|---|-------|
| 2-6-1922 | A | L | 14-26 |
| 2-1-1924 | H | L | 12-13 |

Long Beach State.....3-1

(H - 2-0; A - 1-0; N - 0-1)

| | | | |
|------------|---|---|-------|
| 12-21-1974 | N | L | 62-74 |
| 12-6-1979 | H | W | 87-73 |
| 12-4-1980 | A | W | 71-60 |
| 12-30-1994 | H | W | 70-60 |

Long Island Univ.-Brooklyn 2-2

(H - 0-1; A - 1-1; N - 1-0)

| | | | |
|-----------|---|---|-------|
| 1-26-1940 | A | L | 25-34 |
| 1-4-1941 | A | W | 31-26 |
| 2-19-1941 | H | L | 23-24 |
| 3-16-2012 | N | W | 89-67 |

Louisiana.....1-0

(H - 1-0)

| | | | |
|------------|---|---|-------|
| 11-25-2012 | H | W | 63-60 |
|------------|---|---|-------|

Louisiana-Monroe.....2-0

(H - 2-0)

| | | | |
|-------------|---|---|-------|
| 11-13-1998* | H | W | 89-58 |
| 11-14-2007 | H | W | 83-65 |

* Known as NE Louisiana
in 1998

Louisiana State.....1-0

(A - 1-0)

| | | | |
|-----------|---|---|-------|
| 3-16-1979 | A | W | 87-71 |
|-----------|---|---|-------|

Louisiana Tech.....1-0

(H - 1-0)

| | | | |
|------------|---|---|-------|
| 12-29-1990 | H | W | 77-62 |
|------------|---|---|-------|

Louisville.....3-5

(H - 2-0; A - 0-2; N - 1-3)

| | | | |
|-----------|---|---|-------|
| 3-14-1959 | N | L | 81-88 |
| 12-5-1992 | N | L | 69-73 |
| 12-4-1993 | A | L | 68-77 |
| 12-3-1994 | H | W | 85-71 |
| 12-2-1995 | A | L | 59-79 |
| 1-22-1999 | H | W | 69-57 |
| 3-29-2009 | N | W | 64-52 |
| 3-22-2012 | N | L | 44-57 |

Loyola (Chicago).....9-2

(H - 5-0; A - 4-2)

| | | | |
|------------|---|---|--------|
| 1-20-1928 | A | L | 21-23 |
| 2-14-1931 | H | W | 24-16 |
| 2-3-1934 | H | W | 36-15 |
| 2-24-1934 | A | W | 22-20 |
| 12-24-1934 | A | W | 26-19 |
| 1-10-1936 | H | W | 32-20 |
| 1-2-1939 | A | L | 44-46 |
| 1-1-1940 | A | W | 30-22 |
| 1-9-2000 | A | W | 103-71 |
| 12-17-2002 | H | W | 80-54 |
| 12-8-2012 | H | W | 73-61 |

Loyola, La.1-1

(H - 1-0; A - 0-1)

| | | | |
|------------|---|---|-------|
| 12-22-1964 | H | W | 94-70 |
| 12-20-1966 | A | L | 70-74 |

Loyola, Md.1-0

(H - 1-0)

| | | | |
|------------|---|---|-------|
| 12-30-2006 | H | W | 74-61 |
|------------|---|---|-------|

Loyola Marymount.....2-0

(N - 2-0)

| | | | |
|------------|---|---|-------|
| 12-29-1979 | N | W | 82-65 |
| 12-12-1992 | N | W | 73-70 |

Maine.....2-1

(H - 2-0; A - 0-1)

| | | | |
|------------|---|---|-------|
| 11-26-1985 | H | W | 89-58 |
| 12-4-1986 | A | L | 81-84 |
| 12-2-1987 | H | W | 87-44 |

Marietta.....1-0

(H - 1-0)

| | | | |
|----------|---|---|-------|
| 3-8-1917 | H | W | 30-20 |
|----------|---|---|-------|

Marquette.....31-23

(H - 20-9; A - 9-14; N - 2-0)

| | | | |
|-----------|---|---|-------|
| 2-17-1922 | H | L | 19-26 |
| 2-11-1926 | H | L | 25-29 |
| 1-8-1927 | H | W | 35-32 |



ALL-TIME RECORD VS. OPPONENTS

SPARTANS

| | | | |
|---------------------------------|---|---|--------------|
| 1-22-1938 | H | L | 24-41 |
| 2-19-1938 | A | L | 26-40 |
| 2-13-1939 | H | W | 35-29 |
| 2-20-1939 | A | L | 36-38 |
| 1-15-1940 | H | W | 48-19 |
| 2-24-1940 | A | W | 21-17 |
| 1-10-1941 | H | W | 25-18 |
| 2-22-1941 | A | W | 37-36 |
| 1-16-1942 | H | W | 51-40 |
| 2-21-1942 | A | W | 47-45 |
| 1-11-1943 | A | L | 32-41 |
| 2-15-1943 | H | L | 36-47 |
| 1-6-1947 | H | W | 53-51 |
| 2-3-1947 | A | W | 56-55 |
| 1-13-1948 | H | W | 57-54 |
| 2-14-1948 | A | W | 53-48 |
| 1-7-1949 | H | L | 48-68 |
| 2-5-1949 | A | L | 42-59 |
| 1-13-1950 | H | W | 81-64 |
| 2-25-1950 | A | L | 58-75 |
| 12-19-1950 | H | W | 74-42 |
| 12-15-1951 | A | W | 53-47 |
| 12-6-1952 | H | W | 62-51 |
| 12-17-1953 | H | W | 65-60 |
| 12-1-1954 | H | W | 91-72 |
| 2-8-1956 | A | L | 81-90 |
| 12-22-1956 | H | W | 92-65 |
| 3-13-1959 | N | W | 74-69 |
| 3-15-2007 | N | W | 61-49 |
| Marshall | | | 1-0 |
| (H - 1-0) | | | |
| 12-19-1981 | H | W | 101-82 |
| Maryland | | | 3-2 |
| (A - 1-0; N - 2-2) | | | |
| 12-29-1955 | A | W | 95-75 |
| 3-28-2003 | N | W | 60-58 |
| 11-17-2006 | N | L | 60-62 |
| 11-27-2008 | N | L | 62-80 |
| 3-21-2010 | N | W | 85-83 |
| Massachusetts | | | 2-0 |
| (N - 2-0) | | | |
| 12-27-1985 | N | W | 93-45 |
| 11-28-2009 | N | W | 106-68 |
| McNeese State | | | 1-0 |
| (H - 1-0) | | | |
| 11-8-2013 | H | W | 98-56 |
| Meiji Univ. (Japan) | | | 1-0 |
| (N - 1-0) | | | |
| 1-28-1933 | H | W | 63-15 |
| Memphis | | | 1-2 |
| (N - 1-2) | | | |
| 12-30-1967 | N | L | 57-73 |
| 3-28-2008 | N | L | 74-92 |
| 3-23-2013 | N | W | 70-48 |
| Mercer (Ga.) | | | 0-1 |
| (H - 0-1) | | | |
| 1-1-1926 | H | L | 33-37 |
| Mercury A.C. (Chic.) | | | 0-1 |
| (A - 0-1) | | | |
| 2-12-1915 | A | L | 20-25 |
| Miami (Fla.) | | | 0-1 |
| (A - 0-1) | | | |
| 11-28-2012 | A | L | 59-67 |
| Miami, Ohio | | | 1-0 |
| (H - 1-0) | | | |
| 12-3-1966 | H | W | 63-51 |
| Michigan | | | 77-97 |
| (H - 47-37; A - 29-60; N - 1-0) | | | |
| 1-9-1909 | A | W | 24-16 |
| 2-20-1909 | H | W | 45-23 |
| 1-11-1918 | H | L | 13-17 |
| 3-2-1918 | H | L | 25-33 |
| 2-15-1919 | H | L | 17-19 |
| 2-28-1919 | A | W | 33-24 |

| | | | |
|------------|---|---|--------|
| 1-30-1920 | A | W | 23-13 |
| 2-28-1920 | H | W | 34-27 |
| 2-5-1921 | A | L | 24-37 |
| 2-22-1921 | H | L | 10-17 |
| 1-6-1922 | A | L | 26-27 |
| 2-22-1922 | H | L | 17-19 |
| 1-3-1923 | A | L | 11-33 |
| 1-20-1923 | H | L | 13-29 |
| 1-11-1924 | A | L | 19-23 |
| 2-6-1924 | H | L | 20-31 |
| 12-13-1924 | A | L | 10-26 |
| 1-16-1926 | A | L | 15-38 |
| 12-11-1926 | A | L | 13-34 |
| 12-10-1927 | A | L | 23-43 |
| 12-7-1928 | A | W | 31-24 |
| 2-15-1930 | H | W | 27-26 |
| 12-13-1930 | A | L | 22-32 |
| 12-21-1931 | A | L | 5-27 |
| 12-13-1932 | H | W | 14-13 |
| 12-10-1932 | A | W | 20-17 |
| 2-11-1933 | H | L | 16-28 |
| 12-9-1933 | A | W | 26-25 |
| 2-10-1934 | H | W | 33-26 |
| 12-15-1934 | A | L | 25-31 |
| 2-9-1935 | H | W | 30-28 |
| 12-14-1935 | A | L | 24-35 |
| 2-15-1936 | H | L | 23-41 |
| 12-12-1936 | A | L | 21-34 |
| 2-13-1937 | H | L | 31-38 |
| 12-11-1937 | A | L | 40-43 |
| 2-12-1938 | H | W | 41-35 |
| 12-10-1938 | A | L | 34-41 |
| 2-11-1939 | H | L | 25-30 |
| 12-9-1939 | A | L | 27-33 |
| 1-20-1940 | H | L | 27-32 |
| 12-7-1940 | A | L | 14-42 |
| 2-12-1941 | H | W | 35-32 |
| 12-13-1941 | A | L | 20-37 |
| 2-11-1942 | H | W | 57-34 |
| 12-7-1942 | A | L | 31-36 |
| 1-4-1943 | H | L | 26-29 |
| 12-1-1945 | A | L | 39-47 |
| 1-7-1946 | H | W | 49-36 |
| 12-7-1946 | A | L | 29-51 |
| 3-1-1947 | H | L | 47-59 |
| 12-18-1947 | H | W | 43-38 |
| 3-6-1948 | A | L | 28-69 |
| 12-4-1948 | A | L | 33-66 |
| 1-31-1949 | H | L | 38-49 |
| 12-3-1949 | H | L | 49-52 |
| 2-20-1950 | A | L | 53-70 |
| 1-20-1951 | A | W | 49-36 |
| 2-17-1951 | H | W | 43-32 |
| 1-19-1952 | A | L | 36-50 |
| 3-1-1952 | H | W | 80-59 |
| 1-17-1953 | A | W | 66-64 |
| 3-7-1953 | H | W | 55-52 |
| 1-16-1954 | A | L | 62-64 |
| 3-6-1954 | H | W | 76-61 |
| 1-15-1955 | H | W | 84-82 |
| 3-5-1955 | A | W | 83-68 |
| 2-6-1956 | H | W | 86-76 |
| 3-5-1956 | A | W | 76-75 |
| 1-7-1957 | H | L | 69-70 |
| 3-4-1957 | A | L | 72-81 |
| 2-17-1958 | A | W | 79-69 |
| 2-14-1959 | H | W | 103-91 |
| 1-9-1960 | H | W | 89-58 |
| 2-27-1960 | A | L | 65-72 |
| 1-16-1961 | H | W | 81-69 |
| 2-13-1961 | A | L | 67-78 |
| 1-20-1962 | A | W | 80-74 |
| 2-2-1963 | H | L | 71-72 |
| 1-25-1964 | H | L | 77-91 |
| 2-1-1964 | A | L | 79-95 |
| 1-26-1965 | H | L | 98-103 |
| 2-13-1965 | A | L | 83-98 |
| 3-7-1966 | H | W | 86-77 |
| 1-21-1967 | A | L | 59-81 |
| 1-13-1968 | A | W | 86-81 |

| | | | |
|-----------|---|---|--------|
| 2-3-1968 | H | W | 82-77 |
| 1-25-1969 | H | L | 70-75 |
| 2-8-1969 | A | W | 86-82 |
| 1-24-1970 | H | L | 88-91 |
| 3-6-1971 | A | L | 63-88 |
| 1-8-1972 | A | L | 75-83 |
| 3-4-1972 | H | W | 96-92 |
| 1-13-1973 | H | L | 71-78 |
| 2-10-1973 | A | L | 81-97 |
| 1-19-1974 | A | L | 82-84 |
| 3-9-1974 | H | L | 87-103 |
| 1-11-1975 | H | W | 86-78 |
| 2-8-1975 | A | L | 84-96 |
| 1-17-1976 | A | L | 63-66 |
| 2-14-1976 | H | L | 64-81 |
| 1-15-1977 | H | L | 70-83 |
| 2-26-1977 | A | L | 65-69 |
| 2-2-1978 | H | L | 63-65 |
| 2-11-1978 | A | W | 73-62 |
| 1-25-1979 | A | L | 48-49 |
| 2-17-1979 | H | W | 80-57 |
| 1-24-1980 | A | W | 59-58 |
| 2-16-1980 | H | W | 82-74 |
| 2-5-1981 | A | L | 77-79 |
| 2-14-1981 | H | W | 70-66 |
| 1-21-1982 | A | W | 64-62 |
| 2-11-1982 | H | W | 66-55 |
| 2-5-1983 | A | W | 70-65 |
| 2-12-1983 | H | L | 67-74 |
| 2-2-1984 | H | W | 72-67 |
| 2-11-1984 | A | L | 61-71 |
| 1-24-1985 | A | L | 75-86 |
| 2-23-1985 | H | L | 73-75 |
| 1-25-1986 | H | W | 91-79 |
| 2-20-1986 | A | W | 74-59 |
| 1-15-1987 | A | L | 70-74 |
| 2-15-1987 | H | W | 90-81 |
| 1-14-1988 | H | L | 72-90 |
| 2-22-1988 | A | L | 67-77 |
| 2-4-1989 | A | L | 66-82 |
| 2-27-1989 | H | L | 52-79 |
| 1-27-1990 | A | L | 63-65 |
| 3-1-1990 | H | W | 78-70 |
| 1-3-1991 | H | W | 85-70 |
| 3-9-1991 | A | W | 66-59 |
| 1-29-1992 | H | L | 79-89 |
| 2-15-1992 | A | W | 70-59 |
| 2-2-1993 | H | L | 69-73 |
| 3-7-1993 | A | L | 81-87 |
| 1-5-1994 | A | L | 64-75 |
| 2-5-1994 | H | L | 51-59 |
| 1-22-1995 | A | W | 73-71 |
| 2-21-1995 | H | W | 67-64 |
| 1-13-1996 | H | L | 54-76 |
| 2-27-1996 | A | L | 46-75 |
| 1-25-1997 | H | L | 61-74 |
| 2-1-1997 | A | L | 65-85 |
| 1-10-1998 | A | L | 69-79 |
| 2-17-1998 | H | W | 80-75 |
| 1-9-1999 | H | W | 81-67 |
| 2-18-1999 | A | W | 73-58 |
| 2-1-2000 | A | W | 82-62 |
| 3-4-2000 | H | W | 114-63 |
| 1-30-2001 | A | W | 91-64 |
| 3-3-2001 | H | W | 78-57 |
| 1-30-2002 | H | W | 71-44 |
| 1-26-2003 | A | L | 58-60 |
| 1-17-2004 | H | W | 71-54 |
| 2-24-2004 | A | W | 72-69 |
| 1-27-2005 | H | W | 64-53 |
| 2-12-2005 | A | W | 64-49 |
| 1-25-2006 | A | L | 67-72 |
| 2-18-2006 | H | W | 90-71 |
| 2-13-2007 | H | W | 59-44 |
| 2-27-2007 | A | L | 56-67 |
| 1-27-2008 | H | W | 77-62 |
| 2-10-2009 | A | W | 54-42 |
| 1-26-2010 | A | W | 57-56 |
| 3-7-2010 | H | W | 64-48 |
| 1-27-2011 | H | L | 57-61 |

| | | | |
|----------------------------------|---|---|-------------|
| 3-5-2011 | A | L | 63-70 |
| 1-17-2012 | A | L | 59-60 |
| 2-5-2012 | H | W | 64-54 |
| 2-12-2013 | H | W | 75-52 |
| 3-3-2013 | A | L | 57-58 |
| 1-25-2014 | H | L | 75-80 |
| 2-23-2014 | A | L | 70-79 |
| 3-16-2014 | N | W | 69-55 |
| Mich. College of Mines | | | 1-0 |
| (A - 1-0) | | | |
| 3-27-1920 | A | W | 28-26 |
| Mich. School for the Deaf | | | 1-0 |
| (A - 1-0) | | | |
| 2-2-1906 | A | W | 47-16 |
| Michigan Tech | | | 1-0 |
| (H - 1-0) | | | |
| 2-14-1921 | H | W | 26-18 |
| Middle Tenn. State | | | 1-0 |
| (H - 1-0) | | | |
| 12-19-1977 | H | W | 72-51 |
| Midland YMCA | | | 1-0 |
| (H - 1-0) | | | |
| 2-8-1908 | H | W | 40-8 |
| Milwaukee | | | 1-0 |
| (H - 1-0) | | | |
| 11-23-2011 | H | W | 68-55 |
| Minnesota | | | 6-13 |
| (H - 41-19; A - 23-36; N - 5-3) | | | |
| 1-13-1943 | A | L | 32-46 |
| 12-24-1945 | H | W | 50-48 |
| 1-18-1947 | A | L | 59-73 |
| 1-31-1948 | A | L | 63-69 |
| 2-21-1949 | H | L | 47-57 |
| 1-23-1950 | H | L | 56-73 |
| 2-5-1951 | H | W | 50-44 |
| 2-26-1951 | A | L | 39-56 |
| 1-12-1952 | A | L | 49-55 |
| 2-18-1952 | H | L | 58-60 |
| 12-30-1952 | A | L | 47-64 |
| 1-31-1953 | H | W | 64-60 |
| 1-30-1954 | A | L | 71-79 |
| 1-22-1955 | H | W | 87-75 |
| 1-21-1956 | H | W | 80-69 |
| 2-13-1956 | A | L | 73-77 |
| 1-26-1957 | A | W | 72-59 |
| 2-23-1957 | H | W | 70-65 |
| 2-1-1958 | H | W | 88-64 |
| 1-24-1959 | A | W | 82-76 |
| 2-1-1960 | H | W | 84-63 |
| 2-13-1960 | A | L | 73-82 |
| 12-30-1960 | N | L | 77-83 |
| 1-23-1961 | A | L | 70-89 |
| 2-18-1961 | H | L | 72-75 |
| 1-22-1962 | H | W | 84-79 |
| 3-3-1962 | A | L | 91-98 |
| 1-26-1963 | A | W | 61-59 |
| 2-16-1963 | H | L | 70-75 |
| 1-14-1964 | A | L | 82-103 |
| 2-6-1965 | H | L | 79-88 |
| 1-8-1966 | H | W | 85-65 |
| 2-12-1966 | A | L | 71-81 |
| 2-18-1967 | H | W | 67-66 |
| 3-6-1967 | A | W | 67-59 |
| 3-2-1968 | H | L | 68-75 |
| 3-8-1969 | A | L | 65-78 |
| 1-17-1970 | A | L | 78-85 |
| 1-31-1970 | H | L | 87-92 |
| 2-13-1971 | A | L | 86-97 |
| 3-8-1971 | H | W | 73-71 |
| 1-22-1972 | H | L | 57-67 |
| 1-27-1973 | A | L | 77-93 |
| 1-26-1974 | A | W | 67-66 |
| 2-16-1974 | H | L | 50-56 |
| 1-18-1975 | A | L | 71-82 |
| 2-15-1975 | H | W | 86-81 |
| 1-31-1976 | H | W | 75-63 |



ALL-TIME RECORD VS. OPPONENTS

| | | | |
|------------|---|---|-----------|
| 2-28-1976 | A | L | 61-71 |
| 1-24-1977+ | A | W | 70-75 f |
| 2-17-1977+ | H | W | 77-99 f |
| 1-5-1978 | H | W | 87-83 |
| 3-4-1978 | A | W | 71-70 |
| 1-6-1979 | H | W | 69-62 |
| 3-1-1979 | A | W | 76-63 |
| 1-5-1980 | H | L | 80-93 |
| 2-28-1980 | A | L | 73-87 |
| 1-15-1981 | H | L | 77-86 |
| 2-28-1981 | A | L | 89-92 Tot |
| 1-9-1982 | H | L | 58-64 |
| 3-4-1982 | A | L | 51-54 |
| 1-15-1983 | H | L | 67-69 |
| 3-3-1983 | A | W | 79-67 |
| 1-14-1984 | A | L | 61-69 |
| 3-1-1984 | H | W | 83-62 |
| 1-19-1985 | H | L | 75-81 |
| 2-13-1985 | A | L | 64-73 |
| 1-18-1986 | A | L | 71-76 |
| 2-15-1986 | H | W | 76-66 |
| 1-31-1987 | H | W | 72-60 |
| 2-28-1987 | A | W | 77-67 |
| 1-27-1988 | H | L | 56-59 |
| 3-5-1988 | A | L | 61-62 |
| 1-28-1989 | H | W | 73-64 |
| 3-8-1989 | A | L | 61-77 |
| 2-1-1990 | H | L | 74-79 |
| 3-3-1990 | A | W | 75-73 ot |
| 1-19-1991 | H | W | 73-64 |
| 2-25-1991 | A | W | 74-72 |
| 1-18-1992 | A | L | 66-70 |
| 3-11-1992 | H | W | 66-57 |
| 1-6-1993 | A | L | 57-64 |
| 2-6-1993 | H | W | 75-63 |
| 1-22-1994 | A | L | 66-68 |
| 2-23-1994 | H | W | 85-68 |
| 1-25-1995 | H | W | 54-53 |
| 2-18-1995 | A | L | 57-66 |
| 1-27-1996 | A | W | 68-54 |
| 2-14-1996 | H | L | 63-64 Tot |
| 1-4-1997 | H | L | 43-68 |
| 3-6-1997 | A | L | 74-81 |
| 1-14-1998 | A | W | 74-60 |
| 2-14-1998 | H | W | 71-59 |
| 3-6-1998 | N | L | 73-76 |
| 1-13-1999 | H | W | 71-55 |
| 2-13-1999 | A | W | 84-82 |
| 3-2-2000 | H | W | 79-43 |
| 2-10-2001 | A | W | 94-83 |
| 1-5-2002 | A | L | 67-70 |
| 2-21-2002 | H | W | 74-55 |
| 1-18-2003 | A | L | 69-77 |
| 2-26-2003 | H | W | 71-61 |
| 1-28-2004 | A | W | 79-78 ot |
| 2-14-2004 | H | W | 69-58 |
| 1-22-2005 | A | W | 69-55 |
| 2-16-2005 | H | W | 81-62 |
| 2-11-2006 | A | L | 55-69 |
| 1-24-2007 | H | W | 70-46 |
| 1-5-2008 | H | W | 65-59 |
| 1-20-2008 | A | W | 78-73 |
| 12-31-2008 | A | W | 70-58 |
| 2-4-2009 | H | W | 76-47 |
| 3-13-2009 | N | W | 64-56 |
| 1-13-2010 | H | W | 60-53 |
| 1-23-2010 | A | W | 65-64 |
| 3-12-2010 | N | L | 67-72 ot |
| 12-31-2010 | H | W | 71-62 |
| 2-22-2011 | A | W | 53-48 |
| 1-25-2012 | H | W | 68-52 |
| 2-22-2012 | A | W | 66-61 |
| 12-31-2012 | A | L | 63-76 |
| 2-6-2013 | H | W | 61-50 |
| 1-11-2014 | H | W | 87-75 ot |

Mississippi.....1-0
(N - 1-0)
3-14-1999 N W 74-66

Mississippi State.....3-0
(H - 2-0; N - 1-0)

| | | | |
|------------|---|---|-------|
| 1-2-1934 | H | W | 35-25 |
| 12-29-1948 | H | W | 74-28 |
| 1-2-1973 | N | W | 90-82 |

Miss. Valley State.....1-0
(H - 1-0)

| | | | |
|------------|---|---|-------|
| 12-28-1999 | H | W | 96-63 |
|------------|---|---|-------|

Missouri.....3-4
(H - 2-1; A - 0-3; N - 1-0)

| | | | |
|------------|---|---|-------|
| 12-30-1937 | H | W | 43-33 |
| 1-5-1948 | A | L | 44-46 |
| 12-17-1949 | H | L | 54-73 |
| 12-1-1971 | A | L | 67-77 |
| 12-22-1983 | A | L | 66-79 |
| 12-15-1984 | H | W | 79-61 |
| 11-19-2007 | N | W | 86-83 |

Missouri-Kansas City.....1-0
(H - 1-0)

| | | | |
|------------|---|---|-------|
| 12-19-2011 | H | W | 89-54 |
|------------|---|---|-------|

Montana.....1-0
(N - 1-0)

| | | | |
|------------|---|---|-------|
| 11-28-2002 | N | W | 80-60 |
|------------|---|---|-------|

Morehead State.....1-0
(H - 1-0)

| | | | |
|-----------|---|---|--------|
| 12-1-1992 | H | W | 121-53 |
|-----------|---|---|--------|

Mt. St. Mary's.....2-0
(H - 1-0; N - 1-0)

| | | | |
|------------|---|---|-------|
| 3-12-1999 | N | W | 76-53 |
| 11-29-2013 | H | W | 98-65 |

Mt. Union.....2-0
(H - 1-0; A - 1-0)

| | | | |
|-----------|---|---|-------|
| 1-18-1921 | H | W | 40-26 |
| 1-28-1921 | A | W | 30-28 |

Murray State.....1-0
(N - 1-0)

| | | | |
|-----------|---|---|----------|
| 3-15-1990 | N | W | 75-71 ot |
|-----------|---|---|----------|

Muskegon YMCA.....0-1
(A - 0-1)

| | | | |
|------------|---|---|-------|
| 12-20-1919 | A | L | 21-26 |
|------------|---|---|-------|

Muskingum.....1-0
(H - 1-0)

| | | | |
|----------|---|---|-------|
| 2-9-1916 | H | W | 39-21 |
|----------|---|---|-------|

Navy.....0-1
(H - 0-1)

| | | | |
|------------|---|---|----------|
| 11-29-1986 | H | L | 90-91 ot |
|------------|---|---|----------|

Nebraska.....12-7
(H - 6-2; A - 4-5; N - 2-0)

| | | | |
|------------|---|---|----------|
| 2-13-1920 | A | L | 28-43 |
| 2-14-1920 | A | L | 20-29 |
| 12-27-1956 | N | W | 79-65 |
| 12-20-1958 | H | W | 80-55 |
| 12-17-1959 | A | W | 82-80 |
| 12-20-1967 | H | W | 74-70 |
| 12-16-1968 | A | L | 59-73 |
| 12-29-1983 | N | W | 58-45 |
| 11-30-1988 | A | W | 77-75 |
| 11-29-1989 | H | W | 80-69 |
| 11-28-1990 | A | L | 69-71 |
| 12-4-1991 | H | W | 101-78 |
| 12-18-1993 | H | L | 81-85 |
| 12-10-1994 | A | L | 91-96 ot |
| 12-31-2011 | A | W | 68-55 |
| 2-25-2012 | H | W | 62-34 |
| 1-13-2013 | H | W | 66-56 |
| 2-16-2013 | A | W | 73-64 |
| 2-16-2014 | H | L | 51-60 |

Nebraska Omaha.....1-0
(H - 1-0)

| | | | |
|-----------|---|---|--------|
| 12-4-2011 | H | W | 110-68 |
|-----------|---|---|--------|

Nevada.....0-1
(N - 0-1)

| | | | |
|-----------|---|---|-------|
| 3-18-2004 | N | L | 66-72 |
|-----------|---|---|-------|

Nevada-Las Vegas.....0-1
(N - 0-1)

| | | | |
|------------|---|---|-------|
| 12-15-1990 | N | L | 75-95 |
|------------|---|---|-------|

New Hampshire.....2-0
(H - 1-0; N - 1-0)

| | | | |
|------------|---|---|--------|
| 12-30-1977 | N | W | 102-65 |
| 12-29-1992 | H | W | 81-51 |

New Mexico.....2-0
(A - 2-0)

| | | | |
|------------|---|---|-------|
| 12-18-1970 | A | W | 73-69 |
| 12-28-1985 | A | W | 76-61 |

New Mexico State.....1-0
(N - 1-0)

| | | | |
|-----------|---|---|-------|
| 3-19-2010 | N | W | 70-67 |
|-----------|---|---|-------|

New Orleans.....1-0
(H - 1-0)

| | | | |
|------------|---|---|--------|
| 12-28-2013 | N | W | 101-48 |
|------------|---|---|--------|

Nicholls State.....3-0
(H - 3-0)

| | | | |
|------------|---|---|--------|
| 12-9-2001 | H | W | 92-38 |
| 11-27-2004 | H | W | 102-52 |
| 12-1-2012 | H | W | 84-39 |

North Carolina.....3-12
(H - 1-2; A - 1-2; N - 1-8)

| | | | |
|------------|---|---|-----------|
| 3-22-1957 | N | L | 70-74 3ot |
| 12-30-1958 | N | W | 75-58 |
| 12-6-1976 | H | L | 58-81 |
| 12-16-1978 | A | L | 69-70 |
| 11-21-1995 | N | L | 70-92 |
| 3-19-1998 | N | L | 58-73 |
| 12-1-1999 | A | W | 86-76 |
| 11-29-2000 | H | W | 77-64 |
| 4-2-2005 | N | L | 71-87 |
| 3-17-2007 | N | L | 67-81 |
| 12-3-2008 | N | L | 63-98 |
| 4-6-2009 | N | L | 72-89 |
| 12-1-2009 | A | L | 82-89 |
| 11-11-2011 | N | L | 55-67 |
| 12-4-2013 | H | L | 65-79 |

UNC Asheville.....4-0
(H - 4-0)

| | | | |
|------------|---|---|-------|
| 12-30-1998 | H | W | 64-39 |
| 12-17-2001 | H | W | 76-56 |
| 11-22-2002 | H | W | 66-52 |
| 12-29-2004 | H | W | 92-63 |

North Carolina State.....2-5
(H - 2-0; A - 0-3; N - 0-2)

| | | | |
|------------|---|---|-------|
| 12-31-1958 | A | L | 61-70 |
| 12-20-1975 | A | L | 75-95 |
| 12-20-1976 | H | W | 78-60 |
| 12-28-1981 | N | L | 46-67 |
| 12-11-1982 | A | L | 41-45 |
| 3-15-2002 | N | L | 58-69 |
| 11-28-2007 | H | W | 81-58 |

North Florida.....1-0
(H - 1-0)

| | | | |
|------------|---|---|-------|
| 12-17-2013 | H | W | 78-48 |
|------------|---|---|-------|

Northern Illinois.....0-1
(H - 0-1)

| | | | |
|-----------|---|---|-------|
| 12-1-1970 | H | L | 75-76 |
|-----------|---|---|-------|

Northern Iowa.....1-0
(N - 1-0)

| | | | |
|-----------|---|---|-------|
| 3-26-2010 | N | W | 59-52 |
|-----------|---|---|-------|

Northern Michigan.....7-1
(H - 5-1; A - 2-0)

| | | | |
|------------|---|---|--------|
| 3-23-1920 | A | W | 43-13 |
| 2-4-1961 | H | L | 71-79 |
| 12-2-1961 | H | W | 75-59 |
| 11-30-1963 | H | W | 109-86 |
| 12-3-1964 | H | W | 82-76 |
| 12-12-1973 | H | W | 91-63 |
| 12-16-1974 | A | W | 91-59 |
| 12-16-1975 | H | W | 81-65 |

Northwestern.....85-38
(H - 48-8; A - 33-30; N - 4-0)

| | | | |
|------------|---|---|-----------|
| 2-8-1918 | A | L | 16-19 |
| 12-22-1924 | A | L | 17-26 |
| 12-21-1925 | A | L | 13-42 |
| 12-20-1926 | A | L | 22-34 |
| 12-22-1934 | A | L | 26-39 |
| 12-21-1935 | A | L | 25-29 |
| 1-23-1937 | A | L | 29-44 |
| 12-23-1949 | A | L | 46-68 |
| 1-6-1951 | A | W | 67-62 |
| 2-12-1951 | H | W | 52-48 |
| 1-7-1952 | H | W | 82-49 |
| 2-2-1952 | A | L | 76-86 |
| 12-27-1952 | A | W | 52-47 |
| 1-24-1953 | H | W | 76-63 |
| 2-1-1954 | H | W | 65-62 |
| 2-22-1954 | A | L | 71-80 |
| 2-12-1955 | A | L | 54-56 |
| 2-21-1955 | H | W | 71-69 |
| 2-20-1956 | H | W | 96-93 |
| 2-2-1957 | A | W | 77-63 |
| 1-18-1958 | A | W | 83-78 |
| 1-25-1958 | H | W | 74-60 |
| 1-31-1959 | H | W | 81-72 |
| 2-16-1959 | A | W | 71-68 |
| 2-22-1960 | A | L | 69-71 |
| 1-21-1961 | H | L | 62-77 |
| 1-27-1962 | H | L | 70-71 |
| 2-26-1962 | A | L | 64-71 |
| 1-19-1963 | H | W | 80-68 |
| 3-9-1963 | A | L | 83-100 |
| 2-8-1964 | A | L | 86-93 |
| 2-29-1964 | H | W | 107-97 |
| 1-23-1965 | H | L | 75-76 |
| 1-30-1965 | A | L | 75-77 |
| 1-29-1966 | A | W | 77-68 |
| 3-11-1967 | H | W | 79-66 |
| 1-20-1968 | H | W | 75-62 |
| 1-17-1968 | A | L | 61-69 |
| 4-4-1969 | H | L | 71-85 |
| 1-18-1969 | A | W | 89-75 |
| 1-10-1970 | H | W | 98-93 |
| 3-13-1971 | A | L | 67-85 |
| 1-18-1972 | A | L | 69-76 ot |
| 3-11-1972 | H | W | 57-54 |
| 1-6-1973 | H | W | 90-77 |
| 3-3-1973 | A | W | 86-72 |
| 2-23-1974 | H | W | 73-70 |
| 1-27-1975 | H | W | 54-50 |
| 2-24-1975 | A | L | 66-67 |
| 1-8-1976 | A | L | 89-105 |
| 2-2-1976 | H | W | 91-71 |
| 1-8-1977 | H | L | 68-70 |
| 1-27-1977 | A | L | 58-66 |
| 1-14-1978 | A | W | 67-63 |
| 2-23-1978 | H | W | 66-56 |
| 1-27-1979 | A | L | 65-83 |
| 2-3-1979 | H | W | 61-50 |
| 1-10-1980 | A | L | 61-65 |
| 2-23-1980 | H | L | 73-75 3ot |
| 1-17-1981 | H | W | 84-70 |
| 2-26-1981 | A | W | 74-61 |
| 1-30-1982 | H | W | 64-61 |
| 2-6-1982 | A | L | 43-48 |
| 1-8-1983 | A | L | 51-62 |
| 3-9-1983 | H | W | 63-58 |
| 1-7-1984 | H | L | 69-76 |
| 3-8-1984 | A | W | 63-55 |
| 2-2-1985 | A | W | 68-54 |
| 2-27-1985 | H | W | 61-47 |
| 2-1-1986 | H | W | 97-69 |
| 2-27-1986 | A | W | 82-48 |
| 1-26-1987 | A | L | 65-67 |
| 2-19-1987 | H | W | 96-71 |
| 2-4-1988 | A | W | 65-64 |
| 3-10-1988 | A | W | 55-53 |
| 1-11-1989 | H | W | 64-62 |
| 2-25-1989 | H | W | 80-65 |
| 1-20-1990 | H | W | 91-71 |



ALL-TIME RECORD VS. OPPONENTS

SPARTANS

| | | | |
|-----------|---|---|----------|
| 3-8-1990 | A | W | 84-68 |
| 1-12-1991 | H | W | 66-59 |
| 2-14-1991 | A | W | 55-53 |
| 1-15-1992 | H | W | 78-61 |
| 3-5-1992 | A | W | 72-55 |
| 1-16-1993 | A | W | 80-75 |
| 2-17-1993 | H | W | 81-55 |
| 1-15-1994 | H | W | 67-46 |
| 2-17-1994 | A | W | 60-55 |
| 1-18-1995 | H | W | 93-56 |
| 2-25-1995 | A | W | 83-60 |
| 1-24-1996 | H | W | 68-54 |
| 2-17-1996 | A | W | 75-57 |
| 1-18-1997 | H | W | 75-62 |
| 2-19-1997 | A | L | 58-70 |
| 1-31-1998 | A | W | 72-66 ot |
| 1-30-1999 | H | W | 65-48 |
| 3-5-1999 | N | W | 61-59 |
| 1-22-2000 | H | W | 69-45 |
| 1-27-2000 | A | W | 59-29 |
| 1-10-2001 | H | W | 84-53 |
| 1-24-2001 | A | W | 74-58 |
| 2-6-2002 | A | L | 49-61 |
| 2-15-2003 | H | W | 64-51 |
| 1-21-2004 | A | W | 73-61 |
| 2-21-2004 | H | W | 66-56 |
| 3-12-2004 | N | W | 68-55 |
| 1-8-2005 | H | W | 87-58 |
| 3-2-2005 | A | W | 69-58 |
| 2-4-2006 | A | W | 77-66 |
| 1-10-2007 | H | W | 66-45 |
| 3-8-2007 | N | W | 62-57 |
| 1-24-2008 | A | W | 78-62 |
| 2-9-2008 | H | W | 70-55 |
| 1-3-2009 | A | W | 77-66 |
| 1-21-2009 | H | L | 63-70 |
| 1-2-2010 | A | W | 91-70 |
| 1-30-2010 | H | W | 79-70 |
| 1-3-2011 | A | W | 65-62 |
| 1-15-2011 | H | W | 71-67 ot |
| 1-14-2012 | A | L | 74-81 |
| 3-10-2013 | H | W | 71-61 |
| 1-15-2014 | A | W | 54-40 |
| 2-13-2014 | H | W | 85-70 |
| 3-14-2014 | N | W | 67-51 |

Northwestern College 1-8

(H - 1-3; A - 0-5)

| | | | |
|-----------|---|---|-------|
| 1-13-1912 | A | L | 19-25 |
| 2-6-1913 | H | L | 21-23 |
| 1-23-1914 | A | L | 24-44 |
| 2-6-1915 | H | L | 17-28 |
| 2-11-1915 | A | L | 22-41 |
| 1-20-1916 | H | L | 17-29 |
| 3-3-1916 | A | L | 21-28 |
| 2-16-1917 | A | L | 16-26 |
| 3-2-1917 | H | W | 28-14 |

Notre Dame 35-59

(H - 23-24; A - 10-35; N - 2-0)

| | | | |
|-----------|---|---|-------|
| 1-31-1908 | H | W | 33-20 |
| 2-1-1908 | H | L | 26-23 |
| 2-25-1908 | A | L | 10-39 |
| 1-23-1909 | A | L | 10-26 |
| 2-8-1909 | H | L | 18-22 |
| 1-29-1910 | A | W | 28-21 |
| 2-19-1910 | H | W | 43-23 |
| 2-13-1913 | H | W | 40-7 |
| 1-24-1914 | A | L | 18-27 |
| 2-4-1914 | H | W | 45-22 |
| 2-2-1915 | H | W | 14-13 |
| 2-13-1915 | A | L | 19-24 |
| 1-19-1916 | A | L | 18-19 |
| 2-2-1916 | H | L | 23-24 |
| 1-27-1917 | H | W | 31-25 |
| 2-17-1917 | A | L | 19-33 |
| 2-1-1918 | H | W | 27-12 |
| 2-7-1918 | A | L | 23-25 |
| 2-1-1919 | H | W | 32-28 |
| 2-22-1919 | H | L | 16-17 |
| 1-24-1920 | H | W | 23-20 |

| | | | |
|------------|---|---|----------|
| 2-9-1920 | A | L | 23-30 |
| 1-22-1921 | A | L | 23-36 |
| 2-1-1921 | H | W | 37-25 |
| 1-31-1922 | A | L | 22-31 |
| 2-16-1922 | H | W | 30-24 |
| 12-9-1922 | H | L | 15-40 |
| 2-28-1923 | A | W | 22-21 |
| 1-25-1924 | A | L | 18-35 |
| 2-29-1924 | H | L | 21-23 |
| 1-16-1925 | A | L | 14-37 |
| 3-3-1925 | H | L | 10-42 |
| 1-22-1926 | A | L | 14-33 |
| 2-16-1926 | H | L | 25-40 |
| 1-29-1927 | A | L | 15-36 |
| 2-23-1927 | H | L | 22-34 |
| 1-28-1928 | A | L | 25-29 |
| 2-3-1928 | H | W | 26-16 |
| 1-23-1929 | A | L | 24-29 |
| 2-22-1929 | H | L | 27-28 |
| 1-22-1930 | H | W | 28-21 |
| 2-18-1930 | A | L | 17-29 |
| 1-9-1932 | H | L | 25-28 |
| 2-23-1932 | A | L | 20-28 |
| 1-9-1933 | H | L | 19-34 |
| 2-24-1933 | A | L | 25-30 |
| 1-6-1934 | H | L | 33-34 |
| 2-21-1934 | A | L | 19-28 |
| 2-21-1938 | A | L | 32-48 |
| 1-25-1941 | A | L | 39-46 |
| 3-1-1941 | H | W | 44-35 |
| 1-24-1942 | A | L | 49-52 |
| 2-28-1942 | H | W | 46-43 |
| 2-6-1943 | A | L | 34-45 |
| 2-27-1943 | H | L | 42-45 |
| 1-31-1946 | A | L | 57-62 |
| 2-20-1946 | H | L | 54-56 |
| 1-14-1947 | H | L | 56-74 |
| 2-8-1947 | A | L | 54-70 |
| 2-17-1948 | H | L | 44-51 |
| 2-24-1948 | H | W | 54-50 |
| 2-3-1949 | A | L | 47-63 |
| 2-23-1949 | H | L | 41-43 |
| 1-7-1950 | H | L | 65-76 |
| 1-18-1950 | A | L | 65-71 |
| 1-25-1951 | H | W | 60-43 |
| 2-19-1951 | A | L | 46-56 |
| 1-2-1952 | A | W | 66-52 |
| 1-15-1952 | H | L | 48-56 |
| 2-16-1953 | A | L | 64-72 |
| 2-9-1954 | H | L | 71-74 |
| 2-7-1955 | A | W | 93-79 |
| 12-21-1955 | H | W | 84-78 |
| 1-15-1957 | A | L | 76-86 |
| 3-15-1957 | N | W | 85-83 |
| 12-21-1957 | H | W | 79-72 |
| 12-17-1958 | A | W | 74-56 |
| 12-5-1959 | H | W | 61-56 |
| 2-5-1961 | H | W | 89-74 |
| 12-16-1961 | H | L | 72-73 |
| 12-4-1962 | A | L | 85-92 |
| 1-18-1964 | H | L | 80-95 |
| 12-8-1964 | A | L | 93-100 |
| 12-11-1965 | A | W | 93-69 |
| 2-1-1967 | A | W | 85-80 ot |
| 1-30-1968 | H | W | 89-68 |
| 2-11-1969 | A | W | 71-59 |
| 1-20-1970 | H | W | 85-82 |
| 1-26-1971 | A | L | 80-104 |
| 2-1-1972 | H | W | 98-74 |
| 2-7-1973 | A | L | 72-85 |
| 2-4-1974 | H | L | 89-91 |
| 2-5-1975 | A | W | 76-73 |
| 3-18-1979 | N | W | 80-68 |

Oakland 12-0

(H - 8-8; A - 1-0; N - 3-0)

| | | | |
|------------|---|---|-------|
| 11-17-1990 | A | W | 96-66 |
| 12-18-1990 | H | W | 86-51 |
| 11-19-2000 | H | W | 97-61 |
| 12-19-2001 | H | W | 78-50 |

| | | | |
|------------|---|---|-------|
| 1-29-2005 | H | W | 92-75 |
| 11-25-2006 | H | W | 71-53 |
| 11-24-2007 | H | W | 75-71 |
| 12-27-2008 | N | W | 82-66 |
| 12-10-2009 | H | W | 88-57 |
| 12-11-2010 | N | W | 77-76 |
| 11-23-2012 | H | W | 70-52 |
| 12-14-2013 | N | W | 67-63 |

Oberlin 7-6

(H - 6-1; A - 1-5)

| | | | |
|------------|---|---|-------|
| 1-8-1908 | H | W | 46-21 |
| 2-23-1918 | H | W | 35-20 |
| 1-11-1919 | A | L | 14-24 |
| 1-2-1920 | H | W | 36-8 |
| 1-29-1921 | A | L | 21-23 |
| 2-19-1921 | H | L | 29-37 |
| 1-28-1922 | A | L | 25-26 |
| 3-3-1923 | A | L | 16-23 |
| 2-28-1925 | H | W | 29-27 |
| 3-7-1925 | A | L | 16-25 |
| 2-14-1930 | H | W | 24-10 |
| 1-31-1931 | A | W | 33-22 |
| 12-17-1938 | H | W | 58-23 |

Ohio 1-0

(H - 1-0)

| | | | |
|----------|---|---|-------|
| 1-1-1932 | H | W | 29-15 |
|----------|---|---|-------|

Ohio Northern 3-0

(H - 2-0; A - 1-0)

| | | | |
|-----------|---|---|-------|
| 1-29-1915 | A | W | 45-16 |
| 2-8-1917 | H | W | 53-9 |
| 1-3-1928 | H | W | 39-25 |

Ohio State 67-57

(H - 42-17; A - 23-37; N - 2-3)

| | | | |
|------------|---|---|--------|
| 3-5-1910 | A | L | 13-31 |
| 2-11-1911 | A | L | 12-42 |
| 12-21-1940 | H | W | 46-38 |
| 12-9-1944 | A | L | 31-58 |
| 12-28-1944 | H | L | 31-67 |
| 12-27-1945 | A | L | 42-62 |
| 2-16-1946 | H | W | 64-58 |
| 2-15-1947 | H | L | 46-41 |
| 2-21-1948 | H | L | 50-72 |
| 2-28-1949 | A | L | 51-70 |
| 2-11-1950 | A | L | 43-87 |
| 1-27-1951 | A | L | 49-58 |
| 2-9-1952 | H | W | 70-52 |
| 1-3-1953 | H | W | 68-57 |
| 2-7-1953 | A | L | 62-73 |
| 1-23-1954 | H | W | 83-76 |
| 1-3-1955 | A | L | 76-83 |
| 1-28-1956 | H | W | 94-91 |
| 3-3-1956 | A | L | 84-96 |
| 1-19-1957 | A | L | 51-70 |
| 1-28-1957 | H | W | 73-64 |
| 1-4-1958 | A | L | 56-70 |
| 1-19-1959 | H | W | 92-77 |
| 1-30-1960 | A | L | 79-111 |
| 2-20-1960 | H | L | 83-84 |
| 2-11-1961 | H | L | 62-83 |
| 3-4-1961 | A | L | 83-91 |
| 2-17-1962 | H | L | 72-80 |
| 2-18-1963 | A | L | 77-87 |
| 1-27-1964 | H | W | 102-99 |
| 3-7-1964 | A | W | 81-80 |
| 2-22-1965 | A | L | 90-101 |
| 3-6-1965 | H | L | 75-97 |
| 1-15-1966 | H | W | 80-64 |
| 2-28-1966 | A | W | 98-79 |
| 2-20-1967 | A | L | 64-80 |
| 2-27-1967 | H | W | 74-63 |
| 2-10-1968 | A | L | 62-90 |
| 3-1-1969 | H | W | 85-72 |
| 2-10-1970 | H | L | 66-89 |
| 2-28-1970 | A | W | 82-80 |
| 1-30-1971 | A | W | 82-70 |
| 2-6-1971 | H | L | 76-87 |
| 3-7-1972 | A | L | 73-92 |
| 2-26-1973 | H | W | 87-83 |

| | | | |
|-----------|---|---|------------|
| 1-12-1974 | H | W | 83-75 |
| 2-11-1974 | A | W | 75-67 ot |
| 1-6-1975 | H | W | 88-84 |
| 2-3-1975 | A | W | 101-83 |
| 1-10-1976 | H | W | 92-82 |
| 2-7-1976 | A | W | 83-82 ot |
| 2-12-1977 | A | W | 71-57 |
| 2-28-1977 | H | W | 80-79 |
| 1-28-1978 | A | W | 70-60 |
| 2-18-1978 | H | W | 79-74 |
| 2-1-1979 | H | W | 84-79 ot |
| 2-10-1979 | A | W | 73-57 |
| 1-31-1980 | H | W | 74-54 |
| 2-9-1980 | A | L | 59-71 |
| 1-31-1981 | H | W | 60-54 |
| 2-7-1981 | A | L | 61-73 |
| 2-4-1982 | A | L | 49-50 ot |
| 2-13-1982 | H | L | 46-51 |
| 1-22-1983 | A | L | 69-74 |
| 2-24-1983 | H | W | 101-94 3ot |
| 1-21-1984 | H | L | 68-82 |
| 2-22-1984 | A | L | 70-86 |
| 1-3-1985 | H | W | 82-79 |
| 3-9-1985 | A | L | 79-90 |
| 1-2-1986 | A | L | 73-84 |
| 3-8-1986 | H | W | 91-81 |
| 1-10-1987 | H | W | 90-80 |
| 2-9-1987 | A | L | 72-90 |
| 2-1-1988 | H | W | 76-64 |
| 2-27-1988 | A | W | 78-77 ot |
| 1-14-1989 | H | L | 81-83 |
| 2-11-1989 | A | L | 75-81 |
| 1-11-1990 | H | W | 78-68 |
| 2-10-1990 | A | W | 84-75 |
| 1-31-1991 | H | W | 75-61 |
| 3-3-1991 | A | L | 64-65 |
| 1-7-1992 | A | L | 46-62 |
| 2-29-1992 | H | L | 65-78 |
| 1-13-1993 | A | W | 77-60 |
| 2-13-1993 | H | W | 81-66 |
| 1-26-1994 | A | W | 77-71 |
| 2-26-1994 | A | W | 75-60 |
| 2-4-1995 | A | W | 67-58 |
| 2-7-1996 | H | W | 55-41 |
| 1-11-1997 | H | W | 69-66 |
| 2-26-1997 | A | W | 67-65 |
| 2-4-1998 | A | W | 84-58 |
| 1-27-1999 | H | W | 76-71 |
| 1-20-2000 | A | L | 67-78 |
| 2-15-2000 | H | W | 83-72 |
| 1-21-2001 | H | W | 71-56 |
| 1-27-2001 | A | L | 55-64 |
| 2-10-2002 | H | W | 67-64 |
| 2-26-2002 | A | W | 81-76 |
| 1-9-2003 | H | W | 66-55 |
| 3-8-2003 | A | W | 72-58 |
| 3-15-2003 | N | L | 54-55 |
| 2-7-2004 | A | W | 84-70 |
| 2-9-2005 | H | W | 83-69 |
| 1-15-2006 | A | W | 62-59 2ot |
| 2-22-2006 | H | L | 68-79 |
| 1-27-2007 | A | L | 64-66 |
| 2-3-2007 | H | L | 54-63 |
| 1-15-2008 | H | W | 66-60 |
| 3-9-2008 | A | L | 54-63 |
| 1-14-2008 | N | W | 67-60 |
| 1-6-2009 | H | W | 67-68 |
| 1-25-2009 | H | W | 78-57 |
| 3-14-2009 | N | L | 70-82 |
| 2-21-2010 | H | L | 67-74 |
| 2-15-2011 | A | L | 61-71 |
| 2-11-2012 | A | W | 58-48 |
| 3-4-2012 | H | L | 70-72 |
| 3-11-2012 | N | W | 68-64 |
| 1-19-2013 | H | W | 59-56 |
| 2-24-2013 | A | L | 60-68 |
| 3-16-2013 | N | L | 58-61 |
| 1-7-2014 | H | W | 72-68 ot |
| 3-9-2014 | A | L | 67-68 |

ALL-TIME RECORD VS. OPPONENTS

Ohio Wesleyan.....2-3

(H - 2-2; A - 0-1)

| | | | |
|-----------|---|---|-------|
| 1-29-1922 | A | L | 22-25 |
| 2-24-1922 | H | L | 17-29 |
| 1-7-1929 | H | L | 28-31 |
| 1-4-1930 | H | W | 30-14 |
| 1-1-1931 | H | W | 25-17 |

Oklahoma.....5-3

(H - 1-0; A - 0-1; N - 4-2)

| | | | |
|------------|---|---|----------|
| 12-29-1956 | N | W | 76-74 |
| 12-21-1963 | N | W | 118-100 |
| 3-17-1993 | A | L | 86-88 |
| 3-19-1999 | N | W | 54-46 |
| 11-14-2001 | H | W | 67-55 |
| 1-4-2003 | N | L | 58-60 |
| 12-6-2003 | N | L | 77-80 ot |
| 11-23-2013 | N | W | 87-76 |

Oklahoma State.....2-2

(H - 1-0; A - 0-1; N - 1-1)

| | | | |
|------------|---|---|-------|
| 1-14-1995 | H | W | 70-69 |
| 12-18-1995 | A | L | 57-68 |
| 11-30-2002 | N | L | 61-64 |
| 11-28-2008 | N | W | 94-79 |

Old Dominion.....1-0

(N - 1-0)

| | | | |
|-----------|---|---|-------|
| 3-18-2005 | N | W | 89-81 |
|-----------|---|---|-------|

Olivet.....7-4

(H - 6-2; A - 1-2)

| | | | |
|-----------|---|---|-------|
| 2-27-1899 | H | L | 6-7 |
| 3-13-1899 | A | L | 6-15 |
| 1-20-1900 | A | L | 5-6 |
| 2-3-1900 | H | L | 6-8 |
| 2-16-1901 | H | W | 18-10 |
| 3-2-1906 | H | W | 46-10 |
| 2-2-1907 | H | W | 41-24 |
| 2-22-1907 | A | W | 38-24 |
| 12-8-1925 | H | W | 36-13 |
| 1-21-1933 | H | W | 35-13 |
| 12-4-1933 | H | W | 23-16 |

Oregon.....1-2

(N - 1-2)

| | | | |
|------------|---|---|-------|
| 12-28-1961 | N | L | 59-71 |
| 12-27-1969 | N | L | 82-87 |
| 12-30-1988 | N | W | 76-71 |

Oregon State.....3-3

(H - 1-1; A - 1-1; N - 1-1)

| | | | |
|------------|---|---|-------|
| 12-27-1939 | A | L | 33-38 |
| 12-28-1939 | A | W | 36-26 |
| 12-29-1942 | H | L | 29-33 |
| 12-29-1978 | N | W | 65-57 |
| 2-5-1984 | H | W | 56-55 |
| 12-29-1988 | N | L | 58-63 |

Owosso YMCA.....1-0

(H - 1-0)

| | | | |
|-----------|---|---|-------|
| 1-26-1906 | H | W | 76-12 |
|-----------|---|---|-------|

Pacific.....1-0

(N - 1-0)

| | | | |
|------------|---|---|-------|
| 11-26-1993 | N | W | 83-64 |
|------------|---|---|-------|

Pennsylvania.....3-1

(H - 1-0; A - 2-1)

| | | | |
|------------|---|---|--------|
| 12-18-1954 | A | L | 67-73 |
| 12-14-1963 | A | W | 87-75 |
| 3-24-1979 | A | W | 101-67 |
| 11-29-2003 | H | W | 77-52 |

Penn State.....33-7

(H - 20-1; A - 13-4; N - 0-2)

| | | | |
|------------|---|---|-------|
| 1-2-1929 | H | W | 16-14 |
| 12-28-1938 | H | W | 35-21 |
| 12-29-1950 | H | W | 51-44 |
| 12-30-1954 | H | W | 85-74 |
| 3-13-1993 | H | W | 70-53 |
| 3-12-1994 | A | L | 70-71 |
| 2-2-1995 | H | W | 82-62 |
| 2-11-1995 | A | W | 68-53 |
| 1-31-1996 | H | W | 61-58 |

| | | | |
|-----------|---|---|-------|
| 2-10-1996 | A | L | 50-54 |
|-----------|---|---|-------|

| | | | |
|-----------|---|---|-------|
| 1-15-1997 | A | W | 69-58 |
|-----------|---|---|-------|

| | | | |
|-----------|---|---|-------|
| 2-22-1997 | H | W | 71-57 |
|-----------|---|---|-------|

| | | | |
|-----------|---|---|-------|
| 1-24-1998 | H | W | 71-59 |
|-----------|---|---|-------|

| | | | |
|----------|---|---|-------|
| 2-2-1999 | A | W | 70-68 |
|----------|---|---|-------|

| | | | |
|----------|---|---|-------|
| 1-5-2000 | H | W | 76-63 |
|----------|---|---|-------|

| | | | |
|-----------|---|---|-------|
| 2-23-2000 | A | W | 79-63 |
|-----------|---|---|-------|

| | | | |
|----------|---|---|-------|
| 1-3-2001 | H | W | 98-73 |
|----------|---|---|-------|

| | | | |
|-----------|---|---|-------|
| 2-24-2001 | A | W | 76-57 |
|-----------|---|---|-------|

| | | | |
|----------|---|---|-------|
| 3-9-2001 | N | L | 63-65 |
|----------|---|---|-------|

| | | | |
|-----------|---|---|-------|
| 1-19-2002 | A | W | 77-65 |
|-----------|---|---|-------|

| | | | |
|-----------|---|---|-------|
| 1-22-2003 | H | W | 70-36 |
|-----------|---|---|-------|

| | | | |
|-----------|---|---|-------|
| 1-14-2004 | H | W | 76-58 |
|-----------|---|---|-------|

| | | | |
|-----------|---|---|-------|
| 2-28-2004 | A | W | 67-42 |
|-----------|---|---|-------|

| | | | |
|----------|---|---|-------|
| 1-5-2005 | A | W | 84-58 |
|----------|---|---|-------|

| | | | |
|----------|---|---|-------|
| 3-5-2005 | H | W | 90-64 |
|----------|---|---|-------|

| | | | |
|-----------|---|---|-------|
| 1-28-2006 | H | W | 69-60 |
|-----------|---|---|-------|

| | | | |
|-----------|---|---|-------|
| 1-20-2007 | A | W | 91-64 |
|-----------|---|---|-------|

| | | | |
|-----------|---|---|-------|
| 2-22-2008 | A | L | 76-85 |
|-----------|---|---|-------|

| | | | |
|-----------|---|---|-------|
| 2-20-2008 | H | W | 86-49 |
|-----------|---|---|-------|

| | | | |
|-----------|---|---|-------|
| 1-14-2009 | A | W | 78-73 |
|-----------|---|---|-------|

| | | | |
|----------|---|---|-------|
| 2-1-2009 | H | L | 68-72 |
|----------|---|---|-------|

| | | | |
|-----------|---|---|-------|
| 2-13-2010 | A | W | 65-54 |
|-----------|---|---|-------|

| | | | |
|----------|---|---|-------|
| 3-4-2010 | H | W | 67-65 |
|----------|---|---|-------|

| | | | |
|----------|---|---|-------|
| 1-8-2011 | A | L | 62-66 |
|----------|---|---|-------|

| | | | |
|-----------|---|---|-------|
| 2-10-2011 | H | W | 75-57 |
|-----------|---|---|-------|

| | | | |
|-----------|---|---|-------|
| 3-12-2011 | N | L | 48-61 |
|-----------|---|---|-------|

| | | | |
|----------|---|---|-------|
| 2-8-2012 | H | W | 77-57 |
|----------|---|---|-------|

| | | | |
|-----------|---|---|-------|
| 1-16-2013 | A | W | 81-72 |
|-----------|---|---|-------|

| | | | |
|-----------|---|---|-------|
| 1-21-2013 | A | W | 79-63 |
|-----------|---|---|-------|

| | | | |
|----------|---|---|-------|
| 2-6-2014 | H | W | 82-67 |
|----------|---|---|-------|

Pepperdine.....1-0

(N - 1-0)

| | | | |
|------------|---|---|-------|
| 12-21-1998 | N | W | 79-67 |
|------------|---|---|-------|

Pittsburgh.....3-1

(H - 1-1; A - 1-0; N - 1-0)

| | | | |
|-----------|---|---|-------|
| 2-18-1927 | H | L | 34-36 |
|-----------|---|---|-------|

| | | | |
|------------|---|---|-------|
| 12-22-1953 | H | W | 83-51 |
|------------|---|---|-------|

| | | | |
|------------|---|---|-------|
| 12-17-1955 | A | W | 82-81 |
|------------|---|---|-------|

| | | | |
|-----------|---|---|-------|
| 3-22-2008 | N | W | 65-54 |
|-----------|---|---|-------|

Portland.....2-0

(H - 1-0; A - 1-0)

| | | | |
|------------|---|---|-------|
| 12-29-1961 | A | W | 74-60 |
|------------|---|---|-------|

| | | | |
|------------|---|---|-------|
| 11-18-2013 | H | W | 82-67 |
|------------|---|---|-------|

Portland State.....1-0

(H - 1-0)

| | | | |
|------------|---|---|-------|
| 12-10-1979 | H | W | 88-54 |
|------------|---|---|-------|

Prairie View A&M.....1-0

(H - 1-0)

| | | | |
|------------|---|---|-------|
| 12-18-2010 | H | W | 90-51 |
|------------|---|---|-------|

Princeton.....5-1

(H - 2-1; A - 1-0; N - 2-0)

| | | | |
|------------|---|---|-------|
| 12-30-1950 | H | L | 46-52 |
|------------|---|---|-------|

| | | | |
|------------|---|---|-------|
| 12-29-1951 | H | W | 52-46 |
|------------|---|---|-------|

| | | | |
|------------|---|---|-------|
| 12-17-1954 | A | W | 79-67 |
|------------|---|---|-------|

| | | | |
|------------|---|---|-------|
| 11-30-1979 | N | W | 60-46 |
|------------|---|---|-------|

| | | | |
|------------|---|---|-------|
| 12-30-1989 | H | W | 51-49 |
|------------|---|---|-------|

| | | | |
|-----------|---|---|-------|
| 3-14-1998 | N | W | 63-56 |
|-----------|---|---|-------|

Providence.....3-0

(A - 1-0; N - 2-0)

| | | | |
|-----------|---|---|-------|
| 3-11-1978 | N | W | 77-63 |
|-----------|---|---|-------|

| | | | |
|------------|---|---|-------|
| 12-20-1980 | A | W | 77-76 |
|------------|---|---|-------|

| | | | |
|------------|---|---|-------|
| 11-25-1999 | N | W | 82-58 |
|------------|---|---|-------|

Purdue.....51-65

(H - 30-25; A - 18-40; N - 3-0)

| | | | |
|-----------|---|---|------|
| 1-26-1910 | A | L | 9-35 |
|-----------|---|---|------|

| | | | |
|------------|---|---|-------|
| 12-20-1947 | A | L | 48-50 |
|------------|---|---|-------|

| | | | |
|-----------|---|---|-------|
| 2-12-1949 | H | L | 48-66 |
|-----------|---|---|-------|

| | | | |
|----------|---|---|-------|
| 2-4-1950 | A | L | 53-69 |
|----------|---|---|-------|

| | | | |
|-----------|---|---|----------|
| 1-29-1951 | A | L | 55-59 ot |
|-----------|---|---|----------|

| | | | |
|-----------|---|---|-------|
| 1-26-1952 | H | W | 56-47 |
|-----------|---|---|-------|

| | | | |
|-----------|---|---|-------|
| 2-21-1953 | H | W | 68-57 |
|-----------|---|---|-------|

| | | | |
|-----------|---|---|-------|
| 2-28-1953 | A | W | 77-72 |
|-----------|---|---|-------|

| | | | |
|-----------|---|---|-------|
| 2-13-1954 | A | L | 50-64 |
|-----------|---|---|-------|

| | | | |
|-----------|---|---|-------|
| 1-31-1955 | H | W | 79-72 |
|-----------|---|---|-------|

| | | | |
|-----------|---|---|-------|
| 1-14-1956 | H | L | 62-66 |
|-----------|---|---|-------|

| | | | |
|-----------|---|---|-------|
| 2-25-1956 | A | L | 56-63 |
|-----------|---|---|-------|

| | | | |
|----------|---|---|-------|
| 1-5-1957 | H | L | 71-72 |
|----------|---|---|-------|

| | | | |
|-----------|---|---|-------|
| 2-11-1957 | A | W | 68-66 |
|-----------|---|---|-------|

| | | | |
|-----------|---|---|-------|
| 1-11-1958 | H | W | 84-75 |
|-----------|---|---|-------|

| | | | |
|-----------|---|---|-------|
| 2-24-1958 | A | L | 70-72 |
|-----------|---|---|-------|

| | | | |
|----------|---|---|-------|
| 2-7-1959 | A | L | 81-85 |
|----------|---|---|-------|

| | | | |
|-----------|---|---|-------|
| 2-21-1959 | H | W | 94-87 |
|-----------|---|---|-------|

| | | | |
|----------|---|---|-------|
| 2-6-1960 | H | L | 65-68 |
|----------|---|---|-------|

| | | | |
|-----------|---|---|-------|
| 2-25-1961 | A | L | 74-85 |
|-----------|---|---|-------|

| | | | |
|-----------|---|---|-------|
| 1-15-1962 | H | L | 74-89 |
|-----------|---|---|-------|

| | | | |
|----------|---|---|-------|
| 2-3-1962 | A | L | 64-86 |
|----------|---|---|-------|

| | | | |
|----------|---|---|--------|
| 2-4-1963 | A | L | 81-103 |
|----------|---|---|--------|

| | | | |
|----------|---|---|-------|
| 3-4-1963 | H | L | 93-94 |
|----------|---|---|-------|

| | | | |
|----------|---|---|--------|
| 2-3-1964 | A | L | 98-101 |
|----------|---|---|--------|

| | | | |
|----------|---|---|--------|
| 3-1-1965 | H | W | 110-92 |
|----------|---|---|--------|

| | | | |
|-----------|---|---|-------|
| 1-10-1966 | H | W | 89-78 |
|-----------|---|---|-------|

| | | | |
|-----------|---|---|-------|
| 1-24-1966 | H | W | 92-74 |
|-----------|---|---|-------|

| | | | |
|-----------|---|---|-------|
| 2-11-1967 | A | W | 79-77 |
|-----------|---|---|-------|

| | | | |
|----------|---|---|-------|
| 3-4-1967 | H | W | 75-71 |
|----------|---|---|-------|

| | | | |
|----------|---|---|-------|
| 3-5-1968 | A | L | 75-93 |
|----------|---|---|-------|

| | | | |
|-----------|---|---|-------|
| 2-25-1969 | H | L | 72-74 |
|-----------|---|---|-------|

| | | | |
|----------|---|---|--------|
| 2-3-1970 | A | L | 86-105 |
|----------|---|---|--------|

| | | | |
|----------|---|---|--------|
| 3-3-1970 | H | L | 98-101 |
|----------|---|---|--------|

| | | | |
|-----------|---|---|--------|
| 2-27-1971 | A | L | 70-100 |
|-----------|---|---|--------|

| | | | |
|----------|---|---|-------|
| 3-2-1971 | H | L | 60-65 |
|----------|---|---|-------|

| | | | |
|-----------|---|---|-------|
| 2-19-1972 | A | L | 68-92 |
|-----------|---|---|-------|

| | | | |
|-----------|---|---|-------|
| 2-17-1973 | H | L | 84-88 |
|-----------|---|---|-------|

| | | | |
|----------|---|---|-------|
| 1-5-1974 | A | L | 75-77 |
|----------|---|---|-------|

| | | | |
|----------|---|---|-------|
| 2-2-1974 | H | W | 76-74 |
|----------|---|---|-------|

| | | | |
|----------|---|---|-------|
| 1-2-1975 | A | L | 86-93 |
|----------|---|---|-------|

| | | | |
|----------|---|---|-------|
| 3-3-1975 | H | W | 84-82 |
|----------|---|---|-------|

| | | | |
|-----------|---|---|-------|
| 1-26-1976 | A | W | 66-65 |
|-----------|---|---|-------|

| | | | |
|-----------|---|---|-------|
| 2-23-1976 | H | W | 89-76 |
|-----------|---|---|-------|

| | | | |
|-----------|---|---|-------|
| 1-22-1977 | H | L | 70-76 |
|-----------|---|---|-------|

| | | | |
|----------|---|---|-------|
| 3-3-1977 | A | L | 69-78 |
|----------|---|---|-------|

| | | | |
|-----------|---|---|-------|
| 1-19-1978 | H | W | 60-51 |
|-----------|---|---|-------|

| | | | |
|-----------|---|---|-------|
| 2-16-1978 | A | L | 80-99 |
|-----------|---|---|-------|

| | | | |
|-----------|---|---|-------|
| 1-13-1979 | A | L | 50-52 |
|-----------|---|---|-------|

| | | | |
|-----------|---|---|-------|
| 2-22-1979 | H | W | 73-67 |
|-----------|---|---|-------|

| | | | |
|----------|---|---|-------|
| 1-3-1980 | H | L | 73-74 |
|----------|---|---|-------|

| | | | |
|----------|---|---|-------|
| 3-1-1980 | A | L | 73-91 |
|----------|---|---|-------|

| | | | |
|-----------|---|---|-------|
| 1-24-1981 | A | W | 74-68 |
|-----------|---|---|-------|

| | | | |
|-----------|---|---|-------|
| 2-12-1981 | H | L | 48-63 |
|-----------|---|---|-------|

| | | | |
|-----------|---|---|-------|
| 1-14-1982 | A | L | 47-53 |
|-----------|---|---|-------|

| | | | |
|-----------|---|---|-------|
| 2-27-1982 | H | L | 49-51 |
|-----------|---|---|-------|

| |
|-------------|
| 1-29-1983</ |
|-------------|



ALL-TIME RECORD VS. OPPONENTS

SPARTANS

St. John's (Ohio).....3-1

| | |
|-----------|-----------|
| (A - 3-1) | |
| 2-26-1913 | A W 39-24 |
| 2-25-1914 | A W 50-17 |
| 1-25-1918 | A W 27-19 |
| 1-27-1921 | A L 20-21 |

St. Joseph's (Pa.).....1-1

| | |
|------------|-----------|
| (H - 1-1) | |
| 12-18-1965 | H L 65-82 |
| 12-27-1980 | H W 71-67 |

St. Louis.....1-1

| | |
|-----------|-----------|
| (N - 1-1) | |
| 3-27-1989 | N L 64-74 |
| 3-18-2012 | N W 65-61 |

St. Mary's (Mich.).....3-1

| | |
|------------|-----------|
| (H - 3-1) | |
| 1-15-1916 | H W 29-19 |
| 2-21-1923 | H W 43-15 |
| 12-18-1923 | H W 31-26 |
| 1-10-1925 | H L 13-21 |

St. Mary's (Ohio).....0-1

| | |
|-----------|-----------|
| (A - 0-1) | |
| 3-1-1913 | A L 26-28 |

St. Peter's.....1-1

| | |
|--------------------|-----------|
| (H - 1-0; A - 0-1) | |
| 12-1-1983 | A L 66-73 |
| 12-10-1984 | H W 50-38 |

St. Viator.....1-2

| | |
|-----------|-----------|
| (H - 1-2) | |
| 2-26-1924 | H L 25-27 |
| 1-13-1925 | H L 18-23 |
| 1-9-1926 | H W 30-27 |

San Diego State.....1-0

| | |
|------------|-----------|
| (A - 1-0) | |
| 12-29-1984 | A W 77-61 |

San Francisco.....1-1

| | |
|--------------------|-----------|
| (A - 1-0; N - 0-1) | |
| 3-23-1957 | N L 60-67 |
| 12-20-1974 | A W 86-78 |

San Jose State.....3-0

| | |
|------------|-----------|
| (H - 3-0) | |
| 12-22-1987 | H W 82-68 |
| 12-29-1989 | H W 88-61 |
| 12-19-2007 | H W 85-45 |

Santa Clara.....0-1

| | |
|------------|-----------|
| (N - 0-1) | |
| 11-22-1995 | N L 71-77 |

Seton Hall.....3-0

| | |
|-----------------------------|-----------|
| (H - 1-0; A - 1-0; N - 1-0) | |
| 3-18-1994 | N W 84-73 |
| 12-19-2000 | A W 72-57 |
| 12-22-2001 | H W 68-64 |

South Alabama.....2-0

| | |
|--------------------|-----------|
| (H - 1-0; A - 1-0) | |
| 12-4-1971 | H W 87-72 |
| 1-3-1973 | A W 86-78 |

South Carolina.....4-2

| | |
|-----------------------------|-----------|
| (H - 3-1; A - 0-1; N - 1-0) | |
| 12-20-1941 | H W 41-29 |
| 12-18-1961 | H W 99-91 |
| 12-9-1972 | A L 64-83 |
| 12-8-1973 | H L 63-74 |
| 11-26-1999 | N W 59-56 |
| 11-16-2010 | H W 82-73 |

South Dakota.....1-0

| | |
|-----------|-----------|
| (H - 1-0) | |
| 12-5-1966 | H W 81-54 |

South Florida.....3-0

| | |
|--------------------|-----------|
| (H - 2-0; A - 1-0) | |
| 12-20-1997 | A W 68-53 |
| 12-21-2002 | H W 65-56 |
| 12-16-2003 | H W 73-60 |

South Haven.....1-0

| | |
|-----------|-----------|
| (A - 1-0) | |
| 2-28-1908 | A W 31-18 |

Southern Cal.....3-3

| | |
|-----------------------------|------------|
| (H - 1-0; A - 1-3; N - 1-0) | |
| 12-19-1953 | H W 81-63 |
| 12-30-1953 | A L 73-75 |
| 12-28-1957 | A W 77-67 |
| 12-29-1964 | A L 69-100 |
| 12-29-1970 | A L 63-88 |
| 3-22-2009 | N W 74-69 |

Southern Illinois.....2-0

| | |
|--------------------|-----------|
| (H - 1-0; A - 1-0) | |
| 12-13-1955 | H W 99-71 |
| 1-27-1968 | A W 68-56 |

Southern Methodist.....1-0

| | |
|------------|-----------|
| (N - 1-0) | |
| 12-29-1977 | N W 95-69 |

Southern Mississippi.....1-0

| | |
|------------|-----------|
| (N - 1-0) | |
| 12-29-1975 | N W 89-77 |

SW Missouri State.....1-0

| | |
|-----------|-----------|
| (N - 1-0) | |
| 3-20-1992 | N W 61-54 |

Southwest Louisiana.....1-1

| | |
|--------------------|-----------|
| (H - 1-0; N - 0-1) | |
| 12-3-1968 | H W 90-84 |
| 12-28-1982 | N L 66-71 |

Stanford.....4-2

| | |
|--------------------|---------------|
| (H - 3-0; N - 1-2) | |
| 12-27-1934 | H W 25-18 |
| 12-20-1946 | H W 57-45 |
| 12-29-1960 | N L 80-81 2ot |
| 12-28-1991 | H W 72-62 |
| 12-29-2001 | N L 64-75 |
| 12-11-2004 | N W 78-53 |

Stetson.....1-0

| | |
|------------|-----------|
| (N - 1-0) | |
| 12-11-1992 | N W 78-59 |

Syracuse.....7-10

| | |
|-----------------------------|--------------|
| (H - 4-2; A - 2-6; N - 1-2) | |
| 2-2-1929 | A L 17-24 |
| 1-1-1930 | H L 19-21 |
| 1-3-1933 | H W 23-16 |
| 1-13-1934 | A L 21-27 |
| 1-1-1936 | A L 34-38 |
| 1-19-1937 | H W 36-30 |
| 1-15-1938 | A L 46-59 |
| 1-8-1940 | H W 31-29 |
| 12-27-1941 | A W 33-31 |
| 1-2-1946 | H W 76-48 |
| 12-31-1946 | A W 61-57 ot |
| 12-3-1977 | A L 67-75 |
| 3-23-2000 | N W 75-58 |
| 11-21-2001 | N L 58-69 |
| 2-23-2003 | H L 75-76 |
| 1-3-2004 | A L 83-96 |
| 12-7-2010 | N L 58-72 |

Temple.....6-6

| | |
|-----------------------------|-----------|
| (H - 3-1; A - 1-3; N - 2-2) | |
| 1-3-1936 | A L 24-47 |
| 2-15-1939 | H W 29-25 |
| 1-27-1940 | A L 40-42 |
| 3-1-1940 | H W 44-28 |
| 1-6-1941 | A W 37-35 |
| 1-13-1941 | H W 23-22 |
| 1-27-1945 | N L 47-64 |
| 12-30-1969 | N L 51-90 |
| 12-4-1997 | H L 54-56 |
| 11-20-1998 | A L 59-60 |
| 3-25-2001 | N W 69-62 |
| 3-20-2008 | N W 72-61 |

Tennessee.....5-2

| | |
|-----------------------------|-----------|
| (H - 2-0; A - 2-1; N - 1-1) | |
| 1-23-1939 | A W 35-31 |
| 1-6-1940 | H W 29-20 |
| 12-30-1970 | N L 70-81 |
| 12-18-1971 | A L 61-85 |
| 12-21-1993 | A W 69-60 |
| 12-20-1994 | H W 79-68 |
| 3-28-2010 | N W 70-69 |

Tennessee Tech.....2-0

| | |
|------------|-----------|
| (H - 2-0) | |
| 12-28-2005 | H W 80-63 |
| 11-28-2010 | H W 73-55 |

Texas.....5-4

| | |
|-----------------------------|-----------|
| (H - 1-1; A - 1-1; N - 3-2) | |
| 11-27-1999 | N L 74-81 |
| 3-30-2003 | N L 76-85 |
| 11-16-2006 | N W 63-61 |
| 12-22-2007 | N W 78-72 |
| 12-20-2008 | N W 67-63 |
| 12-22-2009 | A L 68-79 |
| 12-22-2010 | H L 55-67 |
| 12-22-2012 | H W 67-56 |
| 12-21-2013 | A W 92-78 |

Texas A&M.....2-0

| | |
|------------|-----------|
| (N - 2-0) | |
| 12-27-1971 | N W 67-65 |
| 11-25-1989 | N W 87-75 |

Texas Arlington.....1-0

| | |
|------------|-----------|
| (H - 1-0) | |
| 12-30-2009 | H W 87-68 |

Texas Christian.....1-1

| | |
|--------------------|-----------|
| (H - 1-0; A - 0-1) | |
| 12-20-1986 | A L 47-66 |
| 12-12-1987 | H W 69-52 |

Texas Southern.....2-0

| | |
|------------|-----------|
| (H - 2-0) | |
| 11-18-2011 | H W 76-41 |
| 11-18-2012 | H W 69-41 |

Toledo.....5-3

| | |
|--------------------|--------------|
| (H - 3-2; A - 2-1) | |
| 12-7-1968 | A W 81-80 |
| 12-6-1969 | H L 80-82 |
| 12-5-1970 | A W 72-62 ot |
| 11-28-1972 | H W 98-96 |
| 12-18-1973 | A L 51-79 |
| 11-22-1999 | H W 78-33 |
| 12-30-2002 | H L 76-81 |
| 11-20-2009 | H W 75-62 |

Toledo Buckeyes.....3-3

| | |
|--------------------|-----------|
| (H - 1-2; A - 2-1) | |
| 1-16-1914 | H W 40-24 |
| 2-26-1914 | A W 26-25 |
| 1-9-1915 | H L 23-33 |
| 1-28-1915 | A L 27-31 |
| 2-19-1916 | H L 23-32 |
| 2-24-1916 | A W 28-22 |

Tri-State.....1-0

| | |
|-----------|-----------|
| (H - 1-0) | |
| 1-17-1916 | H W 30-13 |

Tulane.....2-1

| | |
|--------------------|-----------|
| (H - 1-0; A - 1-1) | |
| 12-20-1965 | H W 80-61 |
| 12-21-1966 | A W 76-66 |
| 12-29-1982 | A L 58-81 |

Tulsa.....2-2

| | |
|-----------------------------|-----------|
| (H - 1-0; A - 0-1; N - 1-1) | |
| 12-9-1961 | H W 90-70 |
| 12-18-1963 | A L 88-89 |
| 12-28-1965 | N L 67-78 |
| 12-22-1998 | N W 68-58 |

Tuskegee.....1-0

| | |
|------------|-----------|
| (H - 1-0) | |
| 12-15-2012 | H W 92-56 |

Upper Canada Law.....1-0

| | |
|-----------|-----------|
| (H - 1-0) | |
| 1-5-1924 | H W 33-26 |

Utah.....1-4

| | |
|--------------------|---------------|
| (A - 0-2; N - 1-2) | |
| 12-21-1962 | A L 79-88 |
| 12-28-1964 | N L 96-98 |
| 12-20-1969 | A L 85-105 |
| 3-17-1991 | N L 84-85 2ot |
| 3-18-2000 | N W 73-61 |

Utah State.....0-2

| | |
|--------------------|------------|
| (A - 0-1; N - 0-1) | |
| 12-22-1962 | A L 87-102 |
| 12-19-1980 | N L 70-74 |

Valparaiso.....5-1

| | |
|--------------------|-----------|
| (H - 3-1; N - 2-0) | |
| 1-19-1922 | H W 30-21 |
| 12-22-1922 | H L 17-21 |
| 3-6-1924 | H W 22-12 |
| 3-16-2000 | N W 65-38 |
| 11-22-2009 | H W 90-60 |
| 3-21-2013 | N W 65-54 |

Vanderbilt.....0-1

| | |
|------------|-----------|
| (N - 0-1) | |
| 12-29-1967 | N L 63-73 |

Vermont.....2-0

| | |
|--------------------|-----------|
| (H - 1-0; N - 1-0) | |
| 3-20-2005 | N W 72-61 |
| 11-21-2006 | H W 66-46 |

Victoria.....1-0

| | |
|-----------|-----------|
| (H - 1-0) | |
| 1-11-1923 | H W 33-10 |

Villanova.....1-3

| | |
|--------------------|-----------|
| (A - 1-1; N - 0-2) | |
| 12-27-1966 | A L 63-66 |
| 12-28-1968 | N L 66-75 |
| 3-22-1989 | A W 70-63 |
| 11-29-2002 | N L 73-81 |

Virginia.....4-0

| | |
|--------------------|-----------|
| (H - 3-0; N - 1-0) | |
| 2-11-1947 | H W 51-46 |
| 2-19-1949 | H W 62-43 |
| 12-4-2002 | H W 82-75 |
| 3-28-2014 | N W 61-59 |

Va. Commonwealth.....0-1

| | |
|------------|-----------|
| (A - 0-1) | |
| 12-30-1975 | A L 75-80 |

Virginia Tech.....1-0

| | |
|------------|-----------|
| (N - 1-0) | |
| 11-22-2013 | N W 96-77 |

Wabash.....3-6

| | |
|--------------------|-----------|
| (H - 3-0; A - 0-6) | |
| 1-22-1909 | A L 24-39 |
| 1-28-1910 | A L 21-23 |
| 1-13-1911 | A L 15-25 |
| 1-19-1912 | A L 26-32 |
| 2-10-1917 | H W 20-19 |
| 1-30-1919 | A L 19-28 |
| 2-7-1919 | H W 37-26 |
| 2-6-1920 | H W 29-27 |
| 2-24-1920 | A L 16-24 |

Wake Forest.....1-0

| | |
|------------|-----------|
| (N - 1-0) | |
| 12-30-1986 | N W 71-62 |

Washington.....4-2

| | |
|-----------------------------|-----------|
| (H - 1-1; A - 0-1; N - 3-0) | |
| 1-2-1942 | H L 42-45 |
| 12-30-1957 | A L 69-71 |
| 12-30-1964 | N W 93-92 |
| 3-13-1986 | N W 72-70 |
| 3-13-1996 | H W 64-50 |
| 11-24-2010 | N W 76-71 |



ALL-TIME RECORD VS. OPPONENTS

Washington State.....3-1

(H - 2-0; N - 1-1)

| | | |
|------------|-----|-------|
| 12-16-1939 | H W | 52-44 |
| 12-28-1978 | N W | 98-52 |
| 12-30-1992 | H W | 77-61 |
| 11-27-1993 | N L | 71-76 |

Washington, St. Louis.....1-0

(A - 1-0)

| | | |
|----------|-----|-------|
| 1-3-1948 | A W | 46-45 |
|----------|-----|-------|

Wayne State.....15-1

(H - 9-1; A - 6-0)

| | | |
|------------|-----|-----------|
| 1-4-1935 | H W | 31-17 |
| 1-26-1935 | A W | 37-20 |
| 2-24-1939 | H W | 33-40 |
| 2-14-1940 | H W | 46-29 |
| 1-20-1945 | H W | 47-38 |
| 1-15-1946 | A W | 43-37 |
| 2-7-1946 | H W | 46-45 |
| 12-28-1946 | A W | 52-25 |
| 2-1-1947 | H W | 49-36 |
| 12-27-1947 | A W | 57-55 |
| 2-28-1948 | H W | 63-49 |
| 1-22-1949 | A W | 37-35 Tot |
| 1-27-1949 | H W | 63-48 |
| 2-17-1950 | H W | 68-44 |
| 12-2-1950 | A W | 51-50 |
| 12-1-1951 | H W | 52-43 |

Weber State.....1-2

(H - 1-0; N - 0-2)

| | | |
|------------|-----|-------|
| 12-28-1979 | N L | 61-63 |
| 3-17-1995 | N L | 72-79 |
| 12-28-1996 | H W | 83-51 |

Western Illinois.....2-0

(H - 1-0; A - 1-0)

| | | |
|------------|-----|-------|
| 12-12-1984 | A W | 93-61 |
| 11-23-1985 | H W | 98-63 |

Western Kentucky.....1-1

(N - 1-1)

| | | |
|------------|-----|-------|
| 12-14-1968 | N L | 63-67 |
| 3-16-1978 | N W | 90-69 |

Western Michigan.....25-11

(H - 19-7; A - 6-4)

| | | |
|------------|-----|---------|
| 1-12-1916 | H W | 51-21 |
| 1-8-1919 | H W | 19-18 |
| 1-17-1919 | A W | 28-23 |
| 1-15-1921 | H W | 22-16 |
| 1-25-1921 | A W | 29-19 |
| 1-10-1922 | H W | 28-20 |
| 12-15-1922 | H L | 8-17 |
| 1-28-1924 | A L | 14-29 |
| 2-12-1924 | H L | 16-25 |
| 1-23-1925 | H L | 20-21 |
| 2-25-1925 | A L | 15-29 |
| 2-6-1926 | H L | 25-30 |
| 2-26-1926 | A L | 15-38 |
| 12-4-1963 | H W | 101-100 |
| 12-5-1964 | H W | 89-80 |
| 12-4-1965 | H L | 82-85 |
| 12-1-1966 | H W | 77-55 |
| 12-12-1967 | A W | 78-67 |
| 12-6-1988 | H W | 86-71 |
| 12-13-1969 | A W | 86-71 |
| 12-12-1970 | H W | 97-85 |
| 12-11-1971 | H W | 66-65 |
| 12-16-1972 | A W | 76-73 |
| 12-15-1973 | H W | 85-76 |
| 12-14-1974 | H W | 62-59 |
| 12-13-1975 | A L | 68-78 |
| 12-4-1976 | H L | 73-74 |
| 12-10-1977 | H W | 79-57 |
| 12-13-1978 | A W | 109-69 |
| 11-28-1980 | H W | 89-77 |
| 11-28-1981 | H L | 79-83 |
| 11-26-1982 | H W | 72-65 |
| 11-26-1983 | H W | 81-52 |
| 11-30-1984 | H W | 77-61 |
| 11-30-1985 | H W | 84-64 |
| 11-28-1998 | H W | 90-66 |

Western Reserve.....8-1

(H - 5-1; A - 3-0)

| | | |
|-----------|-----|-------|
| 1-30-1931 | A W | 25-24 |
| 1-8-1932 | H W | 17-15 |
| 1-12-1935 | A W | 34-33 |
| 2-9-1935 | H W | 36-17 |
| 1-14-1939 | H W | 36-21 |
| 1-10-1942 | H W | 51-22 |
| 1-17-1948 | A W | 65-57 |
| 1-14-1949 | H W | 44-43 |
| 1-28-1950 | H L | 54-57 |

West Virginia.....2-1

(H - 2-1)

| | | |
|------------|-----|-------|
| 12-30-1935 | H W | 25-24 |
| 1-18-1941 | H W | 44-35 |
| 2-8-1941 | H L | 31-40 |

West Va. Wesleyan.....2-1

(H - 2-1)

| | | |
|-----------|-----|-------|
| 2-19-1914 | H W | 38-21 |
| 2-18-1915 | H L | 31-43 |
| 1-12-1917 | H W | 41-22 |

Wichita State.....5-3

(H - 3-0; A - 0-3; N - 2-0)

| | | |
|------------|-----|--------|
| 12-19-1962 | A L | 69-80 |
| 12-10-1966 | H W | 103-68 |
| 12-23-1967 | A L | 80-90 |
| 12-8-1977 | H W | 84-57 |
| 12-14-1979 | A L | 54-55 |
| 3-20-1989 | H W | 79-67 |
| 12-10-2005 | N W | 83-64 |
| 11-30-2008 | N W | 65-57 |

Winona.....3-0

(H - 1-0; A - 2-0)

| | | |
|-----------|-----|-------|
| 1-18-1912 | A W | 37-21 |
| 2-10-1912 | A W | 67-4 |
| 1-11-1913 | H W | 75-14 |

Wisconsin.....75-61

(H - 46-14; A - 24-44; N - 5-3)

| | | |
|------------|-----|----------|
| 12-10-1921 | A L | 13-27 |
| 12-30-1932 | A L | 16-26 |
| 2-5-1934 | A W | 23-22 |
| 12-31-1934 | A L | 21-23 |
| 12-6-1935 | A L | 21-26 |
| 2-6-1937 | A L | 17-22 |
| 2-5-1938 | A L | 27-30 |
| 2-4-1939 | A L | 37-39 |
| 2-3-1940 | H W | 48-41 |
| 2-23-1946 | A W | 59-48 |
| 3-1-1946 | H W | 56-52 |
| 1-20-1947 | H L | 48-58 |
| 2-9-1948 | A L | 39-51 |
| 2-6-1950 | H L | 47-66 |
| 1-8-1951 | H L | 52-53 |
| 2-24-1951 | A L | 29-35 |
| 1-21-1952 | H W | 50-39 |
| 2-16-1952 | A W | 57-55 |
| 2-23-1953 | H W | 53-45 |
| 3-9-1953 | A L | 51-58 |
| 1-18-1954 | H L | 53-57 |
| 3-1-1954 | A L | 56-79 |
| 1-8-1955 | H W | 94-77 |
| 2-5-1955 | A W | 73-70 |
| 2-27-1956 | H W | 89-82 |
| 2-25-1957 | A W | 78-62 |
| 1-20-1958 | A L | 52-66 |
| 2-22-1958 | H W | 93-59 |
| 2-2-1959 | A W | 88-57 |
| 3-2-1959 | H W | 93-73 |
| 1-2-1960 | A W | 91-79 |
| 1-7-1961 | H L | 71-74 |
| 1-8-1962 | H L | 78-83 |
| 2-10-1962 | A L | 72-77 |
| 1-12-1963 | A W | 75-68 |
| 3-2-1963 | H L | 89-92 ot |
| 1-6-1964 | H W | 106-90 |
| 2-27-1965 | A L | 89-99 |
| 2-5-1966 | H W | 79-65 |
| 2-19-1966 | A L | 77-78 |

| | | |
|------------|-----|-----------|
| 1-28-1967 | H W | 68-61 |
| 2-25-1967 | A L | 64-68 |
| 1-16-1968 | A L | 68-70 |
| 2-24-1968 | H W | 87-77 |
| 1-7-1969 | H W | 77-67 |
| 2-22-1969 | A L | 64-76 |
| 2-7-1970 | A L | 79-89 |
| 2-20-1971 | H W | 97-78 |
| 1-11-1972 | H W | 83-76 |
| 2-29-1972 | A L | 74-101 |
| 1-20-1973 | A L | 80-93 |
| 3-10-1973 | H W | 79-78 ot |
| 3-2-1974 | A L | 80-87 |
| 1-25-1975 | H W | 105-87 |
| 2-22-1975 | A L | 96-103 |
| 1-3-1976 | A L | 63-70 |
| 3-6-1976 | H L | 82-86 |
| 1-6-1977 | H W | 84-61 |
| 1-29-1977 | A L | 83-87 3ot |
| 1-7-1978 | H W | 74-63 |
| 3-2-1978 | A W | 89-75 |
| 1-4-1979 | H W | 84-55 |
| 3-3-1979 | A L | 81-83 |
| 1-17-1980 | H W | 62-61 |
| 2-14-1980 | A L | 66-80 |
| 1-22-1981 | A L | 62-63 |
| 2-19-1981 | H W | 74-65 |
| 1-23-1982 | H W | 68-58 |
| 2-20-1982+ | A W | 60-65 f |
| 1-13-1983 | H W | 86-66 |
| 3-5-1983 | A W | 91-65 |
| 1-12-1984+ | A W | 74-81 f |
| 3-3-1984 | H W | 78-59 |
| 1-31-1985 | A W | 77-68 |
| 3-2-1985 | H W | 82-63 |
| 1-30-1986 | H W | 83-81 |
| 3-2-1986 | A W | 84-71 |
| 1-22-1987 | A W | 81-78 |
| 2-21-1987 | H L | 63-65 |
| 1-7-1988 | A L | 72-78 2ot |
| 3-12-1988 | H L | 69-71 |
| 2-2-1989 | A L | 64-69 ot |
| 3-11-1989 | H W | 70-61 |
| 1-6-1990 | A W | 64-61 |
| 2-8-1990 | H W | 60-57 |
| 1-10-1991 | H W | 65-50 |
| 2-9-1991 | A L | 78-84 2ot |
| 2-8-1992 | A W | 79-64 |
| 2-12-1992 | H W | 76-61 |
| 1-23-1993 | H L | 66-67 |
| 2-24-1993 | A L | 62-65 |
| 1-19-1994 | H W | 70-60 |
| 2-2-1994 | A L | 62-87 |
| 1-4-1995 | A W | 78-64 |
| 3-11-1995 | H W | 97-72 |
| 1-17-1996 | A L | 48-61 |
| 2-24-1996 | H L | 52-73 |
| 1-9-1997 | A W | 58-50 |
| 3-1-1997 | H W | 68-49 |
| 1-8-1998 | H W | 63-40 |
| 2-21-1998 | A W | 56-47 |
| 1-6-1999 | A L | 51-66 |
| 2-21-1999 | H W | 56-51 |
| 3-6-1999 | N W | 56-41 |
| 2-12-2000 | A W | 61-44 |
| 2-19-2000 | H W | 59-54 |
| 3-11-2000 | N W | 55-46 |
| 4-1-2000 | N W | 53-41 |
| 1-13-2001 | H W | 69-59 ot |
| 2-27-2001 | A W | 51-47 |
| 1-12-2002 | H L | 63-64 |
| 2-11-2003 | A L | 53-64 |
| 1-10-2004 | A L | 64-77 |
| 3-2-2004 | H L | 64-68 ot |
| 3-13-2004 | N L | 66-68 |
| 1-16-2005 | A L | 59-62 |
| 2-24-2005 | H W | 77-64 |
| 1-8-2006 | A L | 63-82 |
| 3-2-2006 | H W | 74-65 |
| 2-20-2007 | H W | 64-55 |

3-3-2007 A L 50-52

3-9-2007 N L 57-70

2-28-2008 A L 42-57

3-15-2008 N L 63-65

2-22-2009 H W 61-50

1-6-2010 H W 54-47

2-2-2010 A L 49-67

1-11-2011 H W 64-61 ot

2-6-2011 A L 56-82

1-3-2012 A W 63-60 ot

2-16-2012 H W 69-55

3-10-2012 N W 65-52

1-22-2013 A W 49-47

3-7-2013 H W 58-43

2-9-2014 A L 58-60

3-15-2014 N W 83-75

Wis.-Green Bay.....6-0

(H - 4-0; N - 1-0; A - 1-0)

12-15-1981 H W 49-48 ot

3-15-1991 N W 60-58

11-23-2004 A W 104-46

12-21-2005 A W 98-69

12-23-2006 H W 76-64

12-29-2007 H W 93-75

Wofford.....1-0

(H - 1-0)

12-4-2009 H W 72-60

Wright State.....2-1

(H - 2-0; A - 0-1)

12-17-1997 H W 95-52

12-30-1999 A L 49-53

12-30-2000 H W 88-61

Wyoming.....2-0

(H - 1-0; A - 1-0)

12-23-1955 H W 72-62

12-19-1959 A W 82-72

Xavier.....3-1

(H - 3-0; A - 0-1)

1-13-1931 H W 32-19

1-15-1932 H W 22-20

2-20-1932 A L 24-31

1-27-1933 H W 19-16

Youngstown State.....1-0

(H - 1-0)

11-9-2006 H W 86-61

+ denotes forfeited contest

Note: Home games in bold

Note 2: (#/#) indicates AP ranking of MSU and opponent



ALL-TIME LETTERWINNERS

SPARTANS

Players began wearing jersey numbers in 1932-33.

\$ Information Unavailable; C - team captain;
CoC - co-captain; TriC - tri-captain;
QuaC - quad-captain
Name; Yrs. Lettered; Pos; Ht.; Jersey No.;
Hometown/High School

A

AcMoody, Sam; 2000-01-02-03; Mgr; Tekonsha
Aerts, Jason J; 2006: F; 6-6; #10;
Pentwater/Pentwater
Ager, Maurice D; 2003-04-05-06QuaC; G;
6-4; #13; Detroit/Crockett
Aitch, Matthew A; '66-67; C; 6-7; #45;
St. Louis, Mo./Maplewood Richmond Heights
Alexander, Aaron S; 2002; F; 6-5; #10;
Richmond, Va./Henrico
Allen, X. Chris; 2008-09-10; G; 6-3; #3;
Lawrenceville, Ga./Meadowcreek
Anagonys, Aloysius; 2000-01-02TriC-03CoC;
F; 6-8; #25; Southfield/Detroit DePorres
Anderegg, Robert H; '57-58-59C; F; 6-3;
#23; Monroe, Wis./Same
Anderson, Alan; 2002-03-04TriC-05QuaC; F;
6-6; #15; Minneapolis, Minn./DeLaSalle
Anderson, Valda; '29; Mgr; SandCreek/Same
Andreas, Jason; 2001-02-03-04TriC; C; 6-10;
#44; SugarCreek, Ohio/Garaway
Appling, Keith; 2011-12-13TriC-14; G; 6-1; #11;
Detroit, Mich./Pershing
Archer, Lawrence C; '18; G; #5; Derby/S
Armstrong, T. Robert; '53-54-55; C; 6-8; #12;
Holland/Same
Armstrong, Mark; '97-98-99-00; Mgr.;
Grand Rapids
Aubuchon, I. Chester; '39-40-42C; G; 5-9;
#24; Gary, Ind./Horace Mann
Ayala, Reginald (Rickey) P; '52-53-54; G;
5-6; #7; Brooklyn, N.Y./Tech

B

Babcock, Nate; 2010-11; Mgr., Plymouth, Minn.
Bailey, John A; '66-67-68; G; 6-0; # 12;
Sreator, Ill./Same
Balbach, Edward; '02-03-04C; G/C; \$; no #;
Grand Rapids/S
Ballinger, Adam; 2000-01-02TriC-03CoC; C;
6-9; #55; Bluffton, Ind./Same
Barnard, John A; '32; F/G; \$; no #; \$/S
Barnes, Daron; '86; Mgr; \$/S
Barnett, William; '10; \$; \$; no #; Pittsburgh, Pa./S
Barr, John H; '21; F; \$; no #; Flint/S
Basich, Peter S; '40-41; G; \$; #4; Columbus, Ohio/S
Bates, Steven A; '80-81-82; C; 6-10; #52;
Fort Wayne, Ind./Wayne
Bauman, Paul L; '45; G/F; 5-10; #8;
Battle Creek/St. Phillip
Baylor, Arthur E; '66-67; F; 6-6; #41;
Washington, D.C./Mackin
Beathea, Daimon; '93-94-95-96; F; 6-7; #23;
Elkhart, Ind./Memorial
Belknap, Leon V; '09; \$; \$; no #; Whittemore/S
Bell, Charlie; '98-99-00-01; G; 6-3; #14;
Flint/Southwestern Academy
Bencie, Charles J; '56-57-58; F/C; 6-6; #31;
Gary, Ind./Froebel
Benington, John J. Jr.; '72; G; 6-1; #15;
East Lansing/Lansing Gabriels
Benjamin, Sylvester (Rudy); 69-70-71; G; 6-3;
#21; Dayton, Ohio/Roosevelt
Bennett, Byron D; '32; Mgr.; \$/S

Bernecker, Scott; '90-91-92-93; Mgr;
East Grand Rapids/Same
Berry, William E; '62-63-64; F; 6-2; #12;
Winnemucca, Nev./Humboldt County
Besko, Scott; 2012-13-14; Mgr., Saint Johns
Beyer, G. Joseph; '45; G; 5-10; #3;
Grosse Pointe/Same
Bibbens, Cleveland W; '82; F; 6-6; #55;
Pittsburgh, Pa./Brashear
Bilkey, Robert; '24; C; \$; no #; Ishpeming/Same
Binke, Ronald E; '70; F; 6-5; #44; East Detroit/Same
Bishop, Randy J; '79-80; Mgr.; Grandville/
Wyoming Lee
Blanchard, Charles M; '01C-02; \$; \$; no #;
Chesaning/Same
Bluem, Mark; '92-93; F; 6-6; #20; Caro/Same
Boeskool, Randall D; '31-32; C; \$; no #;
Grand Rapids/S
Bogarakos, Timothy G; '69-70; G; 6-1; #12;
Flint/Central
Bogarakos, Timothy E; 2002-03-04-05QuaC; G;
6-2; #30; Flint/Central
Bohnhoff, Trevor; 2014; F; 6-7; #13; Saginaw/
Nouvel
Borovich, Jon; 2002-03; Mgr.; Bloomfield Hills
Bostic, Herbert H; '80-81-82; F/G; 6-4; #44;
Detroit/Royal Oak Shrine
Bouma, Robert D; '68; Mgr; Grand Rapids/S
Bower, William R; '50-51-52; F; 5-11; #4;
Ft. Wayne, Ind./South
Brannum, Robert W; '48C; C; 6-5; #7;
Winfield, Kan./Same
Braun, Norwin W; '49; Mgr; Ann Arbor/S
Breslin, Brian S; '71-72-74; F; 6-5; #42;
East Lansing/Same
Brigham, G. Horbert; '18; F; \$; 6-5; #13;
Springfield, Pa./S
Brkovich, Donald; '79; F; 6-6; #21;
Windsor, Ont./Lowe
Brkovich, Mike; '78-79-80-81CoC; G/F; 6-4;
#12; Windsor, Ont./Lowe
Brookens, Harold A; '61; G; 6-0; #14;
Tulsa, Okla./Washington
Brooks, Quinton; '93-94-95-96CoC; F; 6-7;
#40; Akron, Ohio/Firestone
Brown, Alfred; '77-78; F; 6-6; #25;
Detroit/Haynesville (La.)
Brown, Arthur; '22; G; \$; no #; Hastings/Same
Brown, Luke; 98-99-00-01; Mgr.; Iron Mountain
Brown, Mark; '86; G; 6-0; #24; Hastings/Same
Brown, Shannon; 2004-05-06QuaC; G; 6-3;
#3; Maywood, Ill./Proviso East
Burchill, Kenneth; '51; Mgr.; Sault Ste. Marie
Burgess, Jeffrey; 2002-03-04-05; Mgr.; Fenton
Burk, William; '41-42; G; \$; #7; Whiting, Ind./S
Busch, Fred W; '10-11C; F; \$; no #; Detroit/S
Bussey, Maurice J; '34-36; C; \$; #8; \$/S
Byrd, Russell; 2012-13TriC-14; G; 6-7; #0;
Fort Wayne, Ind./Blackhawk Christian

C

Callahan, Leo A; '37-38-39C; G; #5;
Schenectady, N.Y./Same
Campbell, Arthur L; '09-10; Mgr.;
Cheat Haven, Pa./Same
Carey, Robert W; '50-51-52; C; 6-5; #8;
Charlevoix/Same
Carey, William R; '51-52; F; 6-1; #13;
Charlevoix/Same
Carlson, Leif F; '51-52; F; 6-2; #17;
East Lansing/Weehawken (NJ)
Carlson, Sherman F; '27; Mgr; Howell/S
Carpenter, William E; '37-38; G; \$; \$/S
Carr, Vernon; '86-87; G/F; 6-6; #23; Detroit/Cody

Carrington, Matthew; '83; G; 6-1; #14;
Flint/Central
Carruthers, Robert H; '31; Mgr.; \$/S
Carter, Rick; 2004-05-06; Mgr.; Grand Blanc
Casler, Jeff; 89-90-91; G; 6-0; #22; St. Johns/Same
Cawood, John F; '43-47; F; 6-3; #16/21;
Lansing/Eastern
Cawood, William E; '80-81-82-83CoC; G/F;
6-7; #22; East Lansing/Same
Chamberlain, Ralph G; '10-11-12C-13; C; \$;
no #; Grand Rapids/S
Chandler, Stanley L; '62; C; 6-5; #31;
Louisville, Ky./Central
Chandnois, Lynn; '47; F; 6-2; #5; Flint/Central
Chapman, Dan; 2012-13-14; G; 6-3; #14/40;
Okemos/Okemos
Chapman, Robert; '75-76-77C-78CoC; G; 6-2;
#44; Saginaw/Same
Chappell, Mike; 2000-01; G/F; 6-9;
Southfield/Lathrup
Charles, Ron A; '77-78-79-80CoC; F; 6-8;
#15; U.S. Virgin Islands/Central
Cherry, Steve; '98-99-00; F; 6-6; #20;
Coldwater/Same
Christiansen, Paul; '70; Mgr.; Greenville
Clark, Adam; 2011-12-13; Mgr. Jerome
Cleaves, Mateen; '97-98CoC-99QuaC-00TriC-1;
G; 6-2; #12; Flint/Northern
Cleveland, Andy; 95-96-97-98; Mgr; Grand Rapids
Cohrs, William R; '70-71-72; C; 6-6; #45;
Vicksburg/Same
Cole, Clarence L; '26; G; \$; no #; Lowell/Same
Colvin, Carleton J; '27-28; G; \$; No #;
East Lansing/S
Cooper, James A; '02C; \$; \$; no #; Owosso/S
Copeland, Bernard Y; '68-69; F; 6-6; #45;
Inkster/Hillcrest (Brundidge, Ala.)
Corbitt, Donald R; '54; G; 5-10; #9;
Ft. Wayne, Ind./Elmhurst
Costello, Matt; 2013-14; F; 6-9; #10;
Bay City/Bay City Western
Coutre, James W; '77-78; C; 6-9; #45;
LaGrange, Ill./Benet Academy
Crandell, Jonathan; 2009-10; F; 6-8; #25;
Rochester/Rochester Adams
Crary, Edward (Ted); '65-66-67; F; 6-5; #13;
Springfield, Pa./S
Curry, X. Deon; 2007; G; 6-1; #13;
Oakland Township/Detroit Country Day
Curtis, Jamie; 2010-11; Mgr. Swartz Creek, Mich.
Curtis, William A; '64-65-66C; F; 6-4; #25;
Grand Rapids/South

D

Dahlman, Isaiah J; 2007-08-09-10QuaC; G;
6-6; #22; Braham, Minn./Braham Area
Dalrymple, Max E; '38-39-40C; G; \$; #15;
Port Huron/S
Dargush, Bennie J; '37-38; C; \$; #19;
Amsterdam, N.Y./S
Darnton, Brandon; 2007; G; 5-10; #1;
Harbor Springs/Same
Davis, Charles E; '39; Mgr; Rockford/S
Davis, Doug; '98-99; G; 6-3; #30;
Columbus, Ohio/Westland
Davis, Paul R; 2003-04-05-06QuaC;
C; 6-11; #40; Rochester/Rochester
Davis, Peter A; '73-74-75; G; 6-1; #32;
Brooklyn, N.Y./Boys
Dawson, Brandon; 2012-13-14; G; 6-6; #22;
Gary, Ind./Levy Wallace
Dawson, Hugh A; '47-48-49; G; 6-0; #5;
Hammond, Ind./Same
Dean, Paul; '69-70-71; G; 6-1; #23; Alma/Same



ALL-TIME LETTERWINNERS

Deater, Scott: 2013-14; Mgr., West Olive
Dekker, James H.: '33-34; C; #21; S/\$
DenHerder, Fred: '28-29-30; F/C; S; no #; S/\$
Densley, Theodore B.: '69; Mgr.; Detroit/\$
Devenny, Robert H.: '53-54-55; G; 5-11;
 #3/10; Philadelphia, Pa./North Catholic
Dickson, Verne C.: '27-28C-29; F; S; no #; S/\$
Dickson, Robert M.: '06-07-08; S; S; no #; Lansing/\$
Diehl, Roy H.: '42-43; F; 5-9; #8; Sturgis/Same
Divjak, Ronald: '62-63; F/C; 6-5; #22;
 East Chicago, Ind./Washington
Dodge, Glenn W.: '05; G; S; no #; Almont/\$
Doerr, Maxwell: '30; Mgr.; S/\$
Donnelly, Terry R.: '77-78-79-80CoC; G; 6-2;
 #11; St. Louis, Mo./Parkway North
Douglas, Thomas H.: '63-64; G; 5-11; #20;
 Barrington, Ill./Same
Drew, Kenneth L.: '26-27C; G; S; no #; Tipton/\$
Dryden, Marion: '98-99; Mgr.; Detroit
Ducro, DeMarcus D.: 2007; G; 5-10; #15;
 Saginaw/Same
Dudley, James D.: '75; F; 6-5; #42;
 South Milwaukee, Wis./Racine Prairie

Duffield, Arnold: '32; F/G; S; no #; Lansing/\$
Durco, Brenden: 2012-13; Mgr., Pinckney
Duthie, Herbert L.: '10-11; G; S; no #; Grand Rapids/\$
Dwyer, Sean P.: 2006-07-08-09; Mgr.; Saginaw
Dykema, Jon: 2000-01-02-03; Mgr.; Freeland

E

Edwards, Heywood M.: '67-68; F/C; 6-6; #33;
 Brooklyn, N.Y./Boys
Eckstrom, William, R.: '51-52; F; 6-3; #12;
 Grant/Same
Edwards, Derrick L.: 2004; Mgr.; Chicago, Ill.
Eldred, Robert R.: '27; F; S; no #; Eaton Rapids/Same
Ellis III, Alvin: 2014; G; 6-4; #3; Matteson, Ill./
 Chicago De La Salle
Emery, Brian: '87-88; Mgr.; Perry/Same
Eva, Wesley L.: '23-24; C; S; no #; Vulcan/\$
Evans, Monte: '97; G; #22; Detroit/Cass Tech

F

Fagan, Terrance, S.: '72; G; 5-11; #21;
 Flint/St. Michaels
Fahs, David L.: '59-60-61C; G; 5-9; #12;
 Monroe, Wis./Same
Falkowski, George: '38-39; F; S; #22; Flint/\$
Fanning, Lawrence: '60; G; 6-0; #10;
 Gas City, Ind./Mississinewa
Feick, Jamie: '93-94-95-96 CoC; F; 6-8; #30;
 Lexington, Ohio/Same
Feldreich, Sten: '78; C; 7-0; #43;
 Bromma, Sweden/Same
Felt, Carl: '27-28-29C; C; S; no #; Muskegon/\$
Ferguson, Brett A.: 2008-09-10-11; Mgr.;
 Wheaton, Ill.
Ferguson, Christian S.: '61; G; 5-10; #10;
 Lansing/Sexton
Ferguson, George H.: '56-57C; F; 6-3; #30;
 Providence, R.I./North Providence
Ferrari, Albert R.: '53-54-55C; F; 6-3; #22;
 New York/Brooklyn Tech
Ferrell, Fred L.: '75-76; Mgr.; Detroit/\$
Fessenden, Clarence W.: '21-22-23C; G;
 S; no #; Newaygo/\$
Finn, John: '50; C; 6-4; #15; Escanaba/Same
Finamore, Steve: 2000; Mgr.; Brooklyn, N.Y.
Flowers, Donald: '78; G; 6-2; #21; Detroit/Hamtramck
Flores, David: 2001-02-03-04; Mgr.;
 Los Angeles, Calif.
Ford, Patrick: '83-84; G/F; 6-5; #44;
 Detroit/Cass Tech

Fordham, Barry: '84-85-86-87CoC; C; 6-8;
 #40; Buffalo, N.Y./Sweet Home
Fortino, M. Samuel: '45-46; F; 6-2; #6; Alma/Same
Fossum, Robert: '81; G; 5-9; #15; Okemos/Same
Foster, Walter J.: '19-20-21C-22; C; S; no #;
 East Lansing/\$
Frankel, Charles M.: '45; C; 6-3; #4; Detroit/Northern
Franklin, Michael: '92-93-94-95; Mgr.;
 Grand Rapids
Fredericks, Charles C.: '25-26; G/C; S; no #;
 Saginaw/\$
Frimodig, Lyman L.: '14-15-16C-17; C/G; S;
 no #; Calumet/\$
Frizzo, Leo V.: '35; C; S; #9; S/\$
Furlow, Terry L.: '73-74-75-76C; F; 6-5; #25;
 Flint/Northern
Furseth, Erik O.: '51-52-53C; F; 6-3; #5;
 Cleveland Heights, Ohio/Same

G

Gale, Robert S.: '68-69-70; F; 6-5; #25;
 Trout Creek/Same
Ganakas, Gary E.: '71-72-73; G; 5-5; #11;
 East Lansing/Same
Garavaglia, Jon: '94-95-96-97; F; 6-9; #21;
 Allen Park/Aquinas
Garlock, Ronald: '35-36-37; G/F; #16; S/\$
Garrett, George A.: '18-19-20C; G; S; no #;
 Elmhurst, N.Y./S
Gauna, Alex: 2012-13-14; F; 6-9; #2;
 Eaton Rapids/Eaton Rapids
Gauthier, George E.: '11-12-13-14C; F; S;
 no #; Detroit/\$
Geahan, Robert R.: '47-48-49C; F; 6-1; #3;
 Lansing/Sexton
Geistler, Gerald L.: '66-67-68; C; 6-9; #42;
 Detroit/Redford
Gent, George E. (Pete): '62-63-64; C/F; 6-5;
 #30; Bangor/Same
Gerard, Joseph E.: '40-41-42; F; S; #16;
 North Webster, Ind./S
Gibbons, James M.: '68-69-70CoC; C; 6-7;
 #41; Blissfield/Same
Gibson, Michael: 2006; Mgr.; Cumberland, R.I.
Gilkey, Edward A.: '20-21-22; F; S; no #; Lansing/\$
Gilkie, Gerald: '78; F; 6-5; #43; Detroit/Kettering
Gill, William W.: '04; C; S; no #; S/\$
Girton, Derek: 2005-06-07; Mgr.; Sturgis
Glover, William J.: '73-74-75; G; 6-2; #12;
 Pontiac/Central
Gleason, Bobby: 2001; Mgr.; Davison
Godfrey, Walter G.: '55-56C; G; 6-1; #23;
 Detroit/Cass Tech
Golis, William: '60; G; 6-0; #25;
 Bolivar, Pa./Laurel Valley
Gonzalez, Robert: '79-80; F; 6-7; #35;
 Detroit/Catholic Central
Gozenbach, Max: '56-58; C; 6-8; #32/35;
 Milbank, S.D./Same
Gore, Timothy: '81-82-83-84; G; 6-4; #10;
 Erie, Pa./Cathedral Prep
Gorman, John E.: '66; G; 5-11; #11;
 Chicago, Ill./Fenwick
Goss, Robert W.: '11-12-13-14; G; S; no #;
 Fall River, Mass./S
Govens, Arthur L.: '59; F; 6-2; #35; Lansing/Sexton
Graham, Ralph C.: '05-06; Mgr.; Owosso/\$
Grams, Milton H.: '28; Mgr.; S/\$
Granack, John M.: '46-49; F; 5-11; #7;
 Hammond, Ind./Same
Granger, A.J.: '97-98-99-00Tri-C; F; 6-9; #43;
 Findlay, Ohio/Liberty-Benton
Gray, Jacob: 2000; Mgr.; Plymouth

Gray, Marquise: 2006-07-08-09; F; 6-8; #41;
 Flint/Beecher
Green, Harry A.: '43; Mgr.; Detroit/S
Green, Draymond: 2009-10QuaC-11CoC-
 12CoC; F; 6-6; #23; Saginaw/Saginaw
Green, Johnny M.: '57-58-59C; C; 6-5;
 #24 (ret.); Dayton, Ohio/Dunbar
Griffin, Joseph P.: 2007-08; Mgr.; Romeo
Grove, Donald B.: '28-29-30; F; S; no #; S/\$
Grove, Roger R.: '29-30-31CoC; G/F; S; no #;
 Sturgis/\$
Guess, Lorenzo: '98; G; 6-3; #5; Wayne/Memorial
Gutkowski, Ronald J.: '70-71-72CoC; F; 6-6;
 #24; Detroit/Catholic Central

H

Hackett, Paul: '25-26C; F; S; no #; Saginaw/\$
Haftencamp, Joseph P.: '02-03-04; F; S; no #;
 Grand Rapids/\$
Haga, Arthur J.: '29-30-31CoC; G; S; no #;
 Muskegon/\$
Hairston, Lindsay: '73-74-75C; C; 6-7; #45;
 Detroit/Kettering
Haley, Ron: '91-92; F; 6-6; #45; Saginaw/Nouvel
Hall, C.C.: '26; Mgr.; S/\$
Hall, Jesse: '88-89-90; G; 6-3; #23; Venice, Ill./Same
Hall, Richard D.: '61; F/C; 6-4; #32;
 Manitowac, Wis./Lincoln
Hamilton, Geoffrey: '61-62-63; Mgr.; Three Rivers
Hammes, John H.: '18-20; G; S; no #; Newberry/\$
Hamo, Anthony G.: 2005-06; G; 6-2; #22;
 Flint/Powers Catholic
Hannish, Claude C.: '06-07-08-09-10C-11; G;
 S; no #; Grand Rapids/\$
Hannon, Jacob: 2007; F; 6-5; #43; Cody, Wyo./Cody
Harris, Gary: 2013-14; G; 6-4; #14;
 Fishers, Ind./Hamilton Southeastern
Harris, James: '55; F; 6-3; #25; Fort Wayne, Ind./
 Harlan
Hart, David: '93-94-95-96; G; 6-4; #4;
 Battle Creek/Central
Hartman L. Deneal: '52-53-54; F; 6-4; #13/19;
 Fort Wayne, Ind./South
Harvey, Andrew J.: 2005; F; 6-5; #43;
 Escanaba/Same
Hashu, Nickolas: '42-43-45C; G; 6-0; #9;
 Hammond, Ind./Same
Haun, Harold E.: '30; C; S; no #; S/\$
Headen, John W.: '68; Mgr.; Detroit/\$
Heasley, Lloyd E.: '20-21-22C; F; S; no #; Zeeland/\$
Hedden, Larry D.: '56-57-58; F; 6-5; #33;
 Gas City, Ind./Mississinewa
Hendon, Nicholas W.: 2006-07-08-09; Mgr.;
 Newaygo
Henk, Andrew: 2013-14; Mgr., Utica
Henry, Charles A.: '38-39; G; S; #16;
 Huntington, Ind./S
Herrick, Robert C.: '33-34-35C; F/G; S; #4; S/\$
Herzog, Tom: 2008-09-10; C; 7-0; #40; Flint/Powers
Hess, Leon: '48; G; 6-3; #16; Auburn, Ind./Same
Hetzell, Stephen P.: 2004-05; Mgr.; Allen Park
Hickman, Parish: '89-90-91; F; 6-7; #42;
 Detroit/Barshop Burgess
Higbie, Charles C.: '18-20-21; C/F; S; no #;
 Napoleon/S
Hill, Christopher: 2002-03-04-05QuaC; G; 6-3;
 #5; Indianapolis, Ind./Lawrence North
Hindman, O. Max: '39-40-41; C/F; S; #8; Gary, Ind./S
Hinkin, Paul E.: '54; F; 6-4; #13;
 Saginaw/Arthur Hill
Hoff, Guy F.: '11; F; S; no #; Buffalo, N.Y./S
Hoffman, Lee S.: '50; Mgr.; East Lansing/\$
Hofkamp, Matt: '91; C; 6-10; #44; Ionia/Same
Hogberg, Jake E.: 2006; Mgr.; Iron Mountain



ALL-TIME LETTERWINNERS

SPARTANS

Holcomb, Monte S.; '31; F; \$; no #; \$/S
Hollis, Mark; '82-83-84-85; Mgr.; Port Huron/\$
Holmberg, Nicholas; 2005-06-07-08; Mgr.;
 Grand Lodge
Holms, D. John; '67-68-69; F; 6-4; #24;
 Lansing/Sexton
Holmes, Richard; '64-65-66; F; 6-4; #33;
 Willard, Ohio/Same
Hood, Charles; '15-16; F; \$; no #; Buffalo, N.Y./\$
Hood, Oliver Z.; '26-27; F; \$; no #; Ionia/\$
Huck, Christopher D.; '72-73; Mgr.; Monroe/\$
Huffman, Jaimie; '79; G; 6-3; #24; Lansing/Everett
Hultman, Vivian; '23; G; \$; no #; Grand Rapids/\$
Hurley, T.J.; 2010-11-12-13; Mgr.; Redford
Hutson, Andre; '98-99-00-01; F; 6-8; #34;
 Trotwood, Ohio/Trotwood-Madison
Hutt, Martin C.; '38-39-40C; F/C; \$; #10;
 Schenectady, N.Y./\$

Ianni, Anthony; 2012; C; 6-9; #44;
 East Lansing, Mich./Okemos
Ibok, Idogosit W.; 2006-07-08-09; C; 6-11;
 #00; Lagos, Nigeria/Montverde Acad. (Fla.)
Imminck, Greg; 2013; Mgr.; Hudsonville
Ishbia, Mat; 2000-01-02; G; 5-10; #15;
 Birmingham/Seaholm
Izzo, Mario F.; '86-87-88; C; 6-11; #55;
 Park Ridge, N.J./St. Joseph Regional
Izzo, Paul; 2005-06-07-08; Mgr.; Iron Mountain

James, Kurt M.; '80-82CoC; F; 6-7; #30;
 Pontiac/Northern
Jameson, Curtis; 2009; Mgr.; Swartz Creek
Jennings, Brandon P.; 2003-04-05-06; Mgr.; Detroit
Johnson, Darryl D.; '84-85-86-87CoC; G; 6-2;
 #13; Flint/Central
Johnson, Derek; '92; Mgr.; \$
Johnson, Earvin; '78-79CoC; G/F; 6-8;
 #33 (ret.); Lansing/Everett
Johnson, George; '83-84-85-86-87; Mgr.; Saginaw/\$
Johnson, Ken F.; '84-85; F; 6-8; #00;
 La Jolla, Calif./LaJolla
Johnson, Louis, Jr.; '92-93-94-95; Mgr.;
 Muskegon Heights
Johnson, Rashi J.; 2003-04; G; 6-2; #11;
 Chicago, Ill./King
Johnson, Robert B.; '53; F; 6-1; #6;
 Muskegon Heights/Same
Johnson, Roscoe; 2014; Mgr.; Wiesbaden, Ger.
Johnson, Vernon L.; '67-68; G; 5-11;
 #23; Saginaw/Same
Johnston, Rae J.; '50; Mgr.; River Rouge/\$
Jones, Dudley P.; '41-42-46; G/F; 6-1; #5;
 Hammond, Ind./Whiting
Jordan, Richard D.; '67; G; 5-7; #14; Fennville/Same
Joseph, Maurice M.; 2006-07; G; 6-4; #23;
 Montreal, Quebec/Champlain-St. Lambert
Joyce, Donn; '49; G; 6-0; #19; Greenfield, Ind./Same

Kaminski, Kenny; 2014; F; 6-8; #30;
 Medina, Ohio/Medina
Kathrein, John A.; '52; Mgr.; Chicago, Ill./\$
Kaye, Richard P.; '79-80-81; F; 6-6; #42;
 Livonia/Detroit Catholic Central
Kearney, Brandon; 2012; G; 6-3; #3;
 Detroit, Mich./Southeastern

Keast, Roger; '32; F/G; \$; no #; \$/S
Kebler, Michael H.; 2008-09-10-11; G; 6-3;
 #20; Okemos/Same
Keeler, David J.; '67; F; 6-6; #44; Moline, Ill./\$
Keir, Gerald J.; '64; Mgr.; Snyder, N.Y./\$
Keller, Brennan; 2007-08; Mgr.; Glenview, Ill.
Kelley, Thomas; '95-96-97-99QuaC; G; 6-2;
 #3; Grand Rapids/Union
Kelser, Gregory; '76-77-78CoC-79CoC; F; 6-7;
 #32 (ret.); Detroit/Henry Ford
Kemler, John; '66; Mgr.; Rochester/\$
Kemp, Edward K.; '35; Mgr.; \$/S
Kern, Sidney A.; '45; Mgr.; Detroit/\$
Kidman, James; '24; G; \$; no #; Clyde, Ohio/\$
Kilbride, Duane R.; '61; F/G; 6-2; #21;
 Kankakee, Ill./St. Patrick Central
Kilgore, William; '71-72-73C; C; 6-7; #22;
 River Rouge/Same
Kircher, Alton; '32-33C; \$; no #; Gladstone/\$
Kirkpatrick, Steven; '70; G; 6-2; #32;
 Lafayette, Ind./Jefferson
Kitto, Clyde A.; '24; C; \$; no #; Gladstone/\$
Klein, Jason; '96-97-98-99QuaC; G; 6-7;
 #11/44; Grosse Ile/Same
Kohut, Andrew H.; 2004-05; Mgr.; Griffith, Ind.
Kowalk, Clayton J.; '43; G/F; 5-11; #25;
 Eaton Rapids/Same
Kraft, Howard; '36-37-38C; F/G; \$; #18; Niles/\$
Krakora, Joseph G.; '45; G; 6-1; #12;
 Berwyn, Ill./Morton
Krall, William R.; '45-46; C; 6-8; #22;
 Detroit/Redford
Krehl, Edward C.; '05-06C-07C-08; \$; \$; no #;
 Buffalo, N.Y./\$
Kruse, Alexander; 2010-11-12-13; Mgr.;
 Grand Blanc, Mich.
Kruse, Christopher; 2010-11-12-13; Mgr.;
 Grand Blanc, Mich.
Kucab, Jeff; '96-97-98-99; Mgr.; Grosse Ile
Kupper, James N.; '64-65-66; G; 6-0; #23;
 Louisville, Ky./St. Xavier
Kurtz, Lawrence; '18-19C-20; G; \$; no #; Flint/\$

Lafayette, Lee; '67-68-69C; F/C; 6-6; #35;
 Grand Rapids/South
Lalley, Patrick; '98-99-00-01; Mgr.; Holland
Lamers, John (Jack); '61-62-63C; G/F; 6-2;
 #15; Kimberly, Wis./Same
Laporte, Geoff; 2010-11-12-13; Mgr.;
 Beverly Hills, Mich.
Larson, Edward L.; '34; Mgr.; Montague/\$
Levin, Harvey A.; '65; Mgr.; Kankakee, Ill./\$
Lewis, Tyrone; '72; F/G; #34; Ferndale/Same
Lick, Thomas W.; '67-68-69; C; 6-10; #34;
 Gaylord/Same
Lieberman, Albert G.; '49; Mgr.; Owosso/\$
Lieberman, James K.; '72; Mgr.; Owosso/Same
Linhart, Ryan C.; 2007-08-09; Mgr.; Brighton
Lloyd, Gregory L.; '79; 6-1; G; #10; Lansing/Eastern
Longaker, Michael; '78-79-80; G; 6-1; #23;
 Warren/Same
Lorbeck, Erazem; 2003; F; 6-10; #41;
 Ljubljana, Slovenia
Lucas, Kalin; 2008-09CoC-10QuaC-11CoC; G;
 6-0-#1; Sterling Heights/
 Orchard Lake St. Mary's
Lucious, Korie; 2009-10-11; #34;
 Milwaukee, Wis./Pius XI
Lumsden, David H.; '47; C; 6-5 #5;
 Lexington, N.C./Same
Lux, Harry; '56-57; G; 5-10; #11; Chicago, Ill./
 Leo

M

MacDaugal, Everett R.; '40; Mgr.; Detroit/\$
MacDonald, Timothy; '85-86-87-88-89; Mgr.;
 Scio, N.Y.
MacMasters, Hugh D.; '52; C; 6-6; #15;
 Hazel Park/Same
Mahaney, Robert C.; '51; Mgr.; Owosso/\$
Maisner, Michael; '80-81-82; Mgr.; Marshall/\$
Manns, Kirk; '87-88-89-90; G; 6-1; #10;
 North Judson, Ind./Same
Martin, John E.; '33; Mgr.; \$/S
Marx, Harry B.; '25; G; \$; no #; Monroe/\$
Mason, Ellwood W.; '25; C; \$; no #; Burton/\$
Mathieson, Roderick; '12; F; \$; no #; Detroit/\$
Matson, Edward I.; '21-22; G; \$; no #; Dollar Bay/\$
Mattera, James; 2002; Mgr.; Frankfort, Ill.
Mathews, Wallace B.; '25; Mgr.; \$/S
May, Floyd E.; '43; F; 6-0; #11;
 Schenectady, N.Y./Mt. Pleasant
May, Ian; 2014; Mgr.; Rockford
Mazza, Matthew A.; '46-47; C; 6-2; #29;
 Niagara Falls, N.Y./Trott
McAuliffe, Thomas W.; '51; G; 6-0; #7;
 Chicago, Ill./Leo
McCall, Tom; '84-85-86-87; Mgr.; Detroit/\$
McCaslin, Garold; '31-32-33C; C/F; \$; #16; \$/S
McClelland, Albert L.; '15-16-17C; G; \$; no #;
 Holland/\$
McCoy, Julius; '54-55-56; F; 6-2; #18/15;
 Farrell, Pa./Same
McGill, Thomas; '73-74-75; F; 6-4; #41;
 Flint/Northern
McGillicuddy, Robert; '28; G; \$; no #; Lansing/\$
McGlothlan, Marqus L.; 2009-10; Mgr.;
 Milwaukee
McKerma, Parnell G.; '06-07-08-09C-10; \$;
 \$; no #; \$/S
McMillan, Roy A.; '23-25; F; \$; no #; \$/S
McNally, Ben; 2011-12-13-14; Mgr.; Almont
Means, Clarence T. (Sonny); '50-51-52C; G;
 5-11; #3; Saginaw/Same
Medley, Kyle; 2004-05-07; Mgr.; Maineville, Ohio
Mekules, Frank A.; '41; C; \$; #22; Detroit/\$
Merz, Elmer H.; '08-09; C; \$; no #; Detroit/\$
Millar, Wilson F.; '03-04; Mgr.; Ray Center/\$
Miller, Anthony; '92-93-94; F; 6-9; #34;
 Benton Harbor/Same
Miller, Carl F.; '16; G; \$; no #; Saginaw/\$
Miller, Costa N.; '61; Mgr.; \$/S
Miller, Hiram H.; '13-14; F; \$; no #;
 Tonawanda, N.Y./\$
Miller, Ken; '98; C; 6-10; #54;
 St. Clair Shores/Lakeshore
Miller, Oscar; '14-15C; G; \$; no #; Saginaw/\$
Miller, Patrick F.; '70-71-72CoC; F/G; 6-2;
 #35; Menominee/Same
Miller, Robert E.; '65-66; F; 6-3; #35;
 Fort Wayne, Ind./Elmhurst
Miller, W. Blake; '13-15; F; \$; no #;
 Tonawanda, N.Y./\$
Mills, Herbert; '07-08-09; \$; \$; no #; Adrian/\$
Milton, Cedric L.; '73-74-75-76; C; 6-9;
 #24; Denver, Colo./Manual
Montgomery, Mark; '89-90-91-92 CoC; G;
 6-2; #11; Inkster/Southgate Aquinas
Moore, John L.; '50; C; 6-7; #15; Ionia/Same
Morgan, J. Raymar; 2007-08-09-10QuaC;
 F; 6-7; #2; Canton, Ohio/McKinley
Morris, Robert; '39-40-41; F; \$; #12; Grand Rapids/\$
Morrison, Randy; '81; G; 6-2; #23; Olivet/Same
Mudd, Richard D.; '82-83-84-85CoC; C; 6-9;
 #24; Washington, DC/McKinley Tech
Mull, Anthony; '96-97; G; #10; 6-4;
 Flint/Southwestern



ALL-TIME LETTERWINNERS

Mueller, David P.; '86-88-89-90; C; 6-9; #34;
Racine, Wis./St. Catherine's
Munson, Justin T.; 2007-08-09-10; Mgr.; Elsie
Murray, Byron; '17-18C; F; S; no #; Marquette/S
Muth, Charles K.; '33; G; S; #3; S/S

N

Nadeau, Ryan; 2014; Mgr; Northville
Nagel, Robert; '50; G; 6-2; #16; Lansing/Eastern
Nash, Ricky; '76; F; 6-4; #34; Saginaw/Same
Naymick, Drew M.; 2004-05-07-08; C; 6-10;
#34; Muskegon/North Muskegon
Neaves, Mitchell; '96-97; Mgr., Virgin Islands
Neitzel, Drew A.; 2005-06-07CoC-08CoC; G;
6-0; #11/12; Grand Rapids/Wyoming Park
Newman, Harold C.; '24; Mgr.; East Lansing/S
Nichols, T.J.; 2014; Mgr; Grand Blanc
Nicodemus, Steve; '93-94-95-96; G; 6-4; #22;
S. Whitley, Ind./Whitko
Nix, Derrick; 2010-11-12-13TriC; C; 6-9;
#50/25; Detroit/Pershing
Ngo, Donald H.; 2002-03-04; Mgr.; Holt
Noack, William; '64; C; 6-8; #35; Lansing/Eastern
Novak, Andrew; 2014; Mgr; Belleville
Nutilla, Matt; '23-24-25C; F; S; no #; Negaunee/S

O

Ockerman, Justin P.; 2004; F; 6-9; #54;
Garden City/Same
O'Leary, Robert J.; '45; F; 6-0; #10;
Portsmouth, N.H./Same
Olson, Duane; '57; F/C; 6-5; #21; Detroit/Cass Tech
Olson, Lance E.; '58-59-60C; F; 6-4; #30;
Green Bay, Wis./West
Osterink, Leonard; '37; F; S; #21; Grand Rapids/S
Ott, Jordan; 2007-08; Mgr.; McConnellsburg, Pa.

P

Pacynski, Stan L.; '22; F; S; no #; Bay City/S
Palazzolo, Brian; 2014; Mgr; Rochester
Palm, Wayne V.; '19-20-21; F; S; no #; East Lansing/S
Papadakos, George; '87-88TriC; C; 7-0; #41;
Don Mills, Ont./St. Michael's
Patchett, Wendall T.; '32-33-34C; F; S; #9;
East Lansing/S
Pattison, Benjamin P.; '11; G; S; no #; Caro/S
Paulson, Donald H.; '49; Mgr.; S/S
Pauga, Brian; 2004-05-06-07; Mgr.; Hinsdale, Ill.
Pauga, Kevin; 2001-02-03-04; Mgr.; Hinsdale, Ill.
Payne, Adreian; 2011-12-13-14; F; 6-10; #5;
Dayton, Ohio/Jefferson Township
Payton, Darwin R.; '77-78-79; Mgr.;
River Rouge/Same
Pedro, Gregory; '84-85; G; 6-4; #21;
Staten Island, N.Y./St. Peter's
Penick, Andy; '91-95; G; 6-2; #12;
Louisville, Ky./Pleasure Ridge Park
Peplowski, Mike; '90-91-92-93CoC; C; 6-10;
#54; Detroit/Warren De LaSalle
Peppard, David; '17; C; S; no #; East Lansing/S
Peppler, Albert P.; '43-46-47; G; 5-11; #10;
Emmitsburg, Md./Shorewood (Milwaukee)
Perez, Evaristo; '82; F/C; 6-8; #43;
Birmingham/Orchard Lake St. Mary's
Perry, Derek J.; '80-81-82-83CoC; F; 6-6; #41;
River Rouge/Same
Petela, Stanley F.; '48; G; 6-1; #10;
Brantford, Conn./Same
Peterson, Duane K.; '54-55-56; C; 6-7; #34;
Elkhart, Ind./Same

Peterson, John H.; '42; Mgr.; Grayling/S
Peterson, Melvin E.; '40-41-42; G; S; #9;
Muskegon/S
Peterson, Morris; '97-98-99-00TriC; C; F; 6-6;
#42; Flint/Northwestern
Peterson, Zach; 2012-13; Mgr., Oak Park, Ill.
Petroski, Carl F.; '41-42-43; C; 6-0; #5;
Schenectady, N.Y./Mt. Pleasant
Pfeffer, Gregg; '83-84-85; Mgr.; Pontiac/S
Pfeffer, Steven R.; '80-81-82; Mgr.; Pontiac/S
Phillips, Nate; '77-78; G; 6-4; #22;
Omaha, Neb./North
Phillips, Robert H.; '39-40-41C; F/G; S; #6;
Gary, Ind./S
Pinneo, Dee W.; '31-32C; F; S; no #;
Grand Rapids/S
Pires, Michael; 2014; Mgr; Fort Lauderdale, Fla.
Pjesky, Daniel D.; '43-46; G; 5-11; #31/11;
Benton Harbor/Same
Polec, Larry; '83-84-85-86CoC; F; 6-8; #35;
Sterling Heights/Same
Polonowski, Steve; '94-95-96-97CoC; F; 6-9;
#35; Rockford/Same
Prylow, Mark; '94-95; G; 6-3; #20;
Rochester/DeLaSalle

Q

Qualman, Erik; '91-92-93; Mgr., '94; 6-6; F;
#42; Rochester Hills/Same
Quiggle, Jack E.; '56-57-58; F/G; 6-3; #21;
South Bend, Ind./Central

R

Radelet, Kevin C.; '81; G; 5-11; #45;
East Lansing/Same
Ralston, Merle C.; '24; F; S; no #; Coldwater/S
Rand, Thomas A.; '58-59; G; 6-2; #20;
Green Bay, Wis./East
Randolph, Zach; 2001; C; 6-9; #50;
Marion, Ind./Marion
Rapchak, William M.; '45-48-49-50; F; 6-1;
#6/14; Whiting, Ind./Same
Raymond, James A.; '55; G; 5-11; #14;
Lansing/Same
Reading, Shannon; '66-67; G; 6-0; #31/22;
Bowling Green, Mo./Same
Reading, Willard L.; '48; Mgr; Rochester/S
Reck, Dan J.; '34-35-36C; F/G; #4; Lansing/S
Redfield, Ken; '87-88-89-90; F; 6-7; #20;
Chicago, Ill./Weber
Reese, Kevin; '88-89-90-91; Mgr; Sterling Heights/S
Respert, Mike; '95-96; G; 5-11; #15;
Detroit/Bishop Borgess
Respert, Shawn; '92-93-94CoC-95CoC; G;
6-3; #24 (ret.); Detroit/Bishop Borgess
Reynolds, Bruce W.; '54; Mgr.; Lake City/S
Rhodes, Eugene N.; '53; G; 5-11; #10;
Monroeville, Ind./Same
Richards, Roland; '24-25; G; S; no #; Lansing/S
Richardson, Jason; 2000-01; F; G; #23;
Saginaw/Arthur Hill
Ricker, Fred G.; '15-16; F; S; no #; Saginaw/S
Ridley, Michael E.; '72; F; 6-4; #44;
Walled Lake/Central
Riewald, Daniel B.; '76-77-78; G; 6-5; #41;
Bloomfield Hills/Lahser
Rigby, Cyril P.; '16; G; S; no #; Lisbon, Ohio/S
Riorden, Edward D.; '33; G; S; #6; S/S
Rison, Andre; '88; G; 6-1; #22; Flint/Northwestern
Ritz, Alfred H.; '36; G; S; #17; S/S
Rivers, Lovelle; '74-75-76; F/C; 6-5; #22;
Detroit/Mackenzie

Robbins, Robert D.; '47-48-49-50C; G; 6-3;
#9; Belflower, Calif./Same
Roberts, Robin B.; '45-46-47C; F; 6-0; #17;
Springfield, Ill./Lanphier
Robinson, R. G.; '20; G; S; #1; Manistee/S
Robinson, Hugh; '23-25; C; G; S; no #; Detroit/S
Robinson, Michael A.; '72-73-74C; G; 5-11;
#31; Detroit/Northeastern
Roe, Delvon; 2009-10-11; F; 6-8; #10;
Euclid, Ohio/St. Edward
Rogers, Spencer W.; '35; F; S; #4; S/S
Rolen, Edward C.; '35-36-37; F; S; #6;
Buchanan/Same
Rood, Joseph; 2003-04-05-06; Mgr.; Winfield, Ill.
Rowley, Delco R.; 2004-05-06QuaC; F; 6-8;
#50; Indianapolis, Ind./Arlington
Rousse, Milo M.; '34-35; G; S; #7; Boyne City/S
Rouse, Leroy G.; '28-29; G; S; no #; S/S
Rymal, Steven A.; '66-67-68; G; 6-1; #15;
Adrian/Same

S

Sabo, Ronald J.; '61; F/C; 6-6; #23;
Youngstown, Ohio/Chaney
Saccoccia, Anthony; 2009-10; Mgr., Steubenville, Ohio
Sackrider, Thomas; '55-56; Mgr.; East Lansing/S
Saltzman, Rael J.; '74; Mgr.; Franklin/S
Sanders, Lonnie; '62; F; 6-2; #35; Detroit/Pershing
Sanders, Marcus L.; '63-64-65C; F/G; #31;
Detroit/Pershing
Sarkine, James; '86-87-88-89; C; 6-9; #30;
Indianapolis, Ind./Ben Davis
Saunders, Blake; 2012-13; Mgr., Hinsdale, Ill.
Schaffer, John E.; '03-04-05; F; S; no #;
New York, N.Y./S
Schau, Henry; '28; G; S; no #; Schererville, Ind./S
Schemmel, Jacob; 2014; Mgr; Rockford
Schilling, Gavin; 2014; F; 6-9; #34;
Chicago, Ill./Findlay Prep (Henderson, Nev.)
Schlatter, G. James; '52-53-54; G; 5-11; #11;
Fort Wayne, Ind./North
Scholtz, Harold C.; '35-36-37; F; S; #19; S/S
Schrage, William; 2009-10-11; Mgr.,
Grosse Pointe West
Schuitema, Reed R.; 2006-07-08-09; Mgr.;
Muskegon
Schwarm, Arthur V.; '60-61-62C; G; 6-1; #24;
Evanston, Ill./Same
Schwarz, William R.; '62-63-64; G; 6-3; #14;
Columbia City, Ind./Same
Scott, David A.; '57-60; G; 6-2; #12/13;
Detroit/Cooley
Scott, Edward; '29-30-31CoC; G; S; no #; S/S
Sekal, Scott; '86-87-88-89; F; 6-8; #44;
Houston, Texas/Alief Hastings
Setas, Benjamin; 2009-10-11; Mgr., East Lansing
Shackelton, R. Joseph; '73-74; F; 6-2; #34;
Okemos/Same
Sheathell, Russell W.; '30; F; S; no #; S/S
Sheffield, Arthur; '16-17; G/F; S; no #; Harrison/S
Shereda, James E.; '71-73; C; 6-8; #43;
Free Soil/Same
Sherman, Garrick; 2010-11; C; 6-10; #41;
Kenton, Ohio/Kenton
Shick, John C.; '65; G; 6-1; #10; Okemos/Same
Shidler, Frank J.; '38-39; C/F; S; #21; S/S
Sivmons, Matt; '96-97-98; Mgr.; Grand Rapids
Simpson, Ralph; '70; G; 6-5; #15; Detroit/Pershing
Skiles, Scott; '83-84-85-86CoC; G; 6-1;
#25/4 (ret.); Plymouth, Ind./Same
Smith, Allen; '72-73; F; 6-5; #44/41;
Chicago, Ill./Lindbloom
Smith, Antonio; '96-97CoC-98CoC-99QuaC; F;
6-8; #13; Flint/Northern



ALL-TIME LETTERWINNERS

SPARTANS

Smith, Brandon; '99-00-01; G; 5-10; #10; Rochester, N.Y./Pittsford Sutherland
Smith, Daniel R.; '50; F; 6-0; #12; Gary, Ind./Horace Mann
Smith, Joseph F.; '35-36; G; #12; S/S
Smith, Kevin R.; '80-81-82 CoC; G; 6-2; #5; Birmingham/Brother Rice
Smith, Louis J.; '26-27; F; #; Muskegon/S
Smith, Robby O.; 2008-09-10; Mgr.; Saginaw
Smith, Steve; '88-89-90CoC-91CoC; G; 6-7; #21 (ret.); Detroit/Pershing
Snider, Irving J.; '18-19; F; #; no #; Elkton/S
Snodgrass, James A.; '49-50-51C; G; 6-1; #11; Piercetion, Ind./Same
Snow, Eric; '92-93-94-95CoC; G; 6-3; #13; Canton, Ohio/McKinley
Sparvero, Robert P.; '62; F; 6-2; #20; Pittsburgh, Pa./Baldwin
Spaulding, Don D.; '69; Mgr.; Benton Harbor/S
Spencer, Norman M.; '10-12-13; G; #; no #; Saginaw/S
Spiller, Eric; '86-88-89-90; Mgr; Southfield/Same
Squires, Justin; 2001-02-03-04; Mgr.; Scottville
Stackhouse, Keith L.; '52-53-54C; G; 6-1; #14; Plymouth, Ind./Bourbon
Stauffer, Gordon C.; '50-51-52; G; 6-0; #18; Fort Wayne, Ind./South
Steffee, Donald K.; '45-46; S; #; S/S
Steffen, Raymond B.; '49-50-51; C; 6-4; #14; Flint/Central
Steigenga, Matt; '89-90-91-92 CoC; F; 6-7; #35; Grand Rapids/South Christian
Stelmazek, Mike; '89-90-91-92; Mgr.; Canton
Stepter, Harrison; '68-69; G; 6-3; #31; St. Louis, Mo./McKinley
Stephens, Dwayne; '90-91-92-93CoC; F; 6-7; #31; Ferndale/Same
Stephens, Keith; 2001-02-03-04-05-06; Mgr.; Detroit
Stevens, Robert L.; '48-49; F; 5-11; #8; Sidney, Ind./Same
Stoll, Paul; '76; F/G; 6-2; #21; Bath/Same
Stone, Fred A., Jr.; '42-43-47; C; 6-6; #4; Chicago, Ill./Hirsch
Stouffer, James P.; '58-59; G; 6-0; #14; Piercetion, Ind./Same
Strong, Lawrence F.; '58; Mgr.; Houston, Tex.
Stupak, Ken; 2000; Mgr.; Menominee
Summers, Durrell L.; 2008-09-10-11; G; 6-4; #15; Detroit/Redford Covenant
Sutherland, Donald M.; '53; Mgr.; Plymouth
Suton, Goran; 2006-07-08-09; C; 6-10; #14; Lansing/Everett
Swanson, Hugo; '22; G; #; no #; Ishpeming/S
Swada, Jon-Paul; '94-95-96-97; Mgr; Detroit
Sweeny, Joe; 2012; G; 6-0; #34; Toms River, N.J./Toms River North

Torbert, Kelvin D.; 2002-03-04TriC-05QuaC; G; 6-4; #23; Flint/Northwestern
Totten, Edward C.; '28-29; C; #; no #; Detroit/S
Tower, Benjamin G.; '81-82-83-84CoC; F; 6-8; #20; Saranac/Same
Tower, Ray R.; '02-03; S; #; no #; Belding/S
Townner, John H.; '48; Mgr.; Lansing/S
Trannon, Matthew H.; 2004-05-06; F; 6-6; Flint/Northern
Trice, Travis; 2012-13-14; G; 6-0; #20; Huber Heights, Ohio/Wayne
Tropf, Jeffrey L.; '75; C; 6-7; #42; Holt/Same
Tuttle, H. Foley; '03-04-05; G; #; no #; Detroit/S

U

Ulmer, John D.; '59-60; Mgr.; Bluffton, Ind./S

V

Valentine, Carlton; '85-86-87-88TriC; F; 6-5; #45; Washington, D.C./DeMatha
Valentine, Denzel; 2013-14; G; 6-5; #45; Lansing/Sexton
Valentine, Drew; 2014; Mgr; Lansing
Vandenbussche, Kevin M.; '76-77; G; 6-4; #15/23; Sterling Heights/Stevenson
Vanderjagt, Mark L.; '65; F/C; 6-6; #23; Cedar Grove, Wis./Same
VanderLende, Jeff J.; '71; F/C; 6-7; #32; Grand Rapids/East Christian
VanderRoest, Nicholas; '32-33-34; C/F; #8; S/S
Vanek, Greg; '85; F; 6-6; #20; Okemos/Same
VanFassen, Arnold B.; '33-34-35C; C/F; #; #22; S
VanHammen, Steven J.; '80-81; Mgr.; Grand Rapids/S
VanPelt, Brad; '71-72; F; 6-5; #10; Owosso/Same
VanRhee, Cory; '96-97-98-99; Mgr.; Holland
VanZylen, James; '28-39-30C; F; #; no #; S/S
Vatz, Abe M.; '12-13-14; F; #; no #; Pittsburgh, Pa./S
Vaydik, Frank J.; '35; C; #; #17; S/S
Vevia, Paul G.; '16-17; F; #; no #; Muskegon/S
Vincent, Daniel; 2003-04-05-06; Mgr.; Jamestown, N.Y.
Vincent, James S. (Sam); '82-83-84-85CoC; G; 6-2; #11; Lansing/Eastern
Vincent, Jay F.; '78-79-80-81CoC; F/C; 6-8; #31 (ret.); Lansing/Eastern
Vissing, Paul R.; '47; Mgr.; Jackson/*
Vondette, Roy W.; '06-07-08C; S; #; no #; Saginaw/S
Vondette, William L.; '32-33; G; #; #14; S/S

W

Waldron, Donald; '46-47-48; G; 5-11; #6/15; Milwaukee, Wis./Shorewood
Walker, Horace; '59-60C; F/C; 6-3; #15; Chester, Pa./Same
Walker, Ralph; '83-84-85-86; F; 6-8; #15; Southfield/Same
Walton, Travis; 2006-07CoC-08CoC-09CoC; G; 6-2; #5; Lima, Ohio/Lima Senior
Ward, Lloyd; '68-69-70CoC; G; 5-11; #11; Romulus/Same
Warren, John; '67; Mgr.; Ypsilanti/S
Washington, Stanley; '64-65-66; G/F; 6-3; #24; Detroit/Northwestern
Watts, Robert H.; '52; Mgr.; Detroit/S
Weathers, Ray; '95-96-97; G; 6-3; #5; Jackson/Jackson

Webb, Tanya W.; '76-77; C; 6-7; #42; Augusta, Ark./Same
Webber, Jason; '97; G; 6-5; #14; Farmington/Country Day
Weber, Joseph A., Jr.; '71-72; Mgr.; Creve Coeur, Mo./St. Louis Univ. HS
Wedgworth, George H.; '50; Mgr.; S/S
Weshinsky, Kris; '91-92-93-94CoC; G; 6-3; #3; Okemos/Loudon Valley (Va.)
Wesley, Charles; 2012-13; Mgr., Hudsonville
Wesling, Richard M.; '52-53; G; 5-11; #9; Milwaukee, Wis./Messmer
Wessells, Phillip H.; '05; S; #; no #; Flint/S
Westerman, Leslie; '06-07; S; #; no #; Adrian/S
Westrick, Brian P.; 2002-03; F; 6-5; #52; Grand Ledge/Same
Wetzel, Keenan; 2012-13-14; G; 6-4; #15; Monroe, Mich./St. Mary Catholic Central
Weyland, Robert; '43; Mgr.; Wauwatosa, Wis./S
White, Benny A.; '73-74-75-76; G; 5-9; #23; Detroit/Northern
White, Curtis; '35-36; F; #; #19; East Lansing/S
White, Oliver G.; '43-46C-47; G/F; 6-0; #8; Cleveland, Ohio/Shaw
Wilcox, Frederick; '22; F; #; no #; Rockford, Ill./S
Wiley, DuJuan; '97-98; C; 6-9; #55; Detroit/Osborn
Wiley, Milton; '76; G; 5-11; #12; Belleville, Ill./Same
Wilkinson, Dorian C.; '36-37; C; #; #20; S/S
Wilkinson, Harry; '43; Mgr.; Milwaukee, Wis./S
Williams, Edward L. (Ted); '61-62-63; C; 6-7; #33; Stroudsburg, Pa./Same
Williams, Leonard; '78; G; 6-0; #24; Chicago, Ill./Harrison
Willis, Kevin A.; '82-83-84CoC; 7-0; #42; Detroit/Pershing
Wilson, Adam; 2000; Mgr.; Plymouth
Wilson, Edgar P.; '74-75-76-77; F/G; 6-5; #33; Dowagiac/Union
Wilson, Patrick J.; '55-56-57; G; 6-0; #35; Lapeer/Same
Wishart, George; 2001-02-03-04; Mgr; Belleville
Wolfe, Adam; 2001-02-03; F; 6-9; #3; Westerville, Ohio/South
Wolfe, Todd; '87-88-89-90; G/F; 6-5; #24; Arlington Heights, Ill./Mt. Prospect
Wollenman, Colby; 2012-14; F; 6-6; #40/41; Big Horn, Wyo./Big Horn
Wood, Brandon; 2012; G; 6-2; #30; Kokomo, Ind./Kokomo
Wood, William W.; '16; S; #; no #; Lawton/Same
Worthington, Bobby; '87-88; F; 6-7; #43; Zion, Ill./Zion-Benton
Wright, Ed; '87-88 TriC; G/F; 6-6; #35; Lorain, Ohio/Same
Wulf, Jack; '47-48-49C; C; 6-8; #15; Chicago, Ill./Senn

Y

Young, John; '60; F; 6-1; #32; South Haven/Covert

Z

Zimmerman, Matt; '93-94-95-96; Mgr.; Grand Rapids
Zulauf, Jon; '90-91-92-93; F; 6-6; #25; Port Huron/Same





POSTSEASON HISTORY

NATION'S BEST SIX FINAL FOUR APPEARANCES IN 16 YEARS



BIG TEN TOURNAMENT HISTORY

SPARTANS



The 1997-98 season saw the first Big Ten Men's Basketball Tournament. Since then, the tournament has become an exciting part of the conference season. Although Michigan State lost its first tournament game, it did capture back-to-back Big Ten Tournament Championships in 1999 and 2000 en route to a pair of Final Four appearances and a National Championship. The Spartans captured their third Big Ten Tournament

crown in 2012.

The tournament provides tremendous exposure for the conference as every game is televised, including many on national television. In addition, the Big Ten Tournament ranks among the nation's best in attendance. In 17 years, more than 1.6 million fans have been part of the tournament.

The 2014-15 basketball season will be the 18th-annual Big Ten Men's Basketball Tournament. This year's edition returns to the United Center in Chicago for the ninth time in tournament history. The first four tournaments were held at the United Center in Chicago, as were the 2003, 2005, 2007 and 2013 tournaments. In 2002, 2004, 2006, and from 2008-12 the tournament was played at Bankers Life Fieldhouse, while returning in 2014. In June 2011, the Big Ten Conference announced that Indianapolis will host the 2012, 2014, and 2016 tournaments, with the 2013 and 2015 tournaments being held in Chicago. In 2014, the Big Ten announced that Washington D.C. would host in 2017, with Chicago hosting in 2019 and 2021, and Indianapolis hosting in 2020 and 2022. The site for the 2018 Big Ten Tournament is yet to be announced.



Adreian Payne embraces the 2014 Big Ten Tournament Championship Trophy.



Michigan State celebrated its first Big Ten Tournament championship in 1999.



Morris Peterson and Mateen Cleaves led MSU to the 2000 Big Ten Tournament title.



The Spartans returned to the championship platform in 2012.



Branden Dawson and Gary Harris celebrate the 2014 tournament championship.



BIG TEN TOURNAMENT HISTORY

BIG TEN TOURNAMENT RECORD: 22-13**CHAMPIONSHIPS: 4 (1999, 2000, 2012, 2014)****1998 CHICAGO - NO. 1 SEED (0-1)**

| | | | | |
|--------|---------------|---------------|---|-------|
| 3/6/98 | Quarterfinals | Minnesota (8) | L | 76-73 |
|--------|---------------|---------------|---|-------|

1999 CHICAGO - NO. 1 SEED (3-0) - BIG TEN CHAMPIONS

| | | | | |
|--------|---------------|------------------|---|-------|
| 3/5/99 | Quarterfinals | Northwestern (8) | W | 61-59 |
| 3/6/99 | Semifinals | Wisconsin (4) | W | 56-41 |
| 3/7/99 | Finals | Illinois (11) | W | 67-50 |

2000 CHICAGO - NO. 2 SEED (3-0) - BIG TEN CHAMPIONS

| | | | | |
|---------|---------------|---------------|---|-------|
| 3/10/00 | Quarterfinals | Iowa (7) | W | 75-65 |
| 3/11/00 | Semifinals | Wisconsin (6) | W | 55-46 |
| 3/12/00 | Finals | Illinois (4) | W | 76-61 |

2001 CHICAGO - NO. 2 SEED (0-1)

| | | | | |
|---------|---------------|----------------|---|-------|
| 3/19/01 | Quarterfinals | Penn State (7) | L | 65-63 |
|---------|---------------|----------------|---|-------|

2002 INDIANAPOLIS - NO. 5 SEED (0-1)

| | | | | |
|--------|---------------|-------------|---|-------|
| 3/8/02 | Quarterfinals | Indiana (4) | L | 67-56 |
|--------|---------------|-------------|---|-------|

2003 CHICAGO - NO. 5 SEED (1-1)

| | | | | |
|---------|---------------|----------------|---|-------|
| 3/14/03 | Quarterfinals | Purdue (4) | W | 54-42 |
| 3/15/03 | Semifinals | Ohio State (8) | L | 55-54 |

2004 INDIANAPOLIS - NO. 3 SEED (1-1)

| | | | | |
|---------|---------------|------------------|---|-------|
| 3/12/04 | Quarterfinals | Northwestern (6) | W | 68-55 |
| 3/13/04 | Semifinals | Wisconsin (2) | L | 68-66 |

2005 CHICAGO - NO. 2 SEED (0-1)

| | | | | |
|---------|---------------|----------|---|-------|
| 3/11/05 | Quarterfinals | Iowa (7) | L | 71-69 |
|---------|---------------|----------|---|-------|

2006 INDIANAPOLIS - NO. 6 SEED (2-1)

| | | | | |
|---------|---------------|--------------|---|-------|
| 3/9/06 | First Round | Purdue (11) | W | 70-58 |
| 3/10/06 | Quarterfinals | Illinois (3) | W | 61-56 |
| 3/9/06 | Semifinals | Iowa (2) | L | 53-48 |

2007 CHICAGO - NO. 7 SEED (1-1)

| | | | | |
|--------|---------------|-------------------|---|-------|
| 3/8/07 | First Round | Northwestern (10) | W | 62-57 |
| 3/9/07 | Quarterfinals | Wisconsin (2) | L | 70-57 |

2008 INDIANAPOLIS - NO. 4 SEED (1-1)

| | | | | |
|---------|---------------|----------------|---|-------|
| 3/14/08 | Quarterfinals | Ohio State (5) | W | 67-60 |
| 3/15/08 | Semifinals | Wisconsin (1) | L | 65-63 |

2009 INDIANAPOLIS - NO. 1 SEED (1-1)

| | | | | |
|---------|---------------|----------------|---|-------|
| 3/13/09 | Quarterfinals | Minnesota (8) | W | 64-56 |
| 3/14/09 | Semifinals | Ohio State (5) | L | 82-70 |

2010 INDIANAPOLIS - NO. 3 SEED (0-1)

| | | | | |
|---------|---------------|---------------|---|-----------|
| 3/12/10 | Quarterfinals | Minnesota (6) | L | 72-67, OT |
|---------|---------------|---------------|---|-----------|

2011 INDIANAPOLIS - NO. 7 SEED (2-1)

| | | | | |
|---------|---------------|----------------|---|-------|
| 3/10/11 | First Round | Iowa (10) | W | 85-66 |
| 3/11/11 | Quarterfinals | Purdue (2) | W | 74-56 |
| 3/12/11 | Semifinals | Penn State (6) | L | 61-48 |

2012 INDIANAPOLIS - NO. 1 SEED (3-0) - BIG TEN CHAMPIONS


| | | | | |
|---------|---------------|----------------|---|-------|
| 3/9/12 | Quarterfinals | Iowa (8) | W | 92-75 |
| 3/10/12 | Semifinals | Wisconsin (4) | W | 65-52 |
| 3/11/12 | Finals | Ohio State (3) | W | 68-64 |

2013 CHICAGO - NO. 3 SEED (1-1)

| | | | | |
|---------|---------------|----------------|---|-------|
| 3/15/13 | Quarterfinals | Iowa (6) | W | 59-56 |
| 3/16/13 | Semifinals | Ohio State (2) | L | 61-58 |

2014 INDIANAPOLIS - NO. 3 SEED (3-0) - BIG TEN CHAMPIONS

| | | | | |
|---------|---------------|-------------------|---|-------|
| 3/14/14 | Quarterfinals | Northwestern (11) | W | 67-51 |
| 3/15/14 | Semifinals | Wisconsin (2) | W | 83-75 |
| 3/16/14 | Finals | Michigan (1) | W | 69-55 |



A.J. Granger led MSU with 17 points against Illinois in the 2000 championship game.



Draymond Green was Most Outstanding Player in 2012, leading MSU to its third tournament crown.



Branden Dawson was named Most Outstanding Player of the 2014 Tournament, averaging 15.0 points on .750 FG%.



BIG TEN TOURNAMENT RECORDS

SPARTANS

INDIVIDUAL

| POINTS | NO. | DATE (OPPONENT) |
|-----------------|-----|-----------------------------|
| 1. Kalin Lucas | 30 | March 11, 2011 (Purdue) |
| 2. Drew Neitzel | 28 | March 14, 2008 (Ohio State) |
| 3. Drew Neitzel | 26 | March 15, 2008 (Wisconsin) |

| FIELD GOALS | NO. | DATE (OPPONENT) |
|--|-----|-----------------------------|
| 1. Draymond Green | 10 | March 10, 2011 (Iowa) |
| 2. Drew Neitzel | 9 | March 14, 2008 (Ohio State) |
| 3. Five occasions with eight field goals | | |

| FIELD-GOAL ATT. | NO. | DATE (OPPONENT) |
|-------------------|-----|----------------------------|
| 1. Draymond Green | 23 | March 10, 2011 (Iowa) |
| 2. Drew Neitzel | 18 | March 15, 2008 (Wisconsin) |
| Maurice Ager | 18 | March 11, 2006 (Iowa) |
| Marcus Taylor | 18 | March 8, 2002 (Indiana) |
| Mateen Cleaves | 18 | March 10, 1998 (Minnesota) |

| FG PCT. (MIN. 10 ATT.) | NO. | DATE (OPPONENT) |
|------------------------|-------------|-------------------------------|
| 1. Adreian Payne | .700 (7-10) | March 15, 2014 (Wis.) |
| Paul Davis | .700 (7-10) | March 10, 2006 (Illinois) |
| 3. Branden Dawson | .667 (8-12) | March 14, 2014 (Northwestern) |

| FREE THROWS | NO. | DATE (OPPONENT) |
|------------------|-----|----------------------------|
| 1. Kalin Lucas | 10 | March 11, 2011 (Purdue) |
| 2. Raymar Morgan | 9 | March 12, 2010 (Minnesota) |
| Paul Davis | 9 | March 11, 2006 (Iowa) |

| FREE-THROW ATT. | NO. | DATE (OPPONENT) |
|-------------------|-----|----------------------------|
| 1. Raymar Morgan | 14 | March 12, 2010 (Minnesota) |
| 2. Draymond Green | 12 | March 10, 2012 (Wisconsin) |
| 3. Kalin Lucas | 11 | March 11, 2011 (Purdue) |
| Paul Davis | 11 | March 11, 2006 (Iowa) |

| FT PCT. (MIN. 8 ATT.) | NO. | DATE (OPPONENT) |
|-----------------------|--------------|---------------------------|
| 1. Kalin Lucas | .909 (10-11) | March 11, 2011 (Purdue) |
| 2. Kalin Lucas | .875 (7-8) | March 14, 2009 (Ohio St.) |
| Andre Hutson | .875 (7-8) | March 9, 2001 (Penn St.) |

| 3-POINT FIELD GOALS | NO. | DATE (OPPONENT) |
|---------------------|-----|------------------------------|
| 1. Drew Neitzel | 6 | March 14, 2008 (Ohio State) |
| 2. Drew Neitzel | 5 | March 8, 2007 (Northwestern) |
| Maurice Ager | 5 | March 11, 2006 (Iowa) |

| 3-POINT FG ATT. | NO. | DATE (OPPONENT) |
|-------------------|-----|-----------------------------|
| 1. Drew Neitzel | 12 | March 14, 2008 (Ohio State) |
| 2. Mateen Cleaves | 11 | March 6, 1998 (Minnesota) |
| 3. Drew Neitzel | 10 | March 15, 2008 (Wisconsin) |
| Maurice Ager | 10 | March 11, 2006 (Iowa) |

| REBOUNDS | NO. | DATE (OPPONENT) |
|-------------------|-----|----------------------------|
| 1. Draymond Green | 16 | March 10, 2012 (Wisconsin) |
| 2. Draymond Green | 14 | March 10, 2011 (Iowa) |
| 3. Draymond Green | 13 | March 11, 2011 (Purdue) |
| Antonio Smith | 13 | March 7, 1999 (Illinois) |

| ASSISTS | NO. | DATE (OPPONENT) |
|-------------------|-----|------------------------------|
| 1. Mateen Cleaves | 11 | March 6, 1999 (Wisconsin) |
| 2. Mateen Cleaves | 10 | March 7, 1999 (Illinois) |
| 3. Drew Neitzel | 8 | March 9, 2007 (Wisconsin) |
| Mateen Cleaves | 8 | March 5, 1999 (Northwestern) |

| STEALS | NO. | DATE (OPPONENT) |
|-----------------------------------|-----|----------------------------|
| 1. Kalin Lucas | 5 | March 12, 2010 (Minnesota) |
| 2. Jason Richardson | 4 | March 9, 2001 (Penn State) |
| 3. Eleven occasions with 3 steals | | |

| BLOCKS | NO. | DATE (OPPONENT) |
|--------------------------------|-----|-----------------------------|
| 1. Adreian Payne | 4 | March 11, 2012 (Ohio State) |
| Delvon Roe | 4 | March 11, 2011 (Purdue) |
| 3. Six occasions with 3 blocks | | |

TEAM

| POINTS | NO. | DATE |
|------------------|-----|----------------|
| 1. vs. Iowa | 92 | March 9, 2012 |
| 2. vs. Wisconsin | 83 | March 15, 2014 |
| 3. vs. Illinois | 76 | March 12, 2000 |

| FIELD GOALS | NO. | DATE |
|------------------|-----|----------------|
| 1. vs. Iowa | 32 | March 9, 2012 |
| 2. vs. Wisconsin | 29 | March 15, 2014 |
| 3. vs. Illinois | 28 | March 7, 1999 |

| FIELD-GOAL ATT. | NO. | DATE |
|---------------------|-----|----------------|
| 1. vs. Ohio State | 71 | March 14, 2009 |
| 2. vs. Northwestern | 60 | March 14, 2014 |
| vs. Ohio State | 60 | March 14, 2008 |

| FIELD-GOAL PCT. | NO. | DATE |
|---------------------|--------------|----------------|
| 1. vs. Northwestern | .619 (26-42) | March 12, 2004 |
| 2. vs. Iowa | .582 (32-55) | March 9, 2012 |
| 3. vs. Northwestern | .579 (22-38) | March 8, 2007 |

| FREE THROWS | NO. | DATE |
|---------------|-----|----------------|
| 1. vs. Purdue | 25 | March 11, 2011 |
| vs. Minnesota | 25 | March 6, 1998 |
| 3. vs. Iowa | 20 | March 9, 2012 |

| FREE-THROW ATT. | NO. | DATE |
|------------------|-----|----------------|
| 1. vs. Minnesota | 34 | March 12, 2010 |
| 2. vs. Minnesota | 33 | March 6, 1998 |
| 3. vs. Purdue | 31 | March 11, 2011 |
| vs. Minnesota | 31 | March 13, 2009 |

| FREE-THROW PCT. | NO. | DATE |
|------------------|--------------|----------------|
| 1. vs. Illinois | .895 (17-19) | March 12, 2000 |
| 2. vs. Wisconsin | .833 (10-12) | March 6, 1999 |
| 3. vs. Wisconsin | .818 (9-11) | March 13, 2004 |

| 3-POINT FIELD GOALS | NO. | DATE |
|---------------------|-----|----------------|
| 1. vs. Ohio State | 9 | March 11, 2012 |
| 2. vs. Northwestern | 8 | March 14, 2014 |
| vs. Iowa | 8 | March 9, 2012 |
| vs. Penn State | 8 | March 12, 2011 |
| vs. Northwestern | 8 | March 12, 2004 |

| 3-POINT FG ATT. | NO. | DATE |
|-------------------|-----|----------------|
| 1. vs. Penn State | 23 | March 12, 2011 |
| vs. Iowa | 23 | March 11, 2006 |
| 3. vs. Minnesota | 22 | March 6, 1998 |

| REBOUNDS | NO. | DATE |
|------------------|-----|----------------|
| 1. vs. Minnesota | 42 | March 6, 1998 |
| 2. vs. Purdue | 41 | March 11, 2011 |
| vs. Ohio State | 41 | March 14, 2008 |

| ASSISTS | NO. | DATE |
|---------------------|-----|----------------|
| 1. vs. Illinois | 21 | March 12, 2000 |
| 2. vs. Northwestern | 20 | March 8, 2007 |
| vs. Northwestern | 20 | March 12, 2004 |
| vs. Illinois | 20 | March 7, 1999 |

| STEALS | NO. | DATE |
|------------------|-----|----------------|
| 1. vs. Minnesota | 11 | March 12, 2010 |
| 2. vs. Iowa | 9 | March 15, 2013 |
| vs. Ohio State | 9 | March 14, 2009 |
| vs. Illinois | 9 | March 7, 1999 |
| vs. Northwestern | 9 | March 5, 1999 |

| BLOCKS | NO. | DATE |
|---------------------|-----|----------------|
| 1. vs. Purdue | 10 | March 14, 2003 |
| 2. vs. Northwestern | 8 | March 14, 2014 |
| vs. Iowa | 8 | March 9, 2012 |
| vs. Purdue | 8 | March 11, 2011 |



NCAA TOURNAMENT HISTORY

NCAA TOURNAMENT APPEARANCES: 29**NCAA TOURNAMENT RECORD:** 59-27**FINAL FOUR APPEARANCES:** 8

(1957, 1979, 1999, 2000, 2001, 2005, 2009, 2010)

NCAA CHAMPIONSHIPS: 2 (1979, 2000)**1957 MIDEAST REGIONAL (2-2) -- FINAL FOUR**

| | | | | |
|---------|---|----------------|---|-------------|
| 3/15/57 | Regional Semifinal (Lexington, Ky.) | Notre Dame | W | 85-83 |
| 3/16/57 | Regional Final (Lexington, Ky.) | Kentucky | W | 80-68 |
| 3/22/57 | National Semifinal (Kansas City, Mo.) | North Carolina | L | 74-70 (3OT) |
| 3/23/57 | National Consolation (Kansas City, Mo.) | San Francisco | L | 67-60 |

1959 MIDEAST REGIONAL (1-1)

| | | | | |
|---------|-------------------------------------|------------|---|-------|
| 3/13/59 | Regional Semifinal (Evanston, Ill.) | Marquette | W | 74-69 |
| 3/14/59 | Regional Final (Evanston, Ill.) | Louisville | L | 88-81 |

1978 MIDEAST REGIONAL (2-1)

| | | | | |
|---------|-----------------------------------|------------------|---|-------|
| 3/11/78 | First Round (Indianapolis, Ind.) | Providence | W | 77-63 |
| 3/16/78 | Regional Semifinal (Dayton, Ohio) | Western Kentucky | W | 90-69 |
| 3/18/78 | Regional Final (Dayton, Ohio) | Kentucky | L | 52-49 |

1979 MIDEAST REGIONAL - NO. 2 SEED (5-0) -- NCAA CHAMPS

| | | | | |
|---------|---|---------------------|---|--------|
| 3/11/79 | Second Round (Murfreesboro, Tenn.) | Lamar (10) | W | 95-64 |
| 3/16/79 | Regional Semifinal (Indianapolis, Ind.) | Louisiana State (3) | W | 87-71 |
| 3/18/79 | Regional Final (Indianapolis, Ind.) | Notre Dame (1) | W | 80-68 |
| 3/24/79 | National Semifinal (Salt Lake City, Utah) | Pennsylvania (9) | W | 101-67 |
| 3/26/79 | National Final (Salt Lake City, Utah) | Indiana State (1) | W | 75-64 |

1985 MIDWEST REGIONAL - NO. 10 SEED (0-1)

| | | | | |
|---------|------------------------------|---------------------|---|-------|
| 3/15/85 | First Round (Houston, Texas) | Ala.-Birmingham (7) | L | 70-68 |
|---------|------------------------------|---------------------|---|-------|

1986 MIDWEST REGIONAL - NO. 5 SEED (2-1)

| | | | | |
|---------|---------------------------------------|-----------------|---|------------|
| 3/13/86 | First Round (Dayton, Ohio) | Washington (12) | W | 72-70 |
| 3/15/86 | Second Round (Dayton, Ohio) | Georgetown (4) | W | 80-68 |
| 3/21/86 | Regional Semifinal (Kansas City, Mo.) | Kansas (1) | L | 96-86 (OT) |

1990 SOUTHEAST REGIONAL - NO. 1 SEED (2-1)

| | | | | |
|---------|---------------------------------------|----------------------|---|------------|
| 3/15/90 | First Round (Knoxville, Tenn.) | Murray State (16) | W | 75-71 (OT) |
| 3/17/90 | Second Round (Knoxville, Tenn.) | UC Santa Barbara (9) | W | 62-58 |
| 3/23/90 | Regional Semifinal (New Orleans, La.) | Georgia Tech (4) | L | 81-80 (OT) |

1991 WEST REGIONAL - NO. 5 SEED (1-1)

| | | | | |
|---------|------------------------------|-------------------|---|-------------|
| 3/15/91 | First Round (Tucson, Ariz.) | UW-Green Bay (12) | W | 60-58 |
| 3/17/91 | Second Round (Tucson, Ariz.) | Utah (4) | L | 85-84 (2OT) |

1992 MIDWEST REGIONAL - NO. 5 SEED (1-1)

| | | | | |
|---------|-----------------------------|----------------------|---|-------|
| 3/20/92 | First Round (Dayton, Ohio) | SW Missouri St. (12) | W | 61-54 |
| 3/22/92 | Second Round (Dayton, Ohio) | Cincinnati (4) | L | 72-65 |

1994 SOUTHEAST REGIONAL - NO. 7 SEED (1-1)

| | | | | |
|---------|-------------------------------------|-----------------|---|-------|
| 3/18/94 | First Round (St. Petersburg, Fla.) | Seton Hall (10) | W | 84-73 |
| 3/20/94 | Second Round (St. Petersburg, Fla.) | Duke (2) | L | 85-74 |

1995 SOUTHEAST REGIONAL - NO. 3 SEED (0-1)

| | | | | |
|---------|---------------------------------|------------------|---|-------|
| 3/17/95 | First Round (Tallahassee, Fla.) | Weber State (14) | L | 79-72 |
|---------|---------------------------------|------------------|---|-------|

1998 EAST REGIONAL - NO. 4 SEED (2-1)

| | | | | |
|---------|---------------------------------------|-----------------------|---|-------|
| 3/12/98 | First Round (Hartford, Conn.) | Eastern Michigan (13) | W | 83-71 |
| 3/14/98 | Second Round (Hartford, Conn.) | Princeton (5) | W | 63-56 |
| 3/19/98 | Regional Semifinal (Greensboro, N.C.) | North Carolina (1) | L | 73-58 |

1999 MIDWEST REGIONAL - NO. 1 SEED (4-1) -- FINAL FOUR

| | | | | |
|---------|---|-----------------------|---|-------|
| 3/12/99 | First Round (Milwaukee, Wis.) | Mount St. Mary's (16) | W | 76-53 |
| 3/14/99 | Second Round (Milwaukee, Wis.) | Mississippi (9) | W | 74-66 |
| 3/19/99 | Regional Semifinal (St. Louis, Mo.) | Oklahoma (13) | W | 54-46 |
| 3/21/99 | Regional Final (St. Louis, Mo.) | Kentucky (3) | W | 73-66 |
| 3/27/99 | National Semifinal (St. Petersburg, Fla.) | Duke (1) | L | 68-62 |

2000 MIDWEST REGIONAL - NO. 1 SEED (6-0) -- NCAA CHAMPS


| | | | | |
|---------|--|-----------------|---|-------|
| 3/16/00 | First Round (Cleveland, Ohio) | Valparaiso (16) | W | 65-38 |
| 3/18/00 | Second Round (Cleveland, Ohio) | Utah (8) | W | 73-61 |
| 3/23/00 | Regional Semifinal (Auburn Hills, Mich.) | Syracuse (4) | W | 75-58 |
| 3/25/00 | Regional Final (Auburn Hills, Mich.) | Iowa State (2) | W | 75-64 |
| 4/1/00 | National Semifinal (Indianapolis, Ind.) | Wisconsin (8) | W | 53-41 |
| 4/3/00 | National Final (Indianapolis, Ind.) | Florida (5) | W | 89-76 |



Greg Kelser led all scorers with 19 points vs. Kentucky in 1978.



Averaging nearly 25 points, Scott Skiles led MSU to the 1986 Sweet 16.




Steve Smith scored 32 points in MSU's heartbreaking overtime loss to Georgia Tech in the 1990 Regional Semifinals.



NCAA TOURNAMENT HISTORY

SPARTANS



Mateen Cleaves helped MSU advance to the 1998 Sweet Sixteen for the first time since 1990.



Andre Hutson outscored and outrebounded Marcus Fizer in the 2000 Regional Final.



Paul Davis slams home the game-tying basket vs. Maryland in 2003.

2001 SOUTH REGIONAL - NO. 1 SEED (4-1) -- FINAL FOUR

| | | | | |
|---------|---|--------------------|---|-------|
| 3/16/01 | First Round (Memphis, Tenn.) | Alabama State (16) | W | 69-35 |
| 3/18/01 | Second Round (Memphis, Tenn.) | Fresno State (9) | W | 81-65 |
| 3/23/01 | Regional Semifinal (Atlanta, Ga.) | Gonzaga (12) | W | 77-62 |
| 3/25/01 | Regional Final (Atlanta, Ga.) | Temple (11) | W | 69-62 |
| 3/31/01 | National Semifinal (Minneapolis, Minn.) | Arizona (2) | L | 80-61 |

2002 EAST REGIONAL - NO. 10 SEED (0-1)

| | | | | |
|---------|--------------------------------|------------------------|---|-------|
| 3/15/02 | First Round (Washington, D.C.) | North Carolina St. (7) | L | 69-58 |
|---------|--------------------------------|------------------------|---|-------|

2003 SOUTH REGIONAL - NO. 7 SEED (3-1)

| | | | | |
|---------|---|---------------|---|-------|
| 3/21/03 | First Round (Tampa, Fla.) | Colorado (10) | W | 79-64 |
| 3/23/03 | Second Round (Tampa, Fla.) | Florida (2) | W | 68-46 |
| 3/28/03 | Regional Semifinal (San Antonio, Texas) | Maryland (6) | W | 60-58 |
| 3/30/03 | Regional Final (San Antonio, Texas) | Texas (1) | L | 85-76 |

2004 ST. LOUIS REGIONAL - NO. 7 SEED (0-1)

| | | | | |
|---------|------------------------------|-------------|---|-------|
| 3/18/04 | First Round (Seattle, Wash.) | Nevada (10) | L | 72-66 |
|---------|------------------------------|-------------|---|-------|

2005 AUSTIN REGIONAL - NO. 5 SEED (4-1) -- FINAL FOUR

| | | | | |
|---------|-------------------------------------|--------------------|---|-------------|
| 3/18/05 | First Round (Worcester, Mass.) | Old Dominion (12) | W | 89-81 |
| 3/20/05 | Second Round (Worcester, Mass.) | Vermont (13) | W | 72-61 |
| 3/25/05 | Regional Semifinal (Austin, Texas) | Duke (1) | W | 78-68 |
| 3/27/05 | Regional Final (Austin, Texas) | Kentucky (2) | W | 94-88 (20T) |
| 4/2/05 | National Semifinal (St. Louis, Mo.) | North Carolina (1) | L | 87-71 |

2006 WASHINGTON D.C. REGIONAL - NO. 6 SEED (0-1)

| | | | | |
|---------|----------------------------|-------------------|---|-------|
| 3/17/06 | First Round (Dayton, Ohio) | George Mason (11) | L | 75-65 |
|---------|----------------------------|-------------------|---|-------|

2007 EAST REGIONAL - NO. 9 SEED (1-1)

| | | | | |
|---------|------------------------------------|--------------------|---|-------|
| 3/15/07 | First Round (Winston-Salem, N.C.) | Marquette (8) | W | 61-49 |
| 3/17/07 | Second Round (Winston-Salem, N.C.) | North Carolina (1) | L | 81-67 |

2008 SOUTH REGIONAL - NO. 5 SEED (2-1)

| | | | | |
|---------|-------------------------------------|----------------|---|-------|
| 3/20/08 | First Round (Denver, Colo.) | Temple (12) | W | 72-61 |
| 3/22/08 | Second Round (Denver, Colo.) | Pittsburgh (4) | W | 65-54 |
| 3/28/08 | Regional Semifinal (Houston, Texas) | Memphis (1) | L | 92-74 |

2009 MIDWEST REGIONAL - NO. 2 SEED (5-1) -- FINAL FOUR

| | | | | |
|---------|---|--------------------|---|-------|
| 3/20/09 | First Round (Minneapolis, Minn.) | Robert Morris (15) | W | 77-62 |
| 3/22/09 | Second Round (Minneapolis, Minn.) | USC (10) | W | 74-69 |
| 3/27/09 | Regional Semifinal (Indianapolis, Ind.) | Kansas (3) | W | 67-62 |
| 3/29/09 | Regional Final (Indianapolis, Ind.) | Louisville (1) | W | 64-52 |
| 4/4/09 | National Semifinal (Detroit, Mich.) | Connecticut (1) | W | 82-73 |
| 4/6/09 | National Final (Detroit, Mich.) | North Carolina (1) | L | 89-72 |

2010 MIDWEST REGIONAL - NO. 5 SEED (4-1) -- FINAL FOUR

| | | | | |
|---------|---|---------------------|---|-------|
| 3/19/10 | First Round (Spokane, Wash.) | New Mexico St. (12) | W | 70-67 |
| 3/21/10 | Second Round (Spokane, Wash.) | Maryland (4) | W | 85-83 |
| 3/26/10 | Regional Semifinal (St. Louis, Mo.) | Northern Iowa (9) | W | 59-52 |
| 3/28/10 | Regional Final (St. Louis, Mo.) | Tennessee (6) | W | 70-69 |
| 4/3/10 | National Semifinal (Indianapolis, Ind.) | Butler (5) | L | 52-50 |

2011 SOUTHEAST REGIONAL - NO. 10 SEED (0-1)

| | | | | |
|---------|----------------------------|----------|---|-------|
| 3/17/11 | Second Round (Tampa, Fla.) | UCLA (7) | L | 78-76 |
|---------|----------------------------|----------|---|-------|

2012 WEST REGIONAL - NO. 1 SEED (2-1)

| | | | | |
|---------|-------------------------------------|-------------------|---|-------|
| 3/16/12 | Second Round (Columbus, Ohio) | LIU Brooklyn (16) | W | 89-67 |
| 3/18/12 | Third Round (Columbus, Ohio) | Saint Louis (9) | W | 65-61 |
| 3/22/12 | Regional Semifinal (Phoenix, Ariz.) | Louisville (4) | L | 57-44 |

2013 MIDWEST REGIONAL - NO. 3 SEED (2-1)

| | | | | |
|---------|---|-----------------|---|-------|
| 3/21/13 | Second Round (Auburn Hills, Mich.) | Valparaiso (14) | W | 65-54 |
| 3/23/13 | Third Round (Auburn Hills, Mich.) | Memphis (6) | W | 70-48 |
| 3/29/13 | Regional Semifinal (Indianapolis, Ind.) | Duke (2) | L | 71-61 |

2014 EAST REGIONAL - NO. 4 SEED (3-1)

| | | | | |
|---------|-------------------------------------|-----------------|---|-------|
| 3/20/14 | Second Round (Spokane, Wash.) | Delaware (13) | W | 93-78 |
| 3/22/14 | Third Round (Spokane, Wash.) | Harvard (12) | W | 80-73 |
| 3/28/14 | Regional Semifinal (New York, N.Y.) | Virginia (9) | W | 61-59 |
| 3/30/14 | Regional Final (New York, N.Y.) | Connecticut (7) | L | 54-60 |



NCAA TOURNAMENT RECORDS

INDIVIDUAL

| POINTS | NO. | DATE (OPPONENT) |
|------------------|-----|-------------------------------|
| 1. Adreian Payne | 41 | March 20, 2014 (Delaware) |
| 2. Greg Kelsner | 34 | March 18, 1979 (Notre Dame) |
| 3. Steve Smith | 32 | March 23, 1990 (Georgia Tech) |
| Jay Vincent | 32 | March 15, 1985 (UAB) |

| FIELD GOALS | NO. | DATE (OPPONENT) |
|-----------------|-----|-------------------------------|
| 1. Greg Kelsner | 15 | March 18, 1979 (Notre Dame) |
| 2. Steve Smith | 13 | March 23, 1990 (Georgia Tech) |
| Sam Vincent | 13 | March 15, 1985 (UAB) |

| FIELD-GOAL ATT. | NO. | DATE (OPPONENT) |
|------------------|-----|------------------------------|
| 1. Drew Neitzel | 27 | March 17, 2007 (N. Carolina) |
| 2. Greg Kelsner | 25 | March 18, 1979 (Notre Dame) |
| 3. Shawn Respert | 23 | March 17, 1995 (Weber State) |
| Sam Vincent | 23 | March 15, 1985 (UAB) |

| FG PCT. (MIN. 10 ATT.) | NO. | DATE (OPPONENT) |
|------------------------|--------------|------------------------|
| 1. Earvin Johnson | .900 (9-10) | March 24, 1979 (Penn) |
| Greg Kelsner | .900 (9-10) | March 11, 1978 (Prov.) |
| 3. Darryl Johnson | .846 (11-13) | March 13, 1986 (Wash.) |

| FREE THROWS | NO. | DATE (OPPONENT) |
|-------------------|-----|-----------------------------|
| 1. Adreian Payne | 17 | March 20, 2014 (Delaware) |
| 2. Earvin Johnson | 14 | March 16, 1979 (LSU) |
| 3. Shawn Respert | 13 | March 18, 1994 (Seton Hall) |

| FREE-THROW ATT. | NO. | DATE (OPPONENT) |
|-------------------|-----|-----------------------------|
| 1. Adreian Payne | 17 | March 20, 2014 (Delaware) |
| 2. Earvin Johnson | 15 | March 16, 1979 (LSU) |
| 3. Shawn Respert | 14 | March 18, 1994 (Seton Hall) |

| FT PCT. (MIN. 10 ATT.) | NO. | DATE (OPPONENT) |
|------------------------|---------------|----------------------|
| 1. Adreian Payne | 1.000 (17-17) | March 20, 2014 |
| Maurice Ager | 1.000 (10-10) | April 2, 2005 (UNC) |
| 3. Earvin Johnson | .933 (14-15) | March 16, 1979 (LSU) |

| 3-POINT FIELD GOALS | NO. | DATE (OPPONENT) |
|---------------------|-----|------------------------------|
| 1. Shawn Respert | 7 | March 17, 1995 (Weber State) |
| 2. Durrell Summers | 6 | March 21, 2010 (Maryland) |
| Drew Neitzel | 6 | March 17, 2007 (N. Carolina) |

| 3-POINT FG ATT. | NO. | DATE (OPPONENT) |
|------------------|-----|----------------------------------|
| 1. Drew Neitzel | 17 | March 17, 2007 (N. Carolina) |
| Shawn Respert | 17 | March 17, 1995 (Weber State) |
| 3. Marcus Taylor | 13 | March 15, 2002 (N. Carolina St.) |

| REBOUNDS | NO. | DATE (OPPONENT) |
|-----------------|-----|------------------------------|
| 1. Johnny Green | 27 | March 15, 1957 (Notre Dame) |
| 2. Johnny Green | 23 | March 14, 1959 (Louisville) |
| 3. Johnny Green | 19 | March 22, 1957 (N. Carolina) |

| ASSISTS | NO. | DATE (OPPONENT) |
|-------------------|-----|------------------------------|
| 1. Earvin Johnson | 14 | March 16, 1978 (W. Kentucky) |
| 2. Earvin Johnson | 13 | March 18, 1979 (Notre Dame) |
| 3. Earvin Johnson | 12 | March 16, 1979 (LSU) |

| STEALS | NO. | DATE (OPPONENT) |
|------------------|-----|-----------------------------|
| 1. Korie Lucious | 5 | March 28, 2010 (Tennessee) |
| Raymar Morgan | 5 | April 4, 2009 (Connecticut) |
| Goran Suton | 5 | March 27, 2009 (Kansas) |
| Alan Anderson | 5 | March 25, 2005 (Duke) |
| Eric Snow | 5 | March 18, 1994 (Seton Hall) |

| BLOCKS | NO. | DATE (OPPONENT) |
|------------------|-----|----------------------------|
| 1. Adreian Payne | 5 | March 23, 2013 (Memphis) |
| 2. Greg Kelsner | 4 | March 24, 1979 (Penn) |
| 3. Delvon Roe | 3 | March 28, 2010 (Tennessee) |
| Raymar Morgan | 3 | March 21, 2010 (Maryland) |

TEAM

| POINTS | NO. | DATE |
|-----------------|-----|----------------|
| 1. vs. Penn | 101 | March 24, 1979 |
| 2. vs. Lamar | 95 | March 11, 1979 |
| 3. vs. Kentucky | 94 | March 27, 2005 |

| FIELD GOALS | NO. | DATE |
|---------------------|-----|----------------|
| 1. vs. Lamar | 42 | March 11, 1979 |
| 2. vs. LIU Brooklyn | 40 | March 16, 2012 |
| 3. vs. Penn | 38 | March 24, 1979 |

| FIELD-GOAL ATT. | NO. | DATE |
|-------------------|-----|----------------|
| 1. vs. Notre Dame | 91 | March 15, 1957 |
| 2. vs. Kentucky | 87 | March 16, 1957 |
| 3. vs. Louisville | 84 | March 14, 1959 |

| FIELD-GOAL PCT. | NO. | DATE |
|----------------------|--------------|----------------|
| 1. vs. Providence | .635 (33-52) | March 11, 1978 |
| 2. vs. Indiana State | .605 (26-43) | March 24, 1979 |
| 3. vs. Washington | .596 (31-52) | March 13, 1986 |

| FREE THROWS | NO. | DATE |
|---------------------|-----|----------------|
| 1. vs. Old Dominion | 28 | March 18, 2005 |
| vs. Georgetown | 28 | March 13, 1986 |
| 3. vs. LSU | 27 | March 16, 1979 |

| FREE-THROW ATT. | NO. | DATE |
|---------------------|-----|----------------|
| 1. vs. Old Dominion | 36 | March 18, 2005 |
| vs. LSU | 36 | March 16, 1979 |
| vs. North Carolina | 36 | March 22, 1957 |

| FREE-THROW PCT. | NO. | DATE |
|---------------------------|--------------|----------------|
| 1. vs. North Carolina St. | .944 (17-18) | March 15, 2002 |
| vs. Cincinnati | .944 (17-18) | March 22, 1992 |
| 3. vs. Kansas | .941 (16-17) | March 27, 2009 |

| 3-POINT FIELD GOALS | NO. | DATE |
|---------------------|-----|----------------|
| 1. vs. Connecticut | 11 | March 30, 2014 |
| vs. Florida | 11 | April 3, 2000 |
| vs. Syracuse | 11 | March 23, 2000 |

| 3-POINT FG ATTEMPTS | NO. | DATE |
|---------------------|-----|----------------|
| 1. vs. Connecticut | 29 | March 30, 2014 |
| 2. vs. George Mason | 26 | March 17, 2006 |
| 3. vs. UCLA | 25 | March 17, 2011 |
| vs. North Carolina | 25 | March 19, 1998 |

| REBOUNDS | NO. | DATE |
|-----------------------|-----|----------------|
| 1. vs. North Carolina | 68 | March 22, 1957 |
| 2. vs. San Francisco | 60 | March 23, 1957 |
| vs. Notre Dame | 60 | March 15, 1957 |

| ASSISTS | NO. | DATE |
|-------------------------|-----|----------------|
| 1. vs. Western Kentucky | 25 | March 16, 1978 |
| 2. vs. Indiana State | 24 | March 26, 1979 |
| vs. Penn | 24 | March 24, 1979 |

| STEALS | NO. | DATE |
|-------------------|-----|----------------|
| 1. vs. Kansas | 13 | March 27, 2009 |
| vs. Duke | 13 | March 25, 2005 |
| 3. vs. Seton Hall | 12 | March 18, 1994 |

| BLOCKS | NO. | DATE |
|---------------|-----|----------------|
| 1. vs. UCLA | 8 | March 17, 2011 |
| vs. Tennessee | 8 | March 28, 2010 |
| vs. Gonzaga | 8 | March 23, 2001 |



NCAA TOURNAMENT FACTOIDS

SPARTANS

CONSECUTIVE NCAA TOURNAMENTS
SCHOOL APPEARANCES

| | |
|-------------------|----|
| 1. Kansas | 25 |
| 2. Duke | 19 |
| 3. Michigan State | 17 |

NCAA CHAMPIONSHIPS

SCHOOL TITLES

| | |
|----------------|----|
| 1. UCLA | 11 |
| 2. Kentucky | 8 |
| 3. Indiana | 5 |
| North Carolina | 5 |
| 5. Connecticut | 4 |
| Duke | 4 |
| 7. Kansas | 3 |
| Louisville | 3 |

9. Six tied at 2, including MSU

FINAL FOUR APPEARANCES

SCHOOL APPEARANCES

| | |
|-------------------|----|
| 1. North Carolina | 18 |
| 2. UCLA* | 17 |
| 3. Kentucky | 16 |
| 4. Duke | 15 |
| 5. Kansas | 14 |
| 6. Ohio State | 11 |
| 7. Louisville | 10 |
| 8. Michigan State | 8 |
| Indiana | 8 |
| 10. Arkansas | 6 |
| Cincinnati | 6 |
| Oklahoma State | 6 |

FINAL FOUR APPEARANCES SINCE 1999

SCHOOL APPEARANCES

| | |
|-----------------------|---|
| 1. Michigan State | 6 |
| 2. Connecticut | 5 |
| 3. Duke | 4 |
| Florida | 4 |
| Kansas | 4 |
| North Carolina | 4 |
| 7. Four tied at three | |

NCAA TOURNAMENT WINNING PCT.

SCHOOL PCT. (W-L)

| | |
|-------------------|---------------|
| 1. Duke | .744 (99-34) |
| 2. UCLA* | .724 (97-37) |
| 3. Florida* | .722 (39-15) |
| 4. North Carolina | .719 (110-43) |
| 5. Kentucky* | .712 (116-47) |
| 6. Kansas | .696 (96-42) |
| 7. Michigan State | .686 (59-27) |
| 8. Michigan | .677 (44-21) |
| 9. Connecticut | .667 (58-29) |
| Indiana | .667 (64-32) |

MSU NCAA TOURNAMENT

CAREER LEADERS

POINTS NO. GAMES

| | | |
|--------------------|-----|----------|
| 1. Andre Hutson | 232 | 19 games |
| 2. Greg Kelsner | 192 | 8 games |
| 3. Morris Peterson | 191 | 14 games |
| 4. Mateen Cleaves | 186 | 14 games |
| 5. Durrell Summers | 178 | 15 games |

REBOUNDS NO. GAMES

| | | |
|-------------------|-----|----------|
| 1. Andre Hutson | 128 | 19 games |
| 2. Johnny Green | 118 | 6 games |
| 3. Draymond Green | 116 | 15 games |
| 4. Goran Suton | 104 | 12 games |
| 5. Paul Davis | 95 | 11 games |

NCAA TOURNAMENT SERIES RECORDS

| OPPONENT | MSU RECORD | OPPONENT | MSU RECORD |
|------------------|------------|----------------------|------------|
| Ala.-Birmingham | 0-1 | New Mexico State | 1-0 |
| Alabama State | 1-0 | North Carolina | 0-5 |
| Arizona | 0-1 | North Carolina State | 0-1 |
| Butler | 0-1 | Northern Iowa | 1-0 |
| Cincinnati | 0-1 | Notre Dame | 2-0 |
| Colorado | 1-0 | Oklahoma | 1-0 |
| Connecticut | 1-1 | Old Dominion | 1-0 |
| Delaware | 1-0 | Pennsylvania | 1-0 |
| Duke | 1-3 | Pittsburgh | 1-0 |
| Eastern Michigan | 1-0 | Princeton | 1-0 |
| Florida | 2-0 | Providence | 1-0 |
| Fresno State | 1-0 | Robert Morris | 1-0 |
| George Mason | 0-1 | Saint Louis | 1-0 |
| Georgetown | 1-0 | San Francisco | 0-1 |
| Georgia Tech | 0-1 | Seton Hall | 1-0 |
| Gonzaga | 1-0 | SW Missouri State | 1-0 |
| Harvard | 1-0 | Syracuse | 1-0 |
| Indiana State | 1-0 | Temple | 2-0 |
| Iowa State | 1-0 | Tennessee | 1-0 |
| Kansas | 1-1 | Texas | 0-1 |
| Kentucky | 3-1 | UCLA | 0-1 |
| Lamar | 1-0 | UC-Santa Barbara | 1-0 |
| LIU Brooklyn | 1-0 | USC | 1-0 |
| Louisiana State | 1-0 | Utah | 1-1 |
| Louisville | 1-2 | Valparaiso | 2-0 |
| Marquette | 2-0 | Vermont | 1-0 |
| Maryland | 2-0 | Virginia | 1-0 |
| Memphis | 1-1 | Washington | 1-0 |
| Mississippi | 1-0 | Weber State | 0-1 |
| Mount St. Mary's | 1-0 | Western Kentucky | 1-0 |
| Murray State | 1-0 | Wisconsin | 1-0 |
| Nevada | 0-1 | UW-Green Bay | 1-0 |

TOURNAMENT SITE WIN-LOSS RECORDS

| SITE | MSU RECORD | SITE | MSU RECORD |
|---------------------|------------|----------------------|------------|
| Atlanta, Ga. | 2-0 | Minneapolis, Minn. | 2-1 |
| Auburn Hills, Mich. | 4-0 | Murfreesboro, Tenn. | 1-0 |
| Austin, Texas | 2-0 | New Orleans, La. | 0-1 |
| Cleveland, Ohio | 2-0 | New York, N.Y. | 1-1 |
| Columbus, Ohio | 2-0 | Phoenix, Ariz. | 0-1 |
| Dayton, Ohio | 4-3 | Salt Lake City, Utah | 2-0 |
| Denver, Colo. | 2-0 | San Antonio, Texas | 1-1 |
| Detroit, Mich. | 1-1 | St. Louis, Mo. | 4-1 |
| Evanston, Ill. | 1-1 | St. Petersburg, Fla. | 1-2 |
| Greensboro, N.C. | 0-1 | Seattle, Wash. | 0-1 |
| Hartford, Conn. | 2-0 | Spokane, Wash. | 4-0 |
| Houston, Texas | 0-2 | Tallahassee, Fla. | 0-1 |
| Indianapolis, Ind. | 7-2 | Tampa, Fla. | 2-1 |
| Kansas City, Mo. | 0-3 | Tucson, Ariz. | 1-1 |
| Knoxville, Tenn. | 2-0 | Washington, D.C. | 0-1 |
| Lexington, Ky. | 2-0 | Winston-Salem, N.C. | 1-1 |
| Memphis, Tenn. | 2-0 | Worcester, Mass. | 2-0 |
| Milwaukee, Wis. | 2-0 | | |

ASSISTS NO. GAMES

| | | |
|-------------------|----|----------|
| 1. Mateen Cleaves | 77 | 14 games |
| 2. Earvin Johnson | 76 | 8 games |
| 3. Kalin Lucas | 56 | 12 games |
| 4. Draymond Green | 49 | 15 games |
| Drew Neitzel | 49 | 11 games |

CONSECUTIVE FINAL FOUR APPEAR.

COACH APPEARANCES

| | |
|--|---|
| 1. John Wooden | 9 |
| 2. Mike Krzyzewski | 5 |
| 3. Eight tied at 3, including Tom Izzo | |

HIGHEST NCAA TOURNAMENT
WINNING PERCENTAGE - ACTIVE


COACH PCT. (W-L)

| | |
|--------------------|--------------|
| 1. Mike Krzyzewski | .759 (82-26) |
| 2. Rick Pitino | .746 (50-17) |
| 3. Billy Donovan | .745 (35-12) |
| 4. Roy Williams | .741 (63-22) |
| 5. John Calipari | .739 (34-12) |
| 6. Larry Brown | .737 (17-5) |
| 7. Tom Izzo | .724 (42-16) |

* Records adjusted for vacated years



1957 FINAL FOUR



In its first appearance in the NCAA Tournament, it did not take long for Michigan State to find success. In their first game of the tournament, the Spartans took on Notre Dame in Lexington, Ky. MSU took control of the game in the second half and held on through a late Notre Dame rally to advance to the Regional Finals, 85-83. Next up for MSU was the home team, third-ranked Kentucky. The Spartans came back from 12 down at the half to defeat the Wildcats, 80-68, and advance to the Final Four in their first NCAA appearance.

MSU's semifinal game was against top-ranked North Carolina and the two teams played one of the greatest games in Final Four history. The Spartans battled to the end but the Tar Heels were just too strong and took the game in three overtimes, 74-70. MSU dropped the consolation game to San Francisco, 67-60, to finish fourth. Johnny Green had an amazing tournament, totaling 77 rebounds during the tournament and averaging 19.3 boards per game. His 77 rebounds set an NCAA tournament record for most rebounds in four games, while his average ranks fourth all-time in tournament history. Green earned All-Tournament honors for his performance and he and Jack Quiggle were also named to the All-Regional team.



TOP OF PAGE: Coach Fordy Anderson's team included Jack Quiggle, Harry Lux, Larry Hedden, George Ferguson, Chuck Bencie and Bob Anderegg. ABOVE TOP: Larry Hedden posted a double-double against North Carolina in the 1957 Final Four. ABOVE MIDDLE AND ABOVE BOTTOM: Johnny Green and Jack Quiggle earned NCAA Tournament All-Regional honors in 1957.

NATIONAL SEMIFINAL

NORTH CAROLINA 74 - MICHIGAN STATE 70 (3OT)

March 22, 1957 - Kansas City, Mo.

| MICHIGAN STATE | FG | FT | REB | PF | TP |
|-----------------|--------------|--------------|-----------|-----------|-----------|
| Jack Quiggle | 6-21 | 8-10 | 10 | 1 | 20 |
| Johnny Green | 4-12 | 3-6 | 19 | 2 | 11 |
| George Ferguson | 4-8 | 2-3 | 1 | 5 | 10 |
| Larry Hedden | 4-20 | 6-7 | 15 | 5 | 14 |
| Pat Wilson | 0-3 | 2-2 | 5 | 1 | 2 |
| Robert Anderegg | 2-7 | 3-6 | 3 | 2 | 7 |
| Chuck Bencie | 1-6 | 0-0 | 2 | 1 | 2 |
| David Scott | 2-3 | 0-2 | 3 | 1 | 4 |
| TOTALS | 23-80 | 24-36 | 65 | 18 | 70 |

| NORTH CAROLINA | FG | FT | REB | PF | TP |
|-------------------|--------------|--------------|-----------|-----------|-----------|
| Lennie Rosenbluth | 11-42 | 7-9 | 3 | 1 | 29 |
| Bob Cunningham | 9-18 | 3-5 | 12 | 5 | 21 |
| Pete Brennan | 6-16 | 2-4 | 17 | 5 | 14 |
| Tommy Kearns | 1-8 | 4-5 | 6 | 4 | 6 |
| Joe Quigg | 0-1 | 2-3 | 4 | 5 | 2 |
| Danny Lotz | 0-0 | 0-1 | 4 | 1 | 0 |
| Bob Young | 1-3 | 0-1 | 2 | 1 | 2 |
| Roy Searcy | 0-0 | 0-0 | 1 | 0 | 0 |
| TOTALS | 28-88 | 18-28 | 54 | 22 | 74 |

Halftime: 29-29

First overtime: 64-64

Officials: Ogden and Lightner

Regulation score: 58-58

Second overtime: 66-66

Attendance: N/A

NATIONAL CONSOLATION

SAN FRANCISCO 67 - MICHIGAN STATE 60

March 23, 1957 - Kansas City, Mo.

| MICHIGAN STATE | FG | FT | REB | PF | TP |
|-----------------|--------------|--------------|-----------|-----------|-----------|
| Johnny Green | 4-9 | 1-1 | 13 | 5 | 9 |
| George Ferguson | 4-11 | 6-9 | 11 | 2 | 14 |
| Larry Hedden | 4-10 | 1-2 | 5 | 5 | 9 |
| Pat Wilson | 3-6 | 0-1 | 0 | 1 | 6 |
| Harry Lux | 2-2 | 1-1 | 3 | 2 | 5 |
| Robert Anderegg | 2-8 | 3-4 | 4 | 5 | 7 |
| David Scott | 2-6 | 0-1 | 3 | 1 | 4 |
| Chuck Bencie | 0-5 | 0-0 | 4 | 1 | 0 |
| Jack Quiggle | 2-6 | 2-2 | 4 | 1 | 6 |
| TOTALS | 23-63 | 14-21 | 60 | 23 | 60 |

| SAN FRANCISCO | FG | FT | REB | PF | TP |
|----------------|--------------|--------------|-----------|-----------|-----------|
| Art Day | 6-14 | 0-3 | 6 | 3 | 12 |
| Al Dunbar | 4-9 | 1-4 | 3 | 4 | 9 |
| Gene Brown | 8-18 | 6-11 | 7 | 3 | 22 |
| Mike Farmer | 4-12 | 8-9 | 2 | 1 | 16 |
| Mike Preaseau | 2-6 | 4-4 | 6 | 4 | 8 |
| Jack King | 0-2 | 0-0 | 0 | 2 | 0 |
| Bill Mallen | 0-0 | 0-0 | 1 | 0 | 0 |
| Dave Lillevand | 0-1 | 0-0 | 1 | 0 | 0 |
| TOTALS | 24-62 | 19-31 | 35 | 17 | 67 |

Halftime: San Francisco 33-30


Officials: Ogden and Lightner

Attendance: N/A



1979 FINAL FOUR

SPARTANS



Michigan State opened its championship run with a 95-64 pounding of Lamar, led by Earvin Johnson's triple-double and Greg Kelsner's 31 points. After defeating LSU, MSU met up with top seed Notre Dame in the Regional Final in what was being called the game to decide the NCAA Championship. The Spartans jumped out to a big lead early en route to an 80-68 victory. Kelsner led the way with a Spartan NCAA Tournament-record 34 points, earning All-Region MVP honors, while Johnson joined him on the All-Region Team.



In the Final Four, the Spartans took on Pennsylvania, who entered the tournament as a nine seed. Johnson recorded his second triple-double of the tournament as MSU led 50-17 at the half, finishing with a tournament team record of 101 points. In the championship game, the Spartans took on No. 1-ranked and unbeaten Indiana State, led by Larry Bird. The Spartans jumped out to a big first-half lead on their way to capturing the school's first National Championship. Kelsner and Johnson were both named to the All-Tournament team, while Johnson was named Most Outstanding Player and earned a spot on the All-Decade Team.

TOP: Earvin "Magic" Johnson celebrates MSU's first NCAA Championship by cutting down the nets. LEFT: Greg Kelsner helped hold Larry Bird to just 7-of-21 shooting in the championship game, while averaging 23.5 points in two games. RIGHT: Johnson helped Michigan State advance to the championship game by recording the only triple double in Spartan Final Four history.



NATIONAL SEMIFINAL

NO. 2 MICHIGAN STATE 101 - NO. 9 PENN 67

March 26, 1979 - Salt Lake City, Utah

| MICHIGAN ST. | FG | FT | REB | PF | TP | A | TO | BS | S | MIN |
|---------------------|--------------|--------------|-----------|-----------|------------|-----------|-----------|----------|-----------|------------|
| Michael Brkovich, f | 6-10 | 0-0 | 1 | 4 | 12 | 3 | 1 | 0 | 1 | 23 |
| Greg Kelsner, f | 12-19 | 4-6 | 9 | 2 | 28 | 3 | 3 | 4 | 1 | 33 |
| Ron Charles, c | 2-2 | 0-0 | 6 | 0 | 4 | 0 | 2 | 2 | 0 | 19 |
| Terry Donnelly, g | 3-5 | 0-0 | 3 | 0 | 6 | 3 | 0 | 0 | 0 | 24 |
| Earvin Johnson, g | 9-10 | 11-12 | 10 | 2 | 29 | 10 | 4 | 0 | 3 | 35 |
| Jay Vincent | 0-1 | 3-4 | 1 | 2 | 3 | 0 | 1 | 0 | 0 | 9 |
| Rob Gonzalez | 1-5 | 0-0 | 3 | 2 | 2 | 1 | 3 | 0 | 1 | 22 |
| Michael Longaker | 2-2 | 0-0 | 2 | 0 | 4 | 1 | 1 | 0 | 2 | 10 |
| Greg Lloyd | 0-2 | 6-7 | 1 | 1 | 6 | 1 | 2 | 0 | 2 | 7 |
| Rick Kaye | 2-2 | 1-3 | 2 | 1 | 5 | 1 | 1 | 0 | 0 | 7 |
| Jaimie Huffman | 0-0 | 0-1 | 2 | 2 | 0 | 1 | 1 | 0 | 0 | 5 |
| Gerald Gilkie | 0-1 | 0-0 | 1 | 1 | 0 | 0 | 0 | 0 | 0 | 3 |
| Don Brkovich | 1-1 | 0-1 | 1 | 1 | 2 | 0 | 0 | 0 | 0 | 3 |
| Team | | | 3 | | | | | | | |
| TOTALS | 38-60 | 25-34 | 45 | 22 | 101 | 24 | 19 | 6 | 10 | 200 |

| PENNSYLVANIA | FG | FT | REB | PF | TP | A | TO | BS | S | MIN |
|------------------|--------------|--------------|-----------|-----------|-----------|-----------|-----------|----------|----------|------------|
| Tony Price, f | 7-18 | 4-4 | 7 | 5 | 18 | 0 | 2 | 0 | 1 | 21 |
| Tim Smith, f | 0-6 | 0-0 | 0 | 5 | 0 | 0 | 2 | 0 | 0 | 19 |
| Matt White, c | 5-12 | 3-4 | 11 | 1 | 13 | 1 | 1 | 0 | 1 | 27 |
| James Salters, g | 1-5 | 0-0 | 1 | 2 | 2 | 3 | 2 | 0 | 0 | 25 |
| Bobby Willis, g | 4-13 | 1-3 | 6 | 2 | 9 | 6 | 5 | 1 | 3 | 30 |
| Vincent Ross | 2-6 | 0-0 | 6 | 3 | 4 | 0 | 2 | 1 | 0 | 17 |
| Ken Hall | 3-8 | 0-1 | 2 | 2 | 6 | 1 | 3 | 0 | 2 | 14 |
| Angelo Reynolds | 1-3 | 0-0 | 0 | 3 | 2 | 0 | 0 | 0 | 0 | 2 |
| Tom Leifsen | 0-1 | 1-2 | 4 | 0 | 1 | 0 | 2 | 0 | 0 | 16 |
| Ted Flick | 0-6 | 6-6 | 2 | 3 | 6 | 1 | 1 | 0 | 1 | 15 |
| David Jackson | 1-2 | 4-4 | 1 | 0 | 6 | 0 | 3 | 0 | 0 | 8 |
| Ed Kuhl | 0-2 | 0-0 | 0 | 0 | 0 | 0 | 1 | 0 | 0 | 3 |
| Tom Condon | 0-0 | 0-0 | 2 | 2 | 0 | 0 | 0 | 0 | 0 | 3 |
| Team | | | 2 | | | | | | | |
| TOTALS | 24-82 | 19-24 | 44 | 31 | 67 | 12 | 24 | 2 | 8 | 200 |

Halftime: Michigan State 50-17

Officials: Buckiewicz, Weiler and Silvester

Attendance: N/A

NATIONAL CHAMPIONSHIP

NO. 2 MICHIGAN STATE 75 - NO. 1 INDIANA STATE 64

March 26, 1979 - Salt Lake City, Utah

| MICHIGAN ST. | FG | FT | REB | PF | TP | A | TO | BS | S | MIN |
|---------------------|--------------|--------------|-----------|-----------|-----------|-----------|-----------|----------|----------|------------|
| Michael Brkovich, f | 1-2 | 3-7 | 4 | 1 | 5 | 1 | 5 | 0 | 0 | 40 |
| Greg Kelsner, f | 7-13 | 5-6 | 8 | 4 | 19 | 9 | 1 | 2 | 2 | 32 |
| Ron Charles, c | 3-3 | 1-2 | 7 | 5 | 7 | 0 | 1 | 0 | 1 | 31 |
| Terry Donnelly, g | 5-5 | 5-6 | 4 | 2 | 15 | 0 | 2 | 0 | 1 | 39 |
| Earvin Johnson, g | 8-15 | 8-10 | 7 | 3 | 24 | 5 | 6 | 0 | 1 | 35 |
| Jay Vincent | 2-5 | 1-2 | 2 | 4 | 5 | 0 | 1 | 0 | 1 | 19 |
| Rob Gonzalez | 0-0 | 0-0 | 0 | 0 | 0 | 0 | 0 | 0 | 0 | 3 |
| Michael Longaker | 0-0 | 0-0 | 0 | 0 | 0 | 0 | 0 | 0 | 0 | 1 |
| Team | | | 2 | | | | | | | |
| TOTALS | 26-43 | 23-33 | 34 | 19 | 75 | 15 | 16 | 2 | 6 | 200 |

| INDIANA STATE | FG | FT | REB | PF | TP | A | TO | BS | S | MIN |
|-----------------|--------------|--------------|-----------|-----------|-----------|-----------|-----------|----------|----------|------------|
| Brad Miley, f | 0-0 | 0-1 | 3 | 1 | 0 | 0 | 0 | 0 | 0 | 25 |
| Alex Gilbert, f | 2-3 | 0-4 | 4 | 4 | 4 | 0 | 1 | 1 | 0 | 21 |
| Larry Bird, f | 7-21 | 5-8 | 13 | 3 | 19 | 2 | 6 | 1 | 5 | 40 |
| Carl Nicks, g | 7-14 | 3-6 | 2 | 5 | 17 | 4 | 2 | 0 | 1 | 36 |
| Steve Reed, g | 4-9 | 0-0 | 0 | 4 | 8 | 9 | 0 | 0 | 0 | 36 |
| Bob Heaton | 4-14 | 2-2 | 6 | 2 | 10 | 2 | 0 | 0 | 0 | 22 |
| Leroy Staley | 2-2 | 0-1 | 3 | 2 | 4 | 0 | 0 | 0 | 0 | 18 |
| Rich Nemcek | 1-1 | 0-0 | 0 | 3 | 2 | 1 | 1 | 0 | 0 | 2 |
| Team | | | 3 | | | | | | | |
| TOTALS | 27-64 | 10-22 | 34 | 24 | 64 | 18 | 10 | 2 | 6 | 200 |


Halftime: Michigan State 37-28

Officials: Nichols, Muncy, and Wirtz

Attendance: 15,410



1999 FINAL FOUR



Michigan State returned to the NCAA Tournament in 1999 with lofty aspirations. For just the second time in school history, MSU was a No. 1 seed. The Spartans easily handled Mount St. Mary's in the first round, 76-53. The second round was more of a challenge, as the Spartans fought off a stubborn Mississippi squad, 74-66. In the Sweet Sixteen, State took on Oklahoma in a defensive struggle, pulling away late for a 54-46 victory.



In the Regional Final, MSU played national power and defending National Champion Kentucky. Twenty-one years earlier, the Wildcats kept MSU out of the Final Four, defeating the Spartans in the 1978 Regional Final. MSU fell behind early, 17-4, but rallied to close the gap to one at the half. The comeback was completed in the second half as Morris Peterson's 19 points and 10 rebounds led four players in double figures. The Midwest Region's Most Outstanding Player, Peterson knocked down six straight free throws in the last 30 seconds to clinch a 73-66 win. Peterson was joined on the All-Regional team by A.J. Granger and Mateen Cleaves.

In its first Final Four appearance since 1979, MSU took on Duke in the semifinal game. The Blue Devils led by only two at half, but cold shooting doomed MSU in the second, falling 68-62.



NATIONAL SEMIFINAL

NO. 1 DUKE 68 - NO. 1 MICHIGAN STATE 62

March 27, 1999 - St. Petersburg, Fla.

| MICHIGAN ST. | FG | 3FG | FT | O-D-R | PF | TP | A | TOBS | S | MIN |
|-------------------|--------------|-------------|-------------|--------------|-----------|-----------|-----------|-----------|----------|--------------|
| Antonio Smith, f | 3-7 | 0-0 | 0-0 | 5-5 | 10 | 5 | 6 | 0 | 0 | 34 |
| Jason Klein, f | 2-6 | 1-3 | 0-0 | 1-1 | 2 | 2 | 5 | 0 | 0 | 14 |
| Andre Hutson, f | 6-8 | 0-0 | 1-1 | 1-4 | 5 | 2 | 13 | 1 | 0 | 24 |
| Mateen Cleaves, g | 5-16 | 2-9 | 0-2 | 2-1 | 3 | 3 | 12 | 10 | 5 | 36 |
| Charlie Bell, g | 0-2 | 0-0 | 2-4 | 2-1 | 3 | 3 | 2 | 1 | 0 | 23 |
| Morris Peterson | 6-17 | 0-2 | 3-4 | 4-4 | 8 | 5 | 15 | 1 | 0 | 30 |
| Thomas Kelley | 2-8 | 0-1 | 0-0 | 1-3 | 4 | 2 | 4 | 0 | 0 | 14 |
| A.J. Granger | 2-6 | 1-3 | 0-0 | 1-3 | 4 | 2 | 5 | 0 | 1 | 20 |
| Doug Davis | 0-0 | 0-0 | 0-0 | 0-0 | 0 | 0 | 0 | 1 | 0 | 5 |
| Team | | | | 1-0 | 1 | | | | | |
| TOTALS | 26-70 | 4-18 | 6-11 | 18-22 | 40 | 24 | 62 | 13 | 9 | 5 200 |

| DUKE | FG | 3FG | FT | O-D-R | PF | TP | A | TOBS | S | MIN | | |
|---------------------|-------|------|-------|-------|----|----|----|------|----|-----|----|-----|
| Chris Carrarwell, f | 3-8 | 1-1 | 6-12 | 1-3 | 4 | 0 | 13 | 1 | 3 | 0 | 30 | |
| Shane Battier, f | 2-5 | 0-3 | 1-2 | 4-2 | 6 | 3 | 5 | 1 | 2 | 1 | 33 | |
| Elton Brand, c | 7-10 | 0-0 | 4-5 | 4-11 | 15 | 4 | 18 | 1 | 3 | 1 | 29 | |
| William Avery, g | 6-14 | 2-4 | 0-1 | 1-4 | 5 | 0 | 14 | 0 | 4 | 0 | 35 | |
| Trajan Langdon, g | 3-9 | 1-4 | 0-1 | 2-4 | 6 | 2 | 7 | 3 | 1 | 0 | 37 | |
| Corey Maggette | 3-7 | 0-1 | 3-6 | 2-2 | 4 | 0 | 9 | 0 | 0 | 0 | 17 | |
| Chris Burgess | 0-1 | 0-0 | 0-0 | 2-2 | 4 | 2 | 0 | 1 | 0 | 2 | 12 | |
| Nate James | 1-2 | 0-0 | 0-0 | 0-0 | 0 | 2 | 0 | 0 | 0 | 1 | 7 | |
| Team | | | | 0-0 | 0 | | | | | | | |
| TOTALS | 25-56 | 4-13 | 14-27 | 16-28 | 44 | 11 | 68 | 7 | 12 | 5 | 3 | 200 |

Halftime: Duke 32-30

Officials: David Libbey, Curtis Shaw, John Cahill Attendance: 41,340

ABOVE LEFT: Morris Peterson led MSU with 15 points. ABOVE MIDDLE: Andre Hutson scored 13 against All-American Elton Brand. ABOVE RIGHT: Tom Izzo and Smith celebrate a victory over UK in the Midwest Regional Final, advancing to the Final Four. TOP: Spartan fans enjoyed the Florida sun. BELOW: Antonio Smith scores two points on this emphatic dunk.





2000 FINAL FOUR

SPARTANS



The 2000 Spartans entered the NCAA Tournament determined to win a National Championship. For the second year in a row, they entered the tournament as a No. 1 seed, led by a trio of experienced seniors, Mateen Cleaves, Morris Peterson and A.J. Granger. The Spartans had little trouble in their first round matchup, holding Valparaiso to 25 percent (13-of-52) shooting in a 65-38 victory. In the second round against Utah, Cleaves scored 21 points to rally MSU from a 35-32 halftime deficit and defeat the Utes, 73-61.

In the Regional Semifinal, MSU took on the fourth-seeded Syracuse Orangemen. SU took a 34-24 halftime lead and led by as many as 11 points with 15 minutes remaining. A halftime lockerroom tirade by Cleaves must have worked, however, as MSU finished the game by outscoring the Orangemen, 37-9, a run that was capped off with 17 unanswered points. In the Regional Final, No. 2 seed Iowa State held a nine-point lead with a little over five minutes to go. Once again, Michigan State used a late-game rally, outscoring the Cyclones, 23-5, over the final 5:49 in a 75-64 decision. Cleaves, Granger, Peterson and Andre Hutson all found a spot on the All-Regional team, with Peterson earning Most Outstanding Player honors.

In the Final Four, MSU faced Wisconsin for the fourth time of the season. With a slim 19-17 lead at the break, Peterson took over in the second half, scoring 10 points in a 13-2 run to pull away from the Badgers. Against Florida in the title game, the Spartans opened an 11-point halftime lead. Early in the second half, Cleaves got tangled up with Florida's Teddy Dupay, injuring Cleaves' ankle and forcing him back to the lockerroom. Leading by six, MSU got five straight points from Mike Chappell and held a bigger lead when Cleaves returned four and a half minutes later. State never looked back, capturing its second National Championship in school history with an 89-76 victory. Cleaves was named Most Outstanding Player of the Final Four and was joined by Charlie Bell, Peterson and Granger on the All-Tournament Team.



LEFT: Childhood friends Morris Peterson and Mateen Cleaves led MSU to its first NCAA title in 21 years. MIDDLE: The Spartans are presented the 2000 NCAA Championship trophy. RIGHT: Mateen Cleaves was named Most Outstanding Player of the 2000 Final Four.

NATIONAL SEMIFINAL

NO. 1 MICHIGAN STATE 53 - NO. 8 WISCONSIN 41

April 1, 2000 - Indianapolis, Ind.

| MICHIGAN ST. | FG | 3FG | FT | O-D-R | PF | TP | A TO BS | S | MIN | | |
|--------------------|-------|------|-------|----------|----|----|---------|----|-----|----|-----|
| Andre Hutson, c | 3-7 | 0-0 | 4-5 | 6-4-10 | 2 | 10 | 0 | 3 | 0 | 32 | |
| Morris Peterson, f | 7-15 | 2-8 | 4-4 | 3-4-7 | 3 | 20 | 0 | 1 | 0 | 1 | 33 |
| A.J. Granger, f | 0-3 | 0-1 | 1-2 | 1-6-7 | 4 | 1 | 1 | 3 | 0 | 0 | 32 |
| Mateen Cleaves, g | 1-7 | 0-0 | 9-11 | 0-4-4 | 3 | 11 | 1 | 4 | 0 | 2 | 36 |
| Charlie Bell, g | 2-9 | 0-3 | 0-0 | 2-6-8 | 2 | 4 | 2 | 2 | 0 | 0 | 30 |
| Jason Richardson | 0-0 | 0-0 | 0-0 | 0-0-0 | 1 | 0 | 0 | 0 | 0 | 0 | 10 |
| David Thomas | 0-0 | 0-0 | 0-0 | 0-0-0 | 0 | 0 | 0 | 0 | 0 | 0 | 3 |
| Mike Chappell | 2-4 | 0-2 | 1-1 | 0-0-0 | 1 | 5 | 0 | 0 | 2 | 0 | 9 |
| Aloysius Anagonye | 1-1 | 0-0 | 0-0 | 1-1-2 | 2 | 2 | 0 | 1 | 0 | 0 | 12 |
| Adam Ballinger | 0-0 | 0-0 | 0-0 | 0-1-1 | 0 | 0 | 0 | 0 | 1 | 0 | 3 |
| Team | 1-2-3 | | | | | | | | | | |
| TOTALS | 16-46 | 2-14 | 19-23 | 14-28-42 | 18 | 53 | 4 | 14 | 3 | 3 | 200 |

| WISCONSIN | FGA | 3FG | FT | O-D-R | PF | TP | A TO BS | S | MIN | | |
|-----------------|-------|------|------|---------|----|----|---------|----|-----|----|-----|
| Andy Kowske, f | 1-2 | 0-0 | 0-2 | 0-0-0 | 4 | 2 | 0 | 0 | 4 | 20 | |
| Mike Kelley, f | 1-2 | 0-1 | 0-0 | 0-7-7 | 3 | 2 | 3 | 0 | 0 | 2 | 30 |
| Mark Vershaw, c | 2-11 | 0-1 | 1-1 | 1-1-2 | 3 | 5 | 3 | 1 | 0 | 0 | 31 |
| Jon Bryant, g | 1-5 | 0-3 | 0-0 | 0-1-1 | 3 | 2 | 1 | 2 | 0 | 0 | 27 |
| Roy Boone, g | 6-9 | 1-1 | 5-6 | 1-2-3 | 2 | 18 | 0 | 5 | 0 | 0 | 25 |
| Charlie Willis | 1-4 | 0-1 | 0-0 | 0-1-1 | 2 | 2 | 0 | 0 | 0 | 0 | 19 |
| Duany Duany | 0-2 | 0-1 | 0-0 | 0-0-0 | 0 | 0 | 0 | 1 | 0 | 0 | 11 |
| Maurice Linton | 0-4 | 0-1 | 0-0 | 0-1-1 | 0 | 0 | 0 | 2 | 0 | 0 | 10 |
| Travon Davis | 1-1 | 1-1 | 1-2 | 0-2-2 | 2 | 4 | 1 | 0 | 0 | 0 | 10 |
| Kirk Penney | 2-3 | 2-3 | 0-0 | 0-2-2 | 0 | 6 | 0 | 0 | 0 | 0 | 14 |
| Erik Faust | 0-0 | 0-0 | 0-0 | 0-0-0 | 0 | 0 | 0 | 0 | 0 | 0 | 1 |
| Robert Smith | 0-0 | 0-0 | 0-0 | 0-0-0 | 0 | 0 | 0 | 0 | 0 | 0 | 1 |
| Julian Swartz | 0-0 | 0-0 | 0-0 | 0-0-0 | 0 | 0 | 0 | 0 | 0 | 0 | 1 |
| Team | | | | 0-1-1 | | | | | | | |
| TOTALS | 15-43 | 4-13 | 7-11 | 2-18-20 | 19 | 41 | 8 | 11 | 4 | 2 | 200 |

Halftime: Michigan State 19-17

Officials: John Clougherty, Andre Patillo, Tim Higgins Attendance: 43,116

NATIONAL CHAMPIONSHIP

NO. 1 MICHIGAN STATE 89 - NO. 5 FLORIDA 76

April 3, 2000 - Indianapolis, Ind.

| MICHIGAN ST. | FG | 3FG | FT | O-D-R | PF | TP | A TO BS | S | MIN | | |
|--------------------|-------|-------|-------|----------|----|----|---------|----|-----|---|-----|
| Andre Hutson, c | 2-4 | 0-0 | 2-2 | 0-1-1 | 4 | 6 | 3 | 1 | 0 | 0 | 23 |
| Morris Peterson, f | 7-14 | 3-8 | 4-6 | 1-1-2 | 3 | 21 | 5 | 3 | 0 | 1 | 32 |
| A.J. Granger, f | 7-11 | 3-5 | 2-2 | 2-7-9 | 2 | 19 | 1 | 2 | 0 | 0 | 34 |
| Mateen Cleaves, g | 7-11 | 3-4 | 1-1 | 0-2-2 | 1 | 18 | 4 | 2 | 0 | 0 | 31 |
| Charlie Bell, g | 3-6 | 1-2 | 2-3 | 3-5-8 | 2 | 9 | 5 | 2 | 0 | 2 | 33 |
| Jason Richardson | 4-7 | 0-0 | 1-2 | 1-1-2 | 1 | 9 | 0 | 0 | 0 | 1 | 16 |
| Aloysius Anagonye | 0-0 | 0-0 | 0-0 | 2-1-2 | 4 | 0 | 0 | 2 | 1 | 0 | 12 |
| Mike Chappell | 2-4 | 1-3 | 0-0 | 1-0-1 | 0 | 5 | 0 | 1 | 0 | 1 | 7 |
| Adam Ballinger | 1-1 | 0-0 | 0-0 | 0-0-0 | 2 | 2 | 0 | 0 | 0 | 0 | 7 |
| David Thomas | 0-0 | 0-0 | 0-0 | 1-0-1 | 1 | 0 | 1 | 1 | 0 | 0 | 5 |
| Brandon Smith | 0-0 | 0-0 | 0-0 | 0-0-0 | 0 | 0 | 0 | 0 | 0 | 0 | 0 |
| Steve Cherry | 0-0 | 0-0 | 0-0 | 0-0-0 | 0 | 0 | 0 | 0 | 0 | 0 | 0 |
| Mat Ishbia | 0-1 | 0-0 | 0-0 | 0-0-0 | 0 | 0 | 0 | 0 | 0 | 0 | 0 |
| Team | 1-2-3 | | | | | | | | | | |
| TOTALS | 33-59 | 11-22 | 12-16 | 12-20-32 | 20 | 89 | 19 | 14 | 1 | 5 | 200 |

| FLORIDA | FG | 3FG | FT | O-D-R | PF | TP | A | TO | BS | S | MIN |
|--------------------|-------|------|-------|----------|----|----|----|----|----|---|-----|
| Brent Wright, f | 5-8 | 0-1 | 3-5 | 4-6-10 | 4 | 13 | 4 | 1 | 0 | 1 | 29 |
| Mike Miller, f | 2-5 | 1-2 | 5-6 | 1-2-3 | 0 | 10 | 2 | 2 | 0 | 0 | 31 |
| Udonis Haslem, c | 10-12 | 0-0 | 7-7 | 2-0-2 | 4 | 27 | 0 | 3 | 1 | 0 | 28 |
| Teddy Dupay, g | 0-4 | 0-2 | 0-0 | 0-0-0 | 2 | 0 | 1 | 0 | 0 | 0 | 15 |
| Justin Hamilton, g | 0-1 | 0-1 | 0-0 | 0-0-0 | 1 | 0 | 0 | 0 | 0 | 0 | 14 |
| Brett Nelson | 4-10 | 3-6 | 0-0 | 1-3-4 | 1 | 11 | 3 | 3 | 0 | 2 | 26 |
| Matt Bonner | 0-3 | 0-2 | 0-0 | 1-2-3 | 1 | 0 | 0 | 0 | 0 | 0 | 7 |
| Kenyan Weaks | 1-3 | 1-1 | 0-0 | 1-0-1 | 2 | 3 | 1 | 1 | 0 | 2 | 22 |
| Donnell Harvey | 3-11 | 0-0 | 3-4 | 4-2-6 | 2 | 9 | 0 | 2 | 1 | 0 | 16 |
| Major Parker | 1-3 | 1-3 | 0-0 | 0-0-0 | 2 | 3 | 2 | 1 | 0 | 0 | 12 |
| Team | | | | 1-0-1 | | | | | | | |
| TOTALS | 26-60 | 6-18 | 12-22 | 15-15-30 | 19 | 76 | 13 | 13 | 2 | 5 | 200 |

Halftime: Michigan State 43-32

Officials: James Burr, Gerald Boudreaux, David Hall Attendance: 43,116



2001 FINAL FOUR




The defending NCAA Champions, Michigan State entered the 2001 NCAA Tournament as a No. 1 seed for the third straight season.

The Spartans were missing 58 points from the 2000 title game, but did boast five seniors, including Charlie Bell and Andre Hutson, who earned postseason honors as juniors. MSU easily defeated Alabama State, 69-35, in the first round before handing Fresno State an 81-65 defeat to advance to the Sweet Sixteen for a fourth straight year.

In the Regional Semifinal, MSU took on No. 12 Gonzaga. The Bulldogs had a low seed, yet they were also making their third straight Sweet Sixteen appearance with a tournament-tested team. Michigan State fell behind early in the second half, but Bell scored 21 points as the Spartans eventually pulled away. In the Regional Final, State faced another surprise team in 11th-seeded Temple. The Spartans held off the Owls thanks in part to a career-high 19 points from David Thomas. For his efforts, Thomas was named to the All-Regional team, where he joined All-South Regional Most Outstanding Player, Charlie Bell. With a 69-62 victory, MSU's NCAA Tournament record of nine straight victories by double figures was snapped, but the Spartans did become the ninth team to appear in three straight Final Fours and only the third since the field was expanded to 64 teams in 1985.

Unfortunately, MSU ran into a hot Arizona squad in Minneapolis. The Wildcats led by just two points at the half, but outscored the Spartans, 48-31, in the second half en route to an 80-61 victory.



NATIONAL SEMIFINAL

NO. 2 ARIZONA 80 - NO. 1 MICHIGAN STATE 61

March 31, 2001 - Minneapolis, Minn.

| MICHIGAN ST. | FG | 3FG | FT | O-D-R | PF | TP | A | TOBS | S | MIN | |
|----------------------|-------|------|------|----------|----|----|----|------|---|-----|-----|
| David Thomas, f | 4-6 | 0-0 | 0-0 | 4-1-5 | 1 | 8 | 2 | 3 | 0 | 1 | 20 |
| Aloysius Anagonye, f | 0-1 | 0-0 | 0-0 | 1-1-2 | 4 | 0 | 0 | 0 | 0 | 0 | 8 |
| Andre Hutson, f | 9-14 | 0-0 | 2-2 | 2-3-5 | 2 | 20 | 0 | 2 | 2 | 0 | 37 |
| Charlie Bell, g | 1-10 | 0-6 | 1-1 | 1-9-10 | 1 | 3 | 3 | 5 | 0 | 0 | 36 |
| Jason Richardson, g | 2-11 | 1-4 | 1-2 | 1-6-7 | 2 | 6 | 2 | 2 | 0 | 0 | 28 |
| Marcus Taylor | 3-9 | 1-4 | 1-2 | 0-1-1 | 3 | 8 | 2 | 2 | 0 | 1 | 20 |
| Adam Ballinger | 1-1 | 0-0 | 0-1 | 1-1-2 | 0 | 2 | 0 | 0 | 1 | 0 | 9 |
| Zach Randolph | 5-8 | 0-0 | 2-4 | 4-1-5 | 3 | 12 | 0 | 1 | 0 | 0 | 24 |
| Mike Chappell | 0-0 | 0-0 | 2-2 | 0-0-0 | 1 | 2 | 2 | 0 | 0 | 0 | 12 |
| Brandon Smith | 0-0 | 0-0 | 0-0 | 0-0-0 | 1 | 0 | 0 | 0 | 0 | 0 | 3 |
| Adam Wolfe | 0-0 | 0-0 | 0-0 | 0-0-0 | 0 | 0 | 0 | 0 | 0 | 0 | 1 |
| Jason Andreas | 0-0 | 0-0 | 0-0 | 0-0-0 | 0 | 0 | 0 | 0 | 0 | 0 | 1 |
| Mat Ishbia | 0-1 | 0-0 | 0-0 | 0-0-0 | 0 | 0 | 0 | 0 | 0 | 0 | 1 |
| Team | 2-13 | | | | | | | | | | |
| TOTALS | 25-61 | 2-14 | 9-14 | 16-24-40 | 18 | 61 | 11 | 15 | 3 | 2 | 200 |

| ARIZONA | FG | 3FG | FT | O-D-R | PF | TP | A | TOBS | S | MIN | | |
|----------------------|-------|------|-------|---------|----|----|----|------|---|-----|-----|----|
| Michael Wright, f | 6-10 | 0-0 | 1-1 | 1-2-3 | 2 | 13 | 0 | 1 | 1 | 0 | 23 | |
| Richard Jefferson, f | 6-13 | 3-5 | 2-4 | 3-5-8 | 1 | 17 | 2 | 2 | 2 | 2 | 34 | |
| Loren Woods, c | 5-13 | 0-0 | 1-1 | 0-8-8 | 2 | 11 | 2 | 1 | 1 | 3 | 0 | 37 |
| Gilbert Arenas, g | 4-7 | 1-2 | 3-4 | 1-1-2 | 2 | 12 | 7 | 1 | 0 | 6 | 27 | |
| Jason Gardner, g | 6-11 | 3-7 | 6-6 | 0-1-1 | 1 | 21 | 1 | 1 | 1 | 3 | 38 | |
| Eugene Edgerson | 3-4 | 0-0 | 0-0 | 3-3-6 | 1 | 6 | 1 | 0 | 0 | 0 | 17 | |
| Luke Walton | 0-1 | 0-0 | 0-0 | 0-1-1 | 0 | 0 | 0 | 2 | 2 | 0 | 0 | 16 |
| Justin Wessel | 0-0 | 0-0 | 0-0 | 0-0-0 | 1 | 0 | 0 | 0 | 0 | 0 | 1 | 3 |
| Lamont Frazier | 0-1 | 0-0 | 0-0 | 0-0-0 | 1 | 0 | 0 | 0 | 0 | 0 | 0 | 4 |
| Travis Hanour | 0-0 | 0-0 | 0-0 | 0-0-0 | 0 | 0 | 0 | 0 | 0 | 0 | 0 | 1 |
| Team | 4 | | | | | | | | | | | |
| TOTALS | 30-60 | 7-14 | 13-16 | 8-25-33 | 11 | 80 | 15 | 8 | 7 | 12 | 200 | |

Halftime: Arizona 32-30

Officials: Tim Higgins, Tony Greene, Bob Donato Attendance: 45,406



ABOVE: Jason Richardson soars in for a basket. LEFT: Zach Randolph was MSU's second-leading scorer with 12 points. BELOW LEFT: Charlie Bell (left) and Andre Hutson (right) appeared in three Final Fours in their Spartan careers. BELOW: The Spartans celebrate a trip to the 2001 Final Four after defeating Temple.





2005 FINAL FOUR

SPARTANS



No. 5 seed Michigan State opened the 2005 NCAA Tournament against Old Dominion. The Monarchs held a 42-37 halftime lead, but the Spartans mounted a surge in the last nine minutes to claim victory. In the next round, the Spartans used their depth and athleticism to wear down Vermont, 72-61. In the Sweet Sixteen, MSU used a 16-3 second-half run to pull away from Duke in a 78-68 win.

The Regional Final featured a rematch of the 1999 Elite Eight contest between MSU and Kentucky. The Spartans appeared on their way to St. Louis, until UK's Patrick Sparks hit a game-tying 3-pointer at the end of regulation. The first overtime could not produce a winner, sending the game into a second extra period, where MSU scored the first five points en route to a 94-88 win. Shannon Brown was named Most Outstanding Player of the Austin Regional after a 24-point performance, joining Maurice Ager and Paul Davis on the All-Regional team.

Making their fourth trip to the Final Four in seven years, the Spartans held a 38-33 halftime lead over North Carolina. With the game tied at 49, the Tar Heels took control with a 12-0 run, ending MSU's season.

NATIONAL SEMIFINAL

NO. 1 NORTH CAROLINA 87 - NO. 5 MICHIGAN STATE 71

April 2, 2005 - St. Louis, Mo.

| MICHIGAN ST. | FG | 3FG | FT | O-D-R | PF | TP | A | TOBS | S | MIN | | |
|------------------|-------|------|-------|---------|----|----|----|------|----|-----|----|-----|
| Alan Anderson, f | 0-4 | 0-0 | 0-0 | 1-3-4 | 3 | 0 | 0 | 1 | 0 | 1 | 20 | |
| Paul Davis, c | 6-16 | 0-1 | 2-4 | 5-10-15 | 3 | 14 | 1 | 3 | 1 | 3 | 33 | |
| Shannon Brown, g | 6-14 | 3-6 | 0-0 | 0-1-1 | 2 | 15 | 1 | 4 | 0 | 1 | 29 | |
| Drew Neitzel, g | 1-3 | 0-1 | 0-1 | 0-3-3 | 2 | 2 | 3 | 1 | 0 | 0 | 15 | |
| Maurice Ager, g | 6-18 | 2-6 | 10-10 | 1-2-3 | 1 | 24 | 1 | 1 | 1 | 0 | 28 | |
| Chris Hill | 1-6 | 1-5 | 0-0 | 0-1-1 | 2 | 3 | 2 | 1 | 0 | 2 | 18 | |
| Matt Trannon | 1-1 | 0-0 | 2-2 | 1-2-3 | 3 | 4 | 0 | 0 | 1 | 1 | 15 | |
| Anthony Hamo | 0-0 | 0-0 | 0-0 | 1-0-1 | 0 | 0 | 0 | 0 | 0 | 0 | 1 | |
| Kelvin Torbert | 4-11 | 1-4 | 0-0 | 2-3-5 | 1 | 9 | 6 | 0 | 1 | 2 | 26 | |
| Tim Bograkov | 0-0 | 0-0 | 0-1 | 1-0-1 | 1 | 0 | 0 | 0 | 0 | 0 | 6 | |
| Drew Naymick | 0-1 | 0-0 | 0-0 | 2-2-4 | 1 | 0 | 1 | 0 | 0 | 0 | 7 | |
| Andy Harvey | 0-0 | 0-0 | 0-0 | 0-0-0 | 0 | 0 | 0 | 0 | 0 | 0 | 1 | |
| Delco Rowley | 0-0 | 0-0 | 0-0 | 0-0-0 | 0 | 0 | 0 | 0 | 0 | 0 | 1 | |
| Team | | | | 1-0-1 | | | | | | | | |
| TOTALS | 25-74 | 7-23 | 14-18 | 15-27 | 42 | 19 | 71 | 15 | 12 | 4 | 10 | 200 |

| N. CAROLINA | FG | 3FG | FT | O-D-R | PF | TP | A | TOBS | S | MIN | | |
|-------------------|-------|------|-------|-------|----|----|----|------|----|-----|----|-----|
| Jawad Williams, f | 9-13 | 2-5 | 0-0 | 1-7-8 | 1 | 20 | 0 | 0 | 1 | 0 | 23 | |
| Rashad McCants, f | 7-11 | 2-3 | 1-2 | 2-4-6 | 1 | 17 | 4 | 3 | 1 | 1 | 28 | |
| Sean May, c | 9-18 | 0-0 | 4-6 | 2-5-7 | 2 | 22 | 3 | 3 | 1 | 1 | 31 | |
| Raymond Felton, g | 6-12 | 2-6 | 2-2 | 1-7-8 | 2 | 16 | 7 | 5 | 0 | 1 | 35 | |
| Jackie Manuel, g | 0-1 | 0-0 | 0-0 | 2-1-3 | 5 | 0 | 0 | 0 | 0 | 1 | 11 | |
| Jesse Holley | 0-1 | 0-1 | 0-0 | 0-1-1 | 0 | 0 | 0 | 0 | 0 | 0 | 1 | |
| Melvin Scott | 0-2 | 0-2 | 4-4 | 0-2-2 | 1 | 4 | 0 | 0 | 0 | 0 | 16 | |
| Reyshawn Terry | 1-2 | 0-1 | 0-0 | 0-0-0 | 0 | 2 | 0 | 0 | 0 | 0 | 3 | |
| Quentin Thomas | 0-0 | 0-0 | 0-0 | 0-1-1 | 0 | 0 | 1 | 0 | 0 | 0 | 5 | |
| Charlie Everett | 0-0 | 0-0 | 0-0 | 0-0-0 | 0 | 0 | 0 | 0 | 0 | 0 | 1 | |
| Wes Miller | 0-0 | 0-0 | 0-0 | 0-0-0 | 0 | 0 | 0 | 0 | 0 | 0 | 1 | |
| Marvin Williams | 1-6 | 0-1 | 0-0 | 1-7-8 | 3 | 2 | 1 | 1 | 1 | 0 | 23 | |
| David Noel | 2-5 | 0-1 | 0-3 | 3-1-4 | 2 | 4 | 2 | 1 | 2 | 1 | 21 | |
| C.J. Hooker | 0-0 | 0-0 | 0-0 | 0-0-0 | 0 | 0 | 0 | 0 | 0 | 0 | 1 | |
| Team | 1-2-3 | | | | | | | | | | | |
| TOTALS | 35-71 | 6-20 | 11-17 | 13-38 | 51 | 17 | 87 | 18 | 13 | 6 | 5 | 200 |

Halftime: Michigan State 38-33

Officials: Bob Donato, Reggie Greenwood, Randy McCall Attendance: 47,754



TOP: Edward Jones Stadium was home to the 2005 Final Four. ABOVE LEFT: Shannon Brown scored 15 points against the Tar Heels. ABOVE MIDDLE: Maurice Ager led all scorers with 24 points. ABOVE RIGHT: The 2005 Final Four was Tom Izzo's fourth. BELOW LEFT Paul Davis grabbed a game-high 15 rebounds vs. UNC. BELOW RIGHT: Kelvin Torbert led MSU with six assists vs. UNC.



2009 FINAL FOUR



by Kalin Lucas in the final minute broke a 60-60 tie and gave MSU a 67-62 victory. Standing between Michigan State and a trip to the Final Four was the tournament's overall No. 1 seed Louisville. Neither team led by more than three points in the first half. Leading 37-36 in the second, MSU went on a 21-7 run to take control of the contest. The Spartans held Louisville to just 38.3 percent shooting from the field. Midwest Regional Most Outstanding Player Goran Sutton recorded 19 points and 10 rebounds against the Cardinals.

Having finally reached Detroit, the Spartans were pitted against another No. 1 seed from the BIG EAST conference, Connecticut. Michigan State made an early state-ment jumping out to a 9-2 lead and took a two-point lead into halftime. MSU slowly pulled away in the second



half, extending the lead up to 11 in the final four minutes. The Huskies made a last-ditch effort and pulled to within three points in the final 70 seconds, but the Spartans held on for an 82-73 victory.

In the National Championship game, Michigan State faced its third No. 1 seed of the tournament, North Carolina. The Tar Heels jumped on the Spartans early. MSU attempted to rally in the second half, but eventually fell, 89-72. Sutton closed out his career with a 17-point, 11-rebound effort, earning a spot on the All-Tournament Team, while Lucas also earned a spot on the team, averaging 17.5 points and six assists in the Final Four.

TOP: Durrell Summers shook Ford Field with his dunk over UCONN's Stanley Robinson. ABOVE: Seniors Goran Sutton and Travis Walton guided MSU to the championship game.



NATIONAL SEMIFINAL

NO. 2 MICHIGAN STATE 82 - NO. 1 CONNECTICUT 73

April 4, 2009 - Detroit, Mich.

| MICHIGAN ST. | FG | 3FG | FT | O-D-R | PF | TP | A | TO | BS | S | MIN |
|------------------|------|-----|-----|-------|----|----|---|----|----|---|-----|
| Raymar Morgan, f | 7-13 | 0-0 | 4-6 | 3-6-9 | 3 | 18 | 1 | 0 | 0 | 5 | 30 |
| Delvon Roe, f | 2-4 | 0-0 | 0-0 | 4-4-8 | 2 | 4 | 0 | 0 | 2 | 0 | 21 |
| Goran Sutton, c | 2-5 | 0-1 | 0-0 | 2-5-7 | 4 | 4 | 2 | 3 | 1 | 2 | 28 |
| Kalin Lucas, g | 7-15 | 3-6 | 4-6 | 0-2-2 | 1 | 21 | 5 | 3 | 0 | 0 | 33 |
| Travis Walton, g | 1-6 | 0-0 | 0-0 | 0-0-0 | 3 | 2 | 8 | 0 | 0 | 2 | 23 |
| Idong Ibok | 0-0 | 0-0 | 0-0 | 1-1-2 | 3 | 0 | 0 | 1 | 0 | 0 | 6 |
| Chris Allen | 1-6 | 0-2 | 0-0 | 1-1-2 | 1 | 2 | 0 | 1 | 0 | 0 | 9 |
| Durrell Summers | 4-9 | 1-5 | 1-1 | 3-3-6 | 2 | 10 | 1 | 1 | 0 | 1 | 23 |
| Draymond Green | 3-4 | 0-0 | 2-4 | 1-1-2 | 5 | 8 | 1 | 1 | 0 | 1 | 12 |
| Korie Lucious | 3-8 | 2-5 | 3-3 | 0-0-0 | 0 | 11 | 0 | 0 | 0 | 0 | 9 |
| Marquise Gray | 1-2 | 0-0 | 0-0 | 1-1-2 | 1 | 2 | 0 | 1 | 0 | 0 | 6 |
| Team | | | | 2-0-2 | | | | | | | |

TOTALS 31-72 6-19-14-20 18-24-42 25 82 18 11 3 11 200

| CONNECTICUT | FG | 3FG | FT | O-D-R | PF | TP | A | TO | BS | S | MIN |
|---------------------|------|-----|-----|---------|----|----|---|----|----|---|-----|
| Jeff Adrien, f | 5-10 | 0-0 | 3-7 | 3-4-7 | 2 | 13 | 1 | 2 | 2 | 0 | 32 |
| Stanley Robinson, f | 5-6 | 1-1 | 4-4 | 3-10-13 | 3 | 15 | 0 | 5 | 2 | 0 | 31 |
| Hasheem Thabeet, c | 6-13 | 0-0 | 5-7 | 3-3-6 | 3 | 17 | 1 | 1 | 2 | 1 | 36 |
| A.J. Price, g | 5-20 | 1-3 | 4-4 | 1-5-6 | 3 | 15 | 1 | 2 | 0 | 2 | 32 |
| Craig Austrie, g | 2-4 | 0-2 | 2-2 | 2-1-3 | 2 | 6 | 2 | 1 | 0 | 0 | 37 |
| Donnell Beverly | 0-0 | 0-0 | 0-0 | 0-0-0 | 0 | 0 | 0 | 0 | 0 | 0 | 2 |
| Kemba Walker | 1-5 | 0-0 | 3-9 | 1-1-2 | 4 | 5 | 2 | 4 | 0 | 1 | 20 |
| Gavin Edwards | 1-1 | 0-0 | 0-0 | 2-2-4 | 1 | 2 | 1 | 1 | 1 | 1 | 10 |
| Team | | | | 1-0-1 | | | | | | | |

TOTALS 25-59 2-6-21-33 16-26-42 18 73 8 16 7 5 200

Halftime: Michigan State 38-36

Officials: John Cahill, Leslie Jones, Michael Stuart Attendance: 72,456

NATIONAL CHAMPIONSHIP

NO. 1 NORTH CAROLINA 89 - NO. 1 MICHIGAN STATE 72

April 6, 2009 - Detroit, Mich.

| MICHIGAN ST. | FG | 3FG | FT | O-D-R | PF | TP | A | TO | BS | S | MIN |
|------------------|------|-----|-----|--------|----|----|---|----|----|---|-----|
| Raymar Morgan, f | 1-2 | 0-0 | 2-2 | 1-0-1 | 5 | 4 | 1 | 0 | 0 | 0 | 19 |
| Delvon Roe, f | 1-1 | 0-0 | 0-1 | 2-6-8 | 3 | 2 | 0 | 1 | 1 | 0 | 17 |
| Goran Sutton, c | 7-10 | 3-4 | 0-0 | 3-8-11 | 3 | 17 | 0 | 3 | 2 | 0 | 31 |
| Kalin Lucas, g | 4-12 | 0-1 | 6-8 | 0-0-0 | 2 | 14 | 7 | 6 | 0 | 0 | 35 |
| Travis Walton, g | 0-2 | 0-0 | 2-2 | 0-1-1 | 3 | 2 | 3 | 4 | 0 | 0 | 24 |
| Idong Ibok | 0-0 | 0-0 | 0-0 | 0-1-1 | 0 | 0 | 0 | 0 | 0 | 0 | 1 |
| Chris Allen | 0-8 | 0-7 | 3-5 | 1-0-1 | 2 | 3 | 1 | 0 | 0 | 0 | 17 |
| Austin Thornton | 0-1 | 0-0 | 2-2 | 0-3-3 | 1 | 2 | 0 | 0 | 0 | 0 | 3 |
| Durrell Summers | 4-10 | 2-6 | 3-4 | 2-3-5 | 1 | 13 | 2 | 2 | 1 | 0 | 21 |
| Isaiah Dahlman | 1-1 | 0-0 | 0-0 | 1-0-1 | 0 | 2 | 0 | 0 | 0 | 0 | 1 |
| Draymond Green | 2-2 | 0-0 | 3-5 | 2-5-7 | 3 | 7 | 0 | 2 | 0 | 1 | 12 |
| Jon Crandell | 0-0 | 0-0 | 0-0 | 0-0-0 | 0 | 0 | 0 | 0 | 0 | 0 | 1 |
| Korie Lucious | 2-5 | 2-5 | 0-0 | 0-0-0 | 3 | 6 | 0 | 2 | 0 | 0 | 14 |
| Tom Herzog | 0-0 | 0-0 | 0-0 | 0-0-0 | 0 | 0 | 0 | 0 | 0 | 0 | 1 |
| Marquise Gray | 0-1 | 0-0 | 0-0 | 1-0-1 | 2 | 0 | 0 | 0 | 0 | 0 | 3 |
| Team | | | | 0-2-2 | | | | | | | |

TOTALS 22-55 7-23-21-29 13-29-42 28 72 13 21 5 1 200

| N. CAROLINA | FG | 3FG | FT | O-D-R | PF | TP | A | TO | BS | S | MIN |
|---------------------|-------|--------|------|-------|----|----|---|----|----|---|-----|
| Deon Thompson, f | 3-8 | 0-0 | 3-4 | 0-3-3 | 4 | 9 | 0 | 2 | 0 | 0 | 23 |
| Tyler Hansbrough, f | 16-14 | 0-2 | 6-10 | 1-6-7 | 3 | 18 | 2 | 2 | 0 | 0 | 34 |
| Ty Lawson, g | 3-10 | 0-3-15 | 18 | 0-4-4 | 0 | 21 | 6 | 1 | 0 | 8 | 37 |
| Danny Green, g | 2-4 | 2-3 | 0-0 | 2-1-3 | 5 | 6 | 4 | 2 | 0 | 1 | 24 |
| Wayne Ellington, g | 7-12 | 3-3 | 2-2 | 2-2-4 | 2 | 19 | 0 | 0 | 0 | 0 | 35 |
| Marc Campbell | 0-1 | 0-0 | 0-0 | 0-1-1 | 0 | 0 | 0 | 0 | 0 | 0 | 1 |
| Bobby Frasier | 1-2 | 0-1 | 0-0 | 1-0-1 | 3 | 2 | 1 | 0 | 0 | 0 | 23 |
| Larry Drew II | 0-1 | 0-0 | 0-0 | 0-0-0 | 0 | 0 | 0 | 0 | 0 | 0 | 4 |
| J.B. Tanner | 0-0 | 0-0 | 0-0 | 0-0-0 | 0 | 0 | 0 | 0 | 0 | 0 | 1 |
| Justin Watts | 1-2 | 0-0 | 0-0 | 1-0-1 | 0 | 2 | 0 | 0 | 0 | 0 | 1 |
| Ed Davis | 5-7 | 0-0 | 1-4 | 2-6-8 | 4 | 11 | 0 | 0 | 0 | 0 | 14 |
| Patrick Moody | 0-0 | 0-0 | 0-0 | 0-0-0 | 0 | 0 | 0 | 0 | 0 | 0 | 1 |
| Mike Copeland | 0-0 | 0-0 | 0-0 | 0-0-0 | 0 | 0 | 0 | 0 | 0 | 0 | 1 |
| Tyler Zeller | 0-0 | 0-0 | 1-2 | 0-1-1 | 1 | 1 | 0 | 0 | 0 | 0 | 1 |
| Team | | | | 2-0-2 | | | | | | | |

TOTALS 28-61 5-12-28-40 11-24-35 22 89 13 7 0 9 200

Halftime: North Carolina 55-34

Officials: Tom O'Neill, Curtis Shaw, Tony Greene Attendance: 72,922



2010 FINAL FOUR

SPARTANS

NATIONAL SEMIFINAL

NO. 5 BUTLER 52 - NO. 5 MICHIGAN STATE 50

April 3, 2010 - Indianapolis, Ind.

| MICHIGAN ST. | FG | 3FG | FT | O-D-R | PF | TP | A | TO | B | S | MIN |
|--------------------|------|-----|-----|-------|----|----|----|----|---|---|-----|
| Raymar Morgan, f | 2-7 | 0-1 | 0-2 | 1-4 | 5 | 4 | 4 | 1 | 1 | 1 | 23 |
| Delvon Roe, f | 2-5 | 0-0 | 0-0 | 1-3 | 4 | 4 | 4 | 2 | 3 | 1 | 24 |
| Derrick Nix, c | 0-0 | 0-0 | 0-0 | 1-0 | 1 | 0 | 0 | 1 | 0 | 0 | 5 |
| Durrell Summers, g | 6-12 | 1-3 | 1-2 | 2-8 | 10 | 1 | 14 | 0 | 2 | 0 | 38 |
| Korie Lucious, g | 3-6 | 3-6 | 3-4 | 0-2 | 2 | 12 | 4 | 5 | 0 | 1 | 38 |
| Chris Allen | 0-0 | 0-0 | 0-0 | 0-0 | 3 | 0 | 0 | 3 | 0 | 0 | 16 |
| Austin Thornton | 0-1 | 0-0 | 0-0 | 0-1 | 1 | 0 | 1 | 0 | 0 | 0 | 12 |
| Mike Kebler | 0-1 | 0-0 | 0-0 | 1-3 | 4 | 0 | 0 | 1 | 0 | 0 | 7 |
| Draymond Green | 4-9 | 0-1 | 4-8 | 0-6 | 6 | 5 | 12 | 1 | 1 | 2 | 29 |
| Garrick Sherman | 1-1 | 0-0 | 2-2 | 0-1 | 1 | 4 | 0 | 1 | 0 | 0 | 8 |
| Team | | | | 2-0 | 2 | | | | | | |

| | | | | | | | | | | | | |
|---------------|--------------|-------------|--------------|-------------|-----------|-----------|-----------|-----------|-----------|----------|----------|------------|
| TOTALS | 18-42 | 4-11 | 10-18 | 8-28 | 36 | 21 | 50 | 11 | 16 | 4 | 3 | 200 |
|---------------|--------------|-------------|--------------|-------------|-----------|-----------|-----------|-----------|-----------|----------|----------|------------|

| BUTLER | FG | 3FG | FT | O-D-R | PF | TP | A | TO | B | S | MIN |
|-------------------|-------|------|-------|-------|----|----|----|----|---|---|--------|
| Gordon Hayward, f | 6-14 | 3-8 | 4-6 | 0-9 | 2 | 19 | 0 | 4 | 2 | 2 | 39 |
| Willie Veasley, f | 2-6 | 0-3 | 2-2 | 4-1 | 5 | 3 | 6 | 0 | 1 | 0 | 35 |
| Matt Howard, f | 1-7 | 0-0 | 2-3 | 2-0 | 2 | 4 | 4 | 0 | 1 | 0 | 15 |
| Shelvin Mack, g | 5-9 | 2-4 | 2-3 | 0-2 | 2 | 0 | 14 | 1 | 1 | 0 | 25 |
| Ronald Nored, g | 0-4 | 0-0 | 5-6 | 1-5 | 6 | 5 | 2 | 1 | 0 | 3 | 38 |
| Shawn Vanzant | 0-0 | 0-0 | 1-2 | 1-3 | 4 | 2 | 1 | 2 | 0 | 0 | 18 |
| Zach Hahn | 0-3 | 0-3 | 0-0 | 0-0 | 1 | 0 | 0 | 0 | 0 | 0 | 9 |
| Avery Jukes | 1-6 | 0-3 | 0-0 | 1-0 | 1 | 2 | 0 | 0 | 0 | 1 | 18 |
| Andrew Smith | 0-0 | 0-0 | 1-2 | 1-0 | 1 | 0 | 1 | 0 | 0 | 0 | 3 |
| Team | 1-1-2 | | | | | | | | | | |
| TOTALS | 15-49 | 5-21 | 17-24 | 11-21 | 32 | 17 | 52 | 5 | 8 | 2 | 12 200 |

Halftime: Tied 28-28

Officials: Jamie Luckie, Leslie Jones, Michael Stuart Attendance: 71,298



TOP: MSU made its nation's-best sixth Final Four appearance in the last 12 seasons. ABOVE LEFT: Midwest Regional Most Outstanding Player Durrell Summers led MSU with a double-double against Butler. ABOVE RIGHT: Not only did Draymond Green score 12 points against the Bulldogs, he added some strong defense, recording two blocks. BELOW: Raymar Morgan appeared in two Final Fours as a Spartan.



For the second time in six years, Michigan State advanced to the Final Four as the No. 5 seed. The Spartans opened the tournament against New Mexico State. The Spartans led by 16 points in the first half, but NMSU fought back to tie the game in the second half. MSU's defense then forced nine straight misses and the Spartans hit enough free throws to claim a 70-67 victory.

In the second round, MSU faced Maryland. Kalin Lucas suffered a season-ending injury in the first half, but the Spartans still led by 16 points midway through the second half. Of the game's six lead changes, four came in the final 40 seconds. Greivis Vasquez gave Maryland an 83-82 lead with six seconds left. Draymond Green then hustled the ball up court, passing the ball to Korie Lucious at the top of the key, who then nailed the buzzer-beating 3-pointer setting off a wild celebration.

Appearing in their third-straight Sweet 16, the Spartans faced a Northern Iowa team that had just knocked off No. 1 seed Kansas. MSU trailed by four at the half, but once again used strong second-half defense to emerge with a win, holding UNI without a field goal over the final 10:20 of the contest in a 59-52 MSU victory.

Tennessee stood between MSU and a second-straight trip to the Final Four. It started out as an offensive battle, as the game was tied 16-16 just over five minutes in, but turned into a test of defense down the stretch. Durrell Summers hit a 3-pointer with 2:47 left to give MSU a 69-66 lead. But after two Spartan misses and a missed front end of a 1-and-1, Tennessee had the ball in the final seconds with a chance to take the lead. With 11 seconds left, Scotty Hopson was fouled and went to the foul line with UT trailing 69-68. Hopson hit the first but missed the second. Lucious corralled the miss and pushed the ball up court. He passed to Draymond Green, who found Raymar Morgan open underneath the basket. Morgan was fouled and made the first free throw to send MSU to the Final Four.

At the Final Four at Lucas Oil Stadium, MSU faced a hometown Butler squad. The Spartans struggled through an off shooting night, hitting 42.9 percent from the floor and 55.6 percent from the foul line. Butler shot just 30.6 percent from the floor, but connected on 17-of-24 free throws. MSU had the ball down just one point in the final seconds. The ending was somewhat controversial as Draymond Green appeared to be fouled on his jumper from the lane, but no call was made and the Bulldogs hit free throws to secure a 52-50 victory.





MEDIA INFORMATION

NATION'S BEST SIX FINAL FOUR APPEARANCES IN 16 YEARS

BOARD OF TRUSTEES



JOEL I. FERGUSON
Chairman • Lansing



BRIAN BRESLIN
Vice Chairman • Alto



DIANNE BYRUM
Onondaga



MITCH LYONS
Rockford



BRIAN MOSALLAM
Dearborn



FAYLENE OWEN
East Lansing



GEORGE PERLES
East Lansing



DIANN WOODARD
Brownstown Township

For biographical information, visit <http://trustees.msu.edu>

PRESIDENT LOU ANNA K. SIMON, PH.D.



Lou Anna K. Simon, the 20th president of Michigan State University, leads the university's work to advance the common good in Michigan and around the world. An MSU graduate, she began her career at Michigan State after earning her doctorate in 1974. From there, she moved into a variety of administrative roles, including assistant provost for general academic administration, associate provost, and provost and vice president for academic affairs. She was appointed president by the MSU Board of Trustees in January 2005.

As president, Simon has engaged

Michigan State University in a strategic and transformative journey to adapt the principles of the land-grant tradition to 21st-century challenges. She has expanded MSU's reach in the state and around the world by focusing the university's strengths on solutions that enhance and protect quality of life: clean and affordable energy, access to education, safe and plentiful food, and health care. She outlined these commitments and the philosophy driving them in her monograph, *Embracing the World Grant Ideal: Affirming the Morrill Act for a Twenty-first-century Global Society*.

Simon's key initiatives, particularly in economic development and international engagement, reflect her commitment to applying knowledge to benefit society and further the global common good. Simon is a member of the American Council on Education and the Council on Competitiveness, a nonpartisan, nongovernmental organization working to ensure U.S. prosperity. She serves as chair of the National Security Higher Education Advisory Board, a group of presidents and chancellors of several prominent U.S. universities that consults regularly with national

agencies responsible for security, intelligence, and law enforcement. She also serves as chair of the National Collegiate Athletic Association's executive committee, the association's overarching governing panel.

Simon's resolute commitment to advancing Michigan's economic future has been a hallmark of her presidency. She serves on the board of directors of Business Leaders for Michigan and the Detroit Branch of the Federal Reserve Bank of Chicago. In the area of international engagement, Simon is a member of the executive committee of the Partnership to Cut Hunger and Poverty in Africa.

Research at Michigan State University reflects Simon's commitment to advancing knowledge and discovery to improve quality of life. Under her leadership, MSU has expanded its research in, among other areas, bio-fuels and green energy, medicine and medical technology, physics and rare isotopes, safe water, and agriculture to address world hunger. With the support of external funding now exceeding \$500 million annually, Simon is helping ensure that Michigan State University makes a significant positive difference locally and globally.

ATHLETICS DIRECTOR MARK HOLLIS



This is the vision Michigan State Athletics Director Mark Hollis has for Spartan Athletics. Hollis, who was named the 2012 Athletic Director of the Year by Street & Smith's Sports-Business Journal/Daily, is in his seventh year leading the MSU Athletics Department. He officially assumed the role of MSU's 18th athletics director on Jan. 1, 2008, succeeding Ron Mason.

Hollis has more than 25 years of athletics administration experience, either at the school or conference level. His well-rounded background has led to his knowledge of all areas within an athletics department, including marketing, financial administration, television negotiations, fund-raising, game operations, facility management, personnel policy, corporate interaction, sports management and public relations.

A 1985 MSU graduate, Hollis returned to his alma mater in 1995. Since then, he has been a critical component of the athletic department executive management staff, helping guide the department through short- and long-range plans. In addition, Hollis is chair of the NCAA Division I Amateurism Cabinet, a member of the NCAA's Men's Basketball Issues Committee, and a member of the Division I Men's Basketball Committee.

Since his official appointment as athletics director began in 2008, the Spartans have won 25 Big Ten Championships (regular season and tournament), appeared in two Final Fours and six bowl games, and finished in the top 40 of the Learfield Sports Directors' Cup five times. In addition, during Hollis' tenure as an administrator at MSU, the Spartans have

"We gather and engage our community to teach, support and celebrate our student-athletes in their quest for excellence."

appeared in 17 consecutive men's basketball NCAA Tournaments - the longest current streak among Big Ten schools and the third longest in the nation - and six Final Fours.

Hollis is credited with developing some of college athletics' most innovative events. It was his vision that led to Michigan State playing North Carolina in November 2011 in the first basketball game to be played on the flight deck of an aircraft carrier. In 2003, Hollis was the architect of the "BasketBowl," which established a then-world record crowd of 78,129 who witnessed the Michigan State-Kentucky game at Detroit's Ford Field. The concept, which involves placing the court in the center of a football stadium, has been used at the last six NCAA Final Fours. In 2001, Hollis helped mastermind the Michigan State-Michigan outdoor hockey game that attracted a then-world record crowd of 74,554 in Spartan Stadium.

Future events Hollis designed include a 16-team men's college basketball tournament with Nike-sponsored schools in Portland, Oregon, in November 2017 to celebrate Nike President Phil Knight's 80th birthday, and a four-team, round-robin men's college basketball barnstorming tour in December 2018 featuring MSU, Florida, North Carolina and Texas in New York, Chicago and Los Angeles.

Fueled by six Big Ten Championships (regular season and tournament), which tied the department record, Michigan State placed 29th in the 2013-14 Learfield Sports Directors' Cup standings, tied for the fourth best in department history and second highest under Hollis. Led by the Big Ten and Rose Bowl Championship football team, the Spartans closed the fall season at No. 2 in the Directors' Cup. MSU won a school-record 13 games, finished No. 3 in both national polls, defeated No. 5 Stanford in the 100th Rose Bowl Game, and topped No. 2 Ohio State in the Big Ten Championship Game. In addition to winning the Big Ten Tournament, field hockey advanced to the Elite Eight, along with men's soccer, and volleyball reached the regional round of the NCAA Tournament for the second year in a row. MSU maintained its excellence in women's cross country and women's golf, as both

programs captured their third Big Ten title in four years. On the hardwood, men's basketball won its fourth Big Ten Tournament title and reached the Elite Eight for the eighth time in the past 16 years, while the women's team claimed its second Big Ten regular-season championship in four years and received its sixth consecutive NCAA bid.

During Hollis' tenure, Michigan State student-athletes have excelled not only in competition, but in the classroom as well. For seven consecutive semesters, Spartan student-athletes have posted better than a 3.0 cumulative grade-point average. Nearly 400 student-athletes (398) posted a cumulative GPA above 3.0 in the spring semester of 2014, marking the second-highest total in the history of the department, and 17 teams also reached that mark. Additionally, 268 student-athletes earned Academic All-Big Ten honors throughout the 2013-14 academic year, including 59 Big Ten Distinguished Scholars (min. 3.7 GPA). In the spring of 2012, the athletics department compiled the highest grade-point average in program history with a 3.0644. The graduation success rate under Hollis is a remarkable 87 percent.

Spartan athletic facilities have been upgraded at an unprecedented rate the past decade - including more than \$100 million at Spartan Stadium - and will only continue to improve under Hollis. A \$24.5 million project to the north end of Spartan Stadium was completed in August 2014 that features a two-story, 50,000-square-foot addition as well as an entrance plaza, renovated gates, and additional restrooms and concessions. The building includes new locker rooms for teams, coaches and officials, a media center, and an engagement center for all varsity sports. Former All-America offensive lineman Flozell Adams provided a leadership gift of \$1.5 million for MSU's new locker room, which is named in honor of his later mother, Rachel Adams. Prior to the 2012 season, \$10 million scoreboards, totaling 13,300-square-feet, were installed in the north and south end zones, giving MSU one of the top video board systems in the nation.

The Spartans moved into one of the nation's finest football facilities in August 2008, as a \$15 million expan-

ATHLETICS DIRECTOR MARK HOLLIS

SPARTANS

sion and renovation project for the Duffy Daugherty Football Building was completed. MSU alumni Robert and Julie Skandalaris of Bloomfield Hills, Michigan, donated \$5 million as the lead gift for the facility expansion and upgrade. The Skandalaris Football Center includes team, staff and position meeting rooms, coaches' offices and a hall of history. In addition, an expanded weight room was finished in September 2008 that increased the facility in size from 9,000 to 16,500-square feet.

Also in 2008, the men's and women's soccer programs opened DeMartin Stadium, a state-of-the-art 2,500-seat facility that enables MSU to host conference and national tournaments. The baseball program played its inaugural season in McLane Baseball Stadium in 2009 following a \$4 million donation to the 2,500-seat ballpark by former Houston Astros owner Drayton McLane Jr. In 2011, with the help of a \$1 million gift by alumnus Ambassador Peter F. Secchia – the largest cash (outright) gift received by an MSU women's intercollegiate sports program – Secchia Stadium, a 1,100-seat facility located at Old College Field, opened for the softball program.

On the playing field in 2012-13, Michigan State ranked 30th in the Directors' Cup standings. In the fall, the football team appeared in its sixth consecutive bowl game with a win over TCU in the Buffalo Wild Wings Bowl, men's soccer won the Big Ten Tournament title, volleyball advanced to the Sweet 16, and the men's and women's cross country teams reached the NCAA Championships. Among the winter sports, the men's basketball team advanced to the Sweet 16 for the 11th time in the past 16 years, the women's basketball team earned an NCAA Tournament bid for the fifth-straight season, and two Spartans earned national runner-up honors at the NCAA Track and Field Indoor Championships. The achievements continued in the spring, as men's tennis received its first-ever bid for the NCAA Championships, women's golf placed a school-record ninth at the NCAA Championships, and women's track and field placed 18th at the NCAA Championships.

In 2011-12, MSU won three Big Ten Championships (women's cross country, men's basketball and women's golf) and the football team

won the 2011 Big Ten Legends Division title and played in the inaugural Big Ten Championship Game. The Spartans finished ranked No. 10 in the final USA TODAY Coaches Poll after winning 11 games, including a dramatic 33-30 triple-overtime victory over Georgia in the 2012 Outback Bowl. The men's basketball team captured a share of the conference regular-season championship, won the 2012 Big Ten Tournament title, and advanced to the NCAA Sweet 16. Overall, nine sports participated in their respective team NCAA Championships, while individuals competed in five more NCAA Championships. The Spartans finished 34th overall in the 2011-12 Directors' Cup standings.

Michigan State had a banner year in 2010-11, winning five Big Ten Championships. The football team won a then school-record 11 games and claimed the program's seventh Big Ten Championship, the baseball team won its first Big Ten title since 1979, while the women's cross country, women's basketball and women's golf teams also won conference championships. In 2009-10, the men's basketball team advanced to the Final Four for the sixth time in the last 12 years and won its second-straight Big Ten regular-season title, and field hockey captured both the Big Ten regular-season and tournament championships.

One of Hollis' major goals upon becoming athletics director was accomplished in 2010 when he unveiled the new brand and identity program for the athletics department. All of Michigan State's uniforms now incorporate consistent use of colors, logos, lettering and numerals along with standardization for logos.

In Hollis' first full season as athletics director in 2008-09, Michigan State enjoyed one of its most successful years of the decade with a 27th-place finish in the Directors' Cup, the best showing for the department since 2003 and the third highest in the department's history. Ten teams earned bids to their respective NCAA Championships, led by men's basketball, which reached the national title game against North Carolina while also winning the Big Ten regular-season championship.

Hollis was named athletics director-designate on Sept. 12, 2007, and teamed with Mason in the transition throughout the fall of 2007. Prior to

his official appointment as athletics director, Hollis played a lead role in two significant head coaching searches during the 2006-07 year. He spearheaded the effort to hire Mark Dantonio as football coach, which has resulted in a school-record seven consecutive bowl appearances, two Big Ten Championships (2010, 2013) and a Rose Bowl Championship (2014). He also provided major assistance in the hiring of women's basketball coach Suzy Merchant in the spring of 2007, who led the Spartans to the Sweet 16 in 2009 and has brought MSU to six-straight NCAA Tournaments. Hollis' first hire as athletics director arrived on July 2, 2008, when he tabbed Jake Boss Jr. to direct the Spartan baseball program; in just three seasons, Boss won a Big Ten title in 2011, the first for the program in 32 years, then followed in 2012 by guiding MSU to the NCAA Tournament.

On Oct. 13, 2005, Michigan State University and WJR - 760 AM announced a five-year agreement to carry Spartan football and men's basketball games, along with coaches' radio shows. The successful partnership led to the announcement on Jan. 19, 2010, of a 10-year extension through 2020. Hollis played a leading role in finding MSU athletics a home on the 50,000-watt Detroit radio station, known as the "Great Voice of the Great Lakes." The agreement has benefited more than just athletics as WJR regularly promotes the academic accomplishments of the university in addition to broadcasting sporting events.

Prior to returning to Michigan State, Hollis spent two years at the University of Pittsburgh as assistant and associate athletic director. Before his stint at Pitt, Hollis worked for the Western Athletic Conference. He joined the WAC as an administrative assistant immediately after college. Two years later, he was appointed assistant to the commissioner and soon thereafter was promoted to assistant commissioner.

Hollis earned his Bachelor of Arts degree in communication from Michigan State in 1985, where he served as a basketball team manager under Jud Heathcote. In 1992, he earned his MBA in business administration from the University of Colorado. He and his wife Nancy, have a daughter, Katy, and two sons, T.R. and Michael.

BRESLIN CENTER INFORMATION

The Jack Breslin Student Events Center, one of the premier facilities in the country, serves as home to the Michigan State Spartans. Opened in November of 1989, it seats 14,797 for basketball.

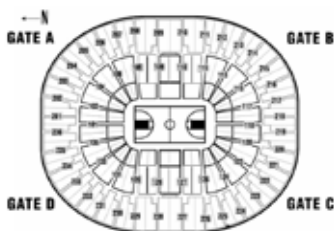
The \$43-million facility is named in honor of "Mr. MSU," Jack Breslin, who prior to his death in August of 1988, was a senior consultant to former MSU President Dr. John DiBaggio. Breslin was the captain and most valuable player of the 1945 football team. He also earned varsity letters in baseball and basketball and was the 1946 senior class president. He worked for the university for more than 30 years, serving since 1969 as vice president for administration and public affairs before retiring in 1986.

Over the last few seasons, Breslin Center has undergone some significant changes. In summer of 2011, an LED video board and fascia ribbon board were installed. This past summer, new LED lights were installed, providing an enhanced viewing experience for fans, as well as increasing energy efficiency.

*** Nineteen of the 20 NCAA Champions since 1995 have played a game at the Breslin Center during Tom Izzo's head coaching career.**

*** From 1998-2002, the Spartans won 53 straight games at the Breslin Center establishing a Big Ten record.**

*** Entering the 2014-15 season, the Spartans are 265-35 (.883) at Breslin Center under Tom Izzo.**



BRESLIN CENTER YEAR-BY-YEAR

| Year | Overall | | Big Ten | | Total | Average |
|---------------|---------------|-------------|---------------|-------------|------------------|---------------|
| | W-L | Pct. | W-L | Pct. | Attendance | |
| 1989-90 | 14-2 | .875 | 8-1 | .889 | 237,720 | 14,858 |
| 1990-91 | 12-2 | .857 | 7-2 | .778 | 209,066 | 14,933 |
| 1991-92 | 13-2 | .867 | 7-2 | .778 | 217,957 | 14,530 |
| 1992-93 | 9-5 | .643 | 4-5 | .444 | 207,423 | 14,816 |
| 1993-94 | 12-3 | .800 | 7-2 | .778 | 205,264 | 13,684 |
| 1994-95 | 14-1 | .933 | 8-1 | .889 | 236,627 | 14,789 |
| 1995-96 | 10-5 | .667 | 6-3 | .667 | 199,659 | 13,311 |
| 1996-97 | 13-4 | .765 | 6-3 | .667 | 222,858 | 13,109 |
| 1997-98 | 12-3 | .800 | 7-1 | .875 | 208,694 | 13,913 |
| 1998-99 | 14-0 | 1.000 | 8-0 | 1.000 | 204,272 | 14,591 |
| 1999-2000 | 14-0 | 1.000 | 8-0 | 1.000 | 205,226 | 14,659 |
| 2000-01 | 16-0 | 1.000 | 8-0 | 1.000 | 236,144 | 14,759 |
| 2001-02 | 15-2 | .882 | 6-2 | .750 | 250,903 | 14,759 |
| 2002-03 | 14-2 | .875 | 8-0 | 1.000 | 236,144 | 14,759 |
| 2003-04 | 12-2 | .857 | 7-1 | .875 | 206,626 | 14,759 |
| 2004-05 | 14-1 | .933 | 7-1 | .875 | 221,385 | 14,759 |
| 2005-06 | 12-2 | .857 | 6-2 | .750 | 206,626 | 14,759 |
| 2006-07 | 18-1 | .947 | 7-1 | .875 | 280,421 | 14,759 |
| 2007-08 | 17-0 | 1.000 | 9-0 | 1.000 | 250,903 | 14,759 |
| 2008-09 | 12-2 | .857 | 7-2 | .778 | 206,626 | 14,759 |
| 2009-10 | 15-2 | .882 | 7-2 | .778 | 250,903 | 14,759 |
| 2010-11 | 12-3 | .800 | 7-2 | .778 | 221,955 | 14,797 |
| 2011-12 | 17-1 | .944 | 8-1 | .889 | 266,346 | 14,797 |
| 2012-13 | 16-1 | .941 | 8-1 | .889 | 251,549 | 14,797 |
| 2013-14 | 12-4 | .750 | 6-3 | .667 | 236,752 | 14,797 |
| Totals | 339-50 | .871 | 177-38 | .823 | 5,678,049 | 14,597 |



MEDIA INFORMATION

SPARTANS

Working Facilities

Michigan State's working facilities, with work space and seating for writers and electronic media, are located courtside of the Jack Breslin Student Events Center and can be reached by the stairway from the ticket lobby entrance on the south end of the building. In addition, there is media seating on platform 113 on the concourse level. The media work room has been relocated to the mezzanine level of the Breslin Center. The photo work room is located in room 40C, located at arena level across from the freight elevator in the tunnel.

Press Credentials

All requests for working press, photo and broadcast credentials for Michigan State's 2014-15 home basketball games should be submitted online. Please contact athletic communications office assistant Paulette Martis at (517) 355-2271 for the URL. Upon approval, all credentials will either be mailed out, held at the front desk of the Kellogg Center (located on Harrison Road between Michigan and Kalamazoo) or held at the media table located in the Breslin Center ticket office lobby.

Radio & Television

Origination for television is located at press row on the west side of the court. Production trucks can enter the facility through the tunnel at the south end of the building after contacting Rick Church at (517) 353-8608. School radio originations are located at the scorer's table. Due to a lack of courtside space, national radio broadcasts will originate from the mezzanine level.

Photographers

Photographers can work from either baseline while observing the limitation markings at the end of the floor. Floor spaces will be assigned for all games. The photo work room is located in room 40C, located at arena level across from the freight elevator in the tunnel.

Parking

Windshield passes admitting cars to the arena parking lots may be purchased upon request and availability. Media parking will be in the Breslin Center lot, Jenison Field House, or the lot on the southwest corner of Kalamazoo Road and Harrison Road. Media should enter the Breslin Center parking lot from Harrison Road.

Internet Access

Wireless Internet is available for the working media in the Breslin Center media work room and at courtside. The wireless password will be displayed in the media work room. Ethernet connections are also available at selected seats in the media work room.

Services

Programs, game notes and other relevant information will be supplied to working media. Box scores are provided after each half. Statistics, coaches' quotes and post-game notes are available after the game. Live stats will be available at www.livestats.ath.msu.edu/basketball.

MSU On The Internet

Visit the official Michigan State Athletics home page at www.msuspartans.com. The latest Spartan basketball game notes can be found in PDF format. The site also offers up-to-date information on all of MSU's 25 varsity sports.

Postgame Interviews

Coach Izzo and the visiting head coach will hold a press conference following the game in the media work room. MSU players will be made available to the media following the game in the Spartan locker room.

Pro Scouts

Due to space constraints, MSU does not provide media seating for professional scouts. However, scouts may secure single-game tickets for Spartan home games through the MSU Basketball Office at (517) 355-1643. In addition, scouts will be provided game notes, stats, box scores and rosters on request.

Press Conference

A weekly press conference with coach Tom Izzo and women's basketball coach Suzy Merchant is held during the season on Mondays at 11:30 a.m. Contact the athletic communications office for the location.

Interviews

Media wishing to set up appointments with Tom Izzo should contact men's basketball SID Matt Larson. Mornings are Izzo's best time for interviews. All interviews with players must be arranged through the athletic communications office. No interviews may be conducted with a Spartan player on the day of a game. Player interviews are arranged post-practice on selected days.

NCAA Credentials

According to NCAA regulations, media wishing to be credentialed for the 2015 NCAA Tournament through Michigan State must attend 90 percent of Spartan home games.

ATHLETIC COMMUNICATIONS

Breslin Center, Room Z-22, 534 Birch Road

East Lansing, Mich. 48824-1003

Phone: (517) 355-2271



JOHN LEWANDOWSKI
Assoc. A.D./Communication
lewski@ath.msu.edu



MATT LARSON
New Media Director
Men's Basketball Contact
larson@ath.msu.edu

Jamie Baldwin - Ath. Comm. Dir.
Ben Phlegar - Asst. Dir.
Kara Fisher - Asst. Dir.
Jeff Barnes - Asst. Dir.
Bob Armstrong - Video Prod.
Nick Baker - Video Prod.

Justin Garant - Video Prod.
Jake Huber - Video Prod.
Ryan McPhail - Video Prod.
Paulette Martis - Office Asst.
Jeremy Crawford - Intern
Tyler Galloway - Intern

MICHIGAN STATE
BASKETBALL

MSUSpartans.com



@msu_basketball



MSUAthletics



@MSU_Spartans



MSUSpartanAthletics



SPARTAN SPORTS NETWORK



For the 15th-consecutive season, the Spartan Sports Network (Holt, Mich.) will produce and distribute basketball broadcasts on 33 affiliates throughout the state, including flagship station WJIM Radio (AM 1240) and WMMQ (FM 94.9) in Lansing, WJR Radio (AM 760) in Detroit and WBBL Radio (FM 107.3) in Grand Rapids.

Providing commentary on Spartan radio broadcasts for the 29th straight year is the venerable Gus Ganakas. Ganakas is no stranger to MSU basketball fans, having retired in 2000 after 36 years of service to the University. Gus was the head coach of the Spartan program from 1969-70 through 1975-76 after serving as an assistant under John Benington the three previous years. From 1976-98, he served as assistant athletics director. From 1998-2000, Ganakas served as special assistant to head coach Tom Izzo, directing the activities surrounding MSU Basketball's Centennial in 1998-99.

Will Tieman is in his 3th straight season as the play-by-play voice of the Spartans in 2014-15 after serving in that capacity from 1992-96. A 2013 inductee into the Michigan Broadcasting Hall of Fame, he is also the 2012 recipient of the prestigious Ty Tyson award presented by the Detroit Sports Broadcasters Association. Tieman began his play-by-play career in 1970 as the voice of Miami (Ohio) University. His career has spanned radio and television, including sports director at CBS affiliate WFLI-TV, 16 years of radio work from the Indianapolis Motor Speedway, host of the Big Ten conference series "This Week in College Basketball" and national broadcasts of numerous bowl games and college all-star events. Tieman hosts a daily three-minute radio series "Timeout with Tom Izzo" featuring MSU head men's basketball coach Tom Izzo. He has received five "Best Network Play-by-Play" awards from the Michigan Association of Broadcasters and served as president of the DSBA for two years. A longtime member of the United States Basketball Writers Association, Tieman most recently hosted the inaugural radio broadcast of the 2014 Michigan Sports Hall of Fame induction ceremony.

Former Spartan Matt Steigenga is in his seventh year providing commentary. Steigenga was a four-year letterwinner at Michigan State, totaling 1,296 points in his Spartan career, ranking 24th in MSU history. He finished his career as MSU's all-time leader in blocks (97; now ranks fifth), and started 123 of the 124 games in which he played, ranking tied for third in MSU history in career games started.

In March 2014, the Spartan Sports Network became the most honored radio network in the state of Michigan at the Michigan Association of Broadcasters annual Broadcast Excellence Awards dinner for the seventh year in a row. SSN received 10 awards for its programming and one for commercial production, including "Bests" for Spartan Basketball play-by-play and the Tom Izzo Show.

The Spartan Sports Network reaches 100 percent of the state's population, covering the state's 10 largest markets.

NETWORK AFFILIATES

| | |
|--------------------|---------------|
| Alma | WQBX-FM 104.9 |
| Alpena | WKJZ-FM 94.9 |
| Ann Arbor | WLBY-AM 1290 |
| Bad Axe | WLEW-AM 1340 |
| Battle Creek | WBCK-FM 95.3 |
| Benton Harbor | WCSY-FM 103.7 |
| Detroit | WJR-AM 760 |
| Escanaba | WUPF-FM 107.3 |
| Flint | WWCK-AM 1570 |
| Gaylord | WMJZ-FM 101.5 |
| Grand Haven | WGHN-FM 92.1 |
| Grand Rapids | WBBL-FM 107.3 |
| Greenville | WGLM-AM 1380 |
| Hastings | WBCH-AM 1220 |
| | WBCH-FM 100.1 |
| Holland | WPNW-AM 1260 |
| | WPNW-FM 96.5 |
| Iron Mountain | WMIQ-AM 1450 |
| Ishpeming | WUPG-FM 96.7 |
| Jackson | WIBM-AM 1450 |
| | WIBM-FM 101.9 |
| Kalamazoo | WKZO-AM 590 |
| Lansing | WJIM-AM 1240 |
| | WMMQ-FM 94.9 |
| Ludington/Manistee | WLDN-FM 98.7 |
| Midland | WLUN-FM 100.9 |
| Newberry | WMJT-FM 96.7 |
| Ontonagon | WUPY-FM 101.1 |
| Petoskey | WJML-AM 1110 |
| Port Huron | WPHM-AM 1380 |
| Saginaw | WILZ-FM 104.5 |
| Tawas City | WQLB-FM 103.3 |
| Traverse City | WLDR-FM 101.9 |

* Sirius/XM Radio

* Streaming at www.spartansportsnetwork.com

The Tom Izzo Show

The Spartan Sports Network will produce and distribute Tom Izzo's weekly radio show Monday nights from 7-8 p.m. The Spartan Sports Network, featuring 33 affiliates throughout the state, will broadcast the show from the Reno's East Side Sportsbar & Grill (1310 Abbot Road) in East Lansing. Coach Izzo provides an in-depth look at the Michigan State basketball program, and is joined by host Will Tieman and analyst Gus Ganakas.

Spartan Basketball All-Access

"Spartan Basketball All-Access" provides fans with a behind-the-scenes, inside look at the Michigan State men's basketball program. The show will take viewers into the film room, the practice court, the post-game locker room, and on the road with the Spartans. "Spartan Basketball All-Access" will debut Mondays on FOX Sports Detroit, with re-airs throughout the week. In 2012, "Spartan Basketball All Access" earned an EMMY from The Michigan Chapter of the National Academy of Television Arts & Sciences (MI-NATAS) in the category of Sports Daily or Weekly Program for coverage of the Spartans return to Jenison Field House. Jacob Huber serves as producer/director.



Top Ten Things You Should Know About BTN

1. BTN IS A NATIONAL NETWORK:

All BTN events are televised to a national audience, with 60 million subscribers and availability to more than 90 million homes in the US and Canada, and via BTN2Go

International, around the world.

2. EVENTS MORE THAN DOUBLED: BTN is planning to air more than 1000 HD events across all platforms in 2014-15, as well as original programming, studio shows and classic games. In 2007-08 (BTN's first year), BTN aired more than 400 live events as well as studio shows, original programming, classic games and coaches' shows.

3. SEE EXTRA GAMES: BTN uses "Extra Football Game Channels" to televise BTN football games occurring at the same time so fans can see the game they most want to watch regardless of where they live.

4. TAKE BTN WITH YOU: BTN subscribers whose providers offer BTN-2Go, the 24/7 BTN simulcast, can access BTN anywhere, anytime via tablets, smartphones, and PCs along with on-demand access to BTN's deep archive of games and original programming and Extra Football Game Channels.

5. FULL DIGITAL ACCESS: Since launch, BTN has possessed the digital rights to all home events, and through the complete aggregation of each Big Ten university's digital content, BTN launched the Big Ten Digital Network in 2011, streaming hundreds of live events that are not televised on BTN.

6. DEDICATED TO WOMEN'S SPORTS: No other network devotes as much to women's sports as BTN. The network schedule annually features over 500 women's events. Each week during the academic year, the network airs the Big Ten Women's Sports Report, a program dedicated exclusively to the highlights and accomplishments of female Big Ten student-athletes.

7. ON-THE-JOB EXPERIENCE: BTN has provided hundreds of students an opportunity to participate in live sports production through Student U. Since 2009, Big Ten students on each campus have produced and announced hundreds of events, offering them a unique opportunity to gain real-world experience and for the network to train the production stars of tomorrow.

8. EXCELLENCE ACKNOWLEDGED: BTN has earned two Sports Emmy nominations for The Journey: Big Ten Basketball, and was also recognized with its first Edward R. Murrow Award in the category of excellence in sports reporting for its feature story on Brock Mealer.

9. WHO GETS BTN? MILLIONS OF FANS: BTN had virtually full distribution on expanded basic or equivalent level of service in its eight (now nine) Big Ten states by the start of the football season in 2008. (In terms of BTN's largest providers, Comcast came on board in June 2008, with Time Warner, Mediacom and Charter launching the network in late August 2008.) BTN currently has agreements with more than 300 affiliates.

10. LIVING BIG, GIVING BACK: BTNLive Big is a pro-social initiative that encourages Big Ten fans to act, serve and inspire through a television series that profiles alumni, students and supporters who are "living big" through their service to others. BTNLiveBig.com helps connect fans with causes they're passionate about.



Honoring Legends Building Leaders

The mission of the Big Ten Conference has always been to excel athletically without compromising the priority our member institutions assign to their academic standards and to their commitment to student academic success. We seek to celebrate the many accomplishments of Big Ten Student athletes while continuously reinforcing each of our member institutions' high academic standards. Striking that important balance between academic and athletics is integral to the Big Ten's identity, and the Big Ten's "Honoring Legends. Building Leaders." campaign links directly to the Big Ten mission.

** The Big Ten Conference has led the nation in men's basketball attendance for 38 straight years.*

** Six Big Ten teams were selected to participate in the 2014 NCAA Tournament, with three teams advancing to the Elite Eight.*

** Seven of the 12 Big Ten teams won 20 or more games in 2013-14.*

** Big Ten programs have combined for 44 Final Four appearances, including five in the last six seasons.*

** Seven Big Ten teams were ranked in either the Associated Press or USA Today Coaches Top 25 at some point in 2013-14.*



COMPOSITE SCHEDULE

December

- 30 Iowa at Ohio State
Illinois at Michigan
Maryland at Michigan State
Northwestern at Rutgers
31 Penn State at Wisconsin
Indiana at Nebraska
Minnesota at Purdue

January

- 3 Illinois at Ohio State
Minnesota at Maryland
Penn State at Rutgers
Michigan at Purdue
4 Wisconsin at Northwestern
5 Nebraska at Iowa
Indiana at Michigan State
6 Ohio State at Minnesota
Michigan at Penn State
7 Purdue at Wisconsin
Maryland at Illinois
8 Michigan State at Iowa
Rutgers at Nebraska
10 Ohio State at Indiana
Minnesota at Michigan
Maryland at Purdue
11 Illinois at Nebraska
Wisconsin at Rutgers
Northwestern at Michigan St.
13 Michigan at Ohio State
Iowa at Minnesota
Penn State at Indiana

- 14 Rutgers at Maryland
Illinois at Northwestern
15 Nebraska at Wisconsin
17 Michigan State at Maryland
Ohio State at Iowa
Purdue at Penn State
Northwestern at Michigan
Rutgers at Minnesota
18 Indiana at Illinois
20 Iowa at Wisconsin
Michigan at Rutgers
Minnesota at Nebraska
21 Purdue at Illinois
Penn State at Michigan State
22 Ohio State at Northwestern
Maryland at Indiana
24 Wisconsin at Michigan
Michigan State at Nebraska
Iowa at Purdue
Illinois at Minnesota
Rutgers at Penn State
25 Indiana at Ohio State
Northwestern at Maryland
27 Nebraska at Michigan
Michigan State at Rutgers
28 Indiana at Purdue
Minnesota at Penn State
29 Maryland at Ohio State
31 Wisconsin at Iowa
Rutgers at Indiana
Purdue at Northwestern
Nebraska at Minnesota
Penn State at Illinois

February

- 1 Michigan at Michigan State
2 Indiana at Wisconsin
3 Rutgers at Illinois
Northwestern at Nebraska
4 Ohio State at Purdue
Penn State at Maryland
5 Iowa at Michigan
7 Nebraska at Penn State
Illinois at Michigan State
Purdue at Minnesota
Northwestern at Wisconsin
8 Ohio State at Rutgers
Michigan at Indiana
Maryland at Iowa
10 Wisconsin at Nebraska
Michigan St. at Northwestern
11 Penn State at Ohio State
Indiana at Maryland
12 Michigan at Illinois
Purdue at Rutgers
Minnesota at Iowa
14 Ohio State at Michigan State
Maryland at Penn State
15 Iowa at Northwestern
Illinois at Wisconsin
Minnesota at Indiana
Nebraska at Purdue
17 Michigan State at Michigan
18 Wisconsin at Penn State
Northwestern at Minnesota
19 Purdue at Indiana
Nebraska at Maryland
Rutgers at Iowa

- 21 Minnesota at Wisconsin
Penn State at Northwestern
22 Ohio State at Michigan
Indiana at Rutgers
Iowa at Nebraska
Michigan State at Illinois
24 Wisconsin at Maryland
25 Indiana at Northwestern
Illinois at Iowa
26 Nebraska at Ohio State
Rutgers at Purdue
Minnesota at Michigan State
28 Michigan at Maryland
Iowa at Penn State
Northwestern at Illinois

March

- 1 Michigan State at Wisconsin
Purdue at Ohio State
3 Iowa at Indiana
Michigan at Northwestern
Maryland at Rutgers
4 Ohio State at Penn State
Purdue at Michigan State
Nebraska at Illinois
5 Wisconsin at Minnesota
7 Michigan State at Indiana
Illinois at Purdue
Rutgers at Michigan
Northwestern at Iowa
8 Wisconsin at Ohio State
Maryland at Nebraska
Penn State at Minnesota

2015 NCAA TOURNAMENT

First Four

Dayton, Ohio • University of Dayton Arena
University of Dayton (Host) • March 17 & 18

Second/Third Rounds

Jacksonville, Fla.
Veterans Memorial Arena
Jacksonville University (Host)
March 19 & 21

Louisville, Ky.
KFC Yum! Center
University of Louisville (Host)
March 19 & 21

Pittsburgh, Pa.
Consol Energy Center
Duquesne University (Host)
March 19 & 21

Portland, Ore.
Rose Garden
University of Oregon (Host)
March 19 & 21

Charlotte, N.C.
Time Warner Cable Arena
UNC-Charlotte (Host)
March 20 & 22

Columbus, Ohio
Nationwide Arena
Ohio State University (Host)
March 20 & 22

Omaha, Neb.
CenturyLink Center
Creighton University (Host)
March 20 & 22

Seattle, Wash.
KeyArena
Univ. of Washington (Host)
March 20 & 22

Regionals

Midwest Regional
Cleveland, Ohio
Quicken Loans Arena
Cleveland St./MAC (Hosts)
March 26 & 28

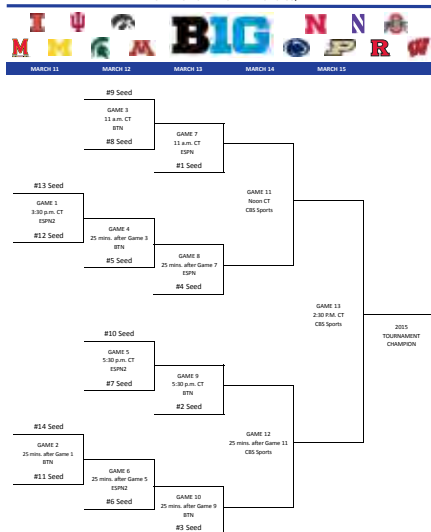
West Regional
Los Angeles, Calif.
Staples Center
Pepperdine University (Host)
March 26 & 28

South Regional
Houston, Texas
Reliant Stadium
Rice/Houston (Hosts)
March 27 & 29

East Regional
Syracuse, N.Y.
Carrier Dome
Syracuse University (Host)
March 27 & 29

2015 BIG TEN MEN'S BASKETBALL TOURNAMENT

MARCH 13-15 • UNITED CENTER • CHICAGO, IL



Final Four

Indianapolis, Ind.
Lucas Oil Stadium
Horizon League/IUPUI (Hosts)
April 4 & 6



OPPONENT INFORMATION

SPARTANS

ARKANSAS-PINE BLUFF

uapblionsroar.com

Dec. 6-East Lansing
Coach: George Ivory (78-112 overall)
SID: Ronnie Johnson
johnsonrnt@uapb.edu (870) 575-7949

EASTERN MICHIGAN

emueagles.com

Dec. 17-East Lansing
Coach: Rob Murphy (52-51 overall)
SID: Sean Hostetter
shostett@emich.edu (734) 487-0317

INDIANA

iuhoosiers.com

Jan. 5-East Lansing; March 7-Bloomington
Coach: Tom Crean (291-193 overall)
SID: J.D. Campbell
jcs66@indiana.edu (812) 322-1437

LOYOLA

loyolaramblers.com

Nov. 21-East Lansing
Coach: Porter Moser (137-162 overall)
SID: Leo Krause
lkrause@luc.edu (773) 508-2497

MICHIGAN

mgoblue.com

Feb. 1-East Lansing; Feb. 17-Ann Arbor
Coach: John Beilein (701-412 overall)
SID: Tom Wywrot
twywrot@umich.edu (734) 647-1268

NEBRASKA

huskers.com

Jan. 24-Lincoln
Coach: Tim Miles (317-251 overall)
SID: Shamus McKnight
smcknight@huskers.com (402) 472-7772

OAKLAND

ougizzlies.com

Dec. 14-East Lansing
Coach: Greg Kampe (519-386 overall)
SID: Scott MacDonald
macdona2@oakland.edu (248) 370-4008

PURDUE

purduesports.com

March 4-East Lansing
Coach: Matt Painter (216-117 overall)
SID: Chris Forman
cforman@purdue.edu (765) 494-3201

RUTGERS

scarletknights.com

Jan. 27-Piscataway
Coach: Eddie Jordan (12-21 overall)
SID: Kevin Lorincz
klorincz@scarletknights.com (732) 445-8112

TEXAS SOUTHERN

athletics.tsu.edu

Dec. 20-East Lansing
Coach: Mike Davis (273-180 overall)
SID: Andrew Roberts
robertsal@tsu.edu (713) 313-6829

THE CITADEL

citadelsports.com

Dec. 22-East Lansing
Coach: Chuck Driesell (119-166 overall)
SID: Jon Cole
Jon.Cole@citadel.edu (843) 953-7590

GEORGIA TECH

ramblinwreck.com

Nov. 28-Kissimmee, Fla. (Possible)
Coach: Brian Gregory (215-146 overall)
SID: Mike Stamus
mstamus@athletics.gatech.edu (404) 894-5446

IOWA

hawkeyesports.com

Jan. 8-Iowa City
Coach: Fran McCaffery (325-240 overall)
SID: Matthew Weitzel
matthew-weitzel@uiowa.edu (319) 355-9411

MARQUETTE

gomarquette.com

Nov. 28-Kissimmee, Fla. (Possible)
Coach: Steve Wojciechowski (1st Season)
SID: Scott Kuykendall
scott.kuykendall@marquette.edu (414) 288-4794

MINNESOTA

gophersports.com

Feb. 26-East Lansing
Coach: Richard Pitino (43-27 overall)
SID: Dan Reising
dbreising@umn.edu (612) 625-4389

NORTHWESTERN

nusports.com

Jan. 11-East Lansing; Feb. 10-Evanston
Coach: Chris Collins (14-19 overall)
SID: Nick Brilowski
brilowski@northwestern.edu (847) 467-3831

OHIO STATE

ohiostatebuckeyes.com

Feb. 14-East Lansing
Coach: Thad Matta (377-114 overall)
SID: Dan Wallenberg
wallenberg.1@osu.edu (614) 292-6861

RHODE ISLAND

gorhody.com

Nov. 30-Kissimmee, Fla. (Possible)
Coach: Dan Hurley (60-62 overall)
SID: Mike Laprey
mlaprey@mail.uri.edu (401) 874-2401

SANTA CLARA

santaclarabroncos.com

Nov. 24-E. Lansing; Nov. 30-Kissimmee, Fla. (Poss.)
Coach: Kerry Keating (116-121 overall)
SID: Michelle Young
myoung@scu.edu (408) 554-2114

WISCONSIN

uwbadgers.com

March 1-Madison
Coach: Bo Ryan (704-224 overall)
SID: Patrick Herb
PAH@athletics.wisc.edu (608) 890-2477

DUKE

goduke.com

Nov. 18-Indianapolis
Coach: Mike Krzyzewski (983-306 overall)
SID: Matt Plizga
plizga@duaa.duke.edu (919) 668-1712

ILLINOIS

fightingillini.com

Feb. 7-East Lansing; Feb. 22-Champaign
Coach: John Groce (128-84 overall)
SID: Derrick Burson
burson@illinois.edu (217) 333-1391

KANSAS

kuathletics.com

Nov. 30-Kissimmee, Fla. (Possible)
Coach: Bill Self (532-174 overall)
SID: Chris Theisen
theisen@ku.edu (785) 864-3474

MARYLAND

umterps.com

Dec. 30-East Lansing; Jan. 17-College Park
Coach: Mark Turgeon (309-202 overall)
SID: Zack Bolno
zbolno@umd.edu (301) 314-1482

NAVY

navysports.com

Nov. 14-Annapolis
Coach: Ed DeChellis (239-301 overall)
SID: Matt Muzza
muzza@usna.edu (410) 293-8778

NOTRE DAME

und.com

Dec. 3-Notre Dame
Coach: Mike Brey (399-210 overall)
SID: Bernadette Cafarelli
cafarelli.1@nd.edu (574) 631-8458

PENN STATE

gopsusports.com

Jan. 21-East Lansing
Coach: Patrick Chambers (80-87 overall)
SID: Alissa Clendenen
akc16@psu.edu (814) 865-1757

RIDER

gobroncs.com

Nov. 27-Kissimmee, Fla.
Coach: Kevin Baggett (33-32 overall)
SID: Bud Focht
focht@rider.edu (609) 896-5138

TENNESSEE

utsports.com

Nov. 30-Kissimmee, Fla. (Possible)
Coach: Donnie Tyndall (200-107 overall)
SID: Tom Satkowiak
tomsid@tennessee.edu (865) 974-7501



TV/RADIO ROSTER




**#0
MARVIN
CLARK JR.**

F, 6-6, Fr.
Kansas City, Mo.
Sunrise Christian Acad.



**#2
JAVON
BESS**

G, 6-5, Fr.
Columbus, Ohio
Gahanna Lincoln



**#3
ALVIN
ELLIS III**

G, 6-4, So.
Matteson, Ill.
Chicago De La Salle




**#5
BRYN
FORBES**

G, 6-3, Jr.
Lansing, Mich.
Sexton



**#10
MATT
COSTELLO**

F, 6-9, Jr.
Linwood, Mich.
Bay City Western




**#11
LOURAWLS
"TUM TUM"
NAIRN JR.**

G, 5-10, Fr.
Nassau, Bahamas
Sunrise Christian Acad.



**#13
TREVOR
BOHNHOFF**

F, 6-7, Jr.
Saginaw, Mich.
Nouvel




**#14
ERON
HARRIS**

G, 6-3, Jr.
Indianapolis, Ind.
Lawrence North



**#15
KEENAN
WETZEL**

G, 6-4, R-Sr.
Monroe, Mich.
St. Mary Catholic Central




**#20
TRAVIS
TRICE**

G, 6-0, Sr.
Huber Heights, Ohio
Wayne




**#22
BRANDEN
DAWSON**

F, 6-6, Sr.
Gary, Ind.
Lew Wallace




**#25
KENNY
GOINS**

F, 6-6, Fr.
Troy, Mich.
Warren Mott



**#34
GAVIN
SCHILLING**

F, 6-9, So.
Chicago, Ill.
Findlay Prep



**#41
COLBY
WOLLENMAN**

F, 6-7, R-Jr.
Big Horn, Wyo.
Big Horn



**#45
DENZEL
VALENTINE**

G, 6-5, Jr.
Lansing, Mich.
Sexton



**TOM
IZZO**

Head Coach
20th Season



**DWAYNE
STEPHENS**

Associate Head Coach
12th Season



**MIKE
GARLAND**

Assistant Coach
15th Season



**DANE
FIFE**

Assistant Coach
4th Season

MSU IN THE NBA

39 ALL-TIME NBA SPARTANS


SHANNON BROWN



ALAN ANDERSON



KEVIN WILLIS 1984-2007



ERIC SNOW 1995-2008



SAM VINCENT
1985-1992



SCOTT SKILES 1986-1996




CHARLIE BELL 2001-2002,
2005-2011



SHAWN RESPERT
1995-1999



GREG KELSER 1979-1985



PAUL DAVIS
2006-2010



MATEEN CLEAVES
2000-2006



MAURICE AGER 2006-2011



FOREVER SPARTANS

STEVE SMITH 1991-2005



EARVIN "MAGIC" JOHNSON
1979-1991, 1995-1996




GARY HARRIS



NBA LEGENDS

JASON RICHARDSON



ADREIAN PAYNE



DRAYMOND GREEN



ZACH RANDOLPH



HARRIS & PAYNE DRAFTED IN 2014 FIRST ROUND





SPARTANS

MICHIGAN STATE
UNIVERSITY