

2015-2016

# MICHIGAN STATE SPARTANS



NATION'S BEST SEVEN FINAL FOURS IN LAST 17 YEARS



# 2015 FINAL FOUR



2015 EAST REGIONAL CHAMPIONS



NATION'S BEST SEVEN FINAL FOURS IN LAST 17 YEARS



## THE ROAD TO THE FINAL FOUR



2ND ROUND - MSU V. GEORGIA (70-63)



3RD ROUND - MSU V. VIRGINIA (60-54)



SWEET 16 - MSU V. OKLAHOMA (62-58)



ELITE EIGHT - MSU V. LOUISVILLE (76-70 OT)



## // 2015-16 SCHEDULE 4 //

## // COACHING STAFF 5-20 //

Tom Izzo	6-13
Dwayne Stephens	14
Mike Garland	15
Dane Fife	16
Thomas/Denisco/Herner	17
Sawyer/Moyer	18
Support Staff	19
Managers/Office Assistants	20

## // 2015-16 SPARTANS 21-64 //

2015-16 Outlook	22-25
Kyle Ahrens	26-27
Javon Bess	28-29
Marvin Clark Jr.	30-31
Matt Costello	32-35
Deyonta Davis	36-37
Alvin Ellis III	38-39
Bryn Forbes	40-43
Conner George	44-45
Kenny Goins	46-47
Eron Harris	48-49
Matt McQuaid	50-51
Lourawls "Tum Tum" Nairn Jr.	52-53
Gavin Schilling	54-55
Denzel Valentine	56-59
Matt Van Dyk	60-61
Colby Wollenman	62-64

## // 2014-15 REVIEW 65-98 //

2014-15 Results	65
2014-15 Box Scores	67-96

2014-15 Statistics	97
2014-15 Big Ten Recap	98

## // HISTORY & TRADITION 99-120 //

1979 NCAA Champions	100
2000 NCAA Champions	101
Championship Teams	102-103
All-Americans	104-108
Retired Jerseys	109
Honors and Awards	110-114
Spartans In The NBA Draft	115
Spartans In The NBA	116
Spartans In The NBA/NBA Honors	117
All-Time Spartans In The NBA Stats	118
USA Basketball	119
Spartan Captains	120

## // SPARTAN RECORDS 121-188 //

Scoring Records	122-123
1,000-Point Scorers	124-129
Rebounding Records	130-131
Field-Goal Records	131-132
Free-Throw Records	133-134
3-Point Field Goal Records	134-135
Assist/Steal/Block Records	136-137
Miscellaneous Records	138
Freshman Records	139
Opponent Records	140
Breslin Center Records	141
All-Time Summary	142-143
Year-By-Year Statistics	144-145
Yearly Attendance	146
All-Time Coaching Records	147
Year-By-Year Results	148-172

All-Time Record Vs. Opp.	173-183
All-Time Letterwinners	184-188

## // POSTSEASON HISTORY 189-206 //

Big Ten Tournament History	190-191
Big Ten Tournament Records	192
NCAA Tournament History	193-195
NCAA Tournament Records	196
NCAA Tournament Factoids	197
1957 Final Four	198
1979 Final Four	199
1999 Final Four	200
2000 Final Four	201
2001 Final Four	202
2005 Final Four	203
2009 Final Four	204
2010 Final Four	205
2015 Final Four	206

## // MEDIA INFORMATION 207-217 //

Board of Trustees/President	208
Athletics Director Mark Hollis	209-210
Breslin Center Information	211
Media Information	212
Spartan Sports Network	213
BTN/Big Ten Conference	214
Composite Schedule	215
Opponent Information	216
TV/Radio Roster	217



## 2015-16 MICHIGAN STATE ROSTER

NO.	NAME	POS.	HT.	WT.	CLASS	HOMETOWN/HIGH SCHOOL
0	Kyle Ahrens	G	6-5	210	Fr.	Versailles, Ohio/Versailles
2	Javon Bess	G	6-5	220	So.	Columbus, Ohio/Gahanna Lincoln
3	Alvin Ellis III	G	6-4	205	Jr.	Matteson, Ill./Chicago De La Salle
5	Bryn Forbes	G	6-3	190	Sr.	Lansing, Mich./Sexton (Cleveland State)
10	Matt Costello	F	6-9	245	Sr.	Linwood, Mich./Bay City Western
11	Lourawls (Tum Tum) Nairn Jr.	G	5-10	175	So.	Nassau, Bahamas/Sunrise Christian Academy (Bel Aire, Kan.)
13	Conner George	G	6-3	190	Fr.	Okemos, Mich./Okemos
14	Eron Harris	G	6-3	185	R-Jr.	Indianapolis, Ind./Lawrence North (West Virginia)
15	Marvin Clark Jr.	F	6-6	230	So.	Kansas City, Mo./Sunrise Christian Academy (Bel Aire, Kan.)
20	Matt McQuaid	G	6-5	190	Fr.	Duncanville, Texas/Duncanville
23	Deyonta Davis	F	6-10	240	Fr.	Muskegon, Mich./Muskegon
25	Kenny Goins	F	6-6	225	R-Fr.	Troy, Mich./Warren Mott
30	Matt Van Dyk	F	6-5	210	R-Jr.	Imlay City, Mich./Imlay City
34	Gavin Schilling	F	6-9	250	Jr.	Chicago, Ill./Findlay Prep (Henderson, Nev.)
41	Colby Wollenman	F	6-7	230	R-Sr.	Big Horn, Wyo./Big Horn
45	Denzel Valentine	G	6-5	220	Sr.	Lansing, Mich./Sexton

**HEAD COACH:** Tom Izzo (21st Year)

**ASSOCIATE HEAD COACH:** Dwayne Stephens (13th Year)

**ASSISTANT COACHES:** Mike Garland (16th Year), Dane Fife (5th Year)

**DIRECTOR OF BASKETBALL OPERATIONS:** David Thomas

**VIDEO COORDINATOR:** Drew Denisco

**ASSISTANT VIDEO COORDINATOR:** Doug Herner

**ATHLETIC TRAINER:** Quinton Sawyer

**EQUIPMENT MANAGER:** Dave Pruder

**STRENGTH & CONDITIONING COACH:** Todd Moyer

**GRADUATE MANAGERS:** Thomas Kelley & Austin Thornton

### PRONUNCIATION GUIDE

Kyle Ahrens	Arns
Javon Bess	Juh-VAUGHN
Bryn Forbes	Rhymes with win
Kenny Goins	Rhymes with coins
Eron Harris	Aaron
Lourawls "Tum Tum" Nairn Jr.	One syllable (Nair rhymes with hair)
Matt Van Dyk	Van Dyke
Colby Wollenman	WALL-en-munn





## QUICK FACTS

## UNIVERSITY INFORMATION

Location	East Lansing, Mich.
Enrollment	50,085
Founded	1855
Nickname	Spartans
Colors	Green and White
President	Dr. Lou Anna K. Simon
Athletics Director	Mark Hollis
Department Phone	(517) 355-1623
Conference	Big Ten
Arena/Capacity	Breslin Center/14,797
All-Time Record at Breslin	351-54/Since 1989
Press Row Phone	(517) 353-1626
Ticket Office Phone	(517) 355-1610 or 1-800-GO-STATE

## COACHING STAFF

Head Coach	Tom Izzo (Northern Michigan, '77)
MSU Record/Years	495-199/20
Overall Record/Years	495-199/20
Associate Head Coach	Dwayne Stephens (Mich. St., '93)
Assistant Coach	Mike Garland (Northern Michigan, '77)
Assistant Coach	Dane Fife (Indiana, 2002)

Director of Basketball Operations	David Thomas
Video Coordinator	Drew Denisco
Assistant Video Coordinator	Doug Herner
Basketball Secretaries	Lori Soderberg/Kristen Porter
Equipment Manager	Dave Pruder
Athletic Trainer	Quinton Sawyer
Strength & Conditioning Coach	Todd Moyer

Basketball Office Phone	(517) 355-1643
Basketball Office Fax	(517) 432-1018
Basketball Mailing Address	534 Birch Road Room 150 East Lansing, MI 48824

## ATHLETIC COMMUNICATIONS

New Media Director/Basketball Contact	Matt Larson
Office Phone	(517) 355-2271
Office Fax	(517) 353-9636
E-mail	larson@ath.msu.edu
Web Site	msuspartans.com
Mailing Address	534 Birch Road Room Z-22 East Lansing, MI 48824

Radio Network	Spartan Sports Network
Contact Person	Will Tieman
Phone	(517) 337-1776



@msu\_basketball



MSUAthletics



MSUSpartanAthletics @MichiganStateBasketball



## TEAM INFORMATION

2014-15 Overall Record	27-12
2014-15 Home Record	12-4
2014-15 Road Record	7-4
2014-15 Neutral Record	8-4
2014-15 Big Ten Record/Finish	12-6/T-3rd
2014-15 Big Ten Home Record	6-3
2014-15 Big Ten Road Record	6-3
Final 2015 Ranking	ESPN/USA Today - #7; AP - #23
2015 Postseason	NCAA Tournament Final Four
Returning Starters	3 (2 G, 1 F)
Letterwinners Returning	10 (4 G, 6 F)
Letterwinners Lost	4 (2 G, 2 F)
Top Returners	Denzel Valentine (Sr., G, 14.5 ppg, 6.3 rpg) Bryn Forbes (Sr., G, 8.5 ppg, .427 3FG%) Matt Costello (Sr., F, 7.0 ppg, 5.2 rpg)
Newcomers	4 (3 G, 1 F) Kyle Ahrens (G, 6-5, 210, Fr., Versailles, Ohio) Deyonta Davis (F, 6-10, 240, Fr., Muskegon, Mich.) Conner George (G, 6-3, 190, Fr., Okemos, Mich.) Matt McQuaid (G, 6-5, 190, Fr., Duncanville, Texas)

## PROGRAM HISTORY

First Season of Competition	1898-99
All-Time Record	1,619-1,060

NCAA Appearances	29
(1957, 1959, 1978, 1979, 1985, 1986, 1990, 1991, 1992, 1994, 1995, 1998, 1999, 2000, 2001, 2002, 2003, 2004, 2005, 2006, 2007, 2008, 2009, 2010, 2011, 2012, 2013, 2014, 2015)	

Final Four Appearances	9
(1957, 1979, 1999, 2000, 2001, 2005, 2009, 2010, 2015)	

NCAA Tournament Record	63-28
------------------------	-------

NCAA Championships	2 (1979, 2000)
--------------------	----------------

Big Ten Championships	13
(1957, 1959, 1967, 1978, 1979, 1990, 1998, 1999, 2000, 2001, 2009, 2010, 2012)	

Big Ten Tournament Championships	4
(1999, 2000, 2012, 2014)	

**CREDITS** - The 2015-16 Michigan State Men's Basketball Media Guide is a production of the MSU Athletic Communications Office. Written, compiled and edited by New Media Director Matt Larson and Athletic Communications Staff Assistant Jon Hevron. Cover, template and player bio design by Traction, Lansing, Michigan. Editorial assistance from Athletic Communication Assistant Directors Jeff Barnes and Ben Phlegar. Additional assistance provided by Athletic Communications Staff Assistant Jac Rhine and Student Assistants Nick Barnowski, Derek Blalock, Matt Bontorin, Madeline Carino, Natalie Puckett, Erin Scott, Hanna Sprague. Publication layout by Matt Larson and Jon Hevron. Photos courtesy of Matthew Mitchell/Matthew Mitchell Photography; Dale Young/Detroit News; Rey Del Rio/Del Rio Images; NBA Photos; Bruce Schwartzman/Schwartzman Sports Photography; USA Basketball. Printing by BRD Printing, Lansing, Michigan.



## NOVEMBER

Wed.	4	<b>NORTHERN MICHIGAN</b> (exhibition) (BTN Plus)	East Lansing, Mich.	7 p.m.
Mon.	9	<b>FERRIS STATE</b> (exhibition) (BTN Plus)	East Lansing, Mich.	7 p.m.
Fri.	13	<b>FLORIDA ATLANTIC</b> (ESPN3)	East Lansing, Mich.	7 p.m.
Tues.	17	vs. Kansas (Champions Classic) (ESPN)	Chicago, Ill.	10 p.m.
Fri.	20	<b>ARKANSAS-PINE BLUFF</b> (ESPN3)	East Lansing, Mich.	7 p.m.
<b>WOODEN LEGACY</b>				
Mon.	23	<b>EASTERN MICHIGAN</b> (BTN)	East Lansing, Mich.	7 p.m.
Thurs.	26	vs. Boston College (ESPN2)	Fullerton, Calif.	6:30 p.m.
Fri.	27	vs. UC-Irvine/Boise State (ESPN2/ESPN3)	Fullerton, Calif.	5/2:30 p.m.
Sun.	29	vs. Evansville/Providence/Santa Clara/Arizona (TBA)	Anaheim, Calif.	TBA

## DECEMBER

Wed.	2	<b>LOUISVILLE</b> (ACC/Big Ten Challenge) (ESPN)	East Lansing, Mich.	7:15 p.m.
Sat.	5	<b>BINGHAMTON</b> (ESPN)	East Lansing, Mich.	12 p.m.
Wed.	9	<b>MARYLAND EASTERN SHORE</b> (BTN)	East Lansing, Mich.	7 p.m.
Sat.	12	<b>FLORIDA</b> (ESPN2)	East Lansing, Mich.	6 p.m.
Sat.	19	at Northeastern (NBC Sports Network)	Boston, Mass.	12:30 p.m.
Tues.	22	vs. Oakland (ESPN)	Auburn Hills, Mich.	7 p.m.
Tues.	29	at Iowa (BTN)	Iowa City, Iowa	9 p.m.

## JANUARY

Sat.	2	at Minnesota (ESPN2)	Minneapolis, Minn.	3 p.m.
Thurs.	7	<b>ILLINOIS</b> (ESPN/ESPN2/ESPN)	East Lansing, Mich.	7/9 p.m.
Sun.	10	at Penn State (BTN)	University Park, Pa.	12 p.m.
Thurs.	14	<b>IOWA</b> (ESPN/ESPN2)	East Lansing, Mich.	7 p.m.
Sun.	17	at Wisconsin (CBS)	Madison, Wis.	1:30/4:30 p.m.
Wed.	20	<b>NEBRASKA</b> (BTN)	East Lansing, Mich.	6:30 p.m.
Sat.	23	<b>MARYLAND</b> (ESPN/ESPN2)	East Lansing, Mich.	TBA
Thurs.	28	at Northwestern (ESPN/ESPN2)	Evanston, Ill.	9 p.m.
Sun.	31	<b>RUTGERS</b> (BTN)	East Lansing, Mich.	5:15 p.m.

## FEBRUARY

Sat.	6	at Michigan (CBS)	Ann Arbor, Mich.	2 p.m.
Tues.	9	at Purdue (ESPN)	West Lafayette, Ind.	7 p.m.
Sun.	14	<b>INDIANA</b> (CBS)	East Lansing, Mich.	1 p.m.
Thurs.	18	<b>WISCONSIN</b> (ESPN/ESPN2)	East Lansing, Mich.	9 p.m.
Tues.	23	at Ohio State (ESPN)	Columbus, Ohio	9 p.m.
Sun.	28	<b>PENN STATE</b> (BTN)	East Lansing, Mich.	12 p.m.

## MARCH

Wed.	2	at Rutgers (BTN)	Piscataway, N.J.	7 p.m.
Sat./Sun.	5/6	<b>OHIO STATE</b> (ESPN/ESPN2/CBS/BTN)	East Lansing, Mich.	TBA
Wed.-Sun.	9-13	Big Ten Tournament	Indianapolis, Ind.	
Tues.-Wed.	15-16	NCAA Tournament - First Four		
Thur.-Sun.	17-20	NCAA Tournament - First & Second Rounds		
Thur.-Sun.	24-27	NCAA Tournament - Regionals		

## APRIL

Sat. & Mon.	2 & 4	NCAA Final Four	Houston, Texas	
-------------	-------	-----------------	----------------	--

Home games (**BOLD**) played at the Breslin Center  
 Game times are Eastern Standard Time and subject to change





# MICHIGAN STATE COACHING STAFF



## Head Coach TOM IZZO

\\ 21st SEASON \\



**Eight Time National Coach of the Year \\ One NCAA Championship \\ Seven Final Four Appearances \\ Seven Big Ten & Four Big Ten Tournament Championships \\ 18 Straight NCAA Tournaments \\ 16 NBA Draft Picks, Including Eight First Rounders \\ Nine All-Americans, Two Academic All-Americans \\ Graduates 84% of Players that Complete Eligibility \\ Longest Serving Active Big Ten Coach \\ One of Five Coaches All-Time with Seven Big Ten Titles \\ MSU's All-Time Winningest Coach**

18

STRAIGHT NCAA  
TOURNAMENTS

16

NBA DRAFT  
PICKS

8

NATIONAL COACH  
OF THE YEAR HONORS

7

FINAL FOUR  
APPEARANCES

7

BIG TEN  
CHAMPIONSHIPS

In two decades, head coach Tom Izzo has firmly cemented Michigan State among the elite programs in college basketball. Entering his 21st year directing the Spartans, Izzo has compiled an impressive list of accomplishments, including the 2000 NCAA National Championship, seven regular-season Big Ten Championships, four Big Ten Tournament titles, seven Final Four appearances, eight National Coach of the Year awards and a Big Ten-best 18 straight NCAA Tournament appearances.

These accomplishments, however, are not what make Izzo one of the best in the game, but rather it is his insatiable desire to accomplish more.

With a career record of 495-199, it's easy to see that Izzo knows how to win, but he also knows how to win the right way. In his 20 years directing the Spartan program, 84 percent of his players who completed their eligibility also left with a degree. In the last 16 years, 46 Spartans have received their undergraduate degrees.

In 20 seasons, Izzo has returned Michigan State to national prominence, placed his name in the NCAA record books and become a leader among college basketball coaches.

Izzo's 495 wins are fifth most by any coach in his first 20 seasons in the history of college basketball. In late November 2009, he passed his mentor Jud Heathcote (340 wins) to become MSU's all-time winningest coach. In the NCAA Tournament, Izzo is at his best, winning at a clip of .730 to rank fifth among all active coaches with at least 10 tournament games coached. His 46 NCAA Tournament wins are the most ever for a Big Ten coach, and rank tied for eighth all-time.

A 2015 inductee into the Michigan Sports Hall of Fame, Izzo led MSU to seven Final Four appearances between 1999 and 2015, becoming just the fourth school in college basketball history to do it in any 17-year span, including just the third since the tournament field expanded to 64 teams in 1985. Izzo is one of just two coaches in NCAA history to reach four Final Fours in his first 10 years of coaching, joining Ohio State's Fred Taylor, and is just the second coach in NCAA history to appear in seven Final Fours in a 17-year span since the tournament expanded to 64 teams. His seven Final Four appearances rank tied for fourth all-time, tied for second among active coaches and first all-time among Big Ten coaches. Two stats stand out in Izzo's NCAA Tournament success: 1) MSU is 21-4 in the second game of an NCAA Tournament weekend 2) MSU is 13-10 as the lower-seeded team as the 13 wins are the most in NCAA Tournament history for any coach.





## HEAD COACH TOM IZZO

## IZZO CAREER COACHING RECORD



YEAR	OVERALL	PCT.	BIG TEN		FINISH	POSTSEASON
			TEN	PCT.		
1995-96	16-16	.500	9-9	.500	7th	NIT Second Round
1996-97	17-12	.586	9-9	.500	T-6th	NIT Second Round
1997-98	22-8	.733	13-3	.813	T-1st	NCAA Sweet 16
1998-99	33-5	.868	15-1	.938	1st	NCAA Final Four
1999-2000	32-7	.821	13-3	.813	T-1st	NCAA Champion
2000-01	28-5	.848	13-3	.813	T-1st	NCAA Final Four
2001-02	19-12	.613	10-6	.625	5th	NCAA First Round
2002-03	22-13	.629	10-6	.625	T-3rd	NCAA Elite Eight
2003-04	18-12	.600	12-4	.750	T-2nd	NCAA First Round
2004-05	26-7	.788	13-3	.813	2nd	NCAA Final Four
2005-06	22-12	.647	8-8	.500	T-6th	NCAA First Round
2006-07	23-12	.657	8-8	.500	T-7th	NCAA Second Round
2007-08	27-9	.750	12-6	.667	4th	NCAA Sweet 16
2008-09	31-7	.816	15-3	.833	1st	NCAA Runner Up
2009-10	28-9	.757	14-4	.778	T-1st	NCAA Final Four
2010-11	19-15	.559	9-9	.500	T-5th	NCAA Second Round
2011-12	29-8	.784	13-5	.722	T-1st	NCAA Sweet 16
2012-13	27-9	.750	13-5	.722	T-2nd	NCAA Sweet 16
2013-14	29-9	.784	12-6	.667	T-2nd	NCAA Elite Eight
2014-15	27-12	.692	12-6	.667	T-3rd	NCAA Final Four
<b>20 Years</b>	<b>495-199</b>	<b>.713</b>	<b>233-107</b>	<b>.685</b>		

Through 20 seasons, Izzo is already one of the most successful coaches in Big Ten history. His .685 winning percentage in Big Ten games ranks fourth all-time among league coaches with at least 10 years of service, while in all games, Izzo ranks fourth (.713). With 233 conference victories, Izzo ranks third all-time, trailing just Indiana's Bob Knight (353 wins) and Purdue's Gene Keady (265 wins), while also ranking third for most wins at a Big Ten institution (495), trailing just Knight (662) and Keady (512).

Furthermore, Izzo brings stability to Michigan State basketball. The 2015-16 season will be Izzo's 33rd with the Spartans, as he is the longest serving active Big Ten men's basketball head coach. He is also a leader among his peers, serving as the NABC President from April 2010-April 2011, while holding spots on the John R. Wooden Award Board of Governors and the USA Basketball Collegiate Committee.

Over the past 18 seasons, Izzo has compiled an impressive 462-171 (.730) record. A quick look at other stats further demonstrates the Spartans' success over that stretch: 215-89 (.707) in the Big Ten; 254-30 (.894) at the Breslin Center, including a Big Ten record 53-game winning streak; 104-94 (.525) against Top 25 teams (including three wins over No. 1-ranked teams); 70-31 (.693) in postseason play and 46-17 (.730) in the NCAA Tournament.

Individually, players have excelled under Izzo. Nine Spartans (Charlie Bell, Mateen Cleaves, Paul Davis, Draymond Green, Gary Harris, Drew Neitzel, Adreian Payne, Morris Peterson and Jason Richardson) have earned some form of All-America honors, as Green was named National Player of the Year by the National Association of Basketball Coaches (NABC) in 2012. Chris Hill was a three-time Academic All-American, while Neitzel also earned Academic All-America accolades. Twenty-eight different players have earned all-conference recognition, including 11 different first-team honorees, four Big Ten Players of the Year (Cleaves, Green, Lucas, Peterson) and one Big Ten Freshman of the Year (Gary Harris).

One of the reasons for Izzo's success is his ability to recruit some of the nation's most talented high school players. During his time as head coach, Izzo has recruited 12 McDonald's All-Americans (Mateen Cleaves - 1996, Jason Richardson - 1999, Marcus Taylor and Zach Randolph - 2000, Kelvin Torbert - 2001, Paul Davis - 2002, Shannon Brown and Brandon Cotton - 2003, Keith Appling - 2010, Brandon Dawson - 2011, Gary Harris - 2012, Deyonta Davis - 2015). In addition, nine of the last 17 Michigan Mr. Basketball award winners suited up for the Green and White (1999 - Richardson, 2000 - Taylor, 2001 - Torbert, 2002 - Davis, 2004 - Drew Neitzel, 2009 - Derrick Nix, 2010 - Appling, 2012 - Matt Costello, 2015 - Davis), while Shannon Brown won the 2003 Illinois Mr. Basketball Award and Gary Harris won the 2012 Indiana Mr. Basketball Award.

But perhaps even more important to Izzo's success is his ability to take young talent and develop a player's skills, allowing him to grow as a player and go on to play professionally. Under Izzo, Michigan State has had 16 players selected in the NBA Draft, including 15 since 2000, eight of whom were first rounders (Mateen Cleaves - 2000 first round, Morris Peterson - 2000 first round, Jason Richardson - 2001 first round, Zach Randolph - 2001 first round, Andre Hutson - 2001 second round, Marcus Taylor - 2002 second round, Erazem Lorbek - 2005 second round, Shannon Brown - 2006 first round, Maurice Ager - 2006 first round, Paul Davis - 2006 second round, Goran Suton - 2009 second round, Draymond Green - 2012 second round, Adreian Payne - 2014 first round, Gary Harris - 2014 first round, Brandon Dawson - 2015 second round). Ager, Cleaves, Dawson, Davis, Harris, Payne, Richardson, Randolph and Taylor were all high school All-Americans, but Izzo took Hutson, Peterson and Suton, who were not ranked in the top 75 coming out of high school, and turned them into NBA talent. In addition, Izzo-recruit Charlie Bell played in the NBA during the 2001-02 season after signing a free agent contract. After a successful stint overseas, Bell played seven more seasons in the NBA. Alan



## HEAD COACH TOM IZZO

## SPARTANS



Anderson, a member of the 2005 Final Four team, signed a free agent contract and played two years with the Charlotte Bobcats and, after a stint in Europe, is in his fifth season back in the NBA. Keith Appling and Travis Trice were undrafted but signed partially guaranteed NBA contracts in the summer of 2015. Numerous other former Spartans have enjoyed lucrative professional careers playing overseas.

Izzo has also emerged as a teacher, not only to his players, but also his assistant coaches. Three current Division I head coaches all served as assistants to Izzo, including Tom Crean (Indiana), Brian Gregory (Georgia Tech) and Mark Montgomery (Northern Illinois). In total, eight former assistants have earned head coaching jobs. Current assistant Mike Garland spent three seasons as head coach at Cleveland State following an initial seven-year stint at MSU, while Stan Joplin was also head coach at Toledo for 12 seasons, Jim Boylen served as head coach at Utah for four seasons, and Stan Heath served as head coach at Kent State, Arkansas and South Florida over 13 seasons. Doug Wojcik spent nine seasons between Tulsa and College of Charleston.

The 2014-15 Spartans provided a lesson in resiliency and the power of working toward a common goal and togetherness. MSU opened the season ranked in the polls, but by Christmas, the Spartans had fallen out of the rankings. Following a home loss to Illinois on Feb. 7, the Spartans stood at 15-8, including just 6-4 in conference. MSU closed the regular season by winning six of its last eight games, including a final week that featured a come-from-behind home finale win over Purdue on Senior Day despite a first-half injury to Brandon Dawson, and regular-season finale victory at Indiana without Dawson. In the Big Ten Tournament, MSU defeated Ohio State and No. 8 Maryland before falling to No. 6 Wisconsin in overtime. The Spartans were disappointed to have let a championship opportunity slip away, but entered the NCAA Tournament on a mission.

Having entered March just hoping to secure a spot in the NCAA Tournament, the postseason run turned a good season into a great one. As the No. 7 seed, MSU opened with a victory over No. 10 Georgia. In the third round, MSU faced No. 2 Virginia for the second-straight season, defeating the Cavaliers to advance to a nation's-best seventh Sweet 16 in the last eight seasons. At the East Regional in Syracuse, the Spartans trailed at the half against both No. 3 Oklahoma in the Sweet 16 and No. 4 Louisville in the Elite Eight, before rallying for a pair of victories to reach the Final Four. Making its nation's-best seventh Final Four appearance in the last 17 seasons, MSU got off to a quick start against No. 1 Duke before falling to the eventual National Champion Blue Devils. MSU would finish 27-12, 12-6 in the Big Ten. Of the 2320-win seasons in Michigan State history, Izzo has been involved in 20 of them, 15 as a head coach and five as an assistant.

The senior class of 2015 finished tied for the second-winningest class in school history with 112 wins. The 2014-15 Spartans established school single-season records for assists (646) and blocks (176), while the 294 made 3-pointers were second-most in school history. Averaging 16.6 assists per game, the Spartans ranked fifth in the nation, while ranking seventh in assist-to-turnover ratio (1.5). Defensively, MSU posted a .396 field-goal percentage defense, marking the fourth-straight season that Spartan opponents shot less than 40 percent from the field.

The 2013-14 season was not short of highlights. It started early, with No. 2 MSU knocking off No. 1 Kentucky, 78-74, on Nov. 12 in Chicago, in what was the earliest game ever between No. 1 and No. 2. One week later, MSU ascended to No. 1 in the polls, a position it would hold for three weeks – establishing a school record for the longest stay at No. 1. In late November, the Spartans captured the Coaches Vs. Cancer Tournament in Brooklyn, marking MSU's first regular-season, neutral-site tournament championship since December 1998.

Injuries proved to be a common storyline during the 2013-14 campaign, as six different players, including each one of MSU's top four scorers, missed multiple games due to injury or illness for a total of 29 games missed. In 19 of 38 games, including 13 of 18 Big Ten contests, the Spartans were without their full allotment of players due to injury. In nine games, Michigan State was without two of its regular rotation players. In total, 11 different Spartans started at least one game, as Izzo employed 15 different starting lineups. The fluctuation led to inconsistent results through much of the Big Ten slate, but by the end of the regular season, MSU was getting healthy.

Playing at full strength, the Spartans played at a different level in the postseason, steamrolling through the Big Ten Tournament. The championship game featured the third meeting of the season between in-state rivals Michigan State and Michigan, marking the first time the Spartans and Wolverines would meet in the conference tournament. Although UM won the two regular-season meetings, this was the first time MSU would feature a complete roster, pulling away early in the second half to capture the fourth tournament championship in school history with a 69-55 victory.

MSU entered the NCAA Tournament as the No. 4 seed in the East Region, but was also a popular pick to advance to the Final Four and even cut down the championship nets. In the second round, Adreian Payne scored an MSU NCAA Tournament record 41 points to defeat Delaware, 93-78. Two days later, the Spartans advanced to the Sweet 16 with





## HEAD COACH TOM IZZO

an 80-73 win over Harvard. Playing in the East Regional in New York City's Madison Square Garden, Michigan State defeated No. 1 seed Virginia, 61-59. In the Elite Eight, the Spartans held a nine-point lead in the second half against Connecticut, but the eventual National Champion Huskies would rally for a 60-54 victory.

The 2013-14 Spartans finished with a 29-9 record, including 12-6 in the Big Ten, finishing tied for second. The 29 wins tied for the fourth-best total in school history, while MSU established single-season school records for assists (637), made 3-point field goals (307), and blocks (174). Michigan State led the conference in field-goal percentage defense (.397), while ranking second in field-goal percentage (.474) and 3-point field-goal percentage (.392). The Spartans also finished with an all-time low 11.6 turnovers per contest.

In 2012-13, the Spartans collected a 27-9 record, including 13-5 in the Big Ten, against perhaps the nation's most difficult schedule, playing 13 games against ranked opponents. The slate was especially difficult down the stretch as 14 of MSU's last 18 games (postseason included) were against opponents that participated in the NCAA Tournament. Michigan State advanced to its 16th consecutive NCAA Tournament as the No. 3 seed in the Midwest Region, and advanced to the Sweet 16 for the fifth time in the last six seasons, ranking tied for the most in the nation.

On Jan. 16, 2013, Izzo recorded his 200th conference victory against Penn State, joining Mike Krzyzewski (Duke) and Jim Boeheim (Syracuse) as the only active coaches in a power conference with 200 conference wins at their current school. In April, Izzo received the Wayman Tisdale Humanitarian Award, honoring an individual in college basketball who has made a significant impact on society.

The Spartans proved to be dominant defensively once again in 2012-13, pacing the Big Ten in field-goal percentage defense (.390) and steals (8.0 spg), while ranking second in scoring defense (59.1 ppg) and third in 3-point field-goal percentage defense (.300). MSU also continued to be strong on the glass, ranking second in the Big Ten and 10th in the nation with a +7.6 rebound margin, marking the 11th time that an Izzo-coached team ranked in the Top 10 in the nation.

The 2011-12 season was one of Izzo's most rewarding as head coach. The Spartans entered the season unranked, returning only two players who averaged over 20 minutes a game the previous season. MSU opened the year with neutral-site losses to No. 1 North Carolina and No. 6 Duke, but responded with 15 straight victories, including road wins at No. 23 Gonzaga and No. 18 Wisconsin, marking the Spartans' first win in Madison since 2001. Keyed by a mid-February win at No. 3 Ohio State, MSU would go on to capture a share of the Big Ten regular-season championship, the seventh of the Izzo era, and head to the Big Ten Tournament where it defeated Ohio State to capture the third Big Ten Tournament title in school history, and the first since 2000. Michigan State was rewarded with a No. 1 seed in the West Region of the NCAA Tournament, where it would advance to the Sweet 16 for the 10th time in the last 15 years, good for second most in the nation. MSU would finish with a 29-8 record.

Statistically, the Spartans finished the 2011-12 season ranked second in the nation in field-goal percentage defense (.379), the best effort by a Spartan squad since 1959. Once again, the Spartans were a dominant presence on the glass, ranking fifth in the nation in rebounding margin (+8.0), and pacing the Big Ten for the 12th time in the last 15 seasons, and the 13th time in his career.

For his efforts, Izzo was named the 2012 Big Ten Coach of the Year by both the league's media and coaches. He also was named Division I National Coach of the Year by the NABC, and was CBSSports.com's pick for national coach of the year as well.

The 2010-11 Spartans finished with a 19-15 mark and advanced to a 14th-straight NCAA Tournament. MSU faced a difficult regular-season schedule that included 18 of 33 games against the RPI Top 50 and 23 of 33 against the RPI Top 100.

Michigan State turned in another great season in 2009-10, capturing a share of a second-straight Big Ten Championship and advancing to a sixth Final Four in 12 seasons. With MSU's 106-68 victory over UMass in the sixth game of the season, Izzo recorded his 341st victory, becoming Michigan State's all-time winningest coach. The Spartans opened Big Ten play with a school-best 9-0 start and captured a share of the regular-season crown with a 14-4 mark. Overall, MSU would finish with a 28-9 record.



**Michigan State has collected an impressive assortment of championship hardware under Tom Izzo, but it's also experienced success in the classroom. Since 2000, 46 Spartan student-athletes have received their undergraduate degrees.**



**BY THE NUMBERS***Final Four Appearances  
By Big Ten Coach***COACH** **APPEARANCES**

1. Tom Izzo (MSU) *	7
2. Bob Knight (Indiana)	5
3. Harold Olsen (Ohio State)	4
Fred Taylor (Ohio State)	4

*Career Big Ten Victories***COACH** **VICTORIES**

1. Bob Knight (Indiana)	353
2. Gene Keady (Purdue)	265
3. Tom Izzo (MSU) *	233
4. Ward Lambert (Purdue)	228

*Consecutive NCAA**Tournament Appearances***COACH** **APPEARANCES**

1. Dean Smith (North Carolina)	23
2. Mike Krzyzewski (Duke) *#	20
Roy Williams (Kansas/UNC)	20
4. Tom Izzo (MSU) *#	18

**# Active Streak***Final Four Appearances***COACH** **APPEARANCES**

1. Mike Krzyzewski (Duke) *	12
John Wooden (UCLA)	12
3. Dean Smith (North Carolina)	11
4. Tom Izzo (MSU) *	7
Rick Pitino (Prov./UK/L'ville) *	7
Roy Williams (Kansas/UNC) *	7

*Final Four Appearances**Since 1996 (Izzo's First Season)***COACH** **APPEARANCES**

1. Tom Izzo (MSU) *	7
2. John Calipari (Mass/Mem./UK) *	6
3. Mike Krzyzewski (Duke) *	5
Rick Pitino (Kentucky/L'ville) *	5
Roy Williams (Kansas/UNC) *	5

*NCAA Tournament Wins***COACH** **VICTORIES**

1. Mike Krzyzewski (Duke) *	88
2. Dean Smith (North Carolina)	65
Roy Williams (Kansas/UNC) *	65
4. Jim Boeheim (Syracuse) *	53
Rick Pitino (Louisville) *	53
6. Jim Calhoun (N' eastern/UConn)	49
7. John Wooden (UCLA)	47
8. Tom Izzo (MSU) *	46
Lute Olson (Iowa/Arizona)	46

*Most Wins: First 20 Seasons***COACH** **VICTORIES**

1. Roy Williams (Kansas/UNC) *	560
2. Bill Self (Tulsa/Ill./Kansas) *	507
3. John Calipari (Mass/Mem./UK) *	505
4. Jerry Tarkanian (LBSU/UNLV)	501
5. Tom Izzo (MSU) *	495

**\* Active Coach**

The Spartans opened the 2010 NCAA Tournament as a No. 5 seed and advanced through the first weekend with narrow victories over New Mexico State (70-67) and Maryland (85-83). In the Midwest Regional, the Spartans won two more close games, defeating Northern Iowa (59-52) and Tennessee (70-69) to advance to the program's eighth Final Four and the sixth in the last 12 seasons under Izzo.

Michigan State led the nation in rebounding margin for the fourth time in Izzo's career, out-rebounding opponents by a +8.6 margin.

The 2008-09 season was one of the best in the history of Spartan basketball. Michigan State advanced to its fifth Final Four in 11 seasons, becoming just the fifth school in the history of college basketball to accomplish that feat. During the regular season, the Spartans won the Big Ten Championship with a 15-3 league record, including a school-best 8-1 mark on the road. MSU won the league title by four games, equaling the second-greatest margin in conference history. Overall, Michigan State finished the season with a 31-7 record, the third-highest win total in school history. For his efforts, Izzo was named Big Ten Coach of the Year for the second time in his career.

In the NCAA Tournament, Michigan State advanced through the first weekend with wins over Robert Morris and USC. In the Sweet 16, the Spartans took out defending National Champion Kansas. In the Elite Eight, MSU beat No. 1 seed and No. 1 ranked Louisville, marking just the third victory over the top-ranked team in The Associated Press Top 25 in school history. At the Final Four in Detroit's Ford Field, the Spartans beat No. 1 seed Connecticut before eventually falling to North Carolina in the title game.

Michigan State led the nation in rebounding margin for the third time in Izzo's career, out-rebounding opponents by a +9.3 margin. It marked the eighth time that an Izzo-coached team ranked in the top 10 in the nation. The Spartans also proved to possess a high-powered attack, leading the Big Ten in scoring offense (72.0 ppg).

Izzo directed Michigan State to a 27-9 record in 2007-08. The season finished with a trip to the Sweet 16 of the NCAA Tournament, marking MSU's seventh trip to the regionals in the last 11 years. The 27 wins marked the fifth-largest total in school history at the time, while the 24 regular-season victories were the then third-largest regular-season total for MSU. The Spartans were a perfect 17-0 at home, good for the first perfect home season since 2001 and just the fourth in Breslin Center history.

The '07-08 Spartans led the Big Ten in rebounding margin (+6.8). In league games, MSU paced the conference in field-goal percentage (.474) for the fifth-straight season, becoming the first school in league history to accomplish that feat.

Michigan State finished with a 23-12 mark in 2006-07. The Spartans had to overcome a large amount of adversity and a very difficult Big Ten schedule to advance to a 10th-straight NCAA Tournament. The Spartans also did something for the first time in school history - recording Michigan State's first home win over a No. 1-ranked team, with a 64-55 over Wisconsin.

The 2006-07 Spartans excelled by getting back to basics - rebounding and defense. On the glass, the Spartans led the Big Ten in rebounding margin (+7.0). Defensively, MSU allowed opponents just 57.2 points per game, the lowest total since the 1951-52 squad allowed 56.0 points. Opponents also shot just 38.4 percent from the field, the lowest percentage since 1958-59 (.379). Nationally, the Spartans ranked sixth in scoring defense and field-goal percentage defense and eighth in rebounding margin.

In 2005-06, Michigan State finished with a 22-12 mark. The Spartans played one of the nation's toughest schedules, playing more games against teams ranked in the RPI top 25 (13) and top 50 (18) than any other school.





## HEAD COACH TOM IZZO

In Big Ten games, MSU led the conference in five stat categories including free-throw percentage (.781), field-goal percentage (.469), rebounding defense (30.1), rebounding margin (+4.2) and assists (15.81 apg).

Michigan State returned to the Final Four in 2005, becoming the only team to appear in four Final Fours between 1999 and 2005. The Spartans finished the season with a 26-7 mark, including 22-5 in the regular season. Since joining the Big Ten, only three Spartan teams finished the regular season with fewer losses.

In the NCAA Tournament, MSU defeated No. 1 Duke and No. 2 Kentucky in the Austin Regional, becoming the first team in tournament history to defeat the Blue Devils and the Wildcats in the same year. Despite losing to North Carolina in the Final Four, Izzo was named the 2005 Clair Bee Award winner, recognizing the Division I men's basketball coach who has made the most significant positive contribution to his sport.

Not only did the 2004-05 Spartans win, they were also statistically impressive, ranking in the top 15 nationally in six statistical categories, including free-throw percentage (3rd, .777), scoring margin (7th, +13.1), assists per game (10th, 17.1 apg), field-goal percentage (11th, .487), rebound margin (11th, +6.8) and scoring offense (13th, 78.5 ppg). MSU led the Big Ten in scoring for the second-straight year with 78.5 points per game - its highest scoring average since 1985-86 (83.1 ppg).

During the season, Izzo recorded his 232nd win at MSU, moving past Benjamin Van Alstyne for the second most number of career wins in Spartan coaching history. In summer of 2005, Izzo traveled to Kuwait to take part in "Operation Hardwood - Hoops With The Troops." Izzo was one of eight coaches and sports personalities coaching 13-member military basketball teams on Camp Arifjan, Kuwait, from Aug. 27-31. Camp Arifjan defeated the other bases to win the championship under the direction of Coach Izzo. Izzo made a return trip to Kuwait in May 2006.

In 2003-04, MSU opened the season with a 5-7 mark after taking on one of the most difficult non-conference schedules in NCAA history. Rather than give up, Izzo and the Spartans rallied to win 12 of the next 15 games, finishing just one game out of first place in the Big Ten at 12-4. For the year, MSU posted an 18-12 mark. Michigan State became the first team in Big Ten history to lead the conference in scoring offense (71.3 ppg), field-goal percentage (.522), 3-point field-goal percentage (.434) and free-throw percentage (.777) in the same season.

On Feb. 4, 2004, MSU defeated Iowa, 89-72, as Izzo recorded the 200th victory of his Spartan career, becoming just the third coach in MSU history to accomplish that feat. He also became the eighth head coach in NCAA history to record 200 wins in his first nine seasons. Ten days later, Izzo became just the third coach in Big Ten history to record 100 league wins in his first nine seasons, joining Bob Knight and Gene Keady as MSU defeated Minnesota, 69-58, on Feb. 14.

The 2002-03 season was a study in perseverance. Izzo rallied his team to win the final four regular-season games and eight of the last 10 conference games to finish 10-6 in the Big Ten, good for third place in the league.

Michigan State made even bigger noise during the NCAA Tournament. The No. 7 seed Spartans easily dismissed Colorado in the first round, setting up a matchup with the No. 2 seed Florida Gators. The Spartans shocked many experts with a 68-46 victory in the Gators' home state. In the Sweet 16, MSU defeated defending-national champion Maryland in a thrilling two-point game, before eventually falling to the No. 1 seed Texas Longhorns in the Lone Star State.

The Elite Eight appearance was the fourth for MSU between 1999 and 2003. During that time period, no other school made more than two trips. In fact, since the NCAA Tournament expanded to 64 teams in 1985, just four programs (Duke, Kentucky, Michigan State and North Carolina) have advanced to four Elite Eights in any five-year period.

## ANYONE, ANYWHERE

Tom Izzo has consistently played one of the toughest schedules in America. With a willingness to play at home, on the road or a neutral site, his list of regular-season non-conference opponents reads like a who's who of top college basketball programs: Arizona, Arkansas, Boston College, BYU, Connecticut, Duke, Florida, Florida State, Georgetown, Georgia Tech, Gonzaga, Iowa State, Kansas, Kentucky, Louisville, Marquette, Maryland, Miami (Fla.), Missouri, North Carolina, North Carolina State, Notre Dame, Oklahoma, Oklahoma State, Seton Hall, Stanford, Syracuse, Temple, Texas, UCLA, Utah, Virginia and Virginia Tech.

Most Ranked Opponents  
Among Final Four Teams  
Since 1997-98

198	Michigan State
182	North Carolina
173	Texas
172	Duke
169	Kentucky





## HEAD COACH TOM IZZO

## SPARTANS

## IZZO'S NBA PIPELINE

Since Tom Izzo became head coach, 13 of his former Spartans have played in an NBA game. (Entering 2015-16)

**Maurice Ager**  
**Alan Anderson**  
**Charlie Bell**  
**Shannon Brown**  
**Mateen Cleaves**  
**Paul Davis**  
**Jamie Feick**  
**Draymond Green**  
**Gary Harris**  
**Adreian Payne**  
**Morris Peterson**  
**Zach Randolph**  
**Jason Richardson**



Former Izzo assistant Jim Boylen is an assistant with the Chicago Bulls. Former video coordinator Paul Rivers is Director of Basketball Operations with the Oklahoma City Thunder, and former video coordinator Jordan Ott is Video Coordinator for the Atlanta Hawks. Former managers have also found homes in the NBA. Brian Pauga is the General Manager for the Austin Spurs of the NBDL and Director of Scouting for the San Antonio Spurs. Steve Hetzel is an assistant coach with the Charlotte Hornets. Dan Vincent is Manager of Video and Advanced Scouting with the Cleveland Cavaliers. Zach Peterson is an assistant video coordinator with the Atlanta Hawks. A pair of former graduate managers work in the NBDL as Nate Babcock is an assistant coach with the Erie Bayhawks, and Mike Pires is a quality assurance assistant with the Austin Spurs, and former Spartan Travis Walton is an assistant coach with the Idaho Stampede.



record for most wins in a season. For his efforts, Izzo was named the Basketball Times National Coach of the Year and the National Association of Basketball Coaches (NABC) District 11 Coach of the Year. Throughout the Big Ten season, Michigan State established itself as the class program of the conference. Izzo directed the school to its second-straight Big Ten title. The Spartans followed up a 15-1 Big Ten regular season by capturing their first Big Ten Tournament championship. The 15 league wins tied a school record for most victories in conference play, while the Spartans' 93.8 winning percentage established a school record.

Whereas MSU's success in 1998-99 was expected, the Spartans took the college basketball world by storm in 1997-98. Izzo became the first MSU coach to earn Associated Press National Coach of the Year honors, leading MSU to a 22-8 record and a share of the Big Ten title. The Spartans posted a 13-3 mark in conference, earning Izzo Big Ten Coach of the Year honors.

The 2001-02 season may prove to be one of Izzo's finest. Despite losing 81 percent of the scoring load from 2000-01, and having three key players miss several games with injuries, Izzo led the Spartans to a 10-6 Big Ten mark (19-12 overall), finishing just one game out of first place. MSU won 10 of the last 13 regular-season games and earned a spot in the NCAA Tournament.

In 2000-01, Izzo earned NABC National Coach of the Year and District 11 Coach of the Year honors for leading Michigan State to its third straight Final Four and fourth straight regular-season Big Ten Championship. MSU became just the fourth school in Big Ten history to win four straight league titles.

MSU opened the season by winning its first 12 games to establish the best start in school history. On Dec. 25, 2000, the Spartans earned the top spot in The Associated Press Top 25, marking the first time they held the No. 1 position in the AP Poll since 1979. In Big Ten action, Michigan State posted a 13-3 record to win a share of the league crown. The Big Ten finale vs. Michigan marked Izzo's 100th Big Ten game. Through his first 100 games, Izzo posted a 72-28 mark, the fifth-best record in Big Ten history.

In the 2001 NCAA Tournament, Izzo guided the Spartans to a third-straight Final Four. For a third consecutive season, Michigan State earned a No. 1 seed. MSU won the first three games by double figures, establishing a record with nine straight NCAA Tournament victories by double digits. When MSU defeated Temple, 69-62, in the South Regional Final, the Spartans became just the ninth school to reach three-straight Final Fours and just the third since the NCAA Tournament field expanded to 64 teams in 1985. On the season, MSU finished with a 28-5 record.

Michigan State led the nation in rebound margin for the second straight season at +15.4 boards per game, tying the fifth-largest margin in Division I history (greatest since 1980). The Spartans also ranked 13th in the nation in scoring defense (61.8 ppg).

In 1999-2000, Michigan State captured the second NCAA Championship in school history and its third straight regular-season Big Ten Championship. MSU also won at least 30 games for the second straight season, posting a 32-7 mark, becoming just the second Big Ten school to accomplish that feat. The 65 wins over the 1998-99 and 1999-2000 seasons was the greatest two-year total in the history of the Big Ten. The Spartans also repeated as Big Ten Tournament champions.

Izzo led MSU to consecutive Final Fours for the first time in school history. For his efforts, Izzo was named USBWA District V Coach of the Year and NABC District 11 Coach of the Year. Izzo also recorded his 100th career victory in a Jan. 11, 2000, 77-71 overtime win over Indiana in the Breslin Center.

For the second consecutive season, Michigan State earned a No. 1 seed in the Midwest Region of the NCAA Tournament. After disposing of Valparaiso and Utah in Cleveland, the Spartans moved on to the Sweet 16 at the Palace of Auburn Hills, where they recorded come-from-behind victories versus Syracuse and Iowa State. In the Final Four, MSU defeated Wisconsin for the fourth time that season. The Spartans then captured their second NCAA title in school history, defeating Florida, 89-76.

In 1998-99, Izzo directed the Spartans on a magical run to the program's first appearance in the NCAA Final Four since 1979. Michigan State posted a record of 33-5, establishing a school





## HEAD COACH TOM IZZO

Over the course of the 1997-98 season, Izzo and his team finished the year ranked No. 10 nationally by USA Today/ESPN, marking the first time the Spartans had finished in the Top 10 since 1995. In addition to his AP award, Izzo was named National Coach of the Year by Basketball News and the United States Basketball Writers Association (USBWA). Basketball Times selected Izzo as its Midwest Coach of the Year.

During Izzo's first season as head coach in 1995-96, he directed the Green and White to an overall slate of 16-16, including 9-9 in the Big Ten. Izzo recorded four wins over Top 25 teams. In 1996-97, Izzo guided the Green and White cagers to an overall mark of 17-12, including a Big Ten ledger of 9-9. Izzo led the Spartans to the second round of the NIT in each of his first two seasons.

In his 33rd season as a member of the MSU coaching staff, Izzo has been with the Spartan program since taking a part-time assistant coaching position in 1983. An assistant coach with the Spartans from 1983-86, Izzo left MSU in May of 1986 to become the top assistant and recruiting coordinator at Tulsa. But, on June 10 of the same year, Izzo returned to East Lansing when Spartan assistant Mike Deane left to become head coach at Siena College.

Since then, he has been the catalyst in the resurgence of the MSU program. Regarded as one of the country's top recruiters, he is known as a tireless worker both on the recruiting trail and in the office. His hard work and loyalty were rewarded in July 1990, when Jud Heathcote appointed him associate head coach. His dutiful efforts were further recognized when, on March 30, 1993, then-MSU Athletics Director Merrill Dean Baker recommended both a one-year contract extension for Heathcote through the 1994-95 season and that Izzo be appointed head coach upon Jud's retirement. The MSU Board of Trustees accepted both recommendations on April 9, 1994.

Izzo originally came to MSU from Northern Michigan, where he had been an assistant from 1979-83. He was named a part-time assistant at MSU in September 1983. When former assistant Edgar Wilson left in November 1983, Izzo became a full-time assistant.

Izzo played guard for NMU's basketball team from 1973-77, and was voted the team's MVP as a senior. He was also a third-team Division II All-America pick that year and established the Wildcat record for most minutes played in a season. Following his graduation from NMU in 1977, Izzo took over as head coach at Ishpeming High School and served in that position for the 1977-78 campaign.

A native of Iron Mountain, Michigan, Izzo and former NFL head coach Steve Mariucci were Iron Mountain High School teammates in football, basketball, baseball and track. As college roommates at Northern Michigan, Izzo walked on to the basketball team, while Mariucci did the same with football. Both would go on to earn Division II All-America honors. Despite their busy schedules, they remain the closest of friends. For 10 years, they co-hosted a golf tournament in Iron Mountain to raise money for the community, including a fitness center for the high school.

In 1990, Izzo was inducted into the Northern Michigan University Hall of Fame and was selected as an inductee into the Upper Peninsula Hall of Fame during the summer of 1998. He was inducted into the National Italian-American Sports Hall of Fame in 2011.

In 2001, Izzo received honorary degrees from both Northern Michigan and Michigan State, delivering the commencement address at both graduation ceremonies.

Izzo is also an active volunteer in the community. Among his many efforts, he is very active with Coaches Vs. Cancer, Volunteers of America, Sparrow Hospital and the Jimmy "V" Foundation. In 2009, Izzo was presented the Coaches Vs. Cancer Champion Award, recognizing his work and leadership in the fight to save lives from cancer.

Izzo was born Jan. 30, 1955. His family includes his wife, Lupe, daughter, Raquel, and son, Steven.

## THE TOM IZZO FILE

### \\ BORN \\

January 30, 1955, Iron Mountain, Mich.

### \\ HIGH SCHOOL \\

Iron Mountain High School

### \\ COLLEGE CAREER \\

Northern Michigan University, Guard, 1973-77

### \\ COLLEGE DEGREE \\

Northern Michigan, 1977

### \\ COLLEGE HONORS \\

1977 Team MVP

1977 Division II All-American (third-team)

Established school season record for minutes played

### \\ COACHING CAREER \\

Head Coach, Ishpeming High School, 1977-78

Assistant Coach, Northern Michigan, 1979-83

Assistant Coach, Michigan State, 1983-86

Assistant Coach, Tulsa, May-June 1986

Assistant Coach, Michigan State, June 1986-90

Associate Head Coach, Michigan State 1990-95

Head Coach, Michigan State, 1995-Present

### \\ COACHING HONORS \\

Head Coach, 1997 Big Ten All-Star Team

1998 Associated Press National Coach of the Year

1998 Basketball News National Coach of the Year

1998 USBWA National Coach of the Year

1998 Big Ten Coach of the Year

1998 Basketball Times Midwest Region Coach of the Year

1999 Basketball Times National Coach of the Year

1999 NABC District 11 Coach of the Year

2000 NABC District 11 Coach of the Year

2000 USBWA District V Coach of the Year

2001 NABC National and District 11 Coach of the Year

USA Basketball Assistant Coach, 2001 Goodwill Games

Head Coach, 2002 NABC All-Star Game

USA Basketball Head Coach, 2003 Pan-Am. Games

2005 Clair Bee Coach of the Year

2009 Big Ten Coach of the Year

2011 John R. Wooden Legends of Coaching Honoree

2012 Big Ten Coach of the Year

2012 NABC National and District 7 Coach of the Year

2012 CBSSports.com National Coach of the Year

2013 Wayman Tisdale Humanitarian Award

### \\ OTHER HONORS \\

1990 Inductee, Northern Michigan Univ. Hall of Fame

1998 Inductee, Upper Peninsula Hall of Fame

2011 Inductee, National Italian-American Sports Hall of Fame

2015 Inductee, Michigan Sports Hall of Fame

### \\ FAMILY \\

Wife - Lupe

Daughter - Raquel (21)

Son - Steven (15)



## Associate HC DWAYNE STEPHENS

\\ 13th SEASON \\

**D**wayne Stephens is in his 13th season as an assistant coach at Michigan State, and his fourth as associate head coach.

Stephens' many responsibilities include player development, scouting and recruiting. He's worked closely with four Spartans selected in the last four NBA Drafts, including three front court players (Draymond Green, Adreian Payne and Branden Dawson). Dawson finished his career as MSU's all-time leader in blocked shots. Payne developed into a two-time All-Big Ten performer and a first round pick in the 2014 NBA Draft. Under Stephens' tutelage, Draymond Green was the 2012 NABC Division I Player of the Year, a Consensus First-Team All-American and won Big Ten Player of the Year honors. Green also finished his career as MSU's all-time leading rebounder, leading the conference in rebounding as a senior at 10.6 rpg, after finishing third in the league as a sophomore and junior. Spartan center Paul Davis was a three-time All-Big Ten honoree, including earning first-team all-conference and Associated Press honorable mention All-America honors in 2003-04, while finishing among the top 10 scorers and rebounders in MSU history. In 2009, All-Big Ten performer Goran Suton led the Big Ten in rebounding, one season after ranking second in the conference. Davis and Suton were also selected in the NBA Draft. In total, 19 different Spartans have earned some form of All-Big Ten recognition during his time on staff, while MSU has posted a 306-121 record in 12 seasons.

The Spartans led the nation in rebounding in 2009 and 2010, and have paced the Big Ten in six of his 12 seasons.

Stephens has coached in 14 straight NCAA Awards Tournaments, including the 2003 Final Four with Marquette and the 2005, 2009, 2010 and 2015 Final Fours with MSU. He has helped guide MSU to three Big Ten Championships and two Big Ten Tournament titles. Each of the top five seasons in

MSU history for blocks have occurred since Stephens joined the coaching staff, including a school record 176 in 2015.

Stephens is recognized as one of the top recruiters in the nation, playing a major role in many highly ranked recruiting classes. A May 2014 article by Jeff Goodman and Jay Bilas at ESPN.com named Stephens as one of the Top 15 head coaching candidates among assistant coaches. In 2013, he was mentioned in an ESPN.com article as one of the Top 15 Recruiting Assistants according to a vote of his peers. In 2012, Bleacher Report listed him among the Top 10 Best Assistant Coaches and the Top 10 Recruiters. He was among the top five coaches on a list of the "Top 25 High-Major Assistants," according to FoxSports.com in 2010. In 2008, he was listed among the top 20 High-Major Assistants in the nation by Goodman at FoxSports.com. He was named a Rivals.com Class of 2006 Top 25 Recruiters.

A Ferndale, Michigan, native, Stephens was a four-year letterwinner at MSU from 1989-93. In his four seasons, MSU posted an 84-38 overall record and made four postseason appearances, as Stephens never missed a game. As a freshman, Stephens was a third-team selection on Basketball Weekly's Freshman All-America Team and scored the game-winning basket in a 72-70 victory over Purdue that clinched the Big Ten Championship. In 1990-91, he was the recipient of MSU's Best Defensive Player Award on a squad that advanced to the second round of the NCAA Tournament.

Stephens earned MVP honors as a junior, averaging 11.2 points, 5.0 rebounds and 2.8 assists. He was named honorable mention All-Big Ten and was the recipient of MSU's Most Improved Player Award. In two NCAA Tournament games, Stephens averaged 16.0 points. As a senior co-captain in 1992-93, he averaged 9.1 points, 5.6 rebounds and 3.5 assists. He was named MSU's Best Defensive Player and earned a spot on the Basketball Weekly Honorable Mention All-Midwest Team. Following the conclusion of his collegiate career, Stephens played three professional seasons in Europe.

Prior to returning to his alma mater, Stephens spent four years (1999-2003) as an assistant at Marquette under former MSU assistant Tom Crean. In 2001, Brian Wardle became the school's first-ever first-team All-Conference USA honoree. Marquette made back-to-back NCAA Tournament appearances in 2002 and 2003, advancing to the Final Four in 2003. Dwyane Wade was a two-time all-league performer and earned First-Team All-America honors from The Associated Press in 2003. The Golden Eagles posted a 27-6 record in 2003, winning a Conference USA regular-season title.

Stephens spent the 1997-98 and 1998-99 seasons as an assistant coach at Oakland University, where the Golden Grizzlies compiled a 27-27 two-year record. The 1998-99 campaign marked Oakland's first season as a Division I member.

Stephens earned a bachelor's degree in criminal justice from MSU in 1993. His family includes his wife Sarah, daughters, Taylor and Skylar, and son, Noah.



## ASSISTANT COACH MIKE GARLAND

## Assistant Coach MIKE GARLAND

\\ 16th SEASON \\



## \\ PLAYING EXPERIENCE \\

Northern Michigan (1974-77)

## \\ COACHING EXPERIENCE \\

Detroit Cody High School (1977-79)

Assistant Coach

Belleville High School (1982-96)

Junior Varsity Coach (1982-87)

Head Coach (1987-96)

Michigan State (1996-2003)

Assistant Coach

Cleveland State (2003-06)

Head Coach

Southern Methodist Univ. (2006-07)

Associate Head Coach

Michigan State (2007-Present)

Assistant Coach

**M**ike Garland is in his second stint on the Spartan bench, with the 2015-16 campaign marking his 16th season at Michigan State.

He returned to East Lansing for the 2007-08 season, having previously served as an assistant at MSU for seven seasons from 1996-2003. In his time at MSU, Garland has helped coach the Spartans to 14 NCAA Tournaments, seven Big Ten Championships, four Big Ten Tournament Championships, six Final Fours and one National Championship. In fact, he has been on staff for every Big Ten Championship the Spartans have won under Tom Izzo. He excels in self-scouting and individual player improvement. His instruction led to six Spartans being selected in the NBA Draft during a three-year span from 2000-02. In total, he has worked with 14 Spartans that have been selected in the draft, including four in the last four seasons.

"Mike is someone who was here through our championship and Final Four runs, and helped build this program from the ground up," said Michigan State head coach Tom Izzo. "Mike has a tremendous passion for coaching and developing relationships with players. He helps instill the toughness necessary to compete at the championship level."

In 2006-07, Garland served as associate head coach at SMU under Matt Doherty. Prior to that, he was head coach for three seasons at Cleveland State, posting a 23-60 record, while increasing the Vikings' win total each season. In his second season, the Vikings improved by six wins in Horizon League play, which was the fifth-best improvement in league history.

Prior to his arrival at East Lansing, Garland enjoyed a successful nine-year stint as varsity head coach at Belleville High School. During that time, he posted a career record of 153-49 (.757) while earning numerous coaching honors. He was selected as the Associated Press' 1993-94 Michigan High School Coach of the Year while also being named the Michigan Mega Red Conference Coach of the Year. Garland, who coached three players

to first-team all-state honors during his tenure at Belleville, was named The Detroit News All-Metro West Coach of the Year in 1990-91 while being selected as the All-Suburban Coach of the Year during the same campaign by the Detroit Free Press. His Belleville teams won six Mega Red Conference championships, four district titles and advanced to the state tournament quarterfinals in 1991. He spent five seasons as an assistant at Belleville before being named head coach.

Garland started his coaching career in 1977 with a two-year stint as an assistant basketball coach at Cody High in Detroit. Garland then headed to private business for several years before his desire to teach led him back into coaching as the junior varsity coach at Belleville High in 1982.

Garland earned a bachelor's degree in physical education and community recreation from Northern Michigan in 1977. While at NMU, he was the recipient of the Minority Student Academic Achievement Award. Izzo and Garland were teammates on the Wildcats' basketball squad.

Garland's family includes his wife, Cynthia, daughter, Simone, and sons Quentin and Michael Ray, and grandchildren Simone, LaNyla, Jacqueline and Amanda.





**\\ PLAYING EXPERIENCE \\**

Indiana (1998-2002)  
2002 Big Ten Defensive POY  
2001 & 2002 Team Captain

**\\ COACHING EXPERIENCE \\**

Indiana (2003-05)  
Administrative Assistant  
IPFW (2005-11)  
Head Coach  
Michigan State (2011-Present)  
Assistant Coach

**Assistant Coach DANE FIFE****\\ 5th SEASON \\**

**D**ane Fife is in his fifth season as an assistant coach at Michigan State, working closely with the Spartan perimeter players.

Last season, under Fife's tutelage, Travis Trice and Denzel Valentine earned All-Big Ten honors. In 2013-14, Gary Harris earned First-Team All-Big Ten honors and was selected in the first round of the 2014 NBA Draft, one season after becoming the first Spartan to ever be named Big Ten Freshman of the Year. Keith Appling and Valentine were honorable mention honorees in 2014. For Appling, who entered MSU as a shooting guard, he earned All-Big Ten honors three straight seasons after developing as a point guard.

Fife also brings the defensive intensity he possessed as a player to his role as a coach, as the Spartans have held opponents below a .400 field-goal percentage in each of the last four years, including .379 in 2011-12, good for No. 2 nationally, and the best effort by MSU since 1959. Additionally, the Spartans have established school single-season records for made 3-pointers (307, 2013-14) and assists (646, 2014-15) in the last two seasons. He is also instrumental in MSU's scouting and recruiting efforts. A May 2014 article by Jeff Goodman and Jay Bilas at ESPN.com listed Fife among the top head coaching candidates in the nation.

Prior to his arrival in East Lansing, he spent six seasons as head coach at IPFW. In each of his six seasons, IPFW tied or broke its record for wins at the Division I level, as Fife guided the Mastodons from Independent status to membership in the Summit League. He posted an 82-97 record, including a 34-27 mark over the last two seasons, and a four-year mark of 37-35 in conference. In his final season of 2010-11, IPFW finished with an 18-12 record, including an 11-7 record in the Summit League and secured the No. 4 seed in the Summit League Tournament, the program's highest seed ever in four years of conference membership.

A 2002 graduate of Indiana University, Fife led the Hoosiers to the 2002 National Title game and a share of the regular-season Big Ten Championship. Individually, he was named co-Big Ten Defensive Player of the Year as a senior. He is the Indiana career leader with 180 steals over the course of his four-year career (1998-2002), while the 53 he recorded as a senior rank tied for the eighth-best single-season mark at IU. With 99 career 3-pointers, he ranks among the top 20 in school history, while his .478 3-point field-goal percentage in 2001-02 ranks sixth on IU's single-season chart. The 37 games he started as a senior established the Indiana single-season mark, while the 131 games in which he played over the course of his career rank tied for sixth all-time at IU.

In 2005, Fife was named head coach at IPFW, becoming the youngest head coach in Division I basketball at just 25 years old. He held that distinction as the nation's youngest head coach for five seasons. In his first season, Fife took over a program that had never posted double-digit wins and won 10 games, improving on that total every subsequent season. The 2007-08 season was IPFW's first as a member of the Summit League, as the Mastodons finished their first league slate at 9-9 and secured the school's first-ever conference tournament bid, and win (66-62 vs. Southern Utah). In 2008-09, Fife coached forward Deilvez Yearby, the 2009 Summit League Sixth Man of the Year. As a team, the Mastodons also had signature wins, topping two-time defending league champion Oral Roberts and handing Valparaiso its worst home defeat in 11 years (63-46). Fife's 2009-10 squad became the first Mastodon team to produce a winning season (16-15). IPFW was 9-9 in league play, and advanced to the semifinals of the conference tournament. Fife mentored three all-conference performers, including Jaraun Burrows (2008, 2nd Team), Deilvez Yearby (2010, 2nd Team) and Ben Botts (2011, 2nd Team).

Prior to becoming head coach at IPFW, Fife was a member of Mike Davis' staff for two years at Indiana, serving as an administrative assistant.

Fife was the Gary Steelheads' first round pick in the 2002 CBA Draft and started five of the 34 games in which he played. He averaged 3.4 points and one rebound per game.

A 1998 graduate of Clarkston (Mich.) High School, Fife was the recipient of the Hal Schram Mr. Basketball Award in 1998. He was also a McDonald's and Parade All-America selection, while playing for his father Dan.

He owns two degrees from Indiana, earning a bachelor's degree in recreation (2002) and a master's degree in athletic administration (2005). His family includes his wife Blair and daughters Quinly and Reagan.



## SUPPORT STAFF

## DAVID THOMAS

## Director of Basketball Operations



**D**avid Thomas, who was a member of the 2000 Spartan men's basketball national championship team, is in his first season as director of basketball operations after spending the 2014-15 season with the Michigan State women's basketball team in a similar position.

Thomas has been a staple of the Greater Lansing community since finishing his professional basketball career in 2009. Prior to returning to MSU, he spent two years working for Michigan State University Federal Credit Union, most recently as the Business Services Assistant Manager. Prior to that, Thomas was the owner and operator of Evergreen Car Wash & Detail in Lansing for four years. During that time, he also spent time as the host of the Spartan Fastbreak show on WLNS TV from 2010-12.

Since 2002, Thomas founded, coordinated and managed the daily operations of the David Thomas Basketball Clinic. The camp, which reached over 300 athletes per year, was for both boys and girls ages 6-18. Thomas was also a board member of many local organizations, including the East Lansing Basketball Club, the Lauren Aitch Cancer Research Foundation, the Learn Live Lead Entrepreneurial Academy and the MSU Varsity S Club.

Thomas spent nine seasons playing professionally in Australia, for the Melbourne Tigers (2001-08) and the Cairns Taipans (2008-09). While with Melbourne, the team won the 2005-06 and 2007-08 national championships. In addition, Thomas was a member of the Canadian National teams from 2000-08, including representing his home country at the 2002 World Championships.

A versatile 6-7 guard/forward, Thomas played four seasons for MSU (1996-98, 99-01), highlighted by the 2000 National Championship, four Big Ten championships and three Final Fours. During his junior season, Thomas was fourth on the team in assists and started the first 11 games of the season at point guard while Mateen Cleaves recovered from injury. In his Spartan career, Thomas averaged 3.2 points, 3.6 rebounds and 1.2 assists in 114 career games, including 46 starts.

Thomas graduated from MSU in 2001 with a degree in advertising. He lives in East Lansing with his wife Toni, also a MSU grad, and their two children Kingston and Kennedy.

## DREW DENISCO

## Video Coordinator



**D**rew Denisco joins the Spartans as video coordinator for the 2015-16 season. A native of Worthington, Ohio, Denisco assists the coaching staff in breaking down game and practice video to create individual player edits for the Spartans along with opponent scouting materials. Denisco most recently spent three seasons as a seasonal video assistant coordinator with the NBA's Cleveland Cavaliers, where he worked under the direction of former Spartan manager Dan Vincent. Prior to joining the Cavaliers, he spent two seasons at the University of Akron, serving as graduate manager and then video coordinator while completing a master's degree in sport administration (2012). He spent one year as a graduate manager at Cleveland State in 2009-10. Denisco earned a bachelor's degree in psychology from Wittenberg University in 2009, where he played one season before later acting as a student assistant for the men's basketball team. His family includes his wife Allison and daughter Jordan.

ogy from Wittenberg University in 2009, where he played one season before later acting as a student assistant for the men's basketball team. His family includes his wife Allison and daughter Jordan.

## DOUG HERNER

## Assistant Video Coordinator



**D**oug Herner is in his 12th season as assistant video coordinator with the Michigan State basketball program. Herner has 22 years of experience as a coach at Lansing Sexton High School, while also serving as a teacher for 34 years. For seven seasons, his duties also included serving as camp director for Michigan State's basketball camps. He received his bachelor's degree in education from the University of Michigan in 1964. He earned three varsity letters in basketball with the Wolverines from 1961-64, winning a Big Ten title in 1964. He was inducted into the Greater Lansing Sports Hall of Fame in 1988. His family includes his wife, Sue, daughters, Holly (husband Rashad) and Tamara (husband Walter), and sons, D.J. and Scott, and grandchildren Kristy, Sophia, Katy and Kai.



## SUPPORT STAFF

## SPARTANS

## QUINTON SAWYER



## Athletic Trainer

Quinton Sawyer is in his fifth season as athletic trainer for the Michigan State men's basketball team. Prior to his arrival in East Lansing in fall 2011, the Camden, North Carolina native spent two years as the head athletic trainer at Campbell University. Sawyer joined the Fighting Camel program after spending three years at Southeastern Louisiana University as athletic trainer for the Lions' men's basketball and volleyball teams. Prior to joining the Southeastern staff, Sawyer spent two seasons as a graduate assistant at North Carolina, working with the Tar Heel men's junior varsity basketball team along with the UNC swimming and diving teams. Sawyer was also a game day assistant athletic trainer with the Tar Heel varsity men's basketball team, where he was a part of the 2005 NCAA National Championship run. A 2004 graduate of UNC, Sawyer spent two summers as a certified intern athletic trainer in the NFL with the Denver Broncos for the organization's training camp, also traveling with the team for all preseason games. Sawyer earned a master's degree in exercise and sport science from UNC in 2006. During the summers of 2004-07, he was a research assistant with JUMP-ACL (Joint Undertaking to Monitor and Prevent ACL Injury), a collaborative multi-site prospective cohort study of neuromuscular risk factors for Anterior Cruciate Ligament (ACL) injuries. The study is projected to enroll over 5,000 subjects and is based in the U.S. Military, Naval and Air Force academies. Sawyer completed a two-week volunteer rotation at the United States Olympic Training Center in Lake Placid, New York, during the summer of 2013 where he was the athletic trainer for the Women's Junior National Volleyball Team. Sawyer has also received several honors throughout his career, presenting his master's thesis at the National Athletic Trainers' Association symposium, while also presenting at Boston University's inaugural symposium for the Boston Marathon. He is a member of the National Athletic Trainers Association and recently attained his Performance Enhancement Specialist (PES) and Corrective Exercise Specialist (CES) certifications through the National Academy of Sports Medicine. He and his wife, Lauren, were recently married in May 2015.



## TODD MOYER



## Strength &amp; Conditioning Coach

Todd Moyer is in his first season as strength and conditioning coach for the Spartans. Moyer comes to MSU after one season working with the Tennessee men's basketball program and also was an associate director of strength and conditioning at Southern Miss in 2013-14. Before his lone season at Southern Miss, Moyer spent eight years at Jacksonville University, the last five of which he held the title of head strength and conditioning coach. Moyer served as an intern at Jacksonville in 2005-06 before taking an assistant strength and conditioning coach position at Wayne State in Detroit. He was a graduate assistant strength and conditioning coach at his alma mater, Bowling Green, from 2004-05. He preceded that post with stints as a strength and conditioning intern for the USF football program in 2003 and the Detroit Tigers/Oneonta Tigers that same year. Moyer earned his bachelor's degree as an exercise specialist from Bowling Green in 2002, and he also received his master's in developmental kinesiology from Bowling Green in 2005.





## SUPPORT STAFF

**KRISTIN REINHART****Academic Coordinator**

Kristin Reinhart is in her fourth year as the academic coordinator for the men's and women's basketball teams. Prior to Michigan State, she served as an academic counselor for several Olympic sports at Penn State University. A native of East Lansing, Reinhart received her bachelor's degree in accounting from Ferris State University in 2007, where she was a four-year letter winner on the basketball team. While earning her master's degree in sports administration in 2010 from Michigan State, she served as a mentor and graduate assistant with Student-Athlete Support Services. Following MSU, Reinhart completed a post-grad internship at North Carolina State University in the Academic Support Program for Student-Athletes office working with men's basketball. She is a member of the National Association of Athletic Academic Advisors (N4A) and graduated from the N4A Professional Development Institute in 2011.

**JEFF KOVAN****Director of Sports Medicine and Performance**

Dr. Jeff Kovan was promoted to Director of Sports Medicine and Performance for Michigan State athletics in summer 2013. Prior to that, Kovan had served as the primary care sports medicine director since 1996. Dr. Kovan is an assistant professor in the College of Osteopathic Medicine in the Department of Radiology, Division of Sports Medicine. He is Board certified in Family Medicine and has completed his Certificate of Added Qualifications in Sports Medicine. A 1987 graduate of MSU's College of Osteopathic Medicine, he worked at Western Michigan University's sports medicine department before returning to MSU in 1995 to direct the school's Sports Medicine program. His family includes wife, Jessica, daughters, Brianna and Sarah, and son, Zachary.

**DAVE PRUDER****Equipment Manager**

Serving as the equipment manager for the Spartan men's basketball team is Dave Pruder. A certified equipment manager and a member of the equipment staff since 1989, Pruder was promoted to director of athletic equipment in 2015. In addition to the planning and distribution of equipment for Spartan athletes, Pruder acts as a liaison between Michigan State and outside equipment and apparel companies. An avid runner, he has completed 82 marathons, including one in every state and 20 Boston Marathons. He received his bachelor's degree in business from Michigan State in 1987, his master's in physical education and exercise science in 1989 and his M.B.A. in 1992. Pruder's family includes wife, Theresa, daughter, Kristen, and son, David Thomas.

**LORI SODERBERG****Executive Secretary****KRISTIN PORTER****Sport Operations Assistant**



## SUPPORT STAFF


## SPARTANS

## CAREERS IN SPORTS



## SPARTAN MANAGERS

**L-R:** T.J. Nichols, Jalen Holmes, Ian May, Matt McCall, Andrew Novak, Drew Kacmarcik, Jalin Thomas, Ryan Nadeau, Roscoe Johnson

**AUSTIN THORNTON***Graduate Manager***THOMAS KELLEY***Graduate Manager*

## OFFICE ASSISTANTS

**Back Row (L-R):** Mariel Dunn, Morgen Brenneman, Raven Richardson, Cara Kaye, Jourdan Sergent, Cedee Powers **Front Row (L-R):** Krystyn Crippen, Raquel Izzo, Adonne Washington, Katrina Gerber

The student office assistants have also used their time in the Spartan basketball office to prepare for rewarding careers, including some in athletics. Here is a list of those still involved in athletics.

**Toni Connor**, Executive Suite Specialist, Tampa Bay Lightning

**Laura Hue**, Asst. Compliance Dir., Northern Kentucky

**Kelsie Joestgen**, Production Coordinator, ESPN

Since moving into the Basketball Berkowitz Complex in 2002, 36 managers, graduate managers and video coordinators have moved on to a profession in athletics. Here is a list of the 26 still involved in athletics.

**Nate Babcock**

Assistant Coach, Erie Bayhawks

**Jon Borovich**

Associate Head Coach, Northern Illinois

**Luke Brown**

Head Coach, Eaton Rapids (Mich.) H.S.

**Rick Carter**

Assistant Coach, DePaul

**Jamie Curtis**

Media Operator, ESPN/SEC Network

**Jon Dykema**

Staff Counsel, Detroit Lions

**Sean Dwyer**

Assistant Coach, Northern Kentucky University

**Joe Griffin**

Head Coach, Roosevelt University

**Andrew Henk**

Development Coordinator, Spartan Fund

**Steve Hetzel**

Assistant Coach, Charlotte Hornets

**TJ Hurley**

Assistant Coach, Dearborn Hts. Crestwood H.S.

**Justin Munson**

Director of Internal Operations, Spartan Fund

**Jordan Ott**

Video Coordinator, Atlanta Hawks

**Brian Pauga**

General Manager, Austin Spurs  
Director of Scouting, San Antonio Spurs

**Kevin Pauga**

Assistant AD/Administration, Michigan State

**Zach Peterson**

Assistant Video Coordinator, Atlanta Hawks

**Mike Pires**

Quality Assurance Assistant, Austin Spurs

**Paul Rivers**

Director of Basketball Ops., Oklahoma City Thunder

**Joe Rood**

Director of Marketing, Pittsburgh

**Reed Schuitema**

Director of Football Operations, Central Mich.

**Robby Smith**

Sports Operations Coordinator, Michigan State

**Bryan Tibaldi**

Director of Basketball Operations, DePaul

**Drew Valentine**

Assistant Coach, Oakland University

**Dan Vincent**

Mgr. of Video & Advanced Scouting, Cleveland Cavs

**Charlie Wesley**

Senior Support Mgr., Sportstec, Inc.

**George Wishart**

Assoc. Producer/Assoc. Director, CBS Sports





**MICHIGAN STATE**



**2015-16 SPARTANS**







## 2015-16 MICHIGAN STATE MEN'S BASKETBALL

Michigan State doesn't open the 2015-16 season until Nov. 13 when it hosts Florida Atlantic. The team mission, however, was stated nearly seven months earlier in the waning moments of MSU's Final Four loss to Duke at Lucas Oil Stadium.

As MSU's magical journey through the 2015 NCAA Tournament was coming to a close in the program's ninth Final Four, and its seventh in the last 17 seasons under head coach Tom Izzo, television cameras spotted Izzo and Denzel Valentine having a conversation. Recalling the conversation, Valentine said he told Izzo, "I'm going to get you [back] here, coach."

At that point, a return trip to the Final Four, the 2016 edition of which will be played in Houston, Texas, became the driving force behind off-season workouts. The Spartans know that regardless of preseason rankings or midseason slumps, it's a reachable goal as long as they stick together and continue working. After all, the 2014-15 squad opened the year at No. 18, spent most of the season unranked, stood at 15-8 on February 7, was unranked at the close of the regular season, and entered the NCAA Tournament as a No. 7 seed.

As off-season workouts provided the foundation for the upcoming year, a late-August trip to Italy helped accelerate the process, while also giving an early barometer of where the Spartans stood. While many teams do summer foreign tours, Michigan State did its trip the Izzo way, scheduling the best teams he could find. What resulted was a four-game trip that, after a warm-up contest against a local professional club in Florence, saw the Spartans face the senior national teams from Russia, Italy and Georgia, who were using the games as a warm-up for Eurobasket 2015 where they attempted to qualify for the 2016 Summer Olympics in Rio. MSU lost all three games against the national teams, but the experience against seasoned pros at the highest level, including several NBA standouts, will prove to be invaluable. On top of the basketball experience, the Spartans bonded as a team, helping to forge a similar camaraderie to that of the 2014-15 squad, which allowed it to flourish come tournament time.

Despite the 1-3 record in Italy, Coach Izzo remarked "this trip was as good as anything I've done in my 20 years."

## THE BACKCOURT

Michigan State's unquestioned leader is senior guard Denzel Valentine (6-5, 220). The only player to rank in the Top 15 in the Big Ten last season in scoring (12th, 14.5 ppg), rebounding (11th, 6.3 rpg) and assists (7th, 4.3 apg), Valentine was a Third-Team All-Big Ten honoree. It was a productive summer for Valentine as he made the USA Basketball Pan American Games team, helping the American squad to a Bronze medal. He then led MSU with 17.3 points per game against the three national teams in Italy. His efforts were recognized as ESPN's Fran Fraschilla named him a preseason First Team All-American.



Arguably the nation's most versatile player, Denzel Valentine is poised to have a stellar senior campaign.



## 2015-16 OUTLOOK

Coach Izzo knows that his squad will likely go as Valentine goes.

"I think this is a critical year for Denzel, both personally and for us as a team," said Izzo. "He's our leader, our most experienced player, and if what I saw in Italy is any indication, he is ready to have a breakout season. His shooting continues to improve, and he's become a strong defender. He's going to play even more at the point this season to capitalize on his passing ability, although the key will be for him to continue to limit turnovers."

While there was no doubt that Valentine would be in a starring role this season as soon as last year ended, the same could not be said for his longtime friend, prep teammate at Lansing Sexton and fellow senior Bryn Forbes (6-3, 190). 2014-15 was Forbes' first season with the Spartans and had its share of ups and downs. He shot .427 from 3-point range, and played a key role in MSU's Elite Eight win over Louisville, scoring the first five points of overtime, but he was also held scoreless in the season-ending loss to Duke. Last spring, Izzo stated that Forbes needed to get stronger and improve his defense. And Forbes certainly responded.

"Bryn has made the most progress of anyone from April to now, and he is certainly my MVP of the summer," said Izzo. "That's an award that's earned, not given. He's gained 15 pounds of muscle, looks great and is in the best shape of his life. He had to improve his strength, endurance, and what he could do off the dribble, and he's markedly better in all three areas."

Junior Eron Harris (6-3, 185) is eligible to play after sitting out the 2014-15 season following a transfer from West Virginia, where he earned Honorable Mention All-Big 12 honors and averaged more than 17 points per game. He joins Forbes and Valentine to form what Izzo calls "as good of a shooting group as there is in the country."

"Eron is the best athlete on the team, and might have the longest range," said Izzo. "It might take a little bit to get

back into playing mode and become a consistent shooter. He has to focus on making sure he is taking the right shots. As he does that, he can become one of our top scorers, while also being a lockdown defender."

Fellow junior Alvin Ellis III (6-4, 205) is looking to continue to increase his playing time. He started the 2014-15 season at Navy, but was injured after seeing just three minutes of action. He missed several weeks and never fully found his way back into the rotation. The key for Ellis will be continuing to put in the necessary work in the gym.

"The first thing he needed to do was mature, and after a few setbacks, he has made some progress," said Izzo. "He is definitely a better shooter than he was before. He's starting to go from liking the game, to loving it, and has put more time into it, which makes him better conditioned and better skilled."

A starter at the point for the final 15 games of the season, Lourawls "Tum Tum" Nairn Jr. (5-10, 175) provides incredible speed, toughness, defense and, most importantly, leadership to the Spartan attack. A true gym rat, he also spent the summer working to improve his shooting. As MSU's only true point guard, he's a strong candidate to return to a starting role in 2015-16.

"For Tum, improving his shooting was a big focus this year, and I've never seen a guy work harder at it than he has," explained Izzo. "He also is more confident off those screen-and-rolls. Defensively, he is about as good as we have had. In Italy, he struggled early due to the size of the opposition, but he bounced back for the last game-and-a-half, which was really encouraging."

Fellow sophomore Javon Bess (6-5, 220) was limited to just 12 games due to foot injuries as a freshman. After a cautious rehabilitation process over the summer, Bess is determined to return to the level that saw him earn Ohio Division I co-player of the year honors as a prep senior.

"The key with JB is getting back in basketball shape and



Lourawls "Tum Tum" Nairn Jr., Eron Harris and Bryn Forbes give MSU an experienced backcourt with great depth. Nairn provides speed and leadership, while Harris and Forbes are terrific scorers.



Matt McQuaid is one of the top shooters in the freshman class. Javon Bess looks to make an impact after missing most of 2014-15 due to injury. Deyonta Davis brings great athleticism to the Spartan frontcourt.

being patient enough to realize that after missing nearly seven months that it takes some time," said Izzo. "He brings some toughness and has improved his shooting. He has one of the best first steps, and has a tremendous ability to get fouled. We love that he has the versatility to play three positions, and as his lateral quickness returns, we think he can be a strong defender."

A deep Spartan backcourt will also get contributions from the freshman class. Matt McQuaid (6-5, 190) had the reputation for being one of the best shooters in the nation, but in just a few short months he has proven to be so much more, impressing the Spartan coaching staff with his ball handling and defense.

"He's a very good athlete and he has the ability to stretch the defense about as far as it needs to be stretched," said Izzo. "He's a good passer, but we think he has the potential to be a great passer. He's in the gym all the time, so he's certain to improve. We learned in Italy that he will definitely be a key member of the playing group."

In much the same mold, Kyle Ahrens (6-5, 210) combines good shooting and excellent athleticism. A little bit under the radar due to leg injuries during his prep career, Ahrens continues to impress.

"He brings a bulldog mentality to the court," explained Izzo. "He's just tougher than tough. He's been rehabbing his high school injuries since he stepped on campus, but we know that he is a phenomenal athlete and has a good understanding of the game. Between him and McQuaid, we have a pair of wings who bring a lot to the team."

A pair of walk-ons add to the backcourt depth. Red-shirt junior Matt Van Dyk (6-5, 210), sat out last year after transferring into Michigan State. A great athlete, the coaching staff raves about his work ethic. Freshman Conner George (6-3, 190) is in his first season with the Spartans. He was one of the best shooters in Michigan as a prep senior, and will continue to work on his strength and defense in hopes of seeing spot minutes.

## THE FRONTCOURT

Senior Matt Costello (6-9, 245) and junior Gavin Schilling (6-9, 250) provide a majority of the experience in the Spartan frontcourt. Costello ranks sixth in MSU history with 104 blocks and is on pace to leave as the MSU career leader.

"The biggest thing we need to get out of Costello is consistency," said Izzo. "We really believe he's capable of elevating his game another level. He just has a good feel for the game. It's the reason he's a good rebounder and shot blocker. He's improved his outside game, but as he continues to work on his inside game, I think he could make a living at the foul line."

Schilling started the final 33 games of 2014-15, but averaged just 5.1 points and 3.8 rebounds, although he did post two double-doubles. His play in Italy, where he ranked second on the team with 13.3 points per game and averaged a team-best 7.0 rebounds, suggests he is ready to take a significant leap as a junior.

"He's learned to love the game, worked harder than he ever has, and his play has improved as a direct result," explained Izzo. "He runs the floor so well, and is out-



On pace to finish as the all-time Spartan leader in blocks, Matt Costello looks to feature an improved offensive game in 2015-16.





## 2015-16 OUTLOOK

standing at moving his feet defensively, especially on ball screens. We've never had a big man be able to cover so many positions the way he can. What he needs to improve on now is his offense, where he has to do more around the basket. He also needs to improve at the foul line."

Senior Colby Wollenman (6-7, 230) and sophomore Marvin Clark Jr. (6-6, 230) each gained significant experience last season. Wollenman joined MSU as a walk-on in 2011-12, and prior to last year had only seen mop-up duty. But a thin Spartan frontcourt gave him an opportunity in 2014-15. Never flashy, but always steady, Wollenman saw action in 29 games and played key minutes in some of MSU's biggest games, earning MSU's Unsung Player Award. And in the true mold of a student-athlete, Wollenman's efforts this fall will include applying to medical school.

"He's worked himself into the playing group," said Izzo. "I'm really pleased with the progress he's made on the court, but I'm ecstatic on what he's accomplished off the court and what he's going to do. He's one of those guys the program is going to be proud of for 30, 40, 50 years."

Clark started seven games as a freshman and appeared in all 39 contests. He proved to be an outside scoring threat hitting multiple 3-pointers in six games. He was situated to make a run at a starting position, but a foot injury could force him to miss the start of the season. When he's in the lineup, however, his versatility, strength and athleticism provide a wealth of options for the Spartans.

"Marvin is a guy that we can play at the three or the four, allowing us to go big or small," said Izzo. "He's a stretch forward, but he's also the strongest player on our team, and we're looking for him to use that strength more this

season. He has an athletic body like Branden Dawson, and he should become one of our best rebounders. His game has improved since last year, and while his injury is a bit of a setback, I don't think it will be a major setback."

Adding an intriguing element to the Spartans is freshman Deyonta Davis (6-10, 240). The 2015 Michigan Mr. Basketball recipient, Davis was the No. 2 career shot blocker in Michigan High School Athletic Association history. A McDonald's All-American, Davis will remind people of former Spartan Adreian Payne with his combination of length and athleticism. Although he's raw in some areas, he's expected to contribute immediately.

"Deyonta Davis will be one of the best big men we've ever had," proclaimed Izzo. "He has the ability to play the four or five and is a tremendous shot blocker. He still needs to get stronger, but he's about 25 pounds heavier than Adreian Payne was as a freshman, so I think he's ahead in that respect. He had a very good high school coach that did a lot for him, and yet college is different, especially with some of our early competition. That's where Italy was good for him, as he got to play pros who had been playing professionally nearly as long as he'd been alive. I expect his progress will be rapid, but we also have to be patient."

Rounding out the frontcourt depth is red-shirt freshman Kenny Goins (6-6, 225). Goins walked on to the Spartans last year despite having options from other Division I programs. He showed in Italy that he is prepared to contribute this season.

"Kenny could have gone other places, but he wanted to be at Michigan State," said Izzo. "He isn't that big, but he's a power forward that can do a lot of things, guard a lot of people, and is an intelligent kid."



Marvin Clark Jr. and Gavin Schilling give the Spartans a pair of strong, athletic forwards who love to attack the rim, and who will be counted on to maintain MSU's reputation of a strong team on the glass.

# KYLE AHRENS



FRESHMAN • GUARD • 6-5 • 210

## O KYLE AHRENS

\\ FRESHMAN • GUARD • 6-5 • 210 • VERSAILLES, OHIO/VERSAILLES

## THE WORD

Strong, tough wing player • Explosive athlete with high basketball IQ • Very good outside shooter • Ability to play multiple positions • Possesses a bulldog mentality.

## HIGH SCHOOL

Averaged 30.0 points, 8.3 rebounds and 3.4 assists per game as a senior at Versailles High School, playing for Coach Scott McElDowney • 2015 Associated Press Division III First Team All-Ohio • Led the Tigers to the Ohio High School Athletic Association regional tournament, falling in the district finals • First Team All-Midwest Athletic Conference • Division III Southwest District boys basketball player of the year • Participated in the 2015 American Family Insurance High School Slam Dunk Championship • Played in the Ohio Division III-IV North-South All-Star Game, scoring 15 points for the South • Daily Advocate (Greenville, Ohio) Winter Sports Athlete of the Year • Averaged 22 points, seven rebounds and four assists as a junior, before suffering a season-ending leg

injury in the sixth game of the season • Shot 62 percent from two-point range and 40 percent from outside the arc, while also shooting 77 percent from the foul line • Helped lead Versailles to the Ohio Division III state title game as a sophomore, posting a final record of 23-6 • Averaged 19.8 points as a sophomore, leading the team in scoring, rebounding, steals and assists, while shooting .824 from the foul line, to earn special mention Division III All-Ohio honors • Was a four-year starter • His dunk over an opposing player in the state semifinals was featured on ESPN SportsCenter's Top 10 plays • Rated the No. 36 shooting guard in the nation by ESPN100 and No. 47 by 24/7 Sports, and the No. 25 small forward by Scout.com • National Honor Society member.

## PERSONAL

Born March 6, 1996 • Son of Kevin and Susan Ahrens • Marketing major.





# JAVON BESS

# 2



SOPHOMORE • GUARD • 6-5 • 220



## 2 JAVON BESS

\\ SOPHOMORE • GUARD • 6-5 • 220 • COLUMBUS, OHIO/GAHANNA LINCOLN

## CAREER STATS

Year	GP/GS	Min/Avg	FG-FGA	F6%	3FG-FGA	3FG%	FT-FTA	FT%	OFF-DEF	REB	AVG	PF/D	A	TO	BL	ST	PTS	AVG
14-15	12/3	148/12.3	11-23	.478	1-2	.500	9-21	.429	15-20	35	2.9	16/0	12	9	3	4	32	2.7
<b>Totals</b>	<b>12/3</b>	<b>148/12.3</b>	<b>11-23</b>	<b>.478</b>	<b>1-2</b>	<b>.500</b>	<b>9-21</b>	<b>.429</b>	<b>15-20</b>	<b>35</b>	<b>2.9</b>	<b>16/0</b>	<b>12</b>	<b>9</b>	<b>3</b>	<b>4</b>	<b>32</b>	<b>2.7</b>

## THE WORD

Long, tough, skilled wing • Quality rebounder, especially on the offensive end • Possesses a good understanding of the game and looks to exploit mismatches offensively • Great first step offensively • Has great versatility both offensively and defensively • Spent the summer rehabilitating from a foot injury that forced him to miss most of the 2014-15 season.

## 2014-15

Appeared in 12 games, including starting three, averaging 2.7 points in 12.3 minutes • Missed 27 games due to an injured right foot, including the first 10 games and the final 17 of the season • Made his Spartan debut on Dec. 17 against Eastern Michigan, scoring one point and grabbing five rebounds in nine minutes • Started three-straight Big Ten games in mid-January against Maryland (1/17), Penn State (1/21) and Nebraska (1/24), averaging 5.0 points and 3.0 rebounds in 18.3 minutes • Grabbed a season-high eight rebounds against Texas Southern (12/20) • Scored a season-high nine points, and added five rebounds, at Nebraska (1/24) in a season-high 22 minutes • Also played 22 minutes at Maryland (1/17), scoring six points and recording a season-high four assists • Totaled eight points and five rebounds vs. The Citadel (12/22).

## HIGH SCHOOL

Averaged 22 points, 7.5 rebounds and 3.5 assists as a senior at Gahanna Lincoln High School, playing for Coach Tony Staib, shooting 65 percent from the field • Named Ohio Division I co-player of the year after leading Gahanna Lincoln to an 18-5 record • Associated Press Division I First-Team honoree • 2014 Central District Player of the Year • Earned MVP honors in both the Ohio-Kentucky and Ohio Divisions I-II North South All-Star games following the 2013-14 season • Averaged 18.5 points, 7.5 rebounds and 2.5 assists as a junior • Helped team to a 22-6 record, advancing to the regional finals of the Ohio High School Division I state tournament, averaging a double-double with 18 points and 10 rebounds over the final 16 games of the season • 2013 Honorable Mention All-Ohio Division I • 2013 first-team all-league and second-team All-Central Ohio honoree • Scored a career-high 36 points in a game vs. Olentangy, while also scoring 30 points or more in two other contests • Played AAU basketball for All-Ohio Red, helping the team capture the 2013 Spiece Run and Slam Classic, scoring 23 points in the finals • Played for Picker-

ington Central as a sophomore • Helped Central capture the 2012 Division I State Championship, knocking down two clutch free throws in the final 10 seconds to secure a 45-40 victory • Played quarterback and wide receiver growing up, but gave up football following his freshman season.

## PERSONAL

Born April 1, 1996 • Son of Myron and April Bess • Sister Zenobia plays basketball for Kent State • Communication major.

## 2014-15 Game-By-Game Stats

OPPONENT	FG	3FG	FT	O-D	REB	PF	PTS	AST	TO	BLK	STL	MIN
Eastern Michigan (12/17)	0-1	0-0	1-2	1-4	5	1	1	0	0	0	0	9
Texas Southern (12/20)	1-5	0-1	1-4	5-3	8	3	3	3	0	1	1	17
The Citadel (12/22)	2-2	0-0	4-6	2-3	5	2	8	0	0	0	0	15
Maryland (12/30)	0-0	0-0	0-0	0-2	2	0	0	0	0	0	0	5
Indiana (1/5)	2-2	0-0	0-0	1-2	3	1	4	1	0	0	0	9
at Iowa (1/8)	0-1	0-0	0-0	1-0	1	0	0	3	0	1	1	14
Northwestern (1/11)	0-0	0-0	1-2	0-0	0	0	1	1	0	0	0	5
at Maryland (1/17)	* 3-5	0-0	0-3	1-1	2	3	6	4	2	0	1	22
Penn State (1/21)	* 0-1	0-0	0-0	0-2	2	3	0	0	3	0	0	11
at Nebraska (1/24)	* 3-4	1-1	2-4	4-1	5	2	9	0	2	0	0	22
at Rutgers (1/29)	0-1	0-0	0-0	0-0	0	1	0	0	1	0	0	9
Michigan (2/1)	0-1	0-0	0-0	0-2	2	0	0	0	1	1	0	10



# MARVIN CLARK JR.

15



SOPHOMORE • FORWARD • 6-6 • 230

## 15 MARVIN CLARK JR.

\\ SOPHOMORE • FORWARD • 6-6 • 230 • KANSAS CITY, MO./SUNRISE CHRISTIAN

## CAREER STATS

Year	GP/GS	Min./Avg	FG-FGA	F6%	3FG-FGA	3FG%	FT-FTA	FT%	OFF-DEF	REB	AVG	PF/D	A	TO	BL	ST	PTS	AVG
14-15	39/7	437/11.2	64-127	.504	21-62	.339	27-40	.675	30-56	86	2.2	67/0	11	29	12	9	176	4.5
Totals	39/7	437/11.2	64-127	.504	21-62	.339	27-40	.675	30-56	86	2.2	67/0	11	29	12	9	176	4.5

## THE WORD

Physical wing with a sweet shooting stroke • Improving as a player off the dribble • Strong physique • Athleticism to defend multiple positions • Strength and size allow for offensive versatility.

## 2014-15

Appeared in 39 games, starting seven, averaging 4.5 points and 2.2 rebounds in 11.2 minutes • Ranked fourth on the team in 3-point field goals made (21) and attempted (62) • Along with teammate Lourawls "Tum Tum" Nairn Jr., he set an MSU freshman record by appearing in 39 games • Averaged 8.7 points and 3.4 rebounds in seven starts • MSU posted an 8-0 record when he scored in double-figures • Michigan State was 12-1 when he made a 3-pointer • Led MSU in scoring in one game (15 points vs. Loyola - 11/21) and rebounding in one contest (6 vs. The Citadel - 12/22) • Scored a season-high 15 points in back-to-back games against Loyola (11/21) and Santa Clara (11/24) • Scored 14 points and grabbed six rebounds in the regular-season finale at Indiana (3/7), marking season highs for points and rebounds against a Big Ten opponent • Played a season-high 28 minutes in games against Santa Clara (11/24) and Indiana (3/7) • Blocked a season-high four shots against Santa Clara (11/24).

## HIGH SCHOOL

Averaged 20 points and nine rebounds for the Prep Team at Sunrise Christian Academy in Bel Aire, Kansas, playing a schedule that consisted mainly of junior college opponents • Played for Coach Luke Barnwell on the prep team • Top performances included 32 points and 14 rebounds against Cloud County Junior College and 30 points and 16 rebounds against Independence Community College • Was a teammate of Lourawls "Tum Tum" Nairn Jr., during the 2012-13 season, helping lead Sunrise Christian Academy to a 29-1 record, playing for Coach Kyle Lindsted • Averaged 12 points, 3.3 rebounds and 1.1 steal in 2012-13 • Shot 51.8 percent from the field, including 35.9 percent from 3-point range, and 69.2 percent from the foul line • Originally a member of the Class of 2013 before reclassifying to the Class of 2014 and taking a postgraduate year at Sunrise Christian Academy.



## PERSONAL

Born Nov. 3, 1994 • Son of Marvin Clark Sr. and Donette Miller • Marketing major.

## 2014-15 Game-By-Game Stats

OPPONENT	FG	3FG	FT	O-D	REB	PF	PTS	AST	BLK	STL	MIN
at Navy (11/14)	2-2	1-1	0-0	1-5	6	2	5	0	4	0	13
vs. Duke (11/18)	1-3	0-1	0-0	2-1	3	4	2	0	1	0	13
Loyola (11/21)	5-6	3-4	2-3	2-1	3	3	15	0	1	1	12
Santa Clara (11/24)	* 6-11	3-5	0-0	2-2	4	2	15	0	2	4	28
vs. Rider (11/27)	* 3-4	2-3	0-0	1-2	3	4	8	2	1	0	16
vs. Marquette (11/28)	* 3-6	2-4	2-2	0-1	1	2	10	0	1	0	17
vs. Kansas (11/30)	0-7	0-4	0-0	0-0	0	2	0	0	0	0	7
at Notre Dame (12/3)	0-0	0-0	0-0	0-1	1	1	0	0	1	0	4
Arkansas-Pine Bluff (12/6)	3-4	1-2	3-3	1-4	5	3	10	0	3	1	15
Oakland (12/14)	4-6	1-2	3-5	2-2	4	1	12	0	0	1	16
Eastern Michigan (12/17)	4-6	0-2	3-5	2-4	6	3	11	0	2	0	13
Texas Southern (12/20)	* 1-2	0-1	0-0	1-2	3	1	2	0	0	1	11
The Citadel (12/22)	* 5-8	0-2	2-2	0-6	6	2	12	0	0	1	19
Maryland (12/30)	0-1	0-1	0-0	0-0	0	2	0	0	2	1	8
Indiana (1/5)	1-2	0-0	0-0	2-0	2	1	2	1	0	0	5
at Iowa (1/8)	0-0	0-0	2-2	0-0	0	2	2	0	0	0	2
Northwestern (1/11)	3-5	0-2	0-0	1-1	2	1	6	0	0	0	10
at Maryland (1/17)	0-1	0-0	0-0	1-1	1	0	0	0	0	1	4
Penn State (1/21)	0-0	0-0	2-2	1-1	2	1	2	0	0	0	2
at Nebraska (1/24)	0-1	0-1	0-2	0-0	1	0	0	0	0	0	8
at Rutgers (1/29)	0-1	0-0	0-0	0-1	1	0	0	0	1	1	12
Michigan (2/1)	0-0	0-0	0-0	0-1	1	1	0	0	2	0	4
Illinois (2/7)	0-1	0-0	0-0	0-0	0	0	0	0	0	0	4
at Northwestern (2/10)	2-3	2-2	2-2	1-1	2	0	8	0	0	0	11
Ohio State (2/14)	1-1	0-0	0-0	0-0	0	2	2	0	0	0	1
at Michigan (2/17)	0-1	0-1	0-0	0-0	0	0	0	0	0	0	7
at Illinois (2/22)	0-1	0-1	0-0	0-0	0	2	0	0	0	0	3
Minnesota (2/26)	1-3	1-2	2-2	0-1	1	3	5	0	1	0	11
at Wisconsin (3/1)	* 0-3	0-3	0-0	1-0	1	2	0	2	0	1	17
Purdue (3/4)	2-5	2-4	0-0	1-1	3	6	0	0	0	0	24
at Indiana (3/7)	* 6-7	1-2	1-2	4-2	6	4	14	3	1	0	28
vs. Ohio State (3/13)	2-5	1-4	0-0	1-5	6	1	5	0	0	0	14
vs. Maryland (3/14)	2-4	0-2	0-0	1-3	4	1	4	0	2	0	12
vs. Wisconsin (3/15)	2-5	0-0	0-0	2-1	3	0	4	1	0	0	6
vs. Georgia (3/20)	3-5	0-2	0-0	0-1	1	2	6	0	1	0	13
vs. Virginia (3/22)	0-1	0-1	1-2	1-1	2	1	1	0	0	0	11
vs. Oklahoma (3/27)	0-2	0-2	1-2	0-3	3	3	1	0	1	0	7
vs. Louisville (3/29)	2-2	1-1	0-2	1-0	1	3	5	2	0	1	5
vs. Duke (4/4)	0-2	0-0	1-2	0-1	1	4	1	0	2	0	10



# MATT COSTELLO



# 10



SENIOR • FORWARD • 6-9 • 245



## 10 MATT COSTELLO

\\ SENIOR • FORWARD • 6-9 • 245 • LINWOOD, MICH./BAY CITY WESTERN

## CAREER STATS

Year	GP/GS	Min/Avg	FG-FGA	F6%	3FG-FGA	3FG%	FT-FTA	FT%	OFF-DEF	REB	AVG	PF/D	A	TO	BL	ST	PTS	AVG
12-13	30/0	184/6.1	15-32	.469	0-0	.000	14-17	.824	10-30	40	1.3	36/0	5	7	13	6	44	1.5
13-14	34/20	501/14.7	52-87	.598	0-0	.000	33-50	.660	47-66	113	3.3	70/0	27	22	43	9	137	4.0
14-15	39/6	794/20.4	110-190	.579	0-4	.000	53-79	.671	79-123	202	5.2	107/4	29	31	48	16	273	7.0
<b>Totals</b>	<b>103/26</b>	<b>1479/14.4</b>	<b>177-309</b>	<b>.573</b>	<b>0-4</b>	<b>.000</b>	<b>100-146</b>	<b>.685</b>	<b>136-219</b>	<b>355</b>	<b>3.4</b>	<b>213/4</b>	<b>61</b>	<b>60</b>	<b>104</b>	<b>31</b>	<b>454</b>	<b>4.4</b>

## THE WORD

Ranks sixth in MSU career blocks (104) • Long, tough post player • Strong rebounder that loves to attack the glass • Has good timing that equates to a proficiency at blocking shots • Continues to work on increasing his shooting range out to 3-point line • Has a good feel for the game.

## 2014-15

Appeared in 39 games, starting six, averaging 7.0 points and 5.0 rebounds in 20.4 minutes • Shot .579 from the floor, ranking second among teammates with more than 100 field-goal attempts • Ranked 13th in the Big Ten in blocked shots overall (1.2 bpg) and seventh in Big Ten games (1.5 bpg) • His 48 blocks rank as the seventh-best

single-season total in MSU history • Scored in double figures in 11 games • Grabbed double-figure rebounds in two contests • Posted two double-doubles vs. Loyola (11/21; 13 points, 11 rebounds) and Texas Southern (12/20; 17 pts., 10 reb.) • Led MSU in scoring in two games and in rebounding in eight contests • Scored a career-best 17 points against Texas Southern (12/20) • Scored 15 points against Arkansas-Pine Bluff (12/6) • Grabbed a season-high 11 rebounds against Loyola (11/21) • Blocked two or more shots in 13 games, including a season-high four against Michigan (2/1) and Purdue (3/4) • Grabbed seven or more rebounds in 14 contests, including five games with nine or more boards • Started the first six games of the season, then came off the bench for the final 33 contests • Academic All-Big Ten.

## 2013-14

Appeared in 34 games, starting 20, averaging 4.0 points and 3.3 rebounds in 14.7 minutes per contest • Led the team with 43 blocks, ranking 10th in the Big Ten (1.3 bpg) • His 43 blocks were the seventh-best single-season total in school history, and the most ever by a Spartan sophomore • Blocked 24 shots in Big Ten contests (1.3 bpg), ranking eighth in the conference • Ranked second on the team in field-goal percentage (.598) • Missed four games in December due to mononucleosis • Posted his first career double-double in an overtime win at Iowa (1/28), scoring a season-high 11 points and grabbing a career-high 12 rebounds; nine of his 11 points came in the last five minutes of regulation and overtime • Scored 10 points against Penn State (2/6), adding six rebounds and a season-high tying three assists • Also dished out three assists against Columbia (11/15) • Scored six or more points in 10 contests • Grabbed five or more rebounds in eight games • Tallied nine points and eight rebounds against Michigan (1/25) • Also scored nine points against Northwestern (2/13) • Tallied seven points and eight rebounds against Minnesota (1/11) • Started 13 of 18 Big Ten contests, averaging 4.9 points and 3.6 rebounds in conference games • Blocked a career-best six shots at Illinois (1/18), tying the second-best single-game effort in MSU history • Blocked two or more shots in 10 contests • Academic All-Big Ten.

## 2012-13

Appeared in 30 games, averaging 6.1 minutes • Averaged 1.5 points and 1.3 rebounds, shooting .469 from the field • His .824 free-throw percentage (14-17) was tops on the





## 10 MATT COSTELLO

## SPARTANS

team • Ranked fourth on the team with 13 blocks, averaging a block every 14.2 minutes • Averaged 8.0 minutes in the last 13 games after playing more than eight minutes just once in the first 23 games • Turned in one of his best games in a 75-52 win over No. 4 Michigan (2/12), scoring a season-high eight points and grabbing a Big Ten season-high six rebounds, hitting all three field goal attempts and both free throw attempts • Scored six points and grabbed a season-high seven rebounds against Tuskegee (12/15) • Blocked a season-high three shots against No. 1 Indiana (2/19) • Blocked two shots each against Texas Southern (11/18), Nebraska (2/16) and Valparaiso (3/21) in the second round of the NCAA Tournament • Missed the first two games of the season and both exhibition games with a bruised back.

## HIGH SCHOOL

2012 Hal Schram Mr. Basketball Award winner • 2012 Gatorade Michigan High School Player of the Year • 2012 Parade Magazine All-American • Detroit Free Press and The Detroit News Dream Team selection for the second straight year • Averaged 25.1 points, 19.1 rebounds, 4.0 assists and 4.0 blocks per game at Bay City Western for Coach Chris Watz • Led the Warriors to the Class 4A regional semifinals, an 18-6 record, and a second-straight district championship • Finished his career as the school's all-time leader in points (1,518), rebounds (1,069) and blocked shots (280) • Ranked among the top-100 players in the nation by Rivals.com (#83), ESPN100 (#87) and Scout.com (#95) • Rated among the top players at his position by ESPN100 (#17 power forward), Rivals.com (#21 power forward) and Scout.com (#23 center) • 2011 Gatorade Michigan High School Player of the Year • Detroit Free Press and The Detroit News Dream Team selection • Averaged 19.8 points, 13.0 rebounds and 3.8 blocks as a junior, shooting 53.4 percent from the field and 72 percent from the foul line • Posted a school-record 19 double-doubles • Helped team improve from 10-11 in 2010 to 24-3 in 2011, leading Bay City Western to Class A state semifinals for the first time in school history • MVP of Saginaw Valley Association • Attended 2011 NBA Top 100 Camp • Averaged 16.7 points 11.8 rebounds, 3 blocks and 3 assists as a sophomore • Set a school record with 14 blocks in a single game • 2010 Bay City Times Dream Team and first-team All-Saginaw Valley League selection • National Honor Society member.

## PERSONAL

Born Aug. 5, 1993 • Son of Mike and Jen Costello • Interdisciplinary studies in social science major with a concentration in human capital and society.



## 10 MATT COSTELLO



## 2012-13 Game-By-Game Stats

OPPONENT	FG	3FG	FT	O-D	REB	PF	PTS	AST	BLK	STL	MIN
Texas Southern (11/18)	1-4	0-0	2-2	0-3	3	0	4	0	0	2	0 11
Boise State (11/20)	0-0	0-0	0-0	0-0	0	2	0	0	1	0	0 1
Oakland (11/23)	1-1	0-0	2-3	0-1	1	1	4	0	0	0	0 8
Louisiana (11/25)	0-0	0-0	1-2	1-0	1	0	1	0	0	0	0 6
at Miami (11/28)	0-1	0-0	0-0	0-0	0	2	0	0	0	0	0 4
Nicholls State (12/1)	1-3	0-0	0-0	0-2	2	1	2	0	0	1	0 5
Arkansas-Pine Bluff (12/5)	1-1	0-0	1-1	0-2	2	1	3	2	0	1	0 6
Loyola (12/8)	0-0	0-0	0-0	0-0	0	0	0	0	0	0	0 1
Tuskegee (12/15)	2-4	0-0	2-2	2-5	7	2	6	0	0	0	1 7
Texas (12/22)	0-1	0-0	0-0	0-0	0	1	0	0	1	0	0 2
Purdue (1/5)	1-1	0-0	0-0	0-0	0	1	2	0	0	0	0 2
at Penn State (1/16)	0-0	0-0	0-0	0-0	0	1	0	0	1	0	0 6
Ohio State (1/19)	0-0	0-0	0-0	0-1	1	2	0	0	1	0	0 5
at Wisconsin (1/22)	0-0	0-0	0-0	0-0	0	1	0	0	0	0	0 5
at Indiana (1/27)	0-0	0-0	0-0	0-0	0	0	0	0	0	0	0 0
Illinois (1/31)	0-1	0-0	0-0	0-0	0	0	0	0	0	0	0 4
Minnesota (2/6)	0-0	0-0	0-0	1-1	2	0	0	0	0	0	0 7
at Purdue (2/9)	0-1	0-0	2-2	0-1	1	2	2	0	0	0	1 13
Michigan (2/12)	3-3	0-0	2-2	2-4	6	1	8	0	1	0	0 11
at Nebraska (2/16)	2-2	0-0	0-0	0-2	2	2	4	0	0	2	0 8
Indiana (2/19)	0-1	0-0	2-3	1-1	2	2	2	1	0	3	1 8
at Ohio State (2/24)	1-1	0-0	0-0	0-0	0	2	2	0	0	0	0 5
at Michigan (3/3)	0-1	0-0	0-0	0-1	1	1	0	0	0	1	0 14
Wisconsin (3/7)	1-1	0-0	0-0	1-1	2	2	2	0	0	2	11
Northwestern (3/10)	0-0	0-0	0-0	0-0	0	0	0	0	0	0	0 6
vs. Iowa (3/15)	0-2	0-0	0-0	0-1	1	0	0	0	0	0	0 4
vs. Ohio State (3/16)	0-0	0-0	0-0	1-0	1	2	0	0	0	0	0 4
vs. Valparaiso (3/21)	0-2	0-0	0-0	0-1	1	4	0	1	2	2	0 9
vs. Memphis (3/23)	1-1	0-0	0-0	0-2	2	0	2	0	0	1	1 5
vs. Duke (3/29)	0-0	0-0	0-0	1-1	2	0	0	0	1	0	0 6

## 2013-14 Game-By-Game Stats

OPPONENT	FG	3FG	FT	O-D	REB	PF	PTS	AST	BLK	STL	MIN
McNeese State (11/8)	* 3-4	0-0	0-1	1-2	3	2	6	1	0	3	0 16
vs. Kentucky (11/12)	* 1-4	0-0	0-1	2-1	3	4	2	0	0	0	0 12
Columbia (11/15)	* 0-1	0-0	0-0	2-1	3	1	0	3	1	1	0 10
Portland (11/18)	2-2	0-0	0-0	2-3	5	2	4	0	0	0	0 10
vs. Virginia Tech (11/21)	* 0-0	0-0	0-0	0-2	2	3	0	1	1	2	2 17
vs. Oklahoma (11/23)	* 0-1	0-0	1-2	0-5	5	3	1	1	0	0	0 22
Mount St. Mary's (11/29)	* 3-3	0-0	2-2	0-3	3	0	8	1	0	1	0 12
North Carolina (12/4)	3-5	0-0	0-1	2-2	4	1	6	1	0	4	0 17
at Penn State (12/31)	0-0	0-0	0-0	0-2	2	1	0	1	0	0	0 12
at Indiana (1/4)	1-2	0-0	0-1	0-3	3	2	2	0	2	3	2 15
Ohio State (1/7)	* 0-1	0-0	0-0	0-0	0	2	0	0	2	1	0 12
Minnesota (1/11)	* 1-3	0-0	5-6	4-4	8	3	7	1	0	3	1 26
at Northwestern (1/15)	* 2-2	0-0	0-0	1-0	1	1	4	1	0	0	0 15
at Illinois (1/18)	* 4-5	0-0	0-1	0-5	5	2	8	0	2	6	0 25
Indiana (1/21)	* 2-6	0-0	0-0	1-0	1	3	4	0	1	1	0 22
Michigan (1/25)	* 3-6	0-0	3-4	3-5	8	0	9	0	1	0	1 28
at Iowa (1/28)	* 3-4	0-0	5-6	6-6	12	4	11	2	1	2	1 28
vs. Georgetown (2/1)	* 3-4	0-0	0-0	2-1	3	3	6	0	1	2	0 26
Penn State (2/6)	* 3-3	0-0	4-5	3-3	6	2	10	3	0	3	0 22
at Wisconsin (2/9)	* 2-2	0-0	1-2	0-1	1	4	5	1	1	1	0 14
Northwestern (2/13)	* 4-5	0-0	1-2	1-3	4	0	9	2	0	0	0 17
Nebraska (2/16)	* 1-2	0-0	2-2	1-1	2	1	4	1	0	0	0 13
at Purdue (2/20)	* 1-1	0-0	0-0	2-0	2	4	2	1	0	0	0 15
at Michigan (2/23)	* 2-2	0-0	1-1	2-0	2	4	5	0	2	0	0 10
Illinois (3/1)	1-3	0-0	0-0	1-1	2	0	2	0	0	1	0 8
Iowa (3/6)	0-0	0-0	4-4	1-2	3	2	4	1	0	1	0 9
at Ohio State (3/9)	1-2	0-0	0-0	0-2	2	2	2	0	1	2	0 10
vs. Northwestern (3/14)	2-5	0-0	1-2	3-2	5	4	5	2	1	1	0 15
vs. Wisconsin (3/15)	1-1	0-0	0-0	1-1	2	3	2	0	0	1	0 13
vs. Michigan (3/16)	0-1	0-0	0-0	2-1	3	1	0	0	2	0	0 5
vs. Delaware (3/20)	2-6	0-0	0-1	4-1	5	3	4	1	0	1	0 9
vs. Harvard (3/22)	0-0	0-0	3-6	0-2	2	0	3	0	1	1	1 7
vs. Virginia (3/28)	1-1	0-0	0-0	0-1	1	3	2	0	2	1	0 4
vs. Connecticut (3/30)	0-0	0-0	0-0	0-0	0	0	0	0	2	0	1 5

## 2014-15 Game-By-Game Stats

OPPONENT	FG	3FG	FT	O-D	REB	PF	PTS	AST	BLK	STL	MIN
at Navy (11/14)	* 3-3	0-0	0-0	1-6	7	4	6	0	1	0	0 22
vs. Duke (11/18)	* 3-5	0-1	0-1	2-2	4	3	6	0	0	0	1 21
Loyola (11/21)	* 6-10	0-0	1-2	2-9	11	2	13	1	2	1	1 22
Santa Clara (11/24)	* 0-2	0-0	2-5	5-4	9	2	2	2	1	2	0 17
vs. Rider (11/27)	* 3-6	0-1	0-1	1-8	9	4	6	1	2	3	2 19
vs. Marquette (11/28)	* 1-1	0-0	2-2	2-3	5	2	4	0	1	1	0 20
vs. Kansas (11/30)	2-4	0-0	0-0	0-3	3	3	4	1	1	0	0 15
at Notre Dame (12/3)	2-3	0-0	0-0	1-2	3	2	4	0	0	0	1 13
Ark.-Pine Bluff (12/6)	5-6	0-0	5-6	3-2	5	1	15	0	3	0	1 19
Oakland (12/14)	5-6	0-0	1-1	0-3	3	3	11	1	1	1	0 19
Eastern Mich. (12/17)	2-5	0-0	6-6	3-6	9	3	10	1	1	1	0 22
Texas Southern (12/20)	8-10	0-0	1-1	6-4	10	1	17	0	2	1	0 22
The Citadel (12/22)	5-7	0-0	3-3	3-2	5	1	13	1	1	1	0 16
Maryland (12/30)	2-6	0-0	5-6	2-4	6	4	9	0	1	0	0 25
Indiana (1/5)	1-3	0-0	0-0	0-7	7	0	2	1	0	2	0 16
at Iowa (1/8)	1-2	0-0	0-0	0-3	3	3	2	1	1	2	1 19
Northwestern (1/11)	1-2	0-0	1-2	0-1	1	0	3	0	1	0	0 19
at Maryland (1/17)	6-10	0-1	0-2	4-3	7	1	12	1	1	2	0 23
Penn State (1/21)	4-8	0-0	2-2	2-0	2	4	10	3	0	1	0 19
at Nebraska (1/24)	0-3	0-0	1-2	0-3	3	2	1	1	1	0	0 8
at Rutgers (1/29)	4-4	0-0	1-2	2-3	5	2	9	0	2	2	0 19
Michigan (2/1)	2-4	0-0	6-7	5-2	7	3	10	0	1	4	1 24
Illinois (2/7)	1-2	0-0	1-3	4-3	7	2	3	0	1	0	0 24
at Northwestern (2/10)	2-3	0-0	0-0	1-2	3	3	4	2	0	3	2 19
Ohio State (2/14)	4-7	0-0	1-2	1-4	5	2	9	1	0	1	0 21
at Michigan (2/17)	3-3	0-0	1-2	3-4	7	4	7	0	0	1	0 20
at Illinois (2/22)	1-1	0-0	0-0	0-1	1	5	2	0	1	0	0 19
Minnesota (2/26)	3-5	0-0	1-1	2-2	4	5	7	2	0	2	2 30
at Wisconsin (3/1)	4-6	0-0	0-1	1-4	5	2	8	0	1	2	0 24
Purdue (3/4)	4-8	0-1	5-7	4-3	7	4	13	1	0	4	2 25
at Indiana (3/7)	3-6	0-0	0-2	4-4	8	0	6	1	0	1	0 20
vs. Ohio State (3/13)	3-5	0-0	1-2	3-0	3	3	7	1	0	2	0 22
vs. Maryland (3/14)	4-5	0-0	2-2	3-0	3	3	10	2	2	1	0 20
vs. Wisconsin (3/15)	4-7	0-0	0-0	1-3	4	3	8	2	0	2	0 26
vs. Georgia (3/20)	1-8	0-0	0-0	2-5	7	5	2	0	1	1	0 29
vs. Virginia (3/22)	1-2	0-0	2-2	2-3	5	3	4	0	0	1	1 23
vs. Oklahoma (3/27)	1-3	0-0	0-2	3-0	3	4	2	0	1	0	0 15
vs. Louisville (3/29)	2-4	0-0	2-2	0-3	3	5	6	2	0	1	0 20
vs. Duke (4/4)	3-5	0-0	0-0	1-2	3	4	6	0	0	1	0 15

# DEYONTA DAVIS

# 23



FRESHMAN • FORWARD • 6-10 • 240



## 23 DEYONTA DAVIS

\\ FRESHMAN • FORWARD • 6-10 • 240 • MUSKEGON, MICH./MUSKEGON

## THE WORD

Athletic face-up power forward with shooting range out to 17 feet • Very active around the rim • Potential to be a great defender with his size and strength • Elite-level shot blocker • Possesses a 7-foot-2 wingspan.

## HIGH SCHOOL

2015 McDonald's All-American, totaling six points and a team-high nine rebounds for the West • 2015 Hal Schram Michigan Mr. Basketball Award winner • Selected to play in the Jordan Brand Classic All-America Game • Averaged 18.3 points, 15.2 rebounds and 6.7 blocks as a senior, leading Muskegon High School to a 23-2 record and a spot in the Class A state quarterfinals, playing for Coach Keith Guy • 2015 Gatorade Michigan Player of the Year • 2015 Associated Press Class A Player of the Year • Detroit News and Detroit Free Press Dream Team honoree • Muskegon Chronicle MLive.com Player of the Year • Shot 67 percent from the field as a senior • Finished his career No. 2 on the state of Michigan's career blocked shots list • Averaged 15.0 points, 13.6 rebounds and 7.1 blocks as a junior, earning Associated Press Class A All-State and



Detroit Free Press and Detroit News Dream Team honors • Led Muskegon to a perfect 28-0 record and a Michigan Class A State Championship, finishing the year ranked No. 20 in the USA Today Top 25 • Totaled 26 points, 13 rebounds and three blocks in a 91-67 win over Bloomfield Hills in the 2014 title game, connecting on 12-of-14 field goals • Established a Michigan state high school single-season record with 199 blocks in 2013-14, including two games with 16 blocks (vs. Grand Rapids Union - 3/7; vs. Mount Clemens - 2/15) • Shot 61 percent from the field as a junior • Averaged 5.5 points, 10 rebounds and 4 blocks as a sophomore, as Muskegon posted a 19-7 record and won a regional championship, advancing to the state quarterfinals • Rated the No. 22 player in the nation in the ESPN100, No. 26 by Rivals.com and 24/7 Sports, and No. 34 by Scout.com • Rated the No. 6 power forward in the nation by Scout.com and the ESPN100, and the No. 7 center by 24/7 Sports.

## PERSONAL

Born Dec. 2, 1996 • Son of Ronda Davis and grandson of Bonnie Davis • Interested in sports science.

# ALVIN ELLIS III

3



JUNIOR • GUARD • 6-4 • 205

## 3 ALVIN ELLIS III

\\ JUNIOR • GUARD • 6-4 • 205 • MATTESON, ILL./CHICAGO DE LA SALLE

## CAREER STATS

Year	GP/GS	Min/Avg	FG-FGA	FG%	3FG-FGA	3FG%	FT-FTA	FT%	OFF-DEF	REB	AVG	PF/D	A	TO	BL	ST	PTS	AVG
13-14	36/1	285/7.9	24-50	.480	6-13	.462	13-22	.591	8-15	23	0.6	42/1	14	22	3	13	67	1.9
14-15	32/1	274/8.6	17-53	.321	6-25	.250	15-33	.455	4-18	22	0.7	32/0	18	18	5	12	55	1.7
<b>Totals</b>	<b>68/2</b>	<b>559/8.2</b>	<b>41-103</b>	<b>.398</b>	<b>12-38</b>	<b>.316</b>	<b>28-55</b>	<b>.509</b>	<b>12-33</b>	<b>45</b>	<b>0.7</b>	<b>74/1</b>	<b>32</b>	<b>40</b>	<b>8</b>	<b>25</b>	<b>122</b>	<b>1.8</b>

## THE WORD

Improved shooter • Possesses a great understanding of the game • Very good vision and passing skills • Moves well without the ball.

## 2014-15

Appeared in 32 games, starting one, averaging 1.7 points and 0.7 rebounds in 8.6 minutes • Started the season opener at Navy (11/14), but suffered a severe ankle injury after playing just three minutes, leading to him missing the next six contests • Scored a career-best 16 points at Indiana (3/7), coming off the bench to hit 6-of-9 shots, including 2-of-4 3-point field goals, in 21 minutes • Scored seven points vs. Minnesota (2/26), hitting all three shots, including one 3-pointer • Totaled a season-high tying two steals vs. The Citadel (12/22) • Recorded two steals against Arkansas-Pine Bluff (12/6) • Played a season-high 22 minutes against Maryland (12/30) • Notched a career-high four assists and a season-high three rebounds against Oakland (12/14) • Also collected three rebounds at Indiana (3/7) and against Oklahoma (3/27) in the Sweet 16 of the NCAA Tournament • Blocked a career-high two shots against Ohio State (3/13) in the Big Ten Tournament.

## 2013-14

Appeared in 36 games, starting one, averaging 1.9 points and 0.6 rebounds in 7.9 minutes • Scored a season-high 12 points against Michigan (1/25), making all four field-goal attempts, including two 3-pointers, and hitting two free throws • Opened his Spartan career with six points and two rebounds against McNeese State (11/8) • Also scored six points and grabbed two rebounds at Wisconsin (2/9) • Scored five points in three additional games against Mount St. Mary's (11/29), Penn State (2/6), and Northwestern (2/13) • Made his first career start against Mount St. Mary's (11/29), with five points and two assists in 14 minutes • Hit 6-of-13 from 3-point range, as his .462 percentage was second best on the squad • Dished out a season-high three assists against Delaware (3/20).

## HIGH SCHOOL

Averaged 20 points, 6.0 rebounds and 4.0 assists as a senior at Chicago De La Salle High School • Led the Meteors to a 17-8 record and an appearance in the regional finals, while earning Class 4A second-team all-state honors • IBCA (Illinois Basketball Coaches Association) First-Team All-State selection • Two-time All-Catholic League North selection • Averaged 17.0 points, 4.2 assists, 4.0 rebounds and 2.2 steals as a junior • Shot 41 percent from 3-point range as a junior • Scored 42 points, including 19 in the fourth quarter, in the 2012 Illinois Class 4A regional title game • Two-year captain at De La Salle • Played with fellow MSU junior Gavin Schilling in 2011-12 • Captured Catholic League North and regional titles as a sophomore.

## PERSONAL

Born April 9, 1995 • Son of Alvin and Sarah Ellis • Sociology major.

## 2013-14 Game-By-Game Stats

OPPONENT	FG	3FG	FT	O-D	REB	PF	PTS	AST	TO	BLK	STL	MIN
McNeese State (11/8)	3-6	0-0	0-0	1-1	2	1	6	1	1	0	1	7
Columbia (11/15)	0-0	0-0	1-2	0-0	0	0	1	1	0	0	0	3
Portland (11/18)	0-1	0-0	1-2	1-1	2	0	1	0	0	1	0	5
vs. Virginia Tech (11/22)	0-0	0-0	0-0	0-0	2	0	0	1	0	0	0	8
vs. Oklahoma (11/23)	0-0	0-0	0-0	1	2	0	0	1	0	0	0	4
Mount St. Mary's (11/29)	* 2-4	1-2	0-0	1	1	0	5	2	1	0	1	14
North Carolina (12/4)	0-0	0-0	0-0	0-1	0	0	0	0	0	0	0	1
vs. Oakland (12/14)	2-3	0-0	0-1	0-0	0	2	4	0	3	1	2	19
North Florida (12/17)	1-2	0-1	2-5	0-0	1	4	2	0	1	0	1	20
at Texas (12/21)	0-0	0-0	0-0	0-0	0	0	0	0	1	0	0	3
New Orleans (12/28)	1-3	1-1	0-0	1-2	3	0	3	0	0	0	0	11
at Penn State (12/31)	0-0	0-0	0-0	0-0	0	0	0	2	0	0	0	3
at Indiana (1/4)	0-0	0-0	0-0	0-0	0	0	0	0	1	0	0	1
Ohio State (1/7)	1-3	0-0	0-0	0-0	0	0	2	0	0	0	2	14
Minnesota (1/11)	0-1	0-0	1-2	0-0	0	0	1	0	0	0	0	5
at Northwestern (1/15)	0-1	0-1	0-0	0-0	0	0	0	1	0	0	0	3
at Illinois (1/18)	0-1	0-0	0-0	0-1	1	0	0	1	0	0	1	8
Indiana (1/21)	1-1	0-0	0-0	0-1	1	0	2	0	0	1	0	6
Michigan (1/25)	4-4	2-2	2-2	0-1	4	12	1	0	0	0	0	11
at Iowa (1/28)	0-1	0-0	0-2	0-0	0	0	0	1	0	0	0	12
vs. Georgetown (2/1)	0-1	0-1	2-2	1-1	2	2	2	0	1	0	0	9
Penn State (2/6)	1-1	1-1	2-2	0-3	3	3	5	0	1	0	1	10
at Wisconsin (2/9)	3-5	0-1	0-0	1-1	2	1	6	1	0	1	0	23
Northwestern (2/13)	1-1	1-1	2-2	0-0	0	4	5	0	1	0	0	13
Nebraska (2/16)	0-1	0-1	0-0	0-0	1	0	0	0	0	0	0	8
at Purdue (2/20)	2-2	0-0	0-0	0-0	2	4	0	1	0	0	0	6
at Michigan (2/23)	0-0	0-0	0-0	1-1	2	2	0	0	0	0	0	2
Illinois (3/1)	0-0	0-0	0-0	0-0	2	0	0	0	0	0	0	6
Iowa (3/8)	0-0	0-0	0-0	0-0	0	1	0	0	1	1	0	6
at Ohio State (3/9)	0-1	0-0	0-0	0-0	1	0	0	1	0	1	0	11
vs. Northwestern (3/14)	0-2	0-0	0-0	0-0	0	1	0	0	1	0	0	8
vs. Wisconsin (3/15)	0-0	0-0	0-0	0-0	0	0	0	0	0	0	0	4
vs. Michigan (3/16)	1-1	0-0	0-0	1-0	1	5	2	0	2	0	0	8
vs. Delaware (3/20)	0-1	0-0	0-0	0-0	2	0	3	0	0	0	0	13
vs. Harvard (3/22)	1-3	0-1	0-0	1-0	1	1	2	0	0	0	0	4
vs. Virginia (3/28)	0-0	0-0	0-0	0-0	0	0	0	1	0	0	0	2

## 2014-15 Game-By-Game Stats

OPPONENT	FG	3FG	FT	O-D	REB	PF	PTS	AST	TO	BLK	STL	MIN
at Navy (11/14)	* 0-1	0-1	0-0	0-0	0	1	0	1	0	0	0	3
at Notre Dame (12/8)	0-2	0-1	0-0	0-0	0	1	0	0	0	0	0	5
Ark.-Pine Bluff (12/6)	1-2	0-0	0-1	0-0	0	1	2	0	2	1	2	8
Oakland (12/14)	0-2	0-2	0-2	0-3	3	2	2	4	0	0	1	17
Eastern Mich. (12/17)	0-3	0-1	3-4	0-1	1	2	3	0	0	1	1	14
Texas Southern (12/20)	1-4	1-2	0-0	0-0	0	0	3	0	1	0	0	8
The Citadel (12/22)	2-3	1-1	1-2	0-0	2	6	1	1	0	1	2	19
Maryland (12/30)	1-1	0-0	0-1	0-1	3	2	1	0	0	1	0	22
Indiana (1/5)	0-0	0-0	1-2	0-1	1	2	1	1	1	1	1	7
at Iowa (1/8)	0-0	0-0	0-0	0-0	0	0	0	0	0	0	0	3
Northwestern (1/11)	0-0	0-0	0-0	0-0	0	0	0	0	0	0	0	3
at Maryland (1/17)	0-3	0-2	2-3	0-0	0	2	2	0	0	0	0	9
Penn State (1/21)	0-2	0-1	0-0	0-0	0	0	0	0	1	0	0	5
at Nebraska (1/24)	0-0	0-0	0-0	0-1	1	0	0	0	0	0	0	1
at Rutgers (1/29)	0-1	0-0	0-0	0-1	1	0	0	0	0	0	0	3
Illinois (2/7)	1-4	1-3	0-0	0-1	1	0	3	1	1	0	0	18
at Northwestern (2/10)	0-2	0-1	2-4	0-0	1	2	1	0	0	0	0	14
Ohio State (2/14)	0-0	0-0	0-0	0-0	0	0	0	0	1	0	0	2
at Michigan (2/17)	0-0	0-0	0-0	0-1	1	1	0	1	0	0	0	1
at Illinois (2/22)	0-1	0-1	0-0	0-2	2	1	0	0	1	0	0	9
Minnesota (2/26)	3-3	1-1	0-0	0-0	1	7	0	1	0	0	0	5
at Wisconsin (3/1)	1-2	0-0	0-1	0-0	0	1	2	1	1	0	1	10
Purdue (3/4)	0-0	0-0	0-0	0-0	0	0	0	0	0	0	0	7
at Indiana (3/7)	6-9	2-4	2-5	1-2	3	4	16	1	1	0	0	21
vs. Ohio State (3/13)	1-1	0-0	0-0	0-1	1	1	2	1	1	2	1	8
vs. Maryland (3/14)	0-1	0-1	0-0	0-0	0	1	0	1	0	0	0	8
vs. Wisconsin (3/15)	0-0	0-0	0-0	0-0	1	0	0	0	1	0	0	4
vs. Georgia (3/20)	0-0	0-0	0-2	0-1	1	1	0	1	0	0	0	1
vs. Virginia (3/22)	0-2	0-0	1-4	1-0	2	1	0	0	0	0	1	11
vs. Oklahoma (3/27)	0-1	0-1	0-0	2-1	3	0	0	1	0	0	0	4
vs. Louisville (3/29)	0-1	0-1	1-2	0-1	1	0	1	1	0	0	0	8
vs. Duke (4/4)	0-2	0-1	0-0	0-0	0	0	0	0	1	0	0	11



# BRYN FORBES

5



SENIOR • GUARD • 6-3 • 190



## 5 BRYN FORBES

\\ SENIOR • GUARD • 6-3 • 190 • LANSING, MICH./SEXTON

## CAREER STATS

Year	GP/GS	Min/Avg	FG-FGA	FG%	3FG-FGA	3FG%	FT-FTA	FT%	OFF-DEF	REB	AVG	PF/D	A	TO	BL	ST	PTS	AVG
12-13	32/18	905/28.3	136-314	.433	61-157	.389	74-92	.804	24-87	111	3.5	57/0	38	53	1	25	407	12.7
13-14	32/32	1102/34.4	154-355	.434	81-191	.424	109-132	.826	23-76	99	3.1	50/1	54	50	1	25	498	15.6
14-15	39/24	1022/26.2	110-246	.447	70-164	.427	42-52	.808	8-48	56	1.4	61/0	38	31	5	23	332	8.5
<b>Totals</b>	<b>103/74</b>	<b>3029/29.4</b>	<b>400-915</b>	<b>.437</b>	<b>212-512</b>	<b>.414</b>	<b>225-276</b>	<b>.815</b>	<b>55-211</b>	<b>266</b>	<b>2.6</b>	<b>168/1</b>	<b>130</b>	<b>133</b>	<b>7</b>	<b>73</b>	<b>1237</b>	<b>12.0</b>

## THE WORD

Outstanding long-range shooter who enters the season having made a 3-pointer in 92 of 103 career games • Multi-dimensional offensive threat who can beat his man off the dribble or with his pure shooting stroke • Increased his strength and defensive skills in the offseason • Tom Izzo called Forbes his "MVP of the summer."

## 2014-15

Appeared in 39 games, starting 24, averaging 8.5 points, 1.4 rebounds and 1.0 assists in 26.2 minutes • Joined the Spartans after transferring from Cleveland State where he spent his first two seasons • Received a waiver from the NCAA and was immediately eligible to play for the Spartans • Ranked fourth in the Big Ten in 3-point field-goal percentage overall (.427) and eighth in Big Ten games (.405) • Ranked 12th in the Big Ten in 3-point field goals made overall (1.8) • Scored in double figures in 14 games, including a season-high 21 points at Wisconsin (3/1) • Led MSU in scoring in three games against Eastern Michigan (12/17; 14 points), Rutgers (1/29; 18 points) and Wisconsin (3/1; 21 points) • Made a 3-pointer in 33 of 39 games • Made two or more 3-pointers in 19 games, including five games with four or more 3-pointers, highlighted by a perfect 5-of-5 effort from behind the arc at Wisconsin (3/1) • Shot a perfect 7-of-7 from the field, including 4-of-4 from 3-point range en route to 18 points at Notre Dame (12/3) • Ranked fourth on the team with 23 steals, highlighted by three steals at Nebraska (1/24) • Shot .808 (42-52) from the foul line, ranking second on the team • Shot .450 (9-20) from 3-point range during MSU's NCAA Tournament run to the Final Four • Scored 14 points in two NCAA Tournament games against Georgia (3/20) in the second round and Louisville (3/29) in the Elite Eight • Scored the first five points of overtime in MSU's Elite Eight overtime victory, knocking down a 3-pointer on the first possession of the extra stanza • Dished out a career-best four assists against Arkansas-Pine Bluff (12/6).

## 2013-14 (AT CLEVELAND STATE)

Started all 32 games in which he played, averaging 15.6 points, 3.1 rebounds and 1.7 assists in 34.4 minutes • Earned second-team NABC All-District 12 honors • Second-Team All-Horizon League honoree • His 15.6 points

per game average led Cleveland State and ranked sixth in the Horizon League • Ranked second in the league in 3-point field goals made (2.5 pg), trailing only Oakland's Travis Bader, the NCAA's all-time leading 3-point shooter • Also ranked fourth in the Horizon League in 3-point field-goal percentage (.424), fifth in free-throw percentage (.826) and fourth in minutes played (34.4 mpg) • Established a Cleveland State single-season school record with 81 made 3-pointers, making at least one 3-pointer in every contest • Scored in double-figures in 26 of 32 games, including 10 contests with 20 points or more • Made his first 28 free throws of the season before missing • Scored a season-high 27 points against both Notre Dame (Ohio) (12/18), matching the CSU single-game mark with five made 3-pointers, and Detroit (1/31), adding a season-high seven rebounds against the Titans • Tallied 22 points and five rebounds at Kentucky (11/25), making 11-of-11 attempts from the foul line • Recorded 25 points and a career-high tying four steals at Eastern Illinois (1/28) • Also notched four steals against Youngstown State (1/13).





## 2012-13 (AT CLEVELAND STATE)

Appeared in 32 games, starting 18, averaging 12.7 points, 3.5 rebounds and 1.2 assists in 28.3 minutes • Led the team in scoring among players who played in more than six games • Voted the 2012-13 Horizon League Newcomer of the Year and earned a spot on the Horizon League All-Newcomer Team • Named to the CollegeInsider.com Mid-Major Freshman All-America Team • Two-time Horizon League Newcomer of the Week (Dec. 3 and Jan. 14) • Ranked 11th in Horizon League in scoring and eighth in 3-pointers per game (2.0) • In conference games, ranked seventh in scoring (14.9 ppg) and second in free-throw percentage (.908) • Scored in double figures in 24 contests, including four games of more than 20 points • Scored a season-high 24 points against both Valparaiso (2/9), connecting on 8-of-10 shots, including 4-of-4 from 3-point range, and Milwaukee (2/17), making 9-of-12 shots, including 4-of-7 from behind the arc • Also scored 22 points against Loyola (1/23) and 21 against Detroit (1/12), adding a season-high eight rebounds against the Titans and matching the CSU single-game record with five 3-pointers • Also collected eight rebounds at UIC (2/2) • Dished out a season-high five assists against Notre Dame (Ohio) (12/19).



## HIGH SCHOOL

Averaged 19.0 points, 5.0 rebounds and 3.0 assists as a senior, playing for Coach Carlton Valentine at Lansing Sexton High School • Teamed with Denzel Valentine to win back-to-back Class B State Championships in 2011 and 2012 • 2012 Lansing State Journal Dream Team member • 2012 Class B All-State selection for the Detroit Free Press and The Detroit News • Connected on 60 3-pointers as a senior • Scored 19 points in the 2012 Class B title game vs. Stevensville Lakeshore, adding seven assists, following a 19-point effort in the semifinals against Detroit Country Day • Averaged 13.6 points as a junior, helping Sexton to a 26-2 record and a state championship • Scored 29 points in the 2011 Class B semifinals against Detroit Country Day • Advanced to the 2010 state title game with Sexton as a sophomore.

## PERSONAL

Born July 23, 1993 • Son of Brandon and Sue Forbes • Communication major.



## 5 BRYN FORBES



## 2012-13 Game-By-Game Stats (At Cleveland St.)

OPPONENT	FG	3FG	FT	O-D	REB	PF	PTS	AST	BLK	STL	MIN
Grambling (11/9)	4-11	2-5	4-4	1-3	4	2	14	3	1	0	22
Bowling Green (11/12)	0-3	0-2	0-0	0-0	0	0	0	0	1	0	9
at Michigan (11/13)	2-11	1-7	0-0	0-3	3	1	5	1	0	0	25
Old Dominion (11/17)	1-3	1-2	0-0	0-2	2	2	3	0	0	0	9
Ala.-Huntsville (11/19)	3-3	2-2	0-1	1-2	3	0	8	0	1	0	17
at Robert Morris (11/20)	2-6	0-2	2-2	1-0	1	0	6	0	1	0	14
at Ball State (11/28)	6-11	4-8	2-2	2-2	4	3	18	0	2	0	24
Toledo (12/1)	6-11	2-5	2-2	0-0	0	1	16	1	4	0	32
at NC State (12/8)	2-10	1-6	1-2	1-2	3	1	6	1	1	0	19
at St. Bonaventure (12/15) *	4-10	0-2	4-7	2-2	4	2	12	1	3	0	33
Notre Dame (OH) (12/19)	4-6	2-4	2-4	0-3	3	3	12	5	3	0	24
at Akron (12/23)	3-9	2-5	5-6	0-2	2	1	13	1	2	0	28
Rio Grande (12/28)	4-11	1-6	2-5	3-0	3	0	11	4	2	0	25
Kent State (1/2)	3-7	2-4	4-4	1-0	1	2	12	0	1	0	18
at Valparaiso (1/4)	3-9	0-5	6-6	0-1	1	0	12	0	1	0	27
UIC (1/7)	* 5-9	1-4	3-4	1-3	4	2	14	0	0	0	29
at Wright State (1/9)	* 6-9	3-5	0-0	1-4	5	2	15	1	1	0	32
Detroit (1/12)	* 6-12	5-7	4-5	0-8	8	3	21	1	3	0	26
at Milwaukee (1/17)	* 6-14	4-10	0-0	1-5	6	3	16	1	1	0	39
at Green Bay (1/19)	* 3-13	2-9	4-4	0-1	1	4	12	2	3	0	48
Loyola (1/23)	* 7-13	3-4	5-5	2-3	5	3	22	0	0	0	38
at Youngstown St. (1/26)	* 7-13	3-6	2-2	1-6	7	3	19	3	2	0	37
at UIC (2/2)	* 4-10	2-7	0-0	0-8	8	2	10	1	3	0	39
Youngstown St. (2/5)	* 1-9	1-5	1-2	0-4	4	4	4	1	2	0	26
Valparaiso (2/9)	* 8-10	4-4	4-4	1-4	5	0	24	2	4	1	39
at Detroit (2/12)	* 5-11	1-7	3-3	0-0	2	0	14	0	0	0	32
Green Bay (2/15)	* 3-8	3-4	2-2	0-2	2	3	11	1	1	0	18
Milwaukee (2/17)	* 9-12	4-7	2-3	0-2	2	2	24	2	1	0	27
Wright State (2/20)	* 2-12	1-4	1-1	1-6	7	1	6	4	2	0	35
at Western Ill. (2/23)	* 6-8	2-2	2-3	1-3	4	2	16	1	3	0	35
at Loyola (3/2)	* 6-14	2-4	1-1	2-4	6	0	15	1	2	0	35
at UIC (3/5)	* 5-16	0-3	6-8	1-2	3	2	16	0	2	0	34

## 2013-14 Game-By-Game Stats (At Cleveland St.)

OPPONENT	FG	3FG	FT	O-D	REB	PF	PTS	AST	BLK	STL	MIN
Iona (11/9)	* 8-14	4-4	2-2	2-4	6	0	22	2	1	0	35
at San Francisco (11/13) *	* 3-7	2-5	4-4	0-2	2	2	12	1	3	0	25
at TX-Arlington (11/15)	* 6-14	4-10	8-8	2-3	5	0	24	1	0	0	39
at Eastern Mich. (11/16)	* 7-13	2-6	6-6	2-0	2	5	22	0	1	0	23
Robert Morris (11/23)	* 4-12	2-5	8-9	0-1	1	2	18	1	2	0	40
at Kentucky (11/25)	* 4-14	3-7	11-11	1-4	5	3	22	1	2	0	40
Ball State (11/30)	* 5-6	3-4	2-2	0-1	1	2	15	3	0	0	26
at Drexel (12/4)	* 9-16	3-6	2-3	1-1	2	4	23	1	3	0	46
Akron (12/7)	* 3-7	1-3	2-6	0-3	3	1	9	1	0	0	27
Western Carolina (12/16) *	* 3-7	2-5	3-4	0-3	3	0	11	2	3	0	23
Notre Dame (OH) (12/18) *	* 10-16	5-10	2-2	2-3	5	0	27	4	2	0	35
at Toledo (12/21)	* 3-12	3-8	2-2	0-3	3	2	11	2	3	0	29
LaRoche (12/23)	* 5-11	2-5	4-4	3-3	6	1	16	3	1	1	28
at Kent State (12/28)	* 4-10	3-6	3-4	0-4	4	1	14	5	2	0	31
at Green Bay (1/2)	* 2-10	1-7	2-2	0-0	0	2	7	3	3	0	35
at Milwaukee (1/4)	* 3-13	1-6	2-2	0-2	2	2	9	3	1	0	27
Detroit (1/8)	* 3-12	1-5	0-1	0-2	2	3	7	1	0	0	26
at Youngstown St. (1/13) *	* 6-13	3-7	2-4	0-5	5	1	17	1	1	0	40
Oakland (1/16)	* 5-13	2-4	3-3	2-3	5	2	15	1	0	0	40
Wright State (1/19)	* 4-12	3-7	3-4	1-5	6	0	14	0	2	0	40
at UIC (1/22)	* 7-15	4-5	2-5	2-2	4	3	20	3	1	0	36
Valparaiso (1/25)	* 3-9	1-5	5-5	0-2	2	3	12	0	0	0	29
at Eastern Ill. (1/28)	* 8-15	4-8	5-5	0-1	1	0	25	3	2	0	40
at Detroit (1/31)	* 7-10	4-9	10-10	3-4	7	0	27	3	4	0	40
at Oakland (2/6)	* 4-11	2-6	1-5	0-1	1	2	11	2	3	0	36
at Wright State (2/8)	* 3-8	2-6	2-3	0-1	1	0	10	2	0	0	32
UIC (2/13)	* 6-12	2-6	1-1	1-0	1	2	15	0	0	0	30
Milwaukee (2/22)	* 4-11	1-5	3-4	0-1	1	1	12	3	1	0	35
Youngstown St. (2/25)	* 3-8	3-6	6-7	0-1	1	0	15	1	1	0	40
at Valparaiso (3/1)	* 3-8	2-6	0-0	0-2	2	2	8	0	2	0	35
Wright State (3/8)	* 2-4	2-3	2-2	0-1	1	2	8	0	4	0	26
Ohio (3/19)	* 7-12	4-9	2-2	1-8	9	2	20	1	2	0	40

## 2014-15 Game-By-Game Stats

OPPONENT	FG	3FG	FT	O-D	REB	PF	PTS	AST	BLK	STL	MIN
at Navy (11/14)	1-8	1-6	2-2	0-0	0	0	5	0	1	0	17
vs. Duke (11/18)	* 3-9	3-8	0-0	0-2	2	2	9	0	0	0	30
Loyola (11/21)	* 3-5	2-3	0-0	0-1	1	0	8	2	1	0	17
Santa Clara (11/24)	* 3-8	3-7	1-2	1-3	4	2	10	2	2	0	31
vs. Rider (11/27)	* 5-10	2-5	3-3	0-1	1	1	15	2	1	0	28
vs. Marquette (11/28)	* 3-4	2-3	1-1	0-0	0	2	9	0	1	0	18
vs. Kansas (11/30)	* 2-3	1-2	2-2	0-2	2	1	7	1	0	0	36
at Notre Dame (12/3)	* 7-7	4-4	0-0	0-1	1	3	18	2	1	0	37
Ark.-Pine Bluff (12/6)	* 4-7	4-7	0-0	0-2	2	3	12	4	1	0	27
Oakland (12/14)	* 5-6	2-2	0-0	0-2	2	0	12	1	1	0	26
Eastern Mich. (12/17)	* 4-7	3-6	3-4	1-2	3	2	14	0	0	0	32
Texas Southern (12/20)	* 1-9	1-9	3-4	1-0	1	1	6	1	0	0	36
The Citadel (12/22)	* 2-4	1-2	2-2	0-0	1	1	7	2	0	0	19
Maryland (12/30)	* 3-8	2-5	1-2	0-0	0	3	9	2	3	0	40
Indiana (1/5)	* 3-6	2-4	1-2	0-0	2	9	9	1	2	0	27
at Iowa (1/8)	* 2-3	1-1	3-3	0-0	0	2	8	0	1	0	22
at Northwestern (1/11)	* 4-5	2-3	1-1	0-4	4	2	11	2	1	0	36
at Maryland (1/17)	2-6	1-3	0-0	0-0	1	5	0	0	1	0	22
Penn State (1/21)	3-7	3-6	0-0	0-1	1	1	9	1	2	0	28
at Nebraska (1/24)	1-4	0-1	2-2	0-0	0	3	4	1	1	0	26
at Rutgers (1/29)	* 7-10	4-6	0-0	1-3	4	2	18	1	4	1	31
Michigan (2/1)	* 3-8	3-7	1-2	0-3	3	0	10	1	0	0	26
Illinois (2/7)	* 2-7	1-3	3-4	0-0	0	2	8	1	0	0	26
at Northwestern (2/10)	* 4-9	3-8	0-0	1-0	1	1	11	1	1	0	25
Ohio State (2/14)	* 0-4	0-1	0-0	1-2	3	2	0	1	1	0	21
at Michigan (2/17)	* 3-10	1-7	0-0	0-0	0	1	7	0	1	0	23
at Illinois (2/22)	* 2-3	1-2	0-0	0-1	1	2	5	0	1	0	16
Minnesota (2/26)	* 1-5	1-3	1-2	2-0	2	3	4	0	0	0	13
at Wisconsin (3/1)	1-9	5-5	0-0	0-2	2	3	21	1	0	0	23
Purdue (3/4)	1-6	0-3	3-4	0-2	2	0	5	0	1	0	24
at Indiana (3/7)	2-10	0-6	0-0	0-2	2	0	4	1	0	0	28
vs. Ohio State (3/13)	0-4	0-1	1-2	0-2	2	2	1	0	0	0	11
vs. Maryland (3/14)	1-2	1-2	0-0	0-1	1	0	3	0	0	0	16
vs. Wisconsin (3/15)	3-5	1-3	3-3	0-0	0	1	10	3	0	0	21
vs. Georgia (3/20)	5-8	3-6	1-1	0-1	1	2	14	1	1	0	23
vs. Virginia (3/22)	2-3	1-1	2-2	0-3	3	1	7	0	2	0	27
vs. Oklahoma (3/27)	1-6	1-4	0-0	0-2	2	1	3	1	0	0	31
vs. Louisville (3/29)	4-7	4-6	2-2	0-1	1	3	14	2	0	0	33
vs. Duke (4/4)	0-4	0-3	0-0	0-1	1	3	0	0	0	0	19

# CONNER GEORGE

# 13



FRESHMAN • GUARD • 6-3 • 190



## 13 CONNER GEORGE

\\ FRESHMAN • GUARD • 6-3 • 190 • OKEMOS, MICH./OKEMOS



## THE WORD

Joins the Spartans as a walk-on for the 2015-16 season • Excellent long-range shooter.

## HIGH SCHOOL

2015 Lansing State Journal Dream Team honoree • Averaged 23 points and 10.6 rebounds as a senior, shooting 48 percent from the field and 83 percent from the foul line, playing for Coach Jeff Wonch • Made 38 3-pointers on the season • 2015 Class A All-State honoree as selected by the Basketball Coaches Association of Michigan • 2015 Associated Press Honorable Mention Class A All-State • Chose to walk-on at Michigan State over numerous Division II and III opportunities • Earned 2014 all-league honorable mention accolades while leading Okemos to the Class A district finals.

## PERSONAL

Born Feb. 18, 1997 • Son of Jerry and Cathy George; Cathy is head coach of the Michigan State volleyball team • Communication major.



# KENNY GOINS

# 25



R-FRESHMAN • FORWARD • 6-6 • 225



## 25 KENNY GOINS

\\ R-FRESHMAN • FORWARD • 6-6 • 225 • TROY, MICH./WARREN MOTT

## THE WORD

Joined the Spartans as a walk-on prior to the 2014-15 season despite scholarship offers from other Division I schools • On scholarship for the 2015-16 season • Combines great physical frame with good athleticism • Aggressive rebounder • Runs the floor very well.

## 2014-15


Redshirted.

## HIGH SCHOOL

Averaged 21.1 points, 14.8 rebounds and 4.8 blocks as a senior for Warren Mott, playing for Coach Jeff Olind • 2014 Class A All-State selection by both The Detroit News and Detroit Free Press • 2014 Associated Press All-State selection • Led Mott to a 23-3 record and reached the Class A quarterfinals for the first time in school history • 2014 Macomb County Player of the Year • Recorded two triple-doubles as a senior, and posted a double-double in every contest • Excelled as a tight end in football • Honor roll student who also considered Ivy League member Dartmouth • Four-year student class president.

## PERSONAL

Born Sept. 11, 1996 • Son of Ken and Laura Goins • Marketing major • Grew up as a big Michigan State fan and attended the 2014 Rose Bowl in Pasadena, California, where MSU defeated Stanford.





# ERON HARRIS

14



R-JUNIOR • GUARD • 6-3 • 185



## 14 ERON HARRIS

## \\ R-JUNIOR • GUARD • 6-3 • 185 • INDIANAPOLIS, IND./LAWRENCE NORTH

## CAREER STATS

Year	GP/GS	Min/Avg	FG-FGA	FG%	3FG-FGA	3FG%	FT-FTA	FT%	OFF-DEF	REB	AVG	PF/D	A	TO	BL	ST	PTS	AVG
12-13	31/17	683/22.0	95-227	.419	44-125	.352	71-92	.772	15-55	70	2.3	48/1	30	46	3	24	305	9.8
13-14	33/32	1035/31.4	183-418	.438	89-211	.422	113-132	.856	27-87	114	3.5	78/4	52	68	7	24	568	17.2
<b>Totals</b>	<b>64/49</b>	<b>1718/26.8</b>	<b>278-645</b>	<b>.431</b>	<b>133-336</b>	<b>.396</b>	<b>184-224</b>	<b>.821</b>	<b>42-142</b>	<b>184</b>	<b>2.9</b>	<b>126/5</b>	<b>82</b>	<b>114</b>	<b>10</b>	<b>48</b>	<b>873</b>	<b>13.6</b>

## THE WORD

Dynamic outside shooter with elite range • Terrific scorer always looking to be in attack mode • Elite-level athlete with the potential to be a lockdown defender.

## 2014-15

Sat out the 2014-15 season under NCAA transfer rules.

## 2013-14 (AT WEST VIRGINIA)

Appeared in 33 games, starting 32, averaging 17.2 points, 3.5 rebounds, and 1.6 assists in 31.4 minutes per contest • Ranked second on the team and fourth in the Big 12 in scoring • Ranked third in the conference in 3-point field-goal percentage (.422) and free-throw percentage (.856), and fourth in 3-point field goals made (2.7 pg) • Honorable mention All-Big 12 honoree • Earned USBWA all-district accolades • Scored in double-figures in 29 of 33 contests, including 11 games of 20 or more points and two games of more than 30 points • Scored a career-high 33 points against Duquesne (11/17) • Scored 32 points against Baylor (2/22) • Hit a career-best seven 3-pointers en route to 27 points against Wisconsin (11/27) • Scored 28 points against both Oklahoma (2/5) and in an upset win over No. 8 Kansas (3/8) • Grabbed a season-high seven boards against Loyola (12/2) • Second on the team in assists • Recorded two or more steals in eight games, including a season-high three at Iowa State (2/26) • Made three or more 3-pointers in 16 games, including seven games with five or more • Named to the Cancun Challenge All-Tournament Team, averaging 20.0 points in four contests.

## 2012-13 (AT WEST VIRGINIA)

Appeared in 31 games, starting the final 17 contests of the season, averaging a team-best 9.8 points, 2.3 rebounds, and 1.0 assists in 22.0 minutes per contest • Scored in double figures in 17 games, including 13 of the 17 games in which he started • Averaged 13.5 points and 28.6 minutes in starting the final 17 games of the season • All-Big 12 honorable mention • Became the first freshman (second all-time) to lead West Virginia in scoring as a freshman since 1972-73 • Scored a season-high 25 points against Baylor (2/27) • Scored 23 points at Oklahoma (3/6) • Led WVU with 44 made 3-point field goals • Connected on five 3-pointers against both Oklahoma State (1/26) and Oklahoma (3/6).

## HIGH SCHOOL

Attended Lawrence North High School in Indianapolis, alma mater of former Spartan Chris Hill, playing for Coach Jack Keefer • Averaged 14 points as a senior captain in 2011-12 • MVP of the 2012 Eric Gordon Super Shootout All-Star Game • Selected to the 2012 Metropolitan Interscholastic Conference team • Helped lead Lawrence North to the Class 4A Section 10 semifinals in 2011, averaging 13 points as a ju-

nior, including 22 over the second half of the season • Also averaged five rebounds and four assists as a junior, earning Metropolitan Interscholastic Conference honors.

## PERSONAL

Born Nov. 26, 1993 • Son of Eric Harris Sr. and Marveda Saunders • Sociology major.

## 2012-13 Game-By-Game Stats (At West Virginia)

OPPONENT	FG	3FG	FT	D-REB	PF	PTS	AST	TO	BLK	STL	MIN
at Gonzaga (11/12)	0-1	0-1	0-0	0-2	2	0	0	1	0	1	7
vs. Marist (11/22)	7-8	0-0	1-1	0-1	1	0	15	1	0	0	14
vs. Oklahoma (11/25)	0-2	0-1	0-0	1-0	1	1	0	0	0	0	3
VMI (11/28)	4-9	1-3	1-2	1-3	4	3	10	1	1	1	16
vs. Marshall (12/5)	0-1	0-0	0-0	0-0	0	0	0	0	0	0	1
Virginia Tech (12/8)	3-5	2-3	2-2	0-5	5	2	10	2	0	0	17
at Duquesne (12/11)	0-1	0-1	0-0	0-0	1	0	0	0	0	0	1
vs. Michigan (12/15)	3-3	2-2	2-2	1-1	2	2	10	0	0	2	21
Oakland (12/19)	2-6	2-6	0-0	0-3	3	2	6	0	3	0	28
Radford (12/22)	1-4	1-2	4-4	0-0	0	0	7	0	1	0	10
Eastern Kentucky (12/30)	1-2	1-2	0-0	0-0	1	3	2	3	0	0	8
Oklahoma (1/5)	1-6	1-6	1-2	0-0	0	0	4	0	1	0	15
at Texas (1/9)	1-8	1-3	0-0	0-0	1	3	0	2	0	0	21
Kansas State (1/12)	2-3	1-2	3-4	0-3	3	1	8	3	1	0	25
at Iowa State (1/16)	* 6-10	4-7	1-2	2-3	5	4	17	2	0	1	29
at Purdue (1/19)	* 2-10	0-4	6-6	3-2	5	3	10	1	0	0	24
TCU (1/23)	* 5-6	2-3	7-10	0-3	3	1	19	2	2	0	17
at Oklahoma State (1/26)	* 6-10	5-8	0-0	1-1	4	17	0	3	0	1	30
Kansas (1/28)	* 0-5	0-4	2-2	0-2	2	1	2	1	0	0	25
at Texas Tech (2/2)	* 5-12	3-9	5-6	0-1	1	0	18	2	3	0	36
Texas (2/4)	* 3-10	2-8	5-6	0-2	2	3	13	0	2	0	25
at TCU (2/9)	* 5-10	2-5	2-4	0-0	4	2	14	1	3	1	28
at Baylor (2/13)	* 6-9	3-5	4-7	0-1	1	19	0	1	0	2	28
Texas Tech (2/16)	* 5-10	2-6	3-4	0-1	1	15	2	3	0	2	31
at Kansas State (2/18)	* 0-2	0-1	0-0	0-0	0	5	0	1	0	0	8
Oklahoma State (2/19)	* 1-7	1-6	3-4	2-0	2	2	6	0	3	0	24
Baylor (2/27)	* 7-14	1-4	10-13	0-3	3	2	25	1	2	1	33
at Kansas (3/2)	* 4-17	0-5	3-4	1-5	5	0	11	1	0	0	35
at Oklahoma (3/6)	* 8-17	5-10	2-2	0-2	4	22	1	3	0	1	34
Iowa State (3/9)	* 4-11	1-6	2-2	1-4	3	2	11	5	1	0	30
vs. Texas Tech (3/13)	* 3-8	1-4	2-2	0-3	3	2	9	2	3	0	28

## 2013-14 Game-By-Game Stats (At West Virginia)

OPPONENT	FG	3FG	FT	D-REB	PF	PTS	AST	TO	BLK	STL	MIN
Mount St. Mary's (11/8)	* 6-12	3-8	4-4	0-4	4	1	19	3	1	0	29
vs. Virginia Tech (11/12)	* 4-17	1-3	7-9	2-4	6	2	16	3	0	0	28
Duquesne (11/17)	* 12-19	6-8	3-7	1-5	6	3	33	1	1	0	35
Ga. Southern (11/21)	* 6-11	1-4	2-2	0-5	5	1	15	3	4	0	20
Presbyterian (11/23)	* 7-15	3-6	2-2	0-3	3	0	19	2	0	1	28
vs. Old Dominion (11/26)	* 7-10	3-5	4-0	0-0	1	19	0	3	1	0	30
vs. Wisconsin (11/27)	* 8-19	7-11	4-4	0-2	1	27	0	3	0	1	38
Loyola (12/2)	* 13-25	4-6	3-4	7	14	4	4	0	0	0	28
at Missouri (12/5)	* 3-6	0-1	2-2	2-2	4	4	8	1	1	0	19
Gonzaga (12/10)	* 8-15	5-9	2-3	1-3	4	0	23	3	1	0	38
vs. Marshall (12/14)	* 3-9	1-6	4-6	0-3	3	3	11	0	3	0	30
Purdue (12/22)	* 9-18	2-7	4-5	0-2	3	3	24	2	1	0	39
vs. William & Mary (12/29)	* 4-9	0-3	2-2	2-2	4	4	10	1	3	0	24
at TCU (1/4)	* 8-15	4-5	2-2	1-3	4	2	22	1	3	0	33
at Texas Tech (1/6)	* 7-15	3-11	1-1	0-0	0	2	12	0	3	0	34
Oklahoma State (1/11)	* 3-11	1-6	4-4	1-3	4	2	11	0	3	0	28
Texas (1/13)	* 3-11	0-7	0-0	1-3	4	5	6	2	1	0	26
at Kansas State (1/18)	* 5-12	4-8	7-8	1-2	3	2	21	0	1	0	23
Texas Tech (1/22)	* 5-10	3-5	2-2	1-2	3	4	15	1	1	0	29
at Oklahoma St. (1/25)	* 6-10	6-7	3-3	3-3	6	5	21	2	2	0	21
at Baylor (1/28)	* 4-14	2-9	2-2	0-3	3	3	12	1	0	0	130
Kansas State (2/1)	* 3-10	1-3	4-4	0-3	3	1	11	2	3	0	34
Oklahoma (2/5)	* 10-18	6-13	2-2	1-3	3	3	28	2	2	0	31
at Kansas (2/8)	* 3-10	3-9	8-8	0-6	6	1	17	3	4	1	39
Iowa State (2/10)	* 6-12	2-5	2-2	0-1	1	2	16	3	0	0	23
at Texas (2/15)	* 5-15	2-6	9-10	2-3	5	3	21	0	3	0	32
Baylor (2/22)	* 9-17	6-9	8-8	1-1	2	2	32	0	1	0	37
at Oklahoma State (2/26)	* 4-14	0-5	7-9	1-5	6	0	15	3	2	0	38
TCU (3/1)	* 6-13	3-7	3-4	0-3	3	2	18	4	4	0	30
at Oklahoma (3/5)	* 2-8	1-3	0-0	1-2	3	5	5	1	3	0	28
Kansas (3/8)	* 8-14	5-7	7-8	0-1	1	2	28	3	4	1	37
vs. Texas (3/13)	* 1-5	1-3	0-0	1-0	1	5	3	1	1	0	22
at Georgetown (3/18)	* 4-10	2-7	0-0	1-1	2	3	10	0	2	0	32

# MATT McQUAID

# 20



FRESHMAN • GUARD • 6-5 • 190

## 20 MATT McQUAID

\\ FRESHMAN • GUARD • 6-5 • 190 • DUNCANVILLE, TEXAS/DUNCANVILLE

## THE WORD

Long, lean true shooting guard with high basketball IQ • Possesses a quick trigger with NBA-plus range • Worked on his point guard skills in the offseason, and could see spot duty in a reserve role at the point • Dedicated gym rat who is constantly working on his game.

## HIGH SCHOOL

Averaged 17.8 points, nine rebounds and nearly three 3-pointers per game as a senior at Duncanville High School, playing for coach Corey Chism • Named MVP of District 8-6A • Participated in the 2015 American Family Insurance High School 3-Point Championship • 2015 Second-Team All-Area selection by the Dallas Morning News • Averaged 14.7 points, 5.7 rebounds and two assists and one steal as a junior, helping Duncanville advance to the regional quarterfinals • ESPN.com's Jeff Goodman called him "arguably the best pure shooter in the country" • Averaged 15.6 points and made 45.1 percent of his 3-pointers during the 2014 Nike EYBL circuit • Ranked the No. 69 player in the nation in the ESPN100, No. 71 by 24/7 Sports, No. 84 by Rivals.com and No. 87 by Scout.com • Rated the



No. 23 shooting guard in the nation by the ESPN100, No. 22 by 24/7 Sports and No. 25 by Scout.com • National Honor Society member • Selected to represent his school at the Leadership SW Conference.

## PERSONAL

Born Sept. 28, 1995 • Son of Rob and Karen McQuaid • Marketing major • Father Rob grew up in Midland, Michigan, and was a two-year letterwinner at Central Michigan (1980 & 1981) and Midwestern State (1982 & 1983).



# LOURAWLS "TUM TUM" NAIRN JR.

11



SOPHOMORE • GUARD • 5-10 • 175



## 11 LOURAWLS "TUM TUM" NAIRN JR.

\\ SOPHOMORE • GUARD • 5-10 • 175 • NASSAU, BAHAMAS/SUNRISE CHRISTIAN

## CAREER STATS

Year	GP/GS	Min./Avg	FG-FGA	FG%	3FG-FGA	3FG%	FT-FTA	FT%	OFF-DEF	REB	AVG	PF/D	A	TO	BL	ST	PTS	AVG
14-15	12/3	148/12.3	11-23	.478	1-2	.500	9-21	.429	15-20	35	2.9	16/0	12	9	3	4	32	2.7
Totals	12/3	148/12.3	11-23	.478	1-2	.500	9-21	.429	15-20	35	2.9	16/0	12	9	3	4	32	2.7



## THE WORD

Incredible leadership qualities • Lightning quick with the basketball, can make a case as one of the fastest players in the nation • Hard-nosed defender with incredible toughness and strength • Worked to improve his shooting range in the offseason • Brings energy, excitement and enthusiasm every time he takes the court • Has a great work ethic and a desire to be great.

## 2014-15

Recipient of MSU's Stephen G. Scofes Inspirational Player Award • Co-recipient of MSU's John E. Benington Best Defensive Player and Antonio Smith Glue and Guts Awards • Appeared in 39 games, starting 17, averaging 2.2 points, 1.6 rebounds and 2.4 assists in 19.4 minutes • Started the final 16 games of the season • MSU was 13-4 when he was in the starting lineup • Became the third Spartan freshman to start at point guard in the NCAA Tournament under Tom Izzo (Drew Neitzel, Kalin Lucas), and just the second in the Final Four; he is the fourth Spartan freshman all-time to start at point guard in the NCAA Tournament, as Earvin "Magic" Johnson is the only one to not play for Tom Izzo • Along with teammate Marvin Clark Jr., he set an MSU freshman record by appearing in 39 games • Tied for the team lead with seven assists against Loyola (11/21) • Dished out a season-high eight assists against Minnesota (2/26) • Recorded a team-high five assists and no turnovers in the Final Four vs. Duke (4/4) • Tallied four assists or more in nine contests • Scored a season-high eight points at Rutgers (1/29) • Grabbed a season-high five rebounds in three games against Oakland (12/14), Ohio State (2/14) and Ohio State (3/13) in the Big Ten Tournament • Recorded two steals in four games • His four assists against Navy (11/14) tied the eighth-best effort by a Spartan in his freshman debut.

## HIGH SCHOOL

Averaged 17.6 points, 5.7 assists, 2.8 rebounds and 1.7 steals as a senior, leading Sunrise Christian Academy to

a 16-3 record, playing for Coach Kyle Lindstedt • Shot 52.4 percent from the field, including 38.9 percent from 3-point range • Scored in double figures in every contest of his senior season • Posted two double-doubles, including 21 points and 11 assists against Oklahoma City and 19 points and 10 assists against Hill College • Scored a career-high 29 points vs. No. 8 LaLumiere • Named MVP of 2013 Tournament of Champions • Started every game over his final two seasons • Averaged 9.4 points and 8.0 assists per game as a junior, leading Sunrise Christian to a 29-1 mark • Also averaged 1.9 steals and 2.7 rebounds for the Buffaloes, shooting 45.1 percent from the floor and 34.5 percent from 3-point range • Ranked the No. 62 player in the nation by Rivals.com and No. 73 by ESPN.com • Averaged seven points and seven assists as a sophomore, as Sunrise Christian posted a 24-4 record.

## PERSONAL

Born Oct. 8, 1994 • Son of Lourawls Nairn Sr. and Monalisa McKinney • Moved to the United States from the Bahamas at age 13 • Nicknamed "Tum Tum" after a character in the 1992 movie "3 Ninjas" • Plans to major in urban and regional planning.

## 2014-15 Game-By-Game Stats

OPPONENT	FG	3FG	FT	O-D	REB	PF	PTS	AST	TO	BLK	STL	MIN
at Navy (11/14)	0-1	0-0	0-0	1-2	3	0	0	4	1	0	0	20
vs. Duke (11/18)	1-3	0-1	0-0	0-1	1	2	2	2	2	0	0	21
Loyola (11/21)	1-2	0-0	1-2	0-1	1	1	3	7	3	0	0	21
Santa Clara (11/24)	1-4	0-1	0-0	0-3	3	3	2	4	0	0	0	22
vs. Rider (11/27)	0-2	0-0	1-2	0-1	1	0	1	2	1	0	0	20
vs. Marquette (11/28)	1-2	0-0	0-0	0-1	2	2	3	2	2	0	2	26
vs. Kansas (11/30)	1-4	0-0	1-2	0-0	0	1	3	1	0	0	0	18
at Notre Dame (12/3)	0-0	0-0	0-0	0-2	2	1	0	3	1	0	0	14
Arkansas-Pine Bluff (12/6)	0-0	0-0	1-3	0-1	1	2	1	6	3	0	0	17
Oakland (12/14)	0-1	0-0	1-2	1-4	5	4	1	5	2	0	2	20
Eastern Michigan (12/17)	0-1	0-0	0-0	0-1	1	0	0	1	0	0	0	5
Texas Southern (12/20)	0-1	0-0	1-2	0-2	2	3	1	2	0	0	0	22
The Citadel (12/22)	0-2	0-0	1-2	2-0	2	0	1	1	1	0	0	12
Maryland (12/30)	0-4	0-0	0-0	0-1	1	5	0	0	0	0	0	9
Indiana (1/5)	* 3-5	0-0	1-2	0-0	0	2	7	2	0	0	1	26
at Iowa (1/8)	2-4	0-1	0-0	0-0	0	4	0	2	0	0	0	18
Northwestern (1/11)	1-4	0-0	0-0	0-1	1	2	2	2	0	0	0	13
at Maryland (1/17)	1-2	0-0	0-0	0-0	0	3	2	2	0	0	1	10
Penn State (1/21)	0-0	0-0	1-2	0-0	3	1	3	0	0	0	0	22
at Nebraska (1/24)	0-2	0-0	2-2	0-0	0	5	2	2	0	0	0	11
at Rutgers (1/29)	4-4	0-0	0-1	0-2	2	3	8	1	2	0	0	16
Michigan (2/1)	0-1	0-0	0-0	0-0	0	0	0	0	2	0	0	7
Illinois (2/7)	1-1	0-0	2-4	0-3	3	1	4	3	0	0	0	15
at Northwestern (2/10)	* 2-3	0-0	0-0	0-2	2	0	4	2	1	0	0	21
Ohio State (2/14)	* 3-3	1-1	0-0	1-4	5	2	7	4	2	0	0	36
at Michigan (2/17)	* 1-1	1-1	0-0	0-1	1	5	3	3	2	0	0	33
at Illinois (2/22)	* 0-3	0-1	0-0	0-4	4	2	0	2	0	0	0	34
Minnesota (2/26)	* 1-4	0-2	3-4	0-2	2	5	5	8	2	0	0	37
at Wisconsin (3/1)	* 0-3	0-0	0-0	0-0	0	1	0	0	1	0	0	13
Purdue (3/4)	* 0-3	0-0	0-0	0-2	2	1	0	0	0	0	0	20
at Indiana (3/7)	* 1-3	0-0	0-1	0-0	0	4	2	3	2	0	0	13
vs. Ohio State (3/13)	* 0-3	0-0	2-4	0-5	5	3	2	4	1	0	0	31
vs. Maryland (3/14)	* 0-1	0-1	1-2	0-0	0	4	1	0	0	0	1	22
vs. Wisconsin (3/15)	* 1-1	1-1	2-2	0-2	2	2	5	0	0	0	0	28
vs. Georgia (3/20)	* 1-3	0-0	1-3	1-2	3	2	3	3	1	0	2	19
vs. Virginia (3/22)	* 0-0	0-0	1-2	0-2	2	4	1	0	0	0	0	17
vs. Oklahoma (3/27)	* 0-1	0-0	0-0	0-0	0	1	0	1	1	0	0	11
vs. Louisville (3/29)	* 1-3	0-0	1-2	0-3	3	1	3	1	1	0	0	19
vs. Duke (4/4)	* 0-3	0-0	2-2	0-1	1	3	2	5	0	0	0	19

# GAVIN SCHILLING

34



JUNIOR • FORWARD • 6-9 • 250

## 34 GAVIN SCHILLING

\\ JUNIOR • FORWARD • 6-9 • 250 • CHICAGO, ILL./FINDLAY PREP

## CAREER STATS

Year	GP/GS	Min/Avg	FG-FGA	FG%	3FG-FGA	3FG%	FT-FTA	FT%	OFF-DEF	REB	AVG	PF/D	A	TO	BL	ST	PTS	AVG
13-14	37/1	238/6.4	21-38	.553	0-0	.000	11-21	.524	28-31	59	1.6	50/1	9	20	8	0	53	1.4
14-15	39/33	659/16.9	82-141	.582	0-0	.000	35-73	.479	66-84	150	3.8	115/4	15	33	25	7	199	5.1
<b>Totals</b>	<b>76/34</b>	<b>897/11.8</b>	<b>103-179</b>	<b>.575</b>	<b>0-0</b>	<b>.000</b>	<b>46-94</b>	<b>.489</b>	<b>94-115</b>	<b>209</b>	<b>2.8</b>	<b>165/5</b>	<b>24</b>	<b>53</b>	<b>33</b>	<b>7</b>	<b>252</b>	<b>3.3</b>

## THE WORD

Strong post player with good quickness • Terrific feet defensively • Great pick-and-roll defender • Quick jumping rebounder with developing offensive skill set - at his best around the basket • Possesses incredible toughness.

## 2014-15

Appeared in 39 games, starting 33, averaging 5.1 points and 3.8 rebounds • Shot a team-best .582 from the floor (min. 100 FGA) • Scored in double-figures in seven contests • Grabbed double-figure rebounds in two games • Recorded double-doubles against Santa Clara (11/24; 14 pts., 11 reb.) and Penn State (1/21; 11 pts., 10 reb.) • Led MSU in rebounding in four contests • Registered career highs in both scoring (14) and rebounding (11) against Santa Clara (11/24) • Scored 13 points against Northwestern (1/11), marking a personal best against a Big Ten opponent • Shot a perfect 1.000 from the field in six contests, including hitting all five shots at Michigan (2/17) • Blocked a career-best three shots against Marquette (11/28).

## 2013-14

Appeared in 37 games, including starting one, averaging 1.4 points and 1.6 rebounds in 6.4 minutes per contest • Played in every game except for the final game of the season against UConn • Started his first career game against Illinois (3/1), scoring seven points and grabbing three rebounds • Scored seven points and grabbed five rebounds in a season-high 20 minutes against North Florida (12/17) • Totaled six points and five rebounds against Mount St. Mary's (11/29) • Also grabbed five rebounds in the season opener against McNeese State (11/8) and on the road against Texas (12/21) • Shot .553 from the field, tying for the third-best percentage on the squad.

## HIGH SCHOOL

Averaged 13.9 points, 9.0 rebounds and 2.1 blocks, while shooting .625 from the field, as a senior at Findlay Prep in Henderson, Nevada • Helped lead the Pilots to a 35-1 final record, including a perfect 34-0 regular season, as Findlay Prep finished third in the MaxPreps Academy Top 10 rankings • Played for Germany in the 2012 FIBA U18 European Championship, averaging 8.8 points and 5.2 rebounds • Attended Chicago's De La Salle Institute as a junior, starting for the Meteors, and averaged 14 points and nine rebounds • Was a teammate of fellow Spartan Alvin Ellis III at De La Salle • Spent the 2010-11 season at Urspring, an elite German basketball academy • Led Urspring to U16 German High School Championship • Attended Loyola Academy in Wilmette, Illinois, as a freshman.

## PERSONAL

Born Nov. 10, 1995 • Son of Andreas Schilling and Lisa Hall-Schilling • Advertising major with a minor in French • Born in Germany and raised in France, Schilling moved

back to the United States in 2003 • Speaks three languages fluently.

## 2013-14 Game-By-Game Stats

OPPONENT	FG	3FG	FT	D-REB	PF	PTS	AST	TO	BLK	STL	MIN
McNeese State (11/8)	2-3	0-0	0-0	0-5	5	1	4	2	1	0	10
vs. Kentucky (11/12)	0-0	0-0	0-0	0-1	1	3	0	0	0	0	7
Columbia (11/15)	0-0	0-0	0-0	0-0	0	2	0	0	1	0	2
Portland (11/18)	0-0	0-0	0-0	0-0	0	0	0	0	0	0	3
vs. Virginia Tech (11/22)	1-1	0-0	0-0	1-0	1	1	2	0	0	0	4
vs. Oklahoma (11/25)	1-1	0-0	0-0	1-1	2	1	2	0	0	1	5
Mount St. Mary's (11/29)	2-3	0-0	2-2	1-4	5	0	6	2	0	0	11
North Carolina (12/4)	0-2	0-0	0-0	0-0	0	1	0	0	1	0	0
vs. Oakland (12/14)	0-0	0-0	0-0	0-0	0	1	0	0	0	0	3
North Florida (12/17)	3-4	0-0	1-6	3-2	5	3	7	0	0	0	20
at Texas (12/21)	1-2	0-0	2-2	2-3	5	3	4	1	0	0	12
New Orleans (12/28)	2-2	0-0	0-0	1-0	1	5	4	0	3	0	9
at Penn State (12/31)	0-1	0-0	0-0	1-2	3	4	0	0	0	1	5
at Indiana (1/4)	0-1	0-0	0-0	3-0	3	0	0	0	0	0	2
Ohio State (1/7)	0-1	0-0	0-0	0-0	0	0	0	0	0	0	1
Minnesota (1/11)	0-0	0-0	0-0	0-0	0	1	0	1	0	0	4
at Northwestern (1/15)	0-2	0-0	0-0	1-0	1	2	0	0	0	0	6
at Illinois (1/18)	0-1	0-0	0-0	1-1	2	1	0	0	2	0	5
Indiana (1/21)	0-0	0-0	0-0	0-0	0	1	1	0	0	1	0
Michigan (1/25)	1-1	0-0	2-2	1-2	3	1	4	1	1	2	7
at Iowa (1/28)	1-1	0-0	1-3	0-4	4	3	3	0	0	1	14
vs. Georgetown (2/1)	1-1	0-0	0-0	0-0	0	1	2	0	1	0	11
Penn State (2/6)	1-2	0-0	1-2	0-3	3	0	3	0	1	1	10
at Wisconsin (2/9)	0-0	0-0	0-0	0-0	0	2	0	0	0	0	1
Northwestern (2/13)	0-0	0-0	0-0	0-1	1	0	0	0	0	0	3
Nebraska (2/16)	0-0	0-0	0-0	1-0	1	0	0	0	0	0	0
at Purdue (2/20)	0-1	0-0	0-0	0-2	2	3	0	1	1	0	8
at Michigan (2/23)	2-2	0-0	0-0	0-0	0	1	4	0	1	0	12
Illinois (3/1)	* 3-4	0-0	1-2	2-1	3	1	7	0	1	0	15
Iowa (3/6)	0-0	0-0	0-0	0-0	0	1	0	0	1	0	2
at Ohio State (3/9)	0-0	0-0	0-0	0-1	1	0	0	0	0	0	2
vs. Northwestern (3/14)	0-0	0-0	0-0	1-1	2	0	0	1	0	0	4
vs. Wisconsin (3/15)	0-0	0-0	0-0	0-0	0	1	4	0	1	0	8
vs. Michigan (3/16)	0-0	0-0	1-2	0-4	1	1	0	2	2	0	5
vs. Delaware (3/20)	0-0	0-0	0-0	0-0	0	2	0	0	1	0	4
vs. Harvard (3/22)	0-0	0-0	0-0	0-0	0	0	0	0	0	0	3
vs. Virginia (3/28)	0-0	0-0	0-0	0-0	0	0	0	0	0	0	4

## 2014-15 Game-By-Game Stats

OPPONENT	FG	3FG	FT	D-REB	PF	PTS	AST	TO	BLK	STL	MIN
at Navy (11/14)	2-2	0-0	0-2	0-3	3	4	0	2	1	0	13
vs. Duke (11/18)	1-3	0-0	0-0	1-2	3	0	2	1	0	0	19
Loyola (11/21)	4-4	0-0	0-0	0-3	3	2	8	0	1	2	18
Santa Clara (11/24)	6-8	0-0	2-3	7-4	11	2	14	0	1	1	18
vs. Rider (11/27)	2-3	0-0	4-4	2-4	6	4	10	0	3	0	16
vs. Marquette (11/28)	2-3	0-0	1-1	0-0	0	4	5	0	0	3	9
vs. Kansas (11/30)	* 2-3	0-0	2-2	2-2	4	4	6	0	2	2	14
at Notre Dame (12/3)	* 4-7	0-0	1-4	4-2	6	3	9	2	1	1	32
Ark.-Pine Bluff (12/6)	* 3-4	0-0	1-6	0-5	5	1	7	1	1	0	19
Oakland (12/14)	* 2-4	0-0	0-3	4-2	6	2	4	0	0	0	17
Eastern Mich. (12/17)	* 2-4	0-0	1-2	0-3	3	2	5	0	1	2	16
Texas Southern (12/20)	* 4-6	0-0	1-5	2-1	3	2	9	1	2	0	23
The Citadel (12/22)	* 5-6	0-0	1-2	0-4	4	2	11	0	0	0	21
Maryland (12/30)	* 3-3	0-0	1-2	0-6	6	1	7	0	0	2	15
Indiana (1/5)	* 4-5	0-0	2-4	4-5	9	2	10	0	4	2	22
at Iowa (1/8)	* 1-3	0-0	0-0	0-0	4	2	1	0	0	0	12
Northwestern (1/11)	* 5-10	0-0	3-3	4-2	6	5	13	1	2	0	26
at Maryland (1/17)	* 1-1	0-0	0-1	1-1	2	2	2	0	1	0	15
Penn State (1/21)	* 4-9	0-0	3-4	6-4	10	2	11	1	1	1	21
at Nebraska (1/24)	* 2-3	0-0	1-2	1-1	2	4	5	0	2	0	14
at Rutgers (1/29)	* 0-1	0-0	1-2	1-3	2	0	1	0	1	1	14
Michigan (2/1)	* 1-5	0-0	2-2	1-2	3	5	4	1	0	0	20
Illinois (2/7)	* 1-2	0-0	0-2	2-2	4	1	2	1	0	0	16
at Northwestern (2/10)	* 0-3	0-0	0-0	2-1	4	4	0	1	0	0	20
Ohio State (2/14)	* 0-1	0-0	0-0	0-1	1	2	0	1	1	2	19
at Michigan (2/17)	* 5-5	0-0	0-1	1-1	2	5	10	0	0	1	15
at Illinois (2/22)	* 0-0	0-0	0-1	0-2	2	3	0	0	0	0	13
Minnesota (2/26)	* 2-3	0-0	0-0	2-2	4	4	4	1	0	0	15
at Wisconsin (3/1)	* 0-3	0-0	0-0	1-5	6	4	0	0	1	0	13
Purdue (3/4)	* 0-0	0-0	0-0	2-1	3	4	8	0	0	0	8
at Indiana (3/7)	* 2-4	0-0	0-1	1-4	5	3	4	0	0	0	17
vs. Ohio State (3/13)	* 2-3	0-0	0-0	1-0	1	3	4	0	0	0	11
vs. Maryland (3/14)	* 1-6	0-0	2-4	4-1	5	3	4	1	2	1	17
vs. Wisconsin (3/15)	* 2-5	0-0	0-0	2-2	4	2	4	0	1	0	19
vs. Georgia (3/20)	* 0-0	0-0	0-0	0-0	0	3	0	0	0	0	4
vs. Virginia (3/22)	* 1-2	0-0	2-4	0-2	2	3	4	0	0	2	17
vs. Oklahoma (3/27)	* 4-5	0-0	0-2	2-0	2	4	8	0	0	0	20
vs. Louisville (3/29)	* 1-2	0-0	4-4	2-1	3	5	6	1	1	1	19
vs. Duke (4/4)	* 0-0	0-0	0-0	2-0	2	4	0	0	0	0	12



# DENZEL VALENTINE

# 45



SENIOR • GUARD • 6-5 • 220



## 45 DENZEL VALENTINE

\\ SENIOR • GUARD • 6-5 • 220 • LANSING, MICH./SEXTON

## CAREER STATS

Year	GP/GS	Min./Avg	FG-FGA	FG%	3FG-FGA	3FG%	FT-FTA	FT%	OFF-DEF	REB	AVG	PF/D	A	TO	BL	ST	PTS	AVG
12-13	36/15	749/20.8	69-155	.445	16-57	.281	26-39	.667	39-110	149	4.1	68/1	87	71	12	28	180	5.0
13-14	38/33	1116/29.4	108-265	.408	43-114	.377	44-65	.677	47-181	228	6.0	98/2	144	69	12	37	303	8.0
14-15	39/39	1295/33.2	197-445	.443	102-245	.416	71-86	.826	46-199	245	6.3	85/3	167	92	9	35	567	14.5
<b>Totals</b>	<b>113/87</b>	<b>3160/28.0</b>	<b>374-865</b>	<b>.432</b>	<b>161-416</b>	<b>.387</b>	<b>141-190</b>	<b>.742</b>	<b>132-490</b>	<b>622</b>	<b>5.5</b>	<b>251/6</b>	<b>398</b>	<b>232</b>	<b>33</b>	<b>100</b>	<b>1050</b>	<b>9.3</b>

## THE WORD

Seven career double-doubles • Ranks tied for seventh in MSU history with 161 made 3-pointers • Strong candidate for Big Ten Player of the Year and All-America honors • Tremendous leadership skills • Among the most versatile players in college basketball, he was the only player to rank in the Top 15 in the Big Ten in scoring, rebounding and assists in 2014-15 • Possesses a high basketball IQ and excellent passing skills that allow him to be a play-maker in the open court, as well as the half court • One of the better rebounding guards to ever play for Tom Izzo • Has constantly improved as a shooter, becoming one of the best in the Big Ten • Strong defender • Second-generation Spartan that embraces the Michigan State tradition.

## 2014-15

Co-Team MVP (Media Vote) • Third Team All-Big Ten • Tri-Captain • USBWA All-District V • MSU Most Improved Player • Co-recipient of MSU's Antonio Smith Glue and Guts Award • NCAA East Regional All-Tournament Team • Only player in the Big Ten to rank in the Top 15 in scoring (12th, 14.5 ppg), rebounding (11th, 6.3 rpg) and assists (7th, 4.3 apg) • Also ranked in the Top 15 in conference games in scoring (12th, 14.6 ppg), rebounding (7th, 6.6 rpg) and assists (7th, 4.1 apg) • Ranked second on the team in scoring, rebounding and assists • Only Spartan to start all 39 games • Became the 48th player in MSU history to score 1,000 career points during his 18-point effort against Oklahoma (3/27) in the NCAA Tournament Sweet 16 • Ranked fifth in the Big Ten in 3-point field-goal percentage (.416) and second in 3-point field goals made (2.6) • Ranked third in the Big Ten in 3-point field goals made (2.6) in Big Ten games • Ranked eighth in the Big Ten in assist-to-turnover ratio overall (1.8) and 10th in Big Ten games (1.9) • Turned in the third-best single-season total for made 3-pointers in MSU history (102) • Led the Spartans with a .826 free-throw percentage, including .857 in the NCAA Tournament • Scored in double figures in 29 contests, including eight games with 20 points or more • Led MSU in scoring in 16 games, in assists in 19 contests and in rebounding seven times • Scored a season-high 27 points vs. Minnesota (2/26), including knocking down 7-of-12 3-pointers • Other top-scoring efforts include 25 points vs. Marquette (11/28), knocking down six 3-pointers and 25 points vs. Michigan (2/1), adding seven rebounds and seven assists against the Wolverines • Led



MSU with 23 points against Ohio State (3/13) in the Big Ten Tournament quarterfinals • Scored 22 points vs. Duke (4/4) in the Final Four • Tallied 22 points at Notre Dame (12/3) • Recorded three double-doubles, ranking second on the team, including games against Santa Clara (11/24; 13 pts., 11 reb.), Nebraska (1/24; 21 pts., 11 reb.) and Duke (4/4; 22 pts., 11 reb.) • Grabbed seven or more rebounds in 17 games, including eight games with eight or more boards • Recorded a season-high 11 rebounds against both Santa Clara (11/24) and Nebraska (1/24) • Dished out six or more assists in 16 games, including eight contests with seven or more • Recorded a season-high eight assists against Arkansas-Pine Bluff (12/6), Eastern Michigan (12/17) and Northwestern (2/10) • Averaged 15.0 points, 7.0 rebounds and 3.6 assists in the NCAA Tournament • Third on the team with 35 steals • Earned a spot on the Orlando Classic All-Tournament Team, averaging 19.3 points and 5.0 rebounds in three games.



## 45 DENZEL VALENTINE

## SPARTANS

## 2013-14

Appeared in 38 games, starting 33, averaging 8.0 points, 6.0 rebounds, and 3.8 assists in 29.4 minutes per contest • Only Spartan to appear in all 38 games, ranking second on the team with 33 starts, and third in minutes per game (29.4 mpg) • Honorable-mention All-Big Ten honoree, as selected by both the league's media and coaches • Recipient of MSU's Unsung Player, Most Improved Player and Inspirational Player Awards, and tri-recipient of the Jumping Johnny Green Chairman of the Boards Award • Started the final 30 games of the season • Ranked second on the squad in assists (3.8 apg), third in rebounds (6.0 rpg) and fifth in scoring (8.0 ppg) • Only player in the Big Ten to rank in the Top 15 in both rebounding (11th) and assists (8th) • In conference games, ranked seventh in the Big Ten in rebounding (6.4 rpg) and sixth in assists (4.1 apg) • Ranked third overall in the Big Ten in assist-to-turnover ratio (2.1) and second in conference games (2.3) • Ranked seventh in the Big Ten in defensive rebounding overall (4.8 drpg) and tied for fourth in conference games (5.0 drpg) • Led MSU in rebounding in 11 games and in assists in 16 games, including four games doing both • Recorded three double-doubles, including in games against New Orleans (12/28; 10 points, 13 rebounds), Illinois (1/18; 15 points, 11 rebounds), and Penn State (2/6; 11 points, 11 rebounds); finished just four assists short of a triple-double against New Orleans and Penn State after recording six assists in both contests • Ranked fourth on the team in 3-point field goals made (43) and third in attempts (114) • Ranked third on the team with 37 steals • Scored in double-figures in 16 games • Scored a season-high 16 points in games against Northwestern (2/13) and Purdue (2/20) • Other top scoring efforts included 15 points against both Mount St. Mary's (11/29) and Illinois (1/18) • Recorded double-figure rebounds in five games, and grabbed six or more boards in 22 games • Dished out five or more assists in 11 games, including eight games with six or more • Recorded a season-high nine assists Iowa (3/6), while recording seven against Mount St. Mary's (11/29) • Tallied two or more steals in 10 games, including four each against Oakland (12/14), Minnesota (1/11) and Penn State (2/6).

## 2012-13

Recipient of MSU's Unsung Player Award • Appeared in all 36 games, starting 15, averaging 20.8 minutes • Averaged 5.0 points, 4.1 rebounds, ranking fourth on the team, and 2.4 assists, ranking second on the squad • Scored in double figures on six occasions, including a season-high 14 points against Illinois on Jan. 31; MSU was 6-0 when he scored in double figures • Made his first career start in the fourth game of the season, scoring 12 points against Boise State (11/20) • Also scored 12 points at Bowling Green (12/18), hitting 5-of-6 shots, including 2-of-2 from 3-point range • Posted a double-double against Oakland (11/23), scoring 10 points and grabbing a season-high 10



rebounds, while dishing out a season-high six assists; his brother Drew was a senior on the Golden Grizzly squad • Grabbed six or more rebounds in 11 contests • Led MSU in rebounding in five contests • Other top rebound efforts included a team-high nine boards against Michigan (2/12), and eight each against Connecticut (11/9) and Nebraska (1/13) • The eight boards against Connecticut were the fifth-most ever by an MSU freshman in his Spartan debut • Led MSU in assists in 10 games, including a season-high six helpers against both Oakland and Memphis (3/23) in the third round of the NCAA Tournament • Posted four assists or more in nine contests • Tied for fourth on the team with 16 made 3-pointers (16-57, .281).

## HIGH SCHOOL

2012 Lansing State Journal Player of the Year • 2012 Associated Press Class B Player of the Year • 2012 Detroit Free Press and The Detroit News Dream Team honoree • Finished second in the voting for the Hal Schram Mr. Basketball Award • Led Sexton High School to a second-straight Class B Michigan State Championship in 2012, playing for his father, Carlton Valentine, and teaming with current Spartan Bryn Forbes • Nearly averaged a triple-double as a senior with 14 points, 11 rebounds and nine assists, leading the Big Reds to a 27-1 record • Ranked among the top-100 players in the nation by Rivals.com (#81) and ESPN100 (#98) • Rated among the top players at his position by Rivals.com (#15 shooting guard), ESPN100 (#26 small forward) and Scout.com (#27 small forward) • 2011 First-Team All-State Class B selection as chosen by the Detroit Free Press and The Detroit News • Lansing State Journal Dream Team honoree • Led Sexton High School to 2011 Class B State Championship, the school's first state title in 51 years, tallying 17 points, six rebounds and three assists in 75-60 win over Muskegon Heights in the title game • Averaged 12.7 points, 7.9 rebounds, 8.5 assists, 5.4 steals and 1.1 blocks as a junior • Attended 2011 NBA Top 100 Camp • Averaged 10.9 points, 5.8 assists and 6.3 rebounds as a sophomore, leading Sexton to state title game • 2010 Class B honorable mention all-state.

## PERSONAL

Born Nov. 16, 1993 • Son of Carlton and Kathy Valentine • His father was a four-year letterwinner at MSU 1985-88 • Brother Drew played on the basketball team at Oakland University, where he is currently an assistant • Communication major.



## 45 DENZEL VALENTINE



## 2013-14 Game-By-Game Stats

OPPONENT	FG	3FG	FT	O-D	REB	PF	PTS	AST	TO	BLK	STL	MIN
McNeese State (11/8) *	5-9	2-3	0-0	1-4	5	1	12	3	1	0	0	22
vs. Kentucky (11/12)	2-8	1-2	0-0	1-1	1	4	5	5	1	1	2	25
Columbia (11/15)	3-6	0-1	4-5	0-2	2	2	10	0	1	0	1	25
Portland (11/18) *	1-5	0-2	0-0	1-3	4	1	2	4	1	0	0	17
vs. Virginia Tech (11/22)	3-6	1-3	0-0	0-1	1	2	7	4	2	1	2	19
vs. Oklahoma (11/23)	3-7	1-1	0-1	1-5	6	2	7	5	2	0	0	30
Mount St. Mary's (11/29) *	7-11	1-3	0-0	1-4	5	1	15	7	1	0	1	27
North Carolina (12/4)	1-4	0-2	0-0	2-3	5	2	2	2	2	1	1	26
vs. Oakland (12/14) *	0-7	0-4	0-0	2-4	6	1	0	4	1	0	4	31
North Florida (12/17) *	4-9	1-4	2-2	1-5	6	1	11	4	4	0	0	29
at Texas (12/21) *	3-8	1-4	1-2	1-10	11	3	8	2	2	1	1	34
New Orleans (12/28) *	4-9	2-4	0-0	3-10	13	1	10	6	2	0	1	28
at Penn State (12/31) *	3-7	1-3	2-2	0-2	2	2	9	6	1	0	2	30
at Indiana (1/4) *	2-6	1-2	0-0	1-5	6	3	5	4	1	1	1	29
Ohio State (1/7) *	2-9	2-6	0-0	1-5	6	5	6	5	3	2	0	27
Minnesota (1/11) *	3-9	0-2	3-5	2-8	10	3	9	4	3	1	4	38
at Northwestern (1/15) *	0-5	0-2	1-2	1-6	7	2	1	2	1	0	0	31
at Illinois (1/18) *	6-9	2-3	1-2	2-9	11	3	15	4	1	0	0	34
Indiana (1/21) *	2-6	0-2	6-7	0-7	7	2	10	3	1	1	2	30
Michigan (1/25) *	1-5	0-2	0-0	2-2	4	1	2	3	1	0	0	30
at Iowa (1/28) *	5-13	2-7	0-0	2-4	6	4	12	2	1	1	0	29
vs. Georgetown (2/1) *	3-7	2-5	3-5	3-4	7	1	11	3	6	0	2	35
Penn State (2/6) *	4-9	1-1	2-2	2-9	11	3	11	6	2	0	4	31
at Wisconsin (2/9) *	2-6	0-1	0-0	3-6	9	1	4	3	2	0	1	31
Northwestern (2/13) *	6-10	3-3	1-2	3-2	5	3	16	6	1	0	0	33
Nebraska (2/16) *	2-8	0-3	0-1	2-6	8	3	4	1	4	0	0	34
at Purdue (2/20) *	4-7	1-2	7-7	3-2	5	4	16	4	0	0	2	28
at Michigan (2/23) *	5-7	3-3	0-0	0-8	8	4	3	6	2	1	0	36
Illinois (3/1) *	1-6	1-5	0-1	0-4	4	3	3	4	5	0	0	34
Iowa (3/6) *	4-5	1-2	4-6	1-5	6	2	13	9	2	0	1	35
at Ohio State (3/9) *	4-5	3-4	0-0	0-0	4	0	11	1	1	0	0	19
vs. Northwestern (3/14) *	2-7	1-4	2-3	0-6	6	1	7	4	1	1	1	29
vs. Wisconsin (3/15) *	4-7	3-5	1-4	1-6	7	2	12	3	1	0	0	38
vs. Michigan (3/16) *	0-2	0-2	3-4	0-4	4	4	3	3	0	0	0	21
vs. Delaware (3/20) *	1-4	1-2	0-0	1-3	4	4	3	1	2	0	0	17
vs. Harvard (3/22) *	2-7	1-4	1-2	2-5	7	3	6	6	1	0	1	32
vs. Virginia (3/28) *	1-4	1-2	0-0	0-5	5	2	3	2	0	1	0	35
vs. Connecticut (3/30) *	3-6	3-4	0-0	2-6	8	4	9	2	4	0	2	37

## 2014-15 Game-By-Game Stats

OPPONENT	FG	3FG	FT	O-D	REB	PF	PTS	AST	TO	BLK	STL	MIN
at Navy (11/14) *	2-10	1-5	0-0	1-2	3	2	5	6	3	1	1	36
vs. Duke (11/18) *	4-9	1-4	4-4	1-3	4	4	13	3	5	0	0	27
Loyola (11/21) *	5-10	2-5	0-0	0-6	6	1	12	7	3	0	2	30
Santa Clara (11/24) *	5-14	1-5	2-2	3-8	11	2	13	6	3	0	1	30
vs. Rider (11/27) *	6-13	5-8	2-2	1-4	5	1	19	2	2	0	0	32
vs. Marquette (11/28) *	8-14	6-10	3-4	0-3	3	2	25	2	7	1	2	39
vs. Kansas (11/30) *	5-8	3-5	1-2	0-5	7	1	8	10	0	3	1	32
at Notre Dame (12/3) *	7-13	4-7	4-5	1-4	5	4	22	2	2	1	0	42
Ark.-Pine Bluff (12/6) *	3-6	2-3	0-0	1-5	6	1	8	8	1	2	1	29
Oakland (12/14) *	7-12	5-6	0-0	1-2	3	1	19	4	1	0	1	28
Eastern Mich. (12/17) *	2-6	1-4	0-0	2-5	7	3	5	8	2	1	1	33
Texas Southern (12/20) *	4-9	2-5	5-5	1-5	6	5	15	2	2	0	0	34
The Citadel (12/22) *	8-11	2-3	0-0	0-6	6	3	18	6	4	0	1	34
Maryland (12/30) *	1-9	0-5	2-2	2-6	8	5	4	4	3	0	2	29
Indiana (1/5) *	6-18	2-5	1-2	3-3	6	1	15	4	1	0	0	25
at Iowa (1/8) *	6-14	4-7	2-2	3-6	9	4	18	6	1	0	1	32
Northwestern (1/11) *	6-13	1-4	4-4	1-4	5	0	17	1	1	0	0	34
Maryland (1/17) *	4-9	1-6	0-0	2-4	6	0	9	5	2	0	0	35
Penn State (1/21) *	4-8	0-2	3-5	0-5	4	5	11	4	3	0	0	25
at Nebraska (1/24) *	8-17	3-10	2-2	5-6	11	4	21	3	4	0	0	28
at Rutgers (1/29) *	2-13	2-6	2-2	1-6	7	1	8	3	2	0	1	28
Michigan (2/1) *	9-16	4-9	3-5	2-5	7	1	25	7	2	0	2	42
Illinois (2/7) *	6-18	4-9	0-0	0-7	7	5	16	4	3	0	0	31
at Northwestern (2/10) *	4-10	4-8	2-2	1-3	4	0	14	8	4	0	2	31
Ohio State (2/14) *	6-10	5-9	0-0	0-3	3	3	17	3	2	0	2	33
at Michigan (2/17) *	2-5	0-3	2-4	1-5	6	1	6	2	2	0	0	34
at Illinois (2/22) *	6-12	2-7	6-6	0-9	9	2	20	2	2	0	0	33
Minnesota (2/26) *	8-14	7-12	4-5	1-6	7	2	27	2	3	1	0	42
at Wisconsin (3/1) *	3-9	2-5	2-2	0-5	10	2	10	6	0	1	0	38
Purdue (3/4) *	6-12	4-9	1-2	1-5	6	1	17	2	2	0	2	36
at Indiana (3/7) *	3-11	1-7	0-0	2-5	7	1	7	7	2	1	0	36
vs. Ohio State (3/13) *	9-14	3-7	2-3	0-8	8	0	23	7	2	0	2	36
vs. Maryland (3/14) *	1-8	1-7	0-0	1-3	4	2	3	7	2	0	0	37
vs. Wisconsin (3/15) *	6-12	4-6	0-0	1-7	8	3	16	6	4	0	0	41
vs. Georgia (3/20) *	4-9	2-5	6-6	0-6	6	3	16	6	1	0	3	37
vs. Virginia (3/22) *	1-6	1-2	1-2	1-3	4	4	4	4	1	0	0	21
vs. Oklahoma (3/27) *	6-17	4-11	2-2	3-4	7	0	18	2	0	0	0	38
vs. Louisville (3/29) *	7-15	1-5	0-0	1-6	7	3	15	6	3	1	2	30
vs. Duke (4/4) *	7-11	5-9	3-4	1-10	11	1	22	0	2	0	0	37

## 2012-13 Game-By-Game Stats

OPPONENT	FG	3FG	FT	O-D	REB	PF	PTS	AST	TO	BLK	STL	MIN
vs. Connecticut (11/9)	2-4	0-1	0-0	0-8	1	4	1	2	0	1	24	24
vs. Kansas (11/13)	0-2	0-1	0-0	0-1	3	0	0	1	2	1	24	24
Texas Southern (11/18)	4-9	0-3	0-0	1-2	3	4	8	5	1	2	22	22
Boise State (11/20) *	4-9	2-6	2-3	1-3	4	2	12	2	3	0	2	29
Oakland (11/23) *	2-4	0-1	6-6	3-7	10	2	10	6	3	0	2	30
Louisiana (11/25) *	1-6	1-4	1-2	1-0	1	4	4	1	5	1	1	20
at Miami (11/28) *	4-5	0-1	1-2	1-3	4	0	3	3	0	0	0	22
Nicholls State (12/1) *	4-4	1-1	2-2	1-2	3	1	11	3	1	0	3	23
Ark.-Pine Bluff (12/5) *	2-6	1-2	0-0	3-2	5	3	5	2	2	0	1	20
Loyola (12/8) *	1-2	1-1	3-4	0-2	2	6	1	4	1	0	0	22
Tuskegee (12/15) *	2-3	0-0	0-0	1-6	7	3	4	3	4	0	1	21
at Bowling Green (12/18) *	5-6	2-2	0-0	1-3	4	1	12	1	1	1	2	26
Texas (12/22) *	0-1	0-0	0-0	1-1	2	5	0	3	1	0	2	9
at Minnesota (12/31) *	2-2	1-1	0-2	3-3	6	2	5	5	3	0	0	22
Purdue (1/5) *	5-7	0-2	1-1	2-3	5	1	11	4	4	2	1	24
at Iowa (1/10) *	0-2	0-1	0-0	1-2	3	5	1	1	0	4	5	21
Nebraska (1/13) *	1-5	1-3	0-0	0-8	8	1	3	1	1	1	0	18
at Penn State (1/16) *	1-5	0-1	0-0	0-3	3	3	2	2	2	0	2	18
Ohio State (1/17) *	1-3	1-2	0-0	0-1	1	1	3	1	0	0	0	18
at Indiana (1/22) *	0-2	0-0	0-0	0-1	1	0	0	1	0	1	0	10
at Illinois (1/27) *	0-2	0-0	0-0	0-2	2	1	0	1	1	0	1	19
Illinois (1/31) *	3-5	2-4	0-2	2-1	3	2	8	0	1	0	1	18
Minnesota (2/6) *	1-5	0-1	0-0	1-5	6	2	2	4	2	0	0	24
at Purdue (2/9) *	3-5	1-2	0-1	1-8	9	3	7	4	3	1	1	24
Michigan (2/12) *	2-6	0-2	2-2	4-3	7	1	6	3	1	0	0	27
at Nebraska (2/16) *	3-4	1-1	0-0	1-6	7	0	7	2	1	0	0	24
Indiana (2/19) *	2-6	0-2	2-2	4-3	7	1	6	3	1	0	0	23
at Ohio State (2/24) *	3-6	1-3	0-0	0-3	3	4	7	2	1	0	0	23
at Michigan (3/3) *	0-4	0-3	0-0	0-2	4	3	0	0	1	0	0	23
Wisconsin (3/7) *	1-3	0-0	1-0	2-2	4	3	3	3	2	0	0	19
Northwestern (3/10) *	1-2	0-0	0-0	0-1	1	2	2	3	2	0	0	14
vs. Iowa (3/15) *	1-3	0-1	0-0	2-0	2	2	2	1	4	0	0	15
vs. Ohio State (3/16) *	0-5	0-0	0-0	2-2	4	3	6	0	3	0	0	17
vs. Valparaiso (3/21) *	4-9	0-1	0-0	1-5	6	1	0	3	1	0	1	15
vs. Memphis (3/23) *	4-9	0-3	1-2	1-5	6	0	9	6	1	0	0	25
vs. Duke (3/29) *	2-3	0-1	0-1	0-3	3	0	4	0	2	0	1	18

# MATT VAN DYK

# 30



R-JUNIOR • FORWARD • 6-5 • 210



## 30 MATT VAN DYK

\\ R-JUNIOR • FORWARD • 6-5 • 210 • IMLAY CITY, MICH./IMLAY CITY



ors • Named 2014 Michigan Community College Athletic Association (MCCAA) First-Team All-Conference, All-Region XII Defense Team All-Conference, Eastern Conference Freshman of the Year and All-MCCAA • Added 67 blocked shots, 39 assists and 32 steals • Recipient of the National Junior College Athletic Association's Award of Superior Academic Achievement • Spent one semester at Hope College (Fall 2012) before transferring to SCCCC.

## HIGH SCHOOL

Averaged 15.8 points, 9.7 rebounds, 5.3 assists and three blocks as a senior at Imlay City High School in 2011-12 • 2012 BCAM Class B All-State honoree • 2012 Blue Water Area Conference League MVP.

## PERSONAL

Born Dec. 11, 1993 • Son of Doug and Beth Van Dyk • Agribusiness management major.

## THE WORD

Joined the Spartans as a walk-on prior to the 2014-15 season • Possesses a tremendous work ethic.

## 2014-15

Co-recipient of MSU's Tim Bograkovs Walk-On Award • Did not see game action due to NCAA transfer rules • Transferred to MSU after one season at St. Clair County Community College.

## PRIOR TO MSU

Averaged 16.6 points and 8.1 rebounds at St. Clair County Community College (SCCCC), while shooting 55.6 percent in 29 games, earning team co-Most Valuable Player hon-



# COLBY WOLLENMAN



R-SENIOR • FORWARD • 6-7 • 230

## 41 COLBY WOLLENMAN

\\ R-SENIOR • FORWARD • 6-7 • 230 • CODY, WYO./BIG HORN

## CAREER STATS

Year	GP/GS	Min./Avg	FG-FGA	FG%	3FG-FGA	3FG%	FT-FTA	FT%	OFF-DEF	REB	AVG	PF/D	A	TO	BL	ST	PTS	AVG
11-12	9/0	10/1.1	1-2	.500	0-0	.000	0-0	.000	0-1	1	0.1	1/0	0	2	0	0	2	0.2
12-13																		
13-14	12/0	25/2.1	1-2	.500	0-0	.000	3-5	.600	0-2	2	0.2	4/0	0	0	0	0	5	0.4
14-15	29/0	220/7.6	17-28	.607	0-0	.000	2-9	.222	14-35	49	1.7	27/0	6	12	4	3	36	1.2
Totals	50/0	255/5.1	19-32	.594	0-0	.000	5-14	.357	14-38	52	1.0	32/0	6	14	4	3	43	0.9

## THE WORD

Joined the Spartans as a walk-on prior to the 2011-12 season • Strength and toughness add depth to the Spartan frontcourt • Excellent screener.

## 2014-15

Recipient of NCAA's Elite 89 award for the 2015 NCAA Division I Men's Basketball Championship, presented to the student-athlete with the highest cumulative grade-point average participating at the finals site for each of the NCAA's championships • Big Ten Distinguished Scholar • NABC Honor's Court honoree • Recipient of MSU's Scholar-Athlete and Unsung Player Awards • CoSIDA Academic All-District 5 • Academic All-Big Ten • Appeared in 29 games, averaging 1.2 points and 1.7 rebounds in 7.6 minutes • Scored a career-high four points in four contests, including vs. Duke (11/18), Santa Clara (11/24), Oakland (12/14) and Purdue (3/4) • Grabbed a career-high five rebounds in three contests, including vs. Santa Clara (11/24), Kansas (11/30) in the title game of the Orlando Classic, and Georgia (3/20) in the second round of the NCAA Tournament • Collected four rebounds against both Rutgers (1/29) and Purdue (3/4), a personal best against a Big Ten opponent • Grabbed three or more rebounds in nine games, including collecting three boards against Duke (4/4) in the National Semifinals • Led MSU with a .607 field-goal percentage • Played a career-high 18 minutes against Kansas (11/30), and tallied 10 minutes or more in nine games.

## 2013-14

Appeared in 12 games, averaging 0.4 points and 0.2 rebounds • Scored two points against New Orleans (12/28) and in the second round of the NCAA Tournament against Delaware (3/20) • Pulled down a single rebound against Mount St. Mary's (11/29) and Northwestern (2/13) • Academic All-Big Ten • Recipient of MSU's Scholar-Athlete Award and co-recipient of MSU's Tim Bograkov Walk-On Award.

## 2012-13

Redshirted.



## 2011-12

Appeared in nine games • Scored first career points vs. Central Connecticut State (12/7) • Grabbed a rebound against Nebraska (2/25).

## HIGH SCHOOL

All-state performer as a senior at Big Horn High School • Averaged 13.6 points and 11.1 rebounds, leading Big Horn to a perfect 28-0 record and a Wyoming 2A state championship • Averaged 3.5 steals and 2.8 blocks as a senior, shooting .575 from the field • 2011 Sheridan County Player of the Year • Named to 2011 State All-Tournament Team • Selected to play in the South Dakota/Wyoming, the Montana/Wyoming, and the Wyoming North/South All-Star Games • 2011 Milward Simpson Multi-Sport Athlete of the Year for the State of Wyoming, having also excelled in football and soccer • Averaged 14 points and 12.1 rebounds as a junior, earning all-state and Powder River Conference Athlete of the Year honors • Excelled in football as a three-year starting quarterback, finishing



his career with 3,700 passing yards and 34 touchdowns, adding another 950 yards and 13 touchdowns rushing • Named to the Casper Tribune Super 25 Team as a senior, while also earning Powder River Conference Offensive Player of the Year accolades, leading Big Horn to a perfect 10-0 regular season and a spot in the state finals • Earned two varsity letters in soccer, including leading his team to a state championship as a senior, while earning all-conference honors.

## PERSONAL

Born May 29, 1993 • Son of Paul and Renee Wollenman • Pre-med student with physiology major • In the process of applying to medical school.

### 2011-12 Game-By-Game Stats

OPPONENT	FG	3FG	FT	O-D	REB	PF	PTS	AST	TO	BLK	STL	MIN
Nebraska Omaha (12/4)	0-0	0-0	0-0	0-0	0	0	0	0	2	0	0	1
Central Conn. State (12/7)	1-1	0-0	0-0	0-0	0	0	2	0	0	0	0	0+
UMKC (12/19)	0-0	0-0	0-0	0-0	0	0	0	0	0	0	0	2
Iowa (1/10)	0-0	0-0	0-0	0-0	0	1	0	0	0	0	0	2
Purdue (1/21)	0-0	0-0	0-0	0-0	0	0	0	0	0	0	0	1
Minnesota (1/25)	0-0	0-0	0-0	0-0	0	0	0	0	0	0	0	0+
Wisconsin (2/16)	0-0	0-0	0-0	0-0	0	0	0	0	0	0	0	1
Nebraska (2/25)	0-1	0-0	0-0	0-1	1	0	0	0	0	0	0	2
vs. Iowa (3/9)	0-0	0-0	0-0	0-0	0	0	0	0	0	0	0	1

### 2013-14 Game-by-Game Stats

OPPONENT	FG	3FG	FT	O-D	REB	PF	PTS	AST	TO	BLK	STL	MIN
McNeese State (11/8)	0-0	0-0	0-0	0-0	0	0	0	0	0	0	0	1
vs. Virginia Tech (11/22)	0-0	0-0	0-0	0-0	0	0	0	0	0	0	0	1
Mount St. Mary's (11/29)	0-1	0-0	0-0	0-1	1	0	0	0	0	0	0	4
North Florida (12/17)	0-0	0-0	1-2	0-0	0	1	1	0	0	0	0	3
New Orleans (12/28)	1-1	0-0	0-1	0-0	0	0	2	0	0	0	0	4
Penn State (2/6)	0-0	0-0	0-0	0-0	0	1	0	0	0	0	0	4
Northwestern (2/13)	0-0	0-0	0-0	0-0	0	1	0	0	0	0	0	2
at Purdue (2/20)	0-0	0-0	0-0	0-0	0	1	0	0	0	0	0	2
Iowa (3/6)	0-0	0-0	0-0	0-0	0	0	0	0	0	0	0	1
vs. Northwestern (3/14)	0-0	0-0	0-0	0-0	0	0	0	0	0	0	0	1
vs. Michigan (3/16)	0-0	0-0	0-0	0-0	0	0	0	0	0	0	0	1
vs. Delaware (3/20)	0-0	0-0	2-2	0-0	0	0	2	0	0	0	0	1

### 2014-15 Game-by-Game Stats

OPPONENT	FG	3FG	FT	O-D	REB	PF	PTS	AST	TO	BLK	STL	MIN	
at Navy (11/14)	1-2	0-0	0-0	0-1	1	0	2	0	0	0	0	5	
vs. Duke (11/18)	2-3	0-0	0-0	0-1	1	0	4	0	0	0	0	6	
Loyola (11/21)	0-0	0-0	0-0	1-3	4	1	0	0	1	0	0	8	
Santa Clara (11/24)	2-2	0-0	0-2	1-4	5	1	4	0	2	1	0	15	
vs. Rider (11/27)	1-1	0-0	0-0	1-1	2	0	2	0	1	0	0	11	
vs. Marquette (11/28)	0-0	0-0	0-0	0-1	1	0	0	0	1	0	0	6	
vs. Kansas (11/30)	0-1	0-0	0-0	0-5	5	3	0	0	0	1	0	18	
at Notre Dame (12/3)	1-1	0-0	0-0	0-0	0	0	2	0	0	1	0	2	
Ark.-Pine Bluff (12/6)	1-2	0-0	0-0	2-1	3	0	2	1	0	0	0	8	
Oakland (12/14)	2-3	0-0	0-0	1-1	2	1	4	0	0	0	0	4	
Eastern Mich. (12/17)	0-0	0-0	0-0	0-1	1	0	0	0	0	0	0	2	
Texas Southern (12/20)	1-2	0-0	0-0	1-3	4	2	2	1	2	0	0	16	
The Citadel (12/22)	0-1	0-0	0-0	0-1	1	2	0	1	1	0	0	12	
Indiana (1/5)	0-0	0-0	0-0	0-0	0	0	0	1	0	0	0	2	
at Iowa (1/8)	0-0	0-0	0-0	1-1	2	3	0	0	0	0	0	9	
at Maryland (1/17)	1-1	0-0	0-0	0-0	0	1	2	0	0	0	0	4	
at Nebraska (1/24)	0-1	0-0	0-2	0-0	0	0	0	0	0	0	0	7	
at Rutgers (1/29)	0-0	0-0	0-0	1-3	4	1	0	0	0	0	0	7	
at Northwestern (2/10)	1-1	0-0	0-0	0-0	0	1	2	0	0	0	0	3	
at Michigan (2/17)	1-1	0-0	0-0	0-0	0	0	2	0	0	0	0	4	
at Illinois (2/22)	1-2	0-0	0-0	1-0	1	2	2	0	1	0	0	8	
at Wisconsin (3/1)	0-0	0-0	0-0	0-0	0	1	0	1	0	0	0	4	
Purdue (3/4)	1-1	0-0	2-4	2-2	4	1	4	1	0	1	0	14	
at Indiana (3/7)	0-0	0-0	0-0	0-0	0	2	0	0	1	0	1	12	
vs. Ohio State (3/13)	0-0	0-0	0-0	0-0	0	2	0	0	0	0	0	1	4
vs. Maryland (3/14)	0-0	0-0	0-0	0-0	0	0	0	0	0	0	0	3	
vs. Georgia (3/20)	0-0	0-0	0-1	2-3	5	1	0	0	0	0	0	11	
vs. Oklahoma (3/27)	0-1	0-0	0-0	0-0	0	0	0	0	1	0	0	5	
vs. Duke (4/4)	1-2	0-0	0-0	0-3	3	2	2	0	1	0	1	10	







**MICHIGAN STATE**



**2014-15 REVIEW**





## 2014-15 RESULTS

## SPARTANS

DATE	OPPONENT	MSU-OPP	SITE	ATTEND.
Nov. 14	at Navy	64-59	Annapolis, Md.	5,699
Nov. 18	+ vs. #4 Duke	71-81	Indianapolis, Ind.	19,306
<b>Nov. 21</b>	<b>LOYOLA CHICAGO</b>	<b>87-52</b>	<b>EAST LANSING</b>	<b>14,797</b>
<b>Nov. 24</b>	<b>&amp; SANTA CLARA</b>	<b>79-52</b>	<b>EAST LANSING</b>	<b>14,797</b>
Nov. 27	& vs. Rider	77-45	Lake Buena Vista, Fla.	3,216
Nov. 28	& vs. Marquette	79-68	Lake Buena Vista, Fla.	3,449
Nov. 30	& vs. #11 Kansas	56-61	Lake Buena Vista, Fla.	4,842
Dec. 3	% at Notre Dame	78-79 OT	Notre Dame, Ind.	9,149
<b>Dec. 6</b>	<b>ARK.-PINE BLUFF</b>	<b>85-52</b>	<b>EAST LANSING</b>	<b>14,797</b>
<b>Dec. 14</b>	<b>OAKLAND</b>	<b>87-61</b>	<b>EAST LANSING</b>	<b>14,797</b>
<b>Dec. 17</b>	<b>EASTERN MICHIGAN</b>	<b>66-46</b>	<b>EAST LANSING</b>	<b>14,797</b>
<b>Dec. 20</b>	<b>TEXAS SOUTHERN</b>	<b>64-71 OT</b>	<b>EAST LANSING</b>	<b>14,797</b>
<b>Dec. 22</b>	<b>THE CITADEL</b>	<b>82-56</b>	<b>EAST LANSING</b>	<b>14,797</b>
<b>Dec. 30</b>	<b>#12 MARYLAND</b>	<b>66-68 2OT</b>	<b>EAST LANSING</b>	<b>14,797</b>
<b>Jan. 5</b>	<b>INDIANA</b>	<b>70-50</b>	<b>EAST LANSING</b>	<b>14,797</b>
Jan. 8	at Iowa	75-61	Iowa City, Iowa	15,054
<b>Jan. 11</b>	<b>NORTHWESTERN</b>	<b>84-77 OT</b>	<b>EAST LANSING</b>	<b>14,797</b>
Jan. 17	at #14 Maryland	59-75	College Park, Md.	17,950
<b>Jan. 21</b>	<b>PENN STATE</b>	<b>66-60</b>	<b>EAST LANSING</b>	<b>14,797</b>
Jan. 24	at Nebraska	77-79	Lincoln, Neb.	15,757
Jan. 29	at Rutgers	71-51	Piscataway, N.J.	6,088
<b>Feb. 1</b>	<b>MICHIGAN</b>	<b>76-66 OT</b>	<b>EAST LANSING</b>	<b>14,797</b>
<b>Feb. 7</b>	<b>ILLINOIS</b>	<b>54-59</b>	<b>EAST LANSING</b>	<b>14,797</b>
Feb. 10	at Northwestern	68-44	Evanston, Ill.	7,265
<b>Feb. 14</b>	<b>#23 OHIO STATE</b>	<b>59-56</b>	<b>EAST LANSING</b>	<b>14,797</b>
Feb. 17	at Michigan	80-67	Ann Arbor, Mich.	12,502
Feb. 22	at Illinois	60-53	Champaign, Ill.	16,108
<b>Feb. 26</b>	<b>MINNESOTA</b>	<b>90-96 OT</b>	<b>EAST LANSING</b>	<b>14,797</b>
March 1	at #5 Wisconsin	61-68	Madison, Wis.	17,279
<b>March 4</b>	<b>PURDUE</b>	<b>72-66</b>	<b>EAST LANSING</b>	<b>14,797</b>
March 7	at Indiana	74-72	Bloomington, Ind.	17,472
March 13	\$ vs. Ohio State	76-67	Chicago, Ill.	17,230
March 14	\$ vs. #8 Maryland	62-58	Chicago, Ill.	18,088
March 15	\$ vs. #6 Wisconsin	69-80 OT	Chicago, Ill.	17,230
March 20	^ vs. Georgia	70-63	Charlotte, N.C.	16,551
March 22	^ vs. #6 Virginia	60-54	Charlotte, N.C.	18,482
March 27	^ vs. #13 Oklahoma	62-58	Syracuse, N.Y.	24,453
March 29	^ vs. #17 Louisville	76-70 OT	Syracuse, N.Y.	24,404
April 4	^ vs. #4 Duke	61-81	Indianapolis, Ind.	72,238

## HOME GAMES IN BOLD CAPS

+ - Champions Classic  
 & - Orlando Classic  
 % - Big Ten/ACC Challenge  
 \$ - Big Ten Tournament  
 ^ - NCAA Tournament

## 2014-15 ATTENDANCE

**HOME** - 236,752 in 16 games - 14,797 avg.  
**ROAD** - 140,323 in 11 games - 12,757 avg.  
**NEUTRAL** - 239,489 in 12 games - 19,958 avg.  
**TOTAL** - 616,564 in 39 games - 15,810 avg.

## 2014-15 NOTABLES

\* Michigan State made its ninth trip to the Final Four in school history, including its seventh under Tom Izzo. MSU's seven Final Four appearances in the last 17 seasons rank as the most in the nation.

\* MSU set a school single-season record with 646 assists. Averaging 16.6 assists per game, the Spartans ranked fifth in the nation, while ranking seventh in assist-to-turnover ratio (1.5).

\* The Spartans blocked a single-season school-record 176 shots.

\* Brandon Dawson finished his career as the all-time Spartan leader in blocks (142), while also ranking in the Top 10 in rebounds (7th, 902), steals (6th, 163), and starts (5th, 121). He also became the first player 6-foot-6 or shorter to lead the Big Ten in overall rebounding since 1991.

\* Travis Trice scored more points as a senior (598) than in his first three seasons combined (591). He ranks tied for fifth in MSU history with 202 career 3-pointers.



## 2014-15 BOX SCORES



**#18/18 Michigan State** ..... 64  
**Navy** ..... 59  
 Nov. 14, 2014 • Annapolis, Md. • Alumni Hall

Michigan State	FG	3FG	FT	O-D-R	PF	PTS	A	TO	B	S	MIN
Matt Costello, f	3-3	0-0	0-0	1-6-7	4	6	0	1	0	0	22
Brandon Dawson, f	6-10	0-0	0-0	2-6-8	0	12	2	1	1	3	27
Alvin Ellis III, g	0-1	0-1	0-0	0-0-0	1	0	1	1	0	0	3
Travis Trice, g	8-14	5-6	4-6	0-5-5	1	25	5	0	1	1	34
Denzel Valentine, g	2-10	1-5	0-0	1-2-3	2	5	6	3	1	1	36
Marvin Clark Jr.	2-2	1-1	0-0	1-5-6	2	5	0	4	0	0	13
Bryn Forbes	1-8	1-6	2-2	0-0-0	0	5	0	1	0	1	27
Lourawls Nairn Jr.	0-1	0-0	0-0	1-2-3	0	0	4	1	0	0	20
Gavin Schilling	2-2	0-0	0-2	2-1-3	3	4	0	2	1	0	13
Colby Wollenman	1-2	0-0	0-0	0-1-1	0	2	0	0	0	0	5
Team				0-2-2				1			
<b>Totals</b>	<b>25-53</b>	<b>8-19</b>	<b>6-10</b>	<b>8-30-38</b>	<b>13</b>	<b>64</b>	<b>18</b>	<b>15</b>	<b>4</b>	<b>6</b>	<b>200</b>

Total FG%	1st: 16-28 (57.1%)	2nd: 9-25 (36.0%)	Game: 47.2%
3-Pt FG%	1st: 4-9 (44.4%)	2nd: 4-10 (40.0%)	Game: 42.1%
F Throw%	1st: 0-0 (0.0%)	2nd: 6-10 (60.0%)	Game: 60.0%

Navy	FG	3FG	FT	O-D-R	PF	PTS	A	TO	B	S	MIN
Worth Smith, f	3-4	0-0	1-1	2-0-2	1	7	1	1	0	2	14
Edward Alade, f	5-6	0-0	2-3	0-3-3	1	12	1	1	0	0	21
Brandon Venturini, g	4-15	3-9	0-0	0-5-5	3	11	5	0	0	0	26
Tilman Dunbar, g	4-10	1-2	1-2	0-1-1	3	10	6	2	0	3	35
Grant Vermeer, g	1-1	0-0	0-0	1-0-1	2	2	0	2	0	0	15
Will Kelly	2-4	0-0	2-2	1-2-3	3	6	0	1	1	0	19
Zach Fong	1-6	1-4	0-0	0-0-0	1	3	0	1	0	0	14
Earl McLaurin	0-1	0-1	0-0	0-4-4	0	0	3	0	0	1	5
Shawn Anderson	1-3	0-1	0-2	0-3-3	1	2	1	2	0	0	20
Bryce Dulin	0-0	0-0	0-0	1-0-1	0	0	1	0	0	0	5
Tom Lacey	0-2	0-0	0-0	0-0-0	0	0	0	0	0	0	5
James Hemphill	0-0	0-0	0-0	0-0-0	0	0	0	0	0	0	6
Jace Hogan	3-7	0-0	0-0	2-1-3	2	6	0	0	1	2	15
Team				1-3-4							
<b>Totals</b>	<b>24-59</b>	<b>5-17</b>	<b>6-10</b>	<b>8-22-30</b>	<b>17</b>	<b>59</b>	<b>18</b>	<b>10</b>	<b>2</b>	<b>8</b>	<b>200</b>

Total FG%	1st: 12-26 (46.2%)	2nd: 12-33 (36.4%)	Game: 40.7%
3-Pt FG%	1st: 2-7 (28.6%)	2nd: 3-10 (30.0%)	Game: 29.4%
F Throw%	1st: 3-7 (42.9%)	2nd: 3-3 (100.0%)	Game: 60.0%

**Officials:** Ted Valentine, Mike Roberts, Lamar Simpson  
**Attendance:** 5,699 **Halftime Score:** MSU, 36-29  
**Record:** MSU 1-0, Navy 0-1

**Key Moment:** MSU had seen its 13-point second-half lead trimmed to three points with 1:55 remaining. Travis Trice responded by hitting a floater in the lane to give MSU a 62-57 lead with 1:44 left. He then hit 2-of-4 foul shots in the final 17 seconds to secure the victory.

**Notes:** MSU improved to 92-24 all-time in openers, including 17-3 under Tom Izzo ... Travis Trice scored a then career-high 25 points, while also establishing then career highs in field goals (8), field-goal attempts (14) and 3-point field goals (5), and matching his then-career high with five rebounds. In addition, he dished out five assists, while committing no turnovers ... For the third time in four seasons, MSU opened the season in a road game connected with military appreciation ... Navy out-scored Michigan State in the paint (30-26), points off turnovers (19-10) and second-chance points (7-4).



Travis Trice opened the 2014-15 season with a 25-point performance at Navy.



Brandon Dawson totaled 12 points and eight rebounds against Navy, adding a pair of high-light dunks.







## 2014-15 BOX SCORES

## SPARTANS

02

#4/3 Duke ..... 81  
 #19/19 Michigan State ..... 71  
 Nov. 18, 2014 • Indianapolis, Ind. • Bankers Life Fieldhouse

Michigan State	FG	3FG	FT	O-D-R	PF	PTS	A	TO	B	S	MIN
Bryn Forbes, g	3-9	3-8	0-0	0-2-2	2	9	0	0	0	0	30
Matt Costello, f	3-5	0-1	0-1	2-2-4	3	6	0	0	0	1	21
Travis Trice, g	7-15	1-5	0-0	2-4-6	4	15	8	2	0	0	34
Braden Dawson, f	8-10	0-0	2-5	4-5-9	3	18	1	3	0	1	29
Denzel Valentine, g	4-9	1-4	4-4	1-3-4	4	13	3	5	0	0	27
Marvin Clark Jr.	1-3	0-1	0-0	2-1-3	4	2	0	1	0	0	13
Lourawls Nairn Jr.	1-3	0-1	0-0	0-1-1	2	2	2	2	0	0	21
Gavin Schilling	1-3	0-0	0-0	1-2-3	0	2	1	0	0	0	19
Colby Wollenman	2-3	0-0	0-0	0-1-1	0	4	0	0	0	0	6
Team				1-1-2							
<b>Totals</b>	<b>30-60</b>	<b>5-20</b>	<b>6-10</b>	<b>13-22-35</b>	<b>22</b>	<b>71</b>	<b>15</b>	<b>13</b>	<b>0</b>	<b>2</b>	<b>200</b>

Total FG%	1st: 15-32 (46.9%)	2nd: 15-28 (53.6%)	Game: 50.0%
3-Pt FG%	1st: 2-11 (18.2%)	2nd: 3-9 (33.3%)	Game: 25.0%
F Throw%	1st: 1-1 (100.0%)	2nd: 5-9 (55.6%)	Game: 60.0%

Duke	FG	3FG	FT	O-D-R	PF	PTS	A	TO	B	S	MIN
Quinn Cook, g	7-12	3-4	2-2	1-2-3	2	19	6	0	0	1	36
Tyus Jones, g	4-5	2-3	7-7	0-0-0	0	17	4	0	0	2	31
Justise Winslow, f	4-11	1-2	6-9	1-5-6	3	15	3	2	1	0	36
Jahlil Okafor, c	8-10	0-0	1-2	1-4-5	4	17	1	3	2	2	30
Amile Jefferson, f	2-3	0-0	2-4	1-3-4	2	6	0	1	1	0	21
Grayson Allen	0-1	0-0	0-0	0-1-1	0	0	0	0	0	0	1
Matt Jones	1-4	0-2	2-2	0-0-0	3	4	1	0	0	0	22
Rasheed Sulaimon	1-4	1-3	0-0	0-1-1	0	3	0	2	0	1	12
Semi Ojeleye	0-0	0-0	0-0	0-1-1	0	0	0	0	0	0	2
Marshall Plumlee	0-0	0-0	0-0	0-1-1	2	0	0	0	1	0	9
Team				1-2-3							
<b>Totals</b>	<b>27-50</b>	<b>7-14</b>	<b>20-26</b>	<b>5-20-25</b>	<b>16</b>	<b>81</b>	<b>15</b>	<b>8</b>	<b>5</b>	<b>6</b>	<b>200</b>

Total FG%	1st: 14-25 (56.0%)	2nd: 13-25 (52.0%)	Game: 54.0%
3-Pt FG%	1st: 4-9 (44.4%)	2nd: 3-5 (60.0%)	Game: 50.0%
F Throw%	1st: 8-10 (80.0%)	2nd: 12-16 (75.0%)	Game: 76.9%

**Officials:** Terry Wymer, Pat Driscoll, Mike Eades

**Attendance:** 19,306

**Halftime Score:** Duke, 40-33

**Record:** MSU 1-1, Duke 3-0

**Key Moment:** MSU trimmed Duke's 10-point lead to three points at 51-48 with 12:19 remaining. The Spartans however would miss two shots and commit a turnover on their next three possessions as the Blue Devils pushed their lead back to 10 points. MSU never got closer than seven points after that.

**Notes:** MSU fell to 2-2 in Champions Classic history, tied with Kentucky for the second-best record in the event ... Travis Trice grabbed a career-best six rebounds and tied his then career high with eight assists ... MSU held a 35-25 rebounding margin and an 11-3 advantage in second-chance points, grabbing 13 offensive rebounds ... Duke out-scored MSU 20-6 at the foul line and 24-4 in points off turnovers ... Junior transfer Bryn Forbes made his first start with the Spartans, hitting three 3-pointers.



Branden Dawson led MSU with 18 points against Duke, hitting 8-of-10 shots from the field.



In just six minutes of action against the Blue Devils, Colby Wollenman established a career high with four points.





## 2014-15 BOX SCORES

03

#19/19 Michigan State ..... 87  
 Loyola Chicago ..... 52  
 Nov. 21, 2014 • East Lansing, Mich. • Breslin Center

Loyola Chicago	FG	3FG	FT	O-D-R	PF	PTS	A	T	B	S	MIN
Devon Turk, g	1-7	1-5	0-0	0-1-1	0	3	4	1	0	0	18
Joe Crisman, g	1-2	1-2	0-0	0-4-4	1	3	0	1	0	1	18
Montel James, f	3-6	0-0	0-0	0-1-1	1	6	0	1	1	0	22
Christian Thomas, f	2-5	0-1	1-1	2-0-2	4	5	0	4	0	1	21
Milton Doyle, g	5-14	2-4	1-2	1-0-1	3	13	2	5	0	1	27
Donte Ingram	3-6	1-3	1-2	2-3-5	4	8	0	0	0	0	17
Earl Peterson	1-4	0-1	0-0	0-0-0	1	2	2	2	0	0	23
Jay Knuth	2-4	1-2	0-0	0-0-0	2	5	0	0	0	0	14
Julius Rajala	0-2	0-0	0-0	1-0-1	0	0	1	0	0	0	7
London Dokubo	0-0	0-0	0-0	1-1-2	0	0	0	0	0	0	3
Ben Richardson	2-6	1-2	2-3	0-3-3	1	7	1	0	0	2	19
Jeff White	0-2	0-0	0-0	0-1-1	1	0	3	2	0	0	11
Team	1-1-2										
<b>Totals</b>	<b>20-58</b>	<b>7-20</b>	<b>5-8</b>	<b>8-15-23</b>	<b>18</b>	<b>52</b>	<b>13</b>	<b>16</b>	<b>1</b>	<b>5</b>	<b>200</b>

Total FG%	1st: 6-25 (24.0%)	2nd: 14-33 (42.4%)	Game: 34.5%
3-Pt FG%	1st: 2-8 (25.0%)	2nd: 5-12 (41.7%)	Game: 35.0%
F Throw%	1st: 0-0 (0.0%)	2nd: 5-8 (62.5%)	Game: 62.5%

Michigan State	FG	3FG	FT	O-D-R	PF	PTS	A	T	B	S	MIN
Bryn Forbes, g	3-5	2-3	0-0	0-1-1	0	8	2	1	0	1	27
Matt Costello, f	6-10	0-0	1-2	2-9-11	2	13	1	2	1	1	22
Travis Trice, g	5-8	2-5	1-3	0-2-2	0	13	7	1	0	0	30
Branden Dawson, f	7-11	0-0	1-3	2-5-7	3	15	3	1	1	1	27
Denzel Valentine, g	5-10	2-5	0-0	0-6-6	1	12	7	3	0	2	30
Marvin Clark Jr.	5-6	3-4	2-3	2-1-3	3	15	0	1	1	1	12
Lourawls Nairn Jr.	1-2	0-0	1-2	0-1-1	1	3	7	3	0	0	21
Trevor Bohnhoff	0-0	0-0	0-0	0-0-0	0	0	0	0	0	0	2
Keenan Wetzel	0-1	0-1	0-0	0-0-0	0	0	0	0	0	0	3
Gavin Schilling	4-4	0-0	0-0	0-3-3	2	8	0	1	2	0	18
Colby Wollenman	0-0	0-0	0-0	1-3-4	1	0	0	1	0	0	8
Team	1-1-2										
<b>Totals</b>	<b>36-57</b>	<b>9-18</b>	<b>6-13</b>	<b>8-32-40</b>	<b>13</b>	<b>87</b>	<b>27</b>	<b>15</b>	<b>5</b>	<b>6</b>	<b>200</b>

Total FG%	1st: 17-28 (60.7%)	2nd: 19-29 (65.5%)	Game: 63.2%
3-Pt FG%	1st: 3-8 (37.5%)	2nd: 6-10 (60.0%)	Game: 50.0%
F Throw%	1st: 1-2 (50.0%)	2nd: 5-11 (45.5%)	Game: 46.2%

**Officials:** Steve McJunkins, Paul Szlec, Tyler Ford  
**Attendance:** 14,797      **Halftime Score:** MSU, 38-14  
**Record:** MSU 2-1, Loyola 2-1

**Key Moment:** MSU jumped all over Loyola early, scoring on six of its first eight possessions, and eight of its first 13, in taking a 17-2 lead less than nine minutes into the contest.

**Notes:** Matt Costello scored 13 points to go with 11 rebounds for his second-career double-double ... Three different Spartans (Nairn, Trice, Valentine) recorded seven assists, leading to 27 assists on 36 made field goals ... Michigan State improved to 98-18 all-time in home openers, including 20-0 under Tom Izzo ... MSU held Loyola to 14 first-half points, the fewest in a first half by a Spartan opponent since Arkansas-Pine Bluff scored 12 on Dec. 5, 2012 ... The Spartans shot 62.3 percent (36-of-57) from the field, marking their best percentage since shooting 65.8 percent vs. Northwestern on March 10, 2013 ... Marvin Clark Jr. scored 15 points, tying for the team high, and marking the first double-figure scoring effort of his career.



Tum Tum Nairn Jr. was one of three Spartans to dish out seven assists against Loyola, as MSU totaled 27 assists on 36 field goals.



Matt Costello scored 13 points to go with 11 rebounds for his second-career double-double.



## 2014-15 BOX SCORES

## SPARTANS

04

#20/19 Michigan State ..... 79  
 Santa Clara ..... 52  
 Nov. 24, 2014 • East Lansing, Mich. • Breslin Center

Michigan State	FG	3FG	FT	O-D-R	PF	PTS	A	T	B	S	MIN
Marvin Clark Jr., f	6-11	3-5	0-0	2-24	2	15	0	2	4	0	28
Bryn Forbes, g	3-8	3-7	1-2	1-34	2	10	2	2	0	1	31
Matt Costello, f	0-2	0-0	2-5	5-49	2	2	2	1	2	0	17
Travis Trice, g	6-15	5-11	2-3	0-33	1	19	8	1	2	1	33
Denzel Valentine, g	5-14	1-5	2-2	3-8-11	2	13	6	3	0	1	30
Lourawls Nairn Jr.	1-4	0-1	0-0	0-33	3	2	4	0	0	0	22
Trevor Bohnhoff	0-0	0-0	0-0	0-0-0	0	0	0	0	0	0	2
Keenan Wetzel	0-2	0-1	0-0	0-0-0	0	0	0	0	0	0	4
Gavin Schilling	6-8	0-0	2-3	7-4-11	2	14	0	1	1	1	18
Colby Wollenman	2-2	0-0	0-2	1-4-5	1	4	0	2	1	0	15
Team				2-0-2							
<b>Totals</b>	<b>29-66</b>	<b>12-30</b>	<b>9-17</b>	<b>21-31-52</b>	<b>15</b>	<b>79</b>	<b>22</b>	<b>12</b>	<b>10</b>	<b>4</b>	<b>200</b>

Total FG%	1st: 16-32 (50.0%)	2nd: 13-34 (38.2%)	Game: 43.9%
3-Pt FG%	1st: 6-16 (37.5%)	2nd: 6-14 (42.9%)	Game: 40.0%
F Throw%	1st: 2-7 (28.6%)	2nd: 7-10 (70.0%)	Game: 52.9%

Santa Clara	FG	3FG	FT	O-D-R	PF	PTS	A	T	B	S	MIN
Brandon Clark, g	2-13	1-5	4-4	2-24	3	9	4	2	0	0	28
Jarvis Pugh, g	2-7	1-2	0-0	1-0-1	5	5	0	0	0	0	18
Denzel Johnson, g	4-12	1-2	0-0	1-5-6	0	9	0	1	0	3	33
Matt Hubbard, f	1-5	0-3	0-0	1-34	1	2	0	2	0	0	26
J. Brownridge, g	3-12	2-5	4-4	1-4-5	1	12	1	1	1	1	31
Stephen Edwards	3-6	0-1	1-2	0-2-2	0	7	1	3	0	1	16
Evan Wardlow	1-1	0-0	0-0	0-0-0	1	2	0	1	0	0	9
Jalen Richard	1-2	0-1	0-0	0-1-1	0	2	0	1	0	1	10
Kai Healey	1-3	0-2	2-2	1-2-3	2	4	0	2	1	0	19
Nate Kratch	0-1	0-1	0-0	1-1-2	5	0	0	0	1	0	10
Team				5-1-6							
<b>Totals</b>	<b>18-62</b>	<b>5-22</b>	<b>11-12</b>	<b>13-21-34</b>	<b>18</b>	<b>52</b>	<b>6</b>	<b>13</b>	<b>3</b>	<b>6</b>	<b>200</b>

Total FG%	1st: 5-30 (16.7%)	2nd: 13-32 (40.6%)	Game: 29.0%
3-Pt FG%	1st: 2-13 (15.4%)	2nd: 3-9 (33.3%)	Game: 22.7%
F Throw%	1st: 2-2 (100.0%)	2nd: 9-10 (90.0%)	Game: 91.7%

**Officials:** Ray Perone, Glenn Mayborg, Rob Kueneman  
**Attendance:** 14,797 **Halftime Score:** MSU, 40-14  
**Record:** MSU 3-1, SCU 2-2

**Key Moment:** For the second straight game, MSU jumped out to a 17-2 lead. Santa Clara made just one of its first 10 shots and committed three turnovers in the first seven minutes.

**Notes:** Gavin Schilling posted his first-career double-double with 14 points and 11 rebounds, both career highs for the sophomore forward ... Freshman forward Marvin Clark Jr. earned his first career start in place of an ill Brandon Dawson, tying his season high with 15 points for the second consecutive game to go along with a season-high four blocked shots ... Michigan State held its opponent to 14 first-half points for the second-straight game, forcing the Broncos to shoot 5-30 (16.7%) from the floor in the opening half. Santa Clara shot just 29.0% (18-62) for the game - a season-low for a Spartan opponent ... Denzel Valentine recorded his fifth-career double-double with 13 points and 11 boards ... MSU's 21 offensive rebounds were the most in a game since grabbing 23 offensive boards vs. Illinois on Jan. 31, 2012.

05

#20/19 Michigan State ..... 77  
 Rider ..... 45  
 Nov. 27, 2014 • Lake Buena Vista, Fla. • HP Field House

Michigan State	FG	3FG	FT	O-D-R	PF	PTS	A	T	B	S	MIN
Marvin Clark Jr., f	3-4	2-3	0-0	1-23	4	8	2	1	0	0	16
Matt Costello, f	3-6	0-1	0-1	1-8-9	4	6	1	2	3	2	19
Bryn Forbes, g	5-10	2-5	3-3	0-1-1	1	15	2	1	0	1	28
Travis Trice, g	4-10	2-6	0-0	1-5-6	3	10	4	3	0	0	30
Denzel Valentine, g	6-13	5-8	2-2	1-4-5	1	19	2	2	0	0	32
Lourawls Nairn Jr.	0-2	0-0	1-2	0-1-1	0	1	2	1	0	0	20
Trevor Bohnhoff	0-0	0-0	0-0	0-0-0	0	0	0	0	0	0	3
Keenan Wetzel	1-2	1-2	0-0	1-1-2	1	3	0	0	0	0	9
Brandon Dawson	1-4	0-0	1-3	1-5-6	2	3	3	0	0	1	16
Gavin Schilling	3-3	0-0	4-4	2-4-6	4	10	0	3	0	0	16
Colby Wollenman	1-1	0-0	0-0	1-1-2	0	2	0	1	0	0	11
Team				0-1-1							
<b>Totals</b>	<b>27-55</b>	<b>12-25</b>	<b>11-15</b>	<b>9-33-42</b>	<b>20</b>	<b>77</b>	<b>16</b>	<b>14</b>	<b>3</b>	<b>4</b>	<b>200</b>

Total FG%	1st: 12-27 (44.4%)	2nd: 15-28 (53.6%)	Game: 49.1%
3-Pt FG%	1st: 5-10 (50.0%)	2nd: 7-15 (46.7%)	Game: 48.0%
F Throw%	1st: 3-5 (60.0%)	2nd: 8-10 (80.0%)	Game: 73.3%

Rider	FG	3FG	FT	O-D-R	PF	PTS	A	T	B	S	MIN
Kahlil Thomas, f	2-9	0-1	3-4	1-5-6	3	7	2	1	0	1	25
Matt Lopez, c	5-9	0-0	4-6	2-3-5	4	14	1	2	0	1	25
Zedric Sadler, g	2-4	0-0	1-2	1-34	0	5	0	0	0	0	27
Jimmie Taylor, g	1-12	0-5	1-2	2-1-3	2	3	0	1	0	1	30
Teddy Okereafor, g	1-11	1-4	1-2	4-1-5	0	4	0	3	0	2	33
Anthony D'Orazio	2-5	0-1	0-0	3-2-5	1	4	0	1	0	0	16
Xavier Lundy	1-5	0-2	1-2	0-1-1	4	3	0	1	1	0	13
Anthony Durham	0-1	0-0	0-0	0-0-0	0	0	0	0	0	0	5
Shawn Valentine	0-1	0-0	0-0	1-0-1	0	0	0	1	0	0	1
Kahlil Alford	1-2	0-0	1-1	2-1-3	0	3	0	0	1	0	11
Emerson Bursis	0-0	0-0	0-0	0-1-1	0	0	0	0	0	0	1
Kenny Grant	1-3	0-0	0-0	0-3-3	4	2	0	1	0	1	13
Team				1-0-1							
<b>Totals</b>	<b>16-62</b>	<b>1-13</b>	<b>12-19</b>	<b>17-21-38</b>	<b>18</b>	<b>45</b>	<b>3</b>	<b>11</b>	<b>1</b>	<b>7</b>	<b>200</b>

Total FG%	1st: 4-29 (13.8%)	2nd: 12-33 (36.4%)	Game: 25.8%
3-Pt FG%	1st: 1-8 (12.5%)	2nd: 0-5 (0.0%)	Game: 7.7%
F Throw%	1st: 2-5 (40.0%)	2nd: 10-14 (71.4%)	Game: 63.2%

**Officials:** Ray Natili, Raymond Styons, Tim Clougherty  
**Attendance:** 3,216 **Halftime Score:** MSU, 32-11  
**Record:** MSU 4-1, Rider 2-3

**Key Moment:** After jumping out to a 10-1 lead, MSU led 10-6 at the 15:11 mark. The Spartans then methodically built their lead with an 11-1 run to take a commanding 21-7 lead. Rider never got closer than 12 points after that.

**Notes:** Denzel Valentine scored 19 points, including 17 in the second half, connecting on five 3-pointers after the break ... MSU held a 32-11 lead at the half, holding Rider to the fewest first-half points by a Spartan opponent since Penn State scored 11 on Jan. 22, 2003 ... Bryn Forbes scored a season-high 15 points ... Rider's .077 3-point FG% was a season low for a Spartan opponent ... MSU improved to 1-1 in the Orlando Classic quarterfinals, after falling to Maryland in the 2008 quarterfinals ... MSU held Rider's three-leading scorers to a combined 12 points on 4-of-27 shooting, after Teddy Okereafor, Zedric Sadler and Jimmie Taylor entered the game averaging a combined 35.6 points.



## 2014-15 BOX SCORES



Starting against Santa Clara in place of an ill Branden Dawson, Marvin Clark Jr. scored 15 points for the second straight contest.



Denzel Valentine scored 25 points against Marquette, establishing a career high at the time. His six 3-pointers contributed to MSU's 12-of-23 team effort behind the arc.

06

#20/19 Michigan State ..... 79  
Marquette ..... 68  
Nov. 28, 2014 • Lake Buena Vista, Fla. • HP Field House

Michigan State	FG	3FG	FT	O-D-R	PF	PTS	A	TO	B	S	MIN
Marvin Clark Jr., f	3-6	2-4	2-2	0-1-1	2	10	0	1	0	0	17
Matt Costello, f	1-1	0-0	2-2	2-3-5	2	4	0	1	1	0	20
Bryn Forbes, g	3-4	2-3	1-1	0-0-0	2	9	0	1	0	1	18
Travis Trice, g	6-12	2-6	5-6	1-5-6	2	19	7	1	0	1	37
Denzel Valentine, g	8-14	6-10	3-4	0-3-3	2	25	2	7	1	2	39
Lourawls Nairn Jr.	1-2	0-0	0-0	0-1-1	2	2	3	2	0	2	26
Branden Dawson	2-3	0-0	1-2	0-8-8	2	5	2	2	1	1	28
Gavin Schilling	2-3	0-0	1-1	0-0-0	4	5	0	0	3	0	9
Colby Wollenman	0-0	0-0	0-0	0-1-1	0	0	0	1	0	0	6
Team				2-1-3							
<b>Totals</b>	<b>26-45</b>	<b>12-23</b>	<b>15-18</b>	<b>5-23-28</b>	<b>18</b>	<b>79</b>	<b>14</b>	<b>16</b>	<b>6</b>	<b>7</b>	<b>200</b>

Total FG%	1st: 12-21 (57.1%)	2nd: 14-24 (58.3%)	Game: 57.8%
3-Pt FG%	1st: 5-12 (41.7%)	2nd: 7-11 (63.6%)	Game: 52.2%
F Throw%	1st: 6-6 (100%)	2nd: 9-12 (75.0%)	Game: 83.3%

Marquette	FG	3FG	FT	O-D-R	PF	PTS	A	TO	B	S	MIN
Juan Anderson, f	3-7	1-1	0-0	0-1-1	5	7	2	1	0	0	26
Steve Taylor Jr., f	4-6	0-0	2-3	1-6-7	3	10	3	1	0	2	33
Duane Wilson, g	6-11	2-3	1-2	0-1-1	2	15	3	3	0	3	30
Derrick Wilson, g	2-7	0-1	3-4	1-0-1	1	7	0	0	0	0	32
Matt Carlino, g	4-13	2-6	4-4	1-6-7	2	14	4	3	0	3	38
Sandy Cohen	0-1	0-0	0-0	0-0-0	1	0	0	0	0	0	2
Jajuan Johnson	2-4	1-3	0-0	1-0-1	2	5	1	1	0	0	20
Deonte Burton	4-7	0-0	2-5	3-1-4	1	10	0	3	0	0	19
Team				5-2-7							
<b>Totals</b>	<b>25-56</b>	<b>6-14</b>	<b>12-18</b>	<b>12-17-29</b>	<b>17</b>	<b>68</b>	<b>13</b>	<b>12</b>	<b>0</b>	<b>8</b>	<b>200</b>

Total FG%	1st: 14-33 (42.4%)	2nd: 11-23 (47.8%)	Game: 44.6%
3-Pt FG%	1st: 5-11 (45.5%)	2nd: 1-3 (33.3%)	Game: 42.9%
F Throw%	1st: 1-3 (33.3%)	2nd: 11-15 (73.3%)	Game: 66.7%

**Officials:** Roger Ayers, Brian O'Connell, Zelton Steed  
**Attendance:** 3,449  
**Halftime Score:** MSU, 35-34  
**Record:** MSU 5-1, MU 3-3


**Key Moment:** Leading 50-46 early in the second half, MSU went on a 15-3 run to take a 65-49 lead. The run was capped by a steal and layup from Tum Tum Nairn Jr., followed by another steal by Nairn, resulting in a fast-break 3-pointer from Travis Trice.

**Notes:** Denzel Valentine scored a then career-high 25 points, including connecting on a then career-high six 3-pointers ... Michigan State hit 12 3-pointers, shooting .522 from behind the arc ... MSU committed 16 turnovers, leading to 20 Marquette points ... The Spartans recorded seven steals ... Gavin Schilling blocked a career-best three shots ... MSU shot .833 from the foul line ... MSU opened the second half by making 11 of its first 13 shots over the first 8:53.



## 2014-15 BOX SCORES

## SPARTANS



Gavin Schilling made his first start of the season against Kansas, scoring six points in 14 minutes of action.



Travis Trice scored 14 points vs. Kansas to earn a spot on the Orlando Classic All-Tournament Team, along with teammate Denzel Valentine.



07

#11/12 Kansas ..... 61  
#20/19 Michigan State ..... 56  
Nov. 30, 2014 • Lake Buena Vista, Fla. • HP Field House

Kansas	FG	3FG	FT	O-D-R	PF	PTS	A	TO	B	S	MIN
Landen Lucas, f	3-3	0-0	0-0	1-2-3	2	6	0	2	0	0	8
Perry Ellis, f	7-15	0-3	3-7	2-7-9	3	17	0	0	0	0	30
Frank Mason III, g	3-4	0-1	4-4	1-9-10	1	10	5	3	0	1	36
Wayne Selden Jr., g	0-10	0-3	5-6	2-3-5	3	5	2	3	1	1	36
Svi Mykhailuk, g	4-10	3-6	0-0	1-3-4	1	11	0	1	0	1	32
Cliff Alexander	1-5	0-0	4-7	3-5-8	3	6	0	1	4	0	26
Devonte' Graham	0-1	0-0	0-0	0-0-0	3	0	0	0	0	0	5
Kelly Oubre Jr.	0-1	0-0	0-0	0-0-0	0	0	0	0	0	0	6
Brannen Greene	0-1	0-1	0-0	1-2-3	0	0	1	2	0	0	6
Jamari Traylor	2-4	0-0	2-3	1-0-1	1	6	0	0	0	0	15
Team	1-0-1										
<b>Totals</b>	<b>20-54</b>	<b>3-14</b>	<b>18-27</b>	<b>13-31-44</b>	<b>17</b>	<b>61</b>	<b>8</b>	<b>12</b>	<b>5</b>	<b>3</b>	<b>200</b>
Total FG%	1st: 12-31 (38.7%)			2nd: 8-23 (34.8%)			Game: 37.0%				
3-Pt FG%	1st: 2-10 (20.0%)			2nd: 1-4 (25.0%)			Game: 21.4%				
F Throw%	1st: 9-15 (60.0%)			2nd: 9-12 (75.0%)			Game: 66.7%				

Michigan State	FG	3FG	FT	O-D-R	PF	PTS	A	TO	B	S	MIN
Gavin Schilling, f	2-3	0-0	2-2	2-2-4	4	6	0	2	2	0	14
Branden Dawson, f	4-15	0-0	0-1	2-7-9	4	8	0	0	1	2	24
Bryn Forbes, g	2-3	1-2	2-2	0-2-2	1	7	1	0	0	0	36
Travis Trice, g	3-14	2-6	6-8	2-2-4	1	14	2	1	0	2	34
Denzel Valentine, g	5-8	3-5	1-2	2-5-7	3	14	0	3	0	1	32
Marvin Clark Jr.	0-7	0-4	0-0	0-0-0	2	0	0	0	0	0	7
Matt Costello	2-4	0-0	0-0	0-3-3	3	4	1	1	0	0	15
Lourawls Nairn Jr.	1-4	0-0	1-2	0-0-0	1	3	1	0	0	0	18
Trevor Bohnhoff	0-0	0-0	0-0	1-0-1	0	0	0	0	0	0	2
Colby Wollenman	0-1	0-0	0-0	0-5-5	3	0	0	0	1	0	18
Team	1-0-1										
<b>Totals</b>	<b>19-59</b>	<b>6-17</b>	<b>12-17</b>	<b>10-26-36</b>	<b>22</b>	<b>56</b>	<b>5</b>	<b>7</b>	<b>4</b>	<b>5</b>	<b>200</b>
Total FG%	1st: 11-26 (42.3%)			2nd: 8-33 (24.2%)			Game: 32.2%				
3-Pt FG%	1st: 5-8 (62.5%)			2nd: 1-9 (11.1%)			Game: 35.3%				
F Throw%	1st: 9-13 (69.2%)			2nd: 3-4 (75.0%)			Game: 70.6%				

**Officials:** Karl Hess, Roger Ayers, Jeff Clark

**Attendance:** 4,842

**Halftime Score:** MSU, 36-35

**Record:** KU 5-1, MSU 5-2

**Key Moment:** Travis Trice hit a transition 3-pointer with 1:37 left to cut MSU's deficit to 59-56. The Spartans then forced a Kansas turnover. In MSU's ensuing possession, the Spartans got the ball to Branden Dawson in the post, however, he missed a pair of shots at the rim. Kansas got the rebound and secured the win by making a pair of foul shots.

**Notes:** Travis Trice and Denzel Valentine were named to the Orlando Classic All-Tournament Team ... Michigan State committed just seven turnovers ... Michigan State shot a season-low 32.2 percent from the field, including just 24.2 percent in the second half ... Gavin Schilling made his first start of the season ... Colby Wollenman played a career-high 18 minutes, matching his career high with five rebounds ... Trevor Bohnhoff saw the first first-half minutes of his career, grabbing a rebound in two minutes.





## 2014-15 BOX SCORES

08

Notre Dame ..... 79  
 #19/18 Michigan State ..... 78 OT  
 Dec. 3, 2014 • Notre Dame, Ind. • Joyce Center

Michigan State	FG	3FG	FT	O-D-R	PF	PTS	A	T	B	S	MIN
Branden Dawson, f	8-19	0-0	0-0	9-9-18	2	16	2	4	1	0	39
Gavin Schilling, f	4-7	0-0	1-4	4-2-6	3	9	2	1	1	0	32
Bryn Forbes, g	7-7	4-4	0-0	0-1-1	3	18	2	1	0	1	37
Travis Trice, g	3-13	1-5	0-0	0-2-2	5	7	5	2	0	1	37
Denzel Valentine, g	7-13	4-7	4-5	1-4-5	4	22	2	2	1	0	42
Marvin Clark Jr.	0-0	0-0	0-0	0-1-1	1	0	0	1	0	0	4
Alvin Ellis III	0-2	0-1	0-0	0-0-0	1	0	0	0	0	0	5
Matt Costello	2-3	0-0	0-0	1-2-3	2	4	0	0	1	0	13
Lourawls Nairn Jr.	0-0	0-0	0-0	0-2-2	1	0	3	1	0	0	14
Colby Wollenman	1-1	0-0	0-0	0-0-0	0	2	0	0	1	0	2
Team	3-2-5										
<b>Totals</b>	<b>32-65</b>	<b>9-17</b>	<b>5-9</b>	<b>18-25-43</b>	<b>22</b>	<b>78</b>	<b>16</b>	<b>12</b>	<b>5</b>	<b>2</b>	<b>225</b>
Total FG%	1st: 14-31 (45.2%) 2nd: 14-26 (53.8%) OT: 4-8 (50.0%) Game: 49.2%										
3-Pt FG%	1st: 5-10 (50.0%) 2nd: 3-5 (60.0%) OT: 1-2 (50.0%) Game: 52.9%										
F Throw%	1st: 2-2 (100.0%) 2nd: 1-3 (33.3%) OT: 2-4 (50.0%) Game: 55.6%										

Notre Dame	FG	3FG	FT	O-D-R	PF	PTS	A	T	B	S	MIN
Zach Auguste, f	2-7	0-0	0-1	0-4-4	2	4	0	0	0	0	19
D. Jackson, g	7-11	2-5	6-8	1-0-1	1	22	0	1	0	2	44
Jerian Grant, g	9-17	2-8	7-8	1-3-4	3	27	6	2	1	3	45
P. Connaughton, g	3-11	1-6	5-5	2-6-8	2	12	0	0	2	2	44
Steve Vasturia, g	4-7	2-4	2-3	0-1-1	4	12	1	1	0	0	42
Austin Torres	1-1	0-0	0-0	1-3-4	0	2	0	0	0	0	19
Austin Burgett	0-0	0-0	0-0	0-0-0	2	0	0	0	0	0	1
Martinas Geben	0-2	0-0	0-0	0-0-0	0	0	0	0	0	0	11
Team	3-1-4										
<b>Totals</b>	<b>26-56</b>	<b>7-23</b>	<b>20-25</b>	<b>8-18-26</b>	<b>14</b>	<b>79</b>	<b>7</b>	<b>4</b>	<b>3</b>	<b>7</b>	<b>225</b>
Total FG%	1st: 14-28 (50.0%) 2nd: 10-23 (43.5%) OT: 2-5 (40.0%) Game: 46.4%										
3-Pt FG%	1st: 6-12 (50.0%) 2nd: 1-8 (12.5%) OT: 0-3 (0.0%) Game: 30.4%										
F Throw%	1st: 3-5 (60.0%) 2nd: 9-11 (81.8%) OT: 8-9 (88.9%) Game: 80.0%										

**Officials:** Brian Kersey, Brian O'Connell, James Breeding  
**Attendance:** 9,149 **Halftime Score:** ND, 37-35  
**End of Regulation:** 67-67  
**Record:** ND 7-1, MSU 5-3

**Key Moment:** MSU led 54-47 and was threatening to pull away. Following a Notre Dame basket, Branden Dawson turned the ball over and Demetrius Jackson converted on a transition layup and was fouled. Jackson missed the free throw, but the Irish got the rebound and would make two free throws, cutting MSU's lead to a single point.

**Notes:** MSU fell to 6-9 in ACC/Big Ten Challenge ... Branden Dawson grabbed a career-best 18 rebounds, matching the most by a Spartan since 2007 ... Dawson's nine offensive rebounds tied the third-best effort in MSU history (since 1986-87) ... The loss snapped MSU's streak of seven-straight wins in overtime games, dating back to a loss in the 2010 Big Ten Tournament ... Notre Dame hit 20-of-25 foul shots, compared to just 5-of-9 for Michigan State, marking season lows for free throws made and attempted for the Spartans ... MSU grabbed half of its missed shots, collecting 18 offensive rebounds, compared to 18 defensive rebounds for ND ... Notre Dame held a decisive 16-4 advantage in points off turnovers, committing just four turnovers, compared to 12 for Michigan State ... The contest featured 30 ties and 11 lead changes.



Bryn Forbes hit all seven shots from the field, including 4-of-4 from behind the arc, en route to 18 points against Notre Dame.



Branden Dawson grabbed a career-high 18 rebounds, matching the most by a Spartan since 2007.





## 2014-15 BOX SCORES

## SPARTANS

09

#19/18 Michigan State ..... 85  
 Arkansas-Pine Bluff ..... 52  
 Dec. 6, 2014 • East Lansing, Mich. • Breslin Center

Michigan State	FG	3FG	FT	O-D-R	PF	PTS	A	TO	B	S	MIN
Bryn Forbes, g	4-7	4-7	0-0	0-2-2	3	12	4	1	0	1	27
Travis Trice, g	5-9	3-6	2-3	0-4-4	1	15	3	1	0	0	27
Branden Dawson, f	15-10	0-0	2-3	3-4-7	1	12	4	2	1	1	24
Gavin Schilling, f	3-4	0-0	1-6	0-5-5	1	7	1	1	0	1	19
Denzel Valentine, g	3-6	2-3	0-0	1-5-6	1	8	8	1	2	1	29
Marvin Clark Jr.	3-4	1-2	3-3	1-4-5	3	10	0	3	1	1	15
Alvin Ellis III	1-2	0-0	0-1	0-0-0	1	2	0	2	1	2	8
Matt Costello	5-6	0-0	5-6	3-2-5	1	15	0	3	0	1	19
Lourawls Nairn Jr.	0-0	0-0	1-3	0-1-1	2	1	6	3	0	0	17
Trevor Bohnhoff	0-0	0-0	1-2	0-0-0	0	1	0	0	0	0	2
Keenan Wetzel	0-0	0-0	0-0	0-1-1	0	0	0	1	0	0	5
Colby Wollenman	1-2	0-0	0-0	2-1-3	0	2	1	0	0	0	8
Team				0-3-3							
<b>Totals</b>	<b>30-50</b>	<b>10-18</b>	<b>15-27</b>	<b>10-32-42</b>	<b>14</b>	<b>85</b>	<b>27</b>	<b>18</b>	<b>5</b>	<b>8</b>	<b>200</b>

Total FG%	1st: 19-29 (65.6%)	2nd: 11-21 (52.4%)	Game: 60.0%
3-Pt FG%	1st: 6-10 (60.0%)	2nd: 4-8 (50.0%)	Game: 55.6%
F Throw%	1st: 10-15 (66.7%)	2nd: 5-12 (41.7%)	Game: 55.6%

Arkansas Pine-Bluff	FG	3FG	FT	O-D-R	PF	PTS	A	TO	B	S	MIN
Marcel Mosley, g	6-17	3-9	4-4	0-0-0	2	19	4	2	0	5	33
Jaylor Flord, f	0-2	0-1	0-2	1-5-6	3	0	0	2	0	1	25
Tevin Hammond, g	2-11	1-5	2-5	0-3-3	4	7	1	4	0	4	31
JoVaughn Love, f	3-12	0-2	5-6	2-6-8	1	11	1	1	1	2	28
G. Robinson, g	5-9	2-5	1-2	1-1-2	2	13	2	2	0	2	27
Thaddeus Handley	0-1	0-1	0-2	0-0-0	2	0	0	1	0	0	8
DeAndre McIntyre	0-1	0-0	0-0	1-1-2	0	0	0	1	0	0	8
Austin Cox	0-0	0-0	0-0	0-0-0	0	0	0	0	0	0	2
Trent Whiting	1-2	0-1	0-0	1-0-1	1	2	1	2	0	1	13
Larry Johnson	0-0	0-0	0-0	0-0-0	1	0	0	0	0	0	3
Chauncy Parker	0-0	0-0	0-0	0-0-0	1	0	0	0	0	0	4
Devin Berry	0-0	0-0	0-0	0-1-1	4	0	0	0	2	0	18
Team				5-0-5				2			
<b>Totals</b>	<b>17-55</b>	<b>6-24</b>	<b>12-21</b>	<b>11-17-28</b>	<b>23</b>	<b>52</b>	<b>9</b>	<b>17</b>	<b>3</b>	<b>15</b>	<b>200</b>

Total FG%	1st: 6-25 (24.0%)	2nd: 11-30 (36.7%)	Game: 30.9%
3-Pt FG%	1st: 1-9 (11.1%)	2nd: 5-15 (33.3%)	Game: 25.0%
F Throw%	1st: 7-10 (70.0%)	2nd: 5-11 (45.5%)	Game: 57.1%

**Officials:** Eric Curry, Courtney Green, Rob Riley  
**Attendance:** 14,797 **Halftime Score:** MSU, 54-20  
**Record:** MSU 6-3, UAPB 1-7

**Key Moment:** MSU opened the game by making three 3-pointers and converting on a three-point play in its first five possessions to jump out to a 12-2 lead.

**Notes:** Michigan State's 54 first-half points were the most in an opening half since scoring 55 vs. Iowa on March 9, 2012 ... The Spartans recorded an assist on 27 of 30 baskets, including 18 of 19 in the first half ... Matt Costello scored a then career-high 15 points ... Denzel Valentine dished out a season-high eight assists ... Michigan State shot 55.6 percent (10-18) from 3-point range, including 60.0 percent (6-10) in the first half ... MSU held a 31-2 edge in bench points, as 11 different Spartans recorded a point ... The Spartans held a 34-12 edge in points in the paint ... MSU had just five first-half turnovers, but committed 13 in the second half.



Colby Wollenman logged eight minutes against Arkansas-Pine Bluff.



Marvin Clark Jr., was one of five Spartans in double figures against UAPB.



Keenan Wetzel was one of 12 Spartans to see action against the Golden Lions, playing five minutes off the bench.



## 2014-15 BOX SCORES



Alvin Ellis III scored his first points of the season against Oakland, appearing in just his fourth game of 2014-15 due to injury.



Denzel Valentine led all scorers in the game with 19, while also dishing out four assists. Fifteen of Valentine's 19 came from behind the 3-point arc.



#/23 Michigan State . . . . . 87  
Oakland . . . . . 61  
Dec. 14, 2014 • East Lansing, Mich. • Breslin Center

Michigan State	FG	3FG	FT	O-D-R	PF	PTS	A	T	B	S	MIN
Bryn Forbes, g	5-6	2-2	0-0	0-2-2	0	12	1	1	0	1	26
Travis Trice, g	2-6	2-4	0-0	0-3-3	1	6	8	2	0	1	25
Branden Dawson, f	7-14	0-0	1-4	2-4-6	3	15	2	1	0	3	21
Gavin Schilling, f	2-4	0-0	0-3	2-4-6	2	4	0	0	0	0	17
Denzel Valentine, g	7-12	5-6	0-0	1-2-3	1	19	4	1	0	1	28
Marvin Clark Jr.	4-6	1-2	3-5	2-2-4	1	12	0	0	0	1	16
Alvin Ellis III	0-2	0-2	2-2	0-3-3	2	2	4	0	0	1	17
Matt Costello	5-6	0-0	1-1	0-3-3	3	11	1	1	1	0	19
Lourawls Nairn Jr.	0-1	0-0	1-2	1-4-5	4	1	5	2	0	2	20
Trevor Bohnhoff	0-0	0-0	1-2	0-0-0	0	1	0	0	0	0	3
Keenan Wetzel	0-1	0-1	0-0	0-0-0	0	0	0	0	0	0	4
Colby Wollenman	2-3	0-0	0-0	1-1-2	1	4	0	0	0	0	4
Team				0-0-0							
<b>Totals</b>	<b>34-61</b>	<b>10-17</b>	<b>9-19</b>	<b>9-28-37</b>	<b>18</b>	<b>87</b>	<b>25</b>	<b>8</b>	<b>1</b>	<b>10</b>	<b>200</b>

Total FG%	1st: 18-30 (60.0%)	2nd: 16-31 (51.6%)	Game: 55.7%
3-Pt FG%	1st: 7-11 (63.6%)	2nd: 3-6 (50.0%)	Game: 58.8%
F Throw%	1st: 1-3 (33.3%)	2nd: 8-16 (50.0%)	Game: 47.4%

Oakland	FG	3FG	FT	O-D-R	PF	PTS	A	T	B	S	MIN
Nick Daniels, g	1-4	0-2	1-4	0-0-0	1	3	4	1	0	0	16
Kahlil Felder, g	3-12	1-4	6-6	0-3-3	2	13	5	5	0	2	35
Tommie McCune, f	3-7	0-2	2-2	1-6-7	3	8	1	1	0	0	20
Femi Olujobi, f	0-0	0-0	0-0	0-0-0	3	0	0	2	0	0	10
Corey Petros, g	6-13	0-0	1-5	3-7-10	4	13	2	3	0	0	33
Ralph Hill	0-1	0-1	2-2	1-0-1	0	2	0	0	0	0	6
Dante Williams	5-11	3-8	2-3	1-2-3	1	15	1	1	1	1	33
Jalen Hayes	1-1	0-0	0-0	1-1-2	2	2	0	0	0	0	16
Max Hooper	2-3	1-2	0-0	0-1-1	0	5	1	2	0	0	18
Tom Cotter	0-0	0-0	0-0	0-0-0	0	0	0	0	0	0	3
Alek Frascione	0-0	0-0	0-0	0-1-1	1	0	1	0	0	0	3
Collin Weaver	0-1	0-1	0-0	0-0-0	0	0	0	0	0	0	7
Team				1-3-4							
Totals	21-53	5-20	14-22	8-24-32	17	61	15	15	1	4	200

Total FG%	1st: 12-32 (37.5%)	2nd: 9-21 (42.9%)	Game: 39.6%
3-Pt FG%	1st: 4-12 (33.3%)	2nd: 1-8 (12.5%)	Game: 25.0%
F Throw%	1st: 3-4 (75.0%)	2nd: 11-18 (61.1%)	Game: 63.6%

**Officials:** Terry Wymer, Lamont Simpson, Lewis Garrison  
**Attendance:** 14,797 **Halftime Score:** MSU, 44-31  
**Record:** MSU 7-3, Oakland 4-6

**Key Moment:** Leading 30-26, MSU closed the first half on a 14-5 run to take a 44-31 halftime lead, and never led by fewer than 13 points after that.

**Notes:** Michigan State shot 58.8 percent from 3-point range ... Five Spartans scored in double figures for the fourth time on the season, matching the number of occurrences from 2013-14 ... MSU recorded 10 steals, resulting in a 25-8 edge in fast break points ... Bryn Forbes surpassed 1,000 points for his career ... MSU committed eight turnovers, including just two in the second half ... MSU's defense held Oakland to 61 points on a .396 field-goal percentage, both of which were season lows at the time for the Grizzlies ... Oakland hit its first three 3-point attempts in the first seven minutes, but connected on just two of its next 17 attempts.



## 2014-15 BOX SCORES

## SPARTANS



After missing the first 10 games due to injury, Javon Bess made his Spartan debut, pulling down five rebounds in nine minutes vs. Eastern Michigan.



The Spartans posted a strong defensive effort against Eastern Michigan, holding the Eagles to 22.6 percent shooting from the field.



#25/22 Michigan State . . . . . 66  
Eastern Michigan . . . . . 46  
Dec. 17, 2014 • East Lansing, Mich. • Breslin Center

Michigan State	FG	3FG	FT	O-D-R	PF	PTS	A	TO	B	S	MIN
Bryn Forbes, g	4-7	3-6	3-4	1-2-3	2	14	0	0	0	0	32
Travis Trice, g	5-12	3-7	0-0	0-1-1	1	13	6	3	0	1	35
Branden Dawson, f	1-5	0-0	2-2	3-4-7	1	4	1	3	0	1	18
Gavin Schilling, f	2-4	0-0	1-2	0-3-3	2	5	0	1	2	0	16
Denzel Valentine, g	2-6	1-4	0-0	1-6-7	3	5	8	2	1	1	33
Marvin Clark Jr.	4-8	0-2	3-5	2-4-6	3	11	0	2	0	0	13
Javon Bess	0-1	0-0	1-2	1-4-5	1	1	0	0	0	0	9
Alvin Ellis III	0-3	0-1	3-4	0-1-1	2	3	0	0	1	1	14
Matt Costello	2-5	0-0	6-6	3-6-9	3	10	1	1	1	0	22
Lourawls Nairn Jr.	0-1	0-0	0-0	0-1-1	0	0	1	0	0	0	5
Keenan Wetzel	0-1	0-1	0-0	0-0-0	1	0	0	0	0	0	1
Colby Wollenman	0-0	0-0	0-0	0-1-1	0	0	0	0	0	0	2
Team				0-3-3							
<b>Totals</b>	<b>20-53</b>	<b>7-21</b>	<b>19-25</b>	<b>11-36-47</b>	<b>19</b>	<b>66</b>	<b>17</b>	<b>12</b>	<b>5</b>	<b>4</b>	<b>200</b>

Total FG%	1st: 11-26 (42.3%)	2nd: 9-27 (33.3%)	Game: 37.7%
3-Pt FG%	1st: 5-12 (41.7%)	2nd: 2-9 (22.2%)	Game: 33.3%
F Throw%	1st: 7-8 (87.5%)	2nd: 12-17 (70.6%)	Game: 76.0%

Eastern Michigan	FG	3FG	FT	O-D-R	PF	PTS	A	TO	B	S	MIN
Raven Lee, g	3-12	1-5	5-5	0-0-0	3	12	2	1	0	1	24
Anali Okoloji, g	1-5	0-2	5-5	1-4-5	2	7	0	0	2	0	22
Karrington Ward, f	2-12	0-4	3-4	1-2-3	0	7	1	0	1	1	30
Ethan Alvano, f	1-7	1-3	0-0	1-1-2	0	3	1	2	0	1	14
Mike Samuels, g	0-0	0-0	0-2	1-3-4	5	0	0	1	1	1	11
Mike Talley	2-12	1-3	1-2	1-2-3	1	6	2	1	0	0	28
Brandon Nazione	3-5	0-0	0-1	1-2-3	1	6	1	2	1	0	16
Jordan Price	1-5	1-5	0-0	0-2-2	0	3	1	1	2	1	22
Olalekan Ajayi	1-2	0-0	0-0	2-4-6	4	2	0	0	1	1	21
Trent Perry	0-0	0-0	0-0	0-0-0	0	0	0	0	0	0	2
Jerome Hunter	0-1	0-0	0-0	0-3-3	3	0	0	0	2	0	8
Jordan Martin	0-1	0-0	0-0	0-0-0	0	0	0	0	0	0	2
Team				5-3-8							
<b>Totals</b>	<b>14-62</b>	<b>4-22</b>	<b>14-19</b>	<b>13-26-39</b>	<b>19</b>	<b>46</b>	<b>8</b>	<b>11</b>	<b>8</b>	<b>6</b>	<b>200</b>

Total FG%	1st: 6-32 (18.8%)	2nd: 8-30 (26.7%)	Game: 22.6%
3-Pt FG%	1st: 3-10 (30.0%)	2nd: 1-12 (8.3%)	Game: 18.2%
F Throw%	1st: 4-4 (100.0%)	2nd: 10-15 (66.7%)	Game: 73.7%

**Officials:** Mike Eades, Bill Ek, Donnie Eppley  
**Attendance:** 14,797 **Halftime Score:** MSU, 34-19  
**Record:** MSU 8-3, EMU 8-2

**Key Moment:** Leading 24-16 at the 4:31 mark, MSU pulled away with a 10-0 run, sparked by back-to-back 3-pointers from Travis Trice and Bryn Forbes on assists from Denzel Valentine.

**Notes:** Branden Dawson scored four points to surpass 1,000 for his career, before leaving the game with a wrist injury ... Dawson reached the 1,000-point milestone, one game after Bryn Forbes, marking just the second time two Spartans reached 1,000-career points in back-to-back games, joining Alan Anderson and Paul Davis on Feb. 12 & 16, 2005 ... MSU held Eastern Michigan to 22.6 percent shooting, the lowest percentage by a Spartan opponent since Nov. 18, 2012, when Texas Southern shot 21.1 percent ... MSU's 35 defensive rebounds were a season high ... Denzel Valentine matched his season high with eight assists, as MSU recorded 17 assists on 20 baskets ... After missing the first 10 games due to injury, Javon Bess made his Spartan debut, pulling down five rebounds.





## 2014-15 BOX SCORES

<b>12</b>	Texas Southern	71
	#25/22 Michigan State	64 OT
	Dec. 20, 2014 • East Lansing, Mich. • Breslin Center	

Michigan State	FG	3FG	FT	O-D-R	PF	PTS	A	T	B	S	MIN
Marvin Clark Jr., g	1-2	0-1	0-0	1-2-3	1	2	0	0	1	1	11
Bryn Forbes, g	1-9	1-9	3-4	1-0-1	1	6	1	0	0	0	36
Travis Trice, f	3-13	0-3	0-0	0-1-1	4	6	3	4	0	3	36
Gavin Schilling, f	4-6	0-0	1-5	2-1-3	2	9	1	2	0	0	23
Denzel Valentine, g	4-9	2-5	5-5	1-5-6	5	15	2	2	0	0	34
Javon Bess	1-5	0-1	1-4	5-3-8	3	3	3	0	1	1	17
Alvin Ellis III	1-4	1-2	0-0	0-0-0	0	3	0	1	0	0	8
Matt Costello	8-10	0-0	1-1	6-4-10	1	17	0	2	1	0	22
Lourawls Nairn Jr.	0-1	0-0	1-2	0-2-2	3	1	2	0	0	0	22
Colby Wollenman	1-2	0-0	0-0	1-3-4	2	2	1	2	0	0	16
Team				1-1-2							
<b>Totals</b>	<b>24-61</b>	<b>4-21</b>	<b>12-21</b>	<b>18-22-40</b>	<b>22</b>	<b>64</b>	<b>13</b>	<b>3</b>	<b>5</b>	<b>25</b>	

Total FG% 1st: 11-28 (39.3%) 2nd: 9-20 (45.0%) OT: 4-13 (30.8%) Game: 39.3%  
 3-Pt FG% 1st: 2-9 (22.2%) 2nd: 2-7 (28.6%) OT: 0-5 (0.0%) Game: 19.0%  
 F Throw% 1st: 6-8 (75.0%) 2nd: 5-9 (55.6%) OT: 1-4 (25.0%) Game: 57.1%

Texas Southern	FG	3FG	FT	O-D-R	PF	PTS	A	T	B	S	MIN
Deverell Biggs, g	1-3	0-1	0-0	0-1-1	1	2	1	2	0	1	19
Chris Thomas, g	7-11	1-2	7-10	1-1-2	2	22	1	2	1	1	41
Madarious Gibbs, f	3-7	0-1	3-6	1-8-9	3	9	4	2	0	0	45
Nevin Johnson, f	0-2	0-2	0-0	0-1-1	0	0	0	1	0	0	4
Nick Shepherd, g	0-2	0-0	0-0	0-1-1	4	0	0	0	0	2	17
Malcolm Riley	7-10	1-2	5-6	3-4-7	2	20	1	0	0	1	35
Tonnie Collier	0-0	0-0	0-0	0-1-1	1	0	1	2	0	0	6
David Blanks	2-4	1-1	0-0	0-4-4	2	5	3	1	0	0	30
Jason Carter	5-8	1-3	2-4	0-0-0	5	13	0	1	0	2	18
Joshua Friar	0-0	0-0	0-0	0-0-0	1	0	0	0	1	0	10
Team				0-2-2							
<b>Totals</b>	<b>25-47</b>	<b>4-12</b>	<b>17-26</b>	<b>5-23-28</b>	<b>21</b>	<b>71</b>	<b>11</b>	<b>2</b>	<b>7</b>	<b>25</b>	

Total FG% 1st: 10-22 (45.5%) 2nd: 13-22 (59.1%) OT: 2-3 (66.7%) Game: 53.2%  
 3-Pt FG% 1st: 2-5 (40.0%) 2nd: 2-7 (28.6%) OT: 0-0 (0.0%) Game: 33.3%  
 F Throw% 1st: 3-4 (75.0%) 2nd: 2-5 (40.0%) OT: 12-17 (70.6%) Game: 65.4%

**Officials:** Glenn Mayborg, Steve McJunkins, Tyler Ford  
**Attendance:** 14,797 **Halftime Score:** MSU, 30-25  
**End of Regulation:** 55-55  
**Record:** MSU 8-4, TSU 2-8

**Key Moment:** MSU led 50-42 after a Denzel Valentine 3-pointer with 8:00 left. Javon Bess was fouled on MSU's next possession with a chance to increase the lead to 10. However, he missed both foul shots and Texas Southern responded with an 11-2 run.

**Notes:** Entering the game shooting a nation's best .444 from 3-point range, MSU shot .190 from behind the arc ... Bryn Forbes hit just 1-of-9 shots, after entering the contest shooting .509 from 3-point range ... Texas Southern shot .591 from the field in the second half (.600 in the second half and overtime combined), the best effort for any Spartan opponent in a single half ... Texas Southern held a 15-4 edge in points off turnovers ... After taking a 50-42 lead with eight minutes left in the contest, MSU made just 5-of-18 shots from the field and 4-of-10 free throws, while committing six turnovers for the rest of the game ... Matt Costello scored a career-high 17 points on 8-of-10 shooting, adding 10 rebounds for his second double-double of the season.

<b>13</b>	Michigan State	82
	The Citadel	56
	Dec. 22, 2014 • East Lansing, Mich. • Breslin Center	

Michigan State	FG	3FG	FT	O-D-R	PF	PTS	A	T	B	S	MIN
Marvin Clark Jr., f	5-8	0-2	2-2	0-6-6	2	12	0	0	1	1	19
Bryn Forbes, g	2-4	1-2	2-2	0-1-1	1	7	2	0	0	0	19
Travis Trice, g	3-9	0-3	0-0	1-1-2	0	6	11	2	0	2	30
Gavin Schilling, f	5-6	0-0	1-2	0-4-4	2	11	0	0	0	1	21
Denzel Valentine, g	8-11	2-3	0-0	0-6-6	3	18	6	4	0	1	34
Javon Bess	2-2	0-0	4-6	2-3-5	2	8	0	0	0	1	15
Alvin Ellis III	2-3	1-1	1-2	0-0-0	2	6	1	1	0	2	19
Matt Costello	5-7	0-0	3-3	3-2-5	1	13	1	1	1	0	16
Lourawls Nairn Jr.	0-2	0-0	1-2	2-0-2	0	1	1	1	0	0	12
Trevor Bohnhoff	0-0	0-0	0-0	0-0-0	0	0	0	0	0	0	3
Colby Wollenman	0-1	0-0	0-0	0-1-1	2	0	1	1	0	0	12
Team				0-2-2							
<b>Totals</b>	<b>32-53</b>	<b>4-11</b>	<b>14-19</b>	<b>8-26-34</b>	<b>15</b>	<b>82</b>	<b>23</b>	<b>10</b>	<b>2</b>	<b>8</b>	<b>200</b>

Total FG% 1st: 15-28 (53.6%) 2nd: 17-25 (68.0%) Game: 60.4%  
 3-Pt FG% 1st: 1-6 (16.7%) 2nd: 3-5 (60.0%) Game: 36.4%  
 F Throw% 1st: 1-2 (50.0%) 2nd: 13-17 (76.5%) Game: 73.7%

The Citadel	FG	3FG	FT	O-D-R	PF	PTS	A	T	B	S	MIN
Warren Sledge, g	1-6	1-4	0-0	0-1-1	0	3	3	0	1	0	29
Ashton Moore, g	5-11	4-8	1-2	0-2-2	1	15	3	7	0	0	38
C.J. Bray, c	2-9	0-3	0-0	2-2-4	1	4	0	1	0	2	20
Quinton Marshall, g	2-4	0-0	0-1	0-0-0	2	4	3	3	0	0	23
P.J. Horgan, f	7-10	0-0	5-5	1-4-5	4	19	1	2	0	1	34
Brandon Thompson	1-1	1-1	0-0	0-0-0	0	3	1	0	0	0	3
Tim Broom	0-1	0-1	2-4	0-1-1	3	2	3	1	0	0	13
Jake Wright	2-6	2-4	0-0	0-0-0	2	6	1	0	0	0	27
Brian White	0-0	0-0	0-1	0-3-3	4	0	0	1	0	0	13
Team				1-2-3							
<b>Totals</b>	<b>20-48</b>	<b>8-21</b>	<b>8-13</b>	<b>4-15-19</b>	<b>17</b>	<b>56</b>	<b>15</b>	<b>1</b>	<b>3</b>	<b>200</b>	

Total FG% 1st: 10-23 (43.5%) 2nd: 10-25 (40.0%) Game: 41.7%  
 3-Pt FG% 1st: 4-9 (44.4%) 2nd: 4-12 (33.3%) Game: 38.1%  
 F Throw% 1st: 2-3 (66.7%) 2nd: 6-10 (60.0%) Game: 61.5%

**Officials:** Mike Sanzere, Kelly Pfeifer, Rob Kueneman  
**Attendance:** 14,797 **Halftime Score:** MSU, 32-26  
**Record:** MSU 9-4, The Citadel 4-7

**Key Moment:** MSU was trailing The Citadel, 26-25, following a lob dunk with 3:01 left in the first half. After a pair of Spartan layups, Michigan State closed the first half on a beautiful out-of-bounds play resulting in a Denzel Valentine 3-pointer off a great pass from Travis Trice. The shot gave MSU a 32-26 lead and all the momentum heading into the half.

**Notes:** After trailing 26-25, MSU went on a 26-0 run ... The Spartans held the Bulldogs without a field goal for 14:13 of game time, as The Citadel scored its first field goal of the second half with 8:48 remaining, stopping a 36-2 spurt ... Travis Trice dishd out a career-high 11 assists ... MSU out-scored The Citadel, 30-3, in fast-break points and 44-16 in the paint ... Michigan State scored a season-high 50 second-half points ... MSU missed its first five 3-point attempts, but made four of its last six, attempting a season-low 11 for the game ... MSU committed just three of its 10 turnovers in the second half ... Denzel Valentine made 8-of-11 field goals, while playing with glasses to protect a scratched cornea suffered two days earlier vs. Texas Southern.



## 2014-15 BOX SCORES

## SPARTANS

14

#12/11 Maryland ..... 68  
 Michigan State ..... 66 2OT  
 Dec. 30, 2014 • East Lansing, Mich. • Breslin Center

Michigan State	FG	3FG	FT	O-D-R	PF	PTS	A	TO	B	S	MIN
Bryn Forbes, g	3-8	2-5	1-2	0-0-0	3	9	2	3	0	2	40-
Travis Trice, g	7-22	3-11	9-10	0-0-0	4	26	6	1	0	4	44
Branden Dawson, f	4-11	0-0	1-5	4-7-11	0	9	2	2	2	1	43
Gavin Schilling, f	3-3	0-0	1-2	0-6-6	1	7	0	0	2	1	25
Denzel Valentine, g	1-9	0-5	2-2	2-6-8	5	4	4	3	0	2	29
Marvin Clark Jr.	0-1	0-1	0-0	0-0-0	2	0	0	2	1	0	8
Javon Bess	0-0	0-0	0-0	0-2-2	0	0	0	0	0	0	5
Alvin Ellis III	1-1	0-0	0-1	0-1-1	3	2	1	0	0	1	22
Matt Costello	2-6	0-0	5-6	2-4-6	4	9	0	1	0	0	25
Lourawls Nairn Jr.	0-4	0-0	0-0	0-1-1	5	0	0	0	0	0	9
Team				0-1-1				1			
<b>Totals</b>	<b>21-65</b>	<b>4-22</b>	<b>19-28</b>	<b>8-28-36</b>	<b>27</b>	<b>66</b>	<b>15</b>	<b>13</b>	<b>5</b>	<b>11</b>	<b>250</b>

Total FG% 1st: 5-24 (20.8%) 2nd: 11-28 (39.3%) OT: 5-13 (38.5%) Game: 32.3%  
 3-Pt FG% 1st: 1-7 (14.3%) 2nd: 3-10 (30.0%) OT: 1-5 (20.0%) Game: 22.7%  
 F Throw% 1st: 3-6 (50.0%) 2nd: 9-13 (69.2%) OT: 7-9 (77.8%) Game: 67.9%

Maryland	FG	3FG	FT	O-D-R	PF	PTS	A	TO	B	S	MIN
Melo Trimble, g	2-13	1-8	12-14	0-3-3	3	17	3	4	0	1	41
Jake Layman, f	2-4	0-2	0-2	2-7-9	4	4	0	2	2	2	36
Richaud Pack, g	1-4	1-3	6-6	1-4-5	0	9	0	1	0	0	37
Damonte Dodd, f	2-4	0-0	0-0	2-4-6	5	4	0	1	2	1	23
Dez Wells, g	5-14	1-2	5-6	1-6-7	2	16	5	7	0	2	40
Evan Smotrycz	3-7	1-3	2-2	1-7-8	5	9	0	2	0	0	18
Dion Wiley	0-2	0-2	0-0	1-0-1	0	0	0	2	0	0	10
Jared Nickens	0-3	0-2	0-0	0-0-0	0	0	0	0	0	1	16
Michal Cekovsky	1-3	0-0	0-0	1-1-2	1	2	0	1	0	0	10
Jon Graham	3-3	0-0	1-2	1-4-5	4	7	0	0	0	0	19
Team				2-4-6				1			
<b>Totals</b>	<b>19-57</b>	<b>4-22</b>	<b>26-32</b>	<b>12-40-52</b>	<b>24</b>	<b>68</b>	<b>8</b>	<b>21</b>	<b>4</b>	<b>7</b>	<b>250</b>

Total FG% 1st: 8-24 (33.3%) 2nd: 8-26 (30.8%) OT: 3-7 (42.9%) Game: 33.3%  
 3-Pt FG% 1st: 1-11 (9.1%) 2nd: 2-9 (22.2%) OT: 1-2 (50.0%) Game: 18.2%  
 F Throw% 1st: 0-0 (0.0%) 2nd: 13-16 (81.3%) OT: 13-16 (81.3%) Game: 81.3%

**Officials:** Terry Wymer, Gene Steratore, Tom Eades  
**Attendance:** 14,797 **Halftime Score:** UMD, 17-14  
**End of Regulation:** 48-48 **End of Overtime:** 55-55  
**Record:** MSU 9-5, 0-1, UMD 13-1, 1-0

**Key Moment:** MSU held a 48-45 lead after Matt Costello made 1-of-2 free throws with 12 seconds left. Maryland's Dez Wells answered with a 3-pointer with 2.2 seconds left to send the game into overtime.

**Notes:** Michigan State scored just 14 points in the first half, including just six points in the first 16:53 of the contest ... The 14 points were the lowest total in any half this season, and the fewest since scoring 12 points in the second half at Purdue on Feb. 7, 2007 ... MSU dropped its third-straight overtime game ... Travis Trice scored a career-high 26 points, including converting on 9-of-10 free throw attempts ... MSU recorded a season-high 11 steals, leading to a 20-8 edge in points off turnovers ... Tom Izzo dropped to 12-8 in Big Ten openers and 7-1 when the Big Ten opener was at home ... Maryland did not attempt a single free throw in the first half, but made 13-of-16 attempts in the second half, and 13-of-16 in overtime.



Branden Dawson dominated Indiana with 14 points, 13 rebounds and two blocks.



Tum Tum Nairn Jr. made his first-career start against Indiana, scoring seven points.



## 2014-15 BOX SCORES

15

Michigan State ..... 70  
Indiana ..... 50  
Jan. 5, 2015 • East Lansing, Mich. • Breslin Center

Michigan State	FG	3FG	FT	O-D-R	PF	PTS	A	T	B	S	MIN
Bryn Forbes, g	3-6	2-4	1-2	0-0-0	2	9	1	2	0	0	27
Lourawls Naim Jr., g	3-5	0-0	1-2	0-0-0	2	7	2	0	0	1	26
Brandon Dawson, f	7-10	0-0	0-0	5-8-13	1	14	2	3	2	2	35
Gavin Schilling, f	4-5	0-0	2-4	4-5-9	2	10	0	4	2	0	22
Denzel Valentine, g	6-18	2-5	1-2	3-3-6	1	15	4	1	0	0	25
Marvin Clark Jr.	1-2	0-0	0-0	2-0-2	1	2	1	0	0	0	5
Javon Bess	2-2	0-0	0-0	1-2-3	1	4	1	0	0	0	9
Alvin Ellis III	0-0	0-0	1-2	0-1-1	2	1	1	1	1	1	7
Matt Costello	1-3	0-0	0-0	0-7-7	0	2	1	0	2	0	16
Trevor Bohnhoff	0-0	0-0	0-0	0-0-0	0	0	0	0	0	0	1
Keenan Wetzel	0-1	0-1	0-0	0-0-0	0	0	0	0	0	0	1
Travis Trice	1-8	1-5	3-4	0-5-5	3	6	7	0	0	1	24
Colby Wollenman	0-0	0-0	0-0	0-0-0	0	0	1	0	0	0	2
Team	2-24										
<b>Totals</b>	<b>28-60</b>	<b>5-15</b>	<b>9-16</b>	<b>17-33-50</b>	<b>15</b>	<b>70</b>	<b>21</b>	<b>11</b>	<b>7</b>	<b>5</b>	<b>200</b>

Total FG%	1st: 15-34 (44.1%)	2nd: 13-26 (50.0%)	Game: 28-60 (46.7%)
3-Pt FG%	1st: 3-10 (30.0%)	2nd: 2-5 (40.0%)	Game: 5-15 (33.3%)
F Throw%	1st: 3-6 (50.0%)	2nd: 6-10 (60%)	Game: 9-16 (56.3%)

Indiana	FG	3FG	FT	O-D-R	PF	PTS	A	T	B	S	MIN
J. Blackmon, Jr., g	1-14	0-5	6-6	3-3-6	4	8	1	0	0	0	32
Robert Johnson, g	4-9	1-3	0-0	2-4-6	0	9	3	2	0	1	29
Troy Williams, f	0-2	0-0	0-0	0-1-1	2	0	1	1	0	1	17
Yogi Ferrell, g	6-16	3-10	2-2	0-3-3	1	17	3	1	0	0	35
H. Mosquera-Perea, f	0-1	0-0	0-0	0-1-1	2	0	0	0	1	0	10
Nick Zeisloft	1-6	1-6	1-1	0-0-0	0	4	0	1	0	0	17
Max Huetzel	1-3	0-0	0-0	1-2-3	1	2	0	0	0	0	14
Stanford Robinson	2-6	0-0	0-1	1-0-1	1	4	0	0	0	2	12
Emmitt Holt	2-3	0-0	0-0	1-1-2	2	4	0	1	0	0	22
Collin Hartman	0-0	0-0	2-3	0-1-1	0	2	0	0	0	0	12
Team	3-14										
<b>Totals</b>	<b>17-60</b>	<b>5-24</b>	<b>11-13</b>	<b>11-17-28</b>	<b>13</b>	<b>50</b>	<b>8</b>	<b>6</b>	<b>1</b>	<b>4</b>	<b>200</b>

Total FG%	1st: 5-28 (17.9%)	2nd: 12-32 (37.5%)	Game: 17-60 (28.3%)
3-Pt FG%	1st: 1-11 (9.1%)	2nd: 4-13 (30.8%)	Game: 5-24 (20.8%)
F Throw%	1st: 6-8 (75.0%)	2nd: 5-5 (100.0%)	Game: 11-13 (84.6%)

**Officials:** Pat Driscoll, John Higgins, Terry Oglesby  
**Attendance:** 14,797  
**Record:** MSU 10-5, 1-1; IU 11-4, 1-1  
**Halftime Score:** MSU, 36-17

**Key Moment:** Holding a 19-11 lead late in the first half, MSU got four straight points from Travis Trice. Indiana answered with a basket, only to watch Brandon Dawson dunk twice in transition sandwiched around a Denzel Valentine 3-pointer as MSU took a commanding 30-13 lead.

**Notes:** Michigan State held Indiana to a season-low 50 points on a season-low 28.3 percent shooting ... It marked the first time in 2014-15 the Hoosiers have been held under 70 points ... The Spartans grabbed half of their missed shots, recording 17 offensive rebounds, while Indiana tallied just 17 defensive rebounds, as MSU held a dominating 50-28 advantage on the glass ... Brandon Dawson recorded his second double-double of the season, notching 14 points and 13 rebounds ... Tum Tum Nairn Jr. made his first-career start and scored seven points.

16

Michigan State ..... 75  
Iowa ..... 61  
Jan. 8, 2015 • Iowa City, Iowa • Carver-Hawkeye Arena

Michigan State	FG	3FG	FT	O-D-R	PF	PTS	A	T	B	S	MIN
Brandon Dawson, f	17-13	0-0	0-0	2-13-15	2	14	2	4	0	0	36
Gavin Schilling, f	1-3	0-0	0-0	0-0-0	2	2	1	1	0	0	12
Bryn Forbes, g	2-3	1-1	3-3	0-0-0	2	8	0	1	0	1	22
Travis Trice, g	8-13	7-8	2-5	0-2-2	1	25	4	1	0	1	33
Denzel Valentine, g	6-14	4-7	2-2	3-9	4	18	6	1	0	1	32
Marvin Clark Jr.	0-0	0-0	2-2	0-0-0	2	2	0	0	0	0	2
Javon Bess	0-1	0-0	0-0	1-0-1	0	0	3	0	1	1	14
Alvin Ellis III	0-0	0-0	0-0	0-0-0	0	0	0	0	0	0	3
Matt Costello	1-2	0-0	0-0	0-3-3	3	2	1	1	2	1	19
Lourawls Nairn Jr.	2-4	0-1	0-0	0-0-0	0	4	2	1	0	0	18
Colby Wollenman	0-0	0-0	0-0	1-1-2	3	0	0	0	0	0	9
Team	1-2-3										
<b>Totals</b>	<b>27-53</b>	<b>12-17</b>	<b>9-12</b>	<b>8-27-35</b>	<b>21</b>	<b>75</b>	<b>19</b>	<b>11</b>	<b>3</b>	<b>5</b>	<b>200</b>

Total FG%	1st: 11-29 (37.9%)	2nd: 16-24 (66.7%)	Game: 50.9%
3-Pt FG%	1st: 4-8 (50.0%)	2nd: 8-9 (88.9%)	Game: 70.6%
F Throw%	1st: 2-2 (100.0%)	2nd: 7-10 (70.0%)	Game: 75.0%

Iowa	FG	3FG	FT	O-D-R	PF	PTS	A	T	B	S	MIN
Jarrod Uthoff, f	6-16	0-4	0-2	4-6-10	0	12	2	1	2	1	35
Aaron White, f	2-4	1-1	3-6	1-3-4	2	8	1	1	1	0	28
Adam Woodbury, c	1-3	0-0	3-4	1-2-3	2	5	1	1	0	0	15
Peter Jok, g	3-8	1-3	1-2	1-1-2	5	8	1	1	0	2	26
Mike Gesell, g	5-8	0-2	0-1	0-1-1	3	10	3	2	0	1	25
Gabriel Olasseni	5-9	0-0	8-9	0-4-4	1	18	0	1	0	0	26
Josh Oglesby	0-1	0-1	0-0	0-1-0	0	0	2	0	0	0	20
Anthony Clemmons	0-2	0-1	0-0	0-2-2	1	0	1	2	0	0	15
Dom Uhl	0-0	0-0	0-0	0-1-1	0	0	1	0	1	0	10
Team	1-0-1										
<b>Totals</b>	<b>22-51</b>	<b>2-12</b>	<b>15-24</b>	<b>8-21-29</b>	<b>14</b>	<b>61</b>	<b>12</b>	<b>9</b>	<b>4</b>	<b>4</b>	<b>200</b>

Total FG%	1st: 13-26 (50.0%)	2nd: 9-25 (36.0%)	Game: 43.1%
3-Pt FG%	1st: 1-5 (20.0%)	2nd: 1-7 (14.3%)	Game: 16.7%
F Throw%	1st: 12-14 (85.7%)	2nd: 3-10 (30.0%)	Game: 62.5%

**Officials:** Mike Eades, John Gaffney, Chris Beaver  
**Attendance:** 15,054  
**Record:** MSU 11-5, 2-1; Iowa 11-5, 2-1  
**Halftime Score:** IOWA, 39-28

**Key Moment:** MSU trailed 46-42 with 12:09 remaining. Travis Trice assisted on a pair of baskets as MSU tied the score at 46. Following an Iowa basket, Trice made one of two free throws. It started a 9-0 run for Trice, including a pair of 3-pointers, as MSU took a 55-48 lead it would not relinquish.

**Notes:** From the 16:37 mark of the second half until the 3:20 mark, MSU outscored Iowa, 39-11 ... For the first time all season, Michigan State won when trailing at the half ... MSU shot 70.6 percent from 3-point range (12-17), marking its best percentage since the Spartans shot .750 (6-8) from behind the arc against Ohio State on Feb. 26, 2002 ... MSU outscored Iowa, 47-22, in the second half ... MSU recorded its ninth-straight win over Iowa, the longest streak for the Spartans in the 124-game series history ... Making his 100th career start, Brandon Dawson grabbed 15 rebounds ... Travis Trice (16 points) and Denzel Valentine (15 points) outscored Iowa, 31-22, in the second half ... MSU's win after trailing by 11 points was its largest comeback since Dec. 31, 2013, when the Spartans rallied from a 12-point deficit to defeat Penn State, 79-63.



## 2014-15 BOX SCORES

## SPARTANS



Travis Trice paced the Spartans with 18 points to go along with 10 assists. Trice's double-double against Northwestern was the first of two he would record in 2014-15.



Denzel Valentine added 17 points against the Wildcats.



Gavin Schilling posted his first double-double against a Big Ten opponent with 11 points and 10 rebounds against the Nittany Lions.



Michigan State ..... 84  
Northwestern ..... 77 OT  
Jan. 11, 2015 • East Lansing, Mich. • Breslin Center

Michigan State	FG	3FG	FT	O-D-R	PF	PTS	A	T	B	S	MIN
Bryn Forbes, g	4-5	2-3	1-1	0-4-4	2	11	2	1	1	0	36
Travis Trice, g	5-12	0-2	8-10	1-1-2	1	18	10	1	0	3	43
Branden Dawson, f	6-11	0-0	1-4	4-5-9	3	13	1	0	0	2	36
Gavin Schilling, f	5-10	0-0	3-3	4-2-6	5	13	1	2	0	1	26
Denzel Valentine, f	6-13	1-4	4-4	1-4-5	0	17	1	1	0	0	34
Marvin Clark Jr.	3-5	0-2	0-0	1-1-2	1	6	0	0	0	0	10
Javon Bess	0-0	0-0	1-2	0-0-0	0	1	1	0	0	0	5
Alvin Ellis III	0-0	0-0	0-0	0-0-0	0	0	0	1	0	0	3
Matt Costello	1-2	0-0	1-2	0-1-1	0	3	0	1	0	0	19
Lourawls Nairn Jr.	1-4	0-0	0-0	0-1-1	2	2	2	0	0	0	13
Team				0-2-2							
<b>Totals</b>	<b>31-62</b>	<b>3-11</b>	<b>19-26</b>	<b>11-21-32</b>	<b>14</b>	<b>84</b>	<b>18</b>	<b>7</b>	<b>1</b>	<b>6</b>	<b>225</b>

Total FG%	1st: 16-28 (57.1%)	2nd: 12-29 (41.1%)	OT: 3-5 (60.0%)	Game: 50.0%
3-Pt FG%	1st: 2-7 (28.6%)	2nd: 1-4 (25.0%)	OT: 0-0 (0.0%)	Game: 27.3%
F Throw%	1st: 6-11 (54.5%)	2nd: 7-9 (77.8%)	OT: 6-6 (100.0%)	Game: 73.1%

Northwestern	FG	3FG	FT	O-D-R	PF	PTS	A	T	B	S	MIN
Vic Law, f	2-5	1-2	0-0	1-4-5	3	5	0	0	1	0	24
Tre Demps, g	5-13	3-9	4-4	0-2-2	2	17	6	3	0	0	42
Alex Olah, c	3-7	0-0	3-4	1-6-7	3	9	0	4	0	0	31
Bryant McIntosh, g	6-16	2-6	4-4	2-3-5	3	18	5	2	0	0	37
Sanjay Lumpkin, f	0-2	0-1	0-2	2-1-3	3	0	1	0	0	1	24
Dave Sobolewski	1-1	1-1	0-0	0-0-0	2	3	1	0	0	0	9
Scottie Lindsey	0-0	0-0	0-0	0-0-0	1	0	0	0	0	0	1
JerShon Cobb	5-5	2-2	0-0	0-2-2	1	12	4	1	0	0	21
Nathan Taphorn	3-4	3-4	0-0	0-1-1	0	9	0	1	0	0	22
Gavin Skelly	0-0	0-0	2-2	1-0-1	0	2	0	0	0	0	1
Jeremiah Kreisburg	1-2	0-0	0-0	0-4-4	1	2	0	2	0	0	13
Team				0-1-1							
<b>Totals</b>	<b>26-55</b>	<b>12-25</b>	<b>13-16</b>	<b>7-24-31</b>	<b>20</b>	<b>77</b>	<b>17</b>	<b>14</b>	<b>1</b>	<b>1</b>	<b>225</b>

Total FG%	1st: 15-26 (57.7%)	2nd: 10-20 (50.0%)	OT: 1-9 (11.1%)	Game: 47.3%
3-Pt FG%	1st: 7-12 (58.3%)	2nd: 4-8 (50.0%)	OT: 1-5 (20.0%)	Game: 48.0%
F Throw%	1st: 3-6 (50.0%)	2nd: 8-8 (100.0%)	OT: 2-2 (100.0%)	Game: 81.3%

**Officials:** Mike Sanzere, Bill Ek, Steve McJunkins  
**Attendance:** 14,797      **Halftime Score:** 40-40  
**End of Regulation:** 72-72  
**Record:** MSU 12-5, 3-1, NU 10-6, 1-2

**Key Moment:** MSU scored on its first three possessions of overtime, and out-scored Northwestern, 8-0, in the first 4:09 of the extra period.

**Notes:** Five different Michigan State players scored in double-figures for the fifth time on the season, one more time than all of 2013-14 ... Travis Trice recorded his first-career double-double with 18 points and 10 assists ... The Spartans forced 14 Wildcat turnovers, while committing just seven, resulting in a 22-10 edge in points off turnovers ... MSU held Northwestern to 1-of-9 shooting in regulation ... After making just 6-of-11 foul shots in the first half, the Spartans were a combined 13-of-15 (86.6%) in the second half and overtime ... MSU won its first overtime game, having dropped its previous three of the season ... Gavin Schilling's 13 points were a personal best against a Big Ten opponent.





## 2014-15 BOX SCORES

<b>18</b>	<b>Maryland</b> ..... 75
<b>Michigan State</b> ..... 59	
Jan. 17, 2015 • College Park, Md. • XFINITY Center	

Michigan State	FG	3FG	FT	O-D-R	PF	PTS	A	T	B	S	M	MIN
Javon Bess, f	3-5	0-0	0-3	1-1-2	3	6	4	2	0	1	22	
Brandon Dawson, f	6-12	0-0	2-4	3-7-10	5	14	0	2	4	1	24	
Gavin Schilling, f	1-1	0-0	0-1	1-1-2	2	2	0	1	0	0	15	
Travis Trice, g	2-8	1-5	0-0	2-3-5	3	5	1	4	0	0	30	
Denzel Valentine, g	4-9	1-6	0-0	2-4-6	0	9	5	2	0	0	35	
Marvin Clark Jr.	0-1	0-0	0-0	0-1-1	0	0	0	0	1	0	4	
Alvin Ellis III	0-3	0-2	2-3	0-0-0	2	2	0	0	0	0	9	
Bryn Forbes	2-6	1-3	0-0	0-0-0	1	5	0	0	1	1	22	
Matt Costello	6-10	1-0	0-2	4-3-7	1	12	1	1	2	0	23	
Lourawls Nairn Jr.	1-2	0-0	0-0	0-0-0	3	2	2	0	0	1	10	
Trevor Bohnhoff	0-0	0-0	0-0	0-0-0	0	0	0	0	0	0	1	
Keenan Wetzel	0-0	0-0	0-0	0-0-0	0	0	0	0	0	0	1	
Colby Wollenman	1-1	0-0	0-0	0-0-0	1	2	0	0	0	0	4	
Team	1-0-1											
<b>Totals</b>	<b>26-58</b>	<b>3-17</b>	<b>4-13</b>	<b>20-34</b>	<b>21</b>	<b>59</b>	<b>13</b>	<b>12</b>	<b>8</b>	<b>4</b>	<b>200</b>	

Total FG%	1st: 12-25 (48.0%)	2nd: 14-33 (42.4%)	Game: 44.8%
3-Pt FG%	1st: 0-4 (0.0%)	2nd: 3-13 (23.1%)	Game: 17.6%
F Throw%	1st: 2-3 (66.7%)	2nd: 2-10 (20.0%)	Game: 30.8%

Maryland	FG	3FG	FT	O-D-R	PF	PTS	A	T	B	S	M	MIN
Jake Layman, f	5-8	2-2	11-12	4-8-12	2	23	1	2	0	0	28	
Jon Graham, f	0-3	0-0	0-0	0-3-3	3	0	0	0	0	0	12	
Dez Wells, f	2-7	1-2	4-4	1-2-3	1	9	5	2	0	1	32	
Melo Trimble, g	8-16	6-11	2-2	0-1-1	0	24	3	1	0	1	34	
Jared Nickens, g	3-6	2-5	0-0	0-0-0	2	8	1	0	1	0	22	
Evan Smotrycz	2-4	0-1	0-0	1-2-3	2	4	0	0	1	0	17	
Dion Wiley	0-0	0-0	0-0	0-0-0	1	0	0	0	0	0	5	
Spencer Barks	0-0	0-0	0-0	0-0-0	0	0	0	0	0	0	1	
Michal Cekovsky	1-2	0-0	0-0	0-0-0	3	2	0	0	0	0	6	
Richard Pack	0-3	0-0	2-2	0-3-3	1	2	0	0	1	0	21	
Varun Ram	0-0	0-0	0-0	0-0-0	0	0	0	0	0	0	1	
Damonte Dodd	1-2	0-0	1-2	1-3-4	2	3	1	1	3	0	21	
Team	3-2-5											
<b>Totals</b>	<b>22-51</b>	<b>11-21</b>	<b>20-22</b>	<b>10-24</b>	<b>34</b>	<b>17</b>	<b>75</b>	<b>11</b>	<b>8</b>	<b>6</b>	<b>2</b>	<b>200</b>

Total FG%	1st: 13-27 (48.1%)	2nd: 9-24 (37.5%)	Game: 43.1%
3-Pt FG%	1st: 6-11 (54.5%)	2nd: 5-10 (50.0%)	Game: 52.4%
F Throw%	1st: 8-8 (100.0%)	2nd: 12-14 (85.7%)	Game: 90.9%

**Officials:** Lamont Simpson, DJ Carstensen, Larry Scirottto  
**Attendance:** 17,950 **Halftime Score:** 40-26, UMD  
**Record:** MSU 12-6, 3-2, UMD 17-2, 5-1

**Key Moment:** With MSU trailing 29-22, Brandon Dawson went to the bench with 3:13 remaining after picking up his second foul. Maryland out-scored MSU, 11-4, to close the half, taking a commanding 40-26 lead.

**Notes:** Javon Bess made his first-career start, becoming the third Spartan freshman to start a game in 2014-15 ... Brandon Dawson blocked four shots, moving into fifth place on the MSU career list ... Maryland made 11 3-pointers, while its .524 percentage from behind the arc was a season high for a Spartan opponent ... Maryland made 20-of-22 shots from the foul line, while MSU connected on just 4-of-13 attempts, marking a season low for made free throws and free-throw percentage for the Spartans ... The 14 combined points for Travis Trice (5 points) and Denzel Valentine (9 points) were a combined season low for the duo ... Maryland converted 12 Spartan turnovers into 20 points ... MSU made its first trip to College Park to play Maryland since 1955.

<b>19</b>	<b>Michigan State</b> ..... 66
<b>Penn State</b> ..... 60	
Jan. 21, 2015 • East Lansing, Mich. • Breslin Center	

Michigan State	FG	3FG	FT	O-D-R	PF	PTS	A	T	B	S	M	MIN
Javon Bess, f	0-1	0-0	0-0	0-2-2	3	0	0	3	0	0	11	
Travis Trice, g	4-10	1-4	1-4	1-5-6	1	10	2	0	0	2	32	
Brandon Dawson, f	4-9	0-0	4-6	5-5-10	1	12	2	3	3	2	35	
Gavin Schilling, f	4-9	0-0	3-4	6-4-10	2	11	1	1	1	1	21	
Denzel Valentine, g	4-8	0-2	3-5	0-5-5	4	11	4	3	0	0	25	
Marvin Clark Jr.	0-0	0-0	2-2	1-1-2	1	2	0	0	0	0	2	
Alvin Ellis III	0-2	0-1	0-0	0-0-0	0	0	0	1	0	0	5	
Bryn Forbes	3-7	3-6	0-0	0-1-1	1	9	1	2	0	0	28	
Matt Costello	4-8	0-0	2-2	2-0-2	4	10	3	0	1	0	19	
Lourawls Nairn Jr.	0-0	0-0	1-2	0-0-0	3	1	3	0	0	0	22	
Team	1-0-1											
<b>Totals</b>	<b>23-54</b>	<b>4-13</b>	<b>16-25</b>	<b>16-23</b>	<b>39</b>	<b>20</b>	<b>66</b>	<b>16</b>	<b>13</b>	<b>5</b>	<b>5</b>	<b>200</b>

Total FG%	1st: 9-24 (37.5%)	2nd: 14-30 (46.7%)	Game: 42.6%
3-Pt FG%	1st: 1-8 (12.5%)	2nd: 3-5 (60.0%)	Game: 30.8%
F Throw%	1st: 11-14 (78.6%)	2nd: 5-11 (45.5%)	Game: 64.0%

Penn State	FG	3FG	FT	O-D-R	PF	PTS	A	T	B	S	M	MIN
D.J. Newbill, f	10-22	2-6	5-8	0-2-2	3	27	2	5	0	1	37	
Brandon Taylor, f	3-8	3-7	1-2	0-5-5	1	10	1	1	0	0	33	
Geno Thorpe, f	1-2	0-0	0-0	0-0-0	4	2	0	0	0	1	12	
Shep Garner, g	3-7	2-5	1-4	1-3-4	4	9	2	1	0	2	29	
Ross Travis, g	0-2	0-0	0-2	2-3-5	2	0	0	2	0	0	23	
Payton Banks	0-1	0-1	0-0	0-0-0	2	0	0	0	0	0	10	
Devin Foster	2-2	0-0	2-2	3-2-5	0	6	2	0	1	0	22	
Donovon Jack	0-1	0-0	2-2	1-1-2	2	0	2	0	1	0	12	
Jordan Dickerson	0-0	0-0	2-2	0-0-0	4	2	0	1	0	0	9	
Julian Moore	1-2	0-0	0-0	0-1-1	2	2	0	1	0	0	6	
Team	1-1-2											
<b>Totals</b>	<b>20-47</b>	<b>7-19</b>	<b>13-22</b>	<b>8-18</b>	<b>26</b>	<b>60</b>	<b>7</b>	<b>13</b>	<b>0</b>	<b>7</b>	<b>200</b>	

Total FG%	1st: 9-24 (37.5%)	2nd: 14-30 (46.7%)	Game: 42.6%
3-Pt FG%	1st: 1-8 (12.5%)	2nd: 3-5 (60.0%)	Game: 30.8%
F Throw%	1st: 11-14 (78.6%)	2nd: 5-11 (45.5%)	Game: 64.0%

**Officials:** Brian Dorsey, Bill Eck, Kelly Pfeifer  
**Attendance:** 14,797 **Halftime Score:** 30-28, MSU  
**Record:** MSU 13-6, 4-2, PSU 12-7, 0-6

**Key Moment:** With the score tied at 51, Denzel Valentine scored on a mid-range jumper. On Penn State's next possession, the Nittany Lions were called for an offensive foul, and PSU coach Pat Chambers received a technical foul. Valentine made 1-of-2 free throws and Bryn Forbes hit a 3-pointer to push MSU's lead out to 57-51.

**Notes:** MSU played its 400th game in Breslin Center history, posting a record of 348-52 ... Brandon Dawson recorded three blocks on the night, giving him 101 total for his career, joining Adreian Payne and Draymond Green as the only three players in MSU history with 1,000 career points and 100 career blocks ... Five different Spartans scored in double-figures for the sixth time in 2014-15, as MSU improved to 9-0 when four or more players score in double-digits ... Gavin Schilling recorded his second-career double-double and his first against a Big Ten opponent ... For just the second time all season, and the only time in Big Ten play, both Matt Costello and Schilling scored in double-figures in the same contest ... MSU grabbed 16 offensive rebounds, leading to a 14-5 edge in second-chance points ... MSU improved to 21-1 all-time vs. Penn State in East Lansing.



## 2014-15 BOX SCORES

## SPARTANS

20

Nebraska ..... 79  
Michigan State ..... 77  
Jan. 24, 2015 • Lincoln, Neb. • Pinnacle Bank Arena

Michigan State	FG	3FG	FT	O-D-R	PF	PTS	A	T	B	S	MIN
Javon Bess, f	3-4	1-1	2-4	4-1-5	2	9	0	2	0	0	22
Gavin Schilling, f	2-3	0-0	1-2	1-1-2	4	5	0	2	0	0	14
Travis Trice, g	9-24	4-10	5-7	3-2-5	4	27	3	1	0	4	37
Branden Dawson, f	4-7	0-0	0-0	8-10-18	3	8	2	3	0	0	35
Denzel Valentine, g	8-17	3-10	2-2	5-6-11	4	21	3	4	0	1	28
Marvin Clark Jr.	0-1	0-1	0-2	0-0-0	0	0	0	0	0	0	8
Alvin Ellis III	0-0	0-0	0-0	0-1-1	0	0	0	0	0	0	1
Bryn Forbes	1-4	0-1	2-2	0-0-0	3	4	1	1	0	3	26
Matt Costello	0-3	0-0	1-2	0-3-3	2	1	1	1	0	0	11
Lourawls Nairn Jr.	0-2	0-0	2-2	0-0-0	5	2	2	0	0	0	11
Colby Wollenman	0-1	0-0	0-2	0-0-0	0	0	0	0	0	0	7
Team				3-0-3							2

Totals 27-66 8-23 15-25 24-24-48 27 77 12 16 0 8 200

Total FG%	1st: 9-25 (36.0%)	2nd: 18-41 (43.9%)	Game: 40.9%
3-Pt FG%	1st: 2-11 (18.2%)	2nd: 6-12 (50.0%)	Game: 34.8%
F Throw%	1st: 5-13 (38.5%)	2nd: 10-12 (83.3%)	Game: 60.0%

Nebraska	FG	3FG	FT	O-D-R	PF	PTS	A	T	B	S	MIN
Leslee Smith, f	3-4	0-0	1-2	2-5-7	4	7	0	0	0	1	30
Walter Pitchford, f	0-0	0-0	0-0	0-0-0	2	0	0	0	0	0	4
Benny Parker, g	0-1	0-1	2-2	0-0-0	4	2	3	1	0	0	21
Terran Petteway, g	10-17	3-9	9-14	0-3-3	3	32	2	2	0	2	40
Shavon Shields, f	7-17	1-5	6-6	1-6-7	3	21	0	2	0	2	39
Tai Webster	2-3	2-2	7-8	0-3-3	2	13	1	1	1	2	28
Tarin Smith	0-2	0-0	4-5	0-2-2	1	4	0	3	0	0	21
Moses Abraham	0-1	0-0	0-0	2-2-4	3	0	0	0	1	0	17
Team				0-0-0							1

Totals 22-45 6-17 29-37 5-21-26 22 79 16 10 2 7 200

Total FG%	1st: 12-24 (50.0%)	2nd: 10-21 (47.6%)	Game: 48.9%
3-Pt FG%	1st: 4-10 (40.0%)	2nd: 2-7 (28.6%)	Game: 35.3%
F Throw%	1st: 11-12 (91.7%)	2nd: 18-25 (72.0%)	Game: 78.4%

**Officials:** Gene Storeatore, John Higgins, Paul Szelc  
**Attendance:** 15,757 **Halftime Score:** 39-25, NEB  
**Record:** MSU 13-7, 4-3, NEB 12-7, 4-3

**Key Moment:** MSU had trimmed Nebraska's 17-point lead to six points at 47-41 midway through the second half. The Huskers responded with an 11-2 run as Terran Petteway and Shavon Shields scored all 11 points to give Nebraska a 58-43 advantage that proved to be too much to overcome.

**Notes:** Travis Trice scored a career-high 27 points, 23 of which came in the second half ... Denzel Valentine posted a double-double with 21 points and 11 rebounds, marking the first 20-point, 10-rebound effort of his career ... Branden Dawson matched his career high with 18 rebounds, marking a personal best against a Big Ten opponent ... MSU grabbed a season-high 24 offensive rebounds, while Nebraska grabbed just 21 defensive rebounds ... The Spartans held a 24-6 edge in second-chance points ... MSU committed 11 of its 16 turnovers in the first half, while also converting just 5-of-13 free throws in the first half ... Nebraska entered the game shooting .637 from the foul line and .290 from 3-point range in Big Ten games, but hit .784 of its free throws and .353 from behind the arc.

21

Michigan State ..... 71  
Rutgers ..... 51  
Jan. 29, 2015 • Piscataway, N.J. • Rutgers Athletic Center

Michigan State	FG	3FG	FT	O-D-R	PF	PTS	A	T	B	S	MIN
Branden Dawson, f	6-7	0-0	5-7	1-10-11	3	17	4	2	2	4	29
Gavin Schilling, f	0-1	0-0	1-2	1-2-3	2	1	0	1	1	0	14
Bryn Forbes, g	7-10	4-6	0-0	1-3-4	2	18	1	4	1	1	31
Travis Trice, g	4-11	2-8	0-0	0-3-3	2	10	5	2	0	0	31
Denzel Valentine, g	2-13	2-6	2-2	1-6-7	1	8	3	2	0	1	28
Marvin Clark Jr.	0-1	0-0	0-0	0-1-1	0	0	0	1	1	0	12
Javon Bess	0-1	0-0	0-0	0-0-0	1	0	0	1	0	0	9
Alvin Ellis III	0-1	0-0	0-0	0-1-1	1	0	0	0	0	0	3
Matt Costello	4-4	0-0	1-2	2-3-5	2	9	0	2	2	0	19
Lourawls Nairn Jr.	4-4	0-0	0-1	0-2-2	3	8	1	2	0	0	16
Trevor Bohnhoff	0-0	0-0	0-0	0-0-0	0	0	0	0	0	0	1
Colby Wollenman	0-0	0-0	0-0	1-3-4	1	0	0	0	0	0	7
Team				1-1-2							

Totals 27-53 8-20 9-14 8-35-43 18 71 14 17 7 6 200

Total FG%	1st: 14-30 (46.7%)	2nd: 13-23 (56.5%)	Game: 50.9%
3-Pt FG%	1st: 6-15 (40.0%)	2nd: 2-5 (40.0%)	Game: 40.0%
F Throw%	1st: 8-10 (80.0%)	2nd: 1-4 (25.0%)	Game: 64.3%

Rutgers	FG	3FG	FT	O-D-R	PF	PTS	A	T	B	S	MIN
Junior Etou, f	1-6	0-1	4-7	3-4-7	2	6	0	0	1	0	33
Kadeem Jack, f	6-16	0-1	5-5	2-5-7	3	17	0	3	0	0	30
Greg Lewis, c	0-2	0-0	0-2	0-1-1	4	0	0	0	0	0	11
Bishop Daniels, g	3-8	2-4	1-1	0-0-0	1	9	2	2	0	2	26
Myles Mack, g	2-10	1-5	2-2	0-3-3	0	7	4	2	0	3	34
Malick Kone	0-3	0-2	1-3	1-1-2	1	1	0	2	0	3	22
Kerwin Okoro	1-1	1-1	0-0	0-0-0	0	3	0	0	0	0	3
Stephen Zurich	0-1	0-0	0-0	0-0-0	0	0	0	0	0	0	3
D.J. Foreman	3-7	0-1	0-0	1-2-3	0	6	1	0	0	0	21
Shaquille Doorson	0-1	0-0	2-2	1-3-4	3	2	0	0	1	1	17
Team				0-1-1							1

Totals 16-55 4-15 15-22 8-20-28 14 51 7 10 2 9 200

Total FG%	1st: 10-28 (35.7%)	2nd: 6-27 (22.2%)	Game: 29.1%
3-Pt FG%	1st: 2-9 (22.2%)	2nd: 2-6 (33.3%)	Game: 26.7%
F Throw%	1st: 12-15 (80.0%)	2nd: 3-7 (42.9%)	Game: 68.2%

**Officials:** Pat Driscoll, Chris Beaver, Rob Riley  
**Attendance:** 6,088 **Halftime Score:** 42-34, MSU  
**Record:** MSU 14-7, 5-3, RU 10-12, 2-7

**Key Moment:** Having seen its 15-point lead trimmed to eight points at the half, Michigan State opened the second half on a 20-2 run, capped by an 18-0 spurt.

**Notes:** The game was originally scheduled for Jan. 27, but was postponed until two days later due to inclement weather in the area ... Branden Dawson posted his fifth double-double (17 points, 11 rebounds) in eight Big Ten games, while also dishing out four assists, a personal high against a Big Ten opponent ... Bryn Forbes scored 18 points and grabbed a season-high tying four rebounds. His 10 field-goal attempts also matched his season high ... Lourawls "Tum Tum" Nairn Jr. scored a season-high eight points ... MSU opened the second half on a 20-2 run, including an 18-0 spurt ... The game marked the first contest between MSU and Rutgers as Big Ten foes ... The 20-point win was MSU's largest margin of victory on the road since a 72-40 win at Eastern Michigan on Nov. 27, 2011, and its largest in a conference road game since a 91-70 win at Northwestern on Jan. 2, 2010.



## 2014-15 BOX SCORES



Javon Bess recorded nine points and five rebounds in a start at Nebraska.



Branden Dawson posted a double-double with 19 points and 10 rebounds against Michigan.

22

Michigan State ..... 76  
Michigan ..... 66 OT  
Feb. 1, 2015 • East Lansing, Mich. • Breslin Center

Michigan State	FG	3FG	FT	O-D-R	PF	PTS	A	T	B	S	MIN
Bryn Forbes, g	3-8	3-7	1-2	0-3-3	0	10	1	0	0	2	36
Travis Trice, g	3-9	1-6	1-2	0-6-6	2	8	9	2	0	2	41
Branden Dawson, f	0-0	0-0	1-4	3-7-10	1	19	1	2	2	3	41
Gavin Schilling, f	1-5	0-0	2-2	2-3-5	5	4	1	0	0	0	20
Denzel Valentine, g	9-16	4-9	3-5	2-5-7	1	25	7	2	0	2	42
Marvin Clark Jr.	0-0	0-0	0-0	0-1-1	1	0	0	2	0	0	4
Javon Bess	0-1	0-0	0-0	0-2-2	0	0	0	1	1	0	10
Matt Costello	2-4	0-0	6-7	5-2-7	3	10	0	1	4	1	24
Lourawls Nairn Jr.	0-1	0-0	0-0	0-0-0	0	0	0	2	0	0	7
Team				1-1-2							
<b>Totals</b>	<b>27-58</b>	<b>8-22</b>	<b>14-22</b>	<b>13-30-43</b>	<b>13</b>	<b>76</b>	<b>19</b>	<b>12</b>	<b>7</b>	<b>10</b>	<b>225</b>

Total FG%	1st: 9-31 (29.0%)	2nd: 15-21 (71.4%)	OT: 3-6 (50.0%)	Game: 46.6%
3-Pt FG%	1st: 5-14 (35.7%)	2nd: 3-7 (42.9%)	OT: 0-1 (0.0%)	Game: 36.4%
F Throw%	1st: 6-11 (54.5%)	2nd: 4-5 (80.0%)	OT: 4-6 (66.7%)	Game: 63.6%

Michigan	FG	3FG	FT	O-D-R	PF	PTS	A	T	B	S	MIN
Spike Albrecht, g	6-13	3-6	3-3	0-2-2	4	18	1	1	0	0	37
M-A. Abdur-Rahkman, g	8-14	2-4	0-0	0-3-3	2	18	1	1	0	0	32
Zak Irvin, g/f	5-14	1-6	0-2	0-4-4	3	11	3	2	0	2	41
Aubrey Dawkins, g/f	3-5	0-2	1-1	2-2-4	5	7	1	1	0	1	35
Rick Doyle, f	1-1	0-0	1-1	0-1-1	1	3	0	0	0	0	15
Kameron Chatman	1-4	0-1	0-0	0-1-1	0	2	0	2	0	0	11
Andrew Dakich	0-1	0-0	0-0	0-1-1	3	0	0	1	0	0	16
Sean Longergan	0-0	0-0	0-0	0-0-0	0	0	0	0	0	0	5
Max Bielfeldt	3-10	0-1	1-3	2-7-9	1	7	1	2	0	2	33
Team				3-1-4							
<b>Totals</b>	<b>27-62</b>	<b>6-20</b>	<b>6-10</b>	<b>7-22-29</b>	<b>19</b>	<b>66</b>	<b>8</b>	<b>11</b>	<b>0</b>	<b>5</b>	<b>225</b>

Total FG%	1st: 10-25 (40.0%)	2nd: 17-32 (53.1%)	OT: 0-5 (0.0%)	Game: 43.5%
3-Pt FG%	1st: 1-6 (16.7%)	2nd: 5-10 (50.0%)	OT: 0-4 (0.0%)	Game: 30.0%
F Throw%	1st: 3-6 (50.0%)	2nd: 3-3 (100.0%)	OT: 0-1 (0.0%)	Game: 60.0%

**Officials:** Gene Steratore, Lamont Simpson, Mike Eades  
**Attendance:** 14,797 **Halftime Score:** 29-24, MSU  
**End of Regulation:** 66-66  
**Record:** MSU 15-7, 6-3, UM 13-9, 6-4

**Key Moment:** MSU trailed Michigan 61-57 with five minutes left following an Aubrey Dawkins three-point play. Following a missed Michigan 3-pointer, Branden Dawson scored on MSU's next two possessions, as a fast break alley-oop tied the contest at 61 with 3:06 left. Travis Trice gave the Spartans the lead with a jumper in the paint. Trice then got a steal and found Bryn Forbes for a corner 3-pointer to extend MSU's lead to 66-61.

**Notes:** It was the seventh MSU-UM game to go into overtime, and the first since Jan. 24, 1980 ... The game was the fifth overtime contest of the season for MSU, tying the school single-season mark ... MSU improved to 4-3 overall on Super Bowl Sunday, including 3-1 at Breslin Center and 2-1 against Michigan ... Branden Dawson scored a season-high 19 points, recording his sixth double-double in nine Big Ten games ... Denzel Valentine scored 25 points, adding seven rebounds and seven assists ... Matt Costello blocked a season-high four shots, becoming the third different Spartan (Branden Dawson, Marvin Clark Jr.) to block four shots in a game in 2014-15 ... After shooting .290 from the field in the first half, Michigan State shot .714 in the second half, a season-high for a single half.



## 2014-15 BOX SCORES

## SPARTANS

<b>23</b>	Illinois	59
	Michigan State	54
	Feb. 7, 2015 • East Lansing, Mich. • Breslin Center	

Michigan State	FG	3FG	FT	O-D-R	PF	PTS	A	T	B	S	MIN
Bryn Forbes, g	2-7	1-3	3-4	0-0-0	2	8	1	0	0	0	26
Travis Trice, g	2-10	1-5	1-3	0-4-4	2	6	3	1	1	2	29
Branden Dawson, f	6-7	0-0	0-2	2-4-6	1	12	0	3	3	2	37
Gavin Schilling, f	1-2	0-0	0-2	2-2-4	1	2	1	0	0	0	16
Denzel Valentine, g	6-18	4-9	0-0	0-7-7	5	16	4	3	0	0	31
Marvin Clark Jr.	0-1	0-0	0-0	0-0-0	0	0	0	0	0	0	4
Alvin Ellis III	1-4	1-3	0-0	0-1-1	0	3	1	1	0	0	18
Matt Costello	1-2	0-0	1-3	4-3-7	2	3	0	1	0	0	24
Lourawls Nairn Jr.	1-1	0-0	2-4	0-3-3	1	4	3	0	0	0	15
Team				2-1-3							
<b>Totals</b>	<b>20-52</b>	<b>7-20</b>	<b>7-18</b>	<b>10-25-35</b>	<b>14</b>	<b>54</b>	<b>13</b>	<b>10</b>	<b>4</b>	<b>4</b>	<b>200</b>

Total FG%	1st: 10-23 (43.5%)	2nd: 10-29 (34.5%)	Game: 38.5%
3-Pt FG%	1st: 2-8 (25.0%)	2nd: 5-12 (41.7%)	Game: 35.0%
F Throw%	1st: 5-13 (38.5%)	2nd: 2-5 (40.0%)	Game: 38.9%

Illinois	FG	3FG	FT	O-D-R	PF	PTS	A	T	B	S	MIN
Jaylon Tate, g	0-2	0-1	2-2	0-3-3	5	2	2	2	0	2	29
Leron Black, f	2-3	0-0	0-0	1-2-3	4	4	0	1	0	0	17
Malcolm Hill, g	5-11	1-4	8-9	0-6-6	2	19	2	1	0	2	37
Kendrick Nunn, g	6-16	0-4	2-3	0-5-5	1	14	3	1	0	0	37
Nnanna Egwu, f	5-7	2-3	0-0	3-6-9	1	12	0	1	3	1	39
Ahmad Starks	2-9	2-5	0-2	0-2-2	4	6	1	0	0	1	23
Maverick Morgan	0-0	0-0	0-0	0-0-0	1	0	0	1	0	0	10
Austin Colbert	1-1	0-0	0-0	1-1-2	2	2	0	1	0	0	8
Team				2-2-4							1
<b>Totals</b>	<b>21-51</b>	<b>5-17</b>	<b>12-16</b>	<b>7-27-34</b>	<b>20</b>	<b>59</b>	<b>8</b>	<b>9</b>	<b>3</b>	<b>6</b>	<b>200</b>

Total FG%	1st: 11-27 (40.7%)	2nd: 10-24 (41.7%)	Game: 41.2%
3-Pt FG%	1st: 3-11 (27.3%)	2nd: 2-6 (33.3%)	Game: 29.4%
F Throw%	1st: 3-3 (100.0%)	2nd: 9-13 (69.2%)	Game: 75.0%

**Officials:** Terry Wymer, Ted Valentine, Ray Perone  
**Attendance:** 14,797 **Halftime Score:** 28-27, ILL  
**Record:** MSU 15-8, 6-4; ILL 16-8, 6-5

**Key Moment:** MSU trailed 55-52 with 33 seconds left when Travis Trice was fouled. Trice made the first free throw of the one-and-one. Illinois' Jaylon Tate was assessed a technical foul for unnecessary and excessive contact with Trice during a dead ball. Trice however missed the second free throw. Bryn Forbes shot the technical free throws but made just one of two. Still, MSU had the ball down just one point, but Denzel Valentine missed a wild shot.

**Notes:** Michigan State scored a season-low 54 points ... Michigan State suffered its only loss this season when allowing fewer than 60 points ... For the first time in 2014-15, Denzel Valentine led the Spartans in points (16), rebounds (7) and assists (4) ... Branden Dawson blocked three shots to move past Delvon Roe for fourth place in MSU history with 108 career blocks ... Michigan State shot just 7-of-18 from the free throw line, including missing the front end of two 1-and-1s ... Alvin Ellis III played 18 minutes off the Spartan bench, marking his most action since the Big Ten opener.

<b>24</b>	Michigan State	68
	Northwestern	44
	Feb. 10, 2015 • Evanston, Ill. • Welsh-Ryan Arena	

Michigan State	FG	3FG	FT	O-D-R	PF	PTS	A	T	B	S	MIN
Branden Dawson, f	3-5	0-0	1-3	3-7-10	1	7	1	2	4	0	29
Gavin Schilling, f	0-3	0-0	0-0	3-1-4	4	0	1	0	0	0	20
Lourawls Nairn Jr., g	2-3	0-0	0-0	0-2-2	0	4	2	1	0	0	21
Denzel Valentine, g	4-10	4-8	2-2	1-3-4	0	14	8	4	0	2	31
Bryn Forbes, g	4-9	3-8	0-0	1-0-1	1	11	1	1	0	1	25
Marvin Clark Jr.	2-3	2-2	2-2	1-1-2	0	8	0	0	0	0	11
Matt Costello	2-3	0-0	0-0	1-2-3	3	4	2	0	3	2	19
Trevor Bohnhoff	0-0	0-0	0-0	0-2-2	0	0	0	0	0	0	1
Keenan Wetzel	0-0	0-0	0-0	0-0-0	0	0	0	0	0	0	1
Travis Trice	5-11	4-6	2-2	0-1-1	2	16	3	3	0	1	25
Alvin Ellis III	0-2	0-1	2-4	0-0-0	1	2	1	0	0	0	14
Colby Wollenman	1-1	0-0	0-0	0-0-0	1	2	0	0	0	0	3
Team				3-2-5							
Totals	23-50	13-25	9-13	13-21-34	13	68	19	11	7	6	200

Total FG%	1st: 14-29 (48.3%)	2nd: 9-21 (42.9%)	Game: 46.0%
3-Pt FG%	1st: 9-18 (50.0%)	2nd: 4-7 (57.1%)	Game: 52.0%
F Throw%	1st: 1-1 (100.0%)	2nd: 8-12 (66.7%)	Game: 69.2%

Northwestern	FG	3FG	FT	O-D-R	PF	PTS	A	T	B	S	MIN
Sanjay Lumpkin, f	0-2	0-1	0-0	2-0-2	4	0	0	3	0	1	20
Vic Law, f	3-5	1-2	2-3	1-6-7	3	9	1	2	0	3	30
Alex Olah, c	3-7	0-1	1-2	1-2-3	3	7	0	2	2	0	25
Tre Demps, g	8-12	2-2	2-4	0-0-0	0	20	2	2	0	0	35
Bryant McIntosh, g	0-5	0-4	4-4	0-2-2	0	4	3	1	0	0	33
Johnnie Vassar	0-1	0-1	0-0	0-0-1	1	0	0	1	0	0	5
Scottie Lindsey	0-7	0-3	1-2	0-1-1	3	1	1	1	0	1	24
Dave Sobolewski	0-1	0-1	0-0	0-0-0	1	0	1	0	0	0	8
Gavin Skelly	1-1	0-0	0-0	1-0-1	2	2	0	0	0	0	8
Jeremiah Kreisberg	0-1	0-0	1-2	2-2-4	1	1	1	2	0	1	12
Team				3-3-6							1
<b>Totals</b>	<b>15-42</b>	<b>3-15</b>	<b>11-17</b>	<b>10-16-26</b>	<b>18</b>	<b>44</b>	<b>9</b>	<b>15</b>	<b>2</b>	<b>6</b>	<b>200</b>

Total FG%	1st: 4-22 (18.2%)	2nd: 11-20 (55.0%)	Game: 35.7%
3-Pt FG%	1st: 1-10 (10.0%)	2nd: 2-5 (40.0%)	Game: 20.0%
F Throw%	1st: 5-6 (83.3%)	2nd: 6-11 (54.5%)	Game: 64.7%

**Officials:** Terry Oglesby, DJ Carstensen, Eric Curry  
**Attendance:** 7,265 **Halftime Score:** 38-14, MSU  
**Record:** MSU 16-8, 7-4; NU 10-14, 1-10

**Key Moment:** Tre Demps hit a 3-pointer with 10:47 left in the first half to cut MSU's lead to 16-13. Northwestern would go 10:01 without a point as MSU went on a 22-0 run.

**Notes:** Michigan State made a season-high 13 3-pointers ... Northwestern's 44 points were a season low for a Spartan opponent ... Marvin Clark Jr. hit two 3-pointers, marking his first 3-pointers since Dec. 14 ... MSU went on a 22-0 run over 10:01 in the first half ... Officially, Northwestern went 14:06 over the span of two halves without a field goal, but the streak-breaking basket was actually tipped in by Branden Dawson, meaning the Wildcats actually went 17:15 without making a field goal themselves ... The 24-point margin was MSU's largest in a conference road game since a 91-64 win at Penn State on Jan. 20, 2007 ... In the first half, MSU held a 10-3 edge in points off turnovers and a 15-3 edge in second-chance points ... MSU's lead grew to 35 points midway through the second half, marking its largest margin in conference play in 2014-15.





## 2014-15 BOX SCORES

25

Michigan State ..... 59  
 #23/21 Ohio State ..... 56  
 Feb. 14, 2015 • East Lansing, Mich. • Breslin Center

Michigan State	FG	3FG	FT	O-D-R	PF	PTS	A	T	B	S	MIN
Bryn Forbes, g	0-4	0-1	0-0	1-2-3	2	0	1	1	0	1	21
Lourawls Nairn Jr., g	3-3	1-1	0-0	1-4-5	2	7	4	2	0	0	36
Branden Dawson, f	6-13	0-0	3-5	2-9-11	1	15	4	1	5	0	38
Gavin Schilling, f	0-1	0-0	0-0	0-1-1	2	0	1	1	2	1	19
Denzel Valentine, g	6-10	5-9	0-0	0-3-3	3	17	3	2	0	2	33
Marvin Clark Jr.	1-1	0-0	0-0	0-0-0	0	2	0	0	0	0	1
Alvin Ellis III	0-0	0-0	0-0	0-0-0	0	0	0	1	0	0	2
Matt Costello	4-7	0-0	1-2	1-4-5	2	9	1	0	1	0	21
Travis Trice	4-11	1-4	0-0	0-0-0	2	9	5	2	0	0	29
Team				2-1-3					1		
<b>Totals</b>	<b>24-50</b>	<b>7-15</b>	<b>4-7</b>	<b>7-24-31</b>	<b>14</b>	<b>59</b>	<b>19</b>	<b>11</b>	<b>8</b>	<b>4</b>	<b>200</b>

Total FG% 1st: 15-28 (53.6%) 2nd: 9-22 (40.9%) Game: 48.0%  
 3-PT FG% 1st: 3-9 (33.3%) 2nd: 4-6 (66.7%) Game: 46.7%  
 F Throw% 1st: 0-1 (0.0%) 2nd: 4-6 (66.7%) Game: 57.1%

Ohio State	FG	3FG	FT	O-D-R	PF	PTS	A	T	B	S	MIN
D'Angelo Russell, g	4-13	2-7	0-2	2-3-5	3	10	6	2	0	1	39
Jae Sean Tate, f	5-10	0-2	0-0	3-3-6	2	10	1	0	1	1	33
Shannon Scott, g	5-11	2-4	3-4	0-5-5	0	15	5	3	0	2	36
Sam Thompson, f	4-6	1-3	1-4	1-2-3	3	10	1	3	1	1	37
Amir Williams, c	4-7	0-0	0-1	2-3-5	3	8	0	1	1	0	27
Marc Loving	0-1	0-1	0-0	0-0-0	0	0	0	0	0	0	5
Kam Williams	0-0	0-0	0-0	0-0-0	0	0	0	0	0	0	5
Keita Bates-Diop	0-1	0-0	0-0	0-1-1	0	0	0	0	1	0	5
Trey McDonald	1-3	0-0	1-2	2-1-3	1	3	0	0	1	0	13
Team				1-2-3							
<b>Totals</b>	<b>23-52</b>	<b>5-17</b>	<b>5-13</b>	<b>11-20-31</b>	<b>12</b>	<b>56</b>	<b>13</b>	<b>9</b>	<b>5</b>	<b>5</b>	<b>200</b>

Total FG% 1st: 10-26 (38.5%) 2nd: 13-26 (50.0%) Game: 44.2%  
 3-PT FG% 1st: 2-8 (25.0%) 2nd: 3-9 (33.3%) Game: 29.4%  
 F Throw% 1st: 2-5 (40.0%) 2nd: 3-8 (37.5%) Game: 38.5%

**Officials:** Gene Steratore, Larry Sciroto, Brian Dorsey  
**Attendance:** 14,797 **Halftime Score:** 33-24, MSU  
**Record:** MSU 17-8, 8-4; OSU 19-7, 8-5

**Key Moment:** Trailing 51-49, Denzel Valentine hit a 3-pointer from the top of the key with 4 minutes left. After a missed Buckeye 3-pointer, Branden Dawson was fouled and knocked down two free throws to give MSU a 54-51 lead, setting the stage for Denzel Valentine's game-winning 3-pointer with 3.2 seconds left.

**Notes:** Seven of the last eight MSU-OSU meetings, including the last four in East Lansing, have been decided by four points or less ... MSU recorded its first win over a ranked opponent on the season ... Denzel Valentine hit five 3-pointers, including the game-winner with 3.2 seconds remaining ... With 11 rebounds, Branden Dawson moved into a tie for 10th place in MSU history ... Denzel Valentine blocked a career-high five shots, moving into a tie for third place in MSU history ... Tum Tum Nairn Jr. made his first-career 3-pointer ... It was MSU's only win of 2014-15 when scoring fewer than 60 points ... The two teams combined to make just nine free throws in 20 attempts.



Denzel Valentine hit a game-winning 3-pointer vs. Ohio State to break a 56-56 tie in the final seconds on Feb. 14.



Ohio native Travis Trice came off the bench to help the Spartans defeat Ohio State.



## 2014-15 BOX SCORES

## SPARTANS

26

Michigan State ..... 80  
Michigan ..... 67  
Feb. 17, 2015 • Ann Arbor, Mich. • Crisler Center

Michigan State	FG	3FG	FT	O-D-R	PF	PTS	A	T	B	S	MIN
Bryn Forbes, g	3-10	1-7	0-0	0-0-0	1	7	0	1	0	0	23
Lourawls Naim Jr., g	1-1	1-1	0-0	0-1-1	5	3	2	0	0	0	33
Branden Dawson, f	10-12	0-0	3-4	4-9-13	1	23	4	1	1	1	33
Gavin Schilling, f	5-5	0-0	0-1	1-1-2	5	10	0	0	1	0	15
Denzel Valentine, g	2-5	0-3	2-4	1-5-6	1	6	2	2	0	0	34
Marvin Clark Jr., g	0-1	0-1	0-0	0-0-0	0	0	0	0	0	0	7
Alvin Ellis III, g	0-0	0-0	0-0	0-1-1	1	0	1	1	0	0	1
Matt Costello, g	3-3	0-0	1-2	3-4-7	4	7	0	0	1	0	20
Trevor Bohnhoff, g	0-0	0-0	0-0	0-0-0	0	0	0	0	0	0	1
Keenan Wetzel, g	0-0	0-0	0-0	0-0-0	0	0	0	0	0	0	1
Travis Trice, g	6-12	4-6	6-6	0-2-2	0	22	7	1	0	0	28
Colby Wollenman, g	1-1	0-0	0-0	0-0-0	0	2	0	0	0	0	4
Team				0-1-1							

**Totals** 31-50 6-18 12-17 9-24-33 18 80 17 8 3 1 200

Total FG% 1st: 16-27 (59.3%) 2nd: 15-23 (65.2%) Game: 62.0%  
3-Pt FG% 1st: 5-13 (38.5%) 2nd: 1-5 (20.0%) Game: 33.3%  
F Throw% 1st: 1-2 (50.0%) 2nd: 11-15 (73.3%) Game: 70.6%

Michigan	FG	3FG	FT	O-D-R	PF	PTS	A	T	B	S	MIN
Ricky Doyle, f	1-2	0-0	2-6	0-2-2	1	4	0	0	0	0	21
Spike Albrecht, g	3-8	2-5	4-4	0-2-2	2	12	5	1	2	0	39
M-A Abdur-Rahkman, g	4-6	2-4	2-2	0-2-2	5	12	3	3	0	2	30
Zak Irvin, g	6-14	3-7	1-3	0-3-3	0	16	0	1	0	1	38
Aubrey Dawkins, g	3-10	1-5	5-5	2-2-4	3	12	2	0	0	1	37
Kameron Chatman, f	1-3	0-0	0-0	1-0-1	1	2	0	0	0	0	7
Andrew Dakich, g	0-1	0-0	0-0	0-0-0	1	0	0	0	0	0	8
Sean Loneragan, g	0-0	0-0	0-0	0-0-0	0	0	0	0	0	0	2
Mark Donnal, g	0-2	0-1	4-4	2-0-2	2	4	0	0	1	0	9
Max Bielfeldt, f	1-2	0-0	3-4	3-3-6	3	5	0	1	0	0	9
Team				2-1-3							

**Totals** 19-48 8-22 21-28 10-15-25 18 67 10 6 1 6 200

Total FG% 1st: 8-22 (36.4%) 2nd: 11-26 (42.3%) Game: 39.6%  
3-Pt FG% 1st: 1-8 (12.5%) 2nd: 7-14 (50.0%) Game: 36.4%  
F Throw% 1st: 6-10 (60.0%) 2nd: 15-18 (83.3%) Game: 75.0%

**Officials:** Pat Driscoll, Ted Valentine, Mike Eades  
**Attendance:** 12,502 **Halftime Score:** 38-23, MSU  
**Record:** MSU 18-8, 9-4; UM 13-13, 6-8

**Key Moment:** MSU led 8-6 when Travis Trice entered the contest. He proceeded to hit three 3-pointers as MSU took a 21-8 lead, and Michigan never got closer than 10 points after that.

**Notes:** Spartan seniors Branden Dawson and Travis Trice combined for 45 points, 15 rebounds and 11 assists in recording their first win in Crisler Center ... MSU snapped a four-game losing streak at Crisler ... Dawson scored a season-high 23 points. In two games, he averaged 21.0 points and 11.5 rebounds against the Wolverines ... With 23 points and 13 rebounds, Dawson notched the second 20-point, 10-rebound effort of his career ... MSU shot 62.0 percent from the field, a season-high in Big Ten play and the second-highest percentage of the season ... MSU's 80 points were its most against UM since scoring 90 on Feb. 18, 2006, and the most in Ann Arbor since scoring 91 on Jan. 30, 2001 ... MSU's 13-point margin of victory was its largest in Ann Arbor since a 15-point victory (64-49) on Feb. 12, 2005 ... MSU out-scored UM, 42-18, in points in the paint.

27

Michigan State ..... 60  
Illinois ..... 53  
Feb. 22, 2015 • Champaign, Ill. • State Farm Center

Michigan State	FG	3FG	FT	O-D-R	PF	PTS	A	T	B	S	MIN
Branden Dawson, f	16-11	0-0	1-1	3-4-7	4	13	0	2	3	0	36
Gavin Schilling, f	0-0	0-0	0-1	0-2-2	3	0	0	0	0	0	13
Bryn Forbes, g	2-3	1-2	0-0	0-1-1	2	5	0	1	0	1	16
Lourawls Naim Jr., g	0-3	0-1	0-0	0-4-4	2	0	2	1	0	0	34
Denzel Valentine, g	6-12	2-7	6-6	0-9-9	2	20	2	2	0	0	33
Marvin Clark Jr., g	0-1	0-1	0-0	0-0-0	2	0	0	0	0	0	3
Alvin Ellis III, g	0-1	0-1	0-0	0-2-2	1	0	0	1	0	0	9
Matt Costello, g	1-1	0-0	0-0	0-1-1	5	2	0	1	0	0	19
Travis Trice, g	4-13	0-3	10-12	0-5-5	1	18	4	1	0	1	29
Colby Wollenman, g	1-2	0-0	0-0	1-0-1	2	2	0	1	0	0	8
Team				2-2-4							

**Totals** 20-47 3-15 17-20 6-30-36 24 60 8 11 3 2 200

Total FG% 1st: 11-29 (37.9%) 2nd: 9-18 (50.0%) Game: 42.6%  
3-Pt FG% 1st: 1-9 (11.1%) 2nd: 2-6 (33.3%) Game: 20.0%  
F Throw% 1st: 3-3 (100.0%) 2nd: 14-17 (82.4%) Game: 85.0%

Illinois	FG	3FG	FT	O-D-R	PF	PTS	A	T	B	S	MIN
Leron Black, f	2-2	0-0	0-0	0-4-4	4	4	0	0	0	0	13
Nnanna Egwu, f	1-5	0-1	1-2	2-2-4	3	3	0	1	2	0	36
Jaylon Tate, g	0-5	0-0	2-3	1-0-1	4	2	0	0	0	1	19
Malcolm Hill, g	5-11	0-2	7-9	1-3-4	4	17	0	2	0	0	32
Kendrick Nunn, g	2-11	0-6	3-4	0-2-2	2	7	2	0	0	2	38
Ahmad Starks, g	2-6	1-3	0-0	3-1-4	1	5	0	2	0	0	21
Maverick Morgan, g	0-0	0-0	0-0	0-0-0	0	0	0	0	0	0	2
Rayvonte Rice, g	3-12	1-4	8-10	1-4-5	4	15	3	0	0	2	36
Austin Colbert, g	0-0	0-0	0-0	0-1-1	0	0	0	0	0	0	3
Team				2-1-3							

**Totals** 15-52 2-16 21-28 10-18-28 22 53 5 5 2 5 200

Total FG% 1st: 8-27 (29.6%) 2nd: 7-25 (28.0%) Game: 28.8%  
3-Pt FG% 1st: 2-9 (22.2%) 2nd: 0-7 (0.0%) Game: 12.5%  
F Throw% 1st: 4-7 (57.1%) 2nd: 17-21 (81.0%) Game: 75.0%

**Officials:** Lamont Simpson, Larry Sciotto, Brian Dorsey  
**Attendance:** 16,108 **Halftime Score:** 26-22, MSU  
**Record:** MSU 19-8, 10-4; ILL 17-10, 7-7

**Key Moment:** MSU's lead hovered between three and six points for most of the second half until Denzel Valentine hit a 3-pointer with 5:56 left to give MSU a 49-41 lead. Travis Trice followed with a free throw and a driving layup to push MSU's lead out to 11 points at 52-41 lead.


**Notes:** Branden Dawson, Travis Trice and Denzel Valentine combined to score 51 of MSU's 60 points ... Trice and Valentine combined to score 28 of MSU's 34 second-half points ... MSU shot a season-high 85.0 percent from the foul line, after shooting 7-of-18 in the first meeting, including missing the front end of two one-and-one's ... Trice made 10 free throws, marking a career high for Trice, and a season high for the Spartans ... The visiting team won for the fourth-straight time in the series ... The game was decided by 10 points or less for the 18th time in the last 19 games ... MSU held Illinois without a field goal for a span of 8:58 in the second half, as the Illini scored 14 straight points from the foul line at one point ... The Spartans held Illinois to 12.5 percent from 3-point range, a season-low for the Illini ... With its fifth Big Ten road win, the Spartans clinched a winning conference road record for the fourth-straight season, and the sixth time in the last seven years.



## 2014-15 BOX SCORES



With high percentage shots like this one, Gavin Schilling was a perfect 5-of-5 from the field against Michigan.



Alvin Ellis III scored a season-high seven points in just five minutes of action against Minnesota. Ellis shot a perfect 3-of-3 from the floor.

**28** Minnesota ..... 96  
#/25 Michigan State ..... 90 OT  
Feb. 26, 2015 • East Lansing, Mich. • Breslin Center

Michigan State	FG	3FG	FT	O-D-R	PF	PTS	A	T	B	S	MIN
Bryn Forbes, g	1-5	1-3	1-2	2-0-2	3	4	0	0	0	0	13
Lourawls Nairn Jr., g	1-4	0-2	3-4	0-2-2	5	5	8	2	0	0	37
Branden Dawson, f	4-8	0-0	2-2	2-6-8	2	10	1	2	3	1	34
Gavin Schilling, f	2-3	0-0	0-0	2-2-4	4	4	1	0	0	0	15
Denzel Valentine, g	8-14	7-12	4-5	1-6-7	2	27	2	3	1	0	42
Marvin Clark Jr.,	1-3	1-2	2-2	0-1-1	3	5	0	1	0	0	11
Alvin Ellis III	3-3	1-1	0-0	0-0-0	1	7	0	1	0	0	5
Matt Costello	3-5	0-0	1-1	2-2-4	5	7	2	0	2	2	30
Travis Trice	6-18	3-12	6-13	2-3-5	4	21	10	3	0	1	38
Team	1-3-4										
<b>Totals</b>	<b>29-63</b>	<b>13-32</b>	<b>19-29</b>	<b>12-25-37</b>	<b>29</b>	<b>90</b>	<b>24</b>	<b>13</b>	<b>6</b>	<b>4</b>	<b>225</b>

Total FG%	1st: 14-26 (53.8%)	2nd: 12-26 (46.2%)	OT: 3-11 (27.3%)	Game: 46.0%
3-Pt FG%	1st: 7-13 (53.8%)	2nd: 5-13 (38.5%)	OT: 1-6 (16.7%)	Game: 40.6%
F Throw%	1st: 6-7 (85.7%)	2nd: 8-13 (61.5%)	OT: 5-9 (55.6%)	Game: 85.0%

Minnesota	FG	3FG	FT	O-D-R	PF	PTS	A	T	B	S	MIN
Andre Hollins, g	5-9	2-4	5-6	0-2-2	4	17	4	1	0	1	30
Nate Mason, g	3-10	1-5	2-4	0-1-1	2	9	5	2	1	2	32
Maurice Walker, f	5-7	0-0	5-6	0-8-8	5	15	0	1	0	0	31
Charles Buggs, f	1-5	0-3	0-0	0-1-1	1	2	1	0	0	0	15
Joey King, f	4-6	1-2	8-8	2-3-5	3	17	2	1	1	0	37
DeAndre Mathieu	2-5	1-1	7-10	0-3-3	2	12	2	1	0	1	28
Carlos Morris	7-10	4-5	2-5	0-4-4	5	20	0	2	0	1	29
Bakary Konate	1-2	0-0	0-0	2-2-4	1	2	2	0	1	1	14
Diedhiou Gaston	1-2	0-1	0-1	0-2-2	0	2	0	0	0	0	9
Team	3-0-3										
<b>Totals</b>	<b>29-56</b>	<b>9-21</b>	<b>29-40</b>	<b>7-26-33</b>	<b>23</b>	<b>96</b>	<b>16</b>	<b>8</b>	<b>3</b>	<b>6</b>	<b>225</b>

Total FG%	1st: 14-27 (51.9%)	2nd: 13-27 (48.1%)	OT: 2-2 (100%)	Game: 51.8%
3-Pt FG%	1st: 4-11 (36.4%)	2nd: 5-10 (50%)	OT: 0-0 (0.0%)	Game: 42.9%
F Throw%	1st: 4-5 (80%)	2nd: 11-15 (73.3%)	OT: 14-20 (70%)	Game: 72.5%

**Officials:** DJ Carstensen, Mike Eades, Mark Whitehead  
**Attendance:** 14,797 **Halftime Score:** 41-36, MSU  
**End of Regulation:** 78-78  
**Record:** MSU 19-9, 10-5; MINN 17-12, 6-10

**Key Moment:** MSU led 75-69 with 34 seconds left. Carlos Morris hit a contested three, and after two Denzel Valentine free throws, Branden Dawson fouled Joey King on a 3-pointer. King made all three FTs and Valentine followed by making one of two free throws. Morris answered with a game-tying 3-pointer with 2.2 seconds left.

**Notes:** Minnesota's 96 points were the most by a Spartan opponent since North Carolina scored 98 on Dec. 3, 2008 ... Minnesota became the third team to shoot better than 50 percent from the field against the Spartans in 2014-15, and the first in Big Ten play ... Denzel Valentine scored a career-high 27 points, knocking down a career-best seven 3-pointers ... The overtime game marked the sixth of the season for MSU - a new single-season record ... Travis Trice recorded his second-career double-double with 21 points and 10 assists ... Tum Tum Nairn Jr. dished out a season-high eight assists ... With two blocks, Matt Costello (88) moved into the career Top 10 at MSU.



## 2014-15 BOX SCORES

## SPARTANS

**29** #5/4 Wisconsin ..... 68  
#/25 Michigan State ..... 61  
March 1, 2015 • Madison, Wis. • Kohl Center

Michigan State	FG	3FG	FT	O-D-R	PF	PTS	A	T	B	S	MIN
Marvin Clark Jr., f	0-3	0-3	0-0	1-0-1	2	0	2	0	1	0	17
Gavin Schilling, f	0-3	0-0	0-0	1-5-6	4	0	0	1	0	0	13
Lourawls Nairn Jr., g	0-3	0-0	0-0	0-0-0	1	0	0	1	0	0	13
Travis Trice, g	6-14	2-4	2-3	1-1-2	0	16	3	0	0	1	37
Denzel Valentine, g	3-9	2-5	2-2	0-5-5	2	10	6	0	0	1	38
Alvin Ellis III	1-2	0-0	0-1	0-0-0	1	2	1	1	0	1	10
Bryn Forbes	8-9	5-5	0-0	0-2-2	3	21	1	0	0	0	23
Matt Costello	4-6	0-0	0-1	1-4-5	2	8	0	1	2	0	24
Branden Dawson	2-4	0-0	0-2	2-0-2	1	4	0	3	1	0	21
Colby Wollenman	0-0	0-0	0-0	0-0-0	1	0	1	0	0	0	4
Team				1-0-1	1						
<b>Totals</b>	<b>24-53</b>	<b>9-17</b>	<b>4-9</b>	<b>7-17-24</b>	<b>18</b>	<b>61</b>	<b>14</b>	<b>7</b>	<b>4</b>	<b>3</b>	<b>200</b>

Total FG% 1st: 10-24 (41.7%) 2nd: 14-29 (48.3%) Game: 45.3%  
3-Pt FG% 1st: 5-9 (55.6%) 2nd: 4-8 (50.0%) Game: 52.9%  
F Throw% 1st: 0-1 (0.0%) 2nd: 4-8 (50.0%) Game: 44.4%

Wisconsin	FG	3FG	FT	O-D-R	PF	PTS	A	T	B	S	MIN
Nigel Hayes, f	6-9	0-1	2-3	0-4-4	4	14	2	2	0	1	33
Sam Dekker, f	4-9	0-3	0-0	3-6-9	0	8	1	2	0	0	36
Frank Kaminsky, f	11-17	3-4	6-8	2-6-8	1	31	3	1	3	2	37
Josh Gasser, g	2-4	1-2	4-4	0-2-2	3	9	1	1	0	0	35
Bronson Koenig, g	2-7	0-3	0-0	0-2-2	0	4	3	1	0	0	39
Zak Showalter	1-1	0-0	0-0	0-1-1	0	2	0	0	0	0	7
Duje Dukan	0-2	0-1	0-0	2-1-3	0	0	0	1	0	0	10
Vitto Brown	0-1	0-0	0-0	0-1-1	1	0	0	0	0	0	3
Team				2-3-5							
<b>Totals</b>	<b>26-50</b>	<b>4-14</b>	<b>12-15</b>	<b>9-26-35</b>	<b>9</b>	<b>68</b>	<b>10</b>	<b>8</b>	<b>3</b>	<b>3</b>	<b>200</b>

Total FG% 1st: 16-27 (59.3%) 2nd: 10-23 (43.5%) Game: 52.0%  
3-Pt FG% 1st: 2-8 (25.0%) 2nd: 2-8 (33.3%) Game: 28.6%  
F Throw% 1st: 2-4 (50.0%) 2nd: 10-11 (90.9%) Game: 80.0%

**Officials:** Terry Wymer, Gene Steratore, Tom Eades  
**Attendance:** 17,279 **Halftime Score:** 36-25, WIS  
**Record:** MSU 19-10, 10-6; WIS 26-3, 14-2

**Key Moment:** MSU led 11-10 after three early 3-pointers. The Badgers responded with a 16-6 run to take a 26-17 lead, eventually holding a 36-25 lead at the half.

**Notes:** Bryn Forbes scored a season-high 21 points, hitting on all five 3-point attempts, marking another season high ... The Spartans connected on 9-of-17 (52.9 percent) 3-point attempts, but were just 15-of-36 (41.6 percent), from inside the arc, including 5-of-15 (33.3 percent) in the first half ... MSU entered the game with a +8.0 rebounding margin, but the Badgers held a 35-24 edge on the glass ... Led by Forbes' 21 points, MSU held a 35-2 edge in bench points ... Wisconsin's 52.0 percent was a season-high for a Spartan opponent in Big Ten play.

**30** Michigan State ..... 72  
Purdue ..... 66  
March 4, 2015 • East Lansing, Mich. • Breslin Center

Michigan State	FG	3FG	FT	O-D-R	PF	PTS	A	T	B	S	MIN
Lourawls Nairn Jr., g	0-0	0-0	0-2-2	1	0	0	0	0	0	0	20
Travis Trice, g	9-16	3-6	6-12	0-2-2	1	27	6	2	2	0	33
Branden Dawson, f	1-1	0-0	0-0	1-1-2	1	0	2	1	0	2	9
Gavin Schilling, f	0-0	0-0	0-0	2-1-3	4	0	0	1	0	0	8
Denzel Valentine, g	6-12	4-9	1-2	1-5-6	1	17	2	2	0	2	36
Marvin Clark Jr.	2-5	2-4	0-0	0-1-1	3	6	0	0	0	0	24
Alvin Ellis III	0-0	0-0	0-0	0-0-0	0	0	0	0	0	0	7
Bryn Forbes	1-6	0-3	3-4	0-2-2	0	5	0	1	0	2	24
Matt Costello	4-8	0-1	5-7	4-3-7	4	13	1	0	4	2	25
Keenan Wetzel	0-0	0-0	0-0	0-1-1	0	0	0	0	0	0	0+
Colby Wollenman	1-1	0-0	2-4	2-2-4	1	4	1	0	1	0	14
Team				2-1-3							
<b>Totals</b>	<b>23-52</b>	<b>9-23</b>	<b>17-29</b>	<b>12-21-33</b>	<b>16</b>	<b>72</b>	<b>12</b>	<b>8</b>	<b>7</b>	<b>8</b>	<b>200</b>

Total FG% 1st: 10-27 (37.0%) 2nd: 13-25 (52.0%) Game: 44.2%  
3-Pt FG% 1st: 4-12 (33.3%) 2nd: 5-11 (45.5%) Game: 39.1%  
F Throw% 1st: 3-5 (60.0%) 2nd: 14-24 (58.3%) Game: 58.6%

Purdue	FG	3FG	FT	O-D-R	PF	PTS	A	T	B	S	MIN
Jon Octeus, g	5-7	1-3	0-0	0-2-2	4	11	5	2	1	0	21
B. Smotherman, f	0-0	0-0	0-0	1-1-2	3	0	2	1	0	1	14
A.J. Hammons, c	3-12	0-0	1-2	3-5-8	2	7	2	2	2	0	26
Dakota Mathias, g	4-7	4-7	0-0	0-6-6	5	12	1	0	1	0	26
Rapheal Davis, g	1-5	0-2	0-0	1-0-1	5	2	3	2	0	1	32
Bryson Scott	1-3	0-0	2-3	1-2-3	1	4	0	1	0	1	15
Vince Edwards	2-5	0-1	1-1	1-3-4	1	5	0	1	0	1	23
Kendall Stephens	5-9	5-8	1-1	0-3-3	1	16	2	1	2	0	29
Issac Haas	3-5	0-0	3-5	1-1-2	2	9	0	1	1	0	14
Team				3-0-3				2			

Total FG% 1st: 11-27 (40.7%) 2nd: 13-26 (50.0%) Game: 45.3%  
3-Pt FG% 1st: 4-9 (44.4%) 2nd: 6-12 (50.0%) Game: 47.6%  
F Throw% 1st: 4-6 (66.7%) 2nd: 4-6 (66.7%) Game: 66.7%

**Officials:** Ted Valentine, Pat Driscoll, Ray Perone  
**Attendance:** 14,797 **Halftime Score:** 30-27, PUR  
**Record:** MSU 20-10, 11-6; PUR 19-11, 11-6

**Key Moment:** MSU trailed 30-21 late in the first half, but hit two 3-pointers in the final 62 seconds to pull within three points. The Spartans then opened the second half on an 18-4 run to take an 11-point lead.

**Notes:** Travis Trice's career-high tying 27 points were the most by a Spartan senior on Senior Night since Shawn Respert scored 31 vs. Wisconsin on March 11, 1995 ... Matt Costello scored 13 points, marking a personal best against a Big Ten opponent ... The Spartans held a 19-0 edge in fast-break points ... MSU committed just eight turnovers, including two in the second half, as the Spartans held a 20-12 edge in points off turnovers ... Costello matched his season high with four blocks ... Despite playing just nine minutes due to injury, Branden Dawson grabbed two rebounds to move into eighth place in MSU history ... MSU recorded its 20th win, marking the 15th 20-win season of the Tom Izzo era ... Dawson, Trice and Keenan Wetzel were honored in post-game Senior Night ceremonies ... MSU won for the first time in 2014-15 when being out-shot from the field ... MSU won its seventh-straight game against Purdue, extending its longest winning streak in series history.





## 2014-15 BOX SCORES

<b>31</b>	Michigan State ..... 74
	Indiana ..... 72
	March 7, 2015 • Bloomington, Ind. • Assembly Hall

Michigan State	FG	3FG	FT	O-D-R	PF	PTS	A	T	B	S	MIN
Marvin Clark Jr., f	6-7	1-2	1-2	4-2-6	4	14	3	1	0	1	28
Gavin Schilling, f	2-4	0-0	0-1	1-4-5	3	4	0	0	0	0	17
Lourawls Naim Jr, g	1-3	0-0	0-1	0-0-0	4	2	3	2	0	0	13
Travis Trice, g	5-14	3-9	8-9	0-4-4	3	21	1	1	0	1	25
Denzel Valentine, g	3-11	1-7	0-0	2-5-7	1	7	7	2	1	0	36
Alvin Ellis III	6-9	2-4	2-5	1-2-3	4	16	1	1	0	0	21
Bryn Forbes	2-10	0-6	0-0	0-2-2	0	4	1	0	1	0	28
Matt Costello	3-6	0-0	0-2	4-4-8	0	6	1	0	1	1	20
Keenan Wetzel	0-0	0-0	0-0	0-0-0	0	0	0	0	0	0	0+
Colby Wollenman	0-0	0-0	0-0	0-0-0	2	0	0	1	0	1	12
Team				3-2-5							
Totals	28-64	7-28	11-20	15-25-40	21	74	17	8	3	4	200
Total FG%	1st: 15-33 (45.5%)			2nd: 13-31 (41.9%)			Game: 43.8%				
3-Pt FG%	1st: 3-13 (23.1%)			2nd: 4-15 (26.7%)			Game: 25.0%				
F Throw%	1st: 1-3 (33.3%)			2nd: 10-17 (58.8%)			Game: 55.0%				

Indiana	FG	3FG	FT	O-D-R	PF	PTS	A	T	B	S	MIN
Troy Williams, f	2-4	0-0	0-0	0-3-3	2	4	2	2	0	0	19
H. Mosquera-Perea, f	3-4	0-0	0-0	2-1-3	1	6	0	1	1	0	19
J. Blackmon Jr., g	6-15	2-7	3-4	1-6-7	4	17	0	2	0	2	30
Robert Johnson, g	2-6	1-3	0-0	0-2-2	2	5	2	2	0	0	26
Yogi Ferrell, g	5-10	1-4	10-12	2-5-7	4	21	6	3	0	0	36
Nick Zeisloft	6-9	5-8	0-0	0-5-5	3	17	0	0	0	1	24
Stanford Robinson	0-1	0-0	0-0	0-1-1	2	0	1	2	0	0	8
Ermitt Holt	0-0	0-0	1-2	0-2-2	1	1	0	0	0	0	13
Collin Hartman	0-3	0-2	1-2	0-2-2	2	1	0	2	1	0	25
Team	2-1-3										
Totals	24-52	9-24	15-20	7-28-35	21	72	11	14	2	3	200
Total FG%	1st: 11-26 (42.3%)			2nd: 13-26 (50.0%)			Game: 46.2%				
3-Pt FG%	1st: 4-12 (33.3%)			2nd: 5-12 (41.7%)			Game: 37.5%				
F Throw%	1st: 8-11 (72.2%)			2nd: 7-9 (77.8%)			Game: 75.0%				

Officials: Gene Statore, D.J. Carstensen, Kelly Pfeifer

Attendance: 17,472

Halftime Score: 34-34

Record: MSU 21-10, 12-6; IND 19-12, 9-9

**Key Moment:** Leading 58-54 with 9:01 left, MSU went on a 9-2 run over the next 5:11 to take a 67-56 lead with 3:50 remaining. The 11-point lead proved to be crucial as a furious Indiana rally and missed Spartan free throws narrowed the lead to a single point in the final seconds.

**Notes:** Michigan State finished Big Ten play with a 6-3 road record ... MSU's two-point win was its smallest margin of victory on the season ... Alvin Ellis III scored a career-high 16 points, marking his first double-figure scoring effort of the season ... Starting in place of an injured Branden Dawson (head injury), Marvin Clark Jr. scored 14 points - marking a personal best against a Big Ten opponent ... MSU committed just eight turnovers, while forcing 14, resulting in a 17-6 edge in points off turnovers ... MSU won in Bloomington for the second-straight season, marking just the third road winning streak for the Spartans in series history (1984-86, 2009-10, 2014-15) ... Travis Trice scored 18 of his team-high 21 points in the second half.

<b>32</b>	Michigan State ..... 76
	Ohio State ..... 67
	March 13, 2015 • Chicago Ill. • United Center

Michigan State	FG	3FG	FT	O-D-R	PF	PTS	A	T	B	S	M	MIN
Branden Dawson, f	7-14	0-0	0-0	5-3-8	4	14	7	0	3	1	30	
Gavin Schilling, f	2-3	0-0	0-0	1-0-1	3	4	0	0	0	0	11	
Lourawls Nairn Jr., g	0-3	0-0	2-4	0-5-5	3	2	4	1	0	0	31	
Travis Trice, g	5-12	3-9	5-7	0-0-0	1	18	3	3	0	0	32	
Denzel Valentine, g	9-14	3-7	2-3	0-8-8	0	23	7	2	0	3	36	
Marvin Clark	2-5	1-4	0-0	1-5-6	1	5	0	0	0	0	14	
Matt Costello	3-5	0-0	1-2	3-0-3	3	7	1	0	2	0	22	
Keenan Wetzel	0-0	0-0	0-0	0-0-0	0	0	0	0	0	0	1	
Alvin Ellis III	1-1	0-0	0-0	0-1-1	1	2	1	1	2	1	8	
Colby Wollenman	0-0	0-0	0-0	0-0-0	2	0	0	0	0	1	4	
Bryn Forbes	0-4	0-1	1-2	0-2-2	2	1	0	1	0	1	11	
Team				1-4-5				1				
Totals	29-61	7-21	11-18	11-28-39	20	76	23	8	8	6	200	
Total FG%	1st: 15-34 (44.1%)	2nd: 14-27 (51.9%)	Game: 47.5%									
3-Pt FG%	1st: 4-15 (26.7%)	2nd: 3-6 (50.0%)	Game: 33.3%									
F Throw%	1st: 2-4 (50.0%)	2nd: 9-14 (64.3%)	Game: 61.1%									

Ohio State	FG	3FG	FT	O-D-R	PF	PTS	A	T	B	S	M	MIN
Jae'Sean Tate, f	4-8	0-0	0-2	1-7-8	4	8	0	2	1	2	26	
Sam Thompson, f	3-10	0-1	7-8	1-1-2	4	13	1	2	2	0	34	
Amir Williams, c	2-2	0-0	3-4	1-0-1	0	7	1	1	0	0	13	
D'Angelo Russell, g	7-16	3-8	2-2	0-6-6	4	19	3	3	1	2	36	
Shannon Scott, g	4-13	3-6	2-2	2-3-5	2	13	9	3	0	2	39	
Kam Williams	0-1	0-1	0-0	0-1-1	1	0	1	0	0	0	5	
Marc Loving	1-3	1-3	0-2	0-1-1	3	3	0	0	1	0	22	
Keita Bates-Diop	1-1	0-0	0-0	0-0-0	0	2	0	1	0	0	6	
Trey McDonald	1-4	0-0	0-0	3-5-8	0	2	1	0	0	0	19	
Team				4-2-6								
Totals	23-58	7-19	14-20	12-26-38	18	67	16	12	5	6	200	
Total FG%	1st: 8-24 (33.3%)	2nd: 15-34 (44.1%)	Game: 39.7%									
3-Pt FG%	1st: 3-9 (33.3%)	2nd: 4-10 (40.0%)	Game: 36.8%									
F Throw%	1st: 9-11 (81.8%)	2nd: 5-9 (55.6%)	Game: 70.0%									

Officials: Gene Statore, Larry Sciroto, Kelly Pfeifer

Attendance: 17,230

Halftime Score: 36-28, MSU

Record: MSU 22-10, 12-6; OSU 23-10, 11-7

**Key Moment:** MSU led 47-39 midway through the second half. Travis Trice scored eight straight Spartan points and 10 of 12 during a 13-4 spurt to take a commanding 60-43 lead.

**Notes:** MSU improved to 12-6 in the quarterfinals, including 5-4 in Chicago ... Travis Trice recorded his 1,000th-career point ... The game was the 12th straight between MSU and OSU to be decided by 10 points or less ... Denzel Valentine's 23 points and Trice's 18 points were both the most they've ever scored in a Big Ten Tournament contest ... MSU established a Big Ten Tournament school record with 23 assists, recording an assist on 23 of 29 baskets ... MSU committed just eight turnovers, marking its fourth straight game with eight or fewer turnovers ... Tom Izzo recorded his 23rd Big Ten Tournament victory - most all time.



## 2014-15 BOX SCORES

## SPARTANS



Matt Costello scored 10 points in 20 minutes off the bench against Maryland.



Travis Trice's 20 points paced MSU against Maryland. It was Trice's ninth 20-point performance of the season. He had 11 total 20-plus point outings in 2014-15.

33

Michigan State ..... 62  
#8/8 Maryland ..... 58  
March 14, 2015 • Chicago Ill. • United Center

Michigan State	FG	3FG	FT	O-D-R	PF	PTS	A	TO	B	S	MIN
Branden Dawson, f	6-10	0-0	5-8	3-5-8	1	17	0	1	1	0	29
Gavin Schilling, f	1-6	0-0	2-4	4-1-5	3	4	1	2	1	0	17
Lourawls Nairn Jr., g	0-1	0-1	1-2	0-0-0	4	1	0	0	1	1	22
Travis Trice, g	7-13	3-5	3-4	0-3-3	3	20	4	2	0	1	36
Denzel Valentine, g	1-8	1-7	0-0	1-3-4	2	3	7	2	0	2	37
Marvin Clark	2-4	0-2	0-0	1-3-4	1	4	0	2	0	1	12
Matt Costello	4-5	0-0	2-2	3-0-3	3	10	2	2	1	0	20
Alvin Ellis III	0-1	0-1	0-0	0-0-0	1	0	1	0	0	0	8
Colby Wollenman	0-0	0-0	0-0	0-0-0	0	0	0	0	0	0	3
Bryn Forbes	1-2	1-2	0-0	0-1-1	0	3	0	0	0	0	16
Team	2-3-5										
<b>Totals</b>	<b>22-50</b>	<b>5-18</b>	<b>13-20</b>	<b>14-19-33</b>	<b>18</b>	<b>62</b>	<b>15</b>	<b>11</b>	<b>4</b>	<b>5</b>	<b>200</b>

Total FG%	1st: 10-24 (41.7%)	2nd: 12-26 (46.2%)	Game: 44.0%
3-Pt FG%	1st: 4-10 (40.0%)	2nd: 1-8 (12.5%)	Game: 27.8%
F Throw%	1st: 1-2 (50.0%)	2nd: 12-18 (66.7%)	Game: 65.0%

Maryland	FG	3FG	FT	O-D-R	PF	PTS	A	TO	B	S	MIN
Jake Layman, f	1-3	0-1	4-4	2-1-3	1	6	5	2	2	2	35
Damonte Dodd, f	3-7	0-0	0-0	2-1-3	5	6	1	3	0	0	19
Dez Wells, f	4-8	0-0	2-3	2-5-7	3	10	2	3	0	0	30
Melo Trimble, g	7-16	4-9	4-6	1-1-2	2	22	2	4	0	0	36
Richaud Pack, g	2-6	1-3	0-0	0-4-4	2	5	1	0	0	1	29
Evan Smotrycz	3-8	3-5	0-0	0-4-4	3	9	0	0	0	0	20
Jared Nickens	0-2	0-2	0-0	0-0-0	1	0	0	0	0	1	16
Michal Cekovsky	0-0	0-0	0-0	0-1-1	1	0	0	0	1	0	9
Varun Ram	0-0	0-0	0-0	0-0-0	0	0	0	0	0	0	0+
Dion Wiley	0-0	0-0	0-0	0-0-0	0	0	1	0	0	0	6
Team	6-0-6										
<b>Totals</b>	<b>20-50</b>	<b>8-20</b>	<b>10-13</b>	<b>13-17-30</b>	<b>18</b>	<b>58</b>	<b>12</b>	<b>13</b>	<b>3</b>	<b>4</b>	<b>200</b>

Total FG%	1st: 11-25 (44.0%)	2nd: 9-25 (36.0%)	Game: 40.0%
3-Pt FG%	1st: 5-9 (55.6%)	2nd: 3-11 (27.3%)	Game: 40.0%
F Throw%	1st: 6-6 (100.0%)	2nd: 4-7 (57.1%)	Game: 76.9%

**Officials:** Terry Wymer, DJ Carstensen, Paul Szelc

**Attendance:** 18,088 **Halftime Score:** 33-25, UMD

**Record:** MSU 23-10, 12-6; UMD 27-6, 14-4

**Key Moment:** After Michigan State trailed by as many as 16 points in the first half, the game was tied at 48 heading into the final five minutes. Gavin Schilling broke the tie with a free throw. After Maryland missed a free throw, Denzel Valentine found Schilling for a dunk. The Terrapins responded with a basket to cut the margin to one, but MSU scored the next six points to take a 57-50 lead with 1:29 left.

**Notes:** MSU improved to 5-7 in the semifinals, including 3-2 in Chicago ... Trailing by 16 points (23-7) in the first half, MSU recorded its largest comeback win since Jan. 28, 2004, when the Spartans rallied from a 23-point deficit in a 79-78 overtime victory at Minnesota ... Maryland opened the first half on a 12-1 run in the first 5:09, while Michigan State opened the second half on a 15-3 run over the first 8:02 ... Michigan State committed nine turnovers in the first half, but just two in the second half ... MSU improved to 3-0 all-time vs. Maryland in postseason play ... Branden Dawson's 17 points marked a personal high in Big Ten Tournament action ... Maryland made 5-of-9 3-pointers in the first half, but just 3-of-11 in the second half.



## 2014-15 BOX SCORES

34

#6/5 Wisconsin ..... 80  
 Michigan State ..... 69 OT  
 March 15, 2015 • Chicago Ill. • United Center

Michigan State	FG	3FG	FT	O-D-R	PF	PTS	A	T	B	S	MIN
Louravis Nairn Jr., g	1-1	1-1	2-2	0-2-2	2	5	0	0	0	2	28
Travis Trice, g	2-8	0-4	2-2	0-1-1	1	6	3	4	0	0	42
Branden Dawson, f	7-12	0-0	2-2	0-7-7	4	16	1	3	0	1	38
Gavin Schilling, f	2-5	0-0	0-0	2-2-4	2	4	0	1	0	0	19
Denzel Valentine, g	6-12	4-6	0-0	1-7-8	3	16	6	4	0	0	41
Marvin Clark Jr.	2-3	0-0	0-0	2-1-3	0	4	1	0	0	0	6
Alvin Ellis III	0-0	0-0	0-0	0-0-0	1	0	0	1	0	0	4
Bryn Forbes	3-5	1-3	3-3	0-0-0	1	10	3	0	0	0	21
Matt Costello	4-7	0-0	0-0	1-3-4	3	8	2	0	2	0	26
Keenan Wetzel	0-0	0-0	0-0	0-0-0	0	0	0	0	0	0	0+
Team	1-2-3										
<b>Totals</b>	<b>27-53</b>	<b>6-14</b>	<b>9-9</b>	<b>7-25-32</b>	<b>17</b>	<b>69</b>	<b>16</b>	<b>13</b>	<b>2</b>	<b>3</b>	<b>225</b>

Total FG%	1st: 12-22 (54.5%)	2nd: 15-25 (60.0%)	OT: 0-6 (0.0%)	Game: 50.9%
3-Pt FG%	1st: 2-4 (50.0%)	2nd: 4-8 (50.0%)	OT: 0-2 (0.0%)	Game: 42.9%
F Throw%	1st: 6-6 (100.0%)	2nd: 3-3 (100.0%)	OT: 0-0 (0.0%)	Game: 100%

Wisconsin	FG	3FG	FT	O-D-R	PF	PTS	A	T	B	S	MIN
Nigel Hayes, f	5-11	3-4	12-12	0-5-5	1	25	1	1	0	2	39
Sam Dekker, f	2-7	0-3	0-1	0-3-3	0	4	0	1	0	2	39
Josh Gasser, g	1-2	1-2	0-0	1-2-3	3	3	2	1	0	2	44
Bronson Koenig, g	5-10	4-8	4-6	1-3-4	3	18	9	3	0	0	42
Frank Kaminsky, f	8-16	2-4	1-1	0-5-5	3	19	4	0	1	0	42
Zak Showalter	0-0	0-0	0-0	0-0-0	1	0	0	0	0	0	4
Duje Dukan	4-6	3-5	0-0	1-0-1	0	11	2	0	0	1	15
Team	1-1-2										
<b>Totals</b>	<b>25-52</b>	<b>13-26</b>	<b>17-20</b>	<b>4-19-23</b>	<b>11</b>	<b>80</b>	<b>18</b>	<b>7</b>	<b>1</b>	<b>7</b>	<b>225</b>

Total FG%	1st: 11-26 (42.3%)	2nd: 12-22 (54.5%)	OT: 2-4 (50.0%)	Game: 48.1%
3-Pt FG%	1st: 5-14 (35.7%)	2nd: 6-10 (60.0%)	OT: 2-2 (100.0%)	Game: 50.0%
F Throw%	1st: 4-5 (80.0%)	2nd: 8-8 (100.0%)	OT: 5-7 (71.4%)	Game: 85.0%

**Officials:** Lamont Simpson, Terry Wymer, Gene Steratore  
**Attendance:** 17,213      **Halftime Score:** MSU, 32-31  
**Halftime Score:** 69-69  
**Record:** MSU 23-11, 12-6; WIS 31-3, 16-2

**Key Moment:** MSU took a 69-67 lead with 44 seconds left. The Spartan defense forced a Badger miss. Josh Gasser tried to save the ball in the corner. Although TV replays show he was clearly out of bounds, he threw the ball back in and Denzel Valentine grabbed it. Valentine, however, turned the ball over, and Wisconsin capitalized by making two free throws to send the game into overtime.

**Notes:** Branden Dawson and Travis Trice were named to the Big Ten All-Tournament Team ... MSU lost its first Big Ten Tournament Championship Game, falling to 4-1 ... MSU shot 57.4 percent in regulation, but missed all six shots in overtime ... MSU and Wisconsin met for the eighth time in Big Ten Tournament history, marking the most meetings for any Spartan opponent ... MSU played its seventh overtime game of the season ... One day after recording its largest comeback win of the season (16 vs. Maryland), MSU gave up its largest lead in defeat (11 points).



Denzel Valentine (above) combined with Branden Dawson (below) to lead MSU with 16 points against Wisconsin. Valentine also led the Spartans with eight rebounds and six assists, while Dawson added seven boards.





## 2014-15 BOX SCORES

## SPARTANS

35

#32/22 Michigan State ..... 70  
 Georgia ..... 63  
 March 20, 2015 • Charlotte, N.C. • Time Warner Cable Arena

Michigan State	FG	3FG	FT	O-D-R	PF	PTS	A	TO	B	S	MIN
Branden Dawson, f	6-9	0-0	2-4	0-6-6	3	14	1	0	2	1	23
Gavin Schilling, f	0-0	0-0	0-0	0-0-0	3	0	0	0	0	0	4
Louravlis Naim Jr., g	1-3	0-0	1-3	1-2-3	2	3	3	1	0	2	19
Travis Trice, g	6-15	2-5	1-2	0-3-3	0	15	6	4	0	0	35
Denzel Valentine, g	4-9	2-5	6-6	0-6-6	3	16	6	1	0	3	37
Marvin Clark Jr.	3-5	0-2	0-0	0-1-1	2	6	0	1	0	1	13
Alvin Ellis III	0-0	0-0	0-2	0-1-1	1	0	1	0	0	1	6
Bryn Forbes	5-8	3-6	1-1	0-1-1	2	14	1	1	0	0	23
Matt Costello	1-8	0-0	0-0	2-5-7	5	2	0	1	1	0	29
Colby Wollenman	0-0	0-0	0-1	2-3-5	1	0	0	0	0	0	11
Team				0-2-2							

**Totals** 26-57 7-18 11-19 5-30-35 22 70 18 9 3 8 200

Total FG% 1st: 14-30 (46.7%) 2nd: 12-27 (44.4%) Game: 45.6%  
 3-Pt FG% 1st: 5-12 (41.7%) 2nd: 2-6 (33.3%) Game: 38.9%  
 F Throw% 1st: 2-4 (50.0%) 2nd: 9-15 (60.0%) Game: 57.9%

Georgia	FG	3FG	FT	O-D-R	PF	PTS	A	TO	B	S	MIN
Marcus Thornton, f	2-8	0-1	8-8	1-9-10	4	12	3	2	0	1	33
Nemanja Djuricic, f	2-9	1-4	2-4	5-7-12	2	7	2	1	0	0	34
Charles Mann, g	6-14	1-1	6-9	1-2-3	4	19	1	2	0	1	32
Kenny Gaines, g	5-10	2-4	3-3	0-0-0	5	15	0	1	0	1	20
J.J. Frazier, g	0-7	0-3	0-0	0-5-5	0	0	2	2	1	0	37
Yante Maten	1-3	0-0	0-0	0-3-3	0	2	0	0	1	0	13
Taylor Echols	0-1	0-1	0-0	0-0-0	2	0	0	0	0	0	2
Cameron Forte	3-5	0-0	2-2	3-2-5	1	8	0	3	0	1	19
Brandon Young	0-0	0-0	0-0	0-0-0	0	0	0	0	0	0	0+
Houston Kessler	0-0	0-0	0-0	0-0-0	0	0	0	0	0	0	0+
Kenny Paul Geno	0-0	0-0	0-0	0-0-0	1	0	0	1	0	0	10
Team				2-3-5							

**Totals** 19-57 4-14 21-26 12-31-43 19 63 8 12 2 4 200

Total FG% 1st: 7-25 (28.0%) 2nd: 12-32 (37.5%) Game: 33.3%  
 3-Pt FG% 1st: 2-7 (28.6%) 2nd: 2-7 (28.6%) Game: 28.6%  
 F Throw% 1st: 6-7 (85.7%) 2nd: 15-19 (78.9%) Game: 80.8%

**Officials:** Michael Stephens, Joe Lindsay, Donnie Eppley  
**Attendance:** 16,551 **Halftime Score:** MSU, 35-22  
**Record:** MSU 24-11; UGA 21-12

**Key Moment:** MSU's 13-point halftime lead had been cut to two points at 39-37. The Spartans responded with the next five points, including a three-point play from Branden Dawson, to spark a 13-4 run and push MSU's lead to 52-41.

**Notes:** Michigan State became the ninth school to win 60 NCAA Tournament games ... MSU improved to 14-4 in the opening game of the NCAA Tournament under Tom Izzo, and 23-6 overall ... MSU improved to 9-1 all-time against current members of the SEC in the NCAA Tournament, including 7-0 under Izzo ... Izzo passed Bob Knight for most NCAA Tournament wins by a Big Ten coach with 43 victories ... Denzel Valentine scored in double figures for the first time in eight NCAA Tournament games ... MSU held Georgia to 33.3 percent shooting, marking the third-straight NCAA Tournament opponent to shoot below 40 percent vs. MSU ... Bryn Forbes scored 14 points in his first-career NCAA Tournament game, marking his most points since scoring 21 at Wisconsin on March 1 ... After playing just six minutes in the first half, Branden Dawson scored all 14 of his points and grabbed all six of his rebounds in the second half.



Bryn Forbes opened the NCAA Tournament with 14 points, hitting 3-of-6 from behind the arc. Forbes knocked down nine 3-point field goals in the first four games of the tournament.



Marvin Clark Jr. soars in for two of his six points in his NCAA Tournament debut.





## 2014-15 BOX SCORES



Brandon Dawson grabbed nine rebounds against Virginia. Dawson's 44 boards in the 2015 NCAA Tournament moved him into sixth all-time for Spartans in the tournament with 93 rebounds in 12 career games.



Travis Trice recorded 23 points against the Cavaliers, including 13 in the first 5:31 as MSU sprinted out to a 15-4 lead.



36

#23/22 Michigan State ..... 60  
 #6/6 Virginia ..... 54  
 March 22, 2015 • Charlotte, N.C. • Time Warner Cable Arena

Michigan State	FG	3FG	FT	O-D-R	PF	PTS	A	T	B	S	MIN
Brandon Dawson, f	5-9	0-0	5-9	2-7-9	0	15	0	2	4	1	34
Gavin Schilling, f	1-2	0-0	2-4	0-2-2	3	4	0	0	2	0	17
Lourawls Naim Jr., g	0-0	0-0	1-2	0-2-2	4	1	0	0	0	0	17
Travis Trice, g	7-15	4-8	5-6	0-2-2	1	23	3	1	0	1	39
Denzel Valentine, g	1-6	1-2	1-2	1-3-4	4	4	4	1	0	0	21
Marvin Clark Jr.	0-1	0-1	1-2	1-1-2	1	1	0	0	0	0	11
Alvin Ellis III	0-2	0-0	1-4	1-0-1	2	1	0	0	0	1	11
Bryn Forbes	2-3	1-1	2-2	0-3-3	1	7	0	2	0	0	27
Matt Costello	1-2	0-0	2-2	2-3-5	3	4	0	0	1	1	23
Team				0-2-2							
<b>Totals</b>	<b>17-40</b>	<b>6-12</b>	<b>20-33</b>	<b>7-25-32</b>	<b>19</b>	<b>60</b>	<b>7</b>	<b>6</b>	<b>7</b>	<b>4</b>	<b>200</b>

Total FG%	1st: 9-20 (45.0%)	2nd: 8-20 (40.0%)	Game: 42.5%
3-Pt FG%	1st: 3-6 (50.0%)	2nd: 3-6 (50.0%)	Game: 50.0%
F Throw%	1st: 2-6 (33.3%)	2nd: 18-27 (66.7%)	Game: 60.6%

Virginia	FG	3FG	FT	O-D-R	PF	PTS	A	T	B	S	MIN
Justin Anderson, f	2-7	0-4	4-7	0-1-1	2	8	0	2	1	0	25
Anthony Gill, f	3-9	0-0	5-8	4-2-6	5	11	1	0	0	0	30
Darion Atkins, c	4-10	0-0	2-2	7-7-14	4	10	0	0	2	0	29
M. Brogdon, g	3-12	1-6	2-2	1-2-3	1	9	1	2	0	2	36
L. Perrantes, g	2-10	0-4	1-2	1-4-5	0	5	2	1	0	0	38
Marial Shayok	1-4	1-2	3-4	0-2-2	1	6	1	0	0	0	15
Mike Tobey	1-3	0-0	1-1	3-1-4	1	3	0	0	0	0	12
Evan Nolte	1-2	0-1	0-0	1-0-1	4	2	1	0	0	0	15
Team				1-2-3							
<b>Totals</b>	<b>17-57</b>	<b>2-17</b>	<b>18-26</b>	<b>18-21-39</b>	<b>18</b>	<b>54</b>	<b>6</b>	<b>5</b>	<b>3</b>	<b>2</b>	<b>200</b>

Total FG%	1st: 8-30 (26.7%)	2nd: 9-27 (33.3%)	Game: 29.8%
3-Pt FG%	1st: 1-7 (14.3%)	2nd: 1-10 (10.0%)	Game: 11.8%
F Throw%	1st: 1-2 (50.0%)	2nd: 17-24 (70.8%)	Game: 69.2%

**Officials:** Mark Whitehead, Bryan Kersey, Joe Lindsay  
**Attendance:** **Halftime Score:** 23-18, MSU  
**Record:** MSU 25-11; UVA 30-4

**Key Moment:** MSU led 49-44 in the final three minutes. With the shot clock winding down, Travis Trice hit a deep three to give MSU a 52-44 lead with 2:51 remaining.

**Notes:** MSU advanced to the Sweet 16 for the fourth straight season and a nation's best seventh time in the last eight years ... MSU improved to 15-4 in the round of 32 since the tournament expanded to 64 teams in 1985 ... Tom Izzo improved to 13-1 in round of 32 games, the best winning percentage (.929) in NCAA Tournament history ... MSU improved to 20-4 in the second game of an NCAA Tournament weekend under Izzo ... MSU's defense held Virginia to .298 shooting, marking the Cavaliers' lowest percentage of the season ... With four blocks, Brandon Dawson tied the second-best single-game effort for a Spartan in NCAA Tournament history and also moved into second place in MSU career blocks ... The Spartan senior class joined the 2001 senior class with four straight trips to the Sweet 16 ... MSU set season lows with 17 field goals and 40 field goal attempts, and season highs with 20 free throws and 33 free throw attempts ... MSU committed just six turnovers, including just one in the second half.



## 2014-15 BOX SCORES

## SPARTANS



Travis Trice led MSU with 24 points against Oklahoma in the Sweet 16.



Tum Tum Nairn Jr. was matched up against a former prep teammate and fellow Bahamian in Oklahoma's Buddy Hield.



**37** #23/22 Michigan State . . . . . 62  
#13/15 Oklahoma . . . . . 58  
March 27, 2015 • Syracuse, N.Y. • Carrier Dome

Michigan State	FG	3FG	FT	O-D-R	PF	PTS	A	TO	B	S	MIN
Branden Dawson, f	3-7	0-0	0-2	4-7-11	2	6	2	0	1	0	33
Gavin Schilling, f	4-5	0-0	0-2	2-0-2	4	8	0	0	0	0	20
Lourawls Nairn Jr., g	0-1	0-0	0-0	0-0-0	1	0	1	1	0	0	11
Travis Trice, g	7-14	4-9	6-6	0-3-3	1	24	2	1	0	0	36
Denzel Valentine, g	6-17	4-11	2-2	3-4-7	0	18	2	0	0	0	38
Marvin Clark Jr.	0-2	0-2	1-2	0-3-3	3	1	0	1	0	0	7
Alvin Ellis III	0-1	0-1	0-0	2-1-3	0	0	1	0	0	0	4
Bryn Forbes	1-6	1-4	0-0	0-2-2	1	3	1	0	0	0	31
Matt Costello	1-3	0-0	0-2	3-0-3	4	2	0	1	0	1	15
Colby Vollenman	0-1	0-0	0-0	0-0-0	0	0	0	1	0	0	5
Team				1-1-2							
<b>Totals</b>	<b>22-57</b>	<b>9-27</b>	<b>9-16</b>	<b>15-21-36</b>	<b>16</b>	<b>62</b>	<b>9</b>	<b>5</b>	<b>1</b>	<b>1</b>	<b>200</b>

Total FG%	1st: 10-32 (31.3%)	2nd: 12-25 (48.0%)	Game: 38.6%
3-Pt FG%	1st: 4-13 (30.8%)	2nd: 5-14 (35.7%)	Game: 33.3%
F Throw%	1st: 3-6 (50.0%)	2nd: 6-10 (60.0%)	Game: 56.3%

Oklahoma	FG	3FG	FT	O-D-R	PF	PTS	A	TO	B	S	MIN
T. Thomas, f	5-12	0-0	6-6	5-2-7	2	16	1	2	2	1	36
Ryan Spangler, f	1-2	0-0	2-2	4-5-9	3	4	0	0	0	0	28
Isaiah Cousins, g	2-8	0-1	1-2	0-3-3	1	5	2	1	0	0	25
Buddy Hield, g	7-17	3-10	4-4	2-4-6	2	21	2	0	0	0	38
Jordan Woodard, g	1-1	0-0	1-2	0-2-2	3	9	1	2	0	1	35
Khadeem Latif	1-1	0-0	1-2	3-1-4	2	3	0	1	1	0	15
D.J. Bennett	0-0	0-0	0-0	0-0-0	2	0	0	0	0	0	2
Frank Booker	0-4	0-4	0-0	0-3-3	1	0	1	1	1	0	21
Team				0-4-4							
<b>Totals</b>	<b>20-55</b>	<b>4-17</b>	<b>14-16</b>	<b>14-24-38</b>	<b>16</b>	<b>58</b>	<b>7</b>	<b>7</b>	<b>4</b>	<b>2</b>	<b>200</b>

Total FG%	1st: 13-32 (40.6%)	2nd: 7-23 (30.4%)	Game: 36.4%
3-Pt FG%	1st: 3-9 (33.3%)	2nd: 1-8 (12.5%)	Game: 23.5%
F Throw%	1st: 2-3 (66.7%)	2nd: 12-13 (92.3%)	Game: 87.5%

**Officials:** Jamie Luckie, Ed Corbett, Antonio Petty  
**Attendance:** 24,453 **Halftime Score:** 31-27, OU  
**Record:** MSU 26-11; OU 24-11

**Key Moment:** MSU led 58-56 in the final minute with possession of the ball. The Spartans missed a pair of shots but grabbed two offensive rebounds. Denzel Valentine was fouled on the second one and went to the foul line where he made two free throws to give MSU a 60-56 lead with 25 seconds remaining.

**Notes:** MSU improved to 9-4 in the Sweet 16 under Tom Izzo ... Izzo recorded his 12th NCAA Tournament win as a lower seed (12-9), marking the most in tournament history ... Denzel Valentine became the 48th Spartan to score 1,000 career points ... Valentine and Travis Trice combined to score 27 points in the second half, the same point total as Oklahoma after the break ... MSU shot just .563 from the foul line, but Trice and Valentine combined to shoot 6-of-6 in the final 1:19 to secure the victory ... Branden Dawson's 11 rebounds were a personal best in NCAA Tournament play ... MSU committed a season-low five turnovers, including just one in the second half, marking the fewest by the Spartans since committing five vs. Michigan on Jan. 25, 2014, and the fewest in an NCAA Tournament game since committing five vs. North Carolina in the 1998 Sweet 16.



## 2014-15 BOX SCORES

38

#23/22 Michigan State ..... 76  
 #17/16 Louisville ..... 70 OT  
 March 29, 2015 • Syracuse, N.Y. • Carrier Dome

Michigan State	FG	3FG	FT	O-D-R	PF	PTS	A	T	B	S	M	IN
Branden Dawson, f 4-11	0-0	1-2	3-8	11	2	9	0	3	4	1	34	
Gavin Schilling, f	1-2	0-0	4-4	2-1	3	5	6	1	1	1	0	19
Lourawls Nairn Jr., g 1-3	0-0	1-2	0-3	3	1	3	1	1	0	0	19	
Travis Trice, g	5-15	3-10	4-4	0-5	5	0	17	5	2	0	1	44
Denzel Valentine, g 7-15	1-5	0-0	1-6	7	3	15	6	3	1	2	30	
Marvin Clark Jr.	2-2	1-1	0-2	1-0	1	3	5	2	0	0	1	18
Alvin Ellis III	0-1	0-1	1-2	0-1	1	0	1	1	0	0	0	8
Bryn Forbes	4-7	4-6	2-2	0-1	1	3	14	2	0	0	0	33
Matt Costello	2-4	0-0	2-2	0-3	3	5	6	2	0	1	0	20
Team				3-3	6							2
<b>Totals</b>	<b>26-60</b>	<b>9-23</b>	<b>15-20</b>	<b>10-31</b>	<b>41</b>	<b>22</b>	<b>76</b>	<b>20</b>	<b>12</b>	<b>7</b>	<b>5</b>	<b>225</b>

Total FG% 1st: 12-28 (42.9%) 2nd: 11-25 (44.0%) OT: 3-7 (42.9%) Game: 43.3%  
 3-Pt FG% 1st: 5-12 (41.7%) 2nd: 3-8 (37.5%) OT: 1-3 (33.3%) Game: 39.1%  
 F Throw% 1st: 3-4 (75.0%) 2nd: 8-12 (66.7%) OT: 4-4 (100.0%) Game: 75.0%

Louisville	FG	3FG	FT	O-D-R	PF	PTS	A	T	B	S	M	IN
Montrezl Harrell, f 6-12	0-0	4-9	4-5	9	1	16	4	2	1	1	42	
Mangok Mathiang, f 1-1	0-0	2-4	3-4	7	4	4	0	0	2	1	37	
Terry Rozier, c	6-23	0-2	1-1	2-6	8	2	13	3	3	1	4	45
Quentin Snider, g	2-9	0-2	0-2	1-4	5	1	4	2	1	1	0	42
Wayne Blackshear, g 6-13	4-6	12-12	0-3	3	4	28	1	0	1	0	39	
Chinanu Onuaku	1-1	0-0	0-0	1-2	3	2	2	0	0	0	0	8
Jaylen Johnson	1-1	0-0	0-0	1-0	1	0	2	0	0	0	0	3
Shaqquan Aaron	0-1	0-0	0-0	0-0	0	0	0	0	1	0	0	2
Anton Gill	0-3	0-1	0-0	0-0	0	1	0	0	2	0	0	5
Dillon Avara	0-0	0-0	1-1	0-0	0	1	0	0	0	0	0	0+
David Levitch	0-0	0-0	0-0	0-0	0	1	0	0	0	0	0	2
Team				3-2	5							
<b>Totals</b>	<b>23-64</b>	<b>4-11</b>	<b>20-29</b>	<b>15-26</b>	<b>41</b>	<b>16</b>	<b>70</b>	<b>10</b>	<b>9</b>	<b>6</b>	<b>6</b>	<b>225</b>

Total FG% 1st: 17-32 (53.1%) 2nd: 5-25 (20.0%) OT: 1-7 (14.3%) Game: 35.9%  
 3-Pt FG% 1st: 3-5 (60.0%) 2nd: 1-4 (25.0%) OT: 0-2 (0.0%) Game: 36.4%  
 F Throw% 1st: 3-6 (50.0%) 2nd: 14-19 (73.7%) OT: 3-4 (75.0%) Game: 69.0%


**Officials:** Doug Shows, Verne Harris, Patrick Driscoll  
**Attendance:** 24,404 **Halftime Score:** 40-32, UL  
**End of Regulation:** 65-65  
**Record:** MSU 27-11; UL 27-9

**Key Moment:** With MSU trailing 51-47, Gavin Schilling hit both ends of a one-and-one. It sparked a 10-0 run that was capped by back-to-back 3-pointers from Bryn Forbes and Travis Trice as MSU took a 57-51 lead.

**Notes:** MSU improved to 7-2 in the Elite Eight under Tom Izzo ... MSU rallied from an eight-point halftime deficit after Louisville had won 94 straight games when leading by six or more points at the half ... Denzel Valentine and Travis Trice became the first Big Ten teammates to both record at least 15 points, five rebounds and five assists in the NCAA Tournament Regional Final or Final Four since Ohio State's Scoonie Penn and Michael Redd did it in 1999 ... Trice was named East Regional Most Outstanding Player, and Valentine was named to the All-Regional Team ... After allowing Louisville to shoot 53.1 percent in the first half, MSU held the Cardinals to 20.0 percent shooting in the second half, as U of L scored just one basket in the half court ... MSU improved to 21-4 in the second game of an NCAA Tournament weekend under Tom Izzo ... With 11 rebounds, Branden Dawson moved into seventh place in MSU history with 895 career boards ... MSU played its eighth overtime game of the season, improving to 3-5.



Michigan State has made a nation's-best seven Final Fours in the past 17 years under head coach Tom Izzo.



Bryn Forbes scored 11 of his 14 points against Louisville after the half, including the first five points of overtime.







## 2014-15 BOX SCORES

## SPARTANS

39

#23/22 Michigan State ..... 61  
 #4/5 Duke ..... 81  
 April 4, 2015 • Indianapolis, Ind. • Lucas Oil Stadium

Michigan State	FG	3FG	FT	O-D-R	PF	PTS	A	TO	B	S	MIN
Branden Dawson, f	5-12	0-0	2-5	3-4-7	4	12	0	5	2	2	30
Gavin Schilling, f	0-0	0-0	0-0	2-0-2	4	0	0	0	0	0	12
Lourawls Naim Jr., g	0-3	0-0	2-2	0-1-1	3	2	5	0	0	0	19
Travis Trice, g	6-13	2-7	2-3	1-1-2	3	16	5	3	0	0	35
Denzel Valentine, g	7-11	5-9	3-4	1-10-11	1	22	0	2	0	0	37
Marvin Clark Jr.	0-2	0-0	1-2	0-1-1	4	1	0	2	0	0	10
Alvin Ellis III	0-2	0-1	0-0	0-0-0	0	0	0	1	0	0	11
Bryn Forbes	0-4	0-3	0-0	0-1-1	3	0	0	0	0	0	19
Matt Costello	3-5	0-0	0-0	1-2-3	4	6	0	0	1	0	15
Trevor Bohnhoff	0-0	0-0	0-0	0-0-0	0	0	0	0	0	1	1
Keenan Wetzel	0-1	0-0	0-0	0-0-0	0	0	0	0	0	0	1
Colby Wollenman	1-2	0-0	0-0	0-3-3	2	2	0	1	0	1	10
Team				1-1-2							
<b>Totals</b>	<b>22-55</b>	<b>7-20</b>	<b>10-16</b>	<b>9-24-33</b>	<b>28</b>	<b>61</b>	<b>10</b>	<b>14</b>	<b>3</b>	<b>4</b>	<b>200</b>

Total FG%	1st: 8-27 (29.6%)	2nd: 14-28 (50.0%)	Game: 40.0%
3-Pt FG%	1st: 4-9 (44.4%)	2nd: 3-11 (27.3%)	Game: 35.0%
F Throw%	1st: 5-7 (71.4%)	2nd: 5-9 (55.6%)	Game: 62.5%

Duke	FG	3FG	FT	O-D-R	PF	PTS	A	TO	B	S	MIN
Justise Winslow, f	5-7	0-0	9-11	1-8-9	3	19	2	2	0	2	29
Jahlil Okafor, c	7-11	0-0	4-7	3-3-6	2	18	0	2	2	2	30
Quinn Cook, g	6-12	1-3	4-4	0-2-2	3	17	2	0	0	1	35
Tyus Jones, g	3-8	1-3	2-3	0-2-2	2	9	4	1	1	2	38
Matt Jones, g	3-6	0-2	1-2	0-2-2	1	7	2	1	0	2	28
Grayson Allen	2-6	0-2	5-6	1-4-5	3	9	0	1	0	0	17
Amile Jefferson	0-0	0-0	1-2	2-5-7	3	1	0	1	0	0	11
Marshall Plumlee	0-0	0-0	1-2	0-3-3	1	1	0	0	1	0	10
Sean Kelly	0-0	0-0	0-0	0-0-0	0	0	0	0	0	0	1
Nick Pagliuca	0-0	0-0	0-0	0-0-0	0	0	0	0	0	0	1
Team				0-0-0							
<b>Totals</b>	<b>26-50</b>	<b>2-10</b>	<b>27-37</b>	<b>7-29-36</b>	<b>18</b>	<b>81</b>	<b>10</b>	<b>8</b>	<b>4</b>	<b>9</b>	<b>200</b>

Total FG%	1st: 11-24 (45.8%)	2nd: 15-26 (57.7%)	Game: 52.0%
3-Pt FG%	1st: 2-6 (33.3%)	2nd: 0-4 (0.0%)	Game: 20.0%
F Throw%	1st: 12-16 (75.0%)	2nd: 15-21 (71.4%)	Game: 73.0%

Officials: Pat Adams, Bryan Kersey, Mike Eades

Attendance: 72,238

Halftime Score: 36-25, Duke

Record: MSU 27-12; Duke 34-4

**Key Moment:** After MSU jumped out 14-6 early, Duke took its first lead with 9:38 left in the first half at 18-16 and used a 27-8 run to push the lead to double-digits at 33-22 with 2:37 left in the opening half.

**Notes:** Denzel Valentine recorded his third double-double of the season and seventh of his career with a game-high 22 points and 11 rebounds ... The 22 points represented a career high in an NCAA Tournament game for Valentine (previous: 18 vs. Oklahoma) ... The 11 rebounds tied a season high and were also the most by Valentine in an NCAA Tournament game ... Branden Dawson recorded two blocks to become MSU's all-time blocks leader with 142 (previous record holder: Adreian Payne) ... Travis Trice, the Most Outstanding Player of the East Region, scored 16 points on 6-of-13 shooting, including two 3-pointers ... Trice finished the NCAA Tournament by averaging 19.0 points per game ... Michigan State dropped to 3-6 all-time in the national semifinals ... Michigan State made its ninth Final Four appearance, including its seventh under Tom Izzo.



Branden Dawson closed his career with more than 1,000-career points and as MSU's all-time leader in blocks.



In his final game as a Spartan, Travis Trice scored 16 points against Duke.



Denzel Valentine led MSU with 22 points and 11 rebounds against the Blue Devils.





## 2014-15 STATISTICS

## ALL GAMES: 27-12

PLAYER	G-GS	MIN-AVG	FG-FGA	PCT.	3FG-FGA	PCT.	FT-FTA	PCT.	OFF-DEF	TOT-AVG	PF-D	AT	TO	BS	ST	PTS-AVG
T. Trice	39-33	1309-33.6	195-491	.397	90-244	.369	118-165	.715	18-105	123-3.2	70-1	197	69	6	40	598-15.3
D. Valentine	39-39	1295-33.2	197-445	.443	102-245	.416	71-86	.826	46-199	245-6.3	85-3	167	92	9	35	567-14.5
B. Dawson	35-32	1055-30.1	182-340	.535	0-0	.000	51-104	.490	102-216	318-9.1	72-1	59	67	58	42	415-11.9
B. Forbes	39-24	1022-26.2	110-246	.447	70-164	.427	42-52	.808	8-48	56-1.4	61-0	38	31	5	23	332-8.5
M. Costello	39-6	794-20.4	110-190	.579	0-4	.000	53-79	.671	79-123	202-5.2	107-4	29	31	48	16	273-7.0
G. Schilling	39-33	659-16.9	82-141	.582	0-0	.000	35-73	.479	66-84	150-3.8	115-4	15	33	25	7	199-5.1
M. Clark Jr.	39-7	437-11.2	64-127	.504	21-62	.339	27-40	.675	30-56	86-2.2	67-0	11	29	12	9	176-4.5
J. Bess	12-3	148-12.3	11-23	.478	1-2	.500	9-21	.429	15-20	35-2.9	16-0	12	9	3	4	32-2.7
L. Nairn Jr.	39-17	758-19.4	28-88	.318	3-10	.300	26-48	.542	6-56	62-1.6	83-4	94	36	1	11	85-2.2
A. Ellis III	32-1	274-8.6	17-53	.321	6-25	.240	15-33	.455	4-18	22-0.7	32-0	18	18	5	12	55-1.7
C. Wollenman	29-0	220-7.6	17-28	.607	0-0	.000	2-9	.222	14-35	49-1.7	27-0	6	12	4	3	36-1.2
K. Wetzel	14-0	31-2.2	1-9	.111	1-7	.143	0-0	.000	1-3	4-0.3	2-0	0	1	0	0	3-0.2
T. Bohnhoff	13-0	23-1.8	0-0	.000	0-0	.000	2-4	.500	1-2	3-0.2	0-0	0	0	0	1	2-0.2
TEAM.....									46-57	103-2.6	1-0.3		13			
Total.....	39	8025	1014-2181	.465	294-763	.385	451-714	.632	436-1022	1458-37.4	738-17	646	441	176	203	2773-71.1
Opponents.....	39	8025	833-2104	.396	224-712	.315	592-820	.722	378-869	1247-32.0	701-0	409	418	110	217	2482-63.6

## SCORE BY HALVES

	1st	2nd	OT	Total
Michigan State	1273	1417	72	2773
Opponents	1099	1296	74	2482

## BIG TEN GAMES: 12-6/t-3rd

PLAYER	G-GS	MIN-AVG	FG-FGA	PCT.	3FG-FGA	PCT.	FT-FTA	PCT.	OFF-DEF	TOT-AVG	PF-D	AT	TO	BS	ST	PTS-AVG
T. Trice	18-12	588-32.7	90-236	.381	41-114	.360	70-102	.686	10-49	59-3.3	36-0	89	26	3	24	291-16.2
D. Valentine	18-18	592-32.9	90-218	.413	46-123	.374	36-45	.800	25-93	118-6.6	37-2	73	39	2	14	262-14.6
B. Dawson	17-16	551-32.4	90-155	.581	0-0	.000	24-49	.490	54-112	166-9.8	31-1	28	36	35	21	204-12.0
B. Forbes	18-12	467-25.9	51-120	.425	30-74	.405	16-22	.727	5-20	25-1.4	30-0	14	19	4	15	148-8.2
M. Costello	18-0	377-20.9	46-83	.554	0-2	.000	25-41	.610	35-53	88-4.9	46-2	14	11	27	9	117-6.5
G. Schilling	18-18	305-16.9	31-61	.508	0-0	.000	13-25	.520	31-43	74-4.1	57-3	8	15	9	4	75-4.2
L. Nairn Jr.	18-9	354-19.7	20-50	.400	2-6	.333	9-16	.563	1-22	23-1.3	44-4	39	16	0	2	51-2.8
M. Clark Jr.	18-2	161-8.9	16-36	.444	6-19	.316	9-12	.750	10-10	20-1.1	22-0	6	7	4	1	47-2.6
J. Bess	9-3	107-11.9	8-15	.533	1-1	1.000	3-9	.333	7-10	17-1.9	10-0	9	9	2	2	20-2.2
A. Ellis III	17-0	140-8.2	12-28	.429	4-13	.308	7-16	.438	1-10	11-0.6	17-0	7	10	1	3	35-2.1
C. Wollenman	11-0	74-6.7	5-7	.714	0-0	.000	2-6	.333	5-6	11-1.0	12-0	3	2	1	1	12-1.1
K. Wetzel	6-0	4-0.7	0-1	.000	0-1	.000	0-0	.000	0-1	1-0.2	0-0	0	0	0	0	0-0.0
T. Bohnhoff	5-0	5-1.0	0-0	.000	0-0	.000	0-0	.000	0-2	2-0.4	0-0	0	0	0	0	0-0.0
TEAM.....									26-22	48-2.6			8			
Total.....	18		459-1010	.454	130-353	.368	214-343	.624	210-453	663-36.8	343-12	290	198	88	96	1262-70.1
Opponents.....	18		387-939	.412	112-342	.327	282-387	.729	158-406	564-31.3	335-10	181	190	47	92	1168-64.9

## SCORE BY HALVES

	1st	2nd	OT	Total
Michigan State	559	651	52	1262
Opponents	525	600	43	1168



## 2014-15 BIG TEN RECAP

## SPARTANS

## 2014-15 BIG TEN STANDINGS

	Big Ten			Overall		
	W	L	Pct.	W	L	Pct.
1. Wisconsin <sup>1</sup>	36	4	.900	16	2	.889
2. Maryland	28	7	.800	14	4	.778
3. Michigan State	27	12	.692	12	6	.667
Purdue	21	13	.618	12	6	.667
Iowa	22	12	.647	12	6	.667
6. Ohio State	24	11	.686	11	7	.611
7. Indiana	20	14	.588	9	9	.500
Illinois	19	14	.576	9	9	.500
9. Michigan	16	16	.500	8	10	.444
10. Northwestern	15	17	.469	6	12	.333
Minnesota	18	15	.545	6	12	.333
12. Nebraska	13	18	.419	5	13	.278
13. Penn State	18	16	.529	4	14	.222
14. Rutgers	10	22	.313	2	16	.111
% Big Ten Champion	# Big Ten Tournament Champion					

## MSU IN BIG TEN STATS

Team (All Games)		Individual (All Games- Top 10)	
Scoring Offense	5th (71.1)	<b>Branden Dawson</b>	
Scoring Defense	7th (63.6)	Rebounding	1st (9.1)
Scoring Margin	3rd (+7.5)	Field Goal Pct.	6th (.535)
Free-Throw Pct.	14th (.632)	Blocked Shots	4th (1.7)
Field-Goal Pct.	3rd (.465)	Offensive Reb.	1st (2.9)
FG Pct. Defense	2nd (.396)	Defensive Reb.	2nd (6.2)
3-Pt. FG Pct.	2nd (.385)	<b>Bryn Forbes</b>	
3-Pt. FG Pct. Def.	1st (.315)	3-Pt. FG Pct.	4th (.427)
Rebounding Off.	2nd (37.4)	<b>Travis Trice</b>	
Rebounding Def.	2nd (32.0)	Scoring	10th (15.3)
Rebounding Margin	2nd (+5.4)	Assists	2nd (5.1)
Blocked Shots	4th (4.5)	Assist/TO Ratio	2nd (2.9)
Assists	1st (16.6)	Minutes Played	9th (33.6)
Steals	10th (5.2)	3-Pt. FG Made	7th (2.3)
Turnover Margin	9th (-0.6)	<b>Denzel Valentine</b>	
Assist/TO Ratio	2nd (1.5)	Assists	7th (4.3)
Offensive Reb.	5th (11.2)	3-Pt. FG Pct.	5th (.416)
Defensive Reb.	1st (26.2)	3-Pt. FG Made	2nd (2.6)
Offensive Reb. Pct.	5th (.334)	Assist/TO Ratio	8th (1.8)
Defensive Reb. Pct.	2nd (.730)	Defensive Reb.	6th (5.1)
3-Point FG Made	3rd (7.5)		

## 2015 BIG TEN TOURNAMENT RESULTS

**Wednesday, March 11, 2015**  
Penn State 68, Nebraska 65  
Minnesota 80, Rutgers 68

**Thursday, March 12, 2015**  
Michigan, 73, Illinois 55  
Penn State 67, Iowa 58  
Indiana 71, Northwestern 56  
Ohio State 79, Minnesota 73

**Friday, March 13, 2015**  
Wisconsin 71, Michigan 60  
Purdue 64, Penn State 59  
Maryland 75, Indiana 69  
Michigan State 76, Ohio State 67

**Saturday, March 14, 2015**  
Wisconsin 71, Purdue 51  
Michigan State 62, Maryland 58

**Sunday, March 15, 2015**  
Wisconsin 80, Michigan State 69 (OT)

**2015 All-Tournament Team**  
Branden Dawson, Michigan State  
Travis Trice, Michigan State  
D.J. Newbill, Penn State  
Frank Kaminsky, Wisconsin  
Nigel Hayes, Wisconsin

**2015 Most Outstanding Player**  
Frank Kaminsky, Wisconsin

## 2014-15 ALL-BIG TEN TEAMS

## Media

## FIRST TEAM

Yogi Ferrell, Indiana  
Aaron White, Iowa  
Melo Trimble, Maryland  
D'Angelo Russell, Ohio State  
Frank Kaminsky, Wisconsin

## SECOND TEAM

Dez Wells, Maryland  
Branden Dawson, Michigan State  
D.J. Newbill, Penn State  
A.J. Hammons, Purdue  
Sam Dekker, Wisconsin

## THIRD TEAM

Jake Layman, Maryland  
Travis Trice, Michigan State  
Denzel Valentine, Michigan State  
Terran Petteway, Nebraska  
Nigel Hayes, Wisconsin

## HONORABLE MENTION

Malcolm Hill, Illinois  
Rayvonte Rice, Illinois  
James Blackmon Jr., Indiana  
Troy Williams, Indiana  
Jarrod Uthoff, Iowa  
Andre Hollins, Minnesota  
Maurice Walker, Minnesota  
Tre Demps, Northwestern  
Alex Olah, Northwestern  
Shannon Scott, Ohio State  
Sam Thompson, Ohio State  
Raphael Davis, Purdue  
Jon Ocutus, Purdue  
Myles Mack, Rutgers

## PLAYER OF THE YEAR

Frank Kaminsky, Wisconsin

## FRESHMAN OF THE YEAR

D'Angelo Russell, Ohio St.

## COACH OF THE YEAR

Mark Turgeon, Maryland

## Coaches

## FIRST TEAM

Yogi Ferrell, Indiana  
Aaron White, Iowa  
Dez Wells, Maryland  
D'Angelo Russell, Ohio State  
Frank Kaminsky, Wisconsin

## SECOND TEAM

Melo Trimble, Maryland  
Branden Dawson, Michigan State  
D.J. Newbill, Penn State  
A.J. Hammons, Purdue  
Sam Dekker, Wisconsin

## THIRD TEAM

Jarrod Uthoff, Iowa  
Travis Trice, Michigan State  
Denzel Valentine, Michigan State  
Terran Petteway, Nebraska  
Nigel Hayes, Wisconsin

## HONORABLE MENTION

Malcolm Hill, Illinois  
Rayvonte Rice, Illinois  
James Blackmon Jr., Indiana  
Troy Williams, Indiana  
Jake Layman, Maryland  
Andre Hollins, Minnesota  
Tre Demps, Northwestern  
Raphael Davis, Purdue  
Jon Ocutus, Purdue

## ALL-FRESHMAN TEAM

James Blackmon Jr., Indiana  
Melo Trimble, Maryland  
Bryant McIntosh, Northwestern  
D'Angelo Russell, Ohio State  
Jae'Sean Tate, Ohio State

## ALL-DEFENSIVE TEAM

Nnanna Egwu, Illinois  
Branden Dawson, Michigan State  
Raphael Davis, Purdue  
A.J. Hammons, Purdue  
Josh Gasser, Wisconsin

## PLAYER OF THE YEAR

Frank Kaminsky, Wisconsin

## DEFENSIVE PLAYER OF THE YEAR

Raphael Davis, Purdue

## FRESHMAN OF THE YEAR

D'Angelo Russell, Ohio State


## SIXTH MAN OF THE YEAR

Gabe Olaseni, Iowa

## COACH OF THE YEAR

Bo Ryan, Wisconsin






# MICHIGAN STATE HISTORY & TRADITION



## 1979 NCAA CHAMPIONS

## SPARTANS



The 1978-79 season was truly a magical one for Coach Jud Heathcote and his Michigan State Spartans. Blending a perfect combination of individual ability, enthusiasm and teamwork, Heathcote formed a cohesive unit that captivated the nation and sellout crowds at Jenison Field House.

The Spartans compiled a 26-6 overall record and went 13-5 in the Big Ten to share the league crown with Purdue and Iowa.

State steamrolled through the NCAA Tournament, ending the season on top of the college basketball world with a 75-64 victory over Larry Bird and unbeaten Indiana State.

The 1978-79 squad gathered at Jenison Field House on Aug. 12, 1989, to play one more game against a team of former Spartan All-Stars. On a hot, sweltering night, the National Championship squad, led by Earvin Johnson's 25 points and 17 rebounds, topped the All-Stars, 95-93, before a sellout crowd of 10,004.



All-Americans Earvin "Magic" Johnson and Greg Kelser led the Spartans to the 1979 NCAA Championship.



Senior Greg Kelser (top), junior Terry Donnelly (above left) and sophomore Earvin Johnson (above right) enjoyed cutting down the nets.

The 1979 title game was the first of many great meetings between Earvin Johnson and Larry Bird (33).



Jud Heathcote guided the Spartans to the NCAA title in just his third season in East Lansing.



Stars like ISU's Larry Bird and MSU's Greg Kelser helped make the 1979 title game the highest rated game in college basketball history.






## 2000 NCAA CHAMPIONS

Tom Izzo talked to his team about leaving its mark on the program. The 1999-2000 Spartans did more than leave their mark; they set the standard by which all future Michigan State teams would be measured.

Part of being a champion is winning titles, which the Spartans accomplished in winning the National Championship, a third straight Big Ten Championship and a second consecutive Big Ten Tournament title. MSU's three consecutive conference crowns marked only the eighth time in league history that a team has won three straight titles.

A champion is also measured by its character. The Spartans displayed their relentless spirit in overcoming many different forms of adversity during the season. From playing the first 13 games of the season without All-America guard Mateen Cleaves to fighting back from significant second-half deficits in three NCAA Tournament games, Michigan State played with contagious emotion.

Finishing the season 32-7, the Spartans capped their championship run with an 89-76 victory over Florida on April 3, 2000, in the RCA Dome in Indianapolis. Michigan State became the first championship team to defeat all six of its NCAA opponents by double figures since the NCAA Tournament expanded to 64 teams.



Tom Izzo guided MSU to the title in his fifth season.



Seniors A.J. Granger (left), Morris Peterson (above) and Mateen Cleaves (right) closed their careers with a national title.





## BIG TEN CHAMPIONSHIP TEAMS

## SPARTANS

**1956-57 BIG TEN CHAMPIONS****16-0 Overall, 10-4 Big Ten**

MSU won its first Big Ten Championship under Coach Forrest Anderson. After opening the season with a 4-7 record, the Spartans won 10 in a row and 12-of-13 to capture a league title and advance to the school's first Final Four.

**1958-59 BIG TEN CHAMPIONS****19-4 Overall, 12-2 Big Ten**

Led by All-American Johnny Green, the Spartans cruised to a Big Ten Championship, winning the league by four games. MSU fell one game short of the Final Four.

**1966-67 BIG TEN CHAMPIONS****16-7 Overall, 10-4 Big Ten**

Michigan State won its last four games to claim a share of the Big Ten Championship. Indiana, however, earned the NCAA Tournament bid, ending MSU's year in the regular season.

**1977-78 BIG TEN CHAMPIONS****25-5 Overall, 15-3 Big Ten**

The 1977-78 Spartans established new team highs for overall and Big Ten victories. MSU won the league by three games and fell one game short of making the Final Four.

**1979 NCAA CHAMPIONS****1978-79 BIG TEN CHAMPIONS****26-6 Overall, 13-5 Big Ten**

After opening Big Ten play at 4-4, MSU won nine straight games to claim a share of the league. All-Americans Greg Kelser and Earvin Johnson then led MSU to its first National Championship, winning every game by double figures.

**1989-90 BIG TEN CHAMPIONS****28-6 Overall, 15-3 Big Ten**

The Spartans closed the season with 10 straight conference wins to claim the league title. Junior All-American Steve Smith paced the Spartans, who fell to Georgia Tech in overtime in the NCAA Tournament Sweet 16.

**1997-98 BIG TEN CHAMPIONS****22-8 Overall, 13-3 Big Ten**

Sophomore Mateen Cleaves was named Big Ten Player of the Year as he helped take a team that finished sixth in the league a year before to the first league championship of the Tom Izzo era and a trip to the NCAA Sweet 16.

**1998-99 BIG TEN CHAMPIONS****33-5 Overall, 15-1 Big Ten**

MSU established a team and Big Ten record by winning 33 games, including a 15-1 league record. After losing the Big Ten opener, the Spartans won 22 straight games, capturing the Big Ten Tournament and advancing to the Final Four.



## BIG TEN CHAMPIONSHIP TEAMS

**2000 NCAA CHAMPIONS****1999-2000 BIG TEN CHAMPIONS****32-7 Overall, 13-3 Big Ten**

MSU won its third-straight Big Ten Championship and the second NCAA Championship in school history. The Spartans won 20 of their final 22 games, including the last 11 to win a regular-season championship, a Big Ten Tournament title and a NCAA Championship.

**2000-01 BIG TEN CHAMPIONS****28-5 Overall, 13-3 Big Ten**

The Spartans became the fourth Big Ten team to win four consecutive league titles. MSU also became the ninth school in NCAA Tournament history to make three straight Final Fours.

**2008-09 BIG TEN CHAMPIONS****31-7 Overall, 15-3 Big Ten**

Michigan State set a school record with eight conference road wins en route to winning the league title by four games, tying the second-largest margin in Big Ten history. MSU then advanced to its fifth Final Four under Coach Izzo, advancing all the way to the title game.

**2009-10 BIG TEN CHAMPIONS****28-9 Overall, 14-4 Big Ten**

Michigan State set a school mark by winning its first nine conference games. After dropping four of the next six, the Spartans closed with three league wins to claim a share of a second-straight crown. MSU also advanced to a second-straight Final Four.

**2011-12 BIG TEN CHAMPIONS****29-8 Overall, 13-5 Big Ten**

The Spartans won their third Big Ten title in four years, keyed by seven straight conference wins in February. MSU would go on to capture its third Big Ten Tournament championship and claim a No. 1 seed in the NCAA Tournament.

**2013-14 BIG TEN TOURNAMENT CHAMPIONS****29-9 Overall, 12-6 Big Ten**


The Spartans tied for second during the regular season, in large part due to a lineup that was decimated by injury. MSU, however, was back at full strength by the time the postseason started, capturing a second Big Ten Tournament crown in three seasons, before advancing to the Elite Eight in the NCAA Tournament.






## SPARTAN ALL-AMERICANS


## SPARTANS

**ROGER GROVE****1930****Les Gage All-America**

Grove became MSU's first All-American in 1930 when he found a spot on the Les Gage All-America team as a junior. He led the Spartans in scoring both as a junior (90 points) and a senior (135 pts.), serving as a team captain in 1931 as the Spartans finished the season with a 16-1 mark.

**CHET AUBUCHON****1940****Converse Yearbook (3rd)**


One of MSU's smallest All-Americans, Aubuchon led the 1939-40 Spartans in scoring. He was widely recognized for his skills as a ball handler, earning the nickname "Houdini of the Hardwood." He missed the next season with a serious blood disease, but captained the 1941-42 Spartans.

**JULIUS MCCOY****1956****Converse Yearbook (2nd), Helms Foundation (2nd), Associated Press (3rd), UPI (3rd), NABC (3rd)**

McCoy averaged 27.2 points in 1956, nearly tripling the second-best scoring average on the team. He closed his career with 1,377 points in three seasons, leaving MSU as the school's all-time leading scorer at the time.


**JACK QUIGGLE****1957****Helms Foundation (1st)**

As a junior, Quiggle averaged 15.3 points and 5.6 rebounds, leading Michigan State to its first Final Four in school history. He closed the season by averaging 16.5 points in four NCAA Tournament games, earning All-Regional honors.

**JOHNNY GREEN****1958****NABC (2nd), International News Service (2nd), Converse Yearbook (2nd), Sporting News (2nd), Associated Press (3rd), UPI (3rd), Helms Foundation (3rd)****1959 - CONSENSUS SECOND TEAM**

Helms Foundation (1st), Look Magazine (1st), Converse Yearbook (1st), Associated Press (2nd), NABC (2nd), UPI (2nd), Newspaper Enterprises Assn. (2nd), Sporting News (2nd)

As a sophomore, Green earned a spot on the NCAA All-Tournament Team as MSU advanced to the 1957 Final Four. That performance led to two of the strongest seasons in Spartan history. In 1958, he averaged an MSU single-season record 17.8 rebounds to go along with 18.0 points. One year later, he averaged 18.5 points and 16.6 rebounds.

**HORACE WALKER****1960****Converse Yearbook (2nd), Helms Foundation (2nd), Associated Press (3rd), UPI (3rd)**

Walker dominated the lane in the Big Ten in 1960. His 18.3 rebounds per game in conference play still stands as a record, despite standing just 6-foot-3. For the year, he averaged 22.6 points and 17.7 rebounds, the second-best single-season total in MSU history.







## SPARTAN ALL-AMERICANS

**RALPH SIMPSON****1970****NABC (3rd), Helms Foundation**

In his only season of competition with the Spartans, Simpson burst on the scene in 1970, averaging 29.0 points as a sophomore, the second-best single-season average in MSU history. He also added 10.3 rebounds. After the year, he signed a contract with the Denver Rockets under the ABA's hardship rule.

**MIKE ROBINSON****1974****Converse Yearbook (2nd), Helms Foundation**


Robinson led the Big Ten in scoring as a sophomore and a junior, but earned All-America accolades as a senior, averaging 22.4 points in 1974. He left MSU as the school's all-time leading scorer with 1,717 points and still stands No. 10 on the all-time scoring chart.

**TERRY FURLOW****1976****Converse Yearbook (2nd), Associated Press (3rd), UPI (3rd), Helms Foundation**

Furlow averaged 29.4 points as a senior, establishing an MSU single-season scoring average record. In conference games, he averaged a remarkable 31.0 points per game. He finished his career with a then-school-record 1,777 points.

**EARVIN "MAGIC" JOHNSON****1978****NABC (2nd), Associated Press (3rd), UPI (3rd), Helms****1979 - CONSENSUS FIRST TEAM****Associated Press (1st), NABC (1st), USBWA (1st), UPI (1st), Sporting News (1st), Converse Yearbook (1st), Wooden Award (1st), Helms**

Johnson is the only Spartan freshman to earn All-America honors, averaging 17.0 points, 7.9 rebounds and 7.4 assists in 1978. One year later, he became Michigan State's first consensus First-Team All-American, averaging 17.1 points, 7.3 rebounds and an MSU single-season record 8.4 assists. He also led the Spartans with 2.3 steals per game. After coming up one game short of the 1978 Final Four, Johnson and the Spartans captured the 1979 NCAA Championship, as he earned Most Outstanding Player honors.


**GREG KELSER****1979****Converse Yearbook (1st), Wooden Award (1st), Associated Press (3rd), Helms Foundation**

Kelser was the leading scorer and rebounder on Michigan State's 1979 NCAA Championship team, averaging 18.8 points and 8.7 rebounds per game. He became the first player in Spartan history to record more than 2,000 points and 1,000 rebounds in his career.




## SPARTAN ALL-AMERICANS

## SPARTANS


**JAY VINCENT****1981****AP (3rd)**

A sophomore starter on the 1979 NCAA Championship team, Jay Vincent averaged 22.6 points and 8.5 rebounds as a senior in 1981, earning Big Ten Player of the Year honors. Vincent led the Big Ten in scoring in conference games as both a junior and senior.

**SAM VINCENT****1985**

**Sporting News (1st), NABC (2nd), Basketball Times (2nd), Associated Press (3rd), UPI (3rd)**

Sam Vincent averaged 23.0 points in 1985, joining his brother Jay as the only Spartan brothers to earn All-America honors. He averaged a Big Ten-best 23.7 points in conference games. Despite his 6-foot-2 frame, he shot a remarkable 54.4 percent from the field.

**SCOTT SKILES****1986 - CONSENSUS SECOND TEAM**

**UPI (1st), Sporting News (1st), Basketball Times (1st), Associated Press (2nd), USBWA (2nd), NABC (4th)**

Skiles scored a single-season record 850 points as a senior, averaging 27.4 points and leading the Big Ten with 29.1 points per conference game. He also averaged 6.5 assists per game.


**STEVE SMITH****1990**

**Sporting News (1st), Wooden Award (1st), Basketball Times (2nd), Associated Press (3rd), UPI (3rd)**

**1991 - CONSENSUS SECOND TEAM**

**NABC (1st), Sporting News (1st), Wooden Award (1st), Associated Press (2nd), Basketball Times (2nd), UPI (3rd)**

Smith averaged 20.2 points as a junior. One year later, he averaged 25.1 points to be a consensus pick. At the time he finished his career, Smith was MSU's all-time leading scorer.


**SHAWN RESPERT****1994****UPI (3rd)****1995 - CONSENSUS FIRST TEAM**

**Associated Press (1st), NABC (1st), USBWA (1st), UPI (1st), Sporting News (1st), Basketball Times (1st), Wooden Award (1st)**

MSU's all-time leading scorer, Respert averaged 25.6 points as a senior, earning consensus All-America honors, and winning the Big Ten scoring crown. He shot 47.3 percent from the field and 47.4 percent from 3-point range. A year earlier, he averaged 24.3 points.



## SPARTAN ALL-AMERICANS

**MATEEN CLEAVES****1998 - CONSENSUS SECOND TEAM**

USBWA (1st), Associated Press (2nd), NABC (3rd), Basketball Times (2nd)


**1999 - CONSENSUS FIRST TEAM**

Associated Press (1st), NABC (1st), USBWA (1st), Wooden Award (1st), Sporting News (2nd), Basketball Times (2nd)

**2000 - CONSENSUS SECOND TEAM**


Sporting News (1st), Wooden Award (1st), Associated Press (2nd), Basketball Times (2nd), NABC (3rd)

MSU's only three-time consensus All-American, Cleaves averaged a personal-best 16.1 points in 1998. One year later, he averaged 11.7 points and 7.2 assists as a consensus first-team selection. Despite missing 13 games as a senior, he was still a consensus second-team pick, leading MSU to the 2000 NCAA title.

**MORRIS PETERSON****2000 - CONSENSUS SECOND TEAM**


Sporting News (1st), Wooden Award (1st), AP (2nd), NABC (2nd), USBWA (2nd)

In his only season as a full-time starter, Peterson averaged a team-best 16.8 points as a senior, earning Big Ten MVP honors and leading Michigan State to the 2000 NCAA Championship. As a junior, Peterson became the first reserve in Big Ten history to earn first-team all-league honors.

**CHARLIE BELL****2001**

Wooden Award (1st), NABC (2nd), ESPN's Dick Vitale (2nd), Associated Press (3rd)

After being a role player for his first three seasons, Bell emerged as a star as a senior. The all-around guard averaged 13.5 points, 5.1 assists and 4.7 rebounds in addition to being the squad's top perimeter defender. He opened the season by became the first Spartan since Earvin "Magic" Johnson to record a triple-double.

**JASON RICHARDSON****2001 - CONSENSUS SECOND TEAM**

ESPN's Dick Vitale (1st), Associated Press (2nd), USBWA (2nd), Sporting News (2nd), Basketball Times (2nd), NABC (3rd)

Richardson averaged just 5.1 points as a reserve on the 2000 NCAA title team. He returned for his sophomore season as MSU's leading scorer at 14.7 points, including many highlight reel plays.





## SPARTAN ALL-AMERICANS

## SPARTANS

**DREW NEITZEL****2007**

**CBS Sportline.com (2nd), ESPN's Dick Vitale (2nd)**  
Neitzel was MSU's starting point guard in his first two seasons. As a junior, he excelled as MSU's go-to scorer, averaging a team-best 18.1 points per game, while still dishing out 4.3 assists. His scoring increase of +9.8 points is the third-largest amount by a Spartan starter in school history.

**DRAYMOND GREEN****2012 - CONSENSUS FIRST TEAM**

**Associated Press (1st), CBSSports.com (1st), NABC (1st), Sporting News (1st), Wooden Award (1st), USBWA (1st)**  
MSU's first consensus First-Team All-American since 1999, Green led the Spartans in scoring (16.2 ppg) and rebounding (10.6 rpg), ranking ninth in the nation in rebounding and third in double-doubles. He was the first player from a power six conference to average 15 points, 10 rebounds and three assists since Tim Duncan in 1997. The NABC Division I Player of the Year, he was named Big Ten Player of the Year and Most Outstanding Player of the Big Ten Tournament.

## ACADEMIC ALL-AMERICANS

**RALPH SIMPSON****1970****GREG KELSER****1979 - 1ST TEAM****MATT STEIGENGA****1990 - 3RD TEAM****CHRIS HILL**

**2003 - 3RD TEAM**  
**2004 - 1ST TEAM**  
**2005 - 1ST TEAM**  
**2005 ACADEMIC**  
**AA OF THE YEAR**

**DREW NEITZEL****2008 - 2ND TEAM**



## RETIRED JERSEYS



- \* 340-220 in 19 years at MSU
- \* 1979 NCAA Championship
- \* Three Big Ten Championships
- \* Coached 23 NBA Draft Picks
- \* 2001 Inductee - MSU Hall of Fame



- Guard - Plymouth, Ind.**
- \* 2,145 Career Points
  - \* 1986 All-American
  - \* 1986 Big Ten Player of the Year
  - \* 1986 Chicago Tribune Silver Basketball



- Guard - Flint, Mich.**
- \* Big Ten Career Assists Leader
  - \* 1998, 1999, 2000 All-American
  - \* 1998 & 1999 Big Ten Player of the Year and Chicago Tribune Silver Basketball



- Guard - Detroit, Mich.**
- \* 2,263 Career Points
  - \* 1990 & 1991 All-American
  - \* 1990 Chicago Tribune Silver Basketball



- Center - Dayton, Ohio**
- \* Owns MSU record for career rebounding average
  - \* 1958 & 1959 All-American
  - \* 1959 Chicago Tribune Silver Basketball



- Guard - Detroit, Mich.**
- \* 2,531 Career Points - MSU leader
  - \* 1994 & 1995 All-American
  - \* 1995 Big Ten Player of the Year
  - \* 1995 Chicago Tribune Silver Basketball



- Forward/Center - Lansing, Mich.**
- \* 1,914 Career Points
  - \* 1981 All-American
  - \* 1981 Big Ten Player of the Year




- Forward - Detroit, Mich.**
- \* 2,014 Career Points
  - \* 1,092 Career Reb. - MSU leader
  - \* 1979 All-American
  - \* 1979 Academic All-American



- Guard - Lansing, Mich.**
- \* 1978 & 1979 All-American
  - \* 1979 Chicago Tribune Silver Basketball



- Guard - Flint, Mich.**
- \* 1,588 Career Points
  - \* 2000 All-American
  - \* 2000 Big Ten Player of the Year
  - \* 2000 Chicago Tribune Silver Basketball

**EARVIN "MAGIC" JOHNSON**

- \* 1979 NCAA Champion
- \* Redefined point guard position
- \* Five-Time NBA Champion
- \* 2002 Naismith Hall of Fame Inductee
- \* 2009 National Collegiate Basketball Hall of Fame Inductee
- \* Three-Time NBA MVP
- \* Three-Time NBA Finals MVP
- \* 12-Time NBA All-Star (MVP Twice)
- \* 13-Year NBA career - Finishing No. 1 in career assists and No. 2 in career steals



## HONORS &amp; AWARDS

## SPARTANS

**Basketball Times National Player of the Year**

1986 Scott Skiles

**Sporting News National Player of the Year**

1995 Shawn Respert

**NABC National Player of the Year**

1995 Shawn Respert

2012 Draymond Green

**Associated Press National Coach of the Year**

1998 Tom Izzo

**Basketball News****National Coach of the Year**

1998 Tom Izzo

**Basketball Times National Coach of the Year**

1999 Tom Izzo

**CBSSports.com National Coach of the Year**

2012 Tom Izzo

**Clair Bee National Coach of the Year**

2005 Tom Izzo

**NABC National Coach of the Year**

2001 Tom Izzo

2012 Tom Izzo

**USBWA National Coach of the Year**

1998 Tom Izzo

**Chicago Tribune****Silver Basketball**

1959 Johnny Green, C

1979 Earvin Johnson, G

1986 Scott Skiles, G

1990 Steve Smith, G

1995 Shawn Respert, G

1998 Mateen Cleaves, G

1999 Mateen Cleaves, G

2000 Morris Peterson, F

**Big Ten Player of the Year**

(Media or coaches) \*

1981 Jay Vincent, F

1986 Scott Skiles, G

1995 Shawn Respert, G

1998 Mateen Cleaves, G

1999 Mateen Cleaves, G (C)

2000 Morris Peterson, F (C)

2009 Kalin Lucas, G

2012 Draymond Green, F

\* Player of the year selected under the auspices of Associated Press and United Press from 1986-89.

**All-Big Ten****First Team**

1956 Julius McCoy, F

1957 Jack Quiggle, G

Johnny Green, C

1958 Johnny Green, C

1959 Johnny Green, C

1960 Horace Walker, C

1966 Stanley Washington, F

1969 Lee Lafayette, C

1970 Ralph Simpson, F

1972 Michael Robinson, G

1973 Michael Robinson, G

1974 Michael Robinson, G

Lindsay Hairston, C

1975 Lindsay Hairston, C

Terry Furlow, F

1976 Terry Furlow, F

1978 Earvin Johnson, F/G

1979 Earvin Johnson, F/G

Greg Kelsner, F

1980 Jay Vincent, F

1981 Jay Vincent, F

1982 Kevin Smith, G

1984 Sam Vincent, G

1985 Sam Vincent, G

1986 Scott Skiles, G

1990 Steve Smith, G

1991 Steve Smith, G

1992 Mike Peplowski, C

1994 Shawn Respert, G

1995 Shawn Respert, G

1998 Mateen Cleaves, G

1999 Mateen Cleaves, G

Morris Peterson, F

2000 Mateen Cleaves, G

Morris Peterson, F

2001 Charlie Bell, G (M)

Jason Richardson, G/F

2002 Marcus Taylor, G

2004 Paul Davis, C

2007 Drew Neitzel, G

2008 Drew Neitzel, G (C)

2009 Kalin Lucas, G

2010 Kalin Lucas, G

2012 Draymond Green, F

2014 Gary Harris, G

**Second Team**

1953 Al Ferrari, G

1955 Al Ferrari, G

1954 Julius McCoy, F

1958 Robert Andererg, F

Jack Quiggle, G

1959 Robert Andererg, F

1960 Lance Olson, F

1964 George (Pete) Gent, F

1965 Stanley Washington, F

1966 William Curtis, C

1967 Matthew Aitch, C

Lee Lafayette, C

1968 Lee Lafayette, C

1977 Greg Kelsner, F

1978 Greg Kelsner, F

1981 Kevin Smith, G

1983 Sam Vincent, G

1985 Scott Skiles, G

1986 Darryl Johnson, G

1987 Darryl Johnson, G

1990 Kirk Manns, G

1993 Shawn Respert, G

1995 Eric Snow, G

1996 Quinton Brooks, F

2001 Charlie Bell, G (C)

Andre Hutson, F

2003 Chris Hill, G

2004 Chris Hill, G

2005 Alan Anderson, F (M)

Maurice Ager, G (C)

2006 Maurice Ager, G (M)

Shannon Brown, G

Paul Davis, C

2008 Drew Neitzel, G (M)

Raymar Morgan, F

2009 Goran Suton, C

2011 Kalin Lucas, G

2013 Gary Harris, G

Adreian Payne, F

Keith Appling, G (C)

2014 Adreian Payne, F

2015 Branden Dawson, F

**Third Team**

1958 Larry Hedden, F

1962 George (Pete) Gent, F

1963 George (Pete) Gent, F

1964 Stanley Washington, F

1982 Kevin Smith, G

1983 Kevin Willis, C

1984 Sam Vincent, G

1986 Darryl Johnson, G

1989 Steve Smith, G

1992 Shawn Respert, G

Mark Montgomery, G

1993 Mike Peplowski, C

1995 Jamie Feick, C

1997 Antonio Smith, F

1998 Antonio Smith, F

1999 Antonio Smith, F

2000 Charlie Bell, G

2002 Adam Ballinger, F (M)

2004 Kelvin Torbert, G (M)

2005 Alan Anderson, F (C)

Maurice Ager, G (M)

Paul Davis, C

2006 Maurice Ager, G (C)

2010 Draymond Green, F

Raymar Morgan, F (C)

2011 Draymond Green, F

2012 Keith Appling, G

2013 Keith Appling, G (M)

2015 Travis Trice, G

Denzel Valentine, G

C-Coaches; M-Media

**Big Ten Coach of the Year**

1978 Jud Heathcote

1986 Jud Heathcote

1998 Tom Izzo

2009 Tom Izzo

2012 Tom Izzo

**Big Ten Freshman of the Year**

2013 Gary Harris, G

**Big Ten Defensive****Player of the Year**

1990 Ken Redfield, F

1995 Eric Snow, G

2009 Travis Walton, G



## HONORS &amp; AWARDS



Travis Walton was a three-time Big Ten All-Defensive Team member and Defensive Player of the Year in 2009.

**Big Ten Sixth Man of the Year**

2010 Draymond Green, F

**Big Ten Scoring Champions**

(Conference game average)

1972	Mike Robinson (27.2 ppg)
1973	Mike Robinson (26.7 ppg)
1975	Terry Furlow (20.2 ppg)
1976	Terry Furlow (31.0 ppg)
1980	Jay Vincent (22.1 ppg)
1981	Jay Vincent (24.1 ppg)
1985	Sam Vincent (23.7 ppg)
1986	Scott Skiles (29.1 ppg)
1991	Steve Smith (23.2 ppg)
1995	Shawn Respert (25.5 ppg)
2002	Marcus Taylor (17.7 ppg)

**Big Ten All-Freshman Team**

2004	Shannon Brown, G
2005	Drew Neitzel, G
2007	Raymar Morgan, F
2009	Delvon Roe, F
2012	Branden Dawson, G
2013	Gary Harris, G

**Big Ten All-Defensive Team**

2006	Shannon Brown, G
2007	Travis Walton, G
2008	Travis Walton, G
2009	Travis Walton, G
2011	Delvon Roe, F
2012	Draymond Green, F
2014	Gary Harris, G
2015	Branden Dawson, F

**Big Ten Player of the Week**

Feb. 28, 1983	Scott Skiles
March 7, 1983	Scott Skiles
Feb. 4, 1985	Sam Vincent
March 4, 1985	Sam Vincent
Jan. 20, 1986	Scott Skiles
Feb. 3, 1986	Scott Skiles
Feb. 17, 1986	Darryl Johnson
Dec. 7, 1988	Steve Smith
Dec. 20, 1988	Steve Smith
Jan. 31, 1989	Kirk Manns
Dec. 4, 1989	Steve Smith
Feb. 13, 1990	Kirk Manns
March 6, 1990	Steve Smith
March 13, 1990	Steve Smith
Jan. 15, 1991	Mike Peplowski
Jan. 22, 1991	Steve Smith
Dec. 23, 1991	Mike Peplowski
Feb. 17, 1992	Mike Peplowski
Dec. 14, 1992	Mike Peplowski

Feb. 28, 1994	Shawn Respert
Jan. 9, 1995	Eric Snow
Jan. 17, 1995	Shawn Respert
Jan. 30, 1995	Shawn Respert
Feb. 27, 1995	Eric Snow
March 13, 1995	Shawn Respert
Jan. 19, 1998	Mateen Cleaves
Feb. 2, 1998	Mateen Cleaves
Jan. 4, 1999	Morris Peterson
Jan. 24, 1999	Mateen Cleaves
Jan. 10, 2000	Morris Peterson
Feb. 7, 2000	Morris Peterson
Feb. 21, 2000	Mateen Cleaves
Nov. 20, 2000	Charlie Bell
Dec. 31, 2000	Charlie Bell
Jan. 15, 2001	Jason Richardson
Feb. 19, 2001	Jason Richardson
Feb. 25, 2002	Adam Ballinger
March 4, 2002	Marcus Taylor
Jan. 27, 2003	Chris Hill
Jan. 19, 2004	Paul Davis
Feb. 2, 2004	Paul Davis
Dec. 13, 2004	Paul Davis
March 7, 2005	Alan Anderson
Nov. 28, 2005	Paul Davis
Dec. 26, 2005	Shannon Brown
Jan. 16, 2006	Paul Davis
March 6, 2006	Paul Davis
Nov. 20, 2006	Drew Neitzel
Nov. 27, 2006	Drew Neitzel
Feb. 26, 2007	Drew Neitzel
Nov. 19, 2007	Raymar Morgan
Jan. 7, 2008	Raymar Morgan
Jan. 28, 2008	Drew Neitzel
March 3, 2008	Goran Suton
Jan. 5, 2009	Raymar Morgan
Jan. 12, 2009	Kalin Lucas
Feb. 16, 2009	Delvon Roe
Feb. 1, 2010	Durrell Summers
March 1, 2010	Raymar Morgan
Nov. 29, 2010	Kalin Lucas
Jan. 17, 2011	Draymond Green
Dec. 5, 2011	Keith Appling
Dec. 12, 2011	Draymond Green
Jan. 2, 2012	Keith Appling
Jan. 30, 2012	Draymond Green
Feb. 13, 2012	Draymond Green
Feb. 20, 2012	Draymond Green
Dec. 24, 2012	Derrick Nix
Feb. 4, 2013	Keith Appling
Nov. 18, 2013	Adreian Payne
Dec. 23, 2013	Adreian Payne
Dec. 30, 2013	Keith Appling
Nov. 17, 2014	Travis Trice
Jan. 12, 2015	Travis Trice
Feb. 2, 2015	Branden Dawson

**Big Ten Freshman of the Week**

Jan. 30, 2012	Branden Dawson
Nov. 19, 2012	Gary Harris
Dec. 10, 2012	Gary Harris
Feb. 18, 2013	Gary Harris

**NCAA All-Tournament Team**

1957	Johnny Green
1979	Earvin Johnson
	Greg Kelsner
	Charlie Bell
2000	Mateen Cleaves
	A.J. Granger
	Morris Peterson
2009	Kalin Lucas
	Goran Suton

**Final Four****Most Outstanding Player**

1979	Earvin Johnson
2000	Mateen Cleaves

**NCAA Tournament****All-Regional Team**

1957	Johnny Green (Midwest)
	Jack Quiggle (Midwest)
1959	Bob Anderegg (Midwest)
	Johnny Green (Midwest)
1978	Earvin Johnson (Midwest)
	Greg Kelsner (Midwest)
1979	Earvin Johnson (Midwest)
	Greg Kelsner (Midwest)
1986	Scott Skiles (Midwest)
1990	Steve Smith (Southeast)
1999	Mateen Cleaves (Midwest)
	A.J. Granger (Midwest)
	Morris Peterson (Midwest)
2000	Mateen Cleaves (Midwest)
	A.J. Granger (Midwest)
	Andre Hutson (Midwest)
	Morris Peterson (Midwest)
2001	Charlie Bell (South)
	David Thomas (South)
2003	Paul Davis (South)
	Erazem Lorbek (South)
2005	Maurice Ager (Austin)
	Shannon Brown (Austin)
	Paul Davis (Austin)
2009	Kalin Lucas (Midwest)
	Goran Suton (Midwest)
	Travis Walton (Midwest)
2010	Draymond Green (Midwest)
	Durrell Summers (Midwest)
2012	Draymond Green (West)
2014	Gary Harris (East)
	Adreian Payne (East)
2015	Travis Trice (East)
	Denzel Valentine (East)

**NCAA Regional****Most Outstanding Player**

1979	Greg Kelsner (Midwest)
1999	Morris Peterson (Midwest)
2000	Morris Peterson (Midwest)
2001	Charlie Bell (South)
2005	Shannon Brown (Austin)
2009	Goran Suton (Midwest)
2010	Durrell Summers (Midwest)
2015	Travis Trice (East)



## HONORS &amp; AWARDS

## SPARTANS

**Most Valuable Player**

(Chicago Tribune Award - Team Vote)

1951	James Snodgrass
1952	William Bower
1953	Al Ferrari
1954	Al Ferrari
1955	Al Ferrari
1956	Julius McCoy
1957	George Ferguson
1958	Johnny Green
1959	Johnny Green
1960	Horace Walker
1961	Arthur Schwarm
1962	George (Pete) Gent
1963	Edward (Ted) Williams
1964	Frederick Thomann
1965	Stanley Washington
1966	Stanley Washington
1967	Matthew Aitch
1968	Lee Lafayette
1969	Lee Lafayette
1970	Ralph Simpson
1971	Bill Kilgore
1972	Bill Kilgore
1973	Bill Kilgore
1974	Michael Robinson
1975	Lindsay Hairston
1976	Terry Furlow
1977	Robert Chapman
1978	Greg Kelsner
1979	Earvin Johnson
1980	Jay Vincent
1981	Jay Vincent
1982	Kevin Smith
1983	Sam Vincent
1984	Sam Vincent
1985	Sam Vincent
1986	Scott Skiles
1987	Darryl Johnson
1988	Carlton Valentine
1989	Steve Smith
1990	Steve Smith
1991	Steve Smith
1992	Dwayne Stephens
1993	Mike Peplowski
1994	Shawn Respert
1995	Shawn Respert
1996	Quinton Brooks
1997	Ray Weathers
1998	Mateen Cleaves
1999	Mateen Cleaves
2000	Mateen Cleaves
2001	Morris Peterson
2002	Andre Hutson
2003	Jason Richardson
2004	Marcus Taylor
2005	Alan Anderson
2006	Chris Hill
2007	Paul Davis
2008	Maurice Ager
2009	Shannon Brown
2010	Paul Davis
2011	Drew Neitzel
2012	Drew Neitzel
2013	Drew Neitzel
2014	Kalin Lucas
2015	Raymar Morgan
2016	Kalin Lucas
2017	Kalin Lucas
2018	Raymar Morgan
2019	Kalin Lucas
2020	Draymond Green
2021	Gary Harris
2022	Gary Harris
2023	Travis Trice

**Most Valuable Player**

(Charles S. Phillips Award - Media Vote)

1951	Ray Steffen
1952	William Bower
1953	Al Ferrari
1954	Al Ferrari
1955	Al Ferrari
1956	Julius McCoy
1957	Jack Quiggle
1958	Johnny Green
1959	Johnny Green
1960	Horace Walker
1961	Arthur Schwarm
1962	George (Pete) Gent
1963	Edward (Ted) Williams
1964	George (Pete) Gent
1965	William Curtis
1966	Stanley Washington
1967	Matthew Aitch
1968	Lee Lafayette
1969	Lee Lafayette
1970	Ralph Simpson
1971	William Kilgore
1972	Michael Robinson
1973	Michael Robinson
1974	Michael Robinson
1975	Lindsay Hairston
1976	Terry Furlow
1977	Greg Kelsner
1978	Earvin Johnson
1979	Earvin Johnson
1980	Greg Kelsner
1981	Jay Vincent
1982	Jay Vincent
1983	Kevin Smith
1984	Scott Skiles
1985	Sam Vincent
1986	Sam Vincent
1987	Scott Skiles
1988	Darryl Johnson
1989	Ken Redfield
1990	Steve Smith
1991	Steve Smith
1992	Steve Smith
1993	Mike Peplowski
1994	Shawn Respert
1995	Shawn Respert
1996	Shawn Respert
1997	Eric Snow
1998	Quinton Brooks
1999	Ray Weathers
2000	Mateen Cleaves
2001	Mateen Cleaves
2002	Mateen Cleaves
2003	Mateen Cleaves
2004	Mateen Cleaves
2005	Mateen Cleaves
2006	Mateen Cleaves
2007	Mateen Cleaves
2008	Mateen Cleaves
2009	Mateen Cleaves
2010	Mateen Cleaves
2011	Mateen Cleaves
2012	Mateen Cleaves
2013	Mateen Cleaves
2014	Mateen Cleaves
2015	Mateen Cleaves
2016	Mateen Cleaves
2017	Mateen Cleaves
2018	Mateen Cleaves
2019	Mateen Cleaves
2020	Mateen Cleaves
2021	Mateen Cleaves
2022	Mateen Cleaves
2023	Mateen Cleaves

**John E. Benington****Best Defensive Player**

1977	James Coutre
1978	Robert Chapman
1979	Earvin Johnson
1980	Terry Donnelly
1981	Rick Kaye
1982	Ben Tower
1983	Ben Tower
1984	Ben Tower
1985	Richard Mudd
1986	Barry Fordham
1987	Vernon Carr
1988	Ed Wright
1989	Ken Redfield
1990	Ken Redfield
1991	Dwayne Stephens
1992	Mark Montgomery
1993	Dwayne Stephens
1994	Eric Snow
1995	Eric Snow
1996	Daimon Beatha
1997	Ray Weathers
1998	Charlie Bell
1999	Mateen Cleaves
2000	Antonio Smith
2001	Charlie Bell
2002	Andre Hutson
2003	Alan Anderson
2004	Kelvin Torbert
2005	Kelvin Torbert
2006	Kelvin Torbert
2007	Shannon Brown
2008	Travis Walton
2009	Travis Walton
2010	Travis Walton
2011	Chris Allen
2012	Raymar Morgan
2013	Keith Appling
2014	Keith Appling
2015	Keith Appling
2016	Gary Harris
2017	Branden Dawson
2018	Gary Harris
2019	Branden Dawson
2020	Lourawls Nairn Jr.



Kalin Lucas was a three-time team selection for Team MVP.





## HONORS &amp; AWARDS

**Academic All-Big Ten**

1966	Bill Curtis
1968	Steve Rymal
1970	Ralph Simpson
1978	Terry Donnelly
1979	Greg Kelser
1990	Mark Montgomery
	Matt Steigenga
1991	Mark Montgomery
	Mike Peplowski
	Matt Steigenga
1992	Matt Steigenga
1994	Steve Polonowski
	Erik Qualman
1995	Steve Nicodemus
	Steve Polonowski
	Mark Prylow
1996	Steve Nicodemus
	Steve Polonowski
1997	Steve Polonowski
2000	Mat Ishbia
2001	Jason Andreas
	Mat Ishbia
2002	Jason Andreas
	Mat Ishbia
	Brian Westrick
2003	Jason Andreas
	Chris Hill
	Brian Westrick
	Adam Wolfe
2004	Jason Andreas
	Chris Hill
2005	Chris Hill
	Drew Nymick
2006	Jason Aerts
	Idong Ibok
	Drew Neitzel
2007	Brandon Darnton
	Jacob Hannon
	Idong Ibok
	Drew Nymick
	Drew Neitzel
	Bryan Tibaldi
2008	Isaiah Dahlman
	Tom Herzog
	Idong Ibok
	Drew Nymick
	Drew Neitzel
2009	Isaiah Dahlman
	Tom Herzog
	Idong Ibok
	Mike Kebler
2010	Isaiah Dahlman
	Tom Herzog
	Mike Kebler
2011	Mike Kebler
2012	Dan Chapman
	Adreian Payne
2013	Dan Chapman
2014	Trevor Bohnhoff
	Dan Chapman
	Matt Costello
	Colby Wollenman
2015	Matt Costello
	Colby Wollenman

**Academic All-District IV**

1990	Matt Steigenga
2003	Chris Hill
2004	Chris Hill
2005	Chris Hill
2008	Drew Neitzel
2015	Colby Wollenman

**Most Improved Player**

1963	William Berry
1964	Stanley Washington
1965	Edward (Ted) Crary
1966	Matthew Aitch
1967	Heywood Edwards
1968	James Gibbons
1969	Tom Lick
1970	Rudy Benjamin
1971	Paul Dean
1972	Gary Ganakas
1973	Benny White
1974	Lindsay Hairston
1975	William Glover
1976	Dan Riewald
1977	Ronald Charles
1978	Michael Brkovich
1979	Terry Donnelly
1980	Ronald Charles
1981	Ben Tower
1982	Kevin Willis
1983	Kevin Willis
1984	Larry Polec
1985	Sam Vincent
1986	Darryl Johnson
1987	Carlton Valentine
1988	George Papadakos
1989	Kirk Manns
1990	Kirk Manns
1991	Mark Montgomery
1992	Dwayne Stephens
1993	Eric Snow
1994	Anthony Miller
1995	Jamie Feick
1996	Ray Weathers
1997	Antonio Smith
	Mateen Cleaves
1998	Morris Peterson
	Jason Klein
1999	Morris Peterson
2000	A.J. Granger
	Charlie Bell
2001	Jason Andreas
2002	Jason Andreas
	Adam Ballinger
2003	Kelvin Torbert
2004	Maurice Ager
	Kelvin Torbert
2005	Maurice Ager
2006	Shannon Brown
2007	Goran Suton
2008	Kalin Lucas
2009	Delvon Roe
	Durrell Summers
2010	Draymond Green
2011	Mike Kebler
2012	Derrick Nix
2013	Adreian Payne
2014	Denzel Valentine
2015	Denzel Valentine

**Stephen G. Scofes****Inspirational Player\***

1963	William Schwarz
1964	Marcus Sanders
1965	John Shick
1966	Edward (Ted) Crary
1967	Edward (Ted) Crary
1968	Gerald Geistler
1969	John Holms
1970	Steve Kirkpatrick
1971	Ronald Gutkowski
1972	Ronald Gutkowski
1973	Gary Ganakas
1974	Robert (Joe) Shackleton
1975	Lovelle Rivers
1976	Benny White
1977	Edgar Wilson
1978	Dan Riewald
	Alfred Brown
1979	Mike Longaker
1980	Mike Longaker
1981	Mike Brkovich
1982	Derek Perry
1983	Derek Perry
1984	Ben Tower
1985	Scott Skiles
1986	Larry Polec
1987	Barry Fordham
1988	Todd Wolfe
1989	Todd Wolfe
1990	Todd Wolfe
1991	Mike Peplowski
1992	Matt Steigenga
1993	Mike Peplowski
1994	Kris Weshinskey
1995	Eric Snow
1996	David Hart
1997	Steve Polonowski
1998	DuJuan Wiley
1999	Antonio Smith
2000	Mateen Cleaves
2001	Brandon Smith
	David Thomas
2002	Mat Ishbia
2003	Adam Wolfe
2004	Jason Andreas
2005	Delco Rowley
2006	Delco Rowley
2007	Travis Walton
2008	Travis Walton
2009	Travis Walton
2010	Isaiah Dahlman
2011	Draymond Green
2012	Draymond Green
	Austin Thornton
2013	Derrick Nix
2014	Denzel Valentine
2015	Lourawls Nairn Jr.

\* Sportsmanship Award prior to 1995

**Unsung Player**

1989	Jim Sarkine
1990	Dave Mueller
1991	Jeff Casler
1992	Ron Haley
1993	Jon Zulauf
1994	Erik Qualman
1995	Mark Prylow



## HONORS &amp; AWARDS

## SPARTANS

1996	Antonio Smith
1997	Morris Peterson
1998	Andre Hutson
	Jason Klein
1999	Andre Hutson
2000	Andre Hutson
	A.J. Granger
2001	David Thomas
2002	Tim Bograkov
	Chris Hill
2003	Jason Andreas
2004	Tim Bograkov
	Rashi Johnson
2005	Tim Bograkov
2006	Delco Rowley
	Matt Trannon
2007	Drew Naymick
2008	Drew Naymick
2009	Isaiah Dahlman
	Idong Ibok
2010	Isaiah Dahlman
2011	Mike Kebler
2012	Anthony Ianni
	Derrick Nix
2013	Denzel Valentine
2014	Denzel Valentine
2015	Colby Wollenman

**Chairman of the Boards**

1996	Jamie Feick
2000	Morris Peterson
2001	Andre Hutson
	Zach Randolph
2002	Adam Ballinger
2003	Aloysius Anagonye
2004	Paul Davis
2005	Paul Davis
2006	Paul Davis
2007	Goran Sutton
2008	Goran Sutton
2009	Goran Sutton
2010	Draymond Green
2011	Draymond Green
2012	Draymond Green
2013	Adreian Payne
2014	Branden Dawson
	Adreian Payne
	Denzel Valentine
2015	Branden Dawson

**Scholar-Athlete Award**

1996	Steve Nicodemus
	Steve Polonowski
1997	Steve Polonowski
1998	A.J. Granger
1999	Charlie Bell
2000	A.J. Granger
2001	Jason Andreas
2002	Jason Andreas
2003	Chris Hill
2004	Chris Hill
2005	Chris Hill
	Drew Naymick
2006	Drew Naymick
2007	Jacob Hannon
	Drew Naymick
2008	Tom Herzog
	Drew Naymick
	Drew Neitzel

2009	Tom Herzog
	Idong Ibok
	Mike Kebler
2010	Tom Herzog
	Mike Kebler
2011	Mike Kebler
2012	Adreian Payne
2013	Adreian Payne
2014	Colby Wollenman
2015	Colby Wollenman

**Distinguished Spartan Award**

1997	Rickey Ayala
1998	Julius McCoy
1999	Robin Roberts
2000	Horace Walker
2001	Johnny Green
2002	Gus Ganakas
2003	Lance Olson
2004	Greg Kelser
2005	Peter Gent
2006	Kevin Willis
2007	Michael Longaker
2009	Jay Vincent

**Antonio Smith Glue and Guts Award**

2001	Aloysius Anagonye
	Andre Hutson
2002	Aloysius Anagonye
2003	Aloysius Anagonye
2004	Tim Bograkov
2005	Tim Bograkov
2006	Matt Trannon
2007	Travis Walton
2008	Travis Walton
2009	Travis Walton
2010	Draymond Green
2011	Draymond Green
	Delvon Roe
2012	Draymond Green
2013	Derrick Nix
2014	Keith Appling
	Branden Dawson
2015	Louravlis Nairn Jr.
	Denzel Valentine

**Tim Bograkov Walk-On Award**

2007	Jacob Hannon
2008	Mike Kebler
2009	Jon Crandell
2010	Jon Crandell
2011	Anthony Ianni
2012	Dan Chapman
2013	Dan Chapman
2014	Keenan Wetzel
	Colby Wollenman
2015	Trevor Bohnhoff
	Matt Van Dyk

**MSU Athletics Hall of Fame**

1992	Jack Breslin
	Bob Carey
	Lynn Chadnois
	Lyman Frimodig
	Johnny Green
	Earvin Johnson
	Robin Roberts

1996	Chet Aubuchon
	Greg Kelser
2000	Roger Groove
	Brad Van Pelt
2001	Jud Heathcote
	Steve Smith
2007	Scott Skiles
2010	Julius McCoy
2011	Mateen Cleaves
2012	Shawn Respert
2013	Morris Peterson
2015	Charlie Bell

**Jesse Owens Big Ten Male Athlete of the Year**

2012	Draymond Green
------	----------------

**George Alderton Athlete of the Year**

(Presented to the top male athlete at MSU)

1985	Sam Vincent
1986	Scott Skiles
1991	Steve Smith
1995	Shawn Respert
1999	Mateen Cleaves
2000	Mateen Cleaves
2012	Draymond Green

**Big Ten Conference Medal of Honor**

(Presented at each conference institution for outstanding achievement in academics and athletics)

1959	Robert Anderegg
1964	George (Pete) Gent
1979	Greg Kelser
1981	Jay Vincent
2005	Chris Hill
2008	Drew Neitzel

**Dr. James Feurig Achievement & Service Award**

(Presented to a graduating senior for athletic and academic success, who demonstrates involvement in school/campus and community activities)

1980	Michael Longaker
1987	Barry Fordham
1992	Matt Steigenga

**Chester Brewer Leadership Award**

(Presented to a graduating senior for athletic and academic achievement and for possessing a high degree of character, leadership qualities and skill)

1957	Pat Wilson
1968	John Bailey
1980	Terry Donnelly
1995	Eric Snow



## SPARTAN NBA DRAFT PICKS



Mateen Cleaves and Morris Peterson were picked in the first round of the 2000 NBA Draft.

**1952**

Gordon Stauffer - Indianapolis

**1955**

Al Ferrari - Milwaukee  
Bob Armstrong - Rochester

**1956**

Julius McCoy - St. Louis

**1957**

George Ferguson - Milwaukee - 7th Rd.

**1958**

Jack Quiggle - Detroit - 8th Rd.

**1959**

**Johnny Green - New York - 1st Rd.**  
Bob Anderegg - New York - 3rd Rd.

**1960**

Horace Walker - St. Louis - 4th Rd.

**1964**

Pete Gent - Baltimore - 14th Rd.

**1966**

Stan Washington - Los Angeles - 5th Rd.  
Bill Curtis - Chicago - 8th Rd.

**1967**

Charles Smith - Baltimore - 11th Rd.  
Matthew Aitch - Detroit - 13th Rd.

**1969**

Lee Lafayette - San Francisco - 4th Rd.

**1971**

Rudy Benjamin - San Diego - 5th Rd.

**1972**

**Ralph Simpson - Chicago - 1st Rd.**

**1973**

Bill Kilgore - Detroit - 9th Rd.

**1974**

Mike Robinson - Cleveland - 7th Rd.

**1975**

Lindsay Hairston - Detroit - 4th Rd.

**1976**

**Terry Furlow - Philadelphia - 1st Rd.**



Draymond Green was selected by Golden State in the second round of the 2012 NBA Draft.

**1977**

Bob Chapman - Kansas City 5th Rd.

**1979**

**Earvin Johnson - L.A. Lakers - 1st Rd.**  
**Greg Kelser - Detroit - 1st Rd.**

**1980**

Ron Charles - Chicago - 4th Rd.

**1981**

Jay Vincent - Dallas - 2nd Rd.  
Mike Brkovich - Milwaukee - 8th Rd.

**1982**

Kevin Smith - Detroit - 9th Rd.

**1983**

Derek Perry - Detroit - 6th Rd.

**1984**

**Kevin Willis - Atlanta - 1st Rd.**  
Ben Tower - Detroit - 9th Rd.

**1985**

**Sam Vincent - Boston - 1st Rd.**  
Ken Johnson - Portland - 2nd Rd.

**1986**

**Scott Skiles - Milwaukee - 1st Rd.**  
Larry Polec - Detroit - 7th Rd.

**1987**

Darryl Johnson - Golden State - 3rd Rd.  
Vernon Carr - Sacramento - 5th Rd.

**1991**

**Steve Smith - Miami - 1st Rd.**

**1992**

Matt Steigenga - Chicago - 2nd Rd.

**1993**

Mike Peplowski - Sacramento - 2nd Rd.

**1994**

Anthony Miller - Golden State - 2nd Rd.

**1995**

**Shawn Respert - Portland - 1st Rd.**  
Eric Snow - Milwaukee - 2nd Rd.

**1996**

Jamie Feick - Philadelphia - 2nd Rd.



Adreian Payne (above) and Gary Harris (below) were both selected in the first round of the 2014 NBA Draft.

**2000**

**Mateen Cleaves - Detroit - 1st Rd.**  
**Morris Peterson - Toronto - 1st Rd.**

**2001**

**Jason Richardson - Golden St. - 1st Rd.**  
**Zach Randolph - Portland - 1st Rd.**  
Andre Hutson - Milwaukee - 2nd Rd.

**2002**

Marcus Taylor - Minnesota - 2nd Rd.

**2005**

Erazem Lorbek - Indiana - 2nd Rd.

**2006**

**Shannon Brown - Cleveland - 1st Rd.**  
**Maurice Ager - Dallas - 1st Rd.**  
Paul Davis - L.A. Clippers - 2nd Rd.

**2009**

Goran Suton - Utah - 2nd Rd.

**2012**

Draymond Green - Golden State - 2nd Rd.

**2014**

**Adreian Payne - Atlanta - 1st Rd.**  
**Gary Harris - Chicago\* - 1st Rd.**  
\* Traded to Denver on draft night.

**2015**

**Branden Dawson - New Orleans\* - 2nd Rd.**  
\* Traded to LA Clippers on draft night.



## SPARTANS IN THE NBA

## SPARTANS

Eight former Spartans were on NBA rosters during the 2014-15 NBA season.

**ALAN ANDERSON*****Washington Wizards***

Alan Anderson played with the Brooklyn Nets for a second-straight season in 2014-15, averaging 7.4 points and a career-best 2.8 rebounds. His most productive season came in 2012-13 where he averaged 10.7 points with Toronto. An undrafted free agent out of MSU, Anderson played for Charlotte in 2005-06 and 2006-07. After several years overseas, he joined the Raptors at the end of the 2011-12 season. He signed a free agent contract with the Washington Wizards last summer.

**KEITH APPLING*****Orlando Magic***

Keith Appling signed a partially guaranteed contract with the Orlando Magic following a strong summer league performance. He spent the 2014-15 season in the NBA D League.

**SHANNON BROWN**

Brown was a key reserve on back-to-back World Championship teams with the Los Angeles Lakers in 2009 and 2010. In 2010, he participated in the NBA Slam Dunk Contest. He is one of seven Spartans to win an NBA Championship ring. In 2011, he signed a free agent deal with the Phoenix Suns, where he averaged 10.7 over two seasons. He's played with eight teams over the course of his career, including a brief stint in Miami in 2014-15.

**BRANDEN DAWSON*****Los Angeles Clippers***

Branden Dawson was selected by the New Orleans Pelicans in the second round of the 2015 NBA Draft, but was immediately traded to Los Angeles. After a strong showing in summer league, he signed with the Clippers.

**DRAYMOND GREEN*****Golden State Warriors***

Draymond Green moved into a starring role with Golden State in 2014-15 after serving as a key reserve in his first two seasons. He averaged a career-best 11.7 points, 8.2 rebounds and 3.7 assists. Green also excelled defensively, earning NBA All-Defensive First Team honors, and finishing second in the voting for Defensive Player of the Year while earning the most first-place votes. For the third-straight season, his role expanded in the playoffs where he posted averages of 13.7 points, 10.1 rebounds, and 5.2 assists in the 2015 playoffs, as the Warriors captured the NBA Championship. Green was selected in the second round of the 2012 NBA Draft by the Golden State Warriors.

**GARY HARRIS*****Denver Nuggets***

Gary Harris was selected by the Chicago Bulls with the 19th pick of the 2014 NBA Draft, but was immediately traded to Denver on draft night. Harris played in 55 games, including six starts, averaging 3.4 points.

**KALIN LUCAS**

Kalin Lucas made his NBA debut with the Memphis Grizzlies in 2014-15, appearing in one contest in November.

**ADREIAN PAYNE*****Minnesota Timberwolves***

Adreian Payne was selected by the Atlanta Hawks with the No. 15 pick in the 2014 NBA Draft. He was traded to Minnesota in February and immediately saw increased playing time, averaging 7.2 points and 5.4 rebounds in 29 games with the Timberwolves, including starting 22.

**TRAVIS TRICE*****New York Knicks***

Travis Trice was not selected in the 2015 NBA Draft. After playing summer league with Miami, he signed a partially guaranteed contract with the Knicks.

**ZACH RANDOLPH*****Memphis Grizzlies***

Zach Randolph has averaged a double-double in eight of the last nine seasons, including totals of 16.1 points and 10.5 rebounds in 2014-15. He earned NBA All-Star honors for the second time of his career in 2012-13, averaging 15.4 points and 11.2 rebounds. He has led the Memphis Grizzlies to five straight NBA Playoff appearances, including the 2013 Western Conference Finals. His 14-year NBA career also includes stints with Portland, New York and the Los Angeles Clippers before joining the Grizzlies in 2009-10, earning an All-Star bid that season.

**BEHIND THE SCENES**

Former MSU assistants Jim Boylan (Cleveland Cavaliers) and Jim Boylen (Chicago Bulls) are NBA assistant coaches. Spartan Hall of Famer Shawn Respert is an assistant coach for the Memphis Grizzlies, while Travis Walton is an assistant coach for the Idaho Stampede in the NBDL. Former MSU video coordinator Paul Rivers is Director of Basketball Operations with the Oklahoma City Thunder. Jordan Ott, a former MSU video coordinator and graduate manager is the Video Coordinator with the Atlanta Hawks. Former managers have also found homes in the NBA. Brian Pauga is the General Manager for the Austin Spurs of the NBDL and Director of Scouting for the San Antonio Spurs. Steve Hetzel is an assistant coach with the Charlotte Hornets. Dan Vincent is Manager of Video and Advanced Scouting with the Cleveland Cavaliers. Zach Peterson is an assistant video coordinator with the Atlanta Hawks. A pair of former graduate managers work in the NBDL as Nate Babcock is an assistant coach with the Erie Bayhawks, and Mike Pires is a quality assurance assistant with the Austin Spurs.





## SPARTANS IN THE NBA/NBA HONORS

**JASON RICHARDSON**

Jason Richardson has averaged more than 10 points in each of his 13 active NBA seasons, including three years over 20 ppg. He won back-to-back NBA Slam Dunk titles in 2002 and 2003. He spent his first six seasons at Golden State, before moving to Charlotte, and then Phoenix. In 2010-11, he was traded to Orlando in a mid-season move, where he also spent the 2011-12 season. Injuries limited him to 33 games in 2012-13 in Philadelphia. He sat out the entire 2013-14 season with a knee injury, returning for the final 19 games of the 2014-15 campaign. He retired prior to the 2015-16 season.

**SCOTT SKILES****Head Coach****Orlando Magic**

After a 10-year NBA playing career, Scott Skiles moved to the coaching ranks. The 2015-16 season will mark his first season with the Orlando Magic. Overall, it will be his 14th season as a coach in a career that includes stints in Phoenix (1999-2002), Chicago (2003-08) and Milwaukee (2008-13). He's guided his team to the playoffs on six occasions.

**NBA Honors & Awards****Naismith Hall of Fame**

2002 Magic Johnson

**NBA All-Star Selections**

1962 Johnny Green  
1963 Johnny Green  
1965 Johnny Green  
1971 Johnny Green  
1972 Ralph Simpson (ABA)  
1973 Ralph Simpson (ABA)  
1974 Ralph Simpson (ABA)  
1975 Ralph Simpson (ABA)  
1976 Ralph Simpson (ABA)  
1980 Magic Johnson  
1982 Magic Johnson  
1983 Magic Johnson  
1984 Magic Johnson  
1985 Magic Johnson  
1986 Magic Johnson  
1987 Magic Johnson  
1988 Magic Johnson  
1989 Magic Johnson  
1990 Magic Johnson  
1991 Magic Johnson  
1992 Magic Johnson  
1992 Kevin Willis  
1998 Steve Smith  
2010 Zach Randolph  
2013 Zach Randolph

**NBA All-Star Game MVP**

1990 Magic Johnson  
1992 Magic Johnson



Magic Johnson won three NBA MVP awards with the Los Angeles Lakers.

**NBA Championships**

1980 Magic Johnson  
1982 Magic Johnson  
1985 Magic Johnson  
1986 Sam Vincent  
1987 Magic Johnson  
1988 Magic Johnson  
1997 Matt Steigenga  
2003 Steve Smith  
Kevin Willis  
2009 Shannon Brown  
2010 Shannon Brown  
2015 Draymond Green

**NBA MVP**

1987 Magic Johnson  
1989 Magic Johnson  
1990 Magic Johnson

**NBA Finals MVP**

1980 Magic Johnson  
1982 Magic Johnson  
1987 Magic Johnson

**NBA Most Improved Player**

1991 Scott Skiles  
2004 Zach Randolph

**All-NBA**

1972 Ralph Simpson (ABA 2nd Team)  
1973 Ralph Simpson (ABA 2nd Team)  
1976 Ralph Simpson (ABA 1st Team)  
1982 Magic Johnson (2nd Team)  
1983 Magic Johnson (1st Team)  
1984 Magic Johnson (1st Team)  
1985 Magic Johnson (1st Team)



Zach Randolph was an NBA All-Star in 2010 and 2013.

1986 Magic Johnson (1st Team)  
1987 Magic Johnson (1st Team)  
1988 Magic Johnson (1st Team)  
1989 Magic Johnson (1st Team)  
1990 Magic Johnson (1st Team)  
1991 Magic Johnson (1st Team)  
1992 Kevin Willis (3rd Team)  
2011 Zach Randolph (3rd Team)

**Slam Dunk Champion**

2002 Jason Richardson  
2003 Jason Richardson



Jason Richardson won back-to-back slam dunk crowns in 2002 and 2003.

**NBA All-Rookie**

1980 Magic Johnson (1st Team)  
1982 Jay Vincent (1st Team)  
1992 Steve Smith (1st Team)  
2001 Morris Peterson (1st Team)  
2002 Jason Richardson (1st Team)

**NBA Rookie Challenge MVP**

2003 Jason Richardson

**J. Walter Kennedy Citizenship Award**

1992 Magic Johnson  
1998 Steve Smith  
2005 Eric Snow

**NBA Sportsmanship Award**

2000 Eric Snow  
2002 Steve Smith

**NBA All-Defensive Team**

2003 Eric Snow (2nd Team)  
2015 Draymond Green (1st Team)

**Mannie Jackson Basketball's Human Spirit Award**

2013 Magic Johnson  
2015 Steve Smith

**NBA IBM Award**

1984 Magic Johnson

**NBA All-Star Weekend Shooting Stars Champion**

2004 Magic Johnson  
2011 Steve Smith



## NBA SPARTANS ALL-TIME STATS

## SPARTANS

**Maurice Ager**

Dallas (2006-08)  
 New Jersey (2007-09)  
 Minnesota (2010-11)  
**4-year NBA Avg.**  
 2.1 ppg 0.6 rpg 0.2 apg

**Matthew Aitch**

Indiana (1967-68)  
**1-year NBA Avg.**  
 5.6 ppg 3.6 rpg 0.4 apg

**Robert Anderegg**

New York (1959-60)  
**1-year NBA Avg.**  
 4.0 ppg 2.1 rpg 0.9 apg

**Alan Anderson**

Charlotte (2005-07)  
 Toronto (2011-13)  
 Brooklyn (2013-15)  
**6-year NBA Avg.**  
 7.9 ppg 2.3 rpg 1.2 apg

**Chet Aubuchon**

Detroit (1946-47)  
**1-year NBA Avg.**  
 2.2 ppg 0.7 apg

**Charlie Bell**

Phoenix (2001-02)  
 Dallas (2001-02)  
 Milwaukee (2005-10)  
 Golden State (2010-11)  
**7-year NBA Avg.**  
 8.5 ppg 2.2 rpg 2.3 apg

**Robert Brannum**

Sheboygan (1948-50)  
 Boston (1951-55)  
**6-year NBA Avg.**  
 7.4 ppg 7.0 rpg 2.1 apg

**Shannon Brown**

Cleveland (2006-08)  
 Chicago (2007-08)  
 Charlotte (2008-09)  
 Los Angeles Lakers (2008-11)  
 Phoenix (2011-13)  
 San Antonio (2013-14)  
 New York (2013-14)  
 Miami (2014-15)  
**9-year NBA Avg.**  
 7.6 ppg 1.9 rpg 1.1 apg

**Edward Burton**

New York (1961-62)  
 St. Louis (1964-65)  
**2-year NBA Avg.**  
 2.2 ppg 1.2 rpg 0.2 apg

**Mateen Cleaves**

Detroit (2000-01)  
 Sacramento (2001-03)  
 Cleveland (2003-04)  
 Seattle (2004-06)  
**6-year NBA Avg.**  
 3.6 ppg 1.0 rpg 1.9 apg

**Paul Davis**

L.A. Clippers (2006-09)  
 Washington (2009-10)  
**4-year NBA Avg.**  
 2.6 ppg 1.9 rpg 0.4 apg

**Jamie Feick**

Charlotte (1996-97)  
 San Antonio (1996-97)  
 Milwaukee (1997-99)  
 New Jersey (1998-2001)  
**6-year NBA Avg.**  
 4.5 ppg 7.1 rpg 0.7 apg

**Al Ferrari**

St. Louis (1955-56; '58-62)  
 Chicago (1962-63)  
**6-year NBA Avg.**  
 6.8 ppg 2.2 rpg 2.5 apg

**Terry Furlow**

Philadelphia (1976-77)  
 Cleveland (1977-79)  
 Atlanta (1978-80)  
 Utah (1979-80)  
**4-year NBA Avg.**  
 10.7 ppg 2.1 rpg 2.4 apg

**Draymond Green**

Golden State (2012-15)  
**3-year NBA Avg.**  
 6.9 ppg 5.5 rpg 2.1 apg

**Johnny Green**

New York (1959-66)  
 Baltimore (1965-67)  
 San Diego (1967-68)  
 Philadelphia (1967-69)  
 Cincinnati (1969-72)  
 Kansas City/Omaha (1972-73)  
**14-year NBA Avg.**  
 11.6 ppg 8.6 rpg 1.4 apg

**Lindsay Hairston**

Detroit (1975-76)  
**1-year NBA Avg.**  
 5.8 ppg 3.8 rpg 0.4 apg

**Gary Harris**

Denver (2014-15)  
**1-year NBA Avg.**  
 3.4 ppg 1.2 rpg 0.5 apg

**Darryl Johnson**

Cleveland (1995-96)  
**1-year NBA Avg.**  
 1.1 ppg 0.2 rpg 0.1 apg

**Earvin Johnson**

Los Angeles (1979-91; '95-96)  
**13-year NBA Avg.**  
 19.5 ppg 7.2 rpg 11.2 apg

**Ken Johnson**

Portland (1985-86)  
**1-year NBA Avg.**  
 4.1 ppg 3.8 rpg 0.3 apg

**Greg Kelser**

Detroit (1979-82)  
 Seattle (1981-83)  
 San Diego (1983-84)  
 Indiana (1984-85)  
**6-year NBA Avg.**  
 9.7 ppg 4.6 rpg 1.3 apg

**Kalin Lucas**

Memphis (2014-15)  
**1-year NBA Avg.**  
 0.0 ppg 0.0 rpg 0.0 apg

**Matthew Mazza**

Sheboygan (1949-50)  
**1-year NBA Avg.**  
 3.8 ppg 1.1 apg

**Anthony Miller**

L.A. Lakers (1994-96)  
 Atlanta (1996-98; 2000-01; '04-05)  
 Houston (1998-2001)  
 Philadelphia (2000-01)  
**8-year NBA Avg.**  
 2.8 ppg 2.7 rpg 0.4 apg

**Adreian Payne**

Atlanta (2014-15)  
 Minnesota (2014-15)  
**1-year NBA Avg.**  
 6.7 ppg 5.1 rpg 0.9 apg

**Mike Peplowski**

Sacramento (1993-94)  
 Detroit (1994-95)  
 Washington (1995-96)  
 Milwaukee (1995-96)  
**3-year NBA Avg.**  
 2.6 ppg 2.9 rpg 0.4 apg

**Morris Peterson**

Toronto (2000-07)  
 New Orleans (2007-10)  
 Oklahoma City (2010-11)  
**11-year NBA Avg.**  
 10.7 ppg 3.5 rpg 1.5 apg

**Zach Randolph**

Portland (2001-07)  
 New York (2007-09)  
 Los Angeles Clippers (2008-09)  
 Memphis (2009-15)  
**14-year NBA Avg.**  
 17.1 ppg 9.5 rpg 1.8 apg

**Shawn Respert**

Milwaukee (1995-97)  
 Toronto (1996-98)  
 Dallas (1997-98)  
 Phoenix (1998-99)  
**4-year NBA Avg.**  
 4.9 ppg 1.3 rpg 1.0 apg

**Jason Richardson**

Golden State (2001-07)  
 Charlotte (2007-09)  
 Phoenix (2008-11)  
 Orlando (2010-12)  
 Philadelphia (2012-15)  
**14-year NBA Avg.**  
 17.1 ppg 5.0 rpg 2.7 apg

**Ralph Simpson**

Denver (1970-76; 77-78)  
 Detroit (1976-78)  
 Philadelphia (1978-79)  
 New Jersey (1978-80)  
**10-year NBA Avg.**  
 8.4 ppg 2.1 rpg 2.2 apg

**Scott Skiles**

Milwaukee (1986-87)  
 Indiana (1987-89)  
 Orlando (1989-94)  
 Washington (1994-95)  
 Philadelphia (1995-96)  
**10-year NBA Avg.**  
 11.1 ppg 2.5 rpg 6.5 apg

**Steve Smith**

Miami (1991-95; 2004-05)  
 Atlanta (1994-99)  
 Portland (1999-2001)  
 San Antonio (2001-03)  
 New Orleans (2003-04)  
**14-year NBA Avg.**  
 14.3 ppg 3.2 rpg 3.1 apg

**Eric Snow**

Seattle (1995-98)  
 Philadelphia (1997-2004)  
 Cleveland (2004-08)  
**13-year NBA Avg.**  
 6.8 ppg 2.5 rpg 5.0 apg

**Matt Steigenga**

Chicago (1996-97)  
**1-year NBA Avg.**  
 1.5 ppg 1.5 rpg 1.0 apg

**Jay Vincent**

Dallas (1981-86)  
 Washington (1986-87)  
 Denver (1987-89)  
 San Antonio (1988-89)  
 Philadelphia (1989-90)  
 L.A. Lakers (1989-90)  
**9-year NBA Avg.**  
 15.2 ppg 5.5 rpg 2.0 apg

**Sam Vincent**

Boston (1985-87)  
 Seattle (1987-88)  
 Chicago (1987-90)  
 Orlando (1990-92)  
**7-year NBA Avg.**  
 7.8 ppg 2.1 rpg 3.9 apg

**Horace Walker**

Chicago (1961-62)  
**1-year NBA Avg.**  
 6.7 ppg 7.2 rpg 1.1 apg

**Kevin Willis**

Atlanta (1984-95; 2004-05)  
 Miami (1994-96)  
 Golden State (1995-96)  
 Houston (1996-98; 2001-02)  
 Toronto (1998-2000)  
 San Antonio (2002-04)  
 Dallas (2006-07)  
**20-year NBA Avg.**  
 12.1 ppg 8.4 rpg 0.9 apg



## USA BASKETBALL

**Olympic Games**

Magic Johnson	1992
Steve Smith	2000

**Goodwill Games**

Shawn Respert	1994
<b>Tom Izzo (Asst. Coach)</b>	<b>2001</b>

**World Championships**

Steve Smith	1994
Mateen Cleaves	1998
Charlie Bell	2005

**Pan American Games**

Jud Heathcote (Asst. Coach)	1975, 1987
Mike Peplowski	1991
Matt Steigenga	1999
Chris Hill	2003
<b>Tom Izzo (Head Coach)</b>	<b>2003</b>
Drew Neitzel	2007
<b>Denzel Valentine</b>	<b>2015</b>

**Men's Select Team**

Jason Richardson	2000
Draymond Green	2014

**World University Games**

John Benington (Head Coach)	1967
Kevin Willis	1983
Steve Smith	1989
Shawn Respert	1993
Draymond Green	2011
Adreian Payne	2013

**National Team Minicamp**

Draymond Green	2015
----------------	------

**USA Hoop Summit**

Zach Randolph	2000
Marcus Taylor	2000
Gary Harris	2012

**U-19 World Championships**

Scott Skiles	1983
Maurice Ager	2003
Paul Davis	2003
Raymar Morgan	2007
Keith Appling	2011

**Young Men's Championship**

Zach Randolph	2000
Jason Richardson	2000
Marcus Taylor	2001

**USA Youth Dev. Festival**

Marcus Taylor	1998
Zach Randolph	1999
Alan Anderson	2000
Paul Davis	2001
Matt Trannon	2001
Shannon Brown	2002
Drew Naymick	2002
Drew Neitzel	2003
Isaiah Dahlman	2005
Tom Herzog	2005
Delvon Roe	2007
Korie Lucious	2007

**Under 18 National Team**

Chris Allen	2006
-------------	------

**Under 16 National Team**

Brandon Kearney	2009
-----------------	------


**Youth Olympic Games**

Brandon Kearney	2010
-----------------	------

**USA Olympic Festival**

Robert Gonzalez	1979
Ben Tower	1981
Sam Vincent	1981-82
Patrick Ford	1983
Scott Skiles	1983
Mike Peplowski	1989
Matt Steigenga	1989
Dwayne Stephens	1990
Anthony Miller	1991
Quinton Brooks	1993

**Bold** indicates current Spartan



Earvin "Magic" Johnson won an Olympic Gold Medal with the original "Dream Team" in 1992.



Denzel Valentine was a member of the 2015 Pan American Games squad.



Steve Smith won a Gold Medal with the 2000 Olympic Team.



Tom Izzo has twice served as a USA Basketball Coach.



Adreian Payne played in the 2013 World University Games.



Jason Richardson played with the 2000 Men's Select Team.



## SPARTAN CAPTAINS

## SPARTANS

1898-99	*	1959-60	Lance Olson	1999-2000	Mateen Cleaves
1899-00	*		Horace Walker		A.J. Granger
1900-01	Charles Blanchard	1960-61	David Fahs		Morris Peterson
1901-02	James Cooper	1961-62	Arthur Schwarm	2000-01	Charlie Bell
1902-03	Joseph Haftencamp	1962-63	John Lamers		Andre Hutson
1903-04	Edward Balbach	1963-64	George (Pete) Gent		David Thomas
1904-05	Foley Tuttle	1964-65	Marcus Sanders	2001-02	Aloysius Anagonye
1905-06	*	1965-66	William Curtis		Adam Ballinger
1906-07	Edward Krehl	1966-67	Matthew Aitch		Marcus Taylor
1907-08	Roy Vondette	1967-68	John Bailey	2002-03	Aloysius Anagonye
1908-09	Parnell McKerna	1968-69	Lee Lafayette		Adam Ballinger
1909-10	Claude Hannish	1969-70	James Gibbons	2003-04	Alan Anderson
1910-11	Fred Busch		Lloyd Ward		Jason Andreas
1911-12	Ralph Chamberlain	1970-71	Rudy Benjamin		Kelvin Torbert
1912-13	Robert Goss	1971-72	Ronald Gutkowski	2004-05	Alan Anderson
1913-14	George Gauthier		Patrick Miller		Tim Bograkovs
1914-15	Oscar Miller	1972-73	Bill Kilgore		Chris Hill
1915-16	Lyman Fridmodig	1973-74	Michael Robinson		Kelvin Torbert
1916-17	Albert McClelland	1974-75	Lindsay Hairston	2005-06	Maurice Ager
1917-18	Byron Murray	1975-76	Terry Furlow		Shannon Brown
1918-19	Lawrence Kurtz	1976-77	Robert Chapman		Paul Davis
1919-20	George Garrett	1977-78	Robert Chapman		Delco Rowley
1920-21	Walter Foster		Greg Kelsner	2006-07	Drew Neitzel
1921-22	Lloyd Heasley	1978-79	Earvin Johnson		Travis Walton
1922-23	Clarence Fessenden		Greg Kelsner	2007-08	Drew Neitzel
1923-24	Wesley Eva	1979-80	Ronald Charles		Travis Walton
1924-25	Matt Nuttila		Terry Donnelly	2008-09	Kalin Lucas
1925-26	Paul Hackett	1980-81	Mike Brkovich		Travis Walton
1926-27	Kenneth Drew		Jay Vincent	2009-10	Isaiah Dahliman
1927-28	Verne Dickeson	1981-82	Kurt James		Draymond Green
1928-29	Carl Felt		Kevin Smith		Kalin Lucas
1929-30	James VanZylen	1982-83	Bill Cawood		Raymar Morgan
1930-31	Arthur Haga		Derek Perry	2010-11	Draymond Green
	Roger Grove	1983-84	Benjamin Tower		Kalin Lucas
	Edward Scott		Kevin Willis	2011-12	Draymond Green
1931-32	Dee Pinneo	1984-85	Sam Vincent		Austin Thornton
1932-33	Garold McCaslin		Richard Mudd	2012-13	Keith Appling
	Alton Kircher	1985-86	Scott Skiles		Russell Byrd
1933-34	Wendall Patchett		Larry Polec		Derrick Nix
1934-35	Robert Herrick	1986-87	Darryl Johnson	2013-14	*
	Milo Rouse		Barry Fordham	2014-15	Brandon Dawson
	Arnold VanFaasen	1987-88	George Papadakos		Travis Trice
1935-36	Daniel Reck		Carlton Valentine		Denzel Valentine
1936-37	Ron Garlock		Ed Wright	* - no captains selected	
1937-38	Howard Kraft	1988-89	Ken Redfield		
1938-39	Leo Callahan		Todd Wolfe		
1939-40	Max Dalrymple	1989-90	Ken Redfield		
	Martin Hutt		Steve Smith		
1940-41	Robert Phillips	1990-91	Steve Smith		
1941-42	Chester Aubuchon		Matt Steigenga		
1942-43	Carl Petroski	1991-92	Mark Montgomery		
1943-44	No Sched. - World War II		Matt Steigenga		
1944-45	Nickolas Hashu	1992-93	Mike Pepowski		
1945-46	Oliver White		Dwayne Stephens		
1946-47	Robin Roberts	1993-94	Kris Weshinsky	<p>Antonio Smith was a three-year captain from 1996-97 to 1998-99.</p>	
1947-48	Robert Brannum		Shawn Respert		
1948-49	Robert Geahan	1994-95	Eric Snow		
	Jack Wulf		Shawn Respert		
1949-50	Robert Robbins	1995-96	Quinton Brooks		
1950-51	James Snodgrass		Jamie Feick		
1951-52	Clarence (Sonny) Means	1996-97	Steve Polonowski		
1952-53	Erik Furseth		Antonio Smith		
1953-54	Keith Stackhouse	1997-98	Antonio Smith		
1954-55	Albert Ferrari		Mateen Cleaves		
1955-56	Walter Godfrey	1998-99	Antonio Smith		
1956-57	George Ferguson		Mateen Cleaves		
1957-58	Jack Quiggle		Jason Klein		
1958-59	Robert Anderegg		Thomas Kelley		
	Johnny Green				







# MICHIGAN STATE SPARTAN RECORDS





## SCORING RECORDS

## SPARTANS

## INDIVIDUAL

## Career

POINTS	NO.	YEARS
1. Shawn Respert	2,531	1990-95
2. Steve Smith	2,263	1987-91
3. Scott Skiles	2,145	1982-86
4. Greg Kelsner	2,014	1975-79
5. Kalin Lucas	1,996	2007-11
6. Jay Vincent	1,914	1977-81
7. Sam Vincent	1,851	1981-85
8. Terry Furlow	1,777	1972-76
9. Paul Davis	1,718	2002-06
10. Mike Robinson	1,717	1971-74

SCORING AVG.	NO. (GMS.)	YEARS
1. Mike Robinson	24.2 (71)	1971-74
2. Shawn Respert	21.2 (119)	1990-95
3. Julius McCoy	20.9 (66)	1953-56
4. Steve Smith	18.5 (122)	1987-91
5. Scott Skiles	18.2 (118)	1982-86
6. Stan Washington	18.0 (69)	1963-66
7. Terry Furlow	17.8 (100)	1972-76
8. Greg Kelsner	17.5 (115)	1975-79
9. Pete Gent	17.4 (66)	1961-64
10. Earvin Johnson	17.1 (62)	1977-79

## Season

POINTS	NO.	YEAR
1. Scott Skiles	850	1985-86
2. Terry Furlow	793	1975-76
3. Shawn Respert	778	1993-94
4. Steve Smith	752	1990-91
5. Shawn Respert	716	1994-95
6. Ralph Simpson	667	1969-70
7. Sam Vincent	666	1984-85
8. Morris Peterson	657	1999-2000
9. Maurice Ager	656	2005-06
10. Drew Neitzel	635	2006-07

By Class:

Fresh.: Earvin Johnson - 511 (1977-78)

Soph.: Ralph Simpson - 667 (1969-70)

Junior: Shawn Respert - 778 (1993-94)

Senior: Scott Skiles - 850 (1985-86)

SCORING AVG.	AVG.	YEAR
1. Terry Furlow	29.4	1975-76
2. Ralph Simpson	29.0	1969-70
3. Scott Skiles	27.4	1985-86
4. Julius McCoy	27.2	1955-56
5. Shawn Respert	25.6	1994-95
6. Mike Robinson	25.3	1972-73
7. Steve Smith	25.1	1990-91
8. Mike Robinson	24.7	1971-72
9. Shawn Respert	24.3	1993-94
10. Sam Vincent	23.0	1984-85

By Class:

Fresh.: Earvin Johnson - 17.0 (1977-78)

Soph.: Ralph Simpson - 29.0 (1969-70)

Junior: Mike Robinson - 25.3 (1972-73)

Senior: Terry Furlow - 29.4 (1975-76)

## YEAR-BY-YEAR SCORING LEADERS

Based on total points (since 1926-27)

YEAR	NAME, POS.	PTS. (AVG.)	YEAR	NAME, POS.	PTS. (AVG.)
1926-27	V. Dickeson, f	62 (NA)	1971-72	Mike Robinson, g	594 (24.7)
1927-28	V. Dickeson, f	100 (NA)	1972-73	Mike Robinson, g	608 (25.3)
1928-29	Arthur Haga, g	99 (NA)	1973-74	Mike Robinson, g	515 (22.4)
1929-30	Roger Grove, f	91 (NA)	1974-75	Terry Furlow, f	509 (20.4)
1930-31	Roger Grove, f	135 (NA)	1975-76	Terry Furlow, f	793 (29.4)
1931-32	Randy Boeskool, c	80 (NA)	1976-77	Greg Kelsner, f	565 (21.7)
1932-33	Gerald McCaslin, f	92 (NA)	1977-78	Greg Kelsner, f	531 (17.7)
1933-34	Maurice Buysse, c	126 (NA)	1978-79	Greg Kelsner, f	602 (18.8)
1934-35	Arnold Van Faasen, c	133 (NA)	1979-80	Jay Vincent, c/f	582 (21.6)
1935-36	Ron Garlock, g	109 (NA)	1980-81	Jay Vincent, c/f	609 (22.6)
1936-37	Leonard Oesterink, f	112 (NA)	1981-82	Kevin Smith, g	436 (15.6)
1937-38	George Falkowski, f	173 (NA)	1982-83	Sam Vincent, g	498 (16.6)
1938-39	George Falkowski, f	119 (NA)	1983-84	Scott Skiles, g	405 (14.5)
1939-40	Chet Aubuchon, g	169 (NA)	1984-85	Sam Vincent, g	666 (23.0)
1940-41	Max Hindman, f	144 (NA)	1985-86	Scott Skiles, g	850 (27.4)
1941-42	Joe Gerard, f	239 (NA)	1986-87	Darryl Johnson, g	618 (22.1)
1942-43	John Cawood, f	118 (NA)	1987-88	Carlton Valentine, f	371 (13.3)
1943-44	No team due to World War II		1988-89	Steve Smith, g	585 (17.7)
1944-45	Sam Fortino, f	203 (11.9)	1989-90	Steve Smith, g	627 (20.2)
1945-46	Sam Fortino, f	251 (12.0)	1990-91	Steve Smith, g	752 (25.1)
1946-47	Bob Geahan, f	235 (11.2)	1991-92	Shawn Respert, g	474 (15.8)
1947-48	Bob Brannum, c	344 (15.6)	1992-93	Shawn Respert, g	563 (20.1)
1948-49	Bill Rapchak, f	211 (10.6)	1993-94	Shawn Respert, g	778 (24.3)
1949-50	Dan Smith, f	207 (9.4)	1994-95	Shawn Respert, g	716 (25.6)
1950-51	Ray Steffen, c	186 (8.9)	1995-96	Quinton Brooks, f	505 (16.3)
1951-52	Keith Stackhouse, f	236 (11.8)	1996-97	Ray Weathers, g	395 (13.6)
1952-53	Al Ferrari, f	351 (16.0)	1997-98	Mateen Cleaves, g	484 (16.1)
1953-54	Julius McCoy, f	409 (18.6)	1998-99	Morris Peterson, f	516 (13.6)
1954-55	Al Ferrari, f	442 (20.1)	1999-2000	Morris Peterson, f	657 (16.8)
1955-56	Julius McCoy, f	600 (27.2)	2000-01	Jason Richardson, g	486 (14.7)
1956-57	Jack Quiggle, g	384 (15.3)	2001-02	Marcus Taylor, g	488 (16.8)
1957-58	Johnny Green, c	397 (18.0)	2002-03	Chris Hill, g	479 (13.7)
1958-59	Bob Anderegg, f	450 (19.5)	2003-04	Paul Davis, c	474 (15.8)
1959-60	Horace Walker, f/c	473 (22.6)	2004-05	Maurice Ager, g	464 (14.1)
1960-61	Dick Hall, f/c	390 (16.2)	2005-06	Maurice Ager, g	656 (19.3)
1961-62	Pete Gent, f	311 (11.1)	2006-07	Drew Neitzel, g	635 (18.1)
1962-63	Pete Gent, f	329 (16.4)	2007-08	Raymar Morgan, f	505 (14.0)
1963-64	Pete Gent, f	506 (21.3)	2008-09	Kalin Lucas, g	559 (14.7)
1964-65	Stan Washington, f	490 (21.0)	2009-10	Kalin Lucas, g	490 (14.8)
1965-66	Stan Washington, f	397 (18.0)	2010-11	Kalin Lucas, g	578 (17.0)
1966-67	Matthew Aitch, c	376 (16.3)	2011-12	Draymond Green, f	601 (16.2)
1967-68	Lee Lafayette, c/f	405 (16.8)	2012-13	Keith Applng, g	481 (13.4)
1968-69	Lee Lafayette, c/f	430 (18.7)	2013-14	Gary Harris, g	586 (16.7)
1969-70	Ralph Simpson, g	667 (29.0)	2014-15	Travis Trice, g	598 (15.3)
1970-71	Rudy Benjamin, g	520 (21.2)			

## TEAM

## Season

POINTS	NO.	GAMES
1. 1999-2000	2,889	39 games
2. 2013-14	2,870	38 games
3. 2014-15	2,773	39 games
4. 2008-09	2,737	38 games
5. 1998-99	2,726	38 games

SCORING AVG.	AVG. (PTS.)	GAMES
1. 1963-64	92.1 (2,211)	24 gms
2. 1964-65	85.9 (1,977)	23 gms
3. 1985-86	83.1 (2,576)	31 gms
4. 1958-59	82.0 (1,886)	23 gms
5. 1972-73	81.8 (1,964)	24 gms

## Game

POINTS	OPPONENT	DATE
1. 121	Morehead St.	12/1/1992
2. 118	Alcorn State	12/13/2008
118	Oklahoma	12/21/1963
4. 117	Ball State	12/29/1994
5. 114	Michigan	3/4/2000

## Big Ten Game

POINTS	OPPONENT	DATE
1. 114	Michigan	3/4/2000
2. 110	Purdue	3/1/1965
3. 107	Iowa	2/15/1964
107	Indiana	1/11/1964
107	Iowa	2/22/1964
107	Northwestern	2/29/1964



## SCORING RECORDS

## TOP INDIVIDUAL GAMES

50	Terry Furlow vs. Iowa	1/5/1976 (MSU 105-88)
48	Terry Furlow vs. Northwestern	1/8/1976 (NU 105-89)
45	Scott Skiles vs. Minnesota	1/18/1986 (UM 76-71)
	Julius McCoy vs. Notre Dame	12/21/1955 (MSU 84-78)
43	Shawn Respert vs. Minnesota	2/23/1994 (MSU 85-68)
	Scott Skiles vs. Ohio State	3/8/1986 (MSU 91-81)
42	Darryl Johnson vs. BYU	12/29/1986 (BYU 96-88)
	Terry Furlow vs. Ohio State	1/10/1976 (MSU 92-82)
	Ralph Simpson vs. W. Mich.	12/13/1969 (MSU 86-71)
41	Adreian Payne vs. Delaware	3/20/2014 (MSU 93-78)
	Terry Furlow vs. Detroit	12/22/1975 (UD 85-82)
	Rudy Benjamin vs. Butler	12/14/1970 (MSU 99-75)
	Julius McCoy vs. Michigan	2/6/1956 (MSU 86-76)
40	Shawn Respert vs. Indiana	1/11/1995 (IU 89-82)
	Shawn Respert vs. Indiana	3/9/1994 (MSU 94-78)
	Kirk Manns vs. Purdue	1/25/1989 (MSU 106-83)
	Scott Skiles vs. Michigan	1/25/1986 (MSU 91-79)
	Terry Furlow vs. Indiana	2/9/1976 (IU 85-70)
	Mike Robinson vs. Northwestern	3/3/1973 (MSU 86-72)
	Ralph Simpson vs. Oregon	12/27/1969 (UO 87-82)
	Julius McCoy vs. Ohio State	1/28/1956 (MSU 94-91)
39	Shawn Respert vs. Iowa	3/8/1995 (UI 79-78)
	Steve Smith vs. Minnesota	3/3/1990 (MSU 75-73)
	Sam Vincent vs. Purdue	1/10/1985 (MSU 81-72 ot)
38	Steve Smith vs. Central Mich.	12/20/1990 (MSU 74-61)
	Terry Furlow vs. Michigan	2/14/1976 (UM 81-64)
	Mike Robinson vs. Iowa	1/15/1973 (MSU 76-74)
37	Shawn Respert vs. Nebraska	12/10/1994 (UN 96-91)
	Jay Vincent vs. Minnesota	2/28/1981 (UM 92-89 ot)
	Mike Robinson vs. Michigan	3/4/1972 (MSU 96-92)
	Ralph Simpson vs. Minnesota	1/30/1970 (UM 92-87)
36	Maurice Ager vs. Gonzaga	11/22/2005 (GU 109-106, 3OT)
	Steve Smith vs. Michigan	3/1/1990 (MSU 78-70)
	Steve Smith vs. Auburn	11/24/1989 (MSU 92-79)
	Scott Skiles vs. Wisconsin	1/30/1986 (MSU 83-81)
	Jay Vincent vs. Iowa	1/10/1981 (UI 65-57)
	Jay Vincent vs. Michigan	2/16/1980 (MSU 82-74)
	Greg Kelsner vs. Detroit	12/21/1977 (MSU 103-74)
	Terry Furlow vs. Ohio State	2/3/1975 (MSU 101-83)
	Mike Robinson vs. Central Mich.	12/1/1973 (MSU 78-70)
	Ralph Simpson vs. Eastern Ky.	12/1/1969 (MSU 89-35)
	Bill Curtis vs. Michigan	1/26/1965 (UM 103-98)
35	Shawn Respert vs. Illinois	2/15/1995 (MSU 68-58)
	Steve Smith vs. Illinois	1/17/1991 (MSU 71-68)
	Steve Smith vs. Evansville	12/18/1990 (MSU 81-76)
	Scott Skiles vs. Northwestern	2/27/1986 (MSU 82-48)
	Scott Skiles vs. Ohio St.	2/24/1983 (MSU 101-94 3 ot)
	Terry Furlow vs. Illinois	1/24/1976 (MSU 74-63)
	Ralph Simpson vs. Purdue	2/3/1970 (PU 105-86)
	Ralph Simpson vs. Notre Dame	1/20/1970 (MSU 85-82)
	Ted Williams vs. Purdue	3/4/1963 (PU 94-93)
	Lance Olson vs. Iowa	1/23/1960 (MSU 90-80)
	Julius McCoy vs. Wisconsin	2/27/1956 (MSU 89-82)


By Class

Freshman: 32 - Scott Skiles vs. Ohio State (2/24/1983)

Sophomore: 42 - Ralph Simpson vs. W. Mich. (12/13/1969)

Junior: 45 - Julius McCoy vs. Notre Dame (12/21/1955)

Senior: 50 - Terry Furlow vs. Iowa (1/5/1976)



Terry Furlow owns the top two single-game scoring efforts in MSU history.

## TOP TEAM GAMES

PTS.	OPP. (MSU-OPP.)	DATE (LOCATION)
121	Morehead State (121-53)	12/1/1992 (East Lansing)
118	Alcorn State (118-60)	12/13/2008 (East Lansing)
	Oklahoma (118-100)	12/21/1963 (Tempe, Ariz.)
117	Ball State (117-95)	12/29/1994 (East Lansing)
114	Michigan (114-63)	3/4/2000 (East Lansing)
111	Cleveland State (111-68)	12/12/1994 (East Lansing)
110	Nebraska Omaha (110-68)	12/4/2011 (East Lansing)
	Purdue (110-92)	3/1/1965 (East Lansing)
109	Northern Michigan (109-86)	11/30/1963 (East Lansing)
	Western Mich. (109-69)	12/13/1978 (Kalamazoo, Mich.)
107	East Tenn. State (107-81)	12/9/1993 (East Lansing)
	Northwestern (107-97)	2/29/1964 (East Lansing)
	Iowa (107-89)	2/22/1964 (Iowa City, Iowa)
	Iowa (107-82)	2/15/1964 (East Lansing)
	Indiana (107-103)	1/11/1964 (East Lansing)
106	UMass (106-68)	11/28/2009 (Atlantic City, N.J.)
	Gonzaga (106-109, 3OT)	11/22/2005 (Lahaina, Hawai'i)
	Purdue (106-83)	1/25/1989 (East Lansing)
	Wisconsin (106-90)	1/6/1964 (East Lansing)
105	Iowa (105-88)	1/5/1976 (East Lansing)
	Wisconsin (105-87)	1/25/1975 (East Lansing)
104	UW-Green Bay (104-46)	11/23/2004 (East Lansing)
	Florida A&M (104-72)	11/19/2004 (East Lansing)
	Bowling Green (104-81)	12/7/1963 (East Lansing)
103	Indiana (103-74)	3/2/2008 (East Lansing)
	Loyola (Ill.) (103-71)	12/9/2000 (Chicago, Ill.)
	Central Michigan (103-60)	1/29/1985 (East Lansing)
	Detroit (103-74)	12/21/1977 (Detroit)
	Rochester (103-61)	12/29/1972 (Rochester, N.Y.)
	Wichita State (103-68)	12/10/1966 (East Lansing)
	Michigan (103-91)	2/14/1959 (East Lansing)
102	Nicholls State (102-52)	11/27/2004 (East Lansing)
	New Hampshire (102-65)	12/30/1977 (Norfolk, Va.)
	Ohio State (102-99)	1/27/1964 (East Lansing)
	Alma (102-3)	2/1/1902 (East Lansing)
101	New Orleans (101-48)	12/28/2013 (East Lansing)
	Nebraska (101-78)	12/4/1991 (East Lansing)
	Ohio State (101-94, 3OT)	2/24/1983 (East Lansing)
	Marshall (101-82)	12/19/1981 (East Lansing)
	Pennsylvania (101-67)	3/24/1979 (Salt Lake City, Utah)
	Ohio State (101-83)	2/3/1975 (Columbus, Ohio)
	Western Michigan (101-100)	12/4/1963 (East Lansing)
100	Idaho (100-62)	11/16/2008 (East Lansing)
	Iowa (100-91)	2/12/1972 (Iowa City, Iowa)

# 1,000-POINT SCORERS


# SPARTANS



## 1. SHAWN RESPERT - 2,531 POINTS

Respert scored his 1,000th point in his 56th game vs. Penn State (March 13, 1993).


Year	GP/GS	FG-FGA	Pct.	3FG-FGA	Pct.	FT-FTA	Pct.	Reb/Avg.	Ast/Avg.	Pts./Avg.
1990-91	1/0	0-2	.000	0-0	.000	0-0	.000	0/0.0	0/0.0	0/0.0
1991-92	30/30	173-344	.503	60-132	.454	68-78	.872	64/2.1	62/2.1	474/15.8
1992-93	28/28	192-399	.481	60-140	.429	119-139	.856	111/4.0	73/2.6	563/20.1
1993-94	32/32	272-562	.484	92-205	.449	142-169	.840	127/4.0	81/2.5	778/24.3
1994-95	28/28	229-484	.473	119-251	.474	139-160	.869	111/4.0	85/3.0	716/25.6
<b>Totals</b>	<b>119/118</b>	<b>866-1791</b>	<b>.483</b>	<b>331-728</b>	<b>.455</b>	<b>468-546</b>	<b>.857</b>	<b>413/3.4</b>	<b>301/2.5</b>	<b>2531/21.2</b>



## 2. STEVE SMITH - 2,263 POINTS

Smith scored his 1,000th point in his 66th game vs. Furman (Dec. 2, 1989).

Year	GP/GS	FG-FGA	Pct.	3FG-FGA	Pct.	FT-FTA	Pct.	Reb/Avg.	Ast/Avg.	Pts./Avg.
1987-88	28/26	108-232	.466	14-30	.467	69-91	.758	112/4.0	82/2.9	299/10.7
1988-89	33/32	217-454	.478	22-63	.349	129-169	.763	229/6.0	112/3.4	585/17.7
1989-90	31/29	233-443	.526	45-98	.459	116-167	.695	216/7.0	150/4.9	627/20.2
1990-91	30/30	268-566	.474	66-162	.407	150-187	.802	183/6.1	109/3.6	752/25.1
<b>Totals</b>	<b>122/117</b>	<b>826-1695</b>	<b>.487</b>	<b>147-353</b>	<b>.416</b>	<b>464-614</b>	<b>.756</b>	<b>740/6.1</b>	<b>453/3.7</b>	<b>2263/18.5</b>



## 3. SCOTT SKILES - 2,145 POINTS

Skiles scored his 1,000th point in his 72nd game vs. Illinois (Jan. 12, 1985).

Year	GP/GS	FG-FGA	Pct.	3FG-FGA	Pct.	FT-FTA	Pct.	Reb/Avg.	Ast/Avg.	Pts./Avg.
1982-83	30/27	141-286	.493	25-50	.500	69-83	.831	63/2.1	146/4.9	376/12.5
1983-84	28/28	153-319	.480	—	—	99-119	.832	62/2.2	128/4.6	405/14.5
1984-85	29/29	212-420	.505	—	—	90-114	.790	93/3.2	168/5.8	514/17.1
1985-86	31/31	331-598	.554	—	—	188-209	.900	135/4.4	203/6.5	850/27.4
<b>Totals</b>	<b>118/115</b>	<b>837-1623</b>	<b>.516</b>	<b>25-50</b>	<b>.500</b>	<b>446-525</b>	<b>.850</b>	<b>353/3.0</b>	<b>645/5.5</b>	<b>2145/18.2</b>



## 4. GREG KELSER - 2,014 POINTS

Kelsner scored his 1,000th point in his 90th game vs. Detroit (Dec. 21, 1977).


Year	GP/GS	FG-FGA	Pct.	3FG-FGA	Pct.	FT-FTA	Pct.	Reb/Avg.	Ast/Avg.	Pts./Avg.
1975-76	27/23	136-263	.517	—	—	44-78	.564	260/9.5	32/1.2	316/11.7
1976-77	26/26	217-441	.492	—	—	131-196	.668	280/10.8	67/2.6	565/21.7
1977-78	30/30	221-362	.610	—	—	89-152	.586	274/9.1	39/1.3	531/17.7
1978-79	32/32	246-451	.545	—	—	110-164	.671	278/8.7	56/1.8	602/18.8
<b>Totals</b>	<b>115/111</b>	<b>820-1517</b>	<b>.541</b>	<b>—</b>	<b>—</b>	<b>374-590</b>	<b>.634</b>	<b>1092/9.5</b>	<b>194/1.7</b>	<b>2014/17.5</b>



## 5. KALIN LUCAS - 1,996 POINTS

Lucas scored his 1,000th point in his 79th game vs. Florida (Nov. 27, 2009).

Year	GP/GS	FG-FGA	Pct.	3FG-FGA	Pct.	FT-FTA	Pct.	Reb/Avg.	Ast/Avg.	Pts./Avg.
2007-08	36/17	138-320	.431	20-55	.364	73-95	.768	56/1.6	137/3.8	369/10.3
2008-09	38/37	173-438	.395	41-105	.390	172-213	.808	80/2.1	176/4.6	559/14.7
2009-10	33/31	165-364	.453	35-99	.354	128-162	.772	62/1.9	131/4.0	490/14.8
2010-11	34/34	194-453	.428	53-136	.390	137-167	.820	73/2.1	114/3.4	578/17.0
<b>Totals</b>	<b>141/119</b>	<b>670-1575</b>	<b>.425</b>	<b>149-395</b>	<b>.377</b>	<b>507-637</b>	<b>.796</b>	<b>271/1.9</b>	<b>558/4.0</b>	<b>1996/14.2</b>



## 6. JAY VINCENT - 1,914 POINTS

Vincent scored his 1,000th point in his 74th game vs. Wisconsin (Jan 17, 1980).


Year	GP/GS	FG-FGA	Pct.	3FG-FGA	Pct.	FT-FTA	Pct.	Reb/Avg.	Ast/Avg.	Pts./Avg.
1977-78	29/26	177-239	.573	—	—	55-86	.640	110/3.7	30/1.0	329/11.3
1978-79	31/28	170-343	.496	—	—	54-93	.581	161/5.2	38/1.2	394/12.7
1979-80	27/27	233-451	.517	—	—	116-161	.720	209/7.7	61/2.3	582/21.5
1980-81	27/27	259-522	.496	—	—	91-141	.645	229/8.5	50/1.9	609/22.6
<b>Totals</b>	<b>114/108</b>	<b>799-1555</b>	<b>.514</b>	<b>—</b>	<b>—</b>	<b>316-481</b>	<b>.657</b>	<b>709/6.2</b>	<b>179/1.6</b>	<b>1914/16.8</b>



## 7. SAM VINCENT - 1,851 POINTS

Vincent scored his 1,000th point in his 68th game vs. Iowa (Jan. 4, 1984).

Year	GP/GS	FG-FGA	Pct.	3FG-FGA	Pct.	FT-FTA	Pct.	Reb/Avg.	Ast/Avg.	Pts./Avg.
1981-82	28/27	130-182	.461	—	—	68-91	.747	78/2.8	55/2.0	328/11.7
1982-83	30/30	180-401	.449	5-11	.455	133-172	.773	79/2.6	66/2.2	498/16.6
1983-84	23/23	130-261	.498	—	—	99-122	.811	62/2.7	68/3.0	359/15.6
1984-85	29/29	245-450	.544	—	—	176-208	.846	112/3.9	117/4.0	666/23.0
<b>Totals</b>	<b>110/109</b>	<b>685-1294</b>	<b>.529</b>	<b>5-11</b>	<b>.455</b>	<b>476-593</b>	<b>.803</b>	<b>331/3.0</b>	<b>306/2.8</b>	<b>1851/16.8</b>




## 8. TERRY FURLOW - 1,777 POINTS

Furlow scored his 1,000th point in his 74th game vs. Central Michigan (Dec. 1, 1975).

Year	GP/GS	FG-FGA	Pct.	3FG-FGA	Pct.	FT-FTA	Pct.	Reb/Avg.	Ast/Avg.	Pts./Avg.
1972-73	24/2	58-137	.423	—	—	20-30	.667	83/3.4	NA	136/5.7
1973-74	24/20	150-297	.505	—	—	39-59	.661	171/7.1	NA	339/14.1
1974-75	25/25	205-391	.524	—	—	99-120	.825	171/6.8	NA	509/20.4
1975-76	27/27	308-653	.472	—	—	177-202	.876	207/7.7	87/3.2	793/29.4
<b>Totals</b>	<b>100/74</b>	<b>721-1478</b>	<b>.488</b>	<b>—</b>	<b>—</b>	<b>335-411</b>	<b>.815</b>	<b>632/6.3</b>	<b>87/3.2</b>	<b>1777/17.8</b>



## 1,000-POINT SCORERS

**9. PAUL DAVIS - 1,718 POINTS**

Davis scored his 1,000th point in his 86th game vs. Minnesota (Feb. 16, 2005).

Year	GP/GS	FG-FGA	Pct.	3FG-FGA	Pct.	FT-FTA	Pct.	Reb/Avg.	Ast./Avg.	Pts./Avg.
2002-03	35/5	88-201	.438	1-6	.167	97-147	.660	165/4.7	15/0.4	274/7.8
2003-04	30/30	163-287	.568	5-15	.333	143-179	.799	187/6.2	59/2.0	474/15.8
2004-05	32/29	157-290	.541	1-8	.125	77-115	.670	257/8.0	50/1.6	392/12.3
2005-06	33/33	206-364	.566	6-19	.316	160-184	.870	301/9.1	54/1.6	578/17.5
<b>Totals</b>	<b>130/97</b>	<b>614-1142</b>	<b>.538</b>	<b>13-48</b>	<b>.271</b>	<b>477-625</b>	<b>.763</b>	<b>910/7.0</b>	<b>178/1.4</b>	<b>1718/13.2</b>

**10. MIKE ROBINSON - 1,717 POINTS**

Robinson scored his 1,000th point in his 41st game vs. Notre Dame (Feb. 7, 1973).

Year	GP/GS	FG-FGA	Pct.	3FG-FGA	Pct.	FT-FTA	Pct.	Reb/Avg.	Ast./Avg.	Pts./Avg.
1971-72	24/23	245-565	.434	—	—	104-147	.707	73/3.0	NA	594/24.7
1972-73	24/24	259-536	.483	—	—	90-113	.796	101/4.2	NA	608/25.3
1973-74	23/23	208-440	.473	—	—	99-128	.773	66-2.9	NA	515/22.4
<b>Totals</b>	<b>71/70</b>	<b>712-1541</b>	<b>.462</b>	<b>—</b>	<b>—</b>	<b>293-388</b>	<b>.755</b>	<b>240/3.4</b>	<b>NA</b>	<b>1717/24.2</b>

**11. RAYMAR MORGAN - 1,597 POINTS**

Morgan scored his 1,000th point in his 76th game vs. Oakland (Dec. 27, 2008).

Year	GP/GS	FG-FGA	Pct.	3FG-FGA	Pct.	FT-FTA	Pct.	Reb/Avg.	Ast./Avg.	Pts./Avg.
2006-07	28/25	121-249	.486	5-16	.313	80-116	.690	145/5.2	23/0.8	327/11.7
2007-08	36/36	187-335	.558	10-33	.303	121-180	.672	221/6.1	58/1.6	505/14.0
2008-09	35/26	132-251	.526	5-21	.238	89-135	.659	184/5.3	41/1.2	358/10.2
2009-10	36/33	154-291	.529	5-17	.294	94-140	.671	222/6.2	63/1.8	407/11.3
<b>Totals</b>	<b>135/120</b>	<b>594-1126</b>	<b>.528</b>	<b>25-87</b>	<b>.287</b>	<b>384-571</b>	<b>.673</b>	<b>772/5.7</b>	<b>185/1.4</b>	<b>1597/11.8</b>

**12. MORRIS PETERSON - 1,588 POINTS**


Peterson scored his 1,000th point in his 102nd game vs. Texas (Nov. 27, 1999).

Year	GP/GS	FG-FGA	Pct.	3FG-FGA	Pct.	FT-FTA	Pct.	Reb/Avg.	Ast./Avg.	Pts./Avg.
1995-96	4/0	1-1	1.000	0-0	.000	0-1	.000	3/0.8	0/0.0	2/0.5
1996-97	29/18	72-166	.434	16-59	.271	36-51	.706	97/3.4	18/0.6	196/6.8
1997-98	27/0	81-182	.445	23-69	.333	32-58	.552	94/3.5	24/0.9	217/8.0
1998-99	38/4	190-343	.554	22-59	.373	114-140	.814	216/5.7	36/0.9	516/13.6
1999-2000	39/38	218-469	.465	85-200	.425	136-176	.773	235/6.0	49/1.3	657/16.8
<b>Totals</b>	<b>137/60</b>	<b>562-1121</b>	<b>.484</b>	<b>146-387</b>	<b>.377</b>	<b>318-426</b>	<b>.746</b>	<b>645/4.7</b>	<b>1270.9</b>	<b>1588/11.6</b>

**13. MAURICE AGER - 1,554 POINTS**

Ager scored his 1,000th point in his 95th game vs. IPFW (Nov. 27, 2005).

Year	GP/GS	FG-FGA	Pct.	3FG-FGA	Pct.	FT-FTA	Pct.	Reb/Avg.	Ast./Avg.	Pts./Avg.
2002-03	27/4	60-150	.400	29-73	.397	31-40	.775	61/2.3	17/0.6	180/6.7
2003-04	30/4	87-225	.387	37-106	.349	43-61	.705	96/3.2	20/0.7	254/8.5
2004-05	33/31	150-315	.476	53-132	.402	111-135	.822	128/3.9	60/1.8	464/14.1
2005-06	34/34	226-495	.457	83-221	.376	121-159	.761	139/4.1	84/2.5	656/19.3
<b>Totals</b>	<b>124/73</b>	<b>523-1185</b>	<b>.441</b>	<b>202-532</b>	<b>.380</b>	<b>306-395</b>	<b>.775</b>	<b>424/3.4</b>	<b>181/1.5</b>	<b>1554/12.5</b>

**14. MATEEN CLEAVES - 1,541 POINTS**

Cleaves scored his 1,000th point in his 79th game vs. Indiana (Jan. 24, 1999).

Year	GP/GS	FG-FGA	Pct.	3FG-FGA	Pct.	FT-FTA	Pct.	Reb/Avg.	Ast./Avg.	Pts./Avg.
1996-97	29/24	111-277	.401	18-76	.237	57-79	.722	73/2.5	146/5.0	297/10.2
1997-98	30/29	161-403	.400	51-152	.336	111-158	.703	75/2.5	217/7.2	484/16.1
1998-99	38/38	159-392	.406	42-144	.292	85-108	.787	62/1.6	274/7.2	445/11.7
1999-2000	26/24	109-259	.421	32-85	.376	65-86	.756	60/1.8	179/6.9	315/12.1
<b>Totals</b>	<b>123/115</b>	<b>540-1331</b>	<b>.406</b>	<b>143-457</b>	<b>.313</b>	<b>318-431</b>	<b>.738</b>	<b>254/2.1</b>	<b>816/6.6</b>	<b>1541/12.5</b>

**15. CHRIS HILL - 1,540 POINTS**

Hill scored his 1,000th point in his 79th game vs. Penn State (Jan. 14, 2004).

Year	GP/GS	FG-FGA	Pct.	3FG-FGA	Pct.	FT-FTA	Pct.	Reb/Avg.	Ast./Avg.	Pts./Avg.
2001-02	31/12	121-248	.488	66-148	.446	47-62	.758	100/3.2	65/2.1	355/11.5
2002-03	35/31	155-358	.433	95-235	.404	74-97	.763	119/3.4	128/3.7	479/13.7
2003-04	30/29	141-282	.500	84-185	.454	49-65	.754	84/2.8	118/3.9	418/13.8
2004-05	33/19	99-239	.414	61-167	.365	32-43	.744	60/1.8	141/4.3	291/8.8
<b>Totals</b>	<b>129/92</b>	<b>516-1127</b>	<b>.458</b>	<b>306-735</b>	<b>.416</b>	<b>202-267</b>	<b>.757</b>	<b>363/2.8</b>	<b>452/3.5</b>	<b>1540/11.9</b>

**16. DREW NEITZEL - 1,534 POINTS**


Neitzel scored his 1,000th point in his 101st game vs. Marquette (March 15, 2007).

Year	GP/GS	FG-FGA	Pct.	3FG-FGA	Pct.	FT-FTA	Pct.	Reb/Avg.	Ast./Avg.	Pts./Avg.
2004-05	33/14	43-113	.381	16-49	.327	13-20	.650	24/0.7	97/2.9	115/3.5
2005-06	34/34	98-240	.408	46-114	.404	41-44	.932	69/2.0	189/5.6	283/8.3
2006-07	35/34	199-467	.426	114-277	.412	123-140	.879	99/2.8	151/4.3	635/18.1
2007-08	36/35	165-407	.405	97-244	.398	74-86	.860	90/2.5	145/4.0	501/13.9
<b>Totals</b>	<b>138/117</b>	<b>505-1227</b>	<b>.412</b>	<b>273-684</b>	<b>.399</b>	<b>251-290</b>	<b>.866</b>	<b>282/2.0</b>	<b>582/4.2</b>	<b>1534/11.1</b>



## 1,000-POINT SCORERS

SPARTANS

**17. DRAYMOND GREEN - 1,517 POINTS**

Green scored his 1,000th point in his 115th game vs. Florida State (Nov. 30, 2011).

Year	GP/GS	FG-FGA	Pct.	3FG-FGA	Pct.	FT-FTA	Pct.	Reb/Avg.	Ast./Avg.	Pts./Avg.
2008-09	37/0	45-81	.556	0-1	.000	32-52	.615	122/3.3	31/0.8	122/3.3
2009-10	37/3	139-265	.525	2-16	.125	86-128	.672	286/7.7	112/3.0	366/9.9
2010-11	34/28	147-345	.426	37-101	.366	97-142	.683	294/8.6	141/4.1	428/12.6
2011-12	37/36	212-472	.449	52-134	.388	125-173	.723	394/10.6	141/3.8	601/16.2
<b>Totals</b>	<b>145/67</b>	<b>543-1163</b>	<b>.467</b>	<b>91-252</b>	<b>.361</b>	<b>340-495</b>	<b>.687</b>	<b>1096/7.6</b>	<b>425/2.9</b>	<b>1517/10.5</b>

**18. KEITH APPLING - 1,509 POINTS**

Appling scored his 1,000th point in his 97th game vs. Nebraska (Feb. 16, 2013).

Year	GP/GS	FG-FGA	Pct.	3FG-FGA	Pct.	FT-FTA	Pct.	Reb/Avg.	Ast./Avg.	Pts./Avg.
2010-11	34/18	72-165	.436	39-95	.411	34-38	.895	96/2.8	45/1.3	217/6.4
2011-12	37/37	131-307	.427	24-96	.250	134-170	.788	106/2.9	144/3.9	420/11.4
2012-13	36/36	156-376	.415	41-128	.320	128-171	.749	123/3.4	120/3.3	481/13.4
2013-14	35/32	132-292	.452	34-94	.362	93-141	.660	106/3.0	156/4.5	391/11.2
<b>Totals</b>	<b>142/123</b>	<b>491-1140</b>	<b>.431</b>	<b>138-413</b>	<b>.334</b>	<b>389-520</b>	<b>.748</b>	<b>431/3.0</b>	<b>465/3.3</b>	<b>1509/10.6</b>

**19. CHARLIE BELL - 1,468 POINTS**


Bell scored his 1,000th point in his 104th game vs. Syracuse (March 23, 2000).

Year	GP/GS	FG-FGA	Pct.	3FG-FGA	Pct.	FT-FTA	Pct.	Reb/Avg.	Ast./Avg.	Pts./Avg.
1997-98	30/30	94-216	.435	19-56	.339	69-87	.793	133/4.4	40/1.3	276/9.2
1998-99	38/35	116-243	.477	16-45	.356	49-65	.754	146/3.8	39/1.0	297/7.8
1999-2000	39/38	159-351	.453	38-111	.342	93-116	.802	190/4.9	123/3.2	449/11.5
2000-01	33/33	150-373	.402	52-152	.342	94-122	.770	155/4.7	169/5.1	446/13.5
<b>Totals</b>	<b>140/136</b>	<b>519-1183</b>	<b>.439</b>	<b>125-364</b>	<b>.343</b>	<b>305-390</b>	<b>.782</b>	<b>624/4.5</b>	<b>371/2.7</b>	<b>1468/10.5</b>

**20. ANDRE HUTSON - 1,393 POINTS**


Hutson scored his 1,000th point in his 110th game vs. North Carolina (Nov. 29, 2000).

Year	GP/GS	FG-FGA	Pct.	3FG-FGA	Pct.	FT-FTA	Pct.	Reb/Avg.	Ast./Avg.	Pts./Avg.
1997-98	30/26	87-142	.613	0-0	.000	52-69	.754	156/5.2	25/0.8	226/7.5
1998-99	37/34	111-180	.617	0-0	.000	107-137	.781	192/5.2	23/0.6	329/8.9
1999-2000	39/38	147-251	.586	0-1	.000	103-154	.669	243/6.2	57/1.5	397/10.2
2000-01	32/31	173-278	.622	0-0	.000	95-131	.725	244/7.6	61/1.9	441/13.8
<b>Totals</b>	<b>138/129</b>	<b>518-851</b>	<b>.609</b>	<b>0-1</b>	<b>.000</b>	<b>357-491</b>	<b>.727</b>	<b>835/6.1</b>	<b>166/1.2</b>	<b>1393/10.1</b>

**21. DARRYL JOHNSON - 1,383 POINTS**


Johnson scored his 1,000th point in his 90th game vs. Purdue (Jan. 3, 1987).

Year	GP/GS	FG-FGA	Pct.	3FG-FGA	Pct.	FT-FTA	Pct.	Reb/Avg.	Ast./Avg.	Pts./Avg.
1983-84	28/3	72-152	.474	—	—	23-34	.676	31/1.1	33/1.2	167/6.0
1984-85	22/4	50-102	.490	—	—	16-22	.727	37/1.7	28/1.3	116/5.3
1985-86	29/29	216-371	.582	—	—	50-63	.794	96/3.3	116/4.0	482/16.6
1986-87	28/28	247-467	.529	13-35	.371	111-122	.910	94/3.4	112/4.0	618/22.1
<b>Totals</b>	<b>107/64</b>	<b>585-1092</b>	<b>.536</b>	<b>13-35</b>	<b>.371</b>	<b>200-214</b>	<b>.830</b>	<b>258/2.4</b>	<b>289/2.7</b>	<b>1383/12.9</b>

**22. ROBERT CHAPMAN - 1,382 POINTS**

Chapman scored his 1,000th point in his 74th game vs. Illinois (March 5, 1977).

Year	GP/GS	FG-FGA	Pct.	3FG-FGA	Pct.	FT-FTA	Pct.	Reb/Avg.	Ast./Avg.	Pts./Avg.
1974-75	20/0	39-95	.410	—	—	11-18	.611	26/1.3	NA	89/4.4
1975-76	27/26	166-349	.476	—	—	63-77	.818	95/3.5	55/2.0	395/14.6
1976-77	27/27	220-413	.533	—	—	89-124	.717	84/3.1	65/2.5	529/19.6
1977-78	30/30	152-307	.495	—	—	65-81	.802	82/2.7	61/2.0	369/12.3
<b>Totals</b>	<b>104/83</b>	<b>577-1164</b>	<b>.496</b>	<b>—</b>	<b>—</b>	<b>228-300</b>	<b>.760</b>	<b>287/2.8</b>	<b>181/2.2</b>	<b>1382/13.3</b>

**23. JULIUS MCCOY - 1,377 POINTS**

McCoy scored his 1,000th point in his 53rd game vs. Purdue (Jan. 14, 1956).

Year	GP/GS	FG-FGA	Pct.	3FG-FGA	Pct.	FT-FTA	Pct.	Reb/Avg.	Ast./Avg.	Pts./Avg.
1953-54	22/NA	136-379	.359	—	—	137-187	.733	NA	NA	409/18.6
1954-55	22/NA	141-363	.388	—	—	86-143	.601	NA	NA	368/16.7
1955-56	22/NA	228-538	.423	—	—	144-214	.673	219/10.0	NA	600/27.2
<b>Totals</b>	<b>66/NA</b>	<b>505-1280</b>	<b>.395</b>	<b>—</b>	<b>—</b>	<b>367-544</b>	<b>.675</b>	<b>219/10.0</b>	<b>NA</b>	<b>1377/20.9</b>

**24. DURRELL SUMMERS - 1,314 POINTS**

Summers scored his 1,000th point in his 117th game vs. Tennessee Tech (Nov. 28, 2010).

Year	GP/GS	FG-FGA	Pct.	3FG-FGA	Pct.	FT-FTA	Pct.	Reb/Avg.	Ast./Avg.	Pts./Avg.
2007-08	36/0	62-123	.504	11-22	.500	41-55	.745	85/2.4	20/0.6	176/4.9
2008-09	38/13	116-267	.434	45-117	.385	49-68	.721	129/3.4	30/0.8	326/8.6
2009-10	37/24	156-343	.455	43-120	.358	62-78	.795	174/4.7	31/0.8	417/11.3
2010-11	34/30	140-361	.388	62-174	.356	53-77	.688	144/4.2	22/0.6	395/11.6
<b>Totals</b>	<b>145/67</b>	<b>474-1094</b>	<b>.433</b>	<b>161-433</b>	<b>.372</b>	<b>205-278</b>	<b>.737</b>	<b>532/3.7</b>	<b>103/0.7</b>	<b>1314/9.1</b>




## 1,000-POINT SCORERS

**25. BRANDEN DAWSON - 1,309 POINTS**


Dawson scored his 1,000th point in his 105th game vs. Eastern Michigan (Dec. 17, 2014).

Year	GP/GS	FG-FGA	Pct.	3FG-FGA	Pct.	FT-FTA	Pct.	Reb/Avg.	Ast/Avg.	Pts/Avg.
2011-12	31/31	109-189	.577	0-3	.000	41-69	.594	139/4.5	29/0.9	259/8.4
2012-13	36/35	139-262	.531	0-5	.000	43-80	.538	212/5.9	47/1.3	321/8.9
2013-14	28/23	136-222	.613	0-1	.000	42-64	.656	233/8.3	46/1.6	314/11.2
2014-15	35/32	182-340	.535	0-0	.000	51-104	.490	318/9.1	59/1.7	415/11.9
<b>Totals</b>	<b>130/121</b>	<b>566-1013</b>	<b>.559</b>	<b>0-9</b>	<b>.000</b>	<b>177-317</b>	<b>.558</b>	<b>902/6.9</b>	<b>181/1.4</b>	<b>1309/10.1</b>

**26. MATT STEIGENGA - 1,296 POINTS**

Steigenga scored his 1,000th point in his 96th game vs. UW-Green Bay (March 15, 1991).

Year	GP/GS	FG-FGA	Pct.	3FG-FGA	Pct.	FT-FTA	Pct.	Reb/Avg.	Ast/Avg.	Pts/Avg.
1988-89	33/33	115-206	.558	—	—	57-77	.740	149/4.5	45/1.3	287/8.7
1989-90	34/33	138-235	.587	5-9	.556	74-95	.779	119/3.5	65/1.9	355/10.4
1990-91	30/30	148-282	.525	13-26	.500	70-100	.700	148/4.9	63/2.1	379/12.6
1991-92	27/27	103-211	.488	14-43	.326	55-81	.679	121/4.5	53/1.9	275/10.2
<b>Totals</b>	<b>124/123</b>	<b>504-934</b>	<b>.539</b>	<b>32-78</b>	<b>.410</b>	<b>256-353</b>	<b>.725</b>	<b>537/4.3</b>	<b>226/1.8</b>	<b>1296/10.4</b>

**27. QUINTON BROOKS - 1,275 POINTS**

Brooks scored his 1,000th point in his 95th game vs. Illinois (Jan. 6, 1996).

Year	GP/GS	FG-FGA	Pct.	3FG-FGA	Pct.	FT-FTA	Pct.	Reb/Avg.	Ast/Avg.	Pts/Avg.
1992-93	22/0	39-67	.582	0-1	.000	14-24	.583	59/2.7	5/0.2	92/4.2
1993-94	32/29	153-287	.533	3-10	.300	54-70	.771	142/4.4	30/0.9	363/11.3
1994-95	28/26	134-252	.532	1-10	.100	46-75	.613	145/5.2	25/0.9	315/11.3
1995-96	31/29	195-346	.564	1-7	.143	114-152	.750	175/5.7	20/0.6	505/16.3
<b>Totals</b>	<b>113/84</b>	<b>521-952</b>	<b>.547</b>	<b>5-28</b>	<b>.179</b>	<b>228-321</b>	<b>.710</b>	<b>521/4.6</b>	<b>80/7.0</b>	<b>1275/11.3</b>

**28. STAN WASHINGTON - 1,242 POINTS**

Washington scored his 1,000th point in his 57th game vs. Purdue (Jan. 22, 1966).

Year	GP/GS	FG-FGA	Pct.	3FG-FGA	Pct.	FT-FTA	Pct.	Reb/Avg.	Ast/Avg.	Pts/Avg.
1963-64	24/NA	144-310	.464	—	—	67-86	.779	245/10.2	NA	355/14.8
1964-65	23/NA	185-390	.474	—	—	120-141	.851	248/10.7	NA	490/21.3
1965-66	22/NA	153-323	.474	—	—	91-114	.798	234/10.6	NA	397/18.0
<b>Totals</b>	<b>69/NA</b>	<b>482-1023</b>	<b>.471</b>	<b>—</b>	<b>—</b>	<b>278-341</b>	<b>.815</b>	<b>727/10.5</b>	<b>NA</b>	<b>1242/18.0</b>

**29. ADREIAN PAYNE - 1,232 POINTS**

Payne scored his 1,000th point in his 124th game vs. Wisconsin (Feb. 9, 2014).

Year	GP/GS	FG-FGA	Pct.	3FG-FGA	Pct.	FT-FTA	Pct.	Reb/Avg.	Ast/Avg.	Pts/Avg.
2010-11	34/6	34-72	.472	0-1	.000	17-35	.486	80/2.4	5/0.1	85/2.5
2011-12	37/36	98-173	.566	1-2	.500	62-89	.697	157/4.2	12/0.3	259/7.0
2012-13	36/24	137-251	.546	16-42	.381	89-105	.848	273/7.6	27/0.8	309/10.5
2013-14	31/28	178-354	.503	44-104	.423	109-138	.790	226/7.3	41/1.3	509/16.4
<b>Totals</b>	<b>138/94</b>	<b>447-850</b>	<b>.526</b>	<b>61-149</b>	<b>.409</b>	<b>277-367</b>	<b>.755</b>	<b>736/5.3</b>	<b>85/0.6</b>	<b>1232/8.9</b>

**T-30. KIRK MANNS - 1,212 POINTS**


Manns scored his 1,000th point in his 107th game vs. Northwestern (Jan. 20, 1990).

Year	GP/GS	FG-FGA	Pct.	3FG-FGA	Pct.	FT-FTA	Pct.	Reb/Avg.	Ast/Avg.	Pts/Avg.
1986-87	28/8	72-148	.486	27-56	.482	24-29	.828	36/1.3	38/1.4	203/7.3
1987-88	28/1	49-99	.495	35-76	.461	15-20	.750	10/0.4	15/0.5	140/5.0
1988-89	33/6	139-260	.535	69-136	.507	47-56	.839	20/0.6	33/1.0	394/11.9
1989-90	31/24	162-327	.495	81-178	.455	70-81	.864	57/1.8	56/1.8	475/15.3
<b>Totals</b>	<b>120/39</b>	<b>422-834</b>	<b>.506</b>	<b>212-446</b>	<b>.475</b>	<b>156-186</b>	<b>.839</b>	<b>123/1.1</b>	<b>142/1.2</b>	<b>1212/10.1</b>

**T-30. KEN REDFIELD - 1,212 POINTS**

Redfield scored his 1,000th point in his 97th game vs. Princeton (Dec. 30, 1989).

Year	GP/GS	FG-FGA	Pct.	3FG-FGA	Pct.	FT-FTA	Pct.	Reb/Avg.	Ast/Avg.	Pts/Avg.
1986-87	23/0	13-31	.419	0-3	.000	7-15	.467	25/1.1	13/0.5	33/1.4
1987-88	28/25	136-265	.513	1-6	.167	54-87	.621	143/5.1	64/2.2	327/11.7
1988-89	33/33	182-380	.479	2-16	.125	92-139	.662	225/6.8	31/3.9	458/13.9
1989-90	34/34	145-290	.500	7-18	.389	97-139	.626	232/6.8	106/3.1	394/11.6
<b>Totals</b>	<b>118/92</b>	<b>476-966</b>	<b>.493</b>	<b>10-43</b>	<b>.233</b>	<b>250-396</b>	<b>.631</b>	<b>625/5.3</b>	<b>314/2.7</b>	<b>1212/10.3</b>

**T-32. ALAN ANDERSON - 1,195 POINTS**

Anderson scored his 1,000th point in his 114th game vs. Michigan (Feb. 12, 2005).

Year	GP/GS	FG-FGA	Pct.	3FG-FGA	Pct.	FT-FTA	Pct.	Reb/Avg.	Ast/Avg.	Pts/Avg.
2001-02	31/23	67-149	.450	2-5	.400	67-87	.770	130/4.2	51/1.6	203/6.5
2002-03	32/28	90-179	.503	4-13	.308	128-152	.842	117/3.7	104/3.3	312/9.8
2003-04	30/26	78-167	.467	17-48	.354	70-87	.805	93/3.1	96/3.2	243/8.1
2004-05	33/33	149-268	.556	25-65	.385	114-130	.877	184/5.6	56/1.7	437/13.2
<b>Totals</b>	<b>126/110</b>	<b>384-763</b>	<b>.503</b>	<b>48-131</b>	<b>.366</b>	<b>379-456</b>	<b>.831</b>	<b>524/4.2</b>	<b>307/2.4</b>	<b>1195/9.5</b>

# 1,000-POINT SCORERS


# SPARTANS



## T-32. KELVIN TORBERT - 1,195 POINTS

Torbert scored his 1,000th point in his 107th game vs. Penn State (Jan. 5, 2005).


Year	GP/GS	FG-FGA	Pct.	3FG-FGA	Pct.	FT-FTA	Pct.	Reb/Avg.	Ast./Avg.	Pts./Avg.
2001-02	31/26	91-228	.399	18-57	.316	54-67	.806	105/3.4	46/1.5	254/8.2
2002-03	35/34	111-264	.420	10-31	.323	74-99	.747	132/3.8	58/1.7	306/8.7
2003-04	30/26	109-204	.534	31-64	.484	72-90	.800	108/3.6	60/2.0	321/10.7
2004-05	33/2	109-214	.509	29-84	.345	67-81	.827	97/2.9	50/1.5	314/9.5
<b>Totals</b>	<b>129/88</b>	<b>420-910</b>	<b>.462</b>	<b>88-236</b>	<b>.373</b>	<b>267-337</b>	<b>.792</b>	<b>442/3.4</b>	<b>214/1.7</b>	<b>1195/9.3</b>



## 34. MIKE PEPOWSKI - 1,185 POINTS

Peplowski scored his 1,000th point in his 103rd game vs. Iowa (Jan 28, 1993).

Year	GP/GS	FG-FGA	Pct.	3FG-FGA	Pct.	FT-FTA	Pct.	Reb/Avg.	Ast./Avg.	Pts./Avg.
1989-90	28/23	60-110	.546	—	—	27-43	.628	162/5.8	19/0.6	147/5.3
1990-91	30/25	99-158	.627	—	—	34-50	.680	206/6.9	15/0.5	232/7.7
1991-92	30/29	168-266	.632	—	—	64-93	.688	259/8.6	34/1.1	400/13.3
1992-93	28/27	161-252	.639	0-1	.000	84-126	.667	279/10.0	39/1.4	406/14.5
<b>Totals</b>	<b>116/104</b>	<b>488-786</b>	<b>.621</b>	<b>0-1</b>	<b>.000</b>	<b>209-312</b>	<b>.669</b>	<b>906/7.8</b>	<b>107/0.9</b>	<b>1185/10.2</b>



## 35. SHANNON BROWN - 1,183 POINTS

Brown scored his 1,000th point in his 85th game vs. Northwestern (Feb. 4, 2006).


Year	GP/GS	FG-FGA	Pct.	3FG-FGA	Pct.	FT-FTA	Pct.	Reb/Avg.	Ast./Avg.	Pts./Avg.
2003-04	30/24	88-195	.451	15-44	.341	46-57	.807	75/2.5	38/1.3	237/7.9
2004-05	33/31	126-282	.447	31-94	.330	78-92	.848	104/3.2	57/1.7	361/10.9
2005-06	34/34	202-433	.467	64-164	.390	117-141	.830	150/4.4	93/2.7	585/17.2
<b>Totals</b>	<b>97/89</b>	<b>416-910</b>	<b>.457</b>	<b>110-302</b>	<b>.364</b>	<b>241-290</b>	<b>.831</b>	<b>329/3.4</b>	<b>188/1.9</b>	<b>1183/12.2</b>



## 36. LEE LAFAYETTE - 1,176 POINTS

Lafayette scored his 1,000th point in his 61st game vs. Indiana (Feb. 1, 1969).

Year	GP/GS	FG-FGA	Pct.	3FG-FGA	Pct.	FT-FTA	Pct.	Reb/Avg.	Ast./Avg.	Pts./Avg.
1966-67	23/NA	133-346	.384	—	—	75-131	.573	223/9.7	NA	341/14.8
1967-68	24/NA	149-339	.439	—	—	104-161	.664	253/10.5	NA	405/16.8
1968-69	23/NA	155-335	.436	—	—	120-182	.659	237/10.3	NA	430/18.7
<b>Totals</b>	<b>70/NA</b>	<b>437-1020</b>	<b>.428</b>	<b>—</b>	<b>—</b>	<b>299-474</b>	<b>.631</b>	<b>713/10.2</b>	<b>NA</b>	<b>1176/16.8</b>



## 37. LINDSAY HAIRSTON - 1,155 POINTS

Hairston scored his 1,000th point in his 66th game vs. Notre Dame (Feb. 5, 1975).


Year	GP/GS	FG-FGA	Pct.	3FG-FGA	Pct.	FT-FTA	Pct.	Reb/Avg.	Ast./Avg.	Pts./Avg.
1972-73	24/21	121-258	.469	—	—	35-54	.648	190/7.9	NA	277/11.5
1973-74	24/24	167-323	.517	—	—	62-96	.646	326/13.6	NA	396/16.5
1974-75	25/25	200-373	.536	—	—	82-141	.581	287/115	NA	482/19.3
<b>Totals</b>	<b>73/70</b>	<b>488-954</b>	<b>.512</b>	<b>—</b>	<b>—</b>	<b>179-291</b>	<b>.615</b>	<b>803/11.0</b>	<b>NA</b>	<b>1155/15.8</b>



## 38. PETE GENT - 1,146 POINTS

Gent scored his 1,000th point in his 60th game vs. Purdue (Feb. 3, 1964).

Year	GP/GS	FG-FGA	Pct.	3FG-FGA	Pct.	FT-FTA	Pct.	Reb/Avg.	Ast./Avg.	Pts./Avg.
1961-62	22/NA	124-314	.395	—	—	63-83	.759	206/9.3	NA	311/14.1
1962-63	22/NA	128-313	.408	—	—	73-104	.702	152/7.6	NA	329/16.4
1963-64	24/NA	213-526	.404	—	—	80-124	.645	193/9.0	NA	506/21.0
<b>Totals</b>	<b>66/NA</b>	<b>465-1153</b>	<b>.403</b>	<b>—</b>	<b>—</b>	<b>216-311</b>	<b>.695</b>	<b>551/8.3</b>	<b>NA</b>	<b>1146/17.4</b>



## 39. TRAVIS TRICE - 1,135 POINTS

Trice scored his 1,000th point in his 127th game vs. Ohio State (March 13, 2015).

Year	GP/GS	FG-FGA	Pct.	3FG-FGA	Pct.	FT-FTA	Pct.	Reb/Avg.	Ast./Avg.	Pts./Avg.
2011-12	32/0	48-126	.381	30-74	.405	19-33	.576	57/1.8	56/1.8	145/4.5
2012-13	27/0	41-128	.320	29-72	.403	18-25	.720	42/1.6	50/1.9	129/4.8
2013-14	36/8	87-207	.420	53-122	.434	36-44	.818	58/1.6	84/2.3	263/7.3
2014-15	39/33	195-491	.397	90-244	.369	118-165	.715	123/3.2	197/5.1	598/15.3
<b>Totals</b>	<b>134/41</b>	<b>371-952</b>	<b>.390</b>	<b>202-512</b>	<b>.395</b>	<b>191-267</b>	<b>.715</b>	<b>280/2.1</b>	<b>387/2.9</b>	<b>1135/8.5</b>




## 40. AL FERRARI - 1,109 POINTS

Unable to determine exact game in which he scored 1,000th point due to missing box scores.

Year	GP/GS	FG-FGA	Pct.	3FG-FGA	Pct.	FT-FTA	Pct.	Reb/Avg.	Ast./Avg.	Pts./Avg.
1952-53	22/NA	114-328	.348	—	—	123-178	.691	163/7.4	NA	351/16.0
1953-54	22/NA	109-328	.332	—	—	98-142	.690	NA	NA	316/14.4
1954-55	22/NA	145-385	.379	—	—	152-192	.792	NA	NA	442/20.1
<b>Totals</b>	<b>66/NA</b>	<b>368-1041</b>	<b>.354</b>	<b>—</b>	<b>—</b>	<b>373-512</b>	<b>.729</b>	<b>163/7.4</b>	<b>NA</b>	<b>1109/16.8</b>



## 1,000-POINT SCORERS

**41. BILL KILGORE - 1,099 POINTS**

Kilgore scored his 1,000th point in his 68th game vs. Indiana (Feb. 19, 1973).

Year	GP/GS	FG-FGA	Pct.	3FG-FGA	Pct.	FT-FTA	Pct.	Reb/Avg.	Ast./Avg.	Pts./Avg.
1970-71	24/NA	134-256	.523	—	—	73-111	.658	309/12.8	NA	341/14.2
1971-72	24/24	142-244	.581	—	—	73-130	.562	266/11.1	NA	357/14.8
1972-73	24/24	163-284	.574	—	—	75-117	.641	239/9.9	NA	401/16.7
<b>Totals</b>	<b>72/48</b>	<b>439-784</b>	<b>.560</b>	<b>—</b>	<b>—</b>	<b>221-358</b>	<b>.617</b>	<b>814/11.3</b>	<b>NA</b>	<b>1099/15.3</b>

**42. GORAN SUTON - 1,081 POINTS**

Suton scored his 1,000th point in his 128th game vs. Ohio State (March 14, 2009).

Year	GP/GS	FG-FGA	Pct.	3FG-FGA	Pct.	FT-FTA	Pct.	Reb/Avg.	Ast./Avg.	Pts./Avg.
2005-06	31/6	40-85	.471	0-1	.000	14-19	.737	88/2.8	15/0.5	94/3.0
2006-07	35/21	137-269	.509	0-5	.000	53-82	.646	235/6.7	85/2.4	327/9.3
2007-08	36/35	136-247	.551	2-12	.167	52-67	.776	295/8.2	66/1.8	326/9.1
2008-09	32/29	123-236	.521	21-48	.438	67-79	.848	269/8.4	50/1.6	334/10.4
<b>Totals</b>	<b>134/91</b>	<b>436-837</b>	<b>.521</b>	<b>23-66</b>	<b>.348</b>	<b>186-247</b>	<b>.753</b>	<b>887/6.6</b>	<b>216/1.6</b>	<b>1081/8.1</b>

**43. JOHNNY GREEN - 1,062 POINTS**


Green scored his 1,000th point in his 60th game vs. Indiana (Feb. 28, 1959).

Year	GP/GS	FG-FGA	Pct.	3FG-FGA	Pct.	FT-FTA	Pct.	Reb/Avg.	Ast./Avg.	Pts./Avg.
1956-57	18/NA	96-247	.389	—	—	46-81	.568	262/14.6	NA	238/13.2
1957-58	22/NA	164-320	.512	—	—	69-138	.500	392/17.8	NA	397/18.0
1958-59	23/NA	168-393	.427	—	—	91-152	.599	382/16.6	NA	427/18.5
<b>Totals</b>	<b>63/NA</b>	<b>428-960</b>	<b>.446</b>	<b>—</b>	<b>—</b>	<b>206-371</b>	<b>.555</b>	<b>1036/16.4</b>	<b>NA</b>	<b>1062/16.9</b>

**44. EARVIN JOHNSON - 1,059 POINTS**

Johnson scored his 1,000th point in his 60th game vs. Notre Dame (March 18, 1979).

Year	GP/GS	FG-FGA	Pct.	3FG-FGA	Pct.	FT-FTA	Pct.	Reb/Avg.	Ast./Avg.	Pts./Avg.
1977-78	30/30	175-382	.458	—	—	161-205	.785	237/7.9	222/7.4	511/17.0
1978-79	32/31	173-370	.468	—	—	202-240	.842	234/7.3	269/8.4	548/17.1
<b>Totals</b>	<b>62/61</b>	<b>348-752</b>	<b>.463</b>	<b>—</b>	<b>—</b>	<b>363-445</b>	<b>.816</b>	<b>471/7.6</b>	<b>491/7.9</b>	<b>1059/17.1</b>

**45. MARCUS SANDERS - 1,054 POINTS**


Sanders scored his 1,000th point in his 64th game vs. Purdue (March 1, 1965).

Year	GP/GS	FG-FGA	Pct.	3FG-FGA	Pct.	FT-FTA	Pct.	Reb/Avg.	Ast./Avg.	Pts./Avg.
1962-63	20/NA	111-278	.399	—	—	73-97	.753	106/5.3	NA	295/14.7
1963-64	23/NA	127-329	.386	—	—	78-108	.722	110/4.7	NA	332/14.4
1964-65	23/NA	161-395	.407	—	—	105-138	.761	141/6.1	NA	427/18.5
<b>Totals</b>	<b>66/NA</b>	<b>399-1002</b>	<b>.398</b>	<b>—</b>	<b>—</b>	<b>256-343</b>	<b>.764</b>	<b>357/5.4</b>	<b>NA</b>	<b>1054/16.0</b>

**46. DENZEL VALENTINE - 1,050 POINTS**

Valentine scored his 1,000th point in his 111th game vs. Oklahoma (March 27, 2015).

Year	GP/GS	FG-FGA	Pct.	3FG-FGA	Pct.	FT-FTA	Pct.	Reb/Avg.	Ast./Avg.	Pts./Avg.
2012-13	36/15	69-155	.445	16-57	.281	26-39	.667	149/4.1	87/2.4	180/5.0
2013-14	38/33	108-265	.408	43-114	.377	44-65	.677	228/6.0	144/3.8	303/8.0
2014-15	39/39	197-445	.443	102-245	.416	71-86	.826	245/6.3	167/4.3	567/14.5
<b>Totals</b>	<b>113/87</b>	<b>374-865</b>	<b>.432</b>	<b>161-416</b>	<b>.387</b>	<b>141-190</b>	<b>.742</b>	<b>622/5.5</b>	<b>398/3.5</b>	<b>1050/9.3</b>

**47. KEVIN SMITH - 1,028 POINTS**

Smith scored his 1,000th point in his 81st game vs. Minnesota (March 4, 1982).

Year	GP/GS	FG-FGA	Pct.	3FG-FGA	Pct.	FT-FTA	Pct.	Reb/Avg.	Ast./Avg.	Pts./Avg.
1979-80	27/16	89-200	.445	—	—	50-69	.723	48/1.8	93/3.4	128/8.4
1980-81	27/21	145-266	.545	—	—	74-101	.733	62/2.3	130/4.8	364/13.5
1981-82	28/28	180-405	.444	—	—	76-106	.717	58/2.1	126/4.5	436/15.6
<b>Totals</b>	<b>82/65</b>	<b>414-871</b>	<b>.475</b>	<b>—</b>	<b>—</b>	<b>200-276</b>	<b>.725</b>	<b>168/2.0</b>	<b>349/4.3</b>	<b>1028/12.5</b>

**48. GARY HARRIS - 1,025 POINTS**

Harris scored his 1,000th point in his 68th game vs. Virginia (March 28, 2014).

Year	GP/GS	FG-FGA	Pct.	3FG-FGA	Pct.	FT-FTA	Pct.	Reb/Avg.	Ast./Avg.	Pts./Avg.
2012-13	34/33	150-329	.456	65-158	.411	74-98	.755	86/2.5	46/1.4	439/12.9
2013-14	35/34	195-455	.429	81-230	.352	115-142	.810	140/4.0	94/2.7	586/16.7
<b>Totals</b>	<b>69/67</b>	<b>345-784</b>	<b>.440</b>	<b>146-388</b>	<b>.376</b>	<b>189-240</b>	<b>.788</b>	<b>226/3.3</b>	<b>140/2.0</b>	<b>1025/14.9</b>



## REBOUNDING RECORDS

## SPARTANS

## INDIVIDUAL

## Career

REBOUNDS	NO.	YEARS
1. Draymond Green	1,096	2008-12
2. Greg Kelsner	1,092	1975-79
3. Johnny Green	1,036	1956-59
4. Antonio Smith	1,016	1995-99
5. Paul Davis	910	2002-06
6. Mike Peplowski	906	1989-93
7. Brandon Dawson	902	2011-15
8. Goran Suton	887	2005-09
9. Andre Hutson	835	1997-2001
10. Bill Kilgore	814	1970-73

REB. AVG.	AVG. (GMS.)	YEARS
1. Johnny Green	16.4 (63)	1956-59
2. Horace Walker	13.8 (52)	1957-60
3. Bill Kilgore	11.3 (72)	1970-73
4. Lindsay Hairston	11.0 (73)	1972-75
5. Stan Washington	10.5 (69)	1963-66
6. Ralph Simpson	10.3 (23)	1969-70
7. Lee Lafayette	10.2 (70)	1966-69
8. Greg Kelsner	9.5 (115)	1975-79
9. Ted Williams	9.1 (58)	1960-63
10. Matthew Aitch	9.0 (45)	1965-67

## Season

REBOUNDS	NO.	YEAR
1. Draymond Green	394	2011-12
2. Johnny Green	392	1957-58
3. Johnny Green	382	1958-59
4. Horace Walker	373	1959-60
5. Lindsay Hairston	326	1973-74
6. Antonio Smith	319	1998-99
7. Brandon Dawson	318	2014-15
8. Horace Walker	312	1958-59
9. Bill Kilgore	309	1970-71
10. Antonio Smith	306	1996-97

## By Class:

Freshman: Greg Kelsner - 260 (1975-76)  
 Sophomore: Bill Kilgore - 309 (1970-71)  
 Junior: Johnny Green - 392 (1957-58)  
 Senior: Draymond Green - 394 (2011-12)

REB. AVG.	AVG.	YEAR
1. Johnny Green	17.8	1957-58
2. Horace Walker	17.7	1959-60
3. Johnny Green	16.6	1958-59
4. Johnny Green	14.6	1956-57
5. Lindsay Hairston	13.6	1973-74
6. Horace Walker	13.5	1958-59
7. Bill Kilgore	12.8	1970-71
8. Ted Williams	12.0	1960-61
9. Lance Olson	11.7	1959-60
10. Art Gowens	11.6	1959-60

## By Class:

Freshman: Greg Kelsner - 9.6 (1975-76)  
 Soph.: Johnny Green - 14.6 (1956-57)  
 Junior: Johnny Green - 17.8 (1957-58)  
 Senior: Horace Walker - 17.7 (1959-60)

## YEAR-BY-YEAR REBOUNDING LEADERS

Based on total rebounds (since 1955-56)

YEAR	NAME, POS.	REB. (AVG.)	YEAR	NAME, POS.	REB. (AVG.)
1955-56	Julius McCoy, f	219 (10.0)	1985-86	Larry Polec, f	178 (5.7)
1956-57	Johnny Green, c	262 (14.6)	1986-87	Carlton Valentine, f	157 (5.6)
1957-58	Johnny Green, c	392 (17.8)	1987-88	Carlton Valentine, f	157 (5.6)
1958-59	Johnny Green, c	382 (16.6)	1988-89	Steve Smith, g	229 (6.9)
1959-60	Horace Walker, f/c	373 (17.7)	1989-90	Ken Redfield, f	232 (6.8)
1960-61	Ted Williams, c	288 (12.0)	1990-91	Mike Peplowski, c	206 (6.9)
1961-62	Pete Gent, f	206 (9.3)	1991-92	Mike Peplowski, c	259 (8.6)
1962-63	Bill Berry, f	184 (9.2)	1992-93	Mike Peplowski, c	279 (10.0)
1963-64	Stan Washington, f	245 (10.2)	1993-94	Anthony Miller, c	287 (9.0)
1964-65	Stan Washington, f	248 (10.7)	1994-95	Jamie Feick, c	281 (10.1)
1965-66	Stan Washington, f	234 (10.6)	1995-96	Jamie Feick, c	303 (9.5)
1966-67	Lee Lafayette, c/f	223 (9.7)	1996-97	Antonio Smith, f	306 (10.6)
1967-68	Lee Lafayette, c/f	253 (10.5)	1997-98	Antonio Smith, f	262 (8.7)
1968-69	Lee Lafayette, c/f	237 (10.3)	1998-99	Antonio Smith, f	319 (8.4)
1969-70	Ralph Simpson, g	239 (10.3)	1999-2000	Andre Hutson, f	243 (6.2)
1970-71	Bill Kilgore, c/f	309 (12.8)	2000-01	Andre Hutson, f	244 (7.6)
1971-72	Bill Kilgore, c/f	266 (11.1)	2001-02	Aloysius Anagnonye, f	196 (6.3)
1972-73	Bill Kilgore, c/f	239 (9.9)	2002-03	Aloysius Anagnonye, f	186 (5.3)
1973-74	Lindsay Hairston, c	326 (13.6)	2003-04	Paul Davis, c	187 (6.2)
1974-75	Lindsay Hairston, c	287 (11.5)	2004-05	Paul Davis, c	257 (8.0)
1975-76	Greg Kelsner, f	260 (9.5)	2005-06	Paul Davis, c	301 (9.1)
1976-77	Greg Kelsner, f	280 (10.8)	2006-07	Goran Suton, c	235 (6.7)
1977-78	Greg Kelsner, f	274 (9.1)	2007-08	Goran Suton, c	295 (8.2)
1978-79	Greg Kelsner, f	278 (8.7)	2008-09	Goran Suton, c	269 (8.4)
1979-80	Ron Charles, f/c	241 (8.9)	2009-10	Draymond Green, f	286 (7.7)
1980-81	Jay Vincent, c/f	229 (8.5)	2010-11	Draymond Green, f	294 (8.6)
1981-82	Derek Perry, f	151 (5.4)	2011-12	Draymond Green, f	394 (10.6)
1982-83	Kevin Willis, c	258 (9.6)	2012-13	Adreian Payne, f	273 (7.6)
1983-84	Kevin Willis, c	192 (7.7)	2013-14	Brandon Dawson, f	233 (8.3)
1984-85	Ken Johnson, c	285 (10.2)	2014-15	Brandon Dawson, f	318 (9.1)

## Game

OFF. REB.*	NO.	DATE (OPP.)
1. Goran Suton	11	11/24/2007 (Oak.)
Antonio Smith	11	1/29/1997 (Pur.)
3. Brandon Dawson	9	12/3/2014 (N. Dame)
Derrick Nix	9	3/21/2013 (Valpo.)
Morris Peterson	9	3/21/1999 (Ky.)
6. Brandon Dawson	8	1/24/2015 (Nebraska)
Brandon Dawson	8	11/9/2012 (UConn)
Derrick Nix	8	11/13/2010 (FGCU)
Paul Davis	8	12/31/2005 (Cop. St.)
Antonio Smith	8	1/2/1997 (Indiana)
Jon Garavaglia	8	11/28/1995 (Ark.)

DEF. REB.*	NO.	DATE (OPP.)
1. Antonio Smith	17	3/8/1997 (Indiana)
2. Draymond Green	15	3/22/2012 (L'ville)
Andre Hutson	15	2/24/2001 (Penn St.)
4. Draymond Green	14	2/5/2012 (Mich.)
5. Brandon Dawson	13	1/8/2015 (Iowa)
Draymond Green	13	3/10/2012 (Wis.)
Goran Suton	13	3/20/2009 (R. Morris)
Antonio Smith	13	2/18/1999 (Mich.)
Jamie Feick	13	2/7/1995 (Pur.)
Mike Peplowski	13	2/8/1992 (Wis.)

\* Since 1986-87 Season

## TEAM

## Season

REBOUNDS	NO.	GAMES
1. 1999-2000	1,521	39 games
2. 1958-59	1,508	23 games
3. 2008-09	1,482	38 games
4. 2014-15	1,458	39 games
5. 2009-10	1,426	37 games
REB. AVG.	NO.	GAMES
1. 1958-59	65.5 (1,508)	23 games
2. 1959-60	57.7 (1,212)	21 games
3. 1961-62	54.6 (1,201)	22 games
4. 1964-65	51.7 (1,189)	23 games
5. 1962-63	51.4 (1,028)	20 games

## Game

REBOUNDS	OPPONENT	DATE
1. 84	Iowa	2/15/1964
84	Ohio State	1/19/1959
3. 78	Southern Ill.	12/13/1955
4. 77	Indiana	1/11/1964
77	Butler	12/23/1961

## Big Ten Game

REBOUNDS	OPPONENT	DATE
1. 84	Iowa	2/15/1964
84	Ohio State	1/19/1959
3. 77	Indiana	1/11/1964
4. 74	Illinois	2/17/1964
74	Indiana	3/5/1960



## REBOUNDING/FIELD-GOAL RECORDS

## 20-REB. GAMES

29	Horace Walker	12/25/1959 (Butler)
	Johnny Green	12/30/1957 (Washington)
28	Horace Walker	1/23/1960 (Iowa)
	Johnny Green	12/28/1957 (USC)
27	Greg Kelsner	1/3/1976 (Wisconsin)
26	Horace Walker	3/5/1960 (Indiana)
	Keith Stackhouse	2/18/1952 (Minnesota)
25	Ted Williams	1/16/1961 (Michigan)
	Johnny Green	2/21/1959 (Purdue)
24	Horace Walker	1/9/1960 (Michigan)
	Horace Walker	2/16/1959 (N'western)
	Johnny Green	1/5/1959 (Iowa)
	Johnny Green	3/8/1958 (Indiana)
	Horace Walker	12/17/1958 (Notre Dame)
23	Lindsay Hairston	12/20/1974 (San Fran.)
	Lindsay Hairston	2/2/1974 (Purdue)
	Horace Walker	2/1/1960 (Minnesota)
	Johnny Green	12/2/1957 (Butler)
22	Bernard Copeland	3/1/1969 (Ohio State)
	Lee Lafayette	1/7/1967 (Illinois)
	Johnny Green	1/18/1958 (N'western)
	Johnny Green	12/21/1957 (Notre Dame)
21	Lindsay Hairston	1/25/1975 (Wisconsin)
	Bill Berry	12/1/1962 (Kansas State)
	Horace Walker	12/5/1959 (Notre Dame)
	Duane Peterson	1/21/1956 (Minnesota)
20	Goran Sutton	11/24/2007 (Oakland)
	Kevin Willis	1/8/1983 (Northwestern)
	Kevin Willis	3/5/1983 (Wisconsin)
	Earvin Johnson	12/8/1977 (Wichita St.)
	Bill Kilgore	2/20/1971 (Wisconsin)
	Bill Kilgore	2/13/1971 (Minnesota)
	Ralph Simpson	12/19/1969 (Bradley)
	Lance Olson	2/8/1960 (Illinois)
	Horace Walker	1/16/1960 (Illinois)
	Johnny Green	2/10/1958 (Iowa)
	Johnny Green	1/4/1958 (Ohio State)

## YEAR-BY-YEAR FIELD-GOAL % LEADERS


Minimum 100 attempts (since 1946-47)

YEAR	NAME	PCT. (FG-FGA)	YEAR	NAME	PCT. (FG-FGA)
1946-47	Robin Roberts, f	.389 (81-208)	1981-82	Derek Perry, f	.495 (99-200)
1947-48	Bob Brannum, c	.389 (124-319)	1982-83	Kevin Willis, c	.596 (162-272)
1948-49	John Granack, f	.362 (42-116)	1983-84	Ben Tower, f	.573 (63-110)
1949-50	Bob Carey, c	.448 (65-145)	1984-85	Ken Johnson, c	.604 (128-212)
1950-51	Sonny Means, g	.378 (39-103)	1985-86	Carlton Valentine, f	.650 (80-123)
1951-52	Gordon Stauffer, g	.365 (77-211)	1986-87	Carlton Valentine, f	.622 (135-217)
1952-53	Robert Armstrong, c	.379 (96-253)	1987-88	George Papadakos, c	.650 (102-157)
1953-54	Bob Devenny, g	.376 (53-141)	1988-89	Matt Steigenga, f	.558 (115-206)
1954-55	Duane Peterson, c	.467 (107-229)	1989-90	Matt Steigenga, f	.587 (138-235)
1955-56	Julius McCoy, f	.423 (228-538)	1990-91	Mike Peplowski, c	.627 (99-158)
1956-57	George Ferguson, f	.428 (137-320)	1991-92	Mike Peplowski, c	.632 (168-266)
1957-58	Johnny Green, c	.512 (164-320)	1992-93	Mike Peplowski, c	.639 (161-252)
1958-59	Lance Olson, f	.428 (96-224)	1993-94	Anthony Miller, c	.651 (162-249)
1959-60	Dave Fahs, g	.432 (108-250)	1994-95	Jamie Feick, c	.617 (111-180)
1960-61	Jack Lamers, f/g	.422 (84-190)	1995-96	Quinton Brooks, f	.564 (195-346)
1961-62	Bill Schwarz, g	.415 (71-171)	1996-97	Antonio Smith, f	.564 (92-163)
1962-63	Bill Schwarz, g	.419 (67-160)	1997-98	DuJuan Wiley, c	.624 (78-125)
1963-64	Fred Thomann, c	.480 (145-302)	1998-99	Andre Hutson, f	.617 (111-180)
1964-65	Stan Washington, f	.474 (185-390)	1999-2000	Andre Hutson, f	.586 (147-251)
1965-66	Bill Curtis, f	.487 (149-306)	2000-01	Andre Hutson, f	.622 (173-278)
1966-67	Heywood Edwards, g	.476 (59-124)	2001-02	Adam Ballinger, f	.545 (116-213)
1967-68	John Bailey, g	.462 (86-186)	2002-03	Aloysius Anagnonye, f	.618 (97-157)
1968-69	Lee Lafayette, c/f	.436 (155-355)	2003-04	Paul Davis, c	.568 (163-287)
1969-70	Pat Miller, g/f	.525 (83-158)	2004-05	Alan Anderson, f	.556 (149-268)
1970-71	Bill Kilgore, f/c	.523 (134-256)	2005-06	Paul Davis, c	.566 (206-364)
1971-72	Bill Kilgore, f/c	.581 (142-244)	2006-07	Marquise Gray, f	.578 (96-166)
1972-73	Bill Kilgore, f/c	.574 (163-284)	2007-08	Drew Naymick, c	.650 (65-100)
1973-74	Bill Glover, g	.580 (69-119)	2008-09	Delvon Roe, f	.566 (81-143)
1974-75	Bill Glover, g	.546 (124-227)	2009-10	Delvon Roe, f	.553 (83-150)
1975-76	Greg Kelsner, f	.517 (136-264)	2010-11	Delvon Roe, f	.483 (71-147)
1976-77	Terry Donnelly, g	.534 (87-163)	2011-12	Brandon Dawson, f	.577 (109-189)
1977-78	Greg Kelsner, f	.610 (221-362)	2012-13	Adreian Payne, f	.546 (137-251)
1978-79	Ron Charles, f/c	.665 (115-173)	2013-14	Brandon Dawson, f	.613 (136-222)
1979-80	Ron Charles, f/c	.676 (169-250)	2014-15	Gavin Schilling, f	.582 (82-141)
1980-81	Derek Perry, f	.601 (83-138)			

## INDIVIDUAL

## Career

FIELD GOALS	NO.	YEARS	FIELD-GOAL PCT.*	PCT.	YEARS
1. Shawn Respert	866	1990-95	1. Ron Charles	.639	1976-80
2. Scott Skiles	837	1982-86	(376-588)		
3. Steve Smith	826	1987-91	2. Mike Peplowski	.621	1989-93
4. Greg Kelsner	820	1975-79	(488-786)		
5. Jay Vincent	799	1977-81	3. Anthony Miller	.609	1991-94
6. Terry Furlow	721	1972-76	(321-527)		
7. Mike Robinson	712	1971-74	4. Andre Hutson	.609	1997-2001
8. Sam Vincent	685	1981-85	(518-851)		
9. Kalin Lucas	670	2007-11	5. Carlton Valentine	.601	1984-88
10. Paul Davis	614	2002-06	(384-639)		
FIELD-GOAL ATT.	NO.	YEARS	6. Marquise Gray	.576	2005-09
1. Shawn Respert	1,791	1990-95	(243-422)		
2. Steve Smith	1,695	1987-91	7. Aloysius Anagnonye	.569	1999-2003
3. Scott Skiles	1,623	1982-86	(278-489)		
4. Kalin Lucas	1,575	2007-11	8. Bill Glover	.560	1972-75
5. Jay Vincent	1,555	1977-81	(214-382)		
6. Mike Robinson	1,541	1971-74	9. Bill Kilgore	.560	1970-73
7. Greg Kelsner	1,517	1975-79	(439-784)		
8. Terry Furlow	1,478	1972-76	10. Brandon Dawson	.559	2011-15
9. Mateen Cleaves	1,331	1996-2000	(566-1013)		
10. Sam Vincent	1,294	1981-85	* Minimum 350 attempts		



Johnny Green grabbed 17.8 boards per game as a junior in 1957-58.



## FIELD-GOAL RECORDS

## SPARTANS

## Season

FIELD GOALS	NO.	YEAR
1. Scott Skiles	331	1985-86
2. Terry Furlow	308	1975-76
3. Shawn Respert	272	1993-94
4. Steve Smith	268	1990-91
5. Ralph Simpson	264	1969-70
6. Jay Vincent	259	1980-81
Mike Robinson	259	1972-73
8. Darryl Johnson	247	1986-87
9. Greg Kelsner	246	1978-79
10. Sam Vincent	245	1984-85
Mike Robinson	245	1971-72

By Class:

Fresh.: Earvin Johnson - 175 (1977-78)

Soph.: Ralph Simpson - 264 (1969-70)

Junior: Shawn Respert - 272 (1993-94)

Senior: Scott Skiles - 331 (1985-86)

FIELD-GOAL ATT.	NO.	YEAR
1. Terry Furlow	653	1975-76
2. Scott Skiles	598	1985-86
3. Ralph Simpson	588	1969-70
4. Steve Smith	566	1990-91
5. Mike Robinson	565	1971-72
6. Shawn Respert	562	1993-94
7. Julius McCoy	538	1955-56
8. Mike Robinson	536	1972-73
9. Pete Gent	526	1963-64
10. Jay Vincent	522	1980-81

By Class:

Fresh.: Earvin Johnson - 382 (1977-78)

Soph.: Ralph Simpson - 588 (1969-70)

Junior: Shawn Respert - 562 (1993-94)

Senior: Terry Furlow - 653 (1975-76)

FIELD-GOAL PCT.*	PCT.	YEAR
1. Ron Charles (169-250)	.676	1979-80
2. Ron Charles (115-173)	.665	1978-79
3. Anthony Miller (162-249)	.651	1993-94
4. Carlton Valentine (80-123)	.650	1985-86
5. Drew Naymick (65-100)	.650	2007-08
6. George Papadakis (102-157)	.650	1987-88
7. Mike Peplowski (161-252)	.639	1992-93
8. Mike Peplowski (168-266)	.632	1991-92
9. Mike Peplowski (99-158)	.627	1990-91
10. DuJuan Wiley (78-125)	.624	1997-98

\* Minimum 100 attempts

By Class:

Fresh.: Andre Hutson - .613 (1997-98)

Soph.: Carlton Valentine - .650 (1985-86)

Junior: Ron Charles - .665 (1978-79)

Senior: Ron Charles - .676 (1979-80)

## Game

FIELD GOALS	NO.	DATE (OPP.)
1. Scott Skiles	20	1/18/1986 (Minn.)
Julius McCoy	20	12/21/1955 (ND)
3. Ralph Simpson	19	12/13/1969 (WVU)
4. Darryl Johnson	18	12/29/1986 (BYU)
Scott Skiles	18	1/30/1986 (Wis.)
Terry Furlow	18	1/5/1976 (Iowa)
7. Scott Skiles	17	3/8/1986 (Ohio St.)
Jay Vincent	17	2/28/1981 (Minn.)
Mike Robinson	17	3/3/1973 (N'western)
Ralph Simpson	17	12/27/1969 (Oregon)

FG ATTEMPTS	NO.	DATE (OPP.)
1. Julius McCoy	36	2/27/1956 (Wis.)
2. Mike Robinson	34	3/7/1972 (Ohio St.)
Ralph Simpson	34	2/28/1970 (Ohio St.)
Al Ferrari	34	1/5/1953 (Indiana)
5. Scott Skiles	33	3/8/1986 (Ohio St.)
Mike Robinson	33	2/12/1972 (Iowa)
Ralph Simpson	33	1/31/1970 (Minn.)
8. Terry Furlow	32	12/6/1975 (EMU)
Ralph Simpson	32	12/27/1969 (Oregon)
10. Six occasions with 31 FG Attempts		

FG PCT.*	PCT.	DATE (OPP.)
1. Alan Anderson	1.000	2/24/2005 (Wis.) (10-10)
Carlton Valentine	1.000	12/2/1986 (Brklyn) (11-11)
Ron Charles	1.000	1/24/1980 (Mich.) (12-12)
Bob Chapman	1.000	12/2/1977 (R.I.) (11-11)
5. Kirk Manns	.917	3/29/1989 (UAB) (11-12)
Darryl Johnson	.917	2/15/1986 (Minn.) (11-12)
Ron Charles	.917	12/18/1979 (CMU) (11-12)
8. Ken Johnson	.909	1/3/1985 (Ohio St.) (10-11)
Derek Perry	.909	12/12/1980 (EMU) (10-11)
10. Five occasions with .900 (9-10)		

\* Minimum 10 attempts

## TEAM

## Season

FIELD GOALS	NO.	GAMES
1. 1985-86	1,043	31 games
2. 2013-14	1,024	38 games
3. 1998-99	1,020	38 games
4. 1999-2000	1,018	39 games
5. 2014-15	1,014	39 games

FIELD-GOAL ATT.	NO.	GAMES
1. 2014-15	2,181	39 games
2. 2013-14	2,159	38 games
3. 1998-99	2,156	38 games
4. 1999-00	2,148	39 games
5. 2008-09	2,135	38 games

FIELD-GOAL PCT.	NO.	GAMES
1. 1985-86	.561	31 games
2. 1984-85	.537	31 games
3. 1978-79	.527	32 games
4. 1977-78	.524	30 games
5. 1986-87	.524	28 games

## Game

FIELD GOALS	OPPONENT	DATE
1. 50	Morehead St.	12/1/1992
50	Oklahoma	12/21/1963
3. 47	East Tenn. St.	12/9/1993
47	New Hampshire	2/30/1977
5. 46	Neb. Omaha	12/4/2011
46	Wisconsin	1/25/1975
46	Wisconsin	1/6/1964

FG ATT.	OPPONENT	DATE
1. 101	BYU	12/23/1963
101	Indiana	3/5/1960
3. 100	Cal State-Full.	12/1/1967
100	Oklahoma	12/21/1963
100	Wisconsin	3/2/1963

FG PCT.	OPPONENT	DATE
1. .738 (31-42)	Minnesota	2/28/1987
2. .733 (33-45)	Ohio State	2/7/2004
3. .686 (35-51)	Cincinnati	12/21/1991
4. .679 (36-53)	Penn State	1/20/2007
5. .676 (50-74)	Morehead St.	12/1/1992

## Big Ten Game

FIELD GOALS	OPPONENT	DATE
1. 46	Wisconsin	1/25/1975
46	Wisconsin	1/6/1964
3. 44	Michigan	3/4/2000
4. 43	Purdue	2/3/1964
5. 42	Four occasions	

FG ATT.	OPPONENT	DATE
1. 101	Indiana	3/5/1960
2. 100	Wisconsin	3/2/1963
3. 97	Ohio State	3/3/1956
4. 96	Ohio State	2/22/1965
96	Minnesota	1/14/1964
96	Indiana	1/11/1964

FG PCT.	OPPONENT	DATE
1. .738 (31-42)	Minnesota	2/28/1987
2. .733 (33-45)	Ohio State	2/7/2004
3. .679 (36-53)	Penn State	1/20/2007
4. .667 (26-39)	Illinois	2/7/1985
5. .661 (39-59)	Wisconsin	1/30/1986





## FREE-THROW RECORDS

## INDIVIDUAL

## Career

FREE THROWS	NO.	YEARS
1. Kalin Lucas	507	2007-11
2. Paul Davis	477	2002-06
3. Sam Vincent	476	1981-85
4. Shawn Respert	468	1990-95
5. Steve Smith	464	1987-91
6. Scott Skiles	446	1982-86
7. Keith Appling	389	2010-14
8. Raymar Morgan	384	2006-10
9. Alan Anderson	379	2001-05
10. Greg Kelsner	374	1975-79

FREE-THROW ATT.	NO.	YEARS
1. Kalin Lucas	637	2007-11
2. Paul Davis	625	2002-06
3. Steve Smith	614	1987-91
4. Sam Vincent	593	1981-85
5. Greg Kelsner	590	1975-79
6. Raymar Morgan	571	2006-10
7. Shawn Respert	546	1990-95
8. Julius McCoy	544	1953-56
9. Scott Skiles	525	1982-86
10. Keith Appling	520	2010-14

FREE-THROW PCT.*	PCT.	YEARS
1. Drew Neitzel	.866	2004-08
2. Shawn Respert	.857	1990-95
3. Scott Skiles	.850	1982-86
4. Alan Anderson	.831	2001-05
5. Shannon Brown	.831	2003-06
6. Darryl Johnson	.830	1983-87
7. Earvin Johnson	.816	1977-79
8. Stan Washington	.815	1963-66
9. Terry Furlow	.815	1972-76
10. Larry Polec	.814	1982-86

\* Minimum 200 attempts

## Season

FREE THROWS	NO.	YEAR
1. Earvin Johnson	202	1978-79
2. Scott Skiles	188	1985-86
3. Terry Furlow	177	1975-76
4. Sam Vincent	176	1984-85
5. Kalin Lucas	172	2008-09
6. Earvin Johnson	161	1977-78
7. Paul Davis	160	2005-06
8. Al Ferrari	152	1954-55
9. Steve Smith	150	1990-91
10. Julius McCoy	144	1955-56
By Class:		
Fresh.: Earvin Johnson	161	(1977-78)
Soph.: Earvin Johnson	202	(1978-79)
Junior: Shawn Respert	142	(1993-94)
Senior: Scott Skiles	188	(1985-86)

FT ATTEMPTS	NO.	YEAR
1. Earvin Johnson	240	1978-79
2. Julius McCoy	214	1955-56
3. Kalin Lucas	213	2008-09
4. Scott Skiles	209	1985-86
5. Sam Vincent	208	1984-85
6. Earvin Johnson	205	1977-78
7. Bob Anderegg	203	1958-59
8. Terry Furlow	202	1975-76
9. Greg Kelsner	196	1976-77
10. Al Ferrari	192	1954-55
By Class:		
Fresh.: Earvin Johnson	205	(1977-78)
Soph.: Earvin Johnson	240	(1978-79)
Junior: Shawn Respert	196	(1993-94)
Senior: Julius McCoy	214	(1955-56)

FT PCT.	PCT.	FT-FTA
1. Darryl Johnson	.910	1986-87
2. Scott Skiles	.900	1985-86
3. A.J. Granger	.893	1999-2000
4. Terry Donnelly	.882	1979-80
5. Drew Neitzel	.879	2006-07
6. Alan Anderson	.877	2004-05
7. Terry Furlow	.876	1975-76
8. Shawn Respert	.872	1991-92
9. Austin Thornton	.871	2011-12
10. Paul Davis	.870	2005-06
* Minimum 50 attempts		
By Class:		
Fresh.: Shawn Respert	.872	(1991-92)
Soph.: Shawn Respert	.856	(1992-93)
Junior: Drew Neitzel	.879	(2006-07)
Senior: Darryl Johnson	.910	(1986-87)

## Game

FREE THROWS	NO.	DATE (OPP.)
1. Al Ferrari	21	2/28/1955 (Indiana)
2. Terry Furlow	20	1/8/1976 (N'western)
3. Kevin Smith	19	1/7/1982 (Indiana)
4. Adreian Payne	17	3/20/2014 (Delaware)
Sam Vincent	17	2/24/1983 (Ohio St.)

FT ATTEMPTS	NO.	DATE (OPP.)
1. Al Ferrari	26	2/28/1955 (Indiana)
2. Terry Furlow	22	1/8/1976 (N'western)
3. Rudy Benjamin	21	12/12/1970 (W. Mich.)
4. Kevin Smith	19	1/7/1982 (Indiana)
5. Steve Smith	18	2/25/1991 (Minn.)
Earvin Johnson	18	1/20/1979 (Iowa)

FT PCT.	PCT.	DATE (OPP.)
1. Kevin Smith	1.000	1/7/1982 (Indiana)
Adreian Payne	1.000	3/20/2014 (Delaware)
Sam Vincent	1.000	2/24/1983 (Ohio St.)
Steve Smith	1.000	1/19/1991 (Minn.)
Three (14-14), One (13-13), Two (12-12), Seven (11-11), 16 (10-10)		

## TEAM

## Season

FREE THROWS	NO.	GAMES
1. 2008-09	612	38 games
2. 1999-2000	600	39 games
3. 2002-03	564	35 games
4. 1978-79	559	32 games
5. 2004-05	543	33 games

FT ATTEMPTS	NO.	GAMES
1. 2008-09	877	38 games
2. 1999-2000	816	39 games
3. 1978-79	775	32 games
4. 2002-03	767	35 games
5. 2009-10	764	37 games

FT PCT.	NO.	GAMES
1. 1985-86	.799	31 games
2. 2004-05	.777	33 games
3. 2003-04	.771	30 games
2001-02	.771	31 games
1986-87	.771	28 games

## Game

FREE THROWS	OPPONENT	DATE
1. 42	Oklahoma	12/6/2003
2. 41	Ill.-Chicago	12/3/1983
3. 40	Ohio State	2/24/1983
40	Pennsylvania	12/30/1954
5. 36	Wisconsin	1/8/1955

FT ATT.	OPPONENT	DATE
1. 53	Ill.-Chicago	12/3/1983
2. 49	Western Mich.	12/12/1970
49	Wisconsin	1/8/1955
49	Kansas State	1/5/1954
5. 48	Oklahoma	12/6/2003

## FREE-THROW PERCENTAGE:

1.000 (18-18)  
vs. Mich. (1/30/2001) & Illinois (1/12/86)

## Big Ten Game

FREE THROWS	OPPONENT	DATE
1. 40	Ohio State	2/24/1983
2. 36	Wisconsin	1/8/1955
3. 34	Indiana	2/23/1963
4. 33	Indiana	2/28/1955
5. 32	Minnesota	1/11/2014

FT ATT.	OPPONENT	DATE
1. 49	Wisconsin	1/8/1955
2. 45	Ohio State	2/24/1983
3. 44	Iowa	1/20/1979
44	Indiana	2/23/1963
5. 42	Penn State	1/3/2001

## FREE-THROW PERCENTAGE:

1.000 (18-18)  
vs. Mich. (1/30/2001) & Illinois (1/12/86)



## FREE-THROW/3-POINT RECORDS

## SPARTANS

## YEAR-BY-YEAR FREE-THROW % LEADERS

Minimum 50 attempts (since 1946-47)

YEAR	NAME	PCT. (FT-FTA)	YEAR	NAME	PCT. (FT-FTA)
1946-47	Bob Geahan, f	.656 (61-93)	1981-82	Sam Vincent, g	.747 (68-91)
1947-48	Bob Brannum, c	.615 (96-156)	1982-83	Scott Skiles, g	.831 (69-83)
1948-49	John Granack, f	.617 (37-60)	1983-84	Scott Skiles, g	.832 (99-119)
1949-50	Jim Snodgrass, g	.694 (50-72)	1984-85	Sam Vincent, g	.846 (176-208)
1950-51	Bob Carey, f/c	.683 (54-79)	1985-86	Scott Skiles, g	.900 (188-209)
1951-52	Gordon Stauffer, g	.810 (56-69)	1986-87	Darryl Johnson, g	.910 (111-122)
1952-53	Al Ferrari, f	.691 (123-178)	1987-88	Steve Smith, g	.758 (69-91)
1953-54	Bob Armstrong, c	.754 (49-65)	1988-89	Kirk Manns, g	.839 (47-56)
1954-55	Al Ferrari, f	.792 (152-192)	1989-90	Kirk Manns, g	.864 (70-81)
1955-56	George Ferguson f/g	.699 (65-93)	1990-91	Steve Smith, g	.802 (150-187)
1956-57	Jack Quiggle, g	.714 (100-140)	1991-92	Shawn Respert, g	.872 (68-78)
1957-58	Jack Quiggle, g	.721 (75-104)	1992-93	Shawn Respert, g	.856 (119-139)
1958-59	Horace Walker, f/c	.719 (69-96)	1993-94	Shawn Respert, g	.840 (142-169)
1959-60	Horace Walker, f/c	.798 (119-149)	1994-95	Shawn Respert, g	.869 (139-160)
1960-61	Dick Hall, f/c	.800 (104-130)	1995-96	Thomas Kelley, g	.790 (45-57)
1961-62	Jack Lamers, f/c	.761 (51-67)	1996-97	Mateen Cleaves, g	.722 (57-79)
1962-63	Jack Lamers, f/g	.770 (47-61)	1997-98	Charlie Bell, g	.793 (69-87)
1963-64	Bill Schwarz, g	.784 (40-51)	1998-99	Morris Peterson, f	.814 (114-140)
1964-65	Stan Washington, f	.851 (120-141)	1999-2000	A.J. Granger, f	.893 (67-75)
1965-66	Stan Washington, f	.798 (91-114)	2000-01	Charlie Bell, g	.770 (94-122)
1966-67	Steve Rymal, g	.690 (49-71)	2001-02	Adam Ballinger, f	.864 (51-59)
1967-68	Harrison Stepter, g	.815 (44-54)	2002-03	Alan Anderson, f	.842 (128-152)
1968-69	Jim Gibbons, f	.714 (79-98)	2003-04	Shannon Brown, g	.807 (46-57)
1969-70	Ralph Simpson, g	.822 (139-169)	2004-05	Alan Anderson, f	.877 (114-130)
1970-71	Rudy Benjamin, g	.725 (116-160)	2005-06	Paul Davis, c	.870 (160-184)
1971-72	Mike Robinson, g	.707 (104-147)	2006-07	Drew Neitzel, g	.879 (123-140)
1972-73	Mike Robinson, g	.796 (90-113)	2007-08	Drew Neitzel, g	.860 (74-86)
1973-74	Mike Robinson, g	.773 (99-128)	2008-09	Goran Sutton, c	.848 (67-79)
1974-75	Terry Furlow, f	.825 (99-120)	2009-10	Durrell Summers, g	.795 (62-78)
1975-76	Terry Furlow, f	.876 (177-202)	2010-11	Kalin Lucas, g	.820 (137-167)
1976-77	Terry Donnelly, g	.769 (40-52)	2011-12	Austin Thornton, g	.871 (54-62)
1977-78	Bob Chapman, g	.802 (65-81)	2012-13	Adreian Payne, f	.848 (89-105)
1978-79	Earvin Johnson, g/f	.842 (202-240)	2013-14	Gary Harris, g	.810 (115-142)
1979-80	Terry Donnelly, g	.882 (60-68)	2014-15	Denzel Valentine, g	.826 (71-86)
1980-81	Mike Brkovich, g/f	.862 (56-65)			

## YEAR-BY-YEAR 3-POINT FG LEADERS

Based on total 3-pointers (since 1982-83)

YEAR	NAME	3FG (AVG.)	YEAR	NAME	3FG (AVG.)
1982-83 *	Scott Skiles, g	25 (1.2)	2000-01	Charlie Bell, g	52 (1.6)
1986-87	Kirk Manns, g	35 (1.2)	2001-02	Chris Hill, g	66 (2.1)
1987-88	Kirk Manns, g	27 (0.9)	2002-03	Chris Hill, g	95 (2.7)
1988-89	Kirk Manns, g	69 (2.1)	2003-04	Chris Hill, g	84 (2.8)
1989-90	Kirk Manns, g	81 (2.6)	2004-05	Chris Hill, g	61 (1.8)
1990-91	Steve Smith, g	66 (2.2)	2005-06	Maurice Ager, g	83 (2.4)
1991-92	Shawn Respert, g	60 (2.0)	2006-07	Drew Neitzel, g	114 (3.3)
1992-93	Shawn Respert, g	60 (2.1)	2007-08	Drew Neitzel, g	97 (2.7)
1993-94	Shawn Respert, g	92 (2.9)	2008-09	Chris Allen, g	52 (1.4)
1994-95	Shawn Respert, g	119 (4.3)	2009-10	Chris Allen, g	53 (1.5)
1995-96	Ray Weathers, g	39 (1.3)	2010-11	Durrell Summers, g	62 (1.8)
1996-97	Ray Weathers, g	53 (1.8)	2011-12	Draymond Green, f	52 (1.4)
1997-98	Jason Klein, f	69 (2.3)	2012-13	Gary Harris, g	65 (1.9)
1998-99	Jason Klein, f	46 (1.2)	2013-14	Gary Harris, g	81 (2.3)
1999-2000	Morris Peterson, f	85 (2.2)	2014-15	Denzel Valentine, g	102 (2.6)

\*3-Point shot used in Big Ten and NIT games only.

## INDIVIDUAL

3-POINT FG	NO.	YEARS
1. Shawn Respert	331	1990-95
2. Chris Hill	306	2001-05
3. Drew Neitzel	273	2004-08
4. Kirk Manns	212	1986-90
5. Travis Trice	202	2011-15
6. Maurice Ager	202	2002-06
7. Denzel Valentine	161	2012-SA
8. Durrell Summers	161	2007-11
9. Jason Klein	152	1995-99
10. Kalin Lucas	149	2007-11

3-POINT FG ATT.	NO.	YEARS
1. Chris Hill	735	2001-05
2. Shawn Respert	728	1990-95
3. Drew Neitzel	684	2004-08
4. Maurice Ager	532	2002-06
5. Travis Trice	512	2011-15
6. Mateen Cleaves	457	1996-2000
7. Kirk Manns	446	1986-90
8. Durrell Summers	433	2007-11
9. Denzel Valentine	416	2012-SA
10. Keith Appling	413	2010-14

3-PT. FG PCT.*	PCT.	YEARS
1. Kirk Manns (212-446)	.475	1986-90
2. Shawn Respert (331-728)	.455	1990-95
3. Ray Weathers (99-222)	.446	1994-97
4. A.J. Granger (77-175)	.440	1996-2000
5. Todd Wolfe (53-121)	.438	1986-90
6. Bryn Forbes (70-164)	.427	2014-SA
7. Steve Smith (147-353)	.416	1987-91
8. Chris Hill (306-735)	.416	2001-05
9. Adreian Payne (61-149)	.409	2010-14
10. Drew Neitzel (273-684)	.399	2004-08

\* Minimum 100 attempts



## 3-POINT RECORDS

## Season

3-POINT FG	NO.	YEAR
1. Shawn Respert	119	1994-95
2. Drew Neitzel	114	2006-07
3. Denzel Valentine	102	2014-15
4. Drew Neitzel	97	2007-08
5. Chris Hill	95	2002-03
6. Shawn Respert	92	1993-94
7. Travis Trice	90	2014-15
8. Morris Peterson	85	1999-2000
9. Chris Hill	84	2003-04
10. Maurice Ager	83	2005-06

By Class:

Freshman: Chris Hill - 66 (2001-02)  
 Sophomore: Chris Hill - 95 (2002-03)  
 Junior: Drew Neitzel - 114 (2006-07)  
 Senior: Shawn Respert - 119 (1994-95)

3-POINT FG ATT.	NO.	YEAR
1. Drew Neitzel	277	2006-07
2. Shawn Respert	251	1994-95
3. Denzel Valentine	245	2014-15
4. Travis Trice	244	2014-15
Drew Neitzel	244	2007-08
6. Chris Hill	234	2002-03
7. Gary Harris	230	2013-14
8. Maurice Ager	221	2005-06
9. Shawn Respert	205	1993-94
10. Morris Peterson	200	1999-2000

By Class:

Freshman: Gary Harris - 158 (2012-13)  
 Sophomore: Chris Hill - 234 (2002-03)  
 Junior: Drew Neitzel - 277 (2006-07)  
 Senior: Shawn Respert - 251 (1994-95)

3-PT. FG PCT.	PCT.	YEAR
1. Kirk Manns	.507	1988-89
(69-136)		
2. Todd Wolfe	.500	1988-89
(26-52)		
Scott Skiles	.500	1982-83
(25-50)		
4. Kenny Kaminski	.494	2013-14
(38-77)		
5. Kelvin Torbert	.484	2003-04
(31-64)		
6. Kirk Manns	.482	1987-88
(27-56)		
7. Shawn Respert	.474	1994-95
(119-251)		
8. Kirk Manns	.461	1986-87
(35-76)		
9. Steve Smith	.459	1989-90
(45-98)		
10. Shawn Respert	.455	1991-92
(60-132)		

\* Minimum 50 attempts

By Class:

Freshman: Scott Skiles - .500 (1982-83)  
 Soph.: Kirk Manns - .482 (1987-88)  
 Junior: Kirk Manns - .507 (1988-89)  
 Senior: Shawn Respert - .474 (1994-95)

## Game

3-POINT FG	NO.	DATE (OPP.)
1. Chris Hill	10	2/23/2003 (Syr.)
2. Shawn Respert	9	1/11/1995 (Ind.)
3. Shawn Respert	8	3/11/1995 (Wis.)
Shawn Respert	8	2/15/1995 (Illinois)
Shawn Respert	8	12/29/1994 (Ball St.)
Shawn Respert	8	2/23/1994 (Minn.)
Kirk Manns	8	2/12/1990 (Iowa)
Kirk Manns	8	1/25/1989 (Purdue)
9. Seven occasions with seven 3-point fg		

3-PT. FG ATT.	NO.	DATE (OPP.)
1. Chris Hill	18	2/23/2003 (Syr.)
2. Drew Neitzel	17	3/17/2007 (UNC)
Maurice Ager	17	11/22/2005 (Gonz.)
Shawn Respert	17	3/17/95 (Weber St.)
Shawn Respert	17	3/11/1995 (Wis.)
6. Shawn Respert	15	3/8/1995 (Iowa)
7. Gary Harris	13	2/23/2014 (Mich.)
Marcus Taylor	13	3/15/2002 (NCSU)
Shawn Respert	13	1/11/1995 (Ind.)
Steve Smith	13	3/3/1991 (Ohio St.)
Kirk Manns	13	2/12/1990 (Iowa)
Kirk Manns	13	1/13/1990 (Iowa)

3-PT. FG PCT.	PCT.	DATE (OPP.)
1. Travis Trice	.875	1/8/2015 (Iowa)
(7-8)		
Drew Neitzel	.875	11/21/2006 (Vt.)
(7-8)		
3. Kirk Manns	.800	1/25/1989 (Pur.)
(8-10)		
4. Gary Harris	.750	1/5/2013 (Pur.)
(6-8)		
Ray Weathers	.750	12/21/1995 (ETSU)
(6-8)		
6. Shawn Respert	.692	1/11/1995 (Ind.)
(9-13)		
7. Gary Harris	.667	2/20/2014 (Pur.)
(6-9)		
Durrell Summers	.667	1/25/2009 (OSU)
(6-9)		
Shannon Brown	.667	12/21/2005 (UWGB)
(6-9)		
Shawn Respert	.667	2/15/1995 (Ill.)
(8-12)		
Shawn Respert	.667	12/29/1994 (BSU)
(8-12)		
Shawn Respert	.667	2/23/1994 (Minn.)
(8-12)		
Shawn Respert	.667	3/7/1992 (Ill.)
(6-9)		

\* Minimum 8 attempts

## TEAM

## Season

3-POINT FG	NO.	GAMES
1. 2013-14	307	38 games
2. 2014-15	294	39 games
3. 1999-2000	253	39 games
4. 2010-11	220	34 games
5. 2004-05	219	33 games

3-POINT FG ATT.	NO.	GAMES
1. 2013-14	783	38 games
2. 2014-15	763	39 games
3. 1999-2000	669	39 games
4. 2010-11	620	34 games
5. 2004-05	615	33 games

3-POINT FG PCT.	NO.	GAMES
1. 1989-90	.431	34 games
2. 1987-88	.421	28 games
3. 1988-89	.419	33 games
4. 1986-87	.416	28 games
5. 1994-95	.408	28 games

## Game

3-POINT FG	OPPONENT	DATE
1. 17	Purdue	2/20/2014
2. 16	Michigan	3/4/2000
3. 14	Virginia Tech	11/22/2013
14	UMass	11/28/2009
5. 13	Minnesota	2/26/2015
13	Northwestern	2/10/2015
13	New Orleans	12/28/2013
13	Portland	11/18/2013
13	Green Bay	12/21/2005
13	Penn State	3/5/2005

3-PT FG ATT.	OPPONENT	DATE
1. 35	Virginia Tech	11/22/2013
2. 34	Gonzaga	11/22/2005
3. 32	Minnesota	2/26/2015
32	Purdue	2/20/2014
32	Michigan	3/4/2000

## Big Ten Game

3-POINT FG	OPPONENT	DATE
1. 17	Purdue	2/20/2014
2. 16	Michigan	3/4/2000
3. 13	Minnesota	2/26/2015
13	Northwestern	2/10/2015
13	Penn State	3/5/2005

3-PT FG ATT.	OPPONENT	DATE
1. 32	Minnesota	2/26/2015
32	Purdue	2/20/2014
32	Michigan	3/4/2000
4. 30	Penn State	1/28/2006
5. 29	Iowa	1/28/2014

# INDIVIDUAL

## Career

ASSISTS	NO.	YEARS
1. Mateen Cleaves	816	1996-2000
2. Scott Skiles	645	1982-86
3. Eric Snow	599	1991-95
4. Drew Neitzel	582	2004-08
5. Mark Montgomery	561	1988-92
6. Kalin Lucas	558	2007-11
7. Travis Walton	555	2005-09
8. Earvin Johnson	491	1977-79
9. Keith Appling	465	2010-14
10. Steve Smith	453	1987-91

STEALS	NO.	YEARS
1. Mateen Cleaves	195	1996-2000
2. Draymond Green	180	2008-12
3. Scott Skiles	175	1982-86
4. Mark Montgomery	168	1988-92
5. Travis Walton	167	2005-09
6. Branden Dawson	163	2011-15
7. Chris Hill	162	2001-05
8. Sam Vincent	159	1981-85
9. Keith Appling	151	2010-14
10. Ken Redfield	150	1986-90

BLOCKED SHOTS	NO.	YEARS
1. Branden Dawson	142	2011-15
2. Adreian Payne	141	2010-14
3. Drew Naymick	134	2004-08
4. Draymond Green	117	2008-12
5. Delvon Roe	106	2008-11
6. Matt Costello	104	2012-SA
7. Matt Steigenga	97	1988-92
8. Ken Johnson	96	1983-85
9. Goran Suton	90	2005-09
10. Aloysius Anagonye	88	1999-2003

## Season

ASSISTS	NO.	YEAR
1. Mateen Cleaves (7.2 per game)	274	1998-99
2. Earvin Johnson (8.4 per game)	269	1978-79
3. Earvin Johnson (7.4 per game)	222	1977-78
4. Mateen Cleaves (7.2 per game)	217	1997-98
Eric Snow (7.8 per game)	217	1994-95
6. Eric Snow (6.7 per game)	213	1993-94
7. Scott Skiles (6.5 per game)	203	1985-86
8. Travis Trice (5.1 per game)	197	2014-15
9. Travis Walton (5.5 per game)	191	2006-07
10. Mark Montgomery (6.3 per game)	190	1991-92

By Class:

Fresh.: Earvin Johnson - 222 (1977-78)

Soph.: Earvin Johnson - 269 (1978-79)

Junior: Mateen Cleaves - 274 (1998-99)

Senior: Eric Snow - 217 (1994-95)

## YEAR-BY-YEAR ASSIST LEADERS

Based on total assists (since 1975-76)

YEAR	NAME	AST. (AVG.)
1975-76	Benny White, g	106 (3.9)
1976-77	Edgar Wilson, f/g	93 (3.4)
	Terry Donnelly, g	93 (3.4)
1977-78	Earvin Johnson, g/f	222 (7.4)
1978-79	Earvin Johnson, g/f	269 (8.4)
1979-80	Mike Brkovich, g/f	96 (3.6)
1980-81	Kevin Smith, g	130 (4.8)
1981-82	Kevin Smith, g	126 (4.5)
1982-83	Scott Skiles, g	146 (4.2)
1983-84	Scott Skiles, g	128 (4.6)
1984-85	Scott Skiles, g	168 (5.8)
1985-86	Scott Skiles, g	203 (6.5)
1986-87	Darryl Johnson, g	112 (4.0)
1987-88	Ed Wright, g	91 (3.3)
1988-89	Ken Redfield, f	131 (4.0)
1989-90	Steve Smith, g	150 (4.8)
1990-91	Mark Montgomery, g	169 (5.8)
1991-92	Mark Montgomery, g	190 (6.3)
1992-93	Eric Snow, g	145 (5.2)
1993-94	Eric Snow, g	213 (6.7)
1994-95	Eric Snow, g	217 (7.8)

STEALS	NO.	YEAR
1. Earvin Johnson	75	1978-79
2. Mateen Cleaves	73	1997-98
3. Earvin Johnson	71	1977-78
4. Mateen Cleaves	69	1998-99
5. Gary Harris	63	2013-14
6. Draymond Green	60	2010-11
Darryl Johnson	60	1986-87
8. Branden Dawson	57	2012-13
Eric Snow	57	1993-94
10. Travis Walton	56	2008-09
Antonio Smith	56	1998-99

By Class:

Fresh.: Earvin Johnson - 68 (1977-78)

Soph.: Earvin Johnson - 75 (1978-79)

Junior: Mateen Cleaves - 69 (1998-99)

Senior: Darryl Johnson - 60 (1986-87)

BLOCKED SHOTS	NO.	YEAR
1. Ken Johnson	72	1984-85
2. Drew Naymick	60	2007-08
3. Branden Dawson	58	2014-15
4. Drew Naymick	55	2006-07
5. Ron Charles	51	1979-80
6. DuJuan Wiley	50	1997-98
7. Matt Costello	48	2014-15
8. Adreian Payne	46	2012-13
9. Matt Costello	43	2013-14
10. Delvon Roe	42	2010-11

By Class:

Freshman: Delvon Roe - 29 (2008-09)

Soph.: Matt Costello - 43 (2013-14)

Junior: Drew Naymick - 55 (2006-07)

Senior: Ken Johnson - 72 (1984-85)

YEAR	NAME	AST. (AVG.)
1995-96	Thomas Kelley, g	114 (3.6)
1996-97	Mateen Cleaves, g	146 (5.0)
1997-98	Mateen Cleaves, g	217 (7.2)
1998-99	Mateen Cleaves, g	274 (7.2)
1999-2000	Mateen Cleaves, g	179 (6.9)
2000-01	Charlie Bell, g	169 (5.1)
2001-02	Marcus Taylor, g	153 (5.3)
2002-03	Chris Hill, g	128 (3.7)
2003-04	Chris Hill, g	128 (3.7)
2004-05	Chris Hill, g	141 (4.3)
2005-06	Drew Neitzel, g	189 (5.6)
2006-07	Travis Walton, g	191 (5.5)
2007-08	Travis Walton, g	156 (4.3)
2008-09	Kalin Lucas, g	176 (4.6)
2009-10	Kalin Lucas, g	131 (4.0)
2010-11	Draymond Green, f	141 (4.1)
2011-12	Keith Appling, g	144 (3.9)
2012-13	Keith Appling, g	120 (3.3)
2013-14	Keith Appling, g	156 (4.5)
2014-15	Travis Trice, g	197 (5.1)

## Game

ASSISTS	NO.	DATE (OPP.)
1. Mateen Cleaves	20	3/4/2000 (Mich.)
2. Gary Ganakas	17	12/29/1972 (Roch.)
3. Earvin Johnson	14	1/4/1979 (Wis.)
Earvin Johnson	14	12/13/1978 (W. Mich.)
Earvin Johnson	14	3/16/1978 (W. Ky.)
6. Mateen Cleaves	13	1/24/1999 (Ind.)
Mateen Cleaves	13	1/28/1998 (Ind.)
Eric Snow	13	2/11/1995 (Penn St.)
Earvin Johnson	13	3/18/1979 (Notre Dame)
Earvin Johnson	13	12/21/1977 (Detroit)



Mateen Cleaves is MSU's all-time assist leader with 816 helpers.



## ASSIST/STEAL/BLOCK RECORDS

## YEAR-BY-YEAR STEAL LEADERS

Based on total steals (since 1977-78)

YEAR	NAME	STL. (AVG.)	YEAR	NAME	STL. (AVG.)
1977-78	Earvin Johnson, g	71 (2.3)	1996-97	Antonio Smith, f	29 (1.0)
1978-79	Earvin Johnson, g	75 (2.3)	1997-98	Mateen Cleaves, g	73 (2.4)
1979-80	Kevin Smith, g	46 (1.7)	1998-99	Mateen Cleaves, g	69 (1.8)
1980-81	Kevin Smith, g	38 (1.4)	1999-2000	Charlie Bell, g	47 (1.2)
1981-82	Sam Vincent, g	41 (1.5)	2000-01	Jason Richardson, g	38 (1.2)
1982-83	Sam Vincent, g	44 (1.5)	2001-02	Marcus Taylor, g	31 (1.1)
1983-84	Scott Skiles, g	40 (1.4)	2002-03	Chris Hill, g	51 (1.5)
1984-85	Scott Skiles, g	48 (1.7)	2003-04	Chris Hill, g	46 (1.5)
1985-86	Scott Skiles, g	54 (1.7)	2004-05	Chris Hill, g	44 (1.3)
1986-87	Darryl Johnson, g	60 (2.1)	2005-06	Shannon Brown, g	50 (1.5)
1987-88	Ken Redfield, f	50 (1.8)	2006-07	Travis Walton, g	42 (1.2)
1988-89	Ken Redfield, f	46 (1.4)	2007-08	Goran Suton, c	38 (1.1)
1989-90	Ken Redfield, f	44 (1.3)	2008-09	Travis Walton, g	56 (1.5)
1990-91	Mark Montgomery, g	52 (1.8)	2009-10	Draymond Green, f	45 (1.2)
1991-92	Mark Montgomery, g	48 (1.6)	2010-11	Draymond Green, f	60 (1.8)
1992-93	Eric Snow, g	27 (1.0)	2011-12	Draymond Green, f	54 (1.5)
1993-94	Eric Snow, g	57 (1.8)	2012-13	Branden Dawson, f	57 (1.6)
1994-95	Eric Snow, g	52 (1.9)	2013-14	Gary Harris, g	63 (1.8)
1995-96	Quinton Brooks, f	30 (1.0)	2014-15	Branden Dawson, f	42 (1.2)

## YEAR-BY-YEAR BLOCK LEADERS

Based on total blocks (since 1979-80)

YEAR	NAME	BLK. (AVG.)	YEAR	NAME	BLK. (AVG.)
1979-80	Ron Charles, f/c	51 (1.9)	1998-99	Andre Hutson, f	22 (0.6)
1980-81	Ben Tower, f	16 (0.6)		Morris Peterson, f	22 (0.6)
1981-82	Richard Mudd, f/c	15 (0.6)	1999-2000	A.J. Granger, f	21 (0.5)
1982-83	Kevin Willis, c	35 (1.3)	2000-01	Jason Richardson, g	28 (0.8)
1983-84	Ken Johnson, f	24 (1.3)	2001-02	Aloysius Anagonye, f	31 (1.0)
	Kevin Willis, c	24 (0.9)	2002-03	Aloysius Anagonye, f	20 (0.6)
1984-85	Ken Johnson, c	72 (2.6)		Adam Ballinger, f	20 (0.6)
1985-86	Barry Fordham, c	20 (0.6)		Erazem Lorbek, f	20 (0.6)
1986-87	George Papadakos, c	12 (0.4)	2003-04	Paul Davis, c	19 (0.6)
1987-88	George Papadakos, c	35 (1.4)	2004-05	Paul Davis, c	20 (0.6)
1988-89	Steve Smith, g	12 (0.4)	2005-06	Paul Davis, c	29 (0.9)
	Matt Steigenga, f	12 (0.4)	2006-07	Drew Naymick, c	55 (1.6)
1989-90	Matt Steigenga, f	30 (0.9)	2007-08	Drew Naymick, c	60 (1.7)
1990-91	Matt Steigenga, f	32 (1.1)	2008-09	Delvon Roe, f	29 (0.8)
1991-92	Matt Steigenga, f	23 (0.9)	2009-10	Delvon Roe, f	35 (0.9)
1992-93	Mike Pepowski, c	24 (0.9)	2010-11	Delvon Roe, f	42 (1.2)
1993-94	Anthony Miller, c	29 (0.9)	2011-12	Adreian Payne, f	39 (1.1)
1994-95	Quinton Brooks, f	16 (0.6)	2012-13	Adreian Payne, f	46 (1.3)
1995-96	Quinton Brooks, f	18 (0.6)	2013-14	Matt Costello, f	43 (1.3)
1996-97	DuJuan Wiley, c	19 (0.8)	2014-15	Branden Dawson, f	58 (1.7)
1997-98	DuJuan Wiley, c	50 (1.7)			

## STEALS NO. DATE (OPP.)

- Mateen Cleaves 9 2/14/1998 (Minn.)
- Darryl Johnson 8 1/10/1987 (Ohio St.)
- Greg Kelsner 8 2/21/1976 (N'western)
- Jason Richardson 7 2/18/2001 (Purdue)
- Greg Kelsner 7 2/4/1978 (Indiana)
- Earvin Johnson 7 2/2/1978 (Mich.)
- Seven occasions with six steals

## BLOCKED SHOTS NO. DATE (OPP.)

- Ken Johnson 8 12/29/1984 (SDSU)
- Matt Costello 6 1/18/2014 (Illinois)
- Draymond Green 6 12/22/2012 (Lehigh)
- Drew Naymick 6 2/9/2008 (N'western)
- Ken Johnson 6 1/10/1985 (Purdue)
- Branden Dawson 5 2/14/2015 (Ohio St.)
- Adreian Payne 5 3/23/2013 (Memphis)
- Delvon Roe 5 1/15/2011 (N'western)
- Keith Appling 5 1/3/2011 (N'western)
- Delvon Roe 5 12/4/2009 (Wofford)
- Matt Steigenga 5 2/3/1990 (Purdue)
- Barry Fordham 5 2/15/1986 (Minn.)

## TEAM

## Season

ASSISTS	NO.	GAMES
1. 2014-15	646	39 games
2. 2013-14	637	38 games
3. 2007-08	631	36 games
4. 2008-09	611	38 games
5. 2009-10	606	37 games

STEALS	NO.	GAMES
1. 1998-99	298	38 games
2. 2012-13	289	36 games
3. 2011-12	265	37 games
4. 2013-14	259	38 games
5. 2004-05	258	33 games

BLOCKED SHOTS	NO.	GAMES
1. 2014-15	176	39 games
2. 2013-14	174	38 games
3. 2010-11	167	34 games
4. 2006-07	162	35 games
5. 2011-12	157	37 games

## Game

ASSISTS	OPPONENT	DATE
1. 36	Michigan	3/4/2000
2. 35	Neb. Omaha	12/4/2011
35	Alcorn State	12/13/2008
4. 32	McNeese St.	11/8/2013
32	Loyola-Chi.	12/9/2000
32	Morehead St.	12/1/1992

STEALS	OPPONENT	DATE
1. 18	Portland St.	12/10/1979
2. 17	Five occasions	

BLOCKS	OPPONENT	DATE
1. 13	San Jose St.	12/19/2007
2. 12	Nebraska	2/16/2013
12	Northwestern	1/3/2011
4. 10	Six occasions	

## Big Ten Game

ASSISTS	OPPONENT	DATE
1. 36	Michigan	3/4/2000
2. 30	Penn State	2/28/2008
30	Iowa	2/17/1975
4. 29	Wisconsin	1/25/1975
5. 28	Indiana	3/2/2008
28	Penn State	3/5/2005

STEALS	OPPONENT	DATE
1. 17	Michigan	2/17/1979
2. 16	Wisconsin	3/7/2013
16	Iowa	1/10/2012
16	Northwestern	2/25/1999
5. 15	Michigan	3/7/2010
15	Indiana	2/4/1978

BLOCKS	OPPONENT	DATE
1. 12	Nebraska	2/16/2013
12	Northwestern	1/3/2011
3. 10	Minnesota	1/11/2014
10	Purdue	3/14/2003
5. 9	Indiana	1/4/2014
9	Purdue	2/4/2001
9	Northwestern	2/23/1978

# MISCELLANEOUS RECORDS

# SPARTANS

## INDIVIDUAL

### Career

GAMES PLAYED	NO.	YEARS
1. Draymond Green	145	2008-12
Durrell Summers	145	2007-11
3. Travis Walton	143	2005-09
4. Keith Appling	142	2010-14
5. Kalin Lucas	141	2007-11
6. Charlie Bell	140	1997-2001
7. Derrick Nix	139	2009-13
8. Adreian Payne	138	2010-14
Marquise Gray	138	2005-09
Drew Neitzel	138	2004-08
Andre Hutson	138	1997-2001

GAMES STARTED	NO.	YEARS
1. Charlie Bell	136	1997-2001
2. Andre Hutson	129	1997-2001
3. Keith Appling	123	2010-14
Matt Steigenga	123	1988-92
5. Branden Dawson	121	2011-15
6. Raymar Morgan	120	2006-10
7. Kalin Lucas	119	2007-11
8. Shawn Respert	118	1990-95
9. Drew Neitzel	117	2004-08
Steve Smith	117	1987-91

## TEAM

### Season

WINS	NO.	GAMES
1. 1998-99	33	38 games
2. 1999-2000	32	39 games
3. 2008-09	31	38 games
4. 2013-14	29	38 games
2011-12	29	37 games

### Game

VICTORY MARGIN	POINTS	DATE
1. vs. Alma	99 (102-3)	2/1/1902
2. vs. Battle Creek YMCA	90 (94-4)	2/25/1905
3. vs. Bay City YMCA	72 (84-12)	2/7/1910
4. vs. DePaul	69 (76-7)	1/13/1909
5. vs. Morehead St.	68 (121-53)	12/1/1992

DEFEAT MARGIN	POINTS	DATE
1. vs. Indiana	52 (55-107)	1/4/1975
2. at Kentucky	50 (86-36)	1/27/1947
3. at Ohio State	44 (87-43)	2/11/1950
4. at Iowa	43 (111-68)	1/16/1965
5. at Detroit A.C.	42 (54-12)	2/10/1911

COMBINED PTS.	POINTS	DATE
1. vs. Oklahoma	218 (118-100)	12/21/1963
2. vs. Gonzaga	215 (106-109)	11/22/2005
3. vs. Ball State	212 (117-95)	12/29/1994
4. at Illinois	210 (121-89)	3/9/1965
vs. Indiana	210 (107-103)	1/11/1964

## TRIPLE DOUBLES

### Earvin Johnson - 8


OPPONENT	PTS.	REB.	AST.
Pennsylvania, 3/24/1979	29	10	10
Lamar, 3/11/1979	13	17	10
Illinois, 2/24/1979	21	11	11
Kansas, 2/4/1979	12	10	11
Northwestern, 1/27/1979	26	10	10
Wisconsin, 1/4/1979	21	13	14
Oregon State, 12/29/1978	10	10	10
Detroit, 12/21/1977	11	10	13

### Draymond Green - 3

OPPONENT	PTS.	REB.	AST.
Long Island, 3/16/2012	24	12	10
UCLA, 3/17/2011	23	11	10
Penn State, 2/10/2011	15	14	10

### Charlie Bell - 1

OPPONENT	PTS.	REB.	AST.
Oakland, 11/19/2000	13	11	10



With his triple-double vs. LIU Brooklyn, Draymond Green joined Earvin "Magic" Johnson and Cincinnati's Oscar Robertson as the only players in history with more than one triple-double in the NCAA Tournament.

TEAM FOULS	FOULS	DATE
1. at Northwestern	41	2/2/1952
2. at Missouri	39	12/22/1983
at Wisconsin	39	1/29/1977
4. at Minnesota	35	1/12/1952
5. vs. Central Mich.	34	11/29/1980

## Big Ten Game

VICTORY MARGIN	POINTS	DATE
1. vs. Michigan	51 (114-63)	3/4/2000
2. vs. Penn State	37 (86-49)	2/2/2008
vs. Northwestern	37 (93-56)	1/18/1995
4. vs. Minnesota	36 (79-43)	3/2/2000
at Northwestern	36 (82-46)	2/27/1986

DEFEAT MARGIN	POINTS	DATE
1. vs. Indiana	52 (55-107)	1/4/1975
2. at Iowa	43 (68-111)	1/16/1965
3. at Iowa	36 (47-83)	2/21/1996
4. at Illinois	32 (89-121)	3/9/1965
at Ohio State	32 (79-111)	1/30/1960

COMBINED SCORE	POINTS	DATE
1. at Illinois	210 (121-89)	3/9/1965
vs. Indiana	210 (107-103)	1/11/1964
3. vs. Illinois	207 (94-113)	2/20/1965
at Indiana	207 (94-113)	2/23/1963
5. vs. Indiana	206 (94-112)	2/8/1965

TEAM FOULS	FOULS	DATE
1. at Northwestern	41	2/2/1952
2. at Wisconsin	39	1/29/1977
3. at Minnesota	35	1/12/1952
4. Four occasions with 33 fouls		

## Games at Breslin Ctr.

VICTORY MARGIN	POINTS	DATE
1. vs. Morehead St.	68 (121-53)	12/1/1992
2. vs. Alcorn State	58 (118-60)	12/13/2008
vs. Green Bay	58 (104-46)	11/23/2004
4. vs. Nicholls State	54 (92-38)	12/9/2001
5. vs. New Orleans	53 (101-48)	12/28/2013
6. vs. Michigan	51 (114-63)	3/4/2000
7. vs. Nicholls State	50 (102-52)	11/27/2004
8. vs. Nicholls State	45 (84-39)	12/1/2012
vs. Toledo	45 (78-33)	11/22/1999
10. vs. Ill.-Chicago	44 (97-53)	12/2/2000
vs. Ill.-Chicago	44 (77-33)	12/13/1998

## FRESHMAN RECORDS

## Season

**POINTS** **NO.** **YEAR**

1. Earvin Johnson	511	1977-78
2. Shawn Respert	474	1991-92
3. Gary Harris	439	2012-13
4. Scott Skiles	376	1982-83
5. Zach Randolph	356	2000-01

**SCORING AVG.** **AVG.** **YEAR**

1. Earvin Johnson	17.0	1977-78
2. Shawn Respert	15.8	1991-92
3. Gary Harris	12.9	2012-13
4. Scott Skiles	12.3	1982-83
5. Raymar Morgan	11.7	2006-07
Sam Vincent	11.7	1981-82
Greg Kelsner	11.7	1975-76

**FIELD GOALS** **NO.** **YEAR**

1. Earvin Johnson	175	1977-78
2. Shawn Respert	173	1991-92
3. Gary Harris	150	2012-13
4. Scott Skiles	141	1982-83
5. Kalin Lucas	138	2007-08
Zach Randolph	138	2000-01

**FIELD-GOAL ATT.** **NO.** **YEAR**

1. Earvin Johnson	382	1977-78
2. Shawn Respert	344	1991-92
3. Gary Harris	329	2012-13
4. Kalin Lucas	320	2007-08
5. Scott Skiles	286	1982-83

**FIELD-GOAL PCT.** **PCT.** **YEAR**

1. Andre Hutson	.613	1997-98
2. Zach Randolph	.587	2000-01
Ben Tower	.587	1980-81
4. Branden Dawson	.577	2011-12
5. Jay Vincent	.573	1977-78

\* Minimum 100 attempts

**3-POINT FG** **NO.** **YEAR**

1. Chris Hill	66	2001-02
2. Gary Harris	65	2012-13
3. Shawn Respert	60	1991-92
4. Keith Appling	39	2010-11
5. Chris Allen	36	2007-08

**3-POINT FG ATT.** **NO.** **YEAR**

1. Gary Harris	158	2012-13
2. Chris Hill	148	2001-02
3. Shawn Respert	132	1991-92
4. Chris Allen	100	2007-08
5. Keith Appling	95	2010-11

**3-PT. FG PCT.\*** **PCT.** **YEAR**

1. Scott Skiles	.500	1982-83
2. Kenny Kaminski	.494	2013-14
3. Kirk Manns	.461	1986-87
4. Shawn Respert	.455	1991-92
5. Chris Hill	.446	2001-02

\* Minimum 50 attempts

**FREE THROWS** **NO.** **YEAR**

1. Earvin Johnson	161	1977-78
2. Paul Davis	97	2002-03
3. Raymar Morgan	80	2006-07
Zach Randolph	80	2000-01
5. Gary Harris	74	2012-13

**FREE-THROW ATT.** **NO.** **YEAR**

1. Earvin Johnson	205	1977-78
2. Paul Davis	147	2002-03
3. Zach Randolph	126	2000-01
4. Raymar Morgan	116	2006-07
5. Delvon Roe	112	2008-09

**FREE-THROW PCT.** **PCT.** **YEAR**

1. Shawn Respert	.872	1991-92
2. Scott Skiles	.831	1982-83
3. Shannon Brown	.807	2003-04
4. Kelvin Torbert	.806	2001-02
5. Charlie Bell	.793	1997-98

\* Minimum 50 attempts

**REBOUNDS** **NO.** **YEAR**

1. Greg Kelsner	260	1975-76
2. Earvin Johnson	237	1977-78
3. Zach Randolph	221	2000-01
4. Delvon Roe	197	2008-09
5. Paul Davis	165	2002-03

**REBOUND AVG.** **AVG.** **YEAR**

1. Greg Kelsner	9.6	1975-76
2. Earvin Johnson	7.9	1977-78
3. Zach Randolph	6.7	2000-01
4. Mike Peplowski	5.8	1989-90
5. Jeff Tropf	5.4	1974-75

**ASSISTS** **NO.** **YEAR**

1. Earvin Johnson	222	1977-78
2. Mateen Cleaves	146	1996-97
Scott Skiles	146	1982-83
4. Kalin Lucas	137	2007-08
5. Marcus Taylor	107	2000-01

**STEALS** **NO.** **YEAR**

1. Earvin Johnson	68	1977-78
2. Gary Harris	45	2012-13
3. Mark Montgomery	43	1988-89
4. Sam Vincent	41	1981-82
5. Travis Walton	36	2005-06

**BLOCKED SHOTS** **NO.** **YEAR**

1. Delvon Roe	29	2008-09
2. Adreian Payne	28	2010-11
3. Branden Dawson	26	2011-12
4. Andre Hutson	24	1997-98
5. Zach Randolph	22	2000-01

**MINUTES PLAYED** **NO.** **YEAR**

1. Scott Skiles	1023	1982-83
2. Gary Harris	1010	2012-13
Earvin Johnson	1010	1977-78
4. Sam Vincent	965	1981-82
5. Shawn Respert	952	1991-92

**GAMES PLAYED** **NO.** **YEAR**

1. Marvin Clark Jr.	39	2014-15
Lourawls Nairn Jr.	39	2014-15
3. Delvon Roe	38	2008-09
Korie Lucious	38	2008-09
5. Gavin Schilling	37	2013-14
Draymond Green	37	2008-09
Jason Richardson	37	1999-2000
Adam Ballinger	37	1999-2000

## TOP DEBUTS

**POINTS** **NO.** **DATE**

1. Jay Vincent	25	11/28/1977
2. Marcus Taylor	16	11/19/2000
3. Charlie Bell	15	11/17/1997
Matt Steigenga	15	11/28/1988
5. Keith Appling	14	11/12/2010
6. Chris Allen	13	11/13/2007
Darryl Johnson	13	11/25/1983
Sam Vincent	13	11/27/1981
9. Durrell Summers	12	11/13/2007
Quinton Brooks	12	12/1/1992

**REBOUNDS** **NO.** **DATE**

1. Derrick Nix	14	11/13/2009
2. Matt Steigenga	10	11/28/1988
Ben Tower	10	11/28/1980
4. Earvin Johnson	9	11/28/1977
5. Denzel Valentine	8	11/9/2012
6. Branden Dawson	7	11/11/2011
Adreian Payne	7	11/12/2010
Charlie Bell	7	11/17/1997
9. Marvin Clark Jr.	6	11/14/2014
Durrell Summers	6	11/13/2007
Raymar Morgan	6	11/8/2006
Alan Anderson	6	11/12/2001
Andre Hutson	6	11/17/1997
Jay Vincent	6	11/28/1977
Stan Feldreich	6	11/28/1977
Terry Furlow	6	11/28/1972

**ASSISTS** **NO.** **DATE**

1. Mateen Cleaves	8	11/25/1996
Randy Morrison	8	11/28/1980
Earvin Johnson	8	11/28/1977
4. David Hart	7	12/1/1992
5. Kalin Lucas	6	11/13/2007
6. Marcus Taylor	5	11/19/2000
Terry Donnelly	5	11/29/1976
8. Lourawls Nairn Jr.	4	11/14/2014
Korie Lucious	4	11/16/2008
Drew Neitzel	4	11/19/2004
Steve Smith	4	11/27/1987
Mark Brown	4	11/23/1985



## OPPONENT RECORDS

## SPARTANS

## INDIVIDUAL

RECORDS

	RECORD	PLAYER	MSU-OPP	LOCATION	DATE
Points	56	Jimmy Rayl (Indiana)	94-113	Bloomington, Ind.	2/23/1963
	52	Terry Dischinger (Purdue)	74-85	West Lafayette, Ind.	2/25/1961
	48	Jerry Lucas (Ohio State)	68-83	East Lansing	2/11/1961
	48	Gary Bradds (Ohio State)	102-99	East Lansing	1/27/1964
Field Goals	23	Jimmy Rayl (Indiana)	94-113	Bloomington, Ind.	2/23/1963
Field-Goal Att.	48	Jimmy Rayl (Indiana)	94-113	Bloomington, Ind.	2/23/1963
Field-Goal Pct.	1.000 (11-11)	Derek Harper (Illinois)	61-69	Champaign, Ill.	2/19/1983
Free Throws	18	Gary Bradds (Ohio State)	102-99	East Lansing	1/27/1964
Free-Throw Att.	20	Gary Bradds (Ohio State)	102-99	East Lansing	1/27/1964
Free-Throw Pct.	1.000 (14-14)	Robin Freeman (Ohio State)	94-91	East Lansing	1/28/1956
	Five occasions of 13-13 shooting, three of 12-12, three of 11-11 and four of 10-10				
3-Point FG	8	Barry Bearden (Ala.-Birmingham)	76-78 at	New York, N.Y.	3/29/1989
3-Point FG Att.	17	Brandon Cassise (Oakland)	75-71	East Lansing	11/24/2007
Rebounds	23	Don Kojis (Marquette)	74-69	Evanston, Ill.	3/13/1959

## Big Ten Games

	RECORD	PLAYER	MSU-OPP	LOCATION	DATE
Points	56	Jimmy Rayl (Indiana)	94-113	Bloomington, Ind.	2/23/1963
Field Goals	23	Jimmy Rayl (Indiana)	94-113	Bloomington, Ind.	2/23/1963
Field-Goal Att.	48	Jimmy Rayl (Indiana)	94-113	Bloomington, Ind.	2/23/1963
Field-Goal Pct.	1.000 (11-11)	Derek Harper (Illinois)	61-69	Champaign, Ill.	2/19/1983
Free Throws	18	Gary Bradds (Ohio State)	102-99	East Lansing	1/27/1964
Free-Throw Att.	20	Gary Bradds (Ohio State)	102-99	East Lansing	1/27/1964
Free-Throw Pct.	1.000 (14-14)	Robin Freeman (Ohio State)	94-91	East Lansing	1/28/1956
	Four occasions of 13-13 shooting, one of 12-12, one of 11-11 and two of 10-10				
3-Point FG	7	Talor Battle (Penn State)	65-54	State College, Pa.	2/13/2010
	7	Craig Moore (Northwestern)	78-62	Evanston, Ill.	1/24/2008
	7	Dee Brown (Illinois)	50-60	Champaign, Ill.	1/5/2006
	7	Terrance Simmons (Minnesota)	94-83	Minneapolis, Minn.	2/10/2001
3-Point FG Att.	14	Craig Moore (Northwestern)	78-62	Evanston, Ill.	1/24/2008
	14	Cory Bradford (Illinois)	61-44	East Lansing	2/11/1999
	14	Pete Lisicky (Penn State)	69-58	State College, Pa.	1/15/1997
Rebounds	21	Jerry Lucas (Ohio State)	68-83	East Lansing	2/11/1961

## TEAM

	RECORD	TEAM	MSU-OPP	LOCATION	DATE
Points	121	Illinois	89-121	Champaign, Ill.	3/9/1965
Field Goals	50	Illinois	94-113	East Lansing	2/20/1965
	50	Indiana	55-107	East Lansing	1/4/1975
Field-Goal Att.	113	Wisconsin	106-90	East Lansing	1/6/1964
Field-Goal Pct.	.712 (42-59)	Indiana	58-95	Bloomington, Ind.	2/18/1988
Free Throws	42	Colorado	87-90	Kansas City, Mo.	12/28/1956
Free-Throw Att.	51	Penn State	76-85	State College, Pa.	2/2/2008
Free-Throw Pct.	1.000 (24-24)	Northwestern	58-66	Evanston, Ill.	1/27/1977
3-Point FG	16	Minnesota	94-83	Minneapolis, Minn.	2/10/2001
3-Point FG Att.	38	Louisiana-Monroe	83-65	East Lansing, Mich.	11/14/2007
Rebounds	79	Kansas State	82-104	Manhattan, Kan.	12/17/1960
Fouls	35	Purdue	56-47	East Lansing	1/26/1952
Victory Margin	52	Indiana	55-107	East Lansing	1/4/1975

## Big Ten Games

	RECORD	TEAM	MSU-OPP	LOCATION	DATE
Points	121	Illinois	89-121	Champaign, Ill.	3/9/1965
Field Goals	50	Illinois	94-113	East Lansing	2/20/1965
	50	Indiana	55-107	East Lansing	1/4/1975
Field-Goal Att.	113	Wisconsin	106-90	East Lansing	1/6/1964
Field-Goal Pct.	.712 (42-59)	Indiana	58-95	Bloomington, Ind.	2/18/1988
Free Throws	37	Minnesota	80-93	East Lansing	1/5/1980
	37	Northwestern	98-93	East Lansing	1/10/1970
Free-Throw Att.	51	Penn State	76-85	State College, Pa.	2/2/2008
Free-Throw Pct.	1.000 (24-24)	Northwestern	58-66	Evanston, Ill.	1/27/1977
3-Point FG	16	Minnesota	94-83	Minneapolis, Minn.	2/10/2001
3-Point FG Att.	31	Michigan	77-62	East Lansing, Mich.	1/27/2008
	31	Iowa	78-79	Iowa City, Iowa	3/8/1995
	31	Purdue	62-59	West Lafayette, Ind.	2/16/2002
Rebounds	77	Michigan	71-72	East Lansing	2/2/1963





## BRESLIN CENTER RECORDS

## TEAM

<b>POINTS</b> .....	<b>121</b>
by MSU vs. Morehead State, 12/1/1992 (MSU 121-53)	
by MSU vs. Alcorn State, 12/13/2008 (MSU 118-60) ....	118
by MSU vs. Ball State, 12/29/1994 (MSU 117-95) .....	117
by MSU vs. Cleveland St., 12/24/1994 (MSU 111-68) ....	111
by MSU vs. Michigan, 3/4/2000 (MSU 114-63).....	114
by MSU vs. Neb. Omaha, 12/4/2011 (MSU 110-68).....	110
by MSU vs. East Tenn. St., 12/9/1993 (MSU 107-81).....	107
by MSU vs. Green Bay, 11/23/2004 (MSU 104-46).....	104
by MSU vs. Florida A&M, 11/19/2004 (MSU 104-72) ....	104
by MSU vs. Indiana, 3/2/2008 (MSU 103-74) .....	103
by MSU vs. Nicholls St., 11/27/2004 (MSU 102-52) .....	102
by MSU vs. New Orleans, 12/28/2013 (MSU 101-48) .....	101
by MSU vs. Nebraska, 12/4/1991 (MSU 101-78) .....	101
<b>FIELD GOALS</b> .....	<b>50</b>
by MSU vs. Morehead State, 12/1/1992 (MSU 121-53)	
<b>FIELD-GOAL ATTEMPTS</b> .....	<b>89 (33 made)</b>
by Coppin St. vs. Weber St., 12/27/1996 (WSU 92-91 ot)	
<b>FIELD-GOAL PERCENTAGE</b> .....	<b>.686 (35-51)</b>
by MSU vs. Cincinnati, 12/21/1991 (MSU 90-89)	
<b>FREE THROWS</b> .....	<b>33</b>
by Purdue vs. MSU, 2/8/1997 (PU 77-62)	
<b>FREE-THROW ATTEMPTS</b> .....	<b>46</b>
by Purdue vs. MSU, 2/8/1997 (PU 77-62)	
<b>FREE-THROW PERCENTAGE</b> .....	<b>1.000 (14-14)</b>
by Wisconsin vs. MSU, 2/16/2012 (MSU 69-55)	
<b>3-POINT FIELD GOALS</b> .....	<b>16</b>
by MSU vs. Michigan, 3/4/2000 (MSU 114-63)	
<b>3-POINT FIELD-GOAL ATTEMPTS</b> .....	<b>38</b>
by Louisiana-Monroe vs. MSU, 11/14/2008 (MSU 83-65)	
<b>3-POINT FIELD-GOAL PERCENTAGE</b> .....	<b>.875 (7-8)</b>
by MSU vs. Minnesota, 2/6/1993 (MSU 75-63)	
<b>REBOUNDS</b> .....	<b>66</b>
by MSU vs. McNeese State, 11/8/2013 (MSU 98-56)	
<b>FOULS</b> .....	<b>32</b>
by Iowa vs. MSU, 2/18/2001 (MSU 94-70)	

## INDIVIDUAL

<b>POINTS</b> .....	<b>43</b>
Shawn Respert (MSU) vs. Minn., 2/23/1994 (MSU 85-68)	
Alan Henderson (Ind.) vs. MSU, 3/9/1994 (MSU 94-78)....	41
Shawn Respert (MSU) vs. Ind., 3/9/1994 (MSU 94-78)....	40
Steve Smith (MSU) vs. CMU, 12/20/1990 (MSU 74-61)....	38
Steve Smith (MSU) vs. Mich., 3/1/1990 (MSU 78-70) ....	36
Shawn Respert (MSU) vs. Ill., 2/15/1995 (MSU 68-58)....	35
Steve Smith (MSU) vs. Evansville, 12/18/1990 (MSU 81-76) ...	35
Chris Hill (MSU) vs. Syracuse, 2/23/2003 (SU 76-75) .....	34
Marcus Taylor (MSU) vs. Iowa, 3/2/2002 (MSU 93-79)....	34
Shawn Respert (MSU) vs. Ball St., 12/29/1994 (MSU 117-95)....	33
Steve Smith (MSU) vs. Minn., 1/19/1991 (MSU 73-64)....	33
Kirk Manns (MSU) vs. Iowa, 1/13/1990 (MSU 87-80) .....	33
Brandon Bowdry (EMU) vs. MSU, 11/12/2010 (MSU 96-66)....	32
Drew Neitzel (MSU) vs. Chicago St., 12/16/2006 (MSU 69-61)....	32
Paul Davis (MSU) vs. Indiana, 1/31/2004 (MSU 84-72) ....	32
Shawn Respert (MSU) vs. Morehead St., 12/1/1992 (MSU 121-53)....	32
Calbert Cheaney (Ind.) vs. MSU, 2/25/1990 (MSU 72-66)....	32
<b>FIELD GOALS</b> .....	<b>16</b>
Shawn Respert (MSU) vs. Minn., 2/23/1994 (MSU 85-68)	
<b>FIELD-GOAL ATTEMPTS</b> .....	<b>28</b>
Brandon Bowdry (EMU) vs. MSU, 11/12/2010 (MSU 96-66)	
<b>FIELD-GOAL PCT. (10 ATTEMPTS)</b> .....	<b>1.000 (10-10)</b>
Alan Anderson (MSU) vs. Wis., 2/24/2005 (MSU 83-61)	
<b>FREE THROWS</b> .....	<b>15</b>
Keith Appling (MSU) vs. Minn., 1/11/2014 (MSU 87-75 ot)	
Steve Smith (MSU) vs. Minn., 1/19/1991 (MSU 73-64)	
<b>FREE-THROW ATTEMPTS</b> .....	<b>16</b>
Keith Appling (MSU) vs. Minn., 1/11/2014 (MSU 87-75 ot)	
<b>FREE-THROW PERCENTAGE (10 ATTEMPTS)</b> .....	<b>1.000</b>
Steve Smith (MSU) 15-15 vs. Minn., 1/15/1991 (MSU 73-64)	
Alan Anderson (MSU) 14-14 vs. Ohio St., 1/9/2003 (MSU 66-55)	
Shawn Respert (MSU) 13-13 vs. WSU, 12/30/1992 (MSU 77-61)	
Terry Mills (Mich.) 13-13 vs. MSU, 3/1/1990 (MSU 78-70)	
Keith Appling (MSU) 12-12 vs. Lehigh, 12/22/2011 (MSU 90-81)	
Draymond Green (MSU) 10-10 vs. N'western, 1/15/2011 (MSU 71-67)	
<b>3-POINT FIELD GOALS</b> .....	<b>10</b>
Chris Hill (MSU) vs. Syracuse, 2/23/2003 (SU 76-75)	
<b>3-POINT FIELD-GOAL ATTEMPTS</b> .....	<b>18</b>
Chris Hill (MSU) vs. Syracuse, 2/23/2003 (SU 76-75)	
<b>REBOUNDS</b> .....	<b>20</b>
Goran Suton (MSU) vs. Oakland, 11/24/2007 (MSU 75-71)	
<b>ASSISTS</b> .....	<b>20</b>
Mateen Cleaves (MSU) vs. Mich., 3/4/2000 (MSU 114-63)	



## ALL-TIME SUMMARY

SPARTANS

RECORDS

YEAR	G	OVERALL		BIG TEN		PLACE	COACH	CAPTAIN(S)
		W-L	PCT.	W-L	PCT.			
1898-99	2	0-2	.000				No established coach	No captain selected
1899-00	4	2-2	.500				Charles O. Bemies	No captain selected
1900-01	3	3-0	1.000				Charles O. Bemies	Charles Blanchard
1901-02	5	5-0	1.000				George E. Denman	James Cooper
1902-03	6	6-0	1.000				George E. Denman	Joseph Haftencamp
1903-04	8	5-3	.625				Chester L. Brewer	Edward Balbach
1904-05	8	5-3	.625				Chester L. Brewer	Foley Tuttle
1905-06	13	11-2	.846				Chester L. Brewer	No captain selected
1906-07	16	14-2	.875				Chester L. Brewer	Edward Krehl
1907-08	20	15-5	.750				Chester L. Brewer	Roy Vondette
1908-09	15	10-5	.667				Chester L. Brewer	Parnell McKerma
1909-10	15	10-5	.667				Chester L. Brewer	Claude Hannish
1910-11	14	5-9	.357				John F. Macklin	Fred Busch
1911-12	15	12-3	.800				John F. Macklin	Ralph Chamberlain
1912-13	13	8-5	.615				John F. Macklin	Robert Goss
1913-14	12	8-4	.667				John F. Macklin	George Gauthier
1914-15	16	7-9	.438				John F. Macklin	Oscar Miller
1915-16	16	8-8	.500				John F. Macklin	Lyman Frimodig
1916-17	16	11-5	.688				George E. Gauthier	Albert McClelland
1917-18	16	6-10	.375				George E. Gauthier	Byron Murray
1918-19	18	9-9	.500				George E. Gauthier	Lawrence Kurtz
1919-20	36	21-15	.583				George E. Gauthier	George Garrett
1920-21	21	13-8	.619				Lyman L. Frimodig	Walter Foster
1921-22	24	11-13	.458				Lyman L. Frimodig	Lloyd Heasley
1922-23	19	10-9	.526				Fred H. Walker	Clarence Fessenden
1923-24	20	10-10	.500				Fred H. Walker	Wesley Eva
1924-25	19	6-13	.316				John H. Kobs	Matt Nuttula
1925-26	18	5-13	.278				John H. Kobs	Paul Hackett
1926-27	18	7-11	.389				Benjamin F. VanAlstyne	Kenneth Drew
1927-28	15	11-4	.733				Benjamin F. VanAlstyne	Vern Dickeson
1928-29	16	11-5	.688				Benjamin F. VanAlstyne	Carl Felt
1929-30	16	12-4	.750				Benjamin F. VanAlstyne	James VanZylen
1930-31	17	16-1	.941				Benjamin F. VanAlstyne	Art Haga, Roger Grove, Edward Scott
1931-32	17	12-5	.706				Benjamin F. VanAlstyne	Dee Pineo
1932-33	17	10-7	.588				Benjamin F. VanAlstyne	Gerald McCaslin, Alton Kircher
1933-34	17	12-5	.705				Benjamin F. VanAlstyne	Wendall Patchett
1934-35	18	14-4	.778				Benjamin F. VanAlstyne	Robert Herrick, Milo Rouse, Arnold VanFaasen
1935-36	17	8-9	.471				Benjamin F. VanAlstyne	Daniel Reck
1936-37	17	5-12	.294				Benjamin F. VanAlstyne	Ron Garlock
1937-38	17	9-8	.529				Benjamin F. VanAlstyne	Howard Kraft
1938-39	17	9-8	.529				Benjamin F. VanAlstyne	Leo Callahan
1939-40	20	14-6	.700				Benjamin F. VanAlstyne	Max Dalrymple, Martin Hutt
1940-41	17	11-6	.647				Benjamin F. VanAlstyne	Robert Phillips
1941-42	21	15-6	.714				Benjamin F. VanAlstyne	Chester Aubuchon
1942-43	16	2-14	.125				Benjamin F. VanAlstyne	Carl Petroski
1943-44	No Schedule - World War II							
1944-45	16	9-7	.568				Benjamin F. VanAlstyne	Nickolas Hashu
1945-46	21	12-9	.571				Benjamin F. VanAlstyne	Oliver White
1946-47	21	11-10	.524				Benjamin F. VanAlstyne	Robin Roberts
1947-48	22	12-10	.545				Benjamin F. VanAlstyne	Robert Brannum
1948-49	21	9-12	.429				Benjamin F. VanAlstyne	Robert Geahan, Jack Wulf
1949-50	22	4-18	.182				Alton S. Kircher	Robert Robbins
1950-51	21	10-11	.476	5-9	.357	T-7th	Peter F. Newell	James Snodgrass
1951-52	22	13-9	.591	6-8	.428	T-5th	Peter F. Newell	Clarence (Sonny) Means
1952-53	22	13-9	.591	11-7	.611	T-3rd	Peter F. Newell	Erik Furseth
1953-54	22	9-13	.409	4-10	.286	8th	Peter F. Newell	Keith Stackhouse
1954-55	22	13-9	.591	8-6	.571	4th	Forrest A. Anderson	Al Ferrari
1955-56	22	13-9	.591	7-7	.500	5th	Forrest A. Anderson	Walter Godfrey
1956-57	26	16-10	.615	10-4	.714	T-1st	Forrest A. Anderson	George Ferguson
1957-58	22	16-6	.727	9-5	.643	3rd	Forrest A. Anderson	Jack Quiggle
1958-59	23	19-4	.826	12-2	.857	1st	Forrest A. Anderson	Robert Anderegg, Johnny Green
1959-60	21	10-11	.476	5-9	.357	8th	Forrest A. Anderson	Lance Olson, Horace Walker
1960-61	24	7-17	.292	3-11	.214	9th	Forrest A. Anderson	David Fahs



## ALL-TIME SUMMARY

YEAR	G	OVERALL		BIG TEN		PLACE	COACH	CAPTAIN(S)
		W-L	PCT.	W-L	PCT.			
1961-62	22	8-14	.381	3-11	.214	T-9th	Forrest A. Anderson	Arthur Schwarm
1962-63	20	4-16	.200	3-11	.214	9th	Forrest A. Anderson	John Lamers
1963-64	24	14-10	.583	8-6	.571	T-4th	Forrest A. Anderson	George (Pete) Gent
1964-65	23	5-18	.217	1-13	.071	10th	Forrest A. Anderson	Marcus Sanders
1965-66	22	15-7	.682	10-4	.714	2nd	John E. Benington	William Curtis
1966-67	23	16-7	.696	10-4	.714	T-1st	John E. Benington	Matthew Aitch
1967-68	24	12-12	.500	6-8	.428	T-6th	John E. Benington	John Bailey
1968-69	23	11-12	.478	6-8	.428	T-5th	John E. Benington	Lee Lafayette
1969-70	24	9-15	.375	5-9	.357	T-6th	Gus G. Ganakas	James Gibbons, Lloyd Ward
1970-71	24	10-14	.417	4-10	.286	T-7th	Gus G. Ganakas	Rudy Benjamin
1971-72	24	13-11	.542	6-8	.428	T-5th	Gus G. Ganakas	Ronald Gutkowski, Pat Miller
1972-73	24	13-11	.542	6-8	.428	T-6th	Gus G. Ganakas	Bill Kilgore
1973-74	24	13-11	.542	8-6	.571	T-4th	Gus G. Ganakas	Michael Robinson
1974-75	26	17-9	.654	10-8	.555	5th	Gus G. Ganakas	Lindsay Hairston
1975-76	27	14-13	.518	10-8	.555	4th	Gus G. Ganakas	Terry Furlow
1976-77	27	12-15	.444	9-9	.500	5th	Jud Heathcote	Robert Chapman
1977-78	30	25-5	.833	15-3	.833	1st	Jud Heathcote	Robert Chapman, Greg Kelsner
1978-79	32	26-6	.813	13-5	.722	T-1st	Jud Heathcote	Earvin Johnson, Greg Kelsner
1979-80	27	12-15	.444	6-12	.333	9th	Jud Heathcote	Ron Charles, Terry Donnelly
1980-81	27	13-14	.481	7-11	.389	8th	Jud Heathcote	Mike Brkovich, Jay Vincent
1981-82	28	12-16	.429	7-11	.389	T-7th	Jud Heathcote	Kurt James, Kevin Smith
1982-83	30	17-13	.566	9-9	.500	T-6th	Jud Heathcote	Bill Cawood, Derek Perry
1983-84	28	16-12	.571	9-9	.500	T-5th	Jud Heathcote	Ben Tower, Kevin Willis
1984-85	29	19-10	.655	10-8	.555	T-5th	Jud Heathcote	Sam Vincent, Richard Mudd
1985-86	31	23-8	.742	12-6	.667	3rd	Jud Heathcote	Scott Skiles, Larry Polec
1986-87	28	11-17	.393	6-12	.333	7th	Jud Heathcote	Darryl Johnson, Barry Fordham
1987-88	28	10-18	.357	5-13	.278	8th	Jud Heathcote	Ed Wright, Carlton Valentine, George Papadakis
1988-89	33	18-15	.545	6-12	.333	T-8th	Jud Heathcote	Ken Redfield, Todd Wolfe
1989-90	34	28-6	.824	15-3	.833	1st	Jud Heathcote	Steve Smith, Ken Redfield
1990-91	30	19-11	.633	11-7	.611	T-3rd	Jud Heathcote	Steve Smith, Matt Steigenga
1991-92	30	22-8	.733	11-7	.611	T-3rd	Jud Heathcote	Mark Montgomery, Matt Steigenga
1992-93	28	15-13	.536	7-11	.389	T-8th	Jud Heathcote	Dwayne Stephens, Mike Peplowski
1993-94	32	20-12	.625	10-8	.555	T-4th	Jud Heathcote	Kris Weshinsky, Shawn Respert
1994-95	28	22-6	.785	14-4	.778	2nd	Jud Heathcote	Eric Snow, Shawn Respert
1995-96	32	16-16	.500	9-9	.500	7th	Tom Izzo	Quinton Brooks, Jamie Feick
1996-97	29	17-12	.586	9-9	.500	T-6th	Tom Izzo	Antonio Smith, Steve Polonowski
1997-98	30	22-8	.733	13-3	.813	T-1st	Tom Izzo	Antonio Smith, Mateen Cleaves
1998-99	38	33-5	.868	15-1	.937	1st	Tom Izzo	Antonio Smith, Mateen Cleaves
1999-2000	39	32-7	.821	13-3	.813	T-1st	Tom Izzo	Jason Klein, Thomas Kelley
2000-01	33	28-5	.848	13-3	.813	T-1st	Tom Izzo	Mateen Cleaves, A.J. Granger
2001-02	31	19-12	.613	10-6	.625	5th	Tom Izzo	Morris Peterson
2002-03	35	22-13	.629	10-6	.625	T-3rd	Tom Izzo	Aloysius Anagnonye, Adam Ballinger
2003-04	30	18-12	.600	12-4	.750	T-2nd	Tom Izzo	Alan Anderson, Jason Andreas, Kelvin Torbert
2004-05	33	26-7	.788	13-3	.813	2nd	Tom Izzo	Alan Anderson, Tim Bograkovs
2005-06	34	22-12	.647	8-8	.500	t-6th	Tom Izzo	Chris Hill, Kelvin Torbert
2006-07	35	23-12	.657	8-8	.500	t-7th	Tom Izzo	Maurice Ager, Shannon Brown
2007-08	36	27-9	.750	12-6	.667	4th	Tom Izzo	Paul Davis, Delco Rowley
2008-09	38	31-7	.816	15-3	.833	1st	Tom Izzo	Drew Neitzel, Travis Walton
2009-10	37	28-9	.757	14-4	.778	t-1st	Tom Izzo	Drew Neitzel, Travis Walton
2010-11	34	19-15	.559	9-9	.500	t-4th	Tom Izzo	Travis Walton, Kalin Lucas
2011-12	37	29-8	.784	13-5	.722	t-1st	Tom Izzo	Isaiah Dahlman, Draymond Green
2012-13	36	27-9	.750	13-5	.722	t-2nd	Tom Izzo	Kalin Lucas, Raymar Morgan
2013-14	38	29-9	.763	12-6	.667	t-2nd	Tom Izzo	Draymond Green, Austin Thornton
2014-15	39	27-12	.692	12-6	.667	t-3rd	Tom Izzo	Keith Applling, Russell Byrd, Derrick Nix
Totals	2,679	1,619-1,060	.604	591-467	.559	13 - Big Ten Titles	Branden Dawson, Travis Trice, Denzel Valentine	No captain selected



## YEAR-BY-YEAR STATISTICS

## SPARTANS

YEAR	GP	FG-FGA	FG%	3FG-FGA	3FG%	FT-FTA	FTA%	REB/AVG	AST.	TO	BLKS	STL	PTS/AVG
1948-49	21	370-922	.401	---	---	263-465	.566	---	---	---	---	---	1004/47.8
1949-50	22	468-1558	.300	---	---	308-522	.590	---	---	---	---	---	1244/56.5
1950-51	21	377-1304	.289	---	---	278-451	.618	---	---	---	---	---	1032/49.1
1951-52	22	479-1451	.330	---	---	327-535	.611	---	---	---	---	---	1285/58.5
1952-53	22	471-1438	.321	---	---	270-417	.607	696/31.6	---	---	---	---	1359/61.6
1953-54	22	505-1531	.322	---	---	246-479	.666	---	---	---	---	---	1489/67.7
1954-55	22	613-1545	.397	---	---	268-525	.588	---	---	---	---	---	1751/79.0
1955-56	22	648-1711	.378	---	---	436-688	.633	1095/49.8	---	---	---	---	1732/78.7
1956-57	26	735-1930	.380	---	---	459-718	.639	1181/45.4	---	---	---	---	1929/74.1
1957-58	22	660-1625	.400	---	---	326-555	.587	1121/51.0	---	---	---	---	1646/74.8
1958-59	23	742-1852	.400	---	---	402-639	.629	1508/65.5	---	---	---	---	1886/82.0
1959-60	21	641-1626	.394	---	---	372-514	.723	1212/57.7	---	---	---	---	1654/78.7
1960-61	24	676-1812	.373	---	---	447-636	.702	1226/51.0	---	---	---	---	1799/74.9
1961-62	22	649-1725	.376	---	---	353-535	.659	1201/54.5	---	---	---	---	1651/75.0
1962-63	20	586-1490	.393	---	---	388-541	.717	1028/51.4	---	---	---	---	1560/78.0
1963-64	24	887-2093	.423	---	---	437-647	.675	1442/60.0	---	---	---	---	2211/92.1
1964-65	23	762-1770	.430	---	---	453-601	.753	1189/51.7	---	---	---	---	1977/85.9
1965-66	22	682-1616	.422	---	---	366-422	.701	1087/49.4	---	---	---	---	1730/78.6
1966-67	23	679-1704	.398	---	---	341-543	.628	1162/50.5	---	---	---	---	1699/73.8
1967-68	24	679-1685	.402	---	---	367-547	.670	1124/46.8	---	---	---	---	1725/71.8
1968-69	23	648-1559	.415	---	---	382-590	.647	1048/45.5	---	---	---	---	1678/72.9
1969-70	24	769-1711	.449	---	---	396-533	.743	961/40.0	---	---	---	---	1934/80.6
1970-71	24	716-1569	.456	---	---	395-600	.658	1082/45.1	---	---	---	---	1827/76.1
1971-72	24	746-1659	.449	---	---	353-577	.612	1070/44.6	---	---	---	---	1845/76.9
1972-73	24	831-1718	.483	---	---	302-437	.691	1045/43.5	---	---	---	---	1964/81.5
1973-74	24	807-1642	.491	---	---	294-441	.667	1017/42.4	---	---	---	---	1908/79.5
1974-75	26	860-1713	.502	---	---	384-530	.724	1063/40.9	---	---	---	---	2104/80.9
1975-76	27	822-1785	.460	---	---	443-576	.769	1117/41.4	371	---	---	---	2087/77.3
1976-77	27	774-1549	.499	---	---	385-572	.673	1059/39.2	391	---	---	---	1933/71.6
1977-78	30	908-1732	.524	---	---	485-689	.704	1175/39.3	474	---	---	---	2301/76.7
1978-79	32	932-1769	.527	---	---	559-775	.721	1186/37.1	505	---	---	---	2423/75.7
1979-80	27	760-1493	.509	---	---	359-519	.692	921/34.1	419	---	72	182	1881/69.7
1980-81	27	741-1456	.509	---	---	344-487	.706	802/29.7	364	---	47	152	1826/67.6
1981-82	28	684-1494	.458	---	---	278-420	.662	864/30.9	293	---	66	155	1646/58.8
1982-83	30	821-1660	.495	36-90	.400	404-571	.708	973/32.4	385	---	86	186	2082/69.4
1983-84	28	729-1511	.482	---	---	418-562	.744	921/32.9	323	---	92	173	1876/67.0
1984-85	29	837-1559	.537	---	---	420-583	.720	963/33.2	391	425	105	163	2094/72.2
1985-86	31	1043-1860	.561	---	---	490-613	.799	1016/32.8	523	381	50	167	2576/83.1
1986-87	28	813-1552	.524	72-173	.416	408-529	.771	868/31.0	408	389	60	152	2106/75.2
1987-88	28	767-1543	.497	69-164	.421	343-509	.674	928/33.1	412	494	57	191	1946/69.5
1988-89	33	923-1908	.483	155-370	.419	437-610	.716	1099/33.3	539	487	46	255	2438/73.9
1989-90	34	967-1884	.513	160-371	.431	498-724	.688	1297/38.2	576	532	82	171	2592/76.2
1990-91	30	818-1693	.483	127-330	.385	377-542	.696	1061/35.4	455	404	74	143	2140/71.3
1991-92	30	857-1675	.512	124-332	.374	381-551	.692	1046/34.9	534	490	75	189	2219/74.0
1992-93	28	806-1591	.507	116-311	.373	351-546	.643	1096/39.1	476	427	76	131	2079/74.3
1993-94	32	944-1875	.504	159-420	.379	379-567	.668	1176/36.8	514	508	88	213	2426/75.8
1994-95	28	829-1664	.498	158-387	.408	378-562	.673	1074/38.4	462	393	46	180	2194/78.4
1995-96	32	732-1710	.428	120-373	.322	402-603	.667	1204/37.6	402	517	73	156	1986/62.1
1996-97	29	753-1666	.452	140-437	.320	379-577	.657	1092/37.7	398	465	70	168	2025/69.8
1997-98	30	799-1779	.449	176-493	.357	428-639	.670	1197/39.9	446	461	117	229	2202/73.4
1998-99	38	1020-2156	.473	171-506	.338	515-703	.733	1383/36.4	575	538	100	298	2726/71.7
1999-00	39	1018-2148	.474	253-669	.378	600-816	.735	1521/39.0	602	569	105	256	2889/74.1
2000-01	33	957-1957	.489	146-453	.322	493-686	.719	1404/42.5	579	451	133	210	2553/77.4
2001-02	32	764-1654	.462	180-458	.393	442-573	.771	1163/37.5	438	461	93	155	2150/69.4
2002-03	35	812-1795	.452	179-477	.375	564-767	.735	1226/35.0	474	502	122	217	2367/67.6
2003-04	30	748-1519	.492	190-474	.401	452-586	.771	910/30.3	441	438	54	218	2138/71.3
2004-05	33	914-1875	.487	219-615	.356	543-699	.777	1198/36.3	565	451	87	258	2590/78.5
2005-06	34	896-1879	.477	204-540	.378	524-681	.769	1212/35.6	567	478	101	214	2520/74.1
2006-07	35	806-1718	.469	182-486	.374	482-671	.718	1217/34.8	560	521	162	180	2276/65.0
2007-08	36	949-1976	.480	179-483	.371	487-661	.737	1330/36.9	631	490	152	208	2564/71.2
2008-09	38	962-2135	.451	201-567	.354	612-877	.698	1482/39.0	611	532	107	248	2737/72.0
2009-10	37	974-2068	.471	187-543	.344	523-764	.685	1426/38.6	606	514	123	242	2658/71.8
2010-11	34	817-1894	.431	220-620	.355	484-691	.700	1256/36.9	509	454	167	219	2338/68.8
2011-12	37	960-2012	.477	200-555	.360	531-759	.700	1403/37.9	566	480	157	265	2651/71.6
2012-13	36	882-1921	.459	177-523	.338	507-710	.714	1361/37.8	474	489	140	289	2448/68.0
2013-14	38	1024-2159	.474	307-783	.392	515-728	.707	1400/36.8	637	440	174	259	2870/75.5
2014-15	39	1014-2181	.465	294-763	.385	451-714	.632	1458/37.4	646	441	176	203	2773/71.1





## YEAR-BY-YEAR OPPONENT STATISTICS

YEAR	GP	FG-FGA	FG%	3FG-FGA	3FG%	FT-FTA	FTA%	REB/AVG	AST.	TO	BLKS	STL	PTS/AVG
1948-49	21	390- ---	---	---	---	265-445	.596	---	---	---	---	---	1045/49.8
1949-50	22	565-1732	.326	---	---	329-559	.558	---	---	---	---	---	1459/66.3
1950-51	21	321-1034	.312	---	---	365-597	.612	---	---	---	---	---	1007/48.1
1951-52	22	418-1344	.311	---	---	377-581	.647	---	---	---	---	---	1213/56.0
1952-53	22	477-1298	.344	---	---	251-448	.642	619/28.1	---	---	---	---	1343/61.1
1953-54	22	481-1275	.372	---	---	267-498	.651	---	---	---	---	---	1460/66.3
1954-55	22	604-1659	.364	---	---	246-468	.655	---	---	---	---	---	1676/76.0
1955-56	22	618-1624	.380	---	---	464-693	.699	874/39.7	---	---	---	---	1700/77.2
1956-57	26	658-1776	.370	---	---	507-711	.711	991/38.1	---	---	---	---	1823/70.1
1957-58	22	570-1628	.343	---	---	315-481	.654	847/38.5	---	---	---	---	1455/66.1
1958-59	23	654-1724	.379	---	---	337-517	.651	1089/47.3	---	---	---	---	1645/71.5
1959-60	21	665-1589	.418	---	---	294-445	.660	990/47.1	---	---	---	---	1624/77.3
1960-61	24	766-1782	.424	---	---	422-630	.669	1323/55.1	---	---	---	---	1954/81.4
1961-62	22	629-1544	.407	---	---	417-607	.685	1162/52.8	---	---	---	---	1675/76.1
1962-63	20	639-1527	.418	---	---	390-544	.716	1071/53.5	---	---	---	---	1668/83.4
1963-64	24	850-1991	.421	---	---	455-678	.671	1337/55.7	---	---	---	---	2156/89.8
1964-65	23	882-1886	.467	---	---	406-580	.700	1145/49.7	---	---	---	---	2170/94.3
1965-66	22	585-1396	.420	---	---	404-569	.710	979/44.5	---	---	---	---	1575/71.5
1966-67	23	571-1396	.409	---	---	442-627	.704	1075/46.7	---	---	---	---	1584/68.8
1967-68	24	627-1472	.425	---	---	474-676	.701	1109/46.2	---	---	---	---	1728/72.0
1968-69	23	643-1464	.438	---	---	385-539	.714	1046/45.4	---	---	---	---	1671/72.6
1969-70	24	827-1650	.501	---	---	430-605	.710	1116/46.5	---	---	---	---	2084/86.8
1970-71	24	768-1721	.446	---	---	390-569	.685	1108/46.1	---	---	---	---	1926/80.2
1971-72	24	779-1704	.457	---	---	366-503	.727	1129/47.0	---	---	---	---	1924/80.2
1972-73	24	831-1823	.472	---	---	236-354	.666	1058/44.1	---	---	---	---	1956/81.5
1973-74	24	798-1724	.463	---	---	278-398	.698	1011/42.1	---	---	---	---	1874/78.1
1974-75	26	859-1867	.460	---	---	322-580	.671	1100/42.3	---	---	---	---	2040/78.5
1975-76	27	836-1750	.478	---	---	392-556	.705	1057/39.1	396	---	---	---	2064/76.4
1976-77	27	746-1688	.442	---	---	475-663	.716	1033/38.2	365	---	---	---	1967/72.8
1977-78	30	795-1758	.452	---	---	383-577	.664	1010/33.8	325	---	---	---	1973/65.8
1978-79	32	830-1912	.434	---	---	343-510	.673	1116/34.9	430	---	---	---	2003/62.6
1979-80	27	694-1498	.463	---	---	463-662	.699	974/36.1	373	---	71	161	1851/68.6
1980-81	27	717-1479	.485	---	---	448-612	.732	849/31.4	382	---	60	149	1882/69.7
1981-82	28	608-1358	.448	---	---	460-645	.713	842/30.1	326	---	74	142	1676/59.9
1982-83	30	763-1671	.457	30-73	.411	453-631	.718	907/30.2	421	---	72	192	2009/67.0
1983-84	28	684-1458	.469	---	---	474-686	.691	837/29.9	365	---	51	163	1842/65.8
1984-85	29	756-1705	.443	---	---	409-572	.715	862/29.7	406	344	59	181	1921/66.2
1985-86	31	915-1972	.464	---	---	380-511	.744	946/30.5	494	383	58	151	2210/71.3
1986-87	28	820-1662	.493	116-296	.392	399-535	.746	845/30.2	436	309	57	178	2155/77.0
1987-88	28	744-1544	.482	106-233	.455	470-663	.709	822/29.4	428	387	57	243	2064/73.7
1988-89	33	911-1867	.488	179-456	.393	407-597	.682	1013/30.7	488	481	57	203	2141/73.1
1989-90	34	858-2013	.426	184-515	.357	428-650	.659	1013/29.8	420	403	102	211	2328/68.5
1990-91	30	754-1721	.438	158-418	.378	401-593	.676	955/31.8	355	359	77	151	2067/68.9
1991-92	30	785-1791	.438	142-429	.331	358-517	.693	934/31.1	358	411	91	191	2070/69.0
1992-93	28	705-1748	.403	140-437	.320	358-537	.667	914/32.6	343	315	79	190	1903/63.1
1993-94	32	819-1938	.423	193-596	.324	436-608	.717	1011/31.6	409	426	101	238	2267/70.8
1994-95	28	720-1660	.434	177-520	.340	309-487	.635	887/31.7	362	406	76	155	1926/68.8
1995-96	32	746-1748	.427	186-579	.321	375-597	.628	978/30.6	379	407	101	233	2053/64.2
1996-97	29	679-1572	.432	129-420	.307	418-646	.647	920/31.7	350	419	72	192	1905/65.7
1997-98	30	669-1637	.409	142-471	.302	440-635	.693	931/31.0	339	464	94	210	1920/64.0
1998-99	38	800-1880	.426	172-539	.319	490-707	.693	1031/27.1	412	587	107	240	2262/59.5
1999-00	39	805-2045	.394	208-690	.301	481-704	.683	1063/27.3	432	536	99	219	2299/58.9
2000-01	33	716-1823	.393	204-620	.329	403-572	.705	895/27.1	421	433	92	194	2039/61.8
2001-02	32	684-1730	.395	205-689	.298	405-561	.722	919/29.6	390	345	105	223	1978/63.8
2002-03	35	712-1768	.452	197-594	.332	552-728	.717	1034/29.5	388	489	119	225	2143/62.2
2003-04	30	689-1510	.456	179-511	.350	468-678	.690	860/28.7	355	423	84	212	2025/67.5
2004-05	33	752-1755	.428	209-589	.355	446-666	.670	973/29.5	404	506	78	227	2159/65.4
2005-06	34	828-1904	.435	233-647	.360	445-633	.703	1036/30.5	469	449	102	212	2334/68.6
2006-07	35	671-1756	.384	211-647	.321	448-661	.678	972/27.8	388	442	119	220	2001/57.2
2007-08	36	793-1973	.402	228-734	.311	439-655	.670	1087/30.2	445	440	147	214	2253/62.6
2008-09	38	839-2018	.416	229-720	.318	513-737	.696	1128/29.7	440	515	131	229	2420/63.7
2009-10	37	829-2043	.406	248-755	.328	455-642	.709	1109/30.0	462	459	94	243	2361/63.8
2010-11	34	787-1861	.423	215-591	.364	474-716	.662	1119/32.9	404	411	112	217	2263/66.6
2011-12	37	751-1982	.379	214-715	.299	479-681	.703	1106/29.9	394	467	109	231	2195/59.3
2012-13	36	758-1943	.390	199-664	.300	414-621	.667	1089/30.3	390	447	123	267	2129/59.1
2013-14	38	817-2058	.397	252-760	.332	605-829	.730	1208/31.8	405	449	110	214	2491/65.6
2014-15	39	833-2104	.396	224-712	.315	592-820	.722	1247/32.0	409	418	110	217	2482/63.6



## YEARLY ATTENDANCE

SPARTANS

YEAR	HOME TOTAL	GAMES	AVG.	NATIONAL RANK
1945-46	50,122	10	5,102	
1946-47	81,821	12	6,818	
1947-48	88,750	10	8,875	
1948-49	82,323	13	6,332	
1949-50	71,416	13	5,493	
1950-51	79,779	13	6,648	
1951-52	79,867	12	6,655	
1952-53	71,624	12	5,968	
1953-54	71,833	11	6,530	
1954-55	80,063	11	7,278	
1955-56	74,277	10	7,427	
1956-57	81,313	10	8,131	
1957-58	101,932	10	10,193	
1958-59	103,504	11	9,409	
1959-60	86,051	9	9,561	
1960-61	65,450	9	7,272	
1961-62	84,569	11	7,688	
1962-63	68,800	9	7,644	
1963-64	95,780	11	8,707	
1964-65	64,475	10	6,447	
1965-66	97,557	11	8,868	
1966-67	97,450	11	8,859	
1967-68	73,501	11	6,681	
1968-69	81,380	10	8,138	
1969-70	94,097	10	9,409	
1970-71	70,840	11	6,440	
1971-72	75,954	10	7,596	
1972-73	73,733	10	7,373	
1973-74	84,859	12	7,071	
1974-75	67,252	12	5,604	
1975-76	63,158	12	5,263	
1976-77	70,912	12	5,065	
1977-78	128,518	13	9,886	
1978-79	120,048	12	10,004	
1979-80	109,440	11	9,949	
1980-81	115,811	13	8,909	

YEAR	HOME TOTAL	GAMES	AVG.	NATIONAL RANK
1981-82	132,310	14	9,461	
1982-83	134,371	16	8,398	
1983-84	136,056	14	9,718	
1984-85	115,092	13	8,853	
1985-86	123,637	16	7,727	
1986-87	124,805	13	9,600	
1987-88	122,052	15	8,137	
1988-89	143,554	15	9,570	
1989-90	237,720	16	14,858	14th
1990-91	209,066	14	14,933	12th
1991-92	217,957	15	14,530	15th
1992-93	207,423	14	14,816	14th
1993-94	205,264	15	13,684	17th
1994-95	221,127	15	14,742	14th
1995-96	199,659	15	13,311	20th
1996-97	222,858	17	13,109	23rd
1997-98	208,694	15	13,913	15th
1998-99	204,272	14	14,591	14th
1999-2000	205,226	14	14,659	14th
2000-01	236,144	16	14,759	15th
2001-02	250,903	17	14,759	14th
2002-03	236,144	16	14,759	15th
2003-04	206,626	14	14,759	14th
2004-05	221,385	15	14,759	10th
2005-06	206,626	14	14,759	14th
2006-07	280,421	19	14,759	15th
2007-08	250,903	17	14,759	17th
2008-09	206,626	14	14,759	15th
2009-10	250,903	17	14,759	13th
2010-11	221,955	15	14,797	15th
2011-12	266,346	18	14,797	15th
2012-13	258,138*	18	14,341	18th
2013-14	236,752	16	14,797	18th
2014-15	236,752	16	14,797	14th

\* - 17 games at Breslin Center; 1 game at Jenison Field House  
Home games played at the Breslin Center since 1989-90



Jenison Field House was the home of Spartan basketball from 1940-89.




MSU has ranked in the top 25 nationally in attendance since the Breslin Center opened in 1989-90.




## ALL-TIME COACHING RECORDS

## ALL-TIME HEAD COACHES

COACH	GAMES	W-L	PCT.
No Established Coach (1899)	2	0-2	.000
Charles O. Bemies (1900-1901)	7	5-2	.714
George E. Denman (1902-1903)	11	11-0	1.000
Chester L. Brewer (1904-1910)	95	70-25	.736
John F. Macklin (1911-1916)	86	48-38	.558
George M. Gauthier (1917-1920)	79	41-38	.519
Lyman L. Frimodig (1921-1922)	52	30-22	.577
Fred M. Walker (1922-1924)	39	20-19	.513
John H. Kobs (1924-1926)	37	11-26	.297
Benjamin F. VanAlstyne (1926-1949)	394	231-163	.586
Alton S. Kircher (1949-1950)	22	4-18	.182
Peter F. Newell (1950-1954)	87	45-42	.517
Forrest A. Anderson (1954-1965)	249	125-124	.502
John E. Benington (1965-1969)	92	54-38	.587
Gus Ganakas (1969-1976)	173	89-84	.514
Jud Heathcote (1976-1995)	560	340-220	.607
Tom Izzo (1995-SA)	694	495-199	.713
<b>All-Time (1899-2015)</b>	<b>2,679</b>	<b>1,619-1,060</b>	<b>.604</b>



Top Right: Jud Heathcote. Middle Left: Pete Newell. Middle Right: Gus Ganakas. Bottom Left: Forrest Anderson. Bottom Right: John Benington



## ALL-TIME ASSISTANTS

Alton Kircher – 1944-49
J. Robert Stewart – 1949-50
Chet Aubuchon – 1949-50
John Benington – 1950-56
Robert L. Stevens – 1954-59
Clarence (Sonny) Means – 1956-59; '65-66
Bruce Fossum – 1959-65
Tom Rand – 1959-61; '62-63
Lance Olson – 1961-62
Dan Peterson – 1963-65
Robert Nordmann – 1965-74
Gus Ganakas – 1966-69
Matthew Aitch – 1969-73
Dick Versace – 1974-76
Pat Miller – 1974-76
Vernon Payne – 1974-77
Don Monson – 1976-78
Robert McGriff – 1977-78
William Berry – 1977-79
Fred Paulsen – 1978-80
Dave Harshman – 1978-81
Edgar Wilson – 1979-83
John Holms – 1980-81
William Norton – 1981-83
Frank Rourke – 1981-83
Mike Deane – 1982-86
Tom Izzo – 1983-95
Silas Taylor – 1983-84
Herb Williams – 1984-90
Derek Perry – 1984-85
Jim Boylan – 1986-89
Jim Boylen – 1989-92; 2005-07
Stan Joplin – 1990-96
Brian Gregory – 1992-96; 1999-2003
Tom Crean – 1995-99
Stan Heath – 1996-2001
Mike Garland – 1996-2003; 2007-15
Mark Montgomery – 2001-11
Dwayne Stephens – 2003-15
Doug Wojcik – 2003-05
Dane Fife – 2011-15

\* Including varsity assistants, and freshman and JV head coaches since 1944.

# YEAR-BY-YEAR RESULTS

# SPARTANS

Note: Home games in bold  
Note 2: (#/#) indicates AP ranking of MSU and opponent

## 1899

(0-2 Overall) - No Coach

DATE	OPPONENT	MSU-OPP	W/L
2/27/99	Olivet	6-7	L
3/13/99	Olivet	6-15	L



## CHARLES BEMIES

1900-01 \* 5-2 (.714)

The first established coach for MAC, Charles Bemies was the first athletic director in school history, while also coaching the football, baseball and track teams. Born in Northfield, Vt., on March 19, 1867, Bemies was an ordained Presbyterian minister when he came to East Lansing. Bemies led the Spartans for two seasons with an overall record of 5-2.

## 1900

(2-2 Overall)

DATE	OPPONENT	MSU-OPP	W/L
1/20/00	Olivet	5-6	L
2/3/00	Olivet	6-8	L
3/3/00	Eastern Michigan	25-8	W
3/10/00	Governor's Guard	25-7	W

## 1901

(3-0 Overall)

DATE	OPPONENT	MSU-OPP	W/L
2/16/01	Olivet	18-10	W
3/2/01	Eastern Michigan	21-6	W
3/16/01	Eastern Michigan	12-7	W



## GEORGE DENMAN

1902-03 \* 11-0 (1.000)

Michigan Agricultural College's second basketball coach was George Denman. Denman is the only basketball coach to go undefeated during his tenure, posting an 11-0 mark during his two seasons. His team still holds the record for largest margin of victory with a 102-3 defeat of Alma College in 1902. He was also the head football coach for two seasons.

## 1902

(5-0 Overall)

DATE	OPPONENT	MSU-OPP	W/L
2/1/02	Alma	102-3	W
2/15/02	Governor's Guard	19-0	W
3/1/02	Hillsdale	58-20	W
3/9/02	Alma	29-3	W
3/15/02	Hillsdale	36-17	W



## CHESTER BREWER

1904-10 \* 70-25 (.736)

This Owosso, Mich., native was MAC's first full-time athletic director and one of the Spartans' most successful coaches, leading the football, basketball and baseball squads to winning records. He holds the highest winning percentage of any Spartan basketball coach with at least four seasons at .736 (70-25). His team also defeated the University of Michigan in the schools' first meeting in 1909. The Chester L. Brewer award presented to an outstanding senior student-athlete continues to represent the Brewer legacy. Brewer passed away in 1953 at the age of 77.

## 1903

(6-0 Overall)

DATE	OPPONENT	MSU-OPP	W/L
1/26/03	Detroit YMCA	43-8	W
1/29/03	Hillsdale	49-2	W
2/13/03	Eastern Michigan	23-7	W
2/18/03	Governor's Guard	19-7	W
3/7/03	Eastern Michigan	49-5	W
3/14/03	Grand Rapids YMCA	42-7	W

## 1904

(5-3 Overall)

DATE	OPPONENT	MSU-OPP	W/L
1/9/04	Chicago West. YMCA	13-44	L
1/23/04	Alma	52-7	W
2/6/04	Eastern Michigan	22-2	W
2/12/04	Grand Rapids YMCA	14-13	W
2/27/04	Alma	14-22	L
3/5/04	Eastern Michigan	62-10	W
3/12/04	Grand Rapids YMCA	41-10	W
3/25/04	Detroit A.C.	8-33	L

## 1905

(5-3 Overall)

DATE	OPPONENT	MSU-OPP	W/L
1/14/05	Saginaw YMCA	62-12	W
2/1/05	Bay City YMCA	47-20	W
1/28/05	Grand Rapids YMCA	22-38	L
1/31/05	Hope	30-44	L
2/4/05	Jackson YMCA	47-12	W
2/10/05	Detroit A.C.	30-39	L
2/25/05	Battle Creek YMCA	94-4	W
3/3/05	Bay City YMCA	30-14	W

## 1906

(11-2 Overall)

DATE	OPPONENT	MSU-OPP	W/L
1/18/06	Adrian	43-18	W
1/26/06	Owosso YMCA	76-12	W
2/2/06	Mich. Deaf School	47-16	W
2/3/06	Central Michigan	37-12	W
2/10/06	Grand Rapids YMCA	25-20	W
2/22/06	Ann Arbor YMCA	20-21	L
2/16/06	Central Michigan	21-18	W
2/23/06	Albion	44-11	W
2/24/06	Ann Arbor YMCA	25-29	L

3/2/06	Olivet	46-10	W
3/3/06	Albion	59-8	W
3/10/06	Adrian	21-20	W
3/16/06	Alma	52-8	W

## 1907

(14-2 Overall)

DATE	OPPONENT	MSU-OPP	W/L
1/5/07	Hope	50-30	W
1/12/07	Armour Institute	51-24	W
1/18/07	Saginaw H.S.	35-17	W
1/19/07	Saginaw Bank Clerks	29-19	W
1/25/07	Jackson YMCA	43-30	W
1/26/07	Central Michigan	42-18	W
1/28/07	Detroit YMCA	14-31	L
1/29/07	Eastern Michigan	50-25	W
2/2/07	Olivet	41-24	W
2/7/07	Adrian	54-24	W
2/16/07	Hope	33-23	W
2/19/07	Detroit YMCA	17-23	L
2/20/07	Adrian	41-20	W
2/22/07	Olivet	38-24	W
3/1/07	Central Michigan	33-22	W
3/2/07	Eastern Michigan	72-13	W

## 1908

(15-5 Overall)

DATE	OPPONENT	MSU-OPP	W/L
1/4/08	Central Michigan	46-8	W
1/8/08	Oberlin	46-21	W
1/11/08	Saginaw H.S.	67-23	W
1/17/08	Adrian	30-14	W
1/20/08	Detroit YMCA	20-33	L
1/25/08	Grand Rapids YMCA	74-16	W
1/31/08	Notre Dame	33-20	W
2/1/08	Notre Dame	16-23	L
2/5/08	Central Michigan	41-23	W
2/7/08	Jackson YMCA	42-29	W
2/8/08	Midland YMCA	40-8	W
2/14/08	Detroit YMCA	27-29	L
2/17/08	Haskell Indians	33-18	W
2/21/08	Jackson YMCA	37-35	W
2/22/08	Adrian	42-31	W
2/24/08	Battle Creek YMCA	28-14	W
2/25/08	Notre Dame *	20-39	L
2/26/08	DePaul	26-17	W
2/27/08	Armour Institute	26-29	L
2/28/08	South Haven Indep.	31-18	W

\* 1st MAC basketball game played out of state

## 1909

(10-5 Overall)

DATE	OPPONENT	MSU-OPP	W/L
1/9/09	Michigan *	24-16	W
1/13/09	DePaul	76-7	W
1/18/09	Detroit Burroughs	24-15	W
1/22/09	Wabash	24-39	L
1/23/09	Notre Dame	10-26	L
1/25/09	Adrian	53-13	W
2/8/09	Notre Dame	18-22	L
2/11/09	Detroit YMCA	18-25	L
2/18/09	Battle Creek YMCA	32-25	W
2/20/09	Michigan	45-23	W
2/21/09	Armour Institute	53-7	W
2/22/09	Detroit Burroughs	20-19	W
3/2/09	Rochester (NY) YMCA	30-18	W
3/3/09	Rochester (NY) YMCA	24-36	L
3/11/09	Detroit YMCA	33-28	W

\* 1st basketball game with Univ. of Michigan



## YEAR-BY-YEAR RESULTS

## 1910

(10-5 Overall)

DATE	OPPONENT	MSU-OPP	W/L
1/7/10	Jackson YMCA	51-18	W
1/14/10	Detroit Spaldings	20-18	W
1/25/10	Jackson YMCA	27-18	W
1/26/10	Purdue	9-35	L
1/27/10	Rose Poly	28-31	L
1/28/10	Wabash	21-23	L
1/29/10	Notre Dame	28-21	W
2/7/10	Bay City YMCA	84-12	W
2/11/10	Armour Institute	26-11	W
2/12/10	Lake Forest	14-13	W
2/19/10	Notre Dame	43-23	W
3/3/10	Hope	40-21	W
3/5/10	Ohio State	13-31	L
3/7/10	Detroit YMCA	27-24	W
3/11/10	Hope	30-38	L

JOHN  
MACKLIN

1911-16 \* 48-38 (.558)

John Macklin continued the winning tradition, compiling

a 48-38 career record over six seasons as head coach for the Aggies. Macklin was an outstanding athlete at the University of Pennsylvania before coming to MAC to coach basketball and football. He was very successful at football, posting a 29-5 record as the head coach. Macklin passed away in 1949 at the age of 65.

## 1911

(5-9 Overall)

DATE	OPPONENT	MSU-OPP	W/L
1/9/11	Detroit Spaldings	9-21	L
1/13/11	Wabash	15-25	L
1/14/11	Rose Poly	20-26	L
1/18/11	Detroit Spaldings	25-18	W
1/20/11	Alma	51-24	W
1/21/11	Armour Institute	51-11	W
1/30/11	Detroit YMCA	11-22	L
2/3/11	Armour Institute	21-36	L
2/4/11	Lake Forest	26-28	L
2/10/11	Detroit A.C.	12-54	L
2/11/11	Ohio State	12-42	L
2/17/11	Hope	24-48	L
2/24/11	Alma	23-21	W
3/3/11	Hope	36-24	W

## 1912

(12-3 Overall)

DATE	OPPONENT	MSU-OPP	W/L
1/6/12	Central Michigan	72-10	W
1/12/12	Armour Institute	39-30	W
1/13/12	Northwestern Coll.	19-25	L
1/16/12	Alma	53-14	W
1/18/12	Winona	37-21	W
1/19/12	Wabash	26-32	L
1/20/12	Rose Poly	33-31	W
1/23/12	Hope	40-41	L
1/27/12	Armour Institute	51-18	W
2/2/12	Albion	60-23	W

2/10/12	Winona College	67-4	W
2/16/12	Alma	37-15	W
2/21/12	Hope	55-23	W
2/24/12	Detroit YMCA	42-26	W
3/4/12	Detroit YMCA	20-17	W

## 1913

(8-5 Overall)

DATE	OPPONENT	MSU-OPP	W/L
1/11/13	Winona	75-14	W
1/21/13	Detroit Rayls	37-12	W
1/27/13	Alma	48-24	W
1/29/13	Hope	33-26	W
2/6/13	Northwestern Coll.	21-23	L
2/11/13	Detroit YMCA	22-23	L
2/13/13	Notre Dame	40-7	W
2/21/13	Hope	58-25	W
2/26/13	St. John's (Toledo)	39-24	W
2/27/13	Buchtel	30-35	L
2/28/13	Denison	18-44	L
3/1/13	St. Mary's (Dayton)	26-28	L
3/8/13	Detroit YMCA	39-9	W

## 1914

(8-4 Overall)

DATE	OPPONENT	MSU-OPP	W/L
1/16/14	Toledo Buckeyes	40-24	W
1/22/14	Lake Forest	30-24	W
1/23/14	Northwestern Coll.	24-44	L
1/24/14	Notre Dame	18-27	L
1/30/14	Detroit Burroughs	29-22	W
2/4/14	Notre Dame	45-22	W
2/14/14	Detroit YMCA	27-29	L
2/19/14	West Va. Wesleyan	38-21	W
2/25/14	St. John's (Toledo)	50-17	W
2/26/14	Toledo Buckeyes	26-25	W
2/27/14	Akron	45-30	W
3/3/14	Detroit YMCA	22-27	L

## 1915

(7-9 Overall)

DATE	OPPONENT	MSU-OPP	W/L
1/9/15	Toledo Buckeyes	23-33	L
1/13/15	Hope	56-20	W
1/15/15	Illinois A.C. (Chicago)	21-22	L
1/22/15	Detroit YMCA	23-14	W
1/23/15	Defiance	54-12	W
1/28/15	Toledo Buckeyes	27-31	L
1/29/15	Ohio Northern	45-16	W
1/30/15	Defiance	30-19	W
2/2/15	Notre Dame	14-13	W
2/6/15	Northwestern Coll.	17-28	L
2/11/15	Northwestern Coll.	22-41	L
2/12/15	Mercury A.C. (Chi.)	20-25	L
2/13/15	Notre Dame	19-24	L
2/18/15	West Va. Wesleyan	31-43	L
2/24/15	Hope	46-28	W
3/2/15	Detroit YMCA	9-21	L

## 1916

(8-8 Overall)

DATE	OPPONENT	MSU-OPP	W/L
1/12/16	Western Michigan	51-21	W
1/14/16	Hope	14-20	L
1/15/16	St. Mary's (Mich.)	29-19	W
1/19/16	Notre Dame	18-19	L
1/20/16	Northwestern Coll.	17-29	L
1/22/16	Illinois A.C. (Chi.)	18-50	L
1/29/16	Kalamazoo	34-27	W
2/2/16	Notre Dame	23-24	L
2/4/16	Hope	21-18	W
2/9/16	Muskingum	39-21	W
2/12/16	Detroit YMCA	27-23	W
2/17/16	Tri-State	30-13	W
2/19/16	Toledo Buckeyes	23-32	L
2/24/16	Toledo Buckeyes	28-22	W
3/3/16	Northwestern Coll.	21-28	L
3/7/16	Detroit YMCA	14-35	L

GEORGE  
GAUTHIER

1917-20 \* 41-38 (.519)

George Gauthier was the first alumnus to lead a Michi-

gan State basketball squad. Gauthier played four years (1910-14) for the Aggies' basketball squad and was the team captain his senior year. He also was the starting quarterback for MAC's football team, leading them to 17 straight victories. Gauthier accepted the assistant athletic director position the year after he graduated which led to his duties as the head basketball coach, where he compiled a career record of 41-38 over four seasons. He also served as head football coach for one season. After 29 games in the 1919-20 season, Gauthier left MAC to serve as recreation director in Bay City, Mich. Gauthier would later go on to Ohio Wesleyan where he served as athletic director and head football coach for 34 years before retiring in 1955. He passed away in 1964 at the age of 74.

## 1917

(11-5 Overall)

DATE	OPPONENT	MSU-OPP	W/L
1/12/17	West Va. Wesleyan	41-22	W
1/19/17	Hope	34-20	W
1/20/17	Alma	47-7	W
1/26/17	Illinois A.C.	39-27	W
1/27/17	Notre Dame	31-25	W
2/1/17	Buffalo	36-17	W
2/3/17	Detroit YMCA	33-26	W
2/8/17	Ohio Northern	53-9	W
2/10/17	Wabash	20-19	W
2/15/17	Illinois A.C.	23-43	L
2/16/17	Northwestern Coll.	16-26	L
2/17/17	Notre Dame	19-33	L
2/23/17	Hope	13-18	L
3/2/17	Northwestern Coll.	28-14	W
3/8/17	Marietta	30-20	W
3/10/17	Detroit YMCA	15-30	L

# YEAR-BY-YEAR RESULTS

# SPARTANS

## 1917-18

(6-10 Overall)

DATE	OPPONENT	MSU-OPP	W/L
12/28/17	Detroit YMCA	13-31	L
12/29/17	Detroit	22-32	L
1/5/18	Grand Rapids YMCA	21-22	L
1/9/18	<b>Ft. Custer Officers</b>	16-27	L
1/11/18	Michigan	13-17	L
1/18/18	Hope	23-33	L
1/19/18	<b>Ft. Custer Officers</b>	24-20	W
1/25/18	St. John's (Toledo)	27-19	W
1/26/18	Detroit YMCA	20-34	L
2/1/18	<b>Notre Dame</b>	27-12	W
2/7/18	Notre Dame	23-25	L
2/8/18	Northwestern Univ.	16-19	L
2/15/18	<b>Hope</b>	35-10	W
2/23/18	<b>Oberlin</b>	35-20	W
3/2/18	<b>Michigan</b>	25-33	L
3/9/18	<b>Detroit YMCA</b>	23-16	W

## 1919

(9-9 Overall)

DATE	OPPONENT	MSU-OPP	W/L
1/3/19	Holland YMCA	15-21	L
1/4/19	Grand Rapids YMCA	19-17	W
1/8/19	<b>Western Michigan</b>	19-18	W
1/10/19	Detroit Rayls	16-37	L
1/11/19	Oberlin	14-24	L
1/15/19	<b>Kalamazoo</b>	42-20	W
1/17/19	Western Michigan	28-23	W
1/24/19	<b>Ft. Custer Officers</b>	31-13	W
1/30/19	Wabash	19-28	L
1/31/19	DePauw	18-17	W
2/1/19	<b>Notre Dame</b>	32-28	W
2/7/19	<b>Wabash</b>	37-26	W
2/8/19	Hope	18-21	L
2/12/19	<b>DePauw</b>	12-21	L
2/15/19	<b>Michigan</b>	17-19	L
2/22/19	<b>Notre Dame</b>	16-17	L
2/28/19	Michigan	33-24	W
3/1/19	<b>Hope</b>	20-26	L

## 1919-20

(21-15 Overall)

DATE	OPPONENT	MSU-OPP	W/L
12/19/19	Detroit A.C.	11-23	L
12/19/19	<b>Ft. Custer Officers</b>	53-3	W
12/20/19	DeVilbiss College	25-37	L
12/20/19	Muskegon YMCA	21-26	L
12/26/19	AC Spark Plug (Flint)	29-28	W
12/27/19	Holland YMCA	20-18	W
12/31/19	<b>Chicago</b>	25-32	L
1/2/20	<b>Oberlin</b>	36-8	W
1/3/20	Detroit	29-30	L
1/7/20	<b>Central Michigan</b>	29-15	W
1/9/20	Hope	16-21	L
1/10/20	Kalamazoo	39-21	W
1/16/20	<b>Indiana</b>	19-20	L
1/21/20	<b>Kalamazoo</b>	34-15	W
1/24/20	<b>Notre Dame</b>	23-20	W
1/28/20	<b>Chicago YMCA Coll.</b>	33-20	W
1/30/20	Michigan	23-13	W
2/6/20	<b>Wabash</b>	29-27	W
2/9/20	Notre Dame	23-30	L
2/11/20	Creighton	21-22	L
2/12/20	Creighton	18-15	W
2/13/20	Nebraska	28-43	L

2/14/20	Nebraska	20-29	L
2/18/20	<b>DePauw</b>	21-33	L
2/23/20	DePauw	18-31	L
2/24/20	Wabash	16-24	L
2/28/20	<b>Michigan</b>	34-27	W
3/1/20	<b>Creighton</b>	31-24	W
3/6/20	<b>Hope</b>	34-23	W
3/20/20	Alpena Independent	22-11	W
3/21/20	Alger Co. Club	17-14	W
3/23/20	Northern Michigan	43-13	W
3/24/20	Ishpeming Amer. Leg.	24-37	L
3/25/20	Gwynn Club	66-12	W
3/26/20	Lk. Linden Amer. Leg.	60-24	W
3/27/20	Mich. Coll. of Mines	28-26	W

(Note: George Gauthier left after 29 games, posting a 15-14 record. Lyman Frimodig coached the final seven games of the season, going 6-1.)



## LYMAN FRIMODIG

1921-22 \* 30-22 (.577)

Lyman Frimodig was a successful athlete for the Ag-hies, becoming the only person in school history to earn 10 letters (football, baseball, basketball). A freshman coach under George Gauthier, Frimodig took over during the 1920 season when Gauthier left for another job. Frimodig arranged a seven-game trip to the Northern Peninsula, winning six games. He would also serve as head coach for the next two seasons. He remained active in the athletic department after his stint as basketball coach, serving Michigan State for 41 years as assistant athletic director and business manager. He was also known as the unofficial historian of Michigan State athletics, co-authoring *Spartan Saga: A History of Michigan State Athletics*. Frimodig died in 1972 at the age of 80.

## 1921

(13-8 Overall)

DATE	OPPONENT	MSU-OPP	W/L
1/8/21	<b>Central Michigan</b>	26-21	W
1/11/21	<b>Kalamazoo</b>	30-18	W
1/14/21	<b>Hope</b>	31-17	W
1/15/21	<b>Western Michigan</b>	22-16	W
1/18/21	<b>Mount Union</b>	40-26	W
1/21/21	DePauw	19-39	L
1/22/21	Notre Dame	23-36	L
1/25/21	Western Michigan	29-19	W
1/27/21	St. John's (Toledo)	20-21	L
1/28/21	Mount Union	30-28	W
1/29/21	Oberlin	21-23	L
2/1/21	<b>Notre Dame</b>	37-25	W
2/5/21	Michigan	24-37	L
2/7/21	<b>DePauw</b>	23-26	L
2/14/21	<b>Michigan Tech</b>	26-18	W
2/19/21	<b>Oberlin</b>	29-37	L
2/22/21	<b>Michigan</b>	10-17	L
2/25/21	Hope	27-23	W
2/26/21	Grand Rapids J.C.	20-11	W
3/2/21	<b>Bethany (WV)</b>	41-18	W
3/3/21	<b>Creighton</b>	27-20	W

## 1921-22

(11-13 Overall)

DATE	OPPONENT	MSU-OPP	W/L
12/10/21	Wisconsin	13-27	L
12/29/21	<b>Carnegie Institute</b>	38-17	W
1/2/22	<b>Albion</b>	33-13	W
1/3/22	<b>Detroit Sch. of Law</b>	56-3	W
1/4/22	<b>Alma</b>	43-17	W
1/6/22	Michigan	26-27	L
1/10/22	<b>Western Michigan</b>	28-20	W
1/14/22	<b>Eastern Michigan</b>	28-22	W
1/19/22	<b>Valparaiso</b>	30-21	W
1/21/22	<b>Kalamazoo</b>	28-39	L
1/25/22	<b>Central Michigan</b>	27-21	W
1/28/22	Oberlin	25-26	L
1/29/22	Ohio Wesleyan	22-25	L
1/31/22	Notre Dame	22-31	L
2/3/22	Creighton	30-41	L
2/4/22	Creighton	21-25	L
2/6/22	Lombard	14-26	L
2/16/22	<b>Notre Dame</b>	30-24	W
2/17/22	<b>Marquette</b>	19-26	L
2/22/22	<b>Michigan</b>	17-19	L
2/24/22	<b>Ohio Wesleyan</b>	17-29	L
2/27/22	<b>Creighton</b>	28-34	L
3/3/22	<b>Hope</b>	29-28	W
3/4/22	<b>Chicago YMCA Coll.</b>	25-21	W



## FRED WALKER

1922-24 \* 20-19 (.513)

Little is known about Fred Walker except that he continued the streak of basketball coaches with winning career records, compiling a two-year mark of 20-19.

## 1922-23

(10-9 Overall)

DATE	OPPONENT	MSU-OPP	W/L
12/9/22	<b>Notre Dame</b>	15-40	L
12/15/22	<b>Western Michigan</b>	8-17	L
12/22/22	<b>Valparaiso</b>	17-21	L
12/30/22	<b>Carnegie Institute</b>	37-29	W
1/3/23	Michigan	11-33	L
1/6/23	<b>St. Ignatius (Clev.)</b>	18-27	L
1/11/23	<b>Victoria</b>	33-10	W
1/13/23	<b>Eastern Michigan</b>	19-17	W
1/20/23	<b>Michigan</b>	13-29	L
1/27/23	<b>Central Michigan</b>	28-13	W
1/30/23	<b>Chicago YMCA Coll.</b>	23-19	W
2/3/23	<b>Kalamazoo</b>	22-24	L
2/9/23	<b>Lake Forest</b>	26-18	W
2/12/23	<b>Armour Institute</b>	27-22	W
2/17/23	<b>Alma</b>	27-21	W
2/21/23	<b>St. Mary's</b>	43-15	W
2/28/23	Notre Dame	22-21	W
3/2/23	<b>St. Ignatius</b>	17-38	L
3/3/23	Oberlin	16-23	L

## YEAR-BY-YEAR RESULTS

## 1923-24

(10-10 Overall)

DATE	OPPONENT	MSU-OPP	W/L
12/15/23	Adrian	25-12	W
12/18/23	St. Mary's	31-26	W
12/22/23	Chicago	17-21	L
12/28/23	Detroit Coll. of Law	25-14	W
1/3/24	Hope	22-7	W
1/5/24	Up. Canada Law Sch.	33-26	W
1/7/24	Carleton	12-27	L
1/11/24	Michigan	19-23	L
1/18/24	John Carroll	24-17	W
1/25/24	Notre Dame	18-35	L
1/28/24	Western Michigan	14-29	L
1/29/24	Central Michigan	21-20	W
2/1/24	Lombard	12-13	L
2/6/24	Michigan	20-31	L
2/12/24	Western Michigan	16-25	L
2/23/24	Detroit	31-17	W
2/26/24	St. Viator	25-27	L
2/29/24	Notre Dame	21-23	L
3/6/24	Valparaiso	22-12	W
3/8/24	Lake Forest	29-19	W

JOHN  
KOB'S

1924-26 \* 11-26 (.297)

John Kobs is well-known as a successful baseball coach for MSC, but he also coached the basketball and hockey squads during his 42-year tenure. The basketball coach for two seasons, he compiled a career record of 11-26. Before joining the Spartans, he was a star athlete at Hamline where he earned an astounding 13 varsity letters in four sports: football, baseball, basketball and track. The MSU baseball stadium was named in his honor in 1969. He passed away in 1968 at the age of 69.

## 1924-25

(6-13 Overall)

DATE	OPPONENT	MSU-OPP	W/L
12/10/24	Adrian	42-16	W
12/13/24	Michigan	10-26	L
12/20/24	Chicago	29-15	W
12/22/24	Northwestern	17-26	L
1/10/25	St. Mary's	13-21	L
1/13/25	St. Viator	18-23	L
1/16/25	Notre Dame	14-37	L
1/23/25	Western Michigan	20-21	L
1/30/25	Earlham	24-23	W
1/31/25	Franklin	14-36	L
2/3/25	Hope	19-20	L
2/11/25	Detroit	23-22	W
2/20/25	Franklin	16-28	L
2/25/25	Western Michigan	15-29	L
2/28/25	Oberlin	29-27	W
3/3/25	Notre Dame	10-42	L
3/6/25	John Carroll	14-30	L
3/7/25	Oberlin	16-25	L
3/14/25	MAC Alumni	43-19	W

## 1925-26

(5-13 Overall)

DATE	OPPONENT	MSU-OPP	W/L
12/8/25	Olivet	36-13	W
12/12/25	Adrian	30-14	W
12/19/25	Chicago	28-21	W
12/21/25	Northwestern	13-42	L
1/1/26	Mercer (Ga.)	33-37	L
1/9/26	St. Viator	30-27	W
1/16/26	Michigan	15-38	L
1/22/26	Notre Dame	14-33	L
1/26/26	Detroit	10-16	L
1/30/26	Eastern Michigan	23-35	L
2/2/26	Detroit	22-29	L
2/6/26	Western Michigan	25-30	L
2/11/26	Marquette	25-29	L
2/13/26	Earlham	21-26	L
2/16/26	Notre Dame	25-40	L
2/19/26	Carnegie Institute	27-22	W
2/26/26	Western Michigan	15-38	L
3/6/26	MSC Alumni	38-40	L

BENJAMIN  
VanALSTYNE1926-49  
231-163 (.586)

Benjamin VanAlstyne holds many MSU coaching records, including longest tenure (22 years) and most winning seasons (17). He is third in career victories with 231. VanAlstyne was a graduate of Colgate, where he starred in football, baseball and basketball. He came to MSC in 1926 after five seasons at Ohio Wesleyan. VanAlstyne coached MSU's first All-American, Roger Grove, in 1930. Some of his greatest victories included a 27-26 victory over Michigan in 1930 at the dedication of Demonstration Hall, and a 66-50 upset over Kentucky in 1945 that was named "Coca-Cola Upset of the Week." His 47-45 loss to Kentucky in 1948 set the record for the largest crowd in Jenison Field House history. After he finished his coaching career at MSC, VanAlstyne continued as the MSC golf coach, where he was also very successful. He left MSU in 1961 and passed away in 1972 at the age of 72.

## 1926-27

(7-11 Overall)

DATE	OPPONENT	MSU-OPP	W/L
12/8/26	Adrian	33-29	W
12/11/26	Michigan	13-34	L
12/18/26	Chicago	24-33	L
12/20/26	Northwestern	22-34	L
1/8/27	Marquette	35-32	W
1/12/27	Albion	31-37	L
1/14/27	Butler	16-53	L
1/15/27	Concordia	45-25	W
1/19/27	Detroit	30-23	W
1/21/27	Lake Forest	39-30	W
1/22/27	Marquette	12-24	L
1/29/27	Notre Dame	15-36	L

1/31/27	Butler	23-29	L
2/9/27	Hope	46-31	W
2/12/27	Detroit	27-30	L
2/18/27	Pittsburgh	34-36	L
2/23/27	Notre Dame	22-34	L
2/25/27	MSC Alumni	36-24	W

## 1927-28

(11-4 Overall)

DATE	OPPONENT	MSU-OPP	W/L
12/7/27	Adrian	30-25	W
12/10/27	Michigan	23-43	L
1/3/28	Ohio Northern	39-25	W
1/7/28	Hillsdale	58-24	W
1/13/28	Detroit	27-23	W
1/16/28	Coe	35-25	W
1/20/28	Loyola (Chicago)	21-23	L
1/21/28	Marquette	18-21	L
1/28/28	Notre Dame	25-29	L
2/3/28	Hope	36-21	W
2/8/28	Notre Dame	26-16	W
2/8/28	Albion	52-20	W
2/11/28	Kalamazoo	36-24	W
2/17/28	Detroit	17-13	W
2/25/28	Marquette	30-25	W

## 1928-29

(11-5 Overall)

DATE	OPPONENT	MSU-OPP	W/L
12/7/28	Michigan	31-24	W
12/14/28	Hillsdale	47-15	W
1/2/29	Penn State	16-14	W
1/3/29	Cornell	38-24	W
1/7/29	Ohio Wesleyan	28-31	L
1/11/29	Marquette	29-19	W
1/18/29	Detroit	27-13	W
1/23/29	Notre Dame	24-29	L
1/26/29	Kalamazoo	30-22	W
2/1/29	Colgate	35-36	L
2/2/29	Syracuse	17-24	L
2/8/29	Hope	51-18	W
2/15/29	Detroit	40-15	W
2/22/29	Notre Dame	27-28	L
3/1/29	Lake Forest	49-16	W
3/4/29	Marquette	26-15	W

## 1929-30

(12-4 Overall)

DATE	OPPONENT	MSU-OPP	W/L
1/1/30	Syracuse	19-21	L
1/4/30	Ohio Wesleyan	30-14	W
1/9/30	Detroit	26-20	W
1/16/30	Bethany	27-36	L
1/17/30	Carnegie Institute	35-23	W
1/22/30	Notre Dame	28-21	W
1/25/30	Detroit	21-18	W
1/28/30	Hope	55-16	W
1/31/30	Marquette	24-17	W
2/7/30	Kalamazoo	33-12	W
2/11/30	Bethany	36-32	W
2/14/30	Oberlin	24-10	W
2/15/30	Michigan	27-26	W
2/18/30	Notre Dame	17-29	L
2/21/30	Hillsdale	34-28	W
3/1/30	Marquette	14-21	L



## YEAR-BY-YEAR RESULTS

## SPARTANS

## 1930-31

(16-1 Overall)

DATE	OPPONENT	MSU-OPP	W/L
12/5/30	Cincinnati	22-8	W
12/13/30	Michigan	22-32	L
12/29/30	Brigham Young	29-28	W
1/1/31	Ohio Wesleyan	25-17	W
1/9/31	Marquette	19-16	W
1/13/31	Xavier (Ohio)	32-19	W
1/16/31	Colgate	41-31	W
1/17/31	Colgate	50-30	W
1/23/31	Kalamazoo	46-10	W
1/27/31	Central State	31-18	W
1/30/31	Western Reserve	25-24	W
1/31/31	Oberlin	33-22	W
2/6/31	Alma	42-20	W
2/10/31	Detroit	34-16	W
2/14/31	Loyola (Chicago)	24-16	W
2/21/31	Detroit	16-11	W
2/28/31	Marquette	24-21	W

## 1931-32

(12-5 Overall)

DATE	OPPONENT	MSU-OPP	W/L
12/3/31	Alma	39-12	W
12/12/31	Michigan	5-27	L
1/1/32	Ohio	29-15	W
1/2/32	Cornell	29-26	W
1/8/32	Western Reserve	17-15	W
1/9/32	Notre Dame	25-28	L
1/15/32	Xavier	22-20	W
1/19/32	Detroit	22-13	W
1/29/32	Colgate	30-21	W
1/30/32	Colgate	29-28	W
2/6/32	Kalamazoo	17-9	W
2/13/32	Michigan	14-13	W
2/15/32	Marquette	25-23	W
2/17/32	Detroit	35-34	W
2/20/32	Xavier	24-31	L
2/23/32	Notre Dame	20-28	L
2/25/32	Marquette	18-43	L

## 1932-33

(10-7 Overall)

DATE	OPPONENT	MSU-OPP	W/L
12/3/32	Albion	31-29	W
12/10/32	Michigan	20-17	W
12/30/32	Wisconsin	16-26	L
1/3/33	Syracuse	23-16	W
1/9/33	Notre Dame	19-34	L
1/12/33	Marquette	28-32	L
1/16/33	Buffalo	29-18	W
1/17/33	Colgate	40-26	W
1/21/33	Olivet	35-13	W
1/27/33	Xavier	19-16	W
1/28/33	Mieji U. (Japan)	63-15	W
2/4/33	Kalamazoo	29-12	W
2/11/33	Michigan	16-28	L
2/15/33	Detroit	30-28	W
2/18/33	Detroit	16-27	L
2/24/33	Notre Dame	25-30	L
2/25/33	Marquette	21-28	L

## 1933-34

(12-5 Overall)

DATE	OPPONENT	MSU-OPP	W/L
12/4/33	Olivet	23-16	W
12/13/33	Michigan	26-25	W
1/2/34	Mississippi State	35-25	W
1/6/34	Notre Dame	33-34	L
1/12/34	Buffalo	37-30	W
1/13/34	Syracuse	21-27	L
1/18/34	Marquette	24-26	L
1/22/34	Eastern Michigan	34-27	W
1/26/34	Central Michigan	32-27	W
2/3/34	Loyola (Chicago)	36-15	W
2/5/34	Wisconsin	23-22	W
2/10/34	Michigan	33-26	W
2/14/34	Detroit	27-20	W
2/17/34	Detroit	28-22	W
2/21/34	Notre Dame	19-28	L
2/23/34	Marquette	16-40	L
2/24/34	Loyola (Chicago)	22-20	W

## 1934-35

(14-4 Overall)

DATE	OPPONENT	MSU-OPP	W/L
12/1/34	Central Michigan	43-14	W
12/5/34	Kalamazoo	30-25	W
12/15/34	Michigan	25-31	L
12/22/34	Northwestern	26-39	L
12/24/34	Loyola (Chicago)	26-19	W
12/27/34	Stanford	25-18	W
12/31/34	Wisconsin	21-23	L
1/4/35	Wayne State	31-17	W
1/8/35	Eastern Michigan	35-14	W
1/12/35	Western Reserve	34-33	W
1/17/35	Marquette	30-29	W
1/21/35	Hillsdale	45-24	W
1/24/35	Eastern Michigan	53-28	W
1/26/35	Wayne State	37-20	W
2/4/35	Western Reserve	36-17	W
2/9/35	Michigan	30-28	W
2/13/35	Kentucky	32-26	W
2/18/35	Marquette	17-20	L

## 1935-36

(8-9 Overall)

DATE	OPPONENT	MSU-OPP	W/L
12/2/35	Albion	36-28	W
12/6/35	Wisconsin	21-26	L
12/14/35	Michigan	24-35	L
12/21/35	Northwestern	25-29	L
12/30/35	West Virginia	25-24	W
1/1/36	Syracuse	34-38	L
1/3/36	Temple	24-47	L
1/8/36	Kalamazoo	32-14	W
1/10/36	Loyola (Chicago)	32-20	W
1/17/36	Marquette	20-21	L
1/18/36	Marquette	35-31	W
1/21/36	Kentucky	19-27	L
1/25/36	Eastern Michigan	37-24	W
1/29/36	Eastern Michigan	18-15	W
2/1/36	Butler	21-24	L
2/15/36	Michigan	23-41	L
2/22/36	Marquette	29-28	W

## 1936-37

(5-12 Overall)

DATE	OPPONENT	MSU-OPP	W/L
12/9/36	Albion	32-22	W
12/12/36	Michigan	21-34	L
1/2/37	Kentucky	21-28	L
1/6/37	Kalamazoo	39-18	W
1/8/37	Case	34-38	L
1/9/37	Geneva	42-41	W
1/14/37	Kentucky	24-23	W
1/16/37	Marquette	25-32	L
1/19/37	Syracuse	36-30	W
1/23/37	Northwestern	29-44	L
1/26/37	Hawaiian All-Stars	24-25	L
1/29/37	Hope	21-25	L
2/6/37	Wisconsin	17-22	L
2/8/37	Butler	21-27	L
2/13/37	Michigan	31-38	L
2/16/37	DePaul	21-23	L
2/20/37	Marquette	26-31	L

## 1937-38

(9-8 Overall)

DATE	OPPONENT	MSU-OPP	W/L
12/9/37	Hope	51-27	W
12/11/37	Michigan	40-43	L
12/22/37	Iowa	52-37	W
12/30/37	Missouri	43-33	W
1/1/38	Case	48-34	W
1/5/38	California	29-31	L
1/8/38	Kentucky	43-38	W
1/11/38	Hawaiian All-Stars	55-31	W
1/14/38	Buffalo	65-35	W
1/15/38	Syracuse	46-59	L
1/22/38	Marquette	24-41	L
1/28/38	Butler	21-15	W
2/5/38	Wisconsin	27-30	L
2/7/38	Kentucky	27-44	L
2/12/38	Michigan	41-35	W
2/19/38	Marquette	26-40	L
2/21/38	Notre Dame	32-48	L

## 1938-39

(9-8 Overall)

DATE	OPPONENT	MSU-OPP	W/L
12/7/38	Kalamazoo	36-26	W
12/10/38	Michigan	34-41	L
12/17/38	Oberlin	58-23	W
12/28/38	Penn State	35-21	W
12/31/38	Indiana	33-37	L
1/2/39	Loyola (Chicago)	44-46	L
1/7/39	Central Michigan	29-24	W
1/14/39	Western Reserve	36-21	W
1/21/39	Butler	33-34	L
1/23/39	Tennessee	35-31	W
1/28/39	Butler	39-29	W
2/4/39	Wisconsin	37-39	L
2/11/39	Michigan	25-30	L
2/13/39	Marquette	35-29	W
2/15/39	Temple	29-25	W
2/20/39	Marquette	36-38	L
2/24/39	Wayne State	33-40	L





## YEAR-BY-YEAR RESULTS

## 1939-40

(14-6 Overall)

DATE	OPPONENT	MSU-OPP	W/L
12/4/39	Kalamazoo	42-22	W
12/9/39	Michigan	27-33	L
12/16/39	Washington State	52-44	W
12/18/39	Creighton	32-30	W
12/19/39	Creighton	38-21	W
12/22/39	California	37-41	L
12/27/39	Oregon State	33-38	L
12/28/39	Oregon State	36-26	W
1/1/40	Loyola (Chicago)	30-22	W
1/6/40	*Tennessee	29-20	W
1/8/40	Syracuse	31-29	W
1/15/40	Marquette	48-19	W
1/20/40	Michigan	27-32	L
1/26/40	Long Island	25-34	L
1/27/40	Temple	40-42	L
1/29/40	Baltimore	39-28	W
2/3/40	Wisconsin	48-41	W
2/14/40	Wayne State	46-29	W
2/24/40	Marquette	21-17	W
3/1/40	Temple	44-28	W

\* First game played at Jenison Field House

## 1940-41

(11-6 Overall)

DATE	OPPONENT	MSU-OPP	W/L
12/2/40	Kalamazoo	48-29	W
12/7/40	Michigan	14-42	L
12/21/40	Ohio State	46-38	W
12/23/40	Iowa	34-40	L
12/30/40	Creighton	29-37	L
12/31/40	Creighton	34-29	W
1/4/41	Long Island	31-26	W
1/6/41	Temple	37-35	W
1/10/41	Marquette	25-18	W
1/13/41	Temple	23-22	W
1/18/41	West Virginia	44-35	W
1/25/41	Notre Dame	39-46	L
2/8/41	West Virginia	31-40	L
2/12/41	Michigan	35-32	W
2/19/41	Long Island	23-24	L
2/22/41	Marquette	37-36	W
3/1/41	Notre Dame	44-35	W

## 1941-42

(15-6 Overall)

DATE	OPPONENT	MSU-OPP	W/L
12/2/41	Fl. Custer Officers	50-29	W
12/8/41	Central Michigan	29-23	W
12/13/41	Michigan	20-37	L
12/20/41	South Carolina	41-29	W
12/24/41	Harvard	39-28	W
12/27/41	Syracuse	33-31	W
12/29/41	Rochester	27-28	L
1/2/42	Washington	42-45	L
1/6/42	Great Lakes N.T.S.	33-31	W
1/10/42	Western Reserve	51-22	W
1/16/42	Marquette	51-40	W
1/22/42	Cincinnati	37-30	W
1/24/42	Notre Dame	49-52	L
1/26/42	Butler	40-39	W
1/31/42	Detroit	32-28	W
2/6/42	Cincinnati	36-30	W
2/7/42	Butler	36-38	L
2/11/42	Michigan	57-34	W
2/16/42	Detroit	37-39	L
2/21/42	Marquette	47-45	W
2/28/42	Notre Dame	46-43	W

## 1942-43

(2-14 Overall)

DATE	OPPONENT	MSU-OPP	W/L
12/7/42	Michigan	31-36	L
12/29/42	Oregon State	29-33	L
1/1/43	Harvard	28-31	L
1/4/43	Michigan	26-29	L
1/9/43	Great Lakes N.T.S.	34-38	L
1/11/43	Marquette	32-41	L
1/13/43	Minnesota	32-46	L
1/19/43	Dearborn N.T.S.	55-24	W
1/23/43	DePaul	37-45	L
1/29/43	Camp Grant	31-39	L
2/4/43	Romulus A.A.B.	69-27	W
2/6/43	Notre Dame	34-45	L
2/11/43	Great Lakes N.T.S.	39-56	L
2/15/43	Marquette	36-47	L
2/20/43	Camp Grant	31-43	L
2/27/43	Notre Dame	42-45	L

## 1942-43 Roster

#	Name (Ht., Pos.)	PPG*
3	Daniel Pjesky (5-11, G)	
4	Fred Stone (6-6, C)	
5	Carl Petroski (6-0, C)	
6	Oliver White (6-1, F)	
7	William Krall (6-7, C)	
8	Roy Deihl (5-9, F)	
9	Nicholas Hashu (6-0, G)	
10	Albert Peppier (5-11, C)	
11	Floyd May (6-0, F)	
12	Jack Gale (5-10, F/G)	
14	Billy Jo Hanson (6-0, G)	
15	Roy Crissey (6-1, F)	
16	John Cawood (6-3, F)	
17	Dave Phillips (5-11, G)	
18	Eugene Strang (6-1, G)	
19	James Jacobs (6-0, F)	
20	James Fry (G/F)	
21	Richard Holloway (5-10, G)	
22	Alvin Schmidt (6-0, G)	
24	Chet Aubuchon (5-9, G)	
25	Clayton Kowalk (5-11, F/G)	
26	George Weber (5-11, F)	

\* Stats not available

## 1943-44

Season suspended because of World War II

## 1944-45

(9-7 Overall)

DATE	OPPONENT	MSU-OPP	W/L
12/2/44	Drake	44-36	W
12/9/44	Ohio State	31-58	L
12/28/44	Ohio State	31-67	L
12/30/44	Iowa	29-66	L
1/6/45	Cincinnati	37-39	L
1/8/45	Albion	72-36	W
1/12/45	Cincinnati	50-54	L
1/13/45	Kentucky	35-66	L
1/18/45	Eastern Michigan	75-31	W
1/20/45	Wayne State	47-38	W
1/22/45	Albion	58-38	W
1/27/45	*Temple	47-64	L
2/5/45	Kentucky	66-50	W
2/14/45	Detroit	53-29	W
2/19/45	Kalamazoo	81-26	W
2/24/45	Detroit	62-38	W

\* at Buffalo, N.Y.

## 1944-45 Roster

#	Name (Ht., Year., Pos.)	PPG
3	Joe Beyer (5-10, Fr., G)	5.4
4	Charles Frankel (6-3, Fr., C)	4.0
5	Richard Young (6-1, Fr., F)	0.8
6	Sam Fortino (6-2, Jr., F)	11.9
7	Jack Breslin (6-0, Jr., G)	2.4
8	Paul Bauman (5-10, Fr., F/G)	3.1
9	Nicholas Hashu (6-1, Jr., G)	4.5
10	Robert O'Leary (6-0, Fr., F)	1.5
11	Jacob Milliken (5-11, Fr., F)	--
12	Earl Morrison (5-8, Fr., G)	--
14	LeRoy Gunderson (6-3, So., C)	1.0
15	James Currier (6-2, Fr., C)	--
16	John Burdick (6-1, Fr., F)	0.5
17	Richard Massuch (6-1, Fr., G)	0.0
18	Richard Johnson (5-7, Fr., G)	--
19	David Schmidt (6-2, So., F/C)	--
20	James Prueett (5-11, So., G)	--
21	William Rapchak (6-1, Fr., F/C)	11.8
22	William Krall (6-7, Jr., C)	3.7

## 1945-46

(12-9 Overall)

DATE	OPPONENT	MSU-OPP	W/L
12/1/45	Michigan	39-47	L
12/5/45	Great Lakes N.T.S.	49-53	L
12/24/45	Minnesota	50-48	W
12/27/45	Ohio State	42-62	L
1/2/46	Syracuse	76-48	W
1/5/46	Cincinnati	69-38	W
1/7/46	Michigan	49-36	W
1/12/46	Kentucky	44-55	L
1/15/46	Wayne State	43-37	W
1/18/46	DePaul	52-58	L
1/23/46	Detroit	40-38	W
1/31/46	Notre Dame	57-62	L
2/2/46	Kentucky	51-59	L
2/4/46	Cincinnati	69-39	W
2/7/46	Wayne State	46-45	W
2/9/46	Detroit	58-46	W
2/11/46	Great Lakes N.T.S.	58-59	L
2/16/46	Ohio State	64-41	W
2/20/46	Notre Dame	54-56	L
2/23/46	Wisconsin	59-48	W
3/1/46	Wisconsin	56-52	W

## 1945-46 Roster

#	Name (Ht., Year., Pos.)	PPG*
3	Joe Beyer (5-10, So., G)	
5	Dudley Jones (6-1, Jr., G/F)	
6	Sam Fortino (6-2, Sr., F)	
7	John Granack (5-11, Fr., F)	
8	Oliver White (6-0, Sr., G/F)	
9	Keith Krause (6-0, So., F)	
10	Albert Peppier (5-11, Jr., G)	
11	Dan Pjesky (5-11, Jr., G)	
12	Joe Krakora (6-1, Fr., G)	
14	Warren Huey (6-0, Fr., F)	
15	Don Waldron (5-11, Fr., G)	
16	Donald Joyce (6-1, Fr., G)	
17	Robin Roberts (6-0, Fr., F)	
18	Roy Schwochow (6-3, Fr., C)	
19	George Francke (6-4, Fr., C)	
20	Matthew Mazza (6-2, Fr., C)	
21	John Cawood (6-4, Fr., C)	
22	Bill Krall (6-8, Sr., C)	

\* Stats not available

# YEAR-BY-YEAR RESULTS

# SPARTANS

## 1946-47

(11-10 Overall)

DATE	OPPONENT	MSU-OPP	W/L
12/7/46	Michigan	29-51	L
12/20/46	Stanford	57-45	W
12/28/46	Wayne State	52-25	W
12/31/46	Syracuse	61-57	ot W
1/2/47	Arizona	43-45	L
1/4/47	Georgia Tech	62-52	W
1/6/47	Marquette	53-51	W
1/11/47	Detroit	52-44	W
1/14/47	Notre Dame	56-74	L
1/18/47	Minnesota	59-73	L
1/20/47	Wisconsin	48-58	L
1/25/47	DePaul	45-52	L
1/27/47	Kentucky	36-86	L
2/1/47	Wayne State	49-36	W
2/3/47	Marquette	56-55	W
2/8/47	Notre Dame	54-70	L
2/11/47	Virginia	51-46	W
2/15/47	Ohio State	46-58	L
2/19/47	Detroit	55-48	W
2/22/47	Boston College	70-49	W
3/1/47	Michigan	47-59	L

### 1946-47 Roster

#	Name (Ht., Year., Pos.)	PPG
3	Robert Carpenter (5-11, So., F)	0.5
4	Robert Stevens (5-11, So., F)	3.0
5	Hugh Dawson (5-11, Fr., G)	1.2
6	Clayton Kowalk (5-11, Jr., G)	1.3
7	Albert Peppier (5-11, Jr., G)	2.2
8	Oliver White (6-0, Sr., G/F)	8.4
9	Robert Robbins (6-2, Fr., F)	3.5
10	John Granack (5-11, So., F)	0.6
11	Robin Roberts (6-0, So., F)	9.0
12	John Cawood (6-4, So., C)	6.4
14	Joe Barta (6-0, Fr., G)	0.0
15	Don Waldron (5-11, So., G)	5.1
16	Lynn Chandross (6-2, Fr., F)	1.4
18	Robert Geahan (6-1, So., F)	11.2
19	Jack Wulf (6-8, So., F)	2.4
20	Matthew Mazza (6-2, So., G)	1.6
21	David Lumsden (6-5, Jr., C)	3.8
22	Fred Stone (6-6, Sr., C)	2.0
	W. Bevis Fraser (6-2, So., G)	0.0
	Richard Olson (6-1, So., C)	0.0
	Harold DeVoll (6-4, So., C)	0.0

## 1947-48

(12-10 Overall)

DATE	OPPONENT	MSU-OPP	W/L
12/18/47	Michigan	43-38	W
12/20/47	Purdue	48-50	L
12/23/47	Indiana	64-60	W
12/27/47	Wayne State	57-55	W
12/29/47	Harvard	53-47	ot W
1/3/48	Wash. (St. Louis)	46-45	W
1/5/48	Missouri	44-46	L
1/10/48	Kentucky	45-47	L
1/13/48	Marquette	57-54	W
1/17/48	Western Reserve	65-57	W
1/20/48	Detroit	52-34	W
1/24/48	DePaul	42-52	L
1/26/48	Detroit	66-31	W
1/31/48	Minnesota	63-69	L
2/3/48	DePaul	49-63	L
2/9/48	Wisconsin	39-51	W
2/14/48	Marquette	53-48	W
2/17/48	Notre Dame	44-51	L
2/21/48	Ohio State	50-72	L
2/24/48	Notre Dame	54-50	W
2/28/48	Wayne State	63-49	W
3/6/48	Michigan	28-69	L

### 1947-48 Roster

#	Name (Ht., Year., Pos.)	PPG
3	Robert Geahan (6-1, Jr., F)	7.5
4	Matthew Mazza (6-2, Jr., G)	--
5	Hugh Dawson (5-11, So., G)	3.9
6	Don Waldron (5-11, Jr., G)	4.5
7	Robert Brannum (6-5, Jr., C)	15.6
8	Jack Wulf (6-8, So., C)	2.8
9	Robert Robbins (6-2, So., F)	5.9
10	Stanley Petela (6-1, So., G)	1.8
11	Robert Carpenter (5-11, Jr., F)	0.0
12	Robert Stevens (5-11, Jr., F)	1.8
14	William Rapchak (6-1, So., F)	6.4
15	Joe Barta (6-0, So., G)	--
16	Leon Hess (6-3, So., G)	2.1
18	Frank McNaughton (6-2, So., F)	0.8
19	Fred Jackson (6-1, So., C)	--
20	Donn Joyce (6-1, Jr., G)	--
	David Lumsden (6-2, So., C)	--
	Ben Sierra (6-0, So., G)	--
	Lynn Chandross (6-2, So., F)	1.0

## 1948-49

(9-12 Overall)

DATE	OPPONENT	MSU-OPP	W/L
11/27/48	Alma	46-33	W
11/27/48	Hillsdale	53-43	W
12/4/48	Michigan	33-66	L
12/6/48	Indiana	36-48	L
12/18/48	Iowa	49-43	W
12/20/48	Cornell	45-56	L
12/29/48	Mississippi State	74-28	W
1/7/49	Marquette	48-68	L
1/10/49	Detroit	66-49	W
1/14/49	Western Reserve	44-43	W
1/17/49	Detroit	34-35	L
1/22/49	Wayne State	37-35	2ot W
1/27/49	Wayne State	63-48	W
1/31/49	Michigan	38-49	L
2/3/49	Notre Dame	47-63	L
2/5/49	Marquette	42-59	L
2/12/49	Purdue	48-66	L
2/19/49	Virginia	62-43	W
2/21/49	Minnesota (-/6)	47-57	L
2/23/49	Notre Dame	41-43	L
2/28/49	Ohio State (-/18)	51-70	L

### 1948-49 Roster

#	Name (Ht., Year., Pos.)	PPG
3	Robert Geahan (6-1, Sr., F)	5.2
4	Albert Cummins (5-10, Jr., G)	--
5	Hugh Dawson (6-0, Jr., G)	2.5
6	William Rapchak (6-1, Jr., F)	10.5
7	John Granack (6-0, Jr., F)	6.7
8	Robert Stevens (5-11, Sr., F)	1.6
9	Robert Robbins (6-2, Jr., G)	3.7
10	Jay Cochran (6-2, So., F)	--
11	James Snodgrass (6-1, So., G)	7.3
12	Robert Kane (6-0, So., F)	--
14	Ray Steffen (6-4, So., C)	5.2
15	Jack Wulf (6-8, Sr., C)	6.0
16	Jack Finn (6-4, Jr., C)	--
17	Leon Hess (6-2, Jr., C)	--
18	David Lumsden (6-4, Jr., C)	--
19	Donn Joyce (6-0, Sr., G)	0.6
20	Stanley Petela (6-0, Jr., F)	--
22	Paul Jorden (6-0, Jr., G)	--
21	Robert McManus (6-4, So., C)	0.4



## ALTON KIRCHER

1949-50 \* 4-18 (.182)

Alton Kircher took over as head coach for Ben VanAlstyne

after six seasons as an assistant. He coached for only one season, posting a 4-18 mark. Kircher was one of MSC's greatest all-around athletes, serving as the starting quarterback on the football team, captain of the basketball team and playing on the baseball team. He would later coach at Washington State.

## 1949-50

(4-18 Overall)

DATE	OPPONENT	MSU-OPP	W/L
12/3/49	Michigan	49-52	L
12/5/49	Iowa	53-73	L
12/10/49	Indiana	58-73	L
12/17/49	Missouri	54-73	L
12/22/49	Georgia Tech	60-68	L
12/23/49	Northwestern	46-68	L
12/28/49	*Harvard	57-68	L
12/29/49	*Cornell	61-54	W
1/2/50	Indiana	50-60	L
1/7/50	Notre Dame	65-76	L
1/9/50	Detroit	55-66	L
1/13/50	Marquette	81-64	W
1/18/50	Notre Dame	65-71	L
1/23/50	Minnesota (-/16)	56-73	L
1/28/50	Western Reserve	54-57	L
2/4/50	Purdue	53-69	L
2/6/50	Wisconsin (-/17)	47-66	L
2/11/50	Ohio State (-/4)	43-87	L
2/14/50	Detroit	57-54	W
2/17/50	Wayne State	68-44	W
2/20/50	Michigan	53-70	L
2/25/50	Marquette	58-75	L

\* Holiday Tournament (East Lansing)

### 1949-50 Roster

#	Name (Ht., Year., Pos.)	PPG
	William Bower (5-11, So., F)	2.3
	Robert Carey (6-5, So., C)	--
	William Carey (6-1, So., G)	8.8
	Albert Cummins (5-10, Sr., F)	--
	Hugh Dawson (6-0, Sr., F)	--
	Victor DeRose (6-0, So., F)	--
	William Eckstrom (6-2, So., G)	--
	John Finn (6-4, Sr., C)	--
	Victor Hahn (6-2, Jr., F)	--
	Leon Hess (6-2, Sr., G)	--
	Gerald Holstein (6-4, So., C)	--
	Robert McManus (6-3, Jr., G)	--
	Clarence Means (5-11, So., F)	1.4
	John Moore (6-7, So., C)	--
	Robert Nagel (6-2, So., G)	--
	Robert Price (6-3, So., G)	--
	William Rapchak (6-1, Sr., F)	7.4
	Robert Robbins (6-3, Sr., G)	--
	Daniel Smith (6-0, So., F)	9.4
	James Snodgrass (6-1, Jr., G)	9.3
	Gordon Stauffer (6-0, So., G)	5.3
	Ray Steffen (6-4, Jr., C)	3.8

## YEAR-BY-YEAR RESULTS


**PETE  
NEWELL**
**1950-54 \* 45-42 (517)**

Pete Newell took over in 1950 with the challenge of

leading the Spartans into the Big Ten. In Newell's first season, he led the Spartans to a victory in their first Big Ten game, a 67-62 win over Northwestern. Newell came to MSC from San Francisco where he led his 1949 squad to an NIT title. His 1951-52 MSC squad was the first ranked Spartan team and also registered a win over No. 14 Notre Dame, the first win over a ranked opponent in school history. One of his biggest wins was a 1952 defeat of No.2-ranked Kansas State. After four seasons, Newell left to coach the University of California, where he won a national title in 1959. He led a group of college all-stars to the gold medal in the 1960 Rome Olympics, becoming the first coach to win NIT, NCAA and Olympic Championships. In 1979 he was inducted into the Basketball Hall of Fame. He passed away in 2008 at the age of 93.

## 1950-51

*(10-11 Overall; 5-9 - 7th Big Ten)*

DATE	OPPONENT	MSU-OPP	W/L
12/2/50	Wayne State	51-50	W
12/5/50	Detroit	45-31	W
12/19/50	Marquette	74-42	W
12/29/50	*Penn State	51-44	W
12/30/50	*Princeton	46-52	L
1/6/51	#Northwestern	67-62	W
1/8/51	Wisconsin	52-53	L
1/13/51	Indiana	37-47	L
1/15/51	Iowa	42-46	L
1/20/51	Michigan	49-36	W
1/25/51	Notre Dame	60-43	W
1/27/51	Ohio State	49-58	L
1/29/51	Purdue	55-59	ot L
2/5/51	Minnesota	50-44	W
2/12/51	Northwestern	52-48	W
2/17/51	Michigan	43-32	W
2/19/51	Notre Dame	46-56	L
2/24/51	Wisconsin	29-35	L
2/26/51	Minnesota	39-56	L
3/3/51	Iowa	52-65	L
3/5/51	Illinois (-/6)	43-49	L

\* Holiday Tournament (East Lansing)

# First Big Ten game for MSU

### 1950-51 Roster

#	Name (Ht., Year., Pos.)	PPG
3	Sonny Means (5-11, Jr., G.)	4.6
4	William Bower (5-11, Jr., F)	7.0
5	Erik Furseth (6-3, So., F)	1.8
6	Robert Johnson (6-2, So., F)	0.8
7	Thomas McAuliffe (6-0, Jr., G)	2.4
8	Robert Carey (6-5, Jr., C)	8.3
10	Gene Rhodes (5-11, Fr., G)	2.0
11	James Snodgrass (6-1, Sr., G)	4.8
12	William Eckstrom (6-3, Jr., F)	2.6
13	William Carey (6-1, Jr., F)	1.7
14	Raymond Steffen (6-5, Sr., C)	8.9
15	John Moore (6-7, So., C)	0.7
17	Leif Carlson (6-2, Jr., F)	4.5
18	Gordon Stauffer (6-0, Jr., G)	5.9

## 1951-52

*(13-9 Overall; 6-8 - T-5th Big Ten)*

DATE	OPPONENT	MSU-OPP	W/L
12/1/51	Wayne State	52-43	W
12/13/51	Denver	50-48	W
12/15/51	Marquette	53-47	W
12/18/51	Detroit	52-47	W
12/28/51	*Dartmouth	47-42	W
12/29/51	*Princeton	52-46	W
1/2/52	Notre Dame (20/14)	66-52	W
1/5/52	Iowa (20/-)	60-61	L
1/7/52	Northwestern (20/-)	82-49	W
1/12/52	Minnesota (19/-)	49-55	L
1/15/52	Notre Dame	48-56	L
1/19/52	Michigan	36-50	L
1/21/52	Wisconsin	50-39	W
1/26/52	Purdue	56-47	W
2/2/52	Northwestern	76-86	L
2/9/52	Ohio State	70-52	W
2/11/52	Illinois	62-84	L
2/16/52	Wisconsin	57-55	W
2/18/52	Minnesota	58-60	L
2/25/52	Iowa	52-64	L
3/1/52	Michigan	80-59	W
3/3/52	Indiana	67-70	L

\* Holiday Tournament (East Lansing)

### 1951-52 Roster

#	Name (Ht., Year., Pos.)	PPG
3	Sonny Means (5-11, Sr., G.)	5.2
4	William Bower (5-11, Sr., F)	9.4
5	Erik Furseth (6-3, Jr., F)	2.6
6	Robert Johnson (6-2, Jr., F)	---
7	Rickey Ayala (5-5, So., G)	4.0
8	Robert Carey (6-5, Sr., C/F)	9.3
9	Richard Wesling (5-10, So., G)	1.5
10	Gene Rhodes (5-11, Jr., G)	0.0
11	James Schlatter (5-10, So., G)	0.9
12	William Eckstrom (6-3, Sr., F)	1.2
13	DeNeal Hartman (6-3, So., C/F)	4.7
14	Keith Stackhouse (6-2, So., F)	11.8
15	Hugh MacMaster (6-6, So., C)	1.7
16	Paul Hinkin (6-4, So., C/F)	2.0
17	Leif Carlson (6-2, Sr., F)	3.3
18	Gordon Stauffer (6-0, Sr., G)	9.6

## 1952-53

*(13-9 Overall; 11-7 - T-3rd Big Ten)*

DATE	OPPONENT	MSU-OPP	W/L
12/6/52	Marquette	62-51	W
12/19/52	*UCLA (-/12)	55-60	L
12/20/52	*Kansas State (-/2)	80-63	W
12/27/52	Northwestern	52-47	W
12/30/52	Minnesota (-/9)	47-64	L
1/3/53	Ohio State	68-57	W
1/5/53	Indiana (-/12)	62-69	L
1/10/53	Iowa	68-61	W
1/17/53	Michigan	66-64	W
1/19/53	Illinois (-/4)	64-76	L
1/24/53	Northwestern	76-63	W
1/31/53	Minnesota	64-60	W
2/7/53	Ohio State	62-73	L
2/9/53	Iowa	60-48	W
2/14/53	Indiana (-/2)	50-65	L
2/16/53	Notre Dame	64-72	L
2/21/53	Purdue	68-57	W
2/23/53	Wisconsin	53-45	W
2/28/53	Purdue	77-72	W
3/2/53	Illinois (-/10)	53-66	L
3/7/53	Michigan	55-52	W
3/9/53	Wisconsin	51-58	L

\* Holiday Tournament (East Lansing)

### 1952-53 Roster

#	Name (Ht., Year., Pos.)	PPG
3	Robert Devenny (5-10, So., G)	4.3
4	Melvin Pine (5-11, So., G)	---
5	Erik Furseth (6-3, Sr., F)	2.4
6	Robert Johnson (6-1, Sr., F)	0.8
7	Rickey Ayala (5-5, Jr., G)	5.0
9	Richard Wesling (5-10, So., G)	6.6
10	Gene Rhodes (5-11, Sr., G)	1.5
11	James Schlatter (5-11, Jr., G)	4.4
12	Robert Armstrong (6-8, So., C)	10.4
13	Paul Hinkin (6-4, Jr., C/F)	0.4
14	Keith Stackhouse (6-1, Jr., F)	12.4
15	Robert McCullough (6-7, So., C)	0.8
17	Donald Butcher (6-2, So., F)	---
18	Donald Corbitt (5-11, So., G)	0.0
19	DeNeal Hartman (6-4, Jr., C/F)	3.3
20	James Harris (6-3, So., F)	0.4
22	Al Ferrari (6-2, So., F)	16.0

## 1953-54

*(9-13 Overall; 4-10 - 8th Big Ten)*

DATE	OPPONENT	MSU-OPP	W/L
12/5/53	Creighton	88-51	W
12/17/53	Marquette	65-60	W
12/19/53	USC	81-63	W
12/22/53	Pittsburgh	83-51	W
12/30/53	USC	73-75	L
12/31/53	UCLA (-/14)	57-67	L
1/4/54	Iowa	63-73	L
1/5/54	Kansas State	78-63	W
1/9/54	Illinois (-/15)	60-59	W
1/16/54	Michigan	62-64	L
1/18/54	Wisconsin	53-57	L
1/23/54	Ohio State	83-76	W
1/30/54	Minnesota (-/8)	71-79	L
2/1/54	Northwestern	65-62	W
2/6/54	Indiana (-/3)	74-79	L
2/9/54	Notre Dame	71-74	L
2/13/54	Purdue	50-64	L
2/20/54	Indiana (-/3)	61-63	L
2/22/54	Northwestern	71-80	L
2/27/54	Iowa (-/20)	48-60	L
3/1/54	Wisconsin	56-79	L
3/6/54	Michigan	76-61	W

### 1953-54 Roster

#	Name (Ht., Year., Pos.)	PPG
3	Robert Devenny (5-11, Jr., G)	6.2
4	Harry Koustik (5-8, So., G)	0.0
5	James Raymond (5-11, So., G)	0.6
6	David Raspler (6-0, So., G)	---
7	Rickey Ayala (5-5, Sr., G)	---
9	Donald Corbitt (5-11, Jr., G)	1.2
10	William Hillemeier (6-5, So., F)	---
11	James Schlatter (5-11, Sr., G)	2.9
12	Robert Armstrong (6-8, Jr., C)	9.1
13	Paul Hinkin (6-4, Sr., F)	0.8
14	Keith Stackhouse (6-1, Sr., G)	5.3
15	Robert McCullough (6-8, Jr., C)	---
16	Duane Peterson (6-7, So., C)	4.6
17	Daniel Morrissey (6-3, So., C/F)	---
18	Julius McCoy (6-2, So., F)	18.6
19	DeNeal Hartman (6-4, Sr., F)	4.0
20	James Harris (6-3, Jr., F)	1.5
21	Duane Olson (6-5, So., F)	1.2
22	Al Ferrari (6-2, Jr., F)	14.4

# YEAR-BY-YEAR RESULTS

# SPARTANS



## FORREST ANDERSON

1954-65  
125-124 (.502)

Forrest Anderson led MSU to its first two Big Ten titles in 1956-57 and 1958-59. Anderson starred at Stanford, earning a spot in the school's Hall of Fame. He coached at Drake and Bradley before coming to MSC. From 1954-59, he led the Spartans to a record of 77-38, 46-24 in the Big Ten, including two conference championships, led by stars like Julius McCoy, Johnny Green, Jack Quiggle, and Horace Walker. In 1957, he led MSU to its first Final Four appearance, beating powerhouse Kentucky along the way. Two years later, he led the Spartans to the Midwest Regional Finals. His 1963-64 squad set school records for highest scoring average, most 100-point games and second-highest scoring game, a 118-10 victory over Oklahoma. When Anderson's stint at MSU came to an end in 1965, he became a scout in the NBA. Anderson holds the distinction of being the first coach in NCAA history to take two different teams to the Final Four.

## 1954-55

(13-9 Overall; 8-5 - 4th Big Ten)

DATE	OPPONENT	MSU-OPP	W/L
12/1/54	Marquette	91-72	W
12/4/54	Detroit	78-84	L
12/17/54	Princeton	79-67	W
12/18/54	Pennsylvania	67-73	L
12/22/54	DePaul	75-76	L
12/30/54	Penn State	85-74	W
1/3/55	Ohio State (-/20)	76-83	L
1/8/55	Wisconsin	94-77	W
1/10/55	Iowa (-/14)	81-94	L
1/15/55	Michigan	84-82	W
1/17/55	Indiana	79-88	L
1/22/55	Minnesota (-/14)	87-75	W
1/29/55	DePaul	88-72	W
1/31/55	Purdue	79-72	W
2/5/55	Wisconsin	73-70	W
2/7/55	Notre Dame	93-79	W
2/12/55	Northwestern	54-56	L
2/14/55	Illinois (-/10)	72-90	L
2/19/55	Iowa (-/15)	69-78	L
2/21/55	Northwestern	71-69	W
2/28/55	Indiana	93-77	W
3/5/55	Michigan	83-68	W

### 1954-55 Roster

#	Name (Ht., Year., Pos.)	PPG
10	Robert Devenny (5-11, Sr., G)	10.7
11	Harry Lux (5-10, Jr., G)	0.3
12	Duane Franskoviak (5-11, Jr., G)	0.8
13	David Raspler (6-0, Jr., G)	0.0
14	Jim Raymond (5-11, Jr., G)	2.4
15	Julius McCoy (6-2, Jr., F)	16.7
20	Robert Armstrong (6-8, Sr., C)	8.3
21	Duane Olson (6-5, Jr., F)	0.8
22	Al Ferrari (6-2, Sr., F)	20.1
23	Walter Godfrey (6-1, Jr., G)	3.8
24	William Hillemeier (6-5, Jr., F)	---
25	James Harris (6-3, Sr., F)	3.4
30	George Ferguson (6-3, So., G)	8.0
31	Edwin Purchis (6-3, So., F)	---
32	William Werner (6-4, Jr., F)	0.0

33	Donald Corbitt (5-11, Sr., G)	0.0
34	Duane Peterson (6-6, Jr., C)	13.1
---	Pat Wilson (6-0, So., G)	4.5
---	Daniel Morrissey (6-3, Jr., F)	---
---	John O'Toole (5-11, So., G)	---

## 1955-56

(13-9 Overall; 7-7 - 5th Big Ten)

DATE	OPPONENT	MSU-OPP	W/L
12/13/55	Southern Illinois	99-71	W
12/17/55	Pittsburgh	82-81	W
12/21/55	Notre Dame	84-78	W
12/23/55	Wyoming	72-62	W
12/29/55	*Maryland (16/-)	95-75	W
12/30/55	*George Wash. (16/12)	62-65	L
1/2/56	Illinois (16/9)	65-73	L
1/7/56	Iowa (20/-)	65-64	W
1/14/56	Purdue	62-66	L
1/16/56	Indiana (-/12)	70-79	L
1/21/56	Minnesota	80-69	W
1/28/56	Ohio State	94-91	W
2/1/56	Detroit	85-78	W
2/6/56	Michigan	86-76	W
2/8/56	Marquette	81-90	L
2/13/56	Minnesota	73-77	L
2/18/56	Illinois (-/3)	76-96	L
2/20/56	Northwestern	96-93	W
2/25/56	Purdue	56-63	L
2/27/56	Wisconsin	89-82	W
3/3/56	Ohio State	84-96	L
3/5/56	Michigan	76-75	W

\* Maryland Tournament (College Park, Md. - 2nd Place)

### 1955-56 Roster

#	Name (Ht., Year., Pos.)	PPG
10	Jim Raymond (5-11, Sr., G)	---
11	Harry Lux (5-10, Jr., G)	2.8
12	Duane Franskoviak (5-11, Sr., G)	0.8
13	Rolph Anderson (6-2, So., F)	---
14	Duane Olson (6-5, Sr., F)	---
15	Julius McCoy (6-2, Sr., F)	27.2
20	Al Rosenberg (6-3, So., G)	6.2
21	Jack Quiggle (6-3, So., F/G)	7.3
22	Leon Fox (6-0, So., F/G)	---
23	Walt Godfrey (6-1, Sr., G)	9.2
24	William Hillemeier (6-5, Sr., F)	---
25	Dave Raspler (6-0, Sr., G)	7.5
30	George Ferguson (6-3, Jr., F)	1.0
31	Charles Bencie (6-6, So., F/C)	2.5
32	Max Gonzenbach (6-8, So., F)	7.8
33	Larry Hedden (6-5, So., F)	9.8
34	Duane Peterson (6-6, Sr., C)	6.1
---	Pat Wilson (6-0, Jr., G)	---
---	Joe Reading (6-5, So., F/C)	---

## 1956-57

### NCAA FINAL FOUR

### BIG TEN CHAMPIONS

#11 AP/7th UPI

(16-10 Overall; 10-4 - 1st Big Ten)

DATE	OPPONENT	MSU-OPP	W/L
12/1/56	Iowa State	53-60	L
12/8/56	Brigham Young	79-61	W
12/17/56	Butler	79-83	L
12/22/56	Marquette	92-65	W
12/27/56	*Nebraska	79-65	W
12/28/56	*Colorado	87-90	L
12/29/56	*Oklahoma	76-74	W
1/5/57	Purdue	71-72	L
1/7/57	Michigan	69-70	L
1/15/57	Notre Dame	76-86	L
1/19/57	Ohio State (-/17)	51-70	L
1/26/57	Minnesota	72-59	W
2/8/57	Ohio State (-/12)	73-64	W
2/17/57	Northwestern	77-63	W
2/9/57	Illinois (-/15)	70-64	W
2/11/57	Purdue (-/17)	68-66	W

2/16/57	Iowa	77-67	W
2/18/57	Illinois (-/16)	89-83	W
2/23/57	Minnesota	70-65	W
2/25/57	Wisconsin	78-62	W
3/2/57	Indiana (-/10)	76-61	W
3/4/57	Michigan	72-81	L
3/15/57	**Notre Dame (11/17)	85-83	W
3/16/57	**Kentucky (11/3)	80-68	W
3/22/57	***N. Carolina (11/1)	70-74	3ot L
3/23/57	***San Francisco (11/-)	60-67	L

\* Big Seven Classic (Kansas City, Mo. - 3rd place)

\*\* NCAA Tournament (Lexington, Ky.)

\*\*\* NCAA Final Four (Kansas City, Mo.)

### 1956-57 Roster

#	Name (Ht., Year., Pos.)	PPG
11	Harry Lux (5-10, Sr., G)	0.9
12	David Scott (6-2, So., G)	3.5
14	Jim Stouffer (6-0, So., G)	0.5
20	Tom Rand (6-2, So., G)	0.6
21	Jack Quiggle (6-3, Jr., F/G)	15.3
22	Joe Reading (6-5, Jr., F/C)	---
23	Robert Anderegg (6-3, So., F)	8.5
24	John Green (6-5, So., C)	13.2
25	Larry Jennings (6-5, So., C)	0.0
30	George Ferguson (6-3, Sr., F)	13.1
31	Charles Bencie (6-6, Jr., F)	5.5
32	Gary Siegmeyer (6-5, So., C)	0.5
33	Larry Hedden (6-5, Jr., F)	14.3
34	Tom Markovich (6-3, So., F)	1.1
35	Pat Wilson (6-0, Sr., G)	4.2

## 1957-58

(16-6 Overall; 9-5 - 3rd Big Ten)

DATE	OPPONENT	MSU-OPP	W/L
12/2/57	Butler (7/-)	74-55	W
12/6/57	Detroit (7/-)	71-59	W
12/14/57	Colorado (9/-)	84-44	W
12/21/57	Notre Dame (8/-)	79-72	W
12/23/57	Iowa State (8/-)	57-51	W
12/27/57	*UCLA (8/-)	63-61	W
12/28/57	*USC (8/-)	77-67	W
12/30/57	Washington (8/-)	69-71	L
1/4/58	Ohio State (8/-)	56-70	L
1/11/58	Purdue (14/-)	84-75	W
1/18/58	Northwestern (18/-)	83-78	W
1/20/58	Wisconsin (18/-)	52-66	L
1/25/58	Northwestern (15/-)	74-60	W
2/1/58	Minnesota (15/-)	88-64	W
2/8/58	Indiana (15/-)	79-82	L
2/10/58	Iowa (15/-)	90-84	W
2/15/58	Illinois (19/-)	69-56	W
2/17/58	Michigan (19/-)	79-69	W
2/22/58	Wisconsin (12/-)	93-59	W
2/24/58	Purdue (12/-)	70-72	L
3/1/58	Iowa (15/-)	83-65	W
3/8/58	Indiana (12/-)	72-75	L

\* Holiday Tournament (Los Angeles, Calif.)

### 1957-58 Roster

#	Name (Ht., Year., Pos.)	PPG
10	Larry Fanning (6-0, So., G)	1.0
11	Ken Garrity (6-2, So., G)	---
12	David Scott (6-2, Jr., G)	5.8
13	Harry Turak (6-1, So., G)	0.0
14	Jim Stouffer (6-0, Jr., G)	1.7
15	Horace Walker (6-3, So., F)	3.8
20	Tom Rand (6-2, Jr., G)	3.4
21	Jack Quiggle (6-3, Jr., F)	11.5
22	Joe Reading (6-5, Sr., F)	1.2
23	Robert Anderegg (6-3, Jr., F)	14.5
24	John Green (6-5, Jr., C)	18.0
25	Larry Jennings (6-5, Jr., F)	0.0
30	Lance Olson (6-4, So., F)	4.8
31	Charles Bencie (6-6, Sr., C)	1.6
32	John Young (6-1, So., G)	2.0
33	Larry Hedden (6-5, Sr., F)	16.1
34	Tom Markovich (6-3, Jr., F)	---
35	Max Gonzenbach (6-7, Jr., C)	1.1



## YEAR-BY-YEAR RESULTS

## 1958-59

NCAA TOURNAMENT  
BIG TEN CHAMPIONS

#7 AP/#3 UPI

(19-4 Overall; 12-2 - 1st Big Ten)

DATE	OPPONENT	MSU-OPP	W/L
12/6/58	Detroit (15/-)	88-51	W
12/8/58	Butler (15/-)	72-46	W
12/17/58	Notre Dame (11/-)	74-56	W
12/20/58	Nebraska (11/-)	80-55	W
12/29/58	*Duke (9/-)	82-57	W
12/30/58	*North Carolina (7/4)	75-58	W
12/31/58	*N. Carolina St. (7/5)	61-70	L
1/3/59	Indiana (7/-)	79-77	W
1/5/59	Iowa (7/-)	68-80	L
1/10/59	Illinois (5/20)	97-96	W
1/17/59	MSU Alumni	63-56	W
1/19/59	Ohio State (8/-)	92-77	W
1/24/59	Minnesota (8/-)	82-76	W
1/31/59	Northwestern (8/-)	81-72	L
2/2/59	Wisconsin (8/-)	88-57	W
2/7/59	Purdue (7/-)	81-85	L
2/14/59	Michigan (12/-)	103-91	W
2/16/59	Northwestern (12/-)	71-68	W
2/21/59	Purdue (9/20)	94-87	W
2/28/59	Indiana (8/-)	86-82	W
3/2/59	Wisconsin (6/-)	93-73	W
3/7/59	Iowa (6/-)	84-74	W
3/13/59	**Marquette (7/20)	74-69	W
3/14/59	**Louisville (7/-)	81-88	L

\* Dixie Classic (Raleigh, N.C. - 2nd place)

\*\* NCAA Tournament (Raleigh, N.C.)

## 1958-59 Roster

#	Name (Ht., Year., Pos.)	PPG
12	Dave Fahs (5-9, So., G)	7.0
13	Harry Turak (6-1, Jr., G)	0.3
14	Jim Stouffer (6-0, Sr., G)	3.3
15	Horace Walker (6-3, Jr., F/C)	13.3
20	Tom Rand (6-2, Sr., G)	5.8
21	Dave Richey (5-9, So., G)	0.0
22	James Bechinski (6-2, So., F)	1.5
23	Robert Anderegg (6-3, Sr., F)	19.5
24	John Green (6-5, Sr., C)	18.5
30	Lance Olson (6-4, Jr., F/G)	10.7
32	John Young (6-1, Jr., F)	0.0
33	Ted Wasson (6-2, So., F)	0.0
35	Art Gowens (6-2, So., F)	5.5

## 1959-60

(10-11 Overall; 5-9 - 8th Big Ten)

DATE	OPPONENT	MSU-OPP	W/L
12/3/59	Bowling Green (11/-)	96-67	W
12/5/59	Notre Dame (11/-)	61-56	W
12/17/59	Nebraska (11/-)	82-80	W
12/19/59	Wyoming (11/-)	82-72	W
12/21/59	Brigham Young (11/-)	75-79	L
12/23/59	California (11/4)	60-71	L
12/28/59	Butler (11/-)	85-80	W
1/2/60	Wisconsin	91-79	W
1/9/60	Michigan	89-58	W
1/11/60	Iowa	79-92	L
1/16/60	Illinois (-/14)	88-96	L
1/23/60	Iowa (-/15)	90-80	W
1/30/60	Ohio State (-/5)	79-111	L
2/1/60	Minnesota	84-63	W
2/6/60	Purdue	65-68	L
2/8/60	Illinois (-/19)	78-77	W
2/13/60	Minnesota	73-82	L
2/20/60	Ohio State (-/4)	83-84	L
2/22/60	Northwestern	69-71	L
2/27/60	Michigan	65-72	L
3/5/60	Indiana (-/12)	80-86	L

## 1959-60 Roster

#	Name (Ht., Year., Pos.)	PPG
10	Larry Fanning (6-0, Sr., G)	0.0
12	Dave Fahs (5-9, Jr., G)	12.0
13	Dave Scott (6-2, Sr., G)	6.7
14	Dave Richey (5-9, Jr., G)	1.5
15	Horace Walker (6-3, Sr., F/C)	22.6
20	Bob Sparvero (6-3, So., F/C)	0.5
21	William Pauline (6-5, So., F)	---
22	James Bechinski (6-2, Jr., F/G)	2.9
24	Art Schwarm (6-1, So., G)	6.9
30	Lance Olson (6-4, Sr., F)	18.5
31	Tom Wilson (6-0, Jr., G)	1.8
32	John Young (6-1, Sr., F)	6.3
34	Art Brandstatter (6-1, So., G)	0.7
35	Art Gowens (6-2, Jr., F/C)	18.6
	Roy Ferguson	2.0
	Bill Golis	0.0

## 1960-61

(7-17 Overall; 3-11 - 9th Big Ten)

DATE	OPPONENT	MSU-OPP	W/L
12/3/60	Butler	77-71	W
12/5/60	Bowling Green	70-67	W
12/16/60	Kansas (-/16)	69-93	L
12/17/60	Kansas State (-/20)	82-104	L
12/22/60	Iowa State	92-81	W
12/28/60	*UCLA (-/16)	61-98	L
12/29/60	*Stanford	80-81	2ot L
12/30/60	*Minnesota	77-83	L
1/7/61	Wisconsin	71-74	L
1/9/61	Indiana	55-79	L
1/14/61	Iowa (-/6)	72-86	L
1/16/61	Michigan	81-69	W
1/21/61	Northwestern	62-77	L
1/23/61	Minnesota	70-89	L
1/30/61	Illinois	92-93	L
2/4/61	Northern Michigan	71-79	L
2/5/61	Notre Dame	89-74	W
2/11/61	Ohio State (-/1)	62-83	L
2/13/61	Michigan	67-78	L
2/18/61	Minnesota	72-75	L
2/20/61	Illinois	90-80	W
2/25/61	Purdue	74-85	L
3/4/61	Ohio State (-/1)	83-91	L
3/6/61	Iowa (-/6)	74-64	W

\* Los Angeles Classic (Los Angeles, Calif. - 8th place)

## 1960-61 Roster

#	Name (Ht., Year., Pos.)	PPG
10	Chris Ferguson (5-10, So., G)	2.7
11	David Cox (6-3, So., F)	0.4
12	Dave Fahs (5-9, Sr., G)	13.8
14	Harold Brookens (6-0, So., G)	4.7
15	Jack Lamers (6-2, So., G)	10.6
20	Robert Sparvero (6-2, Jr., G)	0.3
21	Duane Kilbride (6-2, So., F)	2.7
23	Ron Sabo (6-6, So., C)	3.0
24	Art Schwarm (6-1, Jr., G)	15.1
30	Macgregor Hay (6-6, So., F/C)	0.5
32	Dick Hall (6-4, So., F)	16.2
33	Edward Williams (6-7, So., C)	10.0
35	Lonnie Sanders (6-2, So., F)	4.7

## 1961-62

(8-14 Overall; 3-11 - T-9th Big Ten)

DATE	OPPONENT	MSU-OPP	W/L
12/2/61	Northern Michigan	75-59	W
12/9/61	Tulsa	90-70	W
12/16/61	Notre Dame	72-73	L
12/18/61	South Carolina	99-91	W
12/23/61	Butler	77-72	W
12/28/61	*Oregon	59-71	L
12/29/61	*Portland	74-80	W
12/30/61	*California	72-85	L
1/6/62	Indiana	71-76	L

1/8/62	Wisconsin	78-83	L
1/13/62	Illinois	65-66	L
1/15/62	Purdue	74-89	L
1/20/62	Michigan	80-74	W
1/22/62	Minnesota	84-79	W
1/27/62	Northwestern	70-71	L
2/1/62	Purdue	64-86	L
2/10/62	Wisconsin	72-77	L
2/17/62	Ohio State (-/1)	72-80	L
2/19/62	Iowa	51-59	L
2/24/62	Indiana	97-85	W
2/26/62	Northwestern	64-71	L
3/3/62	Minnesota	91-98	L

\* Far West Classic (Portland, Ore. - 6th place)

## 1961-62 Roster

#	Name (Ht., Year., Pos.)	PPG
11	Dave Cox (6-3, Jr., F)	0.0
12	William Berry (6-2, So., F)	4.9
13	John Krusoe (6-4, So., F)	---
14	Bill Schwarz (6-3, So., G)	8.0
15	Jack Lamers (6-2, Jr., G)	7.0
20	Bob Sparvero (6-2, Sr., F)	0.6
21	Duane Kilbride (6-2, Jr., G)	---
22	Ron Divjak (6-5, So., F)	2.5
23	Dave Willauer (6-2, So., G)	0.0
24	Art Schwarm (6-1, Sr., G)	12.4
25	Gene Jewett (6-7, Jr., C)	---
30	Pete Gent (6-3, So., F)	14.1
31	Stan Chandler (6-5, So., C)	4.5
32	Dick Hall (6-4, Jr., F)	10.0
33	Edwards Williams (6-7, Jr., C)	6.2
34	Fred Thomann (6-9, Sr., C)	5.5
35	Lonnie Sanders (6-2, Jr., F)	10.9

## 1962-63

(4-16 Overall; 3-11 - 9th Big Ten)

DATE	OPPONENT	MSU-OPP	W/L
12/1/62	Kansas State	56-66	L
12/4/62	Notre Dame	85-92	L
12/8/62	Kansas	81-62	W
12/19/62	Wichita	69-80	L
12/21/62	Utah	79-88	L
12/22/62	Utah State	87-102	L
1/5/63	Indiana	84-96	L
1/12/63	Wisconsin	75-68	W
1/19/63	Northwestern	80-68	W
2/1/63	Iowa	59-60	W
2/16/63	Minnesota	61-59	W
2/2/63	Michigan	71-72	L
2/4/63	Purdue	81-103	L
2/9/63	Illinois (-/4)	86-91	L
2/16/63	Minnesota	70-75	L
2/18/63	Ohio State (-/8)	77-87	L
2/23/63	Indiana	94-113	L
3/2/63	Wisconsin	89-92	ot L
3/4/63	Purdue	93-94	L
3/9/63	Northwestern	83-100	L

## 1962-63 Roster

#	Name (Ht., Year., Pos.)	PPG
10	Jim Goulding (6-0, So., G)	0.4
11	John Shick (6-0, So., G)	---
12	William Berry (6-2, Jr., F)	9.6
14	Bill Schwarz (6-3, Jr., G)	7.8
15	Jack Lamers (6-2, Sr., G)	9.1
20	Tom Douglas (5-11, So., G)	1.6
21	Dan Flobeg (6-4, So., F)	0.5
22	Ron Divjak (6-5, Jr., F/C)	3.6
23	Gary Lytle (6-4, So., F)	---
24	Mark Vander Jagt (6-6, So., F)	0.8
30	Pete Gent (6-3, Jr., F)	16.4
31	Marcus Sanders (6-2, So., F/G)	14.7
33	Edward Williams (6-7, Sr., C)	18.0
34	Fred Thomann (6-9, Jr., C)	5.8
35	Lonnie Sanders (6-2, Sr., F)	---

# YEAR-BY-YEAR RESULTS

# SPARTANS

## 1963-64

(14-10 Overall; 8-6 - T-4th Big Ten)

DATE	OPPONENT	MSU-OPP	W/L
11/30/63	Northern Michigan	109-86	W
12/4/63	Western Michigan	101-100	W
12/7/63	Bowling Green	104-81	W
12/14/63	Pennsylvania	87-75	W
12/18/63	Tulsa	88-89	L
12/20/63	*California	68-78	L
12/21/63	*Oklahoma	118-100	W
12/23/63	Brigham Young	90-95	L
12/28/63	Butler	76-65	W
1/4/64	Illinois	66-87	L
1/6/64	Wisconsin	106-90	W
1/11/64	Indiana	107-103	W
1/14/64	Minnesota	82-103	L
1/18/64	Notre Dame	80-95	L
1/25/64	Michigan (-/2)	77-91	L
1/27/64	Ohio State	102-99	W
2/1/64	Michigan (-/2)	79-95	L
2/3/64	Purdue	98-101	L
2/8/64	Northwestern	86-93	L
2/15/64	Iowa	107-82	W
2/17/64	Illinois	85-82	W
2/22/64	Iowa	107-89	W
2/29/64	Northwestern	107-97	W
3/7/64	Ohio State	81-80	W

\* Sun Devil Classic (Tempe, Ariz. - 3rd place)

### 1963-64 Roster

#	Name (Ht., Year., Pos.)	PPG
10	John Shick (6-1, Jr., G)	0.3
11	James Kupper (6-0, So., G)	1.3
12	William Berry (6-3, Sr., F)	8.7
13	Wayne Brown (6-1, So., G)	0.0
14	William Schwarz (6-3, Sr., G)	9.9
15	Kenneth Curtis (6-2, So., G)	---
20	Tom Douglas (5-11, Jr., G)	1.3
21	Dan Floberg (6-4, Jr., G)	1.7
22	Robert Miller (6-5, So., F)	---
23	Mark Vander Jagt (6-6, Jr., F/C)	---
24	Stan Washington (6-3, So., G)	14.8
25	William Curtis (6-4, So., F)	4.3
30	Pete Gent (6-4, Sr., F)	21.0
31	Marcus Sanders (6-3, Jr., F)	14.4
32	Ron Welch (6-4, Jr., F)	---
33	Richard Holmes (6-4, So., F)	0.4
34	Fred Thomann (6-9, Sr., C)	15.5
35	William Noack (6-8, Jr., C)	3.8

## 1964-65

(5-18 Overall; 1-13 - 10th Big Ten)

DATE	OPPONENT	MSU-OPP	W/L
12/3/64	Northern Michigan	82-76	W
12/5/64	Western Michigan	89-80	W
12/8/64	Notre Dame	93-100	L
12/12/64	Drake	75-91	L
12/19/64	Butler	89-90	L
12/22/64	Loyola (La.)	94-70	W
12/28/64	*Utah	96-98	L
12/29/64	*USC	69-100	L
12/30/64	*Washington	93-92	W
1/9/65	Iowa	78-85	L
1/16/65	Iowa	68-111	L
1/23/65	Northwestern	75-76	L
1/26/65	Michigan (-/2)	98-103	OT
1/30/65	Northwestern	75-77	L
2/6/65	Minnesota	79-88	L
2/8/65	Indiana (-/7)	94-112	L
2/13/65	Michigan (-/1)	83-98	L
2/20/65	Illinois	94-113	L
2/22/65	Ohio State	90-101	L
2/27/65	Wisconsin	89-99	L
3/1/65	Purdue	110-92	W
3/6/65	Ohio State	75-97	L
3/9/65	Illinois	89-121	L

\* Los Angeles Classic (Los Angeles, Calif. - 7th place)

### 1964-65 Roster

#	Name (Ht., Year., Pos.)	PPG
10	John Shick (6-1, Sr., G)	3.8
11	James Kupper (6-0, Jr., G)	2.2
12	Joseph Johnson (6-4, So., F)	12.8
13	Edward (Ted) Crary (6-5, So., F)	8.7
15	Gary Spade (5-11, So., G)	---
20	Jerry McDevitt (6-2, So., G)	---
21	Robert Miller (6-5, Jr., G)	3.8
22	Ron Divjak (6-5, Sr., F/C)	0.2
23	Mark Vander Jagt (6-6, Sr., F/C)	3.2
24	Stan Washington (6-3, Jr., G/F)	21.3
25	William Curtis (6-4, Jr., F)	19.4
30	Robert Peterson (6-5, So., G)	1.2
31	Marcus Sanders (6-3, Sr., F/G)	18.5
32	Ron Welch (6-4, Sr., F/C)	0.0
33	Richard Holmes (6-4, Jr., F/C)	3.6
34	David Keeler (6-6, So., C)	3.0



## JOHN BENINGTON

1965-69 \* 54-38 (.587)

John Benington was known as much for his kindness as for helping return the Spartans to prominence. He starred at San Francisco under coach Pete Newell before following Newell to MSC to become one of his assistant coaches. He stayed in that position for seven years, then went to Drake for two seasons and St. Louis for seven before returning to East Lansing to become the Spartan head coach in 1965. In his first season, he led MSU to a second-place Big Ten finish. The next season, he led the Spartans to a shared Big Ten title. Benington's career was cut short when he died of a heart attack after jogging at Jenison Field House in the summer of 1969. He was just 47.

## 1965-66

(15-7 Overall; 10-4 - 2nd Big Ten)

DATE	OPPONENT	MSU-OPP	W/L
12/4/65	Western Michigan	82-85	L
12/7/65	Bowling Green	84-59	W
12/9/65	Butler	75-56	W
12/11/65	Notre Dame	93-69	W
12/18/65	St. Joseph (Pa.) (-/2)	65-82	L
12/20/65	Tulane	80-61	W
12/22/65	Drake	61-50	W
12/27/65	Hawaiian Marines	84-53	W
12/28/65	*Tulsa	67-78	L
12/30/65	*Hawaiian Army	97-69	W
1/8/66	Minnesota	85-65	W
1/10/66	Purdue	89-78	W
1/15/66	Ohio State	80-64	W
1/22/66	Iowa	76-90	L
1/24/66	Purdue	92-74	W
1/29/66	Northwestern	77-68	W
2/5/66	Wisconsin	79-65	W
2/12/66	Minnesota	71-81	L
2/19/66	Wisconsin	77-78	L
2/22/66	Illinois	68-66	W
2/26/66	Indiana	69-63	W
2/28/66	Ohio State	98-79	W
3/5/66	Indiana	76-86	L
3/7/66	Michigan	86-77	W

\* Rainbow Classic (Honolulu, Hawaii - 3rd place)

### 1965-66 Roster

#	Name (Ht., Year., Pos.)	PPG
11	John Gorman (5-11, Sr., G)	2.2
12	John Bailey (6-0, So., G)	8.1
13	Edward (Ted) Crary (6-5, Jr., F)	0.8
14	Gary Spade (5-11, So., G)	---
15	Steven Rymal (6-1, So., G)	8.3
21	James O'Brien (6-3, So., G)	0.7
22	Shannon Reading (6-1, Jr., G)	6.0
23	James Kupper (6-0, Sr., G)	1.3
24	Stan Washington (6-3, Sr., F)	18.0
25	William Curtis (6-4, Sr., F)	16.4
32	Jack Wynn (6-8, So., C)	1.0
33	Heywood Edwards (6-5, So., F)	1.7
35	Robert Miller (6-5, Sr., F)	1.3
41	Arthur Baylor (6-6, So., F/C)	4.5
42	Gerald Geistler (6-8, So., C)	0.8
43	Richard Holmes (6-4, Sr., F)	1.4
44	David Keeler (6-8, Jr., F)	1.0
45	Matthew Aitch (6-7, Jr., C)	13.8

## 1966-67

### BIG TEN CHAMPIONS

(16-7 Overall; 10-4 - T-1st Big Ten)

DATE	OPPONENT	MSU-OPP	W/L
12/1/66	Western Michigan	77-55	W
12/3/66	Miami (Ohio)	63-51	W
12/5/66	South Dakota	81-54	W
12/10/66	Wichita State	103-68	W
12/20/66	*Loyola (La.) (5/-)	70-74	L
12/21/66	*Tulane (5/-)	76-66	W
12/27/66	*Villanova (10/-)	63-66	L
12/28/66	*Bowling Green (10/-)	67-75	L
1/7/67	Illinois	76-74	W
1/14/67	Iowa	79-70	W
1/21/67	Michigan	59-81	L
1/28/67	Wisconsin	68-61	W
2/1/67	Notre Dame	85-80	OT
2/6/67	Indiana	77-82	L
2/11/67	Purdue	79-77	W
2/13/67	Indiana	86-77	W
2/18/67	Minnesota	67-66	W
2/20/67	Ohio State	64-80	L
2/25/67	Wisconsin	64-68	L
2/27/67	Ohio State	74-63	W
3/4/67	Purdue	75-71	W
3/6/67	Minnesota	67-59	W
3/11/67	Northwestern	79-66	W

\* Sugar Bowl Tournament (New Orleans, La. - 3rd place)  
\* Quaker City Tournament (Philadelphia, Pa. - 7th place)

### 1966-67 Roster

#	Name (Ht., Year., Pos.)	PPG
11	John Gorman (5-11, Sr., G)	1.0
12	John Bailey (6-0, Jr., G)	8.0
13	Edward (Ted) Crary (6-5, Sr., F)	2.1
14	Richie Jordan (5-7, So., G)	2.2
15	Steven Rymal (6-1, Jr., G)	11.4
21	James O'Brien (6-3, Jr., G)	0.6
22	Richard Chappel (5-10, So., G)	0.0
23	Vernon Johnson (5-11, So., G)	1.5
24	John Holmes (6-4, So., F)	4.2
31	Shannon Reading (6-0, Sr., G)	5.4
32	Jack Wynn (6-7, Jr., C)	---
33	Heywood Edwards (6-5, Jr., F)	7.4
34	Tom Lick (6-10, So., C)	0.7
35	Lee Lafayette (6-6, So., F)	14.8
41	Arthur Baylor (6-6, Jr., F)	5.1
42	Gerald Geistler (6-8, Jr., C)	1.0
44	David Keeler (6-6, Sr., F)	1.3
45	Matthew Aitch (6-7, Sr., C)	16.3

## YEAR-BY-YEAR RESULTS

## 1967-68

(12-12 Overall; 6-8 - T-6th Big Ten)

DATE	OPPONENT	MSU-OPP	W/L
12/1/67	Cal State Fullerton	80-49	W
12/12/67	Western Michigan	78-67	W
12/14/67	Butler	55-65	L
12/16/67	Hardin-Simmons	95-76	W
12/20/67	Nebraska	74-70	W
12/23/67	Wichita	80-90	L
12/29/67	*Vanderbilt (-/9)	63-73	L
12/30/67	*Memphis State	57-73	L
1/6/68	Illinois	56-66	L
1/13/68	Michigan	86-81	W
1/16/68	Wisconsin	68-70	L
1/20/68	Northwestern	75-62	W
1/23/68	Iowa	71-76	L
1/27/68	Southern Illinois	68-56	W
1/30/68	Notre Dame	89-68	W
2/3/68	Michigan	82-77	W
2/10/68	Ohio State	62-90	L
2/17/68	Northwestern	61-69	L
2/20/68	Indiana	75-70	W
2/24/68	Wisconsin	87-77	W
2/27/68	Iowa	58-76	L
3/2/68	Minnesota	68-75	L
3/5/68	Purdue	75-93	L
3/9/68	Illinois	62-59	W

\* Sugar Bowl Tournament (New Orleans, La. - 4th place)

## 1967-68 Roster

#	Name (Ht., Year., Pos.)	PPG
11	Lloyd Ward (5-9, So., G)	2.3
12	John Bailey (6-0, Sr., G)	10.1
13	Thomas Steenken (6-1, So., G)	0.0
14	Richie Jordan (5-7, Jr., G)	3.0
15	Steven Rymal (6-1, Sr., G)	7.0
21	James O'Brien (6-3, Sr., G)	---
23	Vernon Johnson (5-11, Jr., G)	1.3
24	John Holms (6-4, Jr., F)	1.5
25	Robert Gale (6-5, So., F)	1.6
31	Harrison Stepter (6-2, Jr., G)	9.6
32	Steven Kirkpatrick (6-2, So., G)	1.2
33	Heywood Edwards (6-6, Sr., F/C)	9.7
34	Tom Lick (6-10, Jr., C)	3.8
35	Lee Lafayette (6-6, Jr., F)	16.8
41	James Gibbons (6-6, So., C)	6.3
42	Gerald Geistler (6-8, Sr., C)	0.5
44	Ron Binge (6-5, So., F)	2.0
45	Bernie Copeland (6-6, Jr., F/C)	7.7

## 1968-69

(11-12 Overall; 6-8 - T-5th Big Ten)

DATE	OPPONENT	MSU-OPP	W/L
12/3/68	S.W. Louisiana	90-84	W
12/6/68	Western Michigan	86-71	W
12/7/68	Toledo	81-80	W
12/13/68	Butler	70-60	W
12/14/68	#Western Kentucky	63-67	L
12/16/68	Nebraska	59-73	L
12/27/68	**St. John's	51-61	L
12/28/68	**Villanova (-/5)	66-75	L
1/4/69	Northwestern (-/19)	71-85	L
1/7/69	Wisconsin	77-67	W
1/14/69	Iowa	76-77	L
1/18/69	Northwestern (-/17)	89-75	W
1/25/69	Michigan	70-75	L
2/1/69	Indiana	76-79	L
2/8/69	Michigan	86-82	W
2/11/69	Notre Dame	71-59	W
2/15/69	Illinois (-/8)	75-70	W
2/18/69	Iowa	78-60	W
2/22/69	Wisconsin	64-76	L

2/25/69	Purdue (-/9)	72-74	L
3/1/69	Ohio State (-/14)	85-72	W
3/4/69	Illinois (-/20)	57-71	L
3/8/69	Minnesota	65-78	L

# played in Chicago

\*\*ECAC Holiday Festival (New York, N.Y. - 7th place)

## 1968-69 Roster

#	Name (Ht., Year., Pos.)	PPG
11	Lloyd Ward (5-10, Jr., G)	4.3
12	Tim Bograkovs (6-1, So., G)	5.7
14	Eddie Humphrey (6-2, So., G)	0.0
15	Steve Sizemore (6-2, So., F)	0.0
21	Rudy Benjamin (6-3, So., G)	7.7
24	John Holms (6-4, Sr., F)	3.1
25	Robert Gale (6-5, Jr., F)	3.1
31	Harrison Stepter (6-3, Sr., G)	9.1
32	Steve Kirkpatrick (6-2, Jr., G)	1.2
33	Paul Dean (6-1, So., G)	1.6
34	Tom Lick (6-10, Sr., C)	3.7
35	Lee Lafayette (6-6, Sr., C)	18.7
41	James Gibbons (6-6, Jr., F)	10.7
44	Ron Binge (6-5, Jr., F)	1.3
45	Bernie Copeland (6-6, Sr., F)	10.2



## GUS GANAKAS

1969-76 \* 89-84 (.514)

A Mount Morris, N.Y., native, Gus Ganakas has been

a Spartan since 1946 when he came to MSC as a student. After earning two degrees from MSC, he went on to coach at East Lansing H.S. before returning to Michigan State as an assistant coach in 1966 under coach John Benington. After Benington passed away in 1969, Ganakas was appointed head coach. His most successful seasons were in 1973-74 with a fourth-place Big Ten finish and 1974-75 with a 17-9 overall record, the second-highest victory total at the time. His coaching career came to an end in 1976, but he continued to be a part of the Michigan State Athletics Department, serving as an assistant A.D. and then as an aide to coach Tom Izzo. This season, Ganakas is in his 30th-straight season as a color commentator on MSU basketball radio broadcasts. Ganakas was also responsible for organizing the 1999 MSU Basketball Centennial Celebration.

## 1969-70

(9-15 Overall; 5-9 - T-6th Big Ten)

DATE	OPPONENT	MSU-OPP	W/L
12/1/69	Eastern Kentucky	89-85	W
12/6/69	Toledo	80-82	L
12/13/69	Western Michigan	86-71	W
12/17/69	Butler	60-81	L
12/19/69	*Bradley	89-87	W
12/20/69	*Utah	85-105	L
12/27/69	**Oregon	82-87	L
12/29/69	**Illinois (-/15)	77-86	L
12/30/69	**Temple	51-90	L
1/3/70	Indiana	85-84	W
1/10/70	Northwestern	98-93	W
1/17/70	Minnesota	78-85	L
1/20/70	Notre Dame (-/20)	85-82	W
1/24/70	Michigan	88-91	L
1/31/70	Minnesota	87-92	L

2/3/70	Purdue	86-105	L
2/7/70	Wisconsin	79-89	L
2/10/70	Ohio State	66-89	L
2/14/70	Iowa (-/14)	77-103	L
2/21/70	Indiana	78-66	W
2/24/70	Illinois	67-74	L
2/28/70	Ohio State	82-80	W
3/3/70	Purdue	98-101	L
3/7/70	Illinois	81-76	W

\* Utah Classic (Salt Lake City, Utah - 2nd place)

\*\* Far West Classic (Portland, Ore. - 8th place)

## 1969-70 Roster

#	Name (Ht., Year., Pos.)	PPG
11	Lloyd Ward (5-11, Sr., G)	7.3
12	Tim Bograkovs (6-1, Jr., G)	3.1
13	Gary Przybylo (6-1, So., G)	---
15	Ralph Simpson (6-4, So., F)	29.0
21	Rudy Benjamin (6-3, Jr., G)	12.5
24	Ronald Gutkowski (6-5, So., F)	8.8
25	Robert Gale (6-5, Sr., F)	2.2
31	Eddie Humphrey (6-2, Jr., G)	1.2
32	Steve Kirkpatrick (6-2, Sr., G)	0.6
33	Paul Dean (6-1, Jr., G)	1.3
35	Pat Miller (6-2, So., F)	7.8
41	James Gibbons (6-6, Sr., C)	10.2
42	Craig Larsen (6-9, So., C)	0.1
44	Ron Binge (6-5, Sr., F)	0.0
45	William Cohrs (6-6, So., C)	0.7

## 1970-71

(10-14 Overall; 4-10 - T-7th Big Ten)

DATE	OPPONENT	MSU-OPP	W/L
12/1/70	Northern Illinois	75-76	L
12/5/70	Toledo	72-62	W
12/12/70	Western Michigan	97-85	W
12/14/70	Butler	99-75	W
12/18/70	*New Mexico	73-69	W
12/19/70	*Rutgers	81-71	W
12/22/70	Central Michigan	85-74	W
12/29/70	**USC (-/4)	63-88	L
12/30/70	**Tennessee (-/10)	70-81	L
1/9/71	Illinois	61-89	L
1/12/71	Iowa	84-81	W
1/16/71	Illinois	67-69	L
1/26/71	Notre Dame (-/7)	80-104	L
1/30/71	Ohio State	82-70	W
2/6/71	Ohio State	76-87	L
2/9/71	Indiana	70-71	L
2/13/71	Minnesota	86-97	L
2/16/71	Indiana	76-90	L
2/20/71	Wisconsin	97-78	W
2/27/71	Purdue	70-100	L
3/2/71	Purdue	80-65	L
3/6/71	Michigan	63-88	L
3/8/71	Minnesota	73-71	W
3/13/71	Northwestern	67-85	L

\* Lobo Invitational (Albuquerque, N.M. - 1st place)

\*\* Trojan Invitational (Los Angeles, Calif. - 4th place)

## 1970-71 Roster

#	Name (Ht., Year., Pos.)	PPG
10	Brad VanPelt (6-5, So., F)	4.5
11	Gary Ganakas (5-5, So., G)	2.1
13	Gary Przybylo (6-0, Jr., G)	0.3
14	Johnnie Brown (6-1, Jr., G)	0.6
21	Rudy Benjamin (6-2, Sr., G)	21.2
22	Bill Kilgore (6-7, So., C)	14.2
24	Ron Gutkowski (6-6, Jr., F)	7.3
25	Larry Ike (6-3, So., F)	0.6
31	Eddie Humphrey (6-2, Sr., G)	2.0
32	Jeff VanderLende (6-7, So., F)	3.2
33	Paul Dean (6-1, Sr., G)	4.3
35	Pat Miller (6-2, Jr., G/F)	11.3
42	Brian Breslin (6-5, So., F)	7.7
43	Jim Shereda (6-7, So., C)	1.3
45	William Cohrs (6-6, Jr., C/F)	1.3



## YEAR-BY-YEAR RESULTS

## SPARTANS

## 1971-72

(13-11 Overall; 6-8 - T-5th Big Ten)

DATE	OPPONENT	MSU-OPP	W/L
12/1/71	Missouri	67-77	L
12/4/71	<b>South Alabama</b>	87-72	W
12/11/71	<b>Western Michigan</b>	66-65	W
12/13/71	Kentucky (-7)	91-85	W
12/17/71	*Colorado State	67-63	W
12/18/71	*Tennessee	61-85	L
12/20/71	Butler	77-71	W
12/27/71	<b>**Texas A&amp;M</b>	67-65	W
12/28/71	<b>**Houston</b>	73-106	L
1/8/72	Michigan	75-83	L
1/11/72	<b>Wisconsin</b>	83-76	W
1/18/72	Northwestern	69-76	ot L
1/22/72	<b>Minnesota (-17)</b>	57-67	L
1/29/72	<b>Indiana</b>	83-73	W
2/1/72	<b>Notre Dame</b>	98-74	W
2/5/72	Indiana	69-83	L
2/8/72	<b>Illinois</b>	89-79	W
2/12/72	Iowa	100-91	W
2/19/72	Purdue	68-92	L
2/26/72	<b>Iowa</b>	98-102	L
2/29/72	Wisconsin	74-101	L
3/4/72	<b>Michigan (-16)</b>	96-92	W
3/7/72	Ohio State	73-92	L
3/11/72	<b>Northwestern</b>	57-54	W

\* Volunteer Classic (Knoxville, Tenn. - 2nd place)

\*\* Bluebonnet Classic (Houston, Texas - 2nd place)

## 1971-72 Roster

#	Name (Ht., Year., Pos.)	PPG
10	Brad VanPelt (6-5, Jr., F)	1.2
11	Gary Ganakas (5-5, Jr., G)	4.8
15	Terry Benington (6-1, Jr., G)	0.4
21	John Fagan (5-11, So., G)	0.4
22	Bill Kilgore (6-7, Jr., C)	14.8
24	Ron Gutkowski (6-6, Sr., F)	3.3
25	Billy Joe DuPree (6-4, Sr., F)	1.0
31	Mike Robinson (5-11, So., G)	24.7
32	Jeff VanderLende (6-7, Jr., C)	---
34	Tyrone Lewis (6-1, So., F/G)	2.7
35	Pat Miller (6-2, Sr., F/G)	9.2
41	Allen Smith (6-7, Jr., F)	9.0
42	Brian Breslin (6-5, Jr., F)	7.9
44	Mike Ridley (6-4, So., F)	1.5
45	William Cohrs (6-6, Sr., C)	0.4

## 1972-73

(13-11 Overall; 6-8 - T-6th Big Ten)

DATE	OPPONENT	MSU-OPP	W/L
11/28/72	<b>Toledo</b>	98-96	W
12/2/72	<b>Kentucky (-8)</b>	66-75	L
12/9/72	South Carolina	64-83	L
12/16/72	Western Michigan	76-73	W
12/19/72	<b>Central Michigan</b>	96-74	W
12/29/72	*Rochester	103-61	W
12/30/72	*Arizona State	83-74	W
1/2/73	<b>**Mississippi State</b>	90-82	W
1/3/73	<b>**South Alabama</b>	86-78	W
1/6/73	<b>Northwestern</b>	90-77	W
1/13/73	<b>Michigan</b>	71-78	L
1/15/73	Iowa	76-74	W
1/20/73	Wisconsin	80-93	L
1/22/73	<b>Indiana (-16)</b>	89-97	L
1/27/73	Minnesota (-8)	77-93	L
2/3/73	<b>Iowa</b>	94-89	W
2/7/73	Notre Dame	72-85	L
2/10/73	Michigan	81-97	L
2/17/73	<b>Purdue</b>	84-88	L
2/19/73	Indiana (-11)	65-75	L
2/24/73	<b>Illinois</b>	71-81	L
2/26/73	<b>Ohio State</b>	87-83	W
3/3/73	Northwestern	86-72	W
3/10/73	<b>Wisconsin</b>	79-78	ot W

\* Kodak Classic (Rochester, N.Y. - 1st place)

\*\* Senior Bowl Classic (Mobile, Ala. - 1st place)

## 1972-73 Roster

#	Name (Ht., Year., Pos.)	PPG
10	Brad VanPelt (6-5, Sr., F/C)	1.0
11	Gary Ganakas (5-5, Sr., G)	4.6
12	William Glover (6-2, So., G)	2.8
22	Bill Kilgore (6-7, Sr., C)	16.7
23	Benny White (6-8, Fr., G)	1.3
24	Cedric Milton (6-8, Fr., C)	1.8
25	Terry Furlow (6-3, Fr., F)	5.7
31	Mike Robinson (5-11, Jr., G)	25.3
32	Peter Davis (6-1, So., G)	3.3
34	Joe Shackleton (6-2, So., F)	1.1
41	Thomas McGill (6-4, So., F)	1.0
44	Allen Smith (6-5, So., F)	11.7
45	Lindsay Hairston (6-7, So., F/C)	11.5
---	Steve Borenstein (5-10, So., G)	2.0
---	Terry Fagan (5-9, Jr., G)	---
---	Dave Jackson (6-3, Fr., F)	---
---	Jim Shereda (6-8, Sr., C)	---

## 1973-74

(13-11 Overall; 8-6 - T-4th Big Ten)

DATE	OPPONENT	MSU-OPP	W/L
12/1/73	Central Michigan	78-70	W
12/8/73	<b>South Carolina</b>	63-74	L
12/10/73	<b>Eastern Michigan</b>	91-69	W
12/12/73	<b>Northern Michigan</b>	91-63	W
12/15/73	<b>Western Michigan</b>	85-76	W
12/18/73	Toledo	51-79	L
12/22/73	Detroit	71-73	ot L
12/28/73	*Boston College	81-94	L
1/2/74	"Holy Cross	97-85	W
1/5/74	Purdue	75-77	L
1/12/74	<b>Ohio State</b>	83-75	W
1/14/74	<b>Illinois</b>	90-82	W
1/19/74	Michigan (-14)	82-84	L
1/21/74	<b>Iowa</b>	95-86	W
1/26/74	Minnesota	67-66	W
1/28/74	<b>Illinois</b>	93-82	W
2/2/74	<b>Purdue</b>	76-74	W
2/4/74	<b>Notre Dame (-3)</b>	89-91	L
2/11/74	Ohio State	75-67	ot W
2/13/74	<b>Minnesota</b>	50-56	L
2/23/74	<b>Northwestern</b>	73-70	W
2/25/74	Indiana (-10)	85-91	L
3/2/74	Wisconsin	80-87	L
3/9/74	<b>Michigan (-16)</b>	87-103	L

\* Maryland Tournament (College Park, Md. - 2nd Place)

## 1973-74 Roster

#	Name (Ht., Year., Pos.)	PPG
12	William Glover (6-2, Jr., G)	7.0
15	Steve Borenstein (5-10, Jr., G)	---
21	David Cross (6-5, Jr., F)	---
22	Lovelle Rivers (6-5, Jr., F)	0.2
23	Benny White (5-8, So., G)	2.4
24	Cedric Milton (6-9, So., C)	4.7
25	Terry Furlow (6-4, So., F)	14.1
31	Mike Robinson (5-11, Sr., G)	22.4
32	Peter Davis (6-1, Jr., G)	5.4
33	Edgar Wilson (6-4, Fr., F)	2.7
34	Joe Shackleton (6-2, Jr., F)	0.3
41	Thomas McGill (6-4, Jr., F)	4.5
42	Brian Breslin (6-5, Sr., F)	4.4
44	Robert Chapman (6-2, Fr., F)	---
45	Lindsay Hairston (6-7, Jr., F/C)	16.5
---	Wayne Butler (6-5, Fr., F)	---
---	Dave Jackson (6-4, So., F)	---
---	Jim Shereda (6-8, Sr., C)	---
---	Kevin Vandenbussche (6-4, Fr., G/F)	---

## 1974-75

(17-9 Overall; 10-8 - 5th Big Ten)

DATE	OPPONENT	MSU-OPP	W/L
12/2/74	<b>Central Michigan</b>	82-78	W
12/7/74	<b>Eastern Michigan</b>	92-60	W
12/14/74	<b>Western Michigan</b>	62-59	W
12/16/74	Northern Michigan	91-59	W
12/20/74	*San Francisco	86-78	W
12/21/74	*Long Beach State	62-74	L
12/23/74	Detroit	72-69	W
1/2/75	Purdue (-18)	86-93	L
1/4/75	<b>Indiana (-2)</b>	55-107	L
1/6/75	<b>Ohio State</b>	88-84	W
1/11/75	<b>Michigan (-11)</b>	86-78	W
1/18/75	Minnesota (-16)	71-82	L
1/20/75	Iowa	79-83	L
1/25/75	<b>Wisconsin</b>	105-87	W
1/27/75	<b>Northwestern</b>	54-50	W
2/1/75	Illinois	70-60	W
2/3/75	Ohio State	101-83	W
2/5/75	Notre Dame (-16)	76-73	W
2/8/75	Michigan	84-96	L
2/15/75	<b>Minnesota</b>	86-81	ot W
2/17/75	<b>Iowa</b>	90-78	W
2/22/75	Wisconsin	96-103	L
2/24/75	Northwestern	66-67	L
3/1/75	<b>Illinois</b>	96-82	W
3/3/75	<b>Purdue</b>	84-82	W
3/8/75	Indiana (-1)	79-94	L

\* Cable Car Classic (San Francisco, Calif. - 2nd place)

## 1974-75 Roster

#	Name (Ht., Year., Pos.)	PPG
12	William Glover (6-2, Sr., G)	12.0
22	Lovelle Rivers (6-5, Sr., F)	0.8
23	Benny White (5-9, Jr., F)	6.8
24	Cedric Milton (6-8, Jr., F/C)	2.3
25	Terry Furlow (6-5, Jr., F)	20.4
32	Peter Davis (6-1, Sr., G)	8.9
33	Edgar Wilson (6-5, So., F)	3.4
41	Thomas McGill (6-4, Sr., F)	1.4
42	James Dudley (6-5, Fr., F)	0.9
44	Robert Chapman (6-2, So., F/G)	4.4
45	Lindsay Hairston (6-7, Sr., C)	19.3
52	Jeffrey Tropf (6-7, Fr., C)	5.1

## 1975-76

(14-13 Overall; 10-8 - 4th Big Ten)

DATE	OPPONENT	MSU-OPP	W/L
12/1/75	<b>Central Michigan</b>	69-61	W
12/6/75	Eastern Michigan	79-85	L
12/8/75	<b>Canisius</b>	83-68	W
12/13/75	Western Michigan	68-78	L
12/16/75	<b>Northern Michigan</b>	81-65	W
12/20/75	N. Carolina St. (-9)	75-95	L
12/22/75	Detroit	82-85	L
12/29/75	*Southern Miss.	89-77	W
12/30/75	*VCU	75-80	L
1/3/76	Wisconsin	63-70	L
1/5/76	<b>Iowa</b>	105-88	W
1/8/76	Northwestern	89-105	L
1/10/76	<b>Ohio State</b>	92-82	W
1/12/76	<b>Indiana (-7)</b>	57-69	L
1/17/76	Michigan (-16)	63-66	L
1/24/76	<b>Illinois</b>	74-83	W
1/26/76	Purdue	66-65	W
1/31/76	<b>Minnesota</b>	75-63	W
2/2/76	<b>Northwestern</b>	91-71	W
2/7/76	Ohio State	83-82	ot W
2/9/76	Indiana (-1)	70-85	L
2/14/76	<b>Michigan (-16)</b>	64-81	L





## YEAR-BY-YEAR RESULTS

2/21/76	Illinois	69-59	W
2/23/76	Purdue	89-76	W
2/28/76	Minnesota	61-71	L
3/1/76	Iowa	93-88	W
3/6/76	Wisconsin	82-86	L

\*VCU Invitational (Richmond, Va. - 2nd place)

## 1975-76 Roster

#	Name (Ht., Year., Pos.)	PPG
12	Milt Wiley (5-11, Fr., G)	1.6
15	Kevin Vandenbussche (6-4, Jr., G)	0.2
21	Paul Stoll (6-2, Jr., F/G)	0.0
22	Lovelle Rivers (6-5, Sr., C)	1.3
23	Benny Whitte (5-9, Sr., G)	6.3
24	Cedric Milton (6-9, Sr., C)	6.5
25	Terry Furlow (6-5, Sr., F)	29.4
32	Greg Kelsner (6-6, Fr., F)	11.7
33	Edgar Wilson (6-5, Jr., F/G)	7.7
34	Ricky Nash (6-4, So., F)	0.9
41	Dan Riewald (6-5, Jr., F)	1.5
42	Tanya Webb (6-8, Fr., F/C)	1.5
44	Robert Chapman (6-2, Jr., G)	14.6
45	David Jordan (6-5, So., F)	---
52	Patrick Holewinski (6-10, Sr., C)	0.6

JUD  
HEATHCOTE1976-95  
340-220 (.607)

Jud Heathcote arrived at MSU in 1976

as an unknown from the west coast and left in 1995 as one of the most respected and admired coaches in all of college basketball. Heathcote came to MSU from Montana, where he had a career record of 80-53 with two Big Sky Championships. It took him just two seasons to return the Spartan program to greatness. In 1977-78, his team finished with a 25-5 overall record and won the Big Ten title. A year later, his 1978-79 squad captured the first NCAA National Championship in school history along with a Big Ten title. He also had the honor of coaching one of the top duos in Spartan history: Magic Johnson and Greg Kelsner. Heathcote's teams remained in the top half of the Big Ten for most of the 1980s, before returning to the top spot in 1990. He remained strong to the end of his career, finishing second in the Big Ten in his final season. After 19 seasons, he retired in 1995 with a MSU career mark of 340-220, including three Big Ten Titles and one National Championship. In 2001, Heathcote was honored by the National Association of Basketball Coaches with the Golden Anniversary Award for 50 years of service to college basketball. He is also a 2001 inductee to the MSU Athletics Hall of Fame.

## 1976-77

(12-15 Overall; 9-9 - 5th Big Ten)

DATE	OPPONENT	MSU-OPP	W/L
11/29/76	Central Michigan	76-81	L
12/4/76	Western Michigan	73-74	L
12/6/76	North Carolina (-9)	58-81	L
12/11/76	Eastern Michigan	54-52 ot	W
12/15/76	Detroit	94-99	L

12/18/76	Canisius	82-59	W
12/20/76	North Carolina St.	78-60	W
12/29/76	*Holy Cross	61-70	L
12/30/76	*Jacksonville	63-65	L
1/6/77	Wisconsin	84-61	W
1/8/77	Northwestern	68-70	L
1/15/77	Michigan (-6)	70-83	L
1/17/77	Indiana	61-60	W
1/21/77	Illinois	67-58	W
1/22/77	Purdue (-19)	70-76	L
1/24/77	Minnesota (-11)	70-75	W(F)
1/27/77	Northwestern	58-66	L
1/29/77	Wisconsin	83-87	3ot L
2/5/77	Indiana	79-81	L
2/7/77	Iowa	79-87	L
2/12/77	Ohio State	71-57	W
2/17/77	Minnesota (-12)	77-99	W(F)
2/19/77	Iowa	81-79	W
2/26/77	Michigan (-3)	65-69	ot L
2/28/77	Ohio State	80-79	W
3/3/77	Purdue	69-78	L
3/7/77	Illinois	62-61	W

\* Gator Bowl Tournament (Jacksonville, Fla. - 4th place)

## 1976-77 Roster

#	Name (Ht., Year., Pos.)	PPG
12	Terry Donnelly (6-2, Fr., G)	7.9
15	Ron Charles (6-7, Fr., F)	2.5
21	Donald Flowers (6-1, Jr., G)	0.0
22	Nate Phillips (6-4, Jr., F/G)	0.7
23	Kevin Vandenbussche (6-4, Sr., G)	0.4
24	Herbert Drayton (6-1, Jr., G)	0.3
25	Alfred Brown (6-6, So., F)	1.3
32	Greg Kelsner (6-7, So., F)	21.7
33	Edgar Wilson (6-5, Sr., F)	9.2
34	Ricky Nash (6-4, Jr., F)	0.0
41	Dan Riewald (6-5, Sr., F)	0.2
42	Tanya Webb (6-7, So., C)	3.9
44	Robert Chapman (6-2, Sr., G)	19.6
45	James Couture (6-9, Jr., C)	5.9
52	Les DeYoung (6-9, Jr., C)	---
	Mike Longaker (6-1, Fr., G)	0.2

## 1977-78

NCAA TOURNAMENT  
BIG TEN CHAMPIONS

#4 AP/#5 UPI

(25-5 Overall; 15-3 - 1st Big Ten)

DATE	OPPONENT	MSU-OPP	W/L
11/28/77	Central Michigan	68-61	W
12/2/77	*Rhode Island	92-64	W
12/3/77	*Syracuse (-12)	67-75	L
12/8/77	Wichita State	84-57	W
12/10/77	Western Michigan	79-57	W
12/17/77	Middle Tenn. State	72-51	W
12/21/77	Detroit (-15)	103-74	W
12/29/77	**SMU	95-69	W
12/30/77	**New Hampshire	102-65	W
1/5/78	Minnesota (18/-)	87-83	W
1/7/78	Wisconsin (18/-)	74-63	W
1/12/78	Illinois (12/-)	82-70	W
1/14/78	Northwestern (12/-)	67-63	W
1/19/78	Purdue (10/-)	60-51	W
2/1/78	Iowa (10/-)	68-58	W
2/8/78	Ohio State (7/-)	70-60	W
1/30/78	Indiana (7/-)	66-71	L
2/2/78	Michigan (7/-)	63-65	L
2/4/78	Indiana (7/-)	68-59	W
2/9/78	Iowa (10/-)	71-70	W
2/11/78	Michigan (10/-)	73-62	W
2/16/78	Purdue (10/-)	80-99	L
2/18/78	Ohio State (10/-)	79-74	W

2/23/78	Northwestern (10/-)	66-56	W
2/25/78	Illinois (10/-)	89-67	W
3/2/78	Wisconsin (9/-)	89-75	W
3/4/78	Minnesota (9/-)	71-70	W
3/11/78	#Providence (6/-)	77-63	W
3/16/78	%Western Ky. (4/-)	90-69	W
3/18/78	%Kentucky (4/1)	49-52	L

\*\* Carrier Classic (Syracuse, N.Y. - 2nd place)

\* Old Dominion Classic (Norfolk, Va. - 1st place)

# NCAA Tournament (Indianapolis, Ind.)

% NCAA Tournament (Dayton, Ohio)

## 1977-78 Roster

#	Name (Ht., Year., Pos.)	PPG
11	Terry Donnelly (6-2, So., G)	6.0
12	Mike Brkovich (6-4, Fr., G/F)	2.3
15	Ron Charles (6-7, So., F)	6.3
21	Donald Flowers (6-2, Sr., G)	1.0
22	Nate Phillips (6-4, Sr., G)	0.0
23	Mike Longaker (6-1, So., G)	0.0
24	Len Williams (6-0, So., G)	2.2
25	Alfred Brown (6-6, Sr., F)	1.4
31	Jay Vincent (6-8, Fr., C)	11.3
32	Greg Kelsner (6-7, Jr., F)	17.7
33	Earvin Johnson (6-8, Fr., F)	17.0
41	Dan Riewald (6-5, Sr., G)	0.5
42	Rick Kaye (6-7, Fr., F)	0.0
43	Sten Feldreich (7-0, Fr., C)	1.6
44	Robert Chapman (6-2, Sr., G)	12.3
45	James Couture (6-9, Sr., C)	1.8

## 1978-79

NATIONAL CHAMPIONS  
BIG TEN CHAMPIONS

#3 AP/#4 UPI

(26-6 Overall; 13-5 - T-1st Big Ten)

DATE	OPPONENT	MSU-OPP	W/L
11/27/78	Central Mich. (7/-)	71-54	W
12/9/78	Cal St. Fullerton (4/-)	92-89	W
12/13/78	Western Mich. (3/-)	109-69	W
12/16/78	North Carolina (3/13)	69-70	L
12/19/78	!Cincinnati (5/-)	63-52	W
12/28/78	%Washington St. (4/-)	98-52	W
12/29/78	#Oregon State (4/-)	65-57	W
12/30/78	%Indiana (4/-)	74-57	W
1/4/79	Wisconsin (1/-)	84-55	W
1/6/79	Minnesota (1/-)	69-62	W
1/11/79	Illinois (1/4)	55-57	L
1/13/79	Purdue (1/-)	50-52	L
1/18/79	Indiana (6/-)	82-58	W
1/20/79	Iowa (6/-)	83-72	ot W
1/25/79	Michigan (4/-)	48-49	L
1/27/79	Northwestern (4/-)	65-83	L
2/1/79	Ohio State (4/13)	84-79	ot W
2/3/79	Northwestern (4/-)	61-50	W
2/4/79	Kansas (4/-)	85-61	W
2/8/79	Iowa (10/15)	60-57	W
2/10/79	Ohio State (10/13)	73-57	W
2/15/79	Indiana (8/-)	59-47	W
2/17/79	Michigan (8/-)	80-57	W
2/22/79	Purdue (7/18)	73-67	W
2/24/79	Illinois (7/-)	76-62	W
3/1/79	Minnesota (4/-)	76-63	W
3/3/79	Wisconsin (4/-)	81-83	L
3/11/79	*Lamar (4/-)	95-64	W
3/16/79	**Louisiana St. (3/7)	87-71	W
3/18/79	**Notre Dame (3/4)	80-68	W
3/24/79	%Pennsylvania (3/14)	101-67	W
3/26/79	%Indiana State (3/1)	75-64	W

# Far West Classic (Portland, Ore. - 1st place)

I played at Pontiac Silverdome

\* NCAA Tournament (Murfreesboro, Tenn.)

\*\* NCAA Tournament (Indianapolis, Ind.)

% NCAA Final Four (Salt Lake City, Utah)



## YEAR-BY-YEAR RESULTS

## SPARTANS

## 1978-79 Roster

#	Name (Ht., Year., Pos.)	PPG
10	Gerry Lloyd (6-1, Jr., G)	1.4
11	Terry Donnelly (6-2, Jr., G)	6.6
12	Mike Krkovich (6-4, So., G)	7.0
15	Ron Charles (6-7, Jr., F)	8.8
21	Don Brkovich (6-6, Fr., F)	0.6
23	Mike Longaker (6-1, Jr., G)	1.4
24	Jaimie Huffman (6-3, So., G)	0.3
25	Gerald Busby (6-4, Fr., G)	2.3
31	Jay Vincent (6-8, So., C)	12.7
32	Greg Kelsor (6-7, Sr., F)	18.8
33	Earvin Johnson (6-8, So., G)	17.1
35	Rob Gonzalez (6-7, Fr., F)	1.7
42	Richard Kaye (6-7, So., F)	1.3
43	Gerald Gilkie (6-7, So., F)	0.6

## 1979-80

(12-15 Overall; 6-12 - 9th Big Ten)

DATE	OPPONENT	MSU-OPP	W/L
11/30/79	*Princeton	60-46	W
12/1/79	*St. John's (-/16)	73-88	L
12/6/79	Long Beach State	87-73	W
12/10/79	Portland State	88-54	W
12/14/79	Wichita State	54-55	L
12/18/79	Central Michigan	95-76	W
12/20/79	Detroit	63-57	W
12/28/79	**Weber State	61-63	L
12/29/79	**Loyola Marymount	82-65	W
1/3/80	Purdue (-/8)	73-74	L
1/5/80	Minnesota	80-93	L
1/10/80	Northwestern	61-65	L
1/12/80	Indiana (-/19)	64-72	L
1/17/80	Wisconsin	62-61	W
1/19/80	Iowa (-/13)	75-67	W
1/24/80	Michigan	59-58	ot W
1/26/80	Illinois	65-74	L
1/31/80	Ohio State (-/6)	74-54	W
2/2/80	Illinois	68-59	W
2/7/80	Iowa	39-44	ot L
2/9/80	Ohio State (-/13)	59-71	L
2/14/80	Wisconsin	66-80	L
2/16/80	Michigan	82-74	W
2/21/80	Indiana (-/19)	72-75	L
2/23/80	Northwestern	73-75	3ot L
2/28/80	Minnesota	73-87	L
3/1/80	Purdue (-/18)	73-91	L

\* Lapchick Memorial Tournament (Jamaica, N.Y. - 2nd place)

\*\* Las Vegas Holiday Classic (Las Vegas, Nev. - 3rd place)

## 1979-80 Roster

#	Name (Ht., Year., Pos.)	PPG
5	Kevin Smith (6-1, So., G)	8.4
11	Terry Donnelly (6-2, Sr., G)	8.8
12	Mike Krkovich (6-4, Jr., F/G)	8.8
15	Ron Charles (6-8, Sr., F)	14.5
21	Don Brkovich (6-6, So., F)	1.0
22	Bill Cawood (6-6, Fr., G)	0.5
23	Mike Longaker (6-2, Sr., G)	1.2
30	Kurt James (6-7, Jr., F)	1.5
31	Jay Vincent (6-8, Jr., C)	21.5
35	Rob Gonzalez (6-7, So., F)	2.3
41	Derek Perry (6-6, Fr., F)	2.4
42	Richard Kaye (6-6, Jr., F)	1.0
44	Herb Bostic (6-4, Fr., F)	1.1
52	Steve Bates (6-10, So., C)	0.7

## 1980-81

(13-14 Overall; 7-11 - 8th Big Ten)

DATE	OPPONENT	MSU-OPP	W/L
11/28/80	*Western Michigan	89-77	W
11/29/80	*Central Michigan	66-89	L
12/4/80	Long Beach State	71-60	W
12/6/80	Cal State Fullerton	58-42	W
12/12/80	Eastern Michigan	73-63	W
12/16/80	Brigham Young (-/18)	50-82	L

12/19/80	**Utah State	70-74	L
12/20/80	**Providence	77-76	W
12/27/80	St. Joseph	71-67	W
1/8/81	Indiana	43-55	L
1/10/81	Iowa (-/11)	57-65	L
1/15/81	Minnesota (-/20)	77-86	L
1/17/81	Northwestern	84-70	W
1/22/81	Wisconsin	62-63	L
1/24/81	Purdue	74-68	W
1/29/81	Illinois	70-71	L
1/31/81	Ohio State	60-54	W
2/5/81	Michigan (-/14)	77-79	ot L
2/7/81	Ohio State	61-73	L
2/12/81	Purdue	48-63	L
2/14/81	Michigan (-/13)	70-66	W
2/19/81	Wisconsin	74-65	W
2/21/81	Illinois (-/15)	62-82	L
2/26/81	Northwestern	74-61	W
2/28/81	Minnesota	89-92	2ot L
3/5/81	Iowa (-/8)	71-70	ot W
3/7/81	Indiana (-/14)	48-69	L

\* Spartan Cutlass Classic (2nd place)

\*\* Industrial National Classic (Providence, R.I. - 3rd place)

## 1980-81 Roster

#	Name (Ht., Year., Pos.)	PPG
5	Kevin Smith (6-2, Jr., G)	13.5
10	Tim Gore (6-4, Fr., G)	1.1
12	Mike Krkovich (6-5, Sr., G)	8.2
15	Bob Fossum (5-9, Fr., G)	0.2
20	Ben Tower (6-8, Fr., F)	5.0
22	Bill Cawood (6-7, So., G)	0.8
23	Randy Morrison (6-2, Fr., G)	3.4
24	Richard Mudd (6-9, Jr., F)	0.0
30	Kurt James (6-7, Sr., F)	---
31	Jay Vincent (6-8, Sr., F/C)	22.6
41	Derek Perry (6-6, So., F)	7.5
42	Richard Kaye (6-6, Sr., F)	3.3
44	Herb Bostic (6-4, So., F/G)	2.4
45	Kevin Radelet (5-11, Jr., G)	0.2
46	George Cooper	2.7
52	Steve Bates (6-10, Jr., C)	0.6

## 1981-82

(12-16 Overall; 7-11 - 7-7th Big Ten)

DATE	OPPONENT	MSU-OPP	W/L
11/27/81	*Central Michigan	89-70	W
11/28/81	*Western Michigan	79-83	L
12/2/81	Detroit	65-62	ot W
12/5/81	Kansas	56-74	L
12/12/81	Cincinnati	45-56	L
12/15/81	UW-Green Bay	49-48	ot W
12/19/81	Marshall	101-82	W
12/28/81	**North Carolina St.	46-67	L
12/29/81	**Cal St. Fullerton	51-50	ot W
12/30/81	**Hawaii	61-62	L
1/7/82	Indiana	65-58	W
1/9/82	Minnesota (-/6)	58-64	L
1/14/82	Purdue	47-53	L
1/16/82	Illinois	51-55	L
1/21/82	Michigan	64-62	W
1/23/82	Wisconsin	68-58	W
1/28/82	Iowa (-/6)	56-57	L
1/30/82	Northwestern	64-61	W
2/4/82	Ohio State	49-50	ot L
2/6/82	Northwestern	43-48	L
2/11/82	Michigan	66-55	W
2/13/82	Ohio State	46-51	L
2/18/82	Iowa (-/7)	53-59	L
2/20/82	Wisconsin	60-65	W(F)
2/25/82	Illinois	56-47	W
2/27/82	Purdue	49-51	L

3/4/82	Minnesota (-/7)	51-54	L
3/6/82	Indiana	58-74	L

\* Spartan Cutlass Classic (2nd place)

\*\* Rainbow Classic (Honolulu, Hawaii - 6th place)

## 1981-82 Roster

#	Name (Ht., Year., Pos.)	PPG
5	Kevin Smith (6-2, Sr., G)	15.6
10	Tim Gore (6-4, So., G)	0.4
11	Sam Vincent (6-2, Fr., G)	11.7
20	Ben Tower (6-8, So., F)	5.4
22	Bill Cawood (6-7, Jr., F)	0.5
23	Randy Morrison (6-2, So., G)	5.0
24	Richard Mudd (6-9, So., F/C)	3.3
30	Kurt James (6-7, Sr., F)	1.5
35	Larry Polec (6-8, Fr., F)	---
41	Derek Perry (6-6, Jr., F)	8.6
42	Kevin Willis (7-0, So., C)	6.0
43	Evaristo Perez	2.0
44	Herb Bostic (6-4, Jr., F/G)	1.0
50	Cleveland Bibbens (6-6, So., F)	2.8
52	Steve Bates (6-10, Sr., C)	0.5

## 1982-83

(17-13 Overall; 9-9 - T-6th Big Ten)

DATE	OPPONENT	MSU-OPP	W/L
11/26/82	*Western Michigan	72-65	W(F)
11/27/82	*Central Michigan	62-47	W
11/29/82	Boise State	71-59	W
12/4/82	Brigham Young	63-55	W
12/11/82	N. Carolina St. (-/18)	41-45	L
12/13/82	Cincinnati	70-69	W
12/18/82	Detroit	75-72	ot W
12/21/82	Cleveland State	95-56	W
12/28/82	**S.W. Louisiana	66-71	L
12/29/82	**Tulane	58-81	L
1/5/83	Iowa (-/8)	61-59	W
1/8/83	Northwestern	51-62	L
1/13/83	Wisconsin	86-66	W
1/15/83	Minnesota (-/17)	67-69	L
1/20/83	Indiana (-/2)	85-89	L
1/22/83	Ohio State	69-74	L
1/27/83	Illinois	71-78	L
1/29/83	Purdue	83-67	W
2/5/83	Michigan	70-65	W
2/12/83	Michigan	67-74	L
2/17/83	Purdue	55-61	L
2/19/83	Illinois	61-69	L
2/24/83	Ohio St. (-/15)	101-94	3ot W
2/26/83	Indiana (-/4)	62-54	W
3/3/83	Minnesota	79-67	W
3/5/83	Wisconsin	91-65	W
3/9/83	Northwestern	63-58	W
3/12/83	Iowa	57-75	L
3/18/83	#Bowling Green	72-71	W
3/21/83	#Fresno State	58-72	L

\* Spartan Cutlass Classic (1st place)

\*\* Sugar Bowl Tournament (New Orleans, La. - 4th place)

# National Invitation Tournament (East Lansing)

## 1982-83 Roster

#	Name (Ht., Year., Pos.)	PPG
10	Tim Gore (6-4, Jr., G)	0.3
11	Sam Vincent (6-2, So., G)	16.6
14	Matt Carrington (6-1, So., G)	0.3
15	Ralph Walker (6-8, Fr., F)	1.3
20	Ben Tower (6-8, Jr., F)	5.9
22	Bill Cawood (6-7, Sr., F/G)	1.2
24	Richard Mudd (6-9, Jr., F/C)	2.5
25	Scott Skiles (6-1, Fr., G)	12.5
35	Larry Polec (6-8, So., F)	4.5
40	Paul Horton (6-9, So., C)	---
41	Derek Perry (6-6, Sr., F)	9.1
42	Kevin Willis (7-0, Jr., C)	13.3
44	Patrick Ford (6-5, Fr., G/F)	4.7
45	Sterling William (6-6, Jr., F)	---



## YEAR-BY-YEAR RESULTS

## 1983-84

(16-12 Overall; 9-9 - 5th Big Ten)

DATE	OPPONENT	MSU-OPP	W/L
11/25/83	*Central Mich. (12/-)	73-52	W
11/26/83	*Western Mich. (12/-)	81-52	W
12/1/83	St. Peter's (11/-)	66-73	L
12/3/83	Ill.-Chicago (11/-)	99-82	W
12/12/83	Cleveland St. (17/-)	71-62	W
12/15/83	Brooklyn (17/-)	85-72	W
12/22/83	Missouri	66-79	L
12/28/83	**Alabama	69-81	L
12/29/83	**Nebraska	58-45	W
1/4/84	Iowa	73-72	W
1/7/84	Northwestern	69-76	L
1/12/84	Wisconsin	74-81	W(F)
1/14/84	Minnesota	61-69	L
1/19/84	Indiana	62-70	ot L
1/21/84	Ohio State	68-82	L
1/26/84	Illinois (-/9)	40-46	L
1/28/84	Purdue	54-72	L
2/2/84	Michigan	72-67	W
2/5/84	Oregon State	56-55	W
2/11/84	Michigan	61-71	L
2/16/84	Purdue (-/11)	63-53	W
2/19/84	Illinois (-/7)	53-70	L
2/22/84	Ohio State	70-86	L
2/26/84	Indiana	57-54	W
3/1/84	Minnesota	83-62	W
3/3/84	Wisconsin	78-59	W
3/8/84	Northwestern	63-55	W
3/11/84	Iowa	51-44	W

\* Spartan Cutlass Classic (1st place)

\*\* Cotton States Classic (Atlanta, Ga. - 3rd place)

## 1983-84 Roster

#	Name (Ht., Year., Pos.)	PPG
00	Ken Johnson (6-8, Jr., F)	8.5
4	Scott Skiles (6-1, So., G)	14.5
10	Tim Gore (6-4, Sr., G)	0.2
11	Sam Vincent (6-2, Jr., G)	15.6
13	Darryl Johnson (6-2, Fr., G)	6.0
15	Ralph Walker (6-8, So., F)	1.7
20	Ben Tower (6-8, Sr., F)	5.8
21	Greg Pedro (6-4, Fr., G)	1.0
24	Richard Mudd (6-9, Sr., F/C)	1.0
35	Larry Polec (6-8, Jr., F)	6.0
40	Barry Fordham (6-8, Sr., C)	0.5
42	Kevin Willis (7-0, Sr., C)	11.0
44	Patrick Ford (6-5, So., G/F)	6.1

## 1984-85

## NCAA TOURNAMENT

#20 UPI

(19-10 Overall; 10-8 - T-5th Big Ten)

DATE	OPPONENT	MSU-OPP	W/L
11/24/84	Canisius	80-71	W
11/30/84	**Western Michigan	77-61	W
12/1/84	**Army	76-64	W
12/10/84	St. Peter's	50-38	W
12/12/84	Western Illinois	93-61	W
12/15/84	Missouri	79-61	W
12/18/84	George Washington	68-54	W
12/22/84	Illinois-Chicago	81-60	W
12/28/84	#Boston College	78-82	L
12/29/84	#San Diego State	77-61	W
1/3/85	Ohio State	82-79	W
1/5/85	Indiana (-/12)	68-61	W
1/10/85	Purdue (17/-)	81-72	ot W
1/12/85	Illinois (17/15)	63-75	L
1/17/85	Iowa (19/-)	65-79	L
1/19/85	Minnesota (19/-)	75-81	L

1/24/85	Michigan (-/18)	75-86	L
1/31/85	Wisconsin	77-68	W
2/2/85	Northwestern	68-54	W
2/7/85	Illinois (-/9)	64-56	W
2/9/85	Purdue	65-66	L
2/13/85	Minnesota	64-73	L
2/16/85	Iowa (-/11)	57-55	W
2/23/85	Michigan (-/3)	73-75	L
2/27/85	Northwestern	61-47	W
3/2/85	Wisconsin	82-63	W
3/7/85	Indiana	68-58	W
3/9/85	Ohio State	79-90	L
3/15/85	*Ala.-Birmingham	68-70	L

\* NCAA Tournament (Houston, Texas)

\*\* Spartan Cutlass Classic (1st place)

\* Cabrillo Classic (San Diego, Calif. - 3rd place)

## 1984-85 Roster

#	Name (Ht., Year., Pos.)	PPG
00	Ken Johnson (6-8, Sr., F/C)	10.8
4	Scott Skiles (6-1, Jr., G)	17.7
11	Sam Vincent (6-2, Sr., G)	23.0
13	Darryl Johnson (6-2, So., G)	5.3
15	Ralph Walker (6-8, Jr., F)	2.3
20	Greg Vanek (6-6, Jr., F)	0.3
21	Greg Pedro (6-4, So., G)	1.0
24	Richard Mudd (6-9, Sr., F)	3.9
30	Jim Sarkine (6-9, Fr., F)	---
35	Larry Polec (6-8, Sr., G/F)	8.7
40	Barry Fordham (6-8, So., F/C)	1.1
44	Scott Sekal (6-8, Fr., F)	---
45	Carlton Valentine (6-6, Fr., F)	1.6
55	Mario Izzo (6-11, Fr., C)	---

## 1985-86

## NCAA TOURNAMENT

#18 AP/#18 UPI/#12 USA Today

(23-8 Overall; 12-6 - 3rd Big Ten)

DATE	OPPONENT	MSU-OPP	W/L
11/23/85	Western Illinois	98-63	W
11/26/85	Maine	89-58	W
11/29/85	**Central Michigan	103-60	W
11/30/85	**Western Michigan	84-64	W
12/4/85	George Washington	87-61	W
12/7/85	Canisius	90-61	W
12/14/85	Iowa State	80-82	ot L
12/21/85	Illinois-Chicago	99-74	W
12/27/85	#Massachusetts	93-45	W
12/28/85	#New Mexico	76-61	W
1/2/86	Ohio State	73-84	L
1/5/86	Indiana (-/15)	77-74	W
1/9/86	Purdue (-/20)	83-88	L
1/12/86	Illinois (-/18)	58-51	W
1/16/86	Iowa	71-82	L
1/18/86	Minnesota	71-76	L
1/25/86	Michigan (-/6)	91-79	W
1/30/86	Wisconsin	83-81	W
2/1/86	Northwestern	97-69	W
2/6/86	Illinois	84-80	W
2/8/86	Purdue	82-88	L
2/13/86	Iowa	83-73	L
2/15/86	Minnesota	76-66	W
2/20/86	Michigan (19/7)	74-59	W
2/27/86	Northwestern (17/-)	82-48	W
3/2/86	Wisconsin (17/-)	84-71	W
3/5/86	Indiana (17/16)	79-97	L
3/8/86	Ohio State (17/-)	91-81	W
3/13/86	*Washington (18/-)	72-70	W
3/15/86	*Georgetown (18/13)	80-68	W
3/21/86	@Kansas (18/2)	86-96	ot L

\* NCAA Tournament (Dayton, Ohio)

@ NCAA Tournament (Kansas City, Kan.)

\*\* Spartan Cutlass Classic - (1st place)

# Lobo Classic (Albuquerque, N.M. - 1st place)

## 1985-86 Roster

#	Name (Ht., Year., Pos.)	PPG
00	Keith Hill (6-4, Fr., G)	2.0
4	Scott Skiles (6-1, Sr., G)	27.4
13	Darryl Johnson (6-2, Jr., G)	16.6
15	Ralph Walker (6-8, Sr., F)	2.8
22	Andre Rison (6-0, Fr., G)	0.0
23	Vernon Carr (6-6, Jr., G)	13.8
24	Mark Brown (6-0, Fr., G)	2.3
30	Jim Sarkine (6-9, Fr., F)	0.3
34	David Mueller (6-9, Fr., F/C)	2.1
35	Larry Polec (6-8, Sr., F)	10.7
40	Barry Fordham (6-8, Jr., C/F)	2.8
42	Todd Wolfe (6-5, Fr., G/F)	4.0
44	Scott Sekal (6-8, Fr., F)	2.0
45	Carlton Valentine (6-6, So., F)	6.0
55	Mario Izzo (6-11, Fr., C)	0.5

## 1986-87

(11-17 Overall; 6-12 - 7th Big Ten)

DATE	OPPONENT	MSU-OPP	W/L
11/28/86	*Eastern Michigan	99-83	W
11/29/86	*Navy	90-91	ot L
12/2/86	Brooklyn	80-62	W
12/4/86	Maine	81-84	L
12/6/86	George Washington	77-62	W
12/13/86	Iowa State	86-85	W
12/16/86	Illinois-Chicago	65-74	L
12/20/86	Texas Christian	47-66	L
12/29/86	%Brigham Young	88-96	L
12/30/86	%Wake Forest	71-62	W
1/3/87	Purdue (-/2)	72-87	L
1/5/87	Illinois (-/16)	72-79	L
1/8/87	Indiana (-/4)	60-79	L
1/10/87	Ohio State	90-80	W
1/15/87	Michigan	70-74	L
1/22/87	Wisconsin	81-78	W
1/26/87	Northwestern	65-67	L
1/29/87	Iowa (-/2)	75-89	L
1/31/87	Minnesota	72-60	W
2/4/87	Indiana (-/2)	80-84	L
2/9/87	Ohio State	72-90	L
2/15/87	Michigan	90-81	W
2/19/87	Northwestern	96-71	W
2/21/87	Wisconsin	63-65	L
2/26/87	Iowa (-/7)	64-93	L
2/28/87	Minnesota	77-67	W
3/4/87	Purdue (-/3)	59-69	L
3/7/87	Illinois	64-77	L

\* Spartan Cutlass Classic (2nd place)

% Cable Car Classic (Santa Clara, Calif. - 3rd place)

## 1986-87 Roster

#	Name (Ht., Year., Pos.)	PPG
10	Kirk Manns (6-1, Fr., G)	7.3
13	Darryl Johnson (6-2, Sr., G)	22.1
20	Ken Redfield (6-7, Fr., F)	1.4
23	Vernon Carr (6-6, Sr., G/F)	13.8
24	Mark Brown (6-0, So., G)	---
30	Jim Sarkine (6-9, So., F)	0.3
34	David Mueller (6-9, So., F/C)	---
35	Ed Wright (6-6, Jr., G/F)	4.1
40	Barry Fordham (6-8, Sr., F/C)	5.8
41	George Papadakos (7-0, Jr., C)	3.4
42	Todd Wolfe (6-5, So., G/F)	5.3
43	Bobby Worthington (6-7, Jr., F)	1.9
44	Scott Sekal (6-8, So., F)	0.9
45	Carlton Valentine (6-5, Jr., F)	11.1
55	Mario Izzo (6-11, So., C)	0.6



## YEAR-BY-YEAR RESULTS

## SPARTANS

## 1987-88

(10-18 Overall; 5-13 - 8th Big Ten)

DATE	OPPONENT	MSU-OPP	W/L
11/27/87	Detroit	65-63	ot W
12/2/87	Maine	87-44	W
12/5/87	George Washington	64-65	L
12/12/87	Texas Christian	69-52	W
12/15/87	Illinois-Chicago	78-64	W
12/17/87	Eastern Michigan	80-84	ot L
12/19/87	Austin Peay	77-85	L
12/22/87	San Jose State	82-68	W
12/29/87	%Arizona (-/1)	58-78	L
12/30/87	%Florida (-/8)	59-83	L
1/7/88	Wisconsin	72-78	2ot L
1/9/88	Illinois (-/19)	62-77	L
1/14/88	Michigan (-/10)	72-90	L
1/16/88	Indiana (-/15)	75-74	ot W
1/20/88	Purdue (-/5)	67-78	L
1/27/88	Minnesota	66-59	L
2/1/88	Ohio State	76-64	W
2/4/88	Northwestern	65-64	W
2/6/88	Iowa (-/13)	72-101	L
2/10/88	Purdue (-/2)	70-72	L
2/13/88	Illinois	65-83	L
2/18/88	Indiana	58-95	L
2/22/88	Michigan (-/10)	67-77	L
2/27/88	Ohio State	78-77	ot W
3/3/88	Iowa (-/11)	87-103	L
3/8/88	Minnesota	61-62	L
3/10/88	Northwestern	55-53	W
3/12/88	Wisconsin	69-71	L

% Fiesta Basketball Classic (Tucson, Ariz. - 4th place)  
**1987-88 Roster**

#	Name (Ht., Year., Pos.)	PPG
10	Kirk Manns (6-1, So., G)	11.0
20	Ken Redfield (6-7, So., F)	5.7
21	Steve Smith (6-6, Jr., G/F)	10.7
22	Aaron Rison (6-0, Jr., G)	1.3
23	Jesse Hall (6-3, Fr., G)	3.3
24	Todd Wolfe (6-5, Jr., G)	4.4
30	Jim Sarkine (6-9, Sr., F)	0.0
34	David Mueller (6-9, So., F/C)	0.5
35	Ed Wright (6-6, Sr., G/F)	6.2
41	George Papadokas (7-0, Sr., C)	10.1
43	Bobby Worthington (6-7, Sr., F)	4.0
44	Scott Sekal (6-8, Sr., F)	1.5
45	Carlton Valentine (6-5, Sr., F)	13.3
55	Mario Izzo (6-11, Sr., C)	1.0

## 1988-89

(18-15 Overall; 6-12 - T-8th Big Ten)

DATE	OPPONENT	MSU-OPP	W/L
11/28/88	Furman	98-68	W
11/30/88	Nebraska	77-75	W
12/10/88	Bowling Green	89-72	W
12/13/88	Illinois-Chicago	96-74	W
12/15/88	Detroit	96-91	ot W
12/17/88	Austin Peay	70-60	W
12/22/88	Eastern Michigan	91-76	W
12/28/88	%Colorado	60-57	W
12/29/88	%Oregon State	58-63	L
12/30/88	%Oregon	76-61	W
1/5/89	Iowa (-/9)	82-93	L
1/7/89	Illinois (-/3)	54-71	L
1/11/89	Northwestern	64-62	W
1/14/89	Ohio State (-/18)	81-83	L
1/21/89	Indiana (-/19)	60-75	L
1/25/89	Purdue	106-83	W
1/28/89	Minnesota	73-64	W
2/2/89	Wisconsin	64-69	ot L
2/4/89	Michigan (-/11)	66-82	L
2/11/89	Ohio State (-/16)	75-81	L
2/16/89	Illinois (-/5)	56-75	L

2/18/89	Purdue	63-87	L
2/23/89	Indiana (-/4)	65-76	L
2/25/89	Northwestern	80-65	W
2/27/89	Michigan (-/13)	52-79	L
3/2/89	Iowa (-/11)	83-81	W
3/8/89	Minnesota	61-77	L
3/11/89	Wisconsin	70-61	W
3/16/89	#Kent State	83-69	W
3/20/89	*Wichita State	79-67	W
3/22/89	**Villanova	70-63	W
3/27/89	%St. Louis	64-74	L
3/29/89	%Ala.-Birmingham	76-78	ot L
% Far West Classic (Portland, Ore. - 3rd place)			
# National Invitation Tournament (Detroit, Mich.)			
* National Invitation Tournament (East Lansing)			
** National Invitation Tournament (Philadelphia, Pa.)			
% National Invitation Tournament (New York, N.Y.)			

## 1988-89 Roster

#	Name (Ht., Year., Pos.)	PPG
10	Kirk Manns (6-1, Jr., G)	11.9
11	Mark Montgomery (6-2, Fr., G)	3.7
20	Ken Redfield (6-7, Jr., F)	13.9
21	Steve Smith (6-6, So., G)	17.7
22	Jeff Casler (6-0, So., G)	0.8
23	Jesse Hall (6-3, So., G)	3.4
24	Todd Wolfe (6-5, Sr., G/F)	8.1
25	Jon Zulauf (6-7, Fr., F)	0.0
30	Jim Sarkine (6-9, Sr., F)	0.1
34	David Mueller (6-9, Jr., C)	0.3
35	Matt Steigenga (6-7, Fr., F)	8.7
42	Parish Hickman (6-7, Fr., F)	5.1
44	Scott Sekal (6-8, Sr., F)	1.8
54	Mike Peplowski (6-10, Fr., C)	---

## 1989-90

NCAA TOURNAMENT  
BIG TEN CHAMPIONS

#4 AP/#4 UPI/#7 USA Today

(28-6 Overall; 15-3 - 1st Big Ten)

DATE	OPPONENT	MSU-OPP	W/L
11/24/89	%Auburn	92-79	W
11/25/89	%Texas A&M	87-75	W
11/27/89	%Kansas State	73-68	W
11/29/89	Nebraska	80-69	W
12/2/89	Furman	84-63	W
12/9/89	Austin Peay	88-76	W
12/12/89	Ill.-Chicago (25/-)	57-65	L
12/16/89	Detroit (25/-)	94-65	W
12/18/89	Bowling Green (25/-)	79-81	L
12/20/89	Evansville (25/-)	80-66	W
12/23/89	Eastern Mich. (25/-)	87-73	W
12/29/89	#San Jose State	88-61	W
12/30/89	#Princeton	51-49	W
1/6/90	Wisconsin	64-61	W
1/11/90	Ohio State	78-68	W
1/13/90	Iowa	87-80	W
1/18/90	Illinois (-/7)	64-73	L
1/20/90	Northwestern	91-80	W
1/24/90	Indiana (-/12)	75-57	W
1/27/90	Michigan (-/7)	63-85	L
2/1/90	Minnesota (-/19)	74-79	L
2/3/90	Purdue (-/8)	64-53	W
2/8/90	Wisconsin (23/-)	60-57	W
2/10/90	Ohio State (23/-)	84-75	W
2/12/90	Iowa (23/-)	80-70	W
2/17/90	Illinois (21/15)	70-63	W
2/25/90	Indiana (15/25)	72-66	W
3/1/90	Michigan (14/8)	78-70	W
3/3/90	Minnesota (14/17)	75-73	ot W
3/8/90	Northwestern (7/-)	84-68	W
3/11/90	Purdue (7/10)	72-70	W
3/15/90	SMurray St. (3/-)	75-71	ot W
3/17/90	SUCSB (3/-)	62-58	W
3/23/90	&Georgia Tech (3/9)	80-81	ot L

% Great Alaska Shootout (Anchorage, Alaska - 1st place)  
 # Oldsmobile Spartan Classic (1st place)  
 \$ NCAA Tournament (Knoxville, Tenn.)  
 & NCAA Tournament (New Orleans, La.)

## 1989-90 Roster

#	Name (Ht., Year., Pos.)	PPG
10	Kirk Manns (6-1, Sr., G)	15.3
11	Mark Montgomery (6-2, So., G)	3.6
20	Ken Redfield (6-7, Sr., F)	11.6
21	Steve Smith (6-6, Jr., G)	20.2
22	Jeff Casler (6-0, Jr., G)	0.8
23	Jesse Hall (6-3, Jr., G)	1.0
24	Todd Wolfe (6-5, Sr., G)	2.1
25	Jon Zulauf (6-6, Fr., F)	0.7
31	Dwayne Stephens (6-7, Fr., F)	4.3
34	Dave Mueller (6-9, Sr., C)	0.3
35	Matt Steigenga (6-7, So., F)	10.4
42	Parish Hickman (6-7, So., F)	6.3
44	Matt Hofkamp (6-10, Fr., C)	---
54	Mike Peplowski (6-10, Fr., C)	5.3

## 1990-91

## NCAA TOURNAMENT

#14 AP/#22 UPI

(19-11 Overall; 11-7 - T-3rd Big Ten)

DATE	OPPONENT	MSU-OPP	W/L
11/23/90	Furman (4/-)	78-73	W
11/28/90	Nebraska (5/-)	69-71	L
12/1/90	Bowling Green (5/-)	85-98	L
12/8/90	Detroit (19/-)	83-61	W
12/13/90	Cincinnati (21/-)	65-63	W
12/15/90	IUNLV (21/1)	75-95	L
12/18/90	Evansville (24/-)	81-76	W
12/20/90	Central Mich. (24/-)	74-61	W
12/28/90	#George Mason (25/-)	97-72	W
12/29/90	#Louisiana Tech (25/-)	77-62	W
1/3/91	Michigan (25/-)	85-70	W
1/5/91	Iowa (25/22)	66-79	L
1/10/91	Wisconsin	65-50	W
1/12/91	Northwestern	66-59	W
1/17/91	Illinois	71-68	W
1/19/91	Minnesota	73-64	W
1/23/91	Purdue (22/-)	51-62	L
1/26/91	Indiana (22/3)	63-97	L
1/31/91	Ohio State (-/3)	75-61	W
2/7/91	Iowa (25/-)	67-71	L
2/9/91	Wisconsin (25/-)	78-84	2ot W
2/14/91	Northwestern	55-53	L
2/16/91	Illinois	62-58	W
2/23/91	Purdue	75-58	W
2/25/91	Minnesota	74-72	W
2/28/91	Indiana (-/5)	56-62	L
3/3/91	Ohio State (-/2)	64-65	L
3/9/91	Michigan	66-59	W
3/15/91	SUW-Green Bay	60-58	W
3/17/91	Utah (-/10)	84-85	2ot L

I played at Palace of Auburn Hills  
 # Oldsmobile Spartan Classic (1st place)  
 \$ NCAA Tournament (Tucson, Ariz.)

## 1990-91 Roster

#	Name (Ht., Year., Pos.)	PPG
3	Kris Weshinsky (6-3, Fr., G)	2.5
11	Mark Montgomery (6-2, Jr., G)	7.5
12	Andy Penick (6-2, Fr., G)	4.0
21	Steve Smith (6-7, Sr., G)	25.1
22	Jeff Casler (6-0, Sr., G)	0.4
24	Shawn Respect (6-3, Fr., G)	0.0
25	Jon Zulauf (6-6, So., F)	1.3
31	Dwayne Stephens (6-7, So., F)	5.3
35	Matt Steigenga (6-7, Jr., F)	12.6
42	Parish Hickman (6-7, Jr., F)	6.0
44	Matt Hofkamp (6-10, Fr., C)	0.8
45	Ron Haley (6-6, So., G)	0.4
54	Mike Peplowski (6-10, So., C)	7.7





## YEAR-BY-YEAR RESULTS

## 1991-92

## NCAA TOURNAMENT

#14 AP/#11 UPI/#15 USA Today  
(22-8 Overall; 11-7 - T-3rd Big Ten)

DATE	OPPONENT	MSU-OPP	W/L
11/25/91	*Lamar	81-68	W
11/26/91	*Rice	75-67	W
11/27/91	*Arkansas (-/2)	86-71	W
12/4/91	*Nebraska (22/-)	101-78	W
12/7/91	Dayton (22/-)	83-74	W
12/14/91	Detroit (t-13/-)	91-75	W
12/17/91	Ill.-Chicago (12/-)	75-51	W
12/21/91	Cincinnati (9/-)	90-89	W
12/27/91	*Austin Peay (9/-)	82-71	W
12/28/91	*Stanford (9/-)	72-62	W
1/1/92	Ohio State (9/7)	46-62	L
1/7/92	Illinois (9/-)	77-75	W
1/15/92	Northwestern (11/-)	78-61	W
1/18/92	Minnesota (11/-)	66-70	L
1/22/92	Purdue (14/-)	66-61	W
1/29/92	Michigan (13/15)	79-89	ot L
2/1/92	Indiana (13/4)	76-60	W
2/6/92	Iowa (11/-)	63-77	L
2/8/92	Wisconsin (11/-)	79-64	W
2/12/92	Wisconsin (12/-)	76-61	W
2/15/92	Michigan (12/17)	70-59	W
2/19/92	Indiana (11/7)	73-103	L
2/22/92	Purdue (11/-)	70-68	W
2/29/92	Ohio State (12/8)	65-78	L
3/5/92	Northwestern (13/-)	72-55	W
3/7/92	Illinois (13/-)	71-80	L
3/11/92	Minnesota (16/-)	66-57	W
3/15/92	Iowa (16/-)	64-53	W
3/20/92	SSW Mo. St. (14/-)	61-54	W
3/22/92	*Cincinnati (14/12)	65-77	L

% Maui Invitational (Maui, Hawai'i - 1st place)

% Oldsmobile Spartan Classic (1st place)

\$ NCAA Tournament (Dayton, Ohio)

## 1991-92 Roster

#	Name (Ht., Year., Pos.)	PPG
3	Kris Welshinsky (6-4, So., G)	6.4
11	Mark Montgomery (6-2, Sr., G)	7.0
12	Andy Penick (6-2, So., G)	1.0
13	Eric Snow (6-3, Fr., G)	0.6
20	Mark Blum (6-6, Fr., F)	1.1
22	Steve Nicodemus (6-4, Fr., G)	---
23	Daimon Beathea (6-7, Fr., F)	---
24	Shawn Respert (6-3, Fr., G)	15.8
25	Jon Zulauf (6-6, Jr., F)	3.1
31	Dwayne Stephens (6-7, Jr., F)	11.1
34	Anthony Miller (6-9, So., F)	7.2
35	Matt Steigenga (6-7, Sr., F)	10.2
40	Ron Haley (6-6, Jr., F)	0.3
54	Mike Peplowski (6-10, Sr., C)	13.3

## 1992-93

(15-13 Overall; 7-11 - T-8th Big Ten)

DATE	OPPONENT	MSU-OPP	W/L
12/1/92	Morehead St. (18/-)	121-53	W
12/5/92	*Louisville (18/12)	69-73	L
12/11/92	Stetson (24/-)	78-59	W
12/12/92	ILoyola-Mary. (24/-)	73-70	W
12/15/92	Ill.-Chicago (23/-)	79-75	W
12/19/92	Dayton (23/-)	65-60	W
12/29/92	*New Hampshire (17/-)	81-51	W
12/30/92	*Washington St. (17/-)	77-61	W
1/2/93	East Tenn. St. (17/-)	80-69	W
1/6/93	Minnesota (14/-)	57-64	L
1/9/93	Illinois (14/-)	39-52	L
1/13/93	Ohio State (23/21)	77-60	W
1/16/93	Northwestern (23/-)	80-75	W
1/23/93	Wisconsin (21/-)	66-67	L

1/28/93	Iowa (-/11)	90-96	ot L
1/30/93	Purdue (-/14)	72-64	W
2/2/93	Michigan (25/7)	69-73	L
2/6/93	Minnesota (25/-)	75-63	W
2/10/93	Illinois	80-83	L
2/13/93	Ohio State	81-66	W
2/17/93	Northwestern	81-55	W
2/24/93	Wisconsin	62-65	L
2/27/93	Iowa (-/18)	64-66	L
3/3/93	Purdue (-/24)	58-61	L
3/7/93	Michigan (-/4)	81-87	ot L
3/10/93	Indiana (-/2)	68-99	L
3/13/93	Penn State	70-53	W
3/17/93	&Oklahoma	86-88	L

# played at Joe Louis Arena, Detroit

! Los Angeles Classic (Los Angeles, Calif. - 1st place)

% Oldsmobile Spartan Classic (1st place)

& National Invitation Tournament (Norman, Okla.)

## 1992-93 Roster

#	Name (Ht., Year., Pos.)	PPG
3	Kris Welshinsky (6-4, Jr., G)	10.4
4	David Hart (6-4, Fr., G)	0.3
5	Andy Penick (6-2, So., G)	1.5
13	Eric Snow (6-3, So., G)	4.3
20	Mark Blum (6-6, So., F)	0.0
22	Steve Nicodemus (6-4, Fr., G)	1.1
23	Daimon Beathea (6-7, Fr., F)	2.2
24	Shawn Respert (6-3, So., G)	20.1
25	Jon Zulauf (6-6, Sr., F)	0.4
30	Jamie Feick (6-8, Fr., F)	4.4
31	Dwayne Stephens (6-7, Sr., F)	9.1
34	Anthony Miller (6-9, Jr., F)	6.6
35	Steve Polonowski (6-9, Fr., F)	---
40	Quinton Brooks (6-7, Fr., F)	---
54	Mike Peplowski (6-11, Sr., C)	14.5

## 1993-94

## NCAA TOURNAMENT

(20-12 Overall; 10-8 - T-4th Big Ten)

DATE	OPPONENT	MSU-OPP	W/L
11/26/93	IPacific	83-64	W
11/27/93	Washington State	71-76	L
11/28/93	*East Tennessee St.	92-69	W
12/4/93	Louisville (-/11)	68-77	L
12/7/93	Cleveland State	90-76	W
12/9/93	East Tennessee St.	107-81	W
12/12/93	Detroit	74-63	W
12/14/93	Illinois-Chicago	90-77	W
12/18/93	Nebraska	81-85	L
12/21/93	Tennessee	69-60	W
12/28/93	%Bowling Green	62-49	W
12/29/93	%Cornell	83-69	W
1/5/94	Michigan (-/13)	64-75	L
1/8/94	Illinois (-/21)	79-74	W
1/12/94	Purdue (-/9)	77-89	L
1/15/94	Northwestern	67-46	W
1/19/94	Wisconsin (-/14)	70-60	W
1/22/94	Minnesota (-/20)	66-68	L
1/26/94	Ohio State	77-71	W
1/29/94	Iowa	87-84	W
2/2/94	Wisconsin (-/16)	62-87	L
2/5/94	Michigan (-/13)	51-59	L
2/9/94	Illinois	64-72	L
2/12/94	Purdue (-/10)	70-74	L
2/17/94	Northwestern	60-55	W
2/23/94	Minnesota (-/20)	85-68	W
2/26/94	Ohio State	75-60	W
3/2/94	Iowa	80-72	W
3/9/94	Indiana (-/18)	94-78	W
3/12/94	Penn State	70-71	L
3/18/94	+Seton Hall	84-73	W
3/20/94	+Duke (-/10)	74-85	L

! San Juan Shootout (San Juan, P.R. - 3rd place)

% Oldsmobile Spartan Classic (1st place)

+ NCAA Tournament (St. Petersburg, Fla.)

## 1993-94 Roster

#	Name (Ht., Year., Pos.)	PPG
3	Kris Welshinsky (6-4, Sr., G)	8.2
4	Daimon Beathea (6-7, So., G)	0.5
13	Eric Snow (6-3, Jr., G)	6.8
20	Mark Prylow (6-3, Jr., G)	1.0
21	Jon Garavaglia (6-9, Fr., F)	2.7
22	Steve Nicodemus (6-4, So., G)	0.8
23	Daimon Beathea (6-7, So., F)	5.0
24	Shawn Respert (6-3, Jr., G)	24.3
30	Jamie Feick (6-8, So., F)	3.0
34	Anthony Miller (6-9, Sr., F)	12.6
35	Steve Polonowski (6-9, Fr., F)	1.4
40	Quinton Brooks (6-7, So., F)	11.3
42	Eric Qualman (6-6, Sr., F)	0.5

## 1994-95

## NCAA TOURNAMENT

#11 AP/#10 UPI/#20 USA Today  
(22-6 Overall; 14-4 - 2nd Big Ten)

DATE	OPPONENT	MSU-OPP	W/L
11/30/94	Ill.-Chicago (18/-)	92-78	W
12/3/94	Louisville (18/-)	85-71	W
12/10/94	Nebraska (15/-)	91-96	ot W
12/12/94	Cleveland St. (18/-)	111-68	W
12/17/94	Detroit (18/-)	80-63	W
12/20/94	Tennessee (17/-)	79-68	W
12/29/94	*Ball State (15/-)	117-95	W
12/30/94	*Long Beach St. (15/-)	70-60	W
1/4/95	Wisconsin (14/-)	78-64	W
1/7/95	Iowa (14/22)	69-68	W
1/11/95	Indiana (11/-)	82-89	L
1/14/95	Oklahoma St. (11/-)	70-69	W
1/18/95	Northwestern (12/-)	93-56	W
1/22/95	Michigan (12/-)	73-71	W
1/25/95	Minnesota (10/-)	54-53	W
1/28/95	Illinois (10/-)	75-67	W
2/2/95	Penn State (9/-)	82-62	W
2/4/95	Ohio State (9/-)	67-58	W
2/7/95	Purdue (7/25)	69-78	L
2/11/95	Penn State (7/-)	68-53	W
2/15/95	Illinois (8/-)	68-58	W
2/18/95	Minnesota (8/24)	57-66	L
2/21/95	Michigan (12/-)	67-64	W
2/25/95	Northwestern (12/-)	83-60	W
3/5/95	Indiana (10/-)	67-61	W
3/8/95	Iowa (9/-)	78-79	L
3/11/95	Wisconsin (9/-)	97-72	W
3/17/95	+Weber State (11/-)	72-79	L

# Oldsmobile Spartan Classic (1st place)

+ NCAA Tournament (Tallahassee, Fla.)

## 1994-95 Roster

#	Name (Ht., Year., Pos.)	PPG
3	Thomas Kelley (6-2, Fr., G)	1.4
4	David Hart (6-4, Jr., G)	0.5
5	Ray Weathers (6-3, So., G)	3.5
12	Andy Penick (6-2, Sr., G)	1.6
13	Eric Snow (6-3, Sr., G)	10.8
15	Mike Respert (5-11, So., G)	1.3
20	Mark Prylow (6-3, Sr., G)	0.8
21	Jon Garavaglia (6-9, So., F)	7.6
22	Steve Nicodemus (6-4, Jr., G)	1.2
23	Daimon Beathea (6-7, Jr., F)	5.0
24	Shawn Respert (6-3, Sr., G)	25.6
30	Jamie Feick (6-9, Jr., F)	9.9
35	Steve Polonowski (6-9, So., F)	2.2
40	Quinton Brooks (6-9, Jr., F)	11.3

# YEAR-BY-YEAR RESULTS

# SPARTANS



## TOM IZZO

1995-SA  
495-199 (.713)

Tom Izzo took over as head coach in

1995 on a mission to turn Michigan State into one of the elite college basketball programs in the nation. A 1977 Division II All-American at Northern Michigan University, Izzo began his coaching career in 1977-78 at Ishpeming High School. After serving at Northern Michigan as an assistant from 1979-83, he came to MSU as an assistant coach. In 1990, he was appointed associate head coach and in 1995 he took over the head coaching duties after Jud Heathcote's retirement. After two seasons in which MSU appeared in the NIT, Izzo led the Spartans to a Big Ten Championship in 1998 and an appearance in the NCAA Tournament. In 1999, MSU appeared in its first Final Four since 1979. One year later, MSU won the 2000 NCAA National Championship. In 2001, Izzo led the Spartans to a fourth-straight Big Ten Championship and a third-straight Final Four. Michigan State returned to the Final Four in 2005. In 2009 and 2010, MSU won the regular-season Big Ten title and advanced to the Final Four. In 2015, MSU entered the NCAA Tournament as a No. 7 seed, but advanced to Izzo's seventh Final Four. In addition, his teams captured Big Ten Tournament titles in 1999, 2000, 2012, and 2014. He won Big Ten Coach of the Year honors for the third time in his career in 2012, while leading MSU to the seventh Big Ten title of his career. He also won the Big Ten honor in 1998 and 2009. Izzo has earned eight National Coach of the Year honors.

## 1995-96

(16-16 Overall; 9-9 - 7th Big Ten)

DATE	OPPONENT	MSU-OPP	W/L
11/20/95	IChaminade	69-66	W
11/21/95	INorth Carolina (-/20)	70-92	L
11/22/95	ISanta Clara	71-77	L
11/28/95	#Arkansas (-/25)	75-72	W
12/2/95	Louisville (-/18)	59-79	L
12/6/95	Evansville	67-63	W
12/10/95	Detroit	61-63	L
12/16/95	Kansas State	67-54	W
12/18/95	Oklahoma State	57-68	L
12/21/95	East Tennessee St.	63-57	W
12/29/95	*Central Michigan	62-69	L
12/30/95	*Idaho State	68-55	W
1/4/96	Indiana	65-60	W
1/6/96	Illinois (-/13)	68-58	W
1/13/96	Michigan (-/23)	54-76	L
1/17/96	Wisconsin	48-61	L
1/20/96	Iowa (-/16)	62-60	W
1/24/96	Northwestern	68-54	W
1/27/96	Minnesota	68-54	W
1/31/96	Penn State (-/10)	61-58	W
2/3/96	Purdue (-/17)	51-56	L
2/7/96	Ohio State	55-41	W

2/10/96	Penn State	50-54	L
2/14/96	Minnesota	63-64	2ot L
2/17/96	Northwestern	75-57	W
2/21/96	Iowa	47-63	L
2/24/96	Wisconsin	52-73	L
2/27/96	Michigan	46-75	L
3/6/96	Illinois	77-67	W
3/10/96	Indiana	53-57	L
3/13/96	&Washington	64-50	W
3/19/96	+Fresno State	70-80	L

! Maui Invitational (Maui, Hawai'i - 5th place)

# Great Eight (Auburn Hills, Mich.)

\* Oldsmobile Spartan Classic (3rd place)

& National Invitation Tournament (East Lansing)

+ National Invitation Tournament (Fresno, Calif.)

### 1995-96 Roster

#	Name (Ht., Year., Pos.)	PPG
3	Thomas Kelley (6-2, So., G)	5.1
5	Ray Weathers (6-3, Jr., G)	9.7
10	Anthony Mull (6-4, Jr., G)	2.8
11	Jason Klein (6-7, Fr., G/F)	2.1
13	Antonio Smith (6-8, Fr., F)	4.3
14	Jason Webber (6-5, Fr., G)	---
15	Mike Respert (5-11, Jr., G)	2.4
22	Steve Nicodemus (6-7, Sr., G)	0.7
23	Daimon Beathea (6-7, Sr., F)	5.5
25	Jon Garavaglia (6-9, Jr., F)	5.1
30	Jamie Feick (6-9, Sr., C)	10.1
35	Steve Polonowski (6-9, Jr., F)	0.6
40	Quinton Brooks (6-7, Sr., F)	16.3
42	Morris Peterson (6-6, Fr., F)	0.5
44	David Hart (6-4, Sr., G)	0.0

## 1996-97

(17-12 Overall; 9-9 - T-6th Big Ten)

DATE	OPPONENT	MSU-OPP	W/L
11/25/96	East Tennessee St.	83-45	W
12/3/96	Cleveland State	83-78	W
12/5/96	Illinois-Chicago	90-60	W
12/10/96	Detroit	84-86	3ot L
12/17/96	Evansville	86-77	W
12/21/96	Kansas State	75-43	W
12/27/96	*Kent State	83-64	W
12/28/96	*Weber State	83-51	W
1/2/97	Indiana (-/12)	65-77	L
1/4/97	Minnesota (-/16)	43-68	L
1/9/97	Wisconsin	58-50	W
1/11/97	Ohio State	69-66	W
1/15/97	Penn State	69-58	W
1/18/97	Northwestern	75-62	W
1/22/97	Illinois	63-66	L
1/25/97	Michigan (-/13)	61-74	L
1/29/97	Purdue	62-72	L
2/1/97	Michigan (-/16)	65-85	L
2/8/97	Purdue	62-77	L
2/12/97	Iowa	69-67	W
2/15/97	Illinois (-/20)	68-79	L
2/19/97	Northwestern	58-70	L
2/22/97	Penn State	71-57	W
2/26/97	Ohio State	67-65	W
3/1/97	Wisconsin	68-49	W
3/6/97	Minnesota (-/2)	74-81	L
3/8/97	Indiana (-/25)	63-60	W
3/12/97	!George Washington	65-50	W
3/17/97	&Florida State	63-68	L

\* Oldsmobile Spartan Classic (1st place)

! National Invitation Tournament (East Lansing)

& National Invitation Tournament (Tallahassee, Fla.)

### 1996-97 Roster

#	Name (Ht., Year., Pos.)	PPG
3	Thomas Kelley (6-2, Jr., G)	8.1
5	Ray Weathers (6-3, Sr., G)	13.6
10	Anthony Mull (6-4, Sr., G)	2.0
11	David Thomas (6-7, Fr., G)	1.0
12	Mateen Cleaves (6-2, Fr., G)	10.2

13	Antonio Smith (6-8, So., F)	8.5
14	Jason Webber (6-5, Fr., G/F)	1.4
25	Jon Garavaglia (6-9, Sr., F)	10.5
35	Steve Polonowski (6-9, Sr., F)	2.8
42	Morris Peterson (6-6, Fr., F)	6.8
43	A.J. Granger (6-9, Fr., F)	1.2
44	Jason Klein (6-7, So., G/F)	4.5
54	Ken Miller (6-10, Fr., C)	---
55	Dajuan Wiley (6-9, Jr., C)	1.4

## 1997-98

### NCAA TOURNAMENT

### BIG TEN CHAMPIONS

#16 AP/#10 ESPN/USA Today

(22-8 Overall; 13-3 - T-1st Big Ten)

DATE	OPPONENT	MSU-OPP	W/L
11/17/97	East Tennessee St.	82-59	W
11/21/97	Illinois-Chicago	58-70	L
11/28/97	!Central Michigan	89-61	W
11/29/97	!Gonzaga	70-68	W
12/4/97	Temple (-/20)	54-56	L
12/6/97	Cleveland State	85-54	W
12/13/97	Detroit	65-68	L
12/17/97	Wright State	95-52	W
12/20/97	South Florida	68-53	W
12/27/97	Eastern Illinois	81-69	W
12/30/97	Purdue (-/5)	74-57	W
1/8/98	Wisconsin	63-40	W
1/10/98	Michigan (-/17)	69-79	L
1/14/98	Minnesota	74-60	W
1/17/98	Illinois	68-64	W
1/21/98	Iowa (-/10)	78-57	W
1/24/98	Penn State	71-59	W
1/28/98	Indiana (22/25)	84-66	W
1/31/98	Northwestern (22/-)	72-66	ot W
2/4/98	Ohio State (16/-)	84-58	W
2/7/98	Iowa (16/24)	75-64	W
2/12/98	Illinois (13/-)	63-84	L
2/14/98	Minnesota (13/-)	71-59	W
2/17/98	Michigan (14/22)	80-75	W
2/21/98	Wisconsin (14/-)	56-47	W
3/1/98	Purdue (10/11)	96-99	ot L
3/6/98	*Minnesota (12/-)	73-76	L
3/12/98	SEastern Mich. (16/-)	83-71	W
3/14/98	SPinceton (16/8)	63-56	W
3/19/98	#North Carolina (16/1)	58-73	L

! Coca Cola Spartan Classic (1st place)

\* Big Ten Tournament (Chicago, Ill.)

\$ NCAA Tournament (Hartford, Conn.)

# NCAA Tournament (Greensboro, N.C.)

### 1997-98 Roster

#	Name (Ht., Year., Pos.)	PPG
3	Thomas Kelley (6-2, Sr., G)	---
5	Lorenzo Guess (6-3, Fr., G)	0.5
11	David Thomas (6-7, So., G/F)	3.5
12	Mateen Cleaves (6-2, So., G)	16.1
13	Antonio Smith (6-8, Jr., F)	7.9
14	Charlie Bell (6-3, Fr., G)	9.2
20	Steve Cherry (6-6, Fr., F)	0.2
30	Doug Davis (6-3, Fr., G)	2.1
34	Andre Hutson (6-8, Fr., F)	7.5
42	Morris Peterson (6-6, So., G/F)	8.0
43	A.J. Granger (6-9, So., F)	2.6
44	Jason Klein (6-7, Jr., G/F)	11.2
54	Ken Miller (6-10, Fr., C)	0.7
55	Dajuan Wiley (6-9, Sr., C)	6.3
	Rob McKenzie	0.0

## YEAR-BY-YEAR RESULTS

## 1998-99

## NCAA FINAL FOUR

## BIG TEN CHAMPIONS

#2 AP/#3 ESPN/USA Today

(33-5 Overall; 15-1 - 1st Big Ten)

DATE	OPPONENT	MSU-OPP	W/L
11/13/98	NE Louisiana (5/-)	89-58	W
11/17/98	Oakland (5/-)	96-66	W
11/20/98	Temple (5/7)	59-60	L
11/27/98	Central Florida (5/-)	87-64	W
11/28/98	Western Mich. (7/-)	90-66	W
12/2/98	Duke (9/4)	67-73	L
12/5/98	Connecticut (9/1)	68-82	L
12/10/98	East Tenn. St. (14/-)	86-53	W
12/13/98	Ill.-Chicago (14/-)	77-33	W
12/21/98	Pepperdine (14/-)	79-67	W
12/22/98	Tulsa (15/-)	68-58	W
12/23/98	Alabama (15/-)	75-58	W
12/30/98	UNC Asheville (13/-)	64-39	W
1/2/99	Louisville (13/-)	69-57	W
1/6/99	Wisconsin (12/24)	51-66	L
1/9/99	Michigan (12/-)	81-67	W
1/13/99	Minnesota (14/19)	71-55	W
1/16/99	Illinois (14/-)	51-49	W
1/21/99	Iowa (11/14)	80-65	W
1/24/99	Indiana (11/18)	73-59	W
1/27/99	Ohio State (8/15)	76-71	W
1/30/99	Northwestern (8/-)	65-48	W
2/2/99	Penn State (8/-)	70-68	W
2/6/99	Iowa (8/14)	95-81	W
2/11/99	Illinois (5/-)	61-44	W
2/13/99	Minnesota (5/22)	84-82	W
2/16/99	Purdue (4/17)	82-69	W
2/18/99	Michigan (4/-)	73-58	W
2/21/99	Wisconsin (4/13)	56-51	W
2/28/99	Purdue (3/23)	60-46	W
3/5/99	*Northwestern (2/-)	61-59	W
3/6/99	*Wisconsin (2/19)	56-41	W
3/7/99	*Illinois (2/-)	67-50	W
3/12/99	*Mt. St. Mary's (2/-)	76-53	W
3/14/99	*Mississippi (2/-)	74-66	W
3/19/99	*Oklahoma (2/-)	54-46	W
3/21/99	& Kentucky (2/8)	73-66	W
3/27/99	#Duke (2/1)	62-68	L

! Coca Cola Spartan Classic (1st place)

^ Great Eight (Chicago, Ill.)

^ Pearl Harbor Classic (Laie, Hawaii) - 1st place)

\* Big Ten Tournament (Chicago, Ill.)

\$ NCAA Tournament (Milwaukee, Wis.)

&amp; NCAA Tournament (St. Louis, Mo.)

# NCAA Final Four (St. Petersburg, Fla.)

## 1998-99 Roster

#	Name (Ht., Year., Pos.)	PPG
3	Thomas Kelley (6-2, Sr., G)	5.1
5	Lorenzo Guess (6-3, So., G)	0.8
10	Tony Schembr (6-2, Fr., G)	---
11	David Thomas (6-7, Jr., G/F)	---
12	Mateen Cleaves (6-2, Jr., G)	11.7
13	Antonio Smith (6-8, Sr., F)	6.5
14	Charlie Bell (6-3, So., G)	7.8
15	Mat Ishbia (5-10, Fr., G)	---
23	Brandon Smith (5-11, So., G)	0.2
25	Steve Cherry (6-6, So., F)	0.5
30	Doug Davis (6-3, So., G)	1.9
34	Andre Hutson (6-8, So., F)	8.9
42	Morris Peterson (6-6, Jr., G/F)	13.6
43	A.J. Granger (6-9, Jr., F)	6.6
44	Jason Klein (6-7, Sr., G/F)	9.4
55	Adam Ballinger (6-9, Fr., F)	1.5

## 1999-2000

## NATIONAL CHAMPIONS

## BIG TEN CHAMPIONS

#2 AP/#1 ESPN/USA Today

(32-7 Overall; 13-3 - T-1st Big Ten)

DATE	OPPONENT	MSU-OPP	W/L
11/22/99	Toledo (3/-)	78-33	W
11/25/99	Providence (3/-)	82-58	W
11/26/99	South Carolina (3/-)	59-56	W
11/27/99	Texas (3/20)	74-81	L
12/1/99	North Carolina (8/2)	86-76	W
12/3/99	Howard (8/-)	75-45	W
12/4/99	Eastern Mich. (8/-)	74-57	W
12/7/99	+Kansas (4/5)	66-54	W
12/11/99	Arizona (4/2)	68-79	L
12/18/99	Oakland (5/-)	86-51	W
12/23/99	Kentucky (5/-)	58-60	L
12/28/99	Miss. Valley St. (8/-)	96-63	W
12/30/99	Wright State (8/-)	49-53	L
1/5/00	Penn State (11/-)	76-63	W
1/8/00	Iowa (11/-)	75-53	W
1/11/00	Indiana (11/9)	77-71 ot	W
1/20/00	Ohio State (10/13)	67-78	L
1/22/00	Northwestern (10/-)	69-45	W
1/27/00	Northwestern (9/-)	59-29	W
1/30/00	Illinois (9/-)	91-66	W
2/1/00	Michigan (8/-)	82-62	W
2/5/00	Connecticut (8/7)	85-66	W
2/8/00	Purdue (6/-)	67-70	L
2/12/00	Wisconsin (6/-)	61-44	W
2/15/00	Ohio State (6/7)	83-72	W
2/19/00	Wisconsin (6/-)	59-54	W
2/23/00	Penn State (5/-)	79-63	W
2/26/00	Indiana (5/16)	79-81 ot	L
3/2/00	Minnesota (7/-)	79-43	W
3/4/00	Michigan (7/-)	114-63	W
3/10/00	*Iowa (5/-)	75-65	W
3/11/00	*Wisconsin (5/-)	55-46	W
3/12/00	*Illinois (5/25)	76-61	W
3/16/00	SValparaiso (2/-)	65-38	W
3/18/00	*Utah (2/-)	73-61	W
3/23/00	& Syracuse (2/16)	75-58	W
3/25/00	& Iowa State (2/6)	75-64	W
4/1/00	#Wisconsin (2/-)	53-41	W
4/3/00	#Florida (2/13)	89-76	W

^ Puerto Rico Shootout (Bayamon, P.R. - 2nd place)

! Coca Cola Spartan Classic

^ Great Eight (Chicago, Ill.)

\* Big Ten Tournament (Chicago, Ill.)

\$ NCAA Tournament (Cleveland, Ohio.)

&amp; NCAA Tournament (Auburn Hills, Mich.)

# NCAA Final Four (Indianapolis, Ind.)

## 1999-2000 Roster

#	Name (Ht., Year., Pos.)	PPG
3	Adam Wolfe (6-9, Fr., F)	---
10	Brandon Smith (5-11, Jr., G)	0.4
11	David Thomas (6-7, Jr., G/F)	2.4
12	Mateen Cleaves (6-2, Sr., G)	12.1
14	Charlie Bell (6-3, Jr. G)	11.5
15	Mat Ishbia (5-10, Fr., G)	0.5
20	Mike Chappell (6-9, Jr., F)	0.9
22	Steve Cherry (6-6, Jr., F)	0.7
23	Jason Richardson (6-6, Fr., G/F)	2.9
25	Aloysius Anagnonye (6-8, Fr., F)	5.1
34	Andre Hutson (6-8, Jr., F)	10.2
42	Morris Peterson (6-7, Sr., F)	16.8
43	A.J. Granger (6-9, Sr., F)	9.5
44	Jason Andreas (6-10, Fr., C)	---
55	Adam Ballinger (6-9, Fr., F)	2.0

## 2000-01

## NCAA FINAL FOUR

## BIG TEN CHAMPIONS

#3 AP/#3 ESPN/USA Today

(28-5 Overall; 13-3 - T-1st Big Ten)

DATE	OPPONENT	MSU-OPP	W/L
11/19/00	Oakland (3/-)	97-61	W
11/24/00	!Cornell (4/-)	89-56	W
11/25/00	!Eastern Wash. (4/-)	83-61	W
11/29/00	North Carolina (3/6)	77-64	W
12/2/00	Ill.-Chicago (3/-)	97-53	W
12/6/00	Florida (2/8)	99-83	W
12/9/00	Loyola (Ill.) (2/-)	103-71	W
12/16/00	Kentucky (2/-)	46-45	W
12/19/00	+Seton Hall (2/8)	72-57	W
12/27/00	%Bowling Green (1/-)	85-69	W
12/30/00	Wright State (1/-)	88-61	W
1/3/01	Penn State (1/-)	98-73	W
1/7/01	Indiana (1/-)	58-59	L
1/10/01	Northwestern (3/-)	84-53	W
1/13/01	Wisconsin (3/17)	69-59 ot	W
1/21/01	Ohio State (3/-)	71-56	W
1/24/01	Northwestern (3/-)	74-58	W
1/27/01	Ohio State (3/-)	55-64	L
1/30/01	Michigan (5/-)	91-64	W
2/4/01	Purdue (5/-)	72-55	W
2/6/01	Illinois (4/7)	66-77	L
2/10/01	Minnesota (4/-)	94-83	W
2/18/01	Iowa (5/25)	94-70	W
2/20/01	Indiana (5/-)	66-57	W
2/24/01	Penn State (5/-)	76-57	W
2/27/01	Wisconsin (3/22)	51-47	W
3/3/01	Michigan (3/-)	78-57	W
3/9/01	*Penn State (2/-)	63-65	L
3/16/01	\$Alabama St. (3/-)	69-35	W
3/18/01	\$Fresno State (3/-)	81-65	W
3/27/01	& Gonzaga (3/-)	77-62	W
3/25/01	& Temple (3/-)	69-62	W
3/31/01	#Arizona (3/5)	61-80	L

! Coca Cola Spartan Classic (1st place)

+ Jimmy V Classic (East Rutherford, N.J.)

% Sprite Holiday Classic (Auburn Hills, Mich.)

\* Big Ten Tournament (Chicago, Ill.)

\$ NCAA Tournament (Memphis, Tenn.)

&amp; NCAA Tournament (Atlanta, Ga.)

# NCAA Final Four (Minneapolis, Minn.)

## 2000-01 Roster

#	Name (Ht., Year., Pos.)	PPG
1	Marcus Taylor (6-3, Fr., G)	7.4
3	Adam Wolfe (6-9, Fr., F)	1.7
10	Brandon Smith (5-11, Sr., G)	0.4
11	David Thomas (6-7, Sr., G/F)	5.4
14	Charlie Bell (6-3, Sr., G)	13.5
15	Mat Ishbia (5-10, So., G)	0.3
20	Mike Chappell (6-9, Sr., G/F)	4.7
23	Jason Richardson (6-6, So., G/F)	14.7
25	Aloysius Anagnonye (6-8, So., F)	4.7
30	Tim Bograkos (6-2, Fr., G)	---
34	Andre Hutson (6-8, Sr., F)	13.8
44	Jason Andreas (6-10, Fr., C)	0.5
50	Zach Randolph (6-9, Fr., C)	10.8
55	Adam Ballinger (6-9, So., F)	1.9



## YEAR-BY-YEAR RESULTS

## SPARTANS

## 2001-02

## NCAA TOURNAMENT

(19-12 Overall; 10-6 - 5th Big Ten)

DATE	OPPONENT	MSU-OPP	W/L
11/12/01	+Detroit (15/-)	80-70	W
11/14/01	+Oklahoma (15/25)	67-55	W
11/21/01	&Syracuse (13/18)	58-69	L
11/23/01	&Fresno St. (13/23)	58-63	L
11/30/01	!IPFW (22/-)	81-68	W
12/1/01	!Lamar (22/-)	80-71	W
12/5/01	Florida (24/6)	70-74	L
12/9/01	Nicholls St. (24/-)	92-38	W
12/15/01	Arizona (23/6)	74-60	W
12/17/01	UNC Asheville (17/-)	76-56	W
12/19/01	Oakland (17/-)	78-50	W
12/22/01	Seton Hall (17/-)	68-64	W
12/29/01	%Stanford (13/16)	64-75	L
1/5/02	Minnesota (19/-)	67-70	L
1/8/02	Indiana (25/-)	65-83	L
1/12/02	Wisconsin (25/-)	63-64	L
1/16/02	Purdue	65-56	W
1/19/02	Penn State	77-65	W
1/22/02	Iowa	71-75	L
1/30/02	Michigan	71-44	W
2/3/02	Illinois (-/12)	67-61	W
2/6/02	Northwestern	49-61	L
2/10/02	Ohio State (-/16)	67-64	W
2/12/02	Illinois (-/18)	61-63	L
2/16/02	Purdue	62-59	W
2/21/02	Minnesota	74-55	W
2/24/02	Indiana (-/23)	57-54	W
2/26/02	Ohio State (-/18)	81-76	W
3/2/02	Iowa	93-79	W
3/9/02	*Indiana (-/22)	56-67	L
3/15/02	\$North Carolina State	58-69	L

! Coca Cola Spartan Classic  
+ Preseason NIT (East Lansing)  
& Preseason NIT (New York - 4th place)  
% Pete Newell Challenge (Oakland, Calif.)  
\* Big Ten Tournament (Indianapolis, Ind.)  
\$ NCAA Tournament (Washington, D.C.)

## 2001-02 Roster

#	Name (Ht., Year., Pos.)	PPG
1	Marcus Taylor (6-3, So., G)	16.8
3	Adam Wolfe (6-9, So., F)	9.4
5	Chris Hill (6-3, Fr., G)	11.5
10	Aaron Alexander (6-5, Fr., F)	0.3
11	Mat Ishbia (5-10, Sr., G)	1.0
15	Alan Anderson (6-6, Fr., G)	6.5
20	Jayson Vincent (6-4, Fr., G)	---
23	Kelvin Torbert (6-4, Fr., G)	8.2
25	Aloysius Anagnonye (6-8, Jr., F)	7.7
30	Tim Bograkovs (6-2, Fr., G)	1.4
44	Jason Andreas (6-10, So., C)	2.6
52	Brian Westrick (6-5, Jr., F)	0.8
55	Adam Ballinger (6-9, Jr., F)	11.2

## 2002-03

## NCAA TOURNAMENT

#18 ESPN/USA Today

(22-13 Overall; 10-6 - T-3rd Big Ten)

DATE	OPPONENT	MSU-OPP	W/L
11/22/02	UNC Asheville (9/-)	66-52	W
11/28/02	%Montana (9/-)	80-60	W
11/29/02	%Villanova (9/-)	73-81	L
11/30/02	%Oklahoma St. (9/-)	61-64	L
12/4/02	Virginia (21/22)	82-75	W
12/8/02	Cleveland St. (21/-)	79-47	W
12/14/02	Kentucky (21/12)	71-67	W
12/17/02	Loyola (15/-)	80-54	W
12/21/02	South Florida (15/-)	65-56	W
12/28/02	Jacksonville St. (15/-)	76-52	W
12/30/02	Toledo (14/-)	76-81	L
1/4/03	+Oklahoma (14/10)	58-60	L
1/9/03	Ohio State (25/-)	66-55	W
1/11/03	Iowa (25/-)	64-68	L
1/14/03	Purdue	60-72	L
1/18/03	Minnesota	69-77	L
1/22/03	Penn State	70-36	W
1/28/03	Michigan	58-60	L
2/1/03	Indiana (-/19)	61-54	W
2/2/03	Illinois (-/13)	68-65	W
2/8/03	Indiana	67-62 ot	W
2/11/03	Wisconsin	53-64	L
2/15/03	Northwestern	64-51	W
2/18/03	Illinois (-/20)	40-70	L
2/23/03	Syracuse (-/15)	75-76	L
2/26/03	Minnesota	71-61	W
3/1/03	Purdue	69-61	W
3/5/03	Iowa	82-54	W
3/8/03	Ohio State	72-58	W
3/14/03	*Purdue	54-42	W
3/15/03	*Ohio State	54-55	L
3/21/03	\$Colorado	79-64	W
3/23/03	\$Florida (-/10)	68-46	W
3/28/03	&Maryland (-/17)	60-58	W
3/30/03	&Texas (-/5)	76-85	L

% Great Alaska Shootout (Anchorage - 4th place)  
+ All College Classic (Oklahoma City, Okla.)  
\* Big Ten Tournament (Chicago, Ill.)  
\$ NCAA Tournament (Tampa, Fla.)  
& NCAA Tournament (San Antonio, Texas)

## 2002-03 Roster

#	Name (Ht., Year., Pos.)	PPG
2	Anthony Hamo (6-2, Fr., G)	---
3	Adam Wolfe (6-9, Jr., F)	1.4
5	Chris Hill (6-3, So., G)	13.7
11	Rashi Johnson (6-2, Jr., G)	1.0
13	Maurice Ager (6-4, Fr., G)	6.7
15	Alan Anderson (6-6, So., F)	9.8
20	Jayson Vincent (6-4, Fr., G)	0.3
23	Kelvin Torbert (6-4, So., G)	8.7
25	Aloysius Anagnonye (6-8, Sr., F)	7.4
30	Tim Bograkovs (6-2, So., G)	1.6
40	Paul Davis (6-11, Fr., C)	7.8
41	Erazem Lorbek (6-10, Fr., F)	6.4
43	Andy Harvey (6-5, Fr., F)	0.0
44	Jason Andreas (6-10, Jr., C)	1.0
50	Delco Rowley (6-8, Fr., F)	---
52	Brian Westrick (6-5, Sr., F)	0.2
55	Adam Ballinger (6-9, Sr., F)	5.5

## 2003-04

## NCAA TOURNAMENT

(18-12 Overall; 12-4 - T-2nd Big Ten)

DATE	OPPONENT	MSU-OPP	W/L
11/21/03	Bucknell (3/-)	64-52	W
11/25/03	Kansas (3/6)	74-81	L
11/29/03	!Penn (3/-)	77-52	W
11/30/03	!DePaul (3/-)	89-81	W
12/3/03	Duke (5/6)	50-72	L
12/6/03	+Oklahoma (5/14)	77-80 ot	L
12/13/03	%Kentucky (21/8)	74-79	L
12/16/03	South Florida (25/-)	73-60	W
12/20/03	UCLA (25/-)	58-64	L
12/30/03	Coppin State	78-72	W
1/3/04	Syracuse (-/17)	83-96	L
1/10/04	Wisconsin (-/21)	64-77	L
1/14/04	Penn State	76-58	W
1/17/04	Michigan	71-54	W
1/21/04	Northwestern	73-61	W
1/25/04	Purdue (-/23)	70-76 ot	L
1/28/04	Minnesota	79-78 ot	W
1/31/04	Indiana	84-72	W
2/4/04	Iowa	89-72	W
2/7/04	Ohio State	84-70	W
2/10/04	Illinois	51-75	L
2/14/04	Minnesota	69-58	W
2/17/04	Purdue	62-55	W
2/21/04	Northwestern	66-56	W
2/24/04	Michigan	72-69	W
2/28/04	Penn State	67-42	W
3/2/04	Wisconsin (-/17)	64-68 ot	L
3/12/04	*Northwestern	68-55	W
3/13/04	*Wisconsin (-/10)	66-68	L
3/18/04	\$Nevada	66-72	L

% The Basketball (Detroit, Mich. - Ford Field; Attn: 78,129)

! Spartan Classic

+ Spartan Clash (Auburn Hills, Mich.)

\* Big Ten Tournament (Indianapolis, Ind.)

\$ NCAA Tournament (Seattle, Wash.)

## 2003-04 Roster

#	Name (Ht., Year., Pos.)	PPG
2	Brandon Cotton (6-0, Fr., G)	1.0
3	Shannon Brown (6-3, Fr., G)	7.9
5	Chris Hill (6-3, Jr., G)	13.8
10	Tyrone Deacon (6-2, Fr., G)	---
11	Rashi Johnson (6-2, Sr., G)	0.7
13	Maurice Ager (6-4, So., G)	8.5
15	Alan Anderson (6-6, Jr., G/F)	8.1
20	Matt Trannon (6-6, So., F)	1.2
22	Anthony Hamo (6-2, Fr., G)	0.4
23	Kelvin Torbert (6-4, Jr., G)	10.7
25	Jake Hogeboom (6-1, Fr., G)	---
30	Tim Bograkovs (6-2, Jr., G)	0.9
34	Drew Naymick (6-10, Fr., C)	0.6
40	Paul Davis (6-11, So., C)	15.8
43	Andy Harvey (6-5, So., F)	0.0
44	Jason Andreas (6-10, Sr., C)	2.8
50	Delco Rowley (6-8, Fr., F)	1.2
54	Justin Ockerman (6-9, Fr., C)	0.4





## YEAR-BY-YEAR RESULTS

## 2004-05

## NCAA FINAL FOUR

#15 AP/#4 ESPN/USA Today

(26-7 Overall; 13-3 - 2nd Big Ten)

DATE	OPPONENT	MSU-OPP	W/L
11/19/04	Florida A&M (13/-)	104-72	W
11/23/04	Green Bay (10/-)	104-46	W
11/27/04	Nicholls St. (10/-)	102-52	W
11/30/04	Duke (11/10)	74-81	L
12/4/04	+George Wash. (11/-)	83-96	L
12/5/04	+George Mason (11/-)	66-60	W
12/11/04	%Stanford (20/-)	78-53	W
12/18/04	Delaware St. (21/-)	63-45	W
12/21/04	UCLA (23/-)	76-64	W
12/29/04	UNC Asheville (23/-)	92-63	W
1/5/05	Penn State (20/-)	84-58	W
1/8/05	Northwestern (20/-)	87-58	W
1/16/05	Wisconsin (15/-)	59-62	L
1/18/05	Purdue (19/-)	71-64	W
1/22/05	Minnesota (19/-)	69-55	W
1/27/05	Michigan (15/-)	64-53	W
1/29/05	Oakland (15/-)	92-75	W
2/1/05	Illinois (12/1)	68-81	L
2/5/05	Iowa (12/-)	75-64	W
2/9/05	Ohio State (13/-)	83-69	W
2/12/05	Michigan (13/-)	64-49	W
2/16/05	Minnesota (11/-)	81-62	W
2/19/05	Purdue (11/-)	68-57	W
2/24/05	Wisconsin (10/20)	77-64	W
2/27/05	Indiana (10/-)	74-78 ot	L
3/2/05	Northwestern (14/-)	69-58	W
3/5/05	Penn State (14/-)	90-64	W
3/11/05	*Iowa (13/-)	69-71	L
3/18/05	\$Old Dominion (15/-)	89-81	W
3/20/05	\$Vermont (15/-)	72-61	W
3/25/05	&Duke (15/3)	78-68	W
3/27/05	&Kentucky (15/7)	94-88 2ot	W
4/2/05	#North Carolina (15/2)	71-87	L
+ BB&T Classic (Washington, D.C. - 3rd place)			
% Spartan Clash (Auburn Hills, Mich.)			
* Big Ten Tournament (Chicago, Ill.)			
\$ NCAA Tournament (Worcester, Mass.)			
& NCAA Tournament (Austin, Texas)			
# NCAA Final Four (St. Louis, Mo.)			

## 2004-05 Roster

#	Name (Ht., Year., Pos.)	PPG
00	Idong Ibok (6-10, Fr., C)	---
3	Shannon Brown (6-4, So., G)	10.9
5	Chris Hill (6-3, Sr., G)	8.8
10	Jason Aerts (6-6, Jr., F)	0.9
12	Drew Neitzel (6-0, Fr., G)	3.5
13	Maurice Ager (6-5, Jr., G)	14.1
14	Goran Suton (6-10, Fr., C)	---
15	Alan Anderson (6-6, Sr., G/F)	13.2
20	Matt Trannon (6-6, Jr., F)	2.3
22	Anthony Hamo (6-2, So., G)	0.0
23	Kelvin Tolbert (6-4, Sr., G)	9.5
30	Tim Bograkov (6-2, Sr., G)	1.5
34	Drew Naymick (6-10, So., C)	1.5
40	Paul Davis (6-11, Jr., C)	12.3
42	Marquise Gray (6-8, Fr., F)	---
43	Andy Harvey (6-5, Sr., F)	0.3
50	Delco Rowley (6-8, So., F)	1.8

## 2005-06

## NCAA TOURNAMENT

(22-12 Overall; 8-8 - T-6th Big Ten)

DATE	OPPONENT	MSU-OPP	W/L
11/19/05	Hawai'i (4/-)	62-84	L
11/21/05	+Chaminade (12/-)	89-67	W
11/22/05	+Gonzaga (12/8)	106-109 3ot	L
11/23/05	+Arizona (12/9)	74-71 ot	W
11/27/05	IPFW (12/-)	84-73	W
11/30/05	Georgia Tech (13/-)	88-86	W
12/3/05	%UALR (13/-)	72-67	W
12/6/05	#Boston College (14/6)	77-70	W
12/10/05	\$Wichita State (14/-)	83-64	W
12/16/05	Cleveland St. (12/-)	83-75	W
12/18/05	Florida Inter. (12/-)	85-58	W
12/21/05	UW-Green Bay (10/-)	98-69	W
12/28/05	Tenn. Tech (9/-)	80-63	W
12/31/05	Coppin State (9/-)	78-54	W
1/5/06	Illinois (7/6)	50-60	L
1/8/06	Wisconsin (7/-)	63-82	L
1/11/06	Indiana (14/9)	87-73	W
1/15/06	Ohio State (14/19)	62-59 2ot	W
1/21/06	Iowa (11/23)	85-55	W
1/25/06	Michigan (11/-)	67-72	L
1/28/06	Penn State (11/-)	69-60	W
2/4/06	Northwestern (12/-)	77-66	W
2/8/06	Purdue (12/-)	77-52	W
2/11/06	Minnesota (12/-)	55-69	L
2/14/06	Iowa (16/18)	54-66	L
2/18/06	Michigan (16/-)	90-71	W
2/22/06	Ohio State (18/13)	68-79	L
2/26/06	Indiana (18/-)	71-78	L
3/2/06	Wisconsin (25/-)	74-65	W
3/4/06	Illinois (25/10)	68-75	L
3/9/06	*Purdue	70-58	W
3/10/06	*Illinois (-/9)	61-56	W
3/11/06	*Iowa (-/20)	48-53	L
3/17/06	&George Mason	65-75	L
+ Maui Invitational (Lahaina, Hawai'i - 3rd place)			
# Grand Rapids, Mich.			
# Jimmy V Classic (New York, N.Y.)			
\$ Spartan Clash (Auburn Hills, Mich.)			
* Big Ten Tournament (Indianapolis, Ind.)			
& NCAA Tournament (Dayton, Ohio)			

## 2005-06 Roster

#	Name (Ht., Year., Pos.)	PPG
00	Idong Ibok (6-11, Fr., C)	0.4
1	Brandon Darnton (5-10, So., G)	0.0
2	Bryan Tibaldi (6-1, So., G)	0.0
3	Shannon Brown (6-4, Jr., G)	17.2
5	Travis Walton (6-2, Fr., G)	1.8
10	Jason Aerts (6-6, Sr., F)	0.2
11	Drew Neitzel (6-0, So., G)	8.3
13	Maurice Ager (6-5, Sr., G)	19.3
14	Goran Suton (6-10, Fr., C)	3.0
15	DeMarcus Ducre (5-10, So., G)	0.8
20	Matt Trannon (6-6, Sr., F)	4.6
22	Anthony Hamo (6-2, Sr., G)	0.2
23	Maurice Joseph (6-4, Fr., G)	0.7
34	Drew Naymick (6-10, Jr., C)	1.1
40	Paul Davis (6-11, Sr., C)	17.5
41	Marquise Gray (6-8, Fr., F)	3.0
43	Jake Hannon (6-5, So., F)	0.7
50	Delco Rowley (6-8, Jr., F)	1.0

## 2006-07

## NCAA TOURNAMENT

(23-12 Overall; 8-8 - T-6th Big Ten)

DATE	OPPONENT	MSU-OPP	W/L
11/8/06	%Brown	45-34	W
11/9/06	%Youngstown State	86-61	W
11/12/06	The Citadel	73-41	W
11/16/06	%Texas (-/19)	63-61	W
11/17/06	%Maryland	60-62	L
11/21/06	Vermont	66-46	W
11/25/06	Oakland	71-53	W
11/29/06	Boston College	58-65	L
12/3/06	Bradley	82-53	W
12/6/06	IPFW	80-43	W
12/9/06	SBYU	76-61	W
12/16/06	Chicago State	69-61	W
12/19/06	Belmont	67-58	W
12/23/06	UW-Green Bay	76-64	W
12/30/06	Loyola (Md.)	74-61	W
1/4/07	Iowa	60-62	L
1/7/07	Indiana	51-73	L
1/10/07	Northwestern	66-45	W
1/14/07	Illinois	63-57	W
1/20/07	Penn State	91-64	W
1/24/07	Minnesota	70-46	W
1/27/07	Ohio State (-/5)	64-66	L
1/30/07	Illinois	50-57	L
2/3/07	Ohio State (-/4)	54-63	L
2/7/07	Purdue	38-62	L
2/13/07	Michigan	59-44	W
2/17/07	Iowa	81-49	W
2/20/07	Wisconsin (-/1)	64-55	W
2/24/07	Indiana	66-58	W
2/27/07	Michigan	56-67	L
3/3/07	Wisconsin (-/4)	50-52	L
3/8/07	*Northwestern	62-57	W
3/9/07	*Wisconsin (-/3)	57-70	L
3/15/07	&Marquette (-/18)	61-49	W
3/17/07	&North Carolina (-/8)	67-81	L
% 2K Sports College Hoops Classic (E. Lan./N.Y. - 2nd place)			
\$ Spartan Clash (Auburn Hills, Mich.)			
* Big Ten Tournament (Chicago, Ill.)			
& NCAA Tournament (Winston-Salem, N.C.)			

## 2006-07 Roster

#	Name (Ht., Year., Pos.)	PPG
00	Idong Ibok (6-11, So., C)	2.0
1	Brandon Darnton (5-10, Jr., G)	0.5
2	Raymar Morgan (6-7, Fr., F)	11.7
5	Travis Walton (6-2, So., G)	6.4
10	Bryan Tibaldi (6-1, Jr., G)	0.5
11	Drew Neitzel (6-0, Jr., G)	18.1
13	Deon Curry (6-1, So., G)	0.1
14	Goran Suton (6-10, So., C)	9.3
15	DeMarcus Ducre (5-10, Jr., G)	0.8
22	Isaiah Dahlman (6-6, Fr., G)	3.7
23	Maurice Joseph (6-4, So., G)	5.9
25	Chris Wardius (6-2, So., G)	0.6
34	Drew Naymick (6-10, Jr., C)	3.7
40	Tom Herzog (7-0, Fr., C)	---
41	Marquise Gray (6-8, So., F)	6.8
43	Jake Hannon (6-5, Jr., F)	0.7



## YEAR-BY-YEAR RESULTS

## SPARTANS

## 2007-08

## NCAA TOURNAMENT

#18 AP/#13 ESPN/USA Today

(27-9 Overall; 12-6 - 4th Big Ten)

DATE	OPPONENT	MSU-OPP	W/L
11/13/07	%Chicago St. (12/-)	86-53	W
11/14/07	%La.-Monroe (12/-)	83-65	W
11/19/07	%Missouri (10/-)	86-83	W
11/20/07	%UCLA (10/2)	63-68	L
11/24/07	Oakland (10/-)	75-71	W
11/28/07	N. Carolina St. (10/24)	81-58	W
12/1/07	Jacksonville (10/-)	80-51	W
12/4/07	Bradley (9/-)	66-61	W
12/8/07	^BYU (9/20)	68-61	W
12/15/07	IPFW (9/-)	79-57	W
12/19/07	San Jose State (9/-)	85-45	W
12/22/07	%Texas (9/4)	78-72	W
12/29/07	Green Bay (7/-)	93-75	W
1/5/08	Minnesota (6/-)	65-59	W
1/8/08	Purdue (6/-)	78-75	W
1/12/08	Iowa (6/-)	36-43	L
1/15/08	Ohio State (11/-)	66-60	W
1/20/08	Minnesota (11/-)	78-73	W
1/24/08	Northwestern (10/-)	78-62	W
1/27/08	Michigan (10/-)	77-62	W
1/30/08	Illinois (8/-)	51-41	W
2/2/08	Penn State (8/-)	76-85	L
2/9/08	Northwestern (11/-)	70-55	W
2/12/08	Purdue (10/19)	54-60	L
2/16/08	Indiana (10/13)	61-80	L
2/20/08	Penn State (19/-)	86-49	W
2/23/08	Iowa (19/-)	66-52	W
2/28/08	Wisconsin (19/10)	42-57	L
3/2/08	Indiana (19/12)	103-74	W
3/6/08	Illinois (17/-)	59-51	W
3/9/08	Ohio State (17/-)	54-63	L
3/14/08	*Ohio State (19/-)	67-60	W
3/15/08	*Wisconsin (19/8)	63-65	L
3/20/08	&Temple (18/-)	72-61	W
3/22/08	&Pittsburgh (18/17)	65-54	W
3/28/08	#Memphis (18/2)	74-92	L

% CBE Classic (East Lansing/Kansas City, Mo. - 2nd place)

^ Salt Lake City, Utah

\$ Spartan Clash (Auburn Hills, Mich.)

\* Big Ten Tournament (Indianapolis, Ind.)

&amp; NCAA Tournament (Denver, Colo.)

# NCAA Tournament (Houston, Texas)

## 2007-08 Roster

#	Name (Ht., Year., Pos.)	PPG
00	Idong Ibok (6-11, Jr., C)	0.5
1	Kalin Lucas (6-0, Fr., G)	10.3
2	Raymar Morgan (6-7, So., F)	14.0
3	Chris Allen (6-3, Fr., G)	6.3
5	Travis Walton (6-2, Jr., G)	3.5
10	Jon Crandell (6-8, So., F)	0.0
11	Drew Neitzel (6-0, Sr., G)	13.9
13	Austin Thornton (6-5, Fr., F)	---
14	Goran Sutton (6-10, Jr., C)	9.1
15	Durrell Summers (6-4, Fr., G)	4.9
20	Mike Kebler (6-4, Fr., G)	0.2
22	Isaiah Dahlman (6-6, So., G)	1.1
34	Drew Nymick (6-10, Sr., C)	4.3
40	Tom Herzog (7-0, Fr., C)	1.1
41	Marquise Gray (6-8, Jr., F)	4.3

## 2008-09

## NCAA FINAL FOUR

## BIG TEN CHAMPIONS

#8 AP/#2 ESPN/USA Today

(31-7 Overall; 15-3 - 1st Big Ten)

DATE	OPPONENT	MSU-OPP	W/L
11/16/08	Idaho (6/-)	100-62	W
11/19/08	IPFW (5/-)	70-59	W
11/27/08	+Maryland (5/-)	62-80	L
11/28/08	+Oklahoma St. (5/-)	94-79	W
11/30/08	+Wichita State (5/-)	65-57	W
12/3/08	%N. Carolina (13/1)	63-98	L
12/7/08	Bradley (13/-)	75-59	W
12/13/08	Alcorn State (18/-)	118-60	W
12/17/08	The Citadel (19/-)	79-65	W
12/20/08	\$Texas (19/5)	67-63	W
12/27/08	^Oakland (11/-)	82-66	W
12/31/08	Minnesota (10/21)	70-58	W
1/3/09	Northwestern (10/-)	77-66	W
1/6/09	Ohio State (8/-)	67-58	W
1/10/09	Kansas (8/-)	75-62	W
1/14/09	Penn State (7/-)	78-73	W
1/17/09	Illinois (7/-)	63-57	W
1/21/09	Northwestern (7/-)	63-70	L
1/25/09	Ohio State (7/-)	78-67	W
1/29/09	Iowa (9/-)	71-56	W
2/1/09	Penn State (9/-)	68-72	L
2/4/09	Minnesota (13/19)	76-47	W
2/7/09	Indiana (13/-)	75-47	W
2/10/09	Michigan (9/-)	54-42	L
2/17/09	Purdue (6/19)	54-72	L
2/22/09	Wisconsin (6/-)	61-50	W
2/25/09	Iowa (9/-)	62-54	W
3/1/09	Illinois (9/20)	74-66	W
3/3/09	Indiana (8/-)	64-59	W
3/8/09	Purdue (8/19)	62-51	W
3/13/09	*Minnesota (7/-)	64-56	W
3/14/09	*Ohio State (7/-)	70-82	L
3/20/09	&Robert Morris (8/-)	77-62	W
3/22/09	&USC (8/-)	74-69	W
3/27/09	#Kansas (8/14)	67-62	W
3/29/09	#Louisville (8/1)	64-52	W
4/4/09	!Connecticut (8/5)	82-73	W
4/6/09	!North Carolina (8/2)	72-89	L

+ Old Spice Classic (Lake Buena Vista, Fla.)

% Ford Field, Detroit, Mich.

\$ Houston, Texas

^ Auburn Hills, Mich.

# Big Ten Tournament (Indianapolis, Ind.)

&amp; NCAA Tournament (Minneapolis, Minn.)

! NCAA Tournament (Indianapolis, Ind.)

! NCAA Final Four (Detroit, Mich.)

## 2008-09 Roster

#	Name (Ht., Year., Pos.)	PPG
00	Idong Ibok (6-11, Sr., C)	0.4
1	Kalin Lucas (6-0, So., G)	14.7
2	Raymar Morgan (6-8, Jr., F)	10.2
3	Chris Allen (6-3, So., G)	8.4
5	Travis Walton (6-2, Sr., G)	5.1
10	Delvon Roe (6-8, Fr., F)	5.6
13	Austin Thornton (6-5, Fr., F)	1.2
14	Goran Sutton (6-10, Sr., C)	10.4
15	Durrell Summers (6-4, So., G)	8.6
20	Mike Kebler (6-4, So., G)	0.5
22	Isaiah Dahlman (6-6, Jr., G)	0.8
23	Draymond Green (6-6, Fr., F)	3.3
25	Jon Crandell (6-8, Jr., F)	0.4
34	Korie Lucious (5-11, Fr., G)	3.2
40	Tom Herzog (7-0, So., C)	0.6
41	Marquise Gray (6-8, Sr., F)	3.1

## 2009-10

## NCAA FINAL FOUR

## BIG TEN CHAMPIONS

#13 AP/#4 ESPN/USA Today

(28-9 Overall; 14-4 - t-1st Big Ten)

DATE	OPPONENT	MSU-OPP	W/L
11/13/09	Fia. Gulf Coast (2/-)	97-58	W
11/17/09	Gonzaga (2/-)	75-71	W
11/20/09	%Toledo (2/-)	75-62	W
11/22/09	%Valparaiso (2/-)	90-60	W
11/27/09	%Florida (2/-)	74-77	L
11/28/09	%UMass (2/-)	106-68	W
12/1/09	North Carolina (9/10)	82-89	L
12/4/09	Wofford (9/-)	72-60	W
12/7/09	The Citadel (12/-)	69-56	W
12/10/09	Oakland (12/-)	88-57	W
12/19/09	IPFW (12/-)	72-60	W
12/22/09	Texas (9/2)	68-79	L
12/30/09	UT Arlington (11/-)	87-68	W
1/2/10	Northwestern (11/25)	91-70	W
1/6/10	Wisconsin (10/17)	54-47	W
1/9/10	Iowa (10/-)	71-53	W
1/13/10	Minnesota (7/-)	60-53	W
1/16/10	Illinois (7/-)	73-63	W
1/20/10	Iowa (6/-)	70-63	W
1/23/10	Minnesota (6/-)	65-64	W
1/26/10	Michigan (5/-)	57-56	W
1/30/10	Northwestern (5/-)	79-70	W
2/2/10	Wisconsin (5/16)	49-67	L
2/6/10	Illinois (5/-)	73-78	L
2/9/10	Purdue (10/6)	64-76	L
2/13/10	Penn State (10/-)	65-54	W
2/16/10	Indiana (11/-)	72-58	W
2/21/10	Ohio State (11/9)	67-74	L
2/28/10	Purdue (14/3)	53-44	W
3/4/10	Penn State (11/-)	67-65	W
3/7/10	Michigan (11/-)	64-48	W
3/12/10	*Minnesota (11/-)	67-72 ot	L
3/19/10	&New Mexico St. (13/-)	70-67	W
3/21/10	&Maryland (13/20)	85-83	W
3/26/10	#Northern Iowa (13/-)	59-52	W
3/28/10	#Tennessee (13/15)	70-69	W
4/3/10	!Butler (13/11)	50-52	L

% Legends Classic (East Lansing/Atlantic City, N.J. - 3rd place)

\* Big Ten Tournament (Indianapolis, Ind.)

&amp; NCAA Tournament (Spokane, Wash.)

! NCAA Tournament (St. Louis, Mo.)

! NCAA Final Four (Indianapolis, Ind.)

## 2009-10 Roster

#	Name (Ht., Year., Pos.)	PPG
1	Kalin Lucas (6-1, Jr., G)	14.8
2	Raymar Morgan (6-8, Sr., F)	11.3
3	Chris Allen (6-3, Jr., G)	8.2
5	Dion Sims (6-5, Fr., F)	0.0
10	Delvon Roe (6-8, So., F)	6.4
13	Austin Thornton (6-5, So., G)	1.0
15	Durrell Summers (6-4, Jr., G)	11.3
20	Mike Kebler (6-4, Jr., G)	0.3
22	Isaiah Dahlman (6-6, Sr., G)	1.3
23	Draymond Green (6-6, So., F)	9.9
25	Jon Crandell (6-8, Sr., F)	0.6
34	Korie Lucious (5-11, So., G)	5.0
40	Tom Herzog (7-0, Jr., C)	1.3
41	Garrick Sherman (6-10, Fr., C)	1.9
44	Anthony Ianni (6-9, Jr., C)	---
50	Derrick Nix (6-8, Fr., C)	2.3



## YEAR-BY-YEAR RESULTS

## 2010-11

## NCAA TOURNAMENT

(19-15 Overall; 9-9 - t-4th Big Ten)

DATE	OPPONENT	MSU-OPP	W/L
11/12/10	Eastern Mich. (2/-)	96-66	W
11/16/10	South Carolina (2/-)	82-73	W
11/22/10	%Chaminade (2/-)	82-74	W
11/23/10	%Connecticut (2/-)	67-70	L
11/24/10	%Washington (2/13)	76-71	W
11/28/10	Tenn. Tech (2/-)	73-55	W
12/1/10	Duke (6/1)	79-84	L
12/4/10	Bowling Green (9/-)	74-39	W
12/7/10	Syracuse (7/8)	58-72	L
12/11/10	Oakland (7/-)	77-76	W
12/18/10	Prairie View A&M (14/-)	90-51	W
12/22/10	Texas (12/18)	55-67	L
12/31/10	Minnesota (20/14)	71-62	W
1/3/11	Northwestern (18/-)	65-62	L
1/8/11	Penn State (18/-)	62-66	L
1/11/11	Wisconsin (-/20)	64-61	ot W
1/15/11	Northwestern	71-67	ot W
1/18/11	Illinois (17/23)	62-71	L
1/22/11	Purdue (17/14)	76-86	L
1/27/11	Michigan (25/-)	57-61	L
1/30/11	Indiana (25/-)	84-83	ot W
2/2/11	Iowa	52-72	L
2/6/11	Wisconsin (-/19)	56-82	L
2/10/11	Penn State	75-57	W
2/15/11	Ohio State (-/2)	61-71	L
2/19/11	Illinois	61-57	W
2/22/11	Minnesota	53-48	W
2/27/11	Purdue (-/8)	47-67	L
3/2/11	Iowa	85-66	W
3/5/11	Michigan	63-70	L
3/10/11	*Iowa	66-61	W
3/11/11	*Purdue (-/9)	74-56	W
3/12/11	*Penn State	48-61	L
3/17/11	&UCLA	76-78	L

% Maui Invitational (Lahaina, Hawaii - 3rd place)

\* Big Ten Tournament (Indianapolis, Ind.)

&amp; NCAA Tournament (Tampa, Fla.)

## 2010-11 Roster

#	Name (Ht., Year., Pos.)	PPG
0	Russell Byrd (6-7, Fr., G)	---
1	Kalin Lucas (6-1, Sr., G)	17.0
2	Alex Gauna (6-9, Fr., F)	---
3	Matt Heneveld	0.0
5	Adreian Payne (6-10, Fr., C)	2.5
10	Delvon Roe (6-9, Sr., C)	6.1
11	Keith Appling (6-1, Fr., G)	6.4
13	Austin Thornton (6-0, Jr., G)	2.0
14	Dan Chapman (6-3, Fr., G)	0.0
15	Durrell Summers (6-5, Sr., G)	11.6
20	Mike Keblor (6-4, Sr., G)	1.5
23	Draymond Green (6-6, Jr., F)	12.6
25	Derrick Nix (6-9, Sr., C)	2.7
34	Korie Lucious (5-11, Jr., G)	6.5
40	Nick Giard	0.0
41	Garrick Sherman (6-10, So., C)	3.1
44	Anthony Ianni (6-9, Jr., C)	0.3

## 2011-12

## NCAA TOURNAMENT

## BIG TEN CHAMPIONS

#5 AP/#7 ESPN/USA Today

(29-8 Overall; 13-5 - t-1st Big Ten)

DATE	OPPONENT	MSU-OPP	W/L
11/11/11	%North Carolina (-/1)	55-67	L
11/15/11	^Duke (-/6)	69-74	L
11/18/11	Texas Southern	76-41	W
11/20/11	UALR	69-47	W
11/23/11	Milwaukee	68-55	W
11/27/11	Eastern Michigan	72-40	W
11/30/11	Florida State	65-49	W
12/4/11	Nebraska Omaha	110-68	W
12/7/11	Central Connecticut	89-69	W
12/10/11	Gonzaga (-/23)	74-67	W
12/17/11	Bowling Green (21/-)	74-60	W
12/19/11	UMKC (19/-)	89-54	W
12/22/11	Lehigh (19/-)	90-81	W
12/28/11	Indiana (16/13)	80-65	W
12/31/11	Nebraska (16/-)	68-55	W
1/3/12	Wisconsin (10/18)	63-60	ot W
1/10/12	Iowa (6/-)	95-61	W
1/14/12	Northwestern (6/-)	74-81	L
1/17/12	Michigan (9/20)	59-60	L
1/21/12	Purdue (9/-)	83-58	W
1/25/12	Minnesota (10/-)	68-52	W
1/31/12	Illinois (9/-)	41-42	L
2/5/12	Michigan (9/23)	64-54	W
2/8/12	Penn State (11/-)	77-57	W
2/11/12	Ohio State (11/3)	58-48	W
2/16/12	Wisconsin (7/15)	69-55	W
2/19/12	Purdue (7/-)	76-62	W
2/22/12	Minnesota (6/-)	66-61	W
2/25/12	Nebraska (6/-)	62-34	W
2/28/12	Indiana (5/18)	55-70	L
3/4/12	Ohio State (5/10)	70-72	L
3/9/12	*Iowa (8/-)	92-75	W
3/10/12	*Wisconsin (8/14)	65-52	W
3/11/12	*Ohio State (8/7)	68-64	W
3/16/12	&LIU Brooklyn (5/-)	89-67	W
3/18/12	&Saint Louis (5/-)	65-61	W
3/22/12	#Louisville (5/17)	44-57	L

% Quicken Loans Carrier Classic (USS Carl Vinson, San Diego)

^ Champions Classic (New York, N.Y.)

\* Big Ten Tournament (Indianapolis, Ind.)

&amp; NCAA Tournament (Columbus, Ohio)

# NCAA Tournament (Phoenix, Ariz.)

## 2011-12 Roster

#	Name (Ht., Year., Pos.)	PPG
0	Russell Byrd (6-7, Fr., G)	1.5
2	Alex Gauna (6-9, Fr., F)	1.8
3	Brandon Kearney (6-5, Fr., G)	1.2
5	Adreian Payne (6-10, So., C)	7.0
11	Keith Appling (6-1, So., G)	11.4
13	Austin Thornton (6-5, Sr., G)	5.2
14	Dan Chapman (6-3, So., G)	0.0
15	Keenan Wetzell (6-4, Fr., G)	0.4
20	Travis Trice (6-0, Fr., G)	4.5
22	Brandon Dawson (6-6, Fr., G)	8.4
23	Draymond Green (6-7, Sr., F)	16.2
25	Derrick Nix (6-9, Jr., C)	8.1
30	Brandon Wood (6-2, Sr., G)	8.8
34	Joe Sweeney (6-0, Sr., G)	0.2
40	Colby Wollenman (6-6, Fr., F)	0.2
44	Anthony Ianni (6-9, Sr., C)	0.1

## 2012-13

## NCAA TOURNAMENT

#9 AP/#13 ESPN/USA Today

(27-9 Overall; 13-5 - t-2nd Big Ten)

DATE	OPPONENT	MSU-OPP	W/L
11/9/12	%Connecticut (14/-)	62-66	L
11/13/12	^Kansas (21/7)	67-64	W
11/18/12	Texas Southern (21/-)	69-41	W
11/20/12	Boise State (15/-)	74-70	W
11/23/12	Oakland (15/-)	70-52	W
11/25/12	Louisiana (15/-)	63-60	W
11/28/12	Miami (13/-)	59-67	L
12/1/12	Nicholls State (13/-)	84-39	W
12/5/12	Ark.-Pine Bluff (19/-)	76-44	W
12/8/12	Loyola-Chicago (19/-)	73-61	W
12/15/12	Stuskegee (19/-)	92-56	W
12/18/12	Bowling Green (20/-)	64-53	W
12/22/12	Texas (20/-)	67-56	W
12/31/12	Minnesota (18/9)	63-76	L
1/5/13	Purdue (18/-)	84-61	W
1/10/13	Iowa (22/-)	62-59	W
1/13/13	Nebraska (22/-)	66-56	W
1/16/13	Penn State (18/-)	81-72	W
1/19/13	Ohio State (18/11)	59-56	W
1/22/13	Wisconsin (13/-)	49-47	W
1/27/13	Indiana (13/7)	70-75	L
1/31/13	Illinois (13/-)	80-75	W
2/6/13	Minnesota (12/18)	61-50	W
2/9/13	Purdue (12/-)	78-65	W
2/12/13	Michigan (8/4)	75-52	W
2/16/13	Nebraska (8/-)	73-64	W
2/19/13	Indiana (4/1)	68-72	L
2/24/13	Ohio State (4/18)	60-68	L
3/3/13	Michigan (9/4)	57-58	L
3/7/13	Wisconsin (10/22)	58-43	W
3/10/13	Northwestern (10/-)	71-61	W
3/15/13	*Iowa (8/-)	59-56	W
3/16/13	*Ohio State (8/10)	58-61	L
3/21/13	&Valparaiso (9/-)	65-54	W
3/23/13	&Memphis (9/19)	70-48	W
3/29/13	#Duke (9/6)	61-71	L

% Armed Forces Classic (Ramstein Air Base, Germany)

^ Champions Classic (Atlanta, Ga.)

\* Played at Jenison Field House

\* Big Ten Tournament (Chicago, Ill.)

&amp; NCAA Tournament (Auburn Hills, Mich.)

# NCAA Tournament (Indianapolis, Ind.)

## 2012-13 Roster

#	Name (Ht., Year., Pos.)	PPG
0	Russell Byrd (6-7, So., G)	1.6
1	Emmett Dacey (6-8, So., F)	0.0
2	Alex Gauna (6-9, So., F)	1.2
3	Brandon Kearney (6-5, So., G)	2.3
5	Adreian Payne (6-10, Jr., C)	10.5
10	Matt Costello (6-9, Fr., F)	1.5
11	Keith Appling (6-1, Jr., G)	13.4
13	Trevor Bohnhoff (6-7, Fr., F)	0.3
14	Gary Harris (6-4, Fr., G)	12.9
15	Keenan Wetzell (6-4, So., G)	0.0
20	Travis Trice (6-0, So., G)	4.8
22	Brandon Dawson (6-6, So., G)	8.9
25	Derrick Nix (6-9, Sr., C)	10.5
30	Kenny Kaminski (6-8, Fr., F)	---
40	Dan Chapman (6-3, Jr., G)	0.0
41	Colby Wollenman (6-7, So., F)	0.0
44	Bella Sibedwo (6-1, So., G)	0.0
45	Denzel Valentine (6-5, Fr., G)	5.0



## YEAR-BY-YEAR RESULTS

## SPARTANS

## 2013-14

## NCAA TOURNAMENT

#11 AP/#8 ESPN/USA Today

(29-9 Overall; 12-6 - t-2nd Big Ten)

DATE	OPPONENT	MSU-OPP	W/L
11/8/13	McNeese State (2/-)	98-56	W
11/12/13	*Kentucky (2/1)	78-74	W
11/15/13	Columbia (2/-)	62-53	W
11/18/13	Portland (1/-)	82-67	W
11/22/13	%Virginia Tech (1/-)	96-77	W
11/23/13	%Oklahoma (1/-)	87-76	W
11/29/13	Mt. St. Mary's (1/-)	98-65	W
12/4/13	North Carolina (1/-)	65-79	L
12/14/13	Oakland (5/-)	67-63	W
12/17/13	North Florida (5/-)	78-48	W
12/21/13	Texas (5/-)	92-78	W
12/28/13	New Orleans (5/-)	101-48	W
12/31/13	Penn State (5/-)	79-63	W
1/4/14	Indiana (5/-)	73-56	W
1/7/14	Ohio State (5/3)	72-68	ot
1/11/14	Minnesota (5/-)	87-75	ot
1/15/14	Northwestern (4/-)	54-40	W
1/18/14	Illinois (4/-)	78-62	W
1/21/14	Indiana (3/-)	71-66	W
1/25/14	Michigan (3/21)	75-80	L
1/28/14	Iowa (7/15)	71-69	ot
2/1/14	\$Georgetown (7/-)	60-64	L
2/6/14	Penn State (9/-)	82-67	W
2/9/14	Wisconsin (9/-)	58-60	L
2/13/14	Northwestern (9/-)	85-70	W
2/16/14	Nebraska (3/-)	51-60	L
2/20/14	Purdue (13/-)	94-79	W
2/23/14	Michigan (13/20)	70-79	L
3/1/14	Illinois (18/-)	46-53	L
3/6/14	Iowa (22/24)	86-76	W
3/9/14	Ohio State (22/-)	67-69	L
3/14/14	*Northwestern (22/-)	67-51	W
3/15/14	*Wisconsin (22/12)	83-75	W
3/16/14	*Michigan (22/8)	69-55	W
3/20/14	&Delaware (11/-)	93-78	W
3/22/14	&Harvard (11/-)	80-73	W
3/28/14	#Virginia (11/3)	61-59	W
3/30/14	#Connecticut (11/18)	54-60	L

^ Champions Classic (Chicago, Ill.)

\$ Coaches Vs. Cancer Classic (Brooklyn, N.Y.)

\$ Super Saturday Hoops (New York, N.Y.)

\* Big Ten Tournament (Indianapolis, Ind.)

&amp; NCAA Tournament (Spokane, Wash.)

# NCAA Tournament (New York, N.Y.)

## 2013-14 Roster

#	Name (Ht., Year., Pos.)	PPG
0	Russell Byrd (6-7, Jr., G)	1.1
2	Alex Gauna (6-9, Jr., F)	1.6
3	Alvin Ellis III (6-4, Fr., G)	1.9
5	Adreian Payne (6-10, Sr., C)	16.4
10	Matt Costello (6-9, So., F)	4.0
11	Keith Appling (6-1, Sr., G)	11.2
13	Trevor Bohnhoff (6-7, So., F)	0.5
14	Gary Harris (6-4, So., G)	16.7
15	Keenan Wetzell (6-4, Jr., G)	0.8
20	Travis Trice (6-0, Jr., G)	7.3
22	Branden Dawson (6-6, Jr., G/F)	11.2
30	Kenny Kaminski (6-8, Fr., F)	4.9
34	Gavin Schilling (6-9, Fr., F)	1.4
40	Dan Chapman (6-3, Sr., G)	0.4
41	Colby Wollenman (6-7, So., F)	0.4
45	Denzel Valentine (6-5, So., G)	8.0

## 2014-15

## NCAA FINAL FOUR

#23 AP/#7 ESPN/USA Today

(27-12 Overall; 12-6 - t-3rd Big Ten)

DATE	OPPONENT	MSU-OPP	W/L
11/14/14	Navy (18/-)	64-59	W
11/18/14	*Duke (19/4)	71-81	L
11/21/14	Loyola Chicago (19/-)	87-52	W
11/24/14	Santa Clara (20/-)	79-52	W
11/27/14	%Rider (20/-)	77-45	W
11/28/14	%Marquette (20/-)	79-68	W
11/30/14	%Kansas (20/11)	56-61	L
12/3/14	Notre Dame (19/-)	78-79	ot
12/6/14	Ark.-Pine Bluff (19/-)	85-52	W
12/14/14	Oakland	87-61	W
12/17/14	Eastern Mich. (25/-)	66-46	W
12/20/14	Texas Southern (25/-)	64-71	ot
12/22/14	The Citadel	82-56	W
12/30/14	Maryland (-/12)	66-68	2ot
1/5/15	Indiana	70-50	W
1/8/15	Iowa	75-61	W
1/11/15	Northwestern	84-77	ot
1/17/15	Maryland (-/14)	59-75	L
1/21/15	Penn State	66-80	W
1/24/15	Nebraska	77-79	L
1/29/15	Rutgers	71-51	W
2/1/15	Michigan	76-66	ot
2/7/15	Illinois	54-59	L
2/10/15	Northwestern	68-44	W
2/14/15	Ohio State (-/23)	59-56	W
2/17/15	Michigan	80-67	W
2/22/15	Illinois	60-53	W

2/26/15	Minnesota	90-96	ot	L
3/1/15	Wisconsin (-/5)	61-68	L	
3/4/15	Purdue	72-66	W	
3/7/15	Indiana	74-72	W	
3/13/15	*Ohio State	76-67	W	
3/14/15	*Maryland (-/8)	62-58	W	
3/15/15	*Wisconsin (-/6)	69-80	ot	L
3/20/15	\$Georgia (23/-)	70-63	W	
3/22/15	\$Virginia (23/6)	60-54	W	
3/27/15	&Oklahoma (23/13)	62-58	W	
3/29/15	&Louisville (23/13)	76-70	ot	W
4/4/15	#Duke (23/4)	61-81	L	

^ Champions Classic (Indianapolis, Ind.)

^ Orlando Classic (Lake Buena Vista, Fla.)

\* Big Ten Tournament (Indianapolis, Ind.)

\$ NCAA Tournament (Charlotte, N.C.)

&amp; NCAA Tournament (Syracuse, N.Y.)

# NCAA Final Four (Indianapolis, Ind.)

## 2014-15 Roster

#	Name (Ht., Year., Pos.)	PPG
0	Marvin Clark Jr. (6-6, Fr., F)	4.5
2	Javon Bess (6-5, Fr., F)	2.7
3	Alvin Ellis III (6-4, So., G)	1.7
5	Bryn Forbes (6-3, Jr., G)	8.5
10	Matt Costello (6-9, Jr., F)	7.0
11	Lourawls Nairn Jr. (5-10, Fr., G)	2.2
13	Trevor Bohnhoff (6-7, Jr., F)	0.2
14	Eron Harris (6-3, Jr., G)	---
15	Keenan Wetzell (6-4, Sr., G)	0.2
20	Travis Trice (6-0, Sr., G)	15.3
22	Branden Dawson (6-6, Sr., G/F)	11.9
25	Kenny Goins (6-6, Fr., F)	---
30	Matt Van Dyk (6-5, Jr., F)	---
34	Gavin Schilling (6-9, So., F)	5.1
41	Colby Wollenman (6-7, Jr., F)	1.2
45	Denzel Valentine (6-5, Jr., G)	14.5



Michigan State made its nation's-best seventh trip to the Final Four in the last 17 seasons in 2015.

## MSU'S RECORD

When Ranked	532-186
When Ranked in Top 10	268-89
When Ranked No. 1	9-4
Vs. Ranked Opponents	185-268
Vs. Opp. Ranked in Top 10	61-145
Vs. Opp. Ranked No. 1	3-19

\* Rankings based on The Associated Press Poll





## ALL-TIME RECORD VS. OPPONENTS

## AC Spark Plug (Flint).....1-0

(A - 1-0)

12-26-1919 A W 29-28

## Adrian.....12-0

(H - 9-0; A - 3-0)

1-18-1906 H W 43-18

3-10-1906 A W 21-20

2-7-1907 H W 54-24

2-20-1907 A W 41-20

1-17-1908 H W 30-14

2-22-1908 A W 42-31

1-25-1909 H W 53-13

12-15-1923 H W 25-12

12-10-1924 H W 42-16

12-12-1925 H W 30-14

12-8-1926 H W 33-29

12-7-1927 H W 30-25

## Akron.....1-0

(A - 1-0)

2-27-1914 A W 45-30

## Alabama.....1-1

(N - 1-1)

12-28-1983 N L 69-81

12-23-1998 N W 75-58

## Alabama-Birmingham.....0-2

(N - 0-2)

3-15-1985 N L 68-70

3-29-1989 N L 76-78 ot

## Alabama State.....1-0

(N - 1-0)

3-16-2001 N W 69-35

## Albion.....10-1

(H - 8-1; A - 2-0)

2-23-1906 A W 44-11

3-3-1906 H W 59-8

2-2-1912 H W 60-23

1-2-1922 H W 33-13

1-12-1927 H L 31-37

2-8-1928 H W 52-20

12-3-1932 H W 31-29

12-2-1935 H W 36-28

12-9-1936 H W 32-22

1-8-1945 A W 72-36

1-22-1945 H W 58-38

## Alcorn State.....1-0

(H - 1-0)

12-13-2008 H W 118-60

## Alger Country Club.....1-0

(A - 1-0)

3-21-1920 A W 17-14

## Alma.....15-1

(H - 12-0; A - 3-1)

2-1-1902 H W 102-3

3-9-1902 A W 29-3

1-23-1904 H W 52-7

2-27-1904 A L 14-22

3-16-1906 H W 52-8

1-20-1911 H W 51-24

2-24-1911 A W 23-21

1-16-1912 H W 53-14

2-16-1912 A W 37-15

1-27-1913 H W 48-24

1-20-1917 H W 47-7

1-4-1922 H W 43-17

1-17-1923 H W 27-21

2-6-1931 H W 42-20

12-3-1931 H W 39-12

11-27-1948 H W 46-33

## Alpena Independent.....1-0

(A - 1-0)

3-20-1920 A W 22-11

## Alumni.....3-1

(H - 3-1)

3-14-1925 H W 43-19

3-6-1926 H L 38-40

2-25-1927 H W 36-24

1-17-1929 H W 63-56

## Ann Arbor YMCA.....0-2

(H - 0-1; A - 0-1)

2-12-1906 H L 20-21

2-24-1906 A L 25-29

## Arizona.....2-4

(H - 1-1; A - 0-2; N - 1-1)

1-2-1947 H L 43-45

12-29-1987 A L 58-78

12-11-2000 A L 68-79

3-31-2001 N L 61-80

12-15-2001 H W 74-60

11-23-2005 N W 74-71 ot

## Arizona State.....1-0

(N - 1-0)

12-30-1972 N W 83-74

## Arkansas.....2-0

(N - 2-0)

11-27-1991 N W 86-71

11-28-1995 N W 75-72

## Arkansas-Little Rock.....2-0

(H - 1-0; N - 1-0)

12-3-2005 N W 72-67

11-20-2011 H W 69-47

## Arkansas-Pine Bluff.....2-0

(H - 2-0)

12-5-2012 H W 76-44

12-6-2014 H W 85-52

## Armour Instit. of Tech.....7-2

(H - 5-0; A - 2-2)

1-12-1907 H W 51-24

2-27-1908 A L 26-29

2-21-1909 H W 53-7

2-11-1910 A W 26-11

1-21-1911 H W 51-11

2-3-1911 A L 21-36

1-12-1912 A W 39-30

1-27-1912 H W 51-18

2-12-1923 H W 27-22

## Army.....1-0

(H - 1-0)

12-1-1984 H W 76-64

## Auburn.....1-0

(N - 1-0)

11-24-1989 N W 92-79

## Austin Peay.....3-1

(H - 3-0; A - 0-1)

12-19-1987 A L 77-85

12-17-1988 H W 70-60

12-9-1989 H W 88-76

12-27-1991 H W 82-71

## Ball State.....1-0

(H - 1-0)

12-29-1994 H W 117-95

## Baltimore.....1-0

(A - 1-0)

1-29-1940 A W 39-28

## Battle Creek YMCA.....3-0

(H - 2-0; A - 1-0)

2-25-1905 H W 94-4

2-24-1908 A W 28-14

2-18-1909 H W 32-25

## Bay City YMCA.....3-0

(H - 2-0; A - 1-0)

1-21-1905 H W 47-20

3-3-1905 A W 30-14

2-7-1910 H W 84-12

## Belmont.....1-0

(H - 1-0)

12-19-2006 H W 67-58

## Bethany.....2-1

(H - 2-0; A - 0-1)

3-2-1921 H W 41-18

1-16-1930 A L 27-36

2-11-1930 H W 36-32

## Boise State.....2-0

(H - 1-0; A - 1-0)

11-29-1982 A W 71-59

11-20-2012 H W 74-70

## Boston College.....2-3

(H - 1-0; A - 0-1; N - 1-2)

2-22-1947 H W 70-49

12-28-1973 N L 81-94

12-28-1984 N L 78-82

12-6-2005 N W 77-70

11-29-2006 A L 58-65

## Bowling Green.....11-3

(H - 7-1; A - 3-1; N - 1-1)

12-3-1959 H W 96-67

12-5-1960 A W 70-67

12-7-1963 H W 104-81

12-7-1965 A W 84-59

12-28-1966 N L 67-75

3-18-1983 H W 72-71

12-10-1988 H W 89-72

12-18-1989 H L 79-81

12-1-1990 A L 85-98

12-28-1993 H W 62-49

12-27-2000 N W 85-69

12-4-2010 H W 74-39

12-17-2011 H W 74-60

12-18-2012 A W 64-53

## Bradley.....4-0

(H - 2-0; A - 1-0; N - 1-0)

12-19-1969 N W 89-87

12-3-2006 H W 82-53

12-4-2007 A W 66-61

12-7-2008 H W 75-59

## Brigham Young.....5-4

(H - 3-0; A - 0-3; N - 2-1)

12-29-1930 H W 29-28

12-8-1956 H W 79-61

12-21-1959 A L 75-79

12-23-1963 A L 90-95

12-16-1980 A L 50-82

12-4-1982 H W 63-55

12-29-1986 N L 88-96

12-9-2006 N W 76-61

12-8-2007 N W 68-61

## Brooklyn.....2-0

(H - 2-0)

12-15-1983 H W 85-72

12-2-1986 H W 80-62

## Brown.....1-0

(H - 1-0)

11-8-2006 H W 45-34

## Buchtel.....0-1

(A - 0-1)

2-27-1913 A L 30-35

## Bucknell.....1-0

(H - 1-0)

11-21-2003 H W 64-52

## Buffalo.....4-0

(H - 1-0; A - 3-0)

2-1-1917 H W 36-17

1-16-1933 A W 29-18

1-12-1934 A W 37-30

1-14-1938 A W 65-35

## Butler.....13-11

(H - 9-2; A - 4-8; N - 0-1)

1-14-1927 A L 16-53

1-31-1927 H L 23-29

2-1-1936 H L 21-24

2-8-1937 A L 21-27

1-28-1938 H W 21-15

1-21-1939 A L 33-34

1-28-1939 H W 39-29

1-26-1942 H W 40-39

2-7-1942 A L 36-38

12-17-1956 A L 79-83

12-2-1957 H W 74-55

12-8-1958 H W 72-46

12-28-1959 A W 85-80

12-3-1960 H W 77-71

12-23-1961 A W 77-72

12-28-1963 A W 76-65

12-19-1964 A L 89-90

12-9-1965 H W 75-56

12-14-1967 A L 55-65

12-13-1968 H W 70-60

12-17-1969 A L 60-81

12-14-1970 H W 99-75

12-20-1971 A W 77-71

4-3-2010 N L 50-52

## Camp Grant.....0-2

(H - 0-1; A - 0-1)

1-29-1943 H L 31-39

2-20-1943 A L 31-43

## California.....0-5

(H - 0-1; A - 0-2; N - 0-2)

1-5-1938 H L 29-31

12-22-1939 A L 37-41

12-23-1959 A L 60-71

12-30-1961 N L 72-85

12-20-1963 N L 68-78

## Cal State Fullerton.....4-0

(H - 2-0; A - 1-0; N - 1-0)

12-1-1967 H W 80-49

12-9-1978 H W 92-89

12-6-1980 A W 58-42

12-29-1981 N W 51-50 ot

## UCLA.....2-6

(H - 1-1; A - 1-3; N - 0-2)

12-19-1952 H L 55-60

12-31-1953 A L 57-67

12-27-1957 A W 63-61

12-28-1960 A L 61-98

12-20-2003 A L 58-64

12-21-2004 H W 76-64

11-20-2007 N L 63-68

3-17-2011 N L 76-78

## UC Santa Barbara.....1-0

(N - 1-0)

3-17-1990 N W 62-58

## Canisius.....4-0

(H - 2-0; A - 2-0)

12-8-1975 H W 83-68

12-18-1976 A W 82-59

11-24-1984 A W 80-71

12-7-1985 H W 90-61



## ALL-TIME RECORD VS. OPPONENTS

## SPARTANS

## Central Connecticut St.....1-0

(H - 1-0)

12-7-2011 H W 89-69

## Central Florida.....1-0

(H - 1-0)

11-27-1998 H W 87-64

## Central Michigan.....30-3

(H - 25-2; A - 5-1)

2-3-1906 H W 37-12

2-16-1906 A W 21-18

1-26-1907 H W 42-18

3-1-1907 A W 33-22

1-4-1908 A W 46-8

2-5-1908 H W 41-23

1-6-1912 H W 72-10

1-7-1920 H W 29-15

1-8-1921 H W 26-21

1-25-1922 H W 27-21

1-27-1923 H W 28-13

1-29-1924 H W 21-20

1-26-1934 H W 32-27

12-1-1934 H W 43-14

1-7-1939 H W 29-24

12-8-1941 H W 29-23

12-22-1970 H W 85-74

12-19-1972 H W 96-74

12-1-1973 A W 78-70

12-2-1974 H W 82-78

12-1-1975 H W 69-61

11-29-1976 A L 76-81

11-28-1977 H W 68-61

11-27-1978 H W 71-54

12-18-1979 A W 95-76

11-29-1980 H L 66-89

11-27-1981 H W 89-70

11-27-1982 H W 62-47

11-25-1983 H W 73-52

11-29-1985 H W 103-60

12-20-1990 H W 74-61

12-29-1995 H L 62-69

11-28-1997 H W 89-61

## Central State.....1-0

(H - 1-0)

1-27-1931 H W 31-18

## Chaminade.....3-0

(N - 3-0)

11-20-1995 N W 69-66

11-21-2005 N W 89-67

11-22-2010 N W 82-74

## Chicago.....2-3

(H - 0-1; A - 2-2)

12-31-1919 H L 25-32

12-22-1923 A L 17-21

12-20-1924 A W 29-15

12-19-1925 A W 28-21

12-18-1926 A L 24-33

## Chicago State.....2-0

(H - 2-0)

12-16-2006 H W 69-61

11-13-2007 H W 86-53

## Chicago West YMCA.....0-1

(H - 0-1)

1-19-1904 H L 13-44

## Chicago YMCA College.....3-0

(H - 3-0)

1-28-1920 H W 33-20

3-4-1922 H W 25-21

1-30-1923 H W 23-19

## Cincinnati.....9-4

(H - 4-2; A - 4-1; N - 1-1)

12-5-1930 H W 22-8

1-22-1942 H W 37-30

2-6-1942 A W 36-30

1-6-1945 H L 37-39

1-12-1945 A L 50-54

1-5-1946 H W 69-38

2-4-1946 A W 69-39

12-19-1978 N W 63-52

12-21-1981 H L 45-56

12-13-1982 A W 70-69

12-13-1990 A W 65-63

12-21-1991 H W 90-89

3-22-1992 N L 65-77

## Citadel, The.....4-0

(H - 3-0; A - 1-0)

11-12-2006 H W 73-41

12-17-2008 H W 79-65

12-7-2009 A W 69-56

12-22-2014 H W 82-56

## Cleveland State.....8-0

(H - 5-0; A - 3-0)

12-21-1982 H W 95-56

12-12-1983 A W 71-62

12-7-1993 A W 90-76

12-12-1994 H W 111-68

12-3-1996 H W 83-78

12-6-1997 A W 85-54

12-8-2002 H W 79-47

12-16-2005 H W 83-75

## Coe.....1-0

(H - 1-0)

1-16-1928 H W 35-25

## Colgate.....5-1

(H - 2-0; A - 3-1)

2-1-1929 A L 35-36

1-16-1931 A W 41-31

1-17-1931 A W 50-30

1-29-1932 H W 30-21

1-30-1932 H W 29-28

1-17-1933 A W 40-26

## Colorado.....3-1

(H - 1-0; N - 2-1)

12-28-1956 N L 87-90

12-14-1957 H W 84-44

12-28-1988 N W 60-57

3-21-2003 N W 79-64

## Colorado State.....1-0

(N - 1-0)

12-17-1971 N W 67-63

## Columbia.....1-0

(H - 1-0)

11-15-2013 H W 62-53

## Concordia.....1-0

(H - 1-0)

1-15-1927 H W 45-25

## Connecticut.....2-4

(H - 1-0; A - 0-1; N - 1-3)

12-5-1998 A L 68-82

2-5-2000 H W 85-66

4-4-2009 N W 82-73

11-23-2010 N L 67-70

11-9-2012 N L 62-66

3-30-2014 N L 54-60

## Coppin State.....2-0

(H - 2-0)

12-30-2003 H W 78-72

12-31-2005 H W 78-54

## Cornell.....5-1

(H - 5-1)

1-3-1929 H W 38-24

1-2-1932 H W 29-26

12-20-1948 H L 45-56

12-29-1949 H W 61-54

12-29-1993 H W 83-69

11-24-2000 H W 89-56

## Creighton.....7-5

(H - 4-2; A - 3-3)

2-11-1920 A L 21-22

12-2-1920 A W 18-15

3-1-1920 H W 31-24

3-3-1921 H W 27-20

2-3-1922 A L 30-41

2-4-1922 A L 21-25

2-27-1922 H L 28-34

12-18-1939 A W 32-30

12-19-1939 A W 38-21

12-30-1940 H L 29-37

12-31-1940 H W 34-29

12-5-1953 H W 88-51

## Dartmouth.....1-0

(H - 1-0)

12-28-1951 H W 47-42

## Dayton.....2-0

(H - 1-0; A - 1-0)

12-7-1991 A W 83-74

12-19-1992 H W 65-60

## Dearborn Naval A.B.....1-0

(H - 1-0)

1-19-1943 H W 55-24

## Defiance.....2-0

(H - 1-0; A - 1-0)

1-23-1915 H W 54-12

1-30-1915 A W 30-19

## Delaware.....1-0

(N - 1-0)

3-20-2014 N W 93-78

## Delaware State.....1-0

(H - 1-0)

12-18-2004 H W 63-45

## Denison.....0-1

(A - 0-1)

2-28-1913 A L 18-44

## Denver.....1-0

(H - 1-0)

12-13-1951 H W 50-48

## DePaul.....4-7

(H - 2-3; A - 2-4)

2-26-1908 A W 26-17

1-13-1909 H W 76-7

2-16-1937 H L 21-23

1-23-1943 A L 37-45

1-18-1946 A L 52-58

1-25-1947 A L 45-52

1-24-1948 A L 42-52

2-3-1948 H L 49-63

12-22-1954 H L 75-76

1-29-1955 A W 88-72

11-30-2003 H W 89-81

## DePauw.....1-5

(H - 0-3; A - 1-2)

1-31-1919 A W 18-17

2-12-1919 H L 12-21

2-18-1920 H L 21-33

2-23-1920 A L 18-31

1-21-1921 A L 19-39

2-7-1921 H L 23-26

## Detroit.....45-16

(H - 26-6; A - 19-10)

12-29-1917 A L 22-32

1-3-1920 A L 29-30

2-23-1924 H W 31-17

2-11-1925 H W 23-22

1-26-1926 A L 10-16

2-2-1926 H L 22-29

1-19-1927 H W 30-23

2-12-1927 A L 27-30

1-13-1928 H W 27-23

2-17-1928 H W 17-13

1-18-1929 A W 27-13

2-15-1929 H W 40-15

1-9-1930 H W 26-20

1-25-1930 A W 21-18

2-10-1931 H W 34-16

2-21-1931 A W 16-11

1-19-1932 H W 22-13

2-17-1932 A W 35-34

2-15-1933 H W 30-28

2-18-1933 A L 16-27

2-14-1934 H W 17-20

2-17-1934 A W 28-22

1-31-1942 A W 32-28

2-16-1942 H L 37-39

2-14-1945 H W 53-29

2-24-1945 A W 62-38

1-23-1946 H W 40-38

2-9-1946 H W 58-46

1-11-1947 A W 52-44

2-19-1947 H W 55-48

1-20-1948 A W 52-34

1-26-1948 H W 66-31

1-10-1949 H W 66-49

1-17-1949 A L 34-35

1-9-1950 A L 55-66

2-14-1950 H W 57-54

12-5-1950 H W 45-31

12-18-1951 A W 52-47

12-4-1954 H L 78-84

2-1-1956 A W 85-78

12-6-1957 A W 71-59

12-6-1958 H W 88-51

12-22-1973 A L 71-73 ot

12-23-1974 A W 72-69

12-22-1975 A L 82-85

12-15-1976 H L 94-99

12-21-1977 A W 103-74

12-20-1979 A W 63-57

12-2-1981 A W 65-62 ot

12-18-1982 H W 75-72 ot

11-27-1987 H W 65-63 ot

12-15-1988 A W 96-91 ot

12-16-1989 H W 94-65

12-8-1990 A W 83-61

12-14-1991 H W 91-75

12-12-1993 H W 74-63

12-17-1994 A W 80-63

12-10-1995 H L 61-63

12-14-1996 A L 84-86 3ot

12-13-1997 H L 65-68

11-12-2001 H W 80-70

## Detroit A.C.....0-4

(A - 0-4)

3-25-1

## ALL-TIME RECORD VS. OPPONENTS

3-7-1910	A	W	27-24
1-30-1911	A	L	11-22
2-24-1912	H	W	42-26
3-4-1912	A	W	20-17
2-11-1913	A	L	22-23
3-8-1913	H	W	39-9
2-14-1914	H	L	27-29
3-3-1914	H	L	22-27
1-22-1915	H	W	23-14
3-2-1915	A	L	9-21
2-12-1916	H	W	27-23
3-7-1916	H	L	14-35
2-3-1917	H	W	33-26
3-10-1917	H	L	15-30
12-28-1917	A	L	13-31
1-26-1918	A	L	20-34
3-9-1918	H	W	23-16

**DeVilbiss College.....0-1**  
(A - 0-1)

12-20-1919	A	L	25-37
------------	---	---	-------

**Drake.....2-1**

(H - 1-1; A - 1-0)			
12-2-1944	H	W	44-36
12-12-1964	H	L	75-91
12-22-1965	A	W	61-50

**Duke.....2-10**

(H - 0-1; A - 0-2; N - 2-7)			
12-29-1958	N	W	82-57
3-20-1994	N	L	74-85
12-2-1998	N	L	67-73
3-27-1999	N	L	62-68
12-30-2003	H	L	50-72
11-30-2004	A	L	74-81
3-25-2005	N	W	78-68
12-1-2010	A	L	79-84
11-15-2011	N	L	68-74
3-29-2013	N	L	61-71
11-18-2014	N	L	71-81
4-4-2015	N	L	61-81

**Earlham.....1-1**

(H - 0-1; A - 1-0)			
1-30-1925	A	W	24-23
2-13-1926	H	L	21-26

**East Tennessee State.....7-0**

(H - 4-0; A - 2-0; N - 1-0)			
1-2-1993	A	W	80-69
11-28-1993	N	W	92-69
12-9-1993	H	W	107-81
12-21-1995	H	W	63-57
11-25-1996	H	W	83-45
11-17-1997	H	W	82-59
12-10-1998	A	W	86-53

**Eastern Illinois.....1-0**

(H - 1-0)			
12-27-1997	H	W	81-69

**Eastern Kentucky.....1-0**

(H - 1-0)			
12-1-1969	H	W	89-85

**Eastern Michigan.....29-3**

(H - 19-1; A - 9-2; N - 1-0)			
3-3-1900	A	W	25-8
3-2-1901	H	W	21-6
2-16-1901	A	W	12-7
2-13-1903	A	W	23-7
3-7-1903	H	W	49-5
2-6-1904	A	W	22-2
3-5-1904	H	W	62-10
1-29-1907	A	W	50-25
3-2-1907	H	W	72-13
1-14-1922	H	W	28-22
1-13-1923	H	W	19-17
1-30-1926	H	L	23-35
1-22-1934	H	W	34-27
1-8-1935	H	W	35-14
1-24-1935	A	W	53-28
1-25-1936	A	W	37-24

1-29-1936	H	W	18-15
1-18-1945	A	W	75-31
12-10-1973	H	W	91-69
12-7-1974	H	W	92-60
12-6-1975	A	L	79-85
12-11-1976	H	W	54-52 ot
12-12-1980	H	W	73-63
11-28-1986	H	W	99-83
12-7-1987	A	L	80-84 ot
12-22-1988	H	W	91-76
12-23-1989	H	W	87-73
3-12-1998	N	W	83-71
12-4-1999	H	W	74-57
11-12-2010	H	W	96-66
11-27-2011	A	W	72-40
12-17-2014	H	W	66-46

**Eastern Washington.....1-0**

(H - 1-0)			
11-25-2000	H	W	83-61

**Evansville.....4-0**

(H - 2-0; A - 2-0)			
12-20-1989	A	W	80-66
12-18-1990	H	W	81-76
12-6-1995	H	W	67-63
12-17-1996	A	W	86-77

**Florida.....3-3**

(H - 1-0; A - 0-1; N - 2-2)			
12-30-1987	N	L	59-83
4-3-2000	N	W	89-76
12-6-2000	H	W	99-83
12-5-2001	A	L	70-74
3-23-2003	N	W	68-46
11-27-2009	N	L	74-77

**Florida A&M.....1-0**

(H - 1-0)			
11-19-2004	H	W	104-72

**Florida Gulf Coast.....1-0**

(H - 1-0)			
11-13-2009	H	W	97-58

**Florida International.....1-0**

(H - 1-0)			
12-18-2005	H	W	85-58

**Florida State.....1-1**

(H - 1-0; A - 0-1)			
3-17-1997	A	L	63-68
11-30-2011	H	W	65-49

**Fort Custer Officers.....4-1**

(H - 3-1; A - 1-0)			
1-9-1918	H	L	16-27
1-19-1918	H	W	24-20
1-24-1919	H	W	31-13
12-19-1919	A	W	53-3
12-2-1941	H	W	50-29

**Franklin.....0-2**

(H - 0-1; A - 0-1)			
1-31-1925	A	L	14-36
2-20-1925	H	L	16-28

**Fresno State.....1-3**

(H - 0-1; A - 0-1; N - 1-1)			
3-21-1983	H	L	58-72
3-19-1996	A	L	70-80
3-18-2001	N	W	81-65
11-23-2001	N	L	58-63

**Furman.....3-0**

(H - 2-0; A - 1-0)			
11-28-1988	H	W	98-68
12-2-1989	A	W	84-63
11-23-1990	H	W	78-73

**Geneva.....1-0**

(A - 1-0)			
1-9-1937	A	W	42-41

**Georgetown.....1-1**

(N - 1-1)			
3-15-1986	N	W	80-68
2-1-2014	N	L	60-64

**George Mason.....2-1**

(H - 1-0; N - 1-1)			
12-28-1990	H	W	97-72
12-5-2004	N	W	66-60
3-17-2006	N	L	65-75

**George Washington.....4-3**

(H - 2-1; A - 2-0; N - 0-2)			
12-30-1955	N	L	62-65
12-18-1984	A	W	68-54
12-4-1985	H	W	87-61
12-6-1986	A	W	77-62
12-5-1987	H	L	64-65
3-12-1997	H	W	65-50
12-4-2004	N	L	83-96

**Georgia.....1-0**

(N - 1-0)			
3-20-2015	N	W	70-63

**Georgia Tech.....2-2**

(H - 2-1; N - 0-1)			
1-4-1947	H	W	62-52
12-22-1949	H	L	60-68
3-23-1990	N	L	80-81 ot
11-30-2005	H	W	88-86

**Gonzaga.....4-1**

(H - 2-0; A - 1-0; N - 1-1)			
11-29-1997	H	W	70-68
3-23-2001	N	W	77-62
11-22-2005	N	L	106-109 3ot
11-17-2009	H	W	75-71
12-10-2011	A	W	74-67

**Governor's Guard.....3-0**

(A - 3-0)			
3-10-1900	A	W	25-7
2-15-1902	A	W	19-0
2-18-1903	A	W	19-7

**Grand Rapids JC.....1-0**

(A - 1-0)			
2-26-1921	A	W	20-11

**Grand Rapids YMCA.....6-2**

(H - 3-0; A - 3-2)			
3-14-1903	H	W	42-7
2-12-1904	A	W	14-13
3-12-1904	H	W	41-10
1-28-1905	A	L	22-38
2-10-1906	A	W	25-20
1-25-1908	H	W	74-16
1-5-1918	A	L	21-22
1-4-1919	A	W	19-17

**Great Lakes Naval T.S.....1-4**

(H - 1-2; A - 0-2)			
1-6-1942	H	W	33-31
1-9-1943	A	L	34-38
2-11-1943	H	L	39-56
12-5-1945	H	L	49-53
2-11-1946	A	L	58-59

**Gwin Club.....1-0**

(A - 1-0)			
3-25-1920	A	W	66-12

**Hardin-Simmons.....1-0**

(H - 1-0)			
12-16-1967	H	W	95-76

**Harvard.....3-2**

(H - 2-2; N - 1-0)			
12-24-1941	H	W	39-28
1-1-1943	H	L	28-31
12-29-1947	H	W	53-47 ot
12-28-1949	H	L	57-68
3-22-2014	N	W	80-73

**Haskell Indians.....1-0**

(H - 1-0)			
2-17-1908	H	W	33-18

**Hawai'i.....0-2**

(A - 0-2)			
12-30-1981	A	L	61-62
11-19-2005	A	L	62-84

**Hawaiian All-Stars.....1-1**

(H - 1-1)			
1-26-1937	H	L	24-25
1-11-1938	H	W	55-31

**Hawaiian Army.....1-0**

(A - 1-0)			
12-30-1965	A	W	97-69

**Hawaiian Marines.....1-0**

(A - 1-0)			
12-27-1965	A	W	84-53

**Hillsdale.....8-0**

(H - 7-0; A - 1-0)			
3-1-1902	H	W	58-20
3-15-1902	A	W	36-17
1-29-1903	H	W	49-2
1-7-1928	H	W	58-24
12-14-1928	H	W	47-15
2-21-1930	H	W	34-28
1-21-1935	H	W	45-24
11-27-1948	H	W	53-43

**Holland YMCA.....1-1**

(A - 1-1)			
1-3-1919	A	L	15-21
12-27-1919	A	W	20-18

**Holy Cross.....1-1**

(N - 1-1)			
12-29-1973	N	W	97-85
12-29-1976	N	L	61-70

**Hope.....22-12**

(H - 17-5; A - 5-7)			
1-31-1905	A	L	30-44
1-5-1907	H	W	50-30
2-16-1907	A	W	33-23
3-3-1910	H	W	40-21
3-11-1910	A	L	30-38
2-17-1911	A	L	24-48
3-3-1911	H	W	36-24
1-23-1912	A	L	40-41
2-21-1912	H	W	55-23
1-29-1913	A	W	33-26
2-21-1913	H	W	58-25
1-13-1915	H	W	56-20
2-24-1915	A	W	46-28
1-14-1916	H	L	14-20
2-4-1916	A	W	21-18
1-19-1917	H	W	34-20
2-23-1917	H	L	13-18</



## ALL-TIME RECORD VS. OPPONENTS

## SPARTANS

## Idaho ..... 1-0

(H - 1-0)

11-16-2008 H W 100-62

## Idaho State ..... 1-0

(H - 1-0)

12-30-1995 H W 68-55

## Illinois ..... 58-58

(H - 36-20; A - 19-37; N - 3-1)

3-5-1951 H L 43-49

2-11-1952 A L 62-84

1-19-1953 H L 64-76

3-2-1953 A L 53-66

1-9-1954 H W 60-59

2-14-1955 A L 72-90

1-2-1956 A L 65-73

2-18-1956 H L 76-96

2-9-1957 H W 70-64

2-18-1957 A W 89-83

2-15-1958 H W 69-56

1-10-1959 A W 97-96

1-16-1960 A L 88-96

2-8-1960 H W 78-77

2-30-1961 A L 92-93

2-20-1961 H W 90-80

1-13-1962 H L 65-66

2-9-1963 A L 86-91

1-4-1964 A L 66-87

2-17-1964 H W 85-82

2-20-1965 H L 94-113

3-9-1965 A L 89-121

2-22-1966 H W 68-66

1-7-1967 A W 76-74

1-6-1968 A L 56-66

3-9-1968 H W 62-59

2-15-1969 H W 75-70

3-4-1969 A L 57-71

12-29-1969 N L 77-86

2-24-1970 H L 67-74

3-7-1970 A W 81-76

1-9-1971 A L 61-89

1-16-1971 H L 67-69

2-8-1972 H W 89-79

2-24-1973 A L 71-81

1-14-1974 A W 90-82

1-28-1974 H W 93-82

2-1-1975 A W 75-60

3-1-1975 H W 96-83

2-14-1976 A W 74-62

2-21-1977 H W 69-59

1-20-1977 H W 67-58

3-5-1977 A W 62-61

1-12-1978 A W 82-70

2-25-1978 H W 89-67

1-11-1979 A L 55-57

2-24-1979 H W 76-62

1-26-1980 A L 65-74

2-2-1980 H W 68-59

1-29-1981 H L 70-71

2-21-1981 A L 62-82

1-16-1982 A L 51-55

2-25-1982 H W 56-47

1-27-1983 H L 71-78

2-19-1983 A L 61-69

1-26-1984 A L 40-46

2-19-1984 H L 53-70

1-12-1985 A L 63-75

2-7-1985 H W 64-56

1-12-1986 H W 58-51

2-6-1986 A W 84-80

1-5-1987 A L 72-79

3-7-1987 H L 64-77

1-9-1988 A L 62-77

2-13-1988 H L 65-83

1-7-1989 A L 54-71

2-16-1989 H L 56-75

1-18-1990 A L 64-73

2-17-1990 H W 70-63

1-17-1991 A W 71-68

2-16-1991 H W 62-58

1-11-1992 H W 77-75

3-7-1992 A L 71-80

1-9-1993 H L 39-52

2-10-1993 A L 80-83

1-8-1994 H W 79-74

2-9-1994 A L 64-72

1-28-1995 A W 75-67

2-15-1995 H W 68-58

1-6-1996 A W 68-58

3-6-1996 H W 77-67

1-22-1997 H L 63-66

2-15-1997 A L 68-79

1-17-1998 H W 68-64

2-12-1998 A L 63-84

1-16-1999 A W 51-49

2-11-1999 H W 61-44

3-7-1999 N W 67-50

1-30-2000 H W 91-66

3-12-2000 N W 76-61

2-6-2001 A L 66-77

2-3-2002 A W 67-61

2-12-2002 H L 61-63

2-2-2003 H W 68-65

2-18-2003 A L 40-70

2-10-2004 A L 51-75

2-1-2005 H L 68-81

1-5-2006 A L 50-60

3-4-2006 H L 68-75

3-10-2006 N W 61-56

1-14-2007 H W 63-57

1-30-2007 A L 50-57

1-30-2008 H W 51-41

3-6-2008 A W 59-51

1-17-2009 H W 63-57

3-1-2009 A W 74-66

1-16-2010 H W 73-63

2-6-2010 A L 73-78

1-18-2011 A L 62-71

2-19-2011 H W 61-57

1-31-2012 A L 41-42

1-31-2013 H W 80-75

1-18-2014 A W 78-62

3-1-2014 H L 46-53

2-7-2015 H L 54-59

2-22-2015 A W 60-53

## Illinois Athletic Club ..... 1-3

(H - 1-1; A - 0-2)

1-15-1915 H L 21-22

1-22-1916 A L 18-50

1-26-1917 H W 39-27

2-15-1917 A L 23-43

## Illinois-Chicago ..... 12-3

(H - 10-0; A - 2-3)

2-3-1983 H W 99-82

12-22-1984 A W 81-60

12-21-1985 H W 99-74

12-16-1986 A L 65-74

12-15-1987 H W 78-64

12-13-1988 H W 96-74

12-12-1989 A L 57-65

12-17-1991 H W 75-51

12-15-1992 H W 79-75

12-14-1993 H W 90-77

11-30-1994 A W 92-78

12-5-1996 H W 90-60

11-21-1997 A L 58-70

12-13-1998 H W 77-33

12-2-2000 H W 97-53

## Indiana ..... 52-67

(H - 37-22; A - 14-44; N - 1-1)

1-16-1920 H L 19-20

12-31-1928 H L 33-37

12-23-1947 H W 64-60

12-6-1948 A L 36-48

12-10-1949 H L 58-73

1-2-1950 A L 50-60

1-13-1951 H L 37-47

3-3-1952 A L 67-70

1-5-1953 H L 62-69

2-14-1953 A L 50-65

2-6-1954 A L 74-79

2-20-1954 H L 61-63

1-17-1955 A L 79-88

2-28-1955 H W 93-77

1-16-1956 A L 70-79

3-2-1957 H W 76-61

2-8-1958 A L 79-82

3-8-1958 H L 72-75

1-3-1959 H W 79-77

2-28-1959 A W 86-82

3-5-1960 H L 80-86

1-9-1961 A L 55-79

1-6-1962 A L 71-76

2-24-1962 H W 97-85

1-5-1963 H L 84-96

2-23-1963 A L 94-113

1-11-1964 H W 107-103

2-8-1965 A L 94-112

2-26-1966 H W 69-63

3-5-1966 A L 76-86

2-6-1967 A L 77-82

2-13-1967 H W 86-77

2-20-1968 H W 75-70

2-1-1969 A L 76-79

1-3-1970 A W 85-84

2-21-1970 H W 78-66

2-9-1971 H L 70-71

2-16-1971 A L 76-90

1-29-1972 H W 83-73

2-5-1972 A L 69-83

1-22-1973 H L 89-97

2-19-1973 A L 65-75

2-25-1974 A L 85-91

1-4-1975 H L 55-107

3-8-1975 A L 79-94

1-12-1976 H L 57-69

2-9-1976 A L 70-85

1-17-1977 A W 61-60

2-5-1977 H L 79-81

1-30-1978 A L 66-71

2-4-1978 H W 68-59

12-30-1978 N W 74-57

1-18-1979 H W 82-58

2-15-1979 A W 59-47

1-12-1980 A L 64-72

2-21-1980 H L 72-75

1-8-1981 A L 43-55

3-7-1981 H L 48-69

1-7-1982 H W 65-58

3-6-1982 A L 58-74

1-20-1983 A L 85-89

2-26-1983 H W 62-54

1-19-1984 H L 62-70 ot

2-26-1984 A W 57-54

1-5-1985 H W 68-61

3-7-1985 A W 68-58

1-5-1986 A W 77-74

3-5-1986 H L 79-97

1-8-1987 H L 60-79

2-4-1987 A L 80-84

1-16-1988 H W 75-74 ot

2-18-1988 A L 58-95

1-21-1989 A L 60-75

2-23-1989 H L 65-76

1-24-1990 A W 75-57

2-25-1990 H W 72-66

1-26-1991 A L 63-97

2-28-1991 H L 56-62

2-1-1992 H W 76-60

2-19-1992 A L 73-103

3-10-1993 A L 68-99

3-9-1994 H W 94-78

1-11-1995 A L 82-89

3-5-1995 H W 67-61

1-4-1996 H W 65-60

3-10-1996 A L 53-57

1-2-1997 A L 65-77

3-8-1997 H W 63-60

1-28-1998 H W 84-66

1-24-1999 A W 73-59

1-11-2000 H W 77-71 ot

2-26-2000 A L 79-81 ot

1-7-2001 A L 58-59

2-20-2001 H W 66-57

1-8-2002 A L 65-83

2-24-2002 H W 57-54

3-9-2002 N L 56-67

1-28-2003 H W 61-54

2-8-2003 A W 67-62 ot

1-31-2004 H W 84-72

2-27-2005 A L 74-78 ot

1-11-2006 H W 87-73

2-26-2006 A L 71-78

1-7-2007 A L 51-73

2-24-2007 H W 66-58

2-16-2008 A L 61-80

3-2-2008 H W 103-74

2-7-2009 H W 75-47

3-3-2009 A W 64-59

2-16-2010 A W 72-58

1-30-2011 H W 84-83 ot

12-28-2011 H W 80-65

2-28-2012 A L 55-70

1-27-2013 A L 70-75

2-19-2013 H L 6



## ALL-TIME RECORD VS. OPPONENTS

1-14-1969	A	L	76-77
2-18-1969	H	W	78-60
1-14-1970	A	L	77-103
1-12-1971	H	W	84-81
2-12-1972	A	W	100-91
2-26-1972	H	L	98-102
1-15-1973	A	W	76-74
2-3-1973	H	W	94-89
1-21-1974	H	W	95-86
1-20-1975	A	L	79-83
2-17-1975	H	W	90-78
1-5-1976	H	W	105-88
3-1-1976	A	W	93-88
2-7-1977	A	L	79-87
2-19-1977	H	W	81-79
1-21-1978	H	W	68-58
2-9-1978	A	W	71-70
1-20-1979	H	W	83-72
2-8-1979	A	W	60-57
1-19-1980	H	W	75-67
2-17-1980	A	L	39-44
1-10-1981	A	L	57-65
3-6-1981	H	W	71-70
1-28-1982	H	L	56-57
2-18-1982	A	L	53-59
1-5-1983	A	W	61-59
3-12-1983	H	L	57-75
1-4-1984	H	W	73-72
3-11-1984	A	W	51-44
1-17-1985	H	L	65-79
2-16-1985	A	W	57-55
1-16-1986	A	L	71-82
2-13-1986	H	W	83-73
1-29-1987	H	L	75-89
2-26-1987	A	L	64-93
2-6-1988	A	L	72-101
3-3-1988	H	L	87-103
1-5-1989	H	L	82-93
3-2-1989	A	W	83-81
2-13-1990	H	W	87-80
2-12-1990	A	W	80-70
1-5-1991	A	L	66-79
2-7-1991	H	L	67-71
2-6-1992	A	L	63-77
3-15-1992	H	W	64-53
1-28-1993	A	L	90-96
2-27-1993	A	L	64-66
1-29-1994	H	W	87-84
3-2-1994	A	W	80-72
1-7-1995	H	W	69-68
3-8-1995	A	L	78-79
1-20-1996	H	W	62-60
2-21-1996	A	L	47-83
1-12-1997	H	W	69-67
2-21-1998	A	W	78-57
2-7-1998	H	W	75-64
1-21-1999	H	W	80-65
2-6-1999	A	W	95-81
1-8-2000	A	W	75-53
3-10-2000	N	W	75-65
2-18-2001	H	W	94-70
1-22-2002	A	L	71-75
3-2-2002	H	W	93-79
1-11-2003	A	L	64-68
3-5-2003	H	W	82-54
2-4-2004	H	W	89-72
2-5-2005	A	W	75-64
3-11-2005	N	L	69-71
1-21-2006	H	W	85-55
1-14-2006	A	L	54-66
3-11-2006	N	L	48-53
1-4-2007	A	L	60-62
2-17-2007	H	W	81-49
1-12-2008	A	L	36-43
2-23-2008	H	W	66-52
1-29-2009	A	W	71-56
2-25-2009	H	W	62-54
1-9-2010	A	W	71-53
1-20-2010	H	W	70-63
2-2-2011	A	L	52-72
3-2-2011	H	W	85-66

3-10-2011	N	W	66-61
1-10-2012	H	W	95-61
3-9-2012	N	W	92-75
1-10-2013	A	W	62-59
3-15-2013	N	W	59-56
1-28-2014	A	W	71-69
3-6-2014	H	W	86-76
1-8-2015	A	W	75-61

<b>Iowa State.....4-2</b>
(H - 2-1; A - 1-1; N - 1-0)
12-1-1956 H L 53-60
12-23-1957 A W 57-51
12-22-1960 H W 92-81
12-14-1985 A L 80-82
12-13-1986 H W 86-85
3-25-2000 N W 75-64

<b>Ishpeming Amer. Leg.....0-1</b>
(A - 0-1)
3-24-1920 A L 24-37

<b>Jackson YMCA.....6-0</b>
(H - 3-0; A - 3-0)
2-4-1905 H W 47-12
1-25-1907 A W 43-30
2-7-1908 H W 42-29
2-21-1908 A W 37-35
1-7-1910 H W 51-18
1-25-1910 A W 27-18

<b>Jacksonville.....1-1</b>
(H - 1-0; A - 0-1)
12-30-1976 A L 63-65
12-1-2007 H W 80-51

<b>Jacksonville State.....1-0</b>
(H - 1-0)
12-28-2002 H W 76-52

<b>John Carroll.....1-1</b>
(H - 1-0; A - 0-1)
1-18-1924 H W 24-17
3-6-1925 A L 14-30

<b>Kalamazoo.....18-2</b>
(H - 17-2; A - 1-0)
1-29-1916 H W 34-27
1-15-1919 H W 42-20
1-10-1920 A W 39-21
1-21-1920 H W 34-15
1-11-1921 H W 30-18
1-21-1922 H L 28-39
2-3-1923 H L 22-24
2-11-1928 H W 36-24
1-26-1929 H W 30-22
2-7-1930 H W 33-12
1-23-1931 H W 46-10
2-6-1932 H W 17-9
2-4-1933 H W 29-12
12-5-1934 H W 30-25
1-8-1936 H W 32-14
1-6-1937 H W 39-18
12-7-1938 H W 36-26
12-4-1939 H W 42-22
2-12-1940 H W 48-29
2-19-1945 H W 81-26

<b>Kalamazoo.....18-2</b>
(H - 17-2; A - 1-0)
1-29-1916 H W 34-27
1-15-1919 H W 42-20
1-10-1920 A W 39-21
1-21-1920 H W 34-15
1-11-1921 H W 30-18
1-21-1922 H L 28-39
2-3-1923 H L 22-24
2-11-1928 H W 36-24
1-26-1929 H W 30-22
2-7-1930 H W 33-12
1-23-1931 H W 46-10
2-6-1932 H W 17-9
2-4-1933 H W 29-12
12-5-1934 H W 30-25
1-8-1936 H W 32-14
1-6-1937 H W 39-18
12-7-1938 H W 36-26
12-4-1939 H W 42-22
2-12-1940 H W 48-29
2-19-1945 H W 81-26

<b>Kansas.....6-5</b>
(H - 3-0; A - 0-3; N - 3-2)
12-16-1960 A L 69-93
12-8-1962 H W 81-62
2-4-1979 H W 85-61
12-5-1981 A L 56-74
3-21-1986 N L 86-96
12-7-1999 N W 66-54
11-25-2003 A L 74-81
1-10-2009 H W 75-62
3-27-2009 N W 67-62
11-13-2012 N W 67-64
11-30-2014 N L 56-61

<b>Kansas State.....5-2</b>
(H - 2-1; A - 2-1; N - 1-0)
12-20-1952 H W 80-63

1-5-1954 A W 78-63
12-17-1960 A L 82-104
12-1-1962 H L 56-66
11-27-1989 N W 73-68
12-16-1995 A W 67-54
12-21-1996 H W 75-43

<b>Kent State.....2-0</b>
(H - 1-0; N - 1-0)
3-16-1989 N W 83-69
12-27-1996 H W 83-64

<b>Kentucky.....11-12</b>
(H - 5-3; A - 3-7; N - 3-2)
2-13-1935 H W 32-26
1-21-1936 A L 19-27
1-2-1937 A L 21-28
1-14-1937 H W 24-23
1-8-1938 H W 43-38
2-7-1938 A L 27-44
1-13-1945 A L 35-66
2-5-1945 H W 66-50
1-12-1946 H L 44-55
2-2-1946 A L 51-59
1-27-1947 A L 36-86
1-10-1948 H L 45-47
3-16-1957 A W 80-68
12-13-1971 A W 91-85
12-2-1972 H L 66-75
3-18-1978 N L 49-52
3-21-1999 N W 73-66
12-23-1999 A L 58-60
12-16-2000 H W 46-45
12-14-2002 A W 71-67
12-13-2003 N L 74-79
3-27-2005 N W 94-88
11-12-2013 N W 78-74

<b>Lake Forest.....6-1</b>
(H - 3-0; A - 3-1)
2-12-1910 A W 14-13
2-4-1911 A L 26-28
1-22-1914 A W 30-24
2-9-1923 H W 26-18
3-8-1924 H W 29-19
1-21-1927 A W 39-30
3-1-1929 H W 49-16

<b>Lk. Linden Amer. Leg.....1-0</b>
(A - 1-0)
3-26-1920 A W 60-24

<b>Lamar.....3-0</b>
(H - 1-0; A - 1-0; N - 1-0)
3-11-1979 A W 95-64
11-25-1991 N W 81-68
12-1-2001 H W 80-71

<b>Lehigh.....1-0</b>
(H - 1-0)
12-22-2011 H W 90-81

<b>Lombard.....0-2</b>
(H - 0-1; A - 0-1)
2-6-1922 A L 14-26
2-1-1924 H L 12-13

<b>Long Beach State.....3-1</b>
(H - 2-0; A - 1-0; N - 0-1)
12-21-1974 N L 62-74
12-6-1979 H W 87-73
12-4-1980 A W 71-60
12-30-1994 H W 70-60

<b>LIU Brooklyn.....2-2</b>
(H - 0-1; A - 1-1; N - 1-0)
1-26-1940 A L 25-34
1-4-1941 A W 31-26
2-19-1941 H L 23-24
3-16-2012 N W 89-67

<b>Louisiana.....1-0</b>
(H - 1-0)
11-25-2012 H W 63-60

<b>Louisiana-Monroe.....2-0</b>
(H - 2-0)
11-13-1998* H W 89-58
11-14-2007 H W 83-65

\* Known as NE Louisiana in 1998

<b>Louisiana State.....1-0</b>
(A - 1-0)
3-16-1979 A W 87-71

<b>Louisiana Tech.....1-0</b>
(H - 1-0)
12-29-1990 H W 77-62

<b>Louisville.....4-5</b>
(H - 2-0; A - 0-2; N - 2-3)
3-14-1959 N L 81-88
12-5-1992 N L 69-73
12-4-1993 A L 68-77
12-3-1994 H W 85-71
12-2-1995 A L 59-79
1-22-1999 H W 69-57
3-29-2009 N W 64-52
3-22-2012 N L 44-57
3-29-2015 N W 76-70

<b>Loyola (Chicago).....10-2</b>
(H - 6-0; A - 4-2)
1-20-1928 A L 21-23
2-14-1931 H W 24-16
2-3-1934 H W 36-15
2-24-1934 A W 22-20
12-24-1934 A W 26-19
1-10-1936 H W 32-20
1-2-1939 A L 44-46
1-1-1940 A W 30-22
12-9-2000 A W 103-71
12-17-2002 H W 80-54
12-8-2012 H W 73-61
11-21-2014 H W 87-52

<b>Loyola, La.....1-1</b>
(H - 1-0; A - 0-1)
12-22-1964 H W 94-70
12-20-1966 A L 70-74

<b>Loyola, Md.....1-0</b>
(H - 1-0)
12-30-2006 H W 74-61

<b>Loyola Marymount.....2-0</b>
(N - 2-0)
12-29-1979 N W 82-65
12-12-1992 N W 73-70

<b>Maine.....2-1</b>
(H - 2-0; A - 0-1)
11-26-1985 H W 89-58
12-4-1986 A L 81-84
12-2-1987 H W 87-44

<b>Marietta.....1-0</b>
(H - 1-0)
3-8-1917 H W 30-20

<b>Marquette.....32-23</b>
(H - 20-9; A - 9-14; N - 3-0)
2-17-1922 H L 19-26
2-11-1926 H L 25-29
1-8-1927 H W 35-32
1-22-1927 A L 12-24
1-21-1928 A L 18-21
2-25-1928 H W 30-25
1-11-1929 H W 29-19
3-4-1929 A W 26-15
1-31-1930 H W 24-17
3-1-1930 A L 14-21
1-9-1931 H W 19-16
2-28-1931 A W 24-21
2-15-1932 H W 25-23
2-25-1932 A L 18-43
1-12-1933 H L 28-32
2-25-1933 A L 21-28
1-18-1934 H L 24-26
2-23-1934 A L 16-40



## ALL-TIME RECORD VS. OPPONENTS

## SPARTANS

1-17-1935	H W	30-29
2-18-1935	A L	17-20
1-17-1936	H L	20-21
1-18-1936	H W	35-31
2-22-1936	A W	29-28
1-16-1937	H L	25-32
2-20-1937	A L	26-31
1-22-1938	H L	24-41
2-19-1938	H L	26-40
2-13-1939	H W	35-29
2-20-1939	A L	36-38
1-15-1940	H W	48-19
2-24-1940	A W	21-17
1-10-1941	H W	25-18
2-22-1941	A W	37-36
1-16-1942	H W	51-40
2-21-1942	A W	47-45
1-11-1943	A L	32-41
2-15-1943	H L	36-47
1-6-1947	H W	53-51
2-3-1947	A W	56-55
1-13-1948	H W	57-54
2-14-1948	A W	53-48
1-7-1949	H L	48-68
2-5-1949	A L	42-59
1-13-1950	H W	81-64
2-25-1950	A L	58-75
12-19-1950	H W	74-42
12-15-1951	A W	53-47
12-6-1952	H W	62-51
12-17-1953	H W	65-60
12-1-1954	H W	91-72
2-8-1956	A L	81-90
12-22-1956	H W	92-65
3-13-1959	N W	74-69
3-15-2007	N W	61-49
11-28-2014	N W	79-68

**Marshall.....1-0**

(H - 1-0)

12-19-1981	H W	101-82
------------	-----	--------

**Maryland.....4-4**

(H - 0-1; A - 1-1; N - 3-2)

12-29-1955	A W	95-75
3-28-2003	N W	60-58
11-17-2006	N L	60-62
11-27-2008	N L	62-80
3-21-2010	N W	85-83
12-30-2014	H L	66-68 Tot
1-17-2015	A L	59-75
3-14-2015	N W	62-58

**Massachusetts.....2-0**

(N - 2-0)

12-27-1985	N W	93-45
11-28-2009	N W	106-68

**McNeese State.....1-0**

(H - 1-0)

11-8-2013	H W	98-56
-----------	-----	-------

**Meija Univ. (Japan).....1-0**

(N - 1-0)

1-28-1933	H W	63-15
-----------	-----	-------

**Memphis.....1-2**

(N - 1-2)

12-30-1967	N L	57-73
3-28-2008	N L	74-92
3-23-2013	N W	70-48

**Mercer (Ga.).....0-1**

(H - 0-1)

1-1-1926	H L	33-37
----------	-----	-------

**Mercury A.C. (Chi.).....0-1**

(A - 0-1)

2-12-1915	A L	20-25
-----------	-----	-------

**Miami (Fla.).....0-1**

(A - 0-1)

11-28-2012	A L	59-67
------------	-----	-------

**Miami (Ohio).....1-0**

(H - 1-0)

12-3-1966	H W	63-51
-----------	-----	-------

**Michigan.....79-97**

(H - 48-37; A - 30-60; N - 1-0)

1-9-1909	A W	24-16
2-20-1909	H W	45-23
1-11-1918	A L	13-17
3-2-1918	H L	25-33
2-15-1919	H L	17-19
2-28-1919	A W	33-24
1-30-1920	A W	23-13
2-28-1920	H W	34-27
2-5-1921	A L	24-37
2-22-1921	H L	10-17
1-6-1922	A L	26-27
2-22-1922	H L	17-19
1-3-1923	A L	11-33
1-20-1923	H L	13-29
1-11-1924	A L	19-23
2-6-1924	H L	20-31
12-13-1924	A L	10-26
1-16-1926	A L	15-38
12-11-1926	A L	13-34
12-10-1927	A L	23-43
12-7-1928	A W	31-24
2-15-1930	H W	27-26
12-13-1930	A L	22-32
12-21-1931	A L	5-27
2-13-1932	H W	14-13
12-10-1932	A W	20-17
2-11-1933	H L	16-28
12-9-1933	A W	26-25
2-10-1934	H W	33-26
12-15-1934	A L	25-31
2-9-1935	H W	30-28
12-14-1935	A L	24-35
2-15-1936	H L	23-41
12-12-1936	A L	21-34
2-13-1937	H L	31-38
12-11-1937	A L	40-43
2-12-1938	H W	41-35
12-10-1938	A L	34-41
2-11-1939	H L	25-30
12-9-1939	A L	27-33
1-20-1940	H L	27-32
12-7-1940	A L	14-42
2-12-1941	H W	35-32
12-13-1941	A L	20-37
2-11-1942	H W	57-34
12-7-1942	A L	31-36
1-4-1943	H L	26-29
12-1-1945	A L	39-47
1-7-1946	H W	49-36
12-7-1946	A L	29-51
3-1-1947	H L	47-59
12-18-1947	H W	43-38
3-6-1948	A L	28-69
12-4-1948	A L	33-66
1-31-1949	H L	38-49
12-3-1949	H L	49-52
2-20-1950	A L	53-70
1-20-1951	A W	49-36
2-17-1951	H W	43-32
1-19-1952	A L	36-50
3-1-1952	H W	80-59
1-17-1953	A W	66-64
3-7-1953	H W	55-52
1-16-1954	A L	62-64
3-6-1954	H W	76-61
1-15-1955	H W	84-82
3-5-1955	A W	83-68
2-6-1956	H W	86-76
3-5-1956	A W	76-75
1-7-1957	H L	69-70
3-4-1957	A L	72-81
2-17-1958	A W	79-69
2-14-1959	H W	103-91
1-9-1960	H W	89-58
2-27-1960	A L	65-72

1-16-1961	H W	81-69
2-13-1961	A L	67-78
1-20-1962	A W	80-74
2-2-1963	H L	71-72
1-25-1964	H L	77-91
2-1-1964	A L	79-95
1-26-1965	H L	98-103 ot
2-13-1965	A L	83-98
3-7-1966	H W	86-77
1-21-1967	A L	59-81
1-13-1968	A W	86-81
2-3-1968	H W	82-77
1-25-1969	H L	70-75
2-8-1969	A W	86-82
1-24-1970	H L	88-91
3-6-1971	A L	63-88
1-8-1972	A L	75-83
3-4-1972	H W	96-92
1-13-1973	H L	71-78
2-10-1973	A L	81-97
1-19-1974	A L	82-84
3-9-1974	H L	87-103
1-11-1975	H W	86-78
2-8-1975	A L	84-96
1-17-1976	A L	63-66
2-14-1976	H L	64-81
1-15-1977	H L	70-83
2-26-1977	A L	65-69 ot
2-2-1978	H L	63-65
2-11-1978	A W	73-62
1-25-1979	H L	48-49
2-17-1979	H W	80-57
1-24-1980	A W	59-58 ot
2-16-1980	H W	82-74
2-5-1981	A L	77-79 ot
2-14-1981	H W	70-66
1-21-1982	A W	64-62
2-11-1982	H W	66-55
2-5-1983	A W	70-65
2-12-1983	H L	67-74
2-2-1984	H W	72-67
2-11-1984	A L	61-71
1-24-1985	A L	75-86
2-23-1985	H L	73-75
1-25-1986	H W	91-79
2-20-1986	A W	74-59
1-15-1987	A L	70-74
2-15-1987	H W	90-81
1-14-1988	H L	72-90
2-22-1988	A L	67-77
2-4-1989	A L	66-82
2-27-1989	H L	52-79
1-27-1990	A L	63-65
3-1-1990	H W	78-70
1-3-1991	H W	85-70
3-9-1991	A W	66-59
1-29-1992	H L	79-89 ot
2-15-1992	A W	70-59
2-2-1993	H L	69-73
3-7-1993	A L	81-87 ot
1-5-1994	A L	64-75
2-5-1994	H L	51-59
1-22-1995	A W	73-71
2-21-1995	H W	67-64
1-13-1996	H L	54-76
2-27-1996	A L	46-75
1-25-1997	H L	61-74
2-1-1997	A L	65-85
1-10-1998	A L	69-79
2-17-1998	H W	80-75
1-9-1999	H W	81-67
2-18-1999	A W	73-58
2-1-2000	A W	82-62
3-4-2000	H W	114-63
1-30-2001	A W	91-64
3-3-2001	H W	78-57
1-30-2002	H W	71-44
1-26-2003	A L	58-60
1-17-2004	H W	71-54
2-24-2004	A W	72-69

1-27-2005	H W	64-53
2-12-2005	A W	64-49
1-25-2006	A L	67-72
2-18-2006	H W	90-71
2-13-2007	H W	59-44
2-27-2007	A L	56-67
1-27-2008	H W	77-62
2-10-2009	A W	54-42
1-26-2010	A W	57-56
3-7-2010	H W	64-48
1-27-2011	H L	57-61
3-5-2011	A L	63-70
1-17-2012	A L	59-60
2-5-2012	H W	64-54
2-12-2013	H W	75-52
3-3-2013	A L	57-58
1-25-2014	H L	75-80
2-23-2014	A L	70-79
3-16-2014	N W	69-55
2-1-2015	H W	76-66 ot
2-17-2015	A W	80-67

**Mich. College of Mines.....1-0**

(A - 1-0)

3-27-1920	A W	28-26
-----------	-----	-------

**Mich. School for the Deaf.....1-0**

(A - 1-0)

2-2-1906	A W	47-16
----------	-----	-------

**Michigan Tech.....1-0**

(H - 1-0)

2-14-1921	H W	26-18
-----------	-----	-------

**Middle Tenn. State.....1-0**

(H - 1-0)

12-19-1977	H W	72-51
------------	-----	-------

**Midland YMCA.....1-0**

(H - 1-0)

2-8-1908	H W	40-8
----------	-----	------

**Milwaukee.....1-0**

(H - 1-0)

11-23-2011	H W	68-55
------------	-----	-------

**Minnesota.....65-59**

(H - 41-20; A - 23-36; N - 1-3)

1-13-1943	A L	32-46
12-24-1945	H W	50-48
1-18-1947	A L	59-73
1-31-1948	A L	63-69
2-21-1949	H L	47-57
1-23-1950	H L	56-73
2-5-1951	H W	50-44
2-26-1951	A L	39-56
1-12-1952	A L	49-55
2-18-1952	H L	58-60
12-30-1952	A L	47-64
1-31-1953	H W	64-60
1-30-1954	A L	71-79
1-22-1955	H W	87-75
1-21-1956	H W	80-69
2-13-1956	A L	73-77
1-26-1957	A W	72-59
2-23-1957	H W	70-65
2-1-1958	H W	88-64
1-24-1959	A W	82-76
2-1-1960	H W	84-63
2-13-1960	A L	73-82
12-30-1960	N L	77-83
1-23-1961	A L	70-89
2-18-1961	H L	72-75
1-22-1962	H W	84-79
3-3-1962	A L	91-98
1-26-1963	A W	61-59
2-16-1963	H L	70-75
1-14-1964	A L	82-103
2-6-1965	H L	79-88
1-8-1966	H W	85-65
2-12-1966	A L	71-81
2-18-1967	H W	67-66
3-6-1967	A W	67-59
3-2-1968	H L	68-75



## ALL-TIME RECORD VS. OPPONENTS

3-8-1969 A L 65-78	3-12-2010 N L 67-72 ot	12-10-1994 A L 91-96 ot	<b>Northern Iowa.....1-0</b>
1-17-1970 A L 78-85	12-31-2010 H W 71-62	12-31-2011 A W 68-55	(N - 1-0)
1-31-1970 H L 87-92	2-22-2011 A W 53-48	2-25-2012 H W 62-34	3-26-2010 N W 59-52
2-13-1971 A L 86-97	1-25-2012 H W 68-52	1-13-2013 H W 66-56	<b>Northern Michigan.....7-1</b>
3-8-1971 H W 73-71	2-22-2012 A W 66-61	2-16-2013 A W 73-64	(H - 5-1; A - 2-0)
1-22-1972 H L 57-67	12-31-2012 A L 63-76	2-16-2014 H L 51-60	3-23-1920 A W 43-13
1-27-1973 A L 77-93	2-6-2013 H W 61-50	1-24-2015 A L 77-79	2-4-1961 H L 71-79
1-26-1974 A W 67-66	1-11-2014 H W 87-75 ot	<b>Nebraska Omaha.....1-0</b>	12-2-1961 H W 75-59
2-16-1974 H L 50-56	2-26-2015 H L 90-96 ot	(H - 1-0)	11-30-1963 H W 109-86
1-18-1975 A L 71-82	<b>Mississippi.....1-0</b>	12-4-2011 H W 110-68	12-3-1964 H W 82-76
2-15-1975 H W 86-81 ot	(N - 1-0)	<b>Nevada.....0-1</b>	12-12-1973 H W 91-63
1-31-1976 H W 75-63	3-14-1999 N W 74-66	(N - 0-1)	12-16-1974 A W 91-59
2-28-1976 A L 61-71	<b>Mississippi State.....3-0</b>	3-18-2004 N L 66-72	12-16-1975 H W 81-65
1-24-1977+ A W 70-75 f	(H - 2-0; N - 1-0)	<b>Nevada-Las Vegas.....0-1</b>	<b>Northwestern.....87-38</b>
2-17-1977+ H W 77-99 f	1-2-1934 H W 35-25	(N - 0-1)	(H - 49-8; A - 34-30; N - 4-0)
1-5-1978 H W 87-83	12-29-1948 H W 74-28	12-15-1990 N L 75-95	2-8-1918 A L 16-19
3-1-1978 A W 71-70	1-2-1973 N W 90-82	<b>New Hampshire.....2-0</b>	12-22-1924 A L 17-26
1-6-1979 H W 69-62	<b>Miss. Valley State.....1-0</b>	(H - 1-0; N - 1-0)	12-21-1925 A L 13-42
3-1-1979 A W 76-63	(H - 1-0)	12-30-1977 N W 102-65	12-20-1926 A L 22-34
1-5-1980 H L 80-93	12-28-1999 H W 96-63	12-29-1992 H W 81-51	12-22-1934 A L 26-39
2-28-1980 A W 73-87	<b>Missouri.....3-4</b>	<b>New Mexico.....2-0</b>	12-21-1935 A L 25-29
1-15-1981 H L 77-86	(H - 2-1; A - 0-3; N - 1-0)	(A - 2-0)	1-23-1937 A L 29-44
2-28-1981 A L 89-92 2ot	12-30-1937 H W 43-33	12-18-1970 A W 73-69	12-23-1949 A L 46-68
1-9-1982 H L 58-64	1-5-1948 A L 44-46	12-28-1985 A W 76-61	1-6-1951 A W 67-62
3-4-1982 A L 51-54	12-17-1949 H L 54-73	<b>New Mexico State.....1-0</b>	12-12-1951 H W 52-48
1-15-1983 H L 67-69	12-1-1971 A L 67-77	(N - 1-0)	1-7-1952 H W 82-49
3-3-1983 A W 79-67	12-22-1983 A L 66-79	3-19-2010 N W 70-67	2-2-1952 A L 76-86
1-14-1984 A L 61-69	12-15-1984 H W 79-61	<b>New Orleans.....1-0</b>	12-27-1952 A W 52-47
3-1-1984 H W 83-62	11-19-2007 N W 86-83	(H - 1-0)	1-24-1953 H W 76-63
1-19-1985 H L 75-81	<b>Missouri-Kansas City.....1-0</b>	12-28-2013 N W 101-48	2-1-1954 H W 65-62
2-13-1985 A L 64-73	(H - 1-0)	<b>Nicholls State.....3-0</b>	2-22-1954 A L 71-80
1-18-1986 A L 71-76	12-19-2011 H W 89-54	(H - 3-0)	2-12-1955 A L 54-56
2-15-1986 H W 76-66	<b>Montana.....1-0</b>	12-9-2001 H W 92-38	2-21-1955 H W 71-69
1-31-1987 H W 72-60	(N - 1-0)	11-27-2004 H W 102-52	2-20-1956 H W 96-93
2-28-1987 A W 77-67	11-28-2002 N W 80-60	12-1-2012 H W 84-39	2-2-1957 A W 77-63
1-27-1988 H L 56-59	<b>Morhead State.....1-0</b>	<b>North Carolina.....3-12</b>	1-18-1958 A W 83-78
3-5-1988 A L 61-62	(H - 1-0)	(H - 1-2; A - 1-2; N - 1-8)	1-25-1958 H W 74-60
1-28-1989 H W 73-64	12-1-1992 H W 121-53	3-22-1957 N L 70-74 3ot	1-31-1959 H W 81-72
3-8-1989 A L 61-77	<b>Mt. St. Mary's.....2-0</b>	12-30-1958 H W 75-58	2-16-1959 A W 71-68
2-1-1990 H L 74-79	(H - 1-0; N - 1-0)	12-6-1976 H L 58-81	2-22-1960 A L 69-71
3-3-1990 A W 75-73 ot	11-29-2013 H W 98-65	12-16-1978 A L 69-70	1-21-1961 H L 62-77
1-19-1991 H W 73-64	<b>Mt. Union.....2-0</b>	11-21-1995 N L 70-92	1-27-1962 H L 70-71
2-25-1991 A W 74-72	(H - 1-0; A - 1-0)	3-19-1998 N L 58-73	2-26-1962 A L 64-71
1-18-1992 A L 66-70	1-18-1921 H W 40-26	12-1-1999 A W 86-76	1-19-1963 H W 80-68
3-11-1992 H W 66-57	1-28-1921 A W 30-28	11-29-2000 H W 77-64	3-9-1963 A L 83-100
1-6-1993 A L 57-64	<b>Murray State.....1-0</b>	4-2-2005 N L 71-87	2-8-1964 A L 86-93
2-6-1993 H W 75-63	(N - 1-0)	3-17-2007 N L 67-81	2-29-1964 H W 107-97
1-22-1994 A L 66-68	3-15-1990 N W 75-71 ot	12-3-2008 N L 63-98	1-23-1965 H L 75-76
2-23-1994 H W 85-68	<b>Muskegon YMCA.....0-1</b>	4-6-2009 N L 72-89	1-30-1965 A L 75-77
1-25-1995 H W 54-53	(A - 0-1)	12-1-2009 A L 82-89	1-29-1966 A W 77-68
2-18-1995 A L 57-66	12-20-1919 A L 21-26	11-11-2011 N L 55-67	3-11-1967 H W 79-66
1-27-1996 A W 68-54	<b>Muskegon.....1-0</b>	12-4-2013 H L 65-79	1-20-1968 H W 75-62
2-14-1996 H L 63-64 2ot	(H - 1-0)	<b>UNC Asheville.....4-0</b>	2-17-1968 A L 61-69
1-4-1997 H L 43-68	2-9-1916 H W 39-21	(H - 4-0)	1-4-1969 H L 71-85
3-6-1997 A L 74-81	<b>Navy.....1-1</b>	12-30-1998 H W 64-39	1-18-1969 A W 89-75
1-14-1998 A W 74-60	(H - 0-1; A - 1-0)	12-17-2001 H W 76-56	1-10-1970 H W 98-93
2-14-1998 H W 71-59	11-29-1986 H L 90-91 ot	11-22-2002 H W 66-52	3-13-1971 A L 67-85
3-6-1998 N L 73-76	11-14-2014 A W 64-59	12-29-2004 H W 92-63	1-18-1972 A L 69-76 ot
1-13-1999 H W 71-55	<b>Nebraska.....12-8</b>	<b>North Carolina State.....2-5</b>	3-11-1972 H W 57-54
2-13-1999 A W 84-82	(H - 6-2; A - 4-6; N - 2-0)	(H - 2-0; A - 0-3; N - 0-2)	1-6-1973 H W 90-77
3-2-2000 H W 79-43	2-13-1920 A L 28-43	12-31-1958 A L 61-70	3-3-1973 A W 86-72
2-10-2001 A W 94-83	2-14-1920 A L 20-29	12-20-1975 A L 75-95	2-23-1974 H W 73-70
1-5-2002 A L 67-70	12-27-1956 N W 79-65	12-20-1976 H W 78-60	1-27-1975 H W 54-50
2-21-2002 H W 74-55	12-20-1958 H W 80-55	12-28-1981 N L 46-67	2-24-1975 A L 66-67
1-18-2003 A L 69-77	12-17-1959 A W 82-80	12-11-1982 A L 41-45	1-8-1976 A L 89-105
2-26-2003 H W 71-61	12-20-1967 H W 74-70	3-15-2002 N L 58-69	2-2-1976 H W 91-71
1-28-2004 A W 79-78 ot	12-16-1968 A L 59-73	11-28-2007 H W 81-58	1-8-1977 H L 68-70
2-14-2004 H W 69-58	12-28-1983 N W 58-45	<b>North Florida.....1-0</b>	1-27-1977 A L 58-66
1-22-2005 A W 69-55	11-30-1988 A W 77-75	(H - 1-0)	1-14-1978 A W 67-63
2-16-2005 H W 81-62	11-29-1989 H W 80-69	12-17-2013 H W 78-48	2-23-1978 H W 66-56
2-11-2006 A L 55-69	11-28-1990 A L 69-71	<b>Northern Illinois.....0-1</b>	1-27-1979 A L 65-83
1-24-2007 H W 70-46	12-4-1991 H W 101-78	(H - 0-1)	2-3-1979 H W 61-50
1-5-2008 H W 65-59	12-18-1993 H L 81-85	12-1-1970 H L 75-76	1-10-1980 A L 61-65
1-20-2008 A W 78-73			2-23-1980 H L 73-75 3ot
12-31-2008 A W 70-58			1-17-1981 H W 84-70
2-4-2009 H W 76-47			2-26-1981 A W 74-61
3-13-2009 N W 64-56			1-30-1982 H W 64-61
1-13-2010 H W 60-53			2-6-1982 A L 43-48
1-23-2010 A W 65-64			1-8-1983 A L 51-62



## ALL-TIME RECORD VS. OPPONENTS

SPARTANS

3-9-1983	H	W	63-58
1-7-1984	H	L	69-76
3-8-1984	A	W	63-55
2-2-1985	A	W	68-54
2-27-1985	H	W	61-47
2-1-1986	H	W	97-69
2-27-1986	A	W	82-48
1-26-1987	A	L	65-67
2-19-1987	H	W	96-71
2-4-1988	A	W	65-64
3-10-1988	H	W	55-53
1-11-1989	A	W	64-62
2-25-1989	H	W	80-65
1-20-1990	H	W	91-80
3-8-1990	A	W	84-68
1-12-1991	H	W	66-59
2-14-1991	A	W	55-53
1-15-1992	H	W	78-61
3-5-1992	A	W	72-55
1-16-1993	A	W	80-75
2-17-1993	H	W	81-55
1-15-1994	H	W	67-46
2-17-1994	A	W	60-55
1-18-1995	H	W	93-56
2-25-1995	A	W	83-60
1-24-1996	H	W	68-54
2-17-1996	A	W	75-57
1-18-1997	H	W	75-62
2-19-1997	A	L	58-70
1-31-1998	A	W	72-66 ot
1-30-1999	H	W	65-48
3-5-1999	N	W	61-59
1-22-2000	H	W	69-45
1-27-2000	A	W	59-29
1-10-2001	H	W	84-53
1-24-2001	A	W	74-58
2-6-2002	A	L	49-61
2-15-2003	H	W	64-51
1-21-2004	A	W	73-61
2-21-2004	H	W	66-56
3-12-2004	N	W	68-55
1-8-2005	H	W	87-58
3-2-2005	A	W	69-58
2-4-2006	A	W	77-66
1-10-2007	H	W	66-45
3-8-2007	N	W	62-57
1-24-2008	A	W	78-62
2-9-2008	H	W	70-55
3-1-2009	A	W	77-66
1-21-2009	H	L	63-70
1-2-2010	A	W	91-70
1-30-2010	H	W	79-70
1-3-2011	A	W	65-62
1-15-2011	H	W	71-67 ot
1-14-2012	A	L	74-81
3-10-2013	H	W	71-61
1-15-2014	A	W	54-40
2-13-2014	H	W	85-70
3-14-2014	N	W	67-51
1-11-2015	H	W	84-77 ot
2-10-2015	A	W	68-44

Northwestern College ..... 1-8  
(H - 1-3; A - 0-5)

1-13-1912	A	L	19-25
2-6-1913	H	L	21-23
1-23-1914	A	L	24-44
2-6-1915	H	L	17-28
2-11-1915	A	L	22-41
1-20-1916	A	L	17-29
3-3-1916	H	L	21-28
2-16-1917	A	L	16-26
3-2-1917	H	W	28-14

Notre Dame ..... 35-60  
(H - 23-24; A - 10-36; N - 2-0)

1-31-1908	H	W	33-20
2-1-1908	H	L	16-23
2-25-1908	A	L	20-39
1-23-1909	A	L	10-26
2-8-1909	H	L	18-22

1-29-1910	A	W	28-21
2-19-1910	H	W	43-23
2-13-1913	H	W	40-7
1-24-1914	A	L	18-27
2-4-1914	H	W	45-22
2-2-1915	H	W	14-13
2-13-1915	A	L	19-24
1-19-1916	A	L	18-19
2-2-1916	H	L	23-24
1-27-1917	H	W	31-25
2-17-1917	A	L	19-33
2-1-1918	H	W	27-12
2-7-1918	A	L	23-25
2-1-1919	H	W	32-28
2-22-1919	H	L	16-17
1-24-1920	H	W	23-20
2-9-1920	A	L	23-30
1-22-1921	A	L	23-36
2-1-1921	H	W	37-25
1-31-1922	A	L	22-31
2-16-1922	H	W	30-24
12-9-1922	H	L	15-40
2-28-1923	A	W	22-21
1-25-1924	A	L	18-35
2-29-1924	H	L	21-23
1-16-1925	A	L	14-37
3-3-1925	H	L	10-42
1-22-1926	A	L	14-33
2-16-1926	H	L	25-40
1-29-1927	A	L	15-36
2-23-1927	H	L	22-34
1-28-1928	A	L	25-29
2-3-1928	H	W	26-16
1-23-1929	A	L	24-29
2-22-1929	H	L	27-28
1-22-1930	H	W	28-21
2-18-1930	A	L	17-29
1-9-1932	H	L	25-28
2-23-1932	A	L	20-28
1-9-1933	H	L	19-34
2-24-1933	A	L	25-30
1-6-1934	H	L	33-34
2-21-1934	A	L	19-28
2-21-1934	H	L	32-48
1-25-1941	A	L	39-46
3-1-1941	H	W	44-35
1-24-1942	A	L	49-52
2-28-1942	H	W	46-43
2-6-1943	A	L	34-45
2-27-1943	H	L	42-45
1-31-1946	A	L	57-62
2-20-1946	H	L	54-56
1-14-1947	H	L	56-74
2-8-1947	A	L	54-70
2-17-1948	H	L	44-51
2-24-1948	A	W	54-50
2-3-1949	A	L	47-63
2-23-1949	H	L	41-43
1-7-1950	H	L	65-76
1-18-1950	A	L	65-71
1-25-1951	H	W	60-43
2-19-1951	A	L	46-46
1-2-1952	A	W	66-52
1-15-1952	H	L	48-56
2-16-1953	A	L	64-72
2-9-1954	H	L	71-74
2-7-1955	A	W	93-79
12-21-1955	H	W	84-78
1-15-1957	A	L	76-86
3-15-1957	N	W	85-83
12-21-1957	H	W	79-72
12-17-1958	A	W	74-56
12-5-1959	H	W	61-56
2-5-1961	H	W	89-74
12-16-1961	H	L	72-73
12-4-1962	A	L	85-92
1-18-1964	H	L	80-95
12-8-1964	A	L	93-100
12-11-1965	A	W	93-69
2-1-1967	A	W	85-80 ot

1-30-1968	H	W	89-68
2-11-1969	A	W	71-59
1-20-1970	H	W	85-82
1-26-1971	A	L	80-104
2-1-1972	H	W	98-74
2-7-1973	A	L	72-85
2-4-1974	H	L	89-91
2-5-1975	A	W	76-73
3-18-1979	N	W	80-68
12-3-2014	A	L	78-79 ot

Oakland ..... 13-0  
(H - 9-0; A - 1-0; N - 3-0)

11-17-1998	A	W	96-66
12-18-1999	H	W	86-51
11-19-2000	H	W	97-61
12-19-2001	H	W	78-50
1-29-2005	H	W	92-75
11-25-2006	H	W	71-53
11-24-2007	H	W	75-71
12-27-2008	N	W	82-66
12-10-2009	H	W	88-57
12-11-2010	N	W	77-76
11-23-2012	H	W	70-52
12-14-2013	N	W	67-63
12-14-2014	H	W	87-61

Oberlin ..... 7-6  
(H - 6-1; A - 1-5)

1-8-1908	H	W	46-21
2-23-1918	H	W	35-20
1-11-1919	A	L	14-24
1-2-1920	H	W	36-8
1-29-1921	A	L	21-23
2-19-1921	H	L	29-37
1-28-1922	A	L	25-26
3-3-1923	A	L	16-23
2-28-1925	H	W	29-27
3-7-1925	A	L	16-25
2-14-1930	H	W	24-10
1-31-1931	A	W	33-22
12-17-1938	H	W	58-23

Ohio ..... 1-0  
(H - 1-0)

1-1-1932	H	W	29-15
----------	---	---	-------

Ohio Northern ..... 3-0  
(H - 2-0; A - 1-0)

1-29-1915	A	W	45-16
2-8-1917	H	W	53-9
1-3-1928	H	W	39-25

Ohio State ..... 69-57  
(H - 43-17; A - 23-37; N - 3-3)

3-5-1910	A	L	13-31
2-11-1911	A	L	12-42
12-21-1940	H	W	46-38
12-9-1944	A	L	31-58
12-28-1944	H	L	31-67
12-27-1945	A	L	42-62
2-16-1946	H	W	64-41
2-15-1947	H	L	50-58
2-21-1948	H	L	46-72
2-28-1949	A	L	51-70
2-11-1950	A	L	43-87
1-27-1951	A	L	49-58
2-9-1952	H	W	70-52
1-3-1953	H	W	68-57
2-7-1953	A	L	62-73
1-23-1954	H	W	83-76
1-3-1955	A	L	76-83
1-28-1956	H	W	94-91
3-3-1956	A	L	84-96
1-19-1957	A	L	51-70
1-28-1957	H	W	73-64
1-4-1958	A	L	56-70
1-19-1959	H	W	92-77
1-30-1960	A	L	79-111
2-20-1960	H	L	83-84
2-11-1961	H	L	62-83
3-4-1961	A	L	83-91
2-17-1962	H	L	72-80

2-18-1963	A	L	77-87
1-27-1964	H	W	102-99
3-7-1964	A	W	81-80
2-22-1965	A	L	90-101
3-6-1965	H	L	75-97
1-15-1966	H	W	80-64
2-28-1966	A	W	98-79
2-20-1967	A	L	64-80
2-27-1967	H	W	74-63
2-10-1968	A	L	62-90
3-1-1969	H	W	85-72
2-10-1970	H	L	66-89
2-28-1970	A	W	82-80
1-30-1971	A	W	82-70
2-6-1971	H	L	76-87
3-7-1972	A	L	73-92
2-26-1973	H	W	87-83
1-12-1974	H	W	83-75
2-11-1974	A	W	75-67 ot
1-6-1975	H	W	88-84
2-3-1975	A	W	101-83
1-10-1976	H	W	92-82
2-7-1976	A	W	83-82 ot
2-12-1977	A	W	71-57
2-28-1977	H	W	80-79
1-28-1978	A	W	70-60
2-18-1978	H	W	79-74
2-1-1979	H	W	84-79 ot
2-10-1979	A	W	73-57
1-31-1980	H	W	74-54
2-9-1980	A	L	59-71
1-31-1981	H	W	60-54
2-7-1981	A	L	61-73
2-4-1982	A	L	49-50 ot
2-13-1982	H	L	46-51
1-22-1983	A	L	69-74
2-24-1983	H	W	101-94 3ot
1-21-1984	H	L	68-82
2-22-1984	A	L	70-86
1-3-1985	H	W	82-79
3-9-1985	A	L	79-90
1-2-1986	A	L	73-84
3-8-1986	H	W	91-81
1-10-1987	H	W	90-80
2-9-1987	A	L	72-90
2-1-1988	H	W	76-64
2-27-1988	A	W	78-77 ot
1-14-1989	H	L	81-83
2-11-1989	A	L	75-81
1-11-1990	H	W	78-68
2-10-1990	A	W	84-75
1-31-1991	H	W	75-61
3-3-1991	A	L	64-65
1-7-1992	A	L	46-62
2-29-1992	H	L	65-78
1-13-1993	A	W	77-60
2-13-1993	H	W	81-66
1-26-1994	A	W	77-71
2-26-1994	H	W	75-60
2-4-1995	A	W	67-58
2-7-1996	H	W	55-41
1-11-1997	H	W	69-66
2-26-1997	A	W	67-65
2-4-1998	A	W	84-58
1-27-1999	H	W	76-71
1-20-2000	A	L	67-78
2-15-2000	H	W	83-72
1-21-2001	H	W	71-56
1-27-2001	A	L	55-64
2-10-2002	H	W	67-64
2-26-2002	A	W	81-76
1-9-2003	H	W	66-55
3-8-2003	A	W	72-58
3-15-2003	N	L	54-55
2-7-2004	A	W	84-70
2-9-2005	A	W	83-69
1-15-2006	A	W	62-59 2ot
2-22-2006	H	W	68-79
1-27-2007	A	L	64-66
2-3-2007	H	L	54-56



## ALL-TIME RECORD VS. OPPONENTS

1-15-2008	H	W	66-60
3-9-2008	A	L	54-63
3-14-2008	N	W	67-60
1-6-2009	H	W	67-58
1-25-2009	A	W	78-67
3-14-2009	N	W	70-82
2-21-2010	H	L	67-74
2-15-2011	A	L	61-71
2-11-2012	A	W	58-48
3-4-2012	H	L	70-72
3-11-2012	N	W	68-64
1-19-2013	H	W	59-56
2-24-2013	A	L	60-68
3-16-2013	N	L	58-61
1-7-2014	H	W	72-68 ot
3-9-2014	A	L	67-69
2-14-2015	H	W	59-56
3-13-2015	N	W	76-67

**Ohio Wesleyan.....2-3**

(H - 2-2; A - 0-1)

1-29-1922	A	L	22-25
2-24-1922	H	L	17-29
1-7-1929	H	L	28-31
1-4-1930	H	W	30-14
1-1-1931	H	W	25-17

**Oklahoma.....6-3**

(H - 1-0; A - 0-1; N - 5-2)

12-29-1956	N	W	76-74
12-21-1963	N	W	118-100
3-17-1993	A	L	86-88
3-19-1999	N	W	54-46
11-14-2001	H	W	67-55
1-4-2003	N	L	58-60
12-6-2003	N	L	77-80 ot
11-23-2013	N	W	87-76
3-27-2015	N	W	62-58

**Oklahoma State.....2-2**

(H - 1-0; A - 0-1; N - 1-1)

1-14-1995	H	W	70-69
12-18-1995	A	L	57-68
11-30-2002	N	L	61-64
11-28-2008	N	W	94-79

**Old Dominion.....1-0**

(N - 1-0)

3-18-2005	N	W	89-81
-----------	---	---	-------

**Olivet.....7-4**

(H - 6-2; A - 1-2)

2-27-1899	H	L	6-7
3-13-1899	A	L	6-15
1-20-1900	A	L	5-6
2-3-1900	H	L	6-8
2-16-1901	H	W	18-10
3-2-1906	H	W	46-10
2-2-1907	H	W	41-24
2-22-1907	A	W	38-24
12-8-1925	H	W	36-13
1-21-1933	H	W	35-13
1-24-1933	H	W	23-16

**Oregon.....1-2**

(N - 1-2)

12-28-1961	N	L	59-71
12-27-1969	N	L	82-87
12-30-1988	N	W	76-71

**Oregon State.....3-3**

(H - 1-1; A - 1-1; N - 1-1)

12-27-1939	A	L	33-38
12-28-1939	A	W	36-26
12-29-1942	H	L	29-33
12-29-1978	N	W	65-57
2-5-1984	H	W	56-55
12-29-1988	N	L	58-63

**Owosso YMCA.....1-0**

(H - 1-0)

1-26-1906	H	W	76-12
-----------	---	---	-------

**Pacific.....1-0**

(N - 1-0)

11-26-1993	N	W	83-64
------------	---	---	-------

**Pennsylvania.....3-1**

(H - 1-0; A - 2-1)

12-18-1954	A	L	67-73
12-14-1963	A	W	87-75
3-24-1979	A	W	101-67
11-29-2003	H	W	77-52

**Penn State.....34-7**

(H - 21-1; A - 13-4; N - 0-2)

1-2-1929	H	W	16-14
12-28-1938	H	W	35-21
12-29-1950	H	W	51-44
12-30-1954	H	W	85-74
3-13-1993	H	W	70-53
3-12-1994	A	L	70-71
2-2-1995	H	W	82-62
2-11-1995	H	W	68-53
1-31-1996	H	W	61-58
2-10-1996	A	L	50-54
1-15-1997	A	W	69-58
2-22-1997	H	W	71-57
1-24-1998	H	W	71-59
2-2-1999	A	W	70-68
1-5-2000	H	W	76-63
2-23-2000	A	W	79-63
1-3-2001	H	W	98-73
2-24-2001	A	W	76-57
3-9-2001	N	L	63-65
1-19-2002	A	W	77-65
1-22-2003	H	W	70-36
1-14-2004	H	W	76-58
2-28-2004	A	W	67-42
1-5-2005	A	W	84-58
3-5-2005	H	W	90-64
1-28-2006	H	W	69-60
1-20-2007	A	W	91-64
2-2-2008	A	L	76-85
2-20-2008	H	W	86-49
1-14-2009	A	W	78-73
2-1-2009	H	L	68-72
2-13-2010	A	W	65-54
3-4-2010	H	W	67-65
1-8-2011	A	L	62-66
2-10-2011	H	W	75-57
3-12-2011	N	L	48-61
2-8-2012	H	W	77-57
1-16-2013	A	W	81-72
12-31-2013	A	W	79-63
2-6-2014	H	W	82-67
1-21-2015	H	W	66-60

**Pepperdine.....1-0**

(N - 1-0)

12-21-1998	N	W	79-67
------------	---	---	-------

**Pittsburgh.....3-1**

(H - 1-1; A - 1-0; N - 1-0)

2-18-1927	H	L	34-36
12-22-1953	H	W	83-51
12-17-1955	A	W	82-81
3-22-2008	N	W	65-54

**Portland.....2-0**

(H - 1-0; A - 1-0)

12-29-1961	A	W	74-60
11-18-2013	H	W	82-67

**Portland State.....1-0**

(H - 1-0)

12-10-1979	H	W	88-54
------------	---	---	-------

**Prairie View A&M.....1-0**

(H - 1-0)

12-18-2010	H	W	90-51
------------	---	---	-------

**Princeton.....5-1**

(H - 2-1; A - 1-0; N - 2-0)

12-30-1950	H	L	46-52
12-29-1951	H	W	52-46
12-17-1954	A	W	79-67

**11-30-1979 N W 60-46**

12-30-1989	H	W	51-49
------------	---	---	-------

3-14-1998	N	W	63-56
-----------	---	---	-------

**Providence.....3-0**

(A - 1-0; N - 2-0)

3-11-1978	N	W	77-63
12-20-1980	A	W	77-76
11-25-1999	N	W	82-58

**Purdue.....52-65**

(H - 31-25; A - 18-40; N - 3-0)

1-26-1910	A	L	9-35
12-20-1947	A	L	48-50
2-12-1949	H	L	48-66
2-4-1950	A	L	53-69
1-29-1951	A	L	55-59 ot
1-26-1952	H	W	56-47
2-21-1953	H	W	68-57
2-28-1953	A	W	77-72
2-13-1954	A	L	50-64
1-31-1955	H	W	79-72
1-14-1956	H	L	62-66
2-25-1956	A	L	56-63
1-5-1957	H	L	71-72
2-11-1957	A	W	68-66
1-11-1958	H	W	84-75
2-24-1958	A	L	70-72
2-7-1959	A	L	81-85
2-21-1959	H	W	94-87
2-6-1960	H	L	65-68
2-25-1961	A	L	74-85
1-15-1962	H	L	74-89
2-3-1962	A	L	64-86
2-4-1963	A	L	81-103
3-4-1963	H	L	93-94
2-3-1964	A	L	98-101
3-1-1965	H	W	110-92
1-10-1966	A	W	89-78
1-24-1966	H	W	92-74
2-11-1967	A	W	79-77
3-4-1967	H	W	75-71
3-5-1968	A	L	75-93
2-25-1969	H	L	72-74
2-3-1970	A	L	86-105
3-3-1970	H	L	98-101
2-27-1971	A	L	70-100
3-2-1971	H	L	60-65
2-19-1972	A	L	68-92
2-17-1973	H	L	84-88
1-5-1974	A	L	75-77
2-2-1974	H	W	76-74
1-2-1975	A	L	86-93
3-3-1975	H	W	84-82
1-26-1976	A	W	66-65
2-23-1976	H	W	89-76
1-22-1977	H	L	70-76
3-3-1977	A	L	69-78
1-19-1978	H	W	60-51
2-16-1978	A	L	80-99
1-13-1979	A	L	50-52
2-22-1979	H	W	73-67
1-3-1980	H	L	73-74
3-1-1980	A	L	73-91
1-24-1981	A	W	74-68
2-12-1981	H	L	48-63
1-14-1982	A	L	47-53
2-27-1982	H	L	49-51
1-29-1983	H	W	83-67
2-17-1983	A	L	55-61
1-28-1984	A	L	54-72
2-16-1984	H	W	63-53
1-10-1985	A	W	81-72 ot
2-9-1985	H	L	65-66
1-9-1986	H	L	83-88
2-8-1986	A	L	82-88
1-3-1987	A	L	72-87
3-4-1987	H	L	59-69
1-20-1988	A	L	67-78
1-20-1988	H	L	70-72
1-25-1989	H	W	106-83

**2-18-1989 A L 63-87**

2-3-1990	A	W	64-53
----------	---	---	-------

3-11-1990	H	W	72-70
-----------	---	---	-------

1-23-1991	A	L	51-62
-----------	---	---	-------

2-23-1991	H	W	75-58
-----------	---	---	-------

1-22-1992	A	W	66-61
-----------	---	---	-------

2-22-1992	H	W	70-68
-----------	---	---	-------

1-30-1993	A	W	72-64
-----------	---	---	-------

3-3-1993	H	L	58-61
----------	---	---	-------

1-12-1994	A	L	77-89
-----------	---	---	-------

2-12-1994	H	L	70-74
-----------	---	---	-------

2-7-1995	H	L	69-78
----------	---	---	-------

2-3-1996	A	L	51-56
----------	---	---	-------

1-29-1997	A	L	62-72
-----------	---	---	-------

2-8-1997	H	L	62-77
----------	---	---	-------

12-30-1997	A	W	74-57
------------	---	---	-------

3-1-1998	H	L	96-99 ot
----------	---	---	----------

2-16-1999	H	W	82-69
-----------	---	---	-------

2-28-1999	A	W	60-46
-----------	---	---	-------

2-8-2000	A	L	67-70
----------	---	---	-------

2-4-2001	H	W	72-55
----------	---	---	-------

1-16-2002	H	W	65-56
-----------	---	---	-------

2-16-2002	A	W	62-59
-----------	---	---	-------

1-14-2003	A	L	60-72
-----------	---	---	-------

3-1-2003	H	W	69-61
----------	---	---	-------

3-14-2003	N	W	54-42
-----------	---	---	-------

1-25-2004	A	L	70-76 ot
-----------	---	---	----------

2-17-2004	H	W	62-55
-----------	---	---	-------

1-18-2005	H	W	71-64
-----------	---	---	-------

2-19-2005	A	W	68-57
-----------	---	---	-------



## ALL-TIME RECORD VS. OPPONENTS

## SPARTANS

**Rutgers.....2-0**

(A - 1-0; N - 1-0)

12-19-1970 N W 81-71

1-29-2015 A W 71-51

**Saginaw Bank Clerks.....1-0**

(A - 1-0)

1-19-1907 A W 29-19

**Saginaw High School.....2-0**

(H - 1-0; A - 1-0)

1-18-1907 A W 35-17

1-11-1908 H W 67-23

**Saginaw YMCA.....1-0**

(H - 1-0)

1-14-1905 H W 62-12

**St. Ignatius.....0-2**

(H - 0-1; A - 0-1)

1-16-1923 H L 18-27

3-2-1923 A L 17-38

**St. John's.....0-2**

(A - 0-2)

12-27-1968 A L 51-61

12-1-1979 A L 73-88

**St. John's (Ohio).....3-1**

(A - 3-1)

2-26-1913 A W 39-24

2-25-1914 A W 50-17

1-25-1918 A W 27-19

1-27-1921 A L 20-21

**St. Joseph's (Pa.).....1-1**

(H - 1-1)

12-18-1965 H L 65-82

12-27-1980 H W 71-67

**St. Louis.....1-1**

(N - 1-1)

3-27-1989 N L 64-74

3-18-2012 N W 65-61

**St. Mary's (Mich.).....3-1**

(H - 3-1)

1-15-1916 H W 29-19

2-21-1923 H W 43-15

12-18-1923 H W 31-26

1-10-1925 H L 13-21

**St. Mary's (Ohio).....0-1**

(A - 0-1)

3-1-1913 A L 26-28

**St. Peter's.....1-1**

(H - 1-0; A - 0-1)

12-1-1983 A L 66-73

12-10-1984 H W 50-38

**St. Viator.....1-2**

(H - 1-2)

2-26-1924 H L 25-27

1-13-1925 H L 18-23

1-9-1926 H W 30-27

**San Diego State.....1-0**

(A - 1-0)

12-29-1984 A W 77-61

**San Francisco.....1-1**

(A - 1-0; N - 0-1)

3-23-1957 N L 60-67

12-20-1974 A W 86-78

**San Jose State.....3-0**

(H - 3-0)

12-22-1987 H W 82-68

12-29-1989 H W 88-61

12-19-2007 H W 85-45

**Santa Clara.....1-1**

(H - 1-0; N - 0-1)

11-22-1995 N L 71-77

11-24-2014 H W 79-52

**Seton Hall.....3-0**

(H - 1-0; A - 1-0; N - 1-0)

3-18-1994 N W 84-73

12-19-2000 A W 72-57

12-22-2001 H W 68-64

**South Alabama.....2-0**

(H - 1-0; A - 1-0)

12-4-1971 H W 87-72

1-3-1973 A W 86-78

**South Carolina.....4-2**

(H - 3-1; A - 0-1; N - 1-0)

12-20-1941 H W 41-29

12-18-1961 H W 99-91

12-9-1972 A L 64-83

12-8-1973 H L 63-74

11-26-1999 N W 59-56

11-16-2010 H W 82-73

**South Dakota.....1-0**

(H - 1-0)

12-5-1966 H W 81-54

**South Florida.....3-0**

(H - 2-0; A - 1-0)

12-20-1997 A W 68-53

12-21-2002 H W 65-56

12-16-2003 H W 73-60

**South Haven.....1-0**

(A - 1-0)

2-28-1908 A W 31-18

**Southern Cal.....3-3**

(H - 1-0; A - 1-3; N - 1-0)

12-19-1953 H W 81-63

12-30-1953 A L 73-75

12-28-1957 A W 77-67

12-29-1964 A L 69-100

12-29-1970 A L 63-88

3-22-2009 N W 74-69

**Southern Illinois.....2-0**

(H - 1-0; A - 1-0)

12-13-1955 H W 99-71

1-27-1968 A W 68-56

**Southern Methodist.....1-0**

(N - 1-0)

12-29-1977 N W 95-69

**Southern Mississippi.....1-0**

(N - 1-0)

12-29-1975 N W 89-77

**SW Missouri State.....1-0**

(N - 1-0)

3-20-1992 N W 61-54

**Southwest Louisiana.....1-1**

(H - 1-0; N - 0-1)

12-3-1968 H W 90-84

12-28-1982 N L 66-71

**Stanford.....4-2**

(H - 3-0; N - 1-2)

12-27-1934 H W 25-18

12-20-1946 H W 57-45

12-29-1960 N L 80-81 2ot

12-28-1991 H W 72-62

12-29-2001 N L 64-75

12-11-2004 N W 78-53

**Stetson.....1-0**

(N - 1-0)

12-11-1992 N W 78-59

**Syracuse.....7-10**

(H - 4-2; A - 2-6; N - 1-2)

2-2-1929 A L 17-24

1-1-1930 H L 19-21

1-3-1933 H W 23-16

1-13-1934 A L 21-27

1-1-1936 A L 34-38

1-19-1937 H W 36-30

1-15-1938 A L 46-59

1-8-1940 H W 31-29

12-27-1941 A W 33-31

1-2-1946 H W 76-48

12-31-1946 A W 61-57 2ot

12-3-1977 A L 67-75

3-23-2000 N W 75-58

11-21-2001 N L 58-69

2-23-2003 H L 75-76

1-3-2004 A L 83-96

12-7-2010 N L 58-72

**Temple.....6-6**

(H - 3-1; A - 1-3; N - 2-2)

1-3-1936 A L 24-47

2-15-1939 H W 29-25

1-27-1940 A L 40-42

3-1-1940 H W 44-28

1-6-1941 A W 37-35

1-13-1941 H W 23-22

1-27-1945 N L 47-64

12-30-1969 N L 51-90

12-4-1997 H L 54-56

11-20-1998 A L 59-60

3-25-2001 N W 69-62

3-20-2008 N W 72-61

**Tennessee.....5-2**

(H - 2-0; A - 2-1; N - 1-1)

1-23-1939 A W 35-31

1-6-1940 H W 29-20

12-30-1970 N L 70-81

12-18-1971 A L 61-85

12-21-1993 A W 69-60

12-20-1994 H W 79-68

3-28-2010 N W 70-69

**Tennessee Tech.....2-0**

(H - 2-0)

12-28-2005 H W 80-63

11-28-2010 H W 73-55

**Texas.....5-4**

(H - 1-1; A - 1-1; N - 3-2)

11-27-1999 N L 74-81

3-30-2003 N L 76-85

11-16-2006 N W 63-61

12-22-2007 N W 78-72

12-20-2008 N W 67-63

12-22-2009 A L 68-79

12-22-2010 H L 55-67

12-22-2012 H W 67-56

12-21-2013 A W 92-78

**Texas A&M.....2-0**

(N - 2-0)

12-27-1971 N W 67-65

11-25-1989 N W 87-75

**Texas Arlington.....1-0**

(H - 1-0)

12-30-2009 H W 87-68

**Texas Christian.....1-1**

(H - 1-0; A - 0-1)

12-20-1986 A L 47-66

12-12-1987 H W 69-52

**Texas Southern.....2-0**

(H - 2-0)

11-18-2011 H W 76-41

11-18-2012 H W 69-41

12-20-2014 H L 64-71 2ot

**Toledo.....5-3**

(H - 3-2; A - 2-1)

12-7-1968 A W 81-80

12-6-1969 H L 80-82

12-5-1970 A W 72-62 2ot

11-28-1972 H W 98-96

12-18-1973 A L 51-79

11-22-1999 H W 78-33

12-30-2002 H L 76-81

11-20-2009 H W 75-62

**Toledo Buckeyes.....3-3**

(H - 1-2; A - 2-1)

1-16-1914 H W 40-24

2-26-1914 A W 26-25

1-9-1915 H L 23-33

1-28-1915 A L 27-31

2-19-1916 H L 23-32

2-24-1916 A W 28-22

**Tri-State.....1-0**

(H - 1-0)

1-17-1916 H W 30-13

**Tulane.....2-1**

(H - 1-0; A - 1-1)

12-20-1965 H W 80-61

12-21-1966 A W 76-66

12-29-1982 A L 58-81

**Tulsa.....2-2**

(H - 1-0; A - 0-1; N - 1-1)

12-9-1961 H W 90-70

12-18-1963 A L 88-89

12-28-1965 N L 67-78

12-22-1998 N W 68-58

**Tuskegee.....1-0**

(H - 1-0)

12-15-2012 H W 92-56

**Upper Canada Law.....1-0**

(H - 1-0)

1-5-1924 H W 33-26

**Utah.....1-4**

(A - 0-2; N - 1-2)

12-21-1962 A L 79-88

12-28-1964 N L 96-98

12-20-1969 A L 85-105

3-17-1991 N L 84-85 2ot

3-18-2000 N W 73-61

**Utah State.....0-2**

(A - 0-1; N - 0-1)

12-22-1962 A L 87-102

12-19-1980 N L 70-74

**Valparaiso.....5-1**

(H - 3-1; N - 2-0)

1-19-1922 H W 30-21

12-22-1922 H L 17-21

3-6-1924 H W 22-12

3-16-2000 N W 65-38

11-22-2009 H W 90-60

3-21-2013 N W 65-54

**Vanderbilt.....0-1**

(N - 0-1)

12-29-1967 N L 63-73

**Vermont.....2-0**

(H - 1-0; N - 1-0)

3-20-2005 N W 72-61

## ALL-TIME RECORD VS. OPPONENTS

## Virginia Tech.....1-0

(N - 1-0)

11-22-2013 N W 96-77

## Wabash.....3-6

(H - 3-0; A - 0-6)

1-22-1909 A L 24-39

1-28-1910 A L 21-23

1-13-1911 A L 15-25

1-19-1912 A L 26-32

2-10-1917 H W 20-19

1-30-1919 A L 19-28

2-7-1919 H W 37-26

2-6-1920 H W 29-27

2-24-1920 A L 16-24

## Wake Forest.....1-0

(N - 1-0)

12-30-1986 N W 71-62

## Washington.....4-2

(H - 1-1; A - 0-1; N - 3-0)

1-2-1942 H L 42-45

12-30-1957 A L 69-71

3-28-1964 N W 93-92

3-13-1986 N W 72-70

3-13-1996 H W 64-50

11-24-2010 N W 76-71

## Washington State.....3-1

(H - 2-0; N - 1-1)

12-16-1939 H W 52-44

12-28-1978 N W 98-52

12-30-1992 H W 77-61

11-27-1993 N L 71-76

## Washington, St. Louis.....1-0

(A - 1-0)

1-3-1948 A W 46-45

## Wayne State.....15-1

(H - 9-1; A - 6-0)

1-4-1935 H W 31-17

1-26-1935 A W 37-20

2-24-1939 H L 33-40

2-14-1940 H W 46-29

1-20-1945 H W 47-38

1-15-1946 A W 43-37

2-7-1946 H W 46-45

12-28-1946 A W 52-25

2-1-1947 H W 49-36

12-27-1947 A W 57-55

2-28-1948 H W 63-49

1-22-1949 A W 37-35 2ot

1-27-1949 H W 63-48

2-17-1950 H W 68-44

12-2-1950 A W 51-50

1-2-1951 H W 52-43

## Weber State.....1-2

(H - 1-0; N - 0-2)

12-28-1979 N L 61-63

3-17-1995 N L 72-79

12-28-1996 H W 83-51

## Western Illinois.....2-0

(H - 1-0; A - 1-0)

12-12-1984 A W 93-61

11-23-1985 H W 98-63

## Western Kentucky.....1-1

(N - 1-1)

12-14-1968 N L 63-67

3-16-1978 N W 90-69

## Western Michigan.....25-11

(H - 19-7; A - 6-4)

1-12-1916 H W 51-21

1-8-1919 H W 19-18

1-17-1919 A W 28-23

1-15-1921 H W 22-16

1-25-1921 A W 29-19

1-10-1922 H W 28-20

12-15-1922 H L 8-17

1-28-1924 A L 14-29

2-12-1924 H L 16-25

1-23-1925 H L 20-21

2-25-1925 A L 15-29

2-6-1926 H L 25-30

2-26-1926 A L 15-38

12-4-1963 H W 101-100

12-5-1964 H W 89-80

12-4-1965 H L 82-85

12-1-1966 H W 77-55

12-12-1967 A W 78-67

12-6-1988 H W 86-71

12-13-1969 A W 86-71

12-12-1970 H W 97-85

12-11-1971 H W 66-65

12-16-1972 A W 76-73

12-15-1973 H W 85-76

12-14-1974 H W 62-59

12-13-1975 A L 68-78

12-4-1976 H L 73-74

12-10-1977 H W 79-57

12-13-1978 A W 109-69

11-28-1980 H W 89-77

11-28-1981 H L 79-83

11-26-1982 H W 72-65

11-26-1983 H W 81-52

11-30-1984 H W 77-61

11-30-1985 H W 84-64

11-28-1998 H W 90-66

## Western Reserve.....8-1

(H - 5-1; A - 3-0)

1-30-1931 A W 25-24

1-8-1932 H W 17-15

1-12-1935 A W 34-33

2-9-1935 H W 36-17

1-14-1939 H W 36-21

1-10-1942 H W 51-22

1-17-1948 A W 65-57

1-14-1949 H W 44-43

1-28-1950 H L 54-57

## West Virginia.....2-1

(H - 2-1)

12-30-1935 H W 25-24

1-18-1941 H W 44-35

2-8-1941 H L 31-40

## West Va. Wesleyan.....2-1

(H - 2-1)

2-19-1914 H W 38-21

2-18-1915 H L 31-43

1-12-1917 H W 41-22

## Wichita State.....5-3

(H - 3-0; A - 0-3; N - 2-0)

12-19-1962 A L 69-80

12-10-1966 H W 103-68

12-23-1967 A L 80-90

12-8-1977 H W 84-57

12-14-1979 A L 54-55

3-20-1989 H W 79-67

12-10-2005 N W 83-64

11-30-2008 N W 65-57

## Winona.....3-0

(H - 1-0; A - 2-0)

1-18-1912 A W 37-21

2-10-1912 A W 67-4

1-11-1913 H W 75-14

## Wisconsin.....75-63

(H - 46-14; A - 24-45; N - 5-4)

12-10-1921 A L 13-27

12-30-1932 A L 16-26

2-5-1934 A W 23-22

12-31-1934 A L 21-23

2-6-1935 A L 21-26

2-6-1937 A L 17-22

2-5-1938 A L 27-30

2-4-1939 A L 37-39

2-3-1940 H W 48-41

2-23-1946 H W 59-48

3-1-1946 H W 56-52

1-20-1947 H L 48-58

2-9-1948 A L 39-51

2-6-1950 H L 47-66

1-8-1951 H L 52-53

2-24-1951 A L 29-35

1-21-1952 H W 50-39

2-16-1952 A W 57-55

2-23-1953 H W 53-45

3-9-1953 A L 51-58

1-18-1954 H L 53-57

3-1-1954 A L 56-79

1-8-1955 H W 94-77

2-5-1955 A W 73-70

2-27-1956 H W 89-82

2-25-1957 A W 78-62

1-20-1958 A L 52-66

2-22-1958 H W 93-59

2-2-1959 A W 88-57

3-2-1959 H W 93-73

1-2-1960 A W 91-79

1-7-1961 H L 71-74

1-8-1962 H L 78-83

2-10-1962 A L 72-77

1-12-1963 A W 75-68

3-2-1963 H L 89-92 ot

1-6-1964 H W 106-90

2-27-1965 A L 89-99

2-5-1966 H W 79-65

2-19-1966 A L 77-78

1-28-1967 H W 68-61

2-25-1967 A L 64-68

1-16-1968 A L 68-70

2-24-1968 H W 87-77

1-7-1969 H W 77-67

2-22-1969 A L 64-76

2-7-1970 A L 79-89

2-20-1971 H W 97-78

1-11-1972 H W 83-76

2-29-1972 A L 74-101

1-20-1973 A L 80-93

3-10-1973 H W 79-78 ot

3-2-1974 A L 80-87

1-25-1975 H W 105-87

2-22-1975 A L 96-103

1-3-1976 A L 63-70

3-6-1976 H L 82-86

1-6-1977 H W 84-61

1-29-1977 A L 83-87 3ot

1-7-1978 H W 74-63

3-2-1978 A W 89-75

1-4-1979 H W 84-55

3-3-1979 A L 81-83

1-17-1980 H W 62-61

2-14-1980 A L 66-80

1-22-1981 A L 62-63

2-19-1981 H W 74-65

1-23-1982 H W 68-58

2-20-1982+ A W 60-65 f

1-13-1983 H W 86-66

3-5-1983 A W 91-65

1-12-1984+ A W 74-81 f

3-3-1984 H W 78-59

1-31-1985 A W 77-68

3-2-1985 H W 82-63

1-30-1986 H W 83-81

3-2-1986 A W 84-71

1-22-1987 A W 81-78

2-21-1987 H L 63-65

1-7-1988 A L 72-78 2ot

1-12-1988 H L 69-71

2-2-1989 A L 64-69 ot

1-13-1989 H W 70-61

1-6-1990 A W 64-61

2-8-1990 H W 60-57

1-10-1991 H W 65-50

2-9-1991 A L 78-84 2ot

2-8-1992 A W 79-64

2-12-1992 H W 76-61

1-23-1993 H L 66-67

2-24-1993 A L 62-65

1-19-1994 H W 70-60

2-2-1994 A L 62-87

1-4-1995 A W 78-64

3-11-1995 H W 97-72

1-17-1996 A L 49-61

2-24-1996 H L 52-73

1-9-1997 A W 58-50

3-1-1997 H W 68-49

1-8-1998 H W 63-40

2-21-1998 A W 56-47

1-6-1999 A L 51-66

2-1-1999 H W 56-51

3-6-1999 N W 56-41

2-12-2000 A W 61-44

2-19-2000 H W 59-54

3-11-2000 N W 55-46

4-1-2000 N W 53-41

1-13-2001 H W 69-59 ot

2-27-2001 A W 51-47

1-12-2002 H L 63-64

2-11-2003 A L 53-64

1-10-2004 A L 64-77

3-2-2004 H L 64-68 ot

3-13-2004 N L 66-68

1-16-2005 A L 59-62

2-24-2005 H W 77-64

1-8-2006 A L 63-82

3-2-2006 H W 74-65

2-20-2007 H W 64-55

3-3-2007 A L 50-52

3-9-2007 N L 57-70

2-28-2008 A L 42-57

3-15-2008 N L 63-65

2-22-2009 H W 61-50

1-6-2010 H W 54-47

2-2-2010 A L 49-67



## ALL-TIME LETTERWINNERS

## SPARTANS

Players began wearing jersey numbers in 1932-33.

\$ Information unavailable; C - team captain;  
CoC - co-captain; TriC - tri-captain;  
QuaC - quad-captain  
Name; Yrs. Lettered; Pos; Ht.; Jersey No.;  
Hometown/High School

**A**  
**AcMoody, Sam**; 2000-01-02-03; Mgr; Tekonsha  
**Aerts, Jason J.**; 2006: F; 6-6; #10;  
Pentwater/Pentwater  
**Ager, Maurice D.**; 2003-04-05-06QuaC; G;  
6-4; #13; Detroit/Crockett  
**Aitch, Matthew A.**; '66-67; C; 6-7; #45;  
St. Louis, Mo./Maplewood Richmond Heights  
**Alexander, Aaron S.**; 2002: F; 6-5; #10;  
Richmond, Va./Henrico  
**Allen, X. Chris**; 2008-09-10; G; 6-3; #3;  
Lawrenceville, Ga./Meadowcreek  
**Anagonye, Aloysius**; 2000-01-02TriC-03CoC;  
F; 6-8; #25; Southfield/Detroit DePorres  
**Anderegg, Robert H.**; '57-58-59C; F; 6-3;  
#23; Monroe, Wis./Same  
**Anderson, Alan**; 2002-03-04TriC-05QuaC; F;  
6-6; #15; Minneapolis, Minn./DeLaSalle  
**Anderson, Valda**; '29; Mgr; SandCreek/Same  
**Andreas, Jason**; 2001-02-03-04TriC; C; 6-10;  
#44; SugarCreek, Ohio/Garaway  
**Appling, Keith**; 2011-12-13TriC-14; G; 6-1; #11;  
Detroit, Mich./Pershing  
**Archer, Lawrence C.**; '18; G; #5; Derby/\$  
**Armstrong, T. Robert**; '53-54-55; C; 6-8; #12;  
Holland/Same  
**Armstrong, Mark**; '97-98-99-00; Mgr;  
Grand Rapids  
**Aubuchon, I. Chester**; '39-40-42C; G; 5-9;  
#24; Gary, Ind./Horace Mann  
**Ayala, Reginald (Rickey) P.**; '52-53-54; G;  
5-6; #7; Brooklyn, N.Y./Tech

**B**  
**Babcock, John**; 2010-11; Mgr.; Plymouth, Minn.  
**Bailey, John A.**; '66-67-68; G; 6-0; #12;  
Streator, Ill./Same  
**Balbach, Edward**; '02-03-04C; G/C; \$; no #;  
Grand Rapids/\$  
**Ballinger, Adam**; 2000-01-02TriC-03CoC; C;  
6-9; #55; Bluffton, Ind./Same  
**Barnard, John A.**; '32; F/G; \$; no #; \$/\$  
**Barnes, Daron**; '86; Mgr; \$/\$  
**Barnett, William**; '10; \$; \$; no #; Pittsburgh, Pa./\$  
**Barr, John H.**; '21; F; \$; no #; Flint/\$  
**Basich, Peter S.**; '40-41; G; \$; #4; Columbus, Ohio/\$  
**Bates, Steven A.**; '80-81-82; C; 6-10; #52;  
Fort Wayne, Ind./Wayne  
**Bauman, Paul L.**; '45; G/F; 5-10; #8;  
Battle Creek/St. Phillip  
**Baylor, Arthur E.**; '66-67; F; 6-6; #41;  
Washington, D.C./Mackin  
**Beathae, Daimon**; '93-94-95-96; F; 6-7; #23;  
Elkhart, Ind./Memorial  
**Belknap, Leon V.**; '09; \$; \$; no #; Whittemore/\$  
**Bell, Charlie**; '98-99-00-01; G; 6-3; #14;  
Flint/Southwestern Academy  
**Bencie, Charles J.**; '56-57-58; F/C; 6-6; #31;  
Gary, Ind./Froebel  
**Benington, John J. Jr.**; '72; G; 6-1; #15;  
East Lansing/Lansing Gabriels  
**Benjamin, Sylvester (Rudy)**; 69-70-71; G; 6-3;  
#21; Dayton, Ohio/Roosevelt  
**Bennett, Byron D.**; '32; Mgr; \$/\$  
**Bernecker, Scott**; '90-91-92-93; Mgr;  
East Grand Rapids/Same

**Berry, William E.**; '62-63-64; F; 6-2; #12;  
Winnemucca, Nev./Humboldt County  
**Besko, Scott**; 2012-13-14-15; Mgr.; Saint Johns  
**Bess, Javon**; 2015; F; 6-5; #2;  
Columbus, Ohio/Gahanna Lincoln  
**Beyer, G. Joseph**; '45; G; 5-10; #3;  
Grosse Pointe/Same  
**Bibbens, Cleveland W.**; '82; F; 6-6; #55;  
Pittsburgh, Pa./Brashear  
**Bilkey, Robert**; '24; C; \$; no #; Ishpeming/Same  
**Binge, Ronald E.**; '70; F; 6-5; #44;  
East Detroit/Same  
**Bishop, Randy J.**; '79-80; Mgr.; Grandville/  
Wyoming Lee  
**Blanchard, Charles M.**; '01C-02; \$; \$; no #;  
Chesaning/Same  
**Bluem, Mark**; '92-93; F; 6-6; #20; Caro/Same  
**Boeskool, Randall D.**; '31-32; C; \$; no #;  
Grand Rapids/\$  
**Bograkos, Timothy G.**; '69-70; G; 6-1; #12;  
Flint/Central  
**Bograkos, Timothy E.**; 2002-03-04-05QuaC; G;  
6-2; #30; Flint/Central  
**Bohnhoff, Trevor**; 2014-15; F; 6-7; #13;  
Saginaw/Nouvel  
**Borovich, Jon**; 2002-03; Mgr.; Bloomfield Hills  
**Bostic, Herbert H.**; '80-81-82; F/G; 6-4; #44;  
Detroit/Royal Oak Shrine  
**Bouma, Robert D.**; '68; Mgr; Grand Rapids/\$  
**Bower, William R.**; '50-51-52; F; 5-11; #4;  
 Ft. Wayne, Ind./South  
**Brannum, Robert W.**; '48C; C; 6-5; #7;  
Winfield, Kan./Same  
**Braun, Norwin W.**; '49; Mgr; Ann Arbor/\$  
**Breslin, Brian S.**; '71-72-74; F; 6-5; #42;  
East Lansing/Same  
**Brigham, G. Horbert**; '18; F; 6-5; #13;  
Springfield, Pa./\$  
**Brkovich, Donald**; '79; F; 6-6; #21;  
Windsor, Ont./Lowe  
**Brkovich, Mike**; '78-79-80-81CoC; G/F; 6-4;  
#12; Windsor, Ont./Lowe  
**Brookens, Harold A.**; '61; G; 6-0; #14;  
Tulsa, Okla./Washington  
**Brooks, Quinton**; '93-94-95-96CoC; F; 6-7;  
#40; Akron, Ohio/Firestone  
**Brown, Alfred**; '77-78; F; 6-6; #25;  
Detroit/Haynesville (La.)  
**Brown, Arthur**; '22; G; \$; no #; Hastings/Same  
**Brown, Luke**; 98-99-00-01; Mgr.; Iron Mountain  
**Brown, Mark**; '86; G; 6-0; #24; Hastings/Same  
**Brown, Shannon**; 2004-05-06QuaC; G; 6-3;  
#3; Maywood, Ill./Proviso East  
**Burchill, Kenneth**; '51; Mgr.; Sault Ste. Marie  
**Burgess, Jeffrey**; 2002-03-04-05; Mgr.; Fenton  
**Burk, William**; '41-42; G; \$; #7; Whiting, Ind./\$  
**Busch, Fred W.**; '10-11C; F; \$; no #; Detroit/\$  
**Buyse, Maurice J.**; '34-36; C; \$; #8; \$/\$  
**Byrd, Russell**; 2012-13TriC-14; G; 6-7; #0;  
Fort Wayne, Ind./Blackhawk Christian

**C**  
**Callahan, Leo A.**; '37-38-39C; G; #5;  
Schenectady, N.Y./Same  
**Campbell, Arthur L.**; '09-10; Mgr.;  
Cheat Haven, Pa./Same  
**Carey, Robert W.**; '50-51-52; C; 6-5; #8;  
Charlevoix/Same  
**Carey, William R.**; '51-52; F; 6-1; #13;  
Charlevoix/Same  
**Carlson, Leif F.**; '51-52; F; 6-2; #17;  
East Lansing/Weehawken (NJ)  
**Carlson, Sherman F.**; '27; Mgr; Howell/\$  
**Carpenter, William E.**; '37-38; G; \$; \$/\$  
**Carr, Vernon**; '86-87; G/F; 6-6; #23; Detroit/Cody

**Carrington, Matthew**; '83; G; 6-1; #14;  
Flint/Central  
**Carruthers, Robert H.**; '31; Mgr.; \$/\$  
**Carter, Rick**; 2004-05-06; Mgr.; Grand Blanc  
**Casler, Jeff**; '89-90-91; G; 6-0; #22; St. Johns/Same  
**Cawood, John F.**; '43-47; F; 6-3; #16/21;  
Lansing/Eastern  
**Cawood, William E.**; '80-81-82-83CoC; G/F;  
6-7; #22; East Lansing/Same  
**Chamberlain, Ralph G.**; '10-11-12C-13; C; \$;  
no #; Grand Rapids/\$  
**Chandler, Stanley L.**; '62; C; 6-5; #31;  
Louisville, Ky./Central  
**Chandnois, Lynn**; '47; F; 6-2; #5; Flint/Central  
**Chapman, Dan**; 2012-13-14; G; 6-3; #14/40;  
Okemos/Okemos  
**Chapman, Robert**; '75-76-77C-78CoC; G; 6-2;  
#44; Saginaw/Same  
**Chappell, Mike**; 2000-01; G/F; 6-9;  
Southfield/Lathrup  
**Charles, Ron A.**; '77-78-79-80CoC; F; 6-8;  
#15; U.S. Virgin Islands/CoC  
**Cherry, Steve**; '98-99-00; F; 6-6; #20;  
Coldwater/Same  
**Christiansen, Paul**; '70; Mgr.; Greenville  
**Clark, Adam**; 2011-12-13; Mgr.; Jerome  
**Clark Jr., Marvin**; 2015; F; 6-6; #0;  
Kansas City, Mo./Sunrise Christian Academy  
**Cleaves, Mateen**; '97-98CoC-99QuaC-00TriC-  
C; 6-2; #12; Flint/Northern  
**Cleveland, Andy**; '95-96-97-98; Mgr.; Grand Rapids  
**Cohrs, William R.**; '70-71-72; C; 6-6; #45;  
Vicksburg/Same  
**Cole, Clarence L.**; '26; G; \$; no #; Lowell/Same  
**Colvin, Carleton J.**; '27-28; G; \$; No #;  
East Lansing/\$  
**Cooper, James A.**; '02C; \$; \$; no #; Owosso/\$  
**Copeland, Bernard Y.**; '68-69; F; 6-6; #45;  
Inkster/Hillcrest (Brundidge, Ala.)  
**Corbitt, Donald R.**; '54; G; 5-10; #9;  
 Ft. Wayne, Ind./Elmhurst  
**Costello, Matt**; 2013-14-15; F; 6-9; #10;  
Bay City/Bay City Western  
**Coutre, James W.**; '77-78; C; 6-9; #45;  
LaGrange, Ill./Benet Academy  
**Crandell, Jonathan**; 2001-02-03; F; 6-8; #25;  
Rochester/Rochester Adams  
**Crary, Edward (Ted)**; '65-66-67; F; 6-5; #13;  
Springfield, Pa./\$  
**Curry, X. Deon**; 2007; G; 6-1; #13;  
Oakland Township/Detroit Country Day  
**Curtis, Jamie**; 2009-10-11; Mgr.; Swartz Creek  
**Curtis, William A.**; '64-65-66C; F; 6-4; #25;  
Grand Rapids/South

**D**  
**Dahlman, Isaiah J.**; 2007-08-09-10QuaC; G;  
6-6; #22; Braham, Minn./Braham Area  
**Dalrymple, Max E.**; '39-39-40C; G; \$; #15;  
Port Huron/\$  
**Dargush, Bennie J.**; '37-38; C; \$; #19;  
Amsterdam, N.Y./\$  
**Darnton, Brandon**; 2007; G; 5-10; #1;  
Harbor Springs/Same  
**Davis, Charles E.**; '39; Mgr; Rockford/\$  
**Davis, Doug**; '98-99; G; 6-3; #30;  
Columbus, Ohio/Westland  
**Davis, Paul R.**; 2003-04-05-06QuaC;  
C; 6-11; #40; Rochester/Rochester  
**Davis, Peter A.**; '73-74-75; G; 6-1; #32;  
Brooklyn, N.Y./Boys  
**Dawson, Brandon**; 2012-13-14-15TriC; G;  
6-6; #22; Gary, Ind./Lew Wallace  
**Dawson, Hugh A.**; '47-48-49; G; 6-0; #5;  
Hammond, Ind./Same





## ALL-TIME LETTERWINNERS

**Dean, Paul**; '69-70-71; G; 6-1; #23; Alma/Same  
**Deater, Scott**; 2013-14-15; Mgr.; West Olive  
**Dekker, James H.**; '33-34; C; #21; S/S  
**DenHerder, Fred**; '28-29-30; F/C; #; no #; S/S  
**Densley, Theodore B.**; '69; Mgr.; Detroit/S  
**Devenny, Robert H.**; '53-54-55; G; 5-11;  
 #3/10; Philadelphia, Pa./North Catholic  
**Dickeson, Verne C.**; '27-28C-29; F; #; no #; S/S  
**Dickson, Samuel M.**; '06-07-08; S; #; no #; Lansing/S  
**Diehl, Roy H.**; '42-43; F; 5-9; #8; Sturgis/Same  
**Divjak, Ronald**; '62-63; F/C; 6-5; #22;  
 East Chicago, Ind./Washington  
**Dodge, Glenn W.**; '05; G; #; no #; Almont/S  
**Doerr, Maxwell**; '20; Mgr.; S/S  
**Donnelly, Terry R.**; '77-78-79-80CoC; G; 6-2;  
 #11; St. Louis, Mo./Parkway North  
**Douglas, Thomas H.**; '63-64; G; 5-11; #20;  
 Barrington, Ill./Same  
**Drew, Kenneth L.**; '26-27C; G; #; no #; Tipton/S  
**Dryden, Marion**; '98-99; Mgr.; Detroit  
**Ducre, DeMarcus D.**; 2007; G; 5-10; #15;  
 Saginaw/Same  
**Dudley, James D.**; '75; F; 6-5; #42;  
 South Milwaukee, Wis./Racine Prairie  
**Duffield, Arnold**; '32; F/G; #; no #; Lansing/S  
**Durco, Brenden**; 2012-13; Mgr.; Pinckney  
**Duthie, Herbert L.**; '10-11; G; #; no #; Grand Rapids/S  
**Dwyer, Sean P.**; 2006-07-08-09; Mgr.; Saginaw  
**Dykema, Jon**; 2000-01-02-03; Mgr.; Freeland

## E

**Edwards, Heywood M.**; '67-68; F/C; 6-6; #33;  
 Brooklyn, N.Y./Boys  
**Eckstrom, William, R.**; '51-52; F; 6-3; #12;  
 Grant/Same  
**Edwards, Derrick L.**; 2004; Mgr.; Chicago, Ill.  
**Eldred, Robert R.**; '27; F; #; no #; Eaton Rapids/Same  
**Ellis III, Alvin**; 2014-15; G; 6-4; #3;  
 Matteson, Ill./Chicago De La Salle  
**Emery, Brian**; '87-88; Mgr.; Perry/Same  
**Eva, Wesley L.**; '23-24; C; #; no #; Vulcan/S  
**Evans, Monte**; '97; G; #22; Detroit/Cass Tech

## F

**Fagan, Terrance S.**; '72; G; 5-11; #21;  
 Flint/St. Michaels  
**Fahs, David L.**; '59-60-61C; G; 5-9; #12;  
 Monroe, Wis./Same  
**Falkowski, George**; '38-39; F; #22; Flint/S  
**Fanning, Lawrence**; '60; G; 6-0; #10;  
 Gas City, Ind./Mississinewa  
**Feick, Jamie**; '93-94-95-96 CoC; F; 6-8; #30;  
 Lexington, Ohio/Same  
**Feldreich, Sten**; '78; C; 7-0; #43;  
 Bromma, Sweden/Same  
**Felt, Carl**; '27-28-29C; C; #; no #; Muskegon/S  
**Ferguson, Brett A.**; 2008-09-10-11; Mgr.;  
 Wheaton, Ill.  
**Ferguson, Christian S.**; '61; G; 5-10; #10;  
 Lansing/Sexton  
**Ferguson, George H.**; '56-57C; F; 6-3; #30;  
 Providence, R.I./North Providence  
**Ferrari, Albert R.**; '53-54-55C; F; 6-3; #22;  
 New York/Brooklyn Tech  
**Ferrell, Fred I.**; '75-76; Mgr.; Detroit/S  
**Fessenden, Clarence W.**; '21-22-23C; G;  
 #; no #; Newaygo/S  
**Finn, John**; '50; C; 6-4; #15; Escanaba/Same  
**Finamore, Steve**; 2000; Mgr.; Brooklyn, N.Y.  
**Flowers, Donald**; '78; G; 6-2; #21; Detroit/Hamtramck  
**Flores, David**; 2001-02-03-04; Mgr.;  
 Los Angeles, Calif.  
**Forbes, Bryn**; 2015; G; 6-3; #5;  
 Lansing/Sexton

**Ford, Patrick**; '83-84; G/F; 6-5; #44;  
 Detroit/Cass Tech  
**Fordham, Barry**; '84-85-86-87CoC; C; 6-8;  
 #40; Buffalo, N.Y./Sweet Home  
**Fortino, M. Samuel**; '45-46; F; 6-2; #6; Alma/Same  
**Fossom, Robert**; '81; G; 5-9; #15; Okemos/Same  
**Foster, Walter J.**; '19-20-21C-22; C; #; no #;  
 East Lansing/S  
**Frankel, Charles M.**; '45; C; 6-3; #4; Detroit/Northern  
**Franklin, Michael**; '92-93-94-95; Mgr.;  
 Grand Rapids  
**Fredericks, Charles C.**; '25-26; G/C; #; no #;  
 Saginaw/S  
**Frimodig, Lyman L.**; '14-15-16C-17; C/G; #;  
 no #; Calumet/S  
**Frizzo, Leo V.**; '35; C; #9; S/S  
**Furlow, Terry L.**; '73-74-75-76C; F; 6-5; #25;  
 Flint/Northern  
**Furseth, Erik O.**; '51-52-53C; F; 6-3; #5;  
 Cleveland Heights, Ohio/Same

## G

**Gale, Robert S.**; '68-69-70; F; 6-5; #25;  
 Trout Creek/Same  
**Ganakas, Gary E.**; '71-72-73; G; 5-5; #11;  
 East Lansing/Same  
**Garavaglia, Jon**; '94-95-96-97; F; 6-9; #21;  
 Allen Park/Aquinas  
**Garlock, Ronald**; '35-36-37; G/F; #16; S/S  
**Garrett, George A.**; '18-19-20C; G; #; no #;  
 Elmhurst, N.Y./S  
**Gauna, Alex**; '12-13-14; F; 6-9; #2;  
 Eaton Rapids/Eaton Rapids  
**Gauthier, George E.**; '11-12-13-14C; F; #;  
 no #; Detroit/S  
**Geahan, Robert R.**; '47-48-49C; F; 6-1; #3;  
 Lansing/Sexton  
**Geistler, Gerald L.**; '66-67-68; C; 6-9; #42;  
 Detroit/Redford  
**Gent, George E. (Pete)**; '62-63-64; C/F; 6-5;  
 #30; Bangor/Same  
**Gerard, Joseph E.**; '40-41-42; F; #16;  
 North Webster, Ind./S  
**Gibbons, James M.**; '68-69-70CoC; C; 6-7;  
 #41; Blissfield/Same  
**Gibson, Michael**; 2006; Mgr.; Cumberland, R.I.  
**Gilkey, Edward A.**; '20-21-22; F; #; no #; Lansing/S  
**Gilkie, Gerald**; '79; F; 6-5; #43; Detroit/Kettering  
**Gill, William W.**; '04; C; #; no #; S/S  
**Girton, Derek**; 2005-06-07; Mgr.; Sturgis  
**Glover, William J.**; '73-74-75; G; 6-2; #12;  
 Pontiac/Central  
**Gleason, Bobby**; 2001; Mgr.; Davison  
**Goffrey, Walter G.**; '55-56C; G; 6-1; #23;  
 Detroit/Cass Tech  
**Golis, William**; '60; G; 6-0; #25;  
 Bolivar, Pa./Laurel Valley  
**Gonzalez, Robert**; '79-80; F; 6-7; #35;  
 Detroit/Catholic Central  
**Gonzenbach, Sam**; '56-58; C; 6-8; #32/35;  
 Milbank, S.D./Same  
**Gore, Timothy**; '81-82-83-84; G; 6-4; #10;  
 Erie, Pa./Cathedral Prep  
**Gorman, John E.**; '66; G; 5-11; #11;  
 Chicago, Ill./Fenwick  
**Goss, Robert W.**; '11-12-13-14; G; #; no #;  
 Fall River, Mass./S  
**Govens, Arthur L.**; '59; F; 6-2; #35; Lansing/Sexton  
**Graham, Ralph C.**; '05-06; Mgr.; Owosso/S  
**Grams, Milton H.**; '28; Mgr.; S/S  
**Granack, John M.**; '46-49; F; 5-11; #7;  
 Hammond, Ind./Same  
**Granger, A.J.**; '97-98-99-00Tri-C; F; 6-9; #43;  
 Findlay, Ohio/Liberty-Benton

**Gray, Jacob**; 2000; Mgr.; Plymouth  
**Gray, Marquise**; 2006-07-08-09; F; 6-8; #41;  
 Flint/Beecher  
**Green, Harry A.**; '43; Mgr.; Detroit/S  
**Green, Raymond**; 2009-10QuaC-11CoC-  
 12CoC; F; 6-6; #23; Saginaw/Saginaw  
**Green, Johnny M.**; '57-58-59C; G; 6-5;  
 #24 (ret.); Dayton, Ohio/Dunbar  
**Griffin, Joseph P.**; 2007-08; Mgr.; Romeo  
**Grove, Donald B.**; '28-29-30; F; #; no #; S/S  
**Grove, Roger R.**; '29-30-31CoC; G/F; #; no #;  
 Sturgis/S  
**Guess, Lorenzo**; '98; G; 6-3; #5; Wayne/Memorial  
**Gutkowski, Ronald J.**; '70-71-72CoC; F; 6-6;  
 #24; Detroit/Catholic Central

## H

**Hackett, Paul**; '25-26C; F; #; no #; Saginaw/S  
**Hattencamp, Joseph P.**; '02-03-04; F; #; no #;  
 Grand Rapids/S  
**Haga, Arthur J.**; '29-30-31CoC; G; #; no #;  
 Muskegon/S  
**Hairston, Lindsay**; '73-74-75C; C; 6-7; #45;  
 Detroit/Kettering  
**Haley, Ron**; '91-92; F; 6-6; #45; Saginaw/Nouvel  
**Hall, C.C.**; '26; Mgr.; S/S  
**Hall, Jesse**; '88-89-90; G; 6-3; #23; Venice, Ill./Same  
**Hall, Richard D.**; '61; F/C; 6-4; #32;  
 Manitowac, Wis./Lincoln  
**Hamilton, Geoffrey**; '61-62-63; Mgr.; Three Rivers  
**Hammes, John H.**; '18-20; G; #; no #; Newberry/S  
**Hamo, Anthony G.**; 2005-06; G; 6-2; #22;  
 Flint/Powers Catholic  
**Hannish, Claude C.**; '06-07-08-09-10C-11; G;  
 #; no #; Grand Rapids/S  
**Hannon, Jacob**; 2007; F; 6-5; #43; Cody, Wyo./Cody  
**Harris, Gary**; 2013-14; G; 6-4; #14;  
 Fishers, Ind./Hamilton Southeastern  
**Harris, James**; '55; F; 6-3; #25; Fort Wayne, Ind./  
 Harlan  
**Hart, David**; '93-94-95-96; G; 6-4; #4;  
 Battle Creek/Central  
**Hartman L. Deneal**; '52-53-54; F; 6-4; #13/19;  
 Fort Wayne, Ind./South  
**Harvey, Andrew J.**; 2005; F; 6-5; #43;  
 Escanaba/Same  
**Hashu, Nickolas**; '42-43-45C; G; 6-0; #9;  
 Hammond, Ind./Same  
**Haun, Harold E.**; '30; C; #; no #; S/S  
**Headen, John W.**; '68; Mgr.; Detroit/S  
**Heasley, Lloyd E.**; '20-21-22C; F; #; no #; Zeeland/S  
**Hedden, Larry D.**; '56-57-58; F; 6-5; #33;  
 Gas City, Ind./Mississinewa  
**Hendon, Nicholas W.**; 2006-07-08-09; Mgr.;  
 Newaygo  
**Henk, Andrew**; 2013-14; Mgr.; Utica  
**Henry, Charles A.**; '38-39; G; #16;  
 Huntington, Ind./S  
**Herrick, Robert C.**; '33-34-35C; F/G; #4; S/S  
**Herzog, Tom**; 2008-09-10; C; 7-0; #40; Flint/Powers  
**Hess, Leon**; '48; G; 6-3; #16; Auburn, Ind./Same  
**Hetzel, Stephen P.**; 2004-05; Mgr.; Allen Park  
**Hickman, Parish**; '89-90-91; F; 6-7; #42;  
 Detroit/Bishop Borgess  
**Higbie, Charles C.**; '18-20-21; C/F; #; no #;  
 Napoleon/S  
**Hill, Christopher**; 2002-03-04-05QuaC; G; 6-3;  
 #5; Indianapolis, Ind./Lawrence North  
**Hindman, O. Max**; '39-40-41; C/F; #8; Gary, Ind./S  
**Hinkin, Paul E.**; '54; F; 6-4; #13;  
 Saginaw/Arthur Hill  
**Hoff, Guy F.**; '11; F; #; no #; Buffalo, N.Y./S  
**Hoffman, Leo S.**; '50; Mgr.; East Lansing/S  
**Hofkamp, Matt**; '91; C; 6-10; #44; Ionia/Same  
**Horkamp, Jake E.**; 2006; Mgr.; Iron Mountain



## ALL-TIME LETTERWINNERS

## SPARTANS

**Holcomb, Monte S.**; '31; F; \$; no #; \$/S  
**Hollis, Mark**; '82-83-84-85; Mgr.; Port Huron/S  
**Holmberg, Nicholas**; 2005-06-07-08; Mgr.;  
 Grand Ledger  
**Holms, D. John**; '67-68-69; F; 6-4; #24;  
 Lansing/Sexton  
**Holmes, Jalen**; 2015; Mgr.; St. Joseph  
**Holmes, Richard**; '64-65-66; F; 6-4; #33;  
 Willard, Ohio/Same  
**Hood, Charles**; '15-16; F; \$; no #; Buffalo, N.Y./S  
**Hood, Oliver Z.**; '26-27; F; \$; no #; Ionia/S  
**Huck, Christopher D.**; '72-73; Mgr.; Monroe/S  
**Huffman, Jaimie**; '79; G; 6-3; #24; Lansing/Everett  
**Hultman, Vivian**; '23; G; \$; no #; Grand Rapids/S  
**Hurley, T.J.**; 2010-11-12-13; Mgr.; Redford  
**Hutson, Andre**; '98-99-00-01; F; 6-8; #34;  
 Trotwood, Ohio/Trotwood-Madison  
**Hutt, Martin C.**; '38-39-40C; F/C; \$; #10;  
 Schenectady, N.Y./S

**Ianni, Anthony**; 2012; C; 6-9; #44;  
 East Lansing, Mich./Okemos  
**Ibok, Idongesit W.**; 2006-07-08-09; C; 6-11;  
 #00; Lagos, Nigeria/Montverde Acad. (Fla.)  
**Imminck, Greg**; 2013; Mgr.; Hudsonville  
**Ischia, Mat**; 2000-01-02; G; 5-10; #15;  
 Birmingham/Seaholm  
**Izzo, Mario F.**; '86-87-88; C; 6-11; #55;  
 Park Ridge, N.J./St. Joseph Regional  
**Izzo, Paul**; 2005-06-07-08; Mgr.; Iron Mountain

**James, Kurt M.**; '80-82CoC; F; 6-7; #30;  
 Pontiac/Northern  
**Jennings, Brandon P.**; 2003-04-05-06; Mgr.; Detroit  
**Johnson, Darryl D.**; '84-85-86-87CoC; G; 6-2;  
 #13; Flint/Central  
**Johnson, Derek**; '92; Mgr.; S  
**Johnson, Earvin**; '78-79CoC; G/F; 6-8;  
 #33 (ret.); Lansing/Everett  
**Johnson, George**; '83-84-85-86-87; Mgr.; Saginaw/S  
**Johnson, Ken F.**; '84-85; F; 6-8; #00;  
 La Jolla, Calif./LaJolla  
**Johnson, Louis, Jr.**; '92-93-94-95; Mgr.;  
 Muskegon Heights  
**Johnson, Rashi J.**; 2003-04; G; 6-2; #11;  
 Chicago, Ill./King  
**Johnson, Robert B.**; '53; F; 6-1; #6;  
 Muskegon Heights/Same  
**Johnson, Roscoe**; 2014-15; Mgr;  
 Wiesbaden, Germany  
**Johnson, Vernon L.**; '67-68; G; 5-11;  
 #23; Saginaw/Same  
**Johnston, Rae J.**; '50; Mgr.; River Rouge/S  
**Jones, Dudley P.**; '41-42-46; G/F; 6-1; #5;  
 Hammond, Ind./Whiting  
**Jordan, Richard D.**; '67; G; 5-7; #14; Fennville/Same  
**Joseph, Maurice M.**; 2006-07; G; 6-4; #23;  
 Montreal, Quebec/Champlain-St. Lambert  
**Joyce, Donn**; '49; G; 6-0; #19; Greenfield, Ind./Same

**Kacmarcik, Drew**; 2015; Mgr.; Mequon, Wis.  
**Kaminski, Kenny**; 2014; F; 6-8; #30;  
 Medina, Ohio/Medina  
**Kathrein, John A.**; '52; Mgr.; Chicago, Ill./S  
**Kaye, Richard P.**; '79-80-81; F; 6-6; #42;  
 Livonia/Detroit Catholic Central  
**Kearney, Brandon**; 2012; G; 6-3; #3;  
 Detroit, Mich./Southeastern  
**Keast, Roger**; '32; F/G; \$; no #; \$/S

**Keblor, Michael H.**; 2008-09-10-11; G; 6-3;  
 #20; Okemos/Same  
**Keeler, David J.**; '67; F; 6-6; #44; Moline, Ill./S  
**Keir, Gerald J.**; '64; Mgr.; Snyder, N.Y./S  
**Keller, Brennan**; 2007-08; Mgr.; Glenview, Ill.  
**Kelley, Thomas**; '95-96-97-99QuaC; G; 6-2;  
 #3; Grand Rapids/Union  
**Kelser, Gregory**; '76-77-78CoC-79CoC; F; 6-7;  
 #32 (ret.); Detroit/Henry Ford  
**Kemp, John**; '66; Mgr.; Rochester/S  
**Kemp, Edward K.**; '35; Mgr.; \$/S  
**Kern, Sidney A.**; '45; Mgr.; Detroit/S  
**Kidman, James**; '24; G; \$; no #; Clyde, Ohio/S  
**Kilbride, Duane R.**; '61; F/G; 6-2; #21;  
 Kankakee, Ill./St. Patrick Central  
**Kilgore, William**; '71-72-73C; C; 6-7; #22;  
 River Rouge/Same  
**Kircher, Altan**; '32-33C; \$; no #; Gladstone/S  
**Kirkpatrick, Steven**; '70; G; 6-2; #32;  
 Lafayette, Ind./Jefferson  
**Kitto, Clyde A.**; '24; C; \$; no #; Gladstone/S  
**Klein, Jason**; '96-97-98-99QuaC; G; 6-7;  
 #11/44; Grosse Ile/Same  
**Kohut, Andrew H.**; 2004-05; Mgr.; Griffith, Ind.  
**Kowalk, Clayton J.**; '43; G/F; 5-11; #25;  
 Eaton Rapids/Same  
**Kraft, Howard**; '36-37-38C; F/G; \$; #18; Niles/S  
**Krakora, Joseph G.**; '45; G; 6-1; #12;  
 Berwyn, Ill./Morton  
**Krall, William R.**; '45-46; C; 6-8; #22;  
 Detroit/Redford  
**Krehl, Edward C.**; '05-06C-07C-08; \$; \$; no #;  
 Buffalo, N.Y./S  
**Kruse, Alexander**; 2010-11-12-13; Mgr.;  
 Grand Blanc, Mich.  
**Kruse, Christopher**; 2010-11-12-13; Mgr.;  
 Grand Blanc, Mich.  
**Kucab, Jeff**; '96-97-98-99; Mgr.; Grosse Ile  
**Kupper, James N.**; '64-65-66; G; 6-0; #23;  
 Louisville, Ky./St. Xavier  
**Kurtz, Lawrence**; '18-19C-20; G; \$; no #; Flint/S

**Lafayette, Lee**; '67-68-69C; F/C; 6-6; #35;  
 Grand Rapids/South  
**Lalley, Patrick**; '98-99-00-01; Mgr.; Holland  
**Lamers, John (Jack)**; '61-62-63C; G/F; 6-2;  
 #15; Kimberly, Wis./Same  
**Laporte, Geoff**; 2010-11-12-13; Mgr.,  
 Beverly Hills, Mich.  
**Larson, Edward L.**; '34; Mgr.; Montague/S  
**Levin, Harvey A.**; '65; Mgr.; Kankakee, Ill./S  
**Lewis, Tyrone**; '72; F/G; #34; Ferndale/Same  
**Lick, Thomas W.**; '67-68-69; C; 6-10; #34;  
 Gaylord/Same  
**Lieberman, Albert G.**; '49; Mgr.; Owosso/S  
**Lieberman, James K.**; '72; Mgr.; Owosso/Same  
**Linhart, Ryan C.**; 2007-08-09; Mgr.; Brighton  
**Lynd, Gregory L.**; '79; 6-1; G; #10; Lansing/Eastern  
**Longaker, Michael**; '78-79-80; G; 6-1; #23;  
 Warren/Same  
**Lorbeck, Erazem**; 2003; F; 6-10; #41;  
 Ljubljana, Slovenia  
**Lucas, Kalin**; 2008-09CoC-10QuaC-11CoC; G;  
 6-0; #1; Sterling Heights/  
 Orchard Lake St. Mary's  
**Lucious, Korie**; 2009-10-11; G; 5-11; #34;  
 Milwaukee, Wis./Pius XI  
**Lumsden, David H.**; '47; C; 6-5; #5;  
 Lexington, N.C./Same  
**Lux, Harry**; '56-57; G; 5-10; #11; Chicago, Ill./  
 Leo

## M

**MacDaugal, Everett R.**; '40; Mgr.; Detroit/S  
**MacDonald, Timothy**; '85-86-87-88-89; Mgr.;  
 Scio, N.Y.  
**MacMasters, Hugh D.**; '52; C; 6-6; #15;  
 Hazel Park/Same  
**Mahaney, Robert C.**; '51; Mgr.; Owosso/S  
**Maisner, Michael**; '80-81-82; Mgr.; Marshall/S  
**Manns, Kirk**; '87-88-89-90; G; 6-1; #10;  
 North Judson, Ind./Same  
**Martin, John E.**; '33; Mgr.; \$/S  
**Marx, Harry B.**; '25; G; \$; no #; Monroe/S  
**Mason, Ellwood W.**; '25; C; \$; no #; Burton/S  
**Mathieson, Roderick**; '12; F; \$; no #; Detroit/S  
**Matson, Edward I.**; '21-22; G; \$; no #; Dollar Bay/S  
**Mattera, James**; 2002; Mgr.; Frankfort, Ill.  
**Matthews, Wallace B.**; '25; Mgr.; \$/S  
**May, Floyd E.**; '43; F; 6-0; #11;  
 Schenectady, N.Y./Mt. Pleasant  
**May, Ian**; 2014-15; Mgr.; Rockford  
**Mazza, Matthew A.**; '46-47; C; 6-2; #29;  
 Niagara Falls, N.Y./Trott  
**McAuliffe, Thomas W.**; '51; G; 6-0; #7;  
 Chicago, Ill./Leo  
**McCall, Matt**; 2015; Mgr.; Grand Rapids  
**McCall, Tom**; '84-85-86-87; Mgr.; Detroit/S  
**McCaslin, Garold**; '31-32-33C; C/F; \$; #16; \$/S  
**McClelland, Albert L.**; '15-16-17C; G; \$; no #;  
 Holland/S  
**McCoy, Julius**; '54-55-56; F; 6-2; #18/15;  
 Farrell, Pa./Same  
**McGill, Thomas**; '73-74-75; F; 6-4; #41;  
 Flint/Northern  
**McGillicuddy, Robert**; '28; G; \$; no #; Lansing/S  
**McGlothlan, Marqus L.**; 2009-10; Mgr.;  
 Milwaukee  
**McKerma, Parnell G.**; '06-07-08-09C-10; \$;  
 \$; no #; \$/S  
**McMillan, Roy A.**; '23-25; F; \$; no #; \$/S  
**McNally, Ben**; 2011-12-13-14; Mgr.; Almont  
**Means, Clarence T. (Sonny)**; '50-51-52C; G;  
 5-11; #3; Saginaw/Same  
**Medley, Kyle**; 2004-05-07; Mgr.; Maineville, Ohio  
**Mekules, Francis A.**; '41; C; \$; #22; Detroit/S  
**Merz, Elmer H.**; '08-09; \$; \$; no #; Detroit/S  
**Miller, Wilson F.**; '03-04; Mgr.; Ray Center/S  
**Miller, Anthony**; '92-93-94; F; 6-9; #34;  
 Benton Harbor/Same  
**Miller, Carl F.**; '16; G; \$; no #; Saginaw/S  
**Miller, Costa N.**; '61; Mgr.; \$/S  
**Miller, Hiram H.**; '13-14; F; \$; no #;  
 Tonawanda, N.Y./S  
**Miller, Ken**; '98; C; 6-10; #54;  
 St. Clair Shores/Lakeshore  
**Miller, Oscar**; '14-15C; G; \$; no #; Saginaw/S  
**Miller, Patrick F.**; '70-71-72CoC; F/G; 6-2;  
 #35; Menominee/Same  
**Miller, Robert E.**; '65-66; F; 6-5; #35;  
 Fort Wayne, Ind./Elmhurst  
**Miller, W. Blake**; '13-15; F; \$; no #;  
 Tonawanda, N.Y./S  
**Mills, Herbert**; '07-08-09; \$; \$; no #; Adrian/S  
**Milton, Cedric L.**; '73-74-75-76; C; 6-9;  
 #24; Denver, Colo./Manual  
**Montgomery, Kirk**; '89-90-91-92 CoC; G;  
 6-2; #11; Inkster/Southgate Aquinas  
**Moore, John L.**; '50; C; 6-7; #15; Ionia/Same  
**Morgan, J. Raymar**; 2007-08-09-10QuaC;  
 F; 6-7; #2; Canton, Ohio/McKinley  
**Morris, Robert**; '39-40-41; F; #12; Grand Rapids/S  
**Morrison, Randy**; '81; G; 6-2; #23; Olivet/Same  
**Mudd, Richard D.**; '82-83-84-85CoC; C; 6-9;  
 #24; Washington, DC/McKinley Tech



## ALL-TIME LETTERWINNERS

**Mull, Anthony**; '96-97; G; #10; 6-4; Flint/Southwestern  
**Mueller, David P.**; '86-88-89-90; C; 6-9; #34; Racine, Wis./St. Catherine's  
**Munson, Justin T.**; 2007-08-09-10; Mgr.; Elsie Murray, Byron; '17-18C; F; \$; no #; Marquette/S  
**Muth, Charles K.**; '33; G; \$; #3; S/\$

## N

**Nadeau, Ryan**; 2014-15; Mgr; Northville  
**Nagel, Robert**; '50; G; 6-2; #16; Lansing/Eastern  
**Nairn Jr., Lourawls**; 2015; G; 5-10; #11; Nassau Bahamas/Sunrise Christian Acad.  
**Nash, Ricky**; '76; F; 6-4; #34; Saginaw/Same  
**Nick, Drew M.**; 2004-05-07-08; C; 6-10; #34; Muskegon/North Muskegon  
**Neaves, Mitchell**; '96-97, Mgr., Virgin Islands  
**Neitzel, Drew A.**; 2005-06-07CoC-08CoC; G; 6-10; #112; Grand Rapids/Wyoming Park  
**Newman, Harold K.**; '24; Mgr; East Lansing/S  
**Nichols, T.J.**; 2014-15; Mgr; Grand Blanc  
**Nicodemus, Steve**; '93-94-95-96; G; 6-4; #22; S. Whitley, Ind./Whitko  
**Nix, Derrick**; 2010-11-12-13TriC; C; 6-9; #50/25; Detroit/Pershing  
**Ngo, Donald H.**; 2002-03-04; Mgr.; Holt  
**Noack, William**; '64; C; 6-8; #35; Lansing/Eastern  
**Novak, Andrew**; 2014-15; Mgr; Belleville  
**Nuttli, Matt**; '23-24-25C; F; \$; no #; Negaunee/S

## O

**Ockerman, Justin P.**; 2004; F; 6-9; #54; Garden City/Same  
**O'Leary, Robert J.**; '45; F; 6-0; #10; Portsmouth, N.H./ Same  
**Olson, Duane**; '57; F/C; 6-5; #21; Detroit/Cass Tech  
**Olson, Lance E.**; '58-59-60C; F; 6-4; #30; Green Bay, Wis./West  
**Osterink, Leonard**; '37; F; \$; #21; Grand Rapids/S  
**Ott, Jordan**; 2007-08; Mgr.; McConnellsbury, Pa.

## P

**Pacynski, Stan L.**; '22; F; \$; no #; Bay City/S  
**Palazzolo, Brian**; 2014-15; Mgr; Rochester  
**Palm, Wayne V.**; '19-20-21; F; \$; no #; East Lansing/S  
**Papadakos, George**; '87-88TriC; C; 7-0; #41; Don Mills, Ont./St. Michael's  
**Patchett, Wendall T.**; '32-33-34C; F; \$; #9; East Lansing/S  
**Pattison, Benjamin P.**; '11; G; \$; no #; Caro/S  
**Paulson, Donald H.**; '49; Mgr.; S/\$  
**Pauga, Brian**; 2004-05-06-07; Mgr.; Hinsdale, Ill.  
**Pauga, Kevin**; 2001-02-03-04; Mgr.; Hinsdale, Ill.  
**Payne, Adreian**; 2011-12-13-14; F; 6-10; #5; Dayton, Ohio/Jefferson Township  
**Payton, Darwin R.**; '77-78-79; Mgr.; River Rouge/Same  
**Pedro, Gregory**; '84-85; G; 6-4; #21; Staten Island, N.Y./St. Peter's  
**Penick, Andy**; '91-95; G; 6-2; #12; Louisville, Ky./Pleasure Ridge Park  
**Peplowski, Mike**; '90-91-92-93CoC; C; 6-10; #54; Detroit/Warren De LaSalle  
**Peppard, David**; '17; C; \$; no #; East Lansing/S  
**Peppler, Albert P.**; '43-46-47; G; 5-11; #10; Emmitsburg, Md./Shorewood (Milwaukee)  
**Perez, Evaristo**; '82; F/C; 6-8; #43; Birmingham/Orchard Lake St. Mary's  
**Perry, Derek J.**; '80-81-82-83CoC; F; 6-6; #41; River Rouge/Same  
**Petela, Stanley F.**; '48; G; 6-1; #10; Branford, Conn./Same

**Peterson, Duane K.**; '54-55-56; C; 6-7; #34; Elkhart, Ind./Same  
**Peterson, John H.**; '42; Mgr.; Grayling/S  
**Peterson, Melvin E.**; '40-41-42; G; \$; #9; Muskegon/S  
**Peterson, Morris**; '97-98-99-00TriC; C; 6-6; #42; Flint/Northwestern  
**Peterson, Zach**; 2012-13; Mgr., Oak Park, Ill.  
**Petroski, Carl F.**; '41-42-43; C; 6-0; #5; Schenectady, N.Y./Mt. Pleasant  
**Pfeffer, Gregg**; '83-84-85; Mgr.; Pontiac/S  
**Pfeffer, Steven R.**; '80-81-82; Mgr.; Pontiac/S  
**Phillips, Nate**; '77-78; G; 6-4; #22; Omaha, Neb./North  
**Phillips, Robert H.**; '39-40-41C; F/G; \$; #6; Gary, Ind./S  
**Pinneo, Dee W.**; '31-32C; F; \$; no #; Grand Rapids/S  
**Pires, Michael**; 2014-15; Mgr; Fort Lauderdale, Fla.  
**Pjesky, Daniel D.**; '43-46; G; 5-11; #3/11; Benton Harbor/Same  
**Polec, Larry**; '83-84-85-86CoC; F; 6-8; #35; Sterling Heights/Same  
**Polonowski, Steve**; '94-95-96-97CoC; G; 6-9; #35; Rockford/Same  
**Prylow, Mark**; '94-95; G; 6-3; #20; Rochester/DeLaSalle

## Q

**Qualman, Erik**; '91-92-93; Mgr., '94; 6-6; F; #42; Rochester Hills/Same  
**Quiggle, Jack E.**; '56-57-58; F/G; 6-3; #21; South Bend, Ind./Central

## R

**Radelet, Kevin C.**; '81; G; 5-11; #45; East Lansing/Same  
**Ralston, Merle C.**; '24; F; \$; no #; Coldwater/S  
**Rand, Thomas A.**; '58-59; G; 6-2; #20; Green Bay, Wis./East  
**Randolph, Zach**; 2001; C; 6-9; #50; Marion, Ind./Marion  
**Rapchak, William M.**; '45-48-49-50; F; 6-1; #6/14; Whiting, Ind./Same  
**Raymond, James A.**; '55; G; 5-11; #14; Lansing/Same  
**Reading, Shannon**; '66-67; G; 6-0; #31/22; Bowling Green, Mo./Same  
**Reading, Willard L.**; '48; Mgr; Rochester/S  
**Reck, Dan J.**; '34-35-36C; F/G; #4; Lansing/S  
**Redfield, Ken**; '87-88-89-90; F; 6-7; #20; Chicago, Ill./Weber  
**Reese, Kevin**; '88-89-90-91; Mgr.; Sterling Heights/S  
**Respert, Mike**; '95-96; G; 5-11; #15; Detroit/Bishop Borgess  
**Respert, Shawn**; '92-93-94CoC-95CoC; G; 6-3; #24 (ret.); Detroit/Bishop Borgess  
**Reynolds, Bruce W.**; '54; Mgr.; Lake City/S  
**Rhodes, Eugene N.**; '53; G; 5-11; #10; Monroeville, Ind./Same  
**Richards, Roland**; '24-25; G; \$; no #; Lansing/S  
**Richardson, Jason**; 2000-01; G/F; #23; Saginaw/Arthur Hill  
**Ricker, Fred G.**; '15-16; F; \$; no #; Saginaw/S  
**Ridley, Michael E.**; '72; F; 6-4; #44; Walpole Lake/Central  
**Riewald, Daniel B.**; '76-77-78; G; 6-5; #41; Bloomfield Hills/Lahser  
**Rigby, Cyril P.**; '16; G; \$; no #; Lisbon, Ohio/S  
**Riorden, Edward D.**; '33; G; \$; #6; S/\$  
**Rison, Andre**; '88; G; 6-1; #22; Flint/Northwestern  
**Ritz, Alfred H.**; '36; G; \$; #17; S/\$  
**Rivers, Lovelle**; '74-75-76; F/C; 6-5; #22; Detroit/Mackenzie

**Robbins, Robert D.**; '47-48-49-50C; G; 6-3; #9; Belflower, Calif./Same  
**Roberts, Robin B.**; '45-46-47C; F; 6-0; #17; Springfield, Ill./Lanphier  
**Robinson, R. G.**; '20; G; \$; no #; Manistee/S  
**Robinson, Hugh**; '23-25; C; \$; no #; Detroit/S  
**Robinson, Michael A.**; '72-73-74C; G; 5-11; #31; Detroit/Northeastern  
**Roe, Delvon**; 2009-10-11; F; 6-8; #10; Euclid, Ohio/St. Edward  
**Rogers, Spencer W.**; '35; F; \$; #4; S/\$  
**Rolen, Edward C.**; '35-36-37; F; \$; #6; Buchanan/Same  
**Rood, Joseph**; 2003-04-05-06; Mgr.; Winfield, Ill.  
**Rowley, Delco R.**; 2004-05-06QuaC; F; 6-8; #50; Indianapolis, Ind./Arlington  
**Rouse, Milo M.**; '34-35C; G; \$; #7; Boyne City/S  
**Russo, Leroy G.**; '28-29; G; \$; no #; S/\$  
**Rymal, Steven A.**; '66-67-68; G; 6-1; #15; Adrian/Same

## S

**Sabo, Ronald J.**; '61; F/C; 6-6; #23; Youngstown, Ohio/Chaney  
**Saccoccia, Anthony**; 2009-10; Mgr., Steubenville, Ohio  
**Sackrider, Thomas**; '55-56; Mgr; East Lansing/S  
**Saltzman, Rael J.**; '74; Mgr; Franklin/S  
**Sanders, Lonnie**; '62; F; 6-2; #35; Detroit/Pershing  
**Sanders, Marcus L.**; '63-64-65C; F/G; #31; Detroit/Pershing  
**Sarkine, James**; '86-87-88-89; C; 6-9; #30; Indianapolis, Ind./Ben Davis  
**Saunders, Blake**; 2012-13; Mgr., Hinsdale, Ill.  
**Schaffer, John E.**; '03-04-05; F; \$; no #; New York, N.Y./S  
**Schau, Henry**; '28; G; \$; no #; Schererville, Ind./S  
**Schmelch, Jacob**; 2014-15; Mgr; Rockford  
**Schilling, Gavin**; 2014-15; F; 6-9; #34; Chicago, Ill./Findlay Prep (Henderson, Nev.)  
**Schlatter, G. James**; '52-53-54; G; 5-11; #11; Fort Wayne, Ind./North  
**Scholtz, Harold C.**; '35-36-37; F; \$; #19; S/\$  
**Schrage, William**; 2009-10-11; Mgr., Grosse Pointe West  
**Schuitema, Reed R.**; 2006-07-08-09; Mgr.; Muskegon  
**Schwarm, Arthur V.**; '60-61-62C; G; 6-1; #24; Evanston, Ill./Same  
**Schwarz, William R.**; '62-63-64; G; 6-3; #14; Columbia City, Ind./Same  
**Scott, David A.**; '57-60; G; 6-2; #12/13; Detroit/Cooley  
**Scott, Edward**; '29-30-31CoC; G; \$; no #; S/\$  
**Sekal, Scott**; '86-87-88-89; F; 6-8; #44; Houston, Texas/Alief Hastings  
**Setas, Benjamin**; 2009-10-11; Mgr., East Lansing  
**Shackleton, R. Joseph**; '73-74; F; 6-2; #34; Okemos/Same  
**Sheathelm, Russell W.**; '30; F; \$; no #; S/\$  
**Sheffield, Arthur**; '16-17; G/F; \$; no #; Harrison/S  
**Sherea, James E.**; '71-73; C; 6-8; #43; Free Soil/Same  
**Sherman, Garrick**; 2010-11; C; 6-10; #41; Kenton, Ohio/Kenton  
**Shick, John C.**; '65; G; 6-1; #10; Okemos/Same  
**Shidler, Frank J.**; '38-39; C/F; \$; #21; S/\$  
**Simmons, Matt**; '96-97-98; Mgr; Grand Rapids  
**Simpson, Ralph**; '70; G; 6-5; #15; Detroit/Pershing  
**Skiles, Scott**; '83-84-85-86CoC; G; 6-1; #25/4 (ret.); Plymouth, Ind./Same  
**Smith, Allen**; '72-73; F; 6-5; #44/41; Chicago, Ill./Lindblom  
**Smith, Anthony**; '96-97CoC-98CoC-99QuaC; F; 6-8; #13; Flint/Northern



## ALL-TIME LETTERWINNERS

## SPARTANS

**Smith, Brandon;** '99-00-01; G; 5-10; #10; Rochester, N.Y./Pittsford Sutherland  
**Smith, Daniel R.;** '50; F; 6-0; #12; Gary, Ind./Horace Mann  
**Smith, Joseph F.;** '35-36; G; #12; S/S  
**Smith, Kevin R.;** '80-81-82 CoC; G; 6-2; #5; Birmingham/Brother Rice  
**Smith, Louis J.;** '26-27; F; #; no #; Muskegon/S  
**Smith, Robby O.;** 2008-09-10; Mgr.; Saginaw  
**Smith, Steve;** '88-89-90 CoC-91CoC; G; 6-7; #21 (ret.); Detroit/Perching  
**Snider, Irving J.;** '18-19; F; #; no #; Elkton/S  
**Snodgrass, James A.;** '49-50-51C; G; 6-1; #11; Pierceton, Ind./Same  
**Snow, Eric;** '92-93-94-95CoC; G; 6-3; #13; Canton, Ohio/McKinley  
**Sparvero, Robert P.;** '62; F; 6-2; #20; Pittsburgh, Pa./Baldwin  
**Spaulding, Don D.;** '69; Mgr.; Benton Harbor/S  
**Spencer, Norman M.;** '10-12-13; G; #; no #; Saginaw/S  
**Spiller, Eric;** '86-88-89-90; Mgr.; Southfield/Same  
**Squires, Justin;** 2001-02-03-04; Mgr.; Scottville  
**Stackhouse, Keith L.;** '52-53-54C; G; 6-1; #14; Plymouth, Ind./Bourbon  
**Stauffer, Gordon C.;** '50-51-52; G; 6-0; #18; Fort Wayne, Ind./South  
**Steffe, Donald K.;** '45-46; S; #; S/S  
**Steffen, Raymond B.;** '49-50-51; C; 6-4; #14; Flint/Central  
**Steigenga, Matt;** '89-90-91-92 CoC; F; 6-7; #35; Grand Rapids/South Christian  
**Stelmasek, Mike;** '89-90-91-92; Mgr.; Canton  
**Stepter, Harrison;** '68-69; G; 6-3; #31; St. Louis, Mo./McKinley  
**Stephens, Dwayne;** '90-91-92-93CoC; F; 6-7; #31; Ferndale/Same  
**Stephens, Keith;** 2001-02-03-04-05-06; Mgr.; Detroit  
**Stevens, Robert L.;** '48-49; F; 5-11; #8; Sidney, Ind./Same  
**Stoll, Paul;** '76; F/G; 6-2; #21; Bath/Same  
**Stone, Fred A., Jr.;** '42-43-47; C; 6-6; #4; Chicago, Ill./Hirsch  
**Stouffer, James P.;** '58-59; G; 6-0; #14; Pierceton, Ind./Same  
**Strong, Lawrence F.;** '58; Mgr.; Houston, Tex.  
**Stupak, Ken;** 2000; Mgr.; Menominee  
**Summers, Durrell L.;** 2008-09-10-11; G; 6-4; #15; Detroit/Redford Covenant  
**Sutherland, Donald M.;** '53; Mgr.; Plymouth  
**Suton, Goran;** 2006-07-08-09; C; 6-10; #14; Lansing/Everett  
**Swanson, Hugo;** '22; G; #; no #; Ishpeming/S  
**Sweda, Jon-Paul;** '94-95-96-97; Mgr.; Detroit  
**Sweeny, Joe;** 2012; G; 6-0; #34; Toms River, N.J./Toms River North

**T**  
**Taylor, Neal C.;** '37; Mgr.; Albion/S  
**Taylor, Marcus;** 2001-02TriC; G; 6-3; #1; Lansing/Waverly  
**Thedos, Dean J.;** '77-78; Mgr.; Chicago, Ill./S  
**Thiery, Aaron;** '97-98; Mgr.; Lake Orion  
**Thomann, Frederick J.;** '62-63-64; C; 6-9; #34; Taylor/Taylor Center  
**Thomas, David;** '97-98-00-01; G; 6-7; #11; Brampton, Ont./Notre Dame  
**Thomas, Jalin;** 2014-15; Mgr.; Grand Ledge  
**Thornton, Austin;** 2009-10-11-12CoC; G; 6-5; #13; Sand Lake/Cedar Springs  
**Thornton, Michael;** 2005; Mgr.; Shelby  
**Tibaldi, Bryan J.;** 2007-08Mgr.-09Mgr.; G; 6-1; #10; Traverse City/West

**Torbert, Kelvin D.;** 2002-03-04TriC-05QuaC; G; 6-4; #23; Flint/Northwestern  
**Totten, Edward C.;** '28-29; C; #; no #; Detroit/S  
**Tower, Benjamin G.;** '81-82-83-84CoC; F; 6-8; #20; Saranac/Same  
**Tower, Ray R.;** '02-03; S; #; no #; Belding/S  
**Towner, John H.;** '48; Mgr.; Lansing/S  
**Trannon, Matthew H.;** 2004-05-06; F; 6-6; Flint/Northern  
**Trice, Travis;** 2012-13-14-15TriC; G; 6-0; #20; Huber Heights, Ohio/Wayne  
**Tropf, Jeffrey L.;** '75; C; 6-7; #42; Holt/Same  
**Tuttle, H. Foley;** '03-04-05; G; #; no #; Detroit/S

## U

**Ulmer, John D.;** '59-60; Mgr.; Bluffton, Ind./S

## V

**Valentine, Carlton;** '85-86-87-88TriC; F; 6-5; #45; Washington, D.C./DeMatha  
**Valentine, Denzel;** 2013-14-15TriC; G; 6-5; #45; Lansing/Sexton  
**Valentine, Drew;** 2014-15; Mgr.; Lansing  
**Vandenbussche, Kevin M.;** '76-77; G; 6-4; #15/23; Sterling Heights/Stevenson  
**Vanderjagt, Mark L.;** '65; F/C; 6-6; #23; Cedar Grove, Wis./Same  
**VanderLende, Jeff J.;** '71; F/C; 6-7; #32; Grand Rapids/East Christian  
**VanderRoest, Nicholas;** '32-33-34; C/F; #8; S/S  
**Vanek, Greg;** '85; F; 6-6; #20; Okemos/Same  
**VanFassen, Arnold B.;** '33-34-35C; C/F; #; #22; S/S  
**VanHammen, Steven J.;** '80-81; Mgr.; Grand Rapids/S  
**VanPelt, Brad;** '71-72; F; 6-5; #10; Owosso/Same  
**VanRhee, Cory;** '96-97-98-99; Mgr.; Holland  
**VanZylen, James;** '28-39-30C; F; #; no #; S/S  
**Vatz, Abe M.;** '12-13-14; F; #; no #; Pittsburgh, Pa./S  
**Vaydik, Frank J.;** '35; C; #; #17; S/S  
**Vevia, Paul G.;** '16-17; F; #; no #; Muskegon/S  
**Vincent, Daniel;** 2003-04-05-06; Mgr.; Jamestown, N.Y.  
**Vincent, James S. (Sam);** '82-83-84-85CoC; G; 6-2; #11; Lansing/Eastern  
**Vincent, Jay F.;** '78-79-80-81CoC; F/C; 6-8; #31 (ret.); Lansing/Eastern  
**Vissing, Paul R.;** '47; Mgr.; Jackson/\*  
**Vondette, Roy W.;** '06-07-08C; S; #; no #; Saginaw/S  
**Vondette, William L.;** '32-33; G; #; #14; S/S

## W

**Waldron, Donald;** '46-47-48; G; 5-11; #6/15; Milwaukee, Wis./Shorewood  
**Walker, Horace;** '59-60C; F/C; 6-3; #15; Chester, Pa./Same  
**Walker, Ralph;** '83-84-85-86; F; 6-8; #15; Southfield/Same  
**Walton, Travis;** 2006-07CoC-08CoC-09CoC; G; 6-2; #5; Lima, Ohio/Lima Senior  
**Ward, Lloyd;** '68-69-70CoC; G; 5-11; #11; Romulus/Same  
**Warren, John;** '67; Mgr.; Ypsilanti/S  
**Washington, Stanley;** '64-65-66; G/F; 6-3; #24; Detroit/Northwestern  
**Watts, Robert H.;** '52; Mgr.; Detroit/S  
**Weathers, Ray;** '95-96-97; G; 6-3; #5; Jackson/Jackson  
**Webb, Tanya W.;** '76-77; C; 6-7; #42; Augusta, Ark./Same

**Webber, Jason;** '97; G; 6-5; #14; Farmington/Country Day  
**Weber, Joseph A., Jr.;** '71-72; Mgr.; Creve Coeur, Mo./St. Louis Univ. HS  
**Wedgworth, George H.;** '50; Mgr.; S/S  
**Weshinkins, Kris;** '91-92-93-94CoC; G; 6-3; #3; Okemos/London Valley (Va.)  
**Wesley, Charles;** 2012-13; Mgr.; Hudsonville  
**Wesling, Richard M.;** '52-53; G; 5-11; #9; Milwaukee, Wis./Messmer  
**Wessells, Phillip H.;** '05; S; #; no #; Flint/S  
**Westerman, Leslie;** '06-07; S; #; no #; Adrian/S  
**Westrick, Brian P.;** 2002-03; F; 6-5; #52; Grand Ledge/Same  
**Wetzel, Keenan;** 2012-13-14-15; G; 6-4; #15; Monroe, Mich./St. Mary Catholic Central  
**Weyland, Robert;** '43; Mgr.; Wauwatosa, Wis./S  
**White, Benny A.;** '73-74-75-76; G; 5-9; #23; Detroit/Northern  
**White, Curtis;** '35-36; F; #; #19; East Lansing/S  
**White, Oliver G.;** '43-46C-47; G/F; 6-0; #8; Cleveland, Ohio/Shaw  
**Wilcox, Frederick;** '22; F; #; no #; Rockford, Ill./S  
**Wiley, DuJuan;** '97-98; C; 6-9; #55; Detroit/Osborn  
**Wiley, Milton;** '76; G; 5-11; #12; Belleville, Ill./Same  
**Wilkinson, Dorian C.;** '36-37; C; #; #20; S/S  
**Wilkinson, Harry;** '43; Mgr.; Milwaukee, Wis./S  
**Williams, Edward L. (Ted);** '61-62-63; C; 6-7; #33; Stroudsburg, Pa./Same  
**Williams, Leonard;** '78; G; 6-0; #24; Chicago, Ill./Harrison  
**Willis, Kevin A.;** '82-83-84CoC; 7-0; #42; Detroit/Perching  
**Wilson, Adam;** 2000; Mgr.; Plymouth  
**Wilson, Edgar P.;** '74-75-76-77; F/G; 6-5; #33; Dowagiac/Union  
**Wilson, Patrick J.;** '55-56-57; G; 6-0; #35; Lapeer/Same  
**Wishart, George;** 2001-02-03-04; Mgr.; Belleville  
**Wolfe, Adam;** 2001-02-03; F; 6-9; #3; Westerville, Ohio/South  
**Wolfe, Todd;** '87-88-89-90; G/F; 6-5; #24; Arlington Heights, Ill./Mt. Prospect  
**Wollenman, Colby;** 2012-14-15; F; 6-6; #40/41; Big Horn, Wyo./Big Horn  
**Wood, Brandon;** 2012; G; 6-2; #30; Kokomo, Ind./Kokomo  
**Wood, William W.;** '16; S; #; no #; Lawton/Same  
**Worthington, Bobby;** '87-88; F; 6-7; #43; Zion, Ill./Zion-Benton  
**Wright, Ed;** '87-88 TriC; G/F; 6-6; #35; Lorain, Ohio/Same  
**Wulf, Jack;** '47-48-49C; C; 6-8; #15; Chicago, Ill./Senn

## Y


**Young, John;** '60; F; 6-1; #32; South Haven/Covert

## Z

**Zimmerman, Matt;** '93-94-95-96; Mgr.; Grand Rapids  
**Zulaf, Jon;** '90-91-92-93; F; 6-6; #25; Port Huron/Same







# MICHIGAN STATE POSTSEASON HISTORY



## BIG TEN TOURNAMENT HISTORY

**SPARTANS.**

**BIG**  
MEN'S BASKETBALL  
TOURNAMENT  
INDIANAPOLIS

The 1997-98 season saw the first Big Ten Men's Basketball Tournament. Since then, the tournament has become an exciting part of the conference season. Although Michigan State lost its first tournament game, it did capture back-to-back Big Ten Tournament Championships in 1999 and 2000 en route to a pair of Final Four appearances and a National Championship. The Spartans captured their third Big Ten Tournament crown in 2012 and their fourth in 2014.

The tournament provides tremendous exposure for the conference as every game is televised, including many on national television. In addition, the Big Ten Tournament ranks among the nation's best in attendance. In 18 years, nearly 1.75 million fans have been part of the tournament.

The 2015-16 basketball season will be the 19th-annual Big Ten Men's Basketball Tournament. This year's edition returns to Bankers Life Fieldhouse in Indianapolis for the 10th time in tournament history. The first four tournaments were held at the United Center in Chicago, as were the 2003, 2005, 2007, 2013 and 2015 tournaments. In 2002, 2004, 2006, and from 2008-12 the tournament was played at Bankers Life Fieldhouse, while also returning in 2014. In 2014, the Big Ten announced that Washington D.C. would host in 2017, with Chicago hosting in 2019 and 2021, and Indianapolis hosting in 2020 and 2022. The 2018 Big Ten Tournament will be held in New York's Madison Square Garden.



Andreia Payne embraces the 2014 Big Ten Tournament Championship Trophy.



Michigan State celebrated its first Big Ten Tournament championship in 1999.



Morris Peterson and Mateen Cleaves led MSU to the 2000 Big Ten Tournament title.



The Spartans returned to the championship platform in 2012.



Branden Dawson and Gary Harris celebrate the 2014 tournament championship.



## BIG TEN TOURNAMENT HISTORY

**BIG TEN TOURNAMENT RECORD: 24-14****CHAMPIONSHIPS: 4 (1999, 2000, 2012, 2014)****1998 CHICAGO - NO. 1 SEED (0-1)**

3/6/98	Quarterfinals	Minnesota (8)	L	76-73
--------	---------------	---------------	---	-------

**1999 CHICAGO - NO. 1 SEED (3-0) - BIG TEN CHAMPIONS**

3/5/99	Quarterfinals	Northwestern (8)	W	61-59
3/6/99	Semifinals	Wisconsin (4)	W	56-41
3/7/99	Finals	Illinois (11)	W	67-50

**2000 CHICAGO - NO. 2 SEED (3-0) - BIG TEN CHAMPIONS**

3/10/00	Quarterfinals	Iowa (7)	W	75-65
3/11/00	Semifinals	Wisconsin (6)	W	55-46
3/12/00	Finals	Illinois (4)	W	76-61

**2001 CHICAGO - NO. 2 SEED (0-1)**

3/19/01	Quarterfinals	Penn State (7)	L	65-63
---------	---------------	----------------	---	-------

**2002 INDIANAPOLIS - NO. 5 SEED (0-1)**

3/8/02	Quarterfinals	Indiana (4)	L	67-56
--------	---------------	-------------	---	-------

**2003 CHICAGO - NO. 5 SEED (1-1)**

3/14/03	Quarterfinals	Purdue (4)	W	54-42
3/15/03	Semifinals	Ohio State (8)	L	55-54

**2004 INDIANAPOLIS - NO. 3 SEED (1-1)**

3/12/04	Quarterfinals	Northwestern (6)	W	68-55
3/13/04	Semifinals	Wisconsin (2)	L	68-66

**2005 CHICAGO - NO. 2 SEED (0-1)**

3/11/05	Quarterfinals	Iowa (7)	L	71-69
---------	---------------	----------	---	-------

**2006 INDIANAPOLIS - NO. 6 SEED (2-1)**

3/9/06	First Round	Purdue (11)	W	70-58
3/10/06	Quarterfinals	Illinois (3)	W	61-56
3/9/06	Semifinals	Iowa (2)	L	53-48

**2007 CHICAGO - NO. 7 SEED (1-1)**

3/8/07	First Round	Northwestern (10)	W	62-57
3/9/07	Quarterfinals	Wisconsin (2)	L	70-57

**2008 INDIANAPOLIS - NO. 4 SEED (1-1)**

3/14/08	Quarterfinals	Ohio State (5)	W	67-60
3/15/08	Semifinals	Wisconsin (1)	L	65-63

**2009 INDIANAPOLIS - NO. 1 SEED (1-1)**

3/13/09	Quarterfinals	Minnesota (8)	W	64-56
3/14/09	Semifinals	Ohio State (5)	L	82-70

**2010 INDIANAPOLIS - NO. 3 SEED (0-1)**

3/12/10	Quarterfinals	Minnesota (6)	L	72-67, OT
---------	---------------	---------------	---	-----------

**2011 INDIANAPOLIS - NO. 7 SEED (2-1)**

3/10/11	First Round	Iowa (10)	W	85-66
3/11/11	Quarterfinals	Purdue (2)	W	74-56
3/12/11	Semifinals	Penn State (6)	L	61-48

**2012 INDIANAPOLIS - NO. 1 SEED (3-0) - BIG TEN CHAMPIONS**

3/9/12	Quarterfinals	Iowa (8)	W	92-75
3/10/12	Semifinals	Wisconsin (4)	W	65-52
3/11/12	Finals	Ohio State (3)	W	68-64

**2013 CHICAGO - NO. 3 SEED (1-1)**


3/15/13	Quarterfinals	Iowa (6)	W	59-56
3/16/13	Semifinals	Ohio State (2)	L	61-58

**2014 INDIANAPOLIS - NO. 3 SEED (3-0) - BIG TEN CHAMPIONS**

3/14/14	Quarterfinals	Northwestern (11)	W	67-51
3/15/14	Semifinals	Wisconsin (2)	W	83-75
3/16/14	Finals	Michigan (1)	W	69-55

**2015 CHICAGO - NO. 3 SEED (2-1)**

3/13/15	Quarterfinals	Ohio State (6)	W	76-67
3/14/15	Semifinals	Maryland (2)	W	62-58
3/15/15	Finals	Wisconsin (1)	L	80-69, OT



A.J. Granger led MSU with 17 points against Illinois in the 2000 championship game.



Draymond Green was Most Outstanding Player in 2012, leading MSU to its third tournament crown.



Branden Dawson was named Most Outstanding Player of the 2014 Tournament, averaging 15.0 points on .750 FG%.



## BIG TEN TOURNAMENT RECORDS

SPARTANS

## INDIVIDUAL

POINTS	NO.	DATE (OPPONENT)
1. Kalin Lucas	30	March 11, 2011 (Purdue)
2. Drew Neitzel	28	March 14, 2008 (Ohio State)
3. Drew Neitzel	26	March 15, 2008 (Wisconsin)

FIELD GOALS	NO.	DATE (OPPONENT)
1. Draymond Green	10	March 10, 2011 (Iowa)
2. Denzel Valentine	9	March 13, 2015 (Ohio State)
Drew Neitzel	9	March 14, 2008 (Ohio State)

FIELD-GOAL ATT.	NO.	DATE (OPPONENT)
1. Draymond Green	23	March 10, 2011 (Iowa)
2. Drew Neitzel	18	March 15, 2008 (Wisconsin)
Maurice Ager	18	March 11, 2006 (Iowa)
Marcus Taylor	18	March 8, 2002 (Indiana)
Mateen Cleaves	18	March 10, 1998 (Minnesota)

FG PCT. (MIN. 10 ATT.)	NO.	DATE (OPPONENT)
1. Adreian Payne	.700 (7-10)	March 15, 2014 (Wis.)
Paul Davis	.700 (7-10)	March 10, 2006 (Illinois)
3. Branden Dawson	.667 (8-12)	March 14, 2014 (N'western)

FREE THROWS	NO.	DATE (OPPONENT)
1. Kalin Lucas	10	March 11, 2011 (Purdue)
2. Raymar Morgan	9	March 12, 2010 (Minnesota)
Paul Davis	9	March 11, 2006 (Iowa)

FREE-THROW ATT.	NO.	DATE (OPPONENT)
1. Raymar Morgan	14	March 12, 2010 (Minnesota)
2. Draymond Green	12	March 10, 2012 (Wisconsin)
3. Kalin Lucas	11	March 11, 2011 (Purdue)
Paul Davis	11	March 11, 2006 (Iowa)

FT PCT. (MIN. 8 ATT.)	NO.	DATE (OPPONENT)
1. Kalin Lucas	.909 (10-11)	March 11, 2011 (Pur.)
2. Kalin Lucas	.875 (7-8)	March 14, 2009 (Ohio St.)
Andre Hutson	.875 (7-8)	March 9, 2001 (Penn St.)

3-POINT FIELD GOALS	NO.	DATE (OPPONENT)
1. Drew Neitzel	6	March 14, 2008 (Ohio State)
2. Drew Neitzel	5	March 8, 2007 (Northwestern)
Maurice Ager	5	March 11, 2006 (Iowa)

3-POINT FG ATT.	NO.	DATE (OPPONENT)
1. Drew Neitzel	12	March 14, 2008 (Ohio State)
2. Mateen Cleaves	11	March 6, 1998 (Minnesota)
3. Drew Neitzel	10	March 15, 2008 (Wisconsin)
Maurice Ager	10	March 11, 2006 (Iowa)

REBOUNDS	NO.	DATE (OPPONENT)
1. Draymond Green	16	March 10, 2012 (Wisconsin)
2. Draymond Green	14	March 10, 2011 (Iowa)
3. Draymond Green	13	March 11, 2011 (Purdue)
Antonio Smith	13	March 7, 1999 (Illinois)

ASSISTS	NO.	DATE (OPPONENT)
1. Mateen Cleaves	11	March 6, 1999 (Wisconsin)
2. Mateen Cleaves	10	March 7, 1999 (Illinois)
3. Drew Neitzel	8	March 9, 2007 (Wisconsin)
Mateen Cleaves	8	March 5, 1999 (Northwestern)

STEALS	NO.	DATE (OPPONENT)
1. Kalin Lucas	5	March 12, 2010 (Minnesota)
2. Jason Richardson	4	March 9, 2001 (Penn State)
3. Twelve occasions with 3 steals		

BLOCKS	NO.	DATE (OPPONENT)
1. Adreian Payne	4	March 11, 2012 (Ohio State)
Delvon Roe	4	March 11, 2011 (Purdue)
3. Seven occasions with 3 blocks		

## TEAM

POINTS	NO.	DATE
1. vs. Iowa	92	March 9, 2012
2. vs. Wisconsin	83	March 15, 2014
3. vs. Ohio State	76	March 13, 2015
vs. Illinois	76	March 12, 2000

FIELD GOALS	NO.	DATE
1. vs. Iowa	32	March 9, 2012
2. vs. Ohio State	29	March 13, 2015
vs. Wisconsin	29	March 15, 2014

FIELD-GOAL ATT.	NO.	DATE
1. vs. Ohio State	71	March 14, 2009
2. vs. Ohio State	61	March 13, 2015
3. vs. Northwestern	60	March 14, 2014
vs. Ohio State	60	March 14, 2008

FIELD-GOAL PCT.	NO.	DATE
1. vs. Northwestern	.619 (26-42)	March 12, 2004
2. vs. Iowa	.582 (32-55)	March 9, 2012
3. vs. Northwestern	.579 (22-38)	March 8, 2007

FREE THROWS	NO.	DATE
1. vs. Purdue	25	March 11, 2011
vs. Minnesota	25	March 6, 1998
3. vs. Iowa	20	March 9, 2012

FREE-THROW ATT.	NO.	DATE
1. vs. Minnesota	34	March 12, 2010
2. vs. Minnesota	33	March 6, 1998
3. vs. Purdue	31	March 11, 2011
vs. Minnesota	31	March 13, 2009

FREE-THROW PCT.	NO.	DATE
1. vs. Wisconsin	1.000 (9-9)	March 15, 2015
2. vs. Illinois	.895 (17-19)	March 12, 2000
3. vs. Wisconsin	.833 (10-12)	March 6, 1999

3-POINT FIELD GOALS	NO.	DATE
1. vs. Ohio State	9	March 11, 2012
2. Four occasions with 8 3-point field goals		

3-POINT FG ATT.	NO.	DATE
1. vs. Penn State	23	March 12, 2011
vs. Iowa	23	March 11, 2006
3. vs. Minnesota	22	March 6, 1998

REBOUNDS	NO.	DATE
1. vs. Minnesota	42	March 6, 1998
2. vs. Purdue	41	March 11, 2011
vs. Ohio State	41	March 14, 2008

ASSISTS	NO.	DATE
1. vs. Ohio State	23	March 13, 2015
2. vs. Illinois	21	March 12, 2000
3. vs. Northwestern	20	March 8, 2007
vs. Northwestern	20	March 12, 2004
vs. Illinois	20	March 7, 1999

STEALS	NO.	DATE
1. vs. Minnesota	11	March 12, 2010
2. vs. Iowa	9	March 15, 2013
vs. Ohio State	9	March 14, 2009
vs. Illinois	9	March 5, 1999
vs. Northwestern	9	March 5, 1999

BLOCKS	NO.	DATE
1. vs. Purdue	10	March 14, 2003
2. vs. Ohio State	8	March 13, 2015
vs. Northwestern	8	March 14, 2014
vs. Iowa	8	March 9, 2012
vs. Purdue	8	March 11, 2011





## NCAA TOURNAMENT HISTORY

**NCAA TOURNAMENT APPEARANCES:** 29**NCAA TOURNAMENT RECORD:** 63-28**FINAL FOUR APPEARANCES:** 9

(1957, 1979, 1999, 2000, 2001, 2005, 2009, 2010, 2015)

**NCAA CHAMPIONSHIPS:** 2 (1979, 2000)**1957 MIDEAST REGIONAL (2-2)****FINAL FOUR**

3/15/57	Regional Semifinal (Lexington, Ky.)	Notre Dame	W	85-83
3/16/57	Regional Final (Lexington, Ky.)	Kentucky	W	80-68
3/22/57	National Semifinal (Kansas City, Mo.)	North Carolina	L	74-70 (3OT)
3/23/57	National Consolation (Kansas City, Mo.)	San Francisco	L	67-60

**1959 MIDEAST REGIONAL (1-1)**

3/13/59	Regional Semifinal (Evanston, Ill.)	Marquette	W	74-69
3/14/59	Regional Final (Evanston, Ill.)	Louisville	L	88-81

**1978 MIDEAST REGIONAL (2-1)**

3/11/78	First Round (Indianapolis, Ind.)	Providence	W	77-63
3/16/78	Regional Semifinal (Dayton, Ohio)	Western Kentucky	W	90-69
3/18/78	Regional Final (Dayton, Ohio)	Kentucky	L	52-49

**1979 MIDEAST REGIONAL - NO. 2 SEED (5-0)****NCAA CHAMPIONS**

3/11/79	Second Round (Murfreesboro, Tenn.)	Lamar (10)	W	95-64
3/16/79	Regional Semifinal (Indianapolis, Ind.)	Louisiana State (3)	W	87-71
3/18/79	Regional Final (Indianapolis, Ind.)	Notre Dame (1)	W	80-68
3/24/79	National Semifinal (Salt Lake City, Utah)	Pennsylvania (9)	W	101-67
3/26/79	National Final (Salt Lake City, Utah)	Indiana State (1)	W	75-64

**1985 MIDWEST REGIONAL - NO. 10 SEED (0-1)**

3/15/85	First Round (Houston, Texas)	Ala.-Birmingham (7)	L	70-68
---------	------------------------------	---------------------	---	-------

**1986 MIDWEST REGIONAL - NO. 5 SEED (2-1)**

3/13/86	First Round (Dayton, Ohio)	Washington (12)	W	72-70
3/15/86	Second Round (Dayton, Ohio)	Georgetown (4)	W	80-68
3/21/86	Regional Semifinal (Kansas City, Mo.)	Kansas (1)	L	96-86 (OT)

**1990 SOUTHEAST REGIONAL - NO. 1 SEED (2-1)**

3/15/90	First Round (Knoxville, Tenn.)	Murray State (16)	W	75-71 (OT)
3/17/90	Second Round (Knoxville, Tenn.)	UC Santa Barbara (9)	W	62-58
3/23/90	Regional Semifinal (New Orleans, La.)	Georgia Tech (4)	L	81-80 (OT)

**1991 WEST REGIONAL - NO. 5 SEED (1-1)**

3/15/91	First Round (Tucson, Ariz.)	UW-Green Bay (12)	W	60-58
3/17/91	Second Round (Tucson, Ariz.)	Utah (4)	L	85-84 (2OT)

**1992 MIDWEST REGIONAL - NO. 5 SEED (1-1)**

3/20/92	First Round (Dayton, Ohio)	SW Missouri St. (12)	W	61-54
3/22/92	Second Round (Dayton, Ohio)	Cincinnati (4)	L	72-65

**1994 SOUTHEAST REGIONAL - NO. 7 SEED (1-1)**

3/18/94	First Round (St. Petersburg, Fla.)	Seton Hall (10)	W	84-73
3/20/94	Second Round (St. Petersburg, Fla.)	Duke (2)	L	85-74

**1995 SOUTHEAST REGIONAL - NO. 3 SEED (0-1)**


3/17/95	First Round (Tallahassee, Fla.)	Weber State (14)	L	79-72
---------	---------------------------------	------------------	---	-------



Greg Kelser led all scorers with 19 points vs. Kentucky in 1978.



Averaging nearly 25 points, Scott Skiles led MSU to the 1986 Sweet 16.



Steve Smith scored 32 points in MSU's heartbreaking overtime loss to Georgia Tech in the 1990 Regional Semifinals.




## NCAA TOURNAMENT HISTORY

SPARTANS



Mateen Cleaves helped MSU advance to the 1998 Sweet 16 for the first time since 1990.



Andre Hutson out-scored and out-rebounded Marcus Fizer in the 2000 Regional Final.



Paul Davis slams home the game-tying basket vs. Maryland in 2003.

**1998 EAST REGIONAL - NO. 4 SEED (2-1)**

3/12/98	First Round (Hartford, Conn.)	Eastern Michigan (13)	W	83-71
3/14/98	Second Round (Hartford, Conn.)	Princeton (5)	W	63-56
3/19/98	Regional Semifinal (Greensboro, N.C.)	North Carolina (1)	L	73-58

**1999 MIDWEST REGIONAL - NO. 1 SEED (4-1)****FINAL FOUR**

3/12/99	First Round (Milwaukee, Wis.)	Mount St. Mary's (16)	W	76-53
3/14/99	Second Round (Milwaukee, Wis.)	Mississippi (9)	W	74-66
3/19/99	Regional Semifinal (St. Louis, Mo.)	Oklahoma (13)	W	54-46
3/21/99	Regional Final (St. Louis, Mo.)	Kentucky (3)	W	73-66
3/27/99	National Semifinal (St. Petersburg, Fla.)	Duke (1)	L	68-62

**2000 MIDWEST REGIONAL - NO. 1 SEED (6-0)****NCAA CHAMPIONS**

3/16/00	First Round (Cleveland, Ohio)	Valparaiso (16)	W	65-38
3/18/00	Second Round (Cleveland, Ohio)	Utah (8)	W	73-61
3/23/00	Regional Semifinal (Auburn Hills, Mich.)	Syracuse (4)	W	75-58
3/25/00	Regional Final (Auburn Hills, Mich.)	Iowa State (2)	W	75-64
4/1/00	National Semifinal (Indianapolis, Ind.)	Wisconsin (8)	W	53-41
4/3/00	National Final (Indianapolis, Ind.)	Florida (5)	W	89-76

**2001 SOUTH REGIONAL - NO. 1 SEED (4-1)****FINAL FOUR**

3/16/01	First Round (Memphis, Tenn.)	Alabama State (16)	W	69-35
3/18/01	Second Round (Memphis, Tenn.)	Fresno State (9)	W	81-65
3/23/01	Regional Semifinal (Atlanta, Ga.)	Gonzaga (12)	W	77-62
3/25/01	Regional Final (Atlanta, Ga.)	Temple (11)	W	69-62
3/31/01	National Semifinal (Minneapolis, Minn.)	Arizona (2)	L	80-61

**2002 EAST REGIONAL - NO. 10 SEED (0-1)**

3/15/02	First Round (Washington, D.C.)	North Carolina St. (7)	L	69-58
---------	--------------------------------	------------------------	---	-------

**2003 SOUTH REGIONAL - NO. 7 SEED (3-1)**

3/21/03	First Round (Tampa, Fla.)	Colorado (10)	W	79-64
3/23/03	Second Round (Tampa, Fla.)	Florida (2)	W	68-46
3/28/03	Regional Semifinal (San Antonio, Texas)	Maryland (6)	W	60-58
3/30/03	Regional Final (San Antonio, Texas)	Texas (1)	L	85-76

**2004 ST. LOUIS REGIONAL - NO. 7 SEED (0-1)**

3/18/04	First Round (Seattle, Wash.)	Nevada (10)	L	72-66
---------	------------------------------	-------------	---	-------

**2005 AUSTIN REGIONAL - NO. 5 SEED (4-1)****FINAL FOUR**

3/18/05	First Round (Worcester, Mass.)	Old Dominion (12)	W	89-81
3/20/05	Second Round (Worcester, Mass.)	Vermont (13)	W	72-61
3/25/05	Regional Semifinal (Austin, Texas)	Duke (1)	W	78-68
3/27/05	Regional Final (Austin, Texas)	Kentucky (2)	W	94-88 (20T)
4/2/05	National Semifinal (St. Louis, Mo.)	North Carolina (1)	L	87-71

**2006 WASHINGTON D.C. REGIONAL - NO. 6 SEED (0-1)**

3/17/06	First Round (Dayton, Ohio)	George Mason (11)	L	75-65
---------	----------------------------	-------------------	---	-------

**2007 EAST REGIONAL - NO. 9 SEED (1-1)**

3/15/07	First Round (Winston-Salem, N.C.)	Marquette (8)	W	61-49
3/17/07	Second Round (Winston-Salem, N.C.)	North Carolina (1)	L	81-67

**2008 SOUTH REGIONAL - NO. 5 SEED (2-1)**

3/20/08	First Round (Denver, Colo.)	Temple (12)	W	72-61
3/22/08	Second Round (Denver, Colo.)	Pittsburgh (4)	W	65-54
3/28/08	Regional Semifinal (Houston, Texas)	Memphis (1)	L	92-74



## NCAA TOURNAMENT HISTORY

### 2009 MIDWEST REGIONAL - NO. 2 SEED (5-1)

#### FINAL FOUR

3/20/09	First Round (Minneapolis, Minn.)	Robert Morris (15)	W	77-62
3/22/09	Second Round (Minneapolis, Minn.)	USC (10)	W	74-69
3/27/09	Regional Semifinal (Indianapolis, Ind.)	Kansas (3)	W	67-62
3/29/09	Regional Final (Indianapolis, Ind.)	Louisville (1)	W	64-52
4/4/09	National Semifinal (Detroit, Mich.)	Connecticut (1)	W	82-73
4/6/09	National Final (Detroit, Mich.)	North Carolina (1)	L	89-72

### 2010 MIDWEST REGIONAL - NO. 5 SEED (4-1)

#### FINAL FOUR

3/19/10	First Round (Spokane, Wash.)	New Mexico St. (12)	W	70-67
3/21/10	Second Round (Spokane, Wash.)	Maryland (4)	W	85-83
3/26/10	Regional Semifinal (St. Louis, Mo.)	Northern Iowa (9)	W	59-52
3/28/10	Regional Final (St. Louis, Mo.)	Tennessee (6)	W	70-69
4/3/10	National Semifinal (Indianapolis, Ind.)	Butler (5)	L	52-50

### 2011 SOUTHEAST REGIONAL - NO. 10 SEED (0-1)

3/17/11	Second Round (Tampa, Fla.)	UCLA (7)	L	78-76
---------	----------------------------	----------	---	-------

### 2012 WEST REGIONAL - NO. 1 SEED (2-1)

3/16/12	Second Round (Columbus, Ohio)	LIU Brooklyn (16)	W	89-67
3/18/12	Third Round (Columbus, Ohio)	Saint Louis (9)	W	65-61
3/22/12	Regional Semifinal (Phoenix, Ariz.)	Louisville (4)	L	57-44

### 2013 MIDWEST REGIONAL - NO. 3 SEED (2-1)

3/21/13	Second Round (Auburn Hills, Mich.)	Valparaiso (14)	W	65-54
3/23/13	Third Round (Auburn Hills, Mich.)	Memphis (6)	W	70-48
3/29/13	Regional Semifinal (Indianapolis, Ind.)	Duke (2)	L	71-61

### 2014 EAST REGIONAL - NO. 4 SEED (3-1)

3/20/14	Second Round (Spokane, Wash.)	Delaware (13)	W	93-78
3/22/14	Third Round (Spokane, Wash.)	Harvard (12)	W	80-73
3/28/14	Regional Semifinal (New York, N.Y.)	Virginia (9)	W	61-59
3/30/14	Regional Final (New York, N.Y.)	Connecticut (7)	L	60-54

### 2015 EAST REGIONAL - NO. 7 SEED (4-1)

#### FINAL FOUR

3/20/15	Second Round (Charlotte, N.C.)	Georgia (10)	W	70-63
3/22/15	Third Round (Charlotte, N.C.)	Virginia (2)	W	60-54
3/27/15	Regional Semifinal (Syracuse, N.Y.)	Oklahoma (3)	W	62-58
3/29/15	Regional Final (Syracuse, N.Y.)	Louisville (4)	W	76-70 (OT)
4/4/15	National Semifinal (Indianapolis, Ind.)	Duke (1)	L	81-61



Goran Sutton was named MVP of the 2009 Midwest Regional.



Adreian Payne set an MSU NCAA record with 41 points against Delaware in 2014.

## MSU NCAA TOURNAMENT CAREER LEADERS

POINTS	NO.	GAMES	REBOUNDS	NO.	GAMES	ASSISTS	NO.	GAMES
1. Andre Hutson	232	19 games	1. Andre Hutson	121	19 games	1. Mateen Cleaves	78	14 games
2. Mateen Cleaves	207	14 games	2. Johnny Green	118	6 games	2. Earvin Johnson	76	8 games
3. Greg Kelser	192	8 games	3. Draymond Green	116	15 games	3. Kalin Lucas	56	12 games
4. Morris Peterson	191	14 games	4. Goran Sutton	104	12 games	4. Drew Neitzel	50	11 games
5. Durrell Summers	178	15 games	5. Charlie Bell	96	19 games	5. Draymond Green	49	15 games
6. Draymond Green	171	15 games	6. Brandon Dawson	93	12 games	6. Charlie Bell	42	19 games
Charlie Bell	171	19 games	7. Greg Kelser	90	8 games	7. Travis Walton	41	12 games
8. Maurice Ager	166	11 games	Paul Davis	90	11 games	8. Mark Montgomery	37	7 games
9. Kalin Lucas	164	12 games	9. Morris Peterson	82	14 games	9. Denzel Valentine	36	12 games
10. Raymar Morgan	156	16 games	10. Raymar Morgan	80	16 games	10. Chris Hill	33	11 games



## NCAA TOURNAMENT RECORDS

SPARTANS

## INDIVIDUAL

POINTS	NO.	DATE (OPPONENT)
1. Adreian Payne	41	March 20, 2014 (Delaware)
2. Greg Kelsner	34	March 18, 1979 (Notre Dame)
3. Steve Smith	32	March 23, 1990 (Georgia Tech)
Jay Vincent	32	March 15, 1985 (UAB)

FIELD GOALS	NO.	DATE (OPPONENT)
1. Greg Kelsner	15	March 18, 1979 (Notre Dame)
2. Steve Smith	13	March 23, 1990 (Georgia Tech)
Sam Vincent	13	March 15, 1985 (UAB)

FIELD-GOAL ATT.	NO.	DATE (OPPONENT)
1. Drew Neitzel	27	March 17, 2007 (N. Carolina)
2. Greg Kelsner	25	March 18, 1979 (Notre Dame)
3. Shawn Respert	23	March 17, 1995 (Weber State)
Sam Vincent	23	March 15, 1985 (UAB)

FG PCT. (MIN. 10 ATT.)	NO.	DATE (OPPONENT)
1. Earvin Johnson	.900 (9-10)	March 24, 1979 (Penn)
Greg Kelsner	.900 (9-10)	March 11, 1978 (Prov.)
3. Darryl Johnson	.846 (11-13)	March 13, 1986 (Wash.)

FREE THROWS	NO.	DATE (OPPONENT)
1. Adreian Payne	17	March 20, 2014 (Delaware)
2. Earvin Johnson	14	March 16, 1979 (LSU)
3. Shawn Respert	13	March 18, 1994 (Seton Hall)

FREE-THROW ATT.	NO.	DATE (OPPONENT)
1. Adreian Payne	17	March 20, 2014 (Delaware)
2. Earvin Johnson	15	March 16, 1979 (LSU)
3. Shawn Respert	14	March 18, 1994 (Seton Hall)

FT PCT. (MIN. 10 ATT.)	NO.	DATE (OPPONENT)
1. Adreian Payne	1.000 (17-17)	March 20, 2014 (Del.)
Maurice Ager	1.000 (10-10)	April 2, 2005 (UNC)
3. Earvin Johnson	.933 (14-15)	March 16, 1979 (LSU)

3-POINT FIELD GOALS	NO.	DATE (OPPONENT)
1. Shawn Respert	7	March 17, 1995 (Weber State)
2. Durrell Summers	6	March 21, 2010 (Maryland)
Drew Neitzel	6	March 17, 2007 (N. Carolina)

3-POINT FG ATT.	NO.	DATE (OPPONENT)
1. Drew Neitzel	17	March 17, 2007 (N. Carolina)
Shawn Respert	17	March 17, 1995 (Weber State)
3. Marcus Taylor	13	March 15, 2002 (N. Carolina St.)

REBOUNDS	NO.	DATE (OPPONENT)
1. Johnny Green	27	March 15, 1957 (Notre Dame)
2. Johnny Green	23	March 14, 1959 (Louisville)
3. Johnny Green	19	March 22, 1957 (N. Carolina)

ASSISTS	NO.	DATE (OPPONENT)
1. Earvin Johnson	14	March 16, 1978 (W. Kentucky)
2. Earvin Johnson	13	March 18, 1979 (Notre Dame)
3. Earvin Johnson	12	March 16, 1979 (LSU)

STEALS	NO.	DATE (OPPONENT)
1. Korie Lucious	5	March 28, 2010 (Tennessee)
Raymar Morgan	5	April 4, 2009 (Connecticut)
Goran Sutton	5	March 27, 2009 (Kansas)
Alan Anderson	5	March 25, 2005 (Duke)
Eric Snow	5	March 18, 1994 (Seton Hall)

BLOCKS	NO.	DATE (OPPONENT)
1. Adreian Payne	5	March 23, 2013 (Memphis)
2. Branden Dawson	4	March 29, 2015 (Louisville)
Branden Dawson	4	March 22, 2015 (Virginia)
Greg Kelsner	4	March 24, 1979 (Penn)

## TEAM

POINTS	NO.	DATE
1. vs. Penn	101	March 24, 1979
2. vs. Lamar	95	March 11, 1979
3. vs. Kentucky	94	March 27, 2005

FIELD GOALS	NO.	DATE
1. vs. Lamar	42	March 11, 1979
2. vs. LIU Brooklyn	40	March 16, 2012
3. vs. Penn	38	March 24, 1979

FIELD-GOAL ATT.	NO.	DATE
1. vs. Notre Dame	91	March 15, 1957
2. vs. Kentucky	87	March 16, 1957
3. vs. Louisville	84	March 14, 1959

FIELD-GOAL PCT.	NO.	DATE
1. vs. Providence	.635 (33-52)	March 11, 1979
2. vs. Indiana State	.605 (26-43)	March 24, 1979
3. vs. Washington	.596 (31-52)	March 13, 1986

FREE THROWS	NO.	DATE
1. vs. Old Dominion	28	March 18, 2005
vs. Georgetown	28	March 13, 1986
3. vs. LSU	27	March 16, 1979

FREE-THROW ATT.	NO.	DATE
1. vs. Old Dominion	36	March 18, 2005
vs. LSU	36	March 16, 1979
vs. North Carolina	36	March 22, 1957

FREE-THROW PCT.	NO.	DATE
1. vs. North Carolina St.	.944 (17-18)	March 15, 2002
vs. Cincinnati	.944 (17-18)	March 22, 1992
3. vs. Kansas	.941 (16-17)	March 27, 2009

3-POINT FIELD GOALS	NO.	DATE
1. vs. Connecticut	11	March 30, 2014
vs. Florida	11	April 3, 2000
vs. Syracuse	11	March 23, 2000

3-POINT FG ATTEMPTS	NO.	DATE
1. vs. Connecticut	29	March 30, 2014
2. vs. Oklahoma	27	March 27, 2015
3. vs. George Mason	26	March 17, 2006

REBOUNDS	NO.	DATE
1. vs. North Carolina	68	March 22, 1957
2. vs. San Francisco	60	March 23, 1957
vs. Notre Dame	60	March 15, 1957

ASSISTS	NO.	DATE
1. vs. Western Kentucky	25	March 16, 1978
2. vs. Indiana State	24	March 26, 1979
vs. Penn	24	March 24, 1979

STEALS	NO.	DATE
1. vs. Kansas	13	March 27, 2009
vs. Duke	13	March 25, 2005
3. vs. Seton Hall	12	March 18, 1994

BLOCKS	NO.	DATE
1. vs. UCLA	8	March 17, 2011
vs. Tennessee	8	March 28, 2010
vs. Gonzaga	8	March 23, 2001





## NCAA TOURNAMENT FACTOIDS

## CONSECUTIVE NCAA TOURNAMENTS

## ALL-TIME

SCHOOL	APPEARANCES
1. North Carolina	27
2. Kansas	26
3. Duke	20
4. <b>Michigan State</b>	<b>18</b>
Indiana	18

## CONSECUTIVE NCAA TOURNAMENTS

## ACTIVE STREAK

SCHOOL	APPEARANCES
1. Kansas	26
2. Duke	20
3. <b>Michigan State</b>	<b>18</b>

## NCAA CHAMPIONSHIPS

SCHOOL	TITLES
1. UCLA	11
2. Kentucky	8
3. Duke	5
Indiana	5
North Carolina	5
6. Connecticut	4
7. Kansas	3
Louisville	3
9. <b>Six tied at 2, including MSU</b>	

## FINAL FOUR APPEARANCES

SCHOOL	APPEARANCES
1. North Carolina	18
2. UCLA	17
Kentucky	17
4. Duke	16
5. Kansas	14
6. Ohio State	11
7. Louisville	10
8. <b>Michigan State</b>	<b>9</b>
9. Indiana	8

## FINAL FOUR APPEARANCES SINCE 1999

SCHOOL	APPEARANCES
1. <b>Michigan State</b>	<b>7</b>
2. Connecticut	5
Duke	5
4. Florida	4
Kansas	4
Kentucky	4
North Carolina	4
8. Four tied at three	

## NCAA TOURNAMENT WINNING PCT.

SCHOOL	PCT. (W-L)
1. Duke	.755 (105-34)
2. UCLA	.723 (99-38)
3. Florida	.722 (39-15)
4. North Carolina	.718 (112-44)
5. Kentucky	.714 (120-48)
6. Kansas	.693 (97-43)
7. <b>Michigan State</b>	<b>.692 (63-28)</b>
8. Michigan	.677 (44-21)
9. Connecticut	.667 (58-29)
10. Indiana	.660 (64-33)

## CONSECUTIVE FINAL FOUR APPEAR.

COACH	APPEARANCES
1. John Wooden	9
2. Mike Krzyzewski	5
3. <b>Eight tied at 3, including Tom Izzo</b>	

## NCAA TOURNAMENT SERIES RECORDS

OPPONENT	MSU RECORD	OPPONENT	MSU RECORD
Ala.-Birmingham	0-1	New Mexico State	1-0
Alabama State	1-0	North Carolina	0-5
Arizona	0-1	North Carolina State	0-1
Butler	0-1	Northern Iowa	1-0
Cincinnati	0-1	Notre Dame	2-0
Colorado	1-0	Oklahoma	2-0
Connecticut	1-1	Old Dominion	1-0
Delaware	1-0	Pennsylvania	1-0
Duke	1-4	Pittsburgh	1-0
Eastern Michigan	1-0	Princeton	1-0
Florida	2-0	Providence	1-0
Fresno State	1-0	Robert Morris	1-0
George Mason	0-1	Saint Louis	1-0
Georgetown	1-0	San Francisco	0-1
Georgia	1-0	Seton Hall	1-0
Georgia Tech	0-1	SW Missouri State	1-0
Gonzaga	1-0	Syracuse	1-0
Harvard	1-0	Temple	2-0
Indiana State	1-0	Tennessee	1-0
Iowa State	1-0	Texas	0-1
Kansas	1-1	UCLA	0-1
Kentucky	3-1	UC-Santa Barbara	1-0
Lamar	1-0	USC	1-0
LIU Brooklyn	1-0	Utah	1-1
Louisiana State	1-0	Valparaiso	2-0
Louisville	2-2	Vermont	1-0
Marquette	2-0	Virginia	2-0
Maryland	2-0	Washington	1-0
Memphis	1-1	Weber State	0-1
Mississippi	1-0	Western Kentucky	1-0
Mount St. Mary's	1-0	Wisconsin	1-0
Murray State	1-0	UW-Green Bay	1-0
Nevada	0-1		

## TOURNAMENT SITE WIN-LOSS RECORDS

SITE	MSU RECORD	SITE	MSU RECORD
Atlanta, Ga.	2-0	Minneapolis, Minn.	2-1
Auburn Hills, Mich.	4-0	Murfreesboro, Tenn.	1-0
Austin, Texas	2-0	New Orleans, La.	0-1
Charlotte, N.C.	2-0	New York, N.Y.	1-1
Cleveland, Ohio	2-0	Phoenix, Ariz.	0-1
Columbus, Ohio	2-0	Salt Lake City, Utah	2-0
Dayton, Ohio	4-3	San Antonio, Texas	1-1
Denver, Colo.	2-0	St. Louis, Mo.	4-1
Detroit, Mich.	1-1	St. Petersburg, Fla.	1-2
Evanston, Ill.	1-1	Seattle, Wash.	0-1
Greensboro, N.C.	0-1	Spokane, Wash.	4-0
Hartford, Conn.	2-0	Syracuse, N.Y.	2-0
Houston, Texas	0-2	Tallahassee, Fla.	0-1
Indianapolis, Ind.	7-3	Tampa, Fla.	2-1
Kansas City, Mo.	0-3	Tucson, Ariz.	1-1
Knoxville, Tenn.	2-0	Washington, D.C.	0-1
Lexington, Ky.	2-0	Winston-Salem, N.C.	1-1
Memphis, Tenn.	2-0	Worcester, Mass.	2-0
Milwaukee, Wis.	2-0		

## ALL-TIME FINAL FOUR APPEARANCES

COACH	APPEARANCES
1. John Wooden	12
Mike Krzyzewski	12
3. Dean Smith	11
4. <b>Tom Izzo</b>	<b>7</b>
Rick Pitino	7
Roy Williams	7

## HIGHEST NCAA TOURNAMENT WINNING PERCENTAGE - ACTIVE


COACH	PCT. (W-L)
1. Mike Krzyzewski	.772 (88-26)
2. Rick Pitino	.746 (53-18)
3. John Calipari	.745 (38-13)
4. Roy Williams	.739 (65-23)
5. <b>Tom Izzo</b>	<b>.730 (46-17)</b>

\* Records adjusted for vacated years



## 1957 FINAL FOUR

## SPARTANS



In its first appearance in the NCAA Tournament, it did not take long for Michigan State to find success. In their first game of the tournament, the Spartans took on Notre Dame in Lexington, Ky. MSU took control of the game in the second half and held on through a late Notre Dame rally to advance to the Regional Finals, 85-83. Next up for MSU was the home team, third-ranked Kentucky. The Spartans came back from 12 down at the half to defeat the Wildcats, 80-68, and advance to the Final Four in their first NCAA appearance.

MSU's semifinal game was against top-ranked North Carolina, and the two teams played one of the greatest games in Four Final history. The Spartans battled to the end, but the Tar Heels were just too strong and took the game in three overtimes, 74-70. MSU dropped the consolation game to San Francisco, 67-60, to finish fourth. Johnny Green had an amazing tournament, averaging 19.3 boards per game. His 77 rebounds set an NCAA tournament record for most rebounds in four games, while his average ranks fourth all-time in tournament history. Green earned All-Tournament honors for his performance, and he and Jack Quiggle were also named to the All-Regional Team.



TOP OF PAGE: Coach Fordy Anderson's team included Jack Quiggle, Harry Lux, Larry Hedden, George Ferguson, Chuck Bencie and Bob Anderegg. FAR LEFT: Larry Hedden posted a double-double against North Carolina in the 1957 Final Four. MIDDLE LEFT AND NEAR LEFT: Johnny Green and Jack Quiggle earned NCAA Tournament All-Regional honors in 1957.

## NATIONAL SEMIFINAL

## NORTH CAROLINA 74 - MICHIGAN STATE 70 (3OT)

March 22, 1957 - Kansas City, Mo.

MICHIGAN STATE	FG	FT	REB	PF	TP
Jack Quiggle	6-21	8-10	10	1	20
Johnny Green	4-12	3-6	19	2	11
George Ferguson	4-8	2-3	1	5	10
Larry Hedden	4-20	6-7	15	5	14
Pat Wilson	0-3	2-2	5	1	2
Robert Anderegg	2-7	3-6	3	2	7
Chuck Bencie	1-6	0-0	2	1	2
David Scott	2-3	0-2	3	1	4
<b>TOTALS</b>	<b>23-80</b>	<b>24-36</b>	<b>65</b>	<b>18</b>	<b>70</b>

NORTH CAROLINA	FG	FT	REB	PF	TP
Lennie Rosenbluth	11-42	7-9	3	1	29
Bob Cunningham	9-18	3-5	12	5	21
Pete Brennan	6-16	2-4	17	5	14
Tommy Kearns	1-8	4-5	6	4	6
Joe Quigg	0-1	2-3	4	5	2
Danny Lotz	0-0	0-1	4	1	0
Bob Young	1-3	0-1	2	1	2
Roy Searcy	0-0	0-0	1	0	0
<b>TOTALS</b>	<b>28-88</b>	<b>18-28</b>	<b>54</b>	<b>22</b>	<b>74</b>

Halftime: 29-29

First overtime: 64-64

Officials: Ogden and Lightner

Regulation score: 58-58

Second overtime: 66-66

Attendance: N/A

## NATIONAL CONSOLATION

## SAN FRANCISCO 67 - MICHIGAN STATE 60

March 23, 1957 - Kansas City, Mo.

MICHIGAN STATE	FG	FT	REB	PF	TP
Johnny Green	4-9	1-1	13	5	9
George Ferguson	4-11	6-9	11	2	14
Larry Hedden	4-10	1-2	5	5	9
Pat Wilson	3-6	0-1	0	1	6
Harry Lux	2-2	1-1	3	2	5
Robert Anderegg	2-8	3-4	4	5	7
David Scott	2-6	0-1	3	1	4
Chuck Bencie	0-5	0-0	4	1	0
Jack Quiggle	2-6	2-2	4	1	6
<b>TOTALS</b>	<b>23-63</b>	<b>14-21</b>	<b>60</b>	<b>23</b>	<b>67</b>

SAN FRANCISCO	FG	FT	REB	PF	TP
Art Day	6-14	0-3	6	3	12
Al Dunbar	4-9	1-4	3	4	9
Gene Brown	8-18	6-11	7	3	22
Mike Farmer	4-12	8-9	2	1	16
Mike Preaseau	2-6	4-4	6	4	8
Jack King	0-2	0-0	0	2	0
Bill Mallen	0-0	0-0	1	0	0
Dave Lillevand	0-1	0-0	1	0	0
<b>TOTALS</b>	<b>24-62</b>	<b>19-31</b>	<b>35</b>	<b>17</b>	<b>67</b>

Halftime: San Francisco 33-30

Officials: Ogden and Lightner

Attendance: N/A



## 1979 FINAL FOUR



Michigan State opened its championship run with a 95-64 pounding of Lamar, led by Earvin Johnson's triple-double and Greg Kelsner's 31 points. After defeating LSU, MSU met up with top seed Notre Dame in the Regional Final in what was being called the game to decide the NCAA Championship. The Spartans jumped out to a big lead early en route to an 80-68 victory. Kelsner led the way with a Spartan NCAA Tournament-record 34 points, earning All-Region MVP honors, while Johnson joined him on the All-Regional Team.

In the Final Four, the Spartans took on Pennsylvania, who entered the tournament as a nine seed. Johnson recorded his second triple-double of the tournament as MSU led 50-17 at the half, finishing with a tournament team record of 101 points. In the championship game, the Spartans took on No. 1-ranked and unbeaten Indiana State, led by Larry Bird. The Spartans jumped out to a big first-half lead on their way to capturing the school's first National Championship. Kelsner and Johnson were both named to the All-Tournament Team, while Johnson was named Most Outstanding Player and earned a spot on the All-Decade Team.



ABOVE: Earvin "Magic" Johnson celebrates MSU's first NCAA Championship by cutting down the nets. RIGHT:



Greg Kelsner helped lead Larry Bird to just 7-of-21 shooting in the championship game, while averaging 23.5 points in two games. BELOW: Johnson helped Michigan State advance to the championship game by recording the only triple double in Spartan Final Four history.



## NATIONAL SEMIFINAL

## NO. 2 MICHIGAN STATE 101 - NO. 9 PENN 67

March 24, 1979 - Salt Lake City, Utah

MICHIGAN STATE	FG	FT	REB	PF	TP	A	TO	BS	S	MIN
Michael Brkovich, f	6-10	0-0	1	4	12	3	1	0	1	23
Greg Kelsner, f	12-19	4-6	9	2	28	3	3	4	1	33
Ron Charles, c	2-2	0-0	6	0	4	0	2	2	0	19
Terry Donnelly, g	3-5	0-0	3	0	6	3	0	0	0	24
Earvin Johnson, g	9-10	11-12	10	2	29	10	4	0	3	35
Jay Vincent	0-1	3-4	1	2	3	0	1	0	0	9
Rob Gonzalez	1-5	0-0	3	2	2	1	3	0	1	22
Michael Longaker	2-2	0-0	2	0	4	1	1	0	2	10
Greg Lloyd	0-2	6-7	1	1	6	1	2	0	2	7
Rick Kaye	2-2	1-3	2	1	5	1	1	0	0	7
Jaime Huffman	0-0	0-1	2	2	0	1	1	0	0	5
Gerald Gilkie	0-1	0-0	1	1	0	0	0	0	0	3
Don Brkovich	1-1	0-1	1	1	2	0	0	0	0	3
Team			3							
<b>TOTALS</b>	<b>38-60</b>	<b>25-34</b>	<b>45</b>	<b>22</b>	<b>101</b>	<b>24</b>	<b>19</b>	<b>6</b>	<b>10</b>	<b>200</b>

PENNSYLVANIA	FG	FT	REB	PF	TP	A	TO	BS	S	MIN
Tony Price, f	7-18	4-4	7	5	18	0	2	0	1	21
Tim Smith, f	0-6	0-0	0	5	0	0	2	0	0	19
Matt White, c	5-12	3-4	11	1	13	1	1	0	1	27
James Salters, g	1-5	0-0	1	2	2	3	2	0	0	25
Bobby Willis, g	4-13	1-3	6	2	9	6	5	1	3	30
Vincent Ross	2-6	0-0	6	3	4	0	2	1	0	17
Ken Hall	3-8	0-1	2	2	6	1	3	0	2	14
Angelo Reynolds	1-3	0-0	0	3	2	0	0	0	0	2
Tom Leifsen	0-1	1-2	4	0	1	0	2	0	0	16
Ted Flick	0-6	6-6	2	3	6	1	1	0	1	15
David Jackson	1-2	4-4	1	0	6	0	3	0	0	8
Ed Kuhl	0-2	0-0	0	0	0	0	1	0	0	3
Tom Condon	0-0	0-0	2	2	0	0	0	0	0	3
Team			2							
<b>TOTALS</b>	<b>24-82</b>	<b>19-24</b>	<b>44</b>	<b>31</b>	<b>67</b>	<b>12</b>	<b>24</b>	<b>2</b>	<b>8</b>	<b>200</b>

Halftime: Michigan State 50-17

Officials: Buckiewicz, Weiler and Silvester

Attendance: N/A

## NATIONAL CHAMPIONSHIP

## NO. 2 MICHIGAN STATE 75 - NO. 1 INDIANA STATE 64

March 26, 1979 - Salt Lake City, Utah

MICHIGAN STATE	FG	FT	REB	PF	TP	A	TO	BS	S	MIN
Michael Brkovich, f	1-2	3-7	4	1	5	1	5	0	0	40
Greg Kelsner, f	7-13	5-6	8	4	19	9	1	2	2	32
Ron Charles, c	3-3	1-2	7	5	7	0	1	0	1	31
Terry Donnelly, g	5-5	5-6	4	2	15	0	2	0	1	39
Earvin Johnson, g	8-15	8-10	7	3	24	5	6	0	1	35
Jay Vincent	2-5	1-2	2	4	5	0	1	0	1	19
Rob Gonzalez	0-0	0-0	0	0	0	0	0	0	0	3
Michael Longaker	0-0	0-0	0	0	0	0	0	0	0	1
Team			2							
<b>TOTALS</b>	<b>26-43</b>	<b>23-33</b>	<b>34</b>	<b>19</b>	<b>75</b>	<b>15</b>	<b>16</b>	<b>2</b>	<b>6</b>	<b>200</b>

INDIANA STATE	FG	FT	REB	PF	TP	A	TO	BS	S	MIN
Brad Miley, f	0-0	0-1	3	1	0	0	0	0	0	25
Alex Gilbert, f	2-3	0-4	4	4	0	0	1	1	0	21
Larry Bird, f	7-21	5-8	13	3	19	2	6	1	5	40
Carl Nicks, g	7-14	3-6	2	5	17	4	2	0	1	36
Steve Reed, g	4-9	0-0	0	4	8	9	0	0	0	36
Bob Heaton	4-14	2-2	6	2	10	2	0	0	0	22
Leroy Staley	2-2	0-1	3	2	4	0	0	0	0	18
Rich Nemcek	1-1	0-0	0	3	2	1	1	0	0	2
Team			3							
<b>TOTALS</b>	<b>27-64</b>	<b>10-22</b>	<b>34</b>	<b>24</b>	<b>64</b>	<b>18</b>	<b>10</b>	<b>2</b>	<b>6</b>	<b>200</b>

Halftime: Michigan State 37-28


Officials: Nichols, Muncy, and Wirtz

Attendance: 15,410



## 1999 FINAL FOUR

SPARTANS



Michigan State returned to the NCAA Tournament in 1999 with lofty aspirations. For just the second time in school history, MSU was a No. 1 seed.

The Spartans easily handled Mount St. Mary's in the first round, 76-53. The second round was more of a challenge, as the Spartans fought off a stubborn Mississippi squad, 74-66. In the Sweet 16, State took on Oklahoma in a defensive struggle, pulling away late for a 54-46 victory.


In the Regional Final, MSU played national power and defending National Champion Kentucky. Twenty-one years earlier, the Wildcats kept MSU out of the Final Four, defeating the Spartans in the

1978 Regional Final. MSU fell behind early, 17-4, but rallied to close the gap to one at the half. The comeback was completed in the second half as Morris Peterson's 19 points and 10 rebounds led four players in double figures. The Midwest Regional's Most Outstanding Player, Peterson knocked down six straight free throws in the last 30 seconds to clinch a 73-66 win. Peterson was joined on the All-Regional Team by A.J. Granger and Mateen Cleaves.

In its first Final Four appearance since 1979, MSU took on Duke in the semifinal game. The Blue Devils led by only two at half, but cold shooting doomed MSU in the second, falling 68-62.



ABOVE LEFT: Morris Peterson led MSU with 15 points. ABOVE RIGHT: Andre Hutson scored 13 against All-American Elton Brand. TOP: Tom Izzo and Antonio Smith celebrate a victory over UK in the Midwest Regional Final, advancing to the Final Four. NEAR TOP: Spartan fans enjoyed the Florida sun. BELOW: Smith scores two points on this emphatic dunk.



## NATIONAL SEMIFINAL

## NO. 1 DUKE 68 - NO. 1 MICHIGAN STATE 62

March 27, 1999 - St. Petersburg, Fla.

MICHIGAN STATE	FG	3FG	FT	O-D-R	PF	TP	A	TOBS	S	MIN
Antonio Smith, f	3-7	0-0	0-0	5-5	10	5	6	0	0	34
Jason Klein, f	2-6	1-3	0-0	1-1	2	5	0	0	0	14
Andre Hutson, f	6-8	0-0	1-1	1-4	5	2	13	1	1	0
Mateen Cleaves, g	5-16	2-9	0-2	2-1	3	3	12	10	5	0
Charlie Bell, g	0-2	0-0	2-4	2-1	3	3	2	1	1	0
Morris Peterson	6-17	0-2	3-4	4-4	8	5	15	1	0	0
Thomas Kelley	2-8	0-1	0-0	1-3	4	2	4	0	0	0
A.J. Granger	2-6	1-3	0-0	1-3	4	2	5	0	1	0
Doug Davis	0-0	0-0	0-0	0-0	0	0	0	1	0	0
Team				1-0	1					
<b>TOTALS</b>	<b>26-70</b>	<b>4-18</b>	<b>6-11</b>	<b>18-22</b>	<b>40</b>	<b>24</b>	<b>62</b>	<b>13</b>	<b>9</b>	<b>0</b>

DUKE	FG	3FG	FT	O-D-R	PF	TP	A	TOBS	S	MIN
Chris Carrawell, f	3-8	1-1	6-12	1-3	4	0	13	1	3	0
Shane Battier, f	2-5	0-3	1-2	4-2	6	3	5	1	1	2
Elton Brand, c	7-10	0-0	4-5	4-11	15	4	18	1	3	1
William Avery, g	6-14	2-4	0-1	1-4	5	0	14	0	4	0
Trajan Langdon, g	3-9	1-4	0-1	2-4	6	2	7	3	1	0
Corey Maggette	3-7	0-1	3-6	2-2	4	0	9	0	0	0
Chris Burgess	0-1	0-0	0-0	2-2	4	0	1	0	2	0
Nate James	1-2	0-0	0-0	0-0	0	0	2	0	0	1
Team				0-0	0					
<b>TOTALS</b>	<b>25-56</b>	<b>4-13</b>	<b>14-27</b>	<b>16-28</b>	<b>44</b>	<b>11</b>	<b>68</b>	<b>7</b>	<b>12</b>	<b>5</b>

Halftime: Duke 32-30

Officials: David Libbey, Curtis Shaw, John Cahill Attendance: 41,340





## 2000 FINAL FOUR

## NATIONAL SEMIFINAL

## NO. 1 MICHIGAN STATE 53 - NO. 8 WISCONSIN 41

April 1, 2000 - Indianapolis, Ind.

MICHIGAN STATE	FG	3FG	FT	O-D-R	PF	TP	A	T O B S	S	MIN
Andre Hutson, c	3-7	0-0	4-5	6-4-10	2	10	0	3	0	32
Morris Peterson, f	7-15	2-8	4-4	3-4-7	3	20	0	1	0	33
A.J. Granger, f	0-3	0-1	1-2	1-6-7	4	1	1	3	0	32
Mateen Cleaves, g	1-7	0-0	9-11	0-4-4	3	11	1	4	0	36
Charlie Bell, g	2-9	0-3	0-0	2-6-8	2	4	2	2	0	30
Jason Richardson	0-0	0-0	0-0	0-0-0	1	0	0	0	0	10
David Thomas	0-0	0-0	0-0	0-0-0	0	0	0	0	0	3
Mike Chappell	2-4	0-2	1-1	0-0-0	1	5	0	0	2	9
Aloysius Anagnonye	1-1	0-0	0-0	1-1-2	2	2	0	1	0	12
Adam Ballinger	0-0	0-0	0-0	0-1-1	0	0	0	0	1	0
Team				1-2-3						
<b>TOTALS</b>	<b>16-46</b>	<b>2-14</b>	<b>19-23</b>	<b>14-28-42</b>	<b>18</b>	<b>53</b>	<b>4</b>	<b>14</b>	<b>3</b>	<b>200</b>

WISCONSIN	FGA	3FG	FT	O-D-R	PF	TP	A	T O B S	S	MIN
Andy Kowske, f	1-2	0-0	0-2	0-0-0	4	2	0	0	4	20
Mike Kelley, f	1-2	0-1	0-0	0-7-7	3	2	3	0	0	30
Mark Vershaw, c	2-11	0-1	1-1	1-1-2	3	5	3	1	0	31
Jon Bryant, g	1-5	0-3	0-0	0-1-1	3	2	1	2	0	27
Roy Boone, g	6-9	1-1	5-6	1-2-3	2	18	0	5	0	25
Charlie Wills	1-4	0-1	0-0	0-1-1	2	2	0	0	0	19
Duany Duany	0-2	0-1	0-0	0-0-0	0	0	0	1	0	11
Maurice Linton	0-4	0-1	0-0	0-1-1	0	0	0	2	0	10
Travon Davis	1-1	1-1	1-2	0-2-2	2	4	1	0	0	10
Kirk Penney	2-3	2-3	0-0	0-2-2	0	6	0	0	0	14
Erik Faust	0-0	0-0	0-0	0-0-0	0	0	0	0	0	1
Robert Smith	0-0	0-0	0-0	0-0-0	0	0	0	0	0	1
Julian Swartz	0-0	0-0	0-0	0-0-0	0	0	0	0	0	1
Team				0-1-1						
<b>TOTALS</b>	<b>15-43</b>	<b>4-13</b>	<b>7-11</b>	<b>2-18-20</b>	<b>19</b>	<b>41</b>	<b>8</b>	<b>11</b>	<b>4</b>	<b>200</b>

Halftime: Michigan State 19-17

Officials: John Clougherty, Andre Patillo, Tim Higgins Attendance: 43,116

## NATIONAL CHAMPIONSHIP

## NO. 1 MICHIGAN STATE 89 - NO. 5 FLORIDA 76

April 3, 2000 - Indianapolis, Ind.

MICHIGAN STATE	FG	3FG	FT	O-D-R	PF	TP	A	T O B S	S	MIN
Andre Hutson, c	2-4	0-0	2-2	0-1-1	4	6	3	1	0	23
Morris Peterson, f	7-14	3-8	4-6	1-1-2	3	21	5	3	0	32
A.J. Granger, f	7-11	3-5	2-2	2-7-9	2	19	1	2	0	34
Mateen Cleaves, g	7-11	3-4	1-1	0-2-2	1	18	4	2	0	31
Charlie Bell, g	3-6	1-2	2-3	3-5-8	2	9	5	2	0	33
Jason Richardson	4-7	0-0	1-2	1-1-2	1	9	0	0	0	16
Aloysius Anagnonye	0-0	0-0	0-0	2-1-2	4	0	0	2	1	12
Mike Chappell	2-4	1-3	0-0	1-0-1	0	5	0	1	0	7
Adam Ballinger	1-1	0-0	0-0	0-0-0	2	2	0	0	0	7
David Thomas	0-0	0-0	0-0	1-0-1	1	0	1	1	0	5
Brandon Smith	0-0	0-0	0-0	0-0-0	0	0	0	0	0	0
Steve Cherry	0-0	0-0	0-0	0-0-0	0	0	0	0	0	0
Mat Ishbia	0-1	0-0	0-0	0-0-0	0	0	0	0	0	0
Team	1-2-3									
TOTALS	33-59	11-22	12-16	12-20-32	20	89	19	14	1	5 200

FLORIDA	FG	3FG	FT	O-D-R	PF	TP	A	T O B S	S	MIN	
Brent Wright, f	5-8	0-1	3-5	4-6-10	4	13	4	1	0	29	
Mike Miller, f	2-5	1-2	5-6	1-2-3	0	10	2	2	0	31	
Udonis Haslem, c	10-12	0-0	7-7	2-0-2	4	27	0	3	1	28	
Teddy Dupay, g	0-4	0-2	0-0	0-0-0	2	0	1	0	0	15	
Justin Hamilton, g	0-1	0-1	0-0	0-0-0	1	0	0	0	0	14	
Brett Nelson	4-10	3-6	0-0	1-3-4	1	11	3	3	0	26	
Matt Bonner	0-3	0-2	0-0	1-2-3	1	0	0	0	0	7	
Kenyan Weaks	1-3	1-1	0-0	1-0-1	2	3	1	1	0	22	
Donnell Harvey	3-11	0-0	3-4	4-2-6	2	9	0	2	1	16	
Major Parker	1-3	1-3	0-0	0-0-0	2	3	2	1	0	12	
Team				1-0-1							
TOTALS	26-60	6-18	18-22	15-15-30	19	76	13	13	2	5	200

Halftime: Michigan State 43-32

Officials: James Burr, Gerald Boudreaux, David Hall Attendance: 43,116

The 2000 Spartans entered the NCAA Tournament determined to win a National Championship. For the second year in a row, they entered the tournament as a No. 1 seed, led by a trio of experienced seniors, Mateen Cleaves, Morris Peterson and A.J. Granger. The Spartans had little trouble in their first round matchup, holding Valparaiso to 25 percent (13-of-52) shooting in a 65-38 victory. In the second round against Utah, Cleaves scored 21 points to rally MSU from a 35-32 halftime deficit and defeat the Utes, 73-61.

In the Regional Semifinal, MSU took on the fourth-seeded Syracuse Orangemen. SU took a 34-24 halftime lead and led by as many as 11 points with 15 minutes remaining. A halftime locker room tirade by Cleaves must have worked, however, as MSU finished the game by outscoring the Orangemen, 37-9, a run that was capped off with 17 unanswered points. In the Regional Final, No. 2-seed Iowa State held a nine-point lead with a little over five minutes to go. Once again, Michigan State used a late-game rally, outscoring the Cyclones, 23-5, over the final 5:49 in a 75-64 decision. Cleaves, Granger, Peterson and Andre Hutson all found a spot on the All-Regional Team, with Peterson earning Most Outstanding Player honors.

In the Final Four, MSU faced Wisconsin for the fourth time of the season. With a slim 19-17 lead at the break, Peterson took over in the second half, scoring 10 points in a 13-2 run to pull away from the Badgers. Against Florida in the title game, the Spartans opened an 11-point halftime lead. Early in the second half, Cleaves got tangled up with Florida's Teddy Dupay, injuring Cleaves' ankle and forcing him back to the locker room. Leading by six, MSU got five straight points from Mike Chappell and held a bigger lead when Cleaves returned four and a half minutes later. State never looked back, capturing its second National Championship in school history with an 89-76 victory. Cleaves was named Most Outstanding Player of the Final Four and was joined by Charlie Bell, Peterson and Granger on the All-Tournament Team.



ABOVE LEFT: Childhood friends Morris Peterson and Mateen Cleaves led MSU to its first NCAA title

in 21 years. LEFT: The Spartans are presented the 2000 NCAA Championship trophy. ABOVE RIGHT: Mateen Cleaves was named Most Outstanding Player of the 2000 Final Four.



## 2001 FINAL FOUR

## SPARTANS



The defending NCAA Champions, Michigan State entered the 2001 NCAA Tournament as a No. 1 seed for the third-straight season.

The Spartans were missing 58 points from the 2000 title game, but did boast five seniors, including Charlie Bell and Andre Hutson, who earned postseason honors as juniors. MSU easily defeated Alabama State, 69-35, in the first round before handing Fresno State an 81-65 defeat to advance to the Sweet 16 for a fourth-straight year.

In the Regional Semifinal, MSU took on No. 12 Gonzaga. The Bulldogs had a low seed, yet they were also making their third-straight Sweet 16 appearance with a tournament-tested team. Michigan State fell behind early in the second half, but Bell scored 21 points as the Spartans eventually pulled away. In the Regional Final, State faced another surprise team in 11th-seeded Temple. The Spartans held off the Owls thanks in part to a career-high 19 points from David Thomas. For his efforts, Thomas was named to the All-Regional Team, where he joined All-South Regional Most Outstanding Player Charlie Bell. With a 69-62 victory, MSU's NCAA Tournament record of nine straight victories by double figures was snapped, but the Spartans did become the ninth team to appear in three straight Final Fours and only the third since the field was expanded to 64 teams in 1985.



TOP: The Spartans celebrate a trip to the 2001 Final Four after defeating Temple. ABOVE: Jason Richardson soars in for a basket. ABOVE RIGHT: Zach Randolph was MSU's second-leading scorer with 12 points. BELOW: Charlie Bell (left) and Andre Hutson (right) appeared in three Final Fours in their Spartan careers.



Unfortunately, MSU ran into a hot Arizona squad in Minneapolis. The Wildcats led by just two points at the half, but outscored the Spartans, 48-31, in the second half en route to an 80-61 victory.

## NATIONAL SEMIFINAL

## NO. 2 ARIZONA 80 - NO. 1 MICHIGAN STATE 61

March 31, 2001 - Minneapolis, Minn.

MICHIGAN STATE	FG	3FG	FT	O-D-R	PF	TP	A TOBS	S	MIN
David Thomas, f	4-6	0-0	0-0	4-1-5	1	8	2	3	0 1 20
Aloysius Anagnonye, f	0-1	0-0	0-0	1-1-2	4	0	0	0	0 0 8
Andre Hutson, f	9-14	0-0	2-2	2-3-5	2	20	0	2	2 0 37
Charlie Bell, g	1-10	0-6	1-1	1-9-10	1	3	3	5	0 0 36
Jason Richardson, g	2-11	1-4	1-2	1-6-7	2	6	2	2	0 0 28
Marcus Taylor	3-9	1-4	1-2	0-1-1	3	8	2	2	0 1 20
Adam Ballinger	1-1	0-0	0-1	1-1-2	0	2	0	1	0 9
Zach Randolph	5-8	0-0	2-4	4-1-5	3	12	0	1	0 0 24
Mike Chappell	0-0	0-0	2-2	0-0-0	1	2	2	0	0 0 12
Brandon Smith	0-0	0-0	0-0	0-0-0	1	0	0	0	0 0 3
Adam Wolfe	0-0	0-0	0-0	0-0-0	0	0	0	0	0 0 1
Jason Andreas	0-0	0-0	0-0	0-0-0	0	0	0	0	0 0 1
Mat Ishbia	0-1	0-0	0-0	0-0-0	0	0	0	0	0 0 1
Team				2-1-3					
<b>TOTALS</b>	<b>25-61</b>	<b>2-14</b>	<b>9-14</b>	<b>16-24-40</b>	<b>18</b>	<b>61</b>	<b>11</b>	<b>15</b>	<b>3 2 200</b>

ARIZONA	FG	3FG	FT	O-D-R	PF	TP	A TOBS	S	MIN
Michael Wright, f	6-10	0-0	1-1	1-2-3	2	13	0	1	1 0 23
Richard Jefferson, f	6-13	3-5	2-4	3-5-8	1	17	2	2	2 2 34
Loren Woods, c	5-13	0-0	1-1	0-8-8	2	11	2	1	3 0 37
Gilbert Arenas, g	4-7	1-2	3-4	1-1-2	2	12	7	1	0 6 27
Jason Gardner, g	6-11	3-7	6-6	0-1-1	1	21	1	1	1 3 38
Eugene Edgerson	3-4	0-0	0-0	3-3-6	1	6	1	0	0 0 17
Luke Walton	0-1	0-0	0-0	0-1-1	0	0	2	2	0 0 16
Justin Wessel	0-0	0-0	0-0	0-0-0	1	0	0	0	0 1 3
Lamont Frazier	0-1	0-0	0-0	0-0-0	1	0	0	0	0 0 4
Travis Hanour	0-0	0-0	0-0	0-0-0	0	0	0	0	0 0 1
Team				4					
<b>TOTALS</b>	<b>30-60</b>	<b>7-14</b>	<b>13-16</b>	<b>8-25-33</b>	<b>11</b>	<b>80</b>	<b>15</b>	<b>8</b>	<b>7 12 200</b>

Halftime: Arizona 32-30

Officials: Tim Higgins, Tony Greene, Bob Donato Attendance: 45,406



## 2005 FINAL FOUR



No. 5-seed Michigan State opened the 2005 NCAA Tournament against Old Dominion. The Monarchs held a 42-37 halftime lead, but the Spartans mounted a surge in the last nine minutes to claim victory. In the next round, the Spartans used their depth and athleticism to wear down Vermont, 72-61. In the Sweet 16, MSU used a 16-3 second-half run to pull away from Duke in a 78-68 win.

The Regional Final featured a rematch of the 1999 Elite Eight contest between MSU and Kentucky. The Spartans appeared on their way to St. Louis until UK's Patrick Sparks hit a game-tying 3-pointer at the end of regulation. The first overtime could not produce a winner, sending the game into a second extra period, where MSU scored the first five points en route to a 94-88 win. Shannon Brown was named Most Outstanding Player of the Austin Regional after a 24-point performance, joining Maurice Ager and Paul Davis on the All-Regional team.

Making their fourth trip to the Final Four in seven years, the Spartans held a 38-33 halftime lead over North Carolina. With the game tied at 49, the Tar Heels took control with a 12-0 run, ending MSU's season.



## NATIONAL SEMIFINAL

## NO. 1 NORTH CAROLINA 87 - NO. 5 MICHIGAN STATE 71

April 2, 2005 - St. Louis, Mo.

MICHIGAN STATE	FG	3FG	FT	O-D-R	PF	TP	A	TOBS	S	MIN
Alan Anderson, f	0-4	0-0	0-0	1-3-4	3	0	0	1	0	20
Paul Davis, c	6-16	0-1	2-4	5-10-15	3	14	1	3	1	33
Shannon Brown, g	6-14	3-6	0-0	0-1-1	2	15	1	4	0	29
Drew Neitzel, g	1-3	0-1	0-1	0-3-3	2	2	3	1	0	15
Maurice Ager, g	6-18	2-6	10-10	1-2-3	1	24	1	1	1	28
Chris Hill	1-6	1-5	0-0	0-1-1	2	3	2	1	0	18
Matt Trannon	1-1	0-0	2-2	1-2-3	3	4	0	0	1	15
Anthony Hamo	0-0	0-0	0-0	1-0-1	0	0	0	0	0	1
Kelvin Torbert	4-11	1-4	0-0	2-3-5	1	9	6	0	1	26
Tim Bograkov	0-0	0-0	0-1	1-0-1	1	0	0	0	0	6
Drew Naymick	0-1	0-0	0-0	2-2-3	1	0	0	1	0	7
Andy Harvey	0-0	0-0	0-0	0-0-0	0	0	0	0	0	1
Delco Rowley	0-0	0-0	0-0	0-0-0	0	0	0	0	0	1
Team				1-0-1						
<b>TOTALS</b>	<b>25-74</b>	<b>7-23</b>	<b>14-18</b>	<b>15-27</b>	<b>42</b>	<b>19</b>	<b>71</b>	<b>15</b>	<b>12</b>	<b>200</b>

NORTH CAROLINA	FG	3FG	FT	O-D-R	PF	TP	A	TOBS	S	MIN
Jawad Williams, f	9-13	2-5	0-0	1-7-8	1	20	0	0	1	23
Rashad McCants, f	7-11	2-3	1-2	2-4-6	1	17	4	3	1	28
Sean May, c	9-18	0-0	4-6	2-5-7	2	22	3	3	1	31
Raymond Felton, g	6-12	2-6	2-2	1-7-8	2	16	7	5	0	35
Jackie Manuel, g	0-1	0-0	0-0	2-1-3	5	0	0	0	0	11
Jesse Holley	0-1	0-1	0-0	0-1-1	0	0	0	0	0	1
Melvin Scott	0-2	0-2	4-4	0-2-2	1	4	0	0	0	16
Reyshawn Terry	1-2	0-1	0-0	0-0-0	0	2	0	0	0	3
Quentin Thomas	0-0	0-0	0-0	0-1-1	0	0	1	0	0	5
Charlie Everett	0-0	0-0	0-0	0-0-0	0	0	0	0	0	1
Wes Miller	0-0	0-0	0-0	0-0-0	0	0	0	0	0	1
Marvin Williams	1-6	0-1	0-0	1-7-8	3	2	1	1	1	23
David Noel	2-5	0-1	0-3	3-1-4	2	4	2	1	2	21
C.J. Hooker	0-0	0-0	0-0	0-0-0	0	0	0	0	0	1
Team				1-2-3						
<b>TOTALS</b>	<b>35-71</b>	<b>6-20</b>	<b>11-17</b>	<b>13-38</b>	<b>51</b>	<b>17</b>	<b>87</b>	<b>18</b>	<b>13</b>	<b>200</b>

Halftime: Michigan State 38-33

Officials: Bob Donato, Reggie Greenwood, Randy McCall Attendance: 47,754



ABOVE LEFT: Edward Jones Stadium was home to the 2005 Final Four. ABOVE: The 2005 Final Four was Tom Izzo's fourth. BELOW (FROM LEFT-RIGHT): Shannon Brown scored 15 points against the Tar Heels. Maurice Ager led all scorers with 24 points. Paul Davis grabbed a game-high 15 rebounds vs. UNC. Kelvin Torbert led MSU with six assists vs. UNC.







## 2009 FINAL FOUR

SPARTANS



Having finally reached Detroit, the Spartans were pitted against another No. 1 seed from the BIG EAST Conference, Connecticut. Michigan State made an early statement, jumping out to a 9-2 lead and took a two-point lead into halftime. MSU slowly pulled away in the second half, extending the lead up to 11 in the final four minutes. The Huskies made a last-ditch effort and pulled to within three points in the final 70 seconds, but the Spartans held on for an 82-73 victory.

In the National Championship game, MSU faced its third No. 1 seed of the tournament, North Carolina. The Tar Heels jumped on the Spartans early. MSU attempted to rally in the second half, but eventually fell, 89-72. Sutton closed out his career with a 17-point, 11-rebound effort, earning a spot on the All-Tournament Team, while Lucas also earned a spot on the team, averaging 17.5 points and six assists in the Final Four.



## NATIONAL SEMIFINAL

## NO. 2 MICHIGAN STATE 82 - NO. 1 CONNECTICUT 73

April 4, 2009 - Detroit, Mich.

MICHIGAN STATE	FG	3FG	FT	O-D-R	PF	TP	A	TOBS	S	MIN	
Raymar Morgan, f 7-13	0-0	0-0	4-6	3-6-9	3	18	1	0	0	5	30
Delvon Roe, f	2-4	0-0	0-0	4-4-8	2	4	0	0	2	0	21
Goran Sutton, c	2-5	0-1	0-0	2-5-7	4	4	2	3	1	2	28
Kalin Lucas, g	7-15	3-6	4-6	0-2-2	1	21	5	3	0	0	33
Travis Walton, g	1-6	0-0	0-0	0-0-0	3	2	8	0	0	2	23
Idong Ibok	0-0	0-0	0-0	1-1-2	3	0	0	1	0	0	6
Chris Allen	1-6	0-2	0-0	1-1-2	2	0	1	0	0	0	9
Durrell Summers	4-9	1-5	1-1	3-3-6	2	10	1	1	0	1	23
Draymond Green	3-4	0-0	2-4	1-1-2	5	8	1	1	0	1	12
Korie Lucious	3-8	2-5	3-3	0-0-0	0	11	0	0	0	0	9
Marquise Gray	1-2	0-0	0-0	1-1-2	1	2	0	1	0	0	6
Team				2-0-2							
TOTALS	31-72	6-19	14-20	18-24	42	25	82	18	11	3	111

CONNECTICUT	FG	3FG	FT	O-D-R	PF	TP	A	TOBS	S	MIN	
Jeff Adrien, f	5-10	0-0	3-7	3-4-7	2	13	1	2	2	0	32
Stanley Robinson, f	5-6	1-1	4-4	3-10-13	3	15	0	5	2	0	31
Hasheem Thabeet, c	6-13	0-0	5-7	3-3-6	3	17	1	1	2	1	36
A.J. Price, g	5-20	1-3	4-4	1-3-6	3	15	1	2	0	2	32
Craig Austrie, g	2-4	0-2	2-2	2-1-3	2	6	2	1	0	0	37
Donnell Beverly	0-0	0-0	0-0	0-0-0	0	0	0	0	0	0	2
Kemba Walker	1-5	0-0	3-9	1-1-2	4	5	2	4	0	1	20
Gavin Edwards	1-1	0-0	0-0	2-2-4	1	2	1	1	1	1	10
Team				1-0-1							
TOTALS	25-59	2-6	21-33	16-26-42	18	73	8	16	7	5	200

Halftime: Michigan State 38-36

Officials: John Cahill, Leslie Jones, Michael Stuart Attendance: 72,456

The Spartans entered the 2009 NCAA Tournament coming off a great regularseason, capturing the Big Ten title with a 15-3 league mark and earning a No. 2 seed in the Midwest Regional. MSU opened the tournament with a dominating 77-62 victory over Robert Morris. In the second round, Travis Walton scored a career-high 18 points to push MSU past a talented USC squad, 74-69.

In the Regional Semifinal, the Spartans trailed Kansas by as many as 13 points in the first half, but rallied in the second half. A crucial three-point play by Kalin Lucas in the final minute broke a 60-60 tie and gave MSU a 67-62 victory. Standing between Michigan State and a trip to the Final Four was the tournament's overall No. 1 seed Louisville. Neither team led by more than three points in the first half. Leading 37-36 in the second, MSU went on a 21-7 run to take control of the contest. The Spartans held Louisville to just 38.3 percent shooting from the field. Midwest Regional Most Outstanding Player Goran Sutton recorded 19 points and 10 rebounds against the Cardinals.

Having finally reached Detroit, the Spartans were pitted against



ABOVE LEFT: Goran Sutton and Travis Walton guided MSU to the championship game. ABOVE RIGHT: Durrell Summers shook Ford Field with his dunk over UCONN's Stanley Robinson.

## NATIONAL CHAMPIONSHIP

## NO. 1 NORTH CAROLINA 89 - NO. 1 MICHIGAN STATE 72

April 6, 2009 - Detroit, Mich.

MICHIGAN STATE	FG	3FG	FT	O-D-R	PF	TP	A	TOBS	S	MIN	
Raymar Morgan, f	1-2	0-0	2-2	1-0-1	5	4	0	1	0	19	
Delvon Roe, f	1-1	0-0	0-1	2-6-8	3	2	0	1	1	0	17
Goran Sutton, c	7-10	3-4	0-0	3-8-11	3	17	0	3	2	0	31
Kalin Lucas, g	4-12	0-1	6-8	0-0-0	2	14	7	6	0	0	35
Travis Walton, g	0-2	0-0	2-2	0-1-1	3	2	3	4	0	0	24
Idong Ibok	0-0	0-0	0-0	0-1-1	0	0	0	0	0	0	1
Chris Allen	0-8	0-7	3-5	1-0-1	2	3	1	0	0	0	17
Austin Thornton	0-1	0-0	2-2	0-3-3	1	2	0	0	0	0	3
Durrell Summers	4-10	2-6	3-4	2-3-5	1	13	2	2	1	0	21
Isaiah Dahlan	1-1	0-0	0-0	1-0-1	0	2	0	0	0	0	1
Draymond Green	2-2	0-0	3-5	2-5-7	3	7	0	2	0	1	12
Jon Crandell	0-0	0-0	0-0	0-0-0	0	0	0	0	0	0	1
Korie Lucious	2-5	2-5	0-0	0-0-0	3	6	0	2	0	0	14
Tom Herzog	0-0	0-0	0-0	0-0-0	0	0	0	0	1	0	1
Marquise Gray	0-1	0-0	0-0	1-0-1	2	0	0	0	0	0	3
Team				0-2-2							

NORTH CAROLINA	FG	3FG	FT	O-D-R	PF	TP	A	TOBS	S	MIN	
Deon Thompson, f	3-8	0-0	3-4	0-3-3	4	9	0	2	0	0	23
Tyler Hansbrough, f	6-14	0-2	6-10	1-6-7	3	18	2	2	0	0	34
Ty Lawson, g	3-10	0-15	0-18	0-4-4	0	21	6	1	0	8	37
Danny Green, g	2-4	2-3	0-0	2-1-3	5	6	4	2	0	1	24
Wayne Ellington, g	7-12	3-3	2-2	2-2-4	2	19	0	0	0	0	35
Marc Campbell	0-1	0-0	0-0	0-1-1	0	0	0	0	0	0	1
Bobby Frasor	1-2	0-1	0-0	1-0-1	3	2	1	0	0	0	23
Larry Drew II	0-0	0-0	0-0	0-0-0	0	0	0	0	0	0	4
J.B. Tanner	0-0	0-0	0-0	0-0-0	0	0	0	0	0	0	1
Justin Watts	1-2	0-0	0-0	1-0-1	0	2	0	0	0	0	1
Ed Davis	5-7	0-0	1-4	2-6-8	4	11	0	0	0	0	14
Patrick Moody	0-0	0-0	0-0	0-0-0	0	0	0	0	0	0	1
Mike Copeland	0-0	0-0	0-0	0-0-0	0	0	0	0	0	0	1
Tyler Zeller	0-0	0-0	1-2	0-1-1	1	1	0	0	0	0	1
Team	2-0-2										
TOTALS	28-61	5-12	28-40	11-24	35	22	89	13	7	0	200

Halftime: North Carolina 55-34

Officials: Tom O'Neill, Curtis Shaw, Tony Greene Attendance: 72,922





## 2010 FINAL FOUR

For the second time in six years, Michigan State advanced to the Final Four as the No. 5 seed. The Spartans opened the tournament against New Mexico State. The Spartans led by 16 points in the first half, but NMSU fought back to tie the game in the second half. MSU's defense then forced nine straight misses and the Spartans hit enough free throws to claim a 70-67 victory.

In the second round, MSU faced Maryland. Kalin Lucas suffered a season-ending injury in the first half, but the Spartans still led by 16 points midway through the second half. Of the game's six lead changes, four came in the final 40 seconds. Greivis Vasquez gave Maryland an 83-82 lead with six seconds left. Draymond Green then hustled the ball up court, passing the ball to Korie Lucious at the top of the key, who then nailed the buzzer-beating 3-pointer setting off a wild celebration.

Appearing in their third-straight Sweet 16, the Spartans faced a Northern Iowa team that had just knocked off No. 1 seed Kansas. MSU trailed by four at the half, but once again used strong second-half defense to emerge with a win, holding UNI without a field goal over the final 10:20 of the contest in a 59-52 MSU victory.

Tennessee stood between MSU and a second-straight trip to the Final Four. It started out as an offensive battle, as the game was tied 16-16 just over five minutes in, but turned into a test of defense down the stretch. Durrell Summers hit a 3-pointer with 2:47 left to give MSU a 69-66 lead. But after two Spartan misses and a missed front end of a 1-and-1, Tennessee had the ball in the final seconds with a chance to take the lead. With 11 seconds left, Scotty Hopson was fouled and went to the foul line with UT trailing 69-68. Hopson hit the first but missed the second. Lucious corralled the miss and pushed the ball up court. He passed to Green, who found Raymar Morgan open underneath the basket. Morgan was fouled and made the first free throw to send MSU to the Final Four.

At the Final Four at Lucas Oil Stadium, MSU faced a hometown Butler squad. The Spartans struggled through an off-shooting night, hitting 42.9 percent from the floor and 55.6 percent from the foul line. Butler shot just 30.6 percent from the floor, but connected on 17-of-24 free throws. MSU had the ball down just one point in the final seconds. The ending was somewhat controversial as Green appeared to be fouled on his jumper from the lane, but no call was made, and the Bulldogs hit free throws to secure a 52-50 victory.



## NATIONAL SEMIFINAL

## NO. 5 BUTLER 52 - NO. 5 MICHIGAN STATE 50

April 3, 2010 - Indianapolis, Ind.

MICHIGAN STATE	FG	3FG	FT	O-D-R	PF	TP	A	T	BS	S	MIN
Raymar Morgan, f	2-7	0-1	0-2	1-4-5	4	4	1	1	1	1	23
Delvon Roe, f	2-5	0-0	0-0	1-3-4	4	4	2	3	1	0	24
Derrick Nix, c	0-0	0-0	0-0	1-0-1	0	0	1	0	0	0	5
Durrell Summers, g	6-12	1-3	1-2	2-8-10	1	14	0	2	0	0	38
Korie Lucious, g	3-6	3-6	3-4	0-2-2	2	12	4	5	0	1	38
Chris Allen	0-0	0-0	0-0	0-0-0	3	0	0	3	0	0	16
Austin Thornton	0-1	0-0	0-0	0-1-1	1	0	1	0	0	0	12
Mike Kebler	0-1	0-0	0-0	1-3-4	0	0	1	0	0	0	7
Draymond Green	4-9	0-1	4-8	0-6-6	5	12	1	1	2	1	29
Garrick Sherman	1-1	0-0	2-2	0-1-1	1	4	0	1	0	0	8
Team				2-0-2							
<b>TOTALS</b>	<b>18-42</b>	<b>4-11</b>	<b>10-18</b>	<b>8-28-36</b>	<b>21</b>	<b>50</b>	<b>11</b>	<b>16</b>	<b>4</b>	<b>3</b>	<b>200</b>

BUTLER	FG	3FG	FT	O-D-R	PF	TP	A	T	BS	S	MIN
Gordon Hayward, f	6-14	3-8	4-6	0-9-9	2	19	0	4	2	2	39
Willie Veasley, f	2-6	0-3	2-2	4-1-5	3	6	0	1	0	4	35
Matt Howard, g	1-7	0-0	2-3	2-0-2	4	4	0	1	0	1	15
Shelvin Mack, g	5-9	2-4	2-3	0-2-2	0	14	1	1	0	1	25
Ronald Nored, g	0-4	0-0	5-6	1-5-6	4	5	2	1	0	3	38
Shawn Vanzant	0-0	0-0	1-2	1-3-4	2	1	2	0	0	0	18
Zach Hahn	0-3	0-3	0-0	0-0-0	1	0	0	0	0	0	9
Avery Jukes	1-6	0-3	0-0	1-0-1	1	2	0	0	0	1	18
Andrew Smith	0-0	0-0	1-2	1-0-1	0	1	0	0	0	0	3
Team				1-1-2							
<b>TOTALS</b>	<b>15-49</b>	<b>5-21</b>	<b>17-24</b>	<b>11-21-32</b>	<b>17</b>	<b>52</b>	<b>5</b>	<b>8</b>	<b>2</b>	<b>12</b>	<b>200</b>

Halftime: Tied 28-28

Officials: Jamie Luckie, Leslie Jones, Michael Stuart Attendance: 71,298



TOP: MSU made its sixth Final Four appearance in the last 12 seasons. ABOVE LEFT: Midwest Regional Most Outstanding Player Durrell Summers led MSU with a double-double against Butler. ABOVE MIDDLE: Not only did Draymond Green score 12 points against the Bulldogs, he added some strong defense, recording two blocks. ABOVE RIGHT: Raymar Morgan appeared in two Final Fours as a Spartan.



## 2015 FINAL FOUR

SPARTANS



## NATIONAL SEMIFINAL

## NO. 1 DUKE 81 - NO. 7 MICHIGAN STATE 61

April 4, 2015 - Indianapolis, Ind.

MICHIGAN STATE	FG	3FG	FT	O-D-R	PF	TP	A TO BS	S	MIN
Branden Dawson, f	5-12	0-0	2-5	3-4-7	4	12	0 5 2	2	30
Gavin Schilling, f	0-0	0-0	0-0	2-0-2	4	0	0 0 0	0	12
Lourawls Nairn Jr., g	0-3	0-0	2-2	0-1-1	3	2	5 0 0	0	19
Travis Trice, g	6-13	2-7	2-3	1-1-2	3	16	5 3 0	0	35
Denzel Valentine, g	7-11	5-9	3-4	1-10-11	1	22	0 2 0	0	37
Marvin Clark Jr.	0-2	0-0	1-2	0-1-1	4	1	0 2 0	0	10
Alvin Ellis III	0-2	0-1	0-0	0-0-0	0	0	0 1 0	0	11
Bryn Forbes	0-4	0-3	0-0	0-1-1	3	0	0 0 0	0	19
Matt Costello	3-5	0-0	0-0	1-2-3	4	6	0 0 1	0	15
Trevor Bohnhoff	0-0	0-0	0-0	0-0-0	0	0	0 0 0	0	1
Keenan Wetzel	0-1	0-0	0-0	0-0-0	0	0	0 0 0	0	1
Colby Wollenman	1-2	0-0	0-0	0-3-3	2	2	0 1 0	0	10
Team				1-1-2					
<b>TOTALS</b>	<b>22-55</b>	<b>7-20</b>	<b>10-16</b>	<b>9-24-33</b>	<b>28</b>	<b>61</b>	<b>10 14 3</b>	<b>4</b>	<b>200</b>

DUKE	FG	3FG	FT	O-D-R	PF	TP	A TO BS	S	MIN
Justise Winslow, f	5-7	0-0	9-11	1-8-9	3	19	2 2 0	2	29
Jahlil Okafor, c	7-11	0-0	4-7	3-3-6	2	18	0 2 2	2	30
Quinn Cook, g	6-12	1-3	4-4	0-2-2	3	17	2 0 0	1	35
Tyus Jones, g	3-8	1-3	2-3	0-2-2	2	9	4 1 1	2	38
Matt Jones, g	3-6	0-2	1-2	0-2-2	1	7	2 1 0	2	28
Grayson Allen	2-6	0-2	5-6	1-4-5	3	9	0 1 0	0	17
Amile Jefferson	0-0	0-0	1-2	2-5-7	3	1	0 1 0	0	11
Marshall Plumlee	0-0	0-0	1-2	0-3-3	1	1	0 0 1	0	10
Sean Kelly	0-0	0-0	0-0	0-0-0	0	0	0 0 0	0	1
Nick Pagliuca	0-0	0-0	0-0	0-0-0	0	0	0 0 0	0	1
Team				0-0-0					
<b>TOTALS</b>	<b>26-50</b>	<b>2-10</b>	<b>27-37</b>	<b>7-29-36</b>	<b>18</b>	<b>81</b>	<b>10 8 4</b>	<b>9</b>	<b>200</b>

Halftime: Duke 36-25

Officials: Pat Adams, Bryan Kersey, Mike Eades

Attendance: 72,238


sealed the 76-70 overtime win for the Spartans. MSU's defense held Louisville to just six field goals after the half. Trice scored a team-high 17 points to earn East Regional MVP honors, while Valentine was named to the All-Tournament Team.

In the National Semifinal, MSU made its first five shots, including four 3-pointers, in sprinting out to a 14-6 lead, but eventual National Champion Duke battled back and held a 36-25 lead at the half en route to an 81-61 victory. Valentine led MSU with 22 points and 11 rebounds, including hitting five 3-pointers.



FAR LEFT: Branden Dawson closed his career with 12 points and seven rebounds. LEFT: Denzel Valentine knocked down five 3-pointers while scoring a game-high 22 points. RIGHT: East Regional MOP Travis Trice scored 16 points vs. Duke.





**MICHIGAN STATE**



**MEDIA INFORMATION**







## BOARD OF TRUSTEES



**JOEL I. FERGUSON**  
Chairman • Lansing



**MITCH LYONS**  
Vice Chairman • Rockford



**BRIAN BRESLIN**  
Alto



**DIANNE BYRUM**  
Onondaga



**MELANIE FOSTER**  
East Lansing



**BRIAN MOSALLAM**  
Dearborn



**GEORGE PERLES**  
East Lansing



**DIANN WOODARD**  
Brownstown Township

For biographical information, visit <http://trustees.msu.edu>

## PRESIDENT LOU ANNA K. SIMON, PH.D.



Lou Anna K. Simon, the 20th president of Michigan State University, leads the university's work to advance the common good in Michigan and around the world. An MSU graduate, she began her career at Michigan State after earning her doctorate in 1974. From there, she moved into a variety of administrative roles, including assistant provost for general academic administration, associate provost, and provost and vice president for academic affairs. The MSU Board of Trustees appointed her president in January 2005.

As president, Simon has engaged Michigan State in a strategic and transformative journey to adapt the principles of the land-grant tradition to 21st-century challenges. She has expanded MSU's reach in the state and around the world by focusing the university's strengths on solutions that enhance and protect quality of life: clean and affordable energy, access to education, safe and plentiful food, and health care.

Simon's key initiatives, particularly in economic development and international engagement, reflect her commitment to applying knowledge to benefit society and further the global common good. Simon is a member of the American Council on Education and the Council on Competitiveness, a nonpartisan, nongovernmental organization working to ensure U.S. prosperity. She serves as chair of the National Security Higher Education Advisory Board, a group of presidents and chancellors of several prominent U.S. universities that consults regularly with national agencies responsible for security, intelligence, and law enforcement. She also serves on the National Collegiate Athletic Association Board

of Governors and is vice chair of the Association of American Universities.

Simon's resolute commitment to advancing Michigan's economic future has been a hallmark of her presidency. She serves on the board of directors of Business Leaders for Michigan and the Detroit Branch of the Federal Reserve Bank of Chicago and is an advisory committee member of the Detroit Innovation District, which promotes small business growth and job creation in the city. In the area of international engagement, Simon is a member of the executive committee of the Partnership to Cut Hunger and Poverty in Africa.

Research at Michigan State University reflects Simon's commitment to advancing knowledge and discovery to improve quality of life. Under her leadership, MSU has expanded its research in, among other areas, bio-fuels and green energy, medicine and medical technology, physics and rare isotopes, safe water, and agriculture to address world hunger. With the support of external funding now exceeding \$500 million annually, Simon is helping ensure that MSU makes a significant positive difference locally and globally.





## ATHLETICS DIRECTOR MARK HOLLIS



This is the vision Michigan State Athletics Director Mark Hollis has for Spartan Athletics. Hollis, who was named the 2012 Athletic Director of the Year by Street & Smith's SportsBusiness Journal/Daily, is in his eighth year leading the MSU Athletics Department. He officially assumed the role of MSU's 18th athletics director on Jan. 1, 2008, succeeding Ron Mason.

Hollis has more than 25 years of athletics administration experience, either at the school or conference level. His well-rounded background has led to his knowledge of all areas within an athletics department, including marketing, financial administration, television negotiations, fund-raising, game operations, facility management, personnel policy, corporate interaction, sports management and public relations.

A 1985 MSU graduate, Hollis returned to his alma mater in 1995 as the associate athletics director for external relations. Since then, he has been a critical component of the athletic department executive management staff, helping guide the department through short- and long-range plans. In addition, Hollis, who has been a member of the NCAA Division I Men's Basketball Committee since 2012, was named vice chair for the 2015-16 season and chair of the committee for the 2016-17 academic year. He also was a former chair of the NCAA Division I Amateurism Cabinet and a former member of the NCAA's Men's Basketball Issues Committee.

Since his official appointment as athletics director began in 2008, Hollis has led one of the most successful periods in the history of Michigan State athletics. The Spartans have won one national championship (2014 women's cross country) and 27 Big

***"We gather and engage our community to teach, support and celebrate our student-athletes in their quest for excellence."***

Ten Championships (regular season and tournament), appeared in three Final Fours and seven bowl games, and own seven top-40 finishes in the Learfield Sports Directors' Cup. In addition, during Hollis' tenure as an administrator at MSU, the Spartans have appeared in 18 consecutive men's basketball NCAA Tournaments – tied for the longest streak in Big Ten history and the third-longest active streak in the nation – and seven Final Fours. The football team is the only program to win a Bowl Championship Series game during the 2013 season (2014 Rose Bowl over Stanford) and a New Year's Six Game during the 2014 season (2015 Cotton Bowl over Baylor).

Hollis is credited with developing some of college athletics' most innovative events. It was his vision that led to Michigan State playing North Carolina in November 2011 in the first basketball game to be played on the flight deck of an aircraft carrier. In 2003, Hollis was the architect of the "BasketBowl," which established a then-world record crowd of 78,129 who witnessed the Michigan State-Kentucky game at Detroit's Ford Field. The concept, which involves placing the court in the center of a football stadium, has been used at the last seven NCAA Final Fours. In 2001, Hollis helped mastermind the Michigan State-Michigan outdoor hockey game that attracted a then world-record crowd of 74,554 in Spartan Stadium. His ingenuity and experience in intercollegiate athletics led to his induction into the National Association of Collegiate Marketing Administrators (NACMA) Hall of Fame in June 2015.

Future events Hollis designed include a 16-team men's college basketball tournament with Nike-sponsored schools in Portland, Oregon, in November 2017 to celebrate Nike President Phil Knight's 80th birthday, and a four-team, round-robin men's college basketball barnstorming tour in December 2018 featuring MSU, Florida, North Carolina and Texas in New York, Chicago and Los Angeles.

In June 2015, Hollis was named the recipient of the National Football Foundation John L. Toner Award, which is presented annually to an athletics director who has demonstrated superior administrative abilities and shown outstanding dedication to college athletics and particularly college football. Hollis will be officially honored at the 58th

NFF Annual Awards Dinner on Dec. 8, 2015, at the Waldorf Astoria in New York City.

Michigan State had another banner year in 2014-15, as the women's cross country team captured the first-ever women's NCAA Championship in school history, the men's basketball team advanced to the Final Four, the football team defeated No. 4 Baylor in the Cotton Bowl Classic, and long distance runner Leah O'Connor captured an individual national championship in track (indoor mile). The women's cross country team also won its second-straight Big Ten Championship and the women's track and field team won its first outdoor Big Ten title since 1982. The football team extended a school record and tied a Big Ten record with its fourth-consecutive bowl win and finished the season with an 11-2 record and a No. 5 ranking in both of the national polls. It marked the first time since 1965-66 that the Spartans finished with a top-five ranking in back-to-back years (No. 3 in 2013). In addition, the men's soccer team advanced to the NCAA Elite Eight for the second-consecutive season, the volleyball team earned a bid to the NCAA Tournament for the fourth year in a row, and the men's cross country team placed 24th at the NCAA Championships. The Spartans closed the fall season ranked No. 5 in the Learfield Sports Directors' Cup standings. Men's basketball not only reached the NCAA Tournament for the 18th straight year, tying a Big Ten record, it made a run to the Final Four for the ninth time in school history after topping Louisville in the East Regional Championship. In addition to winning the Big Ten outdoor title, the women's track and field team posted Top 25 finishes at the NCAA Indoor (24th) and Outdoor (20th) Championships. The gymnastics team also advanced to postseason competition, earning a berth in the NCAA Regionals for the first time since 2012. Michigan State finished 34th in the final 2014-15 Learfield Sports Directors' Cup standings.

During Hollis' tenure, Michigan State student-athletes have excelled not only in competition, but in the classroom as well. For nine consecutive semesters, Spartan student-athletes have posted better than a 3.0 cumulative grade-point average. Nearly 400 student-athletes (378) posted a cumulative GPA above 3.0 in the spring semester of 2015, marking the



## ATHLETICS DIRECTOR MARK HOLLIS

**SPARTANS.**

highest total in the history of the department for the spring, and a record 18 teams also reached that mark. The spring semester of 2015 also saw Spartan student-athletes compile the highest cumulative grade-point average in program history at 3.0791. Additionally, 271 student-athletes earned Academic All-Big Ten honors throughout the 2014-15 academic year, including 78 Big Ten Distinguished Scholars (min. 3.7 GPA).

Spartan athletic facilities have been upgraded at an unprecedented rate the past decade – including more than \$100 million at Spartan Stadium – and will only continue to improve under Hollis. A \$24.5 million project to the north end of Spartan Stadium was completed in August 2014 that features a two-story, 50,000-square-foot addition as well as an entrance plaza, renovated gates, and additional restrooms and concessions. The building includes new locker rooms for teams, coaches and officials, a media center, and an engagement center for all varsity sports. Former All-America offensive lineman Flozell Adams provided a leadership gift of \$1.5 million for MSU's new locker room, which is named in honor of his later mother, Rachel Adams. Prior to the 2012 season, \$10 million scoreboards, totaling 13,300-square-feet, were installed in the north and south end zones, giving MSU one of the top video board systems in the nation.

The Spartans moved into one of the nation's finest football facilities in August 2008, as a \$15 million expansion and renovation project for the Duffy Daugherty Football Building was completed. MSU alumni Robert and Julie Skandalaris of Bloomfield Hills, Michigan, donated \$5 million as the lead gift for the facility expansion and upgrade. The Skandalaris Football Center includes team, staff and position meeting rooms, coaches' offices and a hall of history. In addition, an expanded weight room was finished in September 2008 that increased the facility in size from 9,000 to 16,500-square feet. In the summer of 2015, the Spartans opened a renovated locker room in addition to a new state-of-the-art sports medicine and athletic training room in the Skandalaris Football Center.

Also in 2008, the men's and women's soccer programs opened DeMartin Stadium, a 2,500-seat facility that enables MSU to host conference and national tournaments. The baseball program played its inaugural season in McLane Baseball Stadium in 2009 following a \$4 million donation to the 2,500-seat ballpark by former Houston Astros owner Drayton McLane Jr.

In 2011, with the help of a \$1 million gift by alumnus Ambassador Peter F. Secchia – the largest cash (outright) gift received by an MSU women's intercollegiate sports program – Secchia Stadium, a 1,100-seat facility located at Old College Field, opened for the softball program. Multi-million dollar renovation projects at Munn Ice Arena and the Berkowitz Basketball Complex are also ongoing.

Fueled by six Big Ten Championships (regular season and tournament), which tied the department record, Michigan State placed 29th in the 2013-14 Directors' Cup standings, tied for the fourth best in department history and second highest under Hollis. Led by the Big Ten and Rose Bowl Championship football team, the Spartans closed the fall season at No. 2 in the Directors' Cup. MSU won a school-record 13 games, finished No. 3 in both national polls, defeated No. 5 Stanford in the 100th Rose Bowl Game, and topped No. 2 Ohio State in the Big Ten Championship Game. In addition to winning the Big Ten Tournament, field hockey advanced to the Elite Eight, along with men's soccer, and volleyball reached the regional round of the NCAA Tournament for the second year in a row. MSU maintained its excellence in women's cross country and women's golf, as both programs captured their third Big Ten title in four years. On the hardwood, men's basketball won its fourth Big Ten Tournament title and reached the Elite Eight, while the women's team claimed its second Big Ten regular-season championship in four years and received its sixth-consecutive NCAA bid. Individually, O'Connor won her first national championship by taking first in the 3,000-meter steeplechase.

One of Hollis' major goals upon becoming athletics director was accomplished in 2010 when he unveiled the new brand and identity program for the athletics department. All of Michigan State's uniforms now incorporate consistent use of colors, logos, lettering and numerals along with standardization for logos.

Hollis was named athletics director designate on Sept. 12, 2007, and teamed with Mason in the transition throughout the fall of 2007. Prior to his official appointment as athletics director, Hollis played a lead role in two significant head coaching searches during the 2006-07 year. He spearheaded the effort to hire Mark Dantonio as football coach, which has resulted in a school-record eight consecutive bowl appearances, two Big Ten Championships (2010, 2013) and a Rose Bowl Champion-

ship (2014). He also provided major assistance in the hiring of women's basketball coach Suzy Merchant in the spring of 2007, who led the Spartans to the Sweet 16 in 2009 and has brought MSU to six NCAA Tournaments. Hollis' first hire as athletics director arrived on July 2, 2008, when he tabbed Jake Boss Jr. to direct the Spartan baseball program; in just three seasons, Boss won a Big Ten title in 2011, the first for the program in 32 years, then followed in 2012 by guiding MSU to the NCAA Tournament.

Hollis was named the associate athletics director for external relations at Michigan State in November 1995. He coordinated marketing and promotions, community relations, special-event fundraising, sports information, ticket operations, spirit groups, broadcast services and corporate sponsorships. He received the National Marketer of the Year Award by NACMA in May 2002.

On Oct. 13, 2005, Michigan State University and WJR - 760 AM announced a five-year agreement to carry Spartan football and men's basketball games, along with coaches' radio shows. The successful partnership led to the announcement on Jan. 19, 2010, of a 10-year extension through 2020. Hollis played a leading role in finding MSU athletics a home on the 50,000-watt Detroit radio station, known as the "Great Voice of the Great Lakes." The agreement has benefited more than just athletics, as WJR regularly promotes the academic accomplishments of the university in addition to broadcasting sporting events.

Prior to returning to Michigan State, Hollis spent two years at the University of Pittsburgh as assistant and associate athletic director. Before his stint at Pitt, Hollis worked for the Western Athletic Conference. He joined the WAC as an administrative assistant immediately after college. Two years later, he was appointed assistant to the commissioner and soon thereafter was promoted to assistant commissioner.

Hollis earned his Bachelor of Arts degree in communication from Michigan State in 1985, where he served as a basketball team manager under Jud Heathcote. In 1992, he earned his MBA in business administration from the University of Colorado. He and his wife Nancy, have a daughter, Katy, and two sons, T.R. and Michael.

For Hollis' complete bio, visit [http://www.msuspartans.com/genrel/hollis\\_mark00.html](http://www.msuspartans.com/genrel/hollis_mark00.html)



BRESLIN CENTER INFORMATION

The Jack Breslin Student Events Center, one of the premier facilities in the country, serves as home to the Michigan State Spartans. Opened in November of 1989, it seats 14,797 for basketball.

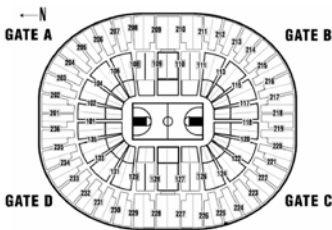
The \$43-million facility is named in honor of "Mr. MSU," Jack Breslin, who prior to his death in August of 1988, was a senior consultant to former MSU President Dr. John DiBaggio. Breslin was the captain and most valuable player of the 1945 football team. He also earned varsity letters in baseball and basketball and was the 1946 senior class president. He worked for the university for more than 30 years, serving since 1969 as vice president for administration and public affairs before retiring in 1986.

Over the last few seasons, Breslin Center has undergone some significant changes. In summer of 2011, an LED video board and fascia ribbon board were installed. In 2014, new LED lights were installed, providing an enhanced viewing experience for fans, as well as increasing energy efficiency.

*\* Twenty of the 21 NCAA Champions since 1995 have played a game at the Breslin Center during Tom Izzo's head coaching career.*

*\* From 1998-2002, the Spartans won 53 straight games at the Breslin Center establishing a Big Ten record.*

*\* Entering the 2015-16 season, the Spartans are 277-39(.877) at Breslin Center under Tom Izzo.*



BRESLIN CENTER YEAR-BY-YEAR

Year	Overall			Big Ten		Total	Average
	W-L	Pct.		W-L	Pct.	Attendance	
1989-90	14-2	.875		8-1	.889	237,720	14,858
1990-91	12-2	.857		7-2	.778	209,066	14,933
1991-92	13-2	.867		7-2	.778	217,957	14,530
1992-93	9-5	.643		4-5	.444	207,423	14,816
1993-94	12-3	.800		7-2	.778	205,264	13,684
1994-95	14-1	.933		8-1	.889	236,627	14,789
1995-96	10-5	.667		6-3	.667	199,659	13,311
1996-97	13-4	.765		6-3	.667	222,858	13,109
1997-98	12-3	.800		7-1	.875	208,694	13,913
1998-99	14-0	1.000		8-0	1.000	204,272	14,591
1999-2000	14-0	1.000		8-0	1.000	205,226	14,659
2000-01	16-0	1.000		8-0	1.000	236,144	14,759
2001-02	15-2	.882		6-2	.750	250,903	14,759
2002-03	14-2	.875		8-0	1.000	236,144	14,759
2003-04	12-2	.857		7-1	.875	206,626	14,759
2004-05	14-1	.933		7-1	.875	221,385	14,759
2005-06	12-2	.857		6-2	.750	206,626	14,759
2006-07	18-1	.947		7-1	.875	280,421	14,759
2007-08	17-0	1.000		9-0	1.000	250,903	14,759
2008-09	12-2	.857		7-2	.778	206,626	14,759
2009-10	15-2	.882		7-2	.778	250,903	14,759
2010-11	12-3	.800		7-2	.778	221,955	14,797
2011-12	17-1	.944		8-1	.889	266,346	14,797
2012-13	16-1	.941		8-1	.889	251,549	14,797
2013-14	12-4	.750		6-3	.667	236,752	14,797
2014-15	12-4	.750		6-3	.667	236,752	14,797
Totals	351-54	.866		183-41	.817	5,914,801	14,605



## MEDIA INFORMATION

## SPARTANS.

**Working Facilities**

Michigan State's working facilities, with workspace and seating for writers and electronic media, are located courtside of the Jack Breslin Student Events Center and can be reached by the stairway from the ticket lobby entrance on the south end of the building. In addition, there is media seating on platform 113 on the concourse level. The media workroom is located on the mezzanine level of the Breslin Center. The photo workroom is located in room 40C, located at arena level across from the freight elevator in the tunnel.

**Press Credentials**

All requests for working press, photo and broadcast credentials for Michigan State's 2015-16 home basketball games should be submitted online. Please contact athletic communications office assistant Paulette Martis at (517) 355-2271 for the URL. Upon approval, all credentials will either be mailed out, held at the front desk of the Kellogg Center (located on Harrison Road between Michigan and Kalamazoo) or held at the media table located in the Breslin Center ticket office lobby.

**Radio & Television**

Origination for television is located at press row on the west side of the court. Production trucks can enter the facility through the tunnel at the south end of the building after contacting Rick Church at (517) 353-8608. School radio originations are located at the scorer's table. Due to a lack of courtside space, national radio broadcasts will originate from the mezzanine level.

**Photographers**

Photographers can work from either baseline while observing the limitation markings at the end of the floor. Floor spaces will be assigned for all games. The photo workroom is located in room 40C, located at arena level across from the freight elevator in the tunnel.

**Parking**

Windshield passes admitting cars to the arena parking lots may be purchased upon request and availability. Media parking will be in the Breslin Center lot, Jenison Field House, or the lot on the southwest corner of Kalamazoo Road and Harrison Road. Media should enter the Breslin Center parking lot from Harrison Road.

**Internet Access**

Wireless Internet is available for the working media in the Breslin Center media workroom and at courtside. The wireless password will be displayed in the media workroom. Ethernet connections are also available at selected seats in the media workroom.

**Services**

Programs, game notes and other relevant information will be supplied to working media. Box scores are provided after each half. Statistics, coaches' quotes and post-game notes are available after the game. Live stats will be available at [michiganstate.statbroadcast.com](http://michiganstate.statbroadcast.com).

**MSU On The Internet**

Visit the official Michigan State Athletics home page at [www.msuspartans.com](http://www.msuspartans.com). The latest Spartan basketball game notes can be found in PDF format. The site also offers up-to-date information on all of MSU's 25 varsity sports.

**Postgame Interviews**

Coach Izzo and the visiting head coach will hold a press conference following the game in the media workroom. MSU players will be made available to the media following the game in the Spartan locker room.

**Pro Scouts**

Due to space constraints, MSU does not provide media seating for professional scouts. However, scouts may secure single-game tickets for Spartan home games through the MSU Basketball Office at (517) 355-1643. In addition, scouts will be provided game notes, stats, box scores and rosters on request.

**Press Conference**

A weekly press conference with coach Tom Izzo and women's basketball coach Suzy Merchant is held during the season on Mondays at 11:30 a.m. Contact the athletic communications office for the location.

**Interviews**

Media wishing to set up appointments with Tom Izzo should contact men's basketball SID Matt Larson. Mornings are Izzo's best time for interviews. All interviews with players must be arranged through the athletic communications office. No interviews may be conducted with a Spartan player on the day of a game. Player interviews are arranged post-practice on selected days.

**NCAA Credentials**

According to NCAA regulations, media wishing to be credentialed for the 2016 NCAA Tournament through Michigan State must attend 90 percent of Spartan home games.

**ATHLETIC COMMUNICATIONS**

Breslin Center, Room Z-22, 534 Birch Road

East Lansing, Mich. 48824-1003

Phone: (517) 355-2271



**JOHN LEWANDOWSKI**  
Assoc. A.D./Communication  
[lewski@ath.msu.edu](mailto:lewski@ath.msu.edu)



**MATT LARSON**  
New Media Director  
Men's Basketball Contact  
[larson@ath.msu.edu](mailto:larson@ath.msu.edu)

Jamie Baldwin - Ath. Comm. Dir.  
Ben Phlegar - Asst. Dir.  
Kara Fisher - Asst. Dir.  
Jeff Barnes - Asst. Dir.  
Bob Armstrong - Video Prod.  
Nick Baker - Video Prod.

Justin Garant - Video Prod.  
Jake Huber - Video Prod.  
Ryan McPhail - Video Prod.  
Paulette Martis - Office Asst.  
Jonathan Hevron - Intern  
Jacqueline Rhine - Intern

MICHIGAN STATE  
BASKETBALL

**MSUSpartans.com**



**@msu\_basketball**



**MSUAthletics**



**@MichiganStateBasketball**



**MSUSpartanAthletics**





## SPARTAN SPORTS NETWORK



For the 16th-consecutive season, the Spartan Sports Network (Holt, Mich.) will produce and distribute basketball broadcasts on 34 affiliates throughout the state, including flagship stations WJIM Radio (AM 1240) and WMMQ (FM 94.9) in Lansing, WJR Radio (AM 760) in Detroit and WBBL Radio (FM 107.3) in Grand Rapids.

Providing commentary on Spartan radio broadcasts for the 30th straight year is the venerable Gus Ganakas. Ganakas is no stranger to MSU basketball fans, having retired in 2000 after 36 years of service to the University. Gus was the head coach of the Spartan program from 1969-70 through 1975-76 after serving as an assistant under John Benington the three previous years. From 1976-98, he served as assistant athletics director. From 1998-2000, Ganakas served as special assistant to head coach Tom Izzo, directing the activities surrounding MSU Basketball's Centennial in 1998-99.

Will Tieman is in his 14th straight season as the play-by-play voice of the Spartans in 2015-16 after serving in that capacity from 1992-96. A 2013 inductee into the Michigan Broadcasting Hall of Fame, he is also the 2012 recipient of the prestigious Ty Tyson award presented by the Detroit Sports Broadcasters Association. Tieman began his play-by-play career in 1970 as the voice of Miami (Ohio) University. His career has spanned radio and television, including sports director at CBS affiliate WLFJ-TV, 16 years of radio work from the Indianapolis Motor Speedway, host of the Big Ten conference series "This Week in College Basketball" and national broadcasts of numerous bowl games and college all-star events. Tieman hosts a daily three-minute radio series "Timeout with Tom Izzo" featuring MSU head men's basketball coach Tom Izzo. He has received six "Best Network Play-by-Play" awards from the Michigan Association of Broadcasters and served as president of the DSBA for two years. A longtime member of the United States Basketball Writers Association, Tieman hosts the radio broadcast of the Michigan Sports Hall of Fame induction ceremony.

Former Spartan Matt Steigenga is in his eighth year providing commentary. Steigenga was a four-year letterwinner at MSU, totaling 1,296 points in his Spartan career, ranking 24th in MSU history. He finished his career as MSU's all-time leader in blocks (97; now ranks seventh), and started 123 of the 124 games in which he played, ranking tied for third in MSU history in career games started.

In March 2015, the Spartan Sports Network became the most honored radio network in the state of Michigan at the Michigan Association of Broadcasters annual Broadcast Excellence Awards dinner for the eighth year in a row. SSN received 110 awards for its programming and two for commercial production, including "Best" for Spartan Basketball play-by-play.

The Spartan Sports Network reaches 100 percent of the state's population, covering the state's 10 largest markets.

## NETWORK AFFILIATES

Alma	WQBX-FM 104.9
	WFYC-AM 1280
Alpena	WKJZ-FM 94.9
Ann Arbor	WLBY-AM 1290
Bad Axe	WLEW-AM 1340
Battle Creek	WBCK-FM 95.3
Benton Harbor	WCSY-FM 103.7
Detroit	WJR-AM 760
Escanaba	WUPF-FM 107.3
Flint	WWCK-AM 1570
Gaylord	WMJZ-FM 101.5
Grand Haven	WGHN-FM 92.1
Grand Rapids	WBBL-FM 107.3
Greenville	WGLM-AM 1380
Hastings	WBCH-AM 1220
	WBCH-FM 100.1
Houghton Lake	WTWS-FM 92.1
Iron Mountain	WMIQ-AM 1450
Ishpeming	WUPG-FM 96.7
Jackson	WIBM-AM 1450
	WIBM-FM 101.9
Kalamazoo	WKZO-AM 590
Lansing	WJIM-AM 1240
	WMMQ-FM 94.9
Ludington/Manistee	WLDN-FM 98.7
Midland	WLUN-FM 100.9
Newberry	WMJT-FM 96.7
Ontonagon	WUPY-FM 101.1
Petoskey	WJML-AM 1110
	WJML-FM 94.9
Port Huron	WPHM-AM 1380
Saginaw	WILZ-FM 104.5
Tawas City	WQLB-FM 103.3
Traverse City	WCCW-FM 107.5
* Sirius/XM Radio	
* Streaming at <a href="http://www.spartansportsnetwork.com">www.spartansportsnetwork.com</a>	

## The Tom Izzo Show

The Spartan Sports Network will produce and distribute Tom Izzo's weekly radio show Monday nights from 7-8 p.m. The Spartan Sports Network, featuring 34 affiliates throughout the state, will broadcast the show from Reno's East (1310 Abbot Road) in East Lansing. Coach Izzo provides an in-depth look at the Michigan State basketball program, and is joined by host Will Tieman and analyst Gus Ganakas.

## Spartan Basketball All-Access

"Spartan Basketball All-Access" provides fans with a behind-the-scenes, inside look at the Michigan State men's basketball program. The show will take viewers into the film room, the practice court, the post-game locker room, and on the road with the Spartans. "Spartan Basketball All-Access" will debut Mondays on FOX Sports Detroit, with re-airs throughout the week. In 2012, "Spartan Basketball All-Access" earned an EMMY from The Michigan Chapter of the National Academy of Television Arts & Sciences (MI-NATAS) in the category of Sports Daily or Weekly Program for coverage of the Spartans return to Jenison Field House. Jacob Huber serves as producer/director.



# BIG

**Big Life. Big Stage. Big Ten.**

Since its inception in 1896, the pursuit and attainment of academic excellence has been a priority for every Big Ten member institution. But maintaining the conference's standard of competing at the highest level in athletics also endures as an important component of the Big Ten experience. Striking that balance between academics and athletics is integral to the Big Ten's identity. Recognized as one of intercollegiate sports' most successful undertakings, the Big Ten strives for success from its students not only on the field and in the classroom, but around the world as well.

## Premier Academic Institutions

The Committee on Institutional Cooperation (CIC) is an academic consortium of all 14 Big Ten universities and the University of Chicago, which is widely considered to be the model for effective and voluntary collaboration among top research universities.

Every CIC institution ranks among the top 78 universities in the nation according to the 2014 Academic Ranking of World Universities, including six in the top 25.

The Big Ten leads all conferences with more than 1,600 Academic All-Americans, including 45 honorees during the 2014-15 academic year.

CIC schools had over \$10 billion in 2013 funded research, \$4 billion more than any other conference.

## A History of Athletic Success

Big Ten schools earned 10 team national championships in 2014-15, breaking the previous conference single-season record of nine national titles in 1999-2000.

In the last two academic years, current Big Ten institutions have claimed 17 team national championships in 12 different sports.

Over the last 10 years, current Big Ten institutions have won 78 team national titles in 23 different sports, including at least seven in each of the last seven academic years.

## Broad-Based Programming

The Big Ten administers nearly \$200 million in direct financial aid to almost 9,500 students competing in intercollegiate athletics for more than 11,000 participation opportunities on 350 teams in 42 different sports.

The Big Ten sponsors 28 official conference sports, 14 for men and 14 for women, including the addition of men's ice hockey and men's and women's lacrosse the last two years.

The Big Ten leads the nation in total students competing in intercollegiate athletics and participation opportunities, and sponsors more official sports than all conferences other than the Ivy League.

Almost 1,400 Big Ten competitors have participated in the Olympics, winning more than 600 medals, including nearly 300 gold.

## Passionate Following

The Big Ten leads all conferences with 5.7 million alumni and nearly 580,000 students.

Each year more than 11 million patrons attend Big Ten home contests, as the conference leads the nation in attendance for men's basketball, hockey, volleyball and wrestling.

## Leaders In Innovation

Took part in the nation's first bowl game, winning the 1902 Rose Bowl Game, and signed an exclusive contract with the Tournament of Roses in 1946, making it the first bowl with permanent conference affiliations.

Awarded the first Big Ten Medal of Honor in 1915, honoring outstanding seniors who demonstrated excellence in academics and athletics.

Formed the Big Ten Advisory Commission in 1972, enlisting former students that competed in conference athletics to serve as liaisons to the NCAA's Diversity and Inclusion Department, the Big Ten Student-Athlete Advisory Commission and other organizations.

Became the first conference to voluntarily adopt male and female participation goals after launching its Gender Equity Action Plan in 1992.

Implemented the first collegiate football system of instant replay in 2004, which the NCAA approved for use among all conferences in 2006.

Launched the Big Ten Network (BTN) in 2007, the first national conference-owned television network.

Began partnering with the Ivy League to study the effects of head injuries in sports in 2012.

Accepted Johns Hopkins University as the conference's first sport affiliate members in men's and women's lacrosse in 2013 and 2015, respectively.

## Extensive Television Exposure

Through the Big Ten's media agreements with BTN, ABC/ESPN, CBS and FOX, nearly 1,400 Big Ten events are produced and distributed nationally and globally on an annual basis.

BTN is in more than 60 million homes across the United States and Canada. BTN2Go is BTN's digital extension, delivering live and on-demand programming to computers, smartphones and tablets. BTN Plus within BTN2Go streams hundreds of additional events each season.

## Community Involvement

For more than 25 years, through the Big Ten's SCORE (Success Comes Out of Reading Everyday) program, the conference has partnered with Chicago elementary schools to improve reading performance.

Surrounding the Big Ten Football Championship Game and Basketball Tournaments, the conference holds numerous community initiatives, such as the Big Ten Career Expo, Saturday of Service and Officiating and Youth Football Clinics. In addition, the Big Ten has hosted a downtown 5K, collaborated with a local breast cancer awareness group and provided unique event experiences for the Wounded Warrior Project.



BTN is the premier destination for college sports fans everywhere to immerse themselves in the Big Ten experience as the first internationally distributed network dedicated to covering America's most storied collegiate conference. BTN captures the Big Ten's passion and tradition with unparalleled coverage of over 1,000 sporting events each year, including football, basketball, Olympic sports and championship events and award-winning original programming, in-depth studio analysis and classic games. BTN is available on multiple platforms, including BTN2Go, BTN's digital extension delivering live games and on-demand programming to BTN customers via the web, smartphones, and tablets. BTN is the ultimate destination for Big Ten fans, alumni and sports lovers across the country.



## COMPOSITE SCHEDULE

## December

29 Michigan State at Iowa  
Purdue at Wisconsin  
30 Minnesota at Ohio State  
Michigan at Illinois  
Indiana at Rutgers  
Penn State at Maryland  
Northwestern at Nebraska

## January

2 Rutgers at Wisconsin  
Penn State at Michigan  
Michigan State at Minnesota  
Indiana at Nebraska  
Maryland at Northwestern  
Iowa at Purdue  
3 Illinois at Ohio State  
5 Wisconsin at Indiana  
Minnesota at Penn State  
Nebraska at Iowa  
6 Ohio State at Northwestern  
Rutgers at Maryland  
7 Michigan at Purdue  
Illinois at Michigan State  
9 Maryland at Wisconsin  
Nebraska at Rutgers  
Northwestern at Minnesota  
10 Ohio State at Indiana  
Purdue at Illinois  
Michigan State at Penn State  
12 Maryland at Michigan  
Minnesota at Nebraska  
Wisconsin at Northwestern  
13 Penn State at Purdue  
Rutgers at Ohio State  
14 Iowa at Michigan State  
16 Indiana at Minnesota  
Ohio State at Maryland  
Nebraska at Illinois  
Penn State at Northwestern  
17 Michigan State at Wisconsin  
Michigan at Iowa  
18 Purdue at Rutgers  
19 Illinois at Indiana  
Northwestern at Maryland  
20 Minnesota at Michigan  
Nebraska at Michigan State  
21 Wisconsin at Penn State  
Ohio State at Purdue  
Iowa at Rutgers  
23 Michigan at Nebraska  
Maryland at Michigan State  
Illinois at Minnesota  
Northwestern at Indiana  
24 Purdue at Iowa  
25 Penn State at Ohio State  
26 Indiana at Wisconsin  
27 Rutgers at Michigan  
Purdue at Minnesota  
28 Michigan State at Northwestern  
Iowa at Maryland  
Ohio State at Illinois  
30 Minnesota at Indiana  
Penn State at Michigan  
Nebraska at Purdue  
31 Wisconsin at Illinois  
Maryland at Ohio State  
Northwestern at Iowa  
Rutgers at Michigan State

## February

2 Indiana at Michigan  
3 Illinois at Rutgers  
Maryland at Nebraska  
Penn State at Iowa  
4 Ohio State at Wisconsin  
Minnesota at Northwestern  
6 Michigan State at Michigan  
Rutgers at Nebraska  
Purdue at Maryland  
Indiana at Penn State  
7 Iowa at Illinois  
9 Michigan State at Purdue  
Northwestern at Ohio State  
10 Nebraska at Wisconsin  
Michigan at Minnesota  
11 Iowa at Indiana  
13 Wisconsin at Maryland  
Purdue at Michigan  
Ohio State at Rutgers  
Illinois at Northwestern  
Penn State at Nebraska  
14 Indiana at Michigan State  
Minnesota at Iowa  
16 Michigan at Ohio State  
Rutgers at Illinois  
Northwestern at Purdue  
17 Nebraska at Indiana  
Iowa at Penn State  
18 Maryland at Minnesota  
Wisconsin at Michigan State  
20 Ohio State at Nebraska  
Purdue at Indiana  
Penn State at Rutgers

21 Michigan at Maryland  
Illinois at Wisconsin  
23 Michigan State at Ohio State  
Rutgers at Minnesota  
24 Wisconsin at Iowa  
Northwestern at Michigan  
25 Indiana at Illinois  
Nebraska at Penn State  
27 Minnesota at Illinois  
Iowa at Ohio State  
Maryland at Purdue  
Rutgers at Northwestern  
28 Michigan at Wisconsin  
Penn State at Michigan State

## March

1 Indiana at Iowa  
Purdue at Nebraska  
2 Wisconsin at Minnesota  
Michigan State at Rutgers  
3 Illinois at Maryland  
Northwestern at Penn State  
5 Iowa at Michigan  
Minnesota at Rutgers  
5/6 Ohio State at Michigan State  
Maryland at Indiana  
Wisconsin at Purdue  
6 Illinois at Penn State  
Nebraska at Northwestern

## 2016 NCAA TOURNAMENT

## First Four

Dayton, Ohio • University of Dayton Arena  
University of Dayton (Host) • March 15 & 16

## Second/Third Rounds

Providence, R.I.  
Dunkin' Donuts Center  
Providence College (Host)  
March 17 & 19

Des Moines, Iowa  
Wells Fargo Arena  
Iowa State University (Host)  
March 17 & 19

Raleigh, N.C.  
PNC Arena  
N.C. State University (Host)  
March 17 & 19

Denver, N.C.  
Pepsi Center  
Mountain West (Host)  
March 17 & 19

Brooklyn, N.Y.  
Barclays Center  
Atlantic 10 (Host)  
March 18 & 20

St. Louis, MO  
Scottrade Center  
Missouri Valley (Host)  
March 18 & 20

Oklahoma City, Okla.  
Chesapeake Energy Center  
Big 12 (Host)  
March 18 & 20

Spokane, Wash.  
Spokane Veterans Memorial Arena  
University of Idaho (Host)  
March 18 & 20

## Regionals

## Midwest Regional

Chicago, Ill.  
United Center  
Big Ten (Host)  
March 25 & 27

## West Regional

Anaheim, Calif.  
Honda Center  
Big West (Host)  
March 24 & 26

## South Regional

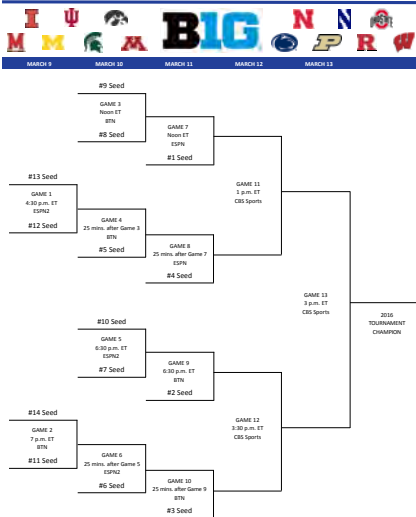
Louisville, Ky.  
KFC YUM! Center  
University of Louisville (Host)  
March 24 & 26

## East Regional

Philadelphia, Pa.  
Wells Fargo Center  
La Salle University (Host)  
March 25 & 27

## 2016 BIG TEN MEN'S BASKETBALL TOURNAMENT

MARCH 9-13 • BANKERS LIFE FIELDHOUSE • INDIANAPOLIS, IND.



## Final Four

Houston, Texas  
NRG Stadium  
Rice & Houston (Hosts)  
April 2 & 4





## OPPONENT INFORMATION

## SPARTANS

**ARIZONA****arizonawildcats.com**

Nov. 29 - Anaheim, Calif. (Possible)

Coach: Sean Miller (283-99 overall)

SID: Matt Ensor  
mensor@email.arizona.edu (520) 621-0916**BOISE STATE****bronzosports.com**

Nov. 27 - Fullerton, Calif. (Possible)

Coach: Leon Rice (102-63 overall)

SID: Mike Walsh  
michaelwalsh1@boisestate.edu (208) 426-1106**EVANSVILLE****gopurpleaces.com**

Nov. 29 - Anaheim, Calif. (Possible)

Coach: Marty Simmons (224-207 overall)

SID: Bob Pristash  
rp113@evansville.edu (812) 488-2285**ILLINOIS****fightingillini.com**

Jan. 7 - East Lansing

Coach: John Groce (147-98 overall)

SID: Derrick Burson  
burson@illinois.edu (217) 333-1391**KANSAS****kuathletics.com**

Nov. 17 - Chicago

Coach: Bill Self (559-183 overall)

SID: Chris Theisen  
theisen@ku.edu (785) 864-3474**MARYLAND EASTERN SHORE****umeshawks.com**

Dec. 9 - East Lansing

Coach: Bobby Collins (198-182 overall)

SID: G. Stan Bradley  
gsbradley@umes.edu (410) 651-6499**NEBRASKA****huskers.com**

Jan. 20 - East Lansing

Coach: Tim Miles (330-269 overall)

SID: Shamus McKnight  
smcknight@huskers.com (402) 472-7772**OAKLAND****goldengrizzlies.com**

Dec. 22 - Auburn Hills

Coach: Greg Kampe (535-403 overall)

SID: Dan Gliot  
dgliot@oakland.edu (248) 370-3201**PROVIDENCE****friars.com**

Nov. 29 - Anaheim, Calif. (Possible)

Coach: Ed Cooley (171-125 overall)

SID: Arthur Parks  
aparks@providence.edu (401) 865-2759**SANTA CLARA****santaclarabroncos.com**

Nov. 29 - Anaheim, Calif. (Possible)

Coach: Kerry Keating (128-139 overall)

SID: Shawn Nestor  
TBA (408) 554-2114**ARKANSAS-PINE BLUFF****uapblionsroar.com**

Nov. 20 - East Lansing

Coach: George Ivory (59-131 overall)

SID: Ronnie Johnson  
johnsonrnt@uapb.edu (870) 575-7949**BOSTON COLLEGE****bceagles.com**

Nov. 26 - Fullerton, Calif.

Coach: Jim Christian (256-172 overall)

SID: Matthew Lynch  
lynchfz@bc.edu (617) 552-2193**FLORIDA****gatorzone.com**

Dec. 12 - East Lansing

Coach: Mike White (101-40 overall)

SID: Denver Parler  
DenverP@gators.uffl.edu (352) 375-4683**INDIANA****ihuosiars.com**

Feb. 14 - East Lansing

Coach: Tom Crean (311-207 overall)

SID: J.D. Campbell  
jc56@indiana.edu (812) 322-1437**LOUISVILLE****gocards.com**

Dec. 2 - East Lansing

Coach: Rick Pitino (722-254 overall)

SID: Kenny Klein  
kenny.klein@louisville.edu (502) 852-6581**MICHIGAN****mgoblue.com**

Feb. 6 - Ann Arbor

Coach: John Beilein (717-428 overall)

SID: Tom Wywrot  
twywrot@umich.edu (734) 249-0306**NORTHEASTERN****gonu.com**

Dec. 19 - Boston

Coach: Bill Coen (145-145 overall)

SID: Betsy Devine  
e.devine@neu.edu (617) 373-5715**OHIO STATE****ohiostatebuckeyes.com**

Feb. 23 - Columbus; March 5/6 - East Lansing

Coach: Thad Matta (401-125 overall)

SID: Dan Wallenberg  
wallenberg.1@osu.edu (614) 292-6861**PURDUE****purduesports.com**

Feb. 9 - West Lafayette

Coach: Matt Painter (237-130 overall)

SID: Chris Forman  
cforman@purdue.edu (765) 494-3201**UC IRVINE****ucirvinesports.com**

Nov. 27 - Fullerton, Calif. (Possible)

Coach: Russell Turner (90-80 overall)

SID: Bob Olson  
rkolson@uci.edu (949) 824-5814**BINGHAMTON****bubearcats.com**

Dec. 5 - East Lansing

Coach: Tommy Dempsey (217-167 overall)

SID: John Hartrick  
jhartr@binghamton.edu (607) 777-6800**EASTERN MICHIGAN****emueagles.com**

Nov. 23 - East Lansing

Coach: Rob Murphy (73-65 overall)

SID: Sean Hostetter  
shostett@emich.edu (734) 487-0318**FLORIDA ATLANTIC****fausports.com**

Nov. 13 - East Lansing

Coach: Michael Curry (9-20 overall)

SID: Justin Johnson  
jjohn218@fau.edu (561) 302-0461**IOWA****hawkeyesports.com**

Dec. 29 - Iowa City; Jan. 14 - East Lansing

Coach: Fran McCaffery (347-252 overall)

SID: Matthew Weitzel  
mattweitzel@uiowa.edu (319) 355-9411**MARYLAND****umterps.com**

Jan. 23 - East Lansing

Coach: Mark Turgeon (337-209 overall)

SID: Zack Bolno  
zbolno@umd.edu (301) 314-1482**MINNESOTA****gophersports.com**

Jan. 2 - Minneapolis

Coach: Richard Pitino (43-27 overall)

SID: Dan Reisig  
dbreisig@umn.edu (612) 625-4389**NORTHWESTERN****nusports.com**

Jan. 28 - Evanston

Coach: Chris Collins (29-36 overall)

SID: Nick Brilowski  
brilowski@northwestern.edu (847) 467-3831**PENN STATE****gopsusports.com**

Jan. 10 - University Park; Feb. 28 - East Lansing

Coach: Patrick Chambers (98-103 overall)

SID: Alissa Clendenen  
akc16@psu.edu (814) 865-1757**RUTGERS****scarletknights.com**

Jan. 31 - East Lansing; March 2 - Piscataway

Coach: Eddie Jordan (22-43 overall)

SID: Kevin Lorincz  
klorincz@scarletknights.com (732) 445-8112**WISCONSIN****uwbadgers.com**


Jan. 17 - Madison; Feb. 18 - East Lansing

Coach: Bo Ryan (740-228 overall)

SID: Patrick Herb  
PAH@athletics.wisc.edu (608) 890-2477




## TV/RADIO ROSTER




**#0  
KYLE  
AHRENS**

G, 6-5, Fr.  
Versailles, Ohio  
Versailles




**#2  
JAVON  
BESS**

G, 6-5, So.  
Columbus, Ohio  
Gahanna Lincoln



**#3  
ALVIN  
ELLIS III**

G, 6-4, Jr.  
Matteson, Ill.  
Chicago De La Salle



**#5  
BRYN  
FORBES**

G, 6-3, Sr.  
Lansing, Mich.  
Sexton



**#10  
MATT  
COSTELLO**

F, 6-9, Sr.  
Linwood, Mich.  
Bay City Western




**#11  
LOURAWLS  
"TUM TUM"  
NAIRN JR.**

G, 5-10, So.  
Nassau, Bahamas  
Sunrise Christian Acad.




**#13  
CONNER  
GEORGE**

G, 6-3, Fr.  
Okemos, Mich.  
Okemos



**#14  
ERON  
HARRIS**

G, 6-3, R-Jr.  
Indianapolis, Ind.  
Lawrence North



**#15  
MARVIN  
CLARK JR.**

F, 6-6, So.  
Kansas City, Mo.  
Sunrise Christian Acad.



**#20  
MATT  
McQUAID**

G, 6-5, Fr.  
Duncanville, Texas  
Duncanville



**#23  
DEONTA  
DAVIS**

F, 6-10, Fr.  
Muskegon, Mich.  
Muskegon



**#25  
KENNY  
GOINS**

F, 6-6, R-Fr.  
Troy, Mich.  
Warren Mott



**#30  
MATT  
VAN DYK**

F, 6-5, R-Jr.  
Imlay City, Mich.  
Imlay City



**#34  
GAVIN  
SCHILLING**

F, 6-9, Jr.  
Chicago, Ill.  
Findlay Prep



**#41  
COLBY  
WOLLENMAN**

F, 6-7, R-Sr.  
Big Horn, Wyo.  
Big Horn



**#45  
DENZEL  
VALENTINE**

G, 6-5, Sr.  
Lansing, Mich.  
Sexton



**TOM  
IZZO**

Head Coach  
21st Season



**DWAYNE  
STEPHENS**

Associate Head Coach  
13th Season



**MIKE  
GARLAND**

Assistant Coach  
16th Season



**DANE  
FIFE**


Assistant Coach  
5th Season



LIFETIME MEMORIES



46 GRADUATES SINCE 2000



SPARTAN FAMILY



FIRST CLASS SUPPORT

USA BASKETBALL

KEITH APPLING



MAKING DREAMS A REALITY



JASON RICHARDSON




ALAN ANDERSON




DRAYMOND GREEN



GARY HARRIS



BRANDEN DAWSON



TRAVIS TRICE



ADREIAN PAYNE



ZACH RANDOLPH



KALIN LUCAS



SHANNON BROWN





**MICHIGAN STATE**  
UNIVERSITY

[MSUSPARTANS.COM](http://MSUSPARTANS.COM)

[@MSU\\_BASKETBALL](https://twitter.com/MSU_BASKETBALL)