



ERONHARRIS

ALVIN **ELLIS III**

GAVIN SCHILLING

MICHIGAN STATE[®]
SPARTANS[™]





SPARTAN
BASKETBALL
IS...













LIFETIME MEMORIES
THE IZZONE
CHAMPIONSHIP CULTURE
REALIZING DREAMS
ACADEMIC PROWESS
USA BASKETBALL



TABLE OF CONTENTS/ROSTER

 2016-17 SCHEDULE	4	2015-16 Statistics	89	All-Time Record Vs. Opp.	169-179
 THE STAFF	5-20	2015-16 Big Ten Recap	90	All-Time Letterwinners	180-184
Tom Izzo	6-13	 HISTORY & TRADITION	91-120	 POSTSEASON HISTORY	185-206
Dwayne Stephens	14	1979 NCAA Champions	92	Big Ten Tournament History	186-187
Mike Garland	15	2000 NCAA Champions	93	Big Ten Tournament Records	188
Dane Fife	16	Championship Teams	94-96	NCAA Tournament History	189-191
Thomas/Denisco/Herner	17	All-Americans	97-102	NCAA Tournament Records	192
Richey/Moyer/Pruder	18	Retired Jerseys	103	NCAA Tournament Factoids	193
Reinhart/Support Staff	19	Honors and Awards	104-110	1957 Final Four	194
Managers/Office Assistants	20	Spartans In The NBA Draft	111-112	1979 Final Four	195
		Spartans In The NBA	112-113	1999 Final Four	196
 2016-17 SPARTANS	21-64	NBA Honors	113	2000 Final Four	197
2016-17 Outlook	22-25	All-Time Spartans In The NBA Stats	114	2001 Final Four	198
Kyle Ahrens	26-27	USA Basketball	115	2005 Final Four	199
Miles Bridges	28-29	Spartan Captains	116	2009 Final Four	200
Ben Carter	30-31	 SPARTAN RECORDS	117-184	2010 Final Four	201
Alvin Ellis III	32-33	Scoring Records	118-119	2015 Final Four	202
Conner George	34-35	1,000-Point Scorers	120-125		
Kenny Goins	36-37	Rebounding Records	126-127	 HISTORY & TRADITION	203-214
Eron Harris	38-39	Field-Goal Records	127-128	Board of Trustees/President	204
Joshua Langford	40-41	Free-Throw Records	129-130	Athletics Director Mark Hollis	205-206
Matt McQuaid	42-43	3-Point Field Goal Records	130-131	Breslin Center Information	207
Lourawls "Tum Tum" Nairn Jr.	44-45	Assist/Steal/Block Records	132-133	Media Information	208
Greg Roy	46-47	Miscellaneous Records	134	Spartan Sports Network	209
Gavin Schilling	48-49	Freshman Records	135	BTN/Big Ten Conference	210
Matt Van Dyk	50-51	Opponent Records	136	Composite Schedule	211
Nick Ward	52-53	Breslin Center Records	137	Opponent Information	212
Cassius Winston	54-55	All-Time Summary	138-139	TV/Radio Roster	213
Game-By-Game Stats	56-60	Year-By-Year Statistics	140-141		
 2015-16 REVIEW	61-98	Yearly Attendance	142		
2015-16 Results	62	All-Time Coaching Records	143		
2015-16 Box Scores	63-88	Year-By-Year Results	144-168		



2016-17 MICHIGAN STATE ROSTER

NO.	NAME	POS.	HT.	WT.	CLASS	HOMETOWN/HIGH SCHOOL
0	Kyle Ahrens	G	6-5	215	So.	Versailles, Ohio/Versailles
1	Joshua Langford	G	6-5	210	Fr.	Huntsville, Ala./Madison Academy
3	Alvin Ellis III	G	6-4	210	Sr.	Matteson, Ill./Chicago De La Salle
5	Cassius Winston	G	6-0	185	Fr.	Detroit, Mich./Univ. of Detroit Jesuit
11	Lourawls "Tum Tum" Nairn Jr.	G	5-10	175	Jr.	Nassau, Bahamas/Sunrise Christian Academy (BelAire, Kan.)
13	Ben Carter	F	6-9	225	Gr.	Las Vegas, Nev./Bishop Gorman (UNLV/Oregon)
14	Eron Harris	G	6-3	190	R-Sr.	Indianapolis, Ind./Lawrence North (West Virginia)
20	Matt McQuaid	G	6-4	200	So.	Duncanville, Texas/Duncanville
22	Miles Bridges	F	6-7	230	Fr.	Flint, Mich./Huntington Prep (Huntington, W.V.)
25	Kenny Goins	F	6-6	230	R-So.	Troy, Mich./Warren Mott
30	Matt Van Dyk	F	6-5	220	R-Sr.	Imlay City, Mich./Imlay City
34	Gavin Schilling	F	6-9	240	Sr.	Chicago, Ill./Findlay Prep (Henderson, Nev.)
40	Greg Roy	G	6-3	210	Jr.	Fort Worth, Texas/North Crowley (Adrian College)
41	Conner George	G	6-3	200	R-Fr.	Okemos, Mich./Okemos
44	Nick Ward	F	6-8	250	Fr.	Gahanna, Ohio/Lincoln

HEAD COACH: Tom Izzo (22nd Year)

ASSOCIATE HEAD COACH: Dwayne Stephens (14th Year)

ASSISTANT COACHES: Mike Garland (17th Year), Dane Fife (6th Year)

DIRECTOR OF BASKETBALL OPERATIONS: David Thomas

VIDEO COORDINATOR: Drew Denisco

ASSISTANT VIDEO COORDINATOR: Doug Herner

ATHLETIC TRAINER: Nick Richey

EQUIPMENT MANAGER: Dave Pruder

STRENGTH & CONDITIONING COACH: Todd Moyer

GRADUATE MANAGERS: Thomas Kelley, Austin Thornton & Andrew Novak

PRONUNCIATION GUIDE

Kyle Ahrens	Arns
Kenny Goins	Rhymes with coins
Eron Harris	Aaron
Lourawls "Tum Tum" Nairn Jr.	One syllable "Nairn" (Nair rhymes with hair)
Matt Van Dyk	Van Dyke
Cassius Winston	Cash-ess

QUICK FACTS

UNIVERSITY INFORMATION

Location	East Lansing, Mich.
Enrollment	50,543
Founded	1855
Nickname	Spartans
Colors	Green and White
President	Dr. Lou Anna K. Simon
Athletics Director	Mark Hollis
Department Phone	(517) 355-1623
Conference	Big Ten
Arena/Capacity	Breslin Center/14,797
All-Time Record at Breslin	365-56/Since 1989
Press Row Phone	(517) 353-1626
Ticket Office Phone	(517) 355-1610 or 1-800-GO-STATE

COACHING STAFF

Head Coach	Tom Izzo (Northern Michigan, '77)
MSU Record/Years	524-205/21
Overall Record/Years	524-205/21
Associate Head Coach	Dwayne Stephens (Mich. St., '93)
Assistant Coach	Mike Garland (Northern Michigan, '77)
Assistant Coach	Dane Fife (Indiana, 2002)

Director of Basketball Operations	David Thomas
Video Coordinator	Drew Denisco
Assistant Video Coordinator	Doug Herner
Basketball Secretaries	Lori Soderberg/Kristin Porter
Equipment Manager	Dave Pruder
Athletic Trainer	Nick Richey
Strength & Conditioning Coach	Todd Moyer

Basketball Office Phone	(517) 355-1643
Basketball Office Fax	(517) 432-1018
Basketball Mailing Address	534 Birch Road Room 150 East Lansing, MI 48824

ATHLETIC COMMUNICATIONS

New Media Director/Basketball Contact	Matt Larson
Office Phone	(517) 355-2271
Office Fax	(517) 353-9636
E-mail	larson@ath.msu.edu
Web Site	msuspartans.com
Mailing Address	534 Birch Road Room Z-22 East Lansing, MI 48824
Radio Network	Spartan Sports Network
Contact Person	Will Tieman
Phone	(517) 337-1776

TEAM INFORMATION

2015-16 Overall Record	29-6
2015-16 Home Record	14-2
2015-16 Road Record	7-3
2015-16 Neutral Record	8-1
2015-16 Big Ten Record/Finish	13-5/2nd
2015-16 Big Ten Home Record	7-2
2015-16 Big Ten Road Record	6-3
Final 2016 Ranking	ESPN/USA Today - #7; AP - #2
2016 Postseason	NCAA Tournament First Round
Returning Starters	1 (1 G)
Letterwinners Returning	8 (6 G, 3 F)
Letterwinners Lost	7 (2 G, 5 F)
Top Returners	Eron Harris (R-Sr., G, 9.3 ppg, .439 3FG%) Gavin Schilling (Sr., F, 3.8 ppg, 3.1 rpg) Matt McQuaid (So., G, 3.5 ppg, .409 3FG %) Lourawls Nairn Jr. (Jr., G, 2.8 ppg, 3.3 apg)
Newcomers	5 (2 G, 3 F) Miles Bridges (F, 6-6, 230, Fr., Flint, Mich.) Ben Carter (F, 6-9, 225, Gr., Las Vegas, Nev.) Joshua Langford (G, 6-5, 210, Fr., Huntsville, Ala.) Nick Ward (F, 6-8, 250, Fr., Gahanna, Ohio) Cassius Winston (G, 6-0, 185, Fr., Detroit, Mich.)

PROGRAM HISTORY

First Season of Competition	1898-99
All-Time Record	1,648-1,066
NCAA Appearances	30 (1957, 1959, 1978, 1979, 1985, 1986, 1990, 1991, 1992, 1994, 1995, 1998, 1999, 2000, 2001, 2002, 2003, 2004, 2005, 2006, 2007, 2008, 2009, 2010, 2011, 2012, 2013, 2014, 2015, 2016)
Final Four Appearances	9 (1957, 1979, 1999, 2000, 2001, 2005, 2009, 2010, 2015)
NCAA Tournament Record	63-29
NCAA Championships	2 (1979, 2000)
Big Ten Championships	13 (1957, 1959, 1967, 1978, 1979, 1990, 1998, 1999, 2000, 2001, 2009, 2010, 2012)
Big Ten Tournament Championships	5 (1999, 2000, 2012, 2014, 2016)

CREDITS - The 2016-17 Michigan State Men's Basketball Media Guide is a production of the MSU Athletic Communications Office. Written, compiled and edited by New Media Director Matt Larson. Athletic Communications Staff Assistant Ryan Smith and Digital Media Specialist Jon Hevron. Cover, template and player bio design by Digital Media Specialist Jon Hevron. Editorial assistance from Athletic Communication Assistant Directors Jeff Barnes, Kara Fisher, Zach Fisher and Ben Pheggar. Publication layout by Matt Larson and Jon Hevron. Additional assistance from Athletic Communications Student Assistants Katie Davidson, Kacy Kobakof, Nick McCarthy and Cassi White. Photos courtesy of Matthew Mitchell/Matthew Mitchell Photography; Dale Young/Detroit News; Rey Del Rio/Del Rio Images; NBA Photos; Naismith Memorial Basketball Hall of Fame; Bruce Schwartzman/Schwartzman Sports Photography; USA Basketball. Printing by BRD Printing, Lansing, Michigan.



2016-17 SCHEDULE

OCTOBER

Thurs.	27	NORTHWOOD (exhibition) (BTN Plus)	East Lansing, Mich.	7 p.m.
--------	----	-----------------------------------	---------------------	--------

NOVEMBER

Wed.	2	SAGINAW VALLEY STATE (exhibition) (BTN Plus)	East Lansing, Mich.	7 p.m.
Fri.	11	vs. Arizona (Armed Forces Classic) (ESPN)	Honolulu, Hawaii	7 p.m.
Tues.	15	vs. Kentucky (Champions Classic) (ESPN)	New York, N.Y.	7 p.m.
Fri.	18	MISSISSIPPI VALLEY STATE (BTN Plus)	East Lansing, Mich.	7 p.m.
BATTLE 4 ATLANTIS				
Sun.	20	FLORIDA GULF COAST (BTN)	East Lansing, Mich.	7 p.m.
Wed.	23	vs. St. John's (axsTV)	Atlantis, Bahamas	7 p.m.
Thurs.	24	vs. Baylor/VCU (ESPN/axsTV)	Atlantis, Bahamas	TBA
Fri.	25	vs. Louisville/LSU/ODU/Wichita St. (ESPN/ESPN2/axsTV)	Atlantis, Bahamas	TBA
Tues.	29	at Duke (ACC/Big Ten Challenge) (ESPN)	Durham, N.C.	9:30 p.m.

DECEMBER

Sat.	3	ORAL ROBERTS (BTN/BTN Plus)	East Lansing, Mich.	TBA
Tue.	6	YOUNGSTOWN STATE (ESPN)	East Lansing, Mich.	7 p.m.
Sat.	10	TENNESSEE TECH (BTN)	East Lansing, Mich.	2 p.m.
Sun.	18	NORTHEASTERN (BTN)	East Lansing, Mich.	7 p.m.
Wed.	21	OAKLAND (BTN)	East Lansing, Mich.	7 p.m.
Tues.	27	at Minnesota * (ESPN2)	Minneapolis, Minn.	9 p.m.
Fri.	30	NORTHWESTERN * (BTN)	East Lansing, Mich.	6 p.m.

JANUARY

Wed.	4	RUTGERS * (BTN)	East Lansing, Mich.	6:30 p.m.
Sat.	7	vs. Penn State * (ESPN)	Philadelphia, Pa.	12/1 p.m.
Wed.	11	MINNESOTA * (BTN)	East Lansing, Mich.	7 p.m.
Sun.	15	at Ohio State * (CBS)	Columbus, Ohio	1:30/4:30 p.m.
Sat.	21	at Indiana * (ESPN/ESPN2)	Bloomington, Ind.	TBA
Tues.	24	PURDUE * (ESPN)	East Lansing, Mich.	7 p.m.
Sun.	29	MICHIGAN * (CBS)	East Lansing, Mich.	1 p.m.

FEBRUARY

Thurs.	2	at Nebraska * (ESPN/ESPN2)	Lincoln, Neb.	7 p.m.
Tues.	7	at Michigan * (ESPN/ESPN2)	Ann Arbor, Mich.	9 p.m.
Sat.	11	IOWA * (BTN)	East Lansing, Mich.	6 p.m.
Tues.	14	OHIO STATE * (ESPN)	East Lansing, Mich.	9 p.m.
Sat.	18	at Purdue * (ESPN/ESPN2)	West Lafayette, Ind.	4 p.m.
Thurs.	23	NEBRASKA * (ESPN)	East Lansing, Mich.	7 p.m.
Sat./Sun.	25/26	WISCONSIN * (CBS/BTN)	East Lansing, Mich.	TBA

MARCH

Wed.	1	at Illinois * (BTN)	Champaign, Ill.	9 p.m.
Sun.	5	at Maryland * (CBS/BTN)	College Park, Md.	TBA
Wed.-Sun.	8-12	Big Ten Tournament	Washington, D.C.	
Tues.-Wed.	14-15	NCAA Tournament - First Four		
Thur.-Sun.	16-19	NCAA Tournament - First & Second Rounds		
Thur.-Sun.	23-26	NCAA Tournament - Regionals		

APRIL

Sat. & Mon. 1 & 3	NCAA Final Four	Glendale, Ariz.		
-------------------	-----------------	-----------------	--	--

Home games (BOLD) played at the Breslin Center

* Denotes Big Ten Conference game

Game times are Eastern Standard Time and subject to change

ELITE

COACHING

STAFF



MICHIGAN STATE BASKETBALL



MSUSPARTANS.COM

HEAD COACH **TOM IZZO****22ND SEASON**

Naismith Memorial Basketball Hall of Fame \\ Eight-Time National Coach of the Year \\ One NCAA Championship \\ Seven Final Four Appearances \\ Seven Big Ten & Five Big Ten Tournament Championships \\ 19 Straight NCAA Tournaments \\ 18 NBA Draft Picks, Including Nine First Rounders \\ 10 All-Americans, Two Academic All-Americans \\ Graduates 85% of Players that Complete Eligibility \\ Longest Serving Active Big Ten Coach \\ One of Five Coaches All-Time with Seven Big Ten Titles \\ MSU's All-Time Winningest Coach

Tom Izzo was enshrined in the Naismith Memorial Basketball Hall of Fame on September 9, 2016, cementing his status as one of the game's all-time greats.

Now in his 22nd year, Izzo has compiled an impressive list of accomplishments, including the 2000 NCAA National Championship, seven regular-season Big Ten Championships, five Big Ten Tournament titles, seven Final Four appearances, eight National Coach of the Year awards and a Big Ten-record 19 straight NCAA Tournament appearances.

These accomplishments, however, are not what make Izzo one of the best in the game, but rather it is his insatiable desire to accomplish more.

With a career record of 524-205, it's easy to see that Izzo knows how to win, but he also knows how to win the right way. In his 21 years directing the Spartan program, 85 percent of his players who completed their eligibility also left with a degree. In the last 17 years, 50 Spartans have received their undergraduate degrees.

In 21 seasons, Izzo has returned Michigan State to national prominence, placed his name in the NCAA record books and become a leader among college basketball coaches.

Izzo's 524 wins are fifth most by any coach in his first 21 seasons in the history of college basketball. In late November 2009, he passed his mentor Jud Heathcote (340 wins) to become MSU's all-time winningest coach. In the NCAA Tournament, Izzo is at his best, winning at a clip of .719 to rank fifth among all active coaches with at least 10 tournament games coached. His 46 NCAA Tournament wins are the most ever for a Big Ten coach, and rank tied for eighth all-time.

A 2015 inductee into the Michigan Sports Hall of Fame, Izzo led MSU to seven Final Four appearances between 1999 and 2015, becoming just the fourth school in college basketball history to do it in any 17-year span, including just the third since the tournament field expanded to 64 teams in 1985. Izzo is one of just two coaches in NCAA history to reach four Final Fours in his first 10 years of coaching, joining Ohio State's Fred Taylor, and is just the second coach in NCAA history to appear in seven Final Fours in a 17-year span since the tournament expanded to 64 teams. His seven Final Four appearances rank tied for fifth all-time, tied for third among active coaches and first all-time among Big Ten coaches. Two stats stand out in Izzo's NCAA Tournament success: 1) MSU is 21-4 in the second game of an NCAA Tournament weekend 2) MSU is 13-10 as the lower-seeded team, as the 13 wins are the most in NCAA Tournament history for any coach.

Through 21 seasons, Izzo is already one of the most successful coaches in Big Ten history. His .687 winning percentage in Big Ten games ranks third all-time among league coaches with at least 10 years of service, while in all games, Izzo ranks fourth (.719). With 246 conference victories, Izzo ranks third all-time, trailing just Indiana's Bob Knight (353 wins) and Purdue's Gene Keady (265 wins), while also ranking second for most wins at a Big Ten institution (524), trailing just Knight (662).

Furthermore, Izzo brings stability to Michigan State basketball. The 2016-17 season is Izzo's 34th with the Spartans, as he is the longest serving active Big Ten men's basketball head coach. He is also a leader among his peers, serving as the NABC President from April 2010-April 2011, while currently serving as Director Emeritus. He's also held spots on the John R. Wooden Award Board of Governors and the USA Basketball Collegiate Committee.

19
STRAIGHT NCAA
TOURNAMENTS

18
NBA DRAFT PICKS

12
BIG TEN TITLES
(REGULAR SEASON &
TOURNAMENT)

8
NATIONAL COACH
OF THE YEAR HONORS

7
FINAL FOUR
APPEARANCES





IZZO CAREER COACHING RECORD

YEAR	OVERALL	PCT.	BIG		FINISH	POSTSEASON
			TEN	PCT.		
1995-96	16-16	.500	9-9	.500	7th	NIT Second Round
1996-97	17-12	.586	9-9	.500	T-6th	NIT Second Round
1997-98	22-8	.733	13-3	.813	T-1st	NCAA Sweet 16
1998-99	33-5	.868	15-1	.938	1st	NCAA Final Four
1999-2000	32-7	.821	13-3	.813	T-1st	NCAA Champion
2000-01	28-5	.848	13-3	.813	T-1st	NCAA Final Four
2001-02	19-12	.613	10-6	.625	5th	NCAA First Round
2002-03	22-13	.629	10-6	.625	T-3rd	NCAA Elite Eight
2003-04	18-12	.600	12-4	.750	T-2nd	NCAA First Round
2004-05	26-7	.788	13-3	.813	2nd	NCAA Final Four
2005-06	22-12	.647	8-8	.500	T-6th	NCAA First Round
2006-07	23-12	.657	8-8	.500	T-7th	NCAA Second Round
2007-08	27-9	.750	12-6	.667	4th	NCAA Sweet 16
2008-09	31-7	.816	15-3	.833	1st	NCAA Runner Up
2009-10	28-9	.757	14-4	.778	T-1st	NCAA Final Four
2010-11	19-15	.559	9-9	.500	T-5th	NCAA Second Round
2011-12	29-8	.784	13-5	.722	T-1st	NCAA Sweet 16
2012-13	27-9	.750	13-5	.722	T-2nd	NCAA Sweet 16
2013-14	29-9	.784	12-6	.667	T-2nd	NCAA Elite Eight
2014-15	27-12	.692	12-6	.667	T-3rd	NCAA Final Four
2015-16	29-6	.829	13-5	.722	2nd	NCAA First Round
21 Years	524-205	.719	246-112	.687		

Over the past 19 seasons, Izzo has compiled an impressive 491-177 (.735) record. A quick look at other stats further demonstrates the Spartans' success over that stretch: 228-94 (.708) in the Big Ten; 268-32 (.893) at the Breslin Center, including a Big Ten record 53-game winning streak; 109-96 (.532) against Top 25 teams (including three wins over No. 1-ranked teams); 73-32 (.695) in postseason play and 46-18 (.719) in the NCAA Tournament.

Individually, players have excelled under Izzo. Ten Spartans (Charlie Bell, Mateen Cleaves, Paul Davis, Draymond Green, Gary Harris, Drew Neitzel, Adreian Payne, Morris Peterson, Jason Richardson and Denzel Valentine) have earned some form of All-America honors. Valentine earned six different National Player of the Year awards in 2016 (Associated Press, Basketball Times, NABC, NBC, Sports Illustrated, USA TODAY Sports.), and Green was named National Player of the Year by the NABC in 2012. Chris Hill was a three-time Academic All-American, including being named the Academic All-American of the Year in 2005, while Neitzel also earned Academic All-America accolades.

Thirty different players have earned all-conference recognition, including 12 different first-team honorees, five Big Ten Players of the Year (Cleaves, Green, Lucas, Peterson, Valentine), one Big Ten Freshman of the Year (Gary Harris) and one Big Ten Defensive Player of the Year (Travis Walton).

One of the reasons for Izzo's success is his ability to recruit some of the nation's most talented high school players. During his time as head coach, Izzo has recruited 14 McDonald's All-Americans (Mateen Cleaves - 1996, Jason Richardson - 1999, Marcus Taylor and Zach Randolph - 2000, Kelvin Torbert - 2001, Paul Davis - 2002, Shannon Brown and Brandon Cotton - 2003, Keith Appling - 2010, Brandon Dawson - 2011, Gary Harris - 2012, DeYonta Davis - 2015, Miles Bridges and Joshua Langford - 2016). In addition, 10 of the last 18 Michigan Mr. Basketball award winners suited up for the Green and White (1999 - Richardson, 2000 - Taylor, 2001 - Torbert, 2002 - Davis, 2004 - Drew Neitzel, 2009 - Derrick Nix, 2010 - Appling, 2012 - Matt Costello, 2015 - Davis, 2016 - Cassius Winston), while Shannon Brown won the 2003 Illinois Mr. Basketball Award and Gary Harris won the 2012 Indiana Mr. Basketball Award.

But perhaps even more important to Izzo's success is his ability to take young talent and develop a player's skills, allowing him to grow as a player and go on to play professionally. Under Izzo, Michigan State has had 18 players selected in the NBA Draft, including 17 since 2000, nine of whom were first rounders (Mateen Cleaves - 2000 first round, Morris Peterson - 2000 first round, Jason Richardson - 2001 first round, Zach Randolph - 2001 first round, Andre Hutson - 2001 second round, Marcus Taylor - 2002 second round, Erazem Lorbek - 2005 second round, Shannon Brown - 2006 first round, Maurice Ager - 2006 first round, Paul Davis - 2006 second round, Goran Suton - 2009 second round, Draymond Green - 2012 second round, Adreian Payne - 2014 first round, Gary Harris - 2014 first round, Brandon Dawson - 2015 second round, Denzel Valentine - 2016 first round, DeYonta Davis - 2016 second round). Ager, Cleaves, Dawson, D. Davis, P. Davis, Harris, Payne, Richardson, Randolph and Taylor were all high school All-Americans, but Izzo took others who were not ranked in the top 75 coming out of high school, and turned them into NBA talent. In addition, Izzo-recruit Charlie Bell played in the NBA during the 2001-02 season after signing a free agent contract. After a successful stint overseas, Bell played seven more seasons in the NBA. Alan Anderson, a member of the 2005 Final Four team, signed a free agent contract and played two years with the Charlotte Bobcats and, after a stint in Europe, is in his fifth season back in the NBA. In the last two seasons, Kalin Lucas and Keith Appling have also played in the NBA after signing free agent contracts. Numerous other former Spartans have enjoyed lucrative professional careers playing overseas.

Izzo has also emerged as a teacher, not only to his players, but also his assistant coaches. Two current Division I head coaches served as assistants to Izzo, including Tom Crean (Indiana) and Mark Montgomery (Northern Illinois). In total, eight former assistants have earned head coaching jobs. Current assistant Mike Garland spent three seasons as head coach at

HEAD COACH **TOM IZZO**

Cleveland State following an initial seven-year stint at MSU, while Stan Joplin was also head coach at Toledo for 12 seasons. Jim Boylen served as head coach at Utah for four seasons and Stan Heath served as head coach at Kent State, Arkansas and South Florida over 13 seasons. Doug Wojcik spent nine seasons between Tulsa and College of Charleston. Brian Gregory was head coach for 13 seasons, splitting time between Dayton and Georgia Tech.

2015-16 was a milestone year both for Coach Izzo and the Spartans. Michigan State opened the year by winning its first 13 games, establishing a new school mark for best start to a season. When the Spartans defeated Boston College on November 26, Izzo became the 91st coach in NCAA history to record 500 career wins, with at least 10 seasons in Division I, and just the eighth coach to accomplish the feat in his first 21 seasons. He also became just the 18th coach to win 500 career games in his first collegiate head-coaching stop, and was the eighth-fastest coach to reach 500 wins among those who did it all at one school, accomplishing the feat in 699 games.

On December 7, MSU rose to No. 1 in the regular-season polls for just the fourth time in school history, and the third time under Izzo. The Spartans would hold the top spot for a school-record four weeks. Following a perfect 13-0 non-conference slate, Michigan State would finish second in the Big Ten with a 13-5 mark. A victory over Northwestern gave Izzo 513 for his career, moving past Purdue's Gene Keady for second-most wins at a Big Ten School, trailing only Bob Knight (662). In the Big Ten Tournament, the Spartans defeated Ohio State, Maryland and Purdue to become the first school in Big Ten history to hold five conference tournament titles. The Spartans earned a No. 2 seed in the NCAA Tournament, where they were upset by No. 15 Middle Tennessee. MSU finished the season with a 29-6 record, matching the fourth-best win total in school history, as the Spartans' 26 regular-season victories equaled a school record. Izzo's Spartans are the only team in the nation to win 27 or more games in each of the last five seasons. Of the 24 20-win seasons in Michigan State history, Izzo has been involved in 21 of them, 16 as a head coach and five as an assistant.

Statistically, the 2015-16 season was one of the most impressive in school history. Michigan State led the nation in 3-point field-goal percentage (.434), rebound margin (+11.4), assists per game (20.5) and total assists (719). The Spartans ranked in the top three in eight different categories, and in the Top 10 in 11 different categories. It marked the fifth time in Izzo's career that the Spartans led the nation in rebounding margin. MSU also set school single-season records for assists (719), 3-point field goals made (321) and blocked shots (177). The 719 assists were the 22nd-best total in NCAA history, while MSU recorded an assist on a nation's-best 71.3 percent of its field goals. At 79.8 points per game, the 2015-16 squad was the highest-scoring team of the Izzo era, and the highest-scoring team since 1985-86. In Big Ten Conference games, MSU led the conference in 12 stat categories and was ranked in the top three in 17 of the 21 stats.

The 2014-15 Spartans provided a lesson in resiliency and the power of togetherness. MSU opened the season ranked in the polls, but by Christmas, the Spartans had fallen out of the rankings. Following a home loss to Illinois on Feb. 7, the Spartans stood at 15-8, including just 6-4 in conference. MSU closed the regular season by winning six of its last eight games, including a final week that featured a come-from-behind home finale win over Purdue on Senior Day despite a first-half injury to Branden Dawson, and a regular-season finale victory at Indiana without Dawson. In the Big Ten Tournament, MSU defeated Ohio State and No. 8 Maryland before falling to No. 6 Wisconsin in overtime. The Spartans were disappointed to have let a championship opportunity slip away, but entered the NCAA Tournament on a mission.

Having entered March just hoping to secure a spot in the NCAA Tournament, the postseason run turned a good season into a great one. As the No. 7 seed, MSU opened with a victory over No. 10 Georgia. In the third round, MSU faced No. 2 Virginia for the second-straight season, defeating the Cavaliers to advance to a nation's-best seventh Sweet 16 in the last eight seasons. At the East Regional in Syracuse, the Spartans trailed at the half against both No. 3 Oklahoma in the Sweet 16 and No. 4 Louisville in the Elite Eight, before rallying for a pair of victories to reach the Final Four. Making its nation's-best seventh Final Four appearance in the last 17 seasons, MSU got off to a quick start against No. 1 Duke before falling to the eventual National Champion Blue Devils. MSU would finish 27-12, 12-6 in the Big Ten.

The senior class of 2015 finished tied for the second-winningest class in school history with 112 wins. The 2014-15 Spartans established school single-season records for assists (646) and blocks (176), while the 294 made 3-pointers were second-most in school history. Averaging 16.6 assists per game, the Spartans ranked fifth in the nation, while ranking seventh in assist-to-turnover ratio (1.5). Defensively, MSU posted a .396 field-goal percentage defense, marking the fourth-straight season that Spartan opponents shot less than 40 percent from the field.

The 2013-14 season was not short of highlights. It started early, with No. 2 MSU knocking off No. 1 Kentucky, 78-74, on Nov. 12 in Chicago, in what was the earliest game ever between No. 1 and No. 2. One week later, MSU ascended to No. 1 in the polls, a position it would hold for three weeks — establishing a school record at the time for the longest stay at No. 1. In late November, the Spartans captured the Coaches Vs. Cancer Tournament in Brooklyn, marking MSU's first regular-season, neutral-site tournament championship since December 1998.

HEAD COACH **TOM IZZO**

Injuries proved to be a common storyline during the 2013-14 campaign, as six different players, including each one of MSU's top four scorers, missed multiple games due to injury or illness for a total of 29 games missed. In 19 of 38 games, including 13 of 18 Big Ten contests, the Spartans were without their full allotment of players due to injury. In nine games, Michigan State was without two of its regular rotation players. In total, 11 different Spartans started at least one game, as Izzo employed 15 different starting lineups. The fluctuation led to inconsistent results through much of the Big Ten slate, but by the end of the regular season, MSU was getting healthy.



Playing at full strength, the Spartans played at a different level in the postseason, steamrolling through the Big Ten Tournament. The championship game featured the third meeting of the season between in-state rivals Michigan State and Michigan, marking the first time the Spartans and Wolverines would meet in the conference tournament. Although UM won the two regular-season meetings, this was the first time MSU would feature a complete roster, pulling away early in the second half to capture the fourth tournament championship in school history with a 69-55 victory.

MSU entered the NCAA Tournament as the No. 4 seed in the East Region, but was also a popular pick to advance to the Final Four and even cut down the championship nets. In the second round, Adreian Payne scored an MSU NCAA Tournament record 41 points to defeat Delaware, 93-78. Two days later, the Spartans advanced to the Sweet 16 with an 80-73 win over Harvard. Playing in the East Regional in New York City's Madison Square Garden, Michigan State defeated No. 1 seed Virginia, 61-59. In the Elite Eight, the Spartans held a nine-point lead in the second half against Connecticut, but the eventual National Champion Huskies would rally for a 60-54 victory.

The 2013-14 Spartans finished with a 29-9 record, including 12-6 in the Big Ten, finishing tied for second. The 29 wins tied for the fourth-best total in school history, while MSU established single-season school records for assists (637), made 3-point field goals (307), and blocks (174). Michigan State led the conference in field-goal percentage defense (.397), while ranking second in field-goal percentage (.474) and 3-point field-goal percentage (.392). The Spartans also finished with an all-time low 11.6 turnovers per contest.

In 2012-13, the Spartans collected a 27-9 record, including 13-5 in the Big Ten, against perhaps the nation's most difficult schedule, playing 13 games against ranked opponents. The slate was especially difficult down the stretch as 14 of MSU's last 18 games (postseason included) were against opponents that participated in the NCAA Tournament. Michigan State advanced to its 16th consecutive NCAA Tournament as the No. 3 seed in the Midwest Region, and advanced to the Sweet 16 for the fifth time in the last six seasons, ranking tied for the most in the nation.

On Jan. 16, 2013, Izzo recorded his 200th conference victory against Penn State, joining Mike Krzyzewski (Duke) and Jim Boeheim (Syracuse) as the only active coaches in a power conference with 200 conference wins at their current school. In April, Izzo received the Wayman Tisdale Humanitarian Award, honoring an individual in college basketball who has made a significant impact on society.

The Spartans proved to be dominant defensively once again in 2012-13, pacing the Big Ten in field-goal percentage defense (.390) and steals (8.0 spg), while ranking second in scoring defense (59.1 ppg) and third in 3-point field-goal percentage defense (.300). MSU also continued to be strong on the glass, ranking second in the Big Ten and 10th in the nation with a +7.6 rebound margin, marking the 11th time that an Izzo-coached team ranked in the Top 10 in the nation.

The 2011-12 season was one of Izzo's most rewarding as head coach. The Spartans entered the season unranked, returning only two players who averaged over 20 minutes a game the previous season. MSU opened the year with neutral-site losses to No. 1 North Carolina and No. 6 Duke, but responded with 15 straight victories, including road wins at No. 23 Gonzaga and No. 18 Wisconsin, marking the Spartans' first win in Madison since 2001. Keyed by a mid-February win at No. 3 Ohio State, MSU would go on to capture a share of the Big Ten regular-season championship, the seventh of the Izzo era, and head to the Big Ten Tournament where it defeated Ohio State to capture the third Big Ten Tournament title in school history, and the first since 2000. Michigan State was rewarded with a No. 1 seed in the West Region of the NCAA Tournament, where it would advance to the Sweet 16 for the 10th time in the last 15 years, good for second most in the nation. MSU would finish with a 29-8 record.

Statistically, the Spartans finished the 2011-12 season ranked second in the nation in field-goal percentage defense (.379), the best effort by a Spartan squad since 1959. Once again, the Spartans were a dominant presence on the glass, ranking fifth in the nation in rebounding margin (+8.0), and pacing the Big Ten for the 12th time in the last 15 seasons, and the 13th time in his career.

For his efforts, Izzo was named the 2012 Big Ten Coach of the Year by both the league's media and coaches. He also was named Division I National Coach of the Year by the NABC, and was CBSSports.com's pick for national coach of the year as well.

The 2010-11 Spartans finished with a 19-15 mark and advanced to a 14th-straight NCAA Tournament. MSU faced a difficult regular-season schedule that included 18 of 33 games against the RPI Top 50 and 23 of 33 against the RPI Top 100.

HEAD COACH **TOM IZZO****BY THE NUMBERS****Final Four Appearances By Big Ten Coach**

COACH	APPEARANCES
1. Tom Izzo (MSU) *	7
2. Bob Knight (Indiana)	5
3. Harold Olsen (Ohio State)	4
Fred Taylor (Ohio State)	4

Career Big Ten Victories

COACH	VICTORIES
1. Bob Knight (Indiana)	353
2. Gene Keady (Purdue)	265
3. Tom Izzo (MSU) *	246
4. Ward Lambert (Purdue)	228

Consecutive NCAA Tournament Appear.

COACH	APPEARANCES
1. Dean Smith (North Carolina)	23
2. Mike Krzyzewski (Duke) **	21
3. Roy Williams (Kansas/UNC) *	20
4. Tom Izzo (MSU) **	19

* Active Streak

Final Four Appearances

COACH	APPEARANCES
1. Mike Krzyzewski (Duke) *	12
John Wooden (UCLA)	12
3. Dean Smith (North Carolina)	11
4. Roy Williams (Kansas/UNC) *	8
5. Tom Izzo (MSU) *	7
Rick Pitino (Prov./UK/L'ville) *	7

Final Four Appearances Since 1996

(Izzo's First Season)

COACH	APPEARANCES
1. Tom Izzo (MSU) *	7
2. John Calipari (Mass/Mem./UK) *	6
Roy Williams (Kansas/UNC) *	6
4. Mike Krzyzewski (Duke) *	5
Rick Pitino (Kentucky/L'ville) *	5

NCAA Tournament Wins

COACH	VICTORIES
1. Mike Krzyzewski (Duke) *	90
2. Roy Williams (Kansas/UNC) *	70
3. Dean Smith (North Carolina)	65
4. Jim Boeheim (Syracuse) *	57
5. Rick Pitino (Prov./UK/L'ville) *	53
6. Jim Calhoun (N'eastern/UConn)	49
7. John Wooden (UCLA)	47
8. Tom Izzo (MSU) *	46
Lute Olson (Iowa/Arizona)	46

Most Wins: First 21 Seasons

COACH	VICTORIES
1. Roy Williams (Kansas/UNC) *	594
2. Bill Self (Tulsa/Il./Kansas) *	532
3. Jerry Tarkanian (LBSU/UNLV)	530
4. John Calipari (Mass/Mem./UK) *	526
5. Tom Izzo (MSU) *	524

* Active Coach

Michigan State turned in another great season in 2009-10, capturing a share of a second-straight Big Ten Championship and advancing to a sixth Final Four in 12 seasons. With MSU's 106-68 victory over UMass in the sixth game of the season, Izzo recorded his 341st victory, becoming Michigan State's all-time winningest coach. The Spartans opened Big Ten play with a school-best 9-0 start and captured a share of the regular-season crown with a 14-4 mark. Overall, MSU would finish with a 28-9 record.

The Spartans opened the 2010 NCAA Tournament as a No. 5 seed and advanced through the first weekend with narrow victories over New Mexico State (70-67) and Maryland (85-83). In the Midwest Regional, the Spartans won two more close games, defeating Northern Iowa (59-52) and Tennessee (70-69) to advance to the program's eighth Final Four and the sixth in the last 12 seasons under Izzo.

Michigan State led the nation in rebounding margin for the fourth time in Izzo's career, out-rebounding opponents by a +8.6 margin.

The 2008-09 season was one of the best in the history of Spartan basketball. Michigan State advanced to its fifth Final Four in 11 seasons, becoming just the fifth school in the history of college basketball to accomplish that feat. During the regular season, the Spartans won the Big Ten Championship with a 15-3 league record, including a school-best 8-1 mark on the road. MSU won the league title by four games, equaling the second-greatest margin in conference history. Overall, Michigan State finished the season with a 31-7 record, the third-highest win total in school history. For his efforts, Izzo was named Big Ten Coach of the Year for the second time in his career.

In the NCAA Tournament, Michigan State advanced through the first weekend with wins over Robert Morris and USC. In the Sweet 16, the Spartans took out defending National Champion Kansas. In the Elite Eight, MSU beat No. 1 seed and No. 1 ranked Louisville, marking just the third victory over the top-ranked team in The Associated Press Top 25 in school history. At the Final Four in Detroit's Ford Field, the Spartans beat No. 1 seed Connecticut before eventually falling to North Carolina in the title game.

Michigan State led the nation in rebounding margin for the third time in Izzo's career, out-rebounding opponents by a +9.3 margin. It marked the eighth time that an Izzo-coached team ranked in the top 10 in the nation. The Spartans also proved to possess a high-powered attack, leading the Big Ten in scoring offense (72.0 ppg).

Izzo directed Michigan State to a 27-9 record in 2007-08. The season finished with a trip to the Sweet 16 of the NCAA Tournament, marking MSU's seventh trip to the regionals in the last 11 years. The 27 wins marked the fifth-largest total in school history at the time, while the 24 regular-season victories were the then third-largest regular-season total for MSU. The Spartans were a perfect 17-0 at home, good for the first perfect home season since 2001 and the fourth in Breslin Center history.

The 2007-08 Spartans led the Big Ten in rebounding margin (+6.8). In league games, MSU paced the conference in field-goal percentage (.474) for the fifth-straight season, becoming the first school in league history to accomplish that feat.

Michigan State finished with a 23-12 mark in 2006-07. The Spartans had to overcome a large amount of adversity and a very difficult Big Ten schedule to advance to a 10th-straight NCAA Tournament. The Spartans also did something for the first time in school history - recording Michigan State's first home win over a No. 1-ranked team, with a 64-55 over Wisconsin.



The 2006-07 Spartans excelled by getting back to basics - rebounding and defense. On the glass, the Spartans led the Big Ten in rebounding margin (+7.0). Defensively, MSU allowed opponents just 57.2 points per game, the lowest total since the 1951-52 squad allowed 56.0 points. Opponents also shot just 38.4 percent from the field, the lowest percentage since 1958-59 (.379). Nationally, the Spartans ranked sixth in scoring defense and field-goal percentage defense and eighth in rebounding margin.

In 2005-06, Michigan State finished with a 22-12 mark. The Spartans played one of the nation's toughest schedules, playing more games against teams ranked in the RPI top 25 (13) and top 50 (18) than any other school. In Big Ten games, MSU led the conference in five stat categories including free-throw percentage (.781), field-goal percentage (.469), rebounding defense (30.1), rebounding margin (+4.2) and assists (15.81 apg).

Michigan State returned to the Final Four in 2005, becoming the only team to appear in four Final Fours between 1999 and 2005. The Spartans finished the season with a 26-7 mark, including 22-5 in the regular season. Since joining the Big Ten, only three Spartan teams finished the regular season with fewer losses.

In the NCAA Tournament, MSU defeated No. 1 Duke and No. 2 Kentucky in the Austin Regional, becoming the first team in tournament history to defeat the Blue Devils and the Wildcats in the same year. Despite losing to North Carolina in the Final Four, Izzo was named the 2005 Clair Bee Award winner, recognizing the Division I men's basketball coach who has made the most significant positive contribution to his sport.

Not only did the 2004-05 Spartans win, they were also statistically impressive, ranking in the top 15 nationally in six statistical categories, including free-throw percentage (.777), scoring margin (7th, +13.1), assists per game (10th, 17.1 apg), field-goal percentage (11th, .487), rebound margin (11th, +6.8) and scoring offense (13th, 78.5 ppg). MSU led the Big Ten in scoring for the second-straight year with 78.5 points per game - its highest scoring average since 1985-86 (83.1 ppg).

During the season, Izzo recorded his 232nd win at MSU, moving past Benjamin Van Alstyne for the second most number of career wins in Spartan coaching history. In summer of 2005, Izzo traveled to Kuwait to take part in "Operation Hardwood - Hoops With The Troops." Izzo was one of eight coaches and sports personalities coaching 13-member military basketball teams on Camp Arifjan, Kuwait, from Aug. 27-31. Camp Arifjan defeated the other bases to win the championship under the direction of Coach Izzo. Izzo made a return trip to Kuwait in May 2006.

In 2003-04, MSU opened the season with a 5-7 mark after taking on one of the most difficult non-conference schedules in NCAA history. Rather than give up, Izzo and the Spartans rallied to win 12 of the next 15 games, finishing just one game out of first place in the Big Ten at 12-4. For the year, MSU posted an 18-12 mark. Michigan State became the first team in Big Ten history to lead the conference in scoring offense (71.3 ppg), field-goal percentage (.522), 3-point field-goal percentage (.434) and free-throw percentage (.777) in the same season.

On Feb. 4, 2004, MSU defeated Iowa, 89-72, as Izzo recorded the 200th victory of his Spartan career, becoming just the third coach in MSU history to accomplish that feat. He also became the eighth head coach in NCAA history to record 200 wins in his first nine seasons. Ten days later, Izzo became just the third coach in Big Ten history to record 100 league wins in his first nine seasons, joining Bob Knight and Gene Keady as MSU defeated Minnesota, 69-58, on Feb. 14.

The 2002-03 season was a study in perseverance. Izzo rallied his team to win the final four regular-season games and eight of the last 10 conference games to finish 10-6 in the Big Ten, good for third place in the league. Michigan State made even bigger noise during the NCAA Tournament. The No. 7 seed Spartans easily dismissed Colorado in the first round, setting up a matchup with the No. 2 seed Florida Gators. The Spartans shocked many experts with a 68-46 victory in the Gators' home state. In the Sweet 16, MSU defeated defending-national champion Maryland in a thrilling two-point game, before eventually falling to the No. 1 seed Texas Longhorns in the Lone Star State.

The Elite Eight appearance was the fourth for MSU between 1999 and 2003. During that time period, no other school made more than two trips. In fact, since the NCAA Tournament expanded to 64 teams in 1985, just four programs (Duke, Kentucky, Michigan State and North Carolina) have advanced to four Elite Eights in any five-year period.

The 2001-02 season may prove to be one of Izzo's finest. Despite losing 81 percent of the scoring load from 2000-01, and having three key players miss several games with injuries, Izzo led the Spartans to a 10-6 Big Ten mark (19-12 overall), finishing just one game out of first place. MSU won 10 of the last 13 regular-season games and earned a spot in the NCAA Tournament.

In 2000-01, Izzo earned NABC National Coach of the Year and District II Coach of the Year honors for leading Michigan State to its third straight Final Four and fourth straight regular-season Big Ten Championship. MSU became just the fourth school in Big Ten history to win four straight league titles.

ANYONE, ANYWHERE

Tom Izzo has consistently played one of the toughest schedules in America. With a willingness to play at home, on the road or a neutral site, his list of regular-season non-conference opponents reads like a who's who of top college basketball programs: Arizona, Arkansas, Boston College, BYU, Connecticut, Duke, Florida, Florida State, Georgetown, Georgia Tech, Gonzaga, Iowa State, Kansas, Kentucky, Louisville, Marquette, Maryland, Miami (Fla.), Missouri, North Carolina, North Carolina State, Notre Dame, Oklahoma, Oklahoma State, Providence, Seton Hall, Stanford, Syracuse, Temple, Texas, UCLA, Utah, Virginia and Virginia Tech.

Most Ranked Opponents Among Final Four Teams Since 1997-98

205	Michigan State
192	North Carolina
186	Texas
180	Duke
175	Illinois
174	Kentucky

HEAD COACH **TOM IZZO****IZZO'S NBA PIPELINE**

Since Tom Izzo became head coach, 15 of his former Spartans have played in an NBA game. (Entering 2016-17)



**Maurice Ager, Alan Anderson
Keith Appling, Charlie Bell
Shannon Brown, Mateen Cleaves
Paul Davis, Branden Dawson
Jamie Feick, Draymond Green
Gary Harris, Adreian Payne
Morris Peterson, Zach Randolph
Jason Richardson**

Former Izzo assistant Jim Boylen is an assistant with the Chicago Bulls. Former video coordinator Paul Rivers is Director of Basketball Operations with the Oklahoma City Thunder, and former video coordinator Jordan Ott is an assistant coach with the Brooklyn Nets. Former managers and graduate managers have also found homes in the NBA. Brian Pauga is the Director of Player Personnel for the Minnesota Timberwolves, while Steve Hetzel is an assistant coach with the Charlotte Hornets. Dan Vincent is manager of advance scouting with the Cleveland Cavaliers, while Andrew Henk is an account executive with the Cavaliers. Zach Peterson is an assistant video coordinator with the Atlanta Hawks. Ryan Nadeau is a basketball operations associate with the Chicago Bulls. Nate Babcock is head video coordinator with the Brooklyn Nets, and Mike Pires is a basketball operations quality control assistant with the San Antonio Spurs. Former athletic trainer Quinton Sawyer is now an assistant athletic trainer with the Phoenix Suns. Former Spartan Travis Walton is an assistant coach with the Salt Lake City Stars of the NBDL.



MSU opened the season by winning its first 12 games to establish the best start in school history. On Dec. 25, 2000, the Spartans earned the top spot in The Associated Press Top 25, marking the first time they held the No. 1 position in the AP Poll since 1979. In Big Ten action, Michigan State posted a 13-3 record to win a share of the league crown. The Big Ten finale vs. Michigan marked Izzo's 100th Big Ten game. Through his first 100 games, Izzo posted a 72-28 mark, the fifth-best record in Big Ten history.

In the 2001 NCAA Tournament, Izzo guided the Spartans to a third-straight Final Four. For a third consecutive season, Michigan State earned a No. 1 seed. MSU won the first three games by double figures, establishing a record with nine straight NCAA Tournament victories by double digits. When MSU defeated Temple, 69-62, in the South Regional Final, the Spartans became just the ninth school to reach three-straight Final Fours and just the third since the NCAA Tournament field expanded to 64 teams in 1985. On the season, MSU finished with a 28-5 record.

Michigan State led the nation in rebound margin for the second straight season at +15.4 boards per game, tying the fifth-largest margin in Division I history (greatest since 1980). The Spartans also ranked 13th in the nation in scoring defense (61.8 ppg).

In 1999-2000, Michigan State captured the second NCAA Championship in school history and its third straight regular-season Big Ten Championship. MSU also won at least 30 games for the second straight season, posting a 32-7 mark, becoming just the second Big Ten school to accomplish that feat. The 65 wins over the 1998-99 and 1999-2000 seasons was the greatest two-year total in the history of the Big Ten. The Spartans also repeated as Big Ten Tournament champions.

Izzo led MSU to consecutive Final Fours for the first time in school history. For his efforts, Izzo was named USBWA District V Coach of the Year and NABC District 11 Coach of the Year. Izzo also recorded his 100th career victory in a Jan. 11, 2000, 77-71 overtime win over Indiana in the Breslin Center.

For the second consecutive season, Michigan State earned a No. 1 seed in the Midwest Region of the NCAA Tournament. After disposing of Valparaiso and Utah in Cleveland, the Spartans moved on to the Sweet 16 at the Palace of Auburn Hills, where they recorded come-from-behind victories versus Syracuse and Iowa State. In the Final Four, MSU defeated Wisconsin for the fourth time that season. The Spartans then captured their second NCAA title in school history, defeating Florida, 89-76.

In 1998-99, Izzo directed the Spartans on a magical run to the program's first appearance in the NCAA Final Four since 1979. Michigan State posted a record of 33-5, establishing a school record for most wins in a season. For his efforts, Izzo was named the Basketball Times National Coach of the Year and the National Association of Basketball Coaches (NABC) District 11 Coach of the Year. Throughout the Big Ten season, Michigan State established itself as the class program of the conference. Izzo directed the school to its second-straight Big Ten title. The Spartans followed up a 15-1 Big Ten regular season by capturing their first Big Ten Tournament championship. The 15 league wins tied a school record for most victories in conference play, while the Spartans' 93.8 winning percentage established a school record.

Whereas MSU's success in 1998-99 was expected, the Spartans took the college basketball world by storm in 1997-98. Izzo became the first MSU coach to earn Associated Press National Coach of the Year honors, leading MSU to a 22-8 record and a share of the Big Ten title. The Spartans posted a 13-3 mark in conference, earning Izzo Big Ten Coach of the Year honors.

Over the course of the 1997-98 season, Izzo and his team finished the year ranked No. 10 nationally by USA Today/ESPN, marking the first time the Spartans had finished in the Top 10 since 1995. In addition to his AP award, Izzo was named National Coach of the Year by Basketball News and the United States Basketball



HEAD COACH **TOM IZZO**

Writers Association (USBWA). Basketball Times selected Izzo as its Midwest Coach of the Year.

During Izzo's first season as head coach in 1995-96, he directed the Green and White to an overall slate of 16-16, including 9-9 in the Big Ten. Izzo recorded four wins over Top 25 teams. In 1996-97, Izzo guided the Green and White cagers to an overall mark of 17-12, including a Big Ten ledger of 9-9. Izzo led the Spartans to the second round of the NIT in each of his first two seasons.

In his 34th season as a member of the MSU coaching staff, Izzo has been with the Spartan program since taking a part-time assistant coaching position in 1983. An assistant coach with the Spartans from 1983-86, Izzo left MSU in May of 1986 to become the top assistant and recruiting coordinator at Tulsa. But, on June 10 of the same year, Izzo returned to East Lansing when Spartan assistant Mike Deane left to become head coach at Siena College.

Known as a tireless worker both on the recruiting trail and in the office, his hard work and loyalty were rewarded in July 1990, when Jud Heathcote appointed him associate head coach. His dutiful efforts were further recognized when, on March 30, 1993, then-MSU Athletics Director Merrill Dean Baker recommended both a one-year contract extension for Heathcote through the 1994-95 season and that Izzo be appointed head coach upon Jud's retirement. The MSU Board of Trustees accepted both recommendations on April 9, 1994.

Izzo originally came to MSU from Northern Michigan, where he had been an assistant from 1979-83. He was named a part-time assistant at MSU in September 1983. When former assistant Edgar Wilson left in November 1983, Izzo became a full-time assistant.

Izzo played guard for NMU's basketball team from 1973-77, and was voted the team's MVP as a senior. He was also a third-team Division II All-America pick that year and established the Wildcat record for most minutes played in a season. Following his graduation from NMU in 1977, Izzo took over as head coach at Ishpeming High School and served in that position for the 1977-78 campaign.

A native of Iron Mountain, Michigan, Izzo and former NFL head coach Steve Mariucci were Iron Mountain High School teammates in football, basketball, baseball and track. As college roommates at Northern Michigan, Izzo walked on to the basketball team, while Mariucci did the same with football. Both would go on to earn Division II All-America honors. Despite their busy schedules, they remain the closest of friends. For 10 years, they co-hosted a golf tournament in Iron Mountain to raise money for the community, including a fitness center for the high school.

In 1990, Izzo was inducted into the Northern Michigan University Hall of Fame and was selected as an inductee into the Upper Peninsula Hall of Fame during the summer of 1998. He was inducted into the National Italian-American Sports Hall of Fame in 2011.

In 2001, Izzo received honorary degrees from both Northern Michigan and Michigan State, delivering the commencement address at both graduation ceremonies.

Izzo is also an active volunteer in the community. Among his many efforts, he is very active with Coaches Vs. Cancer, Volunteers of America, Sparrow Hospital and the Jimmy "V" Foundation. In 2009, Izzo was presented the Coaches Vs. Cancer Champion Award, recognizing his work and leadership in the fight to save lives from cancer.

Izzo was born Jan. 30, 1955. His family includes his wife, Lupe, daughter, Raquel, and son, Steven.

THE TOM IZZO FILE**BORN**

January 30, 1955, Iron Mountain, Mich.

HIGH SCHOOL

Iron Mountain High School

COLLEGE CAREER

Northern Michigan University, Guard, 1973-77

COLLEGE DEGREE

Northern Michigan, 1977

COLLEGE HONORS

1977 Team MVP

1977 Division II All-American (third-team)

Established school season record for minutes played

COACHING CAREER

Head Coach, Ishpeming High School, 1977-78

Assistant Coach, Northern Michigan, 1979-83

Assistant Coach, Michigan State, 1983-86

Assistant Coach, Tulsa, May-June 1986

Assistant Coach, Michigan State, June 1986-90

Associate Head Coach, Michigan State 1990-95

Head Coach, Michigan State, 1995-Present

COACHING HONORS

Head Coach, 1997 Big Ten All-Star Team

1998 Associated Press National Coach of the Year

1998 Basketball News National Coach of the Year

1998 USBWA National Coach of the Year

1998 Big Ten Coach of the Year

1998 Basketball Times Midwest Region Coach of the Year

1999 Basketball News National Coach of the Year

1999 NABC District II Coach of the Year

2000 NABC District II Coach of the Year

2000 USBWA District V Coach of the Year

2001 NABC National and District II Coach of the Year

USA Basketball Assistant Coach, 2001 Goodwill Games

Head Coach, 2002 NABC All-Star Game

USA Basketball Head Coach, 2003 Pan-Am. Games

2005 Clair Bee Coach of the Year

2009 Big Ten Coach of the Year

2011 John R. Wooden Legends of Coaching Honoree

2012 Big Ten Coach of the Year

2012 NABC National and District 7 Coach of the Year

2012 CBSSports.com National Coach of the Year

2013 Wayman Tisdale Humanitarian Award

OTHER HONORS

1990 Inductee, Northern Michigan Univ. Hall of Fame

1998 Inductee, Upper Peninsula Hall of Fame

2011 Inductee, National Italian-American Sports Hall of Fame

2015 Inductee, Michigan Sports Hall of Fame

2016 Inductee, Naismith Memorial Basketball Hall of Fame

FAMILY

Wife - Lupe

Daughter - Raquel (22)

Son - Steven (16)

ASSOCIATE HEAD COACH **DWAYNE STEPHENS****14TH SEASON****PLAYING EXPERIENCE**

Michigan State (1989-1993)
1992 Team MVP
1993 Team Captain

COACHING EXPERIENCE

Oakland University (1997-99) - Assistant Coach
Marquette (1999-2003) - Assistant Coach
Michigan State (2003-Present) - Assistant Coach (2003-12)
- Assoc. Head Coach (2012-Present)

Dwyane Stephens is in his 14th season as an assistant coach at Michigan State, and his fifth as associate head coach.

Stephens' many responsibilities include player development, scouting and recruiting. He's worked closely with six Spartans selected in the last five NBA Drafts, including four front court players (Draymond Green, Adreian Payne, Branden Dawson and Deyonta Davis). Davis developed into an NBA draftee after just one season. Dawson finished his career as MSU's all-time leader in blocked shots. Payne developed into a two-time All-Big Ten performer and a first-round pick in the 2014 NBA Draft. Under Stephens' tutelage, Draymond Green was the 2012 NABC Division I Player of the Year, a Consensus First-Team All-American and won Big Ten Player of the Year honors. Green also finished his career as MSU's all-time leading rebounder, leading the conference in rebounding as a senior at 10.6 rpg, after finishing third in the league as a sophomore and junior. Spartan center Paul Davis was a three-time All-Big Ten honoree, including earning first-team all-conference and Associated Press honorable mention All-America honors in 2003-04, while finishing among the top 10 scorers and rebounders in MSU history. In 2009, All-Big Ten performer Goran Suton led the Big Ten in rebounding, one season after ranking second in the conference. Davis and Suton were also selected in the NBA Draft. In total, 21 different Spartans have earned some form of All-Big Ten recognition during his time on staff, while MSU has posted a 332-127 record in 13 seasons.

The Spartans led the nation in rebounding in 2009, 2010 and 2016, and have paced the Big Ten in seven of his 13 seasons.

Stephens has coached in 15 straight NCAA Tournaments, including the 2003 Final Four with Marquette and the 2005, 2009, 2010 and 2015 Final Fours with MSU. He has helped guide MSU to three Big Ten Championships and three Big Ten Tournament titles. Each of the top six seasons in MSU history for blocks have occurred since Stephens joined the coaching staff, including a school record 177 in 2016.

Stephens is recognized as one of the top recruiters in the nation, playing a major role in many highly-ranked recruiting classes. The 2016-17 Sporting News College Basketball Yearbook listed him as the best recruiter in the Big Ten. A May 2014 article by Jeff Goodman and Jay Bilas at ESPN.com named Stephens as one of the Top 15 head coaching candidates among assistant coaches. In 2013, he was mentioned in an ESPN.com article as one of the Top 15 Recruiting Assistants according to a vote of his peers. In 2012, Bleacher Report listed him among the Top 10 Best Assistant Coaches and the Top 10 Recruiters. He was among the top five coaches on a list of the "Top 25 High-Major Assistants," according to FoxSports.com in 2010. In 2008, he was listed among the top 20 High-Major Assistants in the nation by Goodman at FoxSports.com. He was named a Rivals.com Class of 2006 Top 25 Recruiters.

A Ferndale, Michigan, native, Stephens was a four-year letterwinner at MSU from 1989-93. In his four seasons, MSU posted an 84-38 overall record and made four postseason appearances, as Stephens never missed a game. As a freshman, Stephens was a third-team selection on Basketball Weekly's Freshman All-America Team and scored the game-winning basket in a 72-70 victory over Purdue that clinched the Big Ten Championship. In 1990-91, he was the recipient of MSU's Best Defensive Player Award on a squad that advanced to the second round of the NCAA Tournament.

Stephens earned MVP honors as a junior, averaging 11.2 points, 5.0 rebounds and 2.8 assists. He was named honorable mention All-Big Ten and was the recipient of MSU's Most Improved Player Award. In two NCAA Tournament games, Stephens averaged 16.0 points. As a senior co-captain in 1992-93, he averaged 9.1 points, 5.6 rebounds and 3.5 assists. He was named MSU's Best Defensive Player and earned a spot on the Basketball Weekly Honorable Mention All-Midwest Team. Following the conclusion of his collegiate career, Stephens played three professional seasons in Europe.

Prior to returning to his alma mater, Stephens spent four years (1999-2003) as an assistant at Marquette under former MSU assistant Tom Crean. In 2001, Brian Wardle became the school's first-ever first-team All-Conference USA honoree. Marquette made back-to-back NCAA Tournament appearances in 2002 and 2003, advancing to the Final Four in 2003. Dwyane Wade was a two-time all-league performer and earned First-Team All-America honors from The Associated Press in 2003. The Golden Eagles posted a 27-6 record in 2003, winning a Conference USA regular-season title.

Stephens spent the 1997-98 and 1998-99 seasons as an assistant coach at Oakland University, where the Golden Grizzlies compiled a 27-27 two-year record. The 1998-99 campaign marked Oakland's first season as a Division I member.

Stephens earned a bachelor's degree in criminal justice from MSU in 1993. His family includes his wife Sarah, daughters, Taylor and Skylar, and son, Noah.



ASSISTANT COACH **MIKE GARLAND****17TH SEASON****PLAYING EXPERIENCE**

Northern Michigan (1974-77)

COACHING EXPERIENCE

Detroit Cody High School (1977-79) - Assistant Coach

Belleville High School (1982-96) - Junior Varsity Coach (1982-87)

- Head Coach (1987-96)

Michigan State (1996-2003) - Assistant Coach

Cleveland State (2003-06) - Head Coach

Southern Methodist Univ. (2006-07) - Associate Head Coach

Michigan State (2007-Present) - Assistant Coach

Mike Garland is in his second stint on the Spartan bench, with the 2016-17 campaign marking his 17th season at Michigan State.

He returned to East Lansing for the 2007-08 season, having previously served as an assistant at MSU for seven seasons from 1996-2003. In his time at MSU, Garland has helped coach the Spartans to 15 NCAA Tournaments, seven Big Ten Championships, five Big Ten Tournament Championships, six Final Fours and one National Championship. In fact, he has been on staff for every Big Ten Championship the Spartans have won under Tom Izzo. He excels in self-scouting and individual player improvement. His instruction led to six Spartans being selected in the NBA Draft during a three-year span from 2000-02. In total, he has worked with 16 Spartans that have been selected in the draft, including six in the last five seasons.

"Mike is someone who was here through our championship and Final Four runs, and helped build this program from the ground up," said Izzo at the time of Garland's return. "Mike has a tremendous passion for coaching and developing relationships with players. He helps instill the toughness necessary to compete at the championship level."

In 2006-07, Garland served as associate head coach at SMU under Matt Doherty. Prior to that, he was head coach for three seasons at Cleveland State, posting a 23-60 record, while increasing the Vikings' win total each season. In his second season, the Vikings improved by six wins in Horizon League play, which was the fifth-best improvement in league history.

Prior to his arrival at East Lansing, Garland enjoyed a successful nine-year stint as varsity head coach at Belleville High School. During that time, he posted a career record of 153-49 (.757) while earning numerous coaching honors. He was selected as the Associated Press' 1993-94 Michigan High School Coach of the Year, while also being named the Michigan Mega Red Conference Coach of the Year. Garland, who coached three players to first-team all-state honors during his tenure at Belleville, was named The Detroit News All-Metro West Coach of the Year in 1990-91, while being selected as the All-Suburban Coach of the Year during the same campaign by the Detroit Free Press. His Belleville teams won six Mega Red Conference championships, four district titles and advanced to the state tournament quarterfinals in 1991. He spent five seasons as an assistant at Belleville before being named head coach.



Garland started his coaching career in 1977 with a two-year stint as an assistant basketball coach at Cody High in Detroit. Garland then headed to private business for several years before his desire to teach led him back into coaching as the junior varsity coach at Belleville High in 1982.

Garland earned a bachelor's degree in physical education and community recreation from Northern Michigan in 1977. While at NMU, he was the recipient of the Minority Student Academic Achievement Award. Izzo and Garland were teammates on the Wildcats' basketball squad.

Garland's family includes his wife, Cynthia, daughter, Simone, and sons Quentin and Michael Ray, and grandchildren Simone, LaNyla, Jacqueline, Amanda and Jeremiah.

ASSISTANT COACH **DANE FIFE****6TH SEASON****PLAYING EXPERIENCE**

Indiana (1998-2002)
2002 Big Ten Defensive POY
2001 & 2002 Team Captain

COACHING EXPERIENCE

Indiana (2003-05) - Administrative Assistant
IPFW (2005-11) - Head Coach
Michigan State (2011-Present) - Assistant Coach

Dane Fife is in his sixth season as an assistant coach at Michigan State, working closely with the Spartan perimeter players.

Last season, Fife helped guide Denzel Valentine to National Player of the Year honors, while Bryn Forbes earned Second-Team All-Big Ten honors. Valentine was selected by the Chicago Bulls in the lottery of the 2016 NBA Draft, while Forbes signed a free-agent contract with the San Antonio Spurs. On the court, MSU led the nation in assists per game (20.5), while setting school single-season records for assists (719) and made 3-pointers (321).

One year earlier, Travis Trice and Valentine earned All-Big Ten honors. In 2013-14, Gary Harris earned First-Team All-Big Ten honors and was selected in the first round of the 2014 NBA Draft, one season after becoming the first Spartan to ever be named Big Ten Freshman of the Year. Keith Appling and Valentine were honorable mention honorees in 2014. For Appling, who entered MSU as a shooting guard, he earned All-Big Ten honors three straight seasons after developing as a point guard.

Fife also brings the defensive intensity he possessed as a player to his role as a coach, as the Spartans have held opponents below a .400 field-goal percentage in each of the last five years, including ranking second nationally in both 2015-16 (.382) and in 2011-12 (.379), marking the best effort by MSU since 1959. He is also instrumental in MSU's scouting and recruiting efforts. A May 2014 article by Jeff Goodman and Jay Bilas at ESPN.com listed Fife among the top head coaching candidates in the nation.

Prior to his arrival in East Lansing, he spent six seasons as head coach at IPFW. In each of his six seasons, IPFW tied or broke its record for wins at the Division I level, as Fife guided the Mastodons from Independent status to membership in the Summit League. He posted an 82-97 record, including a 34-27 mark over the last two seasons, and a four-year mark of 37-35 in conference. In his final season of 2010-11, IPFW finished with an 18-12 record, including an 11-7 record in the Summit League and secured the No. 4 seed in the Summit League Tournament, the program's highest seed ever in four years of conference membership.

A 2002 graduate of Indiana University, Fife led the Hoosiers to the 2002 National Title game and a share of the regular-season Big Ten Championship. Individually, he was named co-Big Ten Defensive Player of the Year as a senior. He is the Indiana career leader with 180 steals over the course of his four-year career (1998-2002), while the 53 he recorded as a senior rank tied for the eighth-best single-season mark at IU. With 99 career 3-pointers, he ranks among the top 20 in school history, while his .478 3-point field-goal percentage in 2001-02 ranks sixth on IU's single-season chart. The 37 games he started as a senior established the Indiana single-season mark, while the 131 games in which he played over the course of his career rank tied for sixth all-time at IU.

In 2005, Fife was named head coach at IPFW, becoming the youngest head coach in Division I basketball at just 25 years old. He held that distinction for five seasons. In his first season, Fife took over a program that had never posted double-digit wins and won 10 games, improving on that total every subsequent season. The 2007-08 season was IPFW's first as a member of the Summit League, as the Mastodons finished their first league slate at 9-9 and secured the school's first-ever conference tournament bid, and win (66-62 vs. Southern Utah). In 2008-09, Fife coached forward Deilvez Yearby, the 2009 Summit League Sixth Man of the Year. As a team, the Mastodons also had signature wins, topping two-time defending league champion Oral Roberts and handing Valparaiso its worst home defeat in 11 years (63-46). Fife's 2009-10 squad became the first Mastodon team to produce a winning season (16-15). IPFW was 9-9 in league play, and advanced to the semifinals of the conference tournament. Fife mentored three all-conference performers, including Jaraun Burrows (2008, 2nd Team), Deilvez Yearby (2010, 2nd Team) and Ben Botts (2011, 2nd Team).

Prior to becoming head coach at IPFW, Fife was a member of Mike Davis' staff for two years at Indiana, serving as an administrative assistant.

Fife was the Gary Steelheads' first round pick in the 2002 CBA Draft and started five of the 34 games in which he played, averaging 3.4 points.

A 1998 graduate of Clarkston (Mich.) High School, Fife was the recipient of the Hal Schram Mr. Basketball Award in 1998. He was also a McDonald's and Parade All-America selection, while playing for his father Dan.

He owns two degrees from Indiana, earning a bachelor's degree in recreation (2002) and a master's degree in athletic administration (2005). His family includes his wife Blair and daughters Quinny and Reagan.



DIRECTOR OF BASKETBALL OPERATIONS **DAVID THOMAS**

David Thomas, who was a member of the 2000 Spartan men's basketball national championship team, is in his second season as director of basketball operations after spending the 2014-15 season with the Michigan State women's basketball team in a similar position.

Thomas has been a staple of the Greater Lansing community since finishing his professional basketball career in 2009. Prior to returning to MSU, he spent two years working for Michigan State University Federal Credit Union, most recently as the Business Services Assistant Manager. Prior to that, Thomas was the owner and operator of Evergreen Car Wash & Detail in Lansing for four years. During that time, he also spent time as the host of the Spartan Fastbreak show on WLNS TV from 2010-12.

Since 2002, Thomas founded, coordinated and managed the daily operations of the David Thomas Basketball Clinic. The camp, which reached over 300 athletes per year, was for both boys and girls ages 6-18. Thomas was also a board member of many local organizations, including the East Lansing Basketball Club, the Lauren Aitch Cancer Research Foundation, the Learn Live Lead Entrepreneurial Academy and the MSU Varsity S Club.

Thomas spent nine seasons playing professionally in Australia, for the Melbourne Tigers (2001-08) and the Cairns Taipans (2008-09). While with Melbourne, the team won the 2005-06 and 2007-08 national championships. In addition, Thomas was a member of the Canadian National teams from 2000-08, including representing his home country at the 2002 World Championships.

A versatile 6-7 guard/forward, Thomas played four seasons for MSU (1996-98, 99-01), highlighted by the 2000 National Championship, four Big Ten championships and three Final Fours. During his junior season, Thomas was fourth on the team in assists and started the first 11 games of the season at point guard while Mateen Cleaves recovered from injury. In his Spartan career, Thomas averaged 3.2 points, 3.6 rebounds and 1.2 assists in 114 career games, including 46 starts.


Thomas graduated from MSU in 2001 with a degree in advertising. He lives in East Lansing with his wife Toni, also a MSU grad, and their two children Kingston and Kennedy.

VIDEO COORDINATOR **DREW DENISCO**

Drew Denisco is in his second season as video coordinator for the Spartans. A native of Worthington, Ohio, Denisco assists the coaching staff in breaking down game and practice video to create individual player edits for the Spartans along with opponent scouting materials. Denisco most recently spent three seasons as a seasonal video assistant coordinator with the NBA's Cleveland Cavaliers, where he worked under the direction of former Spartan manager Dan Vincent. Prior to joining the Cavaliers, he spent two seasons at the University of Akron, serving as graduate manager and then video coordinator while completing a master's degree in sport administration (2012). He spent one year as a graduate manager at Cleveland State in 2009-10. Denisco earned a bachelor's degree in psychology from Wittenberg University in 2009, where he played one season before later acting as a student assistant for the men's basketball team. His family includes his wife Allison and daughter Jordan.

ASSISTANT VIDEO COORDINATOR **DOUG HERNER**

Doug Herner is in his 13th season as assistant video coordinator with the Michigan State basketball program. Herner has 22 years of experience as a coach at Lansing Sexton High School, while also serving as a teacher for 34 years. For seven seasons, his duties also included serving as camp director for Michigan State's basketball camps. He received his bachelor's degree in education from the University of Michigan in 1964. He earned three varsity letters in basketball with the Wolverines from 1961-64, winning a Big Ten title in 1964. He was inducted into the Greater Lansing Sports Hall of Fame in 1988. His family includes his wife, Sue, daughters, Holly (husband Rashad) and Tamara (husband Walter), and sons, D.J. and Scott, and grandchildren Kristy, Sophia, Katy and Kai.

ATHLETIC TRAINER **NICK RICHEY**

Nick Richey is in his first season as athletic trainer for the Michigan State men's basketball team. Previously, Richey served as the head athletic trainer for the Wake Forest football program for the last two seasons. Richey joined the Demon Deacons after spending two seasons as the Assistant Athletic Director for Sports Medicine at Bowling Green where he worked with the Falcon football program. Prior to Bowling Green, Richey was an assistant athletic trainer at the University of Illinois for five seasons, including four years as the head athletic trainer for football. He also served as an assistant athletic trainer at Notre Dame and as a graduate assistant at Virginia Tech, while earning his master's degree. A native of Greenfield, Indiana, Richey received his bachelor's degree in athletic training from Purdue University in 2003 and his master's of education degree in health and promotions and health education from Virginia Tech in 2005. Nick and his wife Abby have three children, sons Hayden and Grady and daughter Cecilia.

STRENGTH & CONDITIONING COACH **TODD MOYER**

Todd Moyer is in his second season as strength and conditioning coach for the Spartans. Moyer came to MSU after one season working with the Tennessee men's basketball program, following one season as associate director of strength and conditioning at Southern Miss in 2013-14. Before his lone season at Southern Miss, Moyer spent eight years at Jacksonville University, the last five of which he held the title of head strength and conditioning coach. Moyer served as an intern at Jacksonville in 2005-06 before taking an assistant strength and conditioning coach position at Wayne State in Detroit. He was a graduate assistant strength and conditioning coach at his alma mater, Bowling Green, from 2004-05. He preceded that post with stints as a strength and conditioning intern for the USF football program in 2003 and the Detroit Tigers/Oneonta Tigers that same year. Moyer earned his bachelor's degree as an exercise specialist from Bowling Green in 2002, and he also received his master's in developmental kinesiology from Bowling Green in 2005.

DIRECTOR OF SPORTS MEDICINE AND PERFORMANCE **JEFF KOVAN**

Dr. Jeff Kovan was promoted to Director of Sports Medicine and Performance for Michigan State athletics in summer 2013. Prior to that, Kovan had served as the primary care sports medicine director since 1996. Dr. Kovan is an assistant professor in the College of Osteopathic Medicine in the Department of Radiology, Division of Sports Medicine. He is Board certified in Family Medicine and has completed his Certificate of Added Qualifications in Sports Medicine. A 1987 graduate of MSU's College of Osteopathic Medicine, he worked at Western Michigan University's sports medicine department before returning to MSU in 1995 to direct the school's Sports Medicine program. His family includes wife, Jessica, daughters, Brianna and Sarah, and son, Zachary.

EQUIPMENT MANAGER **DAVE PRUDER**

Serving as the equipment manager for the Spartan men's basketball team is Dave Pruder. A certified equipment manager and a member of the equipment staff since 1989, Pruder was promoted to director of athletic equipment in 2015. In addition to the planning and distribution of equipment for Spartan athletes, Pruder acts as a liaison between Michigan State and outside equipment and apparel companies. An avid runner, he has completed 82 marathons, including one in every state and 20 Boston Marathons. He received his bachelor's degree in business from Michigan State in 1987, his master's in physical education and exercise science in 1989 and his M.B.A. in 1992. Pruder's family includes wife, Theresa, daughter, Kristen, and son, David Thomas.



ACADEMIC COORDINATOR **KRISTIN REINHART**

Kristin Reinhart is in her fifth year as the academic coordinator for the men's and women's basketball teams. Prior to Michigan State, she served as an academic counselor for several Olympic sports at Penn State University. A native of East Lansing, Reinhart received her bachelor's degree in accounting from Ferris State University in 2007, where she was a four-year letter winner on the basketball team. While earning her master's degree in sports administration in 2010 from Michigan State, she served as a mentor and graduate assistant with Student-Athlete



Support Services. Following MSU, Reinhart completed a post-grad internship at North Carolina State University in the Academic Support Program for Student-Athletes office working with men's basketball. She is a member of the National Association of Athletic Academic Advisors (N4A) and graduated from the N4A Professional Development Institute in 2011.

OFFICE **STAFF****LORI SODERBERG**

Executive Secretary

**KRISTIN PORTER**Sport Operations
AssistantGRADUATE **MANAGERS****AUSTIN THORNTON**

Graduate Manager

**THOMAS KELLEY**

Graduate Manager

**ANDREW NOVAK**

Graduate Manager

SUPPORT STAFF



SPARTAN MANAGERS

Back Row (L-R): Colin Donnelly, Jalin Thomas, Brian Novak, Ian May, Casey Watters Front Row (L-R): Jalen Holmes, Drew Kacmarcik, Matt McCall, Roscoe Johnson, T.J. Nichols



OFFICE ASSISTANTS

Back Row (L-R): Morgen Brenneman, Tasha Thomas, Cara Kaye, Jillian Kaye, Jourdan Sergent Front Row (L-R): Adonne Washington, Kristyn Crippen, Raquel Izzo, Katrina Gerber, Mariel Dunn, Cedee Powers

The student office assistants have also used their time in the Spartan basketball office to prepare for rewarding careers, including some in athletics. Here is a list of those still involved in athletics.

Toni Connor, Manager of Suite Services, Tampa Bay Lightning
Laura Hue, Asst. Compliance Dir., Northern Kentucky
Kelsie Joestgen, Production Coordinator, ESPN

CAREERS IN SPORTS

Since moving into the Berkowitz Basketball Complex in 2002, 38 managers, graduate managers and video coordinators have moved on to a profession in athletics. Here is a list of the 27 still involved in athletics:

Nate Babcock
Head Video Coordinator, Brooklyn Nets
Jon Borovich
Associate Head Coach, Northern Illinois
Rick Carter
Associate Head Coach, DePaul
Jamie Curtis
Lead Media Operator, ESPN/SEC Network
Jon Dykema
Mgr. of Football Admin./Lead Counsel, Detroit Lions
Sean Dwyer
Assistant Coach, Northern Kentucky
Joe Griffin
Head Coach, Roosevelt University
Andrew Henk
Account Executive, Cleveland Cavaliers
Steve Hetzel
Assistant Coach, Charlotte Hornets
TJ Hurley
Assistant Coach, Dearborn Hts. Crestwood H.S.
Justin Munson
Athletic Business/Operations Asst., Wayne State
Ryan Nadeau
Basketball Operations Associate, Chicago Bulls
Andrew Novak
Graduate Manager, Michigan State Basketball
Jordan Ott
Assistant Coach, Brooklyn Nets
Brian Puga
Director of Player Personnel, Minnesota Timberwolves
Kevin Puga
Assistant AD/Administration, Michigan State
Zach Peterson
Assistant Video Coordinator, Atlanta Hawks
Mike Pires
Basketball Ops Quality Control Asst., San Antonio Spurs
Paul Rivers
Director of Basketball Ops., Oklahoma City Thunder
Joe Rood
Director of Marketing, Pittsburgh
Reed Schuitema
Director of Football Operations, Central Mich.
Robby Smith
Sports Operations Coordinator, Michigan State
Bryan Tibaldi
Director of Basketball Operations, DePaul
Drew Valentine
Assistant Coach, Oakland
Dan Vincent
Manager of Advance Scouting, Cleveland Cavaliers
Charlie Wesley
Elite Support Manager, Hudl
George Wishart
Assoc. Producer/Assoc. Director, CBS Sports

ELITE

MICHIGAN STATE BASKETBALL

THE SPARTANS



MSUSPARTANS.COM

2016-17 OUTLOOK



Guards Eron Harris and Tum Tum Nairn Jr. are the most experienced returning Spartans, combining for 40 starts in 2015-16.

2016-17 MICHIGAN STATE MEN'S BASKETBALL

The Spartans will look drastically different in 2016-17 than they did the last time they took the court in the 2016 NCAA Tournament. MSU said goodbye to one of the greatest senior classes in school history in Denzel Valentine, Matt Costello, Bryn Forbes and Colby Wollenman, which finished tied as MSU's all-time second-winningest class, along with freshman Deyonta Davis who was selected in the 2016 NBA Draft. But a hungry core of returners along with one of the nation's top incoming freshman classes has the Spartans expecting great things this season.

"We're trying to win the Big Ten and we're trying to get to the Final Four. That's just where our program is at," said Michigan State head coach Tom Izzo. "That really doesn't change much for me."

While long-term success is expected, both internally and by outside rankings which have Michigan State as a consensus top-12 preseason team, the Spartans won't ease into the season. In November alone, Michigan State will travel more than 13,600 miles with trips to Hawaii, New York, the Bahamas and North Carolina, while facing at least three Top 10 teams and perhaps a couple more ranked opponents.

"We have the toughest November schedule with an incredible distance traveled and short recovery time," said Izzo. "We could be very good and lose to a lot of those teams. It's possible that we could be 3-5 and still be pretty good. So I have to make sure that doesn't define our team in November and December, when it needs to be defined in February and March."

In total, the slate features 15 teams that appeared in the 2016 postseason, including 11 opponents that played in the 2016 NCAA Tournament. In addition, nine opponents are ranked in at least one preseason poll.

THE BACKCOURT

Michigan State's backcourt is its most experienced unit with seniors Eron Harris (6-3, 190) and Alvin Ellis III (6-4, 210), junior Lourawls "Tum Tum" Nairn Jr. (5-10, 175) and sophomore Matt McQuaid (6-4, 200) all having played significant minutes during their career. But it will also receive an influx of talent from 2016 McDonald's All-American Joshua Langford (6-5, 210) and 2016 Michigan Mr. Basketball winner Cassius Winston (6-0, 185), providing MSU with one of the deeper backcourts in the nation.

Although just a junior, Nairn is the unquestioned leader of the team. He started the first 18 games of 2015-16, ranking among the national leaders in assist-to-turnover ratio through the first 13 games of the season

(3rd, 6.3). This was despite playing through the pain of plantar fasciitis in his right foot. Eventually the pain was too much and Nairn sat out for seven games, but was still limited upon his return. Following an off-season procedure to eliminate the issue, Nairn returned to action this summer and went to work making sure his on-court production backed up his exceptional leadership skills.

"He's going to be one of the best leaders in college basketball," said Izzo. "The problem is to be the greatest leader, you don't have to be the best player, but you have to be a very good player. And that's what he's working toward."

Perhaps most impressive about Nairn is the way in which he's embraced MSU's young talent, including Winston who plays the same position.



2016-17 OUTLOOK



Cassius Winston (#5), Nick Ward (#44), Miles Bridges (#22) and Joshua Langford (#1) comprise one of the nation's top freshman classes. Arguably the best recruiting class of the Tom Izzo era, all are expected to contribute immediately.

"Tum has just taken Cassius under his wing, and Cassius has been awesome with it," Izzo said. "They have become very tight, and I feel very secure about the point guard position."

Harris opened the 2015-16 season coming off the bench in a sixth-man role. But when MSU's National Player of the Year Denzel Valentine went down with an injury, Harris moved into a starting role. Even when Valentine returned, Harris remained in the lineup, finishing the year by starting 22 of the final 23 contests. At 9.3 points per game, he is MSU's leading returning scorer, including averaging 17.8 points in the four games Valentine missed due to injury. But it's improvement in other areas of his game that have Izzo excited and expecting more.

"Where he made the big jump last year is he really excelled defensively," said Izzo. "He made a real commitment to his defensive side. He's now a more complete player. He's improved his ball-handling and his passing and he's become more of an unselfish team player. I'm expecting him to be our leading scorer."

Competition in the backcourt will make for a stronger unit. Although Nairn and Harris started a combined 40 games in 2015-16, Langford and Winston expect to see significant minutes in their first season.

Langford was named the Alabama Class 3A Player of the Year a remarkable five times, while also capturing three state championships. He's been solid from the moment he stepped on campus this summer and displays an all-around game on the court.

"He spends time on his game, and he has a high basketball IQ," said Izzo. "He's always looking for perfection, and he sometimes gets bummed out when he doesn't achieve that. But that's the only negative I've seen. We've gotten just what we thought we'd get and more. He's just an unbelievable kid."

Winston entered Michigan State on the heels of capturing a Class A State Championship and Michigan Mr. Basketball honors at University of Detroit Jesuit, including a 31-point, nine-assist effort in the state title game. Like Langford, he's given the MSU staff even more than they expected right away.


"I always knew he was an excellent passer, but I was worried about his communication and his shooting," said Izzo. "But he's shot the ball very well and his communication has been so much better than I gave him credit for. I don't think there's a guy I've had that is as basketball savvy. The way he can thread the needle with some of his passing is incredible."

After an up-and-down first three seasons, Ellis is ready to make his senior campaign his best. And his renewed commitment has his head coach cautiously optimistic.

"When he started to make basketball more important he started to play better," said Izzo. "He's got experience, he's got intelligence and he's got a good basketball IQ. He's always been able to pass pretty well and he's improved his shooting this summer."

McQuaid burst on to the scene by knocking down three 3-pointers against No. 4 Kansas in his second game as a Spartan. On the year, he averaged nearly 16 minutes

2016-17 OUTLOOK



Matt McQuaid developed a reputation for coming through in the clutch in big games as a freshman.

and shot .409 from behind the 3-point arc. He played through discomfort for much of the year and needed an off-season procedure on his pelvic area and hernia surgery. He returned for fall practice and is expected to contribute as one of the top shooters in the nation.

"I have really high hopes for Matt," said Izzo. "He can shoot it, he's a very good athlete, he guards pretty well and he uses ball screens well. It's just a matter of him needing to get bigger and stronger and more confident. He can become his own worst enemy because he's so hard on himself."

Sophomore Kyle Ahrens (6-5, 215) saw limited action in 26 games last season. But Izzo believes Ahrens continues to develop as a player.

"We almost redshirted him last season, but he didn't want to because he missed most of his junior year of high school with an injury," said Izzo. "He's one of the two or three best athletes on this team, and he brings incredible toughness. He's a hard-working kid that can really shoot it."

Junior Greg Roy (6-3, 210) and redshirt freshman Conner George (6-3, 200) add depth in the backcourt.

"Greg is a phenomenal athlete, who's got good skills and he's strong," said Izzo. "Conner improved his body tremendously this summer. I think his dream is to play here, and the way he shoots the ball, he's going to be able to fit into the rotation at some point."

THE FRONT COURT

Whereas the Spartan backcourt has 60 career starts at Michigan State, including 41 last year, the frontcourt has just one player with starting experience at MSU. Gavin Schilling (6-9, 240) has started 38 games in his career, including just four last season. But Schilling and redshirt sophomore Kenny Goins (6-6, 230) give MSU a pair of experienced returners, as both averaged double-figure minutes in 2015-16, while freshmen Miles Bridges (6-7, 230) and Nick Ward (6-8,

250) combine with graduate transfer Ben Carter (6-9, 225) to form a potent newcomer trio.

Bridges is Michigan State's highest-rated recruit in more than a decade. A 2016 McDonald's All-American, he combines athleticism, strength, basketball talent and IQ in a way not seen among many players in the nation. Although he's yet to suit up in a game as a Spartan, his coach sees the sky as the limit to his potential. So do others, as the Sporting News tabbed Bridges as a second-team preseason All-American, while he's a nearly unanimous selection as the Big Ten's top freshman.

"Miles has a chance to be a special, special player here," said Izzo. "He's got to improve a few things - his shooting is decent, but it could be really good, and his shot selection could be better. But he has a couple of things that you can't coach. His athletic ability, his toughness, his strength - they're all off the charts. He's got a good basketball IQ and he knows when and where to pass."

"But where I've been most impressed with Miles is the way he's handled himself with all the notoriety once he got here. I've been told at summer league he signed every autograph and was the most personable guy there."

Schilling entered the 2015-16 season expected to start in the post after a stellar trip to Italy with the Spartans in August 2015 after which Coach Izzo called him one of the two best players on the trip. But a turf toe injury he sustained in the second exhibition contest forced him to miss nearly eight weeks of action, not returning until Dec. 19 (MSU's 12th game of the season). In his absence, Costello emerged as MSU's starter while Schilling struggled to make up for lost time. Now committed to making his senior season a good one, Schilling has a believer in his coach.

"Now that he's putting more time in, I'm excited about where Gavin is and where he's got a chance to go," said Izzo. "He'll be different than Costello, but he should be as good a rebounder as we've had with his athletic ability. He's just got to get his mentality there. Coming out



Alvin Ellis III has appeared in more games at Michigan State (101) than any returning player.

2016-17 OUTLOOK



Kenny Goins has the athleticism and the length to be a versatile player on both ends of the court.



Gavin Schilling has started 38 games in his Spartan career, including 33 as a sophomore in 2014-15.

of Italy last summer, I expected Gavin to be our starter. I expect him to perform at that same level and beyond."

Goins' first big moment came in MSU's victory over Louisville in the 2015 Big Ten/ACC Challenge. He grabbed 13 rebounds to help MSU out-rebound the nation's top rebounding team at the time. Throughout the season Goins provided solid play off the bench, including a strong nine-point, nine-rebound game at Purdue. In the next game vs. Indiana, however, a player ran into his knee causing a sprain that forced him to miss the next eight contests. He returned for the NCAA Tournament, but once again a player rolled into him, reinjuring the same knee. After offseason surgery, Goins is ready to return with the same versatility that made him so valuable last season.

"Kenny is a phenomenal follower, and a guy everyone has really grown to like," said Izzo. "He's got great athleticism and long arms so he can guard a lot of different people. He's also proven to be a pretty good shooter."

Ward was the first member of the incoming freshman class to commit to Michigan State, back in spring of 2015. From there, he helped to convince others to join him as part of a special class. While he has room for improvement defensively and must continue to improve his conditioning, he has a knack for scoring around the basket and soft hands that lead to comparisons to a former Spartan great and current NBA star.

"He's a poor, poor man's Zach Randolph, although he's a better athlete than Zach," said Izzo. "He doesn't jump high, but he's got big hands and a great touch around the basket. He has good vision, but he's got to learn to pass out of the post once he gets the ball on the block."

"Like 99 percent of big guys, he's got to improve his work ethic but it's taken a giant step. We were con-

cerned about his weight, but he came in at 278 and he's down to 250. We thought we'd have more of a project, and although he is, he's definitely surprised us. He's definitely going to be able to play and help us this year."

Carter didn't decide to join the Spartan basketball program until late May and he remained at UNLV over the summer to finish his degree, so he didn't arrive on campus until late August. And while recovery from a late January ACL injury has limited his participation in summer and fall workouts, there's still room for him to contribute in the Spartan frontcourt. During Izzo's yearly recruiting trip to Las Vegas, he heard good things about his incoming local.

"Everybody out there talked very highly of him and very highly of his basketball IQ," said Izzo. "What struck me about Ben from the very first time I talked to him was that the most important thing to him was winning and being a part of a championship team. We knew his interim coach at UNLV and he felt Ben was one of the keys to their team last season before he was injured. He's going to give us a bona fide 4-man and it's been fun to have him as a part of our team."

Senior Matt Van Dyk rounds out the depth in the front court. A former walk-on Van Dyk is on scholarship this season. And while his on-court contributions are limited, his leadership skills and example are key to the team's success.

"Matt will fill the leadership, mentoring role that Colby Wollenman did last year," said Van Dyk. "He's been great with our young kids. He's a great student and an unbelievable worker. That's always a good guy to have around. He's also one of the best athletes on the team, so I could see us using him."

0

KYLE
AHRENS

2016-17 SPARTANS

SPARTAN BASKETBALL



0 KYLE AHRENS

6-2 // 215 // VERSAILLES, OHIO

SOPHOMORE // GUARD



CAREER STATS

Year	GP/GS	Min./Avg	FG-FGA	FG%	3FG-FGA	3FG%	FT-FTA	FT%	OFF-DEF	REB	AVG	PF/D	A	TO	BL	ST	PTS	AVG
15-16	26/0	86/3.3	10-24	.417	4-13	.308	7-10	.700	8-8	16	0.6	10/0	7	9	2	2	31	1.2
TOTAL	26/0	86/3.3	10-24	.417	4-13	.308	7-10	.700	8-8	16	0.6	10/0	7	9	2	2	31	1.2

THE WORD

Strong, tough wing player • Explosive athlete with high basketball IQ • Very good outside shooter • Ability to play multiple positions • Possesses a bulldog mentality.

2015-16

Appeared in 26 games, averaging 1.2 points and 0.6 rebounds in 3.3 minutes • Scored a season-high five points and grabbed a season-high three rebounds against Arkansas-Pine Bluff (11/20) • Scored four points in three games against Boston College (11/26), Rutgers (1/31) and Penn State (2/28) • Played a season-high 11 minutes against Binghamton (12/5).

HIGH SCHOOL

Averaged 30.0 points, 8.3 rebounds and 3.4 assists per game as a senior at Versailles High School, playing for Coach Scott McEldowney • 2015 Associated Press Division III First Team All-Ohio • Led the Tigers to the Ohio High School Athletic Association regional tournament, falling in the district finals • First Team All-Midwest Athletic Conference • Division III Southwest District Boys Basketball Player of the Year • Participated in the 2015 American Family Insurance High School Slam Dunk Championship • Played in the Ohio Division III-IV North-South All-Star Game, scoring 15 points for the South • Daily Advocate (Greenville, Ohio) Winter Sports Athlete of the Year • Averaged 22 points, seven rebounds and four assists as a junior, before suffering a season-ending leg injury in the sixth game of the season • Shot 62 percent from two-point range and 40 percent from outside the arc, while also shooting 77 percent from the foul line • Helped lead Versailles to the Ohio Division III state title game as a sophomore, posting a final record of 23-6 • Averaged 19.8 points as a sophomore, leading the team in scoring, rebounding, steals and assists, while shooting .824 from the foul line, to earn special mention Division III All-Ohio honors • Was a four-year

starter • His dunk over an opposing player in the state semifinals was featured on ESPN SportsCenter's Top 10 plays • Rated the No. 36 shooting guard in the nation by ESPN100 and No. 47 by 24/7 Sports, and the No. 25 small forward by Scout.com • National Honor Society member.

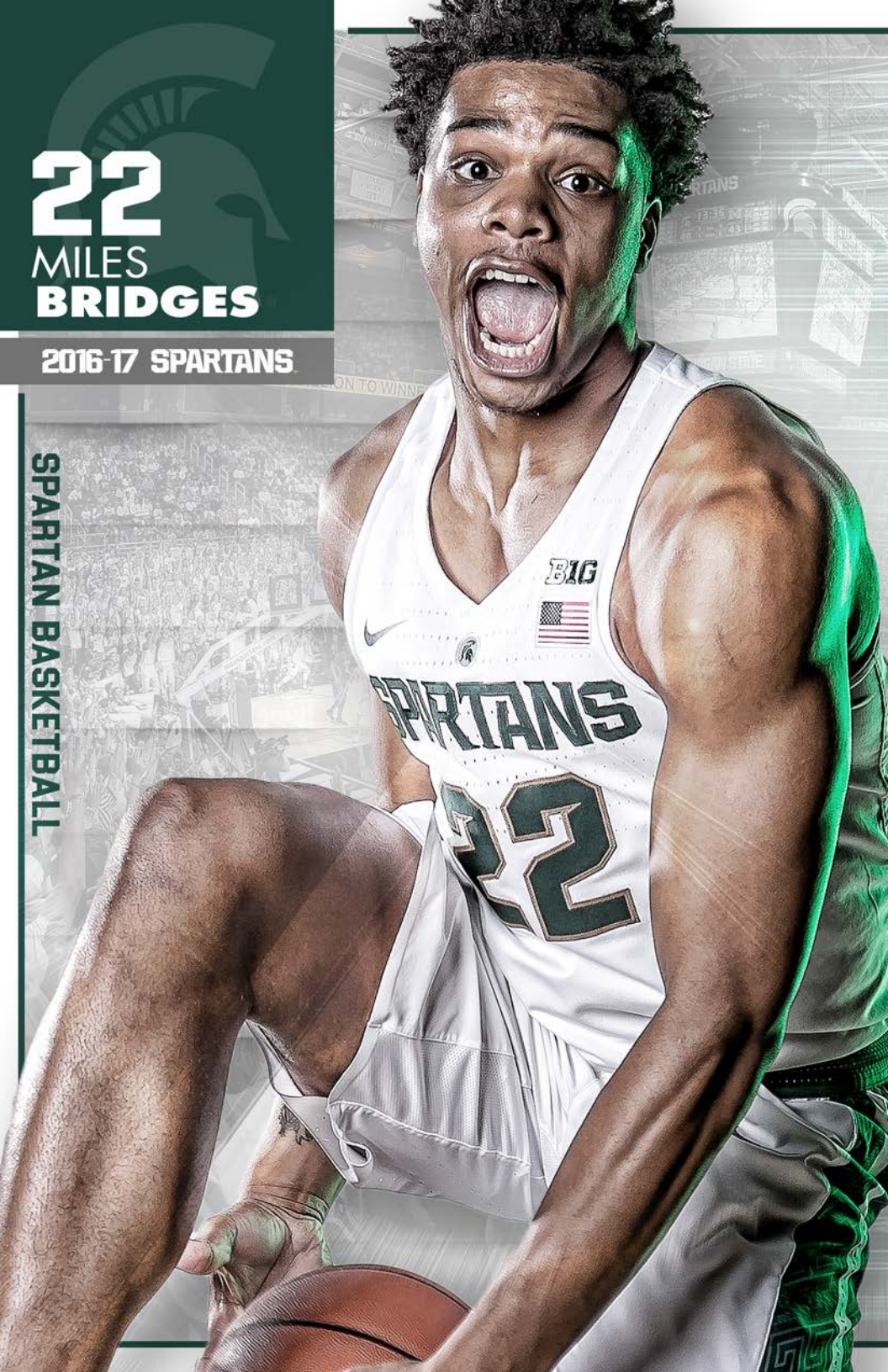
PERSONAL

Born March 6, 1996 • Son of Kevin and Susan Ahrens • Advertising major.

22
MILES
BRIDGES

2016-17 SPARTANS

SPARTAN BASKETBALL



22 MILES BRIDGES

6-7 // 230 // FLINT, MICHIGAN FRESHMAN // FORWARD



THE WORD

Preseason Second Team All-American as selected by The Sporting News • Named the Big Ten's Most Entertaining Player by Lindy's Sports Annals and the Big Ten's Top Newcomer by Athlon Sports • Big and powerful combo forward with a natural touch around the rim • Explosive athlete with very good body control, solid handle and is an underrated passer • Combines power, athleticism and versatility to impact the game in a variety of ways.

HIGH SCHOOL

2016 McDonald's All-American, totaling eight points, three rebounds, three assists and two steals for the East • 2016 Jordan Brand Classic All-American, totaling 17 points, four rebounds, three assists and two steals • Averaged 25 points, 10 rebounds, five assists and 2 steals as a senior at Huntington Prep, playing for Coach Arkell Bruce, leading his team to a 25-11 record • First-Team Naismith All-American • All-USA TODAY Sports West Virginia Player of the Year • Averaged 15.7 points, 10.6 rebounds, 3.5 assists, 2.8 blocks and 2.3 steals as a junior • 2015 Max Preps Junior All-America Third-Team honoree • Shot 62.2 percent from the field, 46.5 percent from 3-point range and 81.7 percent from the foul line • Helped guide Huntington Prep to a 31-3 record, establishing a school record for wins, and finished the season ranked #4 nationally • Scored in double-figures in 28 of 32 games, grabbing double-figure rebounds in 21 games, and recorded 20 double-doubles • Tallied a triple-double against Whitney Young • Led Huntington Prep with 19 points and nine rebounds in the semifinals of the Dick's Sporting Goods High School Nationals • Averaged 9.8 points and 9.9 rebounds as a sophomore at Huntington Prep, adding 1.1 assists, 2.7 steals and 3.3 blocks per contest • 2014 Max Preps Sophomore All-America Honorable Mention selection • Huntington Prep finished with a 29-5 record and a #3 national ranking • Shot 67.0 percent from the field • Scored in double-figures in 18 games, and grabbed double-figure rebounds in 20 contests, totaling 14 double-doubles • Played as a freshman at Flint Southwestern Academy, the same school that produced Spartan Hall of Famer Charlie Bell • Averaged 10 points, 11 rebounds and three

blocks at Southwestern, guiding the Knights to a 17-6 mark and advancing to the regional semifinal • Named to the 2015-16 USA Basketball Men's Junior National Team • Played AAU Basketball for The Family • Rated among the Top 15 players in his class by ESPN 100 (#8), Rivals.com (#10), 24/7 Sports (#11) and Scout.com (#14), resulting in a 24/7 Sports Composite ranking of #12.

PERSONAL

Born March 21, 1998 • Son of Cynthia Bridges and Raymond Bridges • Says his sister Tara Rushing is like a parent to him • Journalism major.




13

BEN
CARTER

2016-17

SPARTAN BASKETBALL



13 BEN CARTER

6-9 // 225 // LAS VEGAS, NEVADA

GRADUATE // FORWARD



CAREER STATS

Year	GP/GS	Min./Avg	FG-FGA	FG%	3FG-FGA	3FG%	FT-FTA	FT%	OFF-DEF	REB	AVG	PF/D	A	TO	BL	ST	PTS	AVG
12-13	37/0	383/10.3	27-70	.386	0-0	.000	35-42	.833	35-50	85	2.3	52/0	20	21	13	20	89	2.4
13-14	25/5	318/12.7	18-47	.383	0-1	.000	27-35	.771	26-36	62	2.5	58/1	18	16	14	12	63	2.5
15-16	22/7	529/24.0	69-124	.556	0-2	.000	52-69	.754	57-75	132	6.0	61/2	35	41	30	21	190	8.6
TOTAL	84/12	1,230/14.6	114-241	.473	0-3	.000	114-146	.781	118-161	279	3.3	171/3	73	78	57	53	342	4.1

THE WORD

Stretch forward with a very high basketball IQ and skills to match • Can step out and hit the 17-foot jump shot with consistency • Ability to finish with either hand in the paint • Has good footwork, good hands and a deceptive bounce to his game.

2015-16 (UNLV)

Averaged 8.6 points and 6.0 rebounds in 22 games, starting seven • Suffered a season-ending knee injury on Jan. 30 against San Diego State • Scored in double figures in 10 games, while recording double figure rebounds in three games and two double-doubles • Twice scored a career-high 16 points, against both Indiana (11/25) and Colorado State (1/6) • Also grabbed a career-best 12 rebounds against Colorado State to notch his first career double-double, while hitting 8-of-10 field goals • Grabbed 10 rebounds and dished out a career-best five assists against Air Force (1/16) • Recorded second career double-double with 10 points and 11 rebounds against Boise State (1/27), in the game before suffering season-ending knee injury • Made 10-of-12 foul shots against Fresno State (12/30) • Shot .556 from the field and .754 from the foul line • Ranked third on the team with 30 blocks and fifth with 21 steals.

2014-15 (UNLV)

Sat out the 2014-15 season under NCAA transfer rules after transferring from Oregon.

2013-14 (OREGON)

Averaged 2.5 points and 2.5 rebounds and 12.7 minutes in 25 games, starting five • Ranked fourth on the team in blocks (14) • Played 13 minutes in upset of No. 3 Arizona (3/2), recording five points, four rebounds, two

assists and a block • Scored a season-high 11 points off the bench at Oregon State (1/19), making 4-of-6 FGs • Grabbed a season-high nine rebounds in a road win at Washington State (1/26) • Made first career start at Washington (1/23), starting a string of five consecutive starts • Played in all four postseason games, including recording eight points, a season-high three assists and one steal against Oregon State (3/12) in the first round of the Pac-12 Tournament.

2012-13 (OREGON)

Averaged 2.4 points and 2.3 rebounds in 37 games • Scored 12 points at UNLV (11/23), playing in his hometown • Grabbed eight rebounds and finished a perfect 6-of-6 from the free-throw line against Houston Baptist (12/22) • Blocked four shots against Oregon State (2/28) • Scored 10 points at Colorado (3/7), adding six rebounds.

HIGH SCHOOL

Averaged 10.1 points and 7.4 rebounds per game as a prep senior at Bishop Gorman High School, playing for Coach Grant Rice • 2012 third-team all-state selection and all-conference honoree • Averaged 12.5 points and 8.5 rebounds as a junior, helping guide the Gaels to a 25-6 record • Part of the BGHS squad that captured state titles as a sophomore (2010) and a senior (2012) • Also played volleyball in 2009 and 2010.

PERSONAL

Born Aug. 22, 1994 in Tel Aviv, Israel • Has dual citizenship • Son of Mike and Hadar Carter • Earned his bachelor's degree in public administration from UNLV in August 2016 • Currently pursuing a master's in kinesiology with a sport administration concentration.

3

ALVIN
ELLIS III

2016-17 SPARTANS



3 ALVIN ELLIS III

6-4 // 210 // MATTESON, ILLINOIS

SENIOR // GUARD



CAREER STATS

Year	GP/GS	Min./Avg	FG-FGA	FG%	3FG-FGA	3FG%	FT-FTA	FT%	OFF-DEF	REB	AVG	PF/D	A	TO	BL	ST	PTS	AVG
13-14	36/1	285/7.9	24-50	.480	6-13	.462	13-22	.591	8-15	23	0.6	42/1	14	22	3	13	67	1.9
14-15	32/1	274/8.6	17-53	.321	6-25	.250	15-33	.455	4-18	22	0.7	32/0	18	18	5	12	55	1.7
15-16	33/0	251/7.6	28-66	.424	14-35	.400	17-24	.708	11-37	48	1.5	27/0	35	14	4	13	87	2.6
TOTAL	101/2	810/8.0	69-169	.408	26-73	.356	45-79	.570	23-70	93	0.9	101/1	67	54	12	38	209	2.1

THE WORD

Improved shooter • Possesses a great understanding of the game • Very good vision and passing skills • Good size and strength • Improved as he prioritized basketball.

2015-16

Appeared in 33 games, averaging 2.6 points, 1.5 rebounds and 1.1 assists in 7.6 minutes • Scored a season-high eight points against Maryland-Eastern Shore (12/9), hitting two 3-pointers and two free throws • Scored six or more points in eight contests, including against Big Ten opponents Rutgers (1/31) and Purdue (2/9) and against Maryland (3/12) in the Big Ten Tournament semifinals • Grabbed four or more rebounds in four contests, including a season-high six against Illinois (1/7) • Dished out a career-best five assists at Rutgers (3/2) • Shot .400 from 3-point range, making a 3-pointer in 12 contests • Played double-figure minutes in nine contests including a season-high 21 against Oakland (12/22) • Tied for fourth on the team with 13 steals.

2014-15

Appeared in 32 games, starting one, averaging 1.7 points and 0.7 rebounds in 8.6 minutes • Started the season opener at Navy (11/14), but suffered a severe ankle injury after playing just three minutes, leading to him missing the next six contests • Scored a career-best 16 points at Indiana (3/7), coming off the bench to hit 6-of-9 shots, including 2-of-4 3-point field goals, in 21 minutes • Scored seven points vs. Minnesota (2/26), hitting all three shots, including one 3-pointer • Totaled a season-high tying two steals vs. The Citadel (12/22) • Recorded two steals against Arkansas-Pine Bluff (12/6) • Played a season-high 22 minutes against Maryland (12/30) • Notched a career-high four assists and a season-high three rebounds against Oakland (12/14) • Also collected three rebounds at Indiana (3/7) and against Oklahoma (3/27) in the Sweet 16 of the NCAA Tourna-

ment • Blocked a career-high two shots against Ohio State (3/13) in the Big Ten Tournament.

2013-14

Appeared in 36 games, starting one, averaging 1.9 points and 0.6 rebounds in 7.9 minutes • Scored a season-high 12 points against Michigan (1/25), making all four field-goal attempts, including two 3-pointers, and hitting two free throws • Opened his Spartan career with six points and two rebounds against McNeese State (11/8) • Also scored six points and grabbed two rebounds at Wisconsin (2/9) • Scored five points in three additional games against Mount St. Mary's (11/29), Penn State (2/6), and Northwestern (2/13) • Made his first career start against Mount St. Mary's (11/29), with five points and two assists in 14 minutes • Hit 6-of-13 from 3-point range, as his .462 percentage was second best on the squad • Dished out a season-high three assists against Delaware (3/20).

HIGH SCHOOL

Averaged 20 points, 6.0 rebounds and 4.0 assists as a senior at Chicago De La Salle High School • Led the Meteors to a 17-8 record and an appearance in the regional finals, while earning Class 4A second-team all-state honors • IBCA (Illinois Basketball Coaches Association) First-Team All-State selection • Two-time All-Catholic League North selection • Averaged 17.0 points, 4.2 assists, 4.0 rebounds and 2.2 steals as a junior • Shot 41 percent from 3-point range as a junior • Scored 42 points, including 19 in the fourth quarter, in the 2012 Illinois Class 4A regional title game • Two-year captain at De La Salle • Played with fellow MSU senior Gavin Schilling in 2011-12 • Captured Catholic League North and regional titles as a sophomore.

PERSONAL

Born April 9, 1995 • Son of Alvin and Sarah Ellis • Sociology major.



41

CONNER
GEORGE

2016-17 SPARTANS

SPARTAN BASKETBALL

41 CONNER GEORGE

6-3 // 200 // OKEMOS, MICHIGAN

R-FRESHMAN // GUARD



THE WORD

Joined the Spartans as a walk-on for the 2015-16 season • Excellent long-range shooter • Improved his physique over the summer.

2015-16

Redshirted.

HIGH SCHOOL

2015 Lansing State Journal Dream Team honoree • Averaged 23 points and 10.6 rebounds as a senior, shooting 48 percent from the field and 83 percent from the foul line, playing for Coach Jeff Wonch • Made 38 3-pointers on the season • 2015 Class A All-State honoree as selected by the Basketball Coaches Association of Michigan • 2015 Associated Press Honorable Mention Class A All-State • Chose to walk-on at Michigan State over numerous Division II and III opportunities • Earned 2014 all-league honorable mention accolades, while leading Okemos to the Class A district finals.

PERSONAL

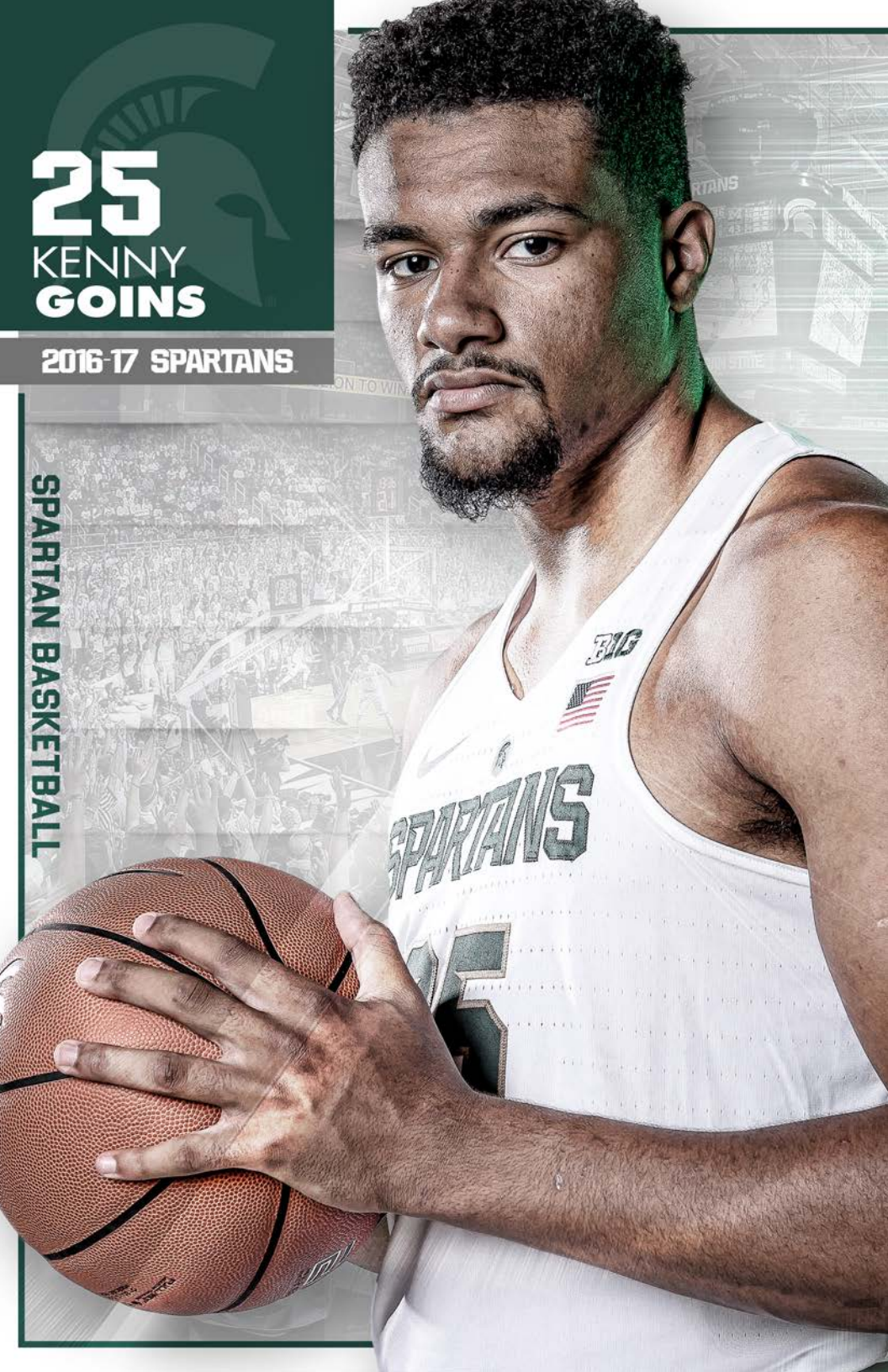
Born Feb. 18, 1997 • Son of Jerry and Cathy George; Cathy is head coach of the Michigan State volleyball team • Plans to major in communication.



25
KENNY
GOINS

2016-17 SPARTANS

SPARTAN BASKETBALL



25 KENNY GOINS

6-6 // 230 // TROY, MICHIGAN

R-SOPHOMORE // FORWARD



CAREER STATS

Year	GP/GS	Min./Avg	FG-FGA	FG%	3FG-FGA	3FG%	FT-FTA	FT%	OFF-DEF	REB	AVG	PF/D	A	TO	BL	ST	PTS	AVG
15-16	26/0	266/10.2	20-29	.690	0-0	.000	12-21	.571	24-51	75	2.9	32/1	20	15	11	4	52	2.0
TOTAL	26/0	266/10.2	20-29	.690	0-0	.000	12-21	.571	24-51	75	2.9	32/1	20	15	11	4	52	2.0

THE WORD

Joined the Spartans as a walk-on prior to the 2014-15 season despite scholarship offers from other Division I schools • Earned a scholarship prior to the 2015-16 season • Combines great physical frame with great athleticism • Aggressive rebounder • Ability to guard a variety of different players.

2015-16

Appeared in 26 games, averaging 2.0 points and 2.9 rebounds in 10.2 minutes • Scored a season-high nine points at Purdue (2/9), adding a team-best nine rebounds against the Boilermakers • Grabbed a season-high and team-best 13 rebounds in a victory over Louisville (12/2) • Scored six points against both Northeastern (12/19) and Iowa (12/29) • Led the team in rebounding in three contests, including games against Louisville (12/2), Northeastern (12/19) and Purdue (2/9) • Played double-figure minutes in 11 contests, including four contests of more than 20 minutes • Shot a team-best .690 (20-29) from the field • Suffered a left knee injury against Indiana (2/14) forcing him to miss the next eight games • Returned for NCAA Tournament game against Middle Tennessee (3/18) where he re-injured the same knee.

2014-15

Redshirted.

HIGH SCHOOL

Averaged 21.1 points, 14.8 rebounds and 4.8 blocks as a senior for Warren Mott, playing for Coach Jeff Olind • 2014 Class A All-State selection by both The Detroit News and Detroit Free Press • 2014 Associated Press All-State selection • Led Mott to a 23-3 record and reached the Class A quarterfinals for the first time in

school history • 2014 Macomb County Player of the Year • Recorded two triple-doubles as a senior, and posted a double-double in every contest • Excelled as a tight end in football • Honor roll student who also considered Ivy League member Dartmouth • Four-year student class president.

PERSONAL

Born Sept. 11, 1996 • Son of Ken and Laura Goins • Marketing major • Grew up as a big Michigan State fan and attended the 2014 Rose Bowl in Pasadena, California, where MSU defeated Stanford.

14
ERON
HARRIS

2016-17 SPARTANS

SPARTAN BASKETBALL



14 ERON HARRIS

6-3 // 190 // INDIANAPOLIS, INDIANA

R-SENIOR // GUARD



CAREER STATS

Year	GP/GS	Min/Avg	FG-FGA	FG%	3FG-FGA	3FG%	FT-FTA	FT%	OFF-DEF	REB	AVG	PF/D	A	TO	BL	ST	PTS	AVG
12-13	31/17	683/22.0	95-227	.419	44-125	.352	71-92	.772	15-55	70	2.3	48/1	30	46	3	24	305	9.8
13-14	33/32	1035/31.4	183-418	.438	89-211	.422	113-132	.856	27-87	114	3.5	78/4	52	68	7	24	568	17.2
15-16	35/22	732/20.9	108-249	.434	43-98	.439	67-84	.798	26-66	92	2.6	77/1	73	53	3	9	326	9.3
Totals	99/71	2450/24.7	386-894	.432	176-434	.406	251-308	.815	68-208	276	2.8	203/6	155	167	13	57	1,199	12.1

THE WORD

Dynamic outside shooter with elite range • Terrific scorer always looking to be in attack mode • Elite-level athlete with the potential to be a lockdown defender.

2015-16

Appeared in 35 games, averaging 9.3 points, 2.6 rebounds and 2.1 assists • Fourth on the team in both scoring and assists • Averaged 17.8 points in the four games Denzel Valentine missed due to injury • Started 22 of the final 23 games • Selected by ESPN's Dan Dakich as his choice for Big Ten Defensive Player of the Year • Scored in double figures in 15 games, including two games with more than 20 points • Scored a season-high 27 points in a 99-93 overtime victory against Oakland (12/22), including shooting 7-of-13 from the field, 2-of-3 from 3-point range and 11-of-15 from the foul line • Followed with a team-high 21 points at Iowa (12/29), surpassing 1,000 career points in the process • Third on the team in 3-point field goals made (43), attempted (98) and percentage (.439) • Sixth in the Big Ten in 3-point field-goal percentage (.439) • In conference games, ranked seventh in the Big Ten in 3-point field-goal percentage (.446) • Pulled down a season-high seven boards against Eastern Michigan (11/23) • Dished out a career-best seven assists against Ohio State (3/5) • Third on the team with a .798 free-throw percentage.

2014-15

Sat out the 2014-15 season under NCAA transfer rules.

2013-14 (WEST VIRGINIA)

Appeared in 33 games, starting 32, averaging 17.2 points, 3.5 rebounds, and 1.6 assists in 31.4 minutes per contest • Second on the team and fourth in the Big 12 in scoring • Third in the conference in 3-point field-goal percentage (.422) and free-throw percentage (.856), and fourth in 3-point field goals made (2.7 pg) • Honorable mention All-Big 12 honoree • Earned USBWA all-district accolades • Scored in double-figures in 29 of 33 contests, including 11 games of 20 or more points and two games of

more than 30 points • Scored a career-high 33 points against Duquesne (11/17) • Scored 32 points against Baylor (2/22) • Hit a career-best seven 3-pointers en route to 27 points against Wisconsin (11/27) • Scored 28 points against both Oklahoma (2/5) and in an upset win over No. 8 Kansas (3/8) • Grabbed a season-high seven boards against Loyola (12/2) • Second on the team in assists • Made five or more 3-pointers in seven games • Named to the Cancun Challenge All-Tournament Team, averaging 20.0 points in four contests.

2012-13 (WEST VIRGINIA)

Appeared in 31 games, starting the final 17 contests of the season, averaging a team-best 9.8 points, 2.3 rebounds, and 1.0 assists in 22.0 minutes per contest • Scored in double figures in 17 games, including 13 of the 17 games in which he started • Averaged 13.5 points and 28.6 minutes in starting the final 17 games of the season • All-Big 12 honorable mention • Became the first freshman (second all-time) to lead West Virginia in scoring as a freshman since 1972-73 • Scored a season-high 25 points against Baylor (2/27) • Scored 23 points at Oklahoma (3/6) • Led WVU with 44 made 3-point field goals • Connected on five 3-pointers against both Oklahoma State (1/26) and Oklahoma (3/6).

HIGH SCHOOL

Attended Lawrence North High School in Indianapolis, alma mater of former Spartan Chris Hill, playing for Coach Jack Keefer • Averaged 14 points as a senior captain in 2011-12 • MVP of the 2012 Eric Gordon Super Shootout All-Star Game • Selected to the 2012 Metropolitan Interscholastic Conference team • Helped lead Lawrence North to the Class 4A Section 10 semifinals in 2011, averaging 13 points as a junior, including 22 over the second half of the season • Also averaged five rebounds and four assists as a junior, earning Metropolitan Interscholastic Conference honors.

PERSONAL

Born Nov. 26, 1993 • Son of Eric Harris Sr. and Marveda Saunders • Sociology major.

1

JOSHUA
LANGFORD

2016-17 SPARTANS

BASKETBALL



1 JOSHUA LANGFORD

6-5 // 210 // HUNTSVILLE, ALABAMA

FRESHMAN // GUARD



THE WORD

Athletic wing who plays in full attack mode • Has the ability to drive, slash and finish through contact • Very good handle with a solid mid-range game • Tough, physical and one of the most complete players in his class

HIGH SCHOOL

Five-Time Alabama Class 3A Player of the Year, first capturing the honor as an eighth grader • 2016 McDonald's All-American, recording 12 points, 1 rebound, two assists and one steal for the West • Two-time Gatorade Alabama Boys Basketball Player of the Year (2013, 2015) • Three-time Alabama Class 3A State Tournament MVP, leading Madison Academy to championships in 2013, 2015 and 2016 • No. 8 scorer in Alabama high school history with 3,089 points • Averaged 22.3 points, 6.7 rebounds and 2.6 assists as a senior, adding 1.3 steals playing for Coach Andy Blackston • 2016 Third-Team All-American as selected by the Naismith Award and USA TODAY Sports • All-USA TODAY Sports Alabama Player of the Year • Scored 25 points in the Alabama Class 3A State Championship title game against Midfield • Played in the 2016 Nike Hoop Summit • Averaged 24.8 points, 8.8 rebounds and 3.8 assists as a junior, adding 1.7 steals and 1.1 blocks • 2015 Max Preps Junior All-America Second-Team honoree • Finished second in 2015 Alabama Mr. Basketball voting, and was named to the AL.com Super All-State First Team • Shot 53.7 percent from the field, 45.3 percent from 3-point range and 73.5 percent from the foul line • Totaled 19 points, 12 rebounds and seven assists in the Class 3A title game, leading Madison Academy to a 75-51 win over Piedmont as a junior • Scored in double figures in every game, and recorded seven double-doubles • Scored 39 points early in the season against J.O. Johnson H.S., the eventual Alabama 5A state champion • Earned 2014 Max Preps Sophomore All-America First Team honors, averaging 22.8 points, 3.7 assists, 5.5 rebounds and 1.1 steals • Scored in double figures in 22 of 23 games as a sophomore, and recorded two double-doubles • Shot 51.1 percent from the field and 77.9 percent from the foul line • Missed the final month of the season due to injury • 2013 Max Preps Freshman All-America First Team honoree, averaging 23.9 points, 2.9 assists, 8.5

rebounds and 1.1 steals • Scored in double figures in 32 of 33 games as a freshman, and recorded 13 double-doubles • Shot 47.7 percent from the field and 83.4 percent from the foul line • Totaled 21 points, 19 rebounds, six assists, six steals and two blocks in a 54-47 win over Southside in the 2013 3A title game, earning MVP honors • Played on varsity as an eighth grader, earning Class 3A Player of the Year honors for the first time after averaging 18.3 points, 6.6 rebounds, 2.5 assists and 2.4 steals • Led Madison Academy to the state semifinal game, scoring 24 points in defeat • Named to the 2015-16 USA Basketball Men's Junior National Team and participated in the 2015 October mini-camp • Named to the 2013-14 USA Basketball Men's Developmental National Team, and participated in the 2012 USA Developmental National Team mini-camp • Played AAU basketball for Atlanta Celtics • Rated among the Top 22 players in his class by ESPN 100 (#19), Rivals.com (#20), 24/7 Sports (#21) and Scout.com (#24), resulting in a 24/7 Sports Composite ranking of #20.

PERSONAL

Born Jan. 15, 1997 • Son of Tellus and Yolanda Langford • Interested in majoring in communication with a specialization in public speaking.

20

MATT
McQUAID

2016-17 SPARTAN

SPARTAN BASKETBALL



20 MATT McQUAID**6-4 // 200 // DUNCANVILLE, TEXAS****SOPHOMORE // GUARD****CAREER STATS**

Year	GP/GS	Min./Avg	FG-FGA	FG%	3FG-FGA	3FG%	FT-FTA	FT%	OFF-DEF	REB	AVG	PF/D	A	TO	BL	ST	PTS	AVG
15-16	35/1	553/15.8	44-113	.389	27-66	.409	8-11	.727	10-19	29	0.8	59/0	57	27	10	13	123	3.5
TOTAL	35/1	553/15.8	44-113	.389	27-66	.409	8-11	.727	10-19	29	0.8	59/0	57	27	10	13	123	3.5

THE WORD

Long, lean true shooting guard with high basketball IQ • Possesses a quick trigger with NBA-plus range • Uses ball screens very well • Dedicated gym rat who is constantly working on his game • Deceptively good defender.

2015-16

Averaged 3.5 points, 1.6 assists and 0.8 rebounds in 35 games • Started one game at Wisconsin (1/17) • Scored a season-high 17 points at Northwestern (1/28), including knocking down five 3-pointers • Totaled 10 points and a season-high tying five assists against Illinois (1/7) • Scored 10 points at Purdue (2/9) • Dished out five assists against Eastern Michigan (11/23) • Hit three 3-pointers against No. 4 Kansas (11/17) in the Champions Classic, including two in the final four minutes of the game • Ranked fourth on the team in assists • Played double-figure minutes in 32 of 35 contests.

HIGH SCHOOL

Averaged 17.8 points, nine rebounds and nearly three 3-pointers per game as a senior at Duncanville High School, playing for coach Corey Chism • Named MVP of District 8-6A • Participated in the 2015 American Family Insurance High School 3-Point Championship • 2015 Second-Team All-Area selection by the Dallas Morning News • Averaged 14.7 points, 5.7 rebounds and two assists and one steal as a junior, helping Duncanville advance to the regional quarterfinals • ESPN.com's Jeff Goodman called him "arguably the best pure shooter in the country" • Averaged 15.6 points and made 45.1 percent of his 3-pointers during the 2014 Nike EYBL circuit • Ranked the No. 69 player in the nation in the ESPN100, No. 71 by 24/7 Sports, No. 84 by Rivals.com and No. 87 by Scout.com • Rated the No. 23 shooting guard in the nation by the ESPN100, No. 22 by 24/7

Sports and No. 25 by Scout.com • National Honor Society member • Selected to represent his school at the Leadership SW Conference.

PERSONAL

Born Sept. 28, 1995 • Son of Rob and Karen McQuaid • Plans to major in advertising or communication • Father Rob grew up in Midland, Michigan, and was a two-year letterwinner at Central Michigan (1980 & 1981) and Midwestern State (1982 & 1983).

11
TUM TUM
NAIRN JR.

2016-17 SPARTANS

SPARTAN BASKETBALL



11 LOURAWLS 'TUM TUM' NAIRN JR.

5-10 // 175 // NASSAU, BAHAMAS

JUNIOR // GUARD



CAREER STATS

Year	GP/GS	Min./Avg	FG-FGA	FG%	3FG-FGA	3FG%	FT-FTA	FT%	OFF-DEF	REB	AVG	PF/D	A	TO	BL	ST	PTS	AVG
14-15	39/17	758/19.4	28-88	.318	3-10	.300	26-48	.542	6-56	62	1.6	83/4	94	36	1	11	85	2.2
15-16	28/18	523/18.7	33-87	.379	3-16	.188	10-23	.435	3-28	31	1.1	41-0	92	26	1	8	79	2.8
TOTAL	67/35	1281/19.1	61-175	.349	6-26	.231	36-71	.507	9-84	93	1.4	124-4	186	62	2	19	164	2.4

THE WORD

Incredible leadership qualities • Lightning quick with the basketball, can make a case as one of the fastest players in the nation • Hard-nosed defender with incredible toughness and strength • Has a tireless work ethic and a desire to be great • Worked hard to improve his shooting.

2015-16

Averaged 2.8 points, 3.3 assists and 1.1 rebounds in 28 games • Started the first 18 games of the season, before plantar fasciitis in his right foot forced him to miss the next seven games • Averaged 24.1 minutes in the first 18 games, but just 8.9 over the final 10 following his return from injury • Recipient of MSU's Inspirational Player Award • Seventh in the nation and first in the Big Ten in assist-to-turnover ratio (3.54) • Tied for 13th in the Big Ten in assists • Scored a career-best 13 points against Boston College (11/26), adding a career-high eight assists and no turnovers against the Eagles, making a career-best two 3-pointers against BC • Followed with a nine-point, seven-assist, zero-turnover effort against Boise State (11/27) • Scored 11 points and recorded a season-high two steals at Northeastern (12/19) • Dished out five assists or more in nine games, including four games with seven or more, dishing out seven against Binghamton (12/5) and Minnesota (1/2) • Led the Spartans in assists in seven games • Grabbed a season-high five rebounds against Florida Atlantic (11/13).

2014-15

Recipient of MSU's Stephen G. Scofes Inspirational Player Award • Co-recipient of MSU's John E. Benington Best Defensive Player and Antonio Smith Glue and Guts Awards • Appeared in 39 games, starting 17, averaging 2.2 points, 1.6 rebounds and 2.4 assists in 19.4 minutes • Started the final 16 games of the season • MSU was 13-4 when he was in the starting lineup • Became the third Spartan freshman to start at point guard in the NCAA Tournament under Tom Izzo (Drew Neitzel, Kalin Lucas), and just the second in the Final Four; he is the fourth Spartan freshman all-time to start at point guard

in the NCAA Tournament, as Earvin "Magic" Johnson is the only one to not play for Tom Izzo • Along with teammate Marvin Clark Jr., he set an MSU freshman record by appearing in 39 games • Tied for the team lead with seven assists against Loyola (11/21) • Dished out a season-high eight assists against Minnesota (2/26) • Recorded a team-high five assists and no turnovers in the Final Four vs. Duke (4/4) • Tallied four assists or more in nine contests • Scored a season-high eight points at Rutgers (1/29) • Grabbed a season-high five rebounds in three games against Oakland (12/14), Ohio State (2/14) and Ohio State (3/13) in the Big Ten Tournament • Recorded two steals in four games • His four assists against Navy (11/14) tied the eighth-best effort by a Spartan in his freshman debut.

HIGH SCHOOL

Averaged 17.6 points, 5.7 assists, 2.8 rebounds and 1.7 steals as a senior, leading Sunrise Christian Academy to a 16-3 record, playing for Coach Kyle Lindsted • Shot 52.4 percent from the field, including 38.9 percent from 3-point range • Scored in double figures in every contest of his senior season • Posted two double-doubles, including 21 points and 11 assists against Oklahoma City and 19 points and 10 assists against Hill College • Scored a career-high 29 points vs. No. 8 LaLumiere • Named MVP of 2013 Tournament of Champions • Started every game over his final two seasons • Averaged 9.4 points and 8.0 assists per game as a junior, leading Sunrise Christian to a 29-1 mark • Also averaged 1.9 steals and 2.7 rebounds for the Buffaloes, shooting 45.1 percent from the floor and 34.5 percent from 3-point range • Ranked the No. 62 player in the nation by Rivals.com and No. 73 by ESPN.com • Averaged seven points and seven assists as a sophomore, as Sunrise Christian posted a 24-4 record.

PERSONAL

Born Oct. 8, 1994 • Son of Lourawls Nairn Sr. and Monalisa McKinney • Moved to the United States from the Bahamas at age 13 • Nicknamed "Tum Tum" after a character in the 1992 movie "3 Ninjas" • Communication major.

40
GREG
ROY

2016-17 SPARTANS

SPARTAN BASKETBALL



40 GREG ROY

6-3 // 210 // FORT WORTH, TEXAS

JUNIOR // GUARD



CAREER STATS (Division I only)

Year	GP/GS	Min./Avg	FG-FGA	FG%	3FG-FGA	3FG%	FT-FTA	FT%	OFF-DEF	REB	AVG	PF/D	A	TO	BL	ST	PTS	AVG
15-16	3/0	3/1.0	0-1	.000	0-1	.000	0-0	.000	0-0	0	0.0	0/0	0	1	0	0	0	0.0
TOTAL	3/0	3/1.0	0-1	.000	0-1	.000	0-0	.000	0-0	0	0.0	0/0	0	1	0	0	0	0.0

THE WORD

Joined the Spartans following walk-on tryouts in fall 2015 • Very good athlete with a strong physique.

2015-16

Appeared in three games against Illinois (1/7), Rutgers (1/31) and Indiana (2/14).

PRIOR TO MSU

Played in 16 games for Adrian College in 2014-15, averaging 1.6 points and 1.1 rebounds in 7.1 minutes per game.

HIGH SCHOOL

Averaged 13 points and six rebounds as a prep senior at North Crowley High School • Earned second-team all-district accolades • 2014 Showboat Classic All-Star Game MVP • Won a district title as a junior, advancing to the regional title game.

PERSONAL

Born July 12, 1996 • Son of Alfred and Doryan Roy • Psychology major.



34

**GAVIN
SCHILLING**

2016-17 SPARTANS

SPARTAN BASKETBALL



34 GAVIN SCHILLING

6-9 // 240 // CHICAGO, ILLINOIS

SENIOR // FORWARD



CAREER STATS

Year	GP/GS	Min./Avg	FG-FGA	FG%	3FG-FGA	3FG%	FT-FTA	FT%	OFF-DEF	REB	AVG	PF/D	A	TO	BL	ST	PTS	AVG
13-14	37/1	238/6.4	21-38	.553	0-0	.000	11-21	.524	28-31	59	1.6	50/1	9	20	8	0	53	1.4
14-15	39/33	659/16.9	82-141	.582	0-0	.000	35-73	.479	66-84	150	3.8	115/4	15	33	25	7	199	5.1
15-16	24/4	301/12.5	33-66	.500	0-0	.000	24-39	.615	25-50	75	3.1	43/1	15	21	8	8	90	3.8
TOTAL	100/38	1198/12.0	136-245	.555	0-0	.000	70-133	.526	119-165	284	2.8	208/6	39	74	41	15	342	3.4

THE WORD

Strong post player with good quickness • Terrific feet defensively • Great pick-and-roll defender • Quick jumping rebounder who could be among MSU's best with athleticism • At his best offensively around the basket • Possesses incredible toughness.

2015-16

Appeared in 24 games, starting four, averaging 3.8 points and 3.1 rebounds • Missed the first 11 games of the season due to a turf-toe injury suffered in exhibition play • Started four straight games in Big Ten play (1/2-1/14), averaging 8.3 points and 4.3 rebounds while shooting .737 (14-19) from the field • Scored a season-high 13 points in a start at Penn State (1/10), adding seven rebounds against the Nittany Lions • Scored eight points in starts against Minnesota (1/2) and Illinois (1/7), and coming off the bench against Ohio State (3/5) • Grabbed a season-high eight rebounds at Rutgers (1/31) • Blocked a season-high two shots at Purdue (2/9), while dishing out a career-best four assists • Played a season-high 20 minutes against Wisconsin (2/18), totaling six points and five rebounds.

2014-15

Appeared in 39 games, starting 33, averaging 5.1 points and 3.8 rebounds • Shot a team-best .582 from the floor (min. 100 FGA) • Scored in double-figures in seven contests • Grabbed double-figure rebounds in two games • Recorded double-doubles against Santa Clara (11/24; 14 pts., 11 reb.) and Penn State (1/21; 11 pts., 10 reb.) • Led MSU in rebounding in four contests • Registered career highs in both scoring (14) and rebounding (11) against Santa Clara (11/24) • Scored 13 points against Northwestern (1/11), marking a personal best against a Big Ten opponent • Shot a perfect 1.000 from the field in six contests, including hitting all five shots at Michigan (2/17) • Blocked a career-best three shots against Marquette (11/28).

2013-14

Appeared in 37 games, including starting one, averaging 1.4 points and 1.6 rebounds in 6.4 minutes per contest • Played in every game except for the final game of the season against UConn • Started his first career game against Illinois (3/1), scoring seven points and grabbing three rebounds • Scored seven points and grabbed five rebounds in a season-high 20 minutes against North Florida (12/17) • Totaled six points and five rebounds against Mount St. Mary's (11/29) • Also grabbed five rebounds in the season opener against McNeese State (11/8) and on the road against Texas (12/21) • Shot .553 from the field, tying for the third-best percentage on the squad.

HIGH SCHOOL

Averaged 13.9 points, 9.0 rebounds and 2.1 blocks, while shooting .625 from the field, as a senior at Findlay Prep in Henderson, Nevada • Helped lead the Pilots to a 35-1 final record, including a perfect 34-0 regular season, as Findlay Prep finished third in the MaxPreps Academy Top 10 rankings • Played for Germany in the 2012 FIBA U18 European Championship, averaging 8.8 points and 5.2 rebounds • Attended Chicago's De La Salle Institute as a junior, starting for the Meteors, and averaged 14 points and nine rebounds • Was a teammate of fellow Spartan senior Alvin Ellis III at De La Salle • Spent the 2010-11 season at Urspring, an elite German basketball academy • Led Urspring to U16 German High School Championship • Attended Loyola Academy in Wilmette, Illinois, as a freshman.

PERSONAL

Born Nov. 10, 1995 • Son of Andreas Schilling and Lisa Hall-Schilling • Advertising major while pursuing a minor in French • Born in Germany and raised in France, Schilling moved back to the United States in 2003 • Speaks three languages fluently.

30

**MATT
VAN DYK**

2016-17 SPARTANS



SPARTAN BASKETBALL

30 MATT VAN DYK

6-5 // 220 // IMLAY CITY, MICHIGAN

R-SENIOR // FORWARD



CAREER STATS

Year	GP/GS	Min./Avg	FG-FGA	FG%	3FG-FGA	3FG%	FT-FTA	FT%	OFF-DEF	REB	AVG	PF/D	A	TO	BL	ST	PTS	AVG
15-16	21/0	49/2.3	7-14	.500	0-0	.000	9-13	.692	2-11	13	0.6	8/0	4	3	2	3	23	1.1
TOTAL	21/0	49/2.3	7-14	.500	0-0	.000	9-13	.692	2-11	13	0.6	8/0	4	3	2	3	23	1.1

THE WORD

Originally joined the Spartans as a walk-on prior to the 2014-15 season • Awarded a scholarship prior to the 2016-17 season • Possesses a tremendous work ethic • One of the team's top athletes • Relied upon to be a mentor to younger players.

2015-16

Appeared in 21 games, averaging 1.1 points and 0.6 rebounds in 2.3 minutes • Recipient of MSU's Tim Bograkov Walk-On Award • Scored a season-high four points in three games against Maryland-Eastern Shore (12/9), at Northwestern (1/28) and against Ohio State (3/11) in the Big Ten Tournament quarterfinals • Twice grabbed three rebounds against Maryland-Eastern Shore (12/9) and at Rutgers (3/2), adding three points against the Scarlet Knights • Played a season-high seven minutes against Penn State (2/28) • His alley-oop dunk off the backboard pass from Alvin Ellis III at Ohio State (2/23) made the SportsCenter Top 10 • Academic All-Big Ten.

2014-15

Co-recipient of MSU's Tim Bograkov Walk-On Award • Did not see game action due to NCAA transfer rules • Transferred to MSU after one season at St. Clair County Community College.

PRIOR TO MSU

Averaged 16.6 points and 8.1 rebounds at St. Clair County Community College (SCCCC), while shooting 55.6 percent in 29 games, earning team co-Most Valuable Player honors • Named 2014 Michigan Community College Athletic Association (MCCAA) First-Team All-Conference, All-Region XII First Team, MCCA Eastern Conference All-Defensive Team, Eastern Conference Freshman of the Year and All-MCCAA • Added 67 blocked shots, 39 assists and 32 steals • Recipient of the National Junior College Athletic Association's Award of Superior Academic Achievement • Spent one semester at Hope College (Fall 2012) before transferring to SCCC.

HIGH SCHOOL

Averaged 15.8 points, 9.7 rebounds, 5.3 assists and three blocks as a senior at Imlay City High School in 2011-12 • 2012 BCAM Class B All-State honoree • 2012 Blue Water Area Conference League MVP.

PERSONAL

Born Dec. 11, 1993 • Son of Doug and Beth Van Dyk • Agribusiness management major.

44
NICK
WARD

2016-17 SPARTAN



SPARTAN BASKETBALL

44 NICK WARD

6-8 // 250 // GAHANNA, OHIO

FRESHMAN // FORWARD



THE WORD

Powerful, long lefty post who can create space and score with good touch on the interior • Very crafty with both hands around the rim.

HIGH SCHOOL

Averaged 21.0 points and 8.5 rebounds as a senior, playing for Coach Tony Staib at Gahanna Lincoln High School • Shot 64 percent from the field • 2016 Associated Press Division I All-Ohio honoree • Led Gahanna Lincoln to a 25-3 record and an appearance in the regional finals • Ohio Division I-II North-South All-Star Game MVP, totaling 31 points and eight rebounds • 2016 Ohio-Kentucky All-Star • Columbus Dispatch All-Metro team honoree • 2016 Ohio Capital Conference-Ohio Division Co-Player of the Year • Three-time OCC-Ohio champion • Averaged 18 points, eight rebounds and two blocks as a prep junior • Shot better than 50 percent from the field • 2015 Third-Team Associated Press All-Ohio honoree, while also earning first-team all-league and first-team Associated Press Central Division I All-District accolades • Named to the All-Junior Team and All-State Division I Third Team by PrepHoopsOhio.com • Advanced to the district finals as a sophomore and junior with identical 22-4 records • Averaged 10 points and four rebounds as a sophomore, teaming with former Spartan Javon Bess • Earned honorable mention all-district and second-team all-conference honors in 2013-14 • Played AAU basketball with All-Ohio Red • Rated among the Top 50 players in his class by ESPN 100 (#39), Rivals.com (#41), Scout.com (#48), and 24/7 Sports (#49), resulting in a 24/7 Sports Composite ranking of #41.

PERSONAL

Born Sept. 2, 1997 • Son of Jeff and Stephanie Ward • Communication major.

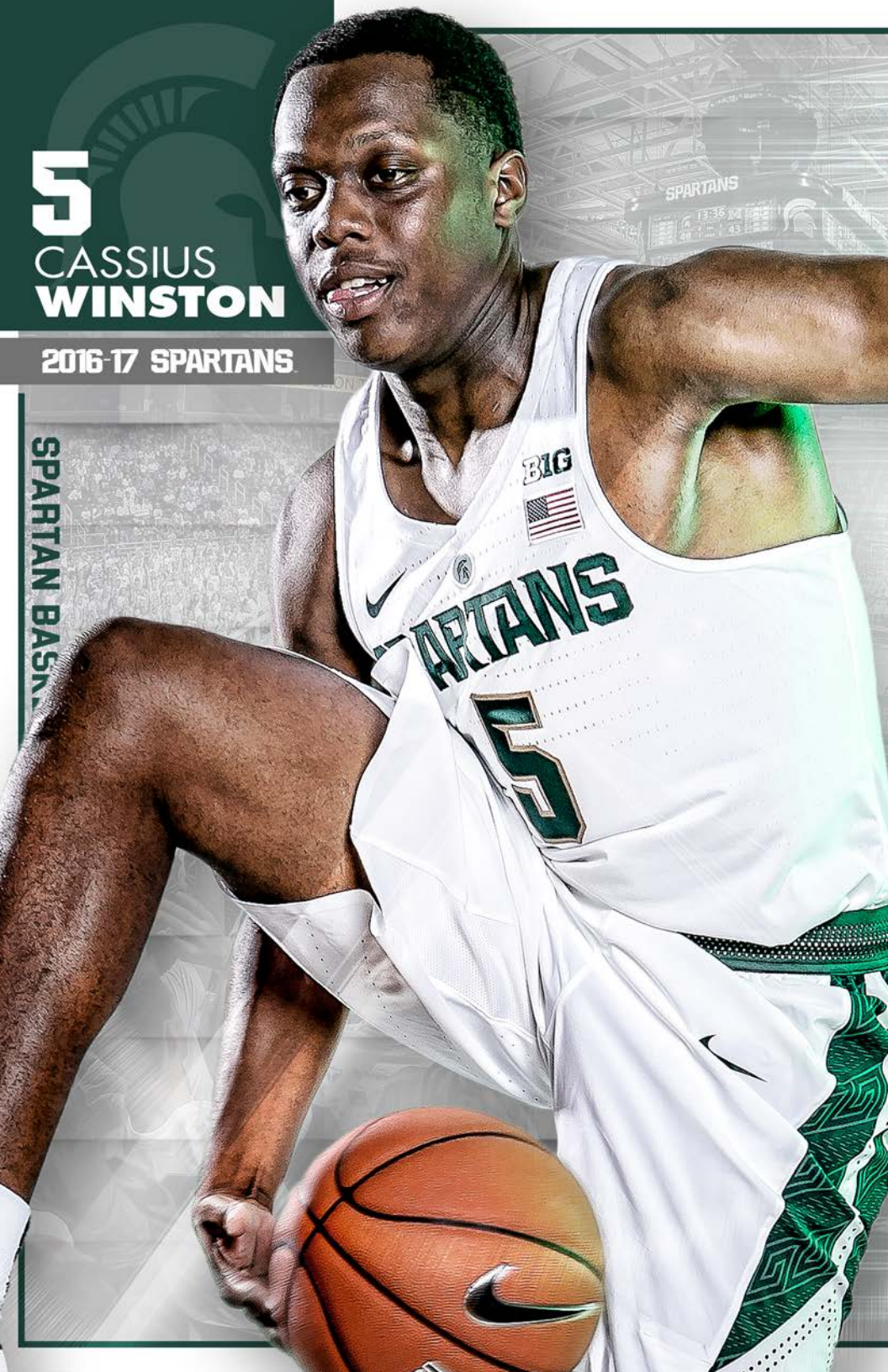


5

CASSIUS
WINSTON

2016-17 SPARTANS

SPARTAN BASKETBALL



5 CASSIUS WINSTON

6-0 // 185 // DETROIT, MICHIGAN

FRESHMAN // GUARD



THE WORD

Talented point guard who can put points on the board in bunches, but is also uniquely skilled with his ability to make plays for those around him • High basketball IQ and likes to get his teammates involved • Great passing ability combined with very good ball skills.

HIGH SCHOOL

2016 Hal Schram Michigan Mr. Basketball Award winner • 2016 Max Preps First-Team All-American • Averaged 21.9 points, 7.5 assists, five rebounds and two steals as a senior, playing for Coach Pat Donnelly • Led U-D Jesuit to 2016 Michigan Class A State Championship, as the Cubs posted a 28-0 record and finished the season ranked No. 6 in the USA TODAY Sports Super 25 • Totaled 27 points and 12 assists in state semifinals in a 72-51 win over Macomb Dakota, and followed with 31 points (14-16 FG) and nine assists in a 69-49 title game victory against North Farmington • Shot 57% from the field, including 43% from 3-point range, and 84% from the foul line • 2016 Gatorade Michigan Boys Basketball Player of the Year • All-USA TODAY Sports Michigan Player of the Year • Associated Press Class A Player of the Year • Two-time (2015 & 2016) Detroit News and Detroit Free Press Dream Team honoree • Three-time Associated Press Class A All-State First-Team honoree (2014-16) • Three-time (2014-16) All-Metro and All-Detroit selection by the Detroit News and Detroit Free Press • 2015 and 2016 MLive.com Detroit Dream Team and Detroit Player of the Year • Four-time All-Catholic League Team selection (2013-2016) as U-D Jesuit captured four Catholic League championships • Averaged 22.3 points, 5.2 rebounds and 7.1 assists as a junior • Led U-D Jesuit to 2015 Michigan Class A Semifinal with a 22-4 record, including 7-1 in the Catholic Central League, capturing a league championship • 2015 Max Preps Junior All-American Fifth-Team honoree Scored 34 points in the 2015 Class A Quarterfinal vs. Clarkston, including scoring the game-winning layup with 4.0 seconds remaining • In four years, Winston led U-D Jesuit to the Class A semifinals three times, captured three Class A regional championships, four straight District 21 Championships, four straight Catholic League team titles, and four straight Catholic League

A-B Tournament titles • Averaged 18.4 points, 7.2 rebounds and 9.0 assists as a sophomore, guiding U-D Jesuit to a 24-3 mark and a Catholic Central League championship • Helped the Cubs advance to the Class A Semifinal, by making two free throws with 0.5 seconds remaining to defeat Detroit Cass Tech in the regional title game • Averaged 17.0 points, 7.5 assists and 3.5 rebounds as a freshman, helping U-D Jesuit to a 21-5 mark, a Catholic Central League championship and a berth in the regional title game • Earned Detroit News All-Detroit Third Team honors and All-Catholic League Team accolades as a freshman • Played AAU basketball with The Family • Rated among the Top 34 players in his class by Rivals.com (#29), Scout.com (#30), ESPN 100 (#31) and 24/7 Sports (#34), resulting in a 24/7 Sports Composite ranking of #33.

PERSONAL

Born Feb. 28, 1998 • Son of Reg and Wendi Winston • Interested in pursuing a business degree, possibly supply chain management.

GAME-BY-GAME STATS



KYLE AHRENS
VERSAILLES, OHIO
Versailles
6-2 | 215
G So.

2015-16 Game-By-Game Stats

OPPONENT	FG	3FG	FT	O-D	REB	PF	PTS	AST	TO	BLK	STL	MIN
Florida Atlantic (11/13)	0-1	0-0	0-2	1-1	2	0	0	0	2	0	0	6
vs Kansas (11/17)	0-0	0-0	0-0	0-0	0	0	0	0	0	0	0	1
Ark-Pine Bluff (11/20)	2-3	1-2	0-0	1-2	3	0	5	1	0	1	1	7
Eastern Michigan (11/23)	1-1	1-1	0-0	0-0	2	3	0	0	0	0	0	6
vs Boston College (11/26)	2-3	0-1	0-0	0-0	2	4	0	0	0	0	0	3
vs Boise State (11/27)	0-0	0-0	0-0	0-0	0	0	0	0	0	0	0	1
Binghamton (12/5)	0-2	0-2	0-0	0-1	1	1	0	0	0	1	0	11
UMES (12/9)	0-0	0-0	0-0	1-0	1	0	0	0	2	0	0	6
at Northeastern (12/19)	0-0	0-0	2-2	1-0	1	0	2	0	0	0	0	1
vs Oakland (12/22)	0-0	0-0	0-0	0-0	1	0	0	0	0	0	0	2
at Iowa (12/29)	0-1	0-1	0-0	0-0	2	0	1	0	0	0	0	2
at Minnesota (1/2)	0-0	0-0	0-0	0-0	0	0	0	0	0	0	0	1
Illinois (1/7)	0-2	0-2	0-0	0-0	0	0	0	0	0	0	0	3
at Penn State (1/10)	1-1	1-1	0-0	0-0	0	0	0	1	0	0	0	5
at Wisconsin (1/17)	0-0	0-0	0-0	0-0	0	0	0	0	0	0	0	2
at Northwestern (1/28)	1-2	1-1	0-0	0-1	1	0	3	0	1	0	0	4
Rutgers (1/31)	0-1	0-1	4-4	0-1	1	0	4	2	0	0	0	7
at Michigan (2/6)	0-2	0-1	1-2	2-0	2	1	1	0	2	0	0	2
Indiana (2/14)	0-0	0-0	0-0	0-0	0	0	0	0	0	0	0	1
Wisconsin (2/18)	0-0	0-0	0-0	0-0	0	0	0	0	1	0	0	0
at Ohio State (2/23)	0-0	0-0	0-0	0-1	1	0	0	0	0	0	0	2
Penn State (2/28)	2-4	0-0	0-0	2-0	2	1	4	1	0	0	0	7
at Rutgers (3/2)	1-1	0-0	0-0	0-1	1	0	2	0	0	0	0	4
Ohio State (3/5)	0-0	0-0	0-0	0-0	0	0	0	0	0	0	0	1
vs Ohio State (3/11)	0-0	0-0	0-0	0-0	0	0	0	1	0	0	0	1
vs Middle Tenn. (3/18)	0-0	0-0	0-0	0-0	0	0	0	0	0	0	0	0



BEN CARTER
LAS VEGAS, NEVADA
Bishop Gorman (Oregon/UNLV)
6-9 | 225
F Gr.

2012-13 Game-By-Game Stats (Oregon)

OPPONENT	FG	3FG	FT	O-D	REB	PF	PTS	AST	TO	BLK	STL	MIN	
Northern Arizona (11/10)	0-0	0-0	4-4	0-2	2	0	4	1	1	0	0	11	
Portland State (11/12)	1-1	0-0	3-4	2-5	7	2	5	1	2	0	0	16	
Vanderbilt (11/16)	0-1	0-0	0-0	0-2	2	1	0	0	2	0	0	9	
Jacksonville State (11/19)	2-5	0-0	0-0	1-2	3	2	4	0	2	0	3	17	
at UNLV (11/23)	3-5	0-0	6-6	4-1	5	1	12	1	1	0	0	23	
vs Cincinnati (11/24)	1-3	0-0	5-6	4-2	6	3	7	2	2	1	1	17	
UT-San Antonio (11/29)	2-4	0-0	0-0	2-5	7	1	4	1	0	0	2	17	
Arkansas-Pine Bluff (12/1)	2-2	0-0	2-2	1-1	2	3	6	1	2	0	1	16	
Idaho State (12/8)	1-2	0-0	4-4	4-3	7	1	6	2	0	0	1	19	
Nebraska (12/15)	1-1	0-0	0-0	1-0	1	1	2	1	1	1	1	16	
at UTEP (12/19)	0-1	0-0	0-0	0-2	2	2	0	0	0	0	1	10	
Houston Baptist (12/22)	1-7	0-0	6-6	2-6	8	0	8	0	0	1	0	19	
Nevada (12/31)	1-3	0-0	0-0	0-1	0	1	0	2	2	0	1	8	
at Oregon State (1/6)	0-0	0-0	0-0	0-0	0	1	0	0	0	0	1	3	
Arizona (1/10)	0-1	0-0	0-0	0-0	0	2	0	0	0	0	0	1	
Arizona State (1/13)	0-1	0-0	0-0	1-0	1	0	0	0	0	1	0	3	
at USC (1/17)	0-0	0-0	0-0	1-0	1	1	0	0	0	0	0	2	
at UCLA (1/19)	0-2	0-0	0-0	0-1	1	0	0	0	0	0	2	8	
Washington State (1/23)	1-2	0-0	0-0	0-0	0	1	2	0	0	1	0	8	
Washington (1/26)	0-0	0-0	0-0	0-0	0	2	0	0	0	0	0	5	
at Stanford (1/30)	0-1	0-0	0-1	1-3	4	0	0	0	1	0	0	14	
at California (2/2)	0-0	0-0	0-0	0-0	0	0	0	0	1	0	0	3	
Colorado (2/7)	1-3	0-0	0-0	1-0	1	0	2	0	0	0	0	7	
Utah (2/9)	1-1	0-0	0-1	1-0	1	1	2	1	1	0	1	9	
at Washington (2/13)	0-0	0-0	0-0	1-0	1	2	1	1	1	0	1	9	
at Washington State (2/16)	0-0	0-0	0-0	0-0	0	1	0	0	1	0	0	3	
California (2/21)	0-1	0-0	0-2	0-0	0	0	0	0	0	0	1	2	8
Stanford (2/23)	0-3	0-0	0-0	2-1	3	3	0	0	1	0	0	9	
Oregon State (2/28)	0-1	0-0	0-0	0-0	0	0	0	0	0	0	4	0	8

at Colorado (3/7)	5-6	0-0	0-0	4-2	6	3	10	0	1	0	2	17
at Utah (3/9)	2-3	0-0	2-2	1-0	1	3	6	2	0	0	0	9
vs Washington (3/14)	1-1	0-0	2-2	0-1	1	0	4	1	0	0	0	7
vs Utah (3/15)	0-2	0-0	0-0	0-2	2	2	0	0	0	0	0	11
vs UCLA (3/16)	1-3	0-0	0-0	0-5	5	1	2	1	1	0	0	18
vs Oklahoma State (3/21)	0-1	0-0	0-0	0-1	1	4	0	0	0	0	1	12
vs Saint Louis (3/23)	0-1	0-0	0-0	0-0	1	2	0	1	0	1	1	7
vs Louisville (3/29)	0-2	0-0	1-2	1-1	2	2	1	1	0	0	0	4

2013-14 Game-By-Game Stats (Oregon)

OPPONENT	FG	3FG	FT	O-D	REB	PF	PTS	AST	TO	BLK	STL	MIN
UC Irvine (12/17)	2-7	0-1	0-0	1-3	4	3	4	3	1	1	2	19
BYU (12/21)	0-1	0-0	0-1	0-2	0	4	0	0	0	0	0	6
Morgan State (12/29)	0-3	0-0	3-4	1-2	3	3	0	1	1	1	1	14
at Utah (1/2)	0-1	0-0	0-0	0-3	3	2	0	0	0	0	1	3
at Colorado (1/5)	1-2	0-0	0-0	3-0	3	0	2	1	2	0	2	15
California (1/9)	0-1	0-0	0-0	0-0	0	1	0	1	0	0	0	5
Stanford (1/12)	0-0	0-0	4-6	1-0	1	0	4	1	1	0	0	7
at Oregon State (1/19)	4-6	0-0	3-4	1-1	2	2	11	0	1	1	0	16
at Washington (1/23)	0-2	0-0	1-2	2-2	4	4	1	2	0	1	0	15
at Wash. St. (1/26)	2-7	0-0	2-2	2-7	9	2	6	1	0	0	1	25
UCLA (1/30)	0-0	0-0	0-0	1-2	3	3	0	1	1	1	0	18
USC (2/1)	2-3	0-0	0-0	3-3	6	4	4	1	2	1	1	22
at Arizona (2/6)	1-2	0-0	0-0	2-1	3	3	2	1	0	0	0	16
at Arizona State (2/8)	0-3	0-0	0-0	3-1	4	1	0	0	1	0	0	9
Oregon State (2/16)	0-0	0-0	0-0	0-2	0	0	0	0	0	0	0	12
Washington (2/19)	0-0	0-0	2-2	0-0	0	1	2	0	1	1	0	16
Washington State (2/23)	0-0	0-0	1-2	0-1	1	1	1	0	1	0	0	8
at UCLA (2/27)	0-0	0-0	2-2	1-0	1	3	2	0	1	0	0	7
at USC (3/1)	0-0	0-0	2-2	1-1	2	0	2	0	1	3	0	10
Arizona State (3/4)	1-2	0-0	0-0	0-0	0	1	2	0	0	0	0	4
Arizona (3/8)	1-1	0-0	3-4	2-2	4	2	5	2	1	1	2	13
vs Oregon State (3/12)	3-3	0-0	2-2	1-1	2	4	8	3	0	0	1	20
vs UCLA (3/13)	1-2	0-0	0-0	1-2	3	5	2	0	0	0	0	12
vs BYU (3/20)	0-0	0-0	2-2	0-0	4	2	0	1	0	1	1	7
vs Wisconsin (3/22)	0-1	0-0	0-0	0-2	2	3	0	0	1	1	1	19

2015-16 Game-By-Game Stats (UNLV)

OPPONENT	FG	3FG	FT	O-D	REB	PF	PTS	AST	TO	BLK	STL	MIN
Cal Poly (11/13)	2-3	0-0	1-2	2-4	6	4	5	0	1	1	1	15
NM Highland (11/16)	3-4	0-0	3-4	5-4	9	2	9	4	2	1	0	19
Southern Utah (11/18)	3-6	0-0	1-2	4-1	5	1	7	2	3	1	0	20
vs UCLA (11/23)	3-6	0-0	1-1	5-2	7	3	7	2	2	0	3	27
vs Chaminade (11/24)	3-6	0-0	1-2	1-7	8	3	7	0	2	0	2	23
vs Indiana (11/25)	6-10	0-0	4-5	5-0	5	2	16	2	0	2	1	27
Prairie View A&M (11/28)	3-6	0-4	0-3	3-2	10	1	4	3	2	3	1	21
vs Oregon (12/4)	2-5	0-0	6-7	3-3	6	4	0	2	1	1	0	28
at Wichita State (12/9)	3-5	0-0	1-2	2-5	7	1	1	1	1	1	0	28
at UC Riverside (12/12)	6-10	0-3	3-5	1-5	6	3	15	1	3	2	1	33
Arizona State (12/15)	1-2	0-0	1-2	3-1	4	5	3	0	2	0	0	15
at Arizona (12/19)	5-9	0-0	0-0	2-3	5	5	10	0	1	2	1	20
South Dakota (12/22)	6-10	0-1	1-2	4-1	5	2	13	3	4	2	2	32
Fresno State (12/30)	1-5	0-0	10-12	6-2	8	2	12	1	2	1	1	29
at Colorado State (1/6)	8-10	0-0	0-2	3-9	12	4	16	2	3	2	1	31
at Wyoming (1/9)	1-4	0-0	2-2	1-1	2	4	4	2	3	0	2	20
New Mexico (1/12)	2-4	0-1	6-7	2-5	7	3	10	4	3	2	2	30
Air Force (1/16)	3-5	0-0	2-2	3-7	10	2	8	5	1	3	0	22
at Utah State (1/19)	0-2	0-0	2-2	1-2	3	3	2	1	3	0	2	16
at Nevada (1/23)	3-4	0-0	3-4	1-2	3	3	9	1	0	2	0	25
Boise State (1/27)	5-7	0-0	0-0	3-8	11	2	10	1	0	2	2	33
San Diego State (1/30)	0-1	0-0	0-0	0-0	0	1	0	0	0	0	0	5

GAME-BY-GAME STATS



ALVIN ELLIS III
MATTESON, ILLINOIS
Chicago De La Salle
6'4" | 210
3
G
Sr.

2013-14 Game-By-Game Stats

OPPONENT	FG	3FG	FT	O-D	REB	PF	PTS	AST	TO	BLK	STL	MIN
McNeese State (11/8)	3-6	0-0-0	1-1	2	1	6	1	1	0	1	7	
Columbia (11/15)	0-0	0-0	1-2	0-0	0	1	1	0	0	0	3	
Portland (11/18)	0-1	0-0	1-2	1-1	2	0	1	1	0	0	1	5
vs. Virginia Tech (11/22)	0-0	0-0	0-0	0-0	0	2	0	0	1	0	0	8
vs. Oklahoma (11/23)	0-0	0-0-0	0-1	1	2	0	0	1	0	0	4	
Mount St. Mary's (11/29)	2-4	1-2	0-0	1	1	0	5	2	1	0	1	14
North Carolina (12/4)	0-0	0-0-0	0-0	0	1	0	0	0	0	0	1	
vs. Oakland (12/14)	2-3	0-0	0-1	0-0	0	2	4	0	3	1	2	19
North Florida (12/17)	1-2	0-1	2-5	0-0	0	1	4	2	0	0	1	20
at Texas (12/21)	0-0	0-0-0	0-0	0	0	0	0	1	0	0	3	
New Orleans (12/28)	1-3	1-1	0-0	1-2	3	0	3	0	0	0	0	11
at Penn State (12/31)	0-0	0-0-0	0-0	0	0	0	0	2	0	0	3	
at Indiana (1/4)	0-0	0-0-0	0-0	0	0	0	0	1	0	0	1	
Ohio State (1/7)	1-3	0-0-0	0-0	0	2	0	0	0	0	2	14	
Minnesota (1/11)	0-1	0-0	1-2	0-0	0	0	1	0	0	0	5	
at Northwestern (1/15)	0-1	0-1	0-0	0-0	0	0	1	0	0	0	0	11
at Illinois (1/18)	0-1	0-0-0	0-1	1	0	0	0	1	0	0	1	8
Indiana (1/21)	1-1	0-0-0	0-1	1	0	2	0	0	1	0	6	
Michigan (1/25)	4-4	2-2	2-2	0-1	1	4	12	1	0	0	0	11
at Iowa (1/28)	0-1	0-0	0-2	0-0	0	1	0	0	1	0	0	12
vs. Georgetown (2/1)	0-1	0-1	2-2	1-1	2	2	2	0	1	0	1	9
Penn State (2/6)	1-1	1-1	2-2	0-3	3	5	0	1	0	1	1	10
at Wisconsin (2/9)	3-5	0-1	0-0	1-1	2	6	1	0	0	1	23	
Northwestern (2/13)	1-1	1-1	2-2	0-0	0	4	5	1	0	0	1	13
Nebraska (2/16)	0-1	0-1	0-0	0-0	0	1	0	0	0	0	0	8
at Purdue (2/20)	2-2	0-0-0	0-0	0-0	2	4	0	1	0	0	6	
at Michigan (2/23)	0-0	0-0-0	0-1	1	2	0	0	0	0	0	2	
Illinois (3/1)	0-0	0-0-0	0-0	0	2	0	0	0	0	0	0	0
Iowa (3/6)	0-0	0-0-0	0-0	0	0	0	0	1	1	1	6	
at Ohio State (3/9)	0-1	0-0-0	0-0	0	1	0	0	1	0	0	0	11
vs. Northwestern (3/14)	0-2	0-0-0	0-0	0	1	0	0	1	0	0	0	8
vs. Wisconsin (3/15)	0-0	0-0-0	0-0	0	0	0	0	0	0	0	0	4
vs. Michigan (3/16)	1-1	0-0-0	1-0	1	5	2	0	2	0	0	8	
vs. Delaware (3/20)	0-1	0-0-0	0-0	0	2	0	3	0	0	0	13	
vs. Harvard (3/22)	1-3	0-1-0	1-0	1	1	2	0	0	0	0	4	
vs. Virginia (3/28)	0-0	0-0-0	0-0	0	0	0	0	1	0	0	2	

2014-15 Game-By-Game Stats

OPPONENT	FG	3FG	FT	O-D	REB	PF	PTS	AST	TO	BLK	STL	MIN
at Navy (11/14)	0-1	0-1	0-0	0-0	0	1	0	1	1	0	0	3
at Notre Dame (12/3)	0-2	0-1	0-0	0-0	0	1	0	0	0	0	0	5
Ark.-Pine Bluff (12/6)	1-2	0-0	0-1	0-0	0	1	2	0	2	1	2	8
Oakland (12/14)	0-2	0-2	2-2	0-3	1	2	2	4	0	0	1	17
Eastern Mich. (12/17)	0-3	0-1	3-4	0-1	3	2	3	0	0	1	1	14
Texas Southern (12/20)	1-4	1-2	0-0	0-0	0	3	3	1	0	0	0	8
The Citadel (12/22)	2-3	1-1	1-2	0-0	0	6	1	1	0	2	19	
Michigan (12/30)	1-1	0-0	0-1	0-1	1	3	2	1	0	0	1	22
Indiana (1/5)	0-0	0-0	1-2	0-1	1	2	1	1	1	1	7	
at Iowa (1/8)	0-0	0-0-0	0-0	0	0	0	0	0	0	0	3	
Northwestern (1/11)	0-0	0-0-0	0-0	0	0	0	0	1	0	0	3	
at Maryland (1/17)	0-3	0-2	2-3	0-0	0	2	2	0	0	0	9	
Penn State (1/21)	0-2	0-1	0-0	0-0	0	0	0	0	1	0	0	5
at Nebraska (1/24)	0-0	0-0-0	0-1	1	0	0	0	0	0	0	1	
at Rutgers (1/29)	0-1	0-0-0	0-1	1	0	0	0	0	0	0	3	
Illinois (2/7)	1-4	1-3	0-0	1-1	0	3	3	1	1	0	18	
at Northwestern (2/10)	0-2	0-1	2-4	0-0	0	1	2	1	0	0	14	
Ohio State (2/14)	0-0	0-0-0	0-0	0	0	0	0	0	1	0	2	
at Michigan (2/17)	0-0	0-0-0	0-1	1	1	0	1	1	0	0	1	
at Illinois (2/22)	0-1	0-1	0-0	0-2	2	1	0	0	1	0	9	
Minnesota (2/26)	3-3	1-1	0-0	0-0	0	1	7	0	1	0	5	
at Wisconsin (3/1)	1-2	0-0	0-1	0-0	0	1	2	1	1	0	10	
Purdue (3/4)	0-0	0-0-0	0-0	0	0	0	0	0	0	0	7	
at Indiana (3/7)	6-9	2-4	2-5	1-2	3	4	16	1	1	0	0	21
vs. Ohio State (3/13)	1-1	0-0-0	0-1	1	1	2	1	1	2	1	8	
vs. Maryland (3/14)	0-1	0-1	0-0	0-0	0	1	0	1	0	0	0	8
vs. Wisconsin (3/15)	0-0	0-0-0	0-0	0	1	0	0	1	0	0	4	
vs. Georgia (3/20)	0-0	0-0	0-2	0-1	1	1	0	1	0	0	1	6
vs. Virginia (3/22)	0-2	0-0	1-4	1-0	1	2	1	0	0	0	1	11
vs. Oklahoma (3/27)	0-1	0-1	0-0	2-1	3	0	0	0	0	0	4	
vs. Louisville (3/29)	0-1	0-1	1-2	0-1	1	0	1	1	0	0	8	
vs. Duke (4/4)	0-2	0-1	0-0	0-0	0	0	0	0	1	0	0	11

2015-16 Game-By-Game Stats

OPPONENT	FG	3FG	FT	O-D	REB	PF	PTS	AST	TO	BLK	STL	MIN
Florida Atlantic (11/13)	1-2	0-0	4-4	0-2	2	2	6	0	0	0	0	7
vs. Kansas (11/17)	0-0	0-0	0-0	0-0	0	0	0	0	0	0	0	4
Ark.-Pine Bluff (11/20)	3-3	0-0	1-2	1-0	1	2	7	2	1	0	1	10
Eastern Michigan (11/23)	2-4	1-3	0-0	1-1	2	1	5	0	1	0	0	7
vs. Boston College (11/26)	0-0	0-0	0-0	0-1	1	0	0	0	4	0	0	7
vs. Boise State (11/27)	0-1	0-1	0-0	0-0	0	1	0	0	0	0	0	3
Louisville (12/2)	0-0	0-0	0-1	1-0	1	1	0	1	1	0	0	3
Binghamton (12/5)	2-4	1-1	1-2	2-2	4	6	0	0	0	0	0	9
UMES (12/9)	2-2	2-2	2-2	0-1	1	0	8	0	1	0	0	9
Florida (12/12)	0-0	0-0	0-0	0-1	1	1	0	0	0	0	0	3
at Northeastern (12/19)	0-0	0-0	0-0	0-0	0	0	0	0	0	0	0	2
vs. Oakland (12/22)	2-5	1-3	2-3	0-5	5	2	7	3	0	1	0	21
at Iowa (12/29)	1-6	1-4	0-0	0-1	1	4	3	1	2	0	0	17
at Minnesota (1/2)	0-0	0-0	0-0	0-0	0	1	0	0	1	0	0	1
Illinois (1/7)	2-5	0-2	0-0	2-4	6	0	4	2	1	0	1	11
at Penn State (1/10)	0-1	0-0	0-0	0-0	0	0	0	1	0	0	0	6
Iowa (1/14)	0-1	0-1	0-1	0-2	0	0	0	1	0	0	0	5
at Wisconsin (1/17)	0-0	0-0	0-0	0-0	0	1	0	0	0	0	1	1
Maryland (1/23)	0-1	0-1	0-0	0-1	1	1	1	1	1	0	1	7
at Northwestern (1/28)	0-3	0-1	2-2	0-1	1	1	2	1	0	0	2	12
Rutgers (1/31)	2-6	1-1	1-2	1-2	3	1	6	1	0	0	1	14
North Carolina (2/6)	1-1	1-1	0-0	0-1	1	1	3	1	1	0	0	4
at Purdue (2/9)	1-2	1-1	3-3	0-0	0	0	6	1	0	1	0	6
Indiana (2/14)	1-3	1-3	1-2	0-1	1	0	4	1	0	1	0	11
Wisconsin (2/18)	0-0	0-0	0-0	1-0	1	0	0	1	1	0	0	6
Ohio State (2/23)	0-1	0-1	0-0	0-2	2	0	0	2	0	0	1	4
Penn State (2/28)	0-0	0-0	0-0	0-1	1	2	0	2	0	0	0	7
at Rutgers (3/2)	1-4	0-2	0-0	1-2	3	0	2	5	1	0	2	12
Ohio State (3/5)	2-2	1-1	0-0	0-2	2	2	5	1	2	0	1	6
vs. Ohio State (3/11)	0-0	0-0	0-0	0-0	0	1	0	2	0	0	1	7
vs. Maryland (3/12)	2-5	2-5	0-0	1-0	1	2	6	0	0	0	0	12
vs. Purdue (3/13)	2-3	1-1	0-0	0-4	4	0	5	1	0	0	0	9
vs. Middle Tenn. (3/18)	1-1	0-0	0-0	0-0	0	0	2	0	0	0	2	8



KENNY GOINS
TROY, MICHIGAN
Warren Matt
6'6" | 230
25
F
So.

2015-16 Game-By-Game Stats

OPPONENT	FG	3FG	FT	O-D	REB	PF	PTS	AST	TO	BLK	STL	MIN
Florida Atlantic	0-1	0-0	0-0	1-0	1	2	0	1	1	1	0	5
vs Kansas (11/17)	0-0	0-0	0-0	0-1	1	1	0	0	2	1	0	4
Ark.-Pine Bluff (11/2)	0-0	0-0	1-4	2-0	2	0	1	0	0	0	0	4
Eastern Michigan (11/23)	0-0	0-0	0-0	0-3	3	0	0	0	1	0	0	2
vs Boston College (11/26)	1-1	0-0	0-0	0-0	0	0	2	0	0	0	0	2
vs Boise State (11/27)	2-2	0-0	0-0	0-4	4	1	4	2	0	1	0	7
vs Providence (11/29)	2-2	0-0	0-1	1-1	2	2	4	0	0	0	0	13
Louisville (12/2)	2-2	0-0	1-2	3-10	13	2	5	1	3	1	0	18
Binghamton (12/5)	0-0	0-0	0-0	0-1	1	1	0	0	0	0	0	5
UMES (12/9)	0-0	0-0	0-0	1-1	2	1	0	0	2	1	0	5
Florida (12/12)	0-0	0-0	2-2	3-0	3	0	2	0	2	0	0	5
at Northeastern (12/19)	3-3	0-0	0-0	1-4	5	2	6	3	0	2	1	15
vs Oakland (12/22)	0-2	0-0	0-0	1-5	6	5	0	1	2	0	0	26
at Iowa (12/29)	3-3	0-0	0-0	1-4	5	1	6	0	0	1	0	13
at Minnesota (1/2)	0-0	0-0	0-0	0-2	2	3	0	1	1	1	0	16
Illinois (1/7)	0-1	0-0	0-0	0-0	0	1	0	1	0	0	0	8
at Penn State (1/10)	0-0	0-0	0-0	0-0	0	0	0	0	0	0	0	3
Iowa (1/14)	0-0	0-0	0-0	0-0	0	0	0	0	0	0	0	2
at Wisconsin (1/17)	0-0	0-0	0-0	0-0	0	2	0	0	0	0	0	14
Maryland (1/23)	1-4	0-0	1-3	2-1	3	4	3	2	1	1	1	25
at Northwestern (1/28)	2-2	0-0	0-0	1-4	5	0	4	0	0	1	1	15
Rutgers (1/31)	0-0	0-0	1-2	3-1	4	0	1	3	0	0	0	7
at Michigan (2/6)	2-2	0-1	1-1	1-2	3	5	5	1	1	0	0	21
at Purdue (2/9)	2-2	0-0	0-0	0-5	6	3	6	3	0	0	0	24
Indiana (2/14)	0-0	0-0	0-0	0-1	1	0	0	1	0	0	0	4
vs Middle Tenn. (3/18)	0-1	0-0	0-0	0-0	0	0	0	1	0	0	0	4

GAME-BY-GAME STATS



ERON HARRIS
INDIANAPOLIS, INDIANA
Lawrence North (WVU)
6-3 | 190
G
R-Sr.

2012-13 Game-By-Game Stats (WVU)

OPPONENT	FG	3FG	FT	O-D	REB	PF	PTS	AST	TO	BLK	STL	MIN
at Gonzaga (11/12)	0-1	0-1	0-0	0-2	2	0	0	0	1	0	1	7
vs. Marist (11/22)	7-8	0-0	1-1	0-1	1	0	15	1	0	0	1	14
vs. Oklahoma (11/25)	0-2	0-1	0-0	1-0	1	1	0	0	0	0	0	1
VMU (11/28)	4-9	1-3	1-2	1-3	4	3	10	1	1	1	1	16
vs. Marshall (12/5)	0-1	0-0	0-0	0-0	0	0	0	0	0	0	1	2
Virginia Tech (12/8)	3-5	2-3	2-2	0-5	5	2	10	2	0	0	0	17
at Duquesne (12/11)	0-1	0-1	0-0	0-1	1	0	0	0	1	0	0	10
vs. Michigan (12/15)	3-3	2-2	2-2	1-1	2	2	10	0	2	0	2	21
Oakland (12/19)	2-6	2-6	0-0	0-3	3	2	6	0	3	0	0	28
Radford (12/22)	1-4	1-2	4-4	0-0	0	0	7	0	1	0	1	10
Eastern Kentucky (12/30)	1-2	1-2	0-0	0-0	0	1	3	2	3	0	0	8
Oklahoma (1/5)	1-8	1-6	1-2	0-0	0	0	4	0	1	0	0	15
at Texas (1/9)	1-6	1-3	0-0	0-0	0	1	3	0	2	0	0	21
Kansas State (1/12)	2-3	1-2	3-4	0-3	3	1	8	3	1	0	0	25
at Iowa State (1/16)	6-10	4-7	1-2	2-3	5	4	17	1	2	0	1	29
at Purdue (1/19)	2-10	0-4	6-6	3-2	5	3	10	1	0	0	0	24
TCU (1/23)	5-6	2-3	10-0	0-3	3	1	19	2	2	0	1	27
at Oklahoma State (1/26)	6-10	5-8	0-0	0-1	1	4	17	0	3	0	1	30
Kansas (1/28)	0-5	0-4	2-2	0-2	2	1	2	1	0	0	0	25
at Texas Tech (2/2)	5-12	3-9	5-6	0-1	1	0	18	2	3	0	0	36
Texas (2/4)	3-10	2-8	5-6	0-2	2	3	13	0	2	0	1	25
at TCU (2/9)	5-10	2-3	2-5	0-4	4	2	14	1	3	1	0	29
at Baylor (2/13)	6-9	3-5	4-7	0-1	1	1	19	0	1	0	2	28
Texas Tech (2/16)	5-10	2-6	3-4	0-1	1	1	15	2	3	0	2	31
at Kansas State (2/18)	0-2	0-1	0-0	0-0	0	5	0	1	0	0	1	8
Oklahoma State (2/9)	1-7	1-6	3-4	0-0	2	2	6	0	3	0	0	24
Baylor (2/27)	7-14	1-4	10-13	0-3	3	2	25	1	2	1	0	33
at Kansas (3/2)	4-17	0-5	3-4	1-4	5	0	11	0	1	0	0	35
at Oklahoma (3/6)	8-17	5-10	2-2	2-2	4	2	23	1	3	0	0	34
Iowa State (3/9)	4-11	1-6	2-2	0-3	3	2	11	5	1	0	2	30
vs. Texas Tech (3/13)	3-8	1-4	2-2	0-3	3	2	9	2	3	0	2	38

2013-14 Game-By-Game Stats (WVU)

OPPONENT	FG	3FG	FT	O-D	REB	PF	PTS	AST	TO	BLK	STL	MIN
Mount St. Mary's (11/8)	6-12	3-8	4-4	0-4	4	1	19	3	0	0	2	39
vs. Virginia Tech (11/12)	4-17	1-3	7-9	2-4	6	2	16	3	0	0	2	38
Duquesne (11/17)	12-19	6-8	3-7	1-5	6	3	33	1	1	0	0	35
Ga. Southern (11/21)	6-11	1-4	2-2	0-5	5	1	15	3	0	0	0	20
Presbyterian (11/23)	7-15	3-6	2-2	0-3	3	0	19	2	0	1	1	28
vs. Old Dominion (11/26)	7-10	3-5	2-3	0-0	0	1	19	0	3	1	0	30
vs. Wisconsin (11/27)	8-19	7-11	4-4	0-2	2	1	27	0	2	0	1	38
Loyola (12/2)	4-13	2-5	4-6	3-4	7	1	14	2	4	0	0	28
at Missouri (12/5)	3-6	0-1	2-2	2-2	4	4	8	1	1	0	0	19
Gonzaga (12/10)	8-15	5-9	2-3	1-3	4	0	23	3	1	0	0	38
vs. Marshall (12/14)	3-9	1-6	4-6	0-3	3	3	11	0	3	0	0	30
Purdue (12/22)	9-18	2-7	4-5	0-2	2	3	24	2	1	0	1	39
vs. William & Mary (12/29)	4-9	0-3	2-2	2-2	4	0	10	1	3	0	0	24
at TCU (1/4)	8-15	4-5	2-2	1-3	4	2	22	1	3	0	0	33
at Texas Tech (1/16)	7-15	3-11	1-1	0-0	0	2	18	2	4	0	0	37
Oklahoma State (1/19)	3-11	1-6	4-4	1-3	4	2	11	0	3	0	0	28
Texas (1/13)	3-11	0-7	0-0	1-3	4	5	6	2	1	0	2	25
at Kansas State (1/18)	5-12	4-8	7-8	1-2	3	2	21	0	1	0	2	33
Texas Tech (1/22)	5-10	3-5	2-2	1-2	3	4	15	1	1	0	1	29
at Oklahoma State (1/25)	6-10	6-7	3-3	3-3	6	5	21	2	2	0	2	21
at Baylor (1/28)	4-14	2-9	2-2	0-3	3	12	1	0	1	0	1	30
Kansas State (2/1)	3-10	1-4	4-4	0-3	3	1	11	2	3	0	1	33
Oklahoma (2/5)	10-18	6-13	2-2	1-3	4	3	28	2	2	0	1	31
at Kansas (2/8)	3-10	3-9	8-8	0-6	6	1	17	3	4	1	1	39
Iowa State (2/10)	6-12	2-5	2-2	0-1	1	2	16	3	0	0	2	33
at Texas (2/15)	5-15	2-6	9-10	2-3	5	3	21	0	3	0	0	32
Baylor (2/22)	9-17	6-9	8-8	1-1	2	2	32	0	1	0	0	37
at Iowa State (2/26)	4-14	0-5	7-9	1-5	6	0	15	3	2	0	3	38
TCU (3/1)	6-13	3-7	2-0	0-3	3	2	18	4	4	0	2	30
at Oklahoma (3/5)	2-9	1-3	0-0	1-2	5	5	5	1	3	0	0	28
Kansas (3/8)	8-14	5-7	7-8	0-1	1	2	28	3	4	1	1	37
vs. Texas (3/13)	1-5	1-3	0-0	1-0	1	5	3	1	1	0	0	22
at Georgetown (3/18)	4-10	2-7	0-0	1-1	2	3	10	0	2	0	0	32

2015-16 Game-By-Game Stats

OPPONENT	FG	3FG	FT	O-D	REB	PF	PTS	AST	TO	BLK	STL	MIN
Florida Atlantic (11/13)	2-7	0-4	0-0	1-1	2	2	4	2	0	1	0	17
vs. Kansas (11/17)	1-4	0-2	0-0	0-0	0	3	2	0	2	0	0	10
Ark.-Pine Bluff (11/20)	2-3	1-4	4-4	2-3	5	2	9	2	1	0	1	22
Eastern Michigan (11/23)	3-6	2-2	2-2	1-6	7	3	10	4	1	1	1	20
vs. Boston College (11/26)	2-3	0-1	2-5	0-1	1	3	6	3	2	0	0	16
vs. Boise State (11/27)	1-2	1-1	0-0	0-0	0	3	3	1	1	0	0	4
vs. Providence (11/29)	4-10	0-3	4-4	0-3	3	0	12	3	1	1	1	20
Louisville (12/2)	1-5	1-3	2-2	1-1	2	2	5	1	1	0	0	11
Binghamton (12/5)	3-9	1-4	4-7	0-2	2	0	11	5	1	0	1	22
UMES (12/9)	4-6	4-4	0-1	1-2	3	0	12	0	4	0	0	18
Florida (12/12)	1-4	0-2	2-2	1-3	4	2	4	3	2	0	0	16
at Northeastern (12/19)	3-8	0-2	0-0	0-3	3	1	6	4	1	0	1	19
vs. Oakland (12/22)	7-13	2-3	11-15	1-4	5	3	27	5	3	0	1	33
at Iowa (12/29)	7-15	1-2	6-7	4-1	5	5	21	0	1	0	1	22
at Minnesota (1/2)	3-7	0-2	4-4	1-4	5	3	10	1	2	0	0	23
Illinois (1/7)	5-9	1-2	2-2	0-3	3	2	13	2	4	0	0	22
at Penn State (1/10)	5-10	1-2	2-2	2-3	5	3	13	1	1	0	0	21
Iowa (1/14)	2-9	1-5	2-2	0-1	1	1	7	0	2	0	0	25
at Wisconsin (1/17)	5-9	2-2	2-2	1-0	1	4	14	1	3	0	0	29
Nebraska (1/20)	5-6	4-4	0-0	0-2	2	3	14	2	2	0	0	22
Maryland (1/23)	1-8	0-4	5-6	1-2	3	3	7	1	1	0	0	25
at Northwestern (1/28)	2-7	2-6	0-0	1-2	3	2	6	2	1	0	0	26
Rutgers (1/31)	5-11	3-7	1-2	0-1	1	0	14	4	1	0	0	18
at Michigan (2/6)	1-3	1-3	0-0	0-1	1	2	3	2	0	0	0	27
at Purdue (2/9)	1-8	1-2	0-0	0-3	3	1	3	2	1	0	0	20
Indiana (2/14)	2-7	2-5	0-0	0-1	1	3	6	4	1	0	0	23
Wisconsin (2/18)	4-6	2-2	0-0	0-0	0	2	10	1	2	0	1	25
at Ohio State (2/23)	4-6	0-1	0-0	0-1	1	4	9	1	1	0	1	21
Penn State (2/28)	1-5	0-2	4-4	3-1	4	0	6	2	2	0	0	18
at Rutgers (3/2)	6-11	3-4	0-0	2-0	2	1	15	3	0	0	0	21
Ohio State (3/5)	3-5	0-1	1-2	0-3	3	2	7	2	0	0	21	
vs. Ohio State (3/11)	4-9	1-2	4-5	1-1	2	3	13	3	0	0	21	
vs. Maryland (3/2)	3-7	2-3	0-0	0-0	0	4	8	0	1	0	0	22
vs. Purdue (3/13)	2-8	1-3	2-2	1-4	5	1	7	0	0	0	0	28
vs. Middle Tenn. (3/18)	3-3	2-2	1-2	1-3	4	3	9	2	5	0	0	24




MATT McQUAID
DUNCANVILLE, TEXAS
6-4 | 200
G
So.

2015-16 Game-By-Game Stats

OPPONENT	FG	3FG	FT	O-D	REB	PF	PTS	AST	TO	BLK	STL	MIN
Florida Atlantic (11/13)	1-1	0-0	0-0	1-0	1	2	2	3	0	2	0	14
vs. Kansas (11/17)	3-5	3-3	0-0	0-1	1	3	9	1	1	1	0	22
Ark.-Pine Bluff (11/20)	3-5	2-4	0-0	2-1	3	1	8	3	0	0	1	17
Eastern Michigan (11/23)	2-3	0-1	0-0	0-0	0	2	4	5	2	1	0	19
vs Boston College (11/26)	0-3	0-1	0-0	1-0	1	2	0	0	1	2	0	13
vs Boise State (11/27)	1-3	1-2	0-0	0-0	0	2	3	2	0	0	0	19
vs Providence (11/29)	2-3	1-2	0-0	0-0	0	2	5	2	0	0	3	13
Louisville (12/2)	0-0	0-0	0-0	0-0	0	0	0	0	2	1	1	11
Binghamton (12/5)	1-7	1-5	0-0	1-0	1	0	3	3	0	0	0	19
UMES (12/9)	1-2	0-1	1-2	0-0	0	0	3	3	2	0	1	15
Florida (12/12)	2-5	1-2	0-0	0-1	1	4	5	0	1	0	1	15
at Northeastern (12/19)	1-1	1-1	0-0	0-2	2	3	3	2	0	0	0	10
vs Oakland (12/22)	0-2	0-2	0-0	0-0	0	2	0	2	2	0	0	10
at Iowa (12/29)	0-1	0-0	1-0	1-0	1	1	0	1	2	0	2	16
at Minnesota (1/2)	0-2	0-2	0-0	0-	0	0	2	0	0	0	0	30
Illinois (1/7)	3-6	2-3	0-2	0-2	2	3	10	5	1	0	18	
at Penn State (1/10)	2-4	0-1	0-0	0-0	0	4	4	0	0	1	0	9
Iowa (1/14)	1-4	0-0	0-0	0-1	1	1	2	1	2	1	1	15
at Wisconsin (1/17)	0-3	0-2	0-0	2-0	2	4	0	3	1	0	0	22
Nebraska (1/20)	1-6	0-1	0-0	0-0	1	2	2	0	0	0	1	18
Maryland (1/23)	1-3	1-2	0-0	0-0	0	2	3	0	0	0	0	11
at Northwestern (1/28)	6-10	5-8	0-0	0-1	1	1	17	2	1	0	1	21
Rutgers (1/31)	1-1	1-4	0-0	0-0	0	1	7	4	1	1	0	16
at Michigan (2/6)	1-2	1-2	0-0	0-0	0	2	3	4	1	0	0	25
at Purdue (2/9)	4-10	2-4	0-0	1-1	2	2	10	3	1	0	0	25
Indiana (2/14)	1-2	0-1	0-0	0-2	2	2	2	1	0	0	0	17
Wisconsin (2/18)	0-3	0-2	0-0	0-1	1	0	0	0	0	0	0	17
at Ohio State (2/23)	0-1	0-1	0-0	0-0	0	2	0	0	1	0	0	13
Penn State (2/28)	1-3	1-2	1-2	0-2	2	3	4	1	1	0	0	16
at Rutgers (3/2)	0-3	0-0	0-0	0-0	0	2	0	0	1	0	0	12
at Ohio State (3/5)	2-3	2-3	0-0	0-0	0	5	5	1	1	0	0	10
vs Ohio State (3/11)	0-0	0-2	0-0	0-1	1	1	0	1	0	1	0	14
vs Maryland (3/12)	1-2	1-1	0-0	0-2	2	2	3	0	0	0	0	8
vs Purdue (3/13)	1-1	1-1	0-0	1-0	1	1	3	0	0	0	0	9
vs Middle Tenn. (3/18)	1-3	1-3	0-0	1-0	1	1	3	0	0	0	0	14

GAME-BY-GAME STATS




TUM TUM NAIRN JR.
5-10 | 175
NASSAU, BAHAMAS
Sunrise Christian Academy
11 G Jr.

2014-15 Game-By-Game Stats

OPPONENT	FG	3FG	FT	O-D	REB	PF	PTS	AST	TO	BLK	STL	MIN
vs. Navy (11/14)	0-1	0-0	0-0	1-2	3	0	0	4	1	0	0	20
vs. Duke (11/18)	3-3	0-1	0-0	0-1	1	2	2	2	0	0	0	21
Loyola (11/21)	1-2	0-0	1-2	0-1	1	1	3	7	3	0	0	21
Santa Clara (11/24)	1-4	0-1	0-0	0-3	3	3	2	4	0	0	0	22
vs. Rider (11/27)	0-2	0-0	1-2	0-1	1	0	1	2	1	0	0	20
vs. Marquette (11/28)	1-2	0-0	0-0	0-1	1	2	2	3	2	0	0	26
vs. Kansas (11/30)	1-4	0-0	1-2	0-0	0	1	3	1	0	0	0	18
at Notre Dame (12/3)	0-0	0-0	0-0	0-2	2	1	0	3	1	0	0	14
Ark.-Pine Bluff (12/6)	0-0	0-0	1-3	0-1	1	2	1	6	3	0	0	17
Oakland (12/14)	0-1	0-0	1-2	1-4	5	4	1	5	2	0	0	20
Eastern Michigan (12/17)	0-1	0-0	0-0	0-1	1	5	0	1	0	0	0	5
Texas Southern (12/20)	0-1	0-0	1-2	0-2	2	3	1	2	0	0	0	22
The Citadel (12/22)	0-2	0-0	1-2	2-0	2	0	1	1	1	0	0	12
Maryland (12/30)	0-4	0-0	0-0	0-1	1	5	0	0	0	0	0	9
Indiana (1/5)	2-5	0-0	1-2	0-0	0	2	7	2	0	0	1	26
at Iowa (1/8)	2-4	0-1	0-0	0-0	0	0	4	2	1	0	0	18
Northwestern (1/11)	1-4	0-0	0-0	0-1	1	2	2	2	0	0	0	13
at Maryland (1/17)	1-2	0-0	0-0	0-0	0	3	2	2	0	0	1	10
Penn State (1/21)	0-0	0-0	1-2	0-0	0	3	1	3	0	0	0	22
at Nebraska (1/24)	0-2	0-0	2-2	0-0	0	5	2	2	0	0	0	11
at Rutgers (1/29)	4-4	0-0	0-1	0-2	2	3	8	1	2	0	0	16
Michigan (2/1)	0-1	0-0	0-0	0-0	0	0	0	2	0	0	0	7
Illinois (2/7)	1-1	0-0	2-4	0-3	2	1	4	3	0	0	0	15
at Northwestern (2/10)	2-3	0-0	0-0	0-2	3	0	4	2	1	0	0	21
Ohio State (2/14)	3-3	1-1	0-0	1-4	5	7	4	2	0	0	0	36
at Michigan (2/17)	1-1	1-1	0-0	0-1	1	5	3	2	0	0	0	33
at Illinois (2/22)	0-3	0-1	0-0	0-4	4	2	0	2	1	0	0	4
Minnesota (2/26)	1-4	0-2	3-4	0-2	2	5	5	8	2	0	0	37
at Wisconsin (3/1)	0-3	0-0	0-0	0-0	0	1	0	0	1	0	0	13
Purdue (3/4)	0-3	0-0	0-0	0-2	2	1	0	0	0	0	0	20
at Indiana (3/7)	1-3	0-0	0-1	0-0	4	2	3	2	0	0	0	13
vs. Ohio State (3/13)	0-3	0-0	2-4	0-5	3	2	4	1	0	0	0	31
vs. Maryland (3/14)	0-1	0-1	1-2	0-0	0	4	1	0	0	1	1	22
vs. Wisconsin (3/15)	1-1	1-1	2-2	0-2	2	2	5	0	0	0	0	28
vs. Georgia (3/20)	1-3	0-0	1-3	1-2	3	2	3	3	1	0	2	19
vs. Virginia (3/22)	0-0	0-0	1-2	0-2	2	4	1	0	0	0	0	17
vs. Oklahoma (3/27)	0-1	0-0	0-0	0-0	0	1	0	1	1	0	0	11
vs. Louisville (3/29)	1-3	0-0	1-2	0-3	3	1	3	1	1	0	0	19
vs. Duke (4/4)	0-3	0-0	2-2	0-1	1	3	2	5	0	0	0	19

2015-16 Game-By-Game Stats

OPPONENT	FG	3FG	FT	O-D	REB	PF	PTS	AST	TO	BLK	STL	MIN
Florida Atlantic (11/13)	3-5	0-0	1-2	1-4	5	1	7	4	2	0	0	25
vs. Kansas (11/17)	1-5	0-0	0-0	0-0	0	1	2	2	1	0	0	15
Ark.-Pine Bluff (11/20)	0-1	0-1	0-0	0-0	0	2	0	2	1	0	1	17
Eastern Mich. (11/23)	0-2	0-1	1-2	0-0	0	1	1	5	0	0	0	18
vs. Boston College (11/26)	5-9	2-4	1-1	0-3	3	0	13	8	0	0	1	29
vs. Boise State (11/27)	4-8	1-4	0-0	0-0	0	3	9	7	0	0	0	34
vs. Providence (11/29)	0-1	0-1	1-6	0-1	1	3	1	3	2	0	1	30
Louisville (12/2)	0-5	0-2	0-0	0-1	1	1	0	2	0	0	1	26
Binghamton (12/5)	0-1	0-0	0-0	0-1	1	0	0	7	0	0	0	14
UMES (12/9)	1-3	0-0	0-0	0-2	2	1	2	5	1	0	0	17
Florida (12/12)	0-2	0-1	0-0	0-0	0	3	0	5	2	0	1	20
at Northeastern (12/19)	5-9	0-0	1-2	0-2	2	3	11	3	0	0	2	29
vs. Oakland (12/22)	2-5	0-0	3-7	2-1	3	4	7	4	0	0	0	36
at Iowa (12/29)	2-6	0-0	0-1	0-1	1	4	4	3	3	0	0	24
at Minnesota (1/2)	2-4	0-0	0-0	0-4	4	2	4	7	1	1	0	30
Illinois (1/7)	2-3	0-0	0-0	0-3	3	0	4	6	2	0	0	24
at Penn State (1/10)	0-3	0-0	0-0	0-1	1	2	0	5	1	0	0	25
Iowa (1/14)	3-8	0-2	2-2	0-0	0	1	8	3	1	0	0	21
Indiana (2/14)	0-1	0-0	0-0	0-0	0	0	0	1	0	0	0	2
Wisconsin (2/18)	0-0	0-0	0-0	0-0	0	0	0	0	0	0	0	4
at Ohio State (2/23)	0-1	0-0	0-0	0-0	0	1	0	1	0	0	1	8
Penn State (2/28)	0-0	0-0	0-0	0-1	1	4	0	3	2	0	0	14
at Rutgers (3/2)	0-0	0-0	0-0	0-0	0	1	0	1	0	0	0	11
Ohio State (3/5)	0-0	0-0	0-0	0-0	0	2	0	0	4	0	0	11
vs. Ohio State (3/11)	1-1	0-0	0-0	0-2	2	1	2	1	1	0	0	18
vs. Maryland (3/12)	1-1	0-0	0-0	0-0	0	2	2	1	1	0	0	6
vs. Purdue (3/13)	1-3	0-0	0-0	0-1	1	0	2	2	0	0	0	8
vs. Middle Tenn. (3/18)	0-0	0-0	0-0	0-0	0	0	0	1	1	0	0	7



GREG ROY
6-3 | 210
FORT WORTH, TEXAS
North Crowley (Adrian)
40 G Jr.

2015-16 Game-By-Game Stats

OPPONENT	FG	3FG	FT	O-D	REB	PF	PTS	AST	TO	BLK	STL	MIN
Illinois (1/7)	0-0	0-0	0-0	0-0	0	0	0	0	0	0	0	0
Rutgers (1/31)	0-1	0-1	0-0	0-0	0	0	0	0	0	1	0	2
Indiana (2/14)	0-0	0-0	0-0	0-0	0	0	0	0	0	0	0	1



GAVIN SCHILLING
6-9 | 240
CHICAGO, ILLINOIS
Findlay Prep
34 F Sr.

2013-14 Game-By-Game Stats

OPPONENT	FG	3FG	FT	O-D	REB	PF	PTS	AST	TO	BLK	STL	MIN
McNeese State (11/8)	2-3	0-0	0-0	0-5	5	1	4	2	1	0	0	10
vs. Kentucky (11/12)	0-0	0-0	0-0	0-1	1	3	0	0	0	0	0	7
Columbia (11/15)	0-0	0-0	0-0	0-0	0	2	0	0	1	0	0	2
Portland (11/18)	0-0	0-0	0-0	0-0	0	0	0	0	0	0	0	3
vs. Virginia Tech (11/22)	1-1	0-0	0-0	1-0	1	1	2	0	0	0	0	4
vs. Oklahoma (11/23)	1-0	0-0	1-1	2	1	2	2	0	0	1	0	5
Mount St. Mary's (11/29)	2-3	0-0	2-2	1-4	5	0	6	2	0	0	0	11
North Carolina (12/4)	0-2	0-0	0-0	0-0	0	1	0	0	1	0	0	9
vs. Oakland (12/14)	0-0	0-0	0-0	0-0	0	1	0	0	0	0	0	3
North Florida (12/17)	3-4	0-0	1-6	3-2	5	3	7	0	0	0	0	20
at Texas (12/21)	1-2	0-0	2-2	2-3	5	3	4	1	0	0	0	12
New Orleans (12/28)	2-2	0-0	0-0	1-0	1	5	4	0	3	0	0	9
at Penn State (12/31)	0-1	0-0	0-0	1-2	3	4	0	0	0	1	0	5
at Indiana (1/4)	0-1	0-0	0-0	3-0	3	0	0	0	0	0	0	2
Ohio State (1/7)	0-1	0-0	0-0	0-0	0	0	0	0	0	0	0	1
Minnesota (1/11)	0-0	0-0	0-0	0-0	0	1	0	1	0	0	0	4
at Northwestern (1/15)	0-2	0-0	0-0	1-0	1	2	0	0	0	0	0	6
at Illinois (1/18)	0-1	0-0	0-0	1-1	2	1	0	0	2	0	0	5
Indiana (1/21)	0-0	0-0	0-0	0-0	0	1	0	0	1	0	0	5
Michigan (1/25)	1-1	0-0	2-2	1-2	3	1	4	1	1	2	0	7
at Iowa (1/28)	1-1	0-0	1-3	0-4	4	3	3	0	0	1	0	14
vs. Georgetown (2/1)	1-1	0-0	0-0	0-0	0	1	2	0	1	0	0	11
Penn State (2/6)	1-2	0-0	1-2	0-3	3	0	3	0	1	1	0	10
at Wisconsin (2/9)	0-0	0-0	0-0	0-0	0	2	0	0	0	0	0	1
Northwestern (2/13)	0-0	0-0	0-0	0-1	1	0	0	0	0	0	0	3
Nebraska (2/16)	0-1	0-0	0-0	1-0	1	0	0	0	0	0	0	2
at Purdue (2/20)	0-1	0-0	0-0	0-2	2	3	0	1	1	0	0	8
at Michigan (2/23)	2-2	0-0	0-0	0-0	0	1	4	0	1	0	0	12
Illinois (3/1)	3-4	0-0	1-2	2-1	3	1	7	0	1	0	0	15
Iowa (3/6)	0-0	0-0	0-0	0-0	0	1	0	0	1	0	0	2
at Ohio State (3/9)	0-0	0-0	0-0	0-1	1	0	0	0	0	0	0	2
vs. Northwestern (3/14)	0-0	0-0	0-0	1-1	2	0	0	1	0	0	0	4
vs. Wisconsin (3/15)	0-0	0-0	0-0	1-0	1	4	0	0	1	0	0	8
vs. Michigan (3/16)	0-1	0-0	1-2	4-0	4	1	1	0	2	2	0	5
vs. Delaware (3/20)	0-0	0-0	0-0	0-0	0	2	0	0	1	0	0	4
vs. Harvard (3/22)	0-0	0-0	0-0	0-0	0	0	0	0	0	0	0	3
vs. Virginia (3/28)	0-0	0-0	0-0	0-0	0	0	0	0	0	0	0	4

GAME-BY-GAME STATS

2014-15 Game-By-Game Stats

OPPONENT	FG	3FG	FT	O-D	REB	PF	PTS	AST	TO	BLK	STL	MIN
at Navy (11/14)	2-2	0-0	0-2	2-1	3 3	4	0	2	1	0	0	13
vs. Duke (11/18)	1-3	0-0	0-0	1-2	3 0	2	1	0	0	0	0	19
Loyola (11/21)	4-4	0-0	0-0	0-3	3 2	8	0	1	2	0	0	18
Santa Clara (11/24)	6-8	0-0	2-3	7-4	11 2	14	0	1	1	1	1	18
vs. Rider (11/27)	3-3	0-0	4-4	2-4	6 4	10	0	3	0	0	0	16
vs. Marquette (11/28)	2-3	0-0	1-1	0-0	0 4	5	0	0	3	0	0	9
vs. Kansas (11/30)	2-3	0-0	2-2	2-2	4 4	6	0	2	2	0	0	14
at Notre Dame (12/3)	4-7	0-0	1-4	4-2	6 3	9	2	1	1	0	0	32
Ark.-Pine Bluff (12/6)	3-4	0-0	1-6	0-5	5 1	7	1	1	0	0	1	19
Oakland (12/14)	2-4	0-0	0-3	2-4	6 2	4	0	0	0	0	0	17
Eastern Mich. (12/17)	2-4	0-0	1-2	0-3	3 2	5	0	1	2	0	0	16
Texas Southern (12/20)	4-6	0-0	1-5	2-1	3 2	9	1	2	0	0	0	23
The Citadel (12/22)	5-6	0-0	1-2	0-4	4 2	11	0	0	0	1	0	21
Maryland (12/30)	3-3	0-0	1-2	0-6	6 1	7	0	0	2	1	0	25
Indiana (1/5)	4-5	0-0	2-4	4-5	9 2	10	0	4	2	0	0	22
at Iowa (1/8)	1-3	0-0	0-0	0-0	0 4	2	1	1	1	0	0	12
Northwestern (1/11)	5-10	0-0	3-3	4-2	6 5	13	1	2	0	1	0	26
at Maryland (1/17)	1-1	0-0	0-1	1-1	2 2	2	0	1	0	0	0	15
Penn State (1/21)	4-9	0-0	3-4	6-4	10 2	11	1	1	1	1	1	21
at Nebraska (1/24)	2-3	0-0	1-2	1-1	2 4	5	0	2	0	0	0	14
at Rutgers (1/29)	0-1	0-0	1-2	1-2	3 2	1	0	1	1	0	1	14
Michigan (2/1)	1-5	0-0	2-2	2-3	5 5	4	1	0	0	0	0	20
Illinois (2/7)	1-2	0-0	0-2	2-2	4 1	2	1	0	0	0	0	16
at Northwestern (2/10)	0-3	0-0	0-0	3-1	4 4	0	1	0	0	0	0	20
Ohio State (2/14)	0-1	0-0	0-0	0-1	1 2	0	1	1	2	1	1	19
at Michigan (2/17)	5-5	0-0	0-1	1-1	2 5	10	0	0	0	0	0	15
at Illinois (2/22)	0-0	0-0	0-1	0-2	2 3	0	0	0	0	0	0	13
Minnesota (2/26)	2-3	0-0	0-0	2-2	4 4	4	1	0	0	0	0	15
at Wisconsin (3/1)	0-3	0-0	0-0	1-5	6 4	0	0	1	0	0	0	13
Purdue (3/4)	0-0	0-0	0-0	2-1	3 4	0	0	1	0	0	0	8
at Indiana (3/7)	2-4	0-0	0-1	1-4	5 3	4	0	0	0	0	0	17
vs. Ohio State (3/13)	2-3	0-0	0-0	1-0	1 3	4	0	0	0	0	0	11
vs. Maryland (3/14)	1-6	0-0	2-4	4-1	5 3	4	1	2	1	0	0	17
vs. Wisconsin (3/15)	2-5	0-0	0-0	2-2	4 2	4	0	1	0	0	0	19
vs. Georgia (3/20)	0-0	0-0	0-0	0-0	0 3	0	0	0	0	0	0	4
vs. Virginia (3/22)	1-2	0-0	2-4	0-2	2 3	4	0	0	2	0	0	17
vs. Oklahoma (3/27)	4-5	0-0	0-2	2-0	2 4	8	0	0	0	0	0	20
vs. Louisville (3/29)	1-2	0-0	4-4	2-1	3 5	6	1	1	1	0	0	19
vs. Duke (4/4)	0-0	0-0	0-0	2-0	2 4	0	0	0	0	0	0	12

2015-16 Game-By-Game Stats

OPPONENT	FG	3FG	FT	O-D	REB	PF	PTS	AST	TO	BLK	STL	MIN
at Northeastern (12/19)	2-3	0-0	0-1	1-2	3 4	4	0	1	1	0	11	
vs Oakland (12/22)	0-2	0-0	3-4	0-0	0	1	3	0	0	1	0	11
at Iowa (12/29)	0-1	0-0	1-2	1-2	3	1	1	0	1	0	0	11
at Minnesota (1/2)	3-4	0-0	2-2	2-3	5	3	8	0	0	0	0	17
Illinois (1/7)	4-4	0-0	0-0	0-2	2	1	8	1	0	0	0	17
at Penn State (1/10)	5-8	0-0	3-3	2-5	7	2	13	0	1	0	0	19
Iowa (1/14)	2-3	0-0	0-0	1-2	3	3	4	0	3	0	1	12
at Wisconsin (1/17)	0-1	0-0	2-4	1-1	2	3	2	0	1	0	0	6
Nebraska (1/20)	0-2	0-0	4-4	0-2	2	0	4	0	1	0	0	10
Maryland (1/23)	0-2	0-0	0-0	2-2	4	1	0	1	1	1	0	7
at Northwestern (1/28)	0-1	0-0	0-0	0-3	3	2	0	0	0	0	0	13
Rutgers (1/31)	2-6	0-0	0-0	3-5	8	3	4	1	2	0	1	15
at Michigan (2/6)	2-2	0-0	0-0	0-1	1	1	4	0	1	0	0	8
at Purdue (2/9)	0-0	0-0	0-0	2-0	2	5	0	4	2	2	0	10
Indiana (2/14)	1-1	0-0	0-0	0-1	1	3	2	0	2	0	0	9
Wisconsin (2/18)	2-3	0-0	2-4	3-2	5	1	6	3	0	0	3	20
at Ohio State (2/23)	1-2	0-0	0-0	0-4	4	1	0	2	0	0	1	13
Penn State (2/28)	0-3	0-0	3-6	1-1	2	0	3	2	0	0	0	14
at Rutgers (3/2)	0-2	0-0	0-0	2-2	4	2	0	0	2	0	0	10
Ohio State (3/5)	4-5	0-0	0-1	0-3	3	0	8	1	0	1	0	11
vs Ohio State (3/11)	2-3	0-0	1-2	0-2	2	2	5	0	3	1	1	14
vs Maryland (3/12)	1-1	0-0	0-0	1-3	4	0	2	0	0	1	0	14
vs Purdue (3/13)	1-5	0-0	2-2	2-0	2	0	4	0	0	0	0	16
vs Middle Tenn. (3/18)	1-2	0-0	1-4	1-2	3	4	3	0	0	0	0	13



2015-16 Game-By-Game Stats

OPPONENT	FG	3FG	FT	O-D	REB	PF	PTS	AST	TO	BLK	STL	MIN
Florida Atlantic (11/13)	0-0	0-0	0-0	0-0	0 0	0	0	0	0	0	0	1
Ark.-Pine Bluff (11/20)	1-2	0-0	0-0	0-0	0 0	2	0	0	0	0	0	4
Eastern Michigan (11/23)	0-0	0-0	1-2	0-1	1 1	1	0	0	0	0	0	3
vs Boston College (11/26)	0-0	0-0	0-0	1-0	1 0	0	1	0	0	0	0	2
Binghamton (12/5)	0-0	0-0	0-0	0-1	1 0	0	0	0	0	0	0	2
UMES (12/9)	1-2	0-0	2-3	0-3	3 1	4	1	0	1	0	1	4
at Northeastern (12/19)	0-0	0-0	0-0	0-0	0 0	0	0	0	0	0	0	1
at Iowa (12/29)	0-1	0-0	0-0	0-0	0 2	0	0	0	0	0	0	2
Illinois (11/7)	0-0	0-0	0-0	0-1	1 0	0	0	0	0	0	0	3
at Penn State (1/10)	0-0	0-0	2-2	0-0	0 0	2	0	0	0	0	0	2
at Northwestern (1/28)	1-1	0-0	2-2	0-0	0 4	1	0	1	0	0	1	3
Rutgers (1/31)	0-1	0-0	0-0	0-0	0 1	0	0	1	0	1	0	4
at Michigan (2/6)	0-1	0-0	1-2	0-1	1 1	1	0	1	0	0	0	2
Indiana (2/14)	0-0	0-0	0-0	0-0	0 0	0	0	0	0	0	0	1
Wisconsin (2/18)	0-0	0-0	0-0	0-0	0 0	0	0	0	0	0	0	0
at Ohio State (2/23)	1-1	0-0	0-0	0-0	0 2	0	0	0	0	0	0	1
Penn State (2/28)	0-1	0-0	0-0	0-2	2 2	0	0	0	0	0	0	7
at Rutgers (3/2)	1-2	0-0	1-2	1-2	3 0	3	1	1	1	1	0	4
Ohio State (3/5)	0-0	0-0	0-0	0-0	0 0	0	0	0	0	0	0	1
vs Ohio State (3/11)	2-2	0-0	0-0	0-0	0 4	0	0	0	0	0	0	2
vs Middle Tenn. (3/18)	0-0	0-0	0-0	0-0	0 0	0	0	0	0	0	0	0

• Starter

ELITE

2015-16

REVIEW



MICHIGAN STATE BASKETBALL



MSUSPARTANS.COM

2015-16 RESULTS

DATE	OPPONENT	MSU-OPP	SITE	ATTEND.
Nov. 13	FLORIDA ATLANTIC	82-55	EAST LANSING	14,797
Nov. 17 +	vs. #4 Kansas	79-73	Indianapolis, Ind.	19,306
Nov. 20	ARK.-PINE BLUFF	92-46	EAST LANSING	14,797
Nov. 23 &	EASTERN MICHIGAN	89-65	EAST LANSING	14,797
Nov. 26 &	vs. Boston College	99-68	Fullerton, Calif.	2,341
Nov. 27 &	vs. Boise State	77-67	Fullerton, Calif.	3,173
Nov. 29 &	vs. Providence	77-64	Anaheim, Calif.	4,393
Dec. 2 %	#24 LOUISVILLE	71-67	EAST LANSING	14,797
Dec. 5	BINGHAMTON	76-33	EAST LANSING	14,797
Dec. 9	UMES	78-35	EAST LANSING	14,797
Dec. 12	FLORIDA	58-52	EAST LANSING	14,797
Dec. 19	at Northeastern	78-58	Boston, Mass.	5,288
Dec. 22	vs. Oakland	99-93 (OT)	Auburn Hills, Mich.	20,228
Dec. 29	at Iowa	70-83	Iowa City, Iowa	15,400
Jan. 2	at Minnesota	69-61	Minneapolis, Minn.	12,836
Jan. 7	ILLINOIS	79-54	EAST LANSING	14,797
Jan. 10	at Penn State	92-65	University Park, Pa.	10,855
Jan. 14	#16 IOWA	59-76	EAST LANSING	14,797
Jan. 17	at Wisconsin	76-77	Madison, Wis.	17,287
Jan. 20	NEBRASKA	71-72	EAST LANSING	14,797
Jan. 23	#7 MARYLAND	74-65	EAST LANSING	14,797
Jan. 28	at Northwestern	76-45	Evanston, Ill.	8,117
Jan. 31	RUTGERS	96-62	EAST LANSING	14,797
Feb. 6	at Michigan	89-73	Ann Arbor, Mich.	12,707
Feb. 9	at #18 Purdue	81-82 (OT)	West Lafayette, Ind.	14,846
Feb. 14	INDIANA	88-69	EAST LANSING	14,797
Feb. 18	WISCONSIN	69-57	EAST LANSING	14,797
Feb. 23	at Ohio State	81-62	Columbus, Ohio	14,257
Feb. 28	PENN STATE	88-57	EAST LANSING	14,797
March 2	at Rutgers	97-66	Piscataway, N.J.	5,561
March 5	OHIO STATE	91-76	EAST LANSING	14,797
March 11 \$	vs. Ohio State	81-54	Indianapolis, Ind.	15,492
March 12 \$	vs. #18 Maryland	64-61	Indianapolis, Ind.	18,339
March 13 \$	vs. #13 Purdue	66-62	Indianapolis, Ind.	16,429
March 18 ^	vs. Middle Tennessee	81-90	St. Louis, Mo.	14,250

HOME GAMES IN BOLD CAPS

+ - Champions Classic
 & - Wooden Legacy
 % - Big Ten/ACC Challenge
 \$ - Big Ten Tournament
 ^ - NCAA Tournament

2015-16 ATTENDANCE

HOME - 236,752 in 16 games - 14,797 avg.
 ROAD - 117,154 in 10 games - 11,715 avg.
 NEUTRAL - 116,556 in 9 games - 12,951 avg.
 TOTAL - 470,462 in 35 games - 13,442 avg.

2015-16 NOTABLES

* Michigan State led the nation in 3-point field-goal percentage (.434), rebound margin (+11.4), assists per game (20.5) and total assists (719), while ranking in the top three nationally in eight statistical categories.

* The Spartans established single-season school records with 719 assists, 177 blocks and 321 3-point field goals.

* At 79.8 points per game, the 2015-16 Spartans were the highest-scoring Spartan squad of the Izzo era, and the highest-scoring team since 1985-86.

* Michigan State's senior class tied for the second-winningest class in school history with 112 victories.

* The Spartans won 29 games, becoming the only team in the nation to win 27 or more games in each of the last five seasons.

* Denzel Valentine won six National Player of the Year Awards along with the Julius Erving Small Forward of the Year, Senior CLASS and Big Ten Player of the Year awards. He also was named Most Outstanding Player of the Big Ten Tournament.

* Bryn Forbes finished second in the nation in 3-point FG% (.481), as his 112 made 3-pointers rank as the third-best single season total in MSU history.

* Matt Costello established a school record with 146 career blocks.

* Deyonta Davis shattered the old MSU freshman blocks record with 64 rejections, ranking second on the MSU single-season chart.



2015-16 BOX SCORES

GAME 1

#13/13 Michigan State 82
 Florida Atlantic 55
 Nov. 13, 2015 • East Lansing, Mich. • Breslin Center

Michigan State	FG	3FG	FT	O-D-R	PF	PTS	A	T	B	S	MIN
02 Bess, Javon, f	3-5	0-2	3-6	1-5-6	0	9	2	1	0	1	23
05 Forbes, Bryn, g	4-6	3-4	1-2	0-2-2	0	12	0	10	0	0	23
10 Costello, Matt, f	5-9	0-0	5-5	1-6-7	1	15	2	1	1	0	19
11 Naim Jr., Lourawls, g	3-5	0-0	1-2	1-4-5	1	7	4	2	0	0	25
45 Valentine, Denzel, g	5-10	2-3	1-3	1-7-8	2	13	9	3	1	0	28
00 Ahrens, Kyle	0-1	0-0	0-2	1-1-2	0	0	0	0	2	0	6
03 Ellis III, Alvin	1-2	0-0	4-4	0-2-2	2	6	0	0	0	0	7
14 Harris, Eron	2-7	0-4	0-0	1-1-2	2	4	2	2	0	1	17
20 McQuaid, Matt	1-1	0-0	0-0	1-0-1	2	2	3	0	2	0	14
23 Davis, Deyonta	6-14	0-0	1-2	8-3-11	1	13	1	1	1	5	21
25 Goins, Kenny	0-1	0-0	0-0	1-0-1	2	0	0	1	1	0	5
30 Van Dyk, Matt	0-0	0-0	0-0	0-0-0	0	0	0	0	0	0	1
41 Wollenman, Colby	0-1	0-0	1-2	1-2-3	1	1	1	1	1	0	11
TEAM	1-2-3										
Totals	30-62	5-13	17-28	18-35-53	14	82	25	13	12	1	200

TOTAL FG% 1st: 15-30 50.0% 2nd: 15-32 46.9% Game: 48.4%
 3-Pt. FG% 1st: 2-6 33.3% 2nd: 3-7 42.9% Game: 38.5%
 F Throw % 1st: 11-16 68.8% 2nd: 6-12 50.0% Game: 60.7%

Florida Atlantic	FG	3FG	FT	O-D-R	PF	PTS	A	TO	B	S	MIN
00 Turman, C.J., f	7-12	0-1	1-2	1-4-5	4	15	0	3	3	0	30
01 Cylla, Jeantal, f	1-4	0-1	1-2	1-1-2	5	3	0	3	0	0	17
03 Filer, Adonis, g	2-10	1-3	4-4	0-3-3	5	9	2	2	0	1	25
10 Rutherford, Nick, g	4-12	1-3	1-2	0-4-4	2	10	2	0	0	1	29
12 Trapp, Jackson, g	3-7	1-5	3-4	1-6-7	2	10	3	0	0	1	34
02 Botley, Marquan	2-8	1-3	0-0	1-0-1	1	5	2	0	0	1	24
05 Lacunza, Javier	1-4	1-4	0-0	0-2-2	3	3	0	2	0	1	25
50 Reed, Matthew	0-2	0-0	0-0	0-1-1	3	0	0	0	0	0	16
TEAM	1-0-1										
TOTALS	20-59	5-20	10-14	5-21-26	25	55	9	10	3	5	200

TOTAL FG% 1st: 8-31 25.8% 2nd: 12-28 42.9% Game: 33.9%
 3-Pt. FG% 1st: 1-8 12.5% 2nd: 4-12 33.3% Game: 25.0%
 F Throw % 1st: 4-4 100% 2nd: 6-10 60.0% Game: 71.4%

Officials: Bo Boroski, Lewis Garrison, Jeff Spedoske
 Attendance: 14797 Halftime Score: MSU, 43-21
 Record: MSU 1-0, FAU 0-1

// Key Moment //

After surrendering a pair of buckets early, the Spartans went on a 16-point run to open the game at 20-4. Senior Denzel Valentine's layup on the fast break gave MSU the double-digit edge at 14-4.

// Notes //

Michigan State moved to 93-24 all-time in openers, winning 36 of the last 39 ... MSU has won 31 straight openers at home, including 16 under Tom Izzo who is 18-3 in season openers ... MSU moves to 5-0 on Nov. 13, including 4-0 at home ... With 13 points, senior guard Denzel Valentine moved into 44th all-time among Spartan scorers with 1,063 career points, passing Marcus Sanders (1,054), Earvin Johnson (1,059) and Johnny Green (1,062) ... Freshman forward Deyonta Davis became just the third Spartan freshman in MSU history to record a double-double in his debut ... Deyonta Davis' 11 rebounds rank second in MSU all-time freshman debut history, passing Matt Steigenga and Ben Tower who each posted 10 ... Six players made their Spartan debut: freshman guard Kyle Ahrens, redshirt junior guard Eron Harris, freshman guard Matt McQuaid, freshman forward Deyonta Davis, sophomore forward Kenny Goins and redshirt junior forward Matt Van Dyk.



Deyonta Davis became just the third Spartan freshman in MSU history to record a double-double in his debut.



Twenty-plus years after concluding his Spartan career, Eric Snow returned to Breslin Center as an assistant coach for Florida Atlantic.

2015-16 BOX SCORES



GAME 2 #13/13 Michigan State 79
 #4/5 Kansas 73
 Nov. 17, 2015 • Chicago, Ill. • United Center

Michigan State	FG	3FG	FT	O-D-R	PF	PTS	A TO	B	S	MIN
10 Costello, Matt, f	4-7	0-1	2-2	3-6-9	5	10	2	1	1	25
02 Bess, Javon, f	3-4	0-0	0-0	0-1-1	4	6	0	2	2	16
11 Naim Jr., Lourawls, g	1-5	0-0	0-0	0-0-0	1	2	2	1	0	15
45 Valentine, Denzel, g	10-23	3-9	6-8	1-11-12	1	29	12	1	0	38
05 Forbes, Bryn, g	4-8	3-6	2-2	0-1-1	2	13	0	2	0	29
00 Ahrens, Kyle	0-0	0-0	0-0	0-0-0	0	0	0	0	0	1
14 Harris, Eron	1-4	0-2	0-0	0-0-0	3	2	0	2	0	10
20 McQuaid, Matt	3-5	3-3	0-0	0-1-1	3	9	1	1	1	22
23 Davis, Deyonta	1-2	0-0	2-2	2-4-6	3	4	0	0	2	23
25 Goins, Kenny	0-0	0-0	0-0	0-1-1	1	0	0	2	1	4
03 Ellis III, Alvin	0-0	0-0	0-0	0-0-0	0	0	0	0	0	4
41 Wollenman, Colby	1-2	0-0	2-2	3-3-6	2	4	3	3	1	13
				1-7-8						1
Totals	28-60	9-21	14-16	10-35-45	25	79	20	16	8	1200

TOTAL FG% 1st: 12-30 40.0% 2nd: 16-30 53.3% Game: 46.7%
 3-Pt. FG% 1st: 3-10 30.0% 2nd: 6-11 54.5% Game: 42.9%
 F Throw % 1st: 8-8 100% 2nd: 6-8 75.0% Game: 87.5%

Kansas	FG	3FG	FT	O-D-R	PF	PTS	A TO	B	S	MIN
31 Traylor, Jamari, f	1-1	0-0	4-4	3-4-7	4	6	0	0	0	18
34 Ellis, Perry, f	9-18	1-2	2-5	3-3-6	0	21	0	0	1	34
00 Mason III, Frank, g	5-15	0-3	4-6	0-5-5	2	14	3	1	0	34
01 Selden Jr., Wayne, g	3-12	2-6	4-4	1-0-1	3	12	1	2	0	27
04 Graham, Devonte, g	1-9	0-4	2-2	0-2-2	0	4	4	1	0	38
10 Mykhailiuk, Svi	1-4	0-0	2-2	0-1-1	3	4	2	0	1	12
14 Greene, Brannen	0-0	0-0	6-6	0-0-0	2	6	1	0	0	9
15 Bragg Jr., Carlton	2-2	0-0	0-0	0-0-0	1	4	0	0	0	11
33 Lucas, Landen	1-5	0-0	0-1	1-6-7	2	2	1	1	0	14
42 Mickelson, Hunter	0-0	0-0	0-0	0-1-1	1	0	0	0	0	3
TEAM				4-1-5						1
Totals	23-66	3-15	24-30	12-23-35	18	73	12	6	1	7200

TOTAL FG% 1st: 13-34 38.2% 2nd: 10-32 31.3% Game: 34.8%
 3-Pt. FG% 1st: 2-6 33.3% 2nd: 1-9 11.1% Game: 20.0%
 F Throw % 1st: 13-15 86.7% 2nd: 11-15 73.3% Game: 80.0%

Officials: Mark Whitehead, Tom Eades, Terry Oglesby
 Attendance: 21,461 Halftime Score: KU, 41-35
 Record: MSU 2-0, KU 1-1

// Key Moment //

After not having led since 6-5 at the 15:57 mark in the first half, Denzel Valentine buried a 3-pointer from Matt McQuaid to give the Spartans a 65-64 advantage with 4:48 to play. McQuaid would hit a pair from deep down the stretch and tally his third block of the season on MSU's way to a six-point victory.

// Notes //

Valentine became just the fourth player in MSU history to record a triple-double, with 29 points, 12 assists and 12 rebounds vs. Kansas ... Valentine and Earvin Johnson are the only two players to ever post triple-doubles against the Jayhawks ... Valentine's 29 points and 12 assists against Kansas set new career highs at the time ... The win against the Jayhawks marked the highest ranked team MSU had beaten since defeating No. 3/4 Virginia on March 28, 2014 in the Sweet Sixteen ... MSU went on an 18-5 run with 3:30 to play to take its first lead since the 15:57 mark in the first half when it was 6-5 in the Spartans' favor. Valentine either scored or assisted on each of the 18.



Denzel Valentine became just the fourth player in MSU history to record a triple-double with 29 points, 12 rebounds and 12 assists vs. Kansas.



Matt McQuaid scored nine points against the Jayhawks, shooting a perfect 3-of-3 from 3-point range.

2015-16 BOX SCORES

GAME 3

 #13/13 Michigan State 92
 Arkansas-Pine Bluff 46
 Nov. 20, 2015 • East Lansing, Mich. • Breslin Center

Michigan State	FG	3FG	FT	O-D-R	PF	PTS	A TO	B S MIN
02 Bess, Javon, f	6-7	0-0	4-7	1-2-3	1	16	1 0 0	19
05 Forbes, Bryn, g	4-10	4-10	2-3	0-0-0	0	14	0 1 0 0	20
10 Costello, Matt, f	4-5	0-0	2-2	4-6-10	1	10	3 1 1 1	19
11 Naim Jr., Lourawls, g	0-1	0-1	0-0	0-0-0	2	0	2 1 0 1	17
45 Valentine, Denzel, g	2-9	1-8	2-2	0-7-7	1	7	1 1 2 0	28
00 Ahrens, Kyle	2-3	1-2	0-0	1-2-3	0	5	1 0 1 1	7
03 Ellis III, Alvin	3-3	0-0	1-2	1-0-1	2	7	2 1 0 1	10
14 Harris, Eron	2-3	1-1	4-4	2-3-5	2	9	2 1 0 1	22
15 Clark Jr., Marvin	1-2	0-0	0-0	2-0-2	0	2	0 0 0 0	5
20 McQuaid, Matt	3-5	2-4	0-0	2-1-3	1	8	3 0 0 1	17
23 Davis, Deyonta	3-5	0-0	1-2	2-4-6	2	7	0 2 2 1	19
25 Goins, Kenny	0-0	0-0	1-4	2-0-2	0	1	0 0 0 0	4
30 Van Dyk, Matt	1-2	0-0	0-0	0-0-0	0	2	0 0 0 1	4
41 Wollenman, Colby	2-2	0-0	0-0	0-2-2	1	4	1 3 1 1	9
TEAM				1-0-1		1		
Totals	33-57	9-26	17-26	18-27-45	13	92	26 14 5 11	200

 TOTAL FG% 1st: 17-26 65.4% 2nd: 16-31 51.6% Game: 57.9%
 3-Pt. FG% 1st: 6-13 46.2% 2nd: 3-13 23.1% Game: 34.6%
 F Throw % 1st: 6-11 54.5% 2nd: 11-15 73.3% Game: 65.4%

Arkansas-Pine Bluff	FG	3FG	FT	O-D-R	PF	PTS	A TO	B S MIN
03 Handley, Thaddeus, f	0-1	0-0	0-0	0-1-1	3	0	0 3 0 1	17
22 Love, JoVaughn, g	3-10	1-5	2-2	0-4-4	5	9	1 3 0 1	27
23 Robinson, G., g	9-16	4-8	2-2	0-1-1	2	24	1 4 0 3	35
25 Parker, Chauncy, c	1-1	0-0	0-0	1-0-1	3	2	0 3 1 0	13
30 Bayless, Deshon, f	1-3	0-1	0-0	0-2-2	3	2	1 0 0 0	20
01 Jackson, Charles	2-6	1-4	0-0	0-0-0	4	5	2 2 1 0	21
10 Lynch, Jaquan	0-1	0-1	0-0	0-1-1	0	0	0 0 0 0	10
12 Cunningham, M.	1-3	0-0	0-0	0-0-0	0	2	1 1 0 0	10
13 Cox, Austin	0-0	0-0	0-0	0-1-1	0	0	1 0 0 0	6
14 Wallace, Marcus	0-3	0-1	2-2	1-0-1	2	2	0 0 0 1	18
15 Whiting, Trent	0-2	0-0	0-0	0-1-1	0	0	0 1 0 0	14
21 Johnson, Larry	0-0	0-0	0-0	0-0-0	0	0	0 0 0 0	2
52 Tillman, David	0-1	0-0	0-0	0-0-0	0	0	0 0 0 0	7
TEAM				1-0-1				
Totals	17-47	6-20	6-6	3-11-14	22	46	7 17 2 6	200

 TOTAL FG% 1st: 7-24 29.2% 2nd: 10-23 43.5% Game: 36.2%
 3-Pt. FG% 1st: 1-10 10.0% 2nd: 5-10 50.0% Game: 30.0%
 F Throw % 1st: 4-4 100% 2nd: 2-2 100% Game: 100%

 Officials: Lamont Simpson, Bill Ek, Steve McJunkins
 Attendance: 14,797 Halftime Score: MSU, 46-19
 Record: MSU 3-0, Arkansas-Pine Bluff 1-2

// Key Moment //

Freshman Matt McQuaid knocked down a 3-pointer from senior Denzel Valentine to give MSU the double-digit lead at 16-4 with 15:32 to play in the first half. The Spartans' lead would grow to 46.

// Notes //

Thirteen Spartans scored, resulting in 45 points off the bench ... MSU shot 57.9 percent from the floor, the highest FG percentage since shooting 62.0 percent at Michigan on February 17, 2015 ... Matt Costello posted his fourth-career double-double in the matchup with 10 points and 10 rebounds, his first of the season ... Javon Bess recorded a career-high 16 points and grabbed three rebounds for the Spartans.

GAME 4

 #3/4 Michigan State 89
 Eastern Michigan 65
 Nov. 23, 2015 • East Lansing, Mich. • Breslin Center

Michigan State	FG	3FG	FT	O-D-R	PF	PTS	A TO	B S MIN
02 Bess, Javon, f	2-5	0-0	9-12	3-3-6	1	13	2 0 1 0	17
10 Costello, Matt, f	2-10	0-0	0-0	3-7-10	4	4	1 0 0 1	17
05 Forbes, Bryn, g	4-6	3-4	1-2	0-2-2	2	12	0 1 0 0	22
11 Naim Jr., Lourawls, g	0-2	0-1	1-2	0-0-0	1	1	5 0 0 0	18
45 Valentine, Denzel, g	4-9	2-6	2-2	2-7-9	2	12	7 2 0 0	27
00 Ahrens, Kyle	1-1	1-1	0-0	0-0-0	2	3	0 0 0 0	6
03 Ellis III, Alvin	2-4	1-3	0-0	1-1-2	1	5	0 1 0 0	7
14 Harris, Eron	3-6	2-2	2-2	1-6-7	3	10	4 1 1 1	20
15 Clark Jr., Marvin	3-6	0-2	0-0	1-5-6	2	6	0 1 0 0	13
20 McQuaid, Matt	2-3	0-1	0-0	0-0-0	2	4	5 2 1 0	19
23 Davis, Deyonta	7-10	0-0	2-2	3-2-5	4	16	1 2 5 0	18
25 Goins, Kenny	0-0	0-0	0-0	0-3-3	0	0	0 0 1 0	2
30 Van Dyk, Matt	0-0	0-0	1-2	0-1-1	1	1	0 0 0 0	3
41 Wollenman, Colby	1-2	0-0	0-0	1-3-4	1	2	1 2 0 0	11
TEAM				1-0-1				
Totals	31-64	9-20	18-24	16-40-56	22	89	26 13 8 2	200

 TOTAL FG% 1st: 11-31 35.5% 2nd: 20-33 60.6% Game: 48.4%
 3-Pt. FG% 1st: 5-11 45.5% 2nd: 4-9 44.4% Game: 45.0%
 F Throw % 1st: 13-17 76.5% 2nd: 5-7 71.4% Game: 75.0%

Eastern Michigan	FG	3FG	FT	O-D-R	PF	PTS	A TO	B S MIN
04 Nazione, Brandon, f	1-4	0-0	1-2	1-2-3	2	3	0 0 0 0	23
02 Thompson, James, c	3-9	0-0	0-3	4-5-9	4	6	0 1 2 0	31
01 Bond, Tim, g	2-7	0-3	0-0	1-1-2	2	4	2 0 0 1	27
10 Mangum, Willie, g	2-14	1-8	5-6	0-3-3	3	10	2 2 0 1	28
32 Toney, Ty, g	8-16	1-3	1-2	1-2-3	2	18	1 1 0 0	31
03 Stone, LaMonta	2-3	0-0	1-2	0-1-1	0	5	0 0 0 1	4
05 Price, Jordan	1-7	1-3	2-3	1-1-2	3	5	0 0 0 0	20
13 Perry, Trent	2-3	2-2	0-0	0-1-1	1	6	0 0 0 1	12
15 Nobles, Jordan	1-1	0-0	0-0	1-0-1	3	2	0 0 0 0	9
20 Brown, Blake	0-0	0-0	0-0	0-0-0	0	0	0 0 0 0	1
22 Martin, Jordan	1-2	0-0	4-7	1-2-3	0	6	1 0 0 1	6
25 Alvano, Ethan	0-2	0-0	0-0	0-0-0	1	0	3 0 0 2	8
TEAM				0-1-1				
Totals	23-68	5-19	14-25	10-19-29	21	65	9 4 2 7	200

 TOTAL FG% 1st: 11-35 31.4% 2nd: 12-33 36.4% Game: 33.8%
 3-Pt. FG% 1st: 2-11 18.2% 2nd: 3-8 37.5% Game: 26.3%
 F Throw % 1st: 1-2 50.0% 2nd: 13-23 56.5% Game: 56.0%

 Officials: Larry Sciotto, Earl Walton, Bo Boroski
 Attendance: 14,797 Halftime Score: MSU, 40-25
 Record: MSU 4-0, EMU 2-2

// Key Moment //

Clinging to a 13-11 advantage, MSU went on a 15-4 run to open the game up midway through the first half.

// Notes //

Michigan State to 30-3 all-time against Eastern Michigan ... The Spartans have won eight-straight matchups with the Eagles, including a 6-0 mark under head coach Tom Izzo ... The Spartans move to 8-2 all-time on Nov. 23, including a perfect 6-0 at home ... Freshman forward Deyonta Davis scored 16 points while recording five blocks for the second time in his first four games as a Spartan.

2015-16 BOX SCORES



Following his second triple-double of the season, Denzel Valentine joined in the celebration of Tom Izzo's 500th career victory.



Turn Turn Nairn Jr. scored a career-best 13 points against the Eagles, while also dishing out a career-best eight assists.

GAME 5

#3/4 Michigan State 99
Boston College 68
Nov. 26, 2015 • Fullerton, Calif. • Titan Gym

Michigan State	FG	3FG	FT	O-D-R	PF	PPTS	A TO	B	S MIN
02 Bess, Javon, f	3-5	1-2	2-2	1-3-4	2	9	0	0	0 21
10 Costello, Matt, f	3-5	0-0	1-2	1-4-5	1	7	1	0	0 15
05 Forbes, Bryn, g	2-4	2-2	3-3	0-1-1	1	9	1	0	0 21
11 Nairn Jr., Lourawls, g	5-9	2-4	1-1	0-3-3	0	13	8	0	0 1 29
45 Valentine, Denzel, g	11-16	6-9	1-2	1-10-11	3	29	10	3	0 1 29
00 Ahrens, Kyle	2-3	0-1	0-0	0-0-0	2	4	0	0	0 0 3
03 Ellis III, Alvin	0-0	0-0	0-0	0-1-1	0	0	4	0	0 0 7
14 Harris, Eron	2-3	0-1	2-5	0-1-1	3	6	3	2	0 0 16
15 Clark Jr., Marvin	2-3	0-1	1-1	0-1-1	0	5	0	1	0 0 10
20 McQuaid, Matt	0-3	0-1	0-0	1-0-1	2	0	0	1	2 0 13
23 Davis, Deyonta	5-5	0-0	0-0	1-2-3	1	10	0	0	1 0 17
25 Goins, Kenny	1-1	0-0	0-0	0-0-0	0	2	0	0	0 0 2
30 Van Dyk, Matt	0-0	0-0	0-0	1-0-1	0	0	1	0	0 0 2
41 Wollenman, Colby	1-2	0-0	3-4	1-1-2	1	5	0	0	0 0 15
TEAM				1-3-4					
Totals	37-59	11-21	14-20	8-30-38	16	99	28	7	3 3 200

TOTAL FG%	1st: 17-30 56.7%	2nd: 20-29 69.0%	Game: 62.7%
3-Pt. FG%	1st: 6-11 54.5%	2nd: 5-10 50.0%	Game: 52.4%
F Throw %	1st: 6-10 60.0%	2nd: 8-10 80.0%	Game: 70.0%

Boston College	FG	3FG	FT	O-D-R	PF	PPTS	A TO	B	S MIN
05 Owens, Garland, f	2-2	1-1	1-2	1-2-3	3	6	4	1	0 0 20
11 Turner, Aj, f	1-7	0-4	0-0	0-2-2	1	2	0	1	0 1 23
24 Clifford, Dennis, c	2-5	0-0	1-2	1-2-3	4	5	1	1	0 1 21
01 Robinson, Jerome, g	4-6	0-0	1-3	0-4-4	0	9	1	3	0 0 32
03 Carter, Eli, g	9-20	4-12	0-0	0-3-3	1	22	4	1	0 0 30
02 Hicks, Darryl	0-0	0-0	0-0	0-0-0	0	0	0	0	0 0 2
04 Diallo, Idy	2-3	0-0	0-0	0-3-4	4	4	1	0	0 0 15
10 Meznicks, Ervins	0-2	0-1	2-4	0-1-1	1	2	3	0	0 0 20
12 Reyes, John Carlos	1-1	0-0	0-0	0-0-0	0	2	0	0	0 0 4
22 Milon, Matt	2-4	1-3	0-0	0-0-0	1	5	2	0	0 1 19
55 Barnes-Thompkins	3-5	2-3	3-4	0-0-0	2	11	0	0	0 0 14
TEAM				0-1-1					
Totals	26-55	8-24	8-15	2-18-20	17	68	16	7	0 3 200

TOTAL FG%	1st: 13-30 43.3%	2nd: 13-25 52.0%	Game: 47.3%
3-Pt. FG%	1st: 3-11 27.3%	2nd: 5-13 38.5%	Game: 33.3%
F Throw %	1st: 4-9 44.4%	2nd: 4-6 66.7%	Game: 53.3%

Officials: Tony Padilla, Michael Scyphers, Thomas Nunez
Attendance: 2,341
Record: MSU 5-0, BC 3-1

// Key Moment //

Leading just 23-20 with 8:05 to play in the opening half, Michigan State went on a 23-13 run to take a 46-33 advantage into the locker room. Valentine scored 10 of the of the 23, including a 3-pointer to give MSU a double-digit, 38-26 lead.

// Notes //

Michigan State's 99-68 victory over Boston College marked the 500th career victory for head coach Tom Izzo. Izzo became the eighth-fastest coach to 500 wins among those who have done it all at one school and the 91st to 500 with at least 10 seasons in Division I ... Senior guard Denzel Valentine recorded 29 points, 11 rebounds and 10 assists for the second triple-double of his career and his second in nine days ... Valentine is the first player to post a triple-double in the Wooden Legacy ... MSU set Wooden Legacy records for points scored (99) and margin of victory (31).



2015-16 BOX SCORES



2015-16 REVIEW

GAME 6

 #3/4 Michigan State 77
 Boise State 67
 Nov. 27, 2015 • Fullerton, Calif. • Titan Gym

Michigan State	FG	3FG	FT	O-D-R	PF	PTS	A	T	B	S	M	IN
02 Bess, Javon, f	1-7	0-1	1-2	2-7-9	2	3	2	0	0	0	0	27
10 Costello, Matt, f	0-3	0-0	3-4	0-3-3	2	3	1	1	0	0	0	18
05 Forbes, Bryn, g	0-3	0-2	2-2	0-1-1	3	2	1	2	0	1	0	20
11 Naim Jr., Lourawls, g	4-8	1-4	0-0	0-0-0	3	9	7	0	0	0	0	34
45 Valentine, Denzel, g	8-15	7-12	9-9	1-8-9	1	32	6	3	1	2	37	
00 Ahrens, Kyle	0-0	0-0	0-0	0-0-0	0	0	0	0	0	0	0	1
03 Ellis III, Alvin	0-1	0-1	0-0	0-0-0	1	0	0	0	0	0	0	3
14 Harris, Eron	1-2	1-1	0-0	0-0-0	3	3	1	1	0	0	0	4
15 Clark Jr., Marvin	1-1	0-0	2-2	0-2-2	0	4	0	0	0	0	0	4
20 McQuaid, Matt	1-3	1-2	0-0	0-0-0	2	3	2	0	0	0	0	19
23 Davis, Deyonta	6-7	0-0	0-0	1-0-1	2	12	0	3	1	0	13	
25 Goins, Kenny	2-2	0-0	0-0	0-4-4	1	4	2	0	1	0	7	
41 Wollenman, Colby	1-3	0-0	0-0	1-2-3	3	2	1	0	0	0	13	
TEAM	I-2-3											
Totals	25-55	10-23	17-19	6-29	35	73	27	10	3	3	20	

TOTAL FG% 1st: 12-27 44.4% 2nd: 13-28 46.4% Game: 45.5%
 3-Pt. FG% 1st: 4-9 44.4% 2nd: 6-14 42.9% Game: 43.5%
 F Throw % 1st: 5-6 83.3% 2nd: 12-13 92.3% Game: 89.5%

Boise State	FG	3FG	FT	O-D-R	PF	PTS	A	T	B	S	M	IN
13 Duncan, Nick, f	6-12	3-7	4-5	0-5-5	3	19	1	3	1	2	37	
23 Webb III, James, f	4-10	0-3	1-4	1-5-6	5	9	0	2	2	0	35	
01 Thompson, Mike, g	5-10	1-1	6-7	0-4-4	2	17	8	2	0	0	38	
03 Dmic Anthony, g	1-6	1-2	6-6	1-4-5	3	9	0	0	0	0	33	
15 Hutchinson, Chandler, g	0-0	0-0	1-2	0-1-1	3	1	0	1	0	0	14	
21 Alford, Montigo	2-3	1-1	0-1	0-0-0	1	5	0	1	0	0	9	
25 Jackson, Lonnie	1-3	1-2	0-0	0-1-1	1	3	1	1	0	0	14	
30 Austin, Paris	1-3	0-1	0-0	0-2-2	1	2	1	0	0	0	11	
33 Wacker, David	1-2	0-0	0-0	0-0-0	2	2	0	0	0	0	9	
TEAM	I-2-3											
Totals	21-49	7-17	18-25	3-24	27	71	11	10	3	2	200	

TOTAL FG% 1st: 9-27 33.3% 2nd: 12-22 54.5% Game: 42.9%
 3-Pt. FG% 1st: 3-9 33.3% 2nd: 4-8 50.0% Game: 41.2%
 F Throw % 1st: 7-11 63.6% 2nd: 11-14 78.6% Game: 72.0%

Officials: David Hall, Jeffrey Anderson, Raymond Perone
 Attendance: 3,173 Halftime Score: MSU, 33-28
 Record: MSU 6-0, Boise State 3-3

// Key Moment //

Up 43-42 with 14:17 to play, MSU went on a 15-4 run to regain a double-digit lead. Valentine accounted for all 15 points over the 3:07 span, hitting four 3-pointers and knocking down a trio of free throws.

// Notes //

Denzel Valentine tied the tournament record for most 3-point field goals in a single-game, knocking down seven from beyond the arc against Boise State. The seven 3-pointers matched Santa Clara's Evan Roque-mere's seven 3-pointers against Oklahoma in 2011 and Jared Brownridge's against Arizona in 2015. ... Valentine is the Wooden Legacy record holder for most 3-point field goals made in one tournament. He has made 13 3-pointers in the past two games, passing the mark of 12 set by Roque-mere in 2011 ... Valentine's 32 points were the most scored by a Spartan since Adreian Payne recorded 41 points against Delaware on March 20, 2014 ... Valentine's six assists tied Steve Smith for 10th in school history with 453 ... Javon Bess set a career high, pulling down nine rebounds ... MSU notched 23 assists on 25 made field goals.



Javon Bess (above) grabbed a career-best nine rebounds against the Broncos.

Denzel Valentine (below) scored a career-high 32 points against Boise State, hitting seven 3-pointers.



2015-16 BOX SCORES



#3/4 Michigan State 77
 Providence 64
 Nov. 29, 2015 • Anaheim, Calif. • Honda Center

Michigan State	FG	3FG	FT	O-D-R	PF	PPTS	A TO	B	S	MIN
02 Bess, Javon, f	0-0	0-0	0-0	0-1-1	2	0	1	1	0	18
10 Costello, Matt, f	1-3	0-0	3-4	1-5-6	3	5	1	0	0	19
05 Forbes, Bryn, g	5-12	3-8	5-5	2-2-4	2	18	2	2	0	34
11 Naim Jr., Lourawls, g	0-1	0-1	1-6	0-1-1	3	1	3	2	0	30
45 Valentine, Denzel, g	5-14	2-7	5-6	1-5-6	3	17	5	1	0	26
14 Harris, Eron	4-10	0-3	4-4	0-3-3	0	12	3	1	0	20
15 Clark Jr., Marvin	1-1	1-1	0-0	0-1-1	0	3	0	1	0	4
20 McQuaid, Matt	2-3	1-2	0-0	0-0-0	2	5	2	0	0	13
23 Davis, Deyonta	6-8	0-0	0-0	2-4-6	1	12	1	0	0	21
25 Goins, Kenny	2-2	0-0	0-1	1-1-2	2	4	0	0	0	13
41 Wollenman, Colby	0-1	0-0	0-0	1-0-1	0	0	0	0	0	2
TEAM	2-2-4									
Totals	26-55	7-22	18-26	10-25-35	18	77	18	8	0	6 200

TOTAL FG% 1st: 12-29 41.4% 2nd: 14-26 53.8% Game: 47.3%
 3-Pt. FG% 1st: 6-13 46.2% 2nd: 1-9 11.1% Game: 31.8%
 F Throw % 1st: 4-7 57.1% 2nd: 14-19 73.7% Game: 69.2%

Providence	FG	3FG	FT	O-D-R	PF	PPTS	A TO	B	S	MIN
00 Bentil, Ben, f	8-16	1-3	3-3	0-7-7	4	20	0	2	0	38
05 Bullock, Rodney, f	3-8	1-3	2-2	1-5-6	4	9	3	2	1	38
03 Dunn, Kris, g	8-19	2-5	3-6	1-4-5	4	21	7	4	0	33
32 Lomomba, Junior, g	2-2	0-0	0-1	0-0-0	4	4	4	3	0	29
35 Fazekas, Ryan, g	1-3	1-3	0-0	0-2-2	3	3	0	0	0	26
21 Lindsey, Jalen	1-2	1-1	0-0	0-1-1	0	3	0	0	0	17
24 Cartwright, Kyron	2-3	0-0	0-0	0-0-0	4	4	1	1	0	19
TEAM	4-3-7									
Totals	25-53	6-15	8-12	6-22-28	23	64	15	12	1	0 200

TOTAL FG% 1st: 13-26 50.0% 2nd: 12-27 44.4% Game: 47.2%
 3-Pt. FG% 1st: 4-7 57.1% 2nd: 2-8 25.0% Game: 40.0%
 F Throw % 1st: 2-2 100% 2nd: 6-10 60.0% Game: 66.7%

Officials: Tony Padilla, Zelton Steed, Chris Rastatter
 Attendance: 4,393 Half-time Score: MSU, 34-32
 Record: MSU 7-0, Providence 6-1

// Key Moment //

Trailing 57-53 with 6:34 to play, Michigan State went on a 15-3 run over the next five minutes to take over the championship game. Eron Harris had six of the Spartans' 15 points over the stretch.

// Notes //

MSU tallied an assist on 11 of its 12 first-half buckets ... Michigan State claimed its second preseason tournament title in the past three years. In 2013, the Spartans defeated Virginia Tech and Oklahoma in the Coaches Vs. Cancer Classic in Brooklyn, N.Y. ... Denzel Valentine was named the Wooden Legacy Most Valuable Player, finishing the tournament averaging 26.0 points, 8.7 rebounds and 7.0 assists per game. Valentine tied the single-game record for most 3-pointers in a game, knocking down seven against Boise State on Nov. 27 on his way to setting the event record for most 3-point field goals with 15 over the three games ... Bryn Forbes led Michigan State with 18 points, 13 of which came in the first 20 minutes ... Michigan State leads the all-time series against Providence 4-0.

Bryn Forbes led MSU to a Wooden Legacy title with a team-high 18 points.



2015 Wooden Legacy Champions



Magic Johnson was in attendance at the Wooden Legacy title game to support his Spartans.



2015-16 BOX SCORES

Bryn Forbes hit five 3-pointers and scored 20 points against Louisville.



#3/3 Michigan State71
#24/22 Louisville67
Dec. 2, 2015 • East Lansing, Mich. • Breslin Center

Michigan State	FG	3FG	FT	O-D-R	PFP	TS	A	T	B	S	M	IN
02 Bess, Javon, f	0-2	0-0	0-0	1-2-3	1	0	0	1	0	1	0	8
10 Costello, Matt, f	2-6	0-1	3-4	3-2-5	1	7	2	3	3	0	0	26
05 Forbes, Bryn, g	7-11	5-9	1-3	0-2-2	0	20	2	0	0	2	0	30
11 Naim Jr., Lourawls, g	0-5	0-2	0-0	0-1-1	1	0	2	0	0	1	0	26
45 Valentine, Denzel, g	7-16	3-8	8-8	2-3-5	2	25	7	4	0	1	0	39
03 Ellis III, Alvin	0-0	0-0	0-1	1-0-1	1	0	1	1	0	0	0	3
14 Harris, Eron	1-5	1-3	2-2	1-1-2	2	5	1	1	0	0	0	11
15 Clark Jr., Marvin	0-1	0-0	0-0	0-0-0	2	0	0	0	0	0	0	6
20 McQuaid, Matt	0-0	0-0	0-0	0-0-0	0	0	0	2	1	1	0	11
23 Davis, Deyonta	4-6	0-0	1-2	4-2-6	2	9	1	2	3	1	0	22
25 Goins, Kenny	2-2	0-0	1-2	3-10-13	2	5	1	3	1	0	0	18
TEAM	2-0-2											
Totals	23-54	9-23	16-22	17-23-40	14	71	17	17	8	7	20	200

TOTAL FG% 1st: 11-27 40.7% 2nd: 12-27 44.4% Game: 42.6%
3-Pt. FG% 1st: 3-8 37.5% 2nd: 6-15 40.0% Game: 39.1%
F Throw % 1st: 4-8 50.0% 2nd: 12-14 85.7% Game: 72.7%

Louisville	FG	3FG	FT	O-D-R	PFP	TS	A	T	B	S	M	IN
10 Johnson, Jaylen, f	1-3	0-0	0-0	0-1-1	1	2	0	0	0	1	0	14
32 Onuaku, Chinanu, f	1-4	0-0	0-0	0-6-6	4	2	0	1	1	0	0	16
00 Lee, Damion, g	8-15	2-8	5-5	0-3-3	2	23	0	4	0	5	0	38
02 Snider, Quentin, g	2-8	0-1	0-0	1-1-2	4	4	1	0	0	1	0	25
03 Lewis, Trey, g	7-13	2-6	5-5	3-3-6	2	21	3	3	0	1	0	36
11 Henderson, Jay	0-0	0-0	0-0	0-0-0	0	0	0	0	0	0	0	0
12 Mathiang, Mangok	3-6	0-0	1-2	4-0-4	1	7	1	2	0	1	0	20
13 Spalding, Ray	0-0	0-0	0-0	0-0-0	1	0	1	1	0	0	0	6
14 Mahmoud, Anas	1-5	0-0	0-4	4-2-6	1	2	0	1	3	1	0	25
45 Mitchell, Donovan	3-6	0-2	0-0	0-0-0	5	6	1	0	0	0	0	20
TEAM	2-0-2											
Totals	26-60	4-17	11-16	14-16-30	21	67	7	12	4	10	20	200

TOTAL FG% 1st: 14-34 41.2% 2nd: 12-26 46.2% Game: 43.3%
3-Pt. FG% 1st: 2-10 20.0% 2nd: 2-7 28.6% Game: 23.5%
F Throw % 1st: 2-5 40.0% 2nd: 9-11 81.8% Game: 68.8%

Officials: Terry Wymen, Gene Statore, DJ Carstensen
Attendance: 14,797 Halftime Score: Louisville, 32-29
Record: MSU 8-0, Louisville 5-1

// Key Moment //

The Spartans found themselves trailing 34 seconds into the game and by as many as 13 points before redshirt freshman Kenny Goins hit a jumper in the paint with 6:47 to play to give MSU its first lead of the contest, 55-53. Michigan State rode a 15-5 run from the 8:08 mark to its largest lead of seven at 65-58 with 1:54 remaining.

// Notes //

Michigan State moved to 7-9 in the Big Ten/ACC Challenge and 6-2 at home in the challenge ... MSU's match-up with No. 24/22 Louisville marked the Spartans' 200th game against a ranked opponent since the 1997-98 season when Michigan State's streak of 19-straight NCAA Tournament appearances began. North Carolina is second with 183 games against ranked teams ... The Spartans evened out the all-time series with the Cardinals to 5-5, owning a 3-0 edge when the game is played in East Lansing ... MSU out-rebounded UoFL, 40-30, including 17-14 on the offensive glass ... Kenny Goins grabbed a career-high 13 rebounds. His 13 boards against the Cardinals were the most by a Spartans since Branden Dawson pulled down 13 against Michigan on Feb. 17, 2015.



Kenny Goins grabbed 13 rebounds as MSU out-rebounded Louisville by a +10 margin. The Cardinals entered the contest with a +21.4 rebounding margin.

2015-16 BOX SCORES

GAME 9	#3/3 Michigan State 76
	Binghamton 33
	Dec. 5, 2015 • East Lansing, Mich. • Breslin Center

Michigan State	FG	3FG	FT	O-D-R	PFPTS	A TO	B	S	MIN
02 Bess, Javon, f	1-2	0-1	0-0	0-6-6	1	2	3	0	0 15
10 Costello, Matt, f	3-3	0-0	2-3	1-2-3	4	8	0	1	2 0 14
05 Forbes, Bryn, g	6-10	2-6	0-0	0-2-2	0	14	0	1	0 0 19
11 Naim Jr., Lourawls, g	0-1	0-0	0-0	0-1-1	0	0	7	0	0 0 14
45 Valentine, Denzel, g	5-9	1-5	2-2	0-12-12	3	13	4	2	0 1 26
00 Ahrens, Kyle	0-2	0-2	0-0	0-1-1	1	0	0	0	1 0 11
03 Ellis III, Alvin	2-4	1-1	1-2	2-2-4	0	6	0	0	0 0 9
14 Harris, Eron	3-9	1-4	4-7	0-2-0	0	11	5	1	0 1 22
15 Clark Jr., Marvin	4-7	1-2	0-0	1-5-6	1	9	1	1	1 1 17
20 McQuaid, Matt	1-7	1-5	0-0	1-0-1	0	3	3	0	0 1 19
23 Davis, Deyonta	3-7	0-0	0-0	5-6-11	3	6	0	3	1 1 19
25 Goins, Kenny	0-0	0-0	0-0	0-1-1	1	0	0	0	0 0 5
30 Van Dyk, Matt	0-0	0-0	0-0	0-1-1	0	0	0	0	0 0 2
41 Wollenman, Colby	2-3	0-0	0-0	2-0-2	1	4	1	0	0 0 8
TEAM									
Totals	30-64	7-26	9-14	12-41-53	15	76	24	9	5 5 200

TOTAL FG%	1st: 15-29 51.7%	2nd: 15-35 42.9%	Game: 46.9%
3-Pt. FG%	1st: 5-15 33.3%	2nd: 2-11 18.2%	Game: 26.9%
F Throw %	1st: 6-9 66.7%	2nd: 3-5 60.0%	Game: 64.3%

Binghamton	FG	3FG	FT	O-D-R	PFPTS	A TO	B	S	MIN
32 Thomas Bruce, f	1-5	0-0	3-5	2-2-4	1	5	0	1	1 0 26
42 Willie Rodriguez, f	2-11	0-4	2-2	1-2-3	3	6	0	3	0 3 24
01 Marlon Beck II, g	0-6	0-3	0-0	0-4-4	2	0	2	0	0 1 20
22 Everson Davis, g	2-12	0-2	0-0	0-3-3	1	4	2	0	0 1 31
25 Justin McFadden, g	3-5	1-2	3-4	1-1-2	1	10	1	1	1 0 28
04 Timmy Rose	0-2	0-0	1-2	0-2-2	1	1	1	0	0 0 11
11 Romello Walker	0-6	0-1	0-0	0-1-1	3	0	1	1	0 0 15
12 John Rinaldi	0-0	0-0	0-0	0-2-2	1	0	0	2	0 0 5
14 Jordan McRae	0-1	0-0	0-0	0-0-0	0	0	0	0	0 0 2
15 Bobby Ahearn	1-4	0-0	0-0	2-3-5	1	2	0	2	0 0 17
30 John Schurman	0-2	0-2	0-0	0-0-0	0	0	0	0	0 0 7
41 Dusan Perovic	1-6	1-3	2-2	0-4-4	0	5	0	0	0 0 14
TEAM				3-0-3					
Totals	10-60	2-17	11-5	9-24-33	14	33	7	10	2 5 200

TOTAL FG%	1st: 4-31 12.9%	2nd: 6-29 20.7%	Game: 16.7%
3-Pt. FG%	1st: 1-9 11.1%	2nd: 1-8 12.5%	Game: 11.8%
F Throw %	1st: 3-4 75.0%	2nd: 8-11 72.7%	Game: 73.3%

Officials: Larry Sciotto, Jeff Spedoske, Matt Morales
 Attendance: 14,797 Halftime Score: MSU, 41-12
 Record: MSU 9-0, Binghamton 2-5

// Key Moment //

MSU controlled the game right from the opening tip, as four different Spartans touched the ball without it touching the floor before Denzel Valentine finished the alley-oop from Tum Tum Naim Jr. just four seconds into the game. Michigan State started the contest on an 18-3 run.

// Notes //

MSU improved to 9-0 for the third-best start in school history, tying the 1917 team ... MSU's defense limited Binghamton to 33 points, which tied for the second-lowest defensive effort in the Izzo era, behind 29 vs. Northwestern (1/27/00), while tying Toledo (11/22/99) and Illinois-Chicago (12/13/98) ... Binghamton's 12 first-half points were the fewest by a Spartan opponent in a first half since Rider scored 11 on 11/27/14 ... Denzel Valentine logged his third double-double of the season and 10th of his career with 13 points and 12 rebounds ... Bryn Forbes netted a game-high 14 points ... Deyonta Davis snared 11 rebounds to tie for his career-high (FAU, 11/13/15).

GAME 10	#1/1 Michigan State 78
	UMES 35
	Dec. 9, 2015 • East Lansing, Mich. • Breslin Center

Michigan State	FG	3FG	FT	O-D-R	PFPTS	A TO	B	S	MIN
02 Bess, Javon, f	3-4	0-0	1-1	2-2-4	2	7	0	0	0 2 18
10 Costello, Matt, f	2-5	0-0	0-0	2-4-6	0	4	0	0	0 2 18
05 Forbes, Bryn, g	4-10	3-6	3-3	0-3-3	0	14	5	1	0 0 23
11 Naim Jr., Lourawls, g	1-3	0-0	0-0	0-2-2	1	2	5	1	0 0 17
45 Valentine, Denzel, g	4-11	3-7	0-0	0-10-10	1	11	6	3	1 2 28
00 Ahrens, Kyle	0-0	0-0	0-0	1-0-1	0	0	0	2	0 0 6
03 Ellis III, Alvin	2-2	2-2	2-2	0-1-1	0	8	0	1	0 0 9
14 Harris, Eron	4-6	4-4	0-1	1-2-3	0	12	0	4	0 0 18
15 Clark Jr., Marvin	3-5	0-2	3-3	1-2-3	1	9	1	0	1 0 15
20 McQuaid, Matt	1-2	0-1	1-2	0-0-0	0	3	3	2	0 1 15
23 Davis, Deyonta	2-4	0-0	0-0	1-6-7	2	4	1	0	4 0 20
25 Goins, Kenny	0-0	0-0	0-0	1-1-2	1	0	2	1	1 0 5
30 Van Dyk, Matt	1-2	0-0	2-3	0-3-3	1	4	1	0	1 0 4
41 Wollenman, Colby	0-0	0-0	0-0	0-0-0	0	0	0	1	0 0 0 4
TEAM				1-2-3					
Totals	27-54	12-22	15-38	10-38-48	9	78	25	15	10 5 200

TOTAL FG%	1st: 13-33 39.4%	2nd: 14-21 66.7%	Game: 50.0%
3-Pt. FG%	1st: 7-15 46.7%	2nd: 5-7 71.4%	Game: 54.5%
F Throw %	1st: 0-0 0.0%	2nd: 12-15 80.0%	Game: 80.0%

UMES	FG	3FG	FT	O-D-R	PFPTS	A TO	B	S	MIN
25 Warren, Joshua, f	0-2	0-0	0-0	0-0-0	2	0	0	0	0 0 6
32 Elliott, Dominique, f	5-15	1-3	0-0	2-2-4	3	11	0	0	0 0 31
00 Andino, Ryan, g	1-6	1-6	0-0	0-0-0	0	3	1	1	0 1 23
02 Rivera, Thomas, g	3-8	2-2	0-0	0-3-3	1	8	4	0	1 2 21
04 Martin, Devin, g	3-12	1-7	0-0	1-4-5	0	7	3	2	1 1 31
01 Seylan, Marc	0-3	0-0	0-0	0-0-0	1	0	0	1	0 1 5
03 Blackmon, Mark	0-1	0-1	0-0	1-1-2	1	0	0	0	0 1 13
05 Spurlock, Stephen	0-2	0-1	0-0	0-0-0	1	0	0	0	0 0 4
10 Coleman, Maurice	0-0	0-0	0-0	0-0-0	1	0	0	0	0 0 4
11 Frost, Ahmad	0-1	0-1	0-0	0-1-1	1	0	2	1	0 0 8
12 Randall, Shane	0-2	0-1	0-0	0-0-0	0	0	0	0	0 0 9
20 Caldwell, Dontae	1-5	0-2	2-2	3-3-6	1	4	0	2	1 2 17
21 Copeland, Bakari	0-3	0-1	0-0	0-1-1	1	0	0	0	0 0 8
24 Peck, Derrico	1-3	0-0	0-2	2-1-3	2	2	0	2	0 1 14
35 Taylor, Isaac	0-1	0-0	0-0	0-0-0	1	0	0	2	0 0 6
TEAM				4-2-6					
Totals	14-64	5-25	2-4	13-18-31	16	35	10	13	3 9 200

TOTAL FG%	1st: 6-32 18.8%	2nd: 8-32 25.0%	Game: 21.9%
3-Pt. FG%	1st: 2-14 14.3%	2nd: 3-11 27.3%	Game: 20.0%
F Throw %	1st: 2-2 100%	2nd: 0-2 0.0%	Game: 50.0%

Officials: Lamont Simpson, Paul Szalc, Rob Kueneman
 Attendance: 14,797 Halftime Score: MSU, 33-16
 Record: MSU 10-0, UMES 1-8

// Key Moment //

Leading by three, 11-8, at the 13:12 mark, the Spartans went on a 19-2 run over the next seven minutes to take control of the game. MSU went 5-of-6 from behind the 3-point line in the stretch.

// Notes //

No. 1 Michigan State moved to a perfect 10-0, which matched the second-best start in school history (1991-92) ... This marked the first time the Spartans have held back-to-back opponents under 40 points since the 1948-1949 season when MSU fell to Detroit, 35-34, on Jan. 17 before beating Wayne State, 37-25, in double-overtime on Jan. 22 ... The Spartans recorded 25 assists on 27 made baskets ... The Spartans shot 50 percent from the field and posted a season-high 54.5 percent from behind the arc, including a sharp second half that featured a 66.7 percent effort from the field and 71.4 percent from 3-point range.

2015-16 BOX SCORES

GAME
11#1/1 Michigan State 58
RV Florida 52
Dec. 12, 2015 • East Lansing, Mich. • Breslin Center

Michigan State	FG	3FG	FT	O-D-R	PFPTS	A TO	B S MIN
02 Bess, Javon, f	1-4	0-0	0-2	2-3-5	1	2 3	1 10 23
10 Costello, Matt, f	4-6	0-0	0-0	3-3-6	2	8 1	0 3 1 28
05 Forbes, Bryn, g	5-11	1-7	1-1	1-5-6	2	12 3	1 0 1 34
11 Naim Jr., Lourawls, g	0-2	0-1	0-0	0-0-0	3	0 5	2 0 1 20
45 Valentine, Denzel, g	5-17	3-11	4-4	0-5-5	0	17 2	2 0 1 32
03 Ellis III, Alvin	0-0	0-0	0-0	0-1-1	1	0 0	0 0 0 3
14 Harris, Eron	1-4	0-2	2-2	1-3-4	2	4 3	2 0 0 16
15 Clark Jr., Marvin	2-5	0-2	1-2	3-3-6	2	5 0	1 0 1 14
20 McQuaid, Matt	2-5	1-2	0-0	0-1-1	4	5 0	1 0 1 15
23 Davis, Deyonta	1-3	0-0	1-2	2-3-5	0	3 1	0 2 0 11
25 Goins, Kenny	0-0	0-0	2-2	3-0-3	0	2 0	2 0 0 4
41 Wollenman, Colby	0-0	0-0	0-0	0-0-0	1	0 0	0 0 0 0+
TEAM	1-2-3						
Totals	21-57	5-25	11-15	16-29	45	18 58	12 6 2 200

TOTAL FG%	1st: 9-29 31.0%	2nd: 12-28 42.9%	Game: 36.8%
3-Pt. FG%	1st: 2-12 16.7%	2nd: 3-13 23.1%	Game: 20.0%
F Throw %	1st: 7-10 70.0%	2nd: 4-5 80.0%	Game: 73.3%

Florida	FG	3FG	FT	O-D-R	PFPTS	A TO	B S MIN
03 Robinson, Devin, f	5-9	0-3	0-0	4-5-9	2	10 0	2 0 0 31
10 Finney-Smith, f	4-11	1-4	4-4	1-5-6	1	13 3	2 1 0 34
15 Egbunu, John, c	0-3	0-0	0-0	2-0-2	5	0 0	0 0 1 7
02 Francis-Ramirez, g	0-7	0-3	1-2	2-0-2	1	1 1	0 0 0 17
11 Chiozza, Chris, g	4-9	3-5	0-0	0-2-2	0	11 3	0 0 2 26
00 Hill, Kasey	5-11	0-1	3-8	1-5-6	0	13 1	1 0 4 28
01 Walker, DeVon	0-1	0-1	1-2	0-2-2	3	1 0	1 0 1 11
04 Allen, KeVaughn	0-2	0-1	0-0	0-1-1	1	0 0	0 0 2 9
13 Hayes, Kevarius	1-1	0-0	0-0	1-0-1	3	2 1	2 0 0 21
24 Leon, Justin	0-1	0-0	1-2	1-0-1	0	1 1	0 0 0 7
32 Rimmer, Schuyler	0-2	0-0	0-0	0-1-1	3	0 0	0 0 0 9
TEAM	0-1-1						
Totals	19-57	4-18	10-18	12-22	34	19 52	10 8 2 9 200

TOTAL FG%	1st: 9-32 28.1%	2nd: 10-25 40.0%	Game: 33.3%
3-Pt. FG%	1st: 0-8 0.0%	2nd: 4-10 40.0%	Game: 22.2%
F Throw %	1st: 7-12 58.3%	2nd: 3-6 50.0%	Game: 55.6%

Officials: Terry Wymier, Ted Valentine, Chris Beaver
 Attendance: 14,797 Halftime Score: MSU, 27-25
 Record: MSU 11-0, Florida 6-3

// Key Moment //

After holding the lead throughout the first half, Michigan State found itself trailing 47-46 with 7:16 to play. The Spartans closed the game on a 12-5 run that started with a jumper in the paint by senior Matt Costello to give MSU the lead back the next trip down the floor.

// Notes //

No. 1 Michigan State advances the all-time series with Florida to 4-3 in favor of the Spartans, including 2-0 at home. The last time the two teams met in East Lansing was on Dec. 6, 2000, when five Spartans scored in double figures to beat the Gators, 99-83 ... Matt Costello recorded three blocks, moving into a tie for fourth place in all-time block leaders alongside Draymond Green with 117 ... The 45-34 rebounding margin was MSU's fourth-straight game with a 10+ rebounding margin ... Michigan State recorded 18 assists on 21 baskets, led by sophomore guard Tum Tum Naim Jr. who recorded five ... MSU's defense held Florida to 22.2 percent 3-point shooting, marking the Spartans' third-straight game holding the opponent to less than 30 percent.



Matt Costello (above) blocked three shots against the Gators, while Denzel Valentine (right) recorded a game-high 17 points, including knocking down a trio of buckets from beyond the arc.



The 2000 NCAA Championship team was in attendance just over 15 years after defeating Florida for the title.

2015-16 BOX SCORES

GAME 12	#1/1 Michigan State	78
	Northeastern	58
	Dec. 19, 2015 • Boston, Mass. • Matthews Arena	

Michigan State	FG	3FG	FT	O-D-R	PF	PTS	A TO	B	S MIN
02 Bess, Javon, f	1-4	0-1	1-2	1-3-4	2	3	2	0	0 18
10 Costello, Matt, f	3-5	0-0	2-2	2-0-2	3	8	0	1	1 20
05 Forbes, Bryn, g	5-11	2-4	0-0	0-1-1	0	12	1	1	0 28
11 Naim Jr., Lourawls, g	5-9	0-0	1-2	0-2-2	3	11	3	0	0 29
45 Valentine, Denzel, g	7-11	3-5	0-1	0-5-5	1	17	6	0	2 29
00 Ahrens, Kyle	0-0	0-0	2-2	1-0-1	0	2	0	0	0 1
03 Ellis III, Alvin	0-0	0-0	0-0	0-0-0	0	0	0	0	0 2
14 Harris, Eron	3-8	0-2	0-0	0-3-3	1	6	4	1	0 19
15 Clark Jr., Marvin	2-2	0-0	0-0	0-1-1	2	4	0	2	0 1 6
20 McQuaid, Matt	1-1	1-1	0-0	0-2-2	3	3	2	0	0 0 10
23 Davis, Deyonta	1-2	0-0	0-0	0-1-1	0	2	0	0	0 0 10
25 Goins, Kenny	3-3	0-0	0-0	1-4-5	2	6	3	0	2 1 15
30 Van Dyk, Matt	0-0	0-0	0-0	0-0-0	0	0	0	0	0 0 1
34 Schilling, Gavin	2-3	0-0	0-1	1-2-3	4	4	0	1	1 0 11
41 Wollenman, Colby	0-0	0-0	0-0	0-0-0	0	0	0	0	0 0 1
TEAM				3-0-3					
Totals	33-59	6-13	6-10	9-24-33	21	78	21	12	4 8 200

TOTAL FG%	1st: 14-28 50.0%	2nd: 19-31 61.3%	Game: 55.9%
3-Pt. FG%	1st: 4-8 50.0%	2nd: 2-5 40.0%	Game: 46.2%
F Throw %	1st: 2-2 100%	2nd: 4-8 50.0%	Game: 60.0%

Northeastern	FG	3FG	FT	O-D-R	PF	PTS	A TO	B	S MIN
11 Miller, Jeremy, f	1-4	0-2	3-4	2-4-6	2	5	0	1	1 0 28
12 Ford, Quincy, f	3-10	0-3	4-7	2-6-8	0	10	1	2	0 1 31
33 Stahl, Zach, f	8-14	0-0	2-2	4-3-7	1	18	0	2	2 0 30
04 Walker, David, g	5-15	1-5	2-4	0-2-2	1	13	8	4	0 2 35
10 Williams, T.J., g	3-7	0-1	1-4	0-0-0	2	7	1	1	0 1 24
00 Kanga, Brandon	0-0	0-0	0-0	0-0-0	0	0	0	0	0 0 1
03 Marshall, Jimmy	0-0	0-0	0-0	0-0-0	0	0	1	0	0 0 6
15 Donnelly, Caleb	1-5	1-4	0-0	0-0-0	0	3	0	0	1 22
20 Begley, Devon	0-2	0-1	0-0	0-0-0	0	0	0	1	0 0 5
21 Ford, Sajon	0-0	0-0	0-0	0-0-0	1	0	0	0	0 0 1
30 Green, Anthony	1-1	0-0	0-0	1-0-1	0	2	0	0	0 0 2
34 Abakah, Kwesi	0-1	0-0	0-2	3-2-5	2	0	0	0	0 0 15
TEAM				4-2-6					
Totals	22-59	2-16	12-23	16-19-35	9	58	11	12	3 5 200

TOTAL FG%	1st: 11-32 34.4%	2nd: 11-27 40.7%	Game: 37.3%
3-Pt. FG%	1st: 2-9 22.2%	2nd: 0-7 0.0%	Game: 12.5%
F Throw %	1st: 1-4 25.0%	2nd: 11-19 57.9%	Game: 52.2%

Officials: DJ Carstensen, Donnie Eppley, Bill Ek
 Attendance: 5,288 Halftime Score: MSU, 34-25
 Record: MSU 12-0, Northeastern 7-4

// Key Moment //

Trailing 15-10 midway through the first half, Michigan State used a 7-0 spurt to spark a 17-4 run. The first basket came on an alley-oop from Denzel Valentine to Gavin Schilling, marking the first points of the season for Schilling. Valentine then connected on a 3-pointer to tie the contest.

// Notes //

Michigan State played its first true road game of the season, making its first trip to the Boston area since November 2006 ... MSU won its 12th-straight game to open the season, matching the 2000-01 Spartans for the best start in school history ... Michigan State was out-rebounded for the first time on the season. Northeastern's 16 offensive rebounds were a season high for a Spartan opponent ... The Spartans held a 27-5 edge in bench scoring ... The game was the first sellout in Matthews Arena, the nation's oldest college basketball arena, since December 1995.



Turn Turn Naim Jr. dribbled across the Northeastern logo, which hours later was center ice for the MSU hockey team's game vs. NU.



Kyle Ahrens and teammates watched as the Spartan hockey team faces off against Northeastern.



The men's and women's basketball teams posed at the finish line of the Boston Marathon as they enjoyed the sites of Boston.

2015-16 BOX SCORES

GAME 13 #1/1 Michigan State 99
Oakland 93 OT
Dec. 22, 2015 • Auburn Hills, Mich. • The Palace of Auburn Hills

Michigan State	FG	3FG	FT	O-D-R	PF	PPTS	A TO	B	S	MIN
02 Bess, Javon, f	1-1	0-0	0-0	0-0-0	1	2	0	1	0	5
10 Costello, Matt, f	4-9	0-0	2-3	3-8-11	4	10	2	2	0	25
05 Forbes, Bryn, g	9-15	7-9	7-8	0-3-3	4	32	0	2	0	34
11 Naim Jr., Lourawls, g	2-5	0-0	3-7	2-1-3	4	7	4	0	0	36
14 Harris, Eron, g	7-13	2-3	11-15	1-4-5	3	27	5	3	0	13
00 Ahrens, Kyle	0-0	0-0	0-0	0-0-0	1	0	0	0	0	2
03 Ellis III, Alvin	2-5	1-3	2-3	0-5-5	2	7	3	0	1	21
15 Clark Jr., Marvin	0-1	0-0	0-0	1-0-1	1	0	0	1	1	9
20 McQuaid, Matt	0-2	0-2	0-0	0-0-0	1	0	2	2	0	10
23 Davis, Deyonta	5-5	0-0	1-2	2-2-4	4	11	0	1	0	13
25 Goins, Kenny	0-2	0-0	0-0	1-5-6	5	0	1	2	0	26
34 Schilling, Gavin	0-2	0-0	3-4	0-0-0	1	3	0	0	1	11
TEAM	2-3-5			1						
Totals	30-60	10-17	29-42	12-31-43	31	99	17	15	3	1225

TOTAL FG% 1st: 13-27 48.1% 2nd: 13-26 50.0% Game: 50.0%
3-Pt. FG% 1st: 5-7 71.4% 2nd: 4-8 50.0% Game: 58.8%
F Throw % 1st: 6-10 60.0% 2nd: 16-23 69.6% Game: 69.0%

Oakland	FG	3FG	FT	O-D-R	PF	PPTS	A TO	B	S	MIN
04 Hayes, Jalen, f	5-13	0-0	6-7	4-7-11	4	16	1	1	0	24
24 Gibson, Percy, c	1-6	0-0	7-10	2-3-5	5	9	2	1	1	25
20 Felder, Kay, g	10-22	3-7	14-18	0-3-3	5	37	9	2	0	43
30 Dorsey-Walker, g	2-6	1-2	8-9	1-3-4	4	13	1	0	0	1
35 Walker, Martez, g	2-9	1-4	2-2	3-3-6	4	7	0	1	1	33
02 Daniels, Nick	0-2	0-2	2-2	0-1-1	1	2	0	2	0	10
10 Hooper, Max	3-7	3-7	0-0	0-2-2	3	9	0	1	0	28
13 Brechting, Brad	0-0	0-0	0-0	0-0-0	4	0	0	0	0	3
14 Hill-Mais, Xavier	0-0	0-0	0-0	0-0-0	1	0	0	0	1	0
21 Cumberland, Jaevin	0-0	0-0	0-0	0-0-0	0	0	0	0	0	1
TEAM	4-3-7									
Totals	23-65	8-22	39-48	14-25-39	31	93	13	8	3	7225

TOTAL FG% 1st: 16-32 50.0% 2nd: 7-26 26.9% Game: 35.4%
3-Pt. FG% 1st: 7-12 58.3% 2nd: 1-7 14.3% Game: 36.4%
F Throw % 1st: 11-14 78.6% 2nd: 18-24 75.0% Game: 81.3%

Officials: Terry Wymer, Earl Walton, Paul Szelc
Attendance: 20,228 Halftime Score: OU, 50-37
Record: MSU 13-0, Oakland 7-4

// Key Moment //

MSU faced its largest deficit of the season, trailing by as many as 15 points. The Spartans clawed their way back and reclaimed their lead at 63-61 on a Bryn Forbes 3-pointer. Moments later, a Forbes free throw capped MSU's 16-4 run.

// Notes //

No. 1 Michigan State set the best start in school history with a perfect 13-0 through non-conference play ... It is the longest winning streak since the 2011-12 team won 15 straight after opening the season at 0-2 ... MSU improved to a perfect 14-0 all-time against Oakland and 14-2 overall at The Palace of Auburn Hills ... Michigan State played overtime for the first time since beating Louisville in the NCAA Tournament Elite Eight, 76-70, on March 29, 2015 to advance to the Final Four ... Bryn Forbes led the Spartan offense with 32 points and seven 3-point field goals ... Eron Harris scored a season-high 27 points in his first career start as a Spartan ... Michigan State held Oakland to 35.4 percent from the field, marking the fifth-straight opponent that the Spartans held under 40 percent shooting.



Eron Harris (above) scored a season-high 27 points in his first career start as a Spartan.

Alvin Ellis III (left) provided a strong seven points and five rebounds in a season-high 21 minutes off the bench against Oakland.



Michigan State and Oakland faced off at the Palace of Auburn Hills, as the Spartans improved to 14-2 overall at the venue.

2015-16 BOX SCORES

GAME 14 Iowa 83
 #1/1 Michigan State 70
 Dec. 29, 2015 • Iowa City, Iowa • Carver-Hawkeye Arena

Michigan State	FG	3FG	FT	O-D-R	PFP	PTS	A	T	O	B	S	MIN
10 Costello, Matt, f	6-8	0-0	5-6	3-4	7	2	17	2	2	1	0	23
15 Clark Jr., Marvin, f	3-7	1-3	0-1	3-3	6	0	7	1	0	3	0	14
05 Forbes, Bryn, g	1-5	0-3	1-2	0-3	3	4	3	1	2	0	1	28
11 Naim Jr., Lourawls, g	2-6	0-0	0-1	0-1	4	4	3	3	0	0	0	24
14 Harris, Eron, g	7-15	1-2	6-7	4-1	5	5	21	0	1	0	1	22
00 Ahrens, Kyle	0-1	0-1	0-0	0-0	0	2	0	1	0	0	0	2
02 Bess, Javon	1-6	0-0	0-0	3-0	3	0	2	0	1	0	0	11
03 Ellis III, Alvin	1-6	1-4	0-0	0-1	4	3	1	2	0	0	0	17
20 McQuaid, Matt	0-1	0-0	0-1	1-0	1	0	1	0	2	0	2	16
23 Davis, Deyonta	3-4	0-0	0-0	1-2	0	6	0	0	3	0	0	11
25 Goins, Kenny	3-3	0-0	0-0	1-4	5	1	6	0	0	1	0	13
30 Van Dyk, Matt	0-1	0-0	0-0	0-0	0	2	0	0	0	0	0	2
34 Schilling, Gavin	0-1	0-0	1-2	1-2	3	1	1	0	1	0	0	11
41 Wollenman, Colby	0-0	0-0	0-0	0-1	1	0	1	0	0	0	0	6
TEAM				2-1	3		1					
Totals	27-64	3-13	13-20	19-22	41	27	70	11	16	5	7	200

TOTAL FG% 1st: 10-26 38.5% 2nd: 17-38 44.7% Game: 42.2%
 3-Pt. FG% 1st: 0-5 0.0% 2nd: 3-8 37.5% Game: 23.1%
 F Throw % 1st: 3-5 60.0% 2nd: 10-15 66.7% Game: 65.0%

Iowa	FG	3FG	FT	O-D-R	PFP	PTS	A	T	O	B	S	MIN
14 Jok, Peter, f	5-12	3-5	6-8	2-1	3	4	19	4	1	0	3	29
20 Uthoff, Jarrod, f	4-11	1-3	1-1	1-4	5	4	10	1	8	6	0	26
34 Woodbury, Adam, c	4-6	0-0	0-0	2-3	5	4	8	0	0	0	0	22
05 Clemmons, Anthony, g	1-3	0-1	0-3	0-1	1	3	2	5	1	0	1	28
10 Gesell, Mike, g	7-10	0-0	11-13	0-3	3	25	3	1	0	2	33	
00 Wagner, Ahmad	0-2	0-0	1-2	0-1	0	1	0	0	2	0	0	12
24 Ellingson, Brady	0-0	0-0	0-0	0-1	0	0	0	0	1	0	0	8
25 Uhl, Dom	2-5	1-1	2-2	1-2	3	0	7	1	0	1	1	21
51 Baer, Nicholas	4-7	1-3	2-2	2-3	5	2	11	1	0	2	1	21
TEAM	4-4											
Totals	27-56	6-13	23-31	12-23	35	20	83	15	12	11	8	200

TOTAL FG% 1st: 13-34 38.2% 2nd: 14-22 63.6% Game: 48.2%
 3-Pt. FG% 1st: 4-9 44.4% 2nd: 2-4 50.0% Game: 46.2%
 F Throw % 1st: 7-12 58.3% 2nd: 16-19 84.2% Game: 74.2%

Officials: Gene Statore, D.J. Carstensen, Larry Scirotto
 Attendance: 15,400 Halftime Score: Iowa, 37-23
 Record: MSU 13-1, 0-1; Iowa 10-3, 1-0

// Key Moment //

Iowa's Mike Gesell gave the Hawkeyes a 10-point advantage at 27-17 with 6:23 to play in the opening half. The 10-point deficit would be the fewest the Spartans faced for the remainder of the game.

// Notes //

Eron Harris paced the Spartans for the first time in his career, scoring 21 points ... Harris' 21 points at Iowa put him over the 1,000-career point barrier, bringing his tally to 1,005 (873 of his career total was scored while at West Virginia) ... Deyonta Davis tied the single-season block record for a Spartan freshman with 29, equaling Delvon Roe's total in 2008-09 ... Davis finished the game at Iowa with three blocks ... Michigan State fell to 30-36 all-time in Big Ten openers and 12-9 under Tom Izzo ... Three made 3-pointers were a season-low for the Spartans ... Michigan State surrendered a season-high 46 points in the second half, as Iowa shot 64 percent from the floor in the final 20 minutes ... Iowa scored 21 points off of 16 MSU turnovers.



Following MSU's win over Minnesota on Jan. 2, Denzel Valentine presented Coach Izzo with the game ball in honor of his father Carl, who passed away just six days earlier.



In between games against Iowa and Minnesota, the Spartans traveled to Dallas to watch Michigan State play in the College Football Playoff.



2015-16 BOX SCORES

GAME 15	#1/1 Michigan State 69
	Minnesota 61
	Jan. 2, 2016 • Minneapolis, Minn. • Williams Arena

Michigan State	FG	3FG	FT	O-D-R	PF	PPTS	A	T	B	S	M	IN
10 Costello, Matt, f	5-11	0-0	7-9	6-9	15	4	17	1	2	2	0	29
34 Schilling, Gavin, f	3-4	0-0	2-2	2-3	5	3	8	0	0	0	0	17
05 Forbes, Bryn, g	7-17	4-9	2-2	0-6	2	20	3	1	0	0	0	33
11 Nairn Jr., Lourawls, g	2-4	0-0	0-0	0-4	4	2	4	7	1	1	0	30
14 Harris, Eron, g	3-7	0-2	4-4	1-4	5	3	10	1	2	0	0	23
00 Ahrens, Kyle	0-0	0-0	0-0	0-0	0	0	0	0	0	0	0	1
02 Bess, Javon	0-0	0-0	0-0	0-0	0	1	0	0	1	0	0	3
03 Ellis III, Alvin	0-0	0-0	0-0	0-0	0	1	0	0	1	0	0	1
20 McQuaid, Matt	0-2	0-2	0-0	0-0	0	0	2	0	0	0	0	30
23 Davis, Deyonta	4-4	0-0	2-3	0-4	4	2	10	1	1	3	0	17
25 Goins, Kenny	0-0	0-0	0-0	0-2	2	3	0	1	1	1	0	16
TEAM				1-1	2							1
Totals	24-49	4-13	17-20	10-33	43	21	69	16	11	7	0	200

TOTAL FG%	1st: 12-25 48.0%	2nd: 12-24 50.0%	Game: 49.0%
3-Pt. FG%	1st: 1-7 14.3%	2nd: 3-6 50.0%	Game: 30.8%
F Throw %	1st: 7-8 87.5%	2nd: 10-12 83.3%	Game: 85.0%

Minnesota	FG	3FG	FT	O-D-R	PFPTS	A	T	B	S	M	MIN
03 Murphy, Jordan, f	7-18	0-2	0-4	4-5-9	2	14	0	0	0	1	31
24 King, Joey, f	1-6	1-4	4-4	2-2-4	5	7	3	1	0	0	29
21 Konate, Bakary, c	3-4	0-0	0-0	3-3-6	4	6	0	2	2	1	21
02 Mason, Nate, g	5-17	3-7	3-4	2-4-6	2	16	3	0	0	0	33
11 Morris, Carlos, g	2-8	0-2	3-4	0-1-1	7	2	0	0	2	0	32
01 McBrayer, Dupree	0-3	0-1	0-0	0-0-0	1	0	2	0	0	0	16
04 Dorsey, Kevin	4-9	1-4	2-3	0-1-1	4	11	1	0	0	1	25
32 Gilbert, Ahmad	0-0	0-0	0-0	0-1-1	0	0	0	0	0	0	3
41 Diedhiou, Gaston	0-0	0-0	0-0	1-0-1	2	0	0	0	0	0	10
TEAM				4-0-4							1
Totals	22-65	5-20	12-19	16-17-33	21	61	11	4	2	5	200

TOTAL FG%	1st: 12-34 35.3%	2nd: 10-31 32.3%	Game: 33.8%
3-Pt. FG%	1st: 2-10 20.0%	2nd: 3-10 30.0%	Game: 25.0%
F Throw %	1st: 3-6 50.0%	2nd: 9-13 69.2%	Game: 63.2%

Officials: John Higgins, Bill Ek, Chris Beaver
 Attendance: 12,836 Halftime Score: MSU, 32-29
 Record: MSU 14-1, 1-1; Minnesota 6-8, 0-2

// Key Moment //

Powered by a 9-0 spurt over a 3:25 stretch in the second half, Michigan State took a double-digit lead, 51-41, for its largest in the contest.

// Notes //

The Spartans have won six of the last seven and eight of the last 10 at Williams Arena ... MSU has won 15 of the last 18, 20 of the last 24, and 25 of the last 31 meetings ... Deyonta Davis earned sole ownership of the MSU freshman block record, turning aside his 30th shot of the season ... Bryn Forbes tallied seven of MSU's first nine points ... Forbes finished with a game-high 20 points and six boards, matching a season-high in rebounds set back on Dec. 12 against Florida ... Matt Costello posted his third double-double of the season and second in the past three outings ... Costello finished the contest with 17 points and a career-high 15 rebounds ... Sophomore guard Tum Tum Nairn Jr. led MSU in assists for the fifth time, dishing out seven helpers.

GAME 16	#5/5 Michigan State 79
	Illinois 54
	Jan. 7, 2016 • East Lansing, Mich. • Breslin Center

Michigan State	FG	3FG	FT	O-D-R	PF	PPTS	A	T	B	S	M	IN
10 Costello, Matt, f	4-10	0-0	1-3	5-9	14	2	9	1	1	2	1	20
34 Schilling, Gavin, f	4-4	0-0	0-0	0-2	2	1	8	1	0	0	0	17
05 Forbes, Bryn, g	7-13	3-6	0-0	0-1	1	17	3	1	0	1	25	
11 Nairn Jr., Lourawls, g	2-3	0-0	0-0	0-3	0	4	6	2	0	0	24	
14 Harris, Eron, g	5-9	1-2	2-2	0-3	3	13	2	4	0	0	22	
00 Ahrens, Kyle	0-2	0-2	0-0	0-0	0	0	0	0	0	0	3	
02 Bess, Javon	1-2	0-0	2-2	0-2	2	4	3	1	0	1	15	
03 Ellis III, Alvin	2-5	0-2	0-0	2-4	6	0	4	2	1	0	11	
15 Clark Jr., Marvin	0-1	0-0	0-0	1-2	3	1	0	0	0	0	9	
20 McQuaid, Matt	3-6	2-3	2-2	0-2	2	3	10	5	1	0	18	
23 Davis, Deyonta	5-6	0-0	0-1	2-4	6	4	10	2	0	4	19	
25 Goins, Kenny	0-1	0-0	0-0	0-0	0	1	0	1	0	0	8	
30 Van Dyk, Matt	0-0	0-0	0-0	0-1	0	0	0	0	0	0	3	
41 Wollenman, Colby	0-0	0-0	0-0	0-3	3	0	0	0	0	1	6	
51 Roy, Greg	0-0	0-0	0-0	0-0	0	0	0	0	0	0	0+	
TEAM												1
Totals	33-62	6-15	7-10	10-36	46	17	79	26	12	8	3	200

TOTAL FG%	1st: 19-31 61.3%	2nd: 14-31 45.2%	Game: 53.2%
3-Pt. FG%	1st: 5-10 50.0%	2nd: 1-5 20.0%	Game: 40.0%
F Throw %	1st: 4-5 80.0%	2nd: 3-5 60.0%	Game: 70.0%

TOTAL FG%	1st: 19-31 61.3%	2nd: 14-31 45.2%	Game: 53.2%
3-Pt. FG%	1st: 5-10 50.0%	2nd: 1-5 20.0%	Game: 40.0%
F Throw %	1st: 4-5 80.0%	2nd: 3-5 60.0%	Game: 70.0%

Illinois	FG	3FG	FT	O-D-R	PF	PPTS	A	T	B	S	M	IN
43 Finke, Michael, f	2-10	1-3	0-0	1-6	7	1	5	2	1	0	1	30
22 Morgan, Maverick, c	2-9	0-0	11-14	2-1	3	1	15	1	0	1	0	30
01 Tate, Jaylon, g	1-5	0-2	0-0	0-1	1	2	2	2	0	2	20	
05 Coleman-Lands, g	3-10	0-4	0-0	0-0	0	1	6	0	0	0	22	
21 Hill, Malcolm, g	4-10	0-2	2-2	0-6	6	3	10	0	1	0	23	
00 Williams, D.J.	1-3	0-0	3-3	0-2	2	0	5	0	2	0	1	18
03 Lewis, Khalid	3-7	0-1	2-2	1-3	4	2	8	2	0	0	1	25
23 Jordan, Aaron	0-2	0-2	0-0	0-2	3	0	0	0	1	1	23	
44 Austin, Alex	1-1	1-1	0-0	0-0	0	1	3	0	0	0	7	
45 Liss, Cameron	0-0	0-0	0-0	0-0	0	1	0	0	0	0	2	
TEAM				1-1	2							1
Totals	17-57	2-15	18-21	5-22	27	14	54	7	6	2	6	200

TOTAL FG%	1st: 7-27 25.9%	2nd: 10-30 33.3%	Game: 29.8%
3-Pt. FG%	1st: 1-8 12.5%	2nd: 1-7 14.3%	Game: 13.3%
F Throw %	1st: 7-10 70.0%	2nd: 11-11 100%	Game: 85.7%

Officials: Ted Valentine, Terry Wymer, Terry Oglesby
 Attendance: 14,797 Halftime Score: MSU, 47-22
 Record: MSU 15-1, 2-1; Illinois 8-8, 0-3

// Key Moment //

Leading the Fighting Illini by six, 21-15, the Spartans went on a 22-3 run over the next 10:03 of play. Michigan State took a 47-32 advantage into the locker room.

// Notes //

MSU improved to 46-20 in Big Ten home openers, including an 18-3 mark under head coach Tom Izzo ... The 25-point advantage is the largest margin of victory MSU has had over Illinois in program history. The previous high was 22 ... Matt McQuaid tied his career-best five assists and broke a three-game scoreless streak, sinking 3-of-6 from the field for 10 points, marking his first double-figure scoring game of the season ... Matt Costello averaged 14.5 rebounds over the last two games, grabbing 14 boards against Illinois.

2015-16 BOX SCORES

GAME 17 #5/5 Michigan State 92
Penn State 65
Jan. 10, 2016 • University Park, Pa. • Bryce Jordan Center

Michigan State	FG	3FG	FT	O-D-R	PF	PPTS	A TO	B	S MIN
10 Costello, Matt, f	4-9	0-0	0-0	3-5	8	2	8	1	0 0 4 17
34 Schilling, Gavin, f	5-8	0-0	3-3	2-5	2	13	0	1	0 0 19
05 Forbes, Bryn, g	7-10	6-8	0-0	0-2	2	1	20	2	0 0 0 26
11 Naim Jr., Lourawls, g	0-3	0-0	0-0	0-1	1	2	0	5	1 0 0 25
14 Harris, Eron, g	5-10	1-2	2-2	2-3	5	3	13	1	1 0 0 21
00 Ahrens, Kyle	1-1	1-1	0-0	0-0	0	3	1	0	0 0 5
02 Bess, Javon	2-3	0-0	0-2	1-2	3	0	4	0	0 0 0 9
03 Ellis III, Alvin	0-1	0-0	0-0	0-0	0	0	1	0	0 0 6
15 Clark Jr., Marvin	2-3	1-2	4-5	0-0	0	5	9	0	0 0 0 11
20 McQuaid, Matt	2-4	0-1	0-0	0-0	4	3	4	0	1 0 1 9
23 Davis, Deyonta	3-7	0-0	0-0	0-4	4	6	0	1	0 1 16
25 Goins, Kenny	0-0	0-0	0-0	0-0	0	1	0	0	0 0 0 3
30 Van Dyk, Matt	0-0	0-0	2-2	0-0	0	2	0	0	0 0 2
41 Wollenman, Colby	0-0	0-0	0-0	0-1	1	2	0	2	0 0 0 8
45 Valentine, Denzel	4-11	1-6	1-1	1-4	5	0	10	4	2 0 2 23
TEAM									3-1-4
Totals	35-70	10-20	12-15	12-28	40	25	92	17	6 1 7 200

TOTAL FG% 1st: 16-39 41.0% 2nd: 19-31 61.3% Game: 50.0%
3-Pt. FG% 1st: 7-13 53.8% 2nd: 3-7 42.9% Game: 50.0%
F Throw % 1st: 1-3 33.3% 2nd: 11-12 91.7% Game: 80.0%

Penn State	FG	3FG	FT	O-D-R	PF	PPTS	A TO	B	S MIN
00 Banks, Payton, f	2-9	0-4	1-2	2-2	4	1	5	0	1 0 0 24
10 Taylor, Brandon, f	3-12	1-4	3-4	0-5	5	1	10	0	2 1 0 36
32 Dickerson, Jordan, c	0-1	0-0	0-0	1-1	2	4	0	0	1 2 0 7
23 Reeves, Josh, g	0-2	0-0	1-2	2-2	4	1	1	3	5 0 0 15
33 Garner, Shep, g	7-14	1-3	4-5	1-2	3	19	0	3	1 2 27
01 Zemgulis, Davis	0-2	0-2	0-0	0-4	4	1	0	0	0 0 1 20
03 Foster, Devin	3-4	0-0	6-8	0-3	3	2	12	2	0 0 0 30
05 Jack, Donovan	0-0	0-0	0-0	0-2	2	4	0	0	0 0 0 12
21 Washington, Isaiah	2-2	1-1	0-0	0-0	0	1	5	0	0 0 0 6
44 Moore, Julian	4-5	0-0	5-7	1-3	4	1	13	0	1 1 0 23
TEAM									0-1-1
Totals	21-51	3-14	20-28	7-25	32	17	65	5	13 5 3 200

TOTAL FG% 1st: 7-22 31.8% 2nd: 14-29 48.3% Game: 41.2%
3-Pt. FG% 1st: 1-10 10.0% 2nd: 2-4 50.0% Game: 21.4%
F Throw % 1st: 12-19 63.2% 2nd: 8-9 88.9% Game: 71.4%

Officials: Lamont Simpson, Paul Szalc, Lewis Garrison
Attendance: 10,855 Halftime Score: MSU, 40-27
Record: MSU 16-1, 3-1; PSU 10-7, 1-3

// Key Moment //

MSU led by as many as 16 in the first half before Penn State clawed back to within nine, 35-26. With 1:01 to play in the half, Gavin Schilling threw down a dunk that Bryn Forbes followed with one of his six 3-pointers to extend the lead to 13. The Spartans led by double-digits for the rest of the game and by as many as 31.

// Notes //

MSU's 27-point victory, 92-65, marked the second-consecutive game the Spartans have outscored an opponent by 25 points or more ... It was first time since Feb. 4, 2009, and Feb. 7, 2009, against Minnesota and Iowa, that MSU outscored back-to-back Big Ten foes by at least 25 points ... The 27-point margin was MSU's largest Big Ten road win since downing Penn State, 91-64, on Jan. 20, 2007 ... The last 27-point win in conference play for the Spartans came when they beat Nebraska by 28 points, 62-34, on Feb. 25, 2012 ... The victory was the 41st time Michigan State has outscored a Big Ten opponent by 20 or more points under Tom Izzo ... Denzel Valentine returned to action after missing the past four games due to arthroscopic surgery on Dec. 21.

GAME 18 #16/19 Iowa 76
#4/4 Michigan State 59
Jan. 14, 2016 • East Lansing, Mich. • Breslin Center

Michigan State	FG	3FG	FT	O-D-R	PF	PPTS	A TO	B	S MIN
10 Costello, Matt, f	7-9	0-0	1-1	1-8	9	2	15	1	3 2 1 30
34 Schilling, Gavin, f	2-3	0-0	0-0	1-2	3	4	0	3	0 1 12
05 Forbes, Bryn, g	0-5	0-4	2-2	1-2	3	2	4	1	2 0 0 10
11 Naim Jr., Lourawls, g	3-8	0-2	2-2	0-0	0	1	8	3	1 0 0 21
45 Valentine, Denzel, g	5-12	3-8	1-2	0-4	4	2	14	5	2 0 0 37
02 Bess, Javon	0-1	0-0	0-1	0-2	2	0	0	0	0 0 8
03 Ellis III, Alvin	0-1	0-1	0-1	0-2	0	0	1	0	0 0 5
14 Harris, Eron	2-9	1-5	2-2	0-1	1	7	0	2	0 0 25
15 Clark Jr., Marvin	0-0	0-0	0-0	0-0	0	0	1	0	0 0 2
20 McQuaid, Matt	1-4	0-1	0-0	0-1	1	2	1	2	1 1 15
23 Davis, Deyonta	3-3	0-0	0-0	2-4	6	0	0	0	1 0 25
25 Goins, Kenny	0-0	0-0	0-0	0-0	0	0	0	0	0 0 2
41 Wollenman, Colby	0-0	0-0	1-2	1-1	2	0	1	1	1 0 0 8
TEAM									2-0-2
Totals	23-55	4-21	9-13	8-27	35	19	59	14	4 3 200

TOTAL FG% 1st: 8-21 38.1% 2nd: 15-34 44.1% Game: 41.8%
3-Pt. FG% 1st: 2-9 22.2% 2nd: 1-2 16.7% Game: 19.0%
F Throw % 1st: 7-10 70.0% 2nd: 2-3 66.7% Game: 69.2%

Iowa	FG	3FG	FT	O-D-R	PF	PPTS	A TO	B	S MIN
20 Uthoff, Jarrod, f	5-18	3-8	2-2	3-7	10	1	15	0	0 2 1 35
34 Woodbury, Adam, c	2-6	0-0	0-2	4-4	8	3	4	2	1 1 0 31
05 Clemmons, Anthony, g	4-8	2-4	3-5	0-3	3	2	13	2	3 0 0 31
10 Gesell, Mike, g	4-10	0-1	0-1	0-3	3	2	8	6	1 0 0 20
14 Jok, Peter, g	8-13	3-5	4-4	1-2	3	1	23	1	0 0 2 31
00 Wagner, Ahmad	0-1	0-0	0-0	1-1	2	0	0	0	1 1 2 4
11 Williams, Christian	0-0	0-0	0-0	1-0	1	0	0	1	1 0 1 4
24 Ellingson, Brady	0-1	0-1	0-0	0-0	0	0	0	0	0 0 0 10
25 Uhl, Dom	4-5	2-2	0-0	3-2	5	3	10	1	1 0 0 17
51 Baer, Nicholas	1-3	0-1	1-2	0-2	2	3	2	1	0 1 17
TEAM									0-2-2
Totals	28-65	10-22	10-16	13-26	39	16	76	15	9 4 7 200

TOTAL FG% 1st: 17-33 51.5% 2nd: 11-32 34.4% Game: 43.1%
3-Pt. FG% 1st: 9-15 60.0% 2nd: 1-7 14.3% Game: 45.5%
F Throw % 1st: 4-4 100% 2nd: 6-12 50.0% Game: 62.5%

Officials: Gene Storetoro, Mark Whitehead, Brian Dorsey
Attendance: 14,797 Halftime Score: Iowa, 47-25
Record: MSU 16-2, 3-2; Iowa 13-3, 4-0

// Key Moment //

Iowa took its first double-digit lead at the midway mark in the first half. As a part of a 16-4 run, Peter Jok hit a 3-pointer on the fast break to extend the Hawkeyes' lead to 26-15 en route to a 30-15 lead. The closest MSU would get to Iowa after the spurt would be 13 points.

// Notes //

Matt Costello scored a team-high 15 points, leading the Spartans on the offensive end of the court for the second time this season ... Denzel Valentine started his first game following his arthroscopic surgery on his left knee on Dec. 21, which kept him out of four contests ... With his five assists, Valentine moved past Earvin Johnson for eighth place in MSU career assists (492) ... MSU struggled from long-range, shooting just 4-21 for a season-low 19 percent from behind the arc.

2015-16 BOX SCORES

GAME 19	Wisconsin 77
#4/4 Michigan State 76
Jan. 17, 2016 • Madison, Wis. • Kohl Center	

Michigan State	FG	3FG	FT	O-D-R	PF	PPTS	A TO	B	S MIN
10 Costello, Matt, f	8-13	0-0	2-2	5-8	13	2	18	0	0 0 0 32
23 Davis, Deyonta, f	3-4	0-0	1-1	1-2	3	4	7	0	1 0 0 19
14 Harris, Eron, g	5-9	2-2	2-2	1-0	-1	4	14	1	3 0 0 29
20 McQuaid, Matt, g	0-3	0-2	0-0	2-0	-2	4	0	3	1 0 0 22
45 Valentine, Denzel, g	8-19	4-8	3-5	1-6	-7	2	23	5	1 0 2 38
00 Ahrens, Kyle	0-0	0-0	0-0	0-0	0	0	0	0	0 0 0 2
02 Bess, Javon	0-1	0-0	0-0	0-0	0	2	0	0	0 0 0 6
03 Ellis III, Alvin	0-0	0-0	0-0	0-0	0	1	0	0	0 1 0 1
05 Forbes, Bryn	4-9	2-6	2-2	1-0	-1	2	12	2	1 0 1 28
15 Clark Jr., Marvin	0-0	0-0	0-0	0-0	0	1	0	0	0 0 0 1
25 Goins, Kenny	0-0	0-0	0-0	0-0	0	2	0	0	0 0 0 14
34 Schilling, Gavin	0-1	0-0	2-4	1-1	-2	3	2	0	1 0 0 6
41 Wollenman, Colby	0-0	0-0	0-0	1-0	-1	1	0	0	1 0 0 2
TEAM	1-2-3								
Totals	28-59	8-18	12-16	15-20	35	28	76	11	9 1 3 200

TOTAL FG%	1st: 12-32 37.5%	2nd: 16-27 59.3%	Game: 47.5%
3-Pt. FG%	1st: 5-10 50.0%	2nd: 3-8 37.5%	Game: 44.4%
F Throw %	1st: 7-9 77.8%	2nd: 5-7 71.4%	Game: 75.0%

Wisconsin	FG	3FG	FT	O-D-R	PF	PPTS	A TO	B	S MIN
10 Hayes, Nigel, f	7-14	2-3	9-10	3-4	-7	2	25	0	2 0 1 34
22 Happ, Ethan, f	3-7	0-0	8-13	3-5	-8	4	14	1	2 1 1 33
30 Brown, Vitto, f	1-4	0-0	3-4	1-4	-5	2	5	0	1 0 0 21
03 Showalter, Zak, g	1-2	0-1	2-2	0-0	0	3	4	0	0 1 1 24
24 Koenig, Bronson, g	8-15	4-8	7-7	0-0	0	27	4	1	0 1 38
05 Moesch, Aaron	0-0	0-0	0-0	0-1	1	0	0	1	0 0 0 12
11 Hill, Jordan	0-2	0-2	0-0	0-0	0	0	0	0	0 0 0 9
15 Thomas, Charlie	1-2	0-0	0-0	0-0	0	2	0	0	0 0 0 7
21 Iverson, Khalil	0-0	0-0	0-0	0-0	0	0	0	0	0 0 0 4
25 Illikainen, Alex	0-1	0-0	0-0	0-1	1	3	0	0	0 0 0 18
TEAM	1-2-3								
Totals	21-47	6-14	29-36	8-17	25	15	77	6	6 1 4 200

TOTAL FG%	1st: 11-23 47.8%	2nd: 10-24 41.7%	Game: 44.7%
3-Pt. FG%	1st: 3-5 60.0%	2nd: 3-9 33.3%	Game: 42.9%
F Throw %	1st: 16-19 84.2%	2nd: 13-17 76.5%	Game: 80.6%

Officials: Terry Wymmer, Bo Boroski, Ted Valentine
 Attendance: 17,287 Halftime Score: UW, 41-36
 Record: MSU 16-3, 3-3; Wisconsin 10-9, 2-4

// Key Moment //

Bronson Koenig knocked down a 3-pointer to pull Wisconsin within one, 76-75, with 28 seconds left. On the inbound, Eron Harris stepped out-of-bounds, giving the Badgers possession. Ethan Happ cut to the basket and laid it in with 10 seconds left to give Wisconsin the 77-76 win.

// Notes //

Freshmen Deyonta Davis and Matt McQuaid made their first collegiate starts ... Matt Costello notched his fourth double-double of the season, tallying 18 points and grabbing 13 boards ... It was Costello's sixth game in double-figures rebounding and 10th time leading the Spartans on the glass ... His 18 points marked the fifth time in the last seven outings he scored in double-digits ... Valentine finished with a team-high 23 points, pacing Michigan State for the seventh time.

GAME 20	Nebraska 72
#11/10 Michigan State 71
Jan. 20, 2016 • East Lansing, Mich. • Breslin Center	

Michigan State	FG	3FG	FT	O-D-R	PF	PPTS	A TO	B	S MIN
10 Costello, Matt, f	3-6	0-0	2-5	2-8	-10	0	8	3	1 1 0 24
23 Davis, Deyonta, f	5-11	0-0	3-6	3-4	-7	1	13	1	3 2 0 29
05 Forbes, Bryn, g	1-8	1-5	0-0	1-2	-3	3	3	3	0 0 0 35
14 Harris, Eron, g	5-6	4-4	0-0	0-2	-2	3	14	2	2 0 0 22
45 Valentine, Denzel, g	9-16	6-8	0-0	2-4	-6	2	24	6	3 0 1 38
02 Bess, Javon	0-2	0-0	3-6	3-2	-5	5	3	1	0 1 0 20
20 McQuaid, Matt	1-6	0-1	0-0	0-0	0	1	2	2	0 0 0 18
34 Schilling, Gavin	0-2	0-0	4-4	0-2	-2	0	4	0	1 0 0 10
41 Wollenman, Colby	0-0	0-0	0-0	0-0	0	0	0	1	0 0 0 4
TEAM	1-2-3								
Totals	24-57	11-18	12-21	12-26	38	15	71	19	10 4 2 200

TOTAL FG%	1st: 13-31 41.9%	2nd: 11-26 42.3%	Game: 42.1%
3-Pt. FG%	1st: 5-11 45.5%	2nd: 6-7 85.7%	Game: 61.1%
F Throw %	1st: 2-5 40.0%	2nd: 10-16 62.5%	Game: 57.1%

Nebraska	FG	3FG	FT	O-D-R	PF	PPTS	A TO	B	S MIN
12 Jacobson, Michael, f	0-2	0-1	4-4	2-6	-8	4	4	0	0 0 0 31
31 Shields, Shavon, f	12-20	0-3	4-5	0-3	-3	1	28	1	1 0 1 30
03 White III, Andrew, g	3-8	1-4	0-0	0-1	-1	5	7	0	0 0 1 19
05 Watson Jr., g	6-12	1-2	0-0	0-1	-1	13	2	1	0 2 31
32 Parker, Benny, g	1-2	0-1	0-0	1-0	-1	0	2	1	2 0 2 25
00 Webster, Tai	4-8	0-0	2-5	1-6	-7	1	10	3	1 0 1 32
10 McVeigh, Jack	3-5	2-3	0-0	0-6	-2	8	1	0	0 0 0 23
30 Morrow Jr., Ed	0-1	0-0	0-0	0-4	-4	3	0	0	1 0 0 9
TEAM	1-0-1								
Totals	29-58	4-14	10-14	5-27	32	17	72	8	6 0 7 200

TOTAL FG%	1st: 14-27 51.9%	2nd: 15-31 48.4%	Game: 50.0%
3-Pt. FG%	1st: 2-8 25.0%	2nd: 2-6 33.3%	Game: 28.6%
F Throw %	1st: 3-4 75.0%	2nd: 7-10 70.0%	Game: 71.4%

Officials: Tom Eades, Terry Oglesby, Lewis Garrison
 Attendance: 14,797 Halftime Score: Tied, 33-33
 Record: MSU 16-4, 3-4; Nebraska 12-8, 4-3

// Key Moment //

Guarded by two Cornhuskers with less than 10 seconds to play, senior guard Denzel Valentine split the defenders at the top of the key and knocked down a 3-pointer to pull within one. Tai Webster missed the front end of the bonus, leading to a last second jumper from Valentine that hit off the iron.

// Notes //

Denzel Valentine led the Spartans for the eighth time this season, finishing with 24 points ... Matt Costello recorded double-digit rebounds for the seventh time in 2015-16 ... Michigan State shot a season-low 57.1 percent from the foul line, including missing three foul shots in the final 3:41 ... Michigan State shot 61.1 percent from 3-point range, led by Valentine's 6-of-8 performance. But Bryn Forbes who entered the game shooting .469 from behind the arc hit just 1-of-5 ... Eron Harris was a perfect 4-of-4 from the 3-point line, finishing the game with 14 points ... MSU shot a higher percentage from the 3-point line than the field for the third time this season ... Nebraska hit 29-of-58 shots from the field, becoming the first team to shoot 50 percent from the floor against MSU ... MSU started Eron Harris, Bryn Forbes and Denzel Valentine in the backcourt together for the first time all season.

2015-16 BOX SCORES

GAME 21	#11/10 Michigan State	74
	#7/5 Maryland	65
	Jan. 23, 2016 • East Lansing, Mich. • Breslin Center	

Michigan State	FG	3FG	FT	O-D-R	PFP	PTS	A	T	B	S	MIN
10 Costello, Matt, f	3-8	0-0	9-10	6-6-12	2	15	2	1	0	3	32
23 Davis, Deyonta, f	1-4	0-0	0-1	1-5-6	1	2	1	1	0	1	15
05 Forbes, Bryn, g	8-15	4-8	5-6	0-1-1	1	25	1	1	0	0	39
14 Harris, Eron, g	1-8	0-4	5-6	1-2-3	3	7	1	1	0	0	25
45 Valentine, Denzel, g	7-16	2-8	3-3	4-10-14	2	19	8	2	0	1	39
03 Ellis III, Alvin	0-1	0-1	0-0	0-1-1	1	0	1	1	0	1	7
20 McQuaid, Matt	1-3	1-2	0-0	0-0-0	2	3	0	0	0	0	11
25 Goins, Kenny	1-4	0-0	1-3	2-1-3	4	3	2	1	1	1	25
34 Schilling, Gavin	0-2	0-0	0-0	2-2-4	1	0	1	1	1	0	7
41 Wollenman, Colby	0-0	0-0	0-0	0-0-0	0	0	0	0	0	0	0+
TEAM			11-2								
Totals	22-61	7-23	23-29	17-29-46	17	74	17	8	5	6	200

TOTAL FG%	1st: 12-34 35.3%	2nd: 10-27 37.0%	Game: 36.1%
3-Pt. FG%	1st: 4-14 28.6%	2nd: 3-9 33.3%	Game: 30.4%
F Throw %	1st: 7-11 63.6%	2nd: 16-18 88.9%	Game: 79.3%

Maryland	FG	3FG	FT	O-D-R	PFP	PTS	A	T	B	S	M	MIN
04 Robert Carter, f	5-11	1-3	2-2	1-4	5	5	13	0	0	1	1	32
10 Jake Layman, f	2-9	1-3	2-2	0-2	2	4	7	2	0	0	0	28
35 Damonte Dodd, f	1-1	0-0	0-0	0-0	0	3	2	0	1	0	0	5
00 Rasheed Sulaimon, g	2-11	2-8	2-3	1-6	7	1	8	3	3	0	0	39
02 Melo Trimble, g	9-17	4-11	2-3	0-7	7	1	24	3	4	0	0	37
11 Jared Nickens	0-2	0-2	0-0	0-1	1	3	0	2	0	0	0	20
15 Michal Cekovsky	2-3	0-0	1-2	1-2	3	1	5	0	0	2	2	10
21 Varun Ram	0-0	0-0	0-0	0-1	1	0	0	0	0	0	0	4
33 Diamond Stone	1-3	0-0	4-4	3-3	6	3	6	1	1	3	0	25
TEAM			3-14									
Totals	22-57	8-27	13-16	9-27	36	22	65	11	9	6	3	200

TOTAL FG%	1st: 11-30 36.7%	2nd: 11-27 40.7%	Game: 38.6%
3-Pt. FG%	1st: 3-12 25.0%	2nd: 5-15 33.3%	Game: 29.6%
F Throw %	1st: 4-5 80.0%	2nd: 9-11 81.8%	Game: 81.3%

Officials: Mark Whitehead, D.J. Carstensen, Larry Scirotto
 Attendance: 14,797 Halftime Score: MSU, 35-29
 Record: MSU 17-4, 4-4; Maryland 17-3, 6-2

// Key Moment //

With 11:17 on the clock, Maryland held a slim 51-50 edge over the Spartans. Freshman Matt McQuaid knocked down a 3-pointer to put MSU back on top for good. The 3-ball spurred a 12-2 run over the next 4:45 of play, matching Michigan State's largest lead of the game at nine points, 62-53.

// Notes //

Tom Izzo tied Gene Keady for second-most victories at a Big Ten school with 512 ... Bryn Forbes tallied a team-high 25 points, shooting 8-15 from the field and 4-8 from behind the arc in a season-high 39 minutes ... Matt Costello posted his fourth double-double in nine games, scoring 15 points and grabbing 12 rebounds in 31 minutes ... Denzel Valentine flirted with his third-career triple double, scoring 19 points to go along with career-best 14 rebounds, including a season-high four on the offensive glass ... He posted eight assists in a season-tying 39 minutes and moved to fourth all-time in three-point field goal makes with 213 in his career ... The last time two Spartans posted double-doubles was on Jan. 21, 2015 when Branden Dawson (12 points, 10 rebounds) and Gavin Schilling (11 points, 10 rebounds) achieved this mark.



Denzel Valentine (top) narrowly missed a triple-double with 19 points, 14 rebounds and eight assists against the Terrapins.

Playing in special green uniforms, Matt Costello (bottom) posted a dominating 15-point, 12-rebound, three-block game against Maryland.



2015-16 BOX SCORES

22	#12/11 Michigan State	76
	Northwestern	45
	Jan. 28, 2016 • Evanston, Ill. • Welsh-Ryan Arena	

Michigan State	FG	3FG	FT	O-D-R	PF	PPTS	A	T	B	S	M	N
10 Costello, Matt, f	2-4	0-0	0-0	2-5	7	4	4	1	1	0	0	12
23 Davis, Deyonta, f	4-7	0-0	0-0	2-9	12	2	8	3	3	6	0	22
14 Harris, Eron, g	2-7	2-6	0-0	1-2	3	2	6	2	1	0	0	26
45 Valentine, Denzel, g	7-11	5-7	0-0	1-5	6	3	19	7	6	0	0	30
05 Forbes, Bryn, g	3-6	3-3	0-0	0-0-0	3	9	2	0	0	0	0	25
00 Ahrens, Kyle	1-2	1-1	0-0	0-1-1	0	3	0	1	0	0	0	4
15 Clark Jr., Marvin	0-1	0-0	0-0	0-1-1	1	0	3	0	1	0	0	6
02 Bess, Javon	0-0	0-0	0-0	0-1-1	1	0	0	0	0	0	0	6
20 McQuaid, Matt	6-10	5-8	0-0	0-1-1	1	17	2	1	0	1	1	21
25 Goins, Kenny	2-2	0-0	0-0	1-4-5	0	4	0	0	1	1	1	15
03 Ellis III, Alvin	0-3	0-1	2-2	0-1-1	1	2	1	0	0	2	1	12
30 Van Dyk, Matt	1-1	0-0	2-2	0-0-0	0	4	1	0	0	1	0	3
34 Schilling, Gavin	0-1	0-0	0-0	0-3-3	2	0	0	0	0	0	0	13
41 Wollenman, Colby	0-0	0-0	0-0	0-0-0	1	0	0	0	0	0	0	5
TEAM				1-2			2					

TOTAL FG%	1st: 14-26 53.8%	2nd: 14-29 48.3%	Game: 50.9%
3-Pt. FG%	1st: 8-11 72.7%	2nd: 8-15 53.3%	Game: 61.5%
F Throw %	1st: 0-0 0.0%	2nd: 4-4 100%	Game: 100%

Northwestern	FG	3FG	FT	O-D-R	PF	PPTS	A	T	B	S	M	N
34 Lumpkin, Sanjay, f	1-4	0-1	1-2	2-1	3	0	1	3	0	1	0	27
35 Falzon, Aaron, f	3-9	2-6	3-4	3-3	6	2	11	2	0	1	1	35
22 Olah, Alex, c	0-6	0-0	4-4	1-0	1	4	0	0	0	1	1	19
14 Dempsey, Tre, g	2-14	0-7	0-0	0-4	4	1	4	3	3	0	0	29
30 McIntosh, Bryant, g	4-15	2-5	4-4	0-1	1	14	2	2	1	1	1	31
01 van Zegeren, Joey	0-0	0-0	0-0	0-1	1	0	0	0	0	0	0	3
23 Ash, Jordan	1-2	0-1	2-2	0-1	1	4	0	0	1	0	1	14
32 Taphorn, Nathan	0-5	0-3	0-0	0-4	4	0	0	0	1	0	0	18
44 Skelly, Gavin	0-1	0-0	0-0	1-2	2	0	0	2	0	1	0	5
05 Pardon, Derrek	1-2	0-0	3-3	1-2	3	1	5	0	0	1	0	19
TEAM				6-17								1
Totals	12-58	4-23	17-19	14-19	33	9	45	7	11	3	6	200

TOTAL FG%	1st: 7-31 22.6%	2nd: 5-27 18.5%	Game: 20.7%
3-Pt. FG%	1st: 3-14 21.4%	2nd: 1-9 11.1%	Game: 17.4%
F Throw %	1st: 7-7 100%	2nd: 10-12 83.3%	Game: 89.5%

Officials: Bo Boroski, Mike Eades, Steve McJunkins
 Attendance: 8,117 Halftime Score: MSU, 36-24
 Record: MSU 18-4, 5-4; Northwestern 15-7, 3-6

// Key Moment //

After jumping out on a 7-0 run to start, MSU led 12-10 midway through the first half. The Spartans used an 8-0 spurt to ignite a 19-6 run, taking a 31-16 lead with four minutes left in the half. Michigan State would lead by double figures the rest of the way and by as many as 31.

// Notes //

With 513 wins at Michigan State, Tom Izzo moved ahead of Gene Keady for second-most victories at a Big Ten school ... With 19 points, Denzel Valentine passed Julius McCoy to move into 23rd all-time at Michigan State with 1,381 career points ... Deyonta Davis swatted away six shots, setting the MSU freshman single-game record and matching the second-most blocks in a single game in MSU history ... Matt McQuaid hit 5-of-8 3-pointers and finished with a career-high 17 points ... MSU's last three Big Ten road wins by 30 or more points have all come at Northwestern ... Before tonight's 31-point victory, the Spartans downed the Wildcats 59-29 on Jan. 27, 2000 ... Michigan State beat Northwestern by 34 points on Feb. 27, 1986, when the Spartans won 82-48.

23	#12/11 Michigan State	96
	Rutgers	62
	Jan. 31, 2016 • East Lansing, Mich. • Breslin Center	

Michigan State	FG	3FG	FT	O-D-R	PF	PPTS	A	T	B	S	M	N
10 Costello, Matt, f	6-9	0-0	0-1	6-7	13	0	12	2	0	3	2	23
23 Davis, Deyonta, f	3-4	0-0	0-0	2-9	11	3	6	1	0	2	0	17
05 Forbes, Bryn, g	6-12	6-10	0-0	0-1	1	18	3	0	0	0	0	23
14 Harris, Eron, g	5-11	3-7	1-2	0-1	1	14	4	1	0	0	0	18
45 Valentine, Denzel, g	7-15	6-11	0-0	2-5	7	0	20	6	2	0	0	30
00 Ahrens, Kyle	0-1	0-1	4-4	0-1	1	4	2	0	0	0	0	7
02 Bess, Javon	0-0	0-0	0-0	0-0	0	1	0	0	2	0	0	4
03 Ellis III, Alvin	2-6	1-1	1-2	1-2	3	1	6	1	0	0	1	14
15 Clark Jr., Marvin	1-3	0-0	0-0	0-5	5	3	2	0	1	1	0	8
20 McQuaid, Matt	1-1	1-1	4-4	0-0	0	1	7	4	1	1	0	25
25 Goins, Kenny	0-0	0-0	1-2	3-1	4	0	1	3	0	0	0	7
30 Van Dyk, Matt	0-1	0-0	0-0	0-0	0	1	0	0	1	0	1	4
34 Schilling, Gavin	2-6	0-0	0-0	3-5	3	4	1	2	0	1	0	15
41 Wollenman, Colby	0-0	0-0	2-2	0-0	0	0	2	1	0	0	0	3
51 Roy, Greg	0-1	0-1	0-0	0-0	0	0	0	0	1	0	0	2
TEAM				0-2								2
Totals	33-70	17-32	13-17	17-39	56	15	96	28	11	7	5	200

TOTAL FG%	1st: 16-33 48.5%	2nd: 17-37 45.9%	Game: 47.1%
3-Pt. FG%	1st: 9-16 56.3%	2nd: 8-16 50.0%	Game: 53.1%
F Throw %	1st: 3-5 60.0%	2nd: 10-12 83.3%	Game: 76.5%

Rutgers	FG	3FG	FT	O-D-R	PF	PPTS	A	T	B	S	M	N
01 Foreman, D.J., f	2-6	0-0	0-2	1-11	12	3	4	0	1	1	1	29
35 Lewis, Greg, f	0-4	0-0	0-0	1-0	1	3	0	1	0	0	0	16
02 Daniels, Bishop, g	2-9	2-2	0-1	0-4	2	6	3	5	1	0	2	29
03 Sanders, Corey, g	7-16	2-6	1-1	0-1	1	0	17	5	3	0	0	34
05 Williams, Mike, g	8-14	2-6	0-0	0-1	1	18	0	0	1	1	1	25
04 Laurent, Jonathan	0-3	0-0	0-0	0-1	1	5	0	1	0	0	0	16
10 Goode, Justin	0-3	0-1	0-0	0-2	2	1	0	2	0	0	1	18
15 Dadika, Jake	0-0	0-0	0-0	0-0	0	0	0	0	0	0	0	3
23 Hyde, Jalen	0-0	0-0	0-0	0-1	1	0	0	0	0	0	0	2
31 Grier, Omari	5-10	1-4	6-6	0-0	0	0	1	1	0	0	1	28
TEAM				3-14								1
Totals	24-65	7-19	7-10	5-22	27	15	62	13	9	3	4	200

TOTAL FG%	1st: 13-31 41.9%	2nd: 11-34 32.4%	Game: 36.9%
3-Pt. FG%	1st: 3-9 33.3%	2nd: 4-10 40.0%	Game: 36.8%
F Throw %	1st: 4-5 80.0%	2nd: 3-5 60.0%	Game: 70.0%

Officials: Tom Eades, Bill Ek, Paul Szelc
 Attendance: 14,797 Halftime Score: MSU, 44-33
 Record: MSU 19-4, 6-4; Rutgers 6-16, 0-9

// Key Moment //

The Spartans opened up a 16-point lead within the first 10 minutes of action, but the Scarlet Knights battled back late in the first half to pull within eight. With 10 seconds left on the clock before the break, senior guard Bryn Forbes hit his sixth 3-ball of the game to put MSU back on top by double-digits, 44-33.

// Notes //

The Spartans tied a school-record 17 3-pointers with five players sinking at least one from long-range and Denzel Valentine and Bryn Forbes making six each ... MSU out-worked Rutgers 56-27 on the glass, including a 17-5 advantage on the offensive end, resulting in a 33-2 margin in second-chance points ... The 34-point margin of victory was the largest against a Big Ten opponent since the Spartans beat Iowa, 95-61, (+34) on Jan. 10, 2012 ... MSU's 96 points were the most scored by the Spartans in a Big Ten game since scoring 103 vs. Indiana on March 2, 2008 ... MSU beat a second-straight Big Ten opponent by 30-plus points for the first time since March 2 & 4, 2000.

2015-16 BOX SCORES

Bryn Forbes showed his 3-point shooting prowess in Ann Arbor, hitting 8-of-10 3-pointers en route to scoring 29 points against in-state foe Michigan.



Kenny Goins added five points, highlighted by this two-handed slam, in 21 minutes against the Wolverines.

24 #10/10 Michigan State 89
Michigan 73
Feb. 6, 2016 • Ann Arbor, Mich. • Crisler Center

Michigan State	FG	3FG	FT	O-D-R	PF	PPTS	A TO	B	S MIN
10 Costello, Matt, f	6-8	0-0	2-3	1-7-8	3	14	2	3	1 2 25
23 Davis, Deyonta, f	1-2	0-0	1-2	1-4-5	2	3	0	1	0 0 16
05 Forbes, Bryn, g	10-13	8-10	1-2	0-0-0	0	29	0	1	0 1 34
14 Harris, Eron, g	1-3	1-3	0-0	0-1-1	2	3	2	0	0 0 27
45 Valentine, Denzel, g	8-13	3-4	2-2	0-9-9	3	21	8	4	0 0 34
00 Ahrens, Kyle	0-2	0-1	1-2	2-0-2	1	1	0	2	0 0 2
02 Bess, Javon	0-1	0-1	0-0	1-0-1	0	0	0	0	0 0 3
03 Ellis III, Alvin	1-1	1-1	0-0	0-1-1	1	3	1	1	0 0 4
15 Clark Jr., Marvin	0-0	0-0	2-2	0-2-2	1	2	0	1	0 0 3
20 McQuaid, Matt	1-2	1-2	0-0	0-0-0	2	3	4	1	0 0 16
25 Goins, Kenny	2-2	0-0	1-1	1-2-3	0	5	1	1	0 1 21
30 Van Dyk, Matt	0-1	0-0	1-2	0-1-1	1	1	0	1	0 0 2
34 Schilling, Gavin	2-2	0-0	0-0	0-1-1	1	4	0	1	0 0 8
41 Wollenman, Colby	0-0	0-0	0-0	1-0-1	3	0	2	0	0 0 5
TEAM	0-0-0								
Totals	32-50	14-22	11-16	7-28	35	20	89	18	19 1 4 200

TOTAL FG% 1st: 16-24 66.7% 2nd: 16-26 61.5% Game: 64.0%
3-Pt. FG% 1st: 10-14 71.4% 2nd: 4-8 50.0% Game: 63.6%
F Throw % 1st: 2-4 50.0% 2nd: 9-12 75.0% Game: 68.8%

Michigan	FG	3FG	FT	O-D-R	PF	PPTS	A TO	B	S MIN
34 Donnal, Mark, f	2-5	0-2	0-0	1-2-3	3	4	0	1	0 1 17
10 Walton Jr., g	3-10	3-7	2-2	0-2-2	4	11	2	1	0 3 35
12 Abdur-Rahman, g	2-5	0-3	2-2	1-1-2	2	6	4	0	0 1 32
21 Irvin, Zak, g	8-16	2-6	1-1	0-3-3	1	19	1	2	0 0 32
22 Robinson, Duncan, g	1-5	0-3	0-0	0-0-0	1	2	0	1	0 0 25
03 Chatman, Kameron	2-3	1-1	0-0	0-1-1	0	5	0	0	0 1 5
05 Wilson, D.J.	2-3	0-1	1-1	0-2-2	3	5	0	1	0 1 14
11 Dakich, Andrew	1-1	0-0	1-1	0-0-0	2	3	0	0	0 2 5
13 Wagner, Moritz	0-2	0-1	0-1	0-1-1	1	0	0	0	0 1 4
24 Dawkins, Aubrey	3-5	2-4	6-8	0-1-1	0	14	3	1	0 1 17
32 Doyle, Ricky	2-3	0-0	0-0	3-0-3	1	4	0	0	0 0 14
TEAM	1-1-2								
Totals	26-58	8-28	13-16	6-14	20	18	73	10	9 0 11 200

TOTAL FG% 1st: 11-29 37.9% 2nd: 15-29 51.7% Game: 44.8%
3-Pt. FG% 1st: 4-16 25.0% 2nd: 4-12 33.3% Game: 28.6%
F Throw % 1st: 2-2 100% 2nd: 11-14 78.6% Game: 81.3%

Officials: Terry Wymer, D.J. Carstensen, Larry Scirotto
Attendance: 12,707 Halftime Score: MSU, 44-28
Record: MSU 20-4, 7-4; Michigan 17-7, 7-4

// Key Moment //

During a stretch of 2:27 in the first half, leading Michigan 21-11, senior guard Bryn Forbes hit three 3-pointers with a jumper by senior guard Denzel Valentine to open up a 17 point lead.

// Notes //

Michigan State recorded its 16th 20-win season in the last 19 years, all under head coach Tom Izzo ... It was the first time since Nov. 21, 2014 against Loyola Chicago that the Spartans shot 60-percent or better in both halves (66.7 – first half, 61.5 – second half) ... MSU's starting senior trio of Matt Costello, Bryn Forbes and Denzel Valentine totaled 64 points, 17 rebounds and 10 assists ... Bryn Forbes knocked down six or more 3-point field goals in the first half for the second-straight game ... Forbes hit 7-of-9 3-pointers in the first 20 minutes at Michigan, and hit his only attempt in the second half.



2015-16 BOX SCORES

25
 GAME

 #18/16 Purdue 82
 #8/9 Michigan State 81 OT
 Feb. 9, 2016 • West Lafayette, Ind. • Mackey Arena

Michigan State	FG	3FG	FT	O-D-R	PF	PTS	A	T	B	S	M	IN
10 Costello, Matt, f	5-12	1-2	0-2	5-0-5	4	11	0	1	3	30		
23 Davis, Deyonta, f	3-7	0-0	2-2	2-2-4	5	8	0	2	1	21		
05 Forbes, Bryn, g	3-11	1-7	0-0	1-3-4	2	7	2	0	0	41		
14 Harris, Eron, g	1-8	1-2	0-0	0-3-3	1	3	2	1	0	20		
45 Valentine, Denzel, g	10-23	5-12	2-2	1-7-8	3	27	10	2	0	1	42	
02 Bess, Javon	0-0	0-0	0-0	0-0-0	0	0	0	0	0	0	2	
03 Ellis III, Alvin	1-2	1-1	3-3	0-0-0	0	6	1	0	1	0	6	
15 Clark Jr., Marvin	0-0	0-0	0-0	0-0-0	0	0	0	0	0	0	1	
20 McQuaid, Matt	4-10	2-4	0-0	1-1-2	2	10	3	1	0	0	25	
25 Goins, Kenny	2-3	0-0	5-6	3-6-9	3	9	0	0	0	0	24	
34 Schilling, Gavin	0-0	0-0	0-0	2-0-2	5	0	4	2	2	0	10	
41 Wollenman, Colby	0-0	0-0	0-0	0-0-0	1	0	1	0	0	0	3	
TEAM				1-1-2							1	
Totals	29-76	11-28	12-15	16-23-39	26	81	24	9	5	5	225	

TOTAL FG%	1st: 11-35 31.4%	2nd: 14-31 45.2%	Game: 38.2%
3-Pt. FG%	1st: 4-13 30.8%	2nd: 6-11 54.5%	Game: 39.3%
F Throw %	1st: 4-4 100%	2nd: 8-11 72.7%	Game: 80.0%

Purdue	FG	3FG	FT	O-D-R	PF	PTS	A	T	B	S	M	IN
12 Edwards, Vince, f	1-4	0-3	7-9	2-2-4	3	9	3	1	0	36		
50 Swanson, Caleb, f	4-10	0-2	0-0	1-3-4	4	8	0	6	0	0	24	
20 Hammons, A.J., c	6-13	0-0	7-9	7-6-13	3	19	3	3	8	0	32	
03 Thompson, P.J., g	2-3	0-0	0-0	0-3-3	1	4	3	0	0	0	30	
35 Davis, Raphael, g	8-22	6-8	2-5	2-5-7	2	24	2	1	2	2	43	
01 Hill, Johnny	2-3	0-0	2-2	0-1-1	2	6	1	0	0	0	15	
14 Cline, Ryan	1-1	1-1	0-0	0-2-2	0	3	2	0	0	0	14	
21 Stephens, Kendall	0-1	0-1	0-0	0-1-1	0	0	0	0	1	0	3	
23 Taylor, Jacqui	0-0	0-0	0-0	0-0-0	0	0	0	0	0	0	1	
31 Mathias, Dakota	1-1	1-1	0-0	0-0-0	0	3	0	0	0	0	14	
44 Haas, Isaac	1-2	0-0	4-4	1-3-4	2	6	1	1	0	0	13	
TEAM				2-1-3							1	
Totals	26-60	8-16-22	29-15-27	42	17	82	15	16	11	2	225	

TOTAL FG%	1st: 15-24 62.5%	2nd: 9-32 28.1%	Game: 43.3%
3-Pt. FG%	1st: 6-8 75.0%	2nd: 2-7 28.6%	Game: 50.0%
F Throw %	1st: 10-10 100%	2nd: 6-10 60.0%	Game: 75.9% 13%

 Officials: Ted Valentine, Pat Driscoll, Bill Ek
 Attendance: 14,846 Halftime Score: Purdue, 46-30
 Record: MSU 20-5, 7-5; Purdue 20-5, 8-4

// Key Moment //

Trailing by two, Denzel Valentine made a layup to knot the game in overtime at 81. Coming out of a timeout with five seconds left, Raphael Davis was bumped by Valentine off a screen and hit one-of-two at the free throw line, securing the victory for Purdue.

// Notes //

Michigan State played a 14-2 run to engineer a comeback from 18 points, cutting the deficit back to single digits within 3:21 of facing its largest hole ... MSU would lead by as many as four in the final four minutes ... Denzel Valentine notched his sixth double-double of the season, scoring a game-high 27 points and dishing out 10 assists ... Matt McQuaid tallied double-digits for just the third time in his collegiate career, and second time in the past four games ... Michigan State recorded 24 assists on 29 made field goals, marking the 13th time the Spartans posted more than 20 assists as a team ... Redshirt freshman Kenny Goins scored a career-high nine points while pulling down nine rebounds ... Michigan State suffered its first loss of the season when committing fewer turnovers than its opponent.

26
 GAME

 #8/9 Michigan State 88
 #--/22 Indiana 69
 Feb. 14, 2016 • East Lansing, Mich. • Breslin Center

Michigan State	FG	3FG	FT	O-D-R	PF	PTS	A	T	B	S	M	IN
10 Costello, Matt, f	10-12	1-2	1-1	3-8-11	1	22	1	2	3	0	28	
23 Davis, Deyonta, f	2-4	0-0	0-0	2-3-5	2	4	1	2	4	0	15	
05 Forbes, Bryn, g	4-7	1-4	5-6	0-2-2	3	14	2	2	0	0	26	
14 Harris, Eron, g	2-7	2-5	0-0	0-1-1	3	6	4	1	0	0	23	
45 Valentine, Denzel, g	11-19	5-8	3-3	0-5-5	1	30	13	1	1	3	38	
00 Ahrens, Kyle	0-0	0-0	0-0	0-0-0	0	0	0	0	0	0	1	
03 Ellis III, Alvin	1-3	1-1	1-2	0-1-1	0	4	1	0	1	0	11	
11 Naim Jr., Lourawls	0-1	0-0	0-0	0-0-0	0	0	1	0	0	0	2	
15 Clark Jr., Marvin	2-3	0-0	0-0	0-4-4	2	4	1	1	1	1	22	
20 McQuaid, Matt	1-2	0-1	0-0	0-2-2	2	1	0	0	0	0	17	
25 Goins, Kenny	0-0	0-0	0-0	0-1-1	0	0	1	0	0	0	4	
30 Van Dyk, Matt	0-0	0-0	0-0	0-0-0	0	0	0	0	0	0	1	
34 Schilling, Gavin	1-1	0-0	0-0	0-1-1	3	2	0	2	0	0	9	
41 Wollenman, Colby	0-0	0-0	0-0	1-1-2	0	0	1	0	0	0	2	
51 Roy, Greg	0-0	0-0	0-0	0-0-0	0	0	0	0	0	0	1	
TEAM				1-1-2								
Totals	34-59	10-23	10-12	7-30-37	17	88	27	11	10	4	200	

TOTAL FG%	1st: 15-29 51.7%	2nd: 19-30 63.3%	Game: 57.6%
3-Pt. FG%	1st: 5-13 38.5%	2nd: 5-10 50.0%	Game: 43.5%
F Throw %	1st: 6-7 85.7%	2nd: 4-5 80.0%	Game: 83.3%

Indiana	FG	3FG	FT	O-D-R	PF	PTS	A	T	B	S	M	IN
00 Bielefeld, Max, f	6-14	3-5	0-0	4-6-10	2	15	2	1	0	0	26	
05 Williams, Troy, f	0-5	0-3	0-0	3-1-4	0	0	1	2	1	0	20	
31 Bryant, Thomas, c	4-11	0-0	2-3	3-2-5	2	10	1	2	0	1	23	
04 Johnson, Robert, g	10-13	3-8	2-2	0-1-1	1	11	5	1	0	1	29	
11 Ferrell, Yogi, g	3-10	1-6	2-4	1-1-2	2	9	7	2	0	1	34	
02 Zeisloff, Nick	1-1	1-1	0-0	0-2-2	3	3	1	0	0	0	13	
03 Anunoby, OG	4-10	0-2	0-1	3-2-5	0	8	0	0	2	1	17	
10 Burton, Ryan	0-1	0-1	0-0	0-0-0	0	0	0	0	0	0	2	
13 Morgan, Juwan	0-0	0-0	0-0	0-1-1	1	0	0	1	1	0	7	
15 Niego, Harrison	1-2	0-1	0-0	0-1-1	0	2	0	0	0	0	8	
30 Hartman, Collin	4-5	3-3	0-0	0-1-1	3	11	3	1	0	0	21	
TEAM				2-0-2							1	
Totals	26-69	11-30	6-10	16-18-34	14	69	20	11	5	3	200	

TOTAL FG%	1st: 16-38 42.1%	2nd: 10-31 32.3%	Game: 37.7%
3-Pt. FG%	1st: 7-16 43.8%	2nd: 4-14 28.6%	Game: 36.7%
F Throw %	1st: 1-3 33.3%	2nd: 5-7 71.4%	Game: 60.0%

 Officials: Terry Oglesby, Gene Steratore, Chris Beaver
 Attendance: 14,797 Halftime Score: MSU, 41-40
 Record: MSU 21-5, 8-5; Indiana 20-6, 10-3

// Key Moment //

The Spartans came out of halftime and went on an 18-5 run to take their first double-digit lead of the contest. Senior guard Denzel Valentine made one of his five 3-pointers to put MSU ahead, 59-47.

// Notes //

Michigan State notched its fifth straight win against Indiana ... Denzel Valentine recorded his second-career 30-point outing, tying a career-best 11 field goals and netting 5-of-8 from distance ... Valentine provided a career-high 13 helpers, racking up nearly half of MSU's 27 assists ... It was Valentine's fourth 25-point, 10-assist and five-rebound game of the year - the most in the nation since 2010-11 ... Matt Costello netted a career-high 22 points and grabbed 11 rebounds, good for his seventh double-double of the season and 10th of his career ... Costello hit a career-best 10 field goals, including one from distance ... With three blocks Costello secured sole possession of third-place all-time among Spartan shot blockers with 137.

2015-16 BOX SCORES



Gavin Schilling attacked the rim against Wisconsin, totaling six points and three assists in 20 minutes of action.



Colby Wollenman played 10 minutes off the bench against Penn State on Feb. 28, pulling down four rebounds in the effort.

GAME
27

#T-8/9 Michigan State 69
 Wisconsin 57
 Feb. 18, 2016 • East Lansing, Mich. • Breslin Center

Michigan State	FG	3FG	FT	O-D-R	PF	PTS	A TO	B	S	MIN
10 Costello, Matt, f	2-7	0-0	0-0	1-6	7	3	4	0	0	1 0 20
23 Davis, Deyonta, f	2-4	0-0	2-4	4-5	9	4	6	2	0	3 0 29
05 Forbes, Bryn, g	6-12	4-8	1-1	1-3	4	1	17	2	2	1 0 32
14 Harris, Eron, g	4-6	2-2	0-0	0-0	0	2	10	1	2	0 1 25
45 Valentine, Denzel, g	9-19	2-5	4-4	0-7	2	24	10	4	0	0 35
00 Ahrens, Kyle	0-0	0-0	0-0	0-0	0	0	0	0	1	0 0 35
02 Bess, Javon	0-0	0-0	0-0	0-0	0	0	0	0	0	0 0+
03 Ellis III, Alvin	0-0	0-0	0-0	1-0	1	0	0	1	1	0 0 6
11 Nairn Jr., Lourawls	0-0	0-0	0-0	0-0	0	0	0	0	0	0 4
15 Clark Jr., Marvin	0-1	0-0	0-0	1-2	3	4	0	1	0	1 0 9
20 McQuaid, Matt	0-3	0-2	0-0	0-1	0	0	0	0	1	0 0 17
30 Van Dyk, Matt	0-0	0-0	0-0	0-0	0	0	0	0	0	0 0+
34 Schilling, Gavin	2-3	0-0	2-4	3-2	5	1	6	3	0	0 3 20
41 Wollenman, Colby	1-1	0-0	0-0	0-0	0	1	2	0	0	0 0 3
TEAM				1-0	1					
Totals	26-56	8-17	9-13	12-26	38	18	69	20	12	6 4 200

TOTAL FG% 1st: 13-28 46.4% 2nd: 13-28 46.4% Game: 46.4%
 3-PT FG% 1st: 4-10 40.0% 2nd: 4-7 57.1% Game: 47.1%
 F Throw % 1st: 2-4 50.0% 2nd: 7-9 77.8% Game: 69.2%

Wisconsin	FG	3FG	FT	O-D-R	PF	PTS	A TO	B	S	MIN
10 Hayes, Nigel, f	1-13	0-5	3-6	2-5	7	1	5	2	2	0 0 33
22 Happ, Ethan, f	7-16	0-0	4-5	1-2	3	18	2	1	0	2 26
30 Brown, Vitto, f	2-6	0-3	1-2	3-5	8	1	5	1	0	0 1 26
03 Showalter, Zak, g	3-6	0-2	2-2	0-1	1	8	2	1	0	0 28
24 Koenig, Bronson, g	4-9	3-5	1-2	1-3	4	2	12	2	0	0 31
02 Smith, Jordan	0-0	0-0	0-0	0-0	0	0	0	0	0	0 0+
05 Moesch, Aaron	0-0	0-0	0-0	0-0	0	0	0	0	0	0 0+
11 Hill, Jordan	1-4	1-2	0-0	0-0	0	3	1	1	0	1 13
15 Thomas, Charlie	0-0	0-0	0-0	1-0	1	1	0	0	0	1 0 7
21 Iverson, Khalil	0-2	0-0	0-0	4-0	4	0	0	1	0	2 0 16
25 Illikainen, Alex	2-3	2-3	0-0	1-2	1	6	2	1	0	0 20
TEAM				1-0	1					
Totals	20-59	6-20	11-17	14-17	31	10	57	13	9	3 4 200

TOTAL FG% 1st: 7-28 25.0% 2nd: 13-31 41.9% Game: 33.9%
 3-PT FG% 1st: 2-9 22.2% 2nd: 4-11 36.4% Game: 30.0%
 F Throw % 1st: 7-8 87.5% 2nd: 4-9 44.4% Game: 64.7%

Officials: Terry Wymer, Mark Whitehead, Larry Sciotto
 Attendance: 14,797 Halftime Score: MSU, 32-23
 Record: MSU 22-5, 9-5; Wisconsin 16-10, 8-5

// Key Moment //

Michigan State opened the second half on an 11-2 run over the first 3:42 of the frame. Bryn Forbes took a pass from Gavin Schilling in the paint and completed the "and-one" opportunity to put the Spartans ahead by 16 points, 43-27.

// Notes //

Michigan State won its ninth straight over Wisconsin at Breslin Center ... The Spartans snapped the Badgers' seven-game winning streak which was the nation's longest among major conference teams ... Denzel Valentine recorded his third-straight double-double and the eighth of the season with 24 points and 10 assists ... All three double-doubles included 20+ points and 10+ assists ... It also marked Valentine's fifth straight 20-point effort ... The last Spartan to post a double-double in three consecutive games was Adreian Payne (Last two games of 2012-13; season opener of 2013-14) ... For the fifth time this season, including the second time in BIG play, the Spartans never trailed in the contest.

2015-16 BOX SCORES

28

#6/7 Michigan State 81
Ohio State 62
Feb. 23, 2016 • Columbus, Ohio • Value City Arena

Michigan State	FG	3FG	FT	O-D-R	PF	PPTS	A	T	B	S	MIN
10 Costello, Matt, f	8-11	0-0	0-0	4-2-6	2	16	0	2	0	0	20
23 Davis, Deyonta, f	0-3	0-0	0-0	0-5-5	2	0	0	0	0	0	17
05 Forbes, Bryn, g	9-14	7-10	2-3	0-3-3	0	27	2	0	0	1	34
14 Harris, Eron, g	4-6	1-1	0-0	0-1-4	4	9	1	1	0	1	21
45 Valentine, Denzel, g	6-13	4-7	1-2	0-5-5	2	17	8	2	0	0	38
00 Ahrens, Kyle	0-0	0-0	0-0	0-1-1	0	0	0	0	0	0	2
02 Bess, Javon	0-0	0-0	2-2	0-0-0	0	2	0	0	0	0	8
03 Ellis III, Alvin	0-1	0-1	0-0	0-2-2	0	0	2	0	0	1	4
11 Naim Jr., Lourawls	0-1	0-0	0-0	0-0-0	1	0	1	0	0	1	8
15 Clark Jr., Marvin	2-4	2-2	0-0	1-0-1	3	6	0	1	1	0	19
20 McQuaid, Matt	0-1	0-1	0-0	0-0-0	2	0	0	1	0	0	13
30 Van Dyk, Matt	1-1	0-0	0-0	0-0-0	0	2	0	0	0	0	1
34 Schilling, Gavin	1-2	0-0	0-0	0-4-4	1	2	2	0	0	1	13
41 Wollenman, Colby	0-0	0-0	0-0	1-0-1	1	0	0	0	0	0	2
TEAM				1-0-1			2				
Totals	31-57	14-22	5-7	7-23-30	18	81	16	9	1	5	200

TOTAL FG% 1st: 13-29 44.8% 2nd: 18-28 64.3% Game: 54.4%
 3-Pt. FG% 1st: 7-10 70.0% 2nd: 7-12 58.3% Game: 63.6%
 F Throw % 1st: 3-5 60.0% 2nd: 2-2 100% Game: 71.4%

Ohio State	FG	3FG	FT	O-D-R	PF	PPTS	A	T	B	S	MIN
00 Mitchell, Mickey, f	0-3	0-0	0-0	0-2-2	0	0	0	0	1	0	21
02 Loving, Marc, f	4-8	1-4	10-10	1-2-3	1	19	0	1	0	0	38
33 Bates-Diop, Keita, f	3-9	0-1	2-2	4-5-9	4	8	1	2	1	0	35
32 Thompson, Trevor, c	3-6	0-0	3-4	0-2-2	1	9	0	1	1	0	20
13 Lyle, JaQuan, g	5-11	2-6	4-5	0-5-5	3	16	2	3	0	1	36
04 Giddens, Daniel	1-4	0-0	0-0	2-0-2	3	2	1	1	0	0	20
12 Harris, A.J.	0-3	0-0	0-0	0-0-0	0	0	0	1	0	0	9
15 Williams, Kam	3-4	2-3	0-0	0-3-3	1	8	0	1	0	2	21
TEAM				1-1-2			1				
Totals	19-48	5-14	19-21	8-20-28	13	62	4	11	3	3	200

TOTAL FG% 1st: 10-28 35.7% 2nd: 9-20 45.0% Game: 39.6%
 3-Pt. FG% 1st: 4-9 44.4% 2nd: 1-5 20.0% Game: 35.7%
 F Throw % 1st: 7-8 87.5% 2nd: 12-13 92.3% Game: 90.5%

Officials: Gene Steratore, Ted Valentine, Mike Eades
 Attendance: 14,257 Halftime Score: MSU, 36-31
 Record: MSU 23-5, 10-5; OSU 18-11, 10-6

// Key Moment //

Trailing 25-24 with 6:21 left in the first half, MSU used a 6-0 run to take a 30-25 lead. Bryn Forbes opened with a jumper and Denzel Valentine followed with a free throw and a 3-pointer. During the run, the Spartan defense forced six straight missed shots as MSU wouldn't trail again.

// Notes //

The Spartans have won 30 of the last 44 games in the series ... MSU's 19-point victory marked the largest win over Ohio State since the Spartans downed the Buckeyes 84-58 on Feb. 4, 1998, in Columbus ... Michigan State has made 252 3-pointers this season as a team, leaving them one shy of tying the 1999-2000 squad's mark of 253 for third all-time in MSU history ... Michigan State improved to 20-0 when leading at the half ... Seniors Matt Costello, Bryn Forbes and Denzel Valentine combined for 60 of the team's 81 points (740) ... Denzel Valentine finished in double figures for the 21st-straight game, recording 17 points.

29

#6/7 Michigan State 88
Penn State 57
Feb. 28, 2016 • East Lansing, Mich. • Breslin Center

Michigan State	FG	3FG	FT	O-D-R	PF	PPTS	A	T	B	S	MIN
10 Costello, Matt, f	4-6	0-0	2-3	6-5-11	2	10	2	1	2	0	19
23 Davis, Deyonta, f	7-11	0-0	1-2	4-1-5	1	15	3	0	3	0	18
05 Forbes, Bryn, g	4-7	4-6	3-3	0-2-2	0	15	0	0	0	0	21
14 Harris, Eron, g	1-5	0-2	4-4	3-1-4	0	6	1	2	0	0	18
45 Valentine, Denzel, g	5-14	4-9	5-6	1-7-8	0	19	6	1	0	2	27
00 Ahrens, Kyle	2-4	0-0	0-0	2-0-2	1	4	1	0	0	0	7
02 Bess, Javon	1-4	0-1	3-6	0-1-1	1	5	0	1	1	1	10
03 Ellis III, Alvin	0-0	0-0	0-0	0-1-1	2	0	2	0	0	0	7
11 Naim Jr., Lourawls	0-0	0-0	0-0	0-1-1	4	0	3	2	0	0	14
15 Clark Jr., Marvin	2-3	1-2	0-0	0-4-4	3	5	0	2	0	0	12
20 McQuaid, Matt	1-3	1-2	1-2	0-2-2	3	4	1	1	0	0	16
30 Van Dyk, Matt	0-1	0-0	0-0	0-2-2	2	0	0	0	0	0	7
34 Schilling, Gavin	0-3	0-0	3-6	1-1-2	0	3	2	0	0	0	14
41 Wollenman, Colby	1-2	0-0	0-1	0-4-4	1	2	1	1	0	0	10
TEAM				0-2-2			1				
Totals	28-63	10-22	22-33	17-34-51	20	88	22	11	6	3	200

TOTAL FG% 1st: 17-33 51.5% 2nd: 11-30 36.7% Game: 44.4%
 3-Pt. FG% 1st: 7-12 58.3% 2nd: 3-10 30.0% Game: 45.5%
 F Throw % 1st: 11-18 61.1% 2nd: 11-15 73.3% Game: 66.7%

Penn State	FG	3FG	FT	O-D-R	PF	PPTS	A	T	B	S	MIN
00 Banks, Payton, f	4-8	4-5	0-2	1-2-3	0	12	1	0	0	1	27
10 Taylor, Brandon, f	1-6	0-2	0-0	0-3-3	5	2	0	2	0	0	19
32 Dickerson, Jordan, c	0-2	0-0	0-0	1-1-2	5	0	0	0	2	0	18
23 Reeves, Josh, g	2-5	0-0	4-5	0-2-2	0	8	0	1	0	0	21
33 Garner, Shep, g	7-18	4-11	4-4	0-2-2	0	22	2	2	0	1	32
01 Zemgulis, Davis	0-1	0-0	0-0	0-1-1	0	0	0	0	0	0	6
03 Foster, Devin	4-7	1-2	2-2	1-1-2	2	11	5	0	0	1	28
05 Jack, Donovan	1-4	0-0	0-4	2-3-5	5	2	0	1	2	0	11
21 Washington, Isaiah	0-4	0-2	0-0	0-3-3	0	0	0	0	0	0	18
44 Moore, Julian	0-4	0-0	0-2	1-5-6	3	0	1	0	1	0	20
TEAM				3-1-4			3				
Totals	19-59	9-22	10-19	9-24-33	23	57	9	6	5	3	200

TOTAL FG% 1st: 10-33 30.3% 2nd: 9-26 34.6% Game: 32.2%
 3-Pt. FG% 1st: 5-15 33.3% 2nd: 4-7 57.1% Game: 40.9%
 F Throw % 1st: 2-2 100% 2nd: 8-17 47.1% Game: 52.6%

Officials: Bo Boroski, John Higgins, Tom Eades
 Attendance: 14,797 Halftime Score: MSU, 52-27
 Record: MSU 24-5, 11-5; PSU 15-14, 6-10

// Key Moment //

The Spartans were holding an eight point lead with 10:21 to play in the first half. Senior guard Bryn Forbes knocked down a 3-pointer to put MSU ahead by double digits for the second time in the outing, this time for good. The bucket started an 11-0 run for MSU.

// Notes //

MSU made just three of its first 15 shots, but closed the first half by hitting 14 of its final 18 ... The Spartans have won seven-straight against the Nittany Lions ... MSU's 31-point margin of victory is the largest margin of victory over Penn State since winning 86-49 (37 points) on Feb. 20, 2008 ... The Spartans posted 22 assists on 28 made field goals with 10 players adding at least one helper ... Michigan State out-worked PSU, 51-33, on the boards for a +18 margin on the glass. The Spartans' 17 offensive rebounds resulted in 12 second-chance points ... Matt Costello posted his eighth double-double of the year and 11th of his career ... Denzel Valentine posted 19 points, passing Drew Neitzel for 16th place on the all-time scoring list with 1,539 career points.

2015-16 BOX SCORES

30 #2/3 Michigan State 97
 Rutgers 66
 March 2, 2016 • Piscataway, N.J. • Louis Brown Athletic Center

Michigan State	FG	3FG	FT	O-D-R	PFPTS	A	T	B	S	MIN
10 Costello, Matt, f	4-9	0-0	2-4	9-6-15	1	10	2	1	1	22
23 Davis, Deyonta, f	2-5	0-0	2-2	2-3-5	3	6	3	0	0	21
05 Forbes, Bryn, g	11-18	11-16	0-0	2-0-2	0	33	2	0	0	27
14 Harris, Eron, g	6-11	3-4	0-0	2-0-2	1	15	3	0	0	21
45 Valentine, Denzel, g	6-17	2-8	0-0	0-8-8	2	14	8	5	0	30
00 Ahrens, Kyle	1-1	0-0	0-0	0-1-1	0	2	0	1	0	4
02 Bess, Javon	0-0	0-0	0-1	0-1-1	2	0	1	0	1	7
03 Ellis III, Alvin	1-4	0-2	0-0	1-2-3	0	2	5	1	0	12
11 Nairn Jr., Lourawls	0-0	0-0	0-0	0-0-0	1	0	1	0	0	11
15 Clark Jr., Marvin	4-6	0-1	2-3	2-0-2	1	10	0	1	1	12
20 McQuaid, Matt	0-0	0-0	0-0	0-0-0	2	0	1	0	0	12
30 Van Dyk, Matt	1-2	0-0	1-2	1-2-3	0	3	1	1	0	4
34 Schilling, Gavin	0-2	0-0	0-0	2-2-4	2	0	0	2	1	10
41 Wollenman, Colby	1-1	0-0	0-0	0-1-1	2	2	0	0	0	7
TEAM				2-1-3						
Totals	37-76	16-31	7-12	23-27-50	17	97	27	12	4	9 200

TOTAL FG% 1st: 17-38 44.7% 2nd: 20-38 52.6% Game: 48.7%
 3-Pt. FG% 1st: 8-18 44.4% 2nd: 8-13 61.5% Game: 51.6%
 F Throw % 1st: 1-2 50.0% 2nd: 6-10 60.0% Game: 58.3%

Rutgers	FG	3FG	FT	O-D-R	PF	PPTS	A	T	B	S	MIN
01 Hollivay, Rachel, f	3-7	0-0	5-9	1-1-2	1	11	1	1	0	0	35
04 Canty, Briyona, f	6-7	0-0	2-2	1-1-2	3	14	1	2	1	0	31
35 Lewis, Greg, f	1-2	0-0	0-0	0-1-1	1	2	1	0	0	3	18
02 Copper, Kahleah, g	0-4	0-0	0-0	0-1-1	0	0	1	4	0	2	21
03 Scaife, Tyler, g	8-17	1-4	2-3	0-2-2	1	19	6	5	0	0	32
05 Parker, Shrita	2-8	1-4	2-2	0-2-2	1	7	2	2	0	0	17
10 Ferrugiaro, Alana	0-0	0-0	0-0	0-0-0	1	0	0	0	0	0	6
31 Grier, Omari	2-5	1-4	2-2	0-1-1	0	7	1	0	0	0	21
32 Keeling, Desiree	2-2	0-0	2-4	0-3-3	5	6	0	0	0	0	19
TEAM	4-6-10										
Totals	24-52	3-12	15-22	6-18-24	13	66	13	14	4	3	200

TOTAL FG% 1st: 16-24 66.7% 2nd: 8-28 28.6% Game: 46.2%
 3-Pt. FG% 1st: 2-5 40.0% 2nd: 1-7 14.3% Game: 25.0%
 F Throw % 1st: 7-8 87.5% 2nd: 8-14 57.1% Game: 68.2%

Officials: Gene Steratore, Chris Beaver, Rob Riley
 Attendance: 5,561 Halftime Score: MSU, 43-41
 Record: MSU 25-5, 12-5; Rutgers 6-24, 0-17

// Key Moment //

Leading by two at the half, 43-41, the Spartans opened the second on a 20-3 run to open up a 19-point gap. Forbes scored nine of the 20, all coming from beyond the arc.

// Notes //

Michigan State leads the all-time series with Rutgers, 4-0, including a 2-0 advantage in Piscataway ... Bryn Forbes set a Big Ten record, knocking down 11 3-point field goals ... The 11 made 3's broke the school record of 10 set by Chris Hill on Feb. 23, 2003, against Syracuse. Ohio State's Jon Diebler previously owned the record for most 3's in a Big Ten game with 10 at Penn State in 2011 ... Five Spartans scored in double-figures for the second time on the season ... Michigan State grabbed a season-high 23 offensive boards ... It was the sixth time the Spartans have boasted a +20 margin on the glass ... Matt Costello matched his career high with 15 rebounds, including nine on the offensive end, matching the third-best effort in school history ... The Spartans recorded more offensive rebounds than the Scarlet Knights did on the defensive end (18).

31 #2/3 Michigan State 91
 Ohio State 76
 March 5, 2016 • East Lansing, Mich. • Breslin Center

Michigan State	FG	3FG	FT	O-D-R	PF	PPTS	A	T	B	S	MIN
41 Wollenman, Colby, f	0-0	0-0	0-0	0-0-0	1	0	1	1	0	0	4
10 Costello, Matt, c	5-8	0-0	5-6	2-9-11	3	15	3	1	0	0	28
05 Forbes, Bryn, g	4-10	1-6	5-6	0-1-1	1	14	2	0	0	0	35
14 Harris, Eron, g	3-5	0-1	1-2	0-3-3	2	7	7	2	0	0	21
45 Valentine, Denzel, g	9-13	5-6	4-5	0-4-4	1	27	13	2	1	1	36
00 Ahrens, Kyle	0-0	0-0	0-0	0-0-0	0	0	0	0	0	0	1
02 Bess, Javon	0-0	0-0	0-0	0-0-0	0	0	0	0	0	0	1
03 Ellis III, Alvin	2-2	1-1	0-0	0-2-2	2	5	1	2	0	1	6
11 Nairn Jr., Lourawls	0-0	0-0	0-0	0-0-0	2	0	0	4	0	0	11
15 Clark Jr., Marvin	4-4	0-0	0-0	1-4-5	2	8	0	0	2	0	21
20 McQuaid, Matt	2-3	1-2	0-0	0-0-0	1	5	0	1	0	0	10
23 Davis, Deyonta	1-1	0-0	0-0	1-1-2	2	2	1	0	1	1	14
30 Van Dyk, Matt	0-0	0-0	0-0	0-0-0	0	0	0	0	0	0	1
34 Schilling, Gavin	4-5	0-0	0-1	0-3-3	0	8	1	0	0	1	11
TEAM				0-3-3							
Totals	34-51	8-16	15-20	4-30-34	17	91	29	13	4	4	200

TOTAL FG% 1st: 19-28 67.9% 2nd: 15-23 65.2% Game: 66.7%
 3-Pt. FG% 1st: 3-7 42.9% 2nd: 5-9 55.6% Game: 50.0%
 F Throw % 1st: 6-9 66.7% 2nd: 9-11 81.8% Game: 75.0%

Ohio State	FG	3FG	FT	O-D-R	PF	PPTS	A	T	B	S	MIN
00 Mitchell, Mickey, f	2-4	0-1	1-4	2-5-7	5	5	1	2	1	24	
02 Loving, Marc, f	6-9	3-4	6-10	0-3-3	3	21	3	1	0	36	
33 Bates-Diop, Keita, f	3-7	0-2	0-3	0-0-0	4	6	0	1	1	33	
32 Thompson, Trevor, c	3-6	0-0	3-3	0-3-3	3	9	1	1	0	17	
13 Lyle, JaQuan, g	7-12	3-8	1-1	1-4-5	1	18	5	4	0	30	
04 Giddens, Daniel	1-5	0-0	0-0	0-1-1	2	2	0	0	0	3	17
10 Bell, David	0-0	0-0	0-0	0-0-0	0	0	0	0	0	0	1
12 Harris, A.J.	0-2	0-1	0-0	0-0-0	1	0	4	0	0	0	12
15 Williams, Kam	5-12	5-7	0-0	1-2-3	2	15	1	0	2	30	
TEAM				2-0-2				1			
Totals	27-57	11-23	11-21	6-18-24	21	76	15	10	2	8	200

TOTAL FG% 1st: 14-27 51.9% 2nd: 13-30 43.3% Game: 47.4%
 3-Pt. FG% 1st: 6-12 50.0% 2nd: 5-11 45.5% Game: 47.8%
 F Throw % 1st: 3-9 33.3% 2nd: 8-12 66.7% Game: 52.4%

Officials: Terry Wymer, Lamont Simpson, DJ Carstensen
 Attendance: 14,797 Halftime Score: MSU, 47-37
 Record: MSU 26-5, 13-5; OSU 19-12, 11-7

// Key Moment //

Early in the second half, MSU went on a 16-6 run to push a 10-point advantage to 20, 69-49. Over the stretch, 12 of the points came from behind the arc from three different Spartans (Denzel Valentine, Matt McQuaid and Bryn Forbes).

// Notes //

It was MSU's 26th regular-season victory of 2015-16, tying the school record for regular-season wins with the 1990 and 1999 Spartan squads ... MSU shot 66.7 percent (34-of-51) from the field, the highest single-game field goal percentage in a Big Ten conference game this season ... The 2015-16 Spartans set the single-season MSU record for assists with 652 helpers through 31 games ... Senior guard Denzel Valentine netted 27 points, tying for the most by a Spartan senior on Senior Day under Tom Izzo, matching the 27 points Travis Trice scored last season vs. Purdue ... Matt Costello recorded his third-straight double-double, boosting his season total to 10 and 13 for his career ... Costello joined Draymond Green as the only Izzo-era Spartans to average a double-double in BIG action.

2015-16 BOX SCORES



Marvin Clark Jr. (above) scored eight points off the bench against Ohio State.

Ohio native Kyle Ahrens (right) played against Ohio State in the Big Ten Tournament.



One of the most successful senior classes in MSU history was honored during Senior Day ceremonies following the regular-season finale against Ohio State.

#2/3 Michigan State81
Ohio State54
March 11, 2016 • Indianapolis, Ind. • Bankers Life Fieldhouse

Michigan State	FG	3FG	FT	O-D-R	PF	PPTS	A	T	B	S	M	I	N
05 Forbes, Bryn, g	3-8	3-7	0-0	2-1-3	2	9	1	0	0	1	27		
10 Costello, Matt, c	4-5	0-1	2-2	1-3-4	1	10	0	0	0	1	24		
14 Harris, Eron, g	4-9	1-2	4-5	1-1-2	3	13	3	0	0	0	21		
23 Davis, Deyonta, f	6-12	0-0	0-0	5-2-7	1	12	0	1	2	2	22		
45 Valentine, Denzel, g	6-15	3-10	4-4	0-9-9	1	19	8	1	1	2	31		
00 Ahrens, Kyle	0-0	0-0	0-0	0-0-0	0	0	1	0	0	1	1		
02 Bess, Javon	1-1	0-0	0-0	1-1-2	0	2	0	0	0	1	3		
03 Ellis III, Alvin	0-0	0-0	0-0	0-0-0	1	0	2	0	0	1	7		
11 Nairn Jr., Lourawls	1-1	0-0	0-0	0-2-2	1	2	1	1	0	0	18		
15 Clark Jr., Marvin	2-3	1-1	0-1	2-3-5	2	5	0	1	0	0	12		
20 McQuaid, Matt	0-3	0-2	0-0	0-1-1	1	0	1	1	0	0	14		
30 Van Dyk, Matt	2-2	0-0	0-0	0-0-0	0	4	0	0	0	0	2		
34 Schilling, Gavin	2-3	0-0	1-2	0-2-2	2	5	0	3	1	1	14		
41 Wollenman, Colby	0-2	0-0	0-0	1-1-2	0	0	0	0	0	0	4		
TEAM				1-0-1									
Totals	31-64	8-23	11-14	14-26-40	15	81	17	8	4	10	200		

TOTAL FG% 1st: 11-31 35.5% 2nd: 20-33 60.6% Game: 48.4%
3-Pt. FG% 1st: 4-14 28.6% 2nd: 4-9 44.4% Game: 34.8%
F Throw % 1st: 7-9 77.8% 2nd: 4-5 80.0% Game: 78.6%

Ohio State	FG	3FG	FT	O-D-R	PF	PPTS	A	T	B	S	M	I	N
00 Mitchell, Mickey, f	1-4	0-0	0-0	1-4-5	0	2	0	3	1	0	24		
02 Loving, Marc, f	3-8	0-3	3-4	2-4-6	2	9	1	4	0	0	33		
13 Lyle, JaQuan, g	3-8	1-3	3-4	0-3-3	2	10	1	5	0	2	29		
32 Thompson, Trevor, c	4-5	0-0	0-0	0-1-1	2	8	0	1	1	0	20		
33 Bates-Diop, Keita, f	2-10	0-2	0-1	1-5-6	2	4	2	0	2	1	34		
04 Giddens, Daniel	3-4	0-0	1-1	2-1-3	4	7	0	0	0	2	17		
10 Bell, David	0-0	0-0	0-0	0-0-0	1	0	0	0	0	0	3		
12 Harris, A.J.	4-8	0-3	0-1	0-0-0	1	8	2	1	0	0	22		
15 Williams, Kam	3-7	0-0	0-0	0-1-1	2	6	2	0	0	1	18		
TEAM				3-1-4									
Totals	23-54	1-11	7-11	9-20-29	16	54	8	14	6	4	200		

TOTAL FG% 1st: 11-27 40.7% 2nd: 12-27 44.4% Game: 42.6%
3-Pt. FG% 1st: 0-4 0.0% 2nd: 1-7 14.3% Game: 9.1%
F Throw % 1st: 4-7 57.1% 2nd: 3-4 75.0% Game: 63.6%

Officials: Terry Wymer, Bo Boroski & Donnie Epley
Attendance: 15,942 Halftime Score: MSU, 33-26
Record: MSU 27-5, OSU 19-13

// Key Moment //

The Spartans came out of halftime and went on an 18-6 run to push their lead back out to double digits after the Buckeyes cut it down to seven heading into the locker room. MSU scored the first eight points of the second half.

// Notes //

Michigan State moved to 25-14 all-time in the Big Ten Tournament, including four wins against Ohio State ... MSU advanced to the Big Ten Tournament semifinals for the sixth-straight year and the Spartans improved to 13-6 in the quarterfinals, including 8-2 in Indianapolis ... MSU defeated Ohio State by an average margin of +20.3 in three games in 2015-16 ... The 27-point victory was Michigan State's largest in the Big Ten Tournament and the largest over Ohio State in program history ... Denzel Valentine led all scorers with 19 points and finished one rebound and two assists shy of a triple-double.

2015-16 BOX SCORES

GAME
33

 #2/3 Michigan State. 64
 #18/15 Maryland. 61
 March 12, 2016 • Indianapolis, Ind. • Bankers Life Fieldhouse

Michigan State	FG	3FG	FT	O-D-R	PF	PPTS	A TO	B	S	MIN
05 Forbes, Bryn, g	2-6	0-4	0-0	0-3-3	1	4	1	0	0	35
10 Costello, Matt, c	2-5	0-0	6-6	2-3-5	1	10	2	4	0	26
14 Harris, Eron, g	3-7	2-3	0-0	0-0-0	4	8	0	1	1	22
23 Davis, Deyonta, f	3-6	0-0	0-0	0-5-5	4	6	1	0	2	30
45 Valentine, Denzel, g	4-12	2-5	8-9	0-7-7	1	18	10	4	0	37
03 Ellis III, Alvin	2-5	2-5	0-0	1-0-1	2	6	0	0	0	12
11 Nairn Jr., Lourawls	1-1	0-0	0-0	0-0-0	0	2	1	1	0	6
15 Clark Jr., Marvin	2-5	1-1	0-0	0-1-1	3	5	0	1	0	10
20 McQuaid, Matt	1-2	1-1	0-0	0-2-2	2	3	0	0	0	8
34 Schilling, Gavin	1-1	0-0	0-0	1-3-4	0	2	0	0	1	14
TEAM				6-4-10		2				
Totals	21-50	8-19	14-15	10-28-38	18	64	15	13	4	1200

TOTAL FG% 1st: 15-29 51.7% 2nd: 6-21 28.6% Game: 42.0%
 3-Pt. FG% 1st: 5-11 45.5% 2nd: 3-8 37.5% Game: 42.1%
 F Throw % 1st: 6-6 100% 2nd: 8-9 88.9% Game: 93.3%

Maryland	FG	3FG	FT	O-D-R	PF	PPTS	A TO	B	S	MIN
00 Rasheed Sulaimon, g	3-10	2-4	1-3	0-2-2	1	9	3	1	0	38
02 Melo Trimble, g	2-15	1-7	6-6	0-3-3	1	11	2	0	0	35
04 Robert Carter, f	6-10	3-5	3-4	5-3-8	3	18	2	1	0	32
10 Jake Layman, f	2-8	1-4	4-4	1-5-6	4	9	1	2	0	29
33 Diamond Stone, f	4-9	0-0	1-2	2-4-6	2	9	1	0	1	31
01 Jaylen Brantley	0-0	0-0	0-0	0-0-0	0	0	0	0	0	3
11 Jared Nickens	1-2	1-2	0-0	0-1-1	0	3	0	0	0	15
35 Damonte Dodd	0-0	0-0	2-2	2-0-2	3	2	0	0	1	17
TEAM				1-2-3	1	2				
Totals	18-54	8-22	17-21	11-20-31	15	61	9	6	1	200

TOTAL FG% 1st: 11-29 37.9% 2nd: 7-25 28.0% Game: 33.3%
 3-Pt. FG% 1st: 6-11 54.5% 2nd: 2-11 18.2% Game: 36.4%
 F Throw % 1st: 5-6 83.3% 2nd: 12-15 80.0% Game: 81.0%

Officials: Gene Steratore, Terry Wymer & Bo Boroski
 Attendance: 18,339 Halftime Score: MSU, 41-33
 Record: MSU 28-5, Maryland 25-8

// Key Moment //

Leading the Terrapins 60-59 with 29 seconds to play, freshman forward Deyonta Davis made the biggest block of the season, turning away a floater by Diamond Stone that led to a Bryn Forbes rebound and a pair of free throws by Denzel Valentine to ice the game.

// Notes //

The Spartans improved to 6-7 in the semifinals, including having won four of their last five ... MSU beat Maryland in the semifinals of the Big Ten Tournament for the second-straight season ... With eight 3-pointers, Michigan State topped 300 treys for just the second time in program history (302) ... A total of 10 different Spartans saw action and all 10 scored, including five players scoring six or more points, paced by Denzel Valentine with 18 points ... MSU shot a season-best .933 (14-of-15) from the foul line, marking the second-best effort by a Spartan squad in the Big Ten Tournament, and the best effort with 10 or more attempts.

Deyonta Davis finished strong against Maryland, tallying six points in 30 minutes against the Terps.



Alvin Ellis III knocked down a pair of 3-pointers against the Terrapins. Ellis went 2-of-5 from the field in just 12 minutes of action.



2015-16 BOX SCORES



The Spartans (above) captured their fifth Big Ten Tournament championship with a 66-62 win over Purdue.

Big Ten Tournament Most Outstanding Player Denzel Valentine (below) nearly averaged a triple-double for the tournament with 17.3 points, 9.0 assists and 8.7 rebounds.



34 #2/3 Michigan State. 66
 #13/13 Purdue. 62
 March 13, 2016 • Indianapolis, Ind. • Bankers Life Fieldhouse

Michigan State	FG	3FG	FT	O-D-R	PF	PPTS	A	T	B	S	M IN
05 Forbes, Bryn, g	2-8	1-6	4-4	0-0-0	1	9	0	1	0	0	30
10 Costello, Matt, c	4-8	0-1	0-1	0-4-4	4	8	1	2	4	1	24
14 Harris, Eron, g	2-8	1-3	2-2	1-4-5	1	7	0	0	0	0	28
23 Davis, Deyonta, f	3-4	0-0	0-0	2-2-4	3	6	0	0	0	0	15
45 Valentine, Denzel, g	6-13	3-6	0-0	1-9-10	1	15	9	3	1	0	35
02 Bess, Javon	0-1	0-0	0-0	0-0-0	1	0	0	0	0	0	1
03 Ellis III, Alvin	2-3	1-1	0-0	0-4-4	0	5	1	0	0	0	9
11 Nairn Jr., Lourawls	1-3	0-0	0-0	0-1-1	0	2	2	0	0	0	8
15 Clark Jr., Marvin	1-4	1-3	0-0	2-2-4	5	3	1	2	0	0	13
20 McQuaid, Matt	1-1	1-1	0-0	1-0-1	1	3	0	0	0	0	9
34 Schilling, Gavin	1-5	0-0	2-2	2-0-2	0	4	0	0	0	0	16
41 Wollenman, Colby	2-2	0-0	0-0	2-3-5	2	4	1	1	0	0	12
TEAM				1-0-1				1			
Totals	25-60	8-21	8-9	12-29-41	19	66	15	10	5	1	200

TOTAL FG% 1st: 14-34 41.2% 2nd: 11-26 42.3% Game: 41.7%
 3-Pt. FG% 1st: 4-12 33.3% 2nd: 4-9 44.4% Game: 38.1%
 F Throw % 1st: 4-4 100% 2nd: 4-5 80.0% Game: 88.9%

Purdue	FG	3FG	FT	O-D-R	PF	PPTS	A TO	B	S	M IN
03 Thompson, P.J., g	1-2	1-1	0-0	2-1-3	0	3	1	0	0	17
12 Edwards, Vince, f	6-18	0-6	7-8	1-1-2	2	19	0	0	0	34
20 Hammons, A.J., c	4-10	0-0	3-4	0-9-9	3	11	2	1	1	32
35 Davis, Raphael, g	1-5	0-2	2-3	0-1-1	2	4	3	0	0	34
50 Swanigan, Caleb, f	4-11	0-3	3-4	0-5-5	2	11	0	1	1	32
01 Hill, Johnny	2-3	1-1	2-2	1-1-2	1	7	1	1	2	23
14 Cline, Ryan	0-0	0-0	0-0	0-1-1	0	0	1	0	0	7
31 Mathias, Dakota	1-2	1-2	0-0	0-1-1	1	3	2	0	0	15
44 Haas, Isaac	2-4	0-0	0-0	1-2-3	3	4	0	2	0	8
TEAM				2-2-4						
Totals	21-55	3-15	17-21	7-24-31	14	62	10	5	4	200

TOTAL FG% 1st: 10-30 33.3% 2nd: 11-25 44.0% Game: 38.2%
 3-Pt. FG% 1st: 0-7 0.0% 2nd: 3-8 37.5% Game: 20.0%
 F Throw % 1st: 6-8 75.0% 2nd: 11-13 84.6% Game: 81.0%

Officials: Gene Steratore, Terry Wymer & Ted Valentine
 Attendance: 16,429 Halftime Score: MSU, 36-26
 Record: MSU 29-5, Purdue 26-8

// Key Moment //

For the second-consecutive game, the Spartans found themselves in a one possession game late. With 13 seconds to play, leading the Boilermakers 64-62, Matt Costello swatted Johnny Hill's floater to lead to a pair of Bryn Forbes free throws.

// Notes //

Michigan State improved to 27-14 all-time in the Big Ten Tournament ... MSU became the first Big Ten school to hold five tournament titles ... Senior guard Denzel Valentine was named the Big Ten Tournament Most Outstanding Player after averaging 17.3 points, 9.0 assists and 8.7 rebounds in MSU's three Big Ten Tournament games ... The Spartans drained eight 3-pointers, setting a new program record for 3-pointers in a season ... Michigan State's senior class tied for the second-winningest class in school history with 112 wins, matching the 2002 and 2015 classes ... Denzel Valentine logged his second-straight double-double with 15 points and 10 rebounds, again just missing a triple-double by adding nine assists ... Matt Costello recorded four blocks, establishing a new MSU single-season blocks record with 145.

2015-16 BOX SCORES

35
 GAME

 Middle Tennessee State 90
 #2/2 Michigan State. 81
 March 18, 2016 • St. Louis, Mo. • Scottrade Center

Michigan State	FG	3FG	FT	O-D-R	PFPTS	A TO	B	S MIN
10 Costello, Matt, f	9-10	0-0	4-5	2-7-9	3	22	2	0 1 1 31
23 Davis, Deyonta, f	5-8	0-0	0-0	2-1-3	2	10	0	0 1 0 15
05 Forbes, Bryn, g	4-12	4-10	2-2	0-0-0	3	14	1	1 0 1 30
14 Harris, Eron, g	3-3	2-2	1-2	1-3-4	3	9	2	5 0 0 24
45 Valentine, Denzel, g	5-13	3-8	0-0	2-4-6	4	13	12	6 0 2 37
00 Ahrens, Kyle	0-0	0-0	0-0	0-0-0	0	0	0	0 0 0 0 0+
02 Bess, Javon	0-0	0-0	0-0	0-1-1	1	0	1	0 0 0 7
03 Ellis III, Alvin	1-1	0-0	0-0	0-0-0	0	2	0	0 0 2 8
11 Nairn Jr., Lourawls	0-0	0-0	0-0	0-0-0	0	0	1	1 0 0 7
15 Clark Jr., Marvin	1-1	1-1	0-0	0-0-0	0	3	0	0 0 0 4
20 McQuaid, Matt	1-3	1-3	0-0	0-1-1	1	3	0	1 0 0 14
25 Goins, Kenny	0-1	0-0	0-0	0-0-0	0	0	1	0 0 0 4
30 Van Dyk, Matt	0-0	0-0	0-0	0-0-0	0	0	0	0 0 0 0 0+
34 Schilling, Gavin	1-2	0-0	1-4	1-2-3	4	3	0	0 0 0 13
41 Wollenman, Colby	0-0	0-0	2-2	0-3-3	1	2	0	0 0 0 6

TEAM

Totals 30-54 11-24 10-15 8-22-30 22 81 20 14 2 6 200

 TOTAL FG% 1st: 13-26 50.0% 2nd: 17-28 60.7% Game: 55.6%
 3-Pt. FG% 1st: 4-8 50.0% 2nd: 7-16 43.8% Game: 45.8%
 F Throw % 1st: 5-7 71.4% 2nd: 5-8 62.5% Game: 66.7%

MTSU	FG	3FG	FT	O-D-R	PFPTS	A TO	B	S MIN
00 Harris,Darnell, f	5-13	3-5	2-3	2-1-3	4	15	2	2 0 0 28
30 Upshaw,Reggie, f	8-14	3-6	2-7	3-1-4	3	21	4	3 3 1 38
02 Buford,Perrin, g	6-11	0-0	3-5	1-6-7	2	15	6	3 1 0 39
10 Raymond,Jaqawn, g	4-7	2-3	1-1	1-3-4	2	11	3	0 0 2 37
20 Potts,Giddy, g	6-10	3-5	4-4	0-5-5	0	19	1	0 1 2 39
04 Habersham,Xavier	0-0	0-0	0-0	0-0-0	0	0	0	1 0 0 3
15 Foote,Aldonis	2-2	0-0	0-0	1-1-2	2	4	0	0 0 1 8
24 Copeland,Quavius	1-1	0-0	1-1	0-0-0	0	3	0	1 0 0 3
25 Gamble,Karl	1-1	0-0	0-0	1-0-1	0	2	0	0 0 0 5

TEAM

Totals 33-59 11-19 13-21 10-18-28 13 90 16 10 5 6 200

 TOTAL FG% 1st: 16-29 55.2% 2nd: 17-30 56.7% Game: 55.9%
 3-Pt. FG% 1st: 8-12 66.7% 2nd: 3-7 42.9% Game: 57.9%
 F Throw % 1st: 1-1 100% 2nd: 12-20 60.0% Game: 61.9%

 Officials: Bryan Kersey, Clarence Armstrong, Brett Nansel
 Attendance: 14,250 Halftime Score: MTSU, 41-35
 Record: MSU 29-6, MTSU 25-9

// Key Moment //

Trailing 79-76 with 3:21 left, the Spartans held MTSU without a point for more than two minutes. Michigan State, however, could not make up any ground with a pair of turnovers, two missed 3-pointers and a missed free throw in its next five possessions.

// Notes //

The Spartans appeared in their 19th-straight NCAA Tournament, marking the Big Ten's longest streak ever, and the fourth-longest streak in NCAA history ... Matt Costello matched his career high with 22 points ... Denzel Valentine's 12 assists matched the third-best total in MSU NCAA Tournament history and were the most ever by a Spartan other than Magic Johnson ... Middle Tennessee's .559 FG% and .579 3FG% were season highs for a Spartan opponent, while the 90 points by the Blue Raiders were the most by any MSU opponent in regulation ... Valentine played in his 144th career game, finishing third on the MSU career chart.



Matt Costello (above) tied his career high with 22 points against Middle Tennessee State.

The Spartans (below) made their 19th-straight NCAA Tournament appearance under Tom Izzo.



2015-16 STATISTICS

ALL GAMES: 29-6

##	Player	gp-gs	min	avg	fg-fga	fg%	3fg-fga	3fg%	ft-fia	ft%	off	def	tot	avg	pf	dg	a	to	bik	stl	pts	avg
45	Valentine, Denzel	31-30	1022	33.0	205-444	.462	104-234	.444	81-95	.853	25	209	234	7.5	52	0	241	85	7	32	595	19.2
05	Forbes, Bryn	35-34	981	28.0	165-343	.481	112-233	.481	63-75	.840	12	61	73	2.1	51	0	51	30	1	14	505	14.4
10	Costello, Matt	35-35	802	22.9	148-264	.561	2-8	.250	76-101	.752	102	185	287	8.2	75	1	46	38	42	23	374	10.7
14	Harris, Eron	35-22	732	20.9	108-249	.434	43-98	.439	67-84	.798	26	66	92	2.6	77	1	73	53	3	9	326	9.3
23	Davis, Deyonta	35-16	650	18.6	119-199	.598	0-0	.000	23-38	.605	72	119	191	5.5	80	1	26	30	64	9	261	7.5
15	Clark Jr., Marvin	30-1	292	9.7	45-83	.542	11-26	.423	15-20	.750	22	53	75	2.5	48	2	10	19	11	8	116	3.9
34	Schilling, Gavin	24-4	301	12.5	33-66	.500	0-0	.000	24-39	.615	25	50	75	3.1	43	1	15	21	8	8	90	3.8
20	McQuaid, Matt	35-1	553	15.8	44-113	.389	27-66	.409	8-11	.727	10	19	29	0.8	59	0	57	27	10	13	123	3.5
02	Bess, Javon	32-13	352	11.0	31-72	.431	1-9	.111	31-54	.574	23	51	74	2.3	39	1	22	13	7	9	94	2.9
11	Naim Jr., Lourawls	28-18	523	18.7	33-87	.379	3-16	.188	10-23	.435	3	28	31	1.1	41	0	92	26	1	8	79	2.8
03	Ellis III, Alvin	33-0	251	7.6	28-66	.424	14-35	.400	17-24	.708	11	37	48	1.5	27	0	35	14	4	13	87	2.6
25	Goins, Kenny	26-0	266	10.2	20-29	.690	0-0	.000	12-21	.571	24	51	75	2.9	32	1	20	15	11	4	52	2.0
41	Wollenman, Colby	31-1	187	6.0	13-24	.542	0-0	.000	11-15	.733	18	32	50	1.6	29	0	20	16	4	1	37	1.2
00	Ahrens, Kyle	26-0	86	3.3	10-24	.417	4-13	.308	7-10	.700	8	8	16	0.6	10	0	7	9	2	2	31	1.2
30	Van Dyk, Matt	21-0	49	2.3	7-14	.500	0-0	.000	9-13	.692	2	11	13	0.6	8	0	4	3	2	3	23	1.1
51	Roy, Greg	3-0	3	1.0	0-1	.000	0-1	.000	0-0	.000	0	0	0	0.0	0	0	0	0	1	0	0	0.0
Team											44	47	91				16					
Total.....		35	7050		1009-2078	.486	321-739	.434	454-623	.729	427	1027	1454	41.5	671	8	719	416	177	156	2793	79.8
Opponents.....		35	7050		774-2025	.382	204-658	.310	493-690	.714	330	725	1055	30.1	610	-	377	335	115	187	2245	64.1

Score by Periods	1st	2nd	OT	Totals
Michigan State	1299	1469	25	2793
Opponents	1080	1145	20	2245

BIG TEN GAMES: 13-5/2nd

##	Player	gp-gs	min	avg	fg-fga	fg%	3fg-fga	3fg%	ft-fia	ft%	off	def	tot	avg	pf	dg	a	to	bik	stl	pts	avg
45	Valentine, Denzel	15-14	515	34.3	111-231	.481	57-115	.496	29-35	.829	13	90	103	6.9	25	0	117	39	2	16	308	20.5
05	Forbes, Bryn	18-17	522	29.0	95-192	.495	66-129	.512	29-35	.829	7	32	39	2.2	28	0	33	13	1	6	285	15.8
10	Costello, Matt	18-18	434	24.1	92-160	.575	2-4	.500	39-56	.696	70	112	182	10.1	39	0	25	21	23	16	225	12.5
14	Harris, Eron	18-17	409	22.7	62-142	.437	25-56	.446	29-33	.879	15	29	44	2.4	42	1	35	27	0	3	178	9.9
23	Davis, Deyonta	18-12	341	18.9	52-91	.571	0-0	.000	14-24	.583	30	70	100	5.6	45	1	19	15	33	4	118	6.6
34	Schilling, Gavin	18-4	222	12.3	26-50	.520	0-0	.000	17-26	.654	20	41	61	3.4	32	1	15	17	4	7	69	3.8
20	McQuaid, Matt	18-1	311	17.3	24-64	.375	14-35	.400	7-9	.778	4	10	14	0.8	32	0	30	14	3	5	69	3.8
15	Clark Jr., Marvin	15-1	150	10.0	20-36	.556	5-10	.500	8-11	.727	9	27	36	2.4	27	1	7	7	8	5	53	3.5
25	Goins, Kenny	12-0	152	12.7	10-15	.667	0-0	.000	8-12	.667	11	21	32	2.7	15	0	9	3	4	3	28	2.3
03	Ellis III, Alvin	17-0	130	7.6	11-36	.306	6-19	.316	7-10	.700	5	20	25	1.5	14	0	22	10	3	9	35	2.1
11	Naim Jr., Lourawls	11-5	174	15.8	9-26	.346	0-2	.000	2-3	.667	0	10	10	0.9	17	0	30	14	1	1	20	1.8
02	Bess, Javon	16-0	113	7.1	5-20	.250	0-2	.000	10-20	.500	8	11	19	1.2	17	1	5	5	3	2	20	1.3
00	Ahrens, Kyle	14-0	41	2.9	5-14	.357	2-7	.286	5-6	.833	4	4	8	0.6	4	0	5	5	0	0	17	1.2
30	Van Dyk, Matt	12-0	30	2.5	3-8	.375	0-0	.000	6-8	.750	1	6	7	0.6	6	0	2	3	1	2	12	1.0
41	Wollenman, Colby	17-1	78	4.6	3-4	.750	0-0	.000	3-5	.600	5	12	17	1.0	15	0	10	6	1	0	9	0.5
51	Roy, Greg	3-0	3	1.0	0-1	.000	0-1	.000	0-0	.000	0	0	0	0.0	0	0	0	1	0	0	0	0.0
Team											19	20	39				10					
Total.....		18	3625		528-1090	.484	177-380	.466	213-293	.727	221	515	736	40.9	358	5	364	210	87	79	1446	80.3
Opponents.....		18	3625		410-1041	.394	116-346	.335	266-365	.729	174	381	555	30.8	295	-	197	171	70	90	1202	66.8

Score by Periods	1st	2nd	OT	Totals
Michigan State	676	761	9	1446
Opponents	595	597	10	1202

2015-16 BIG TEN RECAP

2015-16 BIG TEN STANDINGS

	Big Ten			Overall		
	W	L	Pct.	W	L	Pct.
1. Indiana %	15	3	.833	27	8	.771
2. Michigan State #13	5	7	.722	29	6	.829
3. Maryland	12	6	.667	27	9	.750
Purdue	12	6	.667	26	9	.743
Iowa	12	6	.667	22	11	.667
Wisconsin	12	6	.667	22	13	.629
7. Ohio State	11	7	.611	21	14	.600
8. Michigan	10	8	.556	23	13	.639
9. Northwestern	8	10	.444	20	12	.625
10. Penn State	7	11	.389	16	16	.500
11. Nebraska	6	12	.333	16	18	.471
12. Illinois	5	13	.278	15	19	.441
13. Minnesota	2	16	.111	8	23	.258
14. Rutgers	1	17	.056	7	25	.219

% Big Ten Champion # Big Ten Tournament Champion

MSU IN BIG TEN STATS

Team (All Games)		Individual (All Games - Top 10)	
Scoring Offense	2nd (79.8)	Matt Costello	
Scoring Defense	2nd (64.1)	Rebounding	3rd (8.2)
Scoring Margin	1st (+15.7)	Off. Rebounds	2nd (2.9)
Free-Throw Pct.	7th (.729)	Def. Rebounds	T-5th (5.3)
Field-Goal Pct.	3rd (.486)	DeYonta Davis	
FG Pct. Defense	1st (.382)	Field Goal Pct.	2nd (.598)
3-Pt. FG Pct.	1st (.434)	Blocked Shots	3rd (1.8)
3-Pt. FG Pct. Def.	1st (.310)	Off. Rebounds	7th (2.1)
Rebounding Off.	1st (41.5)	Bryn Forbes	
Rebounding Def.	1st (30.1)	3-Pt. FG Pct.	1st (.481)
Rebounding Margin	1st (+11.4)	Lourawls Nairn Jr.	
Blocked Shots	3rd (5.1)	Assist/TO	1st (3.5)
Assists	1st (20.5)	Denzel Valentine	
Steals	12th (4.5)	Scoring	1st (19.2)
Turnover Margin	13th (-2.3)	Rebounding	7th (7.5)
Assist/TO Ratio	1st (1.7)	3-Pt. FG Pct.	4th (.44.4)
Offensive Reb.	1st (12.2)	Free Throw Pct.	3rd (.85.3)
Defensive Reb.	2nd (29.3)	Assists	1st (7.8)
Offensive Reb. Pct.	2nd (.371)	3-Pt. FG Made	1st (3.4)
Defensive Reb. Pct.	2nd (.757)	Assist/TO	3rd (2.8)
3-Point FG Made	3rd (9.2)	Def. Rebounds	1st (6.7)

2015-16 ALL-BIG TEN TEAMS

Media	Coaches
FIRST TEAM	FIRST TEAM
YOGI FERRELL, Indiana	YOGI FERRELL, Indiana
JARROD UTHOFF, Iowa	JARROD UTHOFF, Iowa
DENZEL VALENTINE, Michigan St.	DENZEL VALENTINE, Michigan St.
A.J. Hammons, Purdue	A.J. Hammons, Purdue
Nigel Hayes, Wisconsin	Nigel Hayes, Wisconsin
SECOND TEAM	SECOND TEAM
Malcolm Hill, Illinois	Malcolm Hill, Illinois
Peter Jok, Iowa	Peter Jok, Iowa
Melo Trimble, Maryland	Melo Trimble, Maryland
Bryn Forbes, Michigan State	Bryn Forbes, Michigan State
Matt Costello, Michigan State	Shavon Shields, Nebraska
THIRD TEAM	THIRD TEAM
Troy Williams, Indiana	Thomas Bryant, Indiana
Diamond Stone, Maryland	Troy Williams, Indiana
Shavon Shields, Nebraska	Diamond Stone, Maryland
Brandon Taylor, Penn State	Derrick Walton Jr., Michigan
Ethan Happ, Wisconsin	Matt Costello, Michigan State
HONORABLE MENTION	Bronson Koenig, Wisconsin
Thomas Bryant, Indiana	HONORABLE MENTION
Mike Gesell, Iowa	Robert Carter, Jr., Maryland
Adam Woodbury, Iowa	Jake Layman, Maryland
Robert Carter, Jr., Maryland	Rasheed Sulaimon, Maryland
Jake Layman, Maryland	Zak Irvin, Michigan
Rasheed Sulaimon, Maryland	Andrew White III, Nebraska
Zak Irvin, Michigan	Bryant McIntosh, Northwestern
Derrick Walton Jr., Michigan	Keita Bates-Diop, Ohio State
Andrew White III, Nebraska	Marc Loving, Ohio State
Tre Demps, Northwestern	Jae'Sean Tate, Ohio State
Bryant McIntosh, Northwestern	Brandon Taylor, Penn State
Keita Bates-Diop, Ohio State	Vince Edwards, Purdue
Marc Loving, Ohio State	Ethan Happ, Wisconsin
Jae'Sean Tate, Ohio State	ALL-FRESHMAN TEAM
Rapheal Davis, Purdue	THOMAS BRYANT, Indiana
Vince Edwards, Purdue	Diamond Stone, Maryland
Caleb Swanigan, Purdue	Jordan Murphy, Minnesota
Corey Sanders, Rutgers	Caleb Swanigan, Purdue
Bronson Koenig, Wisconsin	ETHAN HAPP, Wisconsin
PLAYER OF THE YEAR	
Denzel Valentine, Michigan State	
FRESHMAN OF THE YEAR	
Ethan Happ, Wisconsin	
COACH OF THE YEAR	
Tom Crean, Indiana	

2016 BIG TEN TOURNAMENT RESULTS

Wednesday, March 9, 2016

Illinois 85, Minnesota 52
Nebraska 89, Rutgers 72

Thursday, March 10, 2016

Michigan 72, Northwestern 70 (OT)
Illinois 68, Iowa 66
Ohio State 79, Penn State 75
Nebraska 70, Wisconsin 58

Friday, March 11, 2016

Michigan 72, Indiana 69
Purdue 89, Illinois 58
Michigan State 81, Ohio State 54
Maryland 97, Nebraska 86

Saturday, March 12, 2016

Purdue 76, Michigan 59
Michigan State 64, Maryland 61

Sunday, March 13, 2016

Michigan State 66, Purdue 62

2016 All-Tournament Team

Zak Irvin, Michigan
Denzel Valentine, Michigan State
Shavon Shields, Nebraska
Vince Edwards, Purdue
A.J. Hammons, Purdue

2016 Most Outstanding Player

Denzel Valentine, Michigan State




ELITE

MICHIGAN STATE BASKETBALL

HISTORY

AND
TRADITION



MSUSPARTANS.COM

1979 NCAA CHAMPIONS

The 1978-79 season was truly a magical one for Coach Jud Heathcote and his Michigan State Spartans. Blending a perfect combination of individual ability, enthusiasm and teamwork, Heathcote formed a cohesive unit that captivated the nation and sellout crowds at Jenison Field House.


The Spartans compiled a 26-6 overall record and went 13-5 in the Big Ten to share the league crown with Purdue and Iowa.

State steamrolled through the NCAA Tournament, ending the season on top of the college basketball world with a 75-64 victory over Larry Bird and unbeaten Indiana State.

The 1978-79 squad gathered at Jenison Field House on Aug. 12, 1989, to play one more game against a team of former Spartan All-Stars. On a hot, sweltering night, the National Championship squad, led by Earvin Johnson's 25 points and 17 rebounds, topped the All-Stars, 95-93, before a sellout crowd of 10,004.




All-Americans Earvin "Magic" Johnson and Greg Kelser led the Spartans to the 1979 NCAA Championship.



Senior Greg Kelser (bottom far right), junior Terry Donnelly (above left) and sophomore Earvin Johnson (above right) enjoyed cutting down the nets.



Jud Heathcote guided the Spartans to the NCAA title in just his third season in East Lansing.



The 1979 title game was the first of many great meetings between Earvin Johnson and Larry Bird (33).



Stars like ISU's Larry Bird and MSU's Greg Kelser helped make the 1979 title game the highest rated game in college basketball history.



2000 NCAA CHAMPIONS

Tom Izzo talked to his team about leaving its mark on the program. The 1999-2000 Spartans did more than leave their mark; they set the standard by which all future Michigan State teams would be measured.

Part of being a champion is winning titles, which the Spartans accomplished in winning the National Championship, a third straight Big Ten Championship and a second consecutive Big Ten Tournament title. MSU's three consecutive conference crowns marked only the eighth time in league history that a team has won three straight titles.

A champion is also measured by its character. The Spartans displayed their relentless spirit in overcoming many different forms of adversity during the season. From playing the first 13 games of the season without All-America guard Mateen Cleaves to fighting back from significant second-half deficits in three NCAA Tournament games, Michigan State played with contagious emotion.

Finishing the season 32-7, the Spartans capped their championship run with an 89-76 victory over Florida on April 3, 2000, in the RCA Dome in Indianapolis. Michigan State became the first championship team to defeat all six of its NCAA opponents by double figures since the NCAA Tournament expanded to 64 teams.




Tom Izzo guided MSU to the title in his fifth season.



Seniors A.J. Granger (below), Morris Peterson (above) and Mateen Cleaves (left) closed their careers with a national title.



BIG TEN CHAMPIONSHIP TEAMS

**1956-57 BIG TEN CHAMPIONS***16-10 Overall, 10-4 Big Ten*

MSU won its first Big Ten Championship under Coach Forrest Anderson. After opening the season with a 4-7 record, the Spartans won 10 in a row and 12-of-13 to capture a league title and advance to the school's first Final Four.

**1958-59 BIG TEN CHAMPIONS***19-4 Overall, 12-2 Big Ten*

Led by All-American Johnny Green, the Spartans cruised to a Big Ten Championship, winning the league by four games. MSU fell one game short of the Final Four.

**1966-67 BIG TEN CHAMPIONS***16-7 Overall, 10-4 Big Ten*

Michigan State won its last four games to claim a share of the Big Ten Championship. Indiana, however, earned the NCAA Tournament bid, ending MSU's year in the regular season.

**1977-78 BIG TEN CHAMPIONS***25-5 Overall, 15-3 Big Ten*

The 1977-78 Spartans established new team highs for overall and Big Ten victories. MSU won the league by three games and fell one game short of making the Final Four.

**1979 NCAA CHAMPIONS****1978-79 BIG TEN CHAMPIONS***26-6 Overall, 13-5 Big Ten*

After opening Big Ten play at 4-4, MSU won nine straight games to claim a share of the league. All-Americans Greg Kelser and Earvin Johnson then led MSU to its first National Championship, winning every game by double figures.

**1989-90 BIG TEN CHAMPIONS***28-6 Overall, 15-3 Big Ten*

The Spartans closed the season with 10 straight conference wins to claim the league title. Junior All-American Steve Smith paced the Spartans, who fell to Georgia Tech in overtime in the NCAA Tournament Sweet 16.

BIG TEN CHAMPIONSHIP TEAMS

**1997-98 BIG TEN CHAMPIONS***22-8 Overall, 13-3 Big Ten*

Sophomore Mateen Cleaves was named Big Ten Player of the Year as he helped take a team that finished sixth in the league a year before to the first league championship of the Tom Izzo era and a trip to the NCAA Sweet 16.

**1998-99 BIG TEN CHAMPIONS****1999 BIG TEN TOURNAMENT CHAMPS***33-5 Overall, 15-1 Big Ten*

MSU established a team and Big Ten record by winning 33 games, including a 15-1 league record. After losing the Big Ten opener, the Spartans won 22 straight games, capturing the Big Ten Tournament and advancing to the Final Four.

**2000 NCAA CHAMPIONS****1999-2000 BIG TEN CHAMPIONS****2000 BIG TEN TOURNAMENT CHAMPS***32-7 Overall, 13-3 Big Ten*

MSU won its third-straight Big Ten Championship and the second NCAA Championship in school history. The Spartans won 20 of their final 22 games, including the last 11 to win a regular-season championship, a Big Ten Tournament title and an NCAA Championship.

**2000-01 BIG TEN CHAMPIONS***28-5 Overall, 13-3 Big Ten*

The Spartans became the fourth Big Ten team to win four consecutive league titles. MSU also became the ninth school in NCAA Tournament history to make three straight Final Fours.

**2008-09 BIG TEN CHAMPIONS***31-7 Overall, 15-3 Big Ten*

Michigan State set a school record with eight conference road wins en route to winning the league title by four games, tying the second-largest margin in Big Ten history. MSU then advanced to its fifth Final Four under Coach Izzo, advancing all the way to the title game.

**2009-10 BIG TEN CHAMPIONS***28-9 Overall, 14-4 Big Ten*

Michigan State set a school mark by winning its first nine conference games. After dropping four of the next six, the Spartans closed with three league wins to claim a share of a second-straight crown. MSU also advanced to a second-straight Final Four.

BIG TEN CHAMPIONSHIP TEAMS


2011-12 BIG TEN CHAMPIONS
2012 BIG TEN TOURNAMENT CHAMPS
29-8 Overall, 13-5 Big Ten

The Spartans won their third Big Ten title in four years, keyed by seven straight conference wins in February. MSU would go on to capture its third Big Ten Tournament championship and claim a No. 1 seed in the NCAA Tournament.


2014 BIG TEN TOURNAMENT CHAMPS
29-9 Overall, 12-6 Big Ten

The Spartans tied for second during the regular season, in large part due to a lineup that was decimated by injury. MSU, however, was back at full strength by the time the postseason started, capturing a second Big Ten Tournament crown in three seasons, before advancing to the Elite Eight in the NCAA Tournament.


2016 BIG TEN TOURNAMENT CHAMPS
29-6 Overall, 13-5 Big Ten

Michigan State became the first school to hold five Big Ten Tournament crowns as the Spartans won their third title in five years. During the regular-season, MSU was ranked No. 1 for a school-record four weeks. The Spartans would go on to earn a No. 2 seed in the NCAA Tournament.

BIG TEN TOURNAMENT CHAMPIONSHIPS

		
5	4	3
		
2	2	1

BIG TEN REGULAR-SEASON CHAMPIONSHIPS
 IN THE IZZO ERA (1995-96 - PRESENT)

		
7	5	5
		
4	3	2
		
2		

BIG TEN REGULAR-SEASON CHAMPIONSHIPS
 SINCE MSU JOINED THE BIG TEN IN 1950-51

		
19	14	13
		
9	9	9
		
5	4	2

SPARTAN ALL-AMERICANS

1930

**ROGER GROVE***Les Gage All-America*

GROVE became MSU's first All-American in 1930 when he found a spot on the Les Gage All-America team as a junior. He led the Spartans in scoring both as a junior (90 points) and a senior (135 pts.), serving as a team captain in 1931 as the Spartans finished the season with a 16-1 mark.

1940

**CHET AUBUCHON***Converse Yearbook (3rd)*

One of MSU's smallest All-Americans, **AUBUCHON** led the 1939-40 Spartans in scoring. He was widely recognized for his skills as a ball handler, earning the nickname "Houdini of the Hardwood." He missed the next season with a serious blood disease, but captained the 1941-42 Spartans.

1956


**JULIUS MCCOY**
Converse Yearbook (2nd), Helms Foundation (2nd), Associated Press (3rd), UPI (3rd), NABC (3rd)

MCCOY averaged 27.2 points in 1956, nearly tripling the second-best scoring average on the team. He closed his career with 1,377 points in three seasons, leaving MSU as the school's all-time leading scorer at the time.

1957

**JACK QUIGGLE***Helms Foundation (1st)*

As a junior, **QUIGGLE** averaged 15.3 points and 5.6 rebounds, leading Michigan State to its first Final Four in school history. He closed the season by averaging 16.5 points in four NCAA Tournament games, earning All-Regional honors.

1958
1959**JOHNNY GREEN**

(1958) *NABC (2nd), International News Service (2nd), Converse Yearbook (2nd), Sporting News (2nd), Associated Press (3rd), UPI (3rd), Helms Foundation (3rd)* (1959) **CONSENSUS SECOND TEAM** *Helms Foundation (1st), Look Magazine (1st), Converse Yearbook (1st), Associated Press (2nd), NABC (2nd), UPI (2nd), Newspaper Enterprises Assn. (2nd), Sporting News (2nd)*

As a sophomore, **GREEN** earned a spot on the NCAA All-Tournament Team as MSU advanced to the 1957 Final Four. That performance led to two of the strongest seasons in Spartan history. In 1958, he averaged an MSU single-season record 17.8 rebounds to go along with 18.0 points. One year later, he averaged 18.5 points and 16.6 rebounds.

1960

**HORACE WALKER**
Converse Yearbook (2nd), Helms Foundation (2nd), Associated Press (3rd), UPI (3rd)

WALKER dominated the lane in the Big Ten in 1960. His 18.3 rebounds per game in conference play still stands as a record, despite standing just 6-foot-3. For the year, he averaged 22.6 points and 17.7 rebounds, the second-best single-season total in MSU history.

SPARTAN ALL-AMERICANS

1970

**RALPH SIMPSON***NABC (3rd), Helms Foundation*

In his only season of competition with the Spartans, **SIMPSON** burst on the scene in 1970, averaging 29.0 points as a sophomore, the second-best single-season average in MSU history. He also added 10.3 rebounds. After the year, he signed a contract with the Denver Rockets under the ABA's hardship rule.

1974

**MIKE ROBINSON***Converse Yearbook (2nd), Helms Foundation*

ROBINSON led the Big Ten in scoring as a sophomore and a junior, but earned All-America accolades as a senior, averaging 22.4 points in 1974. He left MSU as the school's all-time leading scorer with 1,717 points and still stands No. 10 on the all-time scoring chart.

1976

**TERRY FURLOW***Converse Yearbook (2nd), Associated Press (3rd), UPI (3rd), Helms Foundation*

FURLOW averaged 29.4 points as a senior, establishing an MSU single-season scoring average record. In conference games, he averaged a remarkable 31.0 points per game. He finished his career with a then-school-record 1,777 points.

1978
1979**EARVIN "MAGIC" JOHNSON**

(1978) NABC (2nd), Associated Press (3rd), UPI (3rd), Helms (1979) CONSENSUS FIRST TEAM Associated Press (1st), NABC (1st), USBWA (1st), UPI (1st), Sporting News (1st), Converse Yearbook (1st), Wooden Award (1st), Helms

JOHNSON is the only Spartan freshman to earn All-America honors, averaging 17.0 points, 7.9 rebounds and 7.4 assists in 1978. One year later, he became Michigan State's first consensus First-Team All-American, averaging 17.1 points, 7.3 rebounds and an MSU single-season record 8.4 assists. He also led the Spartans with 2.3 steals per game. After coming up one game short of the 1978 Final Four, Johnson and the Spartans captured the 1979 NCAA Championship, as he earned Most Outstanding Player honors.



SPARTAN ALL-AMERICANS

1979

**GREG KELSER**

Converse Yearbook (1st), Wooden Award (1st), Associated Press (3rd), Helms Foundation

KELSER was the leading scorer and rebounder on Michigan State's 1979 NCAA Championship team, averaging 18.8 points and 8.7 rebounds per game. He became the first player in Spartan history to record more than 2,000 points and 1,000 rebounds in his career.

1981

**JAY VINCENT**

AP (3rd)

A sophomore starter on the 1979 NCAA Championship team, **JAY VINCENT** averaged 22.6 points and 8.5 rebounds as a senior in 1981, earning Big Ten Player of the Year honors. Vincent led the Big Ten in scoring in conference games as both a junior and senior.

1985

**SAM VINCENT**

Sporting News (1st), NABC (2nd), Basketball Times (2nd), Associated Press (3rd), UPI (3rd)

SAM VINCENT averaged 23.0 points in 1985, joining his brother Jay as the only Spartan brothers to earn All-America honors. He averaged a Big Ten-best 23.7 points in conference games. Despite his 6-foot-2 frame, he shot a remarkable 54.4 percent from the field.

1986

**SCOTT SKILES**

CONSENSUS SECOND TEAM
UPI (1st), Sporting News (1st), Basketball Times (1st), Associated Press (2nd), USBWA (2nd), NABC (4th)

SKILES scored a single-season record 850 points as a senior, averaging 27.4 points and leading the Big Ten with 29.1 points per conference game. He also averaged 6.5 assists per game.

1990
1991**STEVE SMITH**

(1990) Sporting News (1st), Wooden Award (1st), Basketball Times (2nd), Associated Press (3rd), UPI (3rd)
(1991) CONSENSUS SECOND TEAM
NABC (1st), Sporting News (1st), Wooden Award (1st), Associated Press (2nd), Basketball Times (2nd), UPI (3rd)

SMITH averaged 20.2 points as a junior. One year later, he averaged 25.1 points to be a consensus pick. At the time he finished his career, Smith was MSU's all-time leading scorer.



HISTORY & TRADITION


SPARTAN ALL-AMERICANS

1994
1995**SHAWN RESPERT**

(1994) UPI (3rd)

(1995) **CONSENSUS FIRST TEAM**

Associated Press (1st), NABC (1st), USBWA (1st), UPI (1st), Sporting News (1st), Basketball Times (1st), Wooden Award (1st)

MSU's all-time leading scorer, **RESPERT** averaged 25.6 points as a senior, earning consensus All-America honors, and winning the Big Ten scoring crown. He shot 47.3 percent from the field and 47.4 percent from 3-point range. A year earlier, he averaged 24.3 points.1998
1999
2000**MATEEN CLEAVES**(1998) **CONSENSUS SECOND TEAM**


USBWA (1st), Associated Press (2nd), NABC (3rd), Basketball Times (2nd)

(1999) **CONSENSUS FIRST TEAM**

Associated Press (1st), NABC (1st), USBWA (1st), Wooden Award (1st), Sporting News (2nd), Basketball Times (2nd)

(2000) **CONSENSUS SECOND TEAM**

Sporting News (1st), Wooden Award (1st), Associated Press (2nd), Basketball Times (2nd), NABC (3rd)

MSU's only three-time consensus All-American, **CLEAVES** averaged a personal-best 16.1 points in 1998. One year later, he averaged 11.7 points and 7.2 assists as a consensus first-team selection. Despite missing 13 games as a senior, he was still a consensus second-team pick, leading MSU to the 2000 NCAA title.

2000

MORRIS PETERSON**CONSENSUS SECOND TEAM**

Sporting News (1st), Wooden Award (1st), AP (2nd), NABC (2nd), USBWA (2nd)

In his only season as a full-time starter, **PETERSON** averaged a team-best 16.8 points as a senior, earning Big Ten MVP honors and leading Michigan State to the 2000 NCAA Championship. As a junior, Peterson became the first reserve in Big Ten history to earn first-team all-league honors.

2001

**CHARLIE BELL**

Wooden Award (1st), NABC (2nd), ESPN's Dick Vitale (2nd), Associated Press (3rd)

After being a role player for his first three seasons, **BELL** emerged as a star as a senior. The all-around guard averaged 13.5 points, 5.1 assists and 4.7 rebounds in addition to being the squad's top perimeter defender. He opened the season by became the first Spartan since Earvin "Magic" Johnson to record a triple-double.

SPARTAN ALL-AMERICANS



2001

JASON RICHARDSON**CONSENSUS SECOND TEAM**

ESPN's Dick Vitale (1st), Associated Press (2nd), US-BWA (2nd), Sporting News (2nd), Basketball Times (2nd), NABC (3rd)

RICHARDSON averaged just 5.1 points as a reserve on the 2000 NCAA title team. He returned for his sophomore season as MSU's leading scorer at 14.7 points, including many highlight reel plays.

2007

**DREW NEITZEL**

CBS Sportsline.com (2nd), ESPN's Dick Vitale (2nd)

NEITZEL was MSU's starting point guard in his first two seasons. As a junior, he excelled as MSU's go-to scorer, averaging a team-best 18.1 points per game, while still dishing out 4.3 assists. His scoring increase of +9.8 points is the third-largest amount by a Spartan starter in school history.



2012

DRAYMOND GREEN**CONSENSUS FIRST TEAM**

Associated Press (1st), CBSSports.com (1st), NABC (1st), Sporting News (1st), Wooden Award (1st), USBWA (1st)

MSU's first consensus First-Team All-American since 1999, **GREEN** led the Spartans in scoring (16.2 ppg) and rebounding (10.6 rpg), ranking ninth in the nation in rebounding and third in double-doubles. He was the first player from a power six conference to average 15 points, 10 rebounds and three assists since Tim Duncan in 1997. The NABC Division I Player of the Year, he was named Big Ten Player of the Year and Most Outstanding Player of the Big Ten Tournament.

2016

**DENZEL VALENTINE****CONSENSUS FIRST TEAM**


Associated Press (1st), NABC (1st), Sporting News (1st), USBWA (1st), Wooden Award (1st)

VALENTINE enjoyed the most decorated individual season in Spartan basketball history, collecting six National Player of the Year Awards. He averaged 19.2 points, 7.5 rebounds and 7.8 assists in becoming the only player in NCAA history to average 19 points, seven rebounds and seven assists since the assist became an official statistic in 1983-84. Recipient of the Big Ten Player of the Year and the Big Ten Tournament's Most Outstanding Player, Valentine became the first player to lead the Big Ten in overall scoring and assists since 1997.

SPARTAN ACADEMIC ALL-AMERICANS




RALPH SIMPSON
1970



GREG KELSER
1979 (FIRST TEAM)



MATT STEIGENGA
1990 (THIRD TEAM)



CHRIS HILL
2003 (THIRD TEAM)
2004 (FIRST TEAM)
2005 (FIRST TEAM)
2005 ACADEMIC AA OF THE YEAR



DREW NEITZEL
2008 (FIRST TEAM)

RETIRED JERSEYS



HISTORY & TRADITION



JUD HEATHCOTE

// 340-220 in 19 years at MSU
 // 1979 NCAA Championship
 // Three Big Ten Championships
 // Coached 23 NBA Draft Picks
 // 2001 Inductee MSU Hall of Fame



SCOTT SKILES

Guard - Plymouth, Ind.
 // 2,145 Career Points
 // 1986 All-American
 // 1986 Big Ten Player of the Year
 // 1986 Chicago Tribune Silver Basketball



MATEEN CLEAVES

Guard - Flint, Mich.
 // Big Ten Career Assists Leader
 // 1998, 1999, 2000 All-American
 // 1998 & 1999 Big Ten Player of the Year and Chicago Tribune Silver Basketball



STEVE SMITH

Guard - Detroit, Mich.
 // 2,263 Career Points
 // 1990 & 1991 All-American
 // 1990 Chicago Tribune Silver Basketball



JOHNNY GREEN

Center - Dayton, Ohio
 // Owns MSU record for career rebounding average
 // 1958 & 1959 All-American
 // 1959 Chicago Tribune Silver Basketball



SHAWN RESPERT

Guard - Detroit, Mich.
 // 2,531 Career Points - MSU leader
 // 1994 & 1995 All-American
 // 1995 Big Ten Player of the Year
 // 1995 Chicago Tribune Silver Basketball



JAY VINCENT

Forward/Center - Lansing, Mich.
 // 1,914 Career Points
 // 1981 All-American
 // 1981 Big Ten Player of the Year



GREGORY KELSER

Forward - Detroit, Mich.
 // 2,014 Career Points
 // 1,092 Career Reb. - MSU leader
 // 1979 All-American
 // 1979 Academic All-American



EARVIN JOHNSON

Guard - Lansing, Mich.
 // 1978 & 1979 All-American
 // 1979 Chicago Tribune Silver Basketball



MORRIS PETERSON

Guard - Flint, Mich.
 // 1,588 Career Points
 // 2000 All-American
 // 2000 Big Ten Player of the Year
 // 2000 Chicago Tribune Silver Basketball



EARVIN "MAGIC" JOHNSON

// 1979 NCAA Champion
 // Redefined point guard position
 // Five-Time NBA Champion
 // 2002 Naismith Hall of Fame Inductee
 // 2009 National Collegiate Basketball Hall of Fame Inductee
 // Three-Time NBA MVP
 // Three-Time NBA Finals MVP
 // 12-Time NBA All-Star (MVP Twice)
 // 13-Year NBA career - Finishing No. 1 in career assists and No. 2 in career steals

HONORS & AWARDS

**Associated Press
National Player of the
Year**

2016 Denzel Valentine

**USA TODAY Sports
National Player of the
Year**

2016 Denzel Valentine

**Sports Illustrated
National Player of the
Year**

2016 Denzel Valentine

**Basketball Times
National Player of the
Year**

1986 Scott Skiles

2016 Denzel Valentine

**Sporting News
National Player of the
Year**

1995 Shawn Respert

**NABC National
Player of the Year**

1995 Shawn Respert

2012 Draymond Green

2016 Denzel Valentine

**NBC Sports National
Player of the Year**

2016 Denzel Valentine

Senior CLASS Award

2016 Denzel Valentine

**Naismith Memorial
Hall of Fame Julius
Erving Small Forward
of the Year**

2016 Denzel Valentine

**Associated Press
National Coach of the
Year**

1998 Tom Izzo



Denzel Valentine closed out his storied career at Michigan State in 2016 by garnering six national player of the year awards.

**Basketball News
National Coach of the
Year**

1998 Tom Izzo

**Basketball Times
National Coach of the
Year**

1999 Tom Izzo

**CBSSports.com
National Coach of the
Year**

2012 Tom Izzo

**Clair Bee National
Coach of the Year**

2005 Tom Izzo

**NABC National
Coach of the Year**

2001 Tom Izzo

2012 Tom Izzo

**USBWA National
Coach of the Year**

1998 Tom Izzo

**Chicago Tribune
Silver Basketball**

1959 Johnny Green, C

1979 Earvin Johnson, G

1986 Scott Skiles, G

1990 Steve Smith, G

1995 Shawn Respert, G

1998 Mateen Cleaves, G

1999 Mateen Cleaves, G

2000 Morris Peterson, F

**Big Ten Player of the
Year**

(Media or coaches) *

1981 Jay Vincent, F

1986 Scott Skiles, G

1995 Shawn Respert, G

1998 Mateen Cleaves, G

1999 Mateen Cleaves, G (C)

2000 Morris Peterson, F (C)

2009 Kalin Lucas, G

2012 Draymond Green, F

2016 Denzel Valentine, G

* Player of the year selected under the auspices of Associated Press and United Press from 1986-89.

All-Big Ten**FIRST TEAM**

1956 Julius McCoy, F

1957 Jack Quiggle, G

Johnny Green, C

1958 Johnny Green, C

1959 Johnny Green, C

1960 Horace Walker, C

1966 Stanley Washington, F

1969 Lee Lafayette, C

1970 Ralph Simpson, F

1972 Michael Robinson, G

1973 Michael Robinson, G

1974 Michael Robinson, G

Lindsay Hairston, C

1975 Lindsay Hairston, C

Terry Furlow, F

HONORS & AWARDS



Travis Walton was a three-time Big Ten All-Defensive Team member and Defensive Player of the Year in 2009.

1976	Terry Furlow, F
1978	Earvin Johnson, F/G
1979	Earvin Johnson, F/G
	Greg Kelsner, F
1980	Jay Vincent, F
1981	Jay Vincent, F
1982	Kevin Smith, G
1984	Sam Vincent, G
1985	Sam Vincent, G
1986	Scott Skiles, G
1990	Steve Smith, G
1991	Steve Smith, G
1992	Mike Peplowski, C
1994	Shawn Respert, G
1995	Shawn Respert, G
1998	Mateen Cleaves, G
1999	Mateen Cleaves, G
	Morris Peterson, F
2000	Mateen Cleaves, G
	Morris Peterson, F
2001	Charlie Bell, G (M)
	Jason Richardson, G/F
2002	Marcus Taylor, G
2004	Paul Davis, C
2007	Drew Neitzel, G
2008	Drew Neitzel, G (C)
2009	Kalin Lucas, G
2010	Kalin Lucas, G
2012	Draymond Green, F
2014	Gary Harris, G
2016	Denzel Valentine, G

SECOND TEAM

1953	Al Ferrari, G
1955	Al Ferrari, G
1954	Julius McCoy, F
1958	Robert Anderegg, F
	Jack Quiggle, G
1959	Robert Anderegg, F
1960	Lance Olson, F
1964	George (Pete) Gent, F
1965	Stanley Washington, F

1966	William Curtis, C
1967	Matthew Aitch, C
	Lee Lafayette, C
1968	Lee Lafayette, C
	Greg Kelsner, F
1978	Greg Kelsner, F
1981	Kevin Smith, G
1983	Sam Vincent, G
1985	Scott Skiles, G
1986	Darryl Johnson, G
1987	Darryl Johnson, G
1990	Kirk Manns, G
1993	Shawn Respert, G
1995	Eric Snow, G
1996	Quinton Brooks, F
2001	Charlie Bell, G (C)
	Andre Hutson, F
2003	Chris Hill, G
2004	Chris Hill, G
2005	Alan Anderson, F (M)
	Maurice Ager, G (C)
2006	Maurice Ager, G (M)
	Shannon Brown, G
	Paul Davis, C
2008	Drew Neitzel, G (M)
	Raymar Morgan, F
2009	Goran Suton, C
2011	Kalin Lucas, G
2013	Gary Harris, G
	Adreian Payne, F
	Keith Appling, G (C)
	Adreian Payne, F
2014	Branden Dawson, F
2015	Bryn Forbes, G
2016	Matt Costello, F (M)

THIRD TEAM

1958	Larry Hedden, F
1962	George (Pete) Gent, F
1963	George (Pete) Gent, F
1964	Stanley Washington, F
1982	Kevin Smith, G

1983	Kevin Willis, C
1984	Sam Vincent, G
1986	Darryl Johnson, G
1989	Steve Smith, G
1992	Shawn Respert, G
	Mark Montgomery, G
1993	Mike Peplowski, C
1995	Jamie Feick, C
1997	Antonio Smith, F
1998	Antonio Smith, F
1999	Antonio Smith, F
2000	Charlie Bell, G
2002	Adam Ballinger, F (M)
2004	Kelvin Torbert, G (M)
2005	Alan Anderson, F (C)
	Maurice Ager, G (M)
	Paul Davis, C
2006	Maurice Ager, G (C)
2010	Draymond Green, F
	Raymar Morgan, F (C)
2011	Draymond Green, F
2012	Keith Appling, G
2013	Keith Appling, G (M)
2015	Travis Trice, G
	Denzel Valentine, G
2016	Matt Costello, F (C)
C-Coaches: M-Media	

Big Ten Coach of the Year

1978	Jud Heathcote
1986	Jud Heathcote
1998	Tom Izzo
2009	Tom Izzo
2012	Tom Izzo

Big Ten Freshman of the Year

2013	Gary Harris, G
------	----------------

Big Ten Defensive Player of the Year

1990	Ken Redfield, F
1995	Eric Snow, G
2009	Travis Walton, G

Big Ten Sixth Man of the Year

2010	Draymond Green, F
------	-------------------

Big Ten Scoring Champions

(Conference game average)	
1972	Mike Robinson (27.2 ppg)
1973	Mike Robinson (26.7 ppg)
1975	Terry Furlow (20.2 ppg)
1976	Terry Furlow (31.0 ppg)
1980	Jay Vincent (22.1 ppg)
1981	Jay Vincent (24.1 ppg)
1985	Sam Vincent (23.7 ppg)
1986	Scott Skiles (29.1 ppg)
1991	Steve Smith (23.2 ppg)

HONORS & AWARDS

1995	Shawn Respert (25.5 ppg)
2002	Marcus Taylor (17.7 ppg)
2016	Denzel Valentine (19.2 ppg)

Big Ten All-Freshman Team

2004	Shannon Brown, G
2005	Drew Neitzel, G
2007	Raymar Morgan, F
2009	Delvon Roe, F
2012	Branden Dawson, G
2013	Gary Harris, G

Big Ten All-Defensive Team

2006	Shannon Brown, G
2007	Travis Walton, G
2008	Travis Walton, G
2009	Travis Walton, G
2011	Delvon Roe, F
2012	Draymond Green, F
2014	Gary Harris, G
2015	Branden Dawson, F

Big Ten Player of the Week

Feb. 28, 1983	Scott Skiles
March 7, 1983	Scott Skiles
Feb. 4, 1985	Sam Vincent
March 4, 1985	Sam Vincent
Jan. 20, 1986	Scott Skiles
Feb. 3, 1986	Scott Skiles
Feb. 17, 1986	Darryl Johnson
Dec. 7, 1988	Steve Smith
Dec. 20, 1988	Steve Smith
Jan. 31, 1989	Kirk Manns
Dec. 4, 1989	Steve Smith
Feb. 13, 1990	Kirk Manns
March 6, 1990	Steve Smith
March 13, 1990	Steve Smith
Jan. 15, 1991	Mike Peplowski
Jan. 22, 1991	Steve Smith
Dec. 23, 1991	Mike Peplowski
Feb. 17, 1992	Mike Peplowski
Dec. 14, 1992	Mike Peplowski
Feb. 28, 1994	Shawn Respert
Jan. 9, 1995	Eric Snow
Jan. 17, 1995	Shawn Respert
Jan. 30, 1995	Shawn Respert
Feb. 27, 1995	Eric Snow
March 13, 1995	Shawn Respert
Jan. 19, 1998	Mateen Cleaves
Feb. 2, 1998	Mateen Cleaves
Jan. 4, 1999	Morris Peterson
Jan. 24, 1999	Mateen Cleaves
Jan. 10, 2000	Morris Peterson
Feb. 7, 2000	Morris Peterson
Feb. 21, 2000	Mateen Cleaves
Nov. 20, 2000	Charlie Bell
Dec. 31, 2000	Charlie Bell
Jan. 15, 2001	Jason Richardson
Feb. 19, 2001	Jason Richardson
Feb. 25, 2002	Adam Ballinger
March 4, 2002	Marcus Taylor
Jan. 27, 2003	Chris Hill

Jan. 19, 2004	Paul Davis
Feb. 2, 2004	Paul Davis
Dec. 13, 2004	Paul Davis
March 7, 2005	Alan Anderson
Nov. 28, 2005	Paul Davis
Dec. 26, 2005	Shannon Brown
Jan. 16, 2006	Paul Davis
March 6, 2006	Paul Davis
Nov. 20, 2006	Drew Neitzel
Nov. 27, 2006	Drew Neitzel
Feb. 26, 2007	Drew Neitzel
Nov. 19, 2007	Raymar Morgan
Jan. 7, 2008	Raymar Morgan
Jan. 28, 2008	Drew Neitzel
March 3, 2008	Goran Suton
Jan. 5, 2009	Raymar Morgan
Jan. 12, 2009	Kalin Lucas
Feb. 16, 2009	Delvon Roe
Feb. 1, 2010	Durrell Summers
March 1, 2010	Raymar Morgan
Nov. 29, 2010	Kalin Lucas
Jan. 17, 2011	Draymond Green
Dec. 5, 2011	Keith Appling
Dec. 12, 2011	Draymond Green
Jan. 2, 2012	Keith Appling
Jan. 30, 2012	Draymond Green
Feb. 13, 2012	Draymond Green
Feb. 20, 2012	Draymond Green
Dec. 24, 2012	Derrick Nix
Feb. 4, 2013	Keith Appling
Nov. 18, 2013	Adreian Payne
Dec. 23, 2013	Adreian Payne
Dec. 30, 2013	Keith Appling
Nov. 17, 2014	Travis Trice
Jan. 12, 2015	Travis Trice
Feb. 2, 2015	Branden Dawson
Nov. 23, 2015	Denzel Valentine
Dec. 28, 2015	Bryn Forbes
Feb. 8, 2016	Denzel Valentine
Feb. 15, 2016	Denzel Valentine

Big Ten Freshman of the Week

Jan. 30, 2012	Branden Dawson
Nov. 19, 2012	Gary Harris
Dec. 10, 2012	Gary Harris
Feb. 18, 2013	Gary Harris
Feb. 1, 2016	Deyonta Davis

NCAA All-Tournament Team

1957	Johnny Green
1979	Earvin Johnson
	Greg Kelser
2000	Charlie Bell
	Mateen Cleaves
	A.J. Granger
	Morris Peterson
2009	Kalin Lucas
	Goran Suton

Final Four Most Outstanding Player

1979	Earvin Johnson
2000	Mateen Cleaves

NCAA Tournament All-Regional Team

1957	Johnny Green (Mideast)
	Jack Quiggle (Mideast)
1959	Bob Anderegg (Mideast)
	Johnny Green (Mideast)
1978	Earvin Johnson (Mideast)
	Greg Kelser (Mideast)



Kalin Lucas was a three-time team selection for Team MVP.



HONORS & AWARDS

1979	Earvin Johnson (Midwest)	1974	Michael Robinson	1966	Stanley Washington
	Greg Kelsner (Midwest)	1975	Lindsay Hairston	1967	Matthew Aitch
1986	Scott Skiles (Midwest)	1976	Terry Furlow	1968	Lee Lafayette
1990	Steve Smith (Southeast)	1977	Robert Chapman	1969	Lee Lafayette
1999	Mateen Cleaves (Midwest)	1978	Greg Kelsner	1970	Ralph Simpson
	A.J. Granger (Midwest)	1979	Earvin Johnson	1971	William Kilgore
	Morris Peterson (Midwest)	1980	Jay Vincent	1972	Michael Robinson
2000	Mateen Cleaves (Midwest)	1981	Jay Vincent	1973	Michael Robinson
	A.J. Granger (Midwest)	1982	Kevin Smith	1974	Michael Robinson
	Andre Hutson (Midwest)	1983	Sam Vincent	1975	Lindsay Hairston
	Morris Peterson (Midwest)	1984	Sam Vincent	1976	Terry Furlow
2001	Charlie Bell (South)	1985	Sam Vincent	1977	Greg Kelsner
	David Thomas (South)	1986	Scott Skiles	1978	Earvin Johnson
2003	Paul Davis (South)	1987	Darryl Johnson	1979	Earvin Johnson
	Erazem Lorbek (South)	1988	Carlton Valentine		Greg Kelsner
2005	Maurice Ager (Austin)	1989	Steve Smith	1980	Jay Vincent
	Shannon Brown (Austin)	1990	Steve Smith	1981	Jay Vincent
	Paul Davis (Austin)	1991	Steve Smith	1982	Kevin Smith
2009	Kalin Lucas (Midwest)	1992	Dwayne Stephens	1983	Scott Skiles
	Goran Suton (Midwest)	1993	Mike Peplowski	1984	Sam Vincent
	Travis Walton (Midwest)	1994	Shawn Respert	1985	Sam Vincent
2010	Draymond Green (Midwest)	1995	Shawn Respert	1986	Scott Skiles
	Durrell Summers (Midwest)	1996	Quinton Brooks	1987	Darryl Johnson
2012	Draymond Green (West)	1997	Ray Weathers	1988	Ken Redfield
2014	Gary Harris (East)	1998	Mateen Cleaves	1989	Steve Smith
	Adreian Payne (East)	1999	Mateen Cleaves	1990	Steve Smith
2015	Travis Trice (East)	2000	Mateen Cleaves	1991	Steve Smith
	Denzel Valentine (East)		Morris Peterson	1992	Mike Peplowski
		2001	Andre Hutson	1993	Shawn Respert
			Jason Richardson	1994	Shawn Respert
		2002	Marcus Taylor	1995	Shawn Respert
		2003	Alan Anderson		Eric Snow
			Chris Hill	1996	Quinton Brooks
		2004	Paul Davis	1997	Ray Weathers
		2005	Alan Anderson	1998	Mateen Cleaves
		2006	Maurice Ager	1999	Mateen Cleaves
			Shannon Brown	2000	Mateen Cleaves
			Paul Davis		Morris Peterson
		2007	Drew Neitzel	2001	Charlie Bell
		2008	Drew Neitzel		Andre Hutson
			Raymar Morgan	2002	Marcus Taylor
		2009	Kalin Lucas	2003	Chris Hill
		2010	Kalin Lucas	2004	Paul Davis
			Raymar Morgan	2005	Alan Anderson
		2011	Kalin Lucas	2006	Paul Davis
		2012	Draymond Green	2007	Drew Neitzel
		2013	Gary Harris	2008	Drew Neitzel
		2014	Gary Harris	2009	Kalin Lucas
		2015	Travis Trice	2010	Draymond Green
		2016	Denzel Valentine	2011	Kalin Lucas
				2012	Draymond Green
				2013	Keith Appling
				2014	Gary Harris
				2015	Branden Dawson
					Denzel Valentine
				2016	Denzel Valentine

NCAA Regional Most Outstanding Player

1979	Greg Kelsner (Midwest)
1999	Morris Peterson (Midwest)
2000	Morris Peterson (Midwest)
2001	Charlie Bell (South)
2005	Shannon Brown (Austin)
2009	Goran Suton (Midwest)
2010	Durrell Summers (Midwest)
2015	Travis Trice (East)

Most Valuable Player

(Chicago Tribune Award - Team Vote)	
1951	James Snodgrass
1952	William Bower
1953	Al Ferrari
1954	Al Ferrari
1955	Al Ferrari
1956	Julius McCoy
1957	George Ferguson
1958	Johnny Green
1959	Johnny Green
1960	Horace Walker
1961	Arthur Schwarm
1962	George (Pete) Gent
1963	Edward (Ted) Williams
1964	Frederick Thomann
1965	Stanley Washington
1966	Stanley Washington
1967	Matthew Aitch
1968	Lee Lafayette
1969	Lee Lafayette
1970	Ralph Simpson
1971	Bill Kilgore
1972	Bill Kilgore
1973	Bill Kilgore

Most Valuable Player

(Charles S. Phillips Award - Media Vote)	
1951	Ray Steffen
1952	William Bower
1953	Al Ferrari
1954	Al Ferrari
1955	Al Ferrari
1956	Julius McCoy
1957	Jack Quiggle
1958	Johnny Green
1959	Johnny Green
1960	Horace Walker
1961	Arthur Schwarm
1962	George (Pete) Gent
1963	Edward (Ted) Williams
1964	George (Pete) Gent
1965	William Curtis

John E. Benington Best Defensive Player

1977	James Coutre
1978	Robert Chapman
1979	Earvin Johnson
1980	Terry Donnelly
1981	Rick Kaye
1982	Ben Tower
1983	Ben Tower
1984	Ben Tower

HONORS & AWARDS

1985	Richard Mudd
1986	Barry Fordham
1987	Vernon Carr
1988	Ed Wright
1989	Ken Redfield
1990	Ken Redfield
1991	Dwayne Stephens
1992	Mark Montgomery
1993	Dwayne Stephens
1994	Eric Snow
1995	Eric Snow
1996	Daimon Beathea
1997	Ray Weathers
1998	Charlie Bell
	Mateen Cleaves
	Antonio Smith
1999	Charlie Bell
2000	Charlie Bell
2001	Charlie Bell
	Andre Hutson
2002	Alan Anderson
	Kelvin Torbert
2003	Kelvin Torbert
2004	Kelvin Torbert
2005	Alan Anderson
	Kelvin Torbert
2006	Shannon Brown
2007	Travis Walton
2008	Travis Walton
2009	Travis Walton
2010	Chris Allen
	Raymar Morgan
2011	Keith Appling
2012	Keith Appling
2013	Keith Appling
	Gary Harris
2014	Branden Dawson
	Gary Harris
2015	Branden Dawson
	Lourawls Nairn Jr.
2016	Eron Harris

Academic All-Big Ten

1966	Bill Curtis
1968	Steve Rymal
1970	Ralph Simpson
1978	Terry Donnelly
1979	Greg Kelser
1990	Mark Montgomery
	Matt Steigenga
1991	Mark Montgomery
	Mike Peplowski
	Matt Steigenga
1992	Matt Steigenga
1994	Steve Polonowski
	Erik Qualman
1995	Steve Nicodemus
	Steve Polonowski
	Mark Prylow
1996	Steve Nicodemus
	Steve Polonowski
1997	Steve Polonowski
2000	Mat Ishbia
2001	Jason Andreas
	Mat Ishbia
2002	Jason Andreas
	Mat Ishbia
	Brian Westrick



Matt Costello was a three-time Academic All-Big Ten selection.

2003	Jason Andreas
	Chris Hill
	Brian Westrick
	Adam Wolfe
2004	Jason Andreas
	Chris Hill
2005	Chris Hill
	Drew Naymick
2006	Jason Aerts
	Idong Ibok
	Drew Neitzel
2007	Brandon Darnton
	Jacob Hannon
	Idong Ibok
	Drew Naymick
	Drew Neitzel
	Bryan Tibaldi
2008	Isaiah Dahlman
	Tom Herzog
	Idong Ibok
	Drew Naymick
	Drew Neitzel
2009	Isaiah Dahlman
	Tom Herzog
	Idong Ibok
	Mike Kebler
2010	Isaiah Dahlman
	Tom Herzog
	Mike Kebler
2011	Mike Kebler
2012	Dan Chapman
	Adreian Payne
2013	Dan Chapman
2014	Trevor Bohnhoff
	Dan Chapman
	Matt Costello
	Colby Wollenman
2015	Matt Costello
	Colby Wollenman
2016	Matt Costello
	Matt Van Dyk
	Colby Wollenman

Big Ten Distinguished Scholar

2014	Colby Wollenman
2015	Colby Wollenman
2016	Colby Wollenman

Academic All-District IV

1990	Matt Steigenga
2003	Chris Hill
2004	Chris Hill
2005	Chris Hill
2008	Drew Neitzel
2015	Colby Wollenman
2016	Colby Wollenman

Most Improved Player

1963	William Berry
1964	Stanley Washington
1965	Edward (Ted) Cray
1966	Matthew Aitch
1967	Heywood Edwards
1968	James Gibbons
1969	Tom Lick
1970	Rudy Benjamin
1971	Paul Dean
1972	Gary Ganakas
1973	Benny White
1974	Lindsay Hairston
1975	William Glover
1976	Dan Riewald
1977	Ronald Charles
1978	Michael Brkovich
1979	Terry Donnelly
1980	Ronald Charles
1981	Ben Tower
1982	Kevin Willis
1983	Kevin Willis
1984	Larry Polec
1985	Sam Vincent
1986	Darryl Johnson
1987	Carlton Valentine
1988	George Papadakos
1989	Kirk Manns
1990	Kirk Manns

HONORS & AWARDS

1991	Mark Montgomery
1992	Dwayne Stephens
1993	Eric Snow
1994	Anthony Miller
1995	Jamie Feick
1996	Ray Weathers
1997	Antonio Smith
	Mateen Cleaves
1998	Morris Peterson
	Jason Klein
1999	Morris Peterson
2000	A.J. Granger
	Charlie Bell
2001	Jason Andreas
2002	Jason Andreas
	Adam Ballinger
2003	Kelvin Torbert
2004	Maurice Ager
	Kelvin Torbert
2005	Maurice Ager
2006	Shannon Brown
2007	Goran Suton
2008	Kalin Lucas
2009	Delvon Roe
	Durrell Summers
2010	Draymond Green
2011	Mike Kebler
2012	Derrick Nix
2013	Adreian Payne
2014	Denzel Valentine
2015	Denzel Valentine
2016	Bryn Forbes
	Matt Costello

Stephen G. Scofes Inspirational Player*

1963	William Schwarz
1964	Marcus Sanders
1965	John Shick
1966	Edward (Ted) Crary
1967	Edward (Ted) Crary
1968	Gerald Geistler
1969	John Holms
1970	Steve Kirkpatrick
1971	Ronald Gutkowski
1972	Ronald Gutkowski
1973	Gary Ganakas
1974	Robert (Joe) Shackleton
1975	Lovelle Rivers
1976	Benny White
1977	Edgar Wilson
1978	Dan Riewald
	Alfred Brown
1979	Mike Longaker
1980	Mike Longaker
1981	Mike Brkovich
1982	Derek Perry
1983	Derek Perry
1984	Ben Tower
1985	Scott Skiles
1986	Larry Polec
1987	Barry Fordham
1988	Todd Wolfe
1989	Todd Wolfe
1990	Todd Wolfe
1991	Mike Peplowski
1992	Matt Steigenga

1993	Mike Peplowski
1994	Kris Weshinsky
1995	Eric Snow
1996	David Hart
1997	Steve Polowski
1998	DuJuan Wiley
1999	Antonio Smith
2000	Mateen Cleaves
2001	Brandon Smith
	David Thomas
2002	Mat Ishbia
2003	Adam Wolfe
2004	Jason Andreas
2005	Delco Rowley
2006	Delco Rowley
2007	Travis Walton
2008	Travis Walton
2009	Travis Walton
2010	Isaiah Dahlman
2011	Draymond Green
2012	Draymond Green
	Austin Thornton
2013	Derrick Nix
2014	Denzel Valentine
2015	Lourawls Nairn Jr.
2016	Lourawls Nairn Jr.

* Sportsmanship Award prior to 1995

Unsung Player

1989	Jim Sarkine
1990	Dave Mueller
1991	Jeff Casler
1992	Ron Haley
1993	Jon Zulauf
1994	Erik Qualman
1995	Mark Prylow
1996	Antonio Smith
1997	Morris Peterson
1998	Andre Hutson
	Jason Klein
1999	Andre Hutson
2000	Andre Hutson
	A.J. Granger
2001	David Thomas

2002	Tim Bograkos
	Chris Hill
2003	Jason Andreas
2004	Tim Bograkos
	Rashi Johnson
2005	Tim Bograkos
2006	Delco Rowley
	Matt Trannon
2007	Drew Naymick
2008	Drew Naymick
2009	Isaiah Dahlman
	Idong Ibok
2010	Isaiah Dahlman
2011	Mike Kebler
2012	Anthony Ianni
	Derrick Nix
2013	Denzel Valentine
2014	Denzel Valentine
2015	Colby Wollenman
2016	Colby Wollenman

Chairman of the Boards

1996	Jamie Feick
2000	Morris Peterson
2001	Andre Hutson
	Zach Randolph
	Adam Ballinger
2002	Aloysius Anagonye
2003	Paul Davis
2004	Paul Davis
2005	Paul Davis
2006	Paul Davis
2007	Goran Suton
2008	Goran Suton
2009	Goran Suton
2010	Draymond Green
2011	Draymond Green
2012	Draymond Green
2013	Adreian Payne
2014	Branden Dawson
	Adreian Payne
	Denzel Valentine
2015	Branden Dawson
2016	Matt Costello



Adreian Payne was named the Spartans' Most Improved Player in 2013.

HONORS & AWARDS

Scholar-Athlete Award

1996	Steve Nicodemus Steve Polonowski
1997	Steve Polonowski
1998	A.J. Granger
1999	Charlie Bell
2000	A.J. Granger
2001	Jason Andreas
2002	Jason Andreas
2003	Chris Hill
2004	Chris Hill
2005	Chris Hill
2006	Drew Naymick
2007	Drew Naymick
2008	Jacob Hannon
	Drew Naymick
2009	Tom Herzog
	Drew Naymick
	Drew Neitzel
2010	Tom Herzog
	Idong Ibok
	Mike Kebler
2011	Tom Herzog
	Mike Kebler
2012	Adreian Payne
2013	Adreian Payne
2014	Colby Wollenman
2015	Colby Wollenman
2016	Colby Wollenman

Distinguished Spartan Award

1997	Rickey Ayala
1998	Julius McCoy
1999	Robin Roberts
2000	Horace Walker
2001	Johnny Green
2002	Gus Ganakas
2003	Lance Olson
2004	Greg Kelsner
2005	Peter Gent
2006	Kevin Willis
2007	Michael Longaker
2009	Jay Vincent

Antonio Smith Glue and Guts Award

2001	Aloysius Anagonye
	Andre Hutson
2002	Aloysius Anagonye
2003	Aloysius Anagonye
2004	Tim Bograkovs
2005	Tim Bograkovs
2006	Matt Trannon
2007	Travis Walton
2008	Travis Walton
2009	Travis Walton
2010	Draymond Green
2011	Draymond Green
	Delvon Roe
2012	Draymond Green
2013	Derrick Nix

2014	Keith Appling
	Branden Dawson
2015	Lourawls Nairn Jr.
	Denzel Valentine
2016	Denzel Valentine

Tim Bograkovs Walk-On Award

2007	Jacob Hannon
2008	Mike Kebler
2009	Jon Crandell
2010	Jon Crandell
2011	Anthony Ianni
2012	Dan Chapman
2013	Dan Chapman
2014	Keenan Wetzel
	Colby Wollenman
2015	Trevor Bohnhoff
	Matt Van Dyk
2016	Matt Van Dyk

MSU Athletics Hall of Fame

1992	Jack Breslin
	Bob Carey
	Lynn Chadnois
	Lyman Frimodig
	Johnny Green
	Earvin Johnson
	Robin Roberts
1996	Chet Aubuchon
	Greg Kelsner
2000	Roger Groove
	Brad Van Pelt
2001	Jud Heathcote
	Steve Smith
2007	Scott Skiles
2010	Julius McCoy
2011	Mateen Cleaves
2012	Shawn Respert
2013	Morris Peterson
2015	Charlie Bell



Charlie Bell was inducted into the Michigan State Athletics Hall of Fame in 2015.

Jesse Owens Big Ten Male Athlete of the Year

2012	Draymond Green
2016	Denzel Valentine

George Alderton Athlete of the Year

(Presented to the top male athlete at MSU)

1985	Sam Vincent
1986	Scott Skiles
1991	Steve Smith
1995	Shawn Respert
1999	Mateen Cleaves
2000	Mateen Cleaves
2012	Draymond Green
2016	Denzel Valentine

Big Ten Conference Medal of Honor

(Presented at each conference institution for outstanding achievement in academics and athletics)

1959	Robert Andereg
1964	George (Pete) Gent
1979	Greg Kelsner
1981	Jay Vincent
2005	Chris Hill
2008	Drew Neitzel

Dr. James Feurig Achievement & Service Award

(Presented to a graduating senior for athletic and academic success, who demonstrates involvement in school/campus and community activities)

1980	Michael Longaker
1987	Barry Fordham
1992	Matt Steigenga

Chester Brewer Leadership Award

(Presented to a graduating senior for athletic and academic achievement and for possessing a high degree of character, leadership qualities and skill)

1957	Pat Wilson
1968	John Bailey
1980	Terry Donnelly
1995	Eric Snow



SPARTAN NBA DRAFT PICKS



Adreian Payne was selected No. 15 overall by Atlanta in 2014.



Draymond Green was selected by Golden State in the second round of the 2012 NBA Draft.



Denzel Valentine (left), Deyonta Davis (back) and Gary Harris (right) are three of the five Spartans selected in the last three NBA Drafts.

1952

Gordon Stauffer - Indianapolis

1955

Al Ferrari - Milwaukee - 3rd Rd. (Pick 15)

Bob Armstrong - Rochester - 12th Rd. (Pick 87)

1956

Julius McCoy - St. Louis - 7th Rd. (Pick 50)

1957

George Ferguson - Milwaukee - 7th Rd. (Pick 51)

1958

Jack Quiggle - Detroit - 8th Rd. (Pick 58)

1959

Johnny Green - New York - 1st Rd. (Pick 5)

Bob Anderegg - New York - 3rd Rd. (Pick 20)

1960

Horace Walker - St. Louis - 4th Rd. (Pick 30)

1964

Pete Gent - Baltimore - 14th Rd. (Pick 96)

1966

Stan Washington - Los Angeles - 5th Rd. (Pick 48)

Bill Curtis - Chicago - 8th Rd. (Pick 77)

1967

Charles Smith - Baltimore - 11th Rd. (Pick 114)

Matthew Aitch - Detroit - 13th Rd. (Pick 135)

1969

Lee Lafayette - San Francisco - 4th Rd. (Pick 50)

1971

Rudy Benjamin - San Diego - 5th Rd. (Pick 75)

1972

Ralph Simpson - Chicago - 1st Rd. (Pick 11)

1973

Bill Kilgore - Detroit - 9th Rd. (Pick 145)

1974

Mike Robinson - Cleveland - 7th Rd. (Pick 111)

1975

Lindsay Hairston - Detroit - 4th Rd. (Pick 64)

1976

Terry Furlow - Philadelphia - 1st Rd. (Pick 12)

1977

Bob Chapman - Kansas City 5th Rd. (Pick 97)

1979

Earvin Johnson - L.A. Lakers - 1st Rd. (Pick 1)

Greg Kelser - Detroit - 1st Rd. (Pick 4)

1980

Ron Charles - Chicago - 4th Rd. (Pick 74)

1981

Jay Vincent - Dallas - 2nd Rd. (Pick 24)

Mike Brkovich - Milwaukee - 8th Rd. (Pick 181)

1982

Kevin Smith - Detroit - 9th Rd. (Pick 193)

1983

Derek Perry - Detroit - 6th Rd. (Pick 124)

1984

Kevin Willis - Atlanta - 1st Rd. (Pick 11)

Ben Tower - Detroit - 9th Rd. (Pick 203)

1985

Sam Vincent - Boston - 1st Rd. (Pick 20)

Ken Johnson - Portland - 2nd Rd. (Pick 28)

1986

Scott Skiles - Milwaukee - 1st Rd. (Pick 22)

Larry Polec - Detroit - 7th Rd. (Pick 155)

1987

Darryl Johnson - Golden State - 3rd Rd. (Pick 58)

Vernon Carr - Sacramento - 5th Rd. (Pick 97)

1991

Steve Smith - Miami - 1st Rd. (Pick 5)

1992

Matt Steigenga - Chicago - 2nd Rd. (Pick 52)

1993

Mike Peplowski - Sacramento - 2nd Rd. (Pick 52)

1994

Anthony Miller - Golden State - 2nd Rd. (Pick 39)

1995

Shawn Respert - Portland - 1st Rd. (Pick 8)

Eric Snow - Milwaukee - 2nd Rd. (Pick 43)

1996

Jamie Feick - Philadelphia - 2nd Rd. (Pick 48)

2000

Mateen Cleaves - Detroit - 1st Rd. (Pick 14)

Morris Peterson - Toronto - 1st Rd. (Pick 21)

SPARTANS IN THE NBA

2001

Jason Richardson - Golden St. - 1st Rd. (Pick 5)
 Zach Randolph - Portland - 1st Rd. (Pick 19)
 Andre Hutson - Milwaukee - 2nd Rd. (Pick 51)

2002

Marcus Taylor - Minnesota - 2nd Rd. (Pick 51)

2005

Erazem Lorbek - Indiana - 2nd Rd. (Pick 46)

2006

Shannon Brown - Cleveland - 1st Rd. (Pick 25)
 Maurice Ager - Dallas - 1st Rd. (Pick 28)
 Paul Davis - L.A. Clippers - 2nd Rd. (Pick 34)

2009

Goran Suton - Utah - 2nd Rd. (Pick 50)

2012

Draymond Green - Golden State - 2nd Rd. (Pick 35)

2014

Adreian Payne - Atlanta - 1st Rd. (Pick 15)
 Gary Harris - Chicago* - 1st Rd. (Pick 19)
 * Traded to Denver on draft night.

2015

Branden Dawson - New Orleans* - 2nd Rd. (Pick 56)
 * Traded to LA Clippers on draft night.

2016

Denzel Valentine - Chicago - 1st Rd. (Pick 14)
 Deyonta Davis - Boston* - 2nd Rd. (Pick 31)
 * Traded to Memphis on draft night.

ALAN ANDERSON

Los Angeles Clippers

Alan Anderson joins the Los Angeles Clippers for 2016-17 following an injury-shortened season in Washington. An undrafted free agent out of MSU, Anderson played for Charlotte in 2005-06 and 2006-07. After several years overseas, he joined the Raptors at the end of the 2011-12 season. His most productive season came in Toronto in 2012-13 (10.7 ppg), after which he played two seasons in Brooklyn, seeing some time as a starter and appearing in two postseasons, including averaging 11.0 points in the 2015 playoffs.

MATT COSTELLO

Atlanta Hawks

Matt Costello signed a free agent contract with Atlanta in July after playing with the Hawks during the 2016 NBA Summer League.



DEYONTA DAVIS

Memphis Grizzlies

Deyonta Davis entered the 2016 NBA Draft after his freshman season at Michigan State. He was selected by the Boston Celtics with the first pick of the second round and immediately traded to the Memphis Grizzlies.

BRANDEN DAWSON

Branden Dawson was selected by the New Orleans Pelicans in the second round of the 2015 NBA Draft and traded to the Los Angeles Clippers, where he appeared in six games during his rookie season.

BRYN FORBES

San Antonio Spurs

Bryn Forbes was not selected in the 2016 NBA Draft, but played with the San Antonio Spurs during the summer league. A strong showing led to a free agent contract for fall camp with the Spurs.



DRAYMOND GREEN

Golden State Warriors

Draymond Green has developed into an NBA superstar in the last two seasons. He averaged career highs in scoring (14.0 ppg), rebounding (9.5 rpg) and assists (6.0 apg) in 2015-16, earning Second-Team All-NBA honors, while also appearing in his first All-Star game and making the All-Defensive First Team for the second straight season. Following the season, Green won a gold medal with Team USA at the 2016 Rio Olympics. In 2014-15, his first year as a starter, Green helped

lead the Golden State Warriors to an NBA title with postseason averages of 13.7 points, 10.1 rebounds and 5.2 assists, while earning All-Defensive First Team honors in the regular season. He has been the runner-up in the voting for Defensive Player of the Year in each of the last two seasons.



GARY HARRIS

Denver Nuggets

Gary Harris was a full-time starter in his second season with the Denver Nuggets in 2015-16, averaging 12.3 points. A 2014 NBA Draft first rounder, he was traded from the Chicago Bulls to Denver on draft night.

ADREIAN PAYNE

Minnesota Timberwolves

Adreian Payne was selected by the Atlanta Hawks with the No. 15 pick in the 2014 NBA Draft. He was traded to Minnesota during his rookie season and has started 24 games over the last two years.

BEHIND THE SCENES

Former MSU assistants Jim Boylan (Cleveland Cavaliers) and Jim Boylen (Chicago Bulls) are NBA assistant coaches. Former Spartan Travis Walton is an assistant coach for the Salt Lake City Stars of the NBDL. Former MSU video coordinator Paul Rivers is Director of Basketball Operations with the Oklahoma City Thunder. Jordan Ott, a former MSU video coordinator and graduate manager is an assistant coach with the Brooklyn Nets. Former managers and graduate managers have also found homes in the NBA. Brian Pauga is the Director of Player Personnel for the Minnesota Timberwolves, while Steve Hetzel is an assistant coach with the Charlotte Hornets. Dan Vincent is manager of advance scouting with the Cleveland Cavaliers, while Andrew Henk is an account executive with the Cavaliers. Zach Peterson is an assistant video coordinator with the Atlanta Hawks. Ryan Nadeau is a basketball operations associate with the Chicago Bulls. Nate Babcock is head video coordinator with the Brooklyn Nets, and Mike Pires is a basketball operations quality control assistant with the San Antonio Spurs. Former athletic trainer Quinton Sawyer is now an assistant athletic trainer with the Phoenix Suns.



SPARTANS IN THE NBA/NBA HONORS

ZACH RANDOLPH*Memphis Grizzlies*

Zach Randolph has averaged a double-double in eight of the last 10 seasons, totaling 15.3 points and 7.8 rebounds in 2015-16. He earned NBA All-Star honors in 2010 and 2013 and has led the Memphis Grizzlies to six-straight NBA Playoff appearances, including the 2013 Western Conference Finals. His 15-year NBA career also includes stints with Portland, New York and the Los Angeles Clippers before joining the Grizzlies in 2009-10.

**DENZEL VALENTINE***Chicago Bulls*

Denzel Valentine was selected by the Chicago Bulls with the 14th pick of the 2016 NBA Draft, becoming the highest Spartan draftee since 2001. During the 2016 Las Vegas Summer League championship game, Valentine hit a buzzer-beater to give the Bulls the summer title.

NBA Honors & Awards**Naismith Hall of Fame**

2002	Magic Johnson
2016	Tom Izzo

NBA All-Star Selections

1962	Johnny Green
1963	Johnny Green
1965	Johnny Green
1971	Johnny Green
1972	Ralph Simpson (ABA)
1973	Ralph Simpson (ABA)
1974	Ralph Simpson (ABA)
1975	Ralph Simpson (ABA)
1976	Ralph Simpson (ABA)
1980	Magic Johnson
1982	Magic Johnson
1983	Magic Johnson
1984	Magic Johnson
1985	Magic Johnson
1986	Magic Johnson
1987	Magic Johnson
1988	Magic Johnson
1989	Magic Johnson
1990	Magic Johnson
1991	Magic Johnson
1992	Magic Johnson
1992	Kevin Willis
1998	Steve Smith
2010	Zach Randolph
2013	Zach Randolph
2016	Draymond Green



Magic Johnson won three NBA MVP awards with the Los Angeles Lakers.

NBA All-Star Game MVP

1990	Magic Johnson
1992	Magic Johnson

NBA Championships

1980	Magic Johnson
1982	Magic Johnson
1985	Magic Johnson
1986	Sam Vincent
1987	Magic Johnson
1988	Magic Johnson
1997	Matt Steigenga
2003	Steve Smith
	Kevin Willis
2009	Shannon Brown
2010	Shannon Brown
2015	Draymond Green

NBA MVP

1987	Magic Johnson
1989	Magic Johnson
1990	Magic Johnson

NBA Finals MVP

1980	Magic Johnson
1982	Magic Johnson
1987	Magic Johnson

NBA Most Improved

Player	Scott Skiles
2004	Zach Randolph



Zach Randolph was an NBA All-Star in 2010 and 2013.

All-NBA

1972	Ralph Simpson (ABA 2nd Team)
1973	Ralph Simpson (ABA 2nd Team)
1976	Ralph Simpson (ABA 1st Team)
1982	Magic Johnson (2nd Team)
1983	Magic Johnson (1st Team)
1984	Magic Johnson (1st Team)
1985	Magic Johnson (1st Team)
1986	Magic Johnson (1st Team)
1987	Magic Johnson (1st Team)
1988	Magic Johnson (1st Team)
1989	Magic Johnson (1st Team)
1990	Magic Johnson (1st Team)
1991	Magic Johnson (1st Team)
1992	Kevin Willis (3rd Team)
2011	Zach Randolph (3rd Team)
2016	Draymond Green (2nd Team)

Slam Dunk Champion

2002	Jason Richardson
2003	Jason Richardson

NBA All-Rookie

1980	Magic Johnson (1st Team)
1982	Jay Vincent (1st Team)
1992	Steve Smith (1st Team)
2001	Morris Peterson (1st Team)
2002	Jason Richardson (1st Team)

NBA Rookie Challenge

MVP	
2003	Jason Richardson

J. Walter Kennedy Citizenship Award

1992	Magic Johnson
1998	Steve Smith
2005	Eric Snow

NBA Sportsmanship Award

2000	Eric Snow
2002	Steve Smith

NBA All-Defensive Team

2003	Eric Snow (2nd Team)
2015	Draymond Green (1st Team)
2016	Draymond Green (1st Team)

Mannie Jackson Basketball's Human Spirit Award

2013	Magic Johnson
2015	Steve Smith

NBA IBM Award

1984	Magic Johnson
------	---------------

NBA All-Star Weekend

Shooting Stars Champion	
2004	Magic Johnson
2011	Steve Smith

NBA SPARTANS ALL-TIME STATS

Maurice Ager

Dallas (2006-08)
 New Jersey (2007-09)
 Minnesota (2010-11)
4-year NBA Avg.
 2.1 ppg 0.6 rpg 0.2 apg

Matthew Aitch

Indiana (1967-68)
1-year NBA Avg.
 5.6 ppg 3.6 rpg 0.4 apg

Robert Andereg

New York (1959-60)
1-year NBA Avg.
 4.0 ppg 2.1 rpg 0.9 apg

Alan Anderson

Charlotte (2005-07)
 Toronto (2011-13)
 Brooklyn (2013-15)
6-year NBA Avg.
 7.9 ppg 2.3 rpg 1.2 apg

Keith Appling

Orlando (2015-16)
1-year NBA Avg.
 1.2 ppg 0.2 rpg 0.2 apg

Chet Aubuchon

Detroit (1946-47)
1-year NBA Avg.
 2.2 ppg 0.7 apg

Charlie Bell

Phoenix (2001-02)
 Dallas (2001-02)
 Milwaukee (2005-10)
 Golden State (2010-11)
7-year NBA Avg.
 8.5 ppg 2.2 rpg 2.3 apg

Robert Brannum

Sheboygan (1948-50)
 Boston (1951-55)
6-year NBA Avg.
 7.4 ppg 7.0 rpg 2.1 apg

Shannon Brown

Cleveland (2006-08)
 Chicago (2007-08)
 Charlotte (2008-09)
 Los Angeles Lakers (2008-11)
 Phoenix (2011-13)
 San Antonio (2013-14)
 New York (2013-14)
 Miami (2014-15)
9-year NBA Avg.
 7.6 ppg 1.9 rpg 1.1 apg

Edward Burton

New York (1961-62)
 St. Louis (1964-65)
2-year NBA Avg.
 2.2 ppg 1.2 rpg 0.2 apg

Mateen Cleaves

Detroit (2000-01)
 Sacramento (2001-03)
 Cleveland (2003-04)
 Seattle (2004-06)
6-year NBA Avg.
 3.6 ppg 1.0 rpg 1.9 apg

Paul Davis

L.A. Clippers (2006-09)
 Washington (2009-10)
4-year NBA Avg.
 2.6 ppg 1.9 rpg 0.4 apg

Branden Dawson

L.A. Clippers (2015-16)
1-year NBA Avg.
 0.8 ppg 0.3 rpg 0.0 apg

Jamie Feick

Charlotte (1996-97)
 San Antonio (1996-97)
 Milwaukee (1997-99)
 New Jersey (1998-2001)
6-year NBA Avg.
 4.5 ppg 7.1 rpg 0.7 apg

Al Ferrari

St. Louis (1955-56; '58-62)
 Chicago (1962-63)
6-year NBA Avg.
 6.8 ppg 2.2 rpg 2.5 apg

Terry Furlow

Philadelphia (1976-77)
 Cleveland (1977-79)
 Atlanta (1978-80)
 Utah (1979-80)
4-year NBA Avg.
 10.7 ppg 2.1 rpg 2.4 apg

Draymond Green

Golden State (2012-16)
4-year NBA Avg.
 8.7 ppg 6.5 rpg 3.4 apg

Johnny Green

New York (1959-66)
 Baltimore (1965-67)
 San Diego (1967-68)
 Philadelphia (1967-69)
 Cincinnati (1969-72)
 Kansas City/Omaha (1972-73)
14-year NBA Avg.
 11.6 ppg 8.6 rpg 1.4 apg

Lindsay Hairston

Detroit (1975-76)
1-year NBA Avg.
 5.8 ppg 3.8 rpg 0.4 apg

Gary Harris

Denver (2014-16)
2-year NBA Avg.
 8.5 ppg 2.2 rpg 1.3 apg

Darryl Johnson

Cleveland (1995-96)
1-year NBA Avg.
 1.1 ppg 0.2 rpg 0.1 apg

Earvin Johnson

L.A. Lakers (1979-91; '95-96)
13-year NBA Avg.
 19.5 ppg 7.2 rpg 11.2 apg

Ken Johnson

Portland (1985-86)
1-year NBA Avg.
 4.1 ppg 3.8 rpg 0.3 apg

Greg Kelsner

Detroit (1979-82)
 Seattle (1981-83)
 San Diego (1983-84)
 Indiana (1984-85)
6-year NBA Avg.
 9.7 ppg 4.6 rpg 1.3 apg

Kalin Lucas

Memphis (2014-15)
1-year NBA Avg.
 0.0 ppg 0.0 rpg 0.0 apg

Matthew Mazza

Sheboygan (1949-50)
1-year NBA Avg.
 3.8 ppg 1.1 apg

Anthony Miller

L.A. Lakers (1994-96)
 Atlanta (1996-98; 2000-01; '04-05)
 Houston (1998-2001)
 Philadelphia (2000-01)
8-year NBA Avg.
 2.8 ppg 2.7 rpg 0.4 apg

Adreian Payne

Atlanta (2014-15)
 Minnesota (2014-16)
2-year NBA Avg.
 4.1 ppg 3.3 rpg 0.7 apg

Mike Peplowski

Sacramento (1993-94)
 Detroit (1994-95)
 Washington (1995-96)
 Milwaukee (1995-96)
3-year NBA Avg.
 2.6 ppg 2.9 rpg 0.4 apg

Morris Peterson

Toronto (2000-07)
 New Orleans (2007-10)
 Oklahoma City (2010-11)
11-year NBA Avg.
 10.7 ppg 3.5 rpg 1.5 apg

Zach Randolph

Portland (2001-07)
 New York (2007-09)
 L.A. Clippers (2008-09)
 Memphis (2009-15)
14-year NBA Avg.
 17.1 ppg 9.5 rpg 1.8 apg

Shawn Respert

Milwaukee (1995-97)
 Toronto (1996-98)
 Dallas (1997-98)
 Phoenix (1998-99)
4-year NBA Avg.
 4.9 ppg 1.3 rpg 1.0 apg

Jason Richardson

Golden State (2001-07)
 Charlotte (2007-09)
 Phoenix (2008-11)
 Orlando (2010-12)
 Philadelphia (2012-15)
14-year NBA Avg.
 17.1 ppg 5.0 rpg 2.7 apg

Ralph Simpson

Denver (1970-76; '77-78)
 Detroit (1976-78)
 Philadelphia (1978-79)
 New Jersey (1978-80)
10-year NBA Avg.
 8.4 ppg 2.1 rpg 2.2 apg

Scott Skiles

Milwaukee (1986-87)
 Indiana (1987-89)
 Orlando (1989-94)
 Washington (1994-95)
 Philadelphia (1995-96)
10-year NBA Avg.
 11.1 ppg 2.5 rpg 6.5 apg

Steve Smith

Miami (1991-95; 2004-05)
 Atlanta (1994-99)
 Portland (1999-2001)
 San Antonio (2001-03)
 New Orleans (2003-04)
14-year NBA Avg.
 14.3 ppg 3.2 rpg 3.1 apg

Eric Snow

Seattle (1995-98)
 Philadelphia (1997-2004)
 Cleveland (2004-08)
13-year NBA Avg.
 6.8 ppg 2.5 rpg 5.0 apg

Matt Steigenga

Chicago (1996-97)
1-year NBA Avg.
 1.5 ppg 1.5 rpg 1.0 apg

Jay Vincent

Dallas (1981-86)
 Washington (1986-87)
 Denver (1987-89)
 San Antonio (1988-89)
 Philadelphia (1989-90)
 L.A. Lakers (1989-90)
9-year NBA Avg.
 15.2 ppg 5.5 rpg 2.0 apg

Sam Vincent

Boston (1985-87)
 Seattle (1987-88)
 Chicago (1987-90)
 Orlando (1990-92)
7-year NBA Avg.
 7.8 ppg 2.1 rpg 3.9 apg

Horace Walker

Chicago (1961-62)
1-year NBA Avg.
 6.7 ppg 7.2 rpg 1.1 apg

Kevin Willis

Atlanta (1984-95; 2004-05)
 Miami (1994-96)
 Golden State (1995-96)
 Houston (1996-98; 2001-02)
 Toronto (1998-2000)
 San Antonio (2002-04)
 Dallas (2006-07)
20-year NBA Avg.
 12.1 ppg 8.4 rpg 0.9 apg

USA BASKETBALL



Draymond Green became the third Spartan to win Olympic Gold, representing the USA at the 2016 Rio Games.

Olympic Games

Magic Johnson	1992
Steve Smith	2000
Draymond Green	2016

Goodwill Games

Shawn Respert	1994
Tom Izzo (Asst. Coach)	2001

World Championships

Steve Smith	1994
Mateen Cleaves	1998
Charlie Bell	2005

Pan American Games

Jud Heathcote (Asst. Coach)	1975, 1987
Mike Peplowski	1991
Matt Steigenga	1999
Chris Hill	2003
Tom Izzo (Head Coach)	2003
Drew Neitzel	2007
Denzel Valentine	2015

Men's Select Team

Jason Richardson	2000
Draymond Green	2014
Gary Harris	2016
Denzel Valentine	2016



Earvin "Magic" Johnson won an Olympic Gold Medal with the original "Dream Team" in 1992.

World University Games

John Benington (Head Coach)	1967
Kevin Willis	1983
Steve Smith	1989
Shawn Respert	1993
Draymond Green	2011
Adreian Payne	2013

National Team Minicamp

Draymond Green	2015
----------------	------

USA Hoop Summit

Zach Randolph	2000
Marcus Taylor	2000
Gary Harris	2012
Joshua Langford	2016

U-19 World Championships

Scott Skiles	1983
Maurice Ager	2003
Paul Davis	2003
Raymar Morgan	2007
Keith Appling	2011

Young Men's Championship

Zach Randolph	2000
Jason Richardson	2000
Marcus Taylor	2001



Denzel Valentine was a member of the 2015 Pan American Games squad.



Steve Smith won gold with Team USA at the 2000 Olympic Games in Sydney, Australia.

USA Youth Dev. Festival

Marcus Taylor	1998
Zach Randolph	1999
Alan Anderson	2000
Paul Davis	2001
Matt Trannon	2001
Shannon Brown	2002
Drew Naymick	2002
Drew Neitzel	2003
Isaiah Dahlman	2005
Tom Herzog	2005
Delvon Roe	2007
Korie Lucious	2007

Under 18 National Team

Chris Allen	2006
-------------	------

Under 16 National Team

Brandon Kearney	2009
-----------------	------

Youth Olympic Games

Brandon Kearney	2010
-----------------	------

USA Olympic Festival

Robert Gonzalez	1979
Ben Tower	1981
Sam Vincent	1981-82
Patrick Ford	1983
Scott Skiles	1983
Mike Peplowski	1989
Matt Steigenga	1989
Dwayne Stephens	1990
Anthony Miller	1991
Quinton Brooks	1993

SPARTAN CAPTAINS




1898-99	*	1959-60	Lance Olson	1999-2000	Mateen Cleaves
1899-00	*		Horace Walker		A.J. Granger
1900-01	Charles Blanchard	1960-61	David Fahs		Morris Peterson
1901-02	James Cooper	1961-62	Arthur Schwarm	2000-01	Charlie Bell
1902-03	Joseph Haftencamp	1962-63	John Lamers		Andre Hutson
1903-04	Edward Balbach	1963-64	George (Pete) Gent		David Thomas
1904-05	Foley Tuttle	1964-65	Marcus Sanders	2001-02	Aloysius Anagonye
1905-06	*	1965-66	William Curtis		Adam Ballinger
1906-07	Edward Krehl	1966-67	Matthew Aitch		Marcus Taylor
1907-08	Roy Vondette	1967-68	John Bailey	2002-03	Aloysius Anagonye
1908-09	Parnell McKerna	1968-69	Lee Lafayette		Adam Ballinger
1909-10	Claude Hannish	1969-70	James Gibbons	2003-04	Alan Anderson
1910-11	Fred Busch		Lloyd Ward		Jason Andreas
1911-12	Ralph Chamberlain	1970-71	Rudy Benjamin		Kelvin Torbert
1912-13	Robert Goss	1971-72	Ronald Gutkowski	2004-05	Alan Anderson
1913-14	George Gauthier		Patrick Miller		Tim Bograkovs
1914-15	Oscar Miller	1972-73	Bill Kilgore		Chris Hill
1915-16	Lyman Fridmoldig	1973-74	Michael Robinson		Kelvin Torbert
1916-17	Albert McClelland	1974-75	Lindsay Hairston	2005-06	Maurice Ager
1917-18	Byron Murray	1975-76	Terry Furlow		Shannon Brown
1918-19	Lawrence Kurtz	1976-77	Robert Chapman		Paul Davis
1919-20	George Garrett	1977-78	Robert Chapman		Delco Rowley
1920-21	Walter Foster		Greg Kelsner	2006-07	Drew Neitzel
1921-22	Lloyd Heasley	1978-79	Earvin Johnson		Travis Walton
1922-23	Clarence Fessenden		Greg Kelsner	2007-08	Drew Neitzel
1923-24	Wesley Eva	1979-80	Ronald Charles		Travis Walton
1924-25	Matt Nuttila		Terry Donnelly	2008-09	Kalin Lucas
1925-26	Paul Hackett	1980-81	Mike Brkovich		Travis Walton
1926-27	Kenneth Drew		Jay Vincent	2009-10	Isaiah Dahliman
1927-28	Verne Dickeson	1981-82	Kurt James		Draymond Green
1928-29	Carl Felt		Kevin Smith		Kalin Lucas
1929-30	James VanZylen	1982-83	Bill Cawood		Raymar Morgan
1930-31	Arthur Haga		Derek Perry	2010-11	Draymond Green
	Roger Grove	1983-84	Benjamin Tower		Kalin Lucas
	Edward Scott		Kevin Willis	2011-12	Draymond Green
1931-32	Dee Pinneo	1984-85	Sam Vincent		Austin Thornton
1932-33	Garold McCaslin		Richard Mudd	2012-13	Keith Appling
	Alton Kircher	1985-86	Scott Skiles		Russell Byrd
1933-34	Wendall Patchett		Larry Polec		Derrick Nix
1934-35	Robert Herrick	1986-87	Darryl Johnson	2013-14	*
	Milo Rouse		Barry Fordham	2014-15	Branden Dawson
	Arnold VanFaasen	1987-88	George Papadakos		Travis Trice
1935-36	Daniel Reck		Carlton Valentine		Denzel Valentine
1936-37	Ron Garlock		Ed Wright	2015-16	Matt Costello
1937-38	Howard Kraft	1988-89	Ken Redfield		Lourawls Nairn Jr.
1938-39	Leo Callahan		Todd Wolfe		Denzel Valentine
1939-40	Max Dalrymple	1989-90	Ken Redfield	* - no captains selected	
	Martin Hutt		Steve Smith		
1940-41	Robert Phillips	1990-91	Steve Smith		
1941-42	Chester Aubuchon		Matt Steigenga		
1942-43	Carl Petroski	1991-92	Mark Montgomery		
1943-44	No Sched. - World War II		Matt Steigenga		
1944-45	Nickolas Hashu	1992-93	Mike Peplowski		
1945-46	Oliver White		Dwayne Stephens		
1946-47	Robin Roberts	1993-94	Kris Weshinsky		
1947-48	Robert Brannum		Shawn Respert		
1948-49	Robert Geahan	1994-95	Eric Snow		
	Jack Wulf		Shawn Respert		
1949-50	Robert Robbins	1995-96	Quinton Brooks	Antonio Smith was a three-year captain from 1996-97 to 1998-99.	
1950-51	James Snodgrass		Jamie Feick		
1951-52	Clarence (Sonny) Means	1996-97	Steve Polonowski		
1952-53	Erik Furseth		Antonio Smith		
1953-54	Keith Stackhouse	1997-98	Antonio Smith		
1954-55	Albert Ferrari		Mateen Cleaves		
1955-56	Walter Godfrey	1998-99	Antonio Smith		
1956-57	George Ferguson		Mateen Cleaves		
1957-58	Jack Quiggle		Jason Klein		
1958-59	Robert Anderegg		Thomas Kelley		
	Johnny Green				

ELITE

MICHIGAN STATE BASKETBALL

RECORDS



MSUSPARTANS.COM

SCORING RECORDS

INDIVIDUAL

Career

POINTS	NO.	YEARS
1. Shawn Respert	2,531	1990-95
2. Steve Smith	2,263	1987-91
3. Scott Skiles	2,145	1982-86
4. Greg Kelsner	2,014	1975-79
5. Kalin Lucas	1,996	2007-11
6. Jay Vincent	1,914	1977-81
7. Sam Vincent	1,851	1981-85
8. Terry Furlow	1,777	1972-76
9. Paul Davis	1,718	2002-06
10. Mike Robinson	1,717	1971-74

SCORING AVG. NO. (GMS.)YEARS

1. Mike Robinson	24.2 (71)	1971-74
2. Shawn Respert	21.2 (119)	1990-95
3. Julius McCoy	20.9 (66)	1953-56
4. Steve Smith	18.5 (122)	1987-91
5. Scott Skiles	18.2 (118)	1982-86
6. Stan Washington	18.0 (69)	1963-66
7. Terry Furlow	17.8 (100)	1972-76
8. Greg Kelsner	17.5 (115)	1975-79
9. Pete Gent	17.4 (66)	1961-64
10. Earvin Johnson	17.1 (62)	1977-79

Season

POINTS	NO.	YEAR
1. Scott Skiles	850	1985-86
2. Terry Furlow	793	1975-76
3. Shawn Respert	778	1993-94
4. Steve Smith	752	1990-91
5. Shawn Respert	716	1994-95
6. Ralph Simpson	667	1969-70
7. Sam Vincent	666	1984-85
8. Morris Peterson	657	1999-2000
9. Maurice Ager	656	2005-06
10. Drew Neitzel	635	2006-07

By Class:

Fresh.: Earvin Johnson - 511 (1977-78)
 Soph.: Ralph Simpson - 667 (1969-70)
 Junior: Shawn Respert - 778 (1993-94)
 Senior: Scott Skiles - 850 (1985-86)

SCORING AVG. AVG. YEAR

1. Terry Furlow	29.4	1975-76
2. Ralph Simpson	29.0	1969-70
3. Scott Skiles	27.4	1985-86
4. Julius McCoy	27.2	1955-56
5. Shawn Respert	25.6	1994-95
6. Mike Robinson	25.3	1972-73
7. Steve Smith	25.1	1990-91
8. Mike Robinson	24.7	1971-72
9. Shawn Respert	24.3	1993-94
10. Sam Vincent	23.0	1984-85

By Class:

Fresh.: Earvin Johnson - 17.0 (1977-78)
 Soph.: Ralph Simpson - 29.0 (1969-70)
 Junior: Mike Robinson - 25.3 (1972-73)
 Senior: Terry Furlow - 29.4 (1975-76)

YEAR-BY-YEAR SCORING LEADERS

Based on total points (since 1926-27)

YEAR	NAME, POS.	PTS. (AVG.)	YEAR	NAME, POS.	PTS. (AVG.)
1926-27	V. Dickeson, f	62 (NA)	1971-72	Mike Robinson, g	594 (24.7)
1927-28	V. Dickeson, f	100 (NA)	1972-73	Mike Robinson, g	608 (25.3)
1928-29	Arthur Haga, g	99 (NA)	1973-74	Mike Robinson, g	515 (22.4)
1929-30	Roger Grove, f	91 (NA)	1974-75	Terry Furlow, f	509 (20.4)
1930-31	Roger Grove, f	135 (NA)	1975-76	Terry Furlow, f	793 (29.4)
1931-32	Randy Boeskool, c	80 (NA)	1976-77	Greg Kelsner, f	565 (21.7)
1932-33	Gerald McCaslin, f	92 (NA)	1977-78	Greg Kelsner, f	531 (17.7)
1933-34	Maurice Buysse, c	126 (NA)	1978-79	Greg Kelsner, f	602 (18.8)
1934-35	Arnold Van Faasen, c	133 (NA)	1979-80	Jay Vincent, c/f	582 (21.6)
1935-36	Ron Garlock, g	109 (NA)	1980-81	Jay Vincent, c/f	609 (22.6)
1936-37	Leonard Oesterink, f	112 (NA)	1981-82	Kevin Smith, g	436 (15.6)
1937-38	George Falkowski, f	173 (NA)	1982-83	Sam Vincent, g	498 (16.6)
1938-39	George Falkowski, f	119 (NA)	1983-84	Scott Skiles, g	405 (14.5)
1939-40	Chet Aubuchon, g	169 (NA)	1984-85	Sam Vincent, g	666 (24.3)
1940-41	Max Hindman, f	144 (NA)	1985-86	Scott Skiles, g	850 (27.4)
1941-42	Joe Gerard, f	239 (NA)	1986-87	Darryl Johnson, g	618 (22.1)
1942-43	John Cawood, f	118 (NA)	1987-88	Carlton Valentine, f	371 (13.3)
1943-44	No team due to World War II		1988-89	Steve Smith, g	585 (17.7)
1944-45	Sam Fortino, f	203 (11.9)	1989-90	Steve Smith, g	627 (20.4)
1945-46	Sam Fortino, f	251 (12.0)	1990-91	Steve Smith, g	752 (25.1)
1946-47	Bob Geahan, f	235 (11.2)	1991-92	Shawn Respert, g	474 (15.8)
1947-48	Bob Brannum, c	344 (15.6)	1992-93	Shawn Respert, g	563 (20.1)
1948-49	Bill Rapchak, f	211 (10.6)	1993-94	Shawn Respert, g	778 (24.3)
1949-50	Dan Smith, f	207 (9.4)	1994-95	Shawn Respert, g	716 (25.6)
1950-51	Ray Steffen, c	186 (8.9)	1995-96	Quinton Brooks, f	505 (16.3)
1951-52	Keith Stackhouse, f	236 (11.8)	1996-97	Ray Weathers, g	395 (13.6)
1952-53	Al Ferrari, f	351 (16.0)	1997-98	Mateen Cleaves, g	484 (16.1)
1953-54	Julius McCoy, f	409 (18.6)	1998-99	Morris Peterson, f	516 (13.6)
1954-55	Al Ferrari, f	442 (20.1)	1999-2000	Morris Peterson, f	657 (16.8)
1955-56	Julius McCoy, f	600 (27.2)	2000-01	Jason Richardson, g	486 (14.7)
1956-57	Jack Quiggle, g	384 (15.3)	2001-02	Marcus Taylor, g	488 (16.8)
1957-58	Johnny Green, c	397 (18.0)	2002-03	Chris Hill, g	479 (13.7)
1958-59	Bob Anderegg, f	450 (19.5)	2003-04	Paul Davis, c	474 (15.8)
1959-60	Horace Walker, f/c	473 (22.6)	2004-05	Maurice Ager, g	464 (14.1)
1960-61	Dick Hall, f/c	390 (16.2)	2005-06	Maurice Ager, g	656 (19.3)
1961-62	Pete Gent, f	311 (14.1)	2006-07	Drew Neitzel, g	635 (18.0)
1962-63	Pete Gent, f	329 (16.4)	2007-08	Raymar Morgan, f	505 (14.1)
1963-64	Pete Gent, f	506 (21.0)	2008-09	Kalin Lucas, g	559 (14.7)
1964-65	Stan Washington, f	490 (21.3)	2009-10	Kalin Lucas, g	490 (14.8)
1965-66	Stan Washington, f	397 (18.0)	2010-11	Kalin Lucas, g	578 (17.0)
1966-67	Matthew Aitch, c	376 (16.3)	2011-12	Draymond Green, f	601 (16.2)
1967-68	Lee Lafayette, c/f	405 (16.8)	2012-13	Keith Appling, g	481 (13.4)
1968-69	Lee Lafayette, c/f	430 (18.7)	2013-14	Gary Harris, g	586 (16.7)
1969-70	Ralph Simpson, g	667 (29.0)	2014-15	Travis Trice, g	598 (15.3)
1970-71	Rudy Benjamin, g	520 (21.2)	2015-16	Denzel Valentine, g	595 (19.2)

TEAM

Season

TOTAL PTS	PTS.	GAMES
1. 1999-2000	2,889	39
2. 2013-14	2,870	38
3. 2015-16	2,793	35
4. 2014-15	2,773	39
5. 2008-09	2,737	38

SCORING AVG. AVG. GAMES

1. 1963-64	92.1 (2.211)	24
2. 1964-65	85.9 (1.977)	23
3. 1985-86	83.1 (2.576)	31
4. 1958-59	82.0 (1.886)	23
5. 1972-73	81.8 (1.964)	24

Game

POINTS	OPPONENT	DATE
1. 121	Morehead St.	12/1/1992
2. 118	Alcorn State	12/13/2008
118	Oklahoma	12/21/1963
4. 117	Ball State	12/29/1994
5. 114	Michigan	3/4/2000

Big Ten Game

POINTS	OPPONENT	DATE
1. 114	Michigan	3/4/2000
2. 110	Purdue	3/1/1965
3. 107	Iowa	2/15/1964
107	Indiana	1/11/1964
107	Iowa	2/22/1964
107	Northwestern	2/29/1964



SCORING RECORDS

TOP INDIVIDUAL GAMES

50	Terry Furlow vs. Iowa.....	1/5/1976 (MSU 105-88)
48	Terry Furlow vs. Northwestern.....	1/8/1976 (NU 105-89)
45	Scott Skiles vs. Minnesota.....	1/18/1986 (UM 76-71)
	Julius McCoy vs. Notre Dame.....	12/21/1955 (MSU 84-78)
43	Shawn Respert vs. Minnesota.....	2/23/1994 (MSU 85-68)
	Scott Skiles vs. Ohio State.....	3/8/1986 (MSU 91-81)
42	Darryl Johnson vs. BYU.....	12/29/1986 (BYU 96-88)
	Terry Furlow vs. Ohio State.....	1/10/1976 (MSU 92-82)
	Ralph Simpson vs. W. Mich.....	12/13/1969 (MSU 86-71)
41	Adreian Payne vs. Delaware.....	3/20/2014 (MSU 93-78)
	Terry Furlow vs. Detroit.....	12/22/1975 (UD 85-82)
	Rudy Benjamin vs. Butler.....	12/14/1970 (MSU 99-75)
	Julius McCoy vs. Michigan.....	2/6/1956 (MSU 86-76)
40	Shawn Respert vs. Indiana.....	1/11/1995 (IU 89-82)
	Shawn Respert vs. Indiana.....	3/9/1994 (MSU 94-78)
	Kirk Manns vs. Purdue.....	1/25/1989 (MSU 106-83)
	Scott Skiles vs. Michigan.....	1/25/1986 (MSU 91-79)
	Terry Furlow vs. Indiana.....	2/9/1976 (IU 85-70)
	Mike Robinson vs. Northwestern.....	3/3/1973 (MSU 86-72)
	Ralph Simpson vs. Oregon.....	12/27/1969 (OU 87-82)
	Julius McCoy vs. Ohio State.....	1/28/1956 (MSU 94-91)
39	Shawn Respert vs. Iowa.....	3/8/1995 (UI 79-78)
	Steve Smith vs. Minnesota.....	3/3/1990 (MSU 75-73)
	Sam Vincent vs. Purdue.....	1/10/1985 (MSU 81-72 ot)
38	Steve Smith vs. Central Mich.....	12/20/1990 (MSU 74-61)
	Terry Furlow vs. Michigan.....	2/14/1976 (UM 81-64)
	Mike Robinson vs. Iowa.....	1/15/1973 (MSU 76-74)
37	Shawn Respert vs. Nebraska.....	12/10/1994 (UN 96-91)
	Jay Vincent vs. Minnesota.....	2/28/1981 (UM 92-89 ot)
	Mike Robinson vs. Michigan.....	3/4/1972 (MSU 96-92)
	Ralph Simpson vs. Minnesota.....	1/30/1970 (UM 92-87)
36	Maurice Ager vs. Gonzaga.....	11/22/2005 (GU 109-106, 3OT)
	Steve Smith vs. Michigan.....	3/1/1990 (MSU 78-70)
	Steve Smith vs. Auburn.....	11/24/1989 (MSU 92-79)
	Scott Skiles vs. Wisconsin.....	1/30/1986 (MSU 83-81)
	Jay Vincent vs. Iowa.....	1/10/1981 (UI 65-57)
	Jay Vincent vs. Michigan.....	2/16/1980 (MSU 82-74)
	Greg Kelsner vs. Detroit.....	12/21/1977 (MSU 103-74)
	Terry Furlow vs. Ohio State.....	2/3/1975 (MSU 101-83)
	Mike Robinson vs. Central Mich.....	12/1/1973 (MSU 78-70)
	Ralph Simpson vs. Eastern Ky.....	12/1/1969 (MSU 89-35)
	Bill Curtis vs. Michigan.....	1/26/1965 (UM 103-98)
35	Shawn Respert vs. Illinois.....	2/15/1995 (MSU 68-58)
	Steve Smith vs. Illinois.....	1/17/1991 (MSU 71-68)
	Steve Smith vs. Evansville.....	12/18/1990 (MSU 81-76)
	Scott Skiles vs. Northwestern.....	2/27/1986 (MSU 82-48)
	Scott Skiles vs. Ohio St.....	2/24/1983 (MSU 101-94 3ot)
	Terry Furlow vs. Illinois.....	1/24/1976 (MSU 74-63)
	Ralph Simpson vs. Purdue.....	2/3/1970 (PU 105-86)
	Ralph Simpson vs. Notre Dame.....	1/20/1970 (MSU 85-82)
	Ted Williams vs. Purdue.....	3/4/1963 (PU 94-93)
	Olson Alonzo vs. Iowa.....	1/23/1960 (MSU 90-80)
	Julius McCoy vs. Wisconsin.....	2/27/1956 (MSU 89-82)


By Class

Freshman: 32 - Scott Skiles vs. Ohio State (2/24/1983)

Sophomore: 42 - Ralph Simpson vs. W. Mich. (12/13/1969)

Junior: 45 - Julius McCoy vs. Notre Dame (12/21/1955)

Senior: 50 - Terry Furlow vs. Iowa (1/5/1976)



Terry Furlow owns the top two single-game scoring efforts in MSU history.

TOP TEAM GAMES

PTS.	OPP. (MSU-OPP.)	DATE (LOCATION)
121	Morehead State (121-53).....	12/1/1992 (East Lansing)
118	Alcorn State (118-60).....	12/13/2008 (East Lansing)
	Oklahoma (118-100).....	12/21/1963 (Tempe, Ariz.)
117	Ball State (117-95).....	12/29/1994 (East Lansing)
114	Michigan (114-63).....	3/4/2000 (East Lansing)
111	Cleveland State (111-68).....	12/12/1994 (East Lansing)
110	Nebraska Omaha (110-68).....	12/4/2011 (East Lansing)
	Purdue (110-92).....	3/1/1965 (East Lansing)
109	Northern Michigan (109-86).....	11/30/1963 (East Lansing)
	Western Mich. (109-69).....	12/13/1978 (Kalamazoo, Mich.)
107	East Tenn. State (107-81).....	12/9/1993 (East Lansing)
	Northwestern (107-97).....	2/29/1964 (East Lansing)
	Iowa (107-89).....	2/22/1964 (Iowa City, Iowa)
	Iowa (107-82).....	2/15/1964 (East Lansing)
	Indiana (107-103).....	1/11/1964 (East Lansing)
106	UMass (106-68).....	11/28/2009 (Atlantic City, N.J.)
	Gonzaga (106-109, 3OT).....	11/22/2005 (Lahaina, Hawaii)
	Purdue (106-83).....	1/25/1989 (East Lansing)
	Wisconsin (106-90).....	1/6/1964 (East Lansing)
105	Iowa (105-88).....	1/5/1976 (East Lansing)
	Wisconsin (105-87).....	1/25/1975 (East Lansing)
104	UW-Green Bay (104-46).....	11/23/2004 (East Lansing)
	Florida A&M (104-72).....	11/19/2004 (East Lansing)
	Bowling Green (104-81).....	12/7/1963 (East Lansing)
103	Indiana (103-74).....	3/2/2008 (East Lansing)
	Loyola (Ill.) (103-71).....	12/29/2000 (Chicago, Ill.)
	Central Michigan (103-60).....	1/29/1985 (East Lansing)
	Detroit (103-74).....	12/21/1977 (Detroit)
	Rochester (103-61).....	12/29/1972 (Rochester, N.Y.)
	Wichita State (103-68).....	12/10/1966 (East Lansing)
	Michigan (103-91).....	2/14/1959 (East Lansing)
102	Nicholls State (102-52).....	11/27/2004 (East Lansing)
	New Hampshire (102-65).....	12/30/1977 (Norfolk, Va.)
	Ohio State (102-99).....	1/27/1964 (East Lansing)
	Alma (102-3).....	2/1/1902 (East Lansing)
101	New Orleans (101-48).....	12/28/2013 (East Lansing)
	Nebraska (101-78).....	12/4/1991 (East Lansing)
	Ohio State (101-94, 3OT).....	2/24/1983 (East Lansing)
	Marshall (101-82).....	12/19/1981 (East Lansing)
	Pennsylvania (101-67).....	3/24/1979 (Salt Lake City, Utah)
	Ohio State (101-83).....	2/3/1975 (Columbus, Ohio)
	Western Michigan (101-100).....	12/4/1963 (East Lansing)
100	Idaho (100-62).....	11/16/2008 (East Lansing)
	Iowa (100-91).....	2/12/1972 (Iowa City, Iowa)


1,000-POINT SCORERS



1. SHAWN RESPERT - 2,531 POINTS

Respert scored his 1,000th point in his 56th game vs. Penn State (March 13, 1993).


Year	GP/GS	FG-FGA	Pct.	3FG-FGA	Pct.	FT-FTA	Pct.	Reb/Avg.	Ast./Avg.	Pts./Avg.
1990-91	1/0	0-2	.000	0-0	.000	0-0	.000	0/0.0	0/0.0	0/0.0
1991-92	30/30	173-344	.503	60-132	.454	68-78	.872	64/2.1	62/2.1	474/15.8
1992-93	28/28	192-399	.481	60-140	.429	119-139	.856	111/4.0	73/2.6	563/20.1
1993-94	32/32	272-562	.484	92-205	.449	142-169	.840	127/4.0	81/2.5	778/24.3
1994-95	28/28	229-484	.473	119-251	.474	139-160	.869	111/4.0	85/3.0	716/25.6
Totals	119/118	866-1791	.483	331-728	.455	468-546	.857	413/3.4	301/2.5	2531/21.2



2. STEVE SMITH - 2,263 POINTS

Smith scored his 1,000th point in his 66th game vs. Furman (Dec. 2, 1989).

Year	GP/GS	FG-FGA	Pct.	3FG-FGA	Pct.	FT-FTA	Pct.	Reb/Avg.	Ast./Avg.	Pts./Avg.
1987-88	28/26	108-232	.466	14-30	.467	69-91	.758	112/4.0	82/2.9	299/10.7
1988-89	33/32	217-454	.478	22-63	.349	129-169	.763	229/6.0	112/3.4	585/17.7
1989-90	31/29	233-443	.526	45-98	.459	116-167	.695	216/7.0	150/4.9	627/20.2
1990-91	30/30	268-566	.474	66-162	.407	150-187	.802	183/6.1	109/3.6	752/25.1
Totals	122/117	826-1695	.487	147-353	.416	464-614	.756	740/6.1	453/3.7	2263/18.5



3. SCOTT SKILES - 2,145 POINTS

Skiles scored his 1,000th point in his 72nd game vs. Illinois (Jan. 12, 1985).

Year	GP/GS	FG-FGA	Pct.	3FG-FGA	Pct.	FT-FTA	Pct.	Reb/Avg.	Ast./Avg.	Pts./Avg.
1982-83	30/27	141-286	.493	25-50	.500	69-83	.831	63/2.1	146/4.9	376/12.5
1983-84	28/28	153-319	.480	-	-	99-119	.832	62/2.2	128/4.6	405/14.5
1984-85	29/29	212-420	.505	-	-	90-114	.790	93/3.2	168/5.8	514/17.7
1985-86	31/31	331-598	.554	-	-	188-209	.900	135/4.4	203/6.5	850/27.4
Totals	118/115	837/1623	.516	25-50	.500	446-525	.850	353/3.0	645/5.5	2145/18.2



4. GREG KELSER - 2,014 POINTS

Kelser scored his 1,000th point in his 90th game vs. Detroit (Dec. 21, 1977).

Year	GP/GS	FG-FGA	Pct.	3FG-FGA	Pct.	FT-FTA	Pct.	Reb/Avg.	Ast./Avg.	Pts./Avg.
1975-76	27/23	136-263	.517	-	-	44-78	.564	260/9.5	32/1.2	316/11.7
1976-77	26/26	217-441	.492	-	-	131-196	.668	280/10.8	67/2.6	565/21.7
1977-78	30/30	221-362	.610	-	-	89-152	.586	274/9.1	39/1.3	531/17.7
1978-79	32/32	246-451	.545	-	-	110-164	.671	278/8.7	56/1.8	602/18.8
Totals	115/111	820-1517	.541	-	-	374-590	.634	1092/9.5	194/1.7	2014/17.5



5. KALIN LUCAS - 1,996 POINTS

Lucas scored his 1,000th point in his 79th game vs. Florida (Nov. 27, 2009).

Year	GP/GS	FG-FGA	Pct.	3FG-FGA	Pct.	FT-FTA	Pct.	Reb/Avg.	Ast./Avg.	Pts./Avg.
2007-08	36/17	138-320	.431	20-55	.364	73-95	.768	56/1.6	137/3.8	369/10.3
2008-09	38/37	173-438	.395	41-105	.390	172-213	.808	80/2.1	176/4.6	559/14.7
2009-10	33/31	165-364	.453	35-99	.354	128-162	.772	62/1.9	131/4.0	490/14.8
2010-11	34/34	194-453	.428	53-136	.390	137-167	.820	73/2.1	114/3.4	578/17.0
Totals	141/119	670-1575	.425	149-395	.377	507-637	.796	271/1.9	558/4.0	1996/14.2



6. JAY VINCENT - 1,914 POINTS

Vincent scored his 1,000th point in his 74th game vs. Wisconsin (Jan 17, 1980).

Year	GP/GS	FG-FGA	Pct.	3FG-FGA	Pct.	FT-FTA	Pct.	Reb/Avg.	Ast./Avg.	Pts./Avg.
1977-78	29/26	137-239	.573	-	-	55-86	.640	110/3.7	30/1.0	329/11.3
1978-79	31/28	170-343	.496	-	-	54-93	.581	161/5.2	38/1.2	394/12.7
1979-80	27/27	233-451	.517	-	-	116-161	.720	209/7.7	61/2.3	582/21.5
1980-81	27/27	259-522	.496	-	-	91-141	.645	229/8.5	50/1.9	609/22.6
Totals	114/108	799-1555	.514	-	-	316-481	.657	709/6.2	179/1.6	1914/16.8



7. SAM VINCENT - 1,851 POINTS

Vincent scored his 1,000th point in his 68th game vs. Iowa (Jan. 4, 1984).

Year	GP/GS	FG-FGA	Pct.	3FG-FGA	Pct.	FT-FTA	Pct.	Reb/Avg.	Ast./Avg.	Pts./Avg.
1981-82	28/27	130-182	.461	-	-	68-91	.747	78/2.8	55/2.0	328/11.7
1982-83	30/30	180-401	.449	5-11	.455	133-172	.773	79/2.6	66/2.2	498/16.6
1983-84	23/23	130-261	.498	-	-	99-122	.811	62/2.7	68/3.0	359/15.6
1984-85	29/29	245-450	.544	-	-	176-208	.846	112/3.9	117/4.0	666/23.0
Totals	110/109	685-1294	.529	5-11	.455	476-593	.803	331/3.0	306/2.8	1851/16.8




8. TERRY FURLOW - 1,777 POINTS

Furlow scored his 1,000th point in his 74th game vs. Central Michigan (Dec. 1, 1975).

Year	GP/GS	FG-FGA	Pct.	3FG-FGA	Pct.	FT-FTA	Pct.	Reb/Avg.	Ast./Avg.	Pts./Avg.
1972-73	24/2	58-137	.423	-	-	20-30	.667	83/3.4	NA	136/5.7
1973-74	24/20	150-297	.505	-	-	39-59	.661	171/7.1	NA	339/14.1
1974-75	25/25	205-391	.524	-	-	99-120	.825	171/6.8	NA	509/20.4
1975-76	27/27	308-653	.472	-	-	177-202	.876	207/7.7	87/3.2	793/29.4
Totals	100/74	721-1478	.488	-	-	335-411	.815	632/6.3	87/3.2	1777/17.8

1,000-POINT SCORERS



9. PAUL DAVIS - 1,718 POINTS

Davis scored his 1,000th point in his 86th game vs. Minnesota (Feb. 16, 2005).

Year	GP/GS	FG-FGA	Pct.	3FG-FGA	Pct.	FT-FTA	Pct.	Reb/Avg.	Ast./Avg.	Pts./Avg.
2002-03	35/5	88-201	.438	1-6	.167	97-147	.660	165/4.7	15/0.4	274/7.8
2003-04	30/30	163-287	.568	5-15	.333	143-179	.799	187/6.2	59/2.0	474/15.8
2004-05	32/29	157-290	.541	1-8	.125	77-115	.670	257/8.0	50/1.6	392/12.3
2005-06	33/33	206-364	.566	6-19	.316	160-184	.870	301/9.1	54/1.6	578/17.5
Totals	130/97	614-1142	.538	13-48	.271	477-625	.763	910/7.0	178/1.4	1718/13.2



10. MIKE ROBINSON - 1,717 POINTS

Robinson scored his 1,000th point in his 41st game vs. Notre Dame (Feb. 7, 1973).

Year	GP/GS	FG-FGA	Pct.	3FG-FGA	Pct.	FT-FTA	Pct.	Reb/Avg.	Ast./Avg.	Pts./Avg.
1971-72	24/23	245-565	.434	-	-	104-147	.707	73/3.0	NA	594/24.7
1972-73	24/24	259-536	.483	-	-	90-113	.796	101/4.2	NA	608/25.3
1973-74	23/23	208-440	.473	-	-	99-128	.773	66-2.9	NA	515/22.4
Totals	71/70	712-1541	.462	-	-	293-388	.755	240/3.4	NA	1717/24.2



11. DENZEL VALENTINE - 1,645 POINTS

Valentine scored his 1,000th point in his 111th game vs. Oklahoma (March 27, 2015).

Year	GP/GS	FG-FGA	Pct.	3FG-FGA	Pct.	FT-FTA	Pct.	Reb/Avg.	Ast./Avg.	Pts./Avg.
2012-13	36/15	69-155	.445	16-57	.281	26-39	.667	149/4.1	87/2.4	180/5.0
2013-14	38/33	108-265	.408	43-114	.377	44-65	.677	228/6.0	144/3.8	303/8.0
2014-15	39/39	197-445	.443	102-245	.416	71-86	.826	245/6.3	167/4.3	567/14.5
2015-16	31/30	205-444	.462	104-234	.444	81-95	.853	234/7.5	241/7.8	595/19.2
Totals	144/117	579-1309	.442	265-650	.408	222-285	.779	856/5.9	639/4.4	1645/11.4



12. RAYMAR MORGAN - 1,597 POINTS

Morgan scored his 1,000th point in his 76th game vs. Oakland (Dec. 27, 2008).

Year	GP/GS	FG-FGA	Pct.	3FG-FGA	Pct.	FT-FTA	Pct.	Reb/Avg.	Ast./Avg.	Pts./Avg.
2006-07	28/25	121-249	.486	5-16	.313	80-116	.690	145/5.2	23/0.8	327/11.7
2007-08	36/36	187-335	.558	10-33	.303	121-180	.672	221/6.1	58/1.6	505/14.0
2008-09	35/26	132-251	.526	5-21	.238	89-135	.659	184/5.3	41/1.2	358/10.2
2009-10	36/33	154-291	.529	5-17	.294	94-140	.671	222/6.2	63/1.8	407/11.3
Totals	135/120	594-1126	.528	25-87	.287	384-571	.673	772/5.7	185/1.4	1597/11.8



13. MORRIS PETERSON - 1,588 POINTS

Peterson scored his 1,000th point in his 102nd game vs. Texas (Nov. 27, 1999).


Year	GP/GS	FG-FGA	Pct.	3FG-FGA	Pct.	FT-FTA	Pct.	Reb/Avg.	Ast./Avg.	Pts./Avg.
1995-96	4/0	1-1	1.000	0-0	.000	0-1	.000	3/0.8	0/0.0	2/0.5
1996-97	29/18	72-166	.434	16-59	.271	36-51	.706	97/3.4	18/0.6	196/6.8
1997-98	27/0	81-182	.445	23-69	.333	32-58	.552	94/3.5	24/0.9	217/8.0
1998-99	38/4	190-343	.554	22-59	.373	114-140	.814	216/5.7	36/0.9	516/13.6
1999-2000	39/38	218-469	.465	85-200	.425	136-176	.773	235/6.0	49/1.3	657/16.8
Totals	137/60	562-1161	.484	146-387	.377	318-426	.746	645/4.7	127/0.9	1588/11.6



14. MAURICE AGER - 1,554 POINTS

Ager scored his 1,000th point in his 95th game vs. IPFW (Nov. 27, 2005).

Year	GP/GS	FG-FGA	Pct.	3FG-FGA	Pct.	FT-FTA	Pct.	Reb/Avg.	Ast./Avg.	Pts./Avg.
2002-03	27/4	60-150	.400	29-73	.397	31-40	.775	61/2.3	17/0.6	180/6.7
2003-04	30/4	87-225	.387	37-106	.349	43-61	.705	96/3.2	20/0.7	254/8.5
2004-05	33/31	150-315	.476	53-132	.402	111-135	.822	128/3.9	60/1.8	464/14.1
2005-06	34/34	226-495	.457	83-221	.376	121-159	.761	139/4.1	84/2.5	656/19.3
Totals	124/73	523-1185	.441	202-532	.380	306-395	.775	424/3.4	181/1.5	1554/12.5



15. MATEEN CLEAVES - 1,541 POINTS

Cleaves scored his 1,000th point in his 79th game vs. Indiana (Jan. 24, 1999).

Year	GP/GS	FG-FGA	Pct.	3FG-FGA	Pct.	FT-FTA	Pct.	Reb/Avg.	Ast./Avg.	Pts./Avg.
1996-97	29/24	111-277	.401	18-76	.237	57-79	.722	73/2.5	146/5.0	297/10.2
1997-98	30/29	161-403	.400	51-152	.336	111-158	.703	75/2.5	217/7.2	484/16.1
1998-99	38/38	159-392	.406	42-144	.292	85-108	.787	62/1.6	274/7.2	445/11.7
1999-2000	26/24	109-259	.421	32-85	.376	65-86	.756	46/1.8	179/6.9	315/12.1
Totals	123/115	540-1331	.406	143-457	.313	318-431	.738	254/2.1	816/6.6	1541/12.5



16. CHRIS HILL - 1,540 POINTS

Hill scored his 1,000th point in his 79th game vs. Penn State (Jan. 14, 2004).

Year	GP/GS	FG-FGA	Pct.	3FG-FGA	Pct.	FT-FTA	Pct.	Reb/Avg.	Ast./Avg.	Pts./Avg.
2001-02	31/12	121-248	.488	66-148	.446	47-62	.758	100/3.2	65/2.1	355/11.5
2002-03	35/31	155-358	.433	95-235	.404	74-97	.763	119/3.4	128/3.7	479/13.7
2003-04	30/29	141-282	.500	84-185	.454	49-65	.754	84/2.8	118/3.9	415/13.8
2004-05	33/19	99-239	.414	61-167	.365	32-43	.744	60/1.8	141/4.3	291/8.8
Totals	129/92	516-1127	.458	306-735	.416	202-267	.757	363/2.8	452/3.5	1540/11.9

1,000-POINT SCORERS



17. DREW NEITZEL - 1,534 POINTS

Neitzel scored his 1,000th point in his 101st game vs. Marquette (March 15, 2007).

Year	GP/GS	FG-FGA	Pct.	3FG-FGA	Pct.	FT-FTA	Pct.	Reb/Avg.	Ast./Avg.	Pts./Avg.
2004-05	33/14	43-113	.381	16-49	.327	13-20	.650	24/0.7	97/2.9	115/3.5
2005-06	34/34	98-240	.408	46-114	.404	41-44	.932	69/2.0	189/5.6	283/8.3
2006-07	35/34	199-467	.426	114-277	.412	123-140	.879	99/2.8	151/4.3	635/18.1
2007-08	36/35	165-407	.405	97-244	.398	74-86	.860	90/2.5	145/4.0	501/13.9
Totals	138/117	505-1227	.412	273-684	.399	251-290	.866	282/2.0	582/4.2	1534/11.1



18. DRAYMOND GREEN - 1,517 POINTS

Green scored his 1,000th point in his 115th game vs. Florida State (Nov. 30, 2011).

Year	GP/GS	FG-FGA	Pct.	3FG-FGA	Pct.	FT-FTA	Pct.	Reb/Avg.	Ast./Avg.	Pts./Avg.
2008-09	37/0	45-81	.556	0-1	.000	32-52	.615	122/3.3	31/0.8	122/3.3
2009-10	37/3	139-265	.525	2-16	.125	86-128	.672	286/7.7	112/3.0	366/9.9
2010-11	34/28	147-345	.426	37-101	.366	97-142	.683	294/8.6	141/4.1	428/12.6
2011-12	37/36	212-472	.449	52-134	.388	125-173	.723	394/10.6	141/3.8	601/16.2
Totals	145/67	543-1163	.467	91-252	.361	340-495	.687	1096/7.6	425/2.9	1517/10.5



19. KEITH APPLING - 1,509 POINTS

Appling scored his 1,000th point in his 97th game vs. Nebraska (Feb. 16, 2013).

Year	GP/GS	FG-FGA	Pct.	3FG-FGA	Pct.	FT-FTA	Pct.	Reb/Avg.	Ast./Avg.	Pts./Avg.
2010-11	34/18	72-165	.436	39-95	.411	34-38	.895	96/2.8	45/1.3	217/6.4
2011-12	37/37	131-307	.427	24-96	.250	134-170	.788	106/2.9	144/3.9	420/11.4
2012-13	36/36	156-376	.415	41-128	.320	128-171	.749	123/3.4	120/3.3	481/13.4
2013-14	35/32	132-292	.452	34-94	.362	93-141	.660	106/3.0	156/4.5	391/11.2
Totals	142/123	491-1140	.431	138-413	.334	389-520	.748	431/3.0	465/3.3	1509/10.6



20. CHARLIE BELL - 1,468 POINTS

Bell scored his 1,000th point in his 104th game vs. Syracuse (March 23, 2000).


Year	GP/GS	FG-FGA	Pct.	3FG-FGA	Pct.	FT-FTA	Pct.	Reb/Avg.	Ast./Avg.	Pts./Avg.
1997-98	30/30	94-216	.435	19-56	.339	69-87	.793	133/4.4	40/1.3	276/9.2
1998-99	38/35	116-243	.477	16-45	.356	49-65	.754	146/3.8	39/1.0	297/7.8
1999-2000	39/38	159-351	.453	38-111	.342	93-116	.802	190/4.9	123/3.2	449/11.5
2000-01	33/33	150-373	.402	52-152	.342	94-122	.770	155/4.7	169/5.1	446/13.5
Totals	140/136	519-1183	.439	125-364	.343	305-390	.782	624/4.5	371/2.7	1468/10.5



21. ANDRE HUTSON - 1,393 POINTS

Hutson scored his 1,000th point in his 110th game vs. North Carolina (Nov. 29, 2000).


Year	GP/GS	FG-FGA	Pct.	3FG-FGA	Pct.	FT-FTA	Pct.	Reb/Avg.	Ast./Avg.	Pts./Avg.
1997-98	30/26	87-142	.613	0-0	.000	52-69	.754	156/5.2	25/0.8	226/7.5
1998-99	37/34	111-180	.617	0-0	.000	107-137	.781	192/5.2	23/0.6	329/8.9
1999-2000	39/38	147-251	.586	0-1	.000	103-154	.669	243/6.2	57/1.5	397/10.2
2000-01	32/31	173-278	.622	0-0	.000	95-131	.725	244/7.6	61/1.9	441/13.8
Totals	138/129	518-851	.609	0-1	.000	357-491	.727	835/6.1	166/1.2	1393/10.1



22. DARRYL JOHNSON - 1,383 POINTS

Johnson scored his 1,000th point in his 90th game vs. Purdue (Jan. 3, 1987).

Year	GP/GS	FG-FGA	Pct.	3FG-FGA	Pct.	FT-FTA	Pct.	Reb/Avg.	Ast./Avg.	Pts./Avg.
1983-84	28/3	72-152	.474	-	-	23-34	.676	31/1.1	33/1.2	167/6.0
1984-85	22/4	50-102	.490	-	-	16-22	.727	37/1.7	28/1.3	116/5.3
1985-86	29/29	216-371	.582	-	-	50-63	.794	96/3.3	116/4.0	482/16.6
1986-87	28/28	247-467	.529	13-35	.371	111-122	.910	94/3.4	112/4.0	618/22.1
Totals	107/64	585-1092	.536	13-35	.371	200-214	.830	258/2.4	289/2.7	1383/12.9



23. ROBERT CHAPMAN - 1,382 POINTS

Chapman scored his 1,000th point in his 74th game vs. Illinois (March 5, 1977).

Year	GP/GS	FG-FGA	Pct.	3FG-FGA	Pct.	FT-FTA	Pct.	Reb/Avg.	Ast./Avg.	Pts./Avg.
1974-75	20/0	39-95	.410	-	-	11-18	.611	26/1.3	NA	89/4.4
1975-76	27/26	166-349	.476	-	-	63-77	.818	95/3.5	55/2.0	395/14.6
1976-77	27/27	220-413	.533	-	-	89-124	.717	84/3.1	65/2.5	529/19.6
1977-78	30/30	152-307	.495	-	-	65-81	.802	82/2.7	61/2.0	369/12.3
Totals	104/83	577-1164	.496	-	-	228-300	.760	287/2.8	181/2.2	1382/13.3



24. JULIUS MCCOY - 1,377 POINTS

McCoy scored his 1,000th point in his 53rd game vs. Purdue (Jan. 14, 1956).

Year	GP/GS	FG-FGA	Pct.	3FG-FGA	Pct.	FT-FTA	Pct.	Reb/Avg.	Ast./Avg.	Pts./Avg.
1953-54	22/NA	136-379	.359	-	-	137-187	.733	NA	NA	409/18.6
1954-55	22/NA	141-363	.388	-	-	86-143	.601	NA	NA	368/16.7
1955-56	22/NA	228-538	.423	-	-	144-214	.673	219/10.0	NA	600/27.2
Totals	66/NA	505-1280	.395	-	-	367-544	.675	219/10.0	NA	1377/20.9

1,000-POINT SCORERS



25. DURRELL SUMMERS - 1,314 POINTS

Summers scored his 1,000th point in his 117th game vs. Tennessee Tech (Nov. 28, 2010).


Year	GP/GS	FG-FGA	Pct.	3FG-FGA	Pct.	FT-FTA	Pct.	Reb/Avg.	Ast./Avg.	Pts./Avg.
2007-08	36/0	62-123	.504	11-22	.500	41-55	.745	85/2.4	20/0.6	176/4.9
2008-09	38/13	116-267	.434	45-117	.385	49-68	.721	129/3.4	30/0.8	326/8.6
2009-10	37/24	156-343	.455	43-120	.358	62-78	.795	174/4.7	31/0.8	417/11.3
2010-11	34/30	140-361	.388	62-174	.356	53-77	.688	144/4.2	22/0.6	395/11.6
Totals	145/67	474-1094	.433	161-433	.372	205-278	.737	532/3.7	103/0.7	1314/9.1



26. BRANDEN DAWSON - 1,309 POINTS

Dawson scored his 1,000th point in his 105th game vs. Eastern Michigan (Dec. 17, 2014).


Year	GP/GS	FG-FGA	Pct.	3FG-FGA	Pct.	FT-FTA	Pct.	Reb/Avg.	Ast./Avg.	Pts./Avg.
2011-12	31/31	109-189	.577	0-3	.000	41-69	.594	139/4.5	29/0.9	259/8.4
2012-13	36/35	139-262	.531	0-5	.000	43-80	.538	212/5.9	47/1.3	321/8.9
2013-14	28/23	136-222	.613	0-1	.000	42-64	.656	233/8.3	46/1.6	314/11.2
2014-15	35/32	182-340	.535	0-0	.000	51-104	.490	318/9.1	59/1.7	415/11.9
Totals	130/121	566-1013	.559	0-9	.000	177-317	.558	902/6.9	181/1.4	1309/10.1



27. MATT STEIGENGA - 1,296 POINTS

Steigenga scored his 1,000th point in his 96th game vs. UW-Green Bay (March 15, 1991).

Year	GP/GS	FG-FGA	Pct.	3FG-FGA	Pct.	FT-FTA	Pct.	Reb/Avg.	Ast./Avg.	Pts./Avg.
1988-89	33/33	115-206	.558	-	-	57-77	.740	149/4.5	45/1.3	287/8.7
1989-90	34/33	138-235	.587	5-9	.556	74-95	.779	119/3.5	65/1.9	305/10.4
1990-91	30/30	148-282	.525	13-26	.500	70-100	.700	148/4.9	63/2.1	379/12.6
1991-92	27/27	103-211	.488	14-43	.326	55-81	.679	121/4.5	53/1.9	275/10.2
Totals	124/123	504-934	.539	32-78	.410	256-353	.725	537/4.3	226/1.8	1296/10.4



28. QUINTON BROOKS - 1,275 POINTS

Brooks scored his 1,000th point in his 95th game vs. Illinois (Jan. 6, 1996).

Year	GP/GS	FG-FGA	Pct.	3FG-FGA	Pct.	FT-FTA	Pct.	Reb/Avg.	Ast./Avg.	Pts./Avg.
1992-93	22/0	39-67	.582	0-1	.000	14-24	.583	59/2.7	5/0.2	92/4.2
1993-94	32/29	153-287	.533	3-10	.300	54-70	.771	142/4.4	30/0.9	363/11.3
1994-95	28/26	134-252	.532	1-10	.100	46-75	.613	145/5.2	25/0.9	315/11.3
1995-96	31/29	195-346	.564	1-7	.143	114-152	.750	175/5.7	20/0.6	505/16.3
Totals	113/84	521-952	.547	5-28	.179	228-321	.710	521/4.6	80/1.07	1275/11.3



29. STAN WASHINGTON - 1,242 POINTS

Washington scored his 1,000th point in his 57th game vs. Purdue (Jan. 22, 1966).


Year	GP/GS	FG-FGA	Pct.	3FG-FGA	Pct.	FT-FTA	Pct.	Reb/Avg.	Ast./Avg.	Pts./Avg.
1963-64	24/NA	144-310	.464	-	-	67-86	.779	245/10.2	NA	355/14.8
1964-65	23/NA	185-390	.474	-	-	120-141	.851	248/10.7	NA	490/21.3
1965-66	22/NA	153-323	.474	-	-	91-114	.798	234/10.6	NA	397/18.0
Totals	69/NA	482-1023	.471	-	-	278-341	.815	727/10.5	NA	1242/18.0



30. ADREIAN PAYNE - 1,232 POINTS

Payne scored his 1,000th point in his 124th game vs. Wisconsin (Feb. 9, 2014).

Year	GP/GS	FG-FGA	Pct.	3FG-FGA	Pct.	FT-FTA	Pct.	Reb/Avg.	Ast./Avg.	Pts./Avg.
2010-11	34/6	34-72	.472	0-1	.000	17-35	.486	80/2.4	5/0.1	85/2.5
2011-12	37/36	98-173	.566	1-2	.500	62-89	.697	157/4.2	12/0.3	259/7.0
2012-13	36/24	137-251	.546	16-42	.381	89-105	.848	273/7.6	27/0.8	379/10.5
2013-14	31/28	178-354	.503	44-104	.423	109-138	.790	226/7.3	41/1.3	509/16.4
Totals	138/94	447-850	.526	61-149	.409	277-367	.755	736/5.3	85/0.6	1232/8.9



T-31. KIRK MANNS - 1,212 POINTS

Manns scored his 1,000th point in his 107th game vs. Northwestern (Jan. 20, 1990).

Year	GP/GS	FG-FGA	Pct.	3FG-FGA	Pct.	FT-FTA	Pct.	Reb/Avg.	Ast./Avg.	Pts./Avg.
1986-87	28/8	72-148	.486	27-56	.482	24-29	.828	36/1.3	38/1.4	203/7.3
1987-88	28/1	49-99	.495	35-76	.461	15-20	.750	10/0.4	15/0.5	140/5.0
1988-89	33/6	139-260	.535	69-136	.507	47-56	.839	20/0.6	33/1.0	394/11.9
1989-90	31/24	162-327	.495	81-178	.455	70-81	.864	57/1.8	56/1.8	475/15.3
Totals	120/39	422-834	.506	212-446	.475	156-186	.839	123/1.1	142/1.2	1212/10.1




T-31. KEN REDFIELD - 1,212 POINTS

Redfield scored his 1,000th point in his 97th game vs. Princeton (Dec. 30, 1989).

Year	GP/GS	FG-FGA	Pct.	3FG-FGA	Pct.	FT-FTA	Pct.	Reb/Avg.	Ast./Avg.	Pts./Avg.
1986-87	23/0	13-31	.419	0-3	.000	7-15	.467	25/1.1	13/0.5	33/1.4
1987-88	28/25	136-265	.513	1-6	.167	54-87	.621	143/5.1	64/2.2	327/11.7
1988-89	33/33	182-380	.479	2-16	.125	92-139	.662	225/6.8	131/3.9	458/13.9
1989-90	34/34	145-290	.500	7-18	.389	97-139	.626	232/6.8	106/3.1	394/11.6
Totals	118/92	476-966	.493	10-43	.233	250-396	.631	625/5.3	314/ 2.7	1212/10.3

1,000-POINT SCORERS



T-33. ALAN ANDERSON - 1,195 POINTS

Anderson scored his 1,000th point in his 114th game vs. Michigan (Feb. 12, 2005).


Year	GP/GS	FG-FGA	Pct.	3FG-FGA	Pct.	FT-FTA	Pct.	Reb/Avg.	Ast/Avg.	Pts/Avg.
2001-02	31/23	67-149	.450	2-5	.400	67-87	.770	130/4.2	51/1.6	203/6.5
2002-03	32/28	90-179	.503	4-13	.308	128-152	.842	117/3.7	104/3.3	312/9.8
2003-04	30/26	78-167	.467	17-48	.354	70-87	.805	93/3.1	96/3.2	243/8.1
2004-05	33/33	149-268	.556	25-65	.385	114-130	.877	184/5.6	56/1.7	437/13.2
Totals	126/110	384-763	.503	48-131	.366	379-456	.831	524/4.2	307/2.4	1195/9.5



T-33. KELVIN TORBERT - 1,195 POINTS

Torbert scored his 1,000th point in his 107th game vs. Penn State (Jan. 5, 2005).


Year	GP/GS	FG-FGA	Pct.	3FG-FGA	Pct.	FT-FTA	Pct.	Reb/Avg.	Ast/Avg.	Pts/Avg.
2001-02	31/26	91-228	.399	18-57	.316	54-67	.806	105/3.4	46/1.5	254/8.2
2002-03	35/34	111-264	.420	10-31	.323	74-99	.747	132/3.8	58/1.7	306/8.7
2003-04	30/26	109-204	.534	31-64	.484	72-90	.800	108/3.6	60/2.0	321/10.7
2004-05	33/32	109-214	.509	29-84	.345	67-81	.827	97/2.9	50/1.5	314/9.5
Totals	129/88	420-910	.462	88-236	.373	267-337	.792	442/3.4	214/1.7	1195/9.3



35. MIKE PEPOWSKI - 1,185 POINTS

Peplowski scored his 1,000th point in his 103rd game vs. Iowa (Jan 28, 1993).


Year	GP/GS	FG-FGA	Pct.	3FG-FGA	Pct.	FT-FTA	Pct.	Reb/Avg.	Ast/Avg.	Pts/Avg.
1989-90	28/23	60-110	.546	-	-	27-43	.628	162/5.8	19/0.6	147/5.3
1990-91	30/25	99-158	.627	-	-	34-50	.680	206/6.9	15/0.5	232/7.7
1991-92	30/29	168-266	.632	-	-	64-93	.688	259/8.6	34/1.1	400/13.3
1992-93	28/27	161-252	.639	0-1	.000	84-126	.667	279/10.0	39/1.4	406/14.5
Totals	116/104	488-786	.621	0-1	.000	209-312	.669	906/7.8	107/0.9	1185/10.2



36. SHANNON BROWN - 1,183 POINTS

Brown scored his 1,000th point in his 85th game vs. Northwestern (Feb. 4, 2006).


Year	GP/GS	FG-FGA	Pct.	3FG-FGA	Pct.	FT-FTA	Pct.	Reb/Avg.	Ast/Avg.	Pts/Avg.
2003-04	30/24	88-195	.451	15-44	.341	46-57	.807	75/2.5	38/1.3	237/7.9
2004-05	33/31	126-282	.447	31-94	.330	78-92	.848	104/3.2	57/1.7	361/10.9
2005-06	34/34	202-433	.467	64-164	.390	117-141	.830	150/4.4	93/2.7	585/17.2
Totals	97/89	416-910	.457	110-302	.364	241-290	.831	329/3.4	188/1.9	1183/12.2



37. LEE LAFAYETTE - 1,176 POINTS

Lafayette scored his 1,000th point in his 61st game vs. Indiana (Feb. 1, 1969).


Year	GP/GS	FG-FGA	Pct.	3FG-FGA	Pct.	FT-FTA	Pct.	Reb/Avg.	Ast/Avg.	Pts/Avg.
1966-67	23/NA	133-346	.384	-	-	75-131	.573	223/9.7	NA	341/14.8
1967-68	24/NA	149-339	.439	-	-	104-161	.664	253/10.5	NA	405/16.8
1968-69	23/NA	155-335	.436	-	-	120-182	.659	237/10.3	NA	430/18.7
Totals	70/NA	437-1020	.428	-	-	299-474	.631	713/10.2	NA	1176/16.8



38. LINDSAY HAIRSTON - 1,155 POINTS

Hairston scored his 1,000th point in his 66th game vs. Notre Dame (Feb. 5, 1975).

Year	GP/GS	FG-FGA	Pct.	3FG-FGA	Pct.	FT-FTA	Pct.	Reb/Avg.	Ast/Avg.	Pts/Avg.
1972-73	24/21	121-258	.469	-	-	35-54	.648	190/ 7.9	NA	277/11.5
1973-74	24/24	167-323	.517	-	-	62-96	.646	326/13.6	NA	396/16.5
1974-75	25/25	200-373	.536	-	-	82-141	.581	287/11.5	NA	482/19.3
Totals	73/70	488-954	.512	-	-	179-291	.615	803/11.0	NA	1155/15.8



39. PETE GENT - 1,146 POINTS

Gent scored his 1,000th point in his 60th game vs. Purdue (Feb. 3, 1964).

Year	GP/GS	FG-FGA	Pct.	3FG-FGA	Pct.	FT-FTA	Pct.	Reb/Avg.	Ast/Avg.	Pts/Avg.
1961-62	22/NA	124-314	.395	-	-	63-83	.759	206/9.3	NA	311/14.1
1962-63	20/NA	128-313	.408	-	-	73-104	.702	152/7.6	NA	329/16.4
1963-64	24/NA	213-526	.404	-	-	80-124	.645	193/9.0	NA	506/21.0
Totals	66/NA	465-1153	.403	-	-	216-311	.695	551/8.3	NA	1146/17.4



40. TRAVIS TRICE - 1,135 POINTS

Trice scored his 1,000th point in his 127th game vs. Ohio State (March 13, 2015).

Year	GP/GS	FG-FGA	Pct.	3FG-FGA	Pct.	FT-FTA	Pct.	Reb/Avg.	Ast/Avg.	Pts/Avg.
2011-12	32/0	48-126	.381	30-74	.405	19-33	.576	57/1.8	56/1.8	145/4.5
2012-13	27/0	41-128	.320	29-72	.403	18-25	.720	42/1.6	50/1.9	129/4.8
2013-14	36/8	87-207	.420	53-122	.434	36-44	.818	58/1.6	84/2.3	263/7.3
2014-15	39/33	195-491	.397	90-244	.369	118-165	.715	123/3.2	197/5.1	598/15.3
Totals	134/41	371-952	.390	202-512	.395	191-267	.715	280/2.1	387/2.9	1135/8.5



1,000-POINT SCORERS



41. AL FERRARI - 1,109 POINTS

Unable to determine exact game in which he scored 1,000th point due to missing box scores.

Year	GP/GS	FG-FGA	Pct.	3FG-FGA	Pct.	FT-FTA	Pct.	Reb/Avg.	Ast./Avg.	Pts./Avg.
1952-53	22/NA	114-328	.348	-	-	123-178	.691	163/7.4	NA	351/16.0
1953-54	22/NA	109-328	.332	-	-	98-142	.690	NA	NA	316/14.4
1954-55	22/NA	145-385	.379	-	-	152-192	.792	NA	NA	442/20.1
Totals	66/NA	368-1041	.354	-	-	373-512	.729	163/7.4	NA	1109/16.8



42. BILL KILGORE - 1,099 POINTS

Kilgore scored his 1,000th point in his 68th game vs. Indiana (Feb. 19, 1973).


Year	GP/GS	FG-FGA	Pct.	3FG-FGA	Pct.	FT-FTA	Pct.	Reb/Avg.	Ast./Avg.	Pts./Avg.
1970-71	24/NA	134-256	.523	-	-	73-111	.658	309/12.8	NA	341/14.2
1971-72	24/24	142-244	.581	-	-	73-130	.562	266/11.1	NA	357/14.8
1972-73	24/24	163-284	.574	-	-	75-117	.641	239/9.9	NA	401/16.7
Totals	72/48	439-784	.560	-	-	221-358	.617	814/11.3	NA	1099/15.3



43. GORAN SUTON - 1,081 POINTS

Suton scored his 1,000th point in his 128th game vs. Ohio State (March 14, 2009).

Year	GP/GS	FG-FGA	Pct.	3FG-FGA	Pct.	FT-FTA	Pct.	Reb/Avg.	Ast./Avg.	Pts./Avg.
2005-06	31/6	40-85	.471	0-1	.000	14-19	.737	88/2.8	15/0.5	94/3.0
2006-07	35/21	137-269	.509	0-5	.000	53-82	.646	235/6.7	85/2.4	327/9.3
2007-08	36/35	136-247	.551	2-12	.167	52-67	.776	295/8.2	66/1.8	326/9.1
2008-09	32/29	123-236	.521	21-48	.438	67-79	.848	269/8.4	50/1.6	334/10.4
Totals	134/91	436-837	.521	23-66	.348	186-247	.753	887/6.6	216/1.6	1081/8.1



44. JOHNNY GREEN - 1,062 POINTS

Green scored his 1,000th point in his 60th game vs. Indiana (Feb. 28, 1959).

Year	GP/GS	FG-FGA	Pct.	3FG-FGA	Pct.	FT-FTA	Pct.	Reb/Avg.	Ast./Avg.	Pts./Avg.
1956-57	18/NA	96-247	.389	-	-	46-81	.568	262/14.6	NA	238/13.2
1957-58	22/NA	164-320	.512	-	-	69-138	.500	392/17.8	NA	397/18.0
1958-59	23/NA	168-393	.427	-	-	91-152	.599	382/16.6	NA	427/18.5
Totals	63/NA	428-960	.446	-	-	206-371	.555	1036/16.4	NA	1062/16.9



45. EARVIN JOHNSON - 1,059 POINTS

Johnson scored his 1,000th point in his 60th game vs. Notre Dame (March 18, 1979).


Year	GP/GS	FG-FGA	Pct.	3FG-FGA	Pct.	FT-FTA	Pct.	Reb/Avg.	Ast./Avg.	Pts./Avg.
1977-78	30/30	175-382	.458	-	-	161-205	.785	237/7.9	222/7.4	511/17.0
1978-79	32/31	173-370	.468	-	-	202-240	.842	234/7.3	269/8.4	548/17.1
Totals	62/61	348-752	.463	-	-	363-445	.816	471/7.6	491/7.9	1059/17.1



46. MARCUS SANDERS - 1,054 POINTS

Sanders scored his 1,000th point in his 64th game vs. Purdue (March 1, 1965).

Year	GP/GS	FG-FGA	Pct.	3FG-FGA	Pct.	FT-FTA	Pct.	Reb/Avg.	Ast./Avg.	Pts./Avg.
1962-63	20/NA	111-278	.399	-	-	73-97	.753	106/5.3	NA	295/14.7
1963-64	23/NA	127-329	.386	-	-	78-108	.722	110/4.7	NA	332/14.4
1964-65	23/NA	161-395	.407	-	-	105-138	.761	141/6.1	NA	427/18.5
Totals	66/NA	399-1002	.398	-	-	256-343	.764	357/5.4	NA	1054/16.0



47. KEVIN SMITH - 1,028 POINTS

Smith scored his 1,000th point in his 81st game vs. Minnesota (March 4, 1982).

Year	GP/GS	FG-FGA	Pct.	3FG-FGA	Pct.	FT-FTA	Pct.	Reb/Avg.	Ast./Avg.	Pts./Avg.
1979-80	27/16	89-200	.445	-	-	50-69	.723	48/1.8	93/3.4	228/8.4
1980-81	27/21	145-266	.545	-	-	74-101	.733	62/2.3	130/4.8	364/13.5
1981-82	28/28	180-405	.444	-	-	76-106	.717	58/2.1	126/4.5	436/15.6
Totals	82/65	414-871	.475	-	-	200-276	.725	168/2.0	349/4.3	1028/12.5



48. GARY HARRIS - 1,025 POINTS

Harris scored his 1,000th point in his 68th game vs. Virginia (March 28, 2014).

Year	GP/GS	FG-FGA	Pct.	3FG-FGA	Pct.	FT-FTA	Pct.	Reb/Avg.	Ast./Avg.	Pts./Avg.
2012-13	34/33	150-329	.456	65-158	.411	74-98	.755	86/2.5	46/1.4	439/12.9
2013-14	35/34	195-455	.429	81-230	.352	115-142	.810	140/4.0	94/2.7	586/16.7
Totals	69/67	345-784	.440	146-388	.376	189-240	.788	226/3.3	140/2.0	1025/14.9

REBOUNDBING RECORDS

INDIVIDUAL

Career

REBOUNDS	NO.	YEARS
1. Draymond Green	1,096	2008-12
2. Greg Kelsner	1,092	1975-79
3. Johnny Green	1,036	1956-59
4. Antonio Smith	1,016	1995-99
5. Paul Davis	910	2002-06
6. Mike Peplowski	906	1989-93
7. Brandon Dawson	902	2011-15
8. Goran Sutton	887	2005-09
9. Denzel Valentine	856	2012-16
10. Andre Hutson	835	1997-2001

REB. AVG.	AVG. (GMS.)	YEARS
1. Johnny Green	16.4 (63)	1956-59
2. Horace Walker	13.8 (52)	1957-60
3. Bill Kilgore	11.3 (72)	1970-73
4. Lindsay Hairston	11.0 (73)	1972-75
5. Stan Washington	10.5 (69)	1963-66
6. Ralph Simpson	10.3 (23)	1969-70
7. Lee Lafayette	10.2 (70)	1966-69
8. Greg Kelsner	9.5 (115)	1975-79
9. Ted Williams	9.1 (58)	1960-63
10. Matthew Aitch	9.0 (45)	1965-67

Season

REBOUNDS	NO.	YEAR
1. Draymond Green	394	2011-12
2. Johnny Green	392	1957-58
3. Johnny Green	382	1958-59
4. Horace Walker	373	1959-60
5. Lindsay Hairston	326	1973-74
6. Antonio Smith	319	1998-99
7. Brandon Dawson	318	2014-15
8. Horace Walker	312	1958-59
9. Bill Kilgore	309	1970-71
10. Antonio Smith	306	1996-97

By Class:

Freshman: Greg Kelsner - 260 (1975-76)
 Sophomore: Bill Kilgore - 309 (1970-71)
 Junior: Johnny Green - 392 (1957-58)
 Senior: Draymond Green - 394 (2011-12)

REB. AVG.	AVG.	YEAR
1. Johnny Green	17.8	1957-58
2. Horace Walker	17.7	1959-60
3. Johnny Green	16.6	1958-59
4. Johnny Green	14.6	1956-57
5. Lindsay Hairston	13.6	1973-74
6. Horace Walker	13.5	1958-59
7. Bill Kilgore	12.8	1970-71
8. Ted Williams	12.0	1960-61
9. Lance Olson	11.7	1959-60
10. Art Gowens	11.6	1959-60

By Class:

Freshman: Greg Kelsner - 9.6 (1975-76)
 Soph.: Johnny Green - 14.6 (1956-57)
 Junior: Johnny Green - 17.8 (1957-58)
 Senior: Horace Walker - 17.7 (1959-60)

YEAR-BY-YEAR REBOUNDBING LEADERS

Based on total rebounds [since 1955-56]

YEAR	NAME, POS.	REB. (AVG.)	YEAR	NAME, POS.	REB. (AVG.)
1955-56	Julius McCoy, f	219 (10.0)	1986-87	Carlton Valentine, f	157 (5.6)
1956-57	Johnny Green, c	262 (14.6)	1987-88	Carlton Valentine, f	157 (5.6)
1957-58	Johnny Green, c	392 (17.8)	1988-89	Steve Smith, g	229 (6.9)
1958-59	Johnny Green, c	382 (16.6)	1989-90	Ken Redfield, f	232 (6.8)
1959-60	Horace Walker, f/c	373 (17.7)	1990-91	Mike Peplowski, c	206 (6.9)
1960-61	Ted Williams, c	288 (12.0)	1991-92	Mike Peplowski, c	259 (8.6)
1961-62	Pete Gent, f	206 (9.3)	1992-93	Mike Peplowski, c	279 (10.0)
1962-63	Bill Berry, f	184 (9.2)	1993-94	Anthony Miller, c	287 (9.0)
1963-64	Stan Washington, f	245 (10.2)	1994-95	Jamie Feick, c	281 (10.1)
1964-65	Stan Washington, f	248 (10.7)	1995-96	Jamie Feick, c	303 (9.5)
1965-66	Stan Washington, f	234 (10.6)	1996-97	Antonio Smith, f	306 (10.6)
1966-67	Lee Lafayette, c/f	223 (9.7)	1997-98	Antonio Smith, f	262 (8.7)
1967-68	Lee Lafayette, c/f	253 (10.5)	1998-99	Antonio Smith, f	319 (8.4)
1968-69	Lee Lafayette, c/f	237 (10.3)	1999-2000	Andre Hutson, f	243 (6.2)
1969-70	Ralph Simpson, g	239 (10.3)	2000-01	Andre Hutson, f	244 (7.6)
1970-71	Bill Kilgore, c/f	309 (12.8)	2001-02	Aloysius Anagnonye, f	196 (6.3)
1971-72	Bill Kilgore, c/f	266 (11.1)	2002-03	Aloysius Anagnonye, f	186 (5.3)
1972-73	Bill Kilgore, c/f	239 (9.9)	2003-04	Paul Davis, c	187 (6.2)
1973-74	Lindsay Hairston, c	326 (13.6)	2004-05	Paul Davis, c	257 (8.0)
1974-75	Lindsay Hairston, c	287 (11.5)	2005-06	Paul Davis, c	301 (9.1)
1975-76	Greg Kelsner, f	260 (9.5)	2006-07	Goran Sutton, c	235 (6.7)
1976-77	Greg Kelsner, f	280 (10.8)	2007-08	Goran Sutton, c	295 (8.2)
1977-78	Greg Kelsner, f	274 (9.1)	2008-09	Goran Sutton, c	269 (8.4)
1978-79	Greg Kelsner, f	278 (8.7)	2009-10	Draymond Green, f	286 (7.7)
1979-80	Ron Charles, f/c	241 (8.9)	2010-11	Draymond Green, f	294 (8.6)
1980-81	Jay Vincent, c/f	229 (8.5)	2011-12	Draymond Green, f	394 (10.6)
1981-82	Derek Perry, f	151 (5.4)	2012-13	Adreian Payne, f	273 (7.6)
1982-83	Kevin Willis, c	258 (9.6)	2013-14	Brandon Dawson, f	233 (8.3)
1983-84	Kevin Willis, c	192 (7.7)	2014-15	Brandon Dawson, f	318 (9.1)
1984-85	Ken Johnson, c	285 (10.2)	2015-16	Matt Costello, f	287 (8.2)
1985-86	Larry Polec, f	178 (5.7)			

Game

OFF. REB.*	NO.	DATE (OPP.)
1. Goran Sutton	11	11/24/2007 (Oak.)
Antonio Smith	11	1/29/1997 (Pur.)
3. Matt Costello	9	3/2/2016 (Rutgers)
Brandon Dawson	9	12/3/2014 (UND)
Derrick Nix	9	3/21/2013 (Valpo.)
Morris Peterson	9	3/21/1999 (Ky.)
7. Deyonta Davis	8	11/13/2015 (FAU)
Brandon Dawson	8	1/24/2015 (Neb.)
Brandon Dawson	8	11/9/2012 (UConn)
Derrick Nix	8	11/13/2010 (FGCU)
Paul Davis	8	12/31/2005 (Cop. St.)
Antonio Smith	8	1/2/1997 (Indiana)
Jon Garavaglia	8	11/28/1995 (Ark.)

DEF. REB.*	NO.	DATE (OPP.)
1. Antonio Smith	17	3/8/1997 (Indiana)
2. Draymond Green	15	3/22/2012 (L'ville)
Andre Hutson	15	2/24/2001 (Penn St.)
4. Draymond Green	14	2/5/2012 (Mich.)
5. Brandon Dawson	13	1/8/2015 (Iowa)
Draymond Green	13	3/10/2012 (Wis.)
Goran Sutton	13	3/20/2009 (R. Morris)
Antonio Smith	13	2/18/1999 (Mich.)
Jamie Feick	13	2/7/1995 (Pur.)
Mike Peplowski	13	2/8/1992 (Wis.)

* Since 1986-87 Season

TEAM

Season

REBOUNDS	NO.	GAMES
1. 1999-2000	1,521	39
2. 1958-59	1,508	23
3. 2008-09	1,482	38
4. 2014-15	1,458	39
5. 2015-16	1,454	35

REB. AVG.	NO.	GAMES
1. 1958-59	65.5 (1,508)	23
2. 1959-60	57.7 (1,212)	21
3. 1961-62	54.6 (1,201)	22
4. 1964-65	51.7 (1,189)	23
5. 1962-63	51.4 (1,028)	20



REBOUNDING/FIELD-GOAL RECORDS

20-REB. GAMES

29	Horace Walker	12/25/1959	(Butler)
	Johnny Green	12/30/1957	(Washington)
28	Horace Walker	1/23/1960	(Iowa)
	Johnny Green	12/28/1957	(USC)
27	Greg Kelsner	1/3/1976	(Wisconsin)
26	Horace Walker	3/5/1960	(Indiana)
	Keith Stackhouse	2/18/1952	(Minnesota)
25	Ted Williams	1/16/1961	(Michigan)
	Johnny Green	2/21/1959	(Purdue)
24	Horace Walker	1/9/1960	(Michigan)
	Horace Walker	2/16/1959	(N'western)
	Johnny Green	1/5/1959	(Iowa)
	Johnny Green	3/8/1958	(Indiana)
	Horace Walker	12/17/1958	(Notre Dame)
23	Lindsay Hairston	12/20/1974	(San Fran.)
	Lindsay Hairston	2/2/1974	(Purdue)
	Horace Walker	2/1/1960	(Notre Dame)
	Johnny Green	12/2/1957	(Butler)
22	Bernard Copeland	3/1/1969	(Ohio State)
	Lee Lafayette	1/7/1967	(Illinois)
	Johnny Green	1/18/1958	(N'western)
	Johnny Green	12/21/1957	(Notre Dame)
21	Lindsay Hairston	1/25/1975	(Wisconsin)
	Bill Berry	12/1/1962	(Kansas State)
	Horace Walker	12/5/1959	(Notre Dame)
	Duane Peterson	1/21/1956	(Minnesota)
20	Goran Sutton	11/24/2007	(Oakland)
	Kevin Willis	1/8/1983	(Northwestern)
	Kevin Willis	3/5/1983	(Wisconsin)
	Earvin Johnson	12/8/1977	(Wichita St.)
	Bill Kilgore	2/20/1971	(Wisconsin)
	Bill Kilgore	2/13/1971	(Minnesota)
	Ralph Simpson	12/19/1969	(Bradley)
	Lance Olson	2/8/1960	(Illinois)
	Horace Walker	1/16/1960	(Illinois)
	Johnny Green	2/10/1958	(Iowa)
	Johnny Green	1/4/1958	(Ohio State)

YEAR-BY-YEAR FIELD-GOAL % LEADERS

Minimum 100 attempts (since 1946-47)

YEAR	NAME	PCT. (FG-FGA)	YEAR	NAME	PCT. (FG-FGA)
1946-47	Robin Roberts, f	.389 (81-208)	1981-82	Derek Perry, f	.495 (99-200)
1947-48	Bob Brannum, c	.389 (124-319)	1982-83	Kevin Willis, c	.596 (162-272)
1948-49	John Granack, f	.362 (42-116)	1983-84	Ben Tower, f	.573 (63-110)
1949-50	Bob Carey, c	.448 (65-145)	1984-85	Ken Johnson, c	.604 (128-212)
1950-51	Sonny Means, g	.378 (39-103)	1985-86	Carlton Valentine, f	.650 (80-123)
1951-52	Gordon Stauffer, g	.365 (77-211)	1986-87	Carlton Valentine, f	.622 (135-217)
1952-53	Robert Armstrong, c	.379 (96-253)	1987-88	George Papadakos, c	.650 (102-157)
1953-54	Bob Devenny, g	.376 (53-141)	1988-89	Matt Steigenga, f	.558 (115-206)
1954-55	Duane Peterson, c	.467 (107-229)	1989-90	Matt Steigenga, f	.587 (138-235)
1955-56	Julius McCoy, f	.423 (228-538)	1990-91	Mike Peplowski, c	.627 (99-158)
1956-57	George Ferguson, f	.428 (137-320)	1991-92	Mike Peplowski, c	.632 (168-266)
1957-58	Johnny Green, c	.512 (164-320)	1992-93	Mike Peplowski, c	.639 (161-252)
1958-59	Lance Olson, f	.428 (96-224)	1993-94	Anthony Miller, c	.651 (162-249)
1959-60	Dave Fahs, g	.432 (108-250)	1994-95	Jamie Feick, c	.617 (111-180)
1960-61	Jack Lamers, f/g	.422 (84-190)	1995-96	Quinton Brooks, f	.564 (195-346)
1961-62	Bill Schwarz, g	.415 (71-171)	1996-97	Antonio Smith, f	.564 (92-163)
1962-63	Bill Schwarz, g	.419 (67-160)	1997-98	Djuan Wiley, c	.624 (78-125)
1963-64	Fred Thomann, c	.480 (145-302)	1998-99	Andre Hutson, f	.617 (111-180)
1964-65	Stan Washington, f	.474 (185-390)	1999-2000	Andre Hutson, f	.586 (147-251)
1965-66	Bill Curtis, f	.487 (149-306)	2000-01	Andre Hutson, f	.622 (173-278)
1966-67	Heywood Edwards, g	.476 (59-124)	2001-02	Adam Ballinger, f	.545 (116-213)
1967-68	John Bailey, g	.462 (86-186)	2002-03	Aloysius Anagnonye, f	.618 (97-157)
1968-69	Lee Lafayette, c/f	.436 (155-335)	2003-04	Paul Davis, c	.568 (163-287)
1969-70	Pat Miller, g/f	.525 (83-158)	2004-05	Alan Anderson, f	.556 (149-268)
1970-71	Bill Kilgore, f/c	.523 (134-256)	2005-06	Paul Davis, c	.566 (206-364)
1971-72	Bill Kilgore, f/c	.581 (142-244)	2006-07	Marquise Gray, f	.578 (96-166)
1972-73	Bill Kilgore, f/c	.574 (163-284)	2007-08	Drew Naymick, c	.650 (65-100)
1973-74	Bill Glover, g	.580 (69-119)	2008-09	Delvon Roe, f	.566 (81-143)
1974-75	Bill Glover, g	.546 (124-227)	2009-10	Delvon Roe, f	.553 (83-150)
1975-76	Greg Kelsner, f	.517 (136-264)	2010-11	Delvon Roe, f	.483 (71-147)
1976-77	Terry Donnelly, g	.534 (87-163)	2011-12	Brandon Dawson, f	.577 (109-189)
1977-78	Greg Kelsner, f	.610 (221-362)	2012-13	Adreian Payne, f	.546 (137-251)
1978-79	Ron Charles, f/c	.665 (115-173)	2013-14	Brandon Dawson, f	.613 (136-222)
1979-80	Ron Charles, f/c	.676 (169-250)	2014-15	Gavin Schilling, f	.582 (82-141)
1980-81	Derek Perry, f	.601 (83-138)	2015-16	DeYonta Davis, f	.598 (119-199)

Game

REBOUNDS	OPPONENT	DATE
1. 84	Iowa	2/15/1964
84	Ohio State	1/19/1959
3. 78	Southern Ill.	12/13/1955
4. 77	Indiana	1/11/1964
77	Butler	12/23/1961

Big Ten Game

REBOUNDS	OPPONENT	DATE
1. 84	Iowa	2/15/1964
84	Ohio State	1/19/1959
3. 77	Indiana	1/11/1964
4. 74	Illinois	2/17/1964
74	Indiana	3/5/1960

INDIVIDUAL

Career

FIELD GOALS	NO.	YEARS
1. Shawn Respert	866	1990-95
2. Scott Skiles	837	1982-86
3. Steve Smith	826	1987-91
4. Greg Kelsner	820	1975-79
5. Jay Vincent	799	1977-81
6. Terry Furlow	721	1972-76
7. Mike Robinson	712	1971-74
8. Sam Vincent	685	1981-85
9. Kalin Lucas	670	2007-11
10. Paul Davis	614	2002-06
FIELD-GOAL ATT.	NO.	YEARS
1. Shawn Respert	1,791	1990-95
2. Steve Smith	1,695	1987-91
3. Scott Skiles	1,623	1982-86
4. Kalin Lucas	1,575	2007-11
5. Jay Vincent	1,555	1977-81
6. Mike Robinson	1,541	1971-74
7. Greg Kelsner	1,517	1975-79
8. Terry Furlow	1,478	1972-76
9. Mateen Cleaves	1,331	1996-2000
10. Denzel Valentine	1,309	2012-16

FIELD-GOAL PCT.*	PCT.	YEARS
1. Ron Charles	.639	1976-80
(376-588)		
2. Mike Peplowski	.621	1989-93
(488-786)		
3. Anthony Miller	.609	1991-94
(321-527)		
4. Andre Hutson	.609	1997-2001
(518-851)		
5. Carlton Valentine	.601	1984-88
(384-639)		
6. Marquise Gray	.576	2005-09
(243-422)		
7. Aloysius Anagnonye	.569	1999-2003
(278-489)		
8. Matt Costello	.567	2012-16
(325-573)		
9. Bill Glover	.560	1972-75
(214-382)		
10. Bill Kilgore	.560	1970-73
(439-784)		

* Minimum 350 attempts

FIELD-GOAL RECORDS

Season

FIELD GOALS	NO.	YEAR
1. Scott Skiles	331	1985-86
2. Terry Furlow	308	1975-76
3. Shawn Respert	272	1993-94
4. Steve Smith	268	1990-91
5. Ralph Simpson	264	1969-70
6. Jay Vincent	259	1980-81
Mike Robinson	259	1972-73
8. Darryl Johnson	247	1986-87
9. Greg Kelsner	246	1978-79
10. Sam Vincent	245	1984-85
Mike Robinson	245	1971-72

By Class:

Fresh.: Earvin Johnson - 175 (1977-78)
 Soph.: Ralph Simpson - 264 (1969-70)
 Junior: Shawn Respert - 272 (1993-94)
 Senior: Scott Skiles - 331 (1985-86)

FIELD-GOAL ATT.	NO.	YEAR
1. Terry Furlow	653	1975-76
2. Scott Skiles	598	1985-86
3. Ralph Simpson	588	1969-70
4. Steve Smith	566	1990-91
5. Mike Robinson	565	1971-72
6. Shawn Respert	562	1993-94
7. Julius McCoy	538	1955-56
8. Mike Robinson	536	1972-73
9. Pete Gent	526	1963-64
10. Jay Vincent	522	1980-81

By Class:

Fresh.: Earvin Johnson - 382 (1977-78)
 Soph.: Ralph Simpson - 588 (1969-70)
 Junior: Shawn Respert - 562 (1993-94)
 Senior: Terry Furlow - 653 (1975-76)

FIELD-GOAL PCT.*	PCT.	YEAR
1. Ron Charles (169-250)	.676	1979-80
2. Ron Charles (115-173)	.665	1978-79
3. Anthony Millier (162-249)	.651	1993-94
4. Carlton Valentine (80-123)	.650	1985-86
5. Drew Naymick (65-100)	.650	2007-08
6. George Papadakos (102-157)	.650	1987-88
7. Mike Peplowski (161-252)	.639	1992-93
8. Mike Peplowski (168-266)	.632	1991-92
9. Mike Peplowski (99-158)	.627	1990-91
10. DuJuan Wiley (78-125)	.624	1997-98

* Minimum 100 attempts

By Class:

Fresh.: Andre Hutson - .613 (1997-98)
 Soph.: Carlton Valentine - .650 (1985-86)
 Junior: Ron Charles - .665 (1978-79)
 Senior: Ron Charles - .676 (1979-80)

Game

FIELD GOALS	NO.	DATE (OPP.)
1. Scott Skiles	20	1/18/1986 (Minn.)
Julius McCoy	20	12/21/1955 (ND)
3. Ralph Simpson	19	12/13/1969 (WMU)
4. Darryl Johnson	18	12/29/1986 (BYU)
Scott Skiles	18	1/30/1986 (Wis.)
Terry Furlow	18	1/5/1976 (Iowa)
7. Scott Skiles	17	3/8/1986 (Ohio St.)
Jay Vincent	17	2/28/1981 (Minn.)
Mike Robinson	17	3/3/1973 (N'western)
Ralph Simpson	17	12/27/1969 (Oregon)

FG ATTEMPTS	NO.	DATE (OPP.)
1. Julius McCoy	36	2/27/1956 (Wis.)
2. Mike Robinson	34	3/7/1972 (Ohio St.)
Ralph Simpson	34	2/28/1970 (Ohio St.)
Al Ferrari	34	1/5/1953 (Indiana)
5. Scott Skiles	33	3/8/1986 (Ohio St.)
Mike Robinson	33	2/12/1972 (Iowa)
Ralph Simpson	33	1/31/1970 (Minn.)
8. Terry Furlow	32	12/6/1975 (EMU)
Ralph Simpson	32	12/27/1969 (Oregon)
10. Six occasions with 31 FG Attempts		

FG PCT.*	PCT.	DATE (OPP.)
1. Alan Anderson (10-10)	1.000	2/24/2005 (Wis.)
Carlton Valentine (11-11)	1.000	12/2/1986 (Brklyn)
Ron Charles (12-12)	1.000	1/24/1980 (Mich.)
Bob Chapman (11-11)	1.000	12/2/1977 (R.I.)
5. Kirk Manns (11-12)	.917	3/29/1989 (UAB)
Darryl Johnson (11-12)	.917	2/15/1986 (Minn.)
Ron Charles (11-12)	.917	12/18/1979 (CMU)
8. Ken Johnson (10-11)	.909	1/3/1985 (Ohio St.)
Derek Perry (10-11)	.909	12/12/1980 (EMU)
10. Six occasions with .900 (9-10)		

* Minimum 10 attempts

TEAM

Season

FIELD GOALS	NO.	GAMES
1. 1985-86	1,043	31 games
2. 2013-14	1,024	38 games
3. 1998-99	1,020	38 games
4. 1999-2000	1,018	39 games
5. 2014-15	1,014	39 games

FIELD-GOAL ATT.	NO.	GAMES
1. 2014-15	2,181	39 games
2. 2013-14	2,159	38 games
3. 1998-99	2,156	38 games
4. 1999-00	2,148	39 games
5. 2008-09	2,135	38 games

FIELD-GOAL PCT. NO.	GAMES
1. 1985-86 .561	31 games
2. 1984-85 .537	31 games
3. 1978-79 .527	32 games
4. 1977-78 .524	30 games
5. 1986-87 .524	28 games

Game

FIELD GOALS	OPPONENT	DATE
1. 50	Morehead St.	12/1/1992
50	Oklahoma	12/21/1963
3. 47	East Tenn. St.	12/9/1993
47	New Hampshire	2/30/1977
5. 46	Neb. Omaha	12/4/2011
46	Wisconsin	1/25/1975
46	Wisconsin	1/6/1964

FG ATT.	OPPONENT	DATE
1. 101	BYU	12/23/1963
101	Indiana	3/5/1960
3. 100	Cal State-Full.	12/1/1967
100	Oklahoma	12/21/1963
100	Wisconsin	3/2/1963

FG PCT.	OPPONENT	DATE
1. .738 (31-42)	Minnesota	2/28/1987
2. .733 (33-45)	Ohio State	2/7/2004
3. .686 (35-51)	Cincinnati	12/21/1991
4. .679 (36-53)	Penn State	1/20/2007
5. .676 (50-74)	Morehead St.	12/1/1992

Big Ten Game

FIELD GOALS	OPPONENT	DATE
1. 46	Wisconsin	1/25/1975
46	Wisconsin	1/6/1964
3. 44	Michigan	3/4/2000
4. 43	Purdue	2/3/1964
5. 42	Four occasions	

FG ATT.	OPPONENT	DATE
1. 101	Indiana	3/5/1960
2. 100	Wisconsin	3/2/1963
3. 97	Ohio State	3/3/1956
4. 96	Ohio State	2/22/1965
96	Minnesota	1/14/1964
96	Indiana	1/11/1964

FG PCT.	OPPONENT	DATE
1. .738 (31-42)	Minnesota	2/28/1987
2. .733 (33-45)	Ohio State	2/7/2004
3. .679 (36-53)	Penn State	1/20/2007
4. .667 (34-51)	Ohio State	3/5/2016
.667 (26-39)	Illinois	2/7/1985



FREE-THROW RECORDS

INDIVIDUAL

Career

FREE THROWS	NO.	YEARS
1. Kalin Lucas	507	2007-11
2. Paul Davis	477	2002-06
3. Sam Vincent	476	1981-85
4. Shawn Respert	468	1990-95
5. Steve Smith	464	1987-91
6. Scott Skiles	446	1982-86
7. Keith Appling	389	2010-14
8. Raymar Morgan	384	2006-10
9. Alan Anderson	379	2001-05
10. Greg Kelsner	374	1975-79

FREE-THROW ATT. NO.	YEARS
1. Kalin Lucas	637
2. Paul Davis	625
3. Steve Smith	614
4. Sam Vincent	593
5. Greg Kelsner	590
6. Raymar Morgan	571
7. Shawn Respert	546
8. Julius McCoy	544
9. Scott Skiles	525
10. Keith Appling	520

FREE-THROW PCT.*	PCT.	YEARS
1. Drew Neitzel	.866	2004-08
(251-290)		
2. Shawn Respert	.857	1990-95
(468-546)		
3. Scott Skiles	.850	1982-86
(446-525)		
4. Alan Anderson	.831	2001-05
(379-456)		
5. Shannon Brown	.831	2003-06
(241-290)		
6. Darryl Johnson	.830	1983-87
(200-241)		
7. Earvin Johnson	.816	1977-79
(363-445)		
8. Stan Washington	.815	1963-66
(278-341)		
9. Terry Furlow	.815	1972-76
(335-411)		
10. Larry Polec	.814	1982-86
(188-231)		

* Minimum 200 attempts

Season

FREE THROWS	NO.	YEAR
1. Earvin Johnson	202	1978-79
2. Scott Skiles	188	1985-86
3. Terry Furlow	177	1975-76
4. Sam Vincent	176	1984-85
5. Kalin Lucas	172	2008-09
6. Earvin Johnson	161	1977-78
7. Paul Davis	160	2005-06
8. Al Ferrari	152	1954-55
9. Steve Smith	150	1990-91
10. Julius McCoy	144	1955-56

By Class:

Fresh.: Earvin Johnson - 161 (1977-78)
 Soph.: Earvin Johnson - 202 (1978-79)
 Junior: Shawn Respert - 142 (1993-94)
 Senior: Scott Skiles - 188 (1985-86)

FT ATTEMPTS	NO.	YEAR
1. Earvin Johnson	240	1978-79
2. Julius McCoy	214	1955-56
3. Kalin Lucas	213	2008-09
4. Scott Skiles	209	1985-86
5. Sam Vincent	208	1984-85
6. Earvin Johnson	205	1977-78
7. Bob Anderregg	203	1958-59
8. Terry Furlow	202	1975-76
9. Greg Kelsner	196	1976-77
10. Al Ferrari	192	1954-55

By Class:

Fresh.: Earvin Johnson - 205 (1977-78)
 Soph.: Earvin Johnson - 240 (1978-79)
 Junior: Shawn Respert - 196 (1993-94)
 Senior: Julius McCoy - 214 (1955-56)

FT PCT.	PCT.	FT-FTA
1. Darryl Johnson	.910	1986-87
(111-122)		
2. Scott Skiles	.900	1985-86
(188-209)		
3. A.J. Granger	.893	1999-2000
(67-75)		
4. Terry Donnelly	.882	1979-80
(60-68)		
5. Drew Neitzel	.879	2006-07
(123-140)		
6. Alan Anderson	.877	2004-05
(114-130)		
7. Terry Furlow	.876	1975-76
(177-202)		
8. Shawn Respert	.872	1991-92
(68-78)		
9. Austin Thornton	.871	2011-12
(54-62)		
10. Paul Davis	.870	2005-06
(160-184)		

* Minimum 50 attempts

By Class:

Fresh.: Shawn Respert - .872 (1991-92)
 Soph.: Shawn Respert - .856 (1992-93)
 Junior: Drew Neitzel - .879 (2006-07)
 Senior: Darryl Johnson - .910 (1986-87)

Game

FREE THROWS	NO.	DATE (OPP.)
1. Al Ferrari	21	2/28/1955 (Ind.)
2. Terry Furlow	20	1/8/1976 (N.western)
3. Kevin Smith	19	1/7/1982 (Ind.)
4. Adreian Payne	17	3/20/2014 (Del.)
Sam Vincent	17	2/24/1983 (Ohio St.)

FT ATTEMPTS	NO.	DATE (OPP.)
1. Al Ferrari	26	2/28/1955 (Indiana)
2. Terry Furlow	22	1/8/1976 (N.western)
3. Rudy Benjamin	21	12/12/1970 (W. Mich.)
4. Kevin Smith	19	1/7/1982 (Indiana)
5. Steve Smith	18	2/25/1991 (Minn.)
Earvin Johnson	18	1/20/1979 (Iowa)

FT PCT.	PCT.	DATE (OPP.)
1. Kevin Smith	1.000	1/7/1982 (Indiana)
(19-19)		
Adreian Payne	1.000	3/20/2014 (Del.)
(17-17)		
Sam Vincent	1.000	2/24/1983 (Ohio St.)
(17-17)		
Steve Smith	1.000	1/19/1991 (Minn.)
(15-15)		
Three (14-14), One (13-13),		
Two (12-12), Seven (11-11), 16 (10-10)		

TEAM

Season

FREE THROWS	NO.	GAMES
1. 2008-09	612	38 games
2. 1999-2000	600	39 games
3. 2002-03	564	35 games
4. 1978-79	559	32 games
5. 2004-05	543	33 games

FT ATTEMPTS	NO.	GAMES
1. 2008-09	877	38 games
2. 1999-2000	816	39 games
3. 1978-79	775	32 games
4. 2002-03	767	35 games
5. 2009-10	764	37 games

FT PCT.	NO.	GAMES
1. 1985-86	.799	31 games
2. 2004-05	.777	33 games
3. 2003-04	.771	30 games
2001-02	.771	31 games
1986-87	.771	28 games

Game

FT	OPPONENT	DATE
1. 42	Oklahoma	12/6/2003
2. 41	Ill.-Chicago	12/3/1983
3. 40	Ohio State	2/24/1983
40	Penn	12/30/1954
5. 36	Wisconsin	1/8/1955

FT ATT.	OPPONENT	DATE
1. 53	Ill.-Chicago	12/3/1983
2. 49	Western Mich.	12/12/1970
49	Wisconsin	1/8/1955
49	Kansas State	1/5/1954
5. 48	Oklahoma	12/6/2003

FREE-THROW PERCENTAGE:

1.000 (18-18)

vs. Mich. (1/30/2001) & Illinois (1/12/86)

Big Ten Game

FREE THROWS	OPPONENT	DATE
1. 40	Ohio State	2/24/1983
2. 36	Wisconsin	1/8/1955
3. 34	Indiana	2/23/1963
4. 33	Indiana	2/28/1955
5. 32	Minnesota	1/11/2014

FT ATT.	OPPONENT	DATE
1. 49	Wisconsin	1/8/1955
2. 45	Ohio State	2/24/1983
3. 44	Iowa	1/20/1979
44	Indiana	2/23/1963
5. 42	Penn State	1/3/2001

FREE-THROW PERCENTAGE

1.000 (18-18)

vs. Mich. (1/30/2001) & Illinois (1/12/86)

FREE-THROW/3-POINT RECORDS

YEAR-BY-YEAR FREE-THROW % LEADERS

Minimum 50 attempts (since 1946-47)

YEAR	NAME	PCT. (FT-FTA)	YEAR	NAME	PCT. (FT-FTA)
1946-47	Bob Geahan, f	.656 (61-93)	1981-82	Sam Vincent, g	.747 (68-91)
1947-48	Bob Brannum, c	.615 (96-156)	1982-83	Scott Skiles, g	.831 (69-83)
1948-49	John Granack, f	.617 (37-60)	1983-84	Scott Skiles, g	.832 (99-119)
1949-50	Jim Snodgrass, g	.694 (50-72)	1984-85	Sam Vincent, g	.846 (176-208)
1950-51	Bob Carey, f/c	.683 (54-79)	1985-86	Scott Skiles, g	.900 (188-209)
1951-52	Gordon Stauffer, g	.810 (56-69)	1986-87	Darryl Johnson, g	.910 (111-122)
1952-53	Al Ferrari, f	.691 (123-178)	1987-88	Steve Smith, g	.758 (69-91)
1953-54	Bob Armstrong, c	.754 (40-55)	1988-89	Kirk Manns, g	.839 (47-56)
1954-55	Al Ferrari, f	.792 (152-192)	1989-90	Kirk Manns, g	.864 (70-81)
1955-56	George Ferguson f/g	.699 (65-93)	1990-91	Steve Smith, g	.802 (150-187)
1956-57	Jack Quiggle, g	.714 (100-140)	1991-92	Shawn Respert, g	.872 (68-78)
1957-58	Jack Quiggle, g	.721 (75-104)	1992-93	Shawn Respert, g	.856 (119-139)
1958-59	Horace Walker, f/c	.719 (69-96)	1993-94	Shawn Respert, g	.840 (142-169)
1959-60	Horace Walker, f/c	.798 (119-149)	1994-95	Shawn Respert, g	.869 (139-160)
1960-61	Dick Hall, f/c	.800 (104-130)	1995-96	Thomas Kelley, g	.790 (45-57)
1961-62	Jack Lamers, f/c	.761 (51-67)	1996-97	Mateen Cleaves, g	.722 (57-79)
1962-63	Jack Lamers, f/g	.770 (47-61)	1997-98	Charlie Bell, g	.793 (69-87)
1963-64	Bill Schwarz, g	.784 (40-51)	1998-99	Morris Peterson, f	.814 (114-140)
1964-65	Stan Washington, f	.851 (120-141)	1999-2000	A.J. Granger, f	.893 (67-75)
1965-66	Stan Washington, f	.798 (91-114)	2000-01	Charlie Bell, g	.770 (94-122)
1966-67	Steve Rymal, g	.690 (49-71)	2001-02	Adam Ballinger, f	.864 (51-59)
1967-68	Harrison Stepter, g	.815 (44-54)	2002-03	Alan Anderson, f	.842 (128-152)
1968-69	Jim Gibbons, f	.714 (79-98)	2003-04	Shannon Brown, g	.807 (46-57)
1969-70	Ralph Simpson, g	.822 (139-169)	2004-05	Alan Anderson, f	.877 (114-130)
1970-71	Rudy Benjamin, g	.725 (116-160)	2005-06	Paul Davis, c	.870 (160-184)
1971-72	Mike Robinson, g	.707 (104-147)	2006-07	Drew Neitzel, g	.879 (123-140)
1972-73	Mike Robinson, g	.796 (90-113)	2007-08	Drew Neitzel, g	.860 (74-86)
1973-74	Mike Robinson, g	.773 (99-128)	2008-09	Goran Suton, c	.848 (67-79)
1974-75	Terry Furlow, f	.825 (99-120)	2009-10	Durrell Summers, g	.795 (62-78)
1975-76	Terry Furlow, f	.876 (177-202)	2010-11	Kalin Lucas, g	.820 (137-167)
1976-77	Terry Donnelly, g	.769 (40-52)	2011-12	Austin Thornton, g	.871 (54-62)
1977-78	Bob Chapman, g	.802 (65-81)	2012-13	Adreian Payne, f	.848 (89-105)
1978-79	Ervin Johnson, g/f	.842 (202-240)	2013-14	Gary Harris, g	.810 (115-142)
1979-80	Terry Donnelly, g	.882 (60-68)	2014-15	Denzel Valentine, g	.826 (71-86)
1980-81	Mike Brkovich, g/f	.862 (56-65)	2015-16	Denzel Valentine, g	.853 (81-95)

YEAR-BY-YEAR 3-POINT FG LEADERS

Based on total 3-pointers (since 1982-83)

YEAR	NAME	3FG (AVG.)	YEAR	NAME	3FG (AVG.)
1982-83	* Scott Skiles, g	25 (1.2)	2001-02	Chris Hill, g	66 (2.1)
1986-87	Kirk Manns, g	35 (1.2)	2002-03	Chris Hill, g	95 (2.7)
1987-88	Kirk Manns, g	27 (0.9)	2003-04	Chris Hill, g	84 (2.8)
1988-89	Kirk Manns, g	69 (2.1)	2004-05	Chris Hill, g	61 (1.8)
1989-90	Kirk Manns, g	81 (2.6)	2005-06	Maurice Ager, g	83 (2.4)
1990-91	Steve Smith, g	66 (2.2)	2006-07	Drew Neitzel, g	114 (3.3)
1991-92	Shawn Respert, g	60 (2.0)	2007-08	Drew Neitzel, g	97 (2.7)
1992-93	Shawn Respert, g	60 (2.1)	2008-09	Chris Allen, g	52 (1.4)
1993-94	Shawn Respert, g	92 (2.9)	2009-10	Chris Allen, g	53 (1.5)
1994-95	Shawn Respert, g	119 (4.3)	2010-11	Durrell Summers, g	62 (1.8)
1995-96	Ray Weathers, g	39 (1.3)	2011-12	Draymond Green, f	52 (1.4)
1996-97	Ray Weathers, g	53 (1.8)	2012-13	Gary Harris, g	65 (1.9)
1997-98	Jason Klein, f	69 (2.3)	2013-14	Gary Harris, g	81 (2.3)
1998-99	Jason Klein, f	46 (1.2)	2014-15	Denzel Valentine, g	102 (2.6)
1999-2000	Morris Peterson, f	85 (2.2)	2015-16	Bryn Forbes, g	112 (3.2)
2000-01	Charlie Bell, g	52 (1.6)			

*3-Point shot used in Big Ten and NIT games only.

INDIVIDUAL

Career

3-POINT FG	NO.	YEARS
1. Shawn Respert	331	1990-95
2. Chris Hill	306	2001-05
3. Drew Neitzel	273	2004-08
4. Denzel Valentine	265	2012-16
5. Kirk Manns	212	1986-90
6. Travis Trice	202	2011-15
7. Maurice Ager	202	2002-06
8. Bryn Forbes	182	2014-16
9. Durrell Summers	161	2007-11
10. Jason Klein	152	1995-99

3-POINT FG ATT.	NO.	YEARS
1. Chris Hill	735	2001-05
2. Shawn Respert	728	1990-95
3. Drew Neitzel	684	2004-08
4. Denzel Valentine	650	2012-16
5. Maurice Ager	532	2002-06
6. Travis Trice	512	2011-15
7. Mateen Cleaves	457	1996-2000
8. Kirk Manns	446	1986-90
9. Durrell Summers	433	2007-11
10. Keith Appling	413	2010-14

3-PT. FG PCT.*	PCT.	YEARS
1. Kirk Manns (212-446)	.475	1986-90
2. Bryn Forbes (182-397)	.458	2012-16
3. Shawn Respert (331-728)	.455	1990-95
4. Ray Weathers (99-222)	.446	1994-97
5. A.J. Granger (77-175)	.440	1996-2000
6. Todd Wolfe (53-121)	.438	1986-90
7. Steve Smith (147-353)	.416	1987-91
8. Chris Hill (306-735)	.416	2001-05
9. Adreian Payne (61-149)	.409	2010-14
10. Denzel Valentine (265-650)	.408	2012-16

* Minimum 100 attempts



Bryn Forbes finished second in the nation from beyond the arc in 2016, knocking down 45.8 percent of his 3-point attempts.



3-POINT RECORDS

Season

3-POINT FG	NO.	YEAR
1. Shawn Respert	119	1994-95
2. Drew Neitzel	114	2006-07
3. Bryn Forbes	112	2015-16
4. Denzel Valentine	104	2015-16
5. Denzel Valentine	102	2014-15
6. Drew Neitzel	97	2007-08
7. Chris Hill	95	2002-03
8. Shawn Respert	92	1993-94
9. Travis Trice	90	2014-15
10. Morris Peterson	85	1999-2000

By Class:

Freshman: Chris Hill - 66 (2001-02)

Sophomore: Chris Hill - 95 (2002-03)

Junior: Drew Neitzel - 114 (2006-07)

Senior: Shawn Respert - 119 (1994-95)

3-POINT FG ATT.	NO.	YEAR
1. Drew Neitzel	277	2006-07
2. Shawn Respert	251	1994-95
3. Denzel Valentine	245	2014-15
4. Travis Trice	244	2014-15
Drew Neitzel	244	2007-08
6. Denzel Valentine	234	2015-16
Chris Hill	234	2002-03
8. Bryn Forbes	233	2015-16
9. Gary Harris	230	2013-14
10. Maurice Ager	221	2005-06

By Class:

Freshman: Gary Harris - 158 (2012-13)

Sophomore: Chris Hill - 234 (2002-03)

Junior: Drew Neitzel - 277 (2006-07)

Senior: Shawn Respert - 251 (1994-95)

3-PT. FG PCT.	PCT.	YEAR
1. Kirk Manns (69-136)	.500	1988-89
2. Todd Wolfe (26-52)	.500	1988-89
Scott Skiles (25-50)	.500	1982-83
4. Kenny Kaminski (38-77)	.494	2013-14
5. Kelvin Torbert (31-64)	.484	2003-04
6. Kirk Manns (27-56)	.482	1987-88
7. Bryn Forbes (112-233)	.481	2015-16
8. Shawn Respert (119-251)	.474	1994-95
9. Kirk Manns (35-76)	.461	1986-87
10. Steve Smith (45-98)	.459	1989-90

* Minimum 50 attempts

By Class:

Freshman: Scott Skiles - .500 (1982-83)

Soph.: Kirk Manns - .482 (1987-88)

Junior: Kirk Manns - .507 (1988-89)

Senior: Bryn Forbes - .481 (2015-16)

Game

3-POINT FG	NO.	DATE (OPP.)
1. Bryn Forbes	11	3/2/2016 (Rutgers)
2. Chris Hill	10	2/23/2003 (Syr.)
3. Shawn Respert	9	1/11/1995 (Ind.)
4. Bryn Forbes	8	2/6/2016 (Mich.)
Shawn Respert	8	3/11/1995 (Wis.)
Shawn Respert	8	2/15/1995 (Illinois)
Shawn Respert	8	8/29/1994 (Ball St.)
Shawn Respert	8	2/23/1994 (Minn.)
Kirk Manns	8	2/12/1990 (Iowa)
Kirk Manns	8	1/25/1989 (Purdue)

3-PT. FG ATT.	NO.	DATE (OPP.)
1. Chris Hill	18	2/23/2003 (Syr.)
2. Drew Neitzel	17	3/17/2007 (UNC)
Maurice Ager	17	17/11/22/2005 (Gonz.)
Shawn Respert	17	3/17/95 (Weber St.)
Shawn Respert	17	3/11/1995 (Wis.)
6. Bryn Forbes	16	3/2/2016 (Rutgers)
7. Shawn Respert	15	3/8/1995 (Iowa)
8. Gary Harris	13	2/23/2014 (Mich.)
Marcus Taylor	13	13/3/15/2002 (NCSU)
Shawn Respert	13	1/11/1995 (Ind.)
Steve Smith	13	3/3/1991 (Ohio St.)
Kirk Manns	13	2/12/1990 (Iowa)
Kirk Manns	13	1/13/1990 (Iowa)

3-PT. FG PCT.	PCT.	DATE (OPP.)
1. Travis Trice (7-8)	.875	1/8/2015 (Iowa)
Drew Neitzel (7-8)	.875	11/21/2006 (Vt.)
3. Bryn Forbes (8-10)	.800	2/6/2016 (Mich.)
4. Kirk Manns (8-10)	.800	1/25/1989 (Pur.)
5. Bryn Forbes (7-9)	.778	12/22/2015 (Oak.)
6. Denzel Valentine (6-8)	.750	1/20/2016 (Neb.)
Bryn Forbes (6-8)	.750	1/10/2016 (PSU)
Gary Harris (6-8)	.750	1/5/2013 (Pur.)
Ray Weathers (6-8)	.750	12/21/1995 (ETSU)
10. Bryn Forbes (7-10)	.700	2/23/2016 (OSU)

* Minimum 8 attempts

TEAM

Season

3-POINT FG	NO.	GAMES
1. 2015-16	321	35 games
2. 2013-14	307	38 games
3. 2014-15	294	39 games
4. 1999-2000	253	39 games
5. 2010-11	220	34 games

3-POINT FG ATT.	NO.	GAMES
1. 2013-14	783	38 games
2. 2014-15	763	39 games
3. 2015-16	739	35 games
4. 1999-2000	669	39 games
5. 2010-11	620	34 games

3-POINT FG PCT.	NO.	GAMES
1. 2015-16	.434	35 games
2. 1989-90	.431	34 games
3. 1987-88	.421	28 games
4. 1988-89	.419	33 games
5. 1986-87	.416	28 games

Game

3-PT FG	OPPONENT	DATE
1. 17	Rutgers	1/31/2016
17	Purdue	2/20/2014
3. 16	Rutgers	3/2/2016
16	Northwestern	1/28/2016
16	Michigan	3/4/2000

3-PT FG ATT.	OPPONENT	DATE
1. 35	Va. Tech	11/22/2013
2. 34	Gonzaga	11/22/2005
3. 32	Rutgers	1/31/2016
32	Minnesota	2/26/2015
32	Purdue	2/20/2014
32	Michigan	3/4/2000

Big Ten Game

3-PT FG	OPPONENT	DATE
1. 17	Rutgers	1/31/2016
17	Purdue	2/20/2014
3. 16	Rutgers	3/2/2016
16	Northwestern	1/28/2016
16	Michigan	3/4/2000

3-PT FG ATT.	OPPONENT	DATE
1. 32	Rutgers	1/31/2016
32	Minnesota	2/26/2015
32	Purdue	2/20/2014
32	Michigan	3/4/2000
5. 31	Rutgers	3/2/2016

ASSIST/STEAL/BLOCK RECORDS

INDIVIDUAL

Career

ASSISTS	NO.	YEARS
1. Mateen Cleaves	816	1996-2000
2. Scott Skiles	645	1982-86
3. Denzel Valentine	639	2012-16
4. Eric Snow	599	1991-95
5. Drew Neitzel	582	2004-08
6. Mark Montgomery	561	1988-92
7. Kalin Lucas	558	2007-11
8. Travis Walton	555	2005-09
9. Earvin Johnson	491	1977-79
10. Keith Appling	465	2010-14

STEALS	NO.	YEARS
1. Mateen Cleaves	195	1996-2000
2. Draymond Green	180	2008-12
3. Scott Skiles	175	1982-86
4. Mark Montgomery	168	1988-92
5. Travis Walton	167	2005-09
6. Branden Dawson	163	2011-15
7. Chris Hill	162	2001-05
8. Sam Vincent	159	1981-85
9. Keith Appling	151	2010-14
10. Ken Redfield	150	1986-90

BLOCKED SHOTS	NO.	YEARS
1. Matt Costello	146	2012-16
2. Branden Dawson	142	2011-15
3. Adreian Payne	141	2010-14
4. Drew Naymick	134	2004-08
5. Draymond Green	117	2008-12
6. Delvon Roe	106	2008-11
7. Matt Steigenga	97	1988-92
8. Ken Johnson	96	1983-85
9. Goran Suton	90	2005-09
10. Aloysius Anagonye	88	1999-2003

Season

ASSISTS	NO.	YEAR
1. Mateen Cleaves	274	1998-99
(7.2 per game)		
2. Earvin Johnson	269	1978-79
(8.4 per game)		
3. Denzel Valentine	241	2015-16
(7.8 per game)		
4. Earvin Johnson	222	1977-78
(7.4 per game)		
5. Mateen Cleaves	217	1997-98
(7.2 per game)		
Eric Snow	217	1994-95
(7.8 per game)		
7. Eric Snow	213	1993-94
(6.7 per game)		
8. Scott Skiles	203	1985-86
(6.5 per game)		
9. Travis Trice	197	2014-15
(5.1 per game)		
10. Travis Walton	191	2006-07
(5.5 per game)		

By Class:

Fresh.: Earvin Johnson - 222 (1977-78)
 Soph.: Earvin Johnson - 269 (1978-79)
 Junior: Mateen Cleaves - 274 (1998-99)
 Senior: Eric Snow - 241 (2015-16)

YEAR-BY-YEAR ASSIST LEADERS

Based on total assists (since 1975-76)

YEAR	NAME	AST. (AVG.)	YEAR	NAME	AST. (AVG.)
1975-76	Benny White, g	106 (3.9)	1995-96	Thomas Kelley, g	114 (3.6)
1976-77	Edgar Wilson, f/g	93 (3.4)	1996-97	Mateen Cleaves, g	146 (5.0)
	Terry Donnelly, g	93 (3.4)	1997-98	Mateen Cleaves, g	217 (7.2)
1977-78	Earvin Johnson, g/f	222 (7.4)	1998-99	Mateen Cleaves, g	274 (7.2)
1978-79	Earvin Johnson, g/f	269 (8.4)	1999-2000	Mateen Cleaves, g	179 (6.9)
1979-80	Mike Brkovich, g/f	96 (3.6)	2000-01	Charlie Bell, g	169 (5.1)
1980-81	Kevin Smith, g	130 (4.8)	2001-02	Marcus Taylor, g	153 (5.3)
1981-82	Kevin Smith, g	126 (4.5)	2002-03	Chris Hill, g	128 (3.7)
1982-83	Scott Skiles, g	146 (4.2)	2003-04	Chris Hill, g	128 (3.7)
1983-84	Scott Skiles, g	128 (4.6)	2004-05	Chris Hill, g	141 (4.3)
1984-85	Scott Skiles, g	168 (5.8)	2005-06	Drew Neitzel, g	189 (5.6)
1985-86	Scott Skiles, g	203 (6.5)	2006-07	Travis Walton, g	191 (5.5)
1986-87	Darryl Johnson, g	112 (4.0)	2007-08	Travis Walton, g	156 (4.3)
1987-88	Ed Wright, g	91 (3.3)	2008-09	Kalin Lucas, g	176 (4.6)
1988-89	Ken Redfield, f	131 (4.0)	2009-10	Kalin Lucas, g	131 (4.0)
1989-90	Steve Smith, g	150 (4.8)	2010-11	Draymond Green, f	141 (4.1)
1990-91	Mark Montgomery, g	169 (5.8)	2011-12	Keith Appling, g	144 (3.9)
1991-92	Mark Montgomery, g	190 (6.3)	2012-13	Keith Appling, g	120 (3.3)
1992-93	Eric Snow, g	145 (5.2)	2013-14	Keith Appling, g	156 (4.5)
1993-94	Eric Snow, g	213 (6.7)	2014-15	Travis Trice, g	197 (5.1)
1994-95	Eric Snow, g	217 (7.8)	2015-16	Denzel Valentine, g	241 (7.8)

STEALS	NO.	YEAR
1. Earvin Johnson	75	1978-79
2. Mateen Cleaves	73	1997-98
3. Earvin Johnson	71	1977-78
4. Mateen Cleaves	69	1998-99
5. Gary Harris	63	2013-14
6. Draymond Green	60	2010-11
Darryl Johnson	60	1986-87
8. Branden Dawson	57	2012-13
Eric Snow	57	1993-94
10. Travis Walton	56	2008-09
Antonio Smith	56	1998-99

By Class:

Fresh.: Earvin Johnson - 68 (1977-78)
 Soph.: Earvin Johnson - 75 (1978-79)
 Junior: Mateen Cleaves - 69 (1998-99)
 Senior: Darryl Johnson - 60 (1986-87)

BLOCKED SHOTS	NO.	YEAR
1. Ken Johnson	72	1984-85
2. Deyonta Davis	64	2015-16
3. Drew Naymick	60	2007-08
4. Branden Dawson	58	2014-15
5. Drew Naymick	55	2006-07
6. Ron Charles	51	1979-80
7. DuJuan Wiley	50	1997-98
8. Matt Costello	48	2014-15
9. Adreian Payne	46	2012-13
10. Matt Costello	43	2013-14

By Class:

Freshman: Deyonta Davis - 64 (2015-16)
 Soph.: Matt Costello - 43 (2013-14)
 Junior: Drew Naymick - 55 (2006-07)
 Senior: Ken Johnson - 72 (1984-85)

Game

ASSISTS	NO.	DATE (OPP.)
1. Mateen Cleaves	20	3/4/2000 (Mich.)
2. Gary Ganakas	17	12/29/1972 (Roch.)
3. Earvin Johnson	14	1/4/1979 (Wis.)
Earvin Johnson	14	12/13/1978 (W. Mich.)
Earvin Johnson	14	3/16/1978 (W. Ky.)
6. Denzel Valentine	13	3/5/2016 (OSU)
Denzel Valentine	13	2/14/16 (Indiana)
Mateen Cleaves	13	1/24/1999 (Ind.)
Mateen Cleaves	13	1/28/1998 (Ind.)
Eric Snow	13	2/11/1995 (Penn St.)
Earvin Johnson	13	3/18/1979 (Notre Dame)
Earvin Johnson	13	12/21/1977 (Detroit)



Mateen Cleaves is MSU's all-time assist leader with 816 helpers.

ASSIST/STEAL/BLOCK RECORDS

YEAR-BY-YEAR STEAL LEADERS

Based on total steals (since 1977-78)

YEAR	NAME	STL. (AVG.)	YEAR	NAME	STL. (AVG.)
1977-78	Earvin Johnson, g	71 (2.3)	1997-98	Mateen Cleaves, g	73 (2.4)
1978-79	Earvin Johnson, g	75 (2.3)	1998-99	Mateen Cleaves, g	69 (1.8)
1979-80	Kevin Smith, g	46 (1.7)	1999-2000	Charlie Bell, g	47 (1.2)
1980-81	Kevin Smith, g	38 (1.4)	2000-01	Jason Richardson, g	38 (1.2)
1981-82	Sam Vincent, g	41 (1.5)	2001-02	Marcus Taylor, g	31 (1.1)
1982-83	Sam Vincent, g	44 (1.5)	2002-03	Chris Hill, g	51 (1.5)
1983-84	Scott Skiles, g	40 (1.4)	2003-04	Chris Hill, g	46 (1.5)
1984-85	Scott Skiles, g	48 (1.7)	2004-05	Chris Hill, g	44 (1.3)
1985-86	Scott Skiles, g	54 (1.7)	2005-06	Shannon Brown, g	50 (1.5)
1986-87	Darryl Johnson, g	60 (2.1)	2006-07	Travis Walton, g	42 (1.2)
1987-88	Ken Redfield, f	50 (1.8)	2007-08	Goran Suton, c	38 (1.1)
1988-89	Ken Redfield, f	46 (1.4)	2008-09	Travis Walton, g	56 (1.5)
1989-90	Ken Redfield, f	44 (1.3)	2009-10	Draymond Green, f	45 (1.2)
1990-91	Mark Montgomery, g	52 (1.8)	2010-11	Draymond Green, f	60 (1.8)
1991-92	Mark Montgomery, g	48 (1.6)	2011-12	Draymond Green, f	54 (1.5)
1992-93	Eric Snow, g	27 (1.0)	2012-13	Brandon Dawson, f	57 (1.6)
1993-94	Eric Snow, g	57 (1.8)	2013-14	Gary Harris, g	63 (1.8)
1994-95	Eric Snow, g	52 (1.9)	2014-15	Brandon Dawson, f	42 (1.2)
1995-96	Quinton Brooks, f	30 (1.0)	2015-16	Denzel Valentine, g	32 (1.0)
1996-97	Antonio Smith, f	29 (1.0)			

YEAR-BY-YEAR BLOCK LEADERS

Based on total blocks (since 1979-80)

YEAR	NAME	BLK. (AVG.)	YEAR	NAME	BLK. (AVG.)
1979-80	Ron Charles, f/c	51 (1.9)	1998-99	Andre Hutson, f	22 (0.6)
1980-81	Ben Tower, f	16 (0.6)		Morris Peterson, f	22 (0.6)
1981-82	Richard Mudd, f/c	15 (0.6)	1999-2000	A.J. Granger, f	21 (0.5)
1982-83	Kevin Willis, c	35 (1.3)	2000-01	Jason Richardson, g	28 (0.8)
1983-84	Ken Johnson, f	24 (1.3)	2001-02	Aloysius Anagnonye, f	31 (1.0)
	Kevin Willis, c	24 (0.9)	2002-03	Aloysius Anagnonye, f	20 (0.6)
1984-85	Ken Johnson, c	72 (2.6)		Adam Ballinger, f	20 (0.6)
1985-86	Barry Fordham, c	20 (0.6)		Erazem Lorbek, f	20 (0.6)
1986-87	George Papadakos, c	12 (0.4)	2003-04	Paul Davis, c	19 (0.6)
1987-88	George Papadakos, c	35 (1.4)	2004-05	Paul Davis, c	20 (0.6)
1988-89	Steve Smith, g	12 (0.4)	2005-06	Paul Davis, c	29 (0.9)
	Matt Steigenga, f	12 (0.4)	2006-07	Drew Naymick, c	55 (1.6)
1989-90	Matt Steigenga, f	30 (0.9)	2007-08	Drew Naymick, c	60 (1.7)
1990-91	Matt Steigenga, f	32 (1.1)	2008-09	Delvon Roe, f	29 (0.8)
1991-92	Matt Steigenga, f	23 (0.9)	2009-10	Delvon Roe, f	35 (0.9)
1992-93	Mike Peplowski, c	24 (0.9)	2010-11	Delvon Roe, f	42 (1.2)
1993-94	Anthony Miller, c	29 (0.9)	2011-12	Adreian Payne, f	39 (1.1)
1994-95	Quinton Brooks, f	16 (0.6)	2012-13	Adreian Payne, f	46 (1.3)
1995-96	Quinton Brooks, f	18 (0.6)	2013-14	Matt Costello, f	43 (1.3)
1996-97	DuJuan Wiley, c	19 (0.8)	2014-15	Brandon Dawson, f	58 (1.7)
1997-98	DuJuan Wiley, c	50 (1.7)	2015-16	Deyonta Davis, f	64 (1.8)

STEALS	NO.	DATE (OPP.)
1. Mateen Cleaves	9	2/14/1998 (Minn.)
2. Darryl Johnson	8	1/10/1987 (Ohio St.)
Greg Kelsner	8	2/2/1976 (Nwestern)
4. Jason Richardson	7	2/18/2001 (Purdue)
Greg Kelsner	7	2/4/1978 (Indiana)
Earvin Johnson	7	2/2/1978 (Mich.)
7. Eleven occasions with six steals		

BLOCKED SHOTS	NO.	DATE (OPP.)
1. Ken Johnson	8	12/29/1984 (SDSU)
2. Deyonta Davis	6	1/28/2016 (Nwestern)
Matt Costello	6	1/18/2014 (Illinois)
Draymond Green	6	12/22/2012 (Lehigh)
Drew Naymick	6	2/9/2008 (Nwestern)
Ken Johnson	6	1/10/1985 (Purdue)
7. Deyonta Davis	5	11/23/15 (EMU)
Deyonta Davis	5	11/13/15 (FAU)
Brandon Dawson	5	2/14/2015 (Ohio St.)
Adreian Payne	5	3/23/2013 (Memphis)
Delvon Roe	5	1/15/2011 (Nwestern)
Keith Appling	5	1/3/2011 (Nwestern)
Delvon Roe	5	12/4/2009 (Wofford)
Matt Steigenga	5	2/3/1990 (Purdue)
Barry Fordham	5	2/15/1986 (Minn.)

TEAM

Season

ASSISTS	NO.	GAMES
1. 2015-16	719	35 games
2. 2014-15	646	39 games
3. 2013-14	637	38 games
4. 2007-08	631	36 games
5. 2008-09	611	38 games

STEALS	NO.	GAMES
1. 1998-99	298	38 games
2. 2012-13	289	36 games
3. 2011-12	265	37 games
4. 2013-14	259	38 games
5. 2004-05	258	33 games

BLOCKED SHOTS	NO.	GAMES
1. 2015-16	177	35 games
2. 2014-15	176	39 games
3. 2013-14	174	38 games
4. 2010-11	167	34 games
5. 2006-07	162	35 games

Game

ASSISTS	OPPONENT	DATE
1. 36	Michigan	3/4/2000
2. 35	Neb. Omaha	12/4/2011
35	Alcorn State	12/13/2008
4. 32	McNeese St.	11/8/2013
32	Loyola-Chi.	12/9/2000
32	Morehead St.	12/1/1992

STEALS	OPPONENT	DATE
1. 18	Portland St.	12/10/1979
2. 17	Five occasions	

BLOCKS	OPPONENT	DATE
1. 13	San Jose St.	12/19/2007
2. 12	Florida Atlantic	11/13/2015
12	Nebraska	2/16/2013
12	Northwestern	1/3/2011
5. 10	Six occasions	

Big Ten Game

ASSISTS	OPPONENT	DATE
1. 36	Michigan	3/4/2000
2. 30	Penn State	2/28/2008
30	Iowa	2/17/1975
4. 29	Wisconsin	1/25/1975
29	Ohio State	3/5/2016

STEALS	OPPONENT	DATE
1. 17	Michigan	2/17/1979
2. 16	Wisconsin	3/7/2013
16	Iowa	1/10/2012
16	Northwestern	2/25/1999
5. 15	Michigan	3/7/2010
15	Indiana	2/4/1978

BLOCKS	OPPONENT	DATE
1. 12	Nebraska	2/16/2013
12	Northwestern	1/3/2011
3. 10	Indiana	2/14/2016
10	Minnesota	1/11/2014
10	Purdue	3/14/2003

MISCELLANEOUS RECORDS

INDIVIDUAL

Career

GAMES PLAYED	NO.	YEARS
1. Draymond Green	145	2008-12
Durrell Summers	145	2007-11
3. Denzel Valentine	144	2012-16
4. Travis Walton	143	2005-09
5. Keith Appling	142	2010-14
6. Kalin Lucas	141	2007-11
7. Charlie Bell	140	1997-2001
8. Derrick Nix	139	2009-13
9. Matt Costello	138	2012-16
Adreian Payne	138	2010-14
Marquise Gray	138	2005-09
Drew Neitzel	138	2004-08
Andre Hutson	138	1997-2001

GAMES STARTED	NO.	YEARS
1. Charlie Bell	136	1997-2001
2. Andre Hutson	129	1997-2001
3. Keith Appling	123	2010-14
Matt Steigenga	123	1988-92
5. Branden Dawson	121	2011-15
6. Raymar Morgan	120	2006-10
7. Kalin Lucas	119	2007-11
8. Shawn Respert	118	1990-95
9. Denzel Valentine	117	2012-16
Drew Neitzel	117	2004-08
Steve Smith	117	1987-91

TEAM

Season

WINS	NO.	GAMES
1. 1998-99	33	38 games
2. 1999-2000	32	39 games
3. 2008-09	31	38 games
4. 2015-16	29	35 games
2013-14	29	38 games
2011-12	29	37 games

Game

VICTORY MARGIN	PTS	DATE
1. vs. Alma	99 (102-3)	2/1/1902
2. vs. Battle Creek YMCA	90 (94-4)	2/25/1905
3. vs. Bay City YMCA	72 (84-12)	2/7/1910
4. vs. DePaul	69 (76-7)	1/13/1909
5. vs. Morehead St.	68 (121-53)	12/1/1992

DEFEAT MARGIN	PTS	DATE
1. vs. Indiana	52 (55-107)	1/4/1975
2. at Kentucky	50 (86-36)	1/27/1947
3. at Ohio State	44 (87-43)	2/11/1950
4. at Iowa	43 (111-68)	1/16/1965
5. at Detroit A.C.	42 (54-12)	2/10/1911

COMBINED PTS	POINTS	DATE
1. vs. Oklahoma	218 (118-100)	12/21/1963
2. vs. Gonzaga	215 (106-109)	11/22/2005
3. vs. Ball State	212 (117-95)	12/29/1994
4. at Illinois	210 (121-89)	3/9/1965
vs. Indiana	210 (107-103)	1/11/1995

TRIPLE DOUBLES

Earvin Johnson - 8

OPPONENT	PTS.	REB.	AST.
Pennsylvania, 3/24/1979	29	10	10
Lamar, 3/11/1979	13	17	10
Illinois, 2/24/1979	21	11	11
Kansas, 2/4/1979	12	10	11
Northwestern, 1/27/1979	26	10	10
Wisconsin, 1/4/1979	21	13	14
Oregon State, 12/29/1978	10	10	10
Detroit, 12/21/1977	11	10	13

Draymond Green - 3

OPPONENT	PTS.	REB.	AST.
Long Island, 3/16/2012	24	12	10
UCLA, 3/17/2011	23	11	10
Penn State, 2/10/2011	15	14	10

Denzel Valentine - 2

OPPONENT	PTS.	REB.	AST.
Boston College, 11/26/2015	29	11	10
Kansas, 11/17/2015	29	12	12

Charlie Bell - 1

OPPONENT	PTS.	REB.	AST.
Oakland, 11/19/2000	13	11	10



Draymond Green joins Earvin "Magic" Johnson and Cincinnati's Oscar Robertson as the only players in history with more than one triple-double in the NCAA Tournament.

TEAM FOULS	FOULS	DATE
1. at Northwestern	41	2/2/1952
2. at Missouri	39	12/22/1983
at Wisconsin	39	1/29/1977
4. at Minnesota	35	1/12/1952
5. vs. Central Mich.	34	11/29/1980

Big Ten Game

VICTORY MARGIN	POINTS	DATE
1. vs. Michigan	51 (114-63)	3/4/2000
2. vs. Penn State	37 (86-49)	2/2/2008
vs. Northwestern	37 (93-56)	1/18/1995
4. vs. Minnesota	36 (79-43)	3/2/2000
at Northwestern	36 (82-46)	2/27/1986

DEFEAT MARGIN	POINTS	DATE
1. vs. Indiana	52 (55-107)	1/4/1975
2. at Iowa	43 (68-111)	1/16/1965
3. at Iowa	36 (47-83)	2/21/1996
4. at Illinois	32 (89-121)	3/9/1965
at Ohio State	32 (79-111)	1/30/1960

COMBINED SCORE	PTS	DATE
1. at Illinois	210 (121-89)	3/9/1965
vs. Indiana	210 (107-103)	1/11/1964
3. vs. Illinois	207 (94-113)	2/20/1965
at Indiana	207 (94-113)	2/23/1963
5. vs. Indiana	206 (94-112)	2/8/1965

TEAM FOULS	FOULS	DATE
1. at Northwestern	41	2/2/1952
2. at Wisconsin	39	1/29/1977
3. at Minnesota	35	1/12/1952
4. Four occasions with 33 fouls		

Games at Breslin Ctr.

VICTORY MARGIN	PTS	DATE
1. vs. Morehead St.	68 (121-53)	12/1/1992
2. vs. Alcorn State	58 (118-60)	12/13/2008
vs. Green Bay	58 (104-46)	11/23/2004
4. vs. Nicholls State	54 (92-38)	12/9/2001
5. vs. New Orleans	53 (101-48)	12/28/2013
6. vs. Michigan	51 (114-63)	3/4/2000
7. vs. Nicholls State	50 (102-52)	11/27/2004
8. vs. Ark. Pine Bluff	46 (92-46)	11/20/2015
9. vs. Nicholls State	45 (84-39)	12/1/2012
vs. Toledo	45 (78-33)	11/22/1999

FRESHMAN RECORDS

Season

POINTS NO. YEAR

1. Earvin Johnson	511	1977-78
2. Shawn Respert	474	1991-92
3. Gary Harris	439	2012-13
4. Scott Skiles	376	1982-83
5. Zach Randolph	356	2000-01

SCORING AVG. AVG. YEAR

1. Earvin Johnson	17.0	1977-78
2. Shawn Respert	15.8	1991-92
3. Gary Harris	12.9	2012-13
4. Scott Skiles	12.3	1982-83
5. Raymar Morgan	11.7	2006-07
Sam Vincent	11.7	1981-82
Greg Kelsner	11.7	1975-76

FIELD GOALS NO. YEAR

1. Earvin Johnson	175	1977-78
2. Shawn Respert	173	1991-92
3. Gary Harris	150	2012-13
4. Scott Skiles	141	1982-83
5. Kalin Lucas	138	2007-08
Zach Randolph	138	2000-01

FIELD-GOAL ATT. NO. YEAR

1. Earvin Johnson	382	1977-78
2. Shawn Respert	344	1991-92
3. Gary Harris	329	2012-13
4. Kalin Lucas	320	2007-08
5. Scott Skiles	286	1982-83

FIELD-GOAL PCT. * PCT. YEAR

1. Andre Hutson	.613	1997-98
2. Deyonta Davis	.598	2015-16
3. Zach Randolph	.587	2000-01
Ben Tower	.587	1980-81
5. Branden Dawson	.577	2011-12

* Minimum 100 attempts

3-POINT FG NO. YEAR

1. Chris Hill	66	2001-02
2. Gary Harris	65	2012-13
3. Shawn Respert	60	1991-92
4. Keith Appling	39	2010-11
5. Chris Allen	36	2007-08

3-POINT FG ATT. NO. YEAR

1. Gary Harris	158	2012-13
2. Chris Hill	148	2001-02
3. Shawn Respert	132	1991-92
4. Chris Allen	100	2007-08
5. Keith Appling	95	2010-11

3-PT. FG PCT.* PCT. YEAR

1. Scott Skiles	.500	1982-83
2. Kenny Kaminski	.494	2013-14
3. Kirk Manns	.461	1986-87
4. Shawn Respert	.455	1991-92
5. Chris Hill	.446	2001-02

* Minimum 50 attempts

FREE THROWS NO. YEAR

1. Earvin Johnson	161	1977-78
2. Paul Davis	97	2002-03
3. Raymar Morgan	80	2006-07
Zach Randolph	80	2000-01
5. Gary Harris	74	2012-13

FREE-THROW ATT. NO. YEAR

1. Earvin Johnson	205	1977-78
2. Paul Davis	147	2002-03
3. Zach Randolph	126	2000-01
4. Raymar Morgan	116	2006-07
5. Delvon Roe	112	2008-09

FREE-THROW PCT. PCT. YEAR

1. Shawn Respert	.872	1991-92
2. Scott Skiles	.831	1982-83
3. Shannon Brown	.807	2003-04
4. Kelvin Torbert	.806	2001-02
5. Charlie Bell	.793	1997-98

* Minimum 50 attempts

REBOUNDS NO. YEAR

1. Greg Kelsner	260	1975-76
2. Earvin Johnson	237	1977-78
3. Zach Randolph	221	2000-01
4. Delvon Roe	197	2008-09
5. Deyonta Davis	191	2015-16

REBOUND AVG. AVG. YEAR

1. Greg Kelsner	9.6	1975-76
2. Earvin Johnson	7.9	1977-78
3. Zach Randolph	6.7	2000-01
4. Mike Peplowski	5.8	1989-90
5. Deyonta Davis	5.5	2015-16

ASSISTS NO. YEAR

1. Earvin Johnson	222	1977-78
2. Mateen Cleaves	146	1996-97
Scott Skiles	146	1982-83
4. Kalin Lucas	137	2007-08
5. Marcus Taylor	107	2000-01

STEALS NO. YEAR

1. Earvin Johnson	68	1977-78
2. Gary Harris	45	2012-13
3. Mark Montgomery	43	1988-89
4. Sam Vincent	41	1981-82
5. Travis Walton	36	2005-06

BLOCKED SHOTS NO. YEAR

1. Deyonta Davis	64	2015-16
2. Delvon Roe	29	2008-09
3. Adreian Payne	28	2010-11
4. Branden Dawson	26	2011-12
5. Andre Hutson	24	1997-98

MINUTES PLAYED NO. YEAR

1. Scott Skiles	1023	1982-83
2. Gary Harris	1010	2012-13
Earvin Johnson	1010	1977-78
4. Sam Vincent	965	1981-82
5. Shawn Respert	952	1991-92

GAMES PLAYED NO. YEAR

1. Marvin Clark Jr.	39	2014-15
Lourawls Nairn Jr.	39	2014-15
3. Delvon Roe	38	2008-09
Korie Lucious	38	2008-09
5. Gavin Schilling	37	2013-14
Draymond Green	37	2008-09
Jason Richardson	37	1999-2000
Adam Ballinger	37	1999-2000

TOP DEBUTS

POINTS NO. DATE

1. Jay Vincent	25	11/28/1977
2. Marcus Taylor	16	11/19/2000
3. Charlie Bell	15	11/17/1997
Matt Steigenga	15	11/28/1988
5. Keith Appling	14	11/12/2010
6. Deyonta Davis	13	11/13/2015
Chris Allen	13	11/13/2007
Darryl Johnson	13	11/25/1983
Sam Vincent	13	11/27/1981
10. Durrell Summers	12	11/13/2007
Quinton Brooks	12	12/1/1992

REBOUNDS NO. DATE

1. Derrick Nix	14	11/13/2009
2. Deyonta Davis	11	11/13/2015
3. Matt Steigenga	10	11/28/1988
Ben Tower	10	11/28/1980
5. Earvin Johnson	9	11/28/1977
6. Denzel Valentine	8	11/9/2012
7. Branden Dawson	7	11/11/2011
Adreian Payne	7	11/12/2010
Charlie Bell	7	11/17/1997
10. Marvin Clark Jr.	6	11/14/2014
Durrell Summers	6	11/13/2007
Raymar Morgan	6	11/8/2006
Alan Anderson	6	11/12/2001
Andre Hutson	6	11/17/1997
Jay Vincent	6	11/28/1977
Stan Feldreich	6	11/28/1977
Terry Furlow	6	11/28/1972

ASSISTS NO. DATE

1. Mateen Cleaves	8	11/25/1996
Randy Morrison	8	11/28/1980
Earvin Johnson	8	11/28/1977
4. David Hart	7	12/1/1992
5. Kalin Lucas	6	11/13/2007
6. Marcus Taylor	5	11/19/2000
Terry Donnelly	5	11/29/1976
8. Lourawls Nairn Jr.	4	11/14/2014
Korie Lucious	4	11/16/2008
Drew Neitzel	4	11/19/2004
Steve Smith	4	11/27/1987
Mark Brown	4	11/23/1985

OPPONENT RECORDS

INDIVIDUAL

	RECORD	PLAYER	MSU-OPP	LOCATION	DATE
Points	56	Jimmy Rayl (Indiana)	94-113	Bloomington, Ind.	2/23/1963
	52	Terry Dischinger (Purdue)	74-85	West Lafayette, Ind.	2/25/1961
	48	Jerry Lucas (Ohio State)	68-83	East Lansing	2/11/1961
	48	Gary Bradds (Ohio State)	102-99	East Lansing	1/27/1964
Field Goals	23	Jimmy Rayl (Indiana)	94-113	Bloomington, Ind.	2/23/1963
Field-Goal Att.	48	Jimmy Rayl (Indiana)	94-113	Bloomington, Ind.	2/23/1963
Field-Goal Pct.	1.000 (11-11)	Derek Harper (Illinois)	61-69	Champaign, Ill.	2/19/1983
Free Throws	18	Gary Bradds (Ohio State)	102-99	East Lansing	1/27/1964
Free-Throw Att.	20	Gary Bradds (Ohio State)	102-99	East Lansing	1/27/1964
Free-Throw Pct.	1.000 (14-14)	Robin Freeman (Ohio State)	94-91	East Lansing	1/28/1956
<i>[Five occasions of 13-13 shooting, three of 12-12, three of 11-11 and five of 10-10]</i>					
3-Point FG	8	Barry Bearden (Ala.-Birmingham)	76-78 ot	New York, N.Y.	3/29/1989
3-Point FG Att.	17	Brandon Cassise (Oakland)	75-71	East Lansing	11/24/2007
Rebounds	23	Don Kojis (Marquette)	74-69	Evanston, Ill.	3/13/1959

Big Ten Games

	RECORD	PLAYER	MSU-OPP	LOCATION	DATE
Points	56	Jimmy Rayl (Indiana)	94-113	Bloomington, Ind.	2/23/1963
Field Goals	23	Jimmy Rayl (Indiana)	94-113	Bloomington, Ind.	2/23/1963
Field-Goal Att.	48	Jimmy Rayl (Indiana)	94-113	Bloomington, Ind.	2/23/1963
Field-Goal Pct.	1.000 (11-11)	Derek Harper (Illinois)	61-69	Champaign, Ill.	2/19/1983
Free Throws	18	Gary Bradds (Ohio State)	102-99	East Lansing	1/27/1964
Free-Throw Att.	20	Gary Bradds (Ohio State)	102-99	East Lansing	1/27/1964
Free-Throw Pct.	1.000 (14-14)	Robin Freeman (Ohio State)	94-91	East Lansing	1/28/1956
<i>[Four occasions of 13-13 shooting, one of 12-12, one of 11-11 and three of 10-10]</i>					
3-Point FG	7	Talor Battle (Penn State)	65-54	State College, Pa.	2/13/2010
	7	Craig Moore (Northwestern)	78-62	Evanston, Ill.	1/24/2008
	7	Dee Brown (Illinois)	50-60	Champaign, Ill.	1/5/2006
	7	Terrance Simmons (Minnesota)	94-83	Minneapolis, Minn.	2/10/2001
3-Point FG Att.	14	Craig Moore (Northwestern)	78-62	Evanston, Ill.	1/24/2008
	14	Cory Bradford (Illinois)	61-44	East Lansing	2/11/1999
	14	Pete Lisicky (Penn State)	69-58	State College, Pa.	1/15/1997
Rebounds	21	Jerry Lucas (Ohio State)	68-83	East Lansing	2/11/1961

TEAM

	RECORD	TEAM	MSU-OPP	LOCATION	DATE
Points	121	Illinois	89-121	Champaign, Ill.	3/9/1965
Field Goals	50	Illinois	94-113	East Lansing	2/20/1965
	50	Indiana	55-107	East Lansing	1/4/1975
Field-Goal Att.	113	Wisconsin	106-90	East Lansing	1/6/1964
Field-Goal Pct.	.712 (42-59)	Indiana	58-95	Bloomington, Ind.	2/18/1988
Free Throws	42	Colorado	87-90	Kansas City, Mo.	12/28/1956
Free-Throw Att.	51	Penn State	76-85	State College, Pa.	2/2/2008
Free-Throw Pct.	1.000 (24-24)	Northwestern	58-66	Evanston, Ill.	1/27/1977
3-Point FG	16	Minnesota	94-83	Minneapolis, Minn.	2/10/2001
3-Point FG Att.	38	Louisiana-Monroe	83-65	East Lansing, Mich.	11/14/2007
Rebounds	79	Kansas State	82-104	Manhattan, Kan.	12/17/1960
Fouls	35	Purdue	56-47	East Lansing	1/26/1952
Victory Margin	52	Indiana	55-107	East Lansing	1/4/1975

Big Ten Games

	RECORD	TEAM	MSU-OPP	LOCATION	DATE
Points	121	Illinois	89-121	Champaign, Ill.	3/9/1965
Field Goals	50	Illinois	94-113	East Lansing	2/20/1965
	50	Indiana	55-107	East Lansing	1/4/1975
Field-Goal Att.	113	Wisconsin	106-90	East Lansing	1/6/1964
Field-Goal Pct.	.712 (42-59)	Indiana	58-95	Bloomington, Ind.	2/18/1988
Free Throws	37	Minnesota	80-93	East Lansing	1/5/1980
	37	Northwestern	98-93	East Lansing	1/10/1970
Free-Throw Att.	51	Penn State	76-85	State College, Pa.	2/2/2008
Free-Throw Pct.	1.000 (24-24)	Northwestern	58-66	Evanston, Ill.	1/27/1977
3-Point FG	16	Minnesota	94-83	Minneapolis, Minn.	2/10/2001
3-Point FG Att.	31	Michigan	77-62	East Lansing, Mich.	1/27/2008
	31	Iowa	78-79	Iowa City, Iowa	3/8/1995
	31	Purdue	62-59	West Lafayette, Ind.	2/16/2002
Rebounds	77	Michigan	71-72	East Lansing	2/2/1963



BRESLIN CENTER RECORDS

TEAM

POINTS	121
by MSU vs. Morehead State, 12/1/1992 (MSU 121-53)	
by MSU vs. Alcorn State, 12/13/2008 (MSU 118-60).....	118
by MSU vs. Ball State, 12/29/1994 (MSU 117-95).....	117
by MSU vs. Cleveland St., 12/24/1994 (MSU 111-68).....	111
by MSU vs. Michigan, 3/4/2000 (MSU 114-63).....	114
by MSU vs. Neb. Omaha, 12/4/2011 (MSU 110-68).....	110
by MSU vs. East Tenn. St., 12/9/1993 (MSU 107-81).....	107
by MSU vs. Green Bay, 11/23/2004 (MSU 104-46).....	104
by MSU vs. Florida A&M, 11/19/2004 (MSU 104-72).....	104
by MSU vs. Indiana, 3/2/2008 (MSU 103-74).....	103
by MSU vs. Nicholls St., 11/27/2004 (MSU 102-52).....	102
by MSU vs. New Orleans, 12/28/2013 (MSU 101-48).....	101
by MSU vs. Nebraska, 12/4/1991 (MSU 101-78).....	101
FIELD GOALS	50
by MSU vs. Morehead State, 12/1/1992 (MSU 121-53)	
FIELD-GOAL ATTEMPTS	89 (33 made)
by Coppin St. vs. Weber St., 12/27/1996 (WSU 92-91 ot)	
FIELD-GOAL PERCENTAGE686 (35-51)
by MSU vs. Cincinnati, 12/21/1991 (MSU 90-89)	
FREE THROWS	33
by Purdue vs. MSU, 2/8/1997 (PU 77-62)	
FREE-THROW ATTEMPTS	46
by Purdue vs. MSU, 2/8/1997 (PU 77-62)	
FREE-THROW PERCENTAGE	1.000 (14-14)
by Wisconsin vs. MSU, 2/16/2012 (MSU 69-55)	
3-POINT FIELD GOALS	17
by MSU vs. Rutgers, 1/31/2016 (MSU 96-62)	
3-POINT FIELD-GOAL ATTEMPTS	38
by Louisiana-Monroe vs. MSU, 11/14/2008 (MSU 83-65)	
3-POINT FIELD-GOAL PERCENTAGE875 (7-8)
by MSU vs. Minnesota, 2/6/1993 (MSU 75-63)	
REBOUNDS	66
by MSU vs. McNeese State, 11/8/2013 (MSU 98-56)	
FOULS	32
by Iowa vs. MSU, 2/18/2001 (MSU 94-70)	

INDIVIDUAL

POINTS	43
Shawn Respert (MSU) vs. Minn., 2/23/1994 (MSU 85-68)	
Alan Henderson (Ind.) vs. MSU, 3/9/1994 (MSU 94-78).....	41
Shawn Respert (MSU) vs. Ind., 3/9/1994 (MSU 94-78).....	40
Steve Smith (MSU) vs. CMU, 12/20/1990 (MSU 74-61).....	38
Steve Smith (MSU) vs. Mich., 3/1/1990 (MSU 78-70).....	36
Shawn Respert (MSU) vs. Ill., 2/15/1995 (MSU 68-58).....	35
Steve Smith (MSU) vs. Evansville, 12/18/1990 (MSU 81-76).....	35
Chris Hill (MSU) vs. Syracuse, 2/23/2003 (SU 76-75).....	34
Marcus Taylor (MSU) vs. Iowa, 3/2/2002 (MSU 93-79).....	34
Shawn Respert (MSU) vs. Ball St., 12/29/1994 (MSU 117-95).....	33
Steve Smith (MSU) vs. Minn., 1/19/1991 (MSU 73-64).....	33
Kirk Manns (MSU) vs. Iowa, 1/13/1990 (MSU 87-80).....	33
Brandon Bowdry (EMU) vs. MSU, 11/12/2010 (MSU 96-66).....	32
Drew Nitzel (MSU) vs. Chicago St., 12/16/2006 (MSU 69-61).....	32
Paul Davis (MSU) vs. Indiana, 1/31/2004 (MSU 84-72).....	32
Shawn Respert (MSU) vs. Morehead St., 12/1/1992 (MSU 121-53).....	32
Calbert Cheaney (Ind.) vs. MSU, 2/25/1990 (MSU 72-66).....	32
FIELD GOALS	16
Shawn Respert (MSU) vs. Minn., 2/23/1994 (MSU 85-68)	
FIELD-GOAL ATTEMPTS	28
Brandon Bowdry (EMU) vs. MSU, 11/12/2010 (MSU 96-66)	
FIELD-GOAL PCT. (10 ATTEMPTS)	1.000 (10-10)
Alan Anderson (MSU) vs. Wis., 2/24/2005 (MSU 83-61)	
FREE THROWS	15
Keith Appling (MSU) vs. Minn., 1/11/2014 (MSU 87-75 ot)	
Steve Smith (MSU) vs. Minn., 1/19/1991 (MSU 73-64)	
FREE-THROW ATTEMPTS	16
Keith Appling (MSU) vs. Minn., 1/11/2014 (MSU 87-75 ot)	
FREE-THROW PERCENTAGE (10 ATTEMPTS)	1.000
Steve Smith (MSU) 15-15 vs. Minn., 1/15/1991 (MSU 73-64)	
Alan Anderson (MSU) 14-14 vs. Ohio St., 1/9/2003 (MSU 66-55)	
Shawn Respert (MSU) 13-13 vs. WSU, 12/30/1992 (MSU 77-61)	
Terry Mills (Mich.) 13-13 vs. MSU, 3/1/1990 (MSU 78-70)	
Keith Appling (MSU) 12-12 vs. Lehigh, 12/22/2011 (MSU 90-81)	
Draymond Green (MSU) 10-10 vs. N'western, 1/15/2011 (MSU 71-67)	
3-POINT FIELD GOALS	10
Chris Hill (MSU) vs. Syracuse, 2/23/2003 (SU 76-75)	
3-POINT FIELD-GOAL ATTEMPTS	18
Chris Hill (MSU) vs. Syracuse, 2/23/2003 (SU 76-75)	
REBOUNDS	20
Goran Suton (MSU) vs. Oakland, 11/24/2007 (MSU 75-71)	
ASSISTS	20
Mateen Cleaves (MSU) vs. Mich., 3/4/2000 (MSU 114-63)	

ALL-TIME SUMMARY

YEAR	G	OVERALL		BIG TEN		PLACE	COACH	CAPTAIN(S)
		W-L	PCT.	W-L	PCT.			
1898-99	2	0-2	.000				No established coach	No captain selected
1899-00	4	2-2	.500				Charles O. Bemies	No captain selected
1900-01	3	3-0	1.000				Charles O. Bemies	Charles Blanchard
1901-02	5	5-0	1.000				George E. Denman	James Cooper
1902-03	6	6-0	1.000				George E. Denman	Joseph Haftencamp
1903-04	8	5-3	.625				Chester L. Brewer	Edward Balbach
1904-05	8	5-3	.625				Chester L. Brewer	Foley Tuttle
1905-06	13	11-2	.846				Chester L. Brewer	No captain selected
1906-07	16	14-2	.875				Chester L. Brewer	Edward Krehl
1907-08	20	15-5	.750				Chester L. Brewer	Roy Vondette
1908-09	15	10-5	.667				Chester L. Brewer	Parnell McKerna
1909-10	15	10-5	.667				Chester L. Brewer	Claude Hannish
1910-11	14	5-9	.357				John F. Macklin	Fred Busch
1911-12	15	12-3	.800				John F. Macklin	Ralph Chamberlain
1912-13	13	8-5	.615				John F. Macklin	Robert Goss
1913-14	12	8-4	.667				John F. Macklin	George Gauthier
1914-15	16	7-9	.438				John F. Macklin	Oscar Miller
1915-16	16	8-8	.500				John F. Macklin	Lyman Frimodig
1916-17	16	11-5	.688				George E. Gauthier	Albert McClelland
1917-18	16	6-10	.375				George E. Gauthier	Byron Murray
1918-19	18	9-9	.500				George E. Gauthier	Lawrence Kurtz
1919-20	36	21-15	.583				George E. Gauthier	George Garrett
1920-21	21	13-8	.619				Lyman L. Frimodig	Walter Foster
1921-22	24	11-13	.458				Lyman L. Frimodig	Lloyd Heasley
1922-23	19	10-9	.526				Fred H. Walker	Clarence Fessenden
1923-24	20	10-10	.500				Fred H. Walker	Wesley Eva
1924-25	19	6-13	.316				John H. Kobs	Matt Nuttula
1925-26	18	5-13	.278				John H. Kobs	Paul Hackett
1926-27	18	7-11	.389				Benjamin F. VanAlstyne	Kenneth Drew
1927-28	15	11-4	.733				Benjamin F. VanAlstyne	Vern Dickeson
1928-29	16	11-5	.688				Benjamin F. VanAlstyne	Carl Felt
1929-30	16	12-4	.750				Benjamin F. VanAlstyne	James VanZylen
1930-31	17	16-1	.941				Benjamin F. VanAlstyne	Art Haga, Roger Grove, Edward Scott
1931-32	17	12-5	.706				Benjamin F. VanAlstyne	Dee Pineo
1932-33	17	10-7	.588				Benjamin F. VanAlstyne	Gerald McCaslin, Alton Kircher
1933-34	17	12-5	.705				Benjamin F. VanAlstyne	Wendall Patchett
1934-35	18	14-4	.778				Benjamin F. VanAlstyne	Robert Herrick, Milo Rouse, Arnold VanFaasen
1935-36	17	8-9	.471				Benjamin F. VanAlstyne	Daniel Reck
1936-37	17	5-12	.294				Benjamin F. VanAlstyne	Ron Garlock
1937-38	17	9-8	.529				Benjamin F. VanAlstyne	Howard Kraft
1938-39	17	9-8	.529				Benjamin F. VanAlstyne	Leo Callahan
1939-40	20	14-6	.700				Benjamin F. VanAlstyne	Max Dalrymple, Martin Hutt
1940-41	17	11-6	.647				Benjamin F. VanAlstyne	Robert Phillips
1941-42	21	15-6	.714				Benjamin F. VanAlstyne	Chester Aubuchon
1942-43	16	2-14	.125				Benjamin F. VanAlstyne	Carl Petroski
1943-44	No Schedule - World War II							
1944-45	16	9-7	.588				Benjamin F. VanAlstyne	Nickolas Hashu
1945-46	21	12-9	.571				Benjamin F. VanAlstyne	Oliver White
1946-47	21	11-10	.524				Benjamin F. VanAlstyne	Robin Roberts
1947-48	22	12-10	.545				Benjamin F. VanAlstyne	Robert Brannum
1948-49	21	9-12	.429				Benjamin F. VanAlstyne	Robert Geahan, Jack Wulf
1949-50	22	4-18	.182				Alton S. Kircher	Robert Robbins
1950-51	21	10-11	.476	5-9	.357	T-7th	Peter F. Newell	James Snodgrass
1951-52	22	13-9	.591	6-8	.428	T-5th	Peter F. Newell	Clarence (Sonny) Means
1952-53	22	13-9	.591	11-7	.611	T-3rd	Peter F. Newell	Erik Furseth
1953-54	22	9-13	.409	4-10	.286	8th	Peter F. Newell	Keith Stackhouse
1954-55	22	13-9	.591	8-6	.571	4th	Forrest A. Anderson	Al Ferrari
1955-56	22	13-9	.591	7-7	.500	5th	Forrest A. Anderson	Walter Godfrey
1956-57	26	16-10	.615	10-4	.714	T-1st	Forrest A. Anderson	George Ferguson
1957-58	22	16-6	.727	9-5	.643	3rd	Forrest A. Anderson	Jack Quiggle
1958-59	23	19-4	.826	12-2	.857	1st	Forrest A. Anderson	Robert Anderegg, Johnny Green
1959-60	21	10-11	.476	5-9	.357	8th	Forrest A. Anderson	Lance Olson, Horace Walker
1960-61	24	7-17	.292	3-11	.214	9th	Forrest A. Anderson	David Fahs

ALL-TIME SUMMARY

YEAR	G	OVERALL		BIG TEN		PLACE	COACH	CAPTAIN(S)
		W-L	PCT.	W-L	PCT.			
1961-62	22	8-14	.381	3-11	.214	T-9th	Forrest A. Anderson	Arthur Schwarm
1962-63	20	4-16	.200	3-11	.214	9th	Forrest A. Anderson	John Lamers
1963-64	24	14-10	.583	8-6	.571	T-4th	Forrest A. Anderson	George (Pete) Gent
1964-65	23	5-18	.217	1-13	.071	10th	Forrest A. Anderson	Marcus Sanders
1965-66	22	15-7	.682	10-4	.714	2nd	John E. Benington	William Curtis
1966-67	23	16-7	.696	10-4	.714	T-1st	John E. Benington	Matthew Aitch
1967-68	24	12-12	.500	6-8	.428	T-6th	John E. Benington	John Bailey
1968-69	23	11-12	.478	6-8	.428	T-5th	John E. Benington	Lee Lafayette
1969-70	24	9-15	.375	5-9	.357	T-6th	Gus G. Ganakas	James Gibbons, Lloyd Ward
1970-71	24	10-14	.417	4-10	.286	T-7th	Gus G. Ganakas	Rudy Benjamin
1971-72	24	13-11	.542	6-8	.428	T-5th	Gus G. Ganakas	Ronald Gutkowski, Pat Miller
1972-73	24	13-11	.542	6-8	.428	T-6th	Gus G. Ganakas	Bill Kilgore
1973-74	24	13-11	.542	8-6	.571	T-4th	Gus G. Ganakas	Michael Robinson
1974-75	26	17-9	.654	10-8	.555	5th	Gus G. Ganakas	Lindsay Hairston
1975-76	27	14-13	.518	10-8	.555	4th	Gus G. Ganakas	Terry Furlow
1976-77	27	12-15	.444	9-9	.500	5th	Jud Heathcote	Robert Chapman
1977-78	30	25-5	.833	15-3	.833	1st	Jud Heathcote	Robert Chapman, Greg Kelsner
1978-79	32	26-6	.813	13-5	.722	T-1st	Jud Heathcote	Earvin Johnson, Greg Kelsner
1979-80	27	12-15	.444	6-12	.333	9th	Jud Heathcote	Ron Charles, Terry Donnelly
1980-81	27	13-14	.481	7-11	.389	8th	Jud Heathcote	Mike Brkovich, Jay Vincent
1981-82	28	12-16	.429	7-11	.389	T-7th	Jud Heathcote	Kurt James, Kevin Smith
1982-83	30	17-13	.566	9-9	.500	T-6th	Jud Heathcote	Bill Cawood, Derek Perry
1983-84	28	16-12	.571	9-9	.500	T-5th	Jud Heathcote	Ben Tower, Kevin Willis
1984-85	29	19-10	.655	10-8	.555	T-5th	Jud Heathcote	Sam Vincent, Richard Mudd
1985-86	31	23-8	.742	12-6	.667	3rd	Jud Heathcote	Scott Skiles, Larry Polec
1986-87	28	11-17	.393	6-12	.333	7th	Jud Heathcote	Darryl Johnson, Barry Fordham
1987-88	28	10-18	.357	5-13	.278	8th	Jud Heathcote	Ed Wright, Carlton Valentine, George Papadakos
1988-89	33	18-15	.545	6-12	.333	T-8th	Jud Heathcote	Ken Redfield, Todd Wolfe
1989-90	34	28-6	.824	15-3	.833	1st	Jud Heathcote	Steve Smith, Ken Redfield
1990-91	30	19-11	.633	11-7	.611	T-3rd	Jud Heathcote	Steve Smith, Matt Steigenga
1991-92	30	22-8	.733	11-7	.611	T-3rd	Jud Heathcote	Mark Montgomery, Matt Steigenga
1992-93	28	15-13	.536	7-11	.389	T-8th	Jud Heathcote	Dwayne Stephens, Mike Peplowski
1993-94	32	20-12	.625	10-8	.555	T-4th	Jud Heathcote	Kris Weshinsky, Shawn Respert
1994-95	28	22-6	.785	14-4	.778	2nd	Jud Heathcote	Eric Snow, Shawn Respert
1995-96	32	16-16	.500	9-9	.500	7th	Tom Izzo	Quinton Brooks, Jamie Feick
1996-97	29	17-12	.586	9-9	.500	T-6th	Tom Izzo	Antonio Smith, Steve Polonowski
1997-98	30	22-8	.733	13-3	.813	T-1st	Tom Izzo	Antonio Smith, Mateen Cleaves
1998-99	38	33-5	.868	15-1	.937	1st	Tom Izzo	Antonio Smith, Mateen Cleaves
1999-2000	39	32-7	.821	13-3	.813	T-1st	Tom Izzo	Jason Klein, Thomas Kelley
2000-01	33	28-5	.848	13-3	.813	T-1st	Tom Izzo	Mateen Cleaves, A.J. Granger
2001-02	31	19-12	.613	10-6	.625	5th	Tom Izzo	Morris Peterson
2002-03	35	22-13	.629	10-6	.625	T-3rd	Tom Izzo	Charlie Bell, Andre Hutson, David Thomas
2003-04	30	18-12	.600	12-4	.750	T-2nd	Tom Izzo	Aloysius Anagnone, Adam Ballinger
2004-05	33	26-7	.788	13-3	.813	2nd	Tom Izzo	Alan Anderson, Jason Andreas, Kelvin Torbert
2005-06	34	22-12	.647	8-8	.500	t-6th	Tom Izzo	Alan Anderson, Tim Bograkovs
2006-07	35	23-12	.657	8-8	.500	t-7th	Tom Izzo	Chris Hill, Kelvin Torbert
2007-08	36	27-9	.750	12-6	.667	4th	Tom Izzo	Maurice Ager, Shannon Brown
2008-09	38	31-7	.816	15-3	.833	1st	Tom Izzo	Paul Davis, Delco Rowley
2009-10	37	28-9	.757	14-4	.778	t-1st	Tom Izzo	Drew Neitzel, Travis Walton
2010-11	34	19-15	.559	9-9	.500	t-4th	Tom Izzo	Drew Neitzel, Travis Walton
2011-12	37	29-8	.784	13-5	.722	t-1st	Tom Izzo	Travis Walton, Kalin Lucas
2012-13	36	27-9	.750	13-5	.722	t-2nd	Tom Izzo	Isaiah Dahlman, Draymond Green
2013-14	38	29-9	.763	12-6	.667	t-2nd	Tom Izzo	Kalin Lucas, Raymar Morgan
2014-15	39	27-12	.692	12-6	.667	t-3rd	Tom Izzo	Kalin Lucas, Draymond Green
2015-16	35	29-6	.829	13-5	.722	2nd	Tom Izzo	Draymond Green, Austin Thornton
Totals	2,714	1,648-1,066	.607	604-472	.561	13 - Big Ten Titles		Keith Appling, Russell Byrd, Derrick Nix

YEAR-BY-YEAR STATISTICS

YEAR	GP	FG-FGA	FG%	3FG-FGA	3FG%	FT-FTA	FTA%	REB./AVG.	AST.	TO	BLKS	STL	PTS./AVG.
1948-49	21	370-922	.401	---	---	263-465	.566	---	---	---	---	---	1004/47.8
1949-50	22	468-1558	.300	---	---	308-522	.590	---	---	---	---	---	1244/56.5
1950-51	21	377-1304	.289	---	---	278-451	.618	---	---	---	---	---	1032/49.1
1951-52	22	479-1451	.330	---	---	327-535	.611	---	---	---	---	---	1285/58.5
1952-53	22	471-1438	.321	---	---	270-417	.607	696/31.6	---	---	---	---	1359/61.6
1953-54	22	505-1531	.322	---	---	246-479	.666	---	---	---	---	---	1489/67.7
1954-55	22	613-1545	.397	---	---	268-525	.588	---	---	---	---	---	1751/79.0
1955-56	22	648-1711	.378	---	---	436-688	.633	1095/49.8	---	---	---	---	1732/78.7
1956-57	26	735-1930	.380	---	---	459-718	.639	1181/45.4	---	---	---	---	1929/74.1
1957-58	22	660-1625	.400	---	---	326-555	.587	1121/51.0	---	---	---	---	1646/74.8
1958-59	23	742-1852	.400	---	---	402-639	.629	1508/65.5	---	---	---	---	1886/82.0
1959-60	21	641-1626	.394	---	---	372-514	.723	1212/57.7	---	---	---	---	1654/78.7
1960-61	24	676-1812	.373	---	---	447-636	.702	1226/51.0	---	---	---	---	1799/74.9
1961-62	22	649-1725	.376	---	---	353-535	.659	1201/54.5	---	---	---	---	1651/75.0
1962-63	20	586-1490	.393	---	---	388-541	.717	1028/51.4	---	---	---	---	1560/78.0
1963-64	24	887-2093	.423	---	---	437-647	.675	1442/60.0	---	---	---	---	2211/92.1
1964-65	23	762-1770	.430	---	---	453-601	.753	1189/51.7	---	---	---	---	1977/85.9
1965-66	22	682-1616	.422	---	---	366-422	.701	1087/49.4	---	---	---	---	1730/78.6
1966-67	23	679-1704	.398	---	---	341-543	.628	1162/50.5	---	---	---	---	1699/73.8
1967-68	24	679-1685	.402	---	---	367-547	.670	1124/46.8	---	---	---	---	1725/71.8
1968-69	23	648-1559	.415	---	---	382-590	.647	1048/45.5	---	---	---	---	1678/72.9
1969-70	24	769-1711	.449	---	---	396-533	.743	961/40.0	---	---	---	---	1934/80.6
1970-71	24	716-1569	.456	---	---	395-600	.658	1082/45.1	---	---	---	---	1827/76.1
1971-72	24	746-1659	.449	---	---	353-577	.612	1070/44.6	---	---	---	---	1845/76.9
1972-73	24	831-1718	.483	---	---	302-437	.691	1045/43.5	---	---	---	---	1964/81.8
1973-74	24	807-1642	.491	---	---	294-441	.667	1017/42.4	---	---	---	---	1908/79.5
1974-75	26	860-1713	.502	---	---	384-530	.724	1063/40.9	---	---	---	---	2104/80.9
1975-76	27	822-1785	.460	---	---	443-576	.769	1117/41.4	371	---	---	---	2087/77.3
1976-77	27	774-1549	.499	---	---	385-572	.673	1059/39.2	391	---	---	---	1933/71.6
1977-78	30	908-1732	.524	---	---	485-689	.704	1175/39.3	474	---	---	---	2301/76.7
1978-79	32	932-1769	.527	---	---	559-775	.721	1186/37.1	505	---	---	---	2423/75.7
1979-80	27	760-1493	.509	---	---	359-519	.692	921/34.1	419	---	72	182	1881/69.7
1980-81	27	741-1456	.509	---	---	344-487	.706	802/29.7	364	---	47	152	1826/67.6
1981-82	28	684-1494	.458	---	---	278-420	.662	864/30.9	293	---	66	155	1646/58.8
1982-83	30	821-1660	.495	36-90	.400	404-571	.708	973/32.4	385	---	86	186	2082/69.4
1983-84	28	729-1511	.482	---	---	418-562	.744	921/32.9	323	---	92	173	1876/67.0
1984-85	29	837-1559	.537	---	---	420-583	.720	963/33.2	391	425	105	163	2094/72.2
1985-86	31	1043-1860	.561	---	---	490-613	.799	1016/32.8	523	381	50	167	2576/83.1
1986-87	28	813-1552	.524	72-173	.416	408-529	.771	868/31.0	408	389	60	152	2106/75.2
1987-88	28	767-1543	.497	69-164	.421	343-509	.674	928/33.1	412	494	57	191	1946/69.5
1988-89	33	923-1908	.483	155-370	.419	437-610	.716	1099/33.3	539	487	46	255	2438/73.9
1989-90	34	967-1784	.513	160-371	.431	498-724	.688	1297/38.2	576	532	82	171	2592/76.2
1990-91	30	818-1693	.483	127-330	.385	377-542	.696	1061/35.4	455	404	74	143	2140/71.3
1991-92	30	857-1675	.512	124-332	.374	381-551	.692	1046/34.9	534	490	75	189	2219/74.0
1992-93	28	806-1591	.507	116-311	.373	351-546	.643	1096/39.1	476	427	76	131	2079/74.3
1993-94	32	944-1875	.504	159-420	.379	379-567	.668	1176/36.8	514	508	88	213	2426/75.8
1994-95	28	829-1664	.498	158-387	.408	378-562	.673	1074/38.4	462	393	46	180	2194/78.4
1995-96	32	732-1710	.428	120-373	.322	402-603	.667	1204/37.6	402	517	73	156	1986/62.1
1996-97	29	753-1666	.452	140-437	.320	379-577	.657	1092/37.7	398	465	70	168	2025/69.8
1997-98	30	799-1779	.449	176-493	.357	428-639	.670	1197/39.9	446	461	117	229	2202/73.4
1998-99	38	1020-2156	.473	171-506	.338	515-703	.733	1383/36.4	575	538	100	298	2726/71.7
1999-00	39	1018-2148	.474	253-669	.378	600-816	.735	1521/39.0	602	569	105	256	2889/74.1
2000-01	33	957-1957	.489	146-453	.322	493-686	.719	1404/42.5	579	451	133	210	2553/77.4
2001-02	32	764-1654	.462	180-458	.393	442-573	.771	1163/37.5	438	461	93	155	2150/69.4
2002-03	35	812-1795	.452	179-477	.375	564-767	.735	1226/35.0	474	502	122	217	2367/67.6
2003-04	30	748-1519	.492	190-474	.401	452-586	.771	910/30.3	441	438	54	218	2138/71.3
2004-05	33	914-1875	.487	219-615	.356	543-699	.777	1198/36.3	565	451	87	258	2590/78.5
2005-06	34	896-1879	.477	204-540	.378	524-681	.769	1212/35.6	567	478	101	214	2520/74.1
2006-07	35	806-1718	.469	182-486	.374	482-671	.718	1217/34.8	560	521	162	180	2276/65.0
2007-08	36	949-1976	.480	179-483	.371	487-661	.737	1330/36.9	631	490	152	208	2564/71.2
2008-09	38	962-2135	.451	201-567	.354	612-877	.698	1482/39.0	611	532	107	248	2737/72.0
2009-10	37	974-2068	.471	187-543	.344	523-764	.685	1426/38.5	606	514	123	242	2658/71.8
2010-11	34	817-1894	.431	220-620	.355	484-691	.700	1256/36.9	509	454	167	219	2338/68.8
2011-12	37	960-2012	.477	200-555	.360	531-759	.700	1403/37.9	566	480	157	265	2651/71.6
2012-13	36	882-1921	.459	177-523	.338	507-710	.714	1361/37.8	474	489	140	289	2448/68.0
2013-14	38	1024-2159	.474	307-783	.392	515-728	.707	1400/36.8	637	440	174	259	2870/75.5
2014-15	39	1014-2181	.465	294-763	.385	451-714	.632	1458/37.4	646	441	176	203	2773/71.1
2015-16	35	1009-2078	.486	321-739	.434	454-623	.729	1454/41.5	719	416	177	156	2793/79.8



YEAR-BY-YEAR OPPONENT STATISTICS

YEAR	GP	FG-FGA	FG%	3FG-FGA	3FG%	FT-FTA	FTA%	REB./AVG.	AST.	TO	BLKS	STL	PTS./AVG.
1948-49	21	390- ---	---	---	---	265-445	.596	---	---	---	---	---	1045/49.8
1949-50	22	565-1732	.326	---	---	329-559	.558	---	---	---	---	---	1459/66.3
1950-51	21	321-1034	.312	---	---	365-597	.612	---	---	---	---	---	1007/48.1
1951-52	22	418-1344	.311	---	---	377-581	.647	---	---	---	---	---	1213/56.0
1952-53	22	477-1298	.344	---	---	251-448	.642	619/28.1	---	---	---	---	1343/61.1
1953-54	22	481-1275	.372	---	---	267-498	.651	---	---	---	---	---	1460/66.3
1954-55	22	604-1659	.364	---	---	246-468	.655	---	---	---	---	---	1476/76.0
1955-56	22	618-1624	.380	---	---	464-693	.699	874/39.7	---	---	---	---	1700/77.2
1956-57	26	658-1776	.370	---	---	507-711	.711	991/38.1	---	---	---	---	1823/70.1
1957-58	22	570-1628	.343	---	---	315-481	.654	847/38.5	---	---	---	---	1455/66.1
1958-59	23	654-1724	.379	---	---	337-517	.651	1089/47.3	---	---	---	---	1645/71.5
1959-60	21	665-1589	.418	---	---	294-445	.660	990/47.1	---	---	---	---	1624/77.3
1960-61	24	766-1782	.424	---	---	422-630	.669	1323/55.1	---	---	---	---	1954/81.4
1961-62	22	629-1544	.407	---	---	417-607	.685	1162/52.8	---	---	---	---	1765/76.1
1962-63	20	639-1527	.418	---	---	390-544	.716	1071/53.5	---	---	---	---	1668/83.4
1963-64	24	850-1991	.421	---	---	455-678	.671	1337/55.7	---	---	---	---	2156/89.8
1964-65	23	882-1886	.467	---	---	406-580	.700	1145/49.7	---	---	---	---	2170/94.3
1965-66	22	585-1396	.420	---	---	404-569	.710	979/44.5	---	---	---	---	1575/71.5
1966-67	23	571-1396	.409	---	---	442-627	.704	1075/46.7	---	---	---	---	1584/68.8
1967-68	24	627-1472	.425	---	---	474-676	.701	1109/46.2	---	---	---	---	1728/72.0
1968-69	23	643-1464	.438	---	---	385-539	.714	1046/45.4	---	---	---	---	1671/72.6
1969-70	24	827-1650	.501	---	---	430-605	.710	1116/46.5	---	---	---	---	2084/86.8
1970-71	24	768-1721	.446	---	---	390-569	.685	1108/46.1	---	---	---	---	1926/80.2
1971-72	24	779-1704	.457	---	---	366-503	.727	1129/47.0	---	---	---	---	1924/80.2
1972-73	24	831-1823	.472	---	---	236-354	.666	1058/44.1	---	---	---	---	1956/81.5
1973-74	24	798-1724	.463	---	---	278-398	.698	1011/42.1	---	---	---	---	1874/78.1
1974-75	26	859-1867	.460	---	---	322-580	.671	1100/42.3	---	---	---	---	2040/78.5
1975-76	27	836-1750	.478	---	---	392-556	.705	1057/39.1	396	---	---	---	2064/76.4
1976-77	27	746-1688	.442	---	---	475-663	.716	1033/38.2	365	---	---	---	1967/72.8
1977-78	30	795-1758	.452	---	---	383-577	.664	1010/33.8	325	---	---	---	1973/65.8
1978-79	32	830-1912	.434	---	---	343-510	.673	1116/34.9	430	---	---	---	2003/62.6
1979-80	27	694-1498	.463	---	---	463-662	.699	974/36.1	373	---	71	161	1851/68.6
1980-81	27	717-1479	.485	---	---	448-612	.732	849/31.4	382	---	60	149	1882/69.7
1981-82	28	608-1358	.448	---	---	460-645	.713	842/30.1	326	---	74	142	1676/59.9
1982-83	30	763-1671	.457	30-73	.411	453-631	.718	907/30.2	421	---	72	192	2009/67.0
1983-84	28	684-1458	.469	---	---	474-686	.691	837/29.9	365	---	51	163	1842/65.8
1984-85	29	756-1705	.443	---	---	409-572	.715	862/29.7	406	344	59	181	1921/66.2
1985-86	31	915-1972	.464	---	---	380-511	.744	946/30.5	494	383	58	151	2210/71.3
1986-87	28	820-1662	.493	116-296	.392	399-535	.746	845/30.2	436	309	57	178	2155/77.0
1987-88	28	744-1544	.482	106-233	.455	470-663	.709	822/29.4	428	387	57	243	2064/73.7
1988-89	33	911-1867	.488	179-456	.393	407-597	.682	1013/30.7	488	481	57	203	1412/71.3
1989-90	34	858-2013	.426	184-515	.357	428-650	.659	1013/29.8	420	403	102	211	2328/68.5
1990-91	30	754-1721	.438	158-418	.378	401-593	.676	955/31.8	355	359	77	151	2067/68.9
1991-92	30	785-1791	.438	142-429	.331	358-517	.693	934/31.1	358	411	91	191	2070/69.0
1992-93	28	705-1748	.403	140-437	.320	358-537	.667	914/32.6	343	315	79	190	1903/63.1
1993-94	32	819-1938	.423	193-596	.324	436-608	.717	1011/31.6	409	426	101	238	2267/70.8
1994-95	28	720-1660	.434	177-520	.340	309-487	.635	887/31.7	362	406	76	155	1926/68.8
1995-96	32	746-1748	.427	186-579	.321	375-597	.628	978/30.6	379	407	101	233	2053/64.2
1996-97	29	679-1572	.432	129-420	.307	418-646	.647	920/31.7	350	419	72	192	1905/65.7
1997-98	30	669-1637	.409	142-471	.302	440-635	.693	931/31.0	339	464	94	210	1920/64.0
1998-99	38	800-1880	.426	172-539	.319	490-707	.693	1031/27.1	412	587	107	240	2262/59.5
1999-00	39	805-2045	.394	208-690	.301	481-704	.683	1063/27.3	432	536	99	219	2299/58.9
2000-01	33	716-1823	.393	204-620	.329	403-572	.705	895/27.1	421	433	92	194	2039/61.8
2001-02	32	684-1730	.395	205-689	.298	405-561	.722	919/29.6	390	345	105	223	1978/63.8
2002-03	35	712-1768	.452	197-594	.332	552-728	.717	1034/29.5	388	489	119	225	2143/62.2
2003-04	30	689-1510	.546	179-511	.350	468-678	.690	860/28.7	355	423	84	212	2025/67.5
2004-05	33	752-1755	.428	209-589	.355	446-666	.670	973/29.5	404	506	78	227	2159/65.4
2005-06	34	828-1904	.435	233-647	.360	445-633	.703	1036/30.5	469	449	102	212	2334/68.6
2006-07	35	671-1756	.384	211-647	.321	448-661	.678	972/27.8	388	442	119	220	2001/57.2
2007-08	36	793-1973	.402	228-734	.311	439-655	.670	1087/30.2	445	440	147	214	2253/62.6
2008-09	38	839-2018	.416	229-720	.318	513-737	.696	1128/29.7	440	515	131	229	2420/63.7
2009-10	37	829-2043	.406	248-755	.328	455-642	.709	1109/30.0	462	459	94	243	2361/63.8
2010-11	34	787-1861	.423	215-591	.364	474-716	.662	1119/32.9	404	411	112	217	2263/66.6
2011-12	37	751-1982	.379	214-715	.299	479-681	.703	1106/29.9	394	467	109	231	2195/59.3
2012-13	36	758-1943	.390	199-664	.300	414-621	.667	1089/30.3	390	447	123	267	2129/59.1
2013-14	38	817-2058	.397	252-760	.332	605-829	.730	1208/31.8	405	449	110	214	2491/65.6
2014-15	39	833-2104	.396	224-712	.315	592-820	.722	1247/32.0	409	418	110	217	2482/63.6
2015-16	35	774-2025	.382	204-658	.310	493-690	.714	1055/30.1	377	335	115	187	2245/64.1

YEARLY ATTENDANCE

YEAR	HOME TOTAL	GAMES	AVG.	NATIONAL RANK
1945-46	50,122	10	5,102	
1946-47	81,821	12	6,818	
1947-48	88,750	10	8,875	
1948-49	82,323	13	6,332	
1949-50	71,416	13	5,493	
1950-51	79,779	13	6,648	
1951-52	79,867	12	6,655	
1952-53	71,624	12	5,968	
1953-54	71,833	11	6,530	
1954-55	80,063	11	7,278	
1955-56	74,277	10	7,427	
1956-57	81,313	10	8,131	
1957-58	101,932	10	10,193	
1958-59	103,504	11	9,409	
1959-60	86,051	9	9,561	
1960-61	65,450	9	7,272	
1961-62	84,569	11	7,688	
1962-63	68,800	9	7,644	
1963-64	95,780	11	8,707	
1964-65	64,475	10	6,447	
1965-66	97,557	11	8,868	
1966-67	97,450	11	8,859	
1967-68	73,501	11	6,681	
1968-69	81,380	10	8,138	
1969-70	94,097	10	9,409	
1970-71	70,840	11	6,440	
1971-72	75,954	10	7,596	
1972-73	73,733	10	7,373	
1973-74	84,859	12	7,071	
1974-75	67,252	12	5,604	
1975-76	63,158	12	5,263	
1976-77	70,912	12	5,065	
1977-78	128,518	13	9,886	
1978-79	120,048	12	10,004	
1979-80	109,440	11	9,949	
1980-81	115,811	13	8,909	

YEAR	HOME TOTAL	GAMES	AVG.	NATIONAL RANK
1981-82	132,310	14	9,461	
1982-83	134,371	16	8,398	
1983-84	136,056	14	9,718	
1984-85	115,092	13	8,853	
1985-86	123,637	16	7,727	
1986-87	124,805	13	9,600	
1987-88	122,052	15	8,137	
1988-89	143,554	15	9,570	
1989-90	237,720	16	14,858	14th
1990-91	209,066	14	14,933	12th
1991-92	217,957	15	14,530	15th
1992-93	207,423	14	14,816	14th
1993-94	205,264	15	13,684	17th
1994-95	221,127	15	14,742	14th
1995-96	199,659	15	13,311	20th
1996-97	222,858	17	13,109	23rd
1997-98	208,694	15	13,913	15th
1998-99	204,272	14	14,591	14th
1999-2000	205,226	14	14,659	14th
2000-01	236,144	16	14,759	15th
2001-02	250,903	17	14,759	14th
2002-03	236,144	16	14,759	15th
2003-04	206,626	14	14,759	14th
2004-05	221,385	15	14,759	10th
2005-06	206,626	14	14,759	14th
2006-07	280,421	19	14,759	15th
2007-08	250,903	17	14,759	17th
2008-09	206,626	14	14,759	15th
2009-10	250,903	17	14,759	13th
2010-11	221,955	15	14,797	15th
2011-12	266,346	18	14,797	15th
2012-13	258,138*	18	14,341	18th
2013-14	236,752	16	14,797	18th
2014-15	236,752	16	14,797	14th
2015-16	236,752	16	14,797	13th

* - 17 games at Breslin Center; 1 game at Jenison Field House
Home games played at the Breslin Center since 1989-90



Jenison Field House was the home of Spartan basketball from 1940-89.




MSU has ranked in the top 25 nationally in attendance since the Breslin Center opened in 1989-90.



ALL-TIME COACHING RECORDS

ALL-TIME HEAD COACHES

COACH	GAMES	W-L	PCT.
No Established Coach (1899)	2	0-2	.000
Charles O. Bemies (1900-1901)	7	5-2	.714
George E. Denman (1902-1903)	11	11-0	1.000
Chester L. Brewer (1904-1910)	95	70-25	.736
John F. Macklin (1911-1916)	86	48-38	.558
George M. Gauthier (1917-1920)	79	41-38	.519
Lyman L. Frimodig (1921-1922)	52	30-22	.577
Fred M. Walker (1922-1924)	39	20-19	.513
John H. Kobs (1924-1926)	37	11-26	.297
Benjamin F. VanAlstyne (1926-1949)	394	231-163	.586
Alton S. Kirchner (1949-1950)	22	4-18	.182
Peter F. Newell (1950-1954)	87	45-42	.517
Forrest A. Anderson (1954-1965)	249	125-124	.502
John E. Benington (1965-1969)	92	54-38	.587
Gus Ganakas (1969-1976)	173	89-84	.514
Jud Heathcote (1976-1995)	560	340-220	.607
Tom Izzo (1995-SA)	729	524-205	.719
All-Time (1899-2016)	2,714	1,648-1,066	.607



Top Right: Jud Heathcote. Middle Left: Pete Newell. Middle Right: Gus Ganakas.
Bottom Left: Forrest Anderson. Bottom Right: John Benington



ALL-TIME ASSISTANTS

Alton Kirchner - 1944-49
J. Robert Stewart - 1949-50
Chet Aubuchon - 1949-50
John Benington - 1950-56
Robert L. Stevens - 1954-59
Clarence (Sonny) Means - 1956-59; '65-66
Bruce Fossum - 1959-65
Tom Rand - 1959-61; '62-63
Lance Olson - 1961-62
Dan Peterson - 1963-65
Robert Nordmann - 1965-74
Gus Ganakas - 1966-69
Matthew Aitch - 1969-73
Dick Versace - 1974-76
Pat Miller - 1974-76
Vernon Payne - 1974-77
Don Monson - 1976-78
Robert McGriff - 1977-78
William Berry - 1977-79
Fred Paulsen - 1978-80
Dave Harshman - 1978-81
Edgar Wilson - 1979-83
John Holms - 1980-81
William Norton - 1981-83
Frank Rourke - 1981-83
Mike Deane - 1982-86
Tom Izzo - 1983-95
Silas Taylor - 1983-84
Herb Williams - 1984-90
Derek Perry - 1984-85
Jim Boylan - 1986-89
Jim Boylen - 1989-92; 2005-07
Stan Joplin - 1990-96
Brian Gregory - 1992-96; 1999-2003
Tom Crean - 1995-99
Stan Heath - 1996-2001
Mike Garland - 1996-2003; 2007-16
Mark Montgomery - 2001-11
Dwayne Stephens - 2003-16
Doug Wojcik - 2003-05
Dane Fife - 2011-16

* Including varsity assistants, and freshman and JV head coaches since 1944.

YEAR-BY-YEAR RESULTS

Note: Home games in BOLD CAPS
 Note 2: (#/#) indicates AP ranking of
 MSU and opponent

1899

(0-2 Overall) - No Coach

DATE	OPPONENT	MSU-OPP	W/L
2/27/99	OLIVET	6-7	L
3/13/99	Olivet	6-15	L

CHARLES
BEMIES

1900-01 * 5-2 (.714)

The first established coach for MAC. Charles Bemies was the first athletic director in school history, while also coaching the football, baseball and track teams. Born in Northfield, Vt., on March 19, 1867, Bemies was an ordained Presbyterian minister when he came to East Lansing. Bemies led the Spartans for two seasons with an overall record of 5-2.



1903

(6-0 Overall)

DATE	OPPONENT	MSU-OPP	W/L
1/26/03	DETROIT YMCA	43-8	W
1/29/03	HILLSDALE	49-2	W
2/13/03	Eastern Michigan	23-7	W
2/18/03	Governor's Guard	19-7	W
3/7/03	EASTERN MICH.	49-5	W
3/14/03	GR. RAPIDS YMCA	42-7	W

CHESTER
BREWER

1904-10 * 70-25 (.736)

This Owosso, Mich., native was MAC's first full-time athletic director and one of the Spartans' most successful coaches, leading the football, basketball and baseball squads to winning records. He holds the highest winning percentage of any Spartan basketball coach with at least four seasons at .736 (70-25). His team also defeated the University of Michigan in the schools' first meeting in 1909. The Chester L. Brewer award presented to an outstanding senior student-athlete continues to represent the Brewer legacy. Brewer passed away in 1953 at the age of 77.



1904

(5-3 Overall)

DATE	OPPONENT	MSU-OPP	W/L
1/9/04	CHICAGO WEST YMCA	13-44	L
1/23/04	ALMA	52-7	W
2/6/04	Eastern Michigan	22-2	W
2/12/04	Grand Rapids YMCA	14-13	W
2/27/04	Alma	14-22	L
3/5/04	EASTERN MICHIGAN	62-10	W
3/12/04	GRAND RAPIDS YMCA	41-10	W
3/25/04	Detroit A.C.	8-33	L

1905

(5-3 Overall)

DATE	OPPONENT	MSU-OPP	W/L
1/14/05	SAGINAW YMCA	62-12	W
1/21/05	BAY CITY YMCA	47-20	W
1/28/05	Grand Rapids YMCA	22-38	L
1/31/05	Hope	30-44	L
2/4/05	JACKSON YMCA	47-12	W
2/10/05	Detroit A.C.	30-39	W
2/25/05	BATTLE CREEK YMCA	94-4	W
3/3/05	Bay City YMCA	30-14	W

1906

(11-2 Overall)

DATE	OPPONENT	MSU-OPP	W/L
1/18/06	ADRIAN	43-18	W
1/26/06	OWOSSO YMCA	76-12	W
2/2/06	Mich. Deaf School	47-16	W
2/3/06	CENTRAL MICHIGAN	37-12	W
2/10/06	Grand Rapids YMCA	25-20	W
2/12/06	ANN ARBOR YMCA	20-21	L
2/16/06	Central Michigan	21-18	W
2/23/06	Albion	44-11	W
2/24/06	Ann Arbor YMCA	25-29	L

3/2/06	OLIVET	46-10	W
3/3/06	ALBION	59-8	W
3/10/06	Adrian	21-20	W
3/16/06	ALMA	52-8	W

1907

(14-2 Overall)

DATE	OPPONENT	MSU-OPP	W/L
1/5/07	HOPE	50-30	W
1/12/07	ARMOUR INSTITUTE	51-24	W
1/18/07	Saginaw H.S.	35-17	W
1/19/07	Saginaw Bank Clerks	29-19	W
1/25/07	Jackson YMCA	43-30	W
1/26/07	CENTRAL MICHIGAN	42-18	W
1/28/07	Detroit YMCA	14-31	L
1/29/07	Eastern Michigan	50-25	W
2/2/07	OLIVET	41-24	W
2/7/07	ADRIAN	54-24	W
2/16/07	Hope	33-23	W
2/19/07	DETROIT YMCA	17-23	L
2/20/07	Adrian	41-20	W
2/22/07	Olivet	38-24	W
3/1/07	Central Michigan	33-22	W
3/2/07	EASTERN MICHIGAN	72-13	W

1908

(15-5 Overall)

DATE	OPPONENT	MSU-OPP	W/L
1/4/08	Central Michigan	46-8	W
1/8/08	OVERLIN	46-21	W
1/11/08	SAGINAW H.S.	67-23	W
1/17/08	ADRIAN	30-14	W
1/20/08	Detroit YMCA	20-33	L
1/25/08	GRAND RAPIDS YMCA	74-16	W
1/31/08	NOTRE DAME	33-20	W
2/1/08	NOTRE DAME	16-23	L
2/5/08	CENTRAL MICHIGAN	41-23	W
2/7/08	JACKSON YMCA	42-29	W
2/8/08	MIDLAND YMCA	40-8	W
2/14/08	DETROIT YMCA	27-29	L
2/17/08	HASKELL INDIANS	33-18	W
2/21/08	Jackson YMCA	37-35	W
2/22/08	Adrian	42-31	W
2/24/08	Battle Creek YMCA	28-14	W
2/25/08	Notre Dame *	20-39	L
2/26/08	DePaul	26-17	W
2/27/08	Armour Institute	26-29	L
2/28/08	South Haven Indep.	31-18	W

* 1st MAC basketball game played out of state

1909

(10-5 Overall)

DATE	OPPONENT	MSU-OPP	W/L
1/9/09	Michigan *	24-16	W
1/13/09	DEPAUL	76-7	W
1/18/09	DETROIT BURROUGHS	24-15	W
1/22/09	Wabash	24-39	L
1/23/09	Notre Dame	10-26	L
1/25/09	ADRIAN	53-13	W
2/8/09	NOTRE DAME	18-22	L
2/11/09	Detroit YMCA	18-25	L
2/18/09	BATTLE CREEK YMCA	32-25	W
2/20/09	MICHIGAN	45-23	W
2/21/09	ARMOUR INSTITUTE	53-7	W
2/22/09	Detroit Burroughs	20-19	W
3/2/09	ROCHESTER (NY) YMCA	30-18	W
3/3/09	ROCHESTER (NY) YMCA	24-36	L
3/11/09	DETROIT YMCA	33-28	W

* 1st basketball game with Univ. of Michigan

1900

(2-2 Overall)

DATE	OPPONENT	MSU-OPP	W/L
1/20/00	Olivet	5-6	L
2/3/00	OLIVET	6-8	L
3/3/00	Eastern Michigan	25-8	W
3/10/00	Governor's Guard	25-7	W

1901

(3-0 Overall)

DATE	OPPONENT	MSU-OPP	W/L
2/16/01	OLIVET	18-10	W
3/2/01	EASTERN MICHIGAN	21-6	W
3/16/01	Eastern Michigan	12-7	W

GEORGE
DENMAN

1902-03 * 11-0 (1.000)

Michigan Agricultural College's second basketball coach was George Denman. Denman is the only basketball coach to go undefeated during his tenure, posting an 11-0 mark during his two seasons. His team still holds the record for largest margin of victory with a 102-3 defeat of Alma College in 1902. He was also the head football coach for two seasons.



1902

(5-0 Overall)

DATE	OPPONENT	MSU-OPP	W/L
2/1/02	ALMA	102-3	W
2/15/02	Governor's Guard	19-0	W
3/1/02	HILLSDALE	58-20	W
3/9/02	Alma	29-3	W
3/15/02	Hillsdale	36-17	W



YEAR-BY-YEAR RESULTS

1910

(10-5 Overall)

DATE	OPPONENT	MSU-OPP	W/L
1/7/10	JACKSON YMCA	51-18	W
1/14/10	DETROIT SPALDINGS	20-18	W
1/25/10	Jackson YMCA	27-18	W
1/26/10	Purdue	9-35	L
1/27/10	Rose Poly	28-31	L
1/28/10	Wabash	21-23	L
1/29/10	Notre Dame	28-21	W
2/7/10	BAY CITY YMCA	84-12	W
2/11/10	Armour Institute	26-11	W
2/12/10	Lake Forest	14-13	W
2/19/10	NOTRE DAME	43-23	W
3/3/10	HOPE	40-21	W
3/5/10	Ohio State	13-31	L
3/7/10	Detroit YMCA	27-24	W
3/11/10	Hope	30-38	L

JOHN
MACKLIN

1911-16 * 48-38 (.558)



John Macklin continued the winning tradition, compiling a 48-38 career record over six seasons as head coach for the Aggies. Macklin was an outstanding athlete at the University of Pennsylvania before coming to MAC to coach basketball and football. He was very successful at football, posting a 29-5 record as the head coach. Macklin passed away in 1949 at the age of 65.

1911

(5-9 Overall)

DATE	OPPONENT	MSU-OPP	W/L
1/9/11	DETROIT SPALDINGS	9-21	L
1/13/11	Wabash	15-25	L
1/14/11	Rose Poly	20-26	L
1/18/11	Detroit Spaldings	25-18	W
1/20/11	ALMA	51-24	W
1/21/11	ARMOUR INSTITUTE	51-11	W
1/30/11	Detroit YMCA	11-22	L
2/3/11	Armour Institute	21-36	L
2/4/11	Lake Forest	26-28	L
2/10/11	Detroit A.C.	12-54	L
2/11/11	Ohio State	12-42	L
2/17/11	Hope	24-48	L
2/24/11	Alma	23-21	W
3/3/11	HOPE	36-24	W

1912

(12-3 Overall)

DATE	OPPONENT	MSU-OPP	W/L
1/6/12	CENTRAL MICHIGAN	72-10	W
1/12/12	Armour Institute	39-30	W
1/13/12	Northwestern Coll.	19-25	L
1/16/12	ALMA	53-14	W
1/18/12	Winona	37-21	W
1/19/12	Wabash	26-32	L
1/20/12	Rose Poly	33-31	W
1/23/12	Hope	40-41	L
1/27/12	ARMOUR INSTITUTE	51-18	W
2/2/12	ALBION	60-23	W
2/10/12	Winona College	67-4	W

2/16/12	Alma	37-15	W
2/21/12	HOPE	55-23	W
2/24/12	DETROIT YMCA	42-26	W
3/4/12	Detroit YMCA	20-17	W

1913

(8-5 Overall)

DATE	OPPONENT	MSU-OPP	W/L
1/11/13	WINONA	75-14	W
1/21/13	DETROIT RAYLS	37-12	W
1/27/13	ALMA	48-24	W
1/29/13	Hope	33-26	W
2/6/13	NORTHWESTERN COLL.	21-23	L
2/11/13	Detroit YMCA	22-23	L
2/13/13	NOTRE DAME	40-7	W
2/21/13	HOPE	58-25	W
2/26/13	St. John's (Toledo)	39-24	W
2/27/13	Buchtel	30-35	L
2/28/13	Denison	18-44	L
3/1/13	St. Mary's (Dayton)	26-28	L
3/8/13	DETROIT YMCA	39-9	W

1914

(8-4 Overall)

DATE	OPPONENT	MSU-OPP	W/L
1/16/14	TOLEDO BUCKEYES	40-24	W
1/22/14	Lake Forest	30-24	W
1/23/14	Northwestern Coll.	24-44	L
1/24/14	Notre Dame	18-27	L
1/30/14	DETROIT BURROUGHS	29-22	W
2/4/14	NOTRE DAME	45-22	W
2/14/14	DETROIT YMCA	27-29	L
2/19/14	WEST VA. WESLEYAN	38-21	W
2/25/14	St. John's (Toledo)	50-17	W
2/26/14	Toledo Buckeyes	26-25	W
2/27/14	Akron	45-30	W
3/3/14	DETROIT YMCA	22-27	L

1915

(7-9 Overall)

DATE	OPPONENT	MSU-OPP	W/L
1/9/15	TOLEDO BUCKEYES	23-33	L
1/13/15	HOPE	56-20	W
1/15/15	ILLINOIS A.C. (CHICAGO)	21-22	L
1/22/15	DETROIT YMCA	23-14	W
1/23/15	DEFIANCE	54-12	W
1/28/15	Toledo Buckeyes	27-31	L
1/29/15	Ohio Northern	45-16	W
1/30/15	Defiance	30-19	W
2/1/15	NOTRE DAME	14-13	W
2/6/15	NORTHWESTERN COLL.	17-28	L
2/11/15	Northwestern Coll.	22-41	L
2/12/15	Mercury A.C. (Chi.)	20-25	L
2/13/15	Notre Dame	19-24	L
2/18/15	WEST VA. WESLEYAN	31-43	L
2/24/15	Hope	46-28	W
3/2/15	Detroit YMCA	9-21	L

1916

(8-8 Overall)

DATE	OPPONENT	MSU-OPP	W/L
1/12/16	WESTERN MICHIGAN	51-21	W
1/14/16	HOPE	14-20	L
1/15/16	ST. MARY'S (MICH.)	29-19	W
1/19/16	Notre Dame	18-19	L
1/20/16	Northwestern Coll.	17-29	L
1/22/16	Illinois A.C. (Chi.)	18-50	L
1/29/16	KALAMAZOO	34-27	W
2/2/16	NOTRE DAME	23-24	L

2/4/16	Hope	21-18	W
2/9/16	MUSKINGUM	39-21	W
2/12/16	DETROIT YMCA	27-23	W
2/17/16	TRI-STATE	30-13	W
2/19/16	TOLEDO BUCKEYES	23-32	L
2/24/16	Toledo Buckeyes	28-22	W
3/3/16	NORTHWESTERN COLL.	21-28	L
3/7/16	DETROIT YMCA	14-35	L

GEORGE
GAUTHIER

1917-20 * 41-38 (.519)



George Gauthier was the first alumnus to lead a Michigan State basketball squad. Gauthier played four years (1910-14) for the Aggies' basketball squad and was the team captain his senior year. He also was the starting quarterback for MAC's football team, leading them to 17 straight victories. Gauthier accepted the assistant athletic director position the year after he graduated which led to his duties as the head basketball coach, where he compiled a career record of 41-38 over four seasons. He also served as head football coach for one season. After 29 games in the 1919-20 season, Gauthier left MAC to serve as recreation director in Bay City, Mich. Gauthier would later go on to Ohio Wesleyan where he served as athletic director and head football coach for 34 years before retiring in 1955. He passed away in 1964 at the age of 74.

1917

(11-5 Overall)

DATE	OPPONENT	MSU-OPP	W/L
1/12/17	WEST VA. WESLEYAN	41-22	W
1/19/17	HOPE	34-20	W
1/20/17	ALMA	47-7	W
1/26/17	ILLINOIS A.C.	39-27	W
1/27/17	NOTRE DAME	31-25	W
2/1/17	BUFFALO	36-17	W
2/3/17	DETROIT YMCA	33-26	W
2/8/17	OHIO NORTHERN	53-9	W
2/10/17	WABASH	20-19	W
2/15/17	Illinois A.C.	23-43	L
2/16/17	Northwestern Coll.	16-26	L
2/17/17	Notre Dame	19-33	L
2/23/17	Hope	13-18	L
3/2/17	Northwestern Coll.	28-14	W
3/8/17	MARIETTA	30-20	W
3/10/17	DETROIT YMCA	15-30	L

1917-18

(6-10 Overall)

DATE	OPPONENT	MSU-OPP	W/L
12/28/17	Detroit YMCA	13-31	L
12/29/17	Detroit	22-32	L
1/5/18	Grand Rapids YMCA	21-22	L
1/9/18	FT. CUSTER OFFICERS	16-27	L
1/11/18	Michigan	13-17	L
1/18/18	Hope	23-33	L
1/19/18	FT. CUSTER OFFICERS	24-20	W
1/25/18	St. John's (Toledo)	27-19	W

YEAR-BY-YEAR RESULTS

1/26/18	Detroit YMCA	20-34	L
2/1/18	NOTRE DAME	27-12	W
2/7/18	Notre Dame	23-25	L
2/8/18	Northwestern Univ.	16-19	L
2/15/18	HOPE	35-10	W
2/23/18	OBERLIN	35-20	W
3/2/18	MICHIGAN	25-33	L
3/9/18	DETROIT YMCA	23-16	W

1919

(9-9 Overall)

DATE	OPPONENT	MSU-OPP	W/L
1/3/19	Holland YMCA	15-21	L
1/4/19	Grand Rapids YMCA	19-17	W
1/8/19	WESTERN MICHIGAN	19-18	W
1/10/19	Detroit Rayls	16-37	L
1/11/19	Oberlin	14-24	L
1/15/19	KALAMAZOO	42-20	W
1/17/19	Western Michigan	28-23	W
1/24/19	FT. CUSTER OFFICERS	31-13	W
1/30/19	Wabash	19-28	L
1/31/19	DePauw	18-17	W
2/1/19	NOTRE DAME	32-28	W
2/7/19	WABASH	37-26	W
2/8/19	Hope	18-21	L
2/12/19	DEPAUW	12-21	L
2/15/19	MICHIGAN	17-19	L
2/22/19	NOTRE DAME	16-17	L
2/28/19	Michigan	33-24	W
3/1/19	HOPE	20-26	L

1919-20

(21-15 Overall)

DATE	OPPONENT	MSU-OPP	W/L
12/19/19	Detroit A.C.	11-23	L
12/19/19	Ft. Custer Officers	53-3	W
12/20/19	DeVilbiss College	25-37	L
12/20/19	Muskegon YMCA	21-26	L
12/26/19	AC Spark Plug (Flint)	29-28	W
12/27/19	Holland YMCA	20-18	W
12/31/19	CHICAGO	25-32	L
1/2/20	OBERLIN	36-8	W
1/3/20	Detroit	29-30	L
1/7/20	CENTRAL MICHIGAN	29-15	W
1/9/20	Hope	16-21	L
1/10/20	Kalamazoo	39-21	W
1/16/20	INDIANA	19-20	L
1/21/20	KALAMAZOO	34-15	W
1/24/20	NOTRE DAME	23-20	W
1/28/20	CHICAGO YMCA COLL.	33-20	W
1/30/20	Michigan	23-13	W
2/6/20	WABASH	29-27	W
2/9/20	Notre Dame	23-30	L
2/11/20	Creighton	21-22	L
2/12/20	Creighton	18-15	W
2/13/20	Nebraska	28-43	L
2/14/20	Nebraska	20-29	L
2/18/20	DEPAUW	21-33	L
2/23/20	DePauw	18-31	L
2/24/20	Wabash	16-24	L
2/28/20	MICHIGAN	34-27	W
3/1/20	CREIGHTON	31-24	W
3/6/20	HOPE	34-23	W
3/20/20	Alpena Independent	22-11	W
3/21/20	Alger Co. Club	17-14	W
3/23/20	Northern Michigan	43-13	W
3/24/20	Ishpeming Amer. Leg.	24-37	L
3/25/20	Gwinin Club	66-12	W
3/26/20	Lk. Linden Amer. Leg.	60-24	W
3/27/20	Mich. Coll. of Mines	28-26	W

(Note: George Gauthier left after 29 games in 1919-20, posting a 15-14 record. Lyman Frimodig coached the final seven games of the season, going 6-1.)

LYMAN
FRIMODIG

1921-22 * 30-22 (.577)

Lyman Frimodig was a successful athlete for the Aggies, becoming the only person in school history to earn 10 letters (football, baseball, basketball). A freshman coach under George Gauthier, Frimodig took over during the 1920 season when Gauthier left for another job. Frimodig arranged a seven-game trip to the Northern Peninsula, winning six games. He would also serve as head coach for the next two seasons. He remained active in the athletic department after his stint as basketball coach, serving Michigan State for 41 years as assistant athletic director and business manager. He was also known as the unofficial historian of Michigan State athletics, co-authoring *Spartan Saga: A History of Michigan State Athletics*. Frimodig died in 1972 at the age of 80.

1921

(13-8 Overall)

DATE	OPPONENT	MSU-OPP	W/L
1/8/21	CENTRAL MICHIGAN	26-21	W
1/11/21	KALAMAZOO	30-18	W
1/14/21	HOPE	31-17	W
1/15/21	WESTERN MICHIGAN	22-16	W
1/18/21	MOUNT UNION	40-26	W
1/21/21	DePauw	19-39	L
1/22/21	Notre Dame	23-36	L
1/25/21	Western Michigan	29-19	W
1/27/21	St. John's (Toledo)	20-21	L
1/28/21	Mount Union	30-28	W
1/29/21	Oberlin	21-23	L
2/1/21	NOTRE DAME	37-25	W
2/5/21	Michigan	24-37	L
2/7/21	DEPAUW	23-26	L
2/14/21	MICHIGAN TECH	26-18	W
2/19/21	OBERLIN	29-37	L
2/22/21	MICHIGAN	10-17	L
2/25/21	Hope	27-23	W
2/26/21	Grand Rapids J.C.	20-11	W
3/2/21	BETHANY (WV)	41-18	W
3/3/21	CREIGHTON	27-20	W

1921-22

(11-13 Overall)

DATE	OPPONENT	MSU-OPP	W/L
12/10/21	Wisconsin	13-27	L
12/29/21	CARNEGIE INSTITUTE	38-17	W
1/2/22	ALBION	33-13	W
1/3/22	DETROIT SCH. OF LAW	56-3	W
1/4/22	ALMA	43-17	W
1/6/22	Michigan	26-27	L
1/10/22	WESTERN MICHIGAN	28-20	W
1/14/22	EASTERN MICHIGAN	28-22	W
1/19/22	VALPARAISO	30-21	W
1/21/22	KALAMAZOO	28-39	L
1/25/22	CENTRAL MICHIGAN	27-21	W

1/28/22	Oberlin	25-26	L
1/29/22	Ohio Wesleyan	22-25	L
1/31/22	Notre Dame	22-31	L
2/3/22	Creighton	30-41	L
2/4/22	Creighton	21-25	L
2/6/22	Lombard	14-26	L
2/16/22	NOTRE DAME	30-24	W
2/17/22	MARQUETTE	19-26	L
2/22/22	MICHIGAN	17-19	L
2/24/22	OHIO WESLEYAN	17-29	L
2/27/22	CREIGHTON	28-34	L
3/3/22	HOPE	29-28	W
3/4/22	CHICAGO YMCA COLL.	25-21	W

FRED
WALKER

1922-24 * 20-19 (.513)

Little is known about Fred Walker except that he continued the streak of basketball coaches with winning career records, compiling a two-year mark of 20-19.

1922-23

(10-9 Overall)

DATE	OPPONENT	MSU-OPP	W/L
12/9/22	NOTRE DAME	15-40	L
12/15/22	WESTERN MICHIGAN	8-17	L
12/22/22	VALPARAISO	17-21	L
12/30/22	CARNEGIE INSTITUTE	37-29	W
1/3/23	Michigan	11-33	L
1/6/23	ST. IGNATIUS (CLEV.)	18-27	L
1/11/23	VICTORIA	33-10	W
1/13/23	EASTERN MICHIGAN	19-17	W
1/20/23	MICHIGAN	13-29	L
1/27/23	CENTRAL MICHIGAN	28-13	W
1/30/23	CHICAGO YMCA COLL.	23-19	W
2/3/23	KALAMAZOO	22-24	L
2/9/23	LAKE FOREST	26-18	W
2/12/23	ARMOUR INSTITUTE	27-22	W
2/17/23	ALMA	27-21	W
2/21/23	ST. MARY'S	43-15	W
2/28/23	Notre Dame	22-21	W
3/2/23	St. Ignatius	17-38	L
3/3/23	Oberlin	16-23	L

1923-24

(10-10 Overall)

DATE	OPPONENT	MSU-OPP	W/L
12/15/23	ADRIAN	25-12	W
12/18/23	ST. MARY'S	31-26	W
12/22/23	Chicago	17-21	L
12/28/23	DETROIT COLL. OF LAW	25-14	W
1/3/24	HOPE	22-7	W
1/5/24	UP. CANADA LAW SCH.	33-26	W
1/7/24	CARLETON	12-27	L
1/11/24	Michigan	19-23	L
1/18/24	JOHN CARROLL	24-17	W
1/25/24	Notre Dame	18-35	L
1/28/24	Western Michigan	14-29	L
1/29/24	CENTRAL MICHIGAN	21-20	W
2/1/24	LOMBARD	12-13	L
2/6/24	MICHIGAN	20-31	L
2/12/24	WESTERN MICHIGAN	16-25	L
2/23/24	DETROIT	31-17	W



YEAR-BY-YEAR RESULTS

2/26/24	ST. VIATOR	25-27	L
2/29/24	NOTRE DAME	21-23	L
3/6/24	VALPARAISO	22-12	W
3/8/24	LAKE FOREST	29-19	W

JOHN
KOBBS

1924-26 * 11-26 (.297)

John Kobbs is well-known as a successful baseball coach for MSC, but he also coached the basketball and hockey squads during his 42-year tenure. The basketball coach for two seasons, he compiled a career record of 11-26. Before joining the Spartans, he was a star athlete at Hamline where he earned an astounding 13 varsity letters in four sports: football, baseball, basketball and track. The MSU baseball stadium was named in his honor in 1969. He passed away in 1968 at the age of 69.



1924-25

(6-13 Overall)

DATE	OPPONENT	MSU-OPP	W/L
12/10/24	ADRIAN	42-16	W
12/13/24	MICHIGAN	10-26	L
12/20/24	Chicago	29-15	W
12/22/24	Northwestern	17-26	L
1/10/25	ST. MARY'S	13-21	L
1/13/25	ST. VIATOR	18-23	L
1/16/25	Notre Dame	14-37	L
1/23/25	WESTERN MICHIGAN	20-21	L
1/30/25	Earlham	24-23	W
1/31/25	Franklin	14-36	L
2/3/25	HOPE	19-20	L
2/11/25	DETROIT	23-22	W
2/20/25	FRANKLIN	16-28	L
2/25/25	Western Michigan	15-29	L
2/28/25	OBERLIN	29-27	W
3/3/25	NOTRE DAME	10-42	L
3/6/25	John Carroll	14-30	L
3/7/25	Oberlin	16-25	L
3/14/25	MAC ALUMNI	43-19	W

1925-26

(5-13 Overall)

DATE	OPPONENT	MSU-OPP	W/L
12/8/25	OLIVET	36-13	W
12/12/25	ADRIAN	30-14	W
12/19/25	Chicago	28-21	W
12/21/25	Northwestern	13-42	L
1/1/26	MERCER (GA.)	33-37	L
1/9/26	ST. VIATOR	30-27	W
1/16/26	Michigan	15-38	L
1/22/26	Notre Dame	14-33	L
1/26/26	Detroit	10-16	L
1/30/26	EASTERN MICHIGAN	23-35	L
2/2/26	DETROIT	22-29	L
2/6/26	Western Michigan	25-30	L
2/11/26	MARQUETTE	25-29	L
2/13/26	EARLHAM	21-26	L
2/16/26	NOTRE DAME	25-40	L
2/19/26	CARNEGIE INSTITUTE	27-22	W
2/26/26	WESTERN MICHIGAN	15-38	L
3/6/26	MSC ALUMNI	38-40	L

BENJAMIN
VanALSTYNE1926-49
231-163 (.586)

Benjamin VanAlstyne holds many MSU coaching records, including longest tenure (22 years) and most winning seasons (17). He is third in career victories with 231. VanAlstyne was a graduate of Colgate, where he starred in football, baseball and basketball. He came to MSC in 1926 after five seasons at Ohio Wesleyan. VanAlstyne coached MSU's first All-American, Roger Grove, in 1930. Some of his greatest victories included a 27-26 victory over Michigan in 1930 at the dedication of Demonstration Hall, and a 66-50 upset over Kentucky in 1945 that was named "Coca-Cola Upset of the Week." His 47-45 loss to Kentucky in 1948 set the record for the largest crowd in Jenison Field House history. After he finished his coaching career at MSC, VanAlstyne continued as the MSC golf coach, where he was also very successful. He left MSU in 1961 and passed away in 1972 at the age of 72.

1926-27

(7-11 Overall)

DATE	OPPONENT	MSU-OPP	W/L
12/8/26	ADRIAN	33-29	W
12/11/26	Michigan	13-34	L
12/18/26	Chicago	24-33	L
12/20/26	Northwestern	22-34	L
1/8/27	MARQUETTE	35-32	W
1/12/27	ALBION	31-37	L
1/14/27	Butler	16-53	L
1/15/27	CONCORDIA	45-25	W
1/19/27	DETROIT	30-23	W
1/21/27	Lake Forest	39-30	W
1/22/27	Marquette	12-24	L
1/29/27	Notre Dame	15-36	L
1/31/27	BUTLER	23-29	L
2/9/27	HOPE	46-31	W
2/12/27	Detroit	27-30	L
2/18/27	PITTSBURGH	34-36	L
2/23/27	NOTRE DAME	22-34	L
2/25/27	MSC ALUMNI	36-24	W

1927-28

(11-4 Overall)

DATE	OPPONENT	MSU-OPP	W/L
12/7/27	ADRIAN	30-25	W
12/10/27	Michigan	23-43	L
1/3/28	OHIO NORTHERN	39-25	W
1/7/28	HILLSDALE	58-24	W
1/13/28	DETROIT	27-23	W
1/16/28	COE	35-25	W
1/20/28	Loyola (Chicago)	21-23	L
1/21/28	Marquette	18-21	L
1/28/28	Notre Dame	25-29	L
1/30/28	HOPE	36-21	W
2/3/28	NOTRE DAME	26-16	W
2/8/28	ALBION	52-20	W
2/11/28	KALAMAZOO	36-24	W
2/17/28	DETROIT	17-13	W
2/25/28	MARQUETTE	30-25	W

1928-29

(11-5 Overall)

DATE	OPPONENT	MSU-OPP	W/L
12/7/28	Michigan	31-24	W
12/14/28	HILLSDALE	47-15	W
1/2/29	PENN STATE	16-14	W
1/3/29	CORNELL	38-24	W
1/7/29	OHIO WESLEYAN	28-31	L
1/11/29	MARQUETTE	29-19	W
1/18/29	Detroit	27-13	W
1/23/29	Notre Dame	24-29	L
1/26/29	KALAMAZOO	30-22	W
2/1/29	Colgate	35-36	L
2/2/29	Syracuse	17-24	L
2/8/29	HOPE	51-18	W
2/15/29	DETROIT	40-15	W
2/22/29	NOTRE DAME	27-28	L
3/1/29	LAKE FOREST	49-16	W
3/4/29	Marquette	26-15	W

1929-30

(12-4 Overall)

DATE	OPPONENT	MSU-OPP	W/L
1/1/30	SYRACUSE	19-21	L
1/4/30	OHIO WESLEYAN	30-14	W
1/9/30	DETROIT	26-20	W
1/16/30	Bethany	27-36	L
1/17/30	Carnegie Institute	35-23	W
1/22/30	NOTRE DAME	28-21	W
1/25/30	Detroit	21-18	W
1/28/30	HOPE	55-16	W
1/31/30	MARQUETTE	24-17	W
2/7/30	KALAMAZOO	33-12	W
2/14/30	BETHANY	36-32	W
2/14/30	OBERLIN	24-10	W
2/15/30	MICHIGAN	27-26	W
2/18/30	Notre Dame	17-29	L
2/21/30	HILLSDALE	34-28	W
3/1/30	Marquette	14-21	L

1930-31

(16-1 Overall)

DATE	OPPONENT	MSU-OPP	W/L
12/5/30	CINCINNATI	22-8	W
12/13/30	Michigan	22-32	L
12/29/30	BRIGHAM YOUNG	29-28	W
1/1/31	OHIO WESLEYAN	25-17	W
1/9/31	MARQUETTE	19-16	W
1/13/31	XAVIER (OHIO)	32-19	W
1/16/31	Colgate	41-31	W
1/17/31	Colgate	50-30	W
1/23/31	KALAMAZOO	46-10	W
1/27/31	CENTRAL STATE	31-18	W
1/30/31	Western Reserve	25-24	W
1/31/31	Oberlin	33-22	W
2/6/31	ALMA	42-20	W
2/10/31	DETROIT	34-16	W
2/14/31	LOYOLA (CHICAGO)	24-16	W
2/21/31	Detroit	16-11	W
2/28/31	Marquette	24-21	W

1931-32

(12-5 Overall)

DATE	OPPONENT	MSU-OPP	W/L
12/3/31	ALMA	39-12	W
12/12/31	Michigan	5-27	L
1/1/32	OHIO	29-15	W
1/2/32	CORNELL	29-26	W
1/8/32	WESTERN RESERVE	17-15	W
1/9/32	NOTRE DAME	25-28	L
1/15/32	XAVIER	22-20	W

YEAR-BY-YEAR RESULTS

1/19/32	DETROIT	22-13	W
1/29/32	COLGATE	30-21	W
1/30/32	COLGATE	29-28	W
2/6/32	KALAMAZOO	17-9	W
2/13/32	MICHIGAN	14-13	W
2/15/32	MARQUETTE	25-23	W
2/17/32	Detroit	35-34	W
2/20/32	Xavier	24-31	L
2/23/32	Notre Dame	20-28	L
2/25/32	Marquette	18-43	L

1932-33

(10-7 Overall)

DATE	OPPONENT	MSU-OPP	W/L
12/3/32	ALBION	31-29	W
12/10/32	Michigan	20-17	W
12/30/32	Wisconsin	16-26	L
1/3/33	SYRACUSE	23-16	W
1/9/33	NOTRE DAME	19-34	L
1/12/33	MARQUETTE	28-32	L
1/16/33	Buffalo	29-18	W
1/17/33	Colgate	40-26	W
1/21/33	OLIVET	35-13	W
1/27/33	XAVIER	19-16	W
1/28/33	MEIJI U. (JAPAN)	63-15	W
2/4/33	KALAMAZOO	29-12	W
2/11/33	MICHIGAN	16-28	L
2/15/33	DETROIT	30-28	W
2/18/33	Detroit	16-27	L
2/24/33	Notre Dame	25-30	L
2/25/33	Marquette	21-28	L

1933-34

(12-5 Overall)

DATE	OPPONENT	MSU-OPP	W/L
12/4/33	OLIVET	23-16	W
12/9/33	Michigan	26-25	W
1/2/34	MISSISSIPPI STATE	35-25	W
1/6/34	NOTRE DAME	33-34	L
1/12/34	Buffalo	37-30	W
1/13/34	Syracuse	21-27	L
1/18/34	MARQUETTE	24-26	L
1/22/34	EASTERN MICHIGAN	34-27	W
1/26/34	CENTRAL MICHIGAN	32-27	W
2/3/34	LOYOLA (CHICAGO)	36-15	W
2/5/34	Wisconsin	23-22	W
2/10/34	MICHIGAN	33-26	W
2/14/34	DETROIT	27-20	W
2/17/34	Detroit	28-22	W
2/21/34	Notre Dame	19-28	L
2/23/34	Marquette	16-40	L
2/24/34	Loyola (Chicago)	22-20	W

1934-35

(14-4 Overall)

DATE	OPPONENT	MSU-OPP	W/L
12/1/34	CENTRAL MICHIGAN	43-14	W
12/5/34	KALAMAZOO	30-25	W
12/15/34	Michigan	25-31	L
12/22/34	Northwestern	26-39	L
12/24/34	Loyola (Chicago)	26-19	W
12/27/34	STANFORD	25-18	W
12/31/34	Wisconsin	21-23	L
1/4/35	WAYNE STATE	31-17	W
1/8/35	EASTERN MICHIGAN	35-14	W
1/12/35	Western Reserve	34-33	W
1/17/35	MARQUETTE	30-29	W
1/21/35	HILLSDALE	45-24	W
1/24/35	Eastern Michigan	53-28	W
1/26/35	Wayne State	37-20	W
2/4/35	WESTERN RESERVE	36-17	W

2/9/35	MICHIGAN	30-28	W
2/13/35	KENTUCKY	32-26	W
2/18/35	Marquette	17-20	L

1935-36

(8-9 Overall)

DATE	OPPONENT	MSU-OPP	W/L
12/2/35	ALBION	36-28	W
12/6/35	Wisconsin	21-26	L
12/14/35	Michigan	24-35	L
12/21/35	Northwestern	25-29	L
12/30/35	WEST VIRGINIA	25-24	W
1/1/36	Syracuse	34-38	L
1/3/36	Temple	24-47	L
1/8/36	KALAMAZOO	32-14	W
1/10/36	LOYOLA (CHICAGO)	32-20	W
1/17/36	MARQUETTE	20-21	L
1/18/36	MARQUETTE	35-31	W
1/21/36	Kentucky	19-27	L
1/25/36	Eastern Michigan	37-24	W
1/29/36	EASTERN MICHIGAN	18-15	W
2/1/36	BUTLER	21-24	L
2/15/36	MICHIGAN	23-41	L
2/22/36	Marquette	29-28	W

1936-37

(5-12 Overall)

DATE	OPPONENT	MSU-OPP	W/L
12/9/36	ALBION	32-22	W
12/12/36	Michigan	21-34	L
1/2/37	Kentucky	21-28	L
1/6/37	KALAMAZOO	39-18	W
1/8/37	Case	34-38	L
1/9/37	Geneva	42-41	W
1/14/37	KENTUCKY	24-23	W
1/16/37	MARQUETTE	25-32	L
1/19/37	SYRACUSE	36-30	W
1/23/37	Northwestern	29-44	L
1/26/37	HAWAIIAN ALL-STAR	24-25	L
1/29/37	HOPE	21-25	L
2/6/37	Wisconsin	17-22	L
2/8/37	Butler	21-27	L
2/13/37	MICHIGAN	31-38	L
2/16/37	DEPAUL	21-23	L
2/20/37	Marquette	26-31	L

1937-38

(9-8 Overall)

DATE	OPPONENT	MSU-OPP	W/L
12/9/37	HOPE	51-27	W
12/11/37	Michigan	40-43	L
12/22/37	IOWA	52-37	W
12/30/37	MISSOURI	43-33	W
1/1/38	CASE	48-34	W
1/5/38	CALIFORNIA	29-31	L
1/8/38	KENTUCKY	43-38	W
1/11/38	HAWAIIAN ALL-STAR	55-31	W
1/14/38	Buffalo	65-35	W
1/15/38	Syracuse	46-59	L
1/22/38	MARQUETTE	24-41	L
1/28/38	BUTLER	21-15	W
2/5/38	Wisconsin	27-30	L
2/7/38	Kentucky	27-44	L
2/12/38	MICHIGAN	41-35	W
2/19/38	Marquette	26-40	L
2/21/38	Notre Dame	32-48	L

1938-39

(9-8 Overall)

DATE	OPPONENT	MSU-OPP	W/L
12/7/38	KALAMAZOO	36-26	W
12/10/38	Michigan	34-41	L
12/17/38	OBERLIN	58-23	W
12/28/38	PENN STATE	35-21	W
12/31/38	INDIANA	33-37	L
1/2/39	Loyola (Chicago)	44-46	L
1/7/39	CENTRAL MICHIGAN	29-24	W
1/14/39	WESTERN RESERVE	36-21	W
1/21/39	Butler	33-34	L
1/23/39	Tennessee	35-31	W
1/28/39	BUTLER	39-29	W
2/4/39	Wisconsin	37-39	L
2/11/39	MICHIGAN	25-30	L
2/13/39	MARQUETTE	35-29	W
2/15/39	TEMPLE	29-25	W
2/20/39	Marquette	36-38	L
2/24/39	WAYNE STATE	33-40	L

1939-40

(14-6 Overall)

DATE	OPPONENT	MSU-OPP	W/L
12/4/39	KALAMAZOO	42-22	W
12/9/39	Michigan	27-33	L
12/16/39	WASHINGTON STATE	52-44	W
12/18/39	Creighton	32-30	W
12/19/39	Creighton	38-21	W
12/22/39	California	37-41	L
12/27/39	Oregon State	33-38	L
12/28/39	Oregon State	36-26	W
1/1/40	Loyola (Chicago)	30-22	W
1/6/40	*TENNESSEE	29-20	W
1/8/40	SYRACUSE	31-29	W
1/15/40	MARQUETTE	48-19	W
1/20/40	MICHIGAN	27-32	L
1/26/40	Long Island	25-34	L
1/27/40	Temple	40-42	L
1/29/40	Baltimore	39-28	W
2/3/40	WISCONSIN	48-41	W
2/14/40	WAYNE STATE	46-29	W
2/24/40	Marquette	21-17	W
3/1/40	Temple	44-28	W

* First game played at Jenison Field House

1940-41

(11-6 Overall)

DATE	OPPONENT	MSU-OPP	W/L
12/2/40	KALAMAZOO	48-29	W
12/7/40	Michigan	14-42	L
12/21/40	OHIO STATE	46-38	W
12/23/40	IOWA	34-40	L
12/30/40	CREIGHTON	29-37	L
12/31/40	CREIGHTON	34-29	W
1/4/41	Long Island	31-26	W
1/6/41	Temple	37-35	W
1/10/41	MARQUETTE	25-18	W
1/13/41	TEMPLE	23-22	W
1/18/41	WEST VIRGINIA	44-35	W
1/25/41	Notre Dame	39-46	L
2/8/41	WEST VIRGINIA	31-40	L
2/12/41	MICHIGAN	35-32	W
2/19/41	LONG ISLAND	23-24	L
2/22/41	Marquette	37-36	W
3/1/41	NOTRE DAME	44-35	W



YEAR-BY-YEAR RESULTS

1941-42

(15-6 Overall)

DATE	OPPONENT	MSU-OPP	W/L
12/2/41	FT. CUSTER OFFICERS	50-29	W
12/8/41	CENTRAL MICHIGAN	29-23	W
12/13/41	Michigan	20-37	L
12/20/41	SOUTH CAROLINA	41-29	W
12/24/41	HARVARD	39-28	W
12/27/41	Syracuse	33-31	W
12/29/41	Rochester	27-28	L
1/2/42	WASHINGTON	42-45	L
1/6/42	GREAT LAKES N.T.S.	33-31	W
1/10/42	WESTERN RESERVE	51-22	W
1/16/42	MARQUETTE	51-40	W
1/22/42	CINCINNATI	37-30	W
1/24/42	NOTRE DAME	49-52	L
1/26/42	BUTLER	40-39	W
1/31/42	Detroit	32-28	W
2/6/42	Cincinnati	36-30	W
2/7/42	Butler	36-38	L
2/11/42	MICHIGAN	57-34	W
2/16/42	DETROIT	37-39	L
2/21/42	Marquette	47-45	W
2/28/42	NOTRE DAME	46-43	W

1942-43

(2-14 Overall)

DATE	OPPONENT	MSU-OPP	W/L
12/7/42	Michigan	31-36	L
12/29/42	OREGON STATE	29-33	L
1/1/43	HARVARD	28-31	L
1/4/43	MICHIGAN	26-29	L
1/9/43	Great Lakes N.T.S.	34-38	L
1/11/43	Marquette	32-41	L
1/13/43	Minnesota	32-46	L
1/19/43	DEARBORN N.T.S.	55-24	W
1/23/43	DePaul	37-45	L
1/29/43	CAMP GRANT	31-39	L
2/4/43	ROMULUS A.A.B.	69-27	W
2/6/43	Notre Dame	34-45	L
2/11/43	GREAT LAKES N.T.S.	39-56	L
2/15/43	MARQUETTE	36-47	L
2/20/43	Camp Grant	31-43	L
2/27/43	NOTRE DAME	42-45	L

1942-43 Roster

#	Name (Ht., Pos.)	PPG*
3	Daniel Plesky (5-11, G)	
4	Fred Stone (6-6, C)	
5	Carl Petroski (6-0, C)	
6	Oliver White (6-1, F)	
7	William Krall (6-7, C)	
8	Roy Deihl (5-9, F)	
9	Nicholas Hashu (6-10, G)	
10	Albert Peppler (5-11, C)	
11	Floyd May (6-0, F)	
12	Jack Gale (5-10, F/G)	
14	Billy Jo Hanson (6-0, F)	
15	Roy Crissey (6-1, F)	
16	John Cawood (6-3, F)	
17	Dave Phillips (5-11, G)	
18	Eugene Strang (6-1, G)	
19	James Jacobs (6-0, F)	
20	James Fry (G/F)	
21	Richard Holloway (5-10, G)	
22	Alvin Schmidt (6-0, G)	
24	Chet Aubuchon (5-9, G)	
25	Clayton Kowalk (5-11, F/G)	
26	George Weber (5-11, F)	

* Stats not available

1943-44

Season suspended because of World War II

1944-45

(9-7 Overall)

DATE	OPPONENT	MSU-OPP	W/L
12/2/44	DRAKE	44-36	W
12/9/44	Ohio State	31-58	L
12/28/44	OHIO STATE	31-67	L
12/30/44	Iowa	29-66	L
1/6/45	CINCINNATI	37-39	L
1/8/45	Albion	72-36	W
1/12/45	Cincinnati	50-54	L
1/13/45	Kentucky	35-66	L
1/18/45	Eastern Michigan	75-31	W
1/20/45	WAYNE STATE	47-38	W
1/22/45	ALBION	58-38	W
1/27/45	*Temple	47-64	L
2/5/45	KENTUCKY	66-50	W
2/14/45	DETROIT	53-29	W
2/19/45	KALAMAZOO	81-26	W
2/24/45	Detroit	62-38	W

* at Buffalo, N.Y.

1944-45 Roster

#	Name (Ht., Year., Pos.)	PPG
3	Joe Beyer (5-10, Fr., G)	5.4
4	Charles Frankel (6-3, Fr., C)	4.0
5	Richard Young (6-1, Fr., F)	0.8
6	Sam Fortino (6-2, Jr., F)	11.9
7	Jack Breslin (6-0, Jr., G)	2.4
8	Paul Bauman (5-10, Fr., F/G)	3.1
9	Nicholas Hashu (6-1, Jr., G)	4.5
10	Robert O'Leary (6-0, Fr., F)	1.5
11	Jacob Milliken (5-11, Fr., F)	--
12	Earl Morrison (5-8, Fr., G)	--
14	LeRoy Gunderson (6-3, So., C)	1.0
15	James Currier (6-2, Fr., C)	--
16	John Burdick (6-1, Fr., F)	0.5
17	Richard Massuch (6-1, Fr., G)	0.0
18	Richard Johnson (5-7, Fr., G)	--
19	David Schmidt (6-2, So., F/C)	--
20	James Pruett (5-11, So., G)	--
21	William Rapchak (6-1, Fr., F/C)	11.8
22	William Krall (6-7, Jr., C)	3.7

1945-46

(12-9 Overall)

DATE	OPPONENT	MSU-OPP	W/L
12/1/45	Michigan	39-47	L
12/5/45	GREAT LAKES N.T.S.	49-53	L
12/24/45	MINNESOTA	50-48	W
12/27/45	Ohio State	42-62	L
1/2/46	SYRACUSE	76-48	W
1/5/46	CINCINNATI	69-38	W
1/7/46	MICHIGAN	49-36	W
1/12/46	KENTUCKY	44-55	L
1/15/46	Wayne State	43-37	W
1/18/46	DePaul	52-58	L
1/23/46	DETROIT	40-38	W
1/31/46	Notre Dame	57-62	L
2/2/46	Kentucky	51-59	L
2/4/46	Cincinnati	69-39	W
2/7/46	WAYNE STATE	46-45	W
2/9/46	DETROIT	58-46	W
2/11/46	Great Lakes N.T.S.	58-59	L
2/16/46	OHIO STATE	64-41	W
2/20/46	NOTRE DAME	54-56	L
2/23/46	Wisconsin	59-48	W
3/1/46	WISCONSIN	56-52	W

1945-46 Roster

#	Name (Ht., Year., Pos.)	PPG*
3	Joe Beyer (5-10, So., G)	
5	Dudley Jones (6-1, Jr., G/F)	
6	Sam Fortino (6-2, Sr., F)	
7	John Granack (5-11, Fr., F)	
8	Oliver White (6-0, Sr., G/F)	
9	Keith Krause (6-0, So., F)	
10	Albert Peppler (5-11, Jr., G)	
11	Dan Pjesky (5-11, Jr., G)	
12	Joe Krakora (6-1, Fr., G)	
14	Warren Huey (6-0, Fr., F)	
15	Don Waldron (5-11, Fr., G)	
16	Donald Joyce (6-1, Fr., G)	
17	Robin Roberts (6-0, Fr., F)	
18	Roy Schwochow (6-3, Fr., C)	
19	George Francke (6-4, Fr., C)	
20	Matthew Mazza (6-2, Fr., C)	
21	John Cawood (6-4, Fr., C)	
22	Bill Krall (6-8, Sr., C)	

* Stats not available

1946-47

(11-10 Overall)

DATE	OPPONENT	MSU-OPP	W/L
12/7/46	Michigan	29-51	L
12/20/46	STANFORD	57-45	W
12/28/46	Wayne State	52-25	W
12/31/46	Syracuse	61-57	ot W
1/2/47	ARIZONA	43-45	L
1/4/47	GEORGIA TECH	62-52	W
1/6/47	MARQUETTE	53-51	W
1/11/47	Detroit	52-44	W
1/14/47	NOTRE DAME	56-74	L
1/18/47	Minnesota	59-73	L
1/20/47	WISCONSIN	48-58	L
1/25/47	DePaul	45-52	L
1/27/47	Kentucky	36-86	L
2/1/47	WAYNE STATE	49-36	W
2/3/47	Marquette	56-55	W
2/8/47	Notre Dame	54-70	L
2/11/47	VIRGINIA	51-46	W
2/15/47	OHIO STATE	46-58	L
2/19/47	DETROIT	55-48	W
2/22/47	BOSTON COLLEGE	70-49	W
3/1/47	MICHIGAN	47-59	L

1946-47 Roster

#	Name (Ht., Year., Pos.)	PPG
3	Robert Carpenter (5-11, So., F)	0.5
4	Robert Stevens (5-11, So., F)	3.0
5	Hugh Dawson (5-11, Fr., G)	1.2
6	Clayton Kowalk (5-11, Jr., G)	1.3
7	Albert Peppler (5-11, Jr., G)	2.2
8	Oliver White (6-0, Sr., G/F)	8.4
9	Robert Robbins (6-2, Fr., F)	3.5
10	John Granack (5-11, So., F)	0.6
11	Robin Roberts (6-0, So., F)	9.0
12	John Cawood (6-4, So., C)	6.4
14	Joe Barta (6-0, Fr., G)	0.0
15	Don Waldron (5-11, So., G)	5.1
16	Lynn Chandnois (6-2, Fr., F)	1.4
18	Robert Geahan (6-1, So., F)	11.2
19	Jack Wulff (6-8, So., F)	2.4
20	Matthew Mazza (6-2, So., G)	1.6
21	David Lumsden (6-5, Jr., C)	3.8
22	Fred Stone (6-6, Sr., C)	2.0
	W. Bevis Fraser (6-2, So., G)	0.0
	Richard Olson (6-1, So., C)	0.0
	Harold DeVoll (6-4, So., C)	0.0

YEAR-BY-YEAR RESULTS

1947-48

(12-10 Overall)

DATE	OPPONENT	MSU-OPP	W/L
12/18/47	MICHIGAN	43-38	W
12/20/47	Purdue	48-50	L
12/23/47	INDIANA	64-60	W
12/27/47	Wayne State	57-55	W
12/29/47	HARVARD	53-47	ot W
1/3/48	Wash. (St. Louis)	46-45	W
1/5/48	Missouri	44-46	L
1/10/48	KENTUCKY	45-47	L
1/13/48	MARQUETTE	57-54	W
1/17/48	Western Reserve	65-57	W
1/20/48	Detroit	52-34	W
1/24/48	DePaul	42-52	L
1/26/48	DETROIT	66-31	W
1/31/48	Minnesota	63-69	L
2/3/48	DEPAUL	49-63	L
2/9/48	Wisconsin	39-51	L
2/14/48	Marquette	53-48	W
2/17/48	NOTRE DAME	44-51	L
2/21/48	OHIO STATE	50-72	L
2/24/48	Notre Dame	54-50	W
2/28/48	WAYNE STATE	63-49	W
3/6/48	Michigan	28-69	L

1947-48 Roster

#	Name (Ht., Year., Pos.)	PPG
3	Robert Geahan (6-1, Jr., F)	7.5
4	Matthew Mazza (6-2, Jr., G)	—
5	Hugh Dawson (5-11, So., G)	3.9
6	Don Waldron (5-11, Jr., G)	4.5
7	Robert Brannum (6-5, Jr., C)	15.6
8	Jack Wulf (6-8, So., C)	2.8
9	Robert Robbins (6-2, So., F)	5.9
10	Stanley Petela (6-1, So., G)	1.8
11	Robert Carpenter (5-11, Jr., F)	0.0
12	Robert Stevens (5-11, Jr., F)	1.8
14	William Rapchak (6-1, So., F)	6.4
15	Joe Barta (6-0, So., G)	—
16	Leon Hess (6-3, So., G)	2.1
18	Frank McNaughton (6-2, So., F)	0.8
19	Fred Jackson (6-1, So., C)	—
20	Donn Joyce (6-1, Jr., G)	—
	David Lumsden (6-5, Jr., C)	—
	Ben Sierra (6-0, So., G)	—
	Lynn Chandnois (6-2, So., F)	1.0

1948-49

(9-12 Overall)

DATE	OPPONENT	MSU-OPP	W/L
11/27/48	ALMA	46-33	W
11/27/48	HILLSDALE	53-43	W
12/4/48	Michigan	33-66	L
12/6/48	Indiana	36-48	L
12/18/48	IOWA	49-43	W
12/20/48	CORNELL	45-56	L
12/29/48	MISSISSIPPI STATE	74-28	W
1/7/49	MARQUETTE	48-68	L
1/10/49	DETROIT	66-49	W
1/14/49	WESTERN RESERVE	44-43	L
1/17/49	Detroit	34-35	L
1/22/49	Wayne State	37-35	2ot W
1/27/49	WAYNE STATE	63-48	W
1/31/49	MICHIGAN	38-49	L
2/3/49	Notre Dame	47-63	L
2/5/49	Marquette	42-59	L
2/12/49	PURDUE	48-66	L
2/19/49	VIRGINIA	62-43	W
2/21/49	MINNESOTA (-/6)	47-57	L
2/23/49	NOTRE DAME	41-43	L
2/28/49	Ohio State (-/18)	51-70	L

1948-49 Roster

#	Name (Ht., Year., Pos.)	PPG
3	Robert Geahan (6-1, Sr., F)	5.2
4	Albert Cummins (5-10, Jr., G)	—
5	Hugh Dawson (6-0, Jr., G)	2.5
6	William Rapchak (6-1, Jr., F)	10.5
7	John Granack (6-0, Jr., F)	6.7
8	Robert Stevens (5-11, Sr., F)	1.6
9	Robert Robbins (6-2, Jr., G)	3.7
10	Jay Cochran (6-2, So., F)	—
11	James Snodgrass (6-1, So., G)	7.3
12	Robert Kane (6-0, So., F)	—
14	Ray Steffen (6-4, So., C)	5.2
15	Jack Wulf (6-8, Sr., C)	6.0
16	Jack Finn (6-4, Jr., C)	—
17	Leon Hess (6-2, Jr., C)	—
18	David Lumsden (6-4, Jr., C)	—
19	Donn Joyce (6-0, Sr., G)	0.6
20	Stanley Petela (6-0, Jr., F)	—
22	Paul Jorden (6-0, Jr., G)	—
21	Robert McManus (6-4, So., C)	0.4

ALTON
KIRCHER

1949-50 * 4-18 (.182)

Alton Kircher took over as head coach for Ben VanAlstyne after six seasons as an assistant. He coached for only one season, posting a 4-18 mark. Kircher was one of MSC's greatest all-around athletes, serving as the starting quarterback on the football team, captain of the basketball team and playing on the baseball team. He would later coach at Washington State.



1949-50

(4-18 Overall)

DATE	OPPONENT	MSU-OPP	W/L
12/3/49	MICHIGAN	49-52	L
12/5/49	Iowa	53-73	L
12/10/49	INDIANA	58-73	L
12/17/49	MISSOURI	54-73	L
12/22/49	GEORGIA TECH	60-68	L
12/23/49	Northwestern	46-68	L
12/28/49	*HARVARD	57-68	L
12/29/49	*CORNELL	61-54	W
1/2/50	Indiana	50-60	L
1/7/50	NOTRE DAME	65-76	L
1/9/50	Detroit	55-66	L
1/13/50	MARQUETTE	81-64	W
1/18/50	Notre Dame	65-71	L
1/23/50	MINNESOTA (-/16)	56-73	L
1/28/50	WESTERN RESERVE	54-57	L
2/4/50	Purdue	53-69	L
2/6/50	WISCONSIN (-/17)	47-66	L
2/11/50	Ohio State (-/4)	43-87	L
2/14/50	DETROIT	57-54	W
2/17/50	WAYNE STATE	68-44	W
2/20/50	Michigan	53-70	L
2/25/50	Marquette	58-75	L
* Holiday Tournament (East Lansing)			

1949-50 Roster

#	Name (Ht., Year., Pos.)	PPG
	William Bower (5-11, So., F)	2.3
	Robert Carey (6-5, So., C)	—
	William Carey (6-1, So., G)	8.8

Albert Cummins (5-10, Sr., F)	—
Hugh Dawson (6-0, Sr., F)	—
Victor DeRose (6-0, So., F)	—
William Eckstrom (6-2, So., G)	—
John Finn (6-4, Sr., C)	—
Victor Hahn (6-2, Jr., F)	—
Leon Hess (6-2, Sr., G)	—
Gerald Holstein (6-4, Sr., C)	—
Robert McManus (6-3, Jr., G)	—
Clarence Means (5-11, So., F)	1.4
John Moore (6-7, So., C)	—
Robert Nagel (6-2, So., G)	—
Robert Price (6-3, So., G)	—
William Rapchak (6-1, Sr., F)	7.4
Robert Robbins (6-3, Sr., G)	—
Daniel Smith (6-0, So., F)	9.4
James Snodgrass (6-1, Jr., G)	9.3
Gordon Stauffer (6-0, So., G)	5.3
Ray Steffen (6-4, Jr., C)	3.8

PETE
NEWELL

1950-54 * 45-42 (.517)



Pete Newell took over in 1950 with the challenge of leading the Spartans into the Big Ten. In Newell's first season, he led the Spartans to a victory in their first Big Ten game, a 67-62 win over Northwestern. Newell came to MSC from San Francisco where he led his 1949 squad to an NIT title. His 1951-52 MSC squad was the first ranked Spartan team and also registered a win over No. 14 Notre Dame, the first win over a ranked opponent in school history. One of his biggest wins was a 1952 defeat of No. 2-ranked Kansas State. After four seasons, Newell left to coach the University of California, where he won a national title in 1959. He led a group of college all-stars to the gold medal in the 1960 Rome Olympics, becoming the first coach to win NIT, NCAA and Olympic Championships. In 1979 he was inducted into the Basketball Hall of Fame. He passed away in 2008 at the age of 93.

1950-51

(10-11 Overall; 5-9 - 7th Big Ten)

DATE	OPPONENT	MSU-OPP	W/L
12/2/50	Wayne State	51-50	W
12/5/50	DETROIT	45-31	W
12/19/50	MARQUETTE	74-42	W
12/29/50	*PENN STATE	51-44	W
12/30/50	*PRINCETON	46-52	L
1/6/51	#Northwestern	67-62	W
1/8/51	WISCONSIN	52-53	L
1/13/51	INDIANA	37-47	L
1/15/51	Iowa	42-46	L
1/20/51	Michigan	49-36	W
1/25/51	NOTRE DAME	60-43	W
1/27/51	Ohio State	49-58	L
1/29/51	Purdue	55-59	ot L
2/5/51	MINNESOTA	50-44	W
2/12/51	NORTHWESTERN	52-48	W
2/17/51	MICHIGAN	43-32	W
2/19/51	Notre Dame	46-56	L
2/24/51	Wisconsin	29-35	L



YEAR-BY-YEAR RESULTS

2/26/51	Minnesota	39-56	L
3/3/51	IOWA	52-65	L
3/5/51	ILLINOIS (-/6)	43-49	L

* Holiday Tournament (East Lansing)

* First Big Ten game for MSU

1950-51 Roster

#	Name (Ht., Year., Pos.)	PPG
3	Sonny Means (5-11, Jr., G.)	4.6
4	William Bower (5-11, Jr., F)	7.0
5	Erik Furseth (6-3, So., F)	1.8
6	Robert Johnson (6-2, So., F)	0.8
7	Thomas McAuliffe (6-0, Jr., G)	2.4
8	Robert Carey (6-5, Jr., C)	8.3
10	Gene Rhodes (5-11, Fr., G)	2.0
11	James Snodgrass (6-1, Sr., G)	4.8
12	William Eckstrom (6-3, Jr., F)	2.6
13	William Carey (6-1, Jr., F)	1.7
14	Raymond Steffen (6-5, Sr., C)	8.9
15	John Moore (6-7, So., C)	0.7
17	Leif Carlson (6-2, Jr., F)	4.5
18	Gordon Stauffer (6-0, Jr., G)	5.9

1951-52

(13-9 Overall; 6-8 - T-5th Big Ten)

DATE	OPPONENT	MSU-OPP	W/L
12/1/51	WAYNE STATE	52-43	W
12/13/51	DENVER	50-48	W
12/15/51	Marquette	53-47	W
12/18/51	Detroit	52-47	W
12/28/51	*DARTMOUTH	47-42	W
12/29/51	*PRINCETON	52-46	W
1/2/52	Notre Dame (20/14)	66-52	W
1/5/52	IOWA (20/-)	60-61	L
1/7/52	N'WESTERN (20/-)	82-49	W
1/12/52	Minnesota (19/-)	49-55	L
1/15/52	NOTRE DAME	48-56	L
1/19/52	Michigan	36-50	L
1/21/52	WISCONSIN	50-39	W
1/26/52	PURDUE	56-47	W
2/2/52	Northwestern	76-86	L
2/9/52	OHIO STATE	70-52	W
2/11/52	Illinois	62-84	L
2/16/52	Wisconsin	57-55	W
2/18/52	MINNESOTA	58-60	L
2/25/52	Iowa	52-64	L
3/1/52	MICHIGAN	80-59	W
3/3/52	Indiana	67-70	L

* Holiday Tournament (East Lansing)

1951-52 Roster

#	Name (Ht., Year., Pos.)	PPG
3	Sonny Means (5-11, Sr., G.)	5.2
4	William Bower (5-11, Sr., F)	9.4
5	Erik Furseth (6-3, Jr., F)	2.6
6	Robert Johnson (6-2, Jr., F)	---
7	Rickey Ayala (5-5, So., G)	4.0
8	Robert Carey (6-5, Sr., C/F)	9.3
9	Richard Wesling (5-10, So., G)	1.5
10	Gene Rhodes (5-11, Jr., G)	0.0
11	James Schlatter (5-10, So., G)	0.9
12	William Eckstrom (6-3, Sr., F)	1.2
13	DeNeal Hartman (6-3, So., C/F)	4.7
14	Keith Stackhouse (6-2, So., F)	11.8
15	Hugh MacMaster (6-6, So., C)	1.7
16	Paul Hinkin (6-4, So., C/F)	2.0
17	Leif Carlson (6-2, Sr., F)	3.3
18	Gordon Stauffer (6-0, Sr., G)	9.6

1952-53

(13-9 Overall; 11-7 - T-3rd Big Ten)

DATE	OPPONENT	MSU-OPP	W/L
12/6/52	MARQUETTE	62-51	W
12/19/52	*UCLA (-/12)	55-60	L
12/20/52	*KANSAS STATE (-/2)	80-63	W
12/27/52	Northwestern	52-47	W

12/30/52	Minnesota (-/9)	47-64	L
1/3/53	OHIO STATE	68-57	W
1/5/53	INDIANA (-/12)	62-69	L
1/10/53	IOWA	68-61	W
1/17/53	Michigan	66-64	W
1/19/53	ILLINOIS (-/4)	64-76	L
1/24/53	NORTHWESTERN	76-63	W
1/31/53	MINNESOTA	64-60	W
2/7/53	Ohio State	62-73	L
2/9/53	Iowa	60-48	W
2/14/53	Indiana (-/2)	50-65	L
2/16/53	Notre Dame	64-72	L
2/21/53	PURDUE	68-57	W
2/23/53	WISCONSIN	53-45	W
2/28/53	Purdue	77-72	W
3/2/53	Illinois (-/10)	53-66	L
3/7/53	MICHIGAN	55-52	W
3/9/53	Wisconsin	51-58	L

* Holiday Tournament (East Lansing)

1952-53 Roster

#	Name (Ht., Year., Pos.)	PPG
3	Robert Devenny (5-10, So., G)	4.3
4	Melvin Pine (5-11, So., G)	---
5	Erik Furseth (6-3, Sr., F)	2.4
6	Robert Johnson (6-1, Sr., F)	0.8
7	Rickey Ayala (5-5, Jr., G)	5.0
9	Rickard Wesling (5-10, So., G)	6.6
10	Gene Rhodes (5-11, Sr., G)	1.5
11	James Schlatter (5-11, Jr., G)	4.4
12	Robert Armstrong (6-8, So., C)	10.4
13	Paul Hinkin (6-4, Jr., C/F)	0.4
14	Keith Stackhouse (6-1, Jr., F)	12.4
15	Robert McCullough (6-7, So., C)	0.8
17	Donald Butcher (6-2, So., F)	---
18	Donald Corbitt (5-11, So., G)	0.0
19	DeNeal Hartman (6-4, Jr., C/F)	3.3
20	James Harris (6-3, So., F)	0.4
22	Al Ferrari (6-2, So., F)	16.0

1953-54

(9-13 Overall; 4-10 - 8th Big Ten)

DATE	OPPONENT	MSU-OPP	W/L
12/5/53	CREIGHTON	88-51	W
12/17/53	MARQUETTE	65-60	W
12/19/53	USC	81-63	W
12/22/53	PITTSBURGH	83-51	W
12/30/53	USC	73-75	L
12/31/53	UCLA (-/14)	57-67	L
1/4/54	Iowa	63-73	L
1/5/54	Kansas State	78-63	W
1/9/54	ILLINOIS (-/15)	60-59	W
1/16/54	Michigan	62-64	L
1/18/54	WISCONSIN	53-57	L
1/23/54	OHIO STATE	83-76	W
1/30/54	Minnesota (-/8)	71-79	L
2/1/54	NORTHWESTERN	65-62	W
2/6/54	Indiana (-/3)	74-79	L
2/9/54	NOTRE DAME	71-74	L
2/13/54	Purdue	50-64	L
2/20/54	INDIANA (-/3)	61-63	L
2/22/54	Northwestern	71-80	L
2/27/54	LOWA (-/20)	48-60	L
3/1/54	Wisconsin	56-79	L
3/6/54	MICHIGAN	76-61	W

1953-54 Roster

#	Name (Ht., Year., Pos.)	PPG
3	Robert Devenny (5-11, Jr., G)	6.2
4	Harry Koustik (5-8, So., G)	0.0
5	James Raymond (5-11, So., G)	0.6
6	David Raspler (6-0, So., G)	---
7	Rickey Ayala (5-5, Sr., G)	---
9	Donald Corbitt (5-11, Jr., G)	1.2

10	William Hillemeier (6-5, So., F)	---
11	James Schlatter (5-11, Sr., G)	2.9
12	Robert Armstrong (6-8, Jr., C)	9.1
13	Paul Hinkin (6-4, Sr., F)	0.8
14	Keith Stackhouse (6-1, Sr., G)	5.3
15	Robert McCullough (6-7, Sr., C)	---
16	Duane Peterson (6-8, So., C)	4.6
17	Daniel Morrissey (6-3, So., C/F)	---
18	Julius McCoy (6-2, So., F)	18.6
19	DeNeal Hartman (6-4, Sr., F)	4.0
20	James Harris (6-3, Jr., F)	1.5
21	Duane Olson (6-5, So., F)	1.2
22	Al Ferrari (6-2, Jr., F)	14.4

FORREST
ANDERSON

1954-65 * 125-124 (.502)

Forrest Anderson led MSU to its first two Big Ten titles in 1956-57 and 1958-59. Anderson starred at Stanford, earning a spot in the school's Hall of Fame. He coached at Drake and Bradley before coming to MSC. From 1954-59, he led the Spartans to a record of 77-38, 46-24 in the Big Ten, including two conference championships, led by stars like Julius McCoy, Johnny Green, Jack Quiggle, and Horace Walker. In 1957, he led MSU to its first Final Four appearance, beating powerhouse Kentucky along the way. Two years later, he led the Spartans to the Midwest Regional Finals. His 1963-64 squad set school records for highest scoring average, most 100-point games and second-highest scoring game, a 118-100 victory over Oklahoma. When Anderson's stint at MSU came to an end in 1965, he became a scout in the NBA. Anderson holds the distinction of being the first coach in NCAA history to take two different teams to the Final Four.

1954-55

(13-9 Overall; 8-5 - 4th Big Ten)

DATE	OPPONENT	MSU-OPP	W/L
12/1/54	MARQUETTE	91-72	W
12/4/54	DETROIT	78-84	L
12/17/54	Princeton	79-67	W
12/18/54	Pennsylvania	67-73	L
12/22/54	DEPAUL	75-76	L
12/30/54	PENN STATE	85-74	W
1/3/55	Ohio State (-/20)	76-83	L
1/8/55	WISCONSIN	94-77	W
1/10/55	Iowa (-/14)	81-94	L
1/15/55	MICHIGAN	84-82	W
1/17/55	Indiana	79-88	L
1/22/55	MINNESOTA (-/14)	87-75	W
1/29/55	DePaul	88-72	W
1/31/55	PURDUE	79-72	W
2/5/55	Wisconsin	73-70	W
2/7/55	Notre Dame	93-79	W
2/12/55	Northwestern	54-56	L
2/14/55	Illinois (-/10)	72-90	L
2/19/55	IOWA (-/15)	69-78	L
2/21/55	NORTHWESTERN	71-69	W
2/28/55	INDIANA	93-77	W
3/5/55	Michigan	83-68	W

YEAR-BY-YEAR RESULTS

1954-55 Roster

#	Name (Ht., Year, Pos.)	PPG
10	Robert Devenny (5-11, Sr., G)	10.7
11	Harry Lux (5-10, Jr., G)	0.3
12	Duane Franskoviak (5-11, Jr., G)	0.8
13	Duane Raspler (6-0, Jr., G)	0.0
14	Jim Raymond (5-11, Jr., G)	2.4
15	Julius McCoy (6-2, Jr., F)	16.7
20	Robert Armstrong (6-8, Sr., C)	8.3
21	Duane Olson (6-5, Jr., F)	0.8
22	Al Ferrari (6-2, Sr., F)	20.1
23	Walter Godfrey (6-1, Jr., G)	3.8
24	William Hillemeier (6-5, Jr., F)	---
25	James Harris (6-3, Sr., F)	3.4
30	George Ferguson (6-3, So., G)	8.0
31	Edwin Purchis (6-3, So., F)	---
32	William Werner (6-4, Jr., F)	0.0
33	Donald Corbitt (5-11, Sr., G)	0.0
34	Duane Peterson (6-6, Jr., C)	13.1
35	Pat Wilson (6-0, So., G)	4.5
---	Daniel Morrissey (6-3, Jr., F)	---
---	John O'Toole (5-11, So., G)	---

1955-56

(13-9 Overall; 7-7 - 5th Big Ten)

DATE	OPPONENT	MSU-OPP	W/L
12/13/55	SOUTHERN ILLINOIS	99-71	W
12/17/55	Pittsburgh	82-81	W
12/21/55	NOTRE DAME	84-78	W
12/23/55	WYOMING	72-62	W
12/29/55	*Maryland (16/-)	95-75	W
12/30/55	*George Wash. (16/12)	62-65	L
1/2/56	Illinois (16/9)	65-73	L
1/7/56	Iowa (20/-)	65-64	W
1/14/56	PURDUE	62-66	L
1/16/56	Indiana (-/12)	70-79	L
1/21/56	MINNESOTA	80-69	W
1/28/56	OHIO STATE	94-91	W
2/1/56	Detroit	85-78	W
2/6/56	MICHIGAN	86-76	W
2/8/56	Marquette	81-90	L
2/13/56	Minnesota	73-77	L
2/18/56	Illinois (-/3)	76-96	L
2/20/56	NORTHWESTERN	96-93	W
2/25/56	Purdue	56-63	L
2/27/56	WISCONSIN	89-82	W
3/3/56	Ohio State	84-96	L
3/5/56	Michigan	76-75	W

* Maryland Tournament (College Park, Md. - 2nd Place)

1955-56 Roster

#	Name (Ht., Year, Pos.)	PPG
10	Jim Raymond (5-11, Jr., G)	---
11	Harry Lux (5-10, Jr., G)	2.8
12	Duane Franskoviak (5-11, Sr., G)	0.8
13	Rolph Anderson (6-2, So., F)	---
14	Duane Olson (6-5, Sr., F)	---
15	Julius McCoy (6-2, Sr., F)	27.2
20	Al Rosenberg (6-3, So., G)	6.2
21	Jack Quiggle (6-3, So., F/G)	7.3
22	Leon Fox (6-0, So., F/G)	---
23	Walt Godfrey (6-1, Sr., G)	9.2
24	William Hillemeier (6-5, Sr., F)	---
25	Dave Raspler (6-0, Sr., G)	---
30	George Ferguson (6-3, Jr., F)	7.5
31	Charles Bencie (6-6, So., F/C)	1.0
32	Max Gonzenbach (6-8, So., C)	2.5
33	Larry Hedden (6-5, So., F)	7.8
34	Duane Peterson (6-6, Sr., C)	9.8
35	Pat Wilson (6-0, Jr., G)	6.1
---	Joe Reading (6-5, So., F/C)	---

1956-57

NCAA FINAL FOUR

BIG TEN CHAMPIONS

#11 AP/#7 UPI

(16-10 Overall; 10-4 - T-1st Big Ten)

DATE	OPPONENT	MSU-OPP	W/L
12/1/56	IOWA STATE	53-60	L
12/8/56	BRIGHAM YOUNG	79-61	W
12/17/56	Butler	79-83	L
12/22/56	MARQUETTE	92-65	W
12/27/56	*Nebraska	79-65	W
12/28/56	*Colorado	87-90	L
12/29/56	*Oklahoma	76-74	W
1/5/57	PURDUE	71-72	L
1/7/57	MICHIGAN	69-70	L
1/15/57	Notre Dame	76-86	L
1/19/57	Ohio State (-/17)	51-70	L
1/26/57	Minnesota	72-59	W
1/28/57	OHIO STATE (-/12)	73-64	W
2/2/57	Northwestern	77-63	W
2/9/57	ILLINOIS (-/15)	70-64	W
2/11/57	Purdue (-/17)	68-66	W
2/16/57	IOWA	77-67	W
2/18/57	Illinois (-/16)	89-83	W
2/23/57	MINNESOTA	70-65	W
2/25/57	Wisconsin	78-62	W
3/2/57	INDIANA (-/10)	76-61	W
3/4/57	Michigan	72-81	L
3/15/57	**Notre Dame (11/17)	85-83	W
3/16/57	**Kentucky (11/3)	80-68	W
3/22/57	**UNC (11/1)	70-74	3ot L
3/23/57	***San Francisco (11/-)60-67	L	

* Big Seven Classic (Kansas City, Mo. - 3rd place)

** NCAA Tournament (Lexington, Ky.)

*** NCAA Final Four (Kansas City, Mo.)

1956-57 Roster

#	Name (Ht., Year, Pos.)	PPG
11	Harry Lux (5-10, Sr., G)	0.9
12	David Scott (6-2, So., G)	3.5
14	Jim Stouffer (6-0, So., G)	0.5
20	Tom Rand (6-2, So., G)	0.6
21	Jack Quiggle (6-3, Jr., F/G)	15.3
22	Joe Reading (6-5, Jr., F/C)	---
23	Robert Andereg (6-3, So., F)	8.5
24	John Green (6-5, So., C)	13.2
25	Larry Jennings (6-5, So., C)	0.0
30	George Ferguson (6-3, Sr., F)	13.1
31	Charles Bencie (6-6, Jr., F)	5.5
32	Gary Siegmeyer (6-5, So., C)	0.5
33	Larry Hedden (6-5, Jr., F)	14.3
34	Tom Markovich (6-3, So., F)	1.1
35	Pat Wilson (6-0, Sr., G)	4.2

1957-58

(16-6 Overall; 9-5 - 3rd Big Ten)

DATE	OPPONENT	MSU-OPP	W/L
12/2/57	BUTLER (7/-)	74-55	W
12/6/57	Detroit (7/-)	71-59	W
12/14/57	COLORADO (9/-)	84-44	W
12/21/57	NOTRE DAME (8/-)	79-72	W
12/23/57	Iowa State (8/-)	57-51	W
12/27/57	*UCLA (8/-)	63-61	W
12/28/57	*USC (8/-)	77-67	W
12/30/57	Washington (8/-)	69-71	L
1/4/58	Ohio State (8/-)	56-70	L
1/11/58	PURDUE (14/-)	84-75	W
1/18/58	Northwestern (18/-)	83-78	W
1/20/58	Wisconsin (18/-)	52-66	L
1/25/58	NORTHWESTERN (15/-)	74-60	W
1/31/58	MINNESOTA (15/-)	88-64	W
2/8/58	Indiana (15/-)	79-82	L
2/10/58	IOWA (15/-)	90-84	W

2/15/58	ILLINOIS (19/-)	69-56	W
2/17/58	Michigan (19/-)	79-69	W
2/22/58	WISCONSIN (12/-)	93-59	W
2/24/58	Purdue (12/-)	70-72	L
3/1/58	Iowa (15/-)	83-65	W
3/8/58	INDIANA (12/-)	72-75	L

* Holiday Tournament (Los Angeles, Calif.)

1957-58 Roster

#	Name (Ht., Year, Pos.)	PPG
10	Larry Fanning (6-0, So., G)	1.0
11	Ken Garrity (6-2, So., G)	---
12	David Scott (6-2, Jr., G)	5.8
13	Harry Turak (6-1, So., G)	0.0
14	Jim Stouffer (6-0, Jr., G)	1.7
15	Horace Walker (6-3, So., F)	3.8
20	Tom Rand (6-2, Jr., G)	3.4
21	Jack Quiggle (6-3, Jr., F)	11.5
22	Joe Reading (6-5, Sr., F)	1.2
23	Robert Andereg (6-3, Jr., F)	14.5
24	John Green (6-5, Jr., C)	18.0
25	Larry Jennings (6-5, Jr., F)	0.0
30	Lance Olson (6-4, So., F)	4.8
31	Charles Bencie (6-6, Sr., C)	1.6
32	John Young (6-1, So., G)	2.0
33	Larry Hedden (6-5, Sr., F)	16.1
34	Tom Markovich (6-3, Jr., F)	---
35	Max Gonzenbach (6-7, Jr., C)	1.1

1958-59

NCAA TOURNAMENT

BIG TEN CHAMPIONS

#7 AP/#3 UPI

(19-4 Overall; 12-2 - 1st Big Ten)

DATE	OPPONENT	MSU-OPP	W/L
12/6/58	DETROIT (15/-)	88-51	W
12/8/58	BUTLER (15/-)	72-46	W
12/17/58	Notre Dame (11/-)	74-56	W
12/20/58	NEBRASKA (11/-)	80-55	W
12/29/58	*Duke (9/-)	82-57	W
12/30/58	*North Carolina (7/4)	75-58	W
12/31/58	*N. Carolina St. (7/5)	61-70	L
1/3/59	INDIANA (7/-)	79-77	W
1/5/59	Iowa (7/-)	68-80	L
1/10/59	Illinois (5/20)	97-96	W
1/17/59	MSU Alumni	63-56	W
1/19/59	OHIO STATE (8/-)	92-77	W
1/24/59	Minnesota (8/-)	82-76	W
1/31/59	NORTHWESTERN (8/-)	81-72	W
2/2/59	Wisconsin (8/-)	88-57	W
2/7/59	Purdue (7/-)	81-85	L
2/14/59	MICHIGAN (12/-)	103-91	W
2/16/59	Northwestern (12/-)	71-68	W
2/21/59	PURDUE (9/20)	94-87	W
2/28/59	Indiana (8/-)	86-82	W
3/2/59	WISCONSIN (6/-)	93-73	W
3/7/59	IOWA (6/-)	84-74	W
3/13/59	**Marquette (7/20)	74-69	W
3/14/59	**Louisville (7/-)	81-88	L

* Dixie Classic (Raleigh, N.C. - 2nd place)

** NCAA Tournament (Raleigh, N.C.)

1958-59 Roster

#	Name (Ht., Year, Pos.)	PPG
12	Dave Fahs (5-9, So., G)	7.0
13	Harry Turak (6-1, Jr., G)	0.3
14	Jim Stouffer (6-0, Sr., G)	3.3
15	Horace Walker (6-3, Jr., F/C)	13.3
20	Tom Rand (6-2, Sr., G)	5.8
21	Dave Richey (5-9, So., G)	0.0
22	James Bechinski (6-2, So., F)	1.5
23	Robert Andereg (6-3, Sr., F)	19.5
24	John Green (6-5, Sr., C)	11.5
30	Lance Olson (6-4, Jr., F/G)	10.7
32	John Young (6-1, Jr., F)	0.0

YEAR-BY-YEAR RESULTS

33 Ted Wasson (6-3, So., F)	0.0
35 Art Gowens (6-2, So., F)	5.5

1959-60

(10-11 Overall; 5-9 - 8th Big Ten)

DATE	OPPONENT	MSU-OPP	W/L
12/3/59	BOWLING GREEN (11/-)	96-67	W
12/5/59	NOTRE DAME (11/-)	81-56	W
12/17/59	NEBRASKA (11/-)	82-80	W
12/19/59	Wyoming (11/-)	82-72	W
12/21/59	Brigham Young (11/-)	75-79	L
12/23/59	California (11/4)	60-71	L
12/28/59	Butler (11/-)	85-80	W
1/2/60	Wisconsin	91-79	W
1/9/60	MICHIGAN	89-58	W
1/11/60	Iowa	79-92	L
1/16/60	Illinois (-/14)	88-96	L
1/23/60	IOWA (-/15)	90-80	W
1/30/60	Ohio State (-/5)	79-111	L
2/1/60	MINNESOTA	84-63	W
2/6/60	PURDUE	65-68	L
2/8/60	ILLINOIS (-/19)	78-77	W
2/13/60	Minnesota	73-82	L
2/20/60	OHIO STATE (-/4)	83-84	L
2/22/60	Northwestern	69-71	L
2/27/60	Michigan	65-72	L
3/5/60	INDIANA (-/12)	80-86	L

1959-60 Roster

#	Name (Ht., Year., Pos.)	PPG
10	Larry Fanning (6-0, Sr., G)	0.0
12	Dave Fahs (5-9, Jr., G)	12.0
14	Dave Scott (6-2, Sr., G)	6.7
14	Dave Richy (5-9, Jr., F)	1.5
15	Horace Walker (6-3, Sr., F/C)	22.6
20	Bob Sparvero (6-2, Sr., F/C)	0.5
21	William Pauline (6-5, So., F)	---
22	James Bechinski (6-2, Jr., F/G)	2.9
24	Art Schwarm (6-1, So., G)	6.9
30	Lance Olson (6-4, Sr., F)	18.5
31	Tom Wilson (6-0, Jr., G)	1.8
32	John Young (6-1, Sr., F)	6.3
34	Art Brandstatter (6-1, So., G)	0.7
35	Art Gowens (6-2, Jr., F/C)	18.6
---	Roy Ferguson	2.0
---	Bill Golis	0.0

1960-61

(7-17 Overall; 3-11 - 9th Big Ten)

DATE	OPPONENT	MSU-OPP	W/L
12/3/60	BUTLER	77-71	W
12/5/60	Bowling Green	70-67	W
12/16/60	Kansas (-/16)	69-93	L
12/17/60	Kansas State (-/20)	82-104	L
12/22/60	IOWA STATE	92-81	W
12/28/60	*UCLA (-/16)	61-98	L
12/29/60	*Stanford	80-81	Zot
12/30/60	*Minnesota	77-83	L
1/7/61	WISCONSIN	71-74	L
1/9/61	Indiana	55-79	L
1/14/61	Iowa (-/6)	72-86	L
1/16/61	MICHIGAN	81-69	W
1/21/61	NORTHWESTERN	62-77	L
1/23/61	Minnesota	70-89	L
1/30/61	Illinois	92-93	L
2/4/61	Northern Michigan	71-79	L
2/5/61	NOTRE DAME	89-74	W
2/11/61	OHIO STATE (-/1)	62-83	L
2/13/61	Michigan	67-78	L
2/18/61	MINNESOTA	72-75	L
2/20/61	ILLINOIS	90-80	W
2/25/61	Purdue	74-85	L
3/4/61	Ohio State (-/1)	83-91	L
3/6/61	IOWA (-/6)	74-64	W

* Los Angeles Classic (Los Angeles, Calif. - 8th place)

1960-61 Roster

#	Name (Ht., Year., Pos.)	PPG
10	Chris Ferguson (5-10, So., G)	2.7
11	David Cox (6-3, So., F)	0.4
12	Dave Fahs (5-9, Sr., G)	13.8
14	Harold Brookens (6-0, So., G)	4.7
15	Jack Lamers (6-2, So., G)	10.6
20	Robert Sparvero (6-2, Jr., F)	0.3
21	Duane Kilbride (6-2, So., G)	2.7
23	Ron Sabo (6-6, So., C)	3.0
24	Art Schwarm (6-1, Jr., G)	15.1
30	Macgregor Hay (6-6, So., F/C)	0.5
32	Dick Hall (6-4, So., F)	16.2
33	Edward Williams (6-7, So., C)	10.0
35	Lonnie Sanders (6-2, So., F)	4.7

1961-62

(8-14 Overall; 3-11 - T-9th Big Ten)

DATE	OPPONENT	MSU-OPP	W/L
12/2/61	NORTHERN MICHIGAN	75-59	W
12/9/61	TULSA	90-70	W
12/16/61	NOTRE DAME	72-73	L
12/18/61	SOUTH CAROLINA	99-91	W
12/23/61	Butler	77-72	W
12/28/61	*Oregon	59-71	L
12/29/61	*Portland	74-60	W
12/30/61	*California	72-85	L
1/6/62	Indiana	71-76	L
1/8/62	WISCONSIN	78-83	L
1/13/62	ILLINOIS	65-66	L
1/15/62	PURDUE	74-89	L
1/20/62	Michigan	80-74	W
1/22/62	MINNESOTA	84-79	W
1/27/62	NORTHWESTERN	70-71	L
2/3/62	Purdue	64-86	L
2/10/62	Wisconsin	72-77	L
2/17/62	OHIO STATE (-/1)	72-80	L
2/19/62	Iowa	51-59	L
2/24/62	INDIANA	97-85	W
2/26/62	Northwestern	64-71	L
3/3/62	Minnesota	91-98	L

* Far West Classic (Portland, Ore. - 6th place)

1961-62 Roster

#	Name (Ht., Year., Pos.)	PPG
11	Dave Cox (6-3, Jr., F)	0.0
12	William Berry (6-2, So., F)	4.9
13	John Krusoe (6-4, So., F)	---
14	Bill Schwarz (6-3, So., G)	8.0
15	Jack Lamers (6-2, Jr., G)	7.0
20	Bob Sparvero (6-2, Sr., F)	0.6
21	Duane Kilbride (6-2, Jr., G)	2.5
22	Ron Divjak (6-5, So., F)	0.0
23	Dave Willauer (6-2, So., G)	0.0
24	Art Schwarm (6-1, Sr., G)	12.4
25	Gene Jewett (6-7, Jr., C)	---
30	Pete Gent (6-3, So., F)	14.1
31	Stan Chandler (6-5, So., C)	4.5
32	Dick Hall (6-4, Jr., F)	10.0
33	Edwards Williams (6-7, Jr., C)	6.2
34	Fred Thomann (6-9, So., C)	5.5
35	Lonnie Sanders (6-2, Jr., F)	10.9

1962-63

(4-16 Overall; 3-11 - 9th Big Ten)

DATE	OPPONENT	MSU-OPP	W/L
12/1/62	KANSAS STATE	56-66	L
12/4/62	Notre Dame	85-92	L
12/8/62	KANSAS	81-62	W
12/19/62	Wichita	69-80	L
12/21/62	Utah	79-88	L
12/22/62	Utah State	87-102	L
1/5/63	INDIANA	84-96	L

1/12/63	Wisconsin	75-68	W
1/19/63	NORTHWESTERN	80-68	W
1/21/63	IOWA	59-60	L
1/26/63	Minnesota	61-59	W
2/2/63	MICHIGAN	71-72	L
2/4/63	Purdue	81-103	L
2/9/63	Illinois (-/4)	86-91	L
2/16/63	MINNESOTA	70-75	L
2/18/63	Ohio State (-/8)	77-87	L
2/23/63	Indiana	94-113	L
3/2/63	WISCONSIN	89-92	ot L
3/4/63	PURDUE	93-94	L
3/9/63	Northwestern	83-100	L

1962-63 Roster

#	Name (Ht., Year., Pos.)	PPG
10	Jim Goulding (6-0, So., G)	0.4
11	John Shick (6-0, So., G)	---
12	William Berry (6-2, Jr., F)	9.6
14	Bill Schwarz (6-3, Jr., G)	7.8
15	Jack Lamers (6-2, Sr., G)	9.1
20	Tom Douglas (5-11, So., G)	1.6
21	Dan Floberg (6-4, So., F)	0.5
22	Ron Divjak (6-5, Jr., F/C)	3.6
23	Gary Lytle (6-4, So., F)	---
24	Mark Vander Jagt (6-6, So., F)	0.8
30	Pete Gent (6-3, Jr., F)	16.4
31	Marcus Sanders (6-2, So., F/G)	14.7
33	Edward Williams (6-7, Sr., C)	18.0
34	Fred Thomann (6-9, Jr., C)	5.8
35	Lonnie Sanders (6-2, Sr., F)	---

1963-64

(14-10 Overall; 8-6 - T-4th Big Ten)

DATE	OPPONENT	MSU-OPP	W/L
11/30/63	NORTHERN MICHIGAN	109-86	W
12/4/63	WESTERN MICHIGAN	101-100	W
12/7/63	BOWLING GREEN	104-81	W
12/14/63	Pennsylvania	87-75	W
12/18/63	Tulsa	88-89	L
12/20/63	*California	68-78	L
12/21/63	*Oklahoma	118-100	W
12/23/63	Brigham Young	90-95	L
12/28/63	Butler	76-65	W
1/4/64	Illinois	66-87	L
1/6/64	WISCONSIN	106-90	W
1/11/64	INDIANA	107-103	W
1/14/64	Minnesota	82-103	L
1/18/64	NOTRE DAME	80-95	L
1/25/64	MICHIGAN (-/2)	77-91	L
1/27/64	OHIO STATE	102-99	W
---	Michigan (-/2)	79-95	L
2/3/64	Purdue	98-101	L
0	2/8/64 Northwestern	86-93	L
2	2/15/64 IOWA	107-82	W
2	2/17/64 ILLINOIS	85-82	W
2	2/22/64 Iowa	107-89	W
2	2/29/64 NORTHWESTERN	107-97	W
3	3/7/64 Ohio State	81-80	W

* Sun Devil Classic (Tempe, Ariz. - 3rd place)

1963-64 Roster

#	Name (Ht., Year., Pos.)	PPG
10	John Shick (6-0, Jr., G)	0.3
11	James Kupper (6-0, So., G)	1.3
12	William Berry (6-3, Sr., F)	8.7
13	Wayne Brown (6-1, So., G)	0.0
14	William Schwarz (6-3, Sr., G)	9.9
15	Kenneth Curtis (6-2, So., G)	---
20	Tom Douglas (5-11, Jr., G)	1.3
21	Dan Floberg (6-4, Jr., G)	1.7
22	Robert Miller (6-5, So., F)	---
23	Mark Vander Jagt (6-6, Jr., F/C)	---
24	Stan Washington (6-3, So., G)	14.8
25	William Curtis (6-4, So., F)	4.3
30	Pete Gent (6-4, Sr., F)	21.0

YEAR-BY-YEAR RESULTS

31 Marcus Sanders (6-3, Jr., F)	14.4
32 Ron Welch (6-4, Jr., F)	---
33 Richard Holmes (6-4, So., F)	0.4
34 Fred Thomann (6-9, Sr., C)	15.5
35 William Noack (6-8, Jr., C)	3.8

1964-65

(5-18 Overall; 1-13 - 10th Big Ten)

DATE	OPPONENT	MSU-OPP	W/L
12/3/64	NORTHERN MICHIGAN	82-76	W
12/5/64	WESTERN MICHIGAN	89-80	W
12/8/64	Notre Dame	93-100	L
12/12/64	DRAKE	75-91	L
12/19/64	Butler	89-90	L
12/22/64	LOYOLA (LA.)	94-70	W
12/28/64	*Utah	96-98	L
12/29/64	*USC	69-100	L
12/30/64	*Washington	93-92	W
1/9/65	IOWA	78-85	L
1/16/65	Iowa	68-111	L
1/23/65	NORTHWESTERN	75-76	L
1/26/65	MICHIGAN (-/2)	98-103	ot L
1/30/65	Northwestern	75-77	L
2/6/65	MINNESOTA	79-88	L
2/8/65	Indiana (-/7)	94-112	L
2/13/65	Michigan (-/1)	83-98	L
2/20/65	ILLINOIS	94-113	L
2/22/65	Ohio State	90-101	L
2/27/65	Wisconsin	89-99	L
3/1/65	PURDUE	110-92	W
3/6/65	OHIO STATE	75-97	L
3/9/65	Illinois	89-121	L

* Los Angeles Classic (Los Angeles, Calif. - 7th place)

1964-65 Roster

#	Name (Ht., Year., Pos.)	PPG
10	John Shick (6-1, Sr., G)	3.8
11	James Kupper (6-0, Jr., G)	2.2
12	Joseph Johnson (6-4, So., F)	12.8
13	Edward (Ted) Crary (6-5, So., F)	8.7
15	Gary Spade (5-11, So., G)	---
20	Jerry McDevitt (6-2, So., G)	---
21	Robert Miller (6-5, Jr., G)	3.7
22	Ron Divjak (6-5, Sr., F/C)	0.2
23	Mark Vander Jagt (6-6, Sr., F/C)	3.2
24	Stan Washington (6-3, Jr., G/F)	21.3
25	William Curtis (6-4, Jr., F)	19.4
30	Robert Peterson (6-5, So., G)	1.2
31	Marcus Sanders (6-3, Sr., F/G)	18.5
32	Ron Welch (6-4, Sr., F/C)	0.0
33	Richard Holmes (6-4, Jr., F/C)	3.6
34	David Keeler (6-6, So., C)	3.0

JOHN BENINGTON

1965-69 * 54-38 (.587)

John Benington was known as much for his kindness as for helping return the Spartans to prominence. He starred at San Francisco under coach Pete Newell before following Newell to MSC to become one of his assistant coaches. He stayed in that position for seven years, then went to Drake for two seasons and St. Louis for seven before returning to East Lansing to become the Spartan head coach in 1965. In his first season, he led MSU to a second-place Big Ten finish. The next season, he led the Spartans to a shared Big Ten title. Benington's career was cut short when he died of a heart attack after jogging at Jenison Field House in the summer of 1969. He was just 47.



1965-66

(15-7 Overall; 10-4 - 2nd Big Ten)

DATE	OPPONENT	MSU-OPP	W/L
12/4/65	WESTERN MICH.	82-85	L
12/7/65	Bowling Green	84-59	W
12/9/65	BUTLER	75-56	W
12/11/65	Notre Dame	93-69	W
12/18/65	ST. JOSEPH (PA.) (-/2)	65-82	L
12/20/65	TULANE	80-61	W
12/22/65	Drake	61-50	W
12/27/65	*Hawaiian Marines	84-53	W
12/28/65	*Tulsa	67-78	L
12/30/65	*Hawaiian Army	97-69	W
1/8/66	MINNESOTA	85-65	W
1/10/66	Purdue	89-78	W
1/15/66	OHIO STATE	80-64	W
1/22/66	Iowa	76-90	L
1/24/66	PURDUE	92-74	W
1/29/66	Northwestern	77-68	W
2/5/66	WISCONSIN	79-65	W
2/12/66	Minnesota	71-81	L
2/19/66	Wisconsin	77-78	L
2/22/66	ILLINOIS	68-66	W
2/26/66	INDIANA	69-63	W
2/28/66	Ohio State	98-79	W
3/5/66	Indiana	76-86	L
3/7/66	MICHIGAN	86-77	W

* Rainbow Classic (Honolulu, Hawaii - 3rd place)

1965-66 Roster

#	Name (Ht., Year., Pos.)	PPG
11	John Gorman (5-11, Sr., G)	2.2
12	John Bailey (6-0, So., G)	8.1
13	Edward (Ted) Crary (6-5, Jr., F)	0.8
14	Gary Spade (5-11, So., G)	---
15	Steven Rymal (6-1, So., G)	8.3
21	James O'Brien (6-3, So., G)	0.7
22	Shannon Reading (6-1, Jr., G)	6.0
23	James Kupper (6-0, Sr., G)	1.3
24	Stan Washington (6-3, Sr., F)	18.0
25	William Curtis (6-4, Sr., F)	16.4
32	Jack Wynn (6-8, So., C)	1.0
33	Heywood Edwards (6-5, So., F)	1.7
35	Robert Miller (6-5, Sr., F)	1.3
41	Arthur Baylor (6-6, So., F/C)	4.5
42	Gerald Geistler (6-8, So., C)	0.8
43	Richard Holmes (6-4, Sr., F)	1.4

44David Keeler (6-8, Jr., F)	1.0
45Matthew Aitch (6-7, Jr., C)	13.8

1966-67

BIG TEN CHAMPIONS

(16-2 Overall; 10-4 - 1st Big Ten)

DATE	OPPONENT	MSU-OPP	W/L
12/1/66	WESTERN MICH.	77-55	W
12/3/66	MIAMI (OHIO)	63-51	W
12/5/66	SOUTH DAKOTA	81-54	W
12/10/66	WICHITA STATE	103-68	W
12/20/66	*Loyola (La.) (5/-)	70-74	L
12/21/66	*Tulane (5/-)	76-66	W
12/27/66	*Villanova (10/-)	63-66	L
12/28/66	*Bowling Green (10/-)	67-75	L
1/7/67	Illinois	76-74	W
1/14/67	IOWA	79-70	W
1/21/67	Michigan	59-81	L
1/28/67	WISCONSIN	68-61	W
2/1/67	Notre Dame	85-80	ot W
2/6/67	Indiana	77-82	L
2/11/67	Purdue	79-77	W
2/13/67	INDIANA	86-77	W
2/18/67	MINNESOTA	67-66	W
2/20/67	Ohio State	64-80	L
2/25/67	Wisconsin	64-68	L
2/27/67	OHIO STATE	74-63	W
3/4/67	PURDUE	75-71	W
3/6/67	Minnesota	67-59	W
3/11/67	NORTHWESTERN	79-66	W

* Sugar Bowl Tournament (New Orleans, La. - 3rd place)

* Quaker City Tournament (Philadelphia, Pa. - 7th place)

1966-67 Roster

#	Name (Ht., Year., Pos.)	PPG
11	John Gorman (5-11, Sr., G)	1.0
12	John Bailey (6-0, Jr., G)	8.0
13	Edward (Ted) Crary (6-5, Sr., F)	2.1
14	Richie Jordan (5-7, So., G)	2.2
15	Steven Rymal (6-1, Jr., G)	11.4
21	James O'Brien (6-3, Jr., G)	0.6
22	Richard Chappel (5-10, So., G)	0.0
23	Vernon Johnson (5-11, So., G)	1.5
24	John Holms (6-4, So., F)	4.2
31	Shannon Reading (6-0, Sr., G)	5.4
32	Jack Wynn (6-7, Jr., C)	---
33	Heywood Edwards (6-5, Jr., F)	7.4
34	Tom Lick (6-10, So., C)	0.7
35	Lee Lafayette (6-6, So., F)	14.8
41	Arthur Baylor (6-6, Jr., F)	5.1
42	Gerald Geistler (6-8, Jr., C)	1.0
44	David Keeler (6-6, Sr., F)	1.3
45	Matthew Aitch (6-7, Sr., C)	16.3

1967-68

(12-12 Overall; 6-8 - T-6th Big Ten)

DATE	OPPONENT	MSU-OPP	W/L
12/1/67	CAL STATE FULLERTON	80-49	W
12/12/67	Western Michigan	78-67	W
12/14/67	Butler	55-65	L
12/16/67	HARDIN-SIMMONS	95-76	W
12/20/67	NEBRASKA	74-70	W
12/23/67	Wichita	80-90	L
12/29/67	*Vanderbilt (-/9)	63-73	L
12/30/67	*Memphis State	57-73	L
1/6/68	Illinois	56-66	L
1/13/68	Michigan	86-81	W
1/16/68	Wisconsin	68-70	L
1/20/68	NORTHWESTERN	75-62	W
1/23/68	IOWA	71-76	L
1/27/68	Southern Illinois	68-56	W
1/30/68	NOTRE DAME	89-68	W



YEAR-BY-YEAR RESULTS

2/3/68	MICHIGAN	82-77	W
2/10/68	Ohio State	62-90	L
2/17/68	Northwestern	61-69	L
2/20/68	INDIANA	75-70	W
2/24/68	WISCONSIN	87-77	W
2/27/68	Iowa	58-76	L
3/2/68	MINNESOTA	68-75	L
3/5/68	Purdue	75-93	L
3/9/68	ILLINOIS	62-59	W

* Sugar Bowl Tournament (New Orleans, La. - 4th place)

1967-68 Roster

#	Name (Ht., Year, Pos.)	PPG
11	Lloyd Ward (5-9, So., G)	2.3
12	John Bailey (6-0, Sr., G)	10.1
13	Thomas Steenken (6-1, So., G)	0.0
14	Richie Jordan (5-7, Jr., G)	3.0
15	Steven Rymal (6-1, Sr., G)	3.0
21	James O'Brien (6-3, Sr., G)	---
23	Vernon Johnson (5-11, Jr., G)	1.3
24	John Holms (6-4, Jr., F)	1.5
25	Robert Gale (6-5, So., F)	1.6
31	Harrison Stepter (6-2, Jr., G)	9.6
32	Steven Kirkpatrick (6-2, So., G)	1.2
33	Heywood Edwards (6-6, Sr., F/C)	9.7
34	Tom Lick (6-10, Jr., C)	3.8
35	Lee Lafayette (6-6, Jr., F)	16.8
41	James Gibbons (6-6, So., C)	6.3
42	Gerald Geistler (6-8, Sr., C)	0.5
44	Ron Binge (6-5, So., F)	2.0
45	Bernie Copeland (6-6, Jr., F/C)	7.7

1968-69

(11-12 Overall; 6-8 - T-5th Big Ten)

DATE	OPPONENT	MSU-OPP	W/L
12/3/68	S.W. LOUISIANA	90-84	W
12/6/68	WESTERN MICHIGAN	86-71	W
12/7/68	Toledo	81-80	W
12/13/68	BUTLER	70-60	W
12/14/68	#Western Kentucky	63-67	L
12/16/68	Nebraska	59-73	L
12/27/68	**St. John's	51-61	L
12/28/68	**Villanova (-/5)	66-75	L
1/4/69	NORTHWESTERN (-/19)	71-85	L
1/7/69	WISCONSIN	77-67	W
1/14/69	Iowa	76-77	L
1/18/69	Northwestern (-/17)	89-75	W
1/25/69	MICHIGAN	70-75	L
2/1/69	Indiana	76-79	L
2/8/69	Michigan	86-82	W
2/11/69	Notre Dame	71-59	W
2/15/69	ILLINOIS (-/8)	75-70	W
2/18/69	IOWA	78-60	W
2/22/69	Wisconsin	64-76	L
2/25/69	PURDUE (-/9)	72-74	L
3/1/69	OHIO STATE (-/14)	85-72	W
3/4/69	Illinois (-/20)	57-71	L
3/8/69	Minnesota	65-78	L

** played in Chicago

**ECAC Holiday Festival (New York, N.Y. - 7th place)

1968-69 Roster

#	Name (Ht., Year, Pos.)	PPG
11	Lloyd Ward (5-10, Jr., G)	4.3
12	Tim Bograkovs (6-1, So., G)	5.7
14	Eddie Humphrey (6-2, So., G)	0.0
15	Steve Sizemore (6-2, So., F)	0.0
21	Rudy Benjamin (6-3, So., G)	7.7
24	John Holms (6-4, Sr., F)	3.1
25	Robert Gale (6-5, Jr., F)	3.1
31	Harrison Stepter (6-3, Sr., G)	9.1
32	Steve Kirkpatrick (6-2, Jr., G)	1.2
33	Paul Dean (6-1, So., G)	1.6
34	Tom Lick (6-10, Sr., C)	3.7
35	Lee Lafayette (6-6, Sr., C)	18.7

41 James Gibbons (6-6, Jr., F)	10.7
44 Ron Binge (6-5, Jr., F)	1.3
45 Bernie Copeland (6-6, Sr., F)	10.2

GUS GANAKAS

1969-76 * 89-84 (.514)



A Mount Morris, N.Y., native, Gus Ganakas has been a Spartan since 1946 when he came to MSC as a student. After earning two degrees from MSC, he went on to coach at East Lansing H.S. before returning to Michigan State as an assistant coach in 1966 under coach John Benington. After Benington passed away in 1969, Ganakas was appointed head coach. His most successful seasons were in 1973-74 with a fourth-place Big Ten finish and 1974-75 with a 17-9 overall record, the second-highest victory total at the time. His coaching career came to an end in 1976, but he continued to be a part of the Michigan State Athletics Department, serving as an assistant A.D. and then as an aide to coach Tom Izzo. This season, Ganakas is in his 30th-straight season as a color commentator on MSU basketball radio broadcasts. Ganakas was also responsible for organizing the 1999 MSU Basketball Centennial Celebration.

1969-70

(9-15 Overall; 5-9 - T-6th Big Ten)

DATE	OPPONENT	MSU-OPP	W/L
12/1/69	EASTERN KENTUCKY	89-85	W
12/6/69	TOLEDO	80-82	L
12/13/69	Western Michigan	86-71	W
12/17/69	Butler	60-81	L
12/19/69	*Bradley	89-87	W
12/20/69	*Utah	85-105	L
12/27/69	**Oregon	82-87	L
12/29/69	**Illinois (-/15)	77-86	L
12/30/69	**Temple	51-90	L
1/3/70	Indiana	85-84	W
1/10/70	NORTHWESTERN	98-93	W
1/17/70	Minnesota	78-85	L
1/20/70	NOTRE DAME (-/20)	85-82	W
1/24/70	MICHIGAN	88-91	L
1/31/70	MINNESOTA	87-92	L
2/3/70	Purdue	86-105	L
2/7/70	Wisconsin	79-89	L
2/10/70	OHIO STATE	66-89	L
2/14/70	Iowa (-/14)	77-103	L
2/21/70	INDIANA	78-66	W
2/24/70	ILLINOIS	67-74	L
2/28/70	Ohio State	82-80	W
3/3/70	PURDUE	98-101	L
3/7/70	Illinois	81-76	W

1969-70 Roster

#	Name (Ht., Year, Pos.)	PPG
11	Lloyd Ward (5-11, Sr., G)	7.3
12	Tim Bograkovs (6-1, Jr., G)	3.1
13	Gary Przybylo (6-1, So., G)	---
15	Ralph Simpson (6-4, So., F)	29.0
21	Rudy Benjamin (6-3, Jr., G)	12.5

24 Ronald Gutkowski (6-5, So., F)	8.8
25 Robert Gale (6-5, Sr., F)	2.2
31 Eddie Humphrey (6-2, Jr., G)	1.2
32 Steve Kirkpatrick (6-2, Sr., G)	0.6
33 Paul Dean (6-1, Jr., G)	1.3
35 Pat Miller (6-2, So., F)	7.8
41 James Gibbons (6-6, Sr., C)	10.2
42 Craig Larsen (6-9, So., C)	0.1
44 Ron Binge (6-5, Sr., F)	0.0
45 William Cohrs (6-6, So., C)	0.7

1970-71

(10-14 Overall; 4-10 - T-7th Big Ten)

DATE	OPPONENT	MSU-OPP	W/L
12/1/70	NORTHERN ILLINOIS	75-76	L
12/5/70	Toledo	72-62	W
12/14/70	WESTERN MICHIGAN	97-85	W
12/17/70	BUTLER	99-75	W
12/18/70	*New Mexico	73-69	W
12/19/70	*Rutgers	81-71	W
12/22/70	CENTRAL MICHIGAN	85-74	W
12/29/70	**USC (-/4)	63-88	L
12/30/70	**Tennessee (-/10)	70-81	L
1/9/71	Illinois	61-89	L
1/12/71	IOWA	84-81	W
1/16/71	ILLINOIS	67-69	L
1/26/71	Notre Dame (-/7)	80-104	L
1/30/71	Ohio State	82-70	W
2/6/71	OHIO STATE	76-87	L
2/9/71	INDIANA	70-71	L
2/13/71	Minnesota	86-97	L
2/16/71	Indiana	76-90	L
2/20/71	WISCONSIN	97-78	W
2/27/71	Purdue	70-100	L
3/2/71	PURDUE	60-65	L
3/6/71	Michigan	63-88	L
3/8/71	MINNESOTA	73-71	W
3/13/71	Northwestern	67-85	L

* Lobo Invitational (Albuquerque, N.M. - 1st place)

** Trojan Invitational (Los Angeles, Calif. - 4th place)

1970-71 Roster

#	Name (Ht., Year, Pos.)	PPG
10	Brad VanPelt (6-5, So., F)	4.5
11	Gary Ganakas (5-5, So., G)	2.1
13	Gary Przybylo (6-0, Jr., G)	0.3
14	Johnnie Brown (6-1, Jr., G)	0.6
21	Rudy Benjamin (6-2, Sr., G)	21.2
22	Bill Kilgore (6-7, So., C)	14.2
24	Ron Gutkowski (6-6, Jr., F)	7.3
25	Larry Ike (6-3, So., F)	0.6
31	Eddie Humphrey (6-2, Sr., G)	2.0
32	Jeff VanderLende (6-7, So., F)	3.2
33	Paul Dean (6-1, Sr., G)	4.3
35	Pat Miller (6-2, Jr., G/F)	11.3
42	Brian Breslin (6-5, So., F)	7.7
43	Jim Shereda (6-7, So., C)	1.3
45	William Cohrs (6-6, Jr., C/F)	1.3

1971-72

(13-11 Overall; 6-8 - T-5th Big Ten)

DATE	OPPONENT	MSU-OPP	W/L
12/1/71	Missouri	67-77	L
12/4/71	SOUTH ALABAMA	87-72	W
12/11/71	WESTERN MICHIGAN	66-65	W
12/13/71	Kentucky (-/7)	91-85	W
12/17/71	*Colorado State	67-63	W
12/18/71	*Tennessee	61-85	L
12/20/71	Butler	77-71	W
12/27/71	**Texas A&M	67-65	W
12/28/71	**Houston	73-106	L
1/8/72	Michigan	75-83	L
1/11/72	WISCONSIN	83-76	W

YEAR-BY-YEAR RESULTS

1/18/72	Northwestern	69-76	ot	L
1/22/72	MINNESOTA (-/17)	57-67	L	
1/29/72	INDIANA	83-73	W	
2/1/72	NOTRE DAME	98-74	W	
2/5/72	Indiana	69-83	L	
2/8/72	ILLINOIS	89-79	W	
2/12/72	Iowa	100-91	W	
2/19/72	Purdue	68-92	L	
2/26/72	IOWA	98-102	L	
2/29/72	Wisconsin	74-101	L	
3/4/72	MICHIGAN (-/16)	96-92	W	
3/7/72	Ohio State	73-92	L	
3/11/72	NORTHWESTERN	57-54	W	

* Volunteer Classic (Knoxville, Tenn. - 2nd place)
 ** Bluebonnet Classic (Houston, Texas - 2nd place)

1971-72 Roster

#	Name (Ht., Year., Pos.)	PPG
10	Brad VanPelt (6-5, Jr., F)	1.2
11	Gary Ganakas (5-5, Jr., G)	4.8
15	John Benington (6-1, Jr., G)	0.4
21	Terry Fagan (5-11, So., G)	0.4
22	Bill Kilgore (6-7, Jr., C)	14.8
24	Ron Gurtkowski (6-6, Sr., F)	3.3
25	Billy Joe DuPree (6-4, Sr., F)	1.0
31	Mike Robinson (5-11, So., G)	24.7
32	Jeff VanderLende (6-7, Jr., C)	---
34	Tyrene Lewis (6-1, So., F/G)	2.7
35	Pat Miller (6-2, Sr., F/G)	9.2
41	Allen Smith (6-7, Jr., F)	9.0
42	Brian Breslin (6-5, Jr., F)	7.9
44	Mike Ridley (6-4, So., F)	1.5
45	William Cohrs (6-6, Sr., C)	0.4

1972-73

(13-11 Overall: 6-8 - T-6th Big Ten)

DATE	OPPONENT	MSU-OPP	W/L
11/28/72	TOLEDO	98-96	W
12/2/72	KENTUCKY (-/8)	66-75	L
12/9/72	South Carolina	64-83	L
12/16/72	Western Michigan	76-73	W
12/19/72	CENTRAL MICHIGAN	96-74	W
12/29/72	*Rochester	103-61	W
12/30/72	*Arizona State	83-74	W
1/2/73	**Mississippi State	90-82	W
1/3/73	**South Alabama	86-78	W
1/6/73	NORTHWESTERN	90-77	W
1/13/73	MICHIGAN	71-78	L
1/15/73	Iowa	76-74	W
1/20/73	Wisconsin	80-93	L
1/22/73	INDIANA (-/16)	89-97	L
1/27/73	Minnesota (-/8)	77-93	L
2/3/73	IOWA	94-89	W
2/7/73	Notre Dame	72-85	L
2/10/73	Michigan	81-97	L
2/17/73	PURDUE	84-88	L
2/19/73	Indiana (-/11)	65-75	L
2/24/73	Illinois	71-81	L
2/26/73	OHIO STATE	87-83	W
3/3/73	Northwestern	86-72	W
3/10/73	WISCONSIN	79-78	ot W

* Kodak Classic (Rochester, N.Y. - 1st place)
 ** Senior Bowl Classic (Mobile, Ala. - 1st place)

1972-73 Roster

#	Name (Ht., Year., Pos.)	PPG
10	Brad VanPelt (6-5, Sr., F/C)	1.0
11	Gary Ganakas (5-5, Sr., G)	4.6
12	William Glover (6-2, So., G)	2.8
22	Bill Kilgore (6-7, Sr., C)	16.7
23	Benny White (6-8, Jr., G)	1.3
24	Cedric Milton (6-8, Fr., C)	1.8
25	Terry Furlow (6-3, Fr., F)	5.7
31	Mike Robinson (5-11, Jr., G)	25.3

32	Peter Davis (6-1, So., G)	3.3
34	Joe Shackleton (6-2, So., F)	1.1
41	Thomas McGill (6-4, So., F)	1.0
44	Allen Smith (6-5, So., F)	11.7
45	Lindsay Hairston (6-7, So., F/C)	11.5
--	Steve Borenstein (5-10, So., G)	2.0
--	Terry Fagan (5-9, Jr., G)	---
--	Dave Jackson (6-3, Fr., F)	---
--	Jim Shereda (6-8, Sr., C)	---

1973-74

(13-11 Overall: 8-6 - T-4th Big Ten)

DATE	OPPONENT	MSU-OPP	W/L
12/1/73	Central Michigan	78-70	W
12/8/73	SOUTH CAROLINA	63-74	L
12/10/73	EASTERN MICHIGAN	91-69	W
12/12/73	NORTHERN MICHIGAN	91-63	W
12/15/73	WESTERN MICHIGAN	85-76	W
12/18/73	Toledo	51-79	L
12/22/73	Detroit	71-73 ot	L
12/28/73	*Boston College	81-94	L
12/29/73	*Holy Cross	97-85	W
1/5/74	Purdue	75-77	L
1/12/74	OHIO STATE	83-75	W
1/14/74	Illinois	90-82	W
1/19/74	Michigan (-/14)	82-84	L
1/21/74	IOWA	95-86	W
1/26/74	Minnesota	67-66	W
1/28/74	ILLINOIS	93-82	W
2/2/74	PURDUE	76-74	W
2/4/74	NOTRE DAME (-/3)	89-91	L
2/11/74	Ohio State	75-67 ot	W
2/16/74	MINNESOTA	50-56	L
2/23/74	NORTHWESTERN	73-70	W
2/25/74	Indiana (-/10)	85-91	L
3/2/74	Wisconsin	80-87	L
3/9/74	MICHIGAN (-/16)	87-103	L

* Maryland Tournament (College Park, Md. - 2nd Place)

1973-74 Roster

#	Name (Ht., Year., Pos.)	PPG
12	William Glover (6-2, Jr., G)	7.0
15	Steve Borenstein (5-10, Jr., G)	---
21	David Cross (6-5, Jr., F)	---
22	Lovelle Rivers (6-5, Jr., F)	0.2
23	Benny White (5-8, So., G)	2.4
24	Cedric Milton (6-9, So., C)	4.7
25	Terry Furlow (6-4, So., F)	14.1
31	Mike Robinson (5-11, Sr., G)	22.4
32	Peter Davis (6-1, Jr., G)	5.4
33	Edgar Wilson (6-4, Fr., F)	2.7
34	Joe Shackleton (6-2, Jr., F)	0.3
41	Thomas McGill (6-4, Jr., F)	4.5
42	Brian Breslin (6-5, Sr., F)	4.4
44	Robert Chapman (6-2, Fr., F)	---
45	Lindsay Hairston (6-7, Jr., F/C)	16.5
--	Wayne Butler (6-5, Fr., F)	---
--	Dave Jackson (6-4, So., F)	---
--	Jim Shereda (6-8, Sr., C)	---
--	Kevin Vandenbussche (6-4, Fr., G/F)	---

1974-75

(17-9 Overall: 10-8 - 5th Big Ten)

DATE	OPPONENT	MSU-OPP	W/L
12/2/74	CENTRAL MICHIGAN	82-78	W
12/7/74	EASTERN MICHIGAN	92-60	W
12/14/74	WESTERN MICHIGAN	62-59	W
12/16/74	Northern Michigan	91-59	W
12/20/74	*San Francisco	86-78	W
12/21/74	*Long Beach State	62-74	L
12/23/74	Detroit	72-69	W
1/2/75	Purdue (-/18)	86-93	L

1/4/75	INDIANA (-/2)	55-107	L
1/6/75	OHIO STATE	88-84	W
1/11/75	MICHIGAN (-/11)	86-78	W
1/18/75	Minnesota (-/16)	71-82	L
1/20/75	Iowa	79-83	L
1/25/75	WISCONSIN	105-87	W
1/27/75	NORTHWESTERN	54-50	W
2/1/75	Illinois	75-60	W
2/3/75	Ohio State	101-83	W
2/5/75	Notre Dame (-/16)	76-73	W
2/8/75	Michigan	84-96	L
2/15/75	MINNESOTA	86-81	OT W
2/17/75	IOWA	90-78	W
2/22/75	Wisconsin	96-103	L
2/24/75	Northwestern	66-67	L
3/1/75	ILLINOIS	96-82	W
3/3/75	PURDUE	84-82	W
3/8/75	Indiana (-/1)	79-94	L

* Cable Car Classic (San Francisco, Calif. - 2nd place)

1974-75 Roster

#	Name (Ht., Year., Pos.)	PPG
12	William Glover (6-2, Sr., G)	12.0
22	Lovelle Rivers (6-5, Sr., F)	0.8
23	Benny White (5-9, Jr., G)	6.8
24	Cedric Milton (6-9, Jr., F/C)	2.3
25	Terry Furlow (6-5, Jr., F)	20.4
32	Peter Davis (6-1, Sr., G)	8.9
33	Edgar Wilson (6-5, So., F)	3.4
41	Thomas McGill (6-4, Sr., F)	1.4
42	James Dudley (6-5, Fr., F)	0.9
44	Robert Chapman (6-2, So., F/G)	4.4
45	Lindsay Hairston (6-7, Sr., C)	19.3
52	Jeffrey Tropf (6-7, Fr., C)	5.1

1975-76

(14-13 Overall: 10-8 - 4th Big Ten)

DATE	OPPONENT	MSU-OPP	W/L
12/1/75	CENTRAL MICHIGAN	69-61	W
12/6/75	Eastern Michigan	79-85	L
12/8/75	CANISIUS	83-68	W
12/13/75	Western Michigan	68-78	L
12/16/75	NORTHERN MICHIGAN	81-65	W
12/20/75	N. Carolina St. (-/9)	75-95	L
12/22/75	Detroit	82-85	L
12/29/75	*Southern Miss.	89-77	W
12/30/75	*VCU	75-80	L
1/3/76	Wisconsin	63-70	L
1/5/76	Iowa	105-88	W
1/8/76	Northwestern	89-105	L
1/10/76	OHIO STATE	92-82	W
1/12/76	INDIANA (-/1)	57-69	L
1/17/76	Michigan (-/16)	63-66	L
1/24/76	Illinois	74-63	W
1/26/76	Purdue	66-65	W
1/31/76	MINNESOTA	76-63	W
2/2/76	NORTHWESTERN	91-71	W
2/7/76	Ohio State	83-82	ot W
2/9/76	Indiana (-/1)	70-85	L
2/14/76	MICHIGAN (-/16)	64-81	L
2/21/76	ILLINOIS	69-59	W
2/23/76	PURDUE	89-76	W
2/28/76	Minnesota	61-71	L
3/1/76	Iowa	93-88	W
3/6/76	WISCONSIN	82-86	L
*VCU Invitational (Richmond, Va. - 2nd place)			

*VCU Invitational (Richmond, Va. - 2nd place)

1975-76 Roster

#	Name (Ht., Year., Pos.)	PPG
12	Milt Wiley (5-11, Fr., G)	1.6
15	Kevin Vandenbussche (6-4, Jr., G)	0.2
21	Paul Stoll (6-2, Jr., F/G)	0.0
22	Lovelle Rivers (6-5, Sr., C)	1.3
23	Benny White (5-9, Sr., G)	6.3

YEAR-BY-YEAR RESULTS

24 Cedric Milton (6-9, Sr., C)	6.5
25 Terry Furlow (6-5, Sr., F)	29.4
32 Greg Kelsner (6-6, Fr., F)	11.7
33 Edgar Wilson (6-5, Jr., F/G)	7.7
34 Ricky Nash (6-4, So., F)	0.9
41 Dan Riewald (6-5, Jr., F)	1.5
42 Tanya Webb (6-8, Fr., F/C)	1.5
44 Robert Chapman (6-2, Jr., G)	14.6
45 David Jordan (6-5, So., F)	---
52 Patrick Holeywinski (6-10, Sr., C)	0.6

JUD

HEATHCOTE

1976-95
340-220 (607)Jud Heathcote ar-
rived at MSU in 1976

as an unknown from the west coast and left in 1995 as one of the most respected and admired coaches in all of college basketball. Heathcote came to MSU from Montana, where he had a career record of 80-53 with two Big Sky Championships. It took him just two seasons to return the Spartan program to greatness. In 1977-78, his team finished with a 25-5 overall record and won the Big Ten title. A year later, his 1978-79 squad captured the first NCAA National Championship in school history along with a Big Ten title. He also had the honor of coaching one of the top duos in Spartan history: Magic Johnson and Greg Kelsner. Heathcote's teams remained in the top half of the Big Ten for most of the 1980s, before returning to the top spot in 1990. He remained strong to the end of his career, finishing second in the Big Ten in his final season. After 19 seasons, he retired in 1995 with a MSU career mark of 340-220, including three Big Ten Titles and one National Championship. In 2001, Heathcote was honored by the National Association of Basketball Coaches with the Golden Anniversary Award for 50 years of service to college basketball. He is also a 2001 inductee to the MSU Athletics Hall of Fame.

1976-77

(12-15 Overall; 9-9 - 5th Big Ten)

DATE	OPPONENT	MSU-OPP	W/L
11/29/76	Central Michigan	76-81	L
12/4/76	WESTERN MICHIGAN	73-74	L
12/6/76	NORTH CAROLINA (-/9)	58-81	L
12/11/76	EASTERN MICHIGAN	54-52 ot	W
12/15/76	DETROIT	94-99	L
12/18/76	Canisius	82-59	W
12/20/76	NORTH CAROLINA ST.	78-60	W
12/29/76	*Holy Cross	61-70	L
12/30/76	*Jacksonville	63-65	L
1/6/77	WISCONSIN	84-61	W
1/8/77	NORTHWESTERN	68-70	L
1/15/77	MICHIGAN (-/6)	70-83	L
1/17/77	Indiana	61-60	W
1/20/77	ILLINOIS	67-58	W
1/22/77	PURDUE (-/19)	70-76	L
1/24/77	Minnesota (-/11)	70-75	W
1/27/77	Northwestern	58-66	L

1/29/77	Wisconsin	83-87	3ot	L
2/5/77	INDIANA	79-81		L
2/7/77	Iowa	79-87		L
2/12/77	Ohio State	71-57		W
2/17/77	MINNESOTA (-/12)	77-99	W(F)	
2/19/77	IOWA	81-79		W
2/26/77	Michigan (-/3)	65-69	ot	L
2/28/77	OHIO STATE	80-79		W
3/3/77	Purdue	69-78		L
3/5/77	Illinois	62-61		W

* Gator Bowl Tourn. (Jacksonville, Fla. - 4th place)

* Gator Bowl Tourn. (Jacksonville, Fla. - 4th place)

1976-77 Roster

#	Name (Ht., Year., Pos.)	PPG
12	Terry Donnelly (6-2, Fr., G)	7.9
15	Ron Charles (6-7, Fr., F)	2.5
21	Donald Flowers (6-1, Jr., G)	0.0
22	Nate Phillips (6-4, Jr., F/G)	0.7
23	Kevin Vandenburg (6-4, Sr., G)	0.4
24	Herbert Drayton (6-1, Jr., G)	0.3
25	Alfred Brown (6-6, So., F)	1.3
32	Greg Kelsner (6-7, So., F)	21.7
33	Edgar Wilson (6-5, Sr., F)	9.2
34	Ricky Nash (6-4, Jr., F)	0.0
41	Dan Riewald (6-5, Sr., F)	0.2
42	Tanya Webb (6-7, So., C)	0.3
44	Robert Chapman (6-2, Sr., G)	19.6
45	James Coutre (6-9, Jr., C)	5.9
52	Les DeYoung (6-9, Jr., C)	---
---	Mike Longaker (6-1, Fr., G)	0.2

1977-78

NCAA TOURNAMENT
BIG TEN CHAMPIONS

#4 AP/#5 UPI

(25-5 Overall; 15-3 - 1st Big Ten)

DATE	OPPONENT	MSU-OPP	W/L
11/28/77	CENTRAL MICHIGAN	68-61	W
12/2/77	*Rhode Island	92-64	W
12/3/77	*Syracuse (-/12)	67-75	L
12/8/77	WICHITA STATE	84-57	W
12/10/77	WESTERN MICHIGAN	79-57	W
12/19/77	MIDDLE TENN. STATE	72-51	W
12/21/77	Detroit (-/15)	103-74	W
12/29/77	**SMU	95-69	W
12/30/77	**New Hampshire	102-65	W
1/5/78	MINNESOTA (18/-)	87-83	W
1/7/78	WISCONSIN (18/-)	74-63	W
1/12/78	Illinois (12/-)	82-70	W
1/14/78	Northwestern (12/-)	67-63	W
1/19/78	PURDUE (10/-)	60-51	W
1/21/78	IOWA (10/-)	68-58	W
1/28/78	Ohio State (7/-)	70-60	W
1/30/78	Indiana (7/-)	66-71	L
2/2/78	MICHIGAN (7/-)	63-65	L
2/4/78	INDIANA (7/-)	68-59	W
2/9/78	Iowa (10/-)	71-70	W
2/11/78	Michigan (10/-)	73-62	W
2/16/78	Purdue (10/-)	80-99	L
2/18/78	OHIO STATE (10/-)	79-74	W
2/23/78	NORTHWESTERN (10/-)	66-56	W
2/25/78	ILLINOIS (10/-)	89-67	W
3/2/78	Wisconsin (9/-)	89-75	W
3/4/78	Minnesota (9/-)	71-70	W
3/11/78	*Providence (6/-)	77-63	W
3/16/78	%Western Ky. (4/-)	90-69	W
3/18/78	%Kentucky (4/1)	49-52	L

* Carrier Classic (Syracuse, N.Y. - 2nd place)

** Old Dominion Classic (Norfolk, Va. - 1st place)

% NCAA Tournament (Indianapolis, Ind.)

% NCAA Tournament (Dayton, Ohio)

1977-78 Roster

#	Name (Ht., Year., Pos.)	PPG
11	Terry Donnelly (6-2, So., G)	6.0
12	Mike Brkovich (6-4, Fr., G/F)	2.3
15	Ron Charles (6-7, So., F)	6.3
21	Donald Flowers (6-2, Sr., G)	1.0
22	Nate Phillips (6-4, Sr., G)	0.0
23	Mike Longaker (6-1, So., G)	0.0
24	Len Williams (6-0, So., G)	2.2
25	Alfred Brown (6-6, Sr., F)	1.4
31	Jay Vincent (6-8, Fr., C)	11.3
32	Greg Kelsner (6-7, Jr., F)	17.7
33	Earvin Johnson (6-8, Sr., F)	17.0
41	Dan Riewald (6-5, Sr., G)	0.5
42	Rick Kaye (6-7, Fr., F)	0.0
43	Sten Feldreich (7-0, Fr., C)	1.6
44	Robert Chapman (6-2, Sr., G)	12.3
45	James Couture (6-9, Sr., C)	1.8

1978-79

NATIONAL CHAMPIONS
BIG TEN CHAMPIONS

#3 AP/#4 UPI

(26-6 Overall; 13-5 - T-1st Big Ten)

DATE	OPPONENT	MSU-OPP	W/L
11/27/78	CENTRAL MICH. (7/-)	71-54	W
12/9/78	CAL ST. FULLERTON (4/-)	92-89	W
12/13/78	Western Mich. (3/-)	109-69	W
12/16/78	North Carolina (3/13)	69-70	L
12/19/78	*Cincinnati (5/-)	63-52	W
12/28/78	*Washington St. (4/-)	98-52	W
12/29/78	*Oregon State (4/-)	65-57	W
12/30/78	*Indiana (4-)	74-57	W
1/4/79	WISCONSIN (1/-)	84-55	W
1/6/79	MINNESOTA (1/-)	69-62	W
1/11/79	Illinois (1/4)	55-57	L
1/13/79	Purdue (1/-)	50-52	L
1/18/79	INDIANA (6/-)	82-58	W
1/20/79	IOWA (6/-)	83-72 ot	W
1/25/79	Michigan (4/-)	48-49	L
1/27/79	Northwestern (4/-)	65-83	L
2/1/79	OHIO STATE (4/13)	84-79 ot	W
2/3/79	NORTHWESTERN (4/-)	61-50	W
2/4/79	KANSAS (4/-)	85-61	W
2/8/79	Iowa (10/15)	60-57	W
2/10/79	Ohio State (10/13)	73-57	W
2/15/79	Indiana (8/-)	59-47	W
2/17/79	MICHIGAN (8/-)	80-57	W
2/22/79	PURDUE (7/18)	73-67	W
2/24/79	ILLINOIS (7/-)	76-62	W
3/1/79	Minnesota (4/-)	76-63	W
3/3/79	Wisconsin (4/-)	81-83	L
3/11/79	*Lamar (4/-)	95-64	W
3/16/79	**Louisiana St. (3/7)	87-71	W
3/18/79	**Notre Dame (3/4)	80-68	W
3/24/79	%Pennsylvania (3/14)	101-67	W
3/26/79	%Indiana State (3/1)	75-64	W
* Far West Classic (Portland, Ore. - 1st place) at Portland at the Astoria-Silvaco Dome			
** NCAA Tournament (Murfreesboro, Tenn.)			
* NCAA Tournament (Indianapolis, Ind.)			
% NCAA Final Four (Salt Lake City, Utah)			
1978-79 Roster			
#	Name (Ht., Year., Pos.)	PPG	
10	Greg Lloyd (6-1, Jr., G)	1.4	
11	Terry Donnelly (6-2, Jr., G)	6.6	
12	Mike Brkovich (6-4, So., G)	7.0	
15	Ron Charles (6-7, Jr., F)	8.8	
21	Dn Brkovich (6-6, Fr., F)	0.6	
23	Mike Longaker (6-1, Jr., G)	1.4	
24	Jaimie Huffman (6-3, So., G)	0.3	

Far West Classic (Portland, Ore. - 1st place)

! played at Pontiac Silverdome

* NCAA Tournament (Memphis, Tenn.)

** NCAA Tournament (Indianapolis, Ind.)

% NCAA Final Four (Salt Lake City, Utah)

1978-79 Roster

#	Name (Ht., Year., Pos.)	PPG
10	Greg Lloyd (6-1, Jr., G)	1.4
11	Terry Donnelly (6-2, Jr., G)	6.6
12	Mike Brkovich (6-4, So., G)	7.0
15	Ron Charles (6-7, Jr., F)	8.8
21	Don Brkovich (6-6, Fr., F)	0.6
23	Mike Longaker (6-1, Jr., G)	1.4
24	Jaimie Huffman (6-3, So., G)	0.3

YEAR-BY-YEAR RESULTS

25 Gerald Busby (6-4, Fr., G)	2.3
31 Jay Vincent (6-8, So., C)	12.7
32 Greg Kelsner (6-7, Sr., F)	18.8
33 Earvin Johnson (6-8, So., G)	17.1
35 Rob Gonzalez (6-7, Fr., F)	1.3
42 Richard Kaye (6-7, So., F)	1.3
43 Gerald Gilkie (6-7, So., F)	0.6

1979-80

(12-15 Overall; 6-12 - 9th Big Ten)

DATE	OPPONENT	MSU-OPP	W/L
11/30/79	*Princeton	60-46	W
12/1/79	*St. John's (-/16)	73-88	L
12/6/79	LONG BEACH STATE	87-73	W
12/10/79	PORTLAND STATE	88-54	W
12/14/79	Wichita State	54-55	L
12/18/79	Central Michigan	95-76	W
12/20/79	Detroit	63-57	W
12/28/79	**Weber State	61-63	L
12/29/79	**Loyola Marymount	82-65	W
1/3/80	PURDUE (-/8)	73-74	L
1/5/80	MINNESOTA	80-93	L
1/10/80	Northwestern	61-65	L
1/12/80	Indiana (-/19)	64-72	L
1/17/80	WISCONSIN	62-61	W
1/19/80	IOWA (-/13)	75-67	W
1/24/80	Michigan	59-58	ot W
1/26/80	Illinois	65-74	L
1/31/80	OHIO STATE (-/6)	74-54	W
2/2/80	ILLINOIS	68-59	W
2/7/80	Iowa	39-44	ot L
2/9/80	Ohio State (-/13)	59-71	L
2/14/80	Wisconsin	66-80	L
2/16/80	MICHIGAN	82-74	W
2/21/80	INDIANA (-/19)	72-75	L
2/23/80	NORTHWESTERN	73-75	3ot L
2/28/80	Minnesota	73-87	L
3/1/80	Purdue (-/18)	73-91	L

* Lapchick Memorial Tour. (Jamaica, N.Y. - 2nd place)
 ** Las Vegas Holiday Classic (Las Vegas, Nev. - 3rd place)

1979-80 Roster

#	Name (Ht., Year., Pos.)	PPG
5	Kevin Smith (6-1, So., G)	8.4
11	Terry Donnelly (6-2, Sr., G)	8.8
12	Mike Brkovich (6-4, Jr., F/G)	8.8
15	Ron Charles (6-8, Sr., F)	14.5
21	Don Brkovich (6-6, So., F)	1.0
22	Bill Cawood (6-6, Fr., G)	0.5
23	Mike Longaker (6-2, Sr., G)	1.2
30	Kurt James (6-7, Jr., F)	1.5
31	Jay Vincent (6-8, Jr., C)	21.5
35	Rob Gonzalez (6-7, So., F)	2.3
41	Derek Perry (6-6, Fr., F)	2.4
42	Richard Kaye (6-6, Jr., F)	1.0
44	Herb Bostic (6-4, Fr., F)	1.1
52	Steve Bates (6-10, So., C)	0.7

1980-81

(13-14 Overall; 7-11 - 8th Big Ten)

DATE	OPPONENT	MSU-OPP	W/L
11/28/80	*WESTERN MICHIGAN	89-77	W
11/29/80	*CENTRAL MICHIGAN	66-89	L
12/4/80	Long Beach State	71-60	W
12/6/80	Cal State Fullerton	58-42	W
12/12/80	EASTERN MICHIGAN	73-63	W
12/16/80	Brigham Young (-/18)	50-82	L
12/19/80	**Utah State	70-74	L
12/20/80	**Providence	77-76	W
12/27/80	ST. JOSEPH	71-67	W
1/8/81	Indiana	43-55	L
1/10/81	Iowa (-/11)	57-65	L
1/15/81	MINNESOTA (-/20)	77-86	L

1/17/81	NORTHWESTERN	84-70	W
1/22/81	Wisconsin	62-63	L
1/24/81	Purdue	74-68	W
1/29/81	ILLINOIS	70-71	L
1/31/81	OHIO STATE	60-54	W
2/5/81	Michigan (-/14)	77-79	ot L
2/7/81	Ohio State	61-73	L
2/12/81	PURDUE	48-63	L
2/14/81	MICHIGAN (-/13)	70-66	W
2/19/81	WISCONSIN	74-65	W
2/21/81	Illinois (-/15)	62-82	L
2/26/81	Northwestern	74-61	W
2/28/81	Minnesota	89-92	2ot L
3/5/81	IOWA (-/8)	71-70	ot W
3/7/81	INDIANA (-/14)	48-69	L

* Spartan Cutlass Classic (2nd place)
 ** Industrial National Classic (Providence, R.I. - 3rd place)

1980-81 Roster

#	Name (Ht., Year., Pos.)	PPG
5	Kevin Smith (6-2, Jr., G)	13.5
10	Tim Gore (6-4, Fr., G)	1.1
12	Mike Brkovich (6-5, Sr., G)	8.2
15	Bob Fossum (5-9, Fr., G)	0.2
20	Ben Tower (6-8, Fr., F)	5.0
22	Bill Cawood (6-7, So., G)	0.8
23	Randy Morrison (6-2, Fr., G)	3.4
24	Richard Mudd (6-9, Fr., F)	0.0
30	Kurt James (6-7, Sr., F)	---
31	Jay Vincent (6-8, Sr., F/C)	22.6
41	Derek Perry (6-8, So., F)	7.5
42	Richard Kaye (6-6, Sr., F)	3.3
44	Herb Bostic (6-4, So., F/G)	2.4
45	Kevin Radelet (5-11, Jr., G)	0.2
45	George Cooper	2.7
52	Steve Bates (6-10, Jr., C)	0.6

1981-82

(12-16 Overall; 7-11 - T-7th Big Ten)

DATE	OPPONENT	MSU-OPP	W/L
12/27/81	*CENTRAL MICHIGAN	89-70	W
11/28/81	*WESTERN MICHIGAN	79-83	L
12/2/81	Detroit	65-62	ot W
12/5/81	Kansas	56-74	L
12/12/81	CINCINNATI	45-56	L
12/15/81	UW-GREEN BAY	49-48	ot W
12/19/81	MARSHALL	101-82	W
12/28/81	**North Carolina St.	46-67	L
12/29/81	**Cal St. Fullerton	51-50	ot W
12/30/81	**Hawaii	61-62	L
1/7/82	INDIANA	65-58	W
1/9/82	MINNESOTA (-/6)	58-64	L
1/14/82	Purdue	47-53	L
1/16/82	Illinois	51-55	L
1/21/82	Michigan	64-62	W
1/23/82	WISCONSIN	68-58	W
1/28/82	IOWA (-/6)	56-57	L
1/30/82	NORTHWESTERN	64-61	W
2/4/82	Ohio State	49-50	ot L
2/6/82	Northwestern	43-48	L
2/11/82	MICHIGAN	66-55	W
2/13/82	OHIO STATE	46-51	L
2/18/82	Iowa (-/7)	53-59	L
2/20/82	Wisconsin	60-65	W(F)
2/25/82	ILLINOIS	56-47	W
2/27/82	PURDUE	49-51	L
3/4/82	Minnesota (-/7)	51-54	L
3/6/82	Indiana	58-74	L

* Spartan Cutlass Classic (2nd place)
 ** Rainbow Classic (Honolulu, Hawai'i - 6th place)

1981-82 Roster

#	Name (Ht., Year., Pos.)	PPG
5	Kevin Smith (6-2, Sr., G)	15.6
10	Tim Gore (6-4, So., G)	0.4

11	Sam Vincent (6-2, Fr., G)	11.7
20	Ben Tower (6-8, So., F)	5.4
22	Bill Cawood (6-7, Jr., F)	0.5
23	Randy Morrison (6-2, So., G)	5.0
24	Richard Mudd (6-9, So., F/C)	3.3
30	Kurt James (6-7, Sr., F)	1.5
35	Larry Polec (6-8, Jr., F)	---
41	Derek Perry (6-6, Jr., F)	8.6
42	Kevin Willis (7-0, So., C)	6.0
43	Evaristo Perez	2.0
44	Herb Bostic (6-4, Jr., F/G)	1.0
50	Cleveland Bibbens (6-6, So., F)	2.8
52	Steve Bates (6-10, Sr., C)	0.5

1982-83

(17-13 Overall; 9-9 - T-6th Big Ten)

DATE	OPPONENT	MSU-OPP	W/L
11/26/82	*WESTERN MICHIGAN	72-65	W(F)
11/27/82	*CENTRAL MICHIGAN	62-47	W
11/29/82	Boise State	71-59	W
12/4/82	BRIGHTMAN YOUNG	63-55	W
12/11/82	N. Carolina St. (-/18)	41-45	L
12/13/82	Cincinnati	70-69	W
12/18/82	DETROIT	75-72	ot W
12/21/82	CLEVELAND STATE	95-56	W
12/28/82	**S.W. Louisiana	66-71	L
12/29/82	**Tulane	58-81	L
1/5/83	Iowa (-/8)	61-59	W
1/8/83	Northwestern	51-62	L
1/13/83	WISCONSIN	86-66	W
1/15/83	MINNESOTA (-/17)	67-69	L
1/20/83	Indiana (-/2)	85-89	L
1/22/83	Ohio State	69-74	L
1/27/83	ILLINOIS	71-78	L
1/29/83	PURDUE	83-67	W
2/5/83	Michigan	70-65	W
2/12/83	MICHIGAN	67-74	L
2/17/83	Purdue	55-61	L
2/19/83	Illinois	61-69	L
2/24/83	OHIO ST. (-/T-15)	101-94	3ot W
2/26/83	INDIANA (-/4)	62-54	W
3/3/83	Minnesota	79-67	W
3/5/83	Wisconsin	91-65	W
3/9/83	NORTHWESTERN	63-58	W
3/12/83	IOWA	57-75	L
3/18/83	*BOWLING GREEN	72-71	W
3/21/83	*FRESNO STATE	58-72	L

* Spartan Cutlass Classic (1st place)
 ** Sugar Bowl Tournament (New Orleans, La. - 4th place)
 * National Invitation Tournament (East Lansing)

1982-83 Roster

#	Name (Ht., Year., Pos.)	PPG
10	Tim Gore (6-4, Jr., G)	0.3
11	Sam Vincent (6-2, So., G)	16.6
14	Matt Carrington (6-1, So., G)	0.3
15	Ralph Walker (6-8, Fr., F)	1.3
20	Ben Tower (6-8, Jr., F)	5.9
22	Bill Cawood (6-7, Sr., G/F)	1.2
24	Richard Mudd (6-9, Jr., F/C)	2.5
25	Scott Skiles (6-1, Fr., G)	12.5
35	Larry Polec (6-8, So., F)	4.5
40	Paul Horton (6-9, So., C)	---
41	Derek Perry (6-6, Sr., F)	9.1
42	Kevin Willis (7-0, Jr., C)	13.3
44	Patrick Ford (6-5, Fr., G/F)	4.7
45	Sterling William (6-6, Jr., F)	---

1983-84

(16-12 Overall; 9-9 - 5th Big Ten)

DATE	OPPONENT	MSU-OPP	W/L
11/25/83	*CENTRAL MICH. (12/-)	73-52	W
11/26/83	*WESTERN MICH. (12/-)	81-52	W
12/11/83	St. Peter's (11/-)	66-73	L



YEAR-BY-YEAR RESULTS

12/3/83	ILL.-CHICAGO (11/-)	99-82	W
12/12/83	Cleveland St. (17/-)	71-62	W
12/15/83	BROOKLYN (17/-)	85-72	W
12/22/83	Missouri	66-79	L
12/28/83	**Alabama	69-81	L
12/29/83	**Nebraska	58-45	W
1/4/84	IOWA	73-72	W
1/7/84	NORTHWESTERN	69-76	L
1/12/84	Wisconsin	74-81	W(F)
1/14/84	Minnesota	61-69	L
1/19/84	INDIANA	62-70	OT L
1/21/84	OHIO STATE	68-82	L
1/26/84	Illinois (-/9)	40-46	L
1/28/84	Purdue	54-72	L
2/2/84	MICHIGAN	72-67	W
2/5/84	OREGON STATE	56-55	W
2/11/84	Michigan	61-71	L
2/16/84	PURDUE (-/11)	63-53	W
2/19/84	ILLINOIS (-/7)	53-70	L
2/22/84	Ohio State	70-86	L
2/26/84	Indiana	57-54	W
2/28/84	MINNESOTA	83-62	W
3/3/84	WISCONSIN	78-59	W
3/8/84	Northwestern	63-55	W
3/11/84	Iowa	51-44	W

* Spartan Cutlass Classic (1st place)

** Cotton States Classic (Atlanta, Ga. - 3rd place)

1983-84 Roster

#	Name (Ht., Year., Pos.)	PPG
00	Ken Johnson (6-8, Jr., F)	8.5
4	Scott Skiles (6-1, So., G)	14.5
10	Tim Gore (6-4, Sr., G)	0.2
11	Sam Vincent (6-2, Jr., G)	15.6
13	Darryl Johnson (6-2, Fr., G)	6.0
15	Ralph Walker (6-8, So., F)	1.7
20	Ben Tower (6-8, Sr., F)	5.8
21	Greg Pedro (6-4, Fr., G)	1.0
24	Richard Mudd (6-9, Sr., F/C)	1.0
35	Larry Polec (6-8, Jr., F)	6.0
40	Barry Fordham (6-8, Fr., F)	0.5
42	Kevin Willis (7-0, Sr., C)	11.0
44	Patrick Ford (6-5, So., G/F)	6.1

1984-85

NCAA TOURNAMENT

#20 UPI

(19-10 Overall; 10-8 - T-5th Big Ten)

DATE	OPPONENT	MSU-OPP	W/L
11/24/84	Canisius	80-71	W
11/30/84	**WESTERN MICHIGAN	77-61	W
12/1/84	**ARMY	76-64	W
12/10/84	ST. PETER'S	50-38	W
12/12/84	Western Illinois	93-61	W
12/15/84	MISSOURI	79-61	W
12/18/84	George Washington	68-54	W
12/22/84	Illinois-Chicago	81-60	W
12/28/84	#Boston College	78-82	L
12/29/84	#San Diego State	77-61	W
1/3/85	OHIO STATE	82-79	W
1/5/85	INDIANA (-/12)	68-61	W
1/10/85	Purdue (17/-)	81-72	ot W
1/12/85	Illinois (17/15)	63-75	L
1/17/85	IOWA (19/-)	65-79	L
1/19/85	MINNESOTA (19/-)	75-81	L
1/24/85	Michigan (-/18)	75-86	L
1/31/85	Wisconsin	77-68	W
2/2/85	Northwestern	68-54	W
2/7/85	ILLINOIS (-/9)	64-56	W
2/9/85	PURDUE	65-66	L
2/13/85	Minnesota	64-73	L
2/16/85	Iowa (-/11)	57-55	W
2/23/85	MICHIGAN (-/3)	73-75	L

2/27/85	NORTHWESTERN	61-47	W
3/2/85	WISCONSIN	82-63	W
3/7/85	Indiana	68-58	W
3/9/85	Ohio State	79-90	L
3/15/85	*Ala.-Birmingham	68-70	L
* NCAA Tournament (Houston, Texas)			
** Spartan Cutlass Classic (1st place)			
* Cabrillo Classic (San Diego, Calif. - 3rd place)			

1984-85 Roster

#	Name (Ht., Year., Pos.)	PPG
00	Ken Johnson (6-8, Sr., F/C)	10.8
4	Scott Skiles (6-1, Jr., G)	17.7
11	Sam Vincent (6-2, Sr., G)	23.0
13	Darryl Johnson (6-2, So., G)	5.3
15	Ralph Walker (6-8, Jr., F)	2.3
20	Greg Vanek (6-6, Jr., F)	0.3
21	Greg Pedro (6-4, So., G)	1.0
24	Richard Mudd (6-9, Sr., F)	3.9
30	Jim Sarkine (6-9, Fr., F)	---
35	Larry Polec (6-8, Sr., G/F)	8.7
40	Barry Fordham (6-8, So., F/C)	1.1
44	Scott Sekal (6-8, Fr., F)	---
45	Carlton Valentine (6-6, Fr., F)	1.6
55	Mario Izzo (6-11, Fr., C)	---

1985-86

NCAA TOURNAMENT

#18 AP/#18 UPI/#12 USA Today

(23-8 Overall; 12-6 - 3rd Big Ten)

DATE	OPPONENT	MSU-OPP	W/L
11/23/85	WESTERN ILLINOIS	98-63	W
11/26/85	MAINE	89-58	W
11/29/85	**CENTRAL MICHIGAN	103-60	W
11/30/85	**WESTERN MICHIGAN	84-64	W
12/4/85	GEORGE WASHINGTON	87-61	W
12/7/85	CANISIUS	90-61	W
12/14/85	Iowa State	80-82	ot L
12/21/85	ILLINOIS-CHICAGO	99-74	W
12/27/85	*Massachusetts	93-45	W
12/28/85	*New Mexico	76-61	W
1/2/86	Ohio State	73-84	L
1/5/86	Indiana (-/15)	77-74	W
1/9/86	PURDUE (-/20)	83-88	L
1/12/86	ILLINOIS (-/18)	58-51	W
1/16/86	Iowa	71-82	L
1/18/86	Minnesota	71-76	W
1/25/86	MICHIGAN (-/6)	91-79	W
1/30/86	WISCONSIN	83-81	W
2/1/86	NORTHWESTERN	97-69	W
2/6/86	Illinois	84-80	W
2/8/86	Purdue	82-88	L
2/13/86	IOWA	83-73	W
2/15/86	MINNESOTA	76-66	W
2/20/86	Michigan (19/7)	74-59	W
2/27/86	Northwestern (17/-)	82-48	W
3/2/86	Wisconsin (17/-)	84-71	W
3/5/86	INDIANA (17/16)	79-97	L
3/8/86	OHIO STATE (17/-)	91-81	W
3/13/86	*Washington (18/-)	72-70	W
3/15/86	*Georgetown (18/13)	80-68	W
3/21/86	@Kansas (18/2)	86-96	ot L

* NCAA Tournament (Dayton, Ohio)

@ NCAA Tournament (Kansas City, Kan.)

** Spartan Cutlass Classic - (1st place)

* Lobo Classic (Albuquerque, N.M. - 1st place)

1985-86 Roster

#	Name (Ht., Year., Pos.)	PPG
00	Keith Hill (6-4, Fr., G)	2.0
4	Scott Skiles (6-1, Sr., G)	27.4
13	Darryl Johnson (6-2, Jr., G)	16.6
15	Ralph Walker (6-8, Sr., F)	2.8
22	Andre Rison (6-0, Fr., G)	0.0

23	Vernon Carr (6-6, Jr., G)	13.8
24	Mark Brown (6-0, Fr., G)	2.3
30	Jim Sarkine (6-9, Fr., F)	0.3
34	David Mueller (6-9, Fr., F/C)	2.1
35	Larry Polec (6-8, Sr., F)	10.7
40	Barry Fordham (6-8, Jr., C/F)	2.8
42	Todd Wolfe (6-5, Fr., G/F)	4.0
44	Scott Sekal (6-8, Fr., F)	2.0
45	Carlton Valentine (6-6, So., F)	6.0
55	Mario Izzo (6-11, Fr., C)	0.5

1986-87

(11-17 Overall; 6-12 - 7th Big Ten)

DATE	OPPONENT	MSU-OPP	W/L
11/28/86	*EASTERN MICHIGAN	99-83	W
11/29/86	*NAVY	90-91	ot L
12/2/86	BROOKLYN	80-62	W
12/4/86	Maine	81-84	L
12/6/86	George Washington	77-62	W
12/13/86	IOWA STATE	86-85	W
12/16/86	Illinois-Chicago	65-74	L
12/20/86	Texas Christian	47-66	L
12/29/86	%Brigham Young	88-96	L
12/30/86	%Wake Forest	71-62	W
1/3/87	Purdue (-/2)	72-87	L
1/5/87	Illinois (-/16)	72-79	L
1/8/87	INDIANA (-/4)	60-79	L
1/10/87	OHIO STATE	90-80	W
1/15/87	Michigan	70-74	L
1/22/87	Wisconsin	81-78	W
1/26/87	Northwestern	65-67	L
1/29/87	IOWA (-/2)	75-89	L
1/31/87	MINNESOTA	72-60	W
2/4/87	Indiana (-/2)	80-84	L
2/9/87	Ohio State	72-90	L
2/15/87	MICHIGAN	90-81	W
2/19/87	NORTHWESTERN	96-71	W
2/21/87	WISCONSIN	63-65	L
2/26/87	Iowa (-/7)	64-93	L
2/28/87	Minnesota	77-67	W
3/4/87	PURDUE (-/3)	59-69	L
3/7/87	ILLINOIS	64-77	L

* Spartan Cutlass Classic (2nd place)

% Cable Car Classic (Santa Clara, Calif. - 3rd place)

1986-87 Roster

#	Name (Ht., Year., Pos.)	PPG
10	Kirk Manns (6-1, Fr., G)	7.3
13	Darryl Johnson (6-2, Sr., G)	22.1
20	Ken Redfield (6-7, Fr., F)	1.4
23	Vernon Carr (6-6, Sr., G/F)	13.8
24	Mark Brown (6-0, So., G)	---
30	Jim Sarkine (6-9, So., F)	0.3
34	David Mueller (6-9, So., F/C)	---
35	Ed Wright (6-6, Jr., G/F)	4.1
40	Barry Fordham (6-8, Sr., F/C)	5.8
41	George Papadakos (7-0, Jr., C)	3.4
42	Todd Wolfe (6-5, So., G/F)	5.3
43	Bobby Worthington (6-7, Jr., F)	1.9
44	Scott Sekal (6-8, So., F)	0.9
45	Carlton Valentine (6-5, Jr., F)	11.1
55	Mario Izzo (6-11, So., C)	0.6

1987-88

(10-18 Overall; 5-13 - 8th Big Ten)

DATE	OPPONENT	MSU-OPP	W/L
11/27/87	DETROIT	65-63	ot W
12/2/87	MAINE	87-44	W
12/5/87	GEORGE WASHINGTON	64-65	L
12/12/87	TEXAS CHRISTIAN	69-52	W
12/15/87	ILLINOIS-CHICAGO	78-64	W
12/17/87	Eastern Michigan	80-84	ot L

YEAR-BY-YEAR RESULTS

12/19/87	Austin Peay	77-85	L
12/22/87	SAN JOSE STATE	82-68	W
12/29/87	%Arizona (-/1)	58-78	L
1/30/87	%Florida (-/8)	59-83	L
1/7/88	Wisconsin	72-78	2ot L
1/9/88	Illinois (-/19)	62-77	L
1/14/88	MICHIGAN (-/10)	72-90	L
1/16/88	INDIANA (-/15)	75-74	ot W
1/20/88	Purdue (-/5)	67-78	L
1/27/88	MINNESOTA	56-59	L
2/1/88	OHIO STATE	76-64	W
2/4/88	Northwestern	65-64	W
2/6/88	Iowa (-/13)	72-101	L
2/10/88	PURDUE (-/2)	70-72	L
2/13/88	ILLINOIS	65-83	L
2/18/88	Indiana	58-95	L
2/22/88	Michigan (-/10)	67-77	L
2/27/88	Ohio State	78-77	ot W
3/3/88	IOWA (-/11)	87-103	L
3/5/88	Minnesota	61-62	L
3/10/88	NORTHWESTERN	55-53	W
3/12/88	WISCONSIN	69-71	L

% Fiesta Basketball Classic (Tucson, Ariz. - 4th place)

1987-88 Roster

#	Name (Ht., Year., Pos.)	PPG
10	Kirk Manns (6-1, So., G)	5.0
20	Ken Redfield (6-7, So., F)	11.7
21	Steve Smith (6-6, Jr., G/F)	10.7
22	Andre Rison (6-0, Jr., G)	1.3
23	Jesse Hall (6-3, Fr., G)	3.3
24	Todd Wolfe (6-5, Jr., G)	4.4
30	Jim Sarkine (6-9, Sr., F)	0.0
34	David Mueller (6-9, So., F/C)	0.5
35	Ed Wright (6-6, Sr., G/F)	6.2
41	George Papadakis (7-0, Sr., C)	10.1
43	Bobby Worthington (6-7, Sr., F)	4.0
44	Scott Sekal (6-8, Sr., F)	1.5
45	Carlton Valentine (6-5, Sr., F)	13.3
55	Mario Izzo (6-11, Sr., C)	1.0

1988-89

(18-15 Overall; 6-12 - T-8th Big Ten)			
DATE	OPPONENT	MSU-OPP	W/L
11/28/88	FURMAN	98-68	W
11/30/88	Nebraska	77-75	W
12/10/88	BOWLING GREEN	89-72	W
12/13/88	ILLINOIS-CHICAGO	96-74	W
12/15/88	Detroit	96-91	ot W
12/17/88	AUSTIN PEAY	70-60	W
12/22/88	EASTERN MICHIGAN	91-76	W
12/28/88	%Colorado	60-57	W
12/29/88	%Oregon State	58-63	L
12/30/88	%Oregon	76-61	W
1/5/89	IOWA (-/9)	82-93	L
1/7/89	Illinois (-/3)	54-71	L
1/11/89	Northwestern	64-62	W
1/14/89	OHIO STATE (-/18)	81-83	L
1/21/89	INDIANA (-/19)	60-75	L
1/25/89	PURDUE	106-83	W
1/28/89	MINNESOTA	73-64	W
2/2/89	Wisconsin	64-69	ot L
2/4/89	Michigan (-/11)	66-82	L
2/11/89	Ohio State (-/16)	75-81	L
2/16/89	ILLINOIS (-/5)	56-75	L
2/18/89	Purdue	63-87	L
2/23/89	INDIANA (-/4)	65-76	L
2/25/89	NORTHWESTERN	80-65	W
2/27/89	MICHIGAN (-/13)	52-79	L
3/2/89	Iowa (-/11)	83-81	W
3/8/89	Minnesota	61-77	L
3/11/89	WISCONSIN	70-61	W
3/16/89	%Kent State	83-69	W
3/20/89	*WICHITA STATE	79-67	W

3/22/89	**Villanova	70-63	W
3/27/89	%St. Louis	64-74	L
3/29/89	%Ala-Birmingham	76-78	ot L
# Far West Classic (Portland, Ore. - 3rd place)			
# National Invitation Tournament (Detroit, Mich.)			
* National Invitation Tournament (East Lansing)			
** National Invitation Tournament (Philadelphia, Pa.)			
# National Invitation Tournament (New York, N.Y.)			
1988-89 Roster			
#	Name (Ht., Year., Pos.)	PPG	
10	Kirk Manns (6-1, Jr. G)	11.9	
11	Mark Montgomery (6-2, Fr., G)	3.7	
20	Ken Redfield (6-7, Jr., F)	13.9	
21	Steve Smith (6-6, So., G)	17.7	
22	Jeff Casler (6-0, So., G)	0.8	
23	Jesse Hall (6-3, So., G)	3.4	
24	Todd Wolfe (6-5, Sr., G/F)	8.1	
25	Jon Zulauf (6-7, Fr., F)	0.0	
30	Jim Sarkine (6-9, Sr., F)	0.1	
34	David Mueller (6-9, Jr., C)	0.3	
35	Matt Steigenga (6-7, Fr., F)	8.7	
42	Parish Hickman (6-7, Fr., F)	5.1	
44	Scott Sekal (6-8, Sr., F)	1.8	
54	Mike Peplowski (6-10, Fr., C)	---	

1989-90

NCAA TOURNAMENT
BIG TEN CHAMPIONS

#4 AP/#4 UPI/#7 USA Today

(26-8 Overall; 15-3 - 1st Big Ten)

DATE	OPPONENT	MSU-OPP	W/L
11/24/89	%Auburn	92-79	W
11/25/89	%Texas A&M	87-75	W
11/27/89	%Kansas State	73-68	W
11/29/89	NEBRASKA	80-69	W
12/2/89	Furman	84-63	W
12/9/89	AUSTIN PEAY	88-76	W
12/12/89	Ill.-Chicago (25/-)	57-65	L
12/16/89	DETROIT (25/-)	94-65	W
12/18/89	BOWLING GREEN (25/-)	79-81	L
12/20/89	Evansville (25/-)	80-66	W
12/23/89	EASTERN MICH. (25/-)	87-73	W
12/29/89	*SAN JOSE STATE	88-61	W
12/30/89	*PRINCETON	51-49	W
1/6/90	Wisconsin	64-61	W
1/11/90	OHIO STATE	78-68	W
1/13/90	IOWA	87-80	W
1/18/90	Illinois (-/7)	64-73	L
1/20/90	NORTHWESTERN	91-80	W
1/24/90	Indiana (-/12)	75-57	W
1/27/90	Michigan (-/7)	63-65	L
2/1/90	MINNESOTA (-/19)	74-79	L
2/3/90	Purdue (-/8)	64-53	W
2/8/90	WISCONSIN (23/-)	60-57	W
2/10/90	Ohio State (23/-)	84-75	W
2/12/90	Iowa (23/-)	80-70	W
2/17/90	ILLINOIS (21/15)	70-63	W
2/25/90	INDIANA (15/25)	72-66	W
3/1/90	MICHIGAN (14/8)	78-70	W
3/3/90	Minnesota (14/17)	75-73	ot W
3/8/90	Northwestern (7/-)	84-68	W
3/11/90	PURDUE (7/10)	72-70	W
3/15/90	%Murray St. (3/-)	75-71	ot W
3/17/90	%UCSB (3/-)	62-58	W
3/23/90	&Georgia Tech (3/9)	80-81	ot L

Great Alaska Shootout (Anchorage, Alaska - 1st place)

Oldsmobile Spartan Classic (1st place)

NCAA Tournament (Knoxville, Tenn.)

& NCAA Tournament (New Orleans, La.)

1989-90 Roster

#	Name (Ht., Year., Pos.)	PPG
10	Kirk Manns (6-1, Sr., G)	15.3
11	Mark Montgomery (6-2, So., G)	3.6

20	Ken Redfield (6-7, Sr., F)	11.6
21	Steve Smith (6-6, Jr., G)	20.2
22	Jeff Casler (6-0, Jr., G)	0.8
23	Jesse Hall (6-3, Jr., G)	1.0
24	Todd Wolfe (6-5, Sr., G)	2.1
25	Jon Zulauf (6-6, Fr., F)	0.7
31	Dwayne Stephens (6-7, Fr., F)	4.3
34	Dave Mueller (6-9, Sr., C)	0.3
35	Matt Steigenga (6-7, So., F)	10.4
42	Parish Hickman (6-7, So., F)	6.3
44	Matt Hofkamp (6-10, Fr., C)	---
54	Mike Peplowski (6-10, Fr., C)	5.3

1990-91

NCAA TOURNAMENT

#14 AP/#22 UPI

(19-11 Overall; 11-7 - T-3rd Big Ten)

DATE	OPPONENT	MSU-OPP	W/L
11/23/90	Furman (4/-)	78-73	W
11/28/90	Nebraska (5/-)	69-71	L
12/1/90	Bowling Green (5/-)	85-98	L
12/8/90	Detroit (19/-)	83-61	W
12/13/90	Cincinnati (21/-)	65-63	W
12/15/90	UNLV (21/1)	75-95	L
12/18/90	EVANSVILLE (24/-)	81-76	W
12/20/90	CENTRAL MICH. (24/-)	74-61	W
12/28/90	%GEORGE MASON (25/-)	97-72	W
12/29/90	%LOUISIANA TECH (25/-)	77-62	W
1/3/91	MICHIGAN (25/-)	85-70	W
1/5/91	Iowa (25/22)	66-79	L
1/10/91	WISCONSIN	65-50	W
1/12/91	NORTHWESTERN	66-59	W
1/17/91	Illinois	71-68	W
1/19/91	MINNESOTA	73-64	W
1/23/91	Purdue (22/-)	51-62	L
1/26/91	Indiana (22/3)	63-97	L
1/31/91	OHIO STATE (-/3)	75-61	W
2/7/91	IOWA (25/-)	67-71	L
2/9/91	Wisconsin (25/-)	78-84	2ot L
2/14/91	Northwestern	55-53	W
2/16/91	ILLINOIS	62-58	W
2/23/91	PURDUE	75-58	W
2/25/91	Minnesota	74-72	W
2/28/91	INDIANA (-/5)	56-62	L
3/3/91	Ohio State (-/2)	64-65	L
3/9/91	Michigan	66-59	W
3/15/91	%UW-Green Bay	60-58	W
3/17/91	%Utah (-/10)	84-85	2ot L

played at Palace of Auburn Hills

Oldsmobile Spartan Classic (1st place)

NCAA Tournament (Tucson, Ariz.)

1990-91 Roster

#	Name (Ht., Year., Pos.)	PPG
3	Kris Weshinsky (6-3, Fr., G)	2.5
11	Mark Montgomery (6-2, Jr., G)	7.5
12	Andy Penick (6-2, Fr., G)	4.0
21	Steve Smith (6-7, Sr., G)	25.1
22	Jeff Casler (6-0, Sr., G)	0.4
24	Shawn Respert (6-3, Fr., G)	0.0
25	Jon Zulauf (6-6, So., F)	1.3
31	Dwayne Stephens (6-7, So., F)	5.3
35	Matt Steigenga (6-7, Jr., F)	12.6
42	Parish Hickman (6-7, Jr., F)	6.0
44	Matt Hofkamp (6-10, Fr., C)	0.8
45	Ron Haley (6-6, So., F)	0.4
54	Mike Peplowski (6-10, So., C)	7.7



YEAR-BY-YEAR RESULTS

1991-92

NCAA TOURNAMENT

#14 AP/#11 UPI/#15 USA Today
(22-8 Overall; 11-7 - T-3rd Big Ten)

DATE	OPPONENT	MSU-OPP	W/L
11/25/91	%Lamar	81-68	W
11/26/91	%Rice	75-67	W
11/27/91	%Arkansas (-/2)	86-71	W
12/4/91	NEBRASKA (22/-)	101-78	W
12/7/91	Dayton (22/-)	83-74	W
12/14/91	DETROIT (T-13/-)	91-75	W
12/17/91	ILL.-CHICAGO (12/-)	75-51	W
12/21/91	CINCINNATI (9/-)	90-89	W
12/27/91	*AUSTIN PEAY (9/-)	82-71	W
12/28/91	*STANFORD (9/-)	72-62	W
1/7/92	Ohio State (9/7)	46-62	L
1/11/92	ILLINOIS (9/-)	77-75	W
1/15/92	NORTHWESTERN (11/-)	78-61	W
1/18/92	Minnesota (11/-)	66-70	L
1/22/92	Purdue (14/-)	66-61	W
1/29/92	MICHIGAN (13/15)	79-89	L
2/1/92	INDIANA (13/4)	79-60	W
2/6/92	Iowa (11/-)	63-77	L
2/8/92	Wisconsin (11/-)	79-64	W
2/12/92	WISCONSIN (12/-)	76-61	W
2/15/92	Michigan (12/17)	70-59	W
2/19/92	Indiana (11/7)	73-103	L
2/22/92	PURDUE (11/-)	70-68	W
2/29/92	OHIO STATE (12/8)	65-78	L
3/5/92	Northwestern (13/-)	72-55	W
3/7/92	Illinois (13/-)	71-80	L
3/11/92	MINNESOTA (16/-)	66-57	W
3/15/92	IOWA (16/-)	64-53	W
3/20/92	\$SW Mo. St. (14/-)	61-54	W
3/22/92	\$Cincinnati (14/12)	65-77	L

% Maui Invitational (Maui, Hawaii - 1st place)
* Oldsmobile Spartan Classic (1st place)
\$ NCAA Tournament (Dayton, Ohio)

1991-92 Roster

#	Name (Ht., Year., Pos.)	PPG
3	Kris Weshinsky (6-3, So., G)	6.4
11	Mark Montgomery (6-2, Sr., G)	7.0
12	Andy Penick (6-2, So., G)	1.0
13	Eric Snow (6-3, Fr., G)	1.1
20	Mark Blum (6-6, Fr., F)	0.6
22	Steve Nicodemus (6-4, Fr., G)	---
23	Daimon Beathia (6-7, Fr., F)	---
24	Shawn Respert (6-3, Fr., G)	15.8
25	Jon Zulauf (6-6, Jr., F)	3.1
31	Dwayne Stephens (6-7, Jr., F)	11.1
34	Anthony Miller (6-9, So., F)	7.2
35	Matt Steigenga (6-7, Sr., F)	10.2
45	Ron Haley (6-6, Jr., F)	0.3
54	Mike Peplowski (6-10, Sr., C)	13.3

1992-93

(15-13 Overall; 7-11 - T-8th Big Ten)

DATE	OPPONENT	MSU-OPP	W/L
12/1/92	MOREHEAD ST. (18/-)	121-53	W
12/5/92	%Louisville (18/12)	69-73	L
12/11/92	%Seton (24/-)	78-59	W
12/12/92	%Loyola-Mary. (24/-)	73-70	W
12/15/92	ILL.-CHICAGO (23/-)	79-75	W
12/19/92	DAYTON (23/-)	65-60	W
12/29/92	\$NEW HAMPSHIRE (17/-)	81-51	W
12/30/92	\$WASHINGTON ST. (17/-)	77-61	W
1/2/93	East Tenn. St. (17/-)	80-69	W
1/6/93	Minnesota (14/-)	57-64	L
1/9/93	ILLINOIS (14/-)	39-52	L
1/13/93	Ohio State (23/21)	77-60	W
1/16/93	Northwestern (23/-)	80-75	W

1/23/93	WISCONSIN (21/-)	66-67	L
1/28/93	IOWA (-/11)	90-96	ot
1/30/93	Purdue (-/14)	72-64	W
2/2/93	MICHIGAN (25/7)	69-73	W
2/6/93	MINNESOTA (25/-)	75-63	L
2/10/93	Illinois	80-83	L
2/13/93	OHIO STATE	81-66	W
2/17/93	NORTHWESTERN	81-55	W
2/24/93	Wisconsin	62-65	L
2/27/93	Iowa (-/18)	64-66	L
3/3/93	PURDUE (-/24)	58-61	L
3/7/93	Michigan (-/4)	81-87	ot
3/10/93	Indiana (-/2)	68-99	L
3/13/93	PENN STATE	70-53	W
3/17/93	%Oklahoma	86-88	L

* played at Joe Louis Arena, Detroit
! Los Angeles Classic (Los Angeles, Calif. - 1st place)
% Oldsmobile Spartan Classic (1st place)
& National Invitation Tournament (Norman, Okla.)

1992-93 Roster

#	Name (Ht., Year., Pos.)	PPG
3	Kris Weshinsky (6-4, Jr., G)	10.4
4	David Hart (6-4, Fr., G)	0.3
5	Andy Penick (6-2, So., G)	1.5
13	Eric Snow (6-3, So., G)	4.3
20	Mark Blum (6-6, So., F)	0.0
22	Steve Nicodemus (6-4, Fr., G)	1.1
23	Daimon Beathia (6-7, Fr., F)	2.2
24	Shawn Respert (6-3, So., G)	20.1
25	Jon Zulauf (6-6, Sr., F)	4.4
30	Jamie Feick (6-8, Fr., F)	0.4
31	Dwayne Stephens (6-7, Sr., F)	9.1
34	Anthony Miller (6-9, Jr., F)	6.6
35	Steve Polonowski (6-9, Fr., F)	4.2
40	Quinton Brooks (6-7, Fr., F)	---
54	Mike Peplowski (6-11, Sr., C)	14.5

1993-94

NCAA TOURNAMENT

(20-12 Overall; 10-8 - T-4th Big Ten)

DATE	OPPONENT	MSU-OPP	W/L
11/26/93	%Pacific	83-64	W
11/27/93	%Washington State	71-76	L
11/28/93	%East Tennessee St.	92-69	W
12/4/93	Louisville (-/11)	68-77	L
12/7/93	Cleveland State	90-76	W
12/9/93	EAST TENNESSEE ST.	107-81	W
12/12/93	DETROIT	74-63	W
12/14/93	ILLINOIS-CHICAGO	90-77	W
12/18/93	NEBRASKA	81-85	L
12/21/93	Tennessee	69-60	W
12/28/93	%BOWLING GREEN	62-49	W
12/29/93	%CORNELL	83-69	W
1/5/94	Michigan (-/13)	64-75	L
1/8/94	ILLINOIS (-/21)	79-74	W
1/12/94	Purdue (-/9)	77-89	L
1/15/94	NORTHWESTERN	67-46	W
1/19/94	WISCONSIN (-/14)	70-60	W
1/22/94	Minnesota (-/20)	66-68	L
1/26/94	Ohio State	77-71	W
1/29/94	IOWA	87-84	W
2/2/94	Wisconsin (-/16)	62-87	L
2/5/94	MICHIGAN (-/13)	51-59	L
2/9/94	Illinois	64-72	L
2/12/94	PURDUE (-/10)	70-74	L
2/17/94	Northwestern	60-55	W
2/23/94	MINNESOTA (-/20)	85-68	W
2/26/94	OHIO STATE	75-60	W
3/2/94	Iowa	80-72	W
3/9/94	INDIANA (-/18)	94-78	W
3/12/94	Penn State	70-71	L
3/18/94	*Seton Hall	84-73	W
3/20/94	*Duke (-/10)	74-85	L

! San Juan Shootout (San Juan, P.R. - 3rd place)
% Oldsmobile Spartan Classic (1st place)
+ NCAA Tournament (St. Petersburg, Fla.)

1993-94 Roster

#	Name (Ht., Year., Pos.)	PPG
3	Kris Weshinsky (6-4, Sr., G)	8.2
4	David Hart (6-4, So., G)	0.5
13	Eric Snow (6-3, Jr., G)	6.8
20	Mark Prylow (6-3, Jr., G)	1.0
21	Jon Garavaglia (6-9, Fr., F)	2.7
22	Steve Nicodemus (6-4, So., G)	0.8
23	Daimon Beathia (6-7, So., F)	5.0
24	Shawn Respert (6-3, Jr., G)	24.3
30	Jamie Feick (6-8, So., F)	3.0
34	Anthony Miller (6-9, Sr., F)	12.6
35	Steve Polonowski (6-9, Fr., F)	1.4
40	Quinton Brooks (6-7, So., F)	11.3
42	Eric Qualman (6-6, Sr., F)	0.5

1994-95

NCAA TOURNAMENT

#11 AP/#10 UPI/#20 USA Today
(22-6 Overall; 14-4 - 2nd Big Ten)

DATE	OPPONENT	MSU-OPP	W/L
11/30/94	Ill.-Chicago (18/-)	92-78	W
12/3/94	LOUISVILLE (18/-)	85-71	W
12/10/94	Nebraska (15/-)	91-96	ot
12/12/94	CLEVELAND ST. (18/-)	111-68	W
12/17/94	Detroit (18/-)	80-63	W
12/20/94	TENNESSEE (17/-)	79-68	W
12/29/94	*BALL STATE (15/-)	117-95	W
12/30/94	*LONG BEACH ST. (15/-)	70-60	W
1/4/95	Wisconsin (14/-)	78-64	W
1/7/95	IOWA (14/22)	69-68	W
1/11/95	Indiana (11/-)	82-89	L
1/14/95	OKLAHOMA ST. (11/-)	70-69	W
1/18/95	NORTHWESTERN (12/-)	93-56	W
1/22/95	Michigan (12/-)	73-71	W
1/25/95	MINNESOTA (10/-)	54-53	W
1/28/95	Illinois (10/-)	75-67	W
2/2/95	PENN STATE (9/-)	82-62	W
2/4/95	Ohio State (9/-)	67-58	W
2/7/95	PURDUE (7/25)	69-78	L
2/11/95	Penn State (7/-)	68-53	W
2/15/95	ILLINOIS (8/-)	68-58	W
2/18/95	Minnesota (8/24)	57-66	L
2/21/95	MICHIGAN (12/-)	67-64	W
2/25/95	Northwestern (12/-)	83-60	W
3/5/95	INDIANA (10/-)	67-61	W
3/8/95	Iowa (9/-)	78-79	L
3/11/95	WISCONSIN (9/-)	97-72	W
3/17/95	*Webster State (11/-)	72-79	L

Oldsmobile Spartan Classic (1st place)
+ NCAA Tournament (Tallahassee, Fla.)

1994-95 Roster

#	Name (Ht., Year., Pos.)	PPG
3	Thomas Kelley (6-2, Fr., G)	1.4
4	David Hart (6-4, Jr., G)	0.5
5	Ray Weathers (6-3, So., G)	3.5
12	Andy Penick (6-2, Sr., G)	1.6
13	Eric Snow (6-3, Sr., G)	10.8
15	Mike Respert (5-11, So., G)	1.3
20	Mark Prylow (6-3, Sr., G)	0.8
21	Jon Garavaglia (6-9, So., F)	7.6
22	Steve Nicodemus (6-4, Jr., G)	1.2
23	Daimon Beathia (6-7, Jr., F)	5.0
24	Shawn Respert (6-3, Sr., G)	25.6
30	Jamie Feick (6-9, Jr., F)	9.9
35	Steve Polonowski (6-9, So., F)	2.2
40	Quinton Brooks (6-9, Jr., F)	11.3

YEAR-BY-YEAR RESULTS

TOM
IZZO1995-SA
524-205 (719)

Hall of Fame coach Tom Izzo took over as head coach in 1995 on a mission to turn Michigan State into one of the elite college basketball programs in the nation. A 1977 Division II All-American at Northern Michigan University, Izzo began his coaching career in 1977-78 at Ishpeming High School. After serving at Northern Michigan as an assistant from 1979-83, he came to MSU as an assistant coach. In 1990, he was appointed associate head coach and in 1995 he took over the head coaching duties after Jud Heathcote's retirement. After two seasons in which MSU appeared in the NIT, Izzo led the Spartans to a Big Ten Championship in 1998 and an appearance in the NCAA Tournament. In 1999, MSU appeared in its first Final Four since 1979. One year later, MSU won the 2000 NCAA National Championship. In 2001, Izzo led the Spartans to a fourth-straight Big Ten Championship and a third-straight Final Four. Michigan State returned to the Final Four in 2005. In 2009 and 2010, MSU won the regular-season Big Ten title and advanced to the Final Four. In 2015, MSU entered the NCAA Tournament as a No. 7 seed, but advanced to Izzo's seventh Final Four. In addition, his teams captured Big Ten Tournament titles in 1999, 2000, 2012, 2014 and 2016. He won Big Ten Coach of the Year honors for the third time in his career in 2012, while leading MSU to the seventh Big Ten title of his career. He also won the Big Ten honor in 1998 and 2009. Izzo has earned eight National Coach of the Year honors. He was inducted into the Naismith Memorial Basketball Hall of Fame in 2016.

1995-96

(16-16 Overall; 9-9 - 7th Big Ten)

DATE	OPPONENT	MSU-OPP	W/L
11/20/95	!Chaminade	69-66	W
11/21/95	!North Carolina (-/20)	70-92	L
11/22/95	!Santa Clara	71-77	L
11/28/95	!Arkansas (-/25)	75-72	W
12/2/95	Louisville (-/18)	59-79	L
12/6/95	EVANSVILLE	67-63	W
12/10/95	DETROIT	61-63	L
12/16/95	Kansas State	67-54	W
12/18/95	Oklahoma State	57-68	L
12/19/95	EAST TENNESSEE ST.	63-57	W
12/21/95	*CENTRAL MICHIGAN	62-69	L
12/30/95	*IDAHO STATE	68-55	W
1/4/96	INDIANA	65-60	W
1/6/96	Illinois (-/13)	68-58	W
1/13/96	MICHIGAN (-/23)	54-76	L
1/17/96	Wisconsin	48-61	L
1/20/96	IOWA (-/16)	62-60	W
1/24/96	NORTHWESTERN	68-54	W
1/27/96	Minnesota	68-54	W
1/31/96	PENN STATE (-/10)	61-58	W
2/3/96	Purdue (-/17)	51-56	L

2/7/96	OHIO STATE	55-41	W
2/10/96	Penn State	50-54	L
2/14/96	MINNESOTA	63-64 2ot	L
2/17/96	Northwestern	75-57	W
2/21/96	Iowa	47-83	L
2/24/96	WISCONSIN	52-73	L
2/27/96	Michigan	46-75	L
3/6/96	ILLINOIS	77-67	W
3/10/96	Indiana	53-57	L
3/13/96	*WASHINGTON	64-50	W
3/19/96	+Fresno State	70-80	L

! Maui Invitational (Maui, Hawai'i - 5th place)

* Great Eight (Auburn Hills, Mich.)

* Oldsmobile Spartan Classic (3rd place)

* National Invitation Tournament (East Lansing)

+ National Invitation Tournament (Fresno, Calif.)

#	Name (Ht., Year., Pos.)	PPG
3	Thomas Kelley (6-2, So., G)	5.1
5	Ray Weathers (6-3, Jr., G)	9.7
10	Anthony Mull (6-4, Jr., G)	2.8
11	Jason Klein (6-7, Fr., G/F)	2.1
13	Antonio Smith (6-8, Fr., F)	4.3
14	Jason Webber (6-5, Fr., G)	---
15	Mike Respert (5-11, Jr., G)	2.4
22	Steve Nicodemus (6-7, Sr., G)	0.7
23	Daimon Beathia (6-7, Sr., F)	5.5
25	Jon Garavaglia (6-9, Jr., F)	5.1
30	Jamie Feick (6-9, Sr., C)	10.1
35	Steve Polonowski (6-9, Jr., F)	0.6
40	Quinton Brooks (6-7, Sr., F)	16.3
42	Morris Peterson (6-6, Fr., F)	0.5
44	David Hart (6-4, Sr., G)	0.0

1996-97

(17-12 Overall; 9-9 - T-6th Big Ten)

DATE	OPPONENT	MSU-OPP	W/L
11/25/96	EAST TENNESSEE ST.	83-45	W
12/3/96	CLEVELAND STATE	83-78	W
12/5/96	ILLINOIS-CHICAGO	90-60	W
12/14/96	Detroit	84-86 3ot	L
12/17/96	Evansville	86-77	W
12/21/96	KANSAS STATE	75-43	W
12/27/96	*KENT STATE	83-64	W
12/28/96	*WEBER STATE	83-51	W
1/2/97	Indiana (-/12)	65-77	L
1/4/97	MINNESOTA (-/16)	43-68	L
1/9/97	Wisconsin	58-50	W
1/11/97	OHIO STATE	69-66	W
1/15/97	Penn State	69-58	W
1/18/97	NORTHWESTERN	75-62	W
1/25/97	ILLINOIS	63-66	L
1/29/97	MICHIGAN (-/13)	61-74	L
1/29/97	Purdue	62-72	L
2/1/97	Michigan (-/16)	65-85	L
2/8/97	PURDUE	62-77	W
2/12/97	IOWA	69-67	W
2/17/97	Illinois (-/20)	68-79	L
2/19/97	Northwestern	58-70	L
2/22/97	PENN STATE	71-57	W
2/26/97	Ohio State	67-65	W
3/1/97	WISCONSIN	68-49	W
3/6/97	Minnesota (-/2)	74-81	L
3/8/97	INDIANA (-/25)	63-60	W
3/12/97	!GEORGE WASHINGTON	65-50	W
3/17/97	&Florida State	63-68	L

* Oldsmobile Spartan Classic (1st place)

! National Invitation Tournament (East Lansing)

* National Invitation Tournament (Tallahassee, Fla.)

#	Name (Ht., Year., Pos.)	PPG
3	Thomas Kelley (6-2, Jr., G)	8.1
5	Ray Weathers (6-3, Sr., G)	13.6

10	Anthony Mull (6-4, Sr., G)	2.0
11	David Thomas (6-7, Fr., G)	1.0
12	Mateen Cleaves (6-2, Fr., G)	10.2
13	Antonio Smith (6-8, So., F)	8.5
14	Jason Webber (6-5, Fr., G/F)	1.4
15	Jon Garavaglia (6-9, Sr., F)	10.5
35	Steve Polonowski (6-9, Sr., F)	2.8
42	Morris Peterson (6-6, Fr., F)	6.8
43	A.J. Granger (6-9, Sr., F)	1.2
44	Jason Klein (6-7, So., G/F)	4.5
54	Ken Miller (6-10, Fr., C)	---
55	Dujan Wiley (6-9, Jr., C)	1.4

1997-98

NCAA TOURNAMENT
BIG TEN CHAMPIONS

#16 AP/#10 ESPN/USA Today

(22-8 Overall; 13-3 - T-1st Big Ten)

DATE	OPPONENT	MSU-OPP	W/L
11/17/97	EAST TENNESSEE ST.	82-59	W
11/21/97	Illinois-Chicago	58-70	L
11/28/97	CENTRAL MICHIGAN	89-61	W
11/29/97	!GONZAGA	70-68	W
12/4/97	TEMPLE (-/20)	54-56	L
12/6/97	Cleveland State	85-54	W
12/13/97	DETROIT	65-68	L
12/17/97	WRIGHT STATE	95-52	W
12/20/97	South Florida	68-53	W
12/27/97	EASTERN ILLINOIS	81-69	W
12/30/97	Purdue (-/5)	74-57	W
1/8/98	WISCONSIN	63-40	W
1/10/98	Michigan (-/17)	69-79	L
1/14/98	Minnesota	74-60	W
1/17/98	ILLINOIS	68-64	W
1/21/98	Iowa (-/10)	78-57	W
1/24/98	PENN STATE	71-59	W
1/28/98	INDIANA (22/25)	84-66	W
1/31/98	Northwestern (22/-)	72-66	ot W
2/4/98	Ohio State (16/-)	84-58	W
2/7/98	IOWA (16/24)	75-64	W
2/12/98	Illinois (13/-)	63-84	L
2/14/98	MINNESOTA (13/-)	71-59	W
2/17/98	MICHIGAN (14/22)	80-75	W
2/21/98	Wisconsin (14/-)	56-47	W
3/1/98	PURDUE (10/11)	96-99	ot L
3/6/98	%Minnesota (12/-)	73-76	L
3/12/98	%Eastern Mich. (16/-)	83-71	W
3/14/98	%Princeton (16/8)	63-56	W
3/19/98	%North Carolina (16/1)	58-73	L

! Coca Cola Spartan Classic (1st place)

% Big Ten Tournament (Chicago, Ill.)

% NCAA Tournament (Hartford, Conn.)

% NCAA Tournament (Greensboro, N.C.)

#	Name (Ht., Year., Pos.)	PPG
3	Thomas Kelley (6-2, Sr., G)	---
5	Lorenzo Guess (6-3, Fr., G)	0.5
11	David Thomas (6-7, So., G/F)	3.5
12	Mateen Cleaves (6-2, So., G)	16.1
13	Antonio Smith (6-8, Jr., F)	7.9
14	Charlie Bell (6-3, Fr., G)	9.2
20	Steve Cherry (6-6, Fr., F)	0.2
30	Doug Davis (6-3, Fr., G)	2.1
34	Andre Hutson (6-8, Fr., F)	7.5
42	Morris Peterson (6-6, So., G/F)	8.0
43	A.J. Granger (6-9, So., F)	2.6
44	Jason Klein (6-7, Jr., G/F)	11.2
54	Ken Miller (6-10, Fr., C)	0.7
55	Dujan Wiley (6-9, Sr., C)	6.3
---	Rob McKenzie	0.0



YEAR-BY-YEAR RESULTS

1998-99

NCAA FINAL FOUR

BIG TEN CHAMPIONS

#2 AP/#3 ESPN/USA Today

(33-5 Overall; 15-1 - 1st Big Ten)

DATE	OPPONENT	MSU-OPP	W/L
11/13/98	NE LOUISIANA (5/-)	89-58	W
11/17/98	Oakland (5/-)	96-66	W
11/20/98	Temple (5/7)	59-60	L
11/27/98	CENTRAL FLORIDA (5/-)	87-64	W
11/28/98	WESTERN MICH. (7/-)	90-66	W
12/2/98	*Duke (9/4)	67-73	L
12/5/98	Connecticut (9/1)	68-82	L
12/10/98	East Tenn. St. (14/-)	86-53	W
12/13/98	ILL.-CHICAGO (14/-)	77-33	W
12/21/98	*Pepperdine (14/-)	79-67	W
12/22/98	*Tulsa (15/-)	68-58	W
12/23/98	*Alabama (15/-)	75-58	W
12/30/98	UNC ASHEVILLE (13/-)	64-39	W
1/2/99	LOUISVILLE (13/-)	69-57	W
1/6/99	Wisconsin (12/24)	51-66	L
1/9/99	MICHIGAN (12/-)	81-67	W
1/13/99	MINNESOTA (14/19)	71-55	W
1/16/99	Illinois (14/-)	51-49	W
1/21/99	IOWA (11/14)	80-65	W
1/24/99	Indiana (11/18)	73-59	W
1/27/99	OHIO STATE (8/15)	76-71	W
1/30/99	NORTHWESTERN (8/-)	65-48	W
2/2/99	Penn State (8/-)	70-68	W
2/6/99	Iowa (8/14)	95-81	W
2/11/99	ILLINOIS (5/-)	61-44	W
2/13/99	Minnesota (5/22)	84-82	W
2/16/99	PURDUE (4/17)	82-69	W
2/18/99	Michigan (4/-)	73-58	W
2/21/99	WISCONSIN (4/13)	56-51	W
2/28/99	Purdue (3/23)	60-46	W
3/5/99	*Northwestern (2/-)	61-59	W
3/6/99	*Wisconsin (2/19)	56-41	W
3/7/99	*Illinois (2/-)	67-50	W
3/12/99	*Mt. St. Mary's (2/-)	76-53	W
3/14/99	*Mississippi (2/-)	74-66	W
3/19/99	*Oklahoma (2/-)	54-46	W
3/21/99	&Kentucky (2/8)	73-66	W
3/27/99	*Duke (2/1)	62-68	L

! Coca Cola Spartan Classic (1st place)

* Great Eight (Chicago, Ill.)

* Pearl Harbor Classic (Laie, Hawaii - 1st place)

* Big Ten Tournament (Chicago, Ill.)

* NCAA Tournament (Milwaukee, Wis.)

* NCAA Tournament (St. Louis, Mo.)

* NCAA Final Four (St. Petersburg, Fla.)

1998-99 Roster

#	Name (Ht., Year., Pos.)	PPG
3	Thomas Kelley (6-2, Sr., G)	5.1
5	Lorenzo Guess (6-3, So., G)	0.8
10	Tony Schembri (6-2, Fr., G)	---
11	David Thomas (6-7, Jr., G/F)	---
12	Mateen Cleaves (6-2, Jr., G)	11.7
13	Antonio Smith (6-8, Sr., F)	6.5
14	Charlie Bell (6-3, So., G)	7.8
15	Mat Ishbia (5-10, Fr., G)	---
23	Brandon Smith (5-11, So., G)	0.2
25	Steve Cherry (6-6, So., F)	0.5
30	Doug Davis (6-3, So., G)	1.9
34	Andre Hutson (6-8, So., F)	8.9
42	Morris Peterson (6-6, Jr., G/F)	13.6
43	A.J. Granger (6-9, Jr., F)	6.6
44	Jason Klein (6-7, Sr., G/F)	9.4
55	Adam Ballinger (6-9, Fr., F)	1.5

1999-2000

NATIONAL CHAMPIONS

BIG TEN CHAMPIONS

#2 AP/#1 ESPN/USA Today

(32-7 Overall; 13-3 - T-1st Big Ten)

DATE	OPPONENT	MSU-OPP	W/L
11/22/99	TOLEDO (3/-)	78-33	W
11/25/99	*Providence (3/-)	82-58	W
11/26/99	*South Carolina (3/-)	59-56	W
11/27/99	*Texas (3/20)	74-81	L
12/1/99	North Carolina (8/2)	86-76	W
12/3/99	!HOWARD (8/-)	75-45	W
12/4/99	!EASTERN MICH. (8/-)	74-57	W
12/7/99	+Kansas (4/5)	66-54	W
12/11/99	Arizona (4/2)	68-79	L
12/18/99	OAKLAND (5/-)	86-51	W
12/23/99	Kentucky (5/-)	58-60	L
12/28/99	MISS. VALLEY ST. (8/-)	96-63	W
12/30/99	Wright State (8/-)	49-53	L
1/5/00	PENN STATE (11/-)	76-63	W
1/8/00	Iowa (11/-)	75-53	W
1/11/00	INDIANA (11/9)	77-71	ot W
1/20/00	Ohio State (10/13)	67-78	L
1/22/00	NORTHWESTERN (10/-)	69-45	W
1/27/00	Northwestern (9/-)	59-29	W
1/30/00	ILLINOIS (9/-)	91-66	W
2/1/00	Michigan (8/-)	82-62	W
2/5/00	CONNECTICUT (8/7)	85-66	W
2/8/00	Purdue (6/-)	67-70	L
2/12/00	Wisconsin (6/-)	61-44	W
2/15/00	OHIO STATE (6/7)	83-72	W
2/19/00	WISCONSIN (6/-)	59-54	W
2/23/00	Penn State (5/-)	79-63	W
2/26/00	Indiana (5/16)	79-81	ot L
3/2/00	MINNESOTA (7/-)	79-43	W
3/4/00	MICHIGAN (7/-)	114-63	W
3/10/00	*Iowa (5/-)	75-65	W
3/11/00	*Wisconsin (5/-)	55-46	W
3/12/00	*Illinois (5/25)	76-61	W
3/16/00	*Valparaiso (2/-)	65-38	W
3/18/00	*Utah (2/-)	73-61	W
3/23/00	&Syracuse (2/16)	75-58	W
3/25/00	&Iowa State (2/6)	75-64	W
4/1/00	*Wisconsin (2/-)	53-41	W
4/3/00	*Florida (2/13)	89-76	W

^ Puerto Rico Shootout (Bayamon, P.R. - 2nd place)

! Coca Cola Spartan Classic

* Great Eight (Chicago, Ill.)

* Big Ten Tournament (Chicago, Ill.)

* NCAA Tournament (Cleveland, Ohio)

* NCAA Tournament (Auburn Hills, Mich.)

* NCAA Final Four (Indianapolis, Ind.)

1999-2000 Roster

#	Name (Ht., Year., Pos.)	PPG
3	Adam Wolfe (6-9, Fr., F)	---
10	Brandon Smith (5-11, Jr., G)	0.4
11	David Thomas (6-7, Jr., G/F)	2.4
12	Mateen Cleaves (6-2, Sr., G)	12.1
14	Charlie Bell (6-3, Jr., G)	11.5
15	Mat Ishbia (5-10, Fr., G)	0.5
20	Mike Chappell (6-9, Jr., F)	5.9
22	Steve Cherry (6-6, Jr., F)	0.7
23	Jason Richardson (6-6, Fr., G/F)	5.1
25	Aloysius Anagnonye (6-8, Fr., F)	2.9
34	Andre Hutson (6-8, Jr., F)	10.2
42	Morris Peterson (6-7, Sr., F)	16.8
43	A.J. Granger (6-9, Sr., F)	9.5
44	Jason Andreas (6-10, Fr., C)	---
55	Adam Ballinger (6-9, Fr., F)	2.0

2000-01

NCAA FINAL FOUR

BIG TEN CHAMPIONS

#3 AP/#3 ESPN/USA Today

(28-5 Overall; 13-3 - T-1st Big Ten)

DATE	OPPONENT	MSU-OPP	W/L
11/19/00	OAKLAND (3/-)	97-61	W
11/24/00	!CORNELL (4/-)	89-56	W
11/25/00	!EASTERN WASH. (4/-)	83-61	W
11/29/00	NORTH CAROLINA (3/6)	77-64	W
12/2/00	ILL.-CHICAGO (3/-)	97-53	W
12/6/00	FLORIDA (2/8)	99-83	W
12/9/00	Loyola (Ill.) (2/-)	103-71	W
12/16/00	KENTUCKY (2/-)	46-45	W
12/19/00	*Seton Hall (2/8)	72-57	W
12/27/00	*Bowling Green (1/-)	85-69	W
12/30/00	WRIGHT STATE (1/-)	88-61	W
1/3/01	PENN STATE (1/-)	98-73	W
1/7/01	Indiana (1/-)	58-59	L
1/10/01	NORTHWESTERN (3/-)	84-53	W
1/13/01	WISCONSIN (3/17)	69-59	ot W
1/21/01	OHIO STATE (3/-)	71-56	W
1/24/01	Northwestern (3/-)	74-58	W
1/27/01	Ohio State (3/-)	55-64	L
1/30/01	Michigan (5/-)	91-64	W
2/4/01	PURDUE (5/-)	72-55	W
2/6/01	Illinois (4/7)	66-77	L
2/10/01	Minnesota (4/-)	94-83	W
2/18/01	IOWA (5/25)	94-70	W
2/20/01	INDIANA (5/-)	66-57	W
2/24/01	Penn State (5/-)	76-57	W
2/27/01	Wisconsin (3/22)	51-47	W
3/3/01	MICHIGAN (3/2)	78-57	W
3/9/01	*Penn State (2/-)	63-65	L
3/16/01	*Alabama St. (3/-)	69-35	W
3/18/01	*Fresno State (3/-)	81-65	W
3/27/01	&Gonzaga (3/-)	77-62	W
3/25/01	&Temple (3/-)	69-62	W
3/31/01	*Arizona (3/5)	61-80	L

! Coca Cola Spartan Classic (1st place)

* Jimmy V Classic (East Rutherford, N.J.)

* Sprite Holiday Classic (Auburn Hills, Mich.)

* Big Ten Tournament (Chicago, Ill.)

* NCAA Tournament (Memphis, Tenn.)

* NCAA Tournament (Atlanta, Ga.)

* NCAA Final Four (Minneapolis, Minn.)

2000-01 Roster

#	Name (Ht., Year., Pos.)	PPG
1	Marcus Taylor (6-3, Fr., G)	7.4
3	Adam Wolfe (6-9, Fr., F)	1.7
10	Brandon Smith (5-11, Sr., G)	0.4
11	David Thomas (6-7, Sr., G/F)	5.4
14	Charlie Bell (6-3, Sr., G)	13.5
15	Mat Ishbia (5-10, So., G)	0.3
20	Mike Chappell (6-9, Sr., G/F)	4.7
23	Jason Richardson (6-6, So., G/F)	14.7
25	Aloysius Anagnonye (6-8, So., F)	4.7
30	Tim Bogracs (6-2, Fr., G)	---
34	Andre Hutson (6-8, Sr., F)	13.8
44	Jason Andreas (6-10, Fr., C)	0.5
50	Zach Randolph (6-9, Fr., C)	10.8
55	Adam Ballinger (6-9, So., F)	1.9

YEAR-BY-YEAR RESULTS

2001-02

NCAA TOURNAMENT

(19-12 Overall; 10-6 - 5th Big Ten)

DATE	OPPONENT	MSU-OPP	W/L
11/12/01	*DETROIT (15/-)	80-70	W
11/14/01	*OKLAHOMA (15/25)	67-55	W
11/21/01	*Syracuse (13/18)	58-69	L
11/23/01	*Fresno St. (13/23)	58-63	L
11/30/01	*IPFW (22/-)	81-68	W
12/1/01	*LAMAR (22/-)	80-71	W
12/5/01	Florida (24/6)	70-74	L
12/9/01	NICHOLLS ST. (24/-)	92-38	W
12/15/01	ARIZONA (23/6)	74-60	W
12/17/01	UNC ASHEVILLE (17/-)	76-56	W
12/19/01	OAKLAND (17/-)	78-50	W
12/22/01	SETON HALL (17/-)	68-64	W
12/29/01	*Stanford (13/16)	64-75	L
1/5/02	Minnesota (19/-)	67-70	L
1/8/02	Indiana (25/-)	65-83	L
1/12/02	WISCONSIN (25/-)	63-64	L
1/16/02	PURDUE	65-56	W
1/19/02	Penn State	77-65	W
1/22/02	Iowa	71-75	L
1/30/02	MICHIGAN	71-44	W
2/3/02	Illinois (-/12)	67-61	W
2/6/02	Northwestern	49-61	L
2/10/02	OHIO STATE (-/16)	67-64	W
2/12/02	ILLINOIS (-/18)	61-63	L
2/16/02	Purdue	62-59	W
2/21/02	MINNESOTA	74-55	W
2/24/02	INDIANA (-/23)	57-54	W
2/26/02	Ohio State (-/18)	81-76	W
3/2/02	IOWA	93-79	W
3/9/02	*Indiana (-/22)	56-67	L
3/15/02	*North Carolina St.	58-69	L

! Coca Cola Spartan Classic

* Preseason NIT (East Lansing)

* Preseason NIT (New York - 4th place)

% Pete Newell Challenge (Oakland, Calif.)

% Big Ten Tournament (Indianapolis, Ind.)

\$ NCAA Tournament (Washington, D.C.)

2001-02 Roster

#	Name (Ht., Year., Pos.)	PPG
1	Marcus Taylor (6-3, So., G)	16.8
3	Adam Wolfe (6-9, So., F)	9.4
5	Chris Hill (6-3, Fr., G)	11.5
10	Aaron Alexander (6-5, Fr., F)	0.3
11	Mat Ishbia (5-10, Sr., G)	1.1
15	Alan Anderson (6-6, Fr., G)	6.5
20	Jayson Vincent (6-4, Jr., G)	---
23	Kelvin Torbert (6-4, Fr., G)	8.2
25	Aloysius Anagnonye (6-8, Jr., F)	7.7
30	Tim Bograkovs (6-2, Fr., G)	1.4
44	Jason Andreas (6-10, So., C)	2.6
52	Brian Westrick (6-5, Jr., F)	0.8
55	Adam Ballinger (6-9, Jr., F)	11.2

2002-03

NCAA TOURNAMENT

#18 ESPN/USA Today

(22-13 Overall; 10-6 - T-3rd Big Ten)

DATE	OPPONENT	MSU-OPP	W/L
11/22/02	UNC ASHEVILLE (9/-)	66-52	W
11/28/03	*Montana (9/-)	80-60	W
11/29/02	*Villanova (9/-)	73-81	L
11/30/02	*Oklahoma St. (9/-)	61-64	L
12/4/02	VIRGINIA (21/22)	82-75	W
12/8/02	CLEVELAND ST. (21/-)	79-47	W
12/14/02	Kentucky (21/12)	71-67	W
12/17/02	LOYOLA (15/-)	80-54	W
12/21/02	SOUTH FLORIDA (15/-)	65-56	W
12/28/02	JACKSONVILLE ST. (15/-)	76-52	W
12/30/02	TOLEDO (14/-)	76-81	L
1/4/03	*Oklahoma (14/10)	58-60	L
1/9/03	OHIO STATE (25/-)	66-55	W
1/11/03	Iowa (25/-)	64-68	L
1/14/03	Purdue	60-72	L
1/18/03	Minnesota	69-77	L
1/22/03	PENN STATE	70-36	W
1/26/03	Michigan	58-60	L
1/28/03	INDIANA (-/19)	61-54	W
2/2/03	ILLINOIS (-/13)	68-65	W
2/8/03	Indiana	67-62	ot W
2/11/03	Wisconsin	53-64	L
2/15/03	NORTHWESTERN	64-51	W
2/18/03	Illinois (-/20)	40-70	L
2/23/03	SYRACUSE (-/15)	75-76	L
2/26/03	MINNESOTA	71-61	W
3/1/03	PURDUE	69-61	W
3/5/03	IOWA	82-54	W
3/8/03	Ohio State	72-58	W
3/14/03	*Purdue	54-42	L
3/15/03	*Ohio State	54-55	L
3/21/03	*Colorado	79-64	W
3/23/03	*Florida (-/10)	68-46	W
3/28/03	*Maryland (-/17)	60-58	W
3/30/03	*Texas (-/5)	76-85	L

% Great Alaska Shootout (Anchorage - 4th place)

+ All College Classic (Oklahoma City, Okla.)

% Big Ten Tournament (Chicago, Ill.)

% NCAA Tournament (Tampa, Fla.)

& NCAA Tournament (San Antonio, Texas)

2002-03 Roster

#	Name (Ht., Year., Pos.)	PPG
2	Anthony Hamo (6-2, Fr., G)	---
3	Adam Wolfe (6-9, Jr., F)	1.4
5	Chris Hill (6-3, So., G)	13.7
11	Rashi Johnson (6-2, Jr., G)	1.0
13	Maurice Ager (6-4, Fr., G)	6.7
15	Alan Anderson (6-6, So., F)	9.8
20	Jayson Vincent (6-4, Fr., G)	0.3
23	Kelvin Torbert (6-4, So., G)	8.7
25	Aloysius Anagnonye (6-8, Sr., F)	7.4
30	Tim Bograkovs (6-2, So., G)	1.6
40	Paul Davis (6-11, Fr., C)	7.8
41	Erazem Lorbek (6-10, Fr., F)	6.4
43	Andy Harvey (6-5, Fr., F)	0.0
44	Jason Andreas (6-10, Jr., C)	1.0
50	Delco Rowley (6-8, Fr., F)	---
52	Brian Westrick (6-5, Sr., F)	0.2
55	Adam Ballinger (6-9, Sr., F)	5.5

2003-04

NCAA TOURNAMENT

(18-12 Overall; 12-4 - T-2nd Big Ten)

DATE	OPPONENT	MSU-OPP	W/L
11/21/03	BUCKNELL (3/-)	64-52	W
11/25/03	Kansas (3/6)	74-81	L
11/29/03	*PENN (3/-)	77-52	W
11/30/03	*IDPAUL (3/-)	89-81	W
12/3/03	DUKE (5/6)	50-72	L
12/6/03	*Oklahoma (5/14)	77-80	ot L
12/13/03	%Kentucky (21/8)	74-79	L
12/16/03	SOUTH FLORIDA (25/-)	73-60	W
12/20/03	at UCLA (25/-)	58-64	L
12/30/03	COPPIN STATE	78-72	W
1/3/04	Syracuse (-/17)	83-96	L
1/10/04	Wisconsin (-/21)	64-77	L
1/14/04	PENN STATE	76-58	W
1/17/04	MICHIGAN	71-54	W
1/21/04	Northwestern	73-61	W
1/25/04	Purdue (-/23)	70-76	ot L
1/28/04	Minnesota	79-78	ot W
1/31/04	INDIANA	84-72	W
2/4/04	IOWA	89-72	W
2/7/04	Ohio State	84-70	W
2/10/04	Illinois	51-75	L
2/14/04	MINNESOTA	69-58	W
2/17/04	PURDUE	62-55	W
2/21/04	NORTHWESTERN	66-56	W
2/24/04	Michigan	72-69	W
2/28/04	Penn State	67-42	W
3/2/04	WISCONSIN (-/17)	64-68	ot L
3/12/04	*Northwestern	68-55	W
3/13/04	*Wisconsin (-/10)	66-68	L
3/18/04	*Nevada	66-72	L

% The Basketball (Detroit, Mich. - Ford Field; Attn: 78,129)

! Spartan Classic

+ Spartan Clash (Auburn Hills, Mich.)

% Big Ten Tournament (Indianapolis, Ind.)

% NCAA Tournament (Seattle, Wash.)

2003-04 Roster

#	Name (Ht., Year., Pos.)	PPG
2	Brandon Cotton (6-0, Fr., G)	1.0
3	Shannon Brown (6-3, Fr., G)	7.9
5	Chris Hill (6-3, Jr., G)	13.8
10	Tyrone Deacon (6-2, Fr., G)	---
11	Rashi Johnson (6-2, Sr., G)	0.7
13	Maurice Ager (6-4, So., G)	8.5
15	Alan Anderson (6-6, Jr., G/F)	8.1
20	Matt Trannon (6-6, So., F)	1.2
22	Anthony Hamo (6-2, Fr., G)	0.4
23	Kelvin Torbert (6-4, Jr., G)	10.7
25	Jake Hogeboom (6-1, Fr., G)	---
30	Tim Bograkovs (6-2, Jr., G)	0.9
34	Drew Nymick (6-10, Fr., C)	0.6
40	Paul Davis (6-11, So., C)	15.8
43	Andy Harvey (6-5, So., F)	0.0
44	Jason Andreas (6-10, Sr., C)	2.8
50	Delco Rowley (6-8, Fr., F)	1.2
54	Justin Ockerman (6-9, Fr., C)	0.4



YEAR-BY-YEAR RESULTS

2004-05

NCAA FINAL FOUR

#15 AP/#4 ESPN/USA Today

(26-7 Overall; 13-3 - 2nd Big Ten)

DATE	OPPONENT	MSU-OPP	W/L
11/19/04	FLORIDA A&M (13/-)	104-72	W
11/23/04	GREEN BAY (10/-)	104-46	W
11/27/04	NICHOLLS ST. (10/-)	102-52	W
11/30/04	Duke (11/10)	74-81	L
12/4/04	+George Wash. (11/-)	83-96	L
12/5/04	+George Mason (11/-)	66-60	W
12/11/04	%Stanford (20/-)	78-53	W
12/18/04	DELAWARE ST. (21/-)	63-45	W
12/21/04	UCLA (23/-)	76-64	W
12/29/04	UNC ASHEVILLE (23/-)	92-63	W
1/5/05	Penn State (20/-)	84-58	W
1/8/05	NORTHWESTERN (20/-)	87-58	W
1/16/05	Wisconsin (15/-)	59-62	L
1/18/05	PURDUE (19/-)	71-64	W
1/22/05	Minnesota (19/-)	69-55	W
1/27/05	MICHIGAN (15/-)	64-53	W
1/29/05	OAKLAND (15/-)	92-75	W
2/1/05	ILLINOIS (12/1)	68-81	L
2/5/05	Iowa (12/-)	75-64	W
2/9/05	OHIO STATE (13/-)	83-69	W
2/12/05	Michigan (13/-)	64-49	W
2/16/05	MINNESOTA (11/-)	81-62	W
2/19/05	Purdue (11/-)	68-57	W
2/24/05	WISCONSIN (10/20)	77-64	W
2/27/05	Indiana (10/-)	74-78	ot L
3/2/05	Northwestern (14/-)	69-58	W
3/5/05	PENN STATE (14/-)	90-64	W
3/11/05	*Iowa (13/-)	69-71	L
3/18/05	*Old Dominion (15/-)	89-81	W
3/20/05	*Vermont (15/-)	72-61	W
3/25/05	&Duke (15/3)	78-68	W
3/27/05	&Kentucky (15/7)	94-88	2ot W
4/2/05	*North Carolina (15/2)	71-87	L
* BBAT Classic (Washington, D.C. - 3rd place)			
% Spartan Clash (Auburn Hills, Mich.)			
* Big Ten Tournament (Chicago, Ill.)			
§ NCAA Tournament (Worcester, Mass.)			
& NCAA Tournament (Austin, Texas)			
# NCAA Final Four (St. Louis, Mo.)			

2004-05 Roster

#	Name (Ht., Year., Pos.)	PPG
00	Idong Ibok (6-10, Fr., C)	---
3	Shannon Brown (6-4, So., G)	10.9
5	Chris Hill (6-3, Sr., G)	8.8
10	Jason Aerts (6-6, Jr., F)	0.9
12	Drew Neitzel (6-0, Fr., G)	3.5
13	Maurice Ager (6-5, Jr., G)	14.1
14	Goran Suton (6-10, Fr., C)	---
15	Alan Anderson (6-6, Sr., G/F)	13.2
20	Matt Trannon (6-6, Jr., F)	2.3
22	Anthony Hamo (6-2, So., G)	0.0
23	Kelvin Tolbert (6-4, Sr., G)	9.5
30	Tim Bograkov (6-2, Sr., G)	1.5
34	Drew Naymick (6-10, So., C)	1.5
40	Paul Davis (6-11, Jr., C)	12.3
42	Marquise Gray (6-8, Fr., F)	---
43	Andy Harvey (6-5, Sr., F)	0.3
50	Delco Rowley (6-8, So., F)	1.8

2005-06

NCAA TOURNAMENT

(22-12 Overall; 8-8 - T-6th Big Ten)

DATE	OPPONENT	MSU-OPP	W/L
11/19/05	Hawai'i (4/-)	62-84	L
11/21/05	+Chaminade (12/-)	89-67	W
11/22/05	+Gonzaga (12/8)	106-109	3ot L
11/23/05	*Arizona (12/9)	74-71	ot W
11/27/05	IPFW (12/-)	84-73	W
11/30/05	GEORGIA TECH (13/-)	88-86	W
12/3/05	%UALR (13/-)	72-67	W
12/6/05	*Boston College (14/6)	77-70	W
12/10/05	*Wichita State (14/-)	83-64	W
12/16/05	CLEVELAND ST. (12/-)	83-75	W
12/18/05	FLORIDA INTER. (12/-)	85-58	W
12/21/05	UW-Green Bay (10/-)	98-69	W
12/28/05	TENN. TECH (9/-)	80-63	W
12/31/05	COPPIN STATE (9/-)	78-54	W
1/5/06	Illinois (7/6)	50-60	L
1/8/06	Wisconsin (7/-)	63-82	L
1/11/06	INDIANA (14/9)	87-73	W
1/15/06	Ohio State (14/19)	62-59	2ot W
1/21/06	IOWA (11/23)	85-55	W
1/25/06	Michigan (11/-)	67-72	L
1/28/06	PENN STATE (11/-)	69-60	W
2/4/06	Northwestern (12/-)	77-66	W
2/8/06	PURDUE (12/-)	77-52	W
2/11/06	Minnesota (12/-)	55-69	L
2/14/06	Iowa (16/18)	54-66	L
2/18/06	MICHIGAN (16/-)	90-71	W
2/22/06	OHIO STATE (18/13)	68-79	L
2/26/06	Indiana (18/-)	71-78	L
3/2/06	WISCONSIN (25/-)	74-65	W
3/4/06	ILLINOIS (25/10)	68-75	L
3/9/06	*Purdue	70-58	W
3/10/06	*Illinois (-/9)	61-56	W
3/11/06	*Iowa (-/20)	48-53	L
3/17/06	&George Mason	65-75	L
* Maui Invitational (Lahaina, Hawaii - 3rd place)			
% Grand Rapids, Mich.			
# Jimmy V Classic (New York, N.Y.)			
% Spartan Clash (Auburn Hills, Mich.)			
* Big Ten Tournament (Indianapolis, Ind.)			
& NCAA Tournament (Dayton, Ohio)			

2005-06 Roster

#	Name (Ht., Year., Pos.)	PPG
00	Idong Ibok (6-11, Fr., C)	0.4
1	Brandon Darnon (5-10, So., G)	0.0
2	Bryan Tibaldi (6-1, So., G)	0.0
3	Shannon Brown (6-4, Jr., G)	17.2
5	Travis Walton (6-2, Fr., G)	1.8
10	Jason Aerts (6-6, Sr., F)	0.2
11	Drew Neitzel (6-0, So., G)	8.3
13	Maurice Ager (6-5, Sr., G)	19.3
14	Goran Suton (6-10, Fr., C)	3.0
15	DeMarcus Ducre (5-10, So., G)	0.8
20	Matt Trannon (6-6, Sr., F)	4.6
22	Anthony Hamo (6-2, Sr., G)	0.2
23	Maurice Joseph (6-4, Fr., G)	0.7
34	Drew Naymick (6-10, Jr., C)	1.1
40	Paul Davis (6-11, Sr., C)	17.5
41	Marquise Gray (6-8, Fr., F)	3.0
43	Jake Hannon (6-5, So., F)	0.7
50	Delco Rowley (6-8, Jr., F)	1.0

2006-07

NCAA TOURNAMENT

(23-12 Overall; 8-8 - T-6th Big Ten)

DATE	OPPONENT	MSU-OPP	W/L
11/8/06	%BROWN	45-34	W
11/9/06	*YOUNGSTOWN STATE	86-61	W
11/12/06	THE CITADEL	73-41	W
11/16/06	*Texas (-/19)	63-61	W
11/17/06	*Maryland	60-62	L
11/21/06	VERMONT	66-46	W
11/25/06	OAKLAND	71-53	W
11/29/06	Boston College	58-65	L
12/3/06	BRADLEY	82-53	W
12/6/06	IPFW	80-43	W
12/9/06	\$BYU	76-61	W
12/16/06	CHICAGO STATE	69-61	W
12/19/06	BELMONT	67-58	W
12/23/06	UW-GREEN BAY	76-64	W
12/30/06	LOYOLA (MD.)	74-61	W
1/4/07	Iowa	60-62	L
1/7/07	Indiana	51-73	L
1/10/07	NORTHWESTERN	66-45	W
1/14/07	ILLINOIS	63-57	W
1/20/07	Penn State	91-64	W
1/24/07	MINNESOTA	70-46	W
1/27/07	Ohio State (-/5)	64-66	L
1/30/07	Illinois	50-57	L
2/3/07	OHIO STATE (-/4)	54-63	L
2/7/07	Purdue	38-62	L
2/13/07	MICHIGAN	59-44	W
2/17/07	IOWA	81-49	W
2/20/07	WISCONSIN (-/1)	64-55	W
2/24/07	INDIANA	66-58	W
2/27/07	Michigan	56-67	L
3/3/07	Wisconsin (-/4)	50-52	L
3/8/07	*Northwestern	62-57	W
3/9/07	*Wisconsin (-/3)	57-70	L
3/15/07	&Marquette (-/18)	61-49	W
3/17/07	*North Carolina (-/8)	67-81	L
% 2K Sports College Hoops Classic (E. Lan./N.Y. - 2nd place)			
% Spartan Clash (Auburn Hills, Mich.)			
* Big Ten Tournament (Chicago, Ill.)			
& NCAA Tournament (Winston-Salem, N.C.)			

2006-07 Roster

#	Name (Ht., Year., Pos.)	PPG
00	Idong Ibok (6-11, So., C)	2.0
1	Brandon Darnon (5-10, Jr., G)	0.5
2	Raymar Morgan (6-7, Fr., F)	11.7
5	Travis Walton (6-2, So., G)	6.4
10	Bryan Tibaldi (6-1, Jr., G)	0.5
11	Drew Neitzel (6-0, Jr., G)	18.1
13	Deon Curry (6-1, So. G)	0.1
14	Goran Suton (6-10, So., C)	9.3
15	DeMarcus Ducre (5-10, Jr., G)	0.8
22	Isaiah Dahlman (6-8, Fr., G)	3.7
23	Maurice Joseph (6-4, So., G)	5.9
25	Chris Wardius (6-2, So., G)	0.6
34	Drew Naymick (6-10, Jr., C)	3.7
40	Tom Herzog (7-0, Fr., C)	---
41	Marquise Gray (6-8, So., F)	6.8
43	Jake Hannon (6-5, Jr., F)	0.7

YEAR-BY-YEAR RESULTS

2007-08

NCAA TOURNAMENT

#18 AP/#13 ESPN/USA Today

(27-9 Overall; 12-6 - 4th Big Ten)

DATE	OPPONENT	MSU-OPP	W/L
11/13/07	%CHICAGO ST. (12/-)	86-53	W
11/14/07	%LA-MONROE (12/-)	83-65	W
11/19/07	%Missouri (10/-)	86-83	W
11/20/07	%UCLA (10/2)	63-68	L
11/24/07	OAKLAND (10/-)	75-71	W
11/28/07	N. CAROLINA ST. (10/24)	81-58	W
12/1/07	JACKSONVILLE (10/-)	80-51	W
12/4/07	Bradley (9/-)	66-61	W
12/8/07	*BYU (9/20)	68-61	W
12/15/07	IPFW (9/-)	79-57	W
12/19/07	SAN JOSE STATE (9/-)	85-45	W
12/22/07	*Texas (9/4)	78-72	W
12/29/07	GREEN BAY (7/-)	93-75	W
1/5/08	MINNESOTA (6/-)	65-59	W
1/8/08	PURDUE (6/-)	78-75	W
1/12/08	Iowa (6/-)	36-43	L
1/15/08	OHIO STATE (11/-)	66-60	W
1/20/08	Minnesota (11/-)	78-73	W
1/24/08	Northwestern (10/-)	78-62	W
1/27/08	MICHIGAN (10/-)	77-62	W
1/30/08	ILLINOIS (8/-)	51-41	W
2/2/08	Penn State (8/-)	76-85	L
2/9/08	NORTHWESTERN (10/-)	70-55	W
2/12/08	Purdue (10/19)	54-60	L
2/16/08	Indiana (10/13)	61-80	L
2/20/08	PENN STATE (19/-)	86-49	W
2/23/08	IOWA (19/-)	66-52	W
2/28/08	Wisconsin (19/10)	42-57	L
3/2/08	INDIANA (19/12)	103-74	W
3/6/08	Illinois (17/-)	59-51	W
3/9/08	Ohio State (17/-)	54-63	L
3/14/08	*Ohio State (19/-)	67-60	W
3/15/08	*Wisconsin (19/8)	63-65	L
3/20/08	&Temple (18/-)	72-61	W
3/22/08	&Pittsburgh (18/17)	65-54	W
3/28/08	*Memphis (18/2)	74-92	L

% CBE Classic (East Lansing/Kansas City, Mo. - 2nd place)

* Salt Lake City, Utah

% Spartan Clash (Auburn Hills, Mich.)

% Big Ten Tournament (Indianapolis, Ind.)

% NCAA Tournament (Denver, Colo.)

% NCAA Tournament (Houston, Texas)

2007-08 Roster

#	Name (Ht., Year., Pos.)	PPG
00	Idong Ibok (6-11, Jr., C)	0.5
1	Kalin Lucas (6-0, Fr., G)	10.3
2	Raymar Morgan (6-7, So., F)	14.0
3	Chris Allen (6-3, Fr., G)	6.3
5	Travis Walton (6-2, Jr., G)	3.5
10	Jon Crandell (6-8, So., F)	0.0
11	Drew Neitzel (6-0, Sr., G)	13.9
13	Austin Thornton (6-5, Fr., F)	---
14	Goran Sutton (6-10, Jr., C)	9.1
15	Durrell Summers (6-4, Fr., G)	4.9
20	Mike Kebler (6-4, Fr., G)	0.2
22	Isaiah Dahlman (6-6, So., G)	1.1
34	Drew Naymick (6-10, Sr., C)	4.3
40	Tom Herzog (7-0, Fr., C)	1.1
41	Marquise Gray (6-8, Jr., F)	4.3

2008-09

NCAA FINAL FOUR

BIG TEN CHAMPIONS

#8 AP/#2 ESPN/USA Today

(31-7 Overall; 15-3 - 1st Big Ten)

DATE	OPPONENT	MSU-OPP	W/L
11/16/08	IDAHO (6/-)	100-62	W
11/19/08	IPFW (5/-)	70-59	W
11/27/08	*Maryland (5/-)	62-80	L
11/28/08	*Oklahoma St. (5/-)	94-79	W
11/30/08	*Wichita State (5/-)	65-57	W
12/3/08	*N. Carolina (13/1)	63-98	L
12/7/08	BRADLEY (13/-)	75-59	W
12/13/08	ALCORN STATE (18/-)	118-60	W
12/17/08	THE CITADEL (19/-)	79-65	W
12/20/08	*Texas (19/5)	67-63	W
12/27/08	*Oakland (11/-)	82-66	W
12/31/08	Minnesota (10/21)	70-58	W
1/3/09	Northwestern (10/-)	77-66	W
1/6/09	OHIO STATE (8/-)	67-58	W
1/10/09	KANSAS (8/-)	75-62	W
1/14/09	Penn State (7/-)	78-73	W
1/17/09	ILLINOIS (7/-)	63-57	W
1/21/09	NORTHWESTERN (7/-)	63-70	L
1/25/09	Ohio State (7/-)	78-67	W
1/29/09	Iowa (9/-)	71-56	W
2/1/09	PENN STATE (9/-)	68-72	L
2/4/09	MINNESOTA (13/19)	76-47	W
2/7/09	INDIANA (13/-)	75-47	W
2/10/09	Michigan (9/-)	54-42	L
2/17/09	Purdue (6/19)	54-72	L
2/22/09	WISCONSIN (6/-)	61-50	W
2/25/09	IOWA (9/-)	62-54	W
3/1/09	Illinois (9/20)	74-66	W
3/3/09	Indiana (8/-)	64-59	W
3/8/09	PURDUE (8/19)	62-51	W
3/13/09	*Minnesota (7/-)	64-56	W
3/14/09	*Ohio State (7/-)	70-82	L
3/20/09	*Robert Morris (8/-)	77-62	W
3/22/09	&USC (8/-)	74-69	W
3/27/09	*Kansas (8/14)	67-62	W
3/29/09	*Louisville (8/1)	64-52	W
4/4/09	!Connecticut (8/5)	82-73	W
4/6/09	!North Carolina (8/2)	72-89	L

+ Old Spice Classic (Lake Buena Vista, Fla.)

% Ford Field, Detroit, Mich.

% Houston, Texas

% Auburn Hills, Mich.

% Big Ten Tournament (Indianapolis, Ind.)

% NCAA Tournament (Minneapolis, Minn.)

% NCAA Tournament (Indianapolis, Ind.)

% NCAA Final Four (Detroit, Mich.)

2008-09 Roster

#	Name (Ht., Year., Pos.)	PPG
00	Idong Ibok (6-11, Sr., C)	0.4
1	Kalin Lucas (6-0, So., G)	14.7
2	Raymar Morgan (6-8, Jr., F)	10.2
3	Chris Allen (6-3, So., G)	8.4
5	Travis Walton (6-2, Sr., G)	5.1
10	Delvon Roe (6-8, Jr., F)	5.6
13	Austin Thornton (6-5, Fr., F)	1.2
14	Goran Sutton (6-10, Sr., C)	10.4
15	Durrell Summers (6-4, So., G)	8.6
20	Mike Kebler (6-4, So., G)	0.5
22	Isaiah Dahlman (6-6, Jr., G)	0.8
23	Draymond Green (6-6, Fr., F)	3.3
25	Jon Crandell (6-8, Jr., F)	0.4
34	Korie Lucious (5-11, Fr., G)	3.2
40	Tom Herzog (7-0, So., C)	0.6
41	Marquise Gray (6-8, Sr., F)	3.1

2009-10

NCAA FINAL FOUR

BIG TEN CHAMPIONS

#13 AP/#4 ESPN/USA Today

(28-9 Overall; 14-4 - 1st Big Ten)

DATE	OPPONENT	MSU-OPP	W/L
11/13/09	FLA. GULF COAST (2/-)	97-58	W
11/17/09	GONZAGA (2/-)	75-71	W
11/20/09	%TOLEDO (2/-)	75-62	W
11/22/09	%VALPARAISO (2/-)	90-60	W
11/27/09	%Florida (2/-)	74-77	L
11/28/09	%UMass (2/-)	106-68	W
12/1/09	North Carolina (9/10)	82-89	L
12/4/09	WOFFORD (9/-)	72-60	W
12/7/09	The Citadel (12/-)	69-56	W
12/10/09	OAKLAND (12/-)	88-57	W
12/19/09	IPFW (12/-)	72-60	W
12/22/09	Texas (9/2)	68-79	L
12/30/09	UT ARLINGTON (11/-)	87-68	W
1/2/10	Northwestern (11/25)	91-70	W
1/6/10	WISCONSIN (10/17)	54-47	W
1/9/10	Iowa (10/-)	71-53	W
1/13/10	MINNESOTA (7/-)	60-53	W
1/16/10	ILLINOIS (7/-)	73-63	W
1/20/10	IOWA (6/-)	70-63	W
1/23/10	Minnesota (6/-)	65-64	W
1/26/10	Michigan (5/-)	57-56	W
1/30/10	NORTHWESTERN (5/-)	79-70	W
2/2/10	Wisconsin (5/16)	49-67	L
2/6/10	Illinois (5/-)	73-78	L
2/9/10	PURDUE (10/6)	64-76	L
2/13/10	Penn State (10/-)	65-54	W
2/16/10	Indiana (11/-)	72-58	W
2/21/10	OHIO STATE (11/9)	67-74	L
2/28/10	Purdue (14/3)	53-44	W
3/4/10	PENN STATE (11/-)	67-65	W
3/7/10	MICHIGAN (11/-)	64-48	W
3/12/10	*Minnesota (11/-)	67-72	ot L
3/19/10	&New Mexico St. (13/-)	70-67	W
3/21/10	&Maryland (13/20)	85-83	W
3/26/10	*Northern Iowa (13/-)	59-52	W
3/28/10	*Tennessee (13/15)	70-69	W
4/3/10	!Butler (13/11)	50-52	L

% Legends Classic (East Lansing/Atlantic City, N.J. - 3rd place)

% Big Ten Tournament (Indianapolis, Ind.)

% NCAA Tournament (Spokane, Wash.)

% NCAA Tournament (St. Louis, Mo.)

% NCAA Final Four (Indianapolis, Ind.)

2009-10 Roster

#	Name (Ht., Year., Pos.)	PPG
1	Kalin Lucas (6-1, Jr., G)	14.8
2	Raymar Morgan (6-8, Sr., F)	11.3
3	Chris Allen (6-3, Jr., G)	8.2
5	Dion Sims (6-5, Fr., F)	0.0
10	Delvon Roe (6-8, So., F)	6.4
13	Austin Thornton (6-5, So., G)	1.0
15	Durrell Summers (6-4, Jr., G)	11.3
20	Mike Kebler (6-4, Jr., G)	0.3
22	Isaiah Dahlman (6-6, Sr., G)	1.3
23	Draymond Green (6-6, So., F)	9.9
25	Jon Crandell (6-8, Sr., F)	0.0
34	Korie Lucious (5-11, So., G)	5.6
40	Tom Herzog (7-0, Jr., C)	1.3
41	Garrick Sherman (6-10, Fr., C)	1.9
44	Anthony Ianni (6-9, Jr., C)	---
50	Derrick Nix (6-8, Fr., C)	2.3



YEAR-BY-YEAR RESULTS

2010-11

NCAA TOURNAMENT

(19-15 Overall: 9-9 - t-4th Big Ten)

DATE	OPPONENT	MSU-OPP	W/L
11/12/10	EASTERN MICH. (2/-)	96-66	W
11/16/10	SOUTH CAROLINA (2/-)	82-73	W
11/22/10	%Chaminade (2/-)	82-74	W
11/23/10	%Connecticut (2/-)	67-70	L
11/24/10	%Washington (2/13)	76-71	W
11/28/10	TENN. TECH (2/-)	73-55	W
12/1/10	Duke (6/1)	79-84	L
12/4/10	BOWLING GREEN (9/-)	74-39	W
12/7/10	Syracuse (7/8)	58-72	L
12/11/10	*Oakland (7/-)	77-76	W
12/18/10	PRAIRIE VIEW A&M (14/-)	90-51	W
12/22/10	TEXAS (12/18)	55-67	L
12/31/10	MINNESOTA (20/14)	71-62	W
1/3/11	Northwestern (18/-)	65-62	W
1/8/11	Penn State (18/-)	62-66	L
1/11/11	WISCONSIN (-/20)	64-61	ot W
1/15/11	NORTHWESTERN	71-67	ot W
1/18/11	Illinois (17/23)	62-71	L
1/22/11	Purdue (17/14)	76-86	L
1/27/11	MICHIGAN (25/-)	57-61	L
1/30/11	INDIANA (25/-)	84-83	ot W
2/2/11	Iowa	52-72	L
2/6/11	Wisconsin (-/19)	56-82	L
2/10/11	PENN STATE	75-57	W
2/15/11	Ohio State (-/2)	61-71	L
2/19/11	ILLINOIS	61-57	W
2/22/11	Minnesota	53-48	W
2/27/11	PURDUE (-/8)	47-67	L
3/2/11	IOWA	85-66	W
3/5/11	Michigan	63-70	L
3/10/11	*Iowa	66-61	W
3/11/11	*Purdue (-/9)	74-56	W
3/12/11	*Penn State	48-61	L
3/17/11	*UCLA	76-78	L

% Maui Invitational (Lahaina, Hawaii - 3rd place)

* Auburn Hills, Mich.

* Big Ten Tournament (Indianapolis, Ind.)

* NCAA Tournament (Tampa, Fla.)

2010-11 Roster

#	Name (Ht., Year., Pos.)	PPG
0	Russell Byrd (6-7, Fr., G)	---
1	Kalin Lucas (6-1, Sr., G)	17.0
2	Alex Gauna (6-9, Fr., F)	---
3	Matt Heneveld	0.0
5	Adreian Payne (6-10, Fr., C)	2.5
10	Delvon Roe (6-8, Jr., F)	6.1
11	Keith Appling (6-1, Fr., G)	6.4
13	Austin Thornton (6-0, Jr., G)	2.0
14	Dan Chapman (6-3, Fr., G)	0.0
15	Durrell Summers (6-5, Sr., G)	11.6
20	Mike Kebler (6-4, Sr., G)	1.5
23	Draymond Green (6-6, Jr., F)	12.6
25	Derrick Nix (6-9, So., C)	2.7
34	Korie Lucious (5-11, Jr., G)	6.5
40	Nick Giard.	0.0
41	Garrick Sherman (6-10, So., C)	3.1
44	Anthony Ianni (6-9, Jr., C)	0.3

2011-12

NCAA TOURNAMENT

BIG TEN CHAMPIONS

#5 AP/#7 ESPN/USA Today

(29-8 Overall: 13-5 - t-1st Big Ten)

DATE	OPPONENT	MSU-OPP	W/L
11/11/11	%North Carolina (-/1)	55-67	L
11/15/11	*Duke (-/6)	69-74	L
11/18/11	TEXAS SOUTHERN	76-41	W
11/20/11	UALR	69-47	W
11/23/11	MILWAUKEE	68-55	W
11/27/11	Eastern Michigan	72-40	W
11/30/11	FLORIDA STATE	65-49	W
12/4/11	NEBRASKA OMAHA	110-68	W
12/7/11	CENTRAL CONN.	89-69	W
12/10/11	Gonzaga (-/23)	74-67	W
12/17/11	BOWLING GREEN (21/-)	74-60	W
12/19/11	UMKC (19/-)	89-54	W
12/22/11	LEHIGH (19/-)	90-81	W
12/28/11	INDIANA (16/13)	80-65	W
12/31/11	Nebraska (16/-)	68-55	W
1/3/12	Wisconsin (10/18)	63-60	ot W
1/10/12	IOWA (6/-)	95-61	W
1/14/12	Northwestern (6/-)	74-81	L
1/17/12	Michigan (9/20)	59-60	L
1/21/12	PURDUE (9/-)	83-58	W
1/25/12	MINNESOTA (10/-)	68-52	W
1/31/12	Illinois (9/-)	41-42	L
2/5/12	MICHIGAN (9/23)	64-54	W
2/8/12	PENN STATE (11/-)	77-57	W
2/11/12	Ohio State (11/3)	58-48	W
2/16/12	WISCONSIN (7/15)	69-55	W
2/19/12	Purdue (7/-)	76-62	W
2/22/12	Minnesota (6/-)	66-61	W
2/25/12	NEBRASKA (6/-)	62-34	W
2/28/12	Indiana (5/18)	55-70	L
3/4/12	OHIO STATE (5/10)	70-72	L
3/9/12	*Iowa (8/-)	92-75	W
3/10/12	*Wisconsin (8/14)	65-52	W
3/11/12	*Ohio State (8/7)	68-64	W
3/16/12	&LIU Brooklyn (5/-)	89-67	W
3/18/12	&Saint Louis (5/-)	65-61	W
3/22/12	#Louisville (5/17)	44-57	L

% Quicken Loans Carrier Classic (USS Carl Vinson, San Diego)

* Champions Classic (New York, N.Y.)

* Big Ten Tournament (Indianapolis, Ind.)

* NCAA Tournament (Columbus, Ohio)

* NCAA Tournament (Phoenix, Ariz.)

2011-12 Roster

#	Name (Ht., Year., Pos.)	PPG
0	Russell Byrd (6-7, Fr., G)	1.5
2	Alex Gauna (6-9, Fr., F)	1.8
3	Brandon Kearney (6-5, Fr., G)	1.2
5	Adreian Payne (6-10, So., C)	7.0
11	Keith Appling (6-1, So., G)	11.4
13	Austin Thornton (6-5, Sr., G)	5.2
14	Dan Chapman (6-3, So., G)	0.0
15	Keenan Wetzel (6-4, Fr., G)	0.4
20	Travis Trice (6-0, Fr., G)	4.5
22	Branden Dawson (6-6, Fr., G)	8.4
23	Draymond Green (6-7, Sr., F)	16.2
25	Derrick Nix (6-9, Jr., C)	8.1
30	Brandon Wood (6-2, Sr., G)	8.8
34	Joe Sweeney (6-0, Sr., G)	0.2
40	Colby Wollenman (6-6, Fr., F)	0.2
44	Anthony Ianni (6-9, Sr., C)	0.1

2012-13

NCAA TOURNAMENT

#9 AP/#13 ESPN/USA Today

(27-9 Overall: 13-5 - t-2nd Big Ten)

DATE	OPPONENT	MSU-OPP	W/L
11/9/12	%Connecticut (14/-)	62-66	L
11/13/12	*Kansas (21/7)	67-64	W
11/18/12	TEXAS SOUTHERN (21/-)	69-41	W
11/20/12	BOISE STATE (15/-)	74-70	W
11/23/12	OAKLAND (15/-)	70-52	W
11/25/12	LOUISIANA (15/-)	63-60	W
11/28/12	Miami (13/-)	59-67	L
12/1/12	NICHOLLS STATE (13/-)	84-39	W
12/5/12	ARK.-PINE BLUFF (19/-)	76-44	W
12/8/12	LOYOLA-CHICAGO (19/-)	73-61	W
12/15/12	STUSKEGEE (19/-)	92-56	W
12/18/12	Bowling Green (20/-)	64-53	W
12/22/12	TEXAS (20/-)	67-56	W
12/31/12	Minnesota (18/9)	63-76	L
1/5/13	PURDUE (18/-)	84-61	W
1/10/13	Iowa (22/-)	62-59	W
1/13/13	NEBRASKA (22/-)	66-56	W
1/16/13	Penn State (18/-)	81-72	W
1/19/13	OHIO STATE (18/11)	59-56	W
1/22/13	Wisconsin (13/-)	49-47	W
1/27/13	Indiana (13/7)	70-75	L
1/31/13	ILLINOIS (13/-)	80-75	W
2/6/13	MINNESOTA (12/18)	61-50	W
2/9/13	Purdue (12/-)	78-65	W
2/12/13	MICHIGAN (8/4)	75-52	W
2/16/13	Nebraska (8/-)	73-64	W
2/19/13	INDIANA (4/1)	68-72	L
2/24/13	Ohio State (4/18)	60-68	L
3/3/13	Michigan (9/4)	57-58	L
3/7/13	WISCONSIN (10/22)	58-43	W
3/10/13	NORTHWESTERN (10/-)	71-61	W
3/15/13	*Iowa (8/-)	59-56	W
3/16/13	*Ohio State (8/10)	58-61	L
3/21/13	&Valparaiso (9/-)	65-54	W
3/23/13	&Memphis (9/19)	70-48	W
3/29/13	#Duke (9/6)	61-71	L

% Armed Forces Classic (Ramstein Air Base, Germany)

* Champions Classic (Atlanta, Ga.)

* Played at Jensen Field House

* Big Ten Tournament (Chicago, Ill.)

* NCAA Tournament (Auburn Hills, Mich.)

* NCAA Tournament (Indianapolis, Ind.)

2012-13 Roster

#	Name (Ht., Year., Pos.)	PPG
0	Russell Byrd (6-7, So., G)	1.6
1	Emmett Dacey (6-8, So., F)	0.0
2	Alex Gauna (6-9, So., F)	1.2
3	Brandon Kearney (6-5, So., G)	2.3
5	Adreian Payne (6-10, Jr., C)	10.5
10	Matt Costello (6-9, Fr., F)	1.5
11	Keith Appling (6-1, Jr., G)	13.4
13	Trevor Bohnhoff (6-7, Fr., F)	0.3
14	Gary Harris (6-4, Fr., G)	12.9
15	Keenan Wetzel (6-4, So., G)	0.0
20	Travis Trice (6-0, So., G)	4.8
22	Branden Dawson (6-6, So., G)	8.9
25	Derrick Nix (6-9, Sr., C)	10.5
30	Kenny Kaminski (6-8, Fr., F)	---
40	Dan Chapman (6-3, Jr., G)	0.0
41	Colby Wollenman (6-7, So., F)	---
44	Bella Sibeidwo (6-1, So., G)	0.0
45	Denzel Valentine (6-5, Fr., G)	5.0

YEAR-BY-YEAR RESULTS

2013-14

NCAA TOURNAMENT

#11 AP/#8 ESPN/USA Today

(29-9 Overall; 12-6 - t-2nd Big Ten)

DATE	OPPONENT	MSU-OPP	W/L
11/8/13	MNEESE STATE (2/-)	98-56	W
11/12/13	*Kentucky (2/1)	78-74	W
11/15/13	COLUMBIA (2/-)	62-53	W
11/18/13	PORTLAND (1/-)	82-67	W
11/22/13	%Virginia Tech (1/-)	96-77	W
11/23/13	%Oklahoma (1/-)	87-76	W
11/29/13	MT. ST. MARY'S (1/-)	98-65	W
12/4/13	NORTH CAROLINA (1/-)	65-79	L
12/14/13	Oakland (5/-)	67-63	W
12/17/13	NORTH FLORIDA (5/-)	78-48	W
12/21/13	Texas (5/-)	92-78	W
12/28/13	NEW ORLEANS (5/-)	101-48	W
12/31/13	Penn State (5/-)	79-63	W
1/4/14	Indiana (5/-)	73-56	W
1/7/14	OHIO STATE (5/3)	72-68	ot
1/11/14	MINNESOTA (5/-)	87-75	ot
1/15/14	Northwestern (4/-)	54-40	W
1/18/14	Illinois (4/-)	78-62	W
1/21/14	INDIANA (3/-)	71-66	W
1/25/14	MICHIGAN (3/21)	75-80	L
1/28/14	Iowa (7/15)	71-69	ot
2/1/14	%Georgetown (7/-)	60-64	L
2/6/14	PENN STATE (9/-)	82-67	W
2/9/14	Wisconsin (9/-)	58-60	L
2/13/14	NORTHWESTERN (9/-)	85-70	W
2/16/14	NEBRASKA (9/-)	51-60	L
2/20/14	Purdue (13/-)	94-79	W
2/23/14	Michigan (13/20)	70-79	L
3/1/14	ILLINOIS (18/-)	46-53	L
3/6/14	IOWA (22/24)	86-76	W
3/9/14	Ohio State (22/-)	67-69	L
3/14/14	*Northwestern (22/-)	67-51	W
3/15/14	*Wisconsin (22/12)	83-75	W
3/16/14	*Michigan (22/8)	69-55	W
3/20/14	&Delaware (11/-)	93-78	W
3/22/14	&Harvard (11/-)	80-73	W
3/28/14	*Virginia (11/3)	61-59	W
3/30/14	*Connecticut (11/18)	54-60	L

* Champions Classic (Chicago, Ill.)

% Coaches Vs. Cancer Classic (Brooklyn, N.Y.)

\$ Super Saturday Hoops (New York, N.Y.)

% Big Ten Tournament (Indianapolis, Ind.)

& NCAA Tournament (Spokane, Wash.)

NCAA Tournament (New York, N.Y.)

2013-14 Roster

#	Name (Ht., Year., Pos.)	PPG
0	Russell Byrd (6-7, Jr., G)	1.1
2	Alex Gauna (6-9, Jr., F)	1.6
3	Alvin Ellis III (6-4, Fr., G)	1.9
5	Adrean Payne (6-10, Sr., C)	16.4
10	Matt Costello (6-9, So., F)	4.0
11	Keith Appling (6-1, Sr., G)	11.2
13	Trevor Bohnhoff (6-7, So., F)	0.5
14	Gary Harris (6-4, So., G)	16.7
15	Keenan Wetzel (6-4, Jr., G)	0.8
20	Travis Trice (6-0, Jr., G)	7.3
22	Branden Dawson (6-6, Jr., G/F)	11.2
30	Kenny Kaminski (6-8, Fr., F)	4.9
34	Gavin Schilling (6-9, Fr., F)	1.4
40	Dan Chapman (6-3, Sr., G)	0.4
41	Colby Wollenman (6-7, So., F)	0.4
45	Denzel Valentine (6-5, So., G)	8.0

2014-15

NCAA FINAL FOUR

#23 AP/#7 ESPN/USA Today

(27-12 Overall; 12-6 - t-3rd Big Ten)

DATE	OPPONENT	MSU-OPP	W/L
11/14/14	Navy (18/-)	64-59	W
11/18/14	*Duke (19/4)	71-81	L
11/21/14	LOYOLA CHICAGO (19/-)	87-52	W
11/24/14	SANTA CLARA (20/-)	79-52	W
11/27/14	%Rider (20/-)	77-45	W
11/28/14	%Marquette (20/-)	79-68	W
11/30/14	%Kansas (20/11)	56-61	L
12/3/14	Notre Dame (19/-)	78-79	ot
12/6/14	ARK.-PINE BLUFF (19/-)	85-52	W
12/14/14	OAKLAND	87-61	W
12/17/14	EASTERN MICH. (25/-)	66-46	W
12/20/14	TEXAS SOUTHERN (25/-)	64-71	ot
12/22/14	THE CITADEL	82-56	W
12/30/14	MARYLAND (-/12)	66-68	2ot
1/5/15	INDIANA	70-50	W
1/8/15	Iowa	75-61	W
1/11/15	NORTHWESTERN	84-77	ot
1/17/15	Maryland (-/14)	59-75	L
1/21/15	PENN STATE	66-60	W
1/24/15	Nebraska	77-79	L
1/29/15	Rutgers	71-51	W
2/1/15	MICHIGAN	76-66	ot
2/7/15	ILLINOIS	54-59	L
2/10/15	Northwestern	68-44	W
2/14/15	OHIO STATE (-/23)	59-56	W
2/17/15	Michigan	80-67	W
2/22/15	Illinois	60-53	W
2/26/15	MINNESOTA	90-96	ot
3/1/15	Wisconsin (-/5)	61-68	L
3/4/15	PURDUE	72-66	W
3/7/15	Indiana	74-72	W
3/13/15	*Ohio State	76-67	W
3/14/15	*Maryland (-/8)	62-58	W
3/15/15	*Wisconsin (-/6)	69-80	L
3/20/15	%Georgia (23/6)	70-63	W
3/22/15	%Virginia (23/6)	60-54	W
3/27/15	%Oklahoma (23/13)	62-58	W
3/29/15	&Louisville (23/13)	76-70	ot
4/4/15	*Duke (23/4)	61-81	L

* Champions Classic (Indianapolis, Ind.)

% Orlando Classic (Lake Buena Vista, Fla.)

% Big Ten Tournament (Indianapolis, Ind.)

% NCAA Tournament (Charlotte, N.C.)

NCAA Tournament (Syracuse, N.Y.)

NCAA Final Four (Indianapolis, Ind.)

2014-15 Roster

#	Name (Ht., Year., Pos.)	PPG
0	Marvin Clark Jr. (6-6, Fr., F)	4.5
2	Javon Bess (6-5, Fr., G)	2.7
3	Alvin Ellis III (6-4, So., G)	1.7
5	Bryn Forbes (6-3, Jr., G)	8.5
10	Matt Costello (6-9, Jr., F)	7.0
11	Lourawls Nairn Jr. (5-10, Fr., G)	2.2
13	Trevor Bohnhoff (6-7, Jr., F)	0.2
14	Eron Harris (6-3, Jr., G)	0.2
15	Keenan Wetzel (6-4, Sr., G)	0.2
20	Travis Trice (6-0, Sr., G)	15.3
22	Branden Dawson (6-6, Sr., G/F)	11.9
25	Kenny Goins (6-6, Fr., F)	---
30	Matt Van Dyk (6-5, Jr., F)	---
34	Gavin Schilling (6-9, So., F)	5.1
41	Colby Wollenman (6-7, Jr., F)	1.2
45	Denzel Valentine (6-5, Jr., G)	14.5

2015-16

NCAA TOURNAMENT

#2 AP/#7 USA Today

(29-6 Overall; 13-5 - 2nd Big Ten)

DATE	OPPONENT	MSU-OPP	W/L
11/13/15	FLORIDA ATLANTIC (13/-)	82-55	W
11/17/15	*Kansas (13/4)	79-73	W
11/20/15	ARK.-PINE BLUFF (13/-)	92-46	W
11/23/15	EASTERN MICH. (3/-)	89-65	W
11/26/15	%Boston College (3/-)	99-68	W
11/27/15	%Boise State (3/-)	77-67	W
11/29/15	%Providence (3/-)	77-64	W
12/2/15	LOUISVILLE (3/24)	71-67	W
12/5/15	BINGHAMTON (3/-)	76-33	W
12/9/15	MD.-EASTERN SHORE (1/-)	78-35	W
12/12/15	FLORIDA (1/-)	58-52	W
12/19/15	Northwestern (1/-)	78-58	W
12/22/15	*Oakland (1/-)	99-93	ot
12/29/15	Iowa (1/-)	70-83	L
1/2/16	Minnesota (1/-)	69-61	W
1/7/16	ILLINOIS (5/-)	79-54	W
1/10/16	Penn State (5/-)	92-65	W
1/14/16	IOWA (4/16)	59-76	L
1/17/16	Wisconsin (4/-)	76-77	L
1/20/16	NEBRASKA (11/-)	71-72	L
1/23/16	MARYLAND (11/7)	74-65	W
1/28/16	Northwestern (12/-)	76-45	W
1/31/16	RUTGERS (12/-)	96-62	W
2/6/16	Michigan (10/-)	89-73	W
2/9/16	Purdue (8/18)	81-82	ot
2/14/16	INDIANA (8/-)	88-69	W
2/18/16	WISCONSIN (T-8/-)	69-57	W
2/23/16	Ohio State (6/-)	81-62	W
2/28/16	PENN STATE (6/-)	88-57	W
3/2/16	Rutgers (2/-)	97-66	W
3/5/16	OHIO STATE (2/-)	91-76	W
3/11/16	*Ohio State (2/-)	81-54	W
3/12/16	*Maryland (2/18)	64-61	W
3/13/16	*Wisconsin (2/13)	66-62	W
3/18/16	*Middle Tenn. (2/-)	81-90	L

* Champions Classic (Chicago, Ill.)

% Wooden Legacy (Fullerton/Anaheim, Calif.)

% Auburn Hills, Mich.

% Big Ten Tournament (Indianapolis, Ind.)

NCAA Tournament (St. Louis, Mo.)

2015-16 Roster

#	Name (Ht., Year., Pos.)	PPG
0	Kyle Ahrens (6-5, Fr., G)	1.2
2	Javon Bess (6-5, So., F)	2.9
3	Alvin Ellis III (6-4, Jr., G)	2.6
5	Bryn Forbes (6-3, Sr., G)	14.4
10	Matt Costello (6-9, Sr., F)	10.7
11	Lourawls Nairn Jr. (5-10, So., G)	2.8
13	Conner George (6-3, Jr., G)	---
14	Eron Harris (6-3, Jr., G)	9.3
15	Marvin Clark Jr. (6-6, So., F)	3.9
20	Matt McQuaid (6-5, Fr., G)	7.5
23	Deyonta Davis (6-10, Fr., F)	3.5
25	Kenny Goins (6-6, Fr., F)	2.0
30	Matt Van Dyk (6-5, Jr., F)	1.1
34	Gavin Schilling (6-9, Jr., F)	3.8
41	Colby Wollenman (6-7, Sr., F)	1.2
45	Denzel Valentine (6-5, Sr., G)	19.2
51	Greg Roy (6-3, So., G)	0.0



ALL-TIME RECORD VS. OPPONENTS

MSU's Record

When Ranked	561-192
When Ranked in Top 10	291-94
When Ranked No. 1	14-5
Vs. Ranked Opponents	190-270
Vs. Opp. Ranked in Top 10	63-145
Vs. Opp. Ranked No. 1	3-19

* Rankings based on The Associated Press Poll

AC Spark Plug (Flint) 1-0

(A - 1-0)

12-26-1919 A W 29-28

Adrian 12-0

(H - 9-0; A - 3-0)

1-18-1906 H W 43-18

3-10-1906 A W 21-20

2-7-1907 H W 54-24

2-20-1907 A W 41-20

1-17-1908 H W 30-14

2-22-1908 A W 42-31

1-25-1909 H W 53-13

12-15-1923 H W 25-12

12-10-1924 H W 42-16

12-12-1925 H W 30-14

12-8-1926 H W 33-29

12-7-1927 H W 30-25

Akron 1-0

(A - 1-0)

2-27-1914 A W 45-30

Alabama 1-1

(N - 1-1)

12-28-1983 N L 69-81

12-23-1998 N W 75-58

Alabama-Birmingham ... 0-2

(N - 0-2)

3-15-1985 N L 68-70

3-29-1989 N L 76-78 ot

Alabama State 1-0

(N - 1-0)

3-16-2001 N W 69-35

Albion 10-1

(H - 8-1; A - 2-0)

2-23-1906 A W 44-11

3-3-1906 H W 59-8

2-2-1912 H W 60-23

1-2-1922 H W 33-13

1-12-1927 H L 31-37

2-8-1928 H W 52-20

12-3-1932 H W 31-29

12-2-1935 H W 36-28

12-9-1936 H W 32-22

1-8-1945 A W 72-36

1-22-1945 H W 58-38

Alcorn State 1-0

(H - 1-0)

12-13-2008 H W 118-60

Alger Country Club 1-0

(A - 1-0)

3-21-1920 A W 17-14

Alma 15-1

(H - 12-0; A - 3-1)

2-1-1902 H W 102-3

3-9-1902 A W 29-3

1-23-1904 H W 52-7

2-27-1904 A L 14-22

3-16-1906 H W 52-8

1-20-1911 H W 51-24

12-24-1911 A W 23-21

1-16-1912 H W 53-14

2-16-1912 A W 37-15

1-27-1913 H W 48-24

1-20-1917 H W 47-7

1-4-1922 H W 43-17

2-17-1923 H W 27-21

2-6-1931 H W 42-20

12-3-1931 H W 39-12

11-27-1948 H W 46-33

Alpena Independent 1-0

(A - 1-0)

3-20-1920 A W 22-11

Alumni 3-1

(H - 3-1)

3-14-1925 H W 43-19

3-6-1926 H L 38-40

2-25-1927 H W 36-24

1-17-1959 H W 63-56

Ann Arbor YMCA 0-2

(H - 0-1; A - 0-1)

2-12-1906 H L 20-21

2-24-1906 A L 25-29

Arizona 2-4

(H - 1-1; A - 0-2; N - 1-1)

1-2-1947 H L 43-45

12-29-1987 A L 58-78

12-11-2000 A L 68-79

3-31-2001 N L 61-80

12-15-2001 H W 74-60

11-23-2005 N W 74-71 ot

Arizona State 1-0

(N - 1-0)

12-30-1972 N W 83-74

Arkansas 2-0

(N - 2-0)

11-27-1991 N W 86-71

11-28-1995 N W 75-72

Arkansas-Little Rock 2-0

(H - 1-0; N - 1-0)

12-3-2005 N W 72-67

11-20-2011 H W 69-47

Arkansas-Pine Bluff 3-0

(H - 3-0)

12-5-2012 H W 76-44

12-6-2014 H W 85-52

11-20-2015 H W 92-46

Armour Instit. of Tech. 7-2

(H - 5-0; A - 2-2)

1-12-1907 H W 51-24

2-27-1908 A L 26-29

2-21-1909 H W 53-7

2-11-1910 A W 26-11

1-21-1911 H W 51-11

2-3-1911 A L 21-36

1-12-1912 A W 39-30

1-27-1912 H W 51-18

2-12-1923 H W 27-22

Army 1-0

(H - 1-0)

12-1-1984 H W 76-64

Auburn 1-0

(N - 1-0)

11-24-1989 N W 92-79

Austin Peay 3-1

(H - 3-0; A - 0-1)

12-19-1987 A L 77-85

12-17-1988 H W 70-60

12-9-1989 H W 88-76

12-27-1991 H W 82-71

Ball State 1-0

(H - 1-0)

12-29-1994 H W 117-95

Baltimore 1-0

(A - 1-0)

1-29-1940 A W 39-28

Battle Creek YMCA 3-0

(H - 2-0; A - 1-0)

2-25-1905 H W 94-4

2-24-1908 A W 28-14

2-18-1909 H W 32-25

Bay City YMCA 3-0

(H - 2-0; A - 1-0)

1-21-1905 H W 47-20

3-3-1905 A W 30-14

2-7-1910 H W 84-12

Belmont 1-0

(H - 1-0)

12-19-2006 H W 67-58

Bethany 2-1

(H - 2-0; A - 0-1)

3-2-1921 H W 41-18

1-16-1930 A L 27-36

2-11-1930 H W 36-32

Binghamton 1-0

(H - 1-0)

12-5-2015 H W 76-33

Boise State 3-0

(H - 1-0; A - 1-0; N - 1-0)

11-29-1982 A W 71-59

11-20-2012 H W 74-70

11-27-2015 N W 77-67

Boston College 3-3

(H - 1-0; A - 0-1; N - 2-2)

2-22-1947 H W 70-49

12-28-1973 N L 81-94

12-28-1984 N L 78-82

12-6-2005 N W 77-70

11-29-2006 A L 58-65

11-26-2015 N W 99-68

Bowling Green 11-3

(H - 7-1; A - 3-1; N - 1-1)

12-3-1959 H W 96-67

12-5-1960 A W 70-67

12-7-1963 H W 104-81

12-7-1965 A W 84-59

12-28-1966 N L 67-75

3-18-1983 H W 72-71

12-10-1988 H W 89-72

12-18-1989 H L 79-81

12-1-1990 A L 85-98

12-28-1993 H W 62-49

12-27-2000 N W 85-69

12-4-2010 H W 74-39

12-17-2011 H W 74-60

12-18-2012 A W 64-53

Bradley 4-0

(H - 2-0; A - 1-0; N - 1-0)

12-19-1969 N W 89-87

12-3-2006 H W 82-53

12-4-2007 A W 66-61

12-7-2008 H W 75-59

Brigham Young 5-4

(H - 3-0; A - 0-3; N - 2-1)

12-29-1930 H W 29-28

12-8-1956 H W 79-61

12-21-1959 A L 75-79

12-23-1963 A L 90-95

12-16-1980 A L 50-82

12-4-1982 H W 63-55

12-29-1986 N L 88-96

12-9-2006 N W 76-61

12-8-2007 N W 68-61

Brooklyn 2-0

(H - 2-0)

12-15-1983 H W 85-72

12-2-1986 H W 80-62

Brown 1-0

(H - 1-0)

11-8-2006 H W 45-34

Buchtel 0-1

(A - 0-1)

2-27-1913 A L 30-35

Bucknell 1-0

(H - 1-0)

11-21-2003 H W 64-52

Buffalo 4-0

(H - 1-0; A - 3-0)

2-1-1917 H W 36-17

1-16-1933 A W 29-18

1-12-1934 A W 37-30

1-14-1938 A W 65-35

Butler 13-11

(H - 9-2; A - 4-8; N - 0-1)

1-14-1927 A L 16-53

1-31-1927 H L 23-29

2-1-1936 H L 21-24

2-8-1937 A L 21-27

1-28-1938 H W 21-15

1-21-1939 A L 33-34

1-28-1939 H W 39-29

1-26-1942 H W 40-39

2-7-1942 A L 36-38

12-17-1956 A L 79-83

12-2-1957 H W 74-55

12-8-1958 H W 72-46

12-28-1959 A W 85-80

12-3-1960 H W 77-71

12-23-1961 A W 77-72

12-28-1963 A W 76-65

12-19-1964 A L 89-90

12-9-1965 H W 75-56

12-14-1967 A L 55-65

12-13-1968 H W 70-60

12-17-1969 A L 60-81

12-14-1970 H W 99-75

12-20-1971 A W 77-71

4-3-2010 N L 50-52

Camp Grant 0-2

(H - 0-1; A - 0-1)

1-29-1943 H L 31-39

2-20-1943 A L 31-43

California 0-5

(H - 0-1; A - 0-2; N - 0-2)

1-5-1938 H L 29-31

12-22-1939 A L 37-41

12-23-1959 A L 60-71

12-30-1961 N L 72-85

12-20-1963 N L 68-78

Cal State Fullerton 4-0

(H - 2-0; A - 1-0; N - 1-0)

12-1-1967 H W 80-49

12-9-1978 H W 92-89

12-6-1980 A W 58-42

12-29-1981 N W 51-50 ot

UCLA 2-6

(H - 1-1; A - 1-3; N - 0-2)

12-19-1952 H L 55-60

12-31-1953 A L 57-67

12-

ALL-TIME RECORD VS. OPPONENTS

Carleton 0-1 (H - 0-1)	1-7-1924 H L 12-27
Carnegie Inst. of Tech. 4-0 (H - 3-0; A - 1-0)	12-29-1921 H W 38-17 12-30-1922 H W 37-29 2-19-1926 H W 27-22 1-17-1930 A W 35-23
Case 1-1 (H - 1-0; A - 0-1)	1-8-1937 A L 34-38 1-1-1938 H W 48-34
Central Connecticut St. 1-0 (H - 1-0)	12-7-2011 H W 89-69
Central Florida 1-0 (H - 1-0)	11-27-1998 H W 87-64
Central Michigan 30-3 (H - 25-2; A - 5-1)	2-3-1906 H W 37-12 2-16-1906 A W 21-18 1-26-1907 H W 42-18 3-1-1907 A W 33-22 1-4-1908 A W 46-8 2-5-1908 H W 41-23 1-6-1912 H W 72-10 1-7-1920 H W 29-15 1-8-1921 H W 26-21 1-25-1922 H W 27-21 1-27-1923 H W 28-13 1-29-1924 H W 21-20 1-26-1934 H W 32-27 12-1-1934 H W 43-14 1-7-1939 H W 29-24 12-8-1941 H W 29-23 12-22-1970 H W 85-74 12-19-1972 H W 96-74 12-1-1973 A W 78-70 12-2-1974 H W 82-78 12-1-1975 H W 69-61 11-29-1976 A L 76-81 11-28-1977 H W 68-61 11-27-1978 H W 71-54 12-18-1979 A W 95-76 11-29-1980 H L 66-89 11-27-1981 H W 89-70 11-27-1982 H W 62-47 11-25-1983 H W 73-52 11-29-1985 H W 103-60 12-20-1990 H W 74-61 12-29-1995 H L 62-69 11-28-1997 H W 89-61
Central State 1-0 (H - 1-0)	1-27-1931 H W 31-18
Chaminade 3-0 (N - 3-0)	11-20-1995 N W 69-66 11-21-2005 N W 89-67 11-22-2010 N W 82-74
Chicago 2-3 (H - 0-1; A - 2-2)	12-31-1919 H L 25-32 12-22-1923 A L 17-21 12-20-1924 A W 29-15 12-19-1925 A W 28-21 12-18-1926 A L 24-33
Chicago State 2-0 (H - 2-0)	12-16-2006 H W 69-61 11-13-2007 H W 86-53
Chicago West. YMCA ... 0-1 (H - 0-1)	1-19-1904 H L 13-44

Chicago YMCA College 3-0 (H - 3-0)	1-28-1920 H W 33-20 3-4-1922 H W 25-21 1-30-1923 H W 23-19
Cincinnati 9-4 (H - 4-2; A - 4-1; N - 1-1)	12-5-1930 H W 22-8 1-22-1942 H W 37-30 2-6-1942 A W 36-30 1-6-1945 H L 37-39 1-12-1945 A L 50-54 1-5-1946 H W 69-38 2-4-1946 A W 69-39 12-19-1978 N W 63-52 12-21-1981 H L 45-56 12-13-1982 A W 70-69 12-13-1990 A W 65-63 12-21-1991 H W 90-89 3-22-1992 N L 65-77
Citadel, The 4-0 (H - 3-0; A - 1-0)	11-12-2006 H W 73-41 12-17-2008 H W 79-65 12-7-2009 A W 69-56 12-22-2014 H W 82-56
Cleveland State 8-0 (H - 5-0; A - 3-0)	12-21-1982 H W 95-56 12-12-1983 A W 71-62 12-7-1993 A W 90-76 12-12-1994 H W 111-68 12-3-1996 H W 83-78 12-6-1997 A W 85-54 12-8-2002 H W 79-47 12-16-2005 H W 83-75
Coe 1-0 (H - 1-0)	1-16-1928 H W 35-25
Colgate 5-1 (H - 2-0; A - 3-1)	2-1-1929 A L 35-36 1-16-1931 A W 41-31 1-17-1931 A W 50-30 1-29-1932 H W 30-21 1-30-1932 H W 29-28 1-17-1933 A W 40-26
Colorado 3-1 (H - 1-0; N - 2-1)	12-28-1956 N L 87-90 12-14-1957 H W 84-44 12-28-1988 H W 60-57 3-21-2003 N W 79-64
Colorado State 1-0 (N - 1-0)	12-17-1971 N W 67-63
Columbia 1-0 (H - 1-0)	11-15-2013 H W 62-53
Concordia 1-0 (H - 1-0)	1-15-1927 H W 45-25
Connecticut 2-4 (H - 1-0; A - 0-1; N - 1-3)	12-5-1998 A L 68-82 2-5-2000 H W 85-66 4-4-2009 N W 82-73 11-23-2010 N L 67-70 11-9-2012 N L 62-66 3-30-2014 N L 54-60
Coppin State 2-0 (H - 2-0)	12-30-2003 H W 78-72 12-31-2005 H W 78-54

Cornell 5-1 (H - 5-1)	1-3-1929 H W 38-24 1-2-1932 H W 29-26 12-20-1948 H L 45-56 12-29-1949 H W 61-54 12-29-1993 H W 83-69 11-24-2000 H W 89-56
Creighton 7-5 (H - 4-2; A - 3-3)	2-11-1920 A L 21-22 2-12-1920 A W 18-15 3-1-1920 H W 31-24 3-3-1921 H W 27-20 2-3-1922 A L 30-41 2-4-1922 A L 21-25 2-27-1922 H L 28-34 12-18-1939 A W 32-30 12-19-1939 A W 38-21 12-30-1940 H L 29-37 12-31-1940 H W 34-29 12-5-1953 H W 88-51
Dartmouth 1-0 (H - 1-0)	12-28-1951 H W 47-42
Dayton 2-0 (H - 1-0; A - 1-0)	12-7-1991 A W 83-74 12-19-1992 H W 65-60
Dearborn Naval A.B. 1-0 (H - 1-0)	1-19-1943 H W 55-24
Defiance 2-0 (H - 1-0; A - 1-0)	1-23-1915 H W 54-12 1-30-1915 A W 30-19
Delaware 1-0 (N - 1-0)	3-20-2014 N W 93-78
Delaware State 1-0 (H - 1-0)	12-18-2004 H W 63-45
Denison 0-1 (A - 0-1)	2-28-1913 A L 18-44
Denver 1-0 (H - 1-0)	12-13-1951 H W 50-48
DePaul 4-7 (H - 2-3; A - 2-4)	2-26-1908 A W 26-17 1-13-1909 H W 76-7 2-16-1937 H L 21-23 1-23-1943 A L 37-45 1-18-1946 A L 52-58 1-25-1947 A L 45-52 1-24-1948 A L 42-52 2-3-1948 H L 49-63 12-22-1954 H L 75-76 1-29-1955 A W 88-72 11-30-2003 H W 89-81
DePaul 1-5 (H - 0-3; A - 1-2)	1-31-1919 A W 18-17 2-12-1919 H L 12-21 2-18-1920 H L 21-33 2-23-1920 A L 18-31 1-21-1921 A L 19-39 2-7-1921 H L 23-26
Detroit 45-16 (H - 26-6; A - 19-10)	12-29-1917 A L 22-32 1-3-1920 A L 29-30 2-23-1924 H W 31-17 2-11-1925 H W 23-22 1-26-1926 A L 10-16 2-2-1926 H L 22-29 1-19-1927 H W 30-23

2-12-1927 A L 27-30	1-13-1928 H W 27-23
2-17-1928 H W 17-13	1-18-1929 A W 27-13
2-15-1929 H W 40-15	1-9-1930 H W 26-20
1-25-1930 A W 21-18	2-10-1931 H W 34-16
2-21-1931 A W 16-11	1-19-1932 H W 22-13
2-17-1932 A W 35-34	2-15-1933 H W 30-28
2-18-1933 A L 16-27	2-14-1934 H W 27-20
2-17-1934 A W 28-22	1-31-1942 A W 32-28
2-16-1942 H L 37-39	2-14-1945 A W 53-29
2-24-1945 A W 62-38	1-23-1946 H W 40-38
2-9-1946 H W 58-46	1-11-1947 A W 52-44
1-19-1947 H W 55-48	1-20-1948 A W 52-34
1-26-1948 H W 66-31	1-10-1949 H W 66-49
1-17-1949 A L 34-35	1-9-1950 A L 55-66
2-14-1950 H W 57-54	12-5-1950 H W 45-31
12-18-1951 A W 52-47	12-4-1954 H L 78-84
2-1-1956 A W 85-78	12-6-1957 A W 71-59
12-6-1958 H W 88-51	12-22-1973 A L 71-73
12-23-1974 A W 72-69	12-22-1975 A L 82-85
12-15-1976 H L 94-99	12-21-1977 A W 103-74
12-20-1979 A W 63-57	12-2-1981 A W 65-62
12-18-1982 H W 75-72	11-27-1987 H W 65-63
12-15-1988 A W 96-91	12-16-1989 H W 94-65
12-8-1990 A W 83-61	12-14-1991 H W 91-75
12-12-1993 A W 74-63	12-17-1994 A W 80-63
12-10-1995 H L 61-63	12-14-1996 A L 86-30
12-13-1997 H L 65-68	11-12-2001 H W 80-70
Detroit A.C. 0-4 (A - 0-4)	3-25-1904 A L 8-33
2-10-1905 A L 30-39	2-10-1911 A L 12-54
12-19-1919 A L 11-23	Detroit Burroughs 3-0 (H - 2-0; A - 1-0)
1-18-1909 H W 24-15	2-22-1909 A W 20-19
1-30-1914 H W 29-22	Detroit Law College 2-0 (H - 2-0)
1-3-1922 H W 56-3	12-28-1923 H W 25-14
Detroit Rays 1-1 (H - 1-0; A - 0-1)	1-21-1913 H W 37-12
1-10-1919 A L 16-37	Detroit Spaldings 2-1 (H - 1-1; A - 1-0)
1-14-1910 H W 20-18	1-9-1911 H L 9-21
1-18-1911 A W 25-18	

ALL-TIME RECORD VS. OPPONENTS

Detroit YMCA 10-14
(H - 8-6; A - 2-8)

1-26-1903	H	W	43-8
1-28-1907	A	L	14-31
1-29-1907	H	L	17-23
1-20-1908	A	L	20-33
1-14-1908	H	L	27-29
2-11-1909	A	L	18-25
3-11-1909	H	W	33-28
3-7-1910	A	W	27-24
1-30-1911	A	L	11-22
2-24-1912	H	W	42-26
3-4-1912	A	W	20-17
2-11-1913	A	L	22-23
3-8-1913	H	W	39-9
2-14-1914	H	L	27-29
3-3-1914	H	L	22-27
1-22-1915	H	W	23-14
3-2-1915	A	L	9-21
2-12-1916	H	W	27-23
3-7-1916	H	L	14-35
2-3-1917	H	W	33-26
3-10-1917	H	L	15-30
12-28-1917	A	L	13-31
1-26-1918	A	L	20-34
3-9-1918	H	W	23-16

DeVilbiss College 0-1
(A - 0-1)

12-20-1919	A	L	25-37
------------	---	---	-------

Drake 2-1
(H - 1-1; A - 1-0)

12-2-1944	H	W	44-36
12-12-1964	H	L	75-91
12-22-1965	A	W	61-50

Duke 2-10
(H - 0-1; A - 0-2; N - 2-7)

12-29-1958	N	W	82-57
3-20-1994	N	L	74-85
12-2-1998	N	L	67-73
3-27-1999	N	L	62-68
12-3-2003	H	L	50-72
11-30-2004	A	L	74-81
3-25-2005	N	W	78-68
12-1-2010	A	L	79-84
11-15-2011	N	L	69-74
3-29-2013	N	L	61-71
11-18-2014	N	L	71-81
4-4-2015	N	L	61-81

Earlham 1-1
(H - 0-1; A - 1-0)

1-30-1925	A	W	24-23
2-13-1926	H	L	21-26

East Tennessee State 7-0
(H - 4-0; A - 2-0; N - 1-0)

1-2-1993	A	W	80-69
11-28-1993	N	W	92-69
12-9-1993	H	W	107-81
12-21-1995	H	W	63-57
11-25-1996	H	W	83-45
11-17-1997	H	W	82-59
12-10-1998	A	W	86-53

Eastern Illinois 1-0
(H - 1-0)

12-27-1997	H	W	81-69
------------	---	---	-------

Eastern Kentucky 1-0
(H - 1-0)

12-1-1969	H	W	89-85
-----------	---	---	-------

Eastern Michigan 30-3
(H - 20-1; A - 9-2; N - 1-0)

3-3-1900	A	W	25-8
3-2-1901	H	W	21-6
3-16-1901	A	W	12-7
2-13-1903	A	W	23-7
3-7-1903	H	W	49-5
2-6-1904	A	W	22-2
3-5-1904	H	W	62-10
1-29-1907	A	W	50-25
3-2-1907	H	W	72-13

1-14-1922	H	W	28-22
-----------	---	---	-------

1-13-1923	H	W	19-17
-----------	---	---	-------

1-30-1926	H	L	23-35
-----------	---	---	-------

1-22-1934	H	W	34-27
-----------	---	---	-------

1-8-1935	H	W	35-14
----------	---	---	-------

1-24-1935	A	W	53-28
-----------	---	---	-------

1-25-1936	A	W	37-24
-----------	---	---	-------

1-29-1936	H	W	18-15
-----------	---	---	-------

1-18-1945	A	W	75-31
-----------	---	---	-------

12-10-1973	H	W	91-69
------------	---	---	-------

12-7-1974	H	W	92-60
-----------	---	---	-------

12-6-1975	A	L	79-85
-----------	---	---	-------

12-11-1976	H	W	54-52 ot
------------	---	---	----------

12-12-1980	H	W	73-63
------------	---	---	-------

11-28-1986	H	W	99-83
------------	---	---	-------

12-17-1987	A	L	80-84 ot
------------	---	---	----------

12-22-1988	H	W	91-76
------------	---	---	-------

3-23-1989	H	W	87-73
-----------	---	---	-------

12-12-1998	N	W	83-71
------------	---	---	-------

12-4-1999	H	W	74-57
-----------	---	---	-------

11-12-2010	H	W	96-66
------------	---	---	-------

11-27-2011	A	W	72-40
------------	---	---	-------

12-17-2014	H	W	66-46
------------	---	---	-------

11-23-2015	H	W	89-65
------------	---	---	-------

Eastern Washington 1-0
(H - 1-0)

11-25-2000	H	W	83-61
------------	---	---	-------

Evansville 4-0
(H - 2-0; A - 2-0)

12-20-1989	A	W	80-66
------------	---	---	-------

12-18-1990	H	W	81-76
------------	---	---	-------

12-6-1995	H	W	67-63
-----------	---	---	-------

12-17-1996	A	W	86-77
------------	---	---	-------

Florida 4-3
(H - 2-0; A - 0-1; N - 2-2)

12-30-1987	N	L	59-83
------------	---	---	-------

4-3-2000	N	W	89-76
----------	---	---	-------

12-6-2000	H	W	99-83
-----------	---	---	-------

12-5-2001	A	L	70-74
-----------	---	---	-------

3-23-2003	N	W	68-46
-----------	---	---	-------

12-17-2009	N	L	74-77
------------	---	---	-------

12-12-2015	H	W	58-52
------------	---	---	-------

Florida A&M 1-0
(H - 1-0)

11-19-2004	H	W	104-72
------------	---	---	--------

Florida Atlantic 1-0
(H - 1-0)

11-13-2015	H	W	82-55
------------	---	---	-------

Florida Gulf Coast 1-0
(H - 1-0)

11-13-2009	H	W	97-58
------------	---	---	-------

Florida International 1-0
(H - 1-0)

12-18-2005	H	W	85-58
------------	---	---	-------

Florida State 1-1
(H - 1-0; A - 0-1)

3-17-1997	A	L	63-68
-----------	---	---	-------

11-30-2011	H	W	65-49
------------	---	---	-------

Fort Custer Officers 4-1
(H - 3-1; A - 1-0)

1-9-1918	H	L	16-27
----------	---	---	-------

1-19-1918	H	W	24-20
-----------	---	---	-------

1-24-1919	H	W	31-13
-----------	---	---	-------

12-19-1919	A	W	53-3
------------	---	---	------

12-2-1941	H	W	50-29
-----------	---	---	-------

Franklin 0-2
(H - 0-1; A - 0-1)

1-31-1925	A	L	14-36
-----------	---	---	-------

2-20-1925	H	L	16-28
-----------	---	---	-------

Fresno State 1-3
(H - 0-1; A - 0-1; N - 1-1)

3-21-1983	H	L	58-72
-----------	---	---	-------

3-19-1996	A	L	70-80
-----------	---	---	-------

3-18-2001	N	W	81-65
-----------	---	---	-------

11-23-2001	N	L	58-63
------------	---	---	-------

Furman 3-0
(H - 2-0; A - 1-0)

11-28-1988	H	W	98-68
------------	---	---	-------

12-2-1989	A	W	84-63
-----------	---	---	-------

11-23-1990	H	W	78-73
------------	---	---	-------

Geneva 1-0
(A - 1-0)

1-9-1937	A	W	42-41
----------	---	---	-------

Georgetown 1-1
(N - 1-1)

3-15-1986	N	W	80-68
-----------	---	---	-------

2-1-2014	N	L	60-64
----------	---	---	-------

George Mason 2-1
(H - 1-0; N - 1-1)

12-28-1990	H	W	97-72
------------	---	---	-------

12-5-2004	N	W	66-60
-----------	---	---	-------

3-17-2006	N	L	65-75
-----------	---	---	-------

George Washington 4-3
(H - 2-1; A - 2-0; N - 0-2)

12-30-1955	N	L	62-65
------------	---	---	-------

12-18-1984	A	W	68-54
------------	---	---	-------

12-4-1985	H	W	87-61
-----------	---	---	-------

12-6-1986	A	W	77-62
-----------	---	---	-------

12-5-1987	H	L	64-65
-----------	---	---	-------

3-12-1997	H	W	65-50
-----------	---	---	-------

12-4-2004	N	L	83-96
-----------	---	---	-------

Georgia 1-0
(N - 1-0)

3-20-2015	N	W	70-63
-----------	---	---	-------

Georgia Tech 2-2
(H - 2-1; N - 0-1)

1-4-1947	H	W	62-52
----------	---	---	-------

12-22-1949	H	L	60-68
------------	---	---	-------

3-23-1990	N	L	80-81 ot
-----------	---	---	----------

11-30-2005	H	W	88-86
------------	---	---	-------

Gonzaga 4-1
(H - 2-0; A - 1-0; N - 1-1)

11-29-1997	H	W	70-68
------------	---	---	-------

3-23-2001	N	W	77-62
-----------	---	---	-------

11-22-2005	N	L106-109 3ot
------------	---	--------------

11-17-2009	H	W	75-71
------------	---	---	-------

12-10-2011	A	W	74-67
------------	---	---	-------

Governor's Guard 3-0
(A - 3-0)

3-10-1900	A	W	25-7
-----------	---	---	------

2-15-1902	A	W	19-0
-----------	---	---	------

2-18-1903	A	W	19-7
-----------	---	---	------

Grand Rapids JC 1-0
(A - 1-0)

2-26-1921	A	W	20-11
-----------	---	---	-------

Grand Rapids YMCA 6-2
(H - 3-0; A - 3-2)

3-14-1903	H	W	42-7
-----------	---	---	------

2-12-1904	A	W	14-13
-----------	---	---	-------

3-12-1904	H	W	41-10
-----------	---	---	-------

1-28-1905	A	L	22-38
-----------	---	---	-------

2-10-1906	A	W	25-20
-----------	---	---	-------

1-25-1908	H	W	74-16
-----------	---	---	-------

1-5-1918	A	L	21-22
----------	---	---	-------

1-4-1919	A	W	19-17
----------	---	---	-------

Great Lakes Naval T.S. 1-4
(H - 1-2; A - 0-2)

1-6-1942	H	W	33-31
----------	---	---	-------

1-9-1943	A	L	34-38
----------	---	---	-------

2-11-1943	H	L	39-56
-----------	---	---	-------

12-5-1945	H	L	49-53
-----------	---	---	-------

2-11-1946	A	L	58-59
-----------	---	---	-------

Gwinnett Club 1-0
(A - 1-0)

3-25-1920	A	W	66-12
-----------	---	---	-------

Hardin-Simmons 1-0
(H - 1-0)

12-16-1967	H	W	95-76
------------	---	---	-------

Harvard 3-2
(H - 2-2; N - 1-0)

12-24-1941	H	W
------------	---	---

ALL-TIME RECORD VS. OPPONENTS

Houston.....0-1 (A - 0-1)	12-28-1971 A L 73-106	Howard.....1-0 (H - 1-0)	12-3-1999 H W 75-45	Idaho.....1-0 (H - 1-0)	11-16-2008 H W 100-62	Idaho State.....1-0 (H - 1-0)	12-30-1995 H W 68-55	Illinois.....59-58 (H - 36-20; A - 19-37; N - 3-1)	3-5-1951 H L 43-49	2-11-1952 A L 62-84	1-19-1953 H L 64-76	3-2-1953 A L 53-66	1-9-1954 H W 60-59	2-14-1955 A L 72-90	1-2-1956 A L 65-73	2-18-1956 H L 76-96	2-9-1957 H W 70-64	2-18-1957 A W 89-83	2-15-1958 H W 69-56	1-10-1959 A W 97-96	1-16-1960 A L 88-96	2-8-1960 H W 78-77	1-30-1961 A L 92-93	2-20-1961 H W 90-80	1-13-1962 H L 65-66	2-9-1963 A L 86-91	1-4-1964 A L 66-87	2-17-1964 H W 85-82	2-20-1965 H L 94-113	3-9-1965 A L 89-121	2-22-1966 H W 88-66	1-7-1967 A W 76-74	1-6-1968 A L 56-66	3-9-1968 H W 62-59	2-15-1969 H W 75-70	3-4-1969 A L 57-71	12-29-1969 N L 77-86	12-24-1970 H L 67-74	3-7-1970 A W 81-76	1-9-1971 A L 61-89	1-16-1971 H L 67-69	2-8-1972 H W 89-79	2-24-1973 A L 71-81	1-14-1974 A W 90-82	1-28-1974 H W 93-82	2-1-1975 A W 75-60	3-1-1975 H W 96-82	1-24-1976 A W 74-63	2-21-1976 H W 69-59	1-20-1977 H W 67-58	3-5-1977 A W 62-61	1-12-1978 A W 82-70	2-25-1978 H W 89-67	1-11-1979 A L 55-57	2-24-1979 H W 76-62	1-26-1980 A L 65-74	2-2-1980 H W 68-59	1-29-1981 H L 70-71	2-21-1981 A L 62-82	1-16-1982 A L 51-55	2-25-1982 H W 56-47	1-27-1983 H L 71-78	2-19-1983 A L 61-69	1-26-1984 A L 40-46	2-19-1984 H L 53-70	1-12-1985 A L 63-75	2-7-1985 H W 64-56	1-12-1986 H W 58-51	2-6-1986 A W 84-80	1-5-1987 A L 72-79	3-7-1987 H L 64-77	1-9-1988 A L 62-77	2-13-1988 H L 65-83	1-7-1989 A L 54-71	2-16-1989 H L 56-75	1-18-1990 A L 64-73	2-17-1990 H W 70-63	1-17-1991 A W 71-68	2-16-1991 H W 62-58	1-11-1992 H W 77-75	3-7-1992 A L 71-80	1-9-1993 H L 39-52	2-10-1993 A L 80-83	1-8-1994 H W 79-74	2-9-1994 A L 64-72	1-28-1995 A W 75-67	2-15-1995 H W 68-58	1-6-1996 A W 68-58	3-6-1996 H W 77-67	1-22-1997 H L 63-66	2-15-1997 A L 68-79	1-17-1998 H W 68-64	2-12-1998 A L 63-84	1-16-1999 A W 51-49	2-11-1999 H W 61-44	3-7-1999 N W 67-50	1-30-2000 H W 91-66	3-12-2000 N W 76-61	2-6-2001 A L 66-77	2-3-2002 A W 67-61	2-12-2002 H L 61-63	2-2-2003 H W 68-65	2-18-2003 A L 40-70	2-10-2004 A L 51-75	2-1-2005 H L 68-81	1-5-2006 A L 50-60	3-4-2006 H L 68-75	3-10-2006 N W 61-56	1-14-2007 H W 63-57	1-30-2007 A L 50-57	1-30-2008 H W 51-41	3-6-2008 A W 59-51	1-17-2009 H W 63-57	3-1-2009 A W 74-66	1-16-2010 H W 73-63	2-6-2010 A L 73-78	1-18-2011 A L 62-71	2-19-2011 H W 61-57	1-31-2012 A L 41-42	1-31-2013 H W 80-75	1-18-2014 A W 78-62	3-1-2014 H L 46-53	2-7-2015 H L 54-59	2-22-2015 A W 60-53	1-7-2016 H W 79-54	Illinois Athletic Club.....1-3 (H - 1-1; A - 0-2)	1-15-1915 H L 21-22	1-22-1916 A L 18-50	1-26-1917 H W 39-27	2-15-1917 A L 23-43	Illinois-Chicago.....12-3 (H - 10-0; A - 2-3)	2-3-1983 H W 99-82	12-22-1984 A W 81-60	12-21-1985 H W 99-74	12-16-1986 A L 65-74	12-15-1987 H W 78-64	12-13-1988 H W 96-74	12-12-1989 A L 57-65	12-17-1991 H W 75-51	12-15-1992 H W 79-75	12-14-1993 H W 90-77	11-30-1994 A W 92-78	12-5-1996 H W 90-60	11-21-1997 A L 58-70	12-13-1998 H W 77-33	12-2-2000 H W 97-53	Indiana.....53-67 (H - 37-22; A - 14-44; N - 1-1)	1-16-1920 H L 19-20	12-31-1928 H L 33-37	12-23-1947 H W 64-60	12-6-1948 A L 36-48	12-10-1949 H L 58-73	1-2-1950 A L 50-60	1-13-1951 H L 37-47	3-3-1952 A L 67-70	1-5-1953 H L 62-69	2-14-1953 A L 50-65	2-6-1954 A L 74-79	2-20-1954 H L 61-63	1-17-1955 A L 79-88	2-28-1955 H W 93-77	1-16-1956 A L 70-79	3-2-1957 H W 76-61	2-8-1958 A L 79-82	3-8-1958 H L 72-75	1-3-1959 H W 79-77	2-28-1959 A W 86-82	3-5-1960 H L 80-86	1-9-1961 A L 55-79	1-6-1962 A L 71-76	2-24-1962 H W 97-85	1-5-1963 H L 84-96	2-23-1963 A L 94-113	1-11-1964 H W 107-103	2-8-1965 A L 94-112	2-26-1966 H W 69-63	3-5-1966 A L 76-86	2-6-1967 A L 77-82	2-13-1967 H W 86-77	2-20-1968 H W 75-70	2-1-1969 A L 76-79	1-3-1970 A W 85-84	2-21-1970 H W 78-66	2-9-1971 H L 70-71	2-16-1971 A L 76-90	1-29-1972 H W 83-73	2-5-1972 A L 69-83	1-22-1973 H L 89-97	2-19-1973 A L 65-75	2-25-1974 A L 85-91	1-4-1975 H L 55-107	3-8-1975 H L 79-94	1-12-1976 H L 57-69	2-9-1976 A L 70-85	1-17-1977 A W 61-60	2-5-1977 H L 79-81	1-30-1978 A L 66-71	2-4-1978 H W 68-59	12-30-1978 N W 74-57	1-18-1979 H W 82-58	2-15-1979 A W 59-47	1-12-1980 A L 64-72	2-21-1980 H L 72-75	1-8-1981 A L 43-55	3-7-1981 H L 48-69	1-7-1982 H W 65-58	3-6-1982 A L 58-74	1-20-1983 A L 85-89	2-26-1983 H W 62-54	1-19-1984 H L 62-70 ot	2-26-1984 A W 57-54	1-5-1985 H W 68-61	3-7-1985 A W 68-58	1-5-1986 A W 77-74	3-5-1986 H L 79-97	1-8-1987 H L 60-79	2-4-1987 A L 80-84	1-16-1988 H W 75-74 ot	2-18-1988 A L 58-95	1-21-1989 A L 60-75	2-23-1989 H L 65-76	1-24-1990 A W 75-57	2-25-1990 H W 72-66	1-26-1991 A L 63-97	2-28-1991 H L 56-62	2-1-1992 H W 76-60	2-19-1992 A L 73-103	3-10-1993 A L 68-99	3-9-1994 H W 94-78	1-11-1995 A L 82-89	3-5-1995 H W 67-61	1-4-1996 H W 65-60	3-10-1996 A L 53-57	1-2-1997 A L 65-77	3-8-1997 H W 63-60	1-28-1998 H W 84-66	1-24-1999 A W 73-59	1-11-2000 H W 77-71 ot	2-26-2000 A L 79-81 ot	1-7-2001 A L 58-59	2-20-2001 H W 66-57	1-8-2002 A L 65-83	2-24-2002 H W 57-54	3-9-2002 N L 56-67	1-28-2003 H W 61-54	2-8-2003 A W 67-62 ot	1-31-2004 H W 84-72	2-27-2005 A L 74-78 ot	1-11-2006 H W 87-73	2-26-2006 A L 71-78	1-7-2007 A L 51-73	2-24-2007 H W 66-58	2-16-2008 A L 61-80	3-2-2008 H W 103-74	2-7-2009 H W 75-47	3-3-2009 A W 64-59	2-16-2010 A W 72-58	1-30-2011 H W 84-83 ot	12-28-2011 H W 80-65	2-28-2012 A L 55-70	1-27-2013 A L 70-75	2-19-2013 H L 68-72	1-4-2014 A W 73-56	1-21-2014 H W 71-66	1-5-2015 H W 70-50	3-7-2015 A W 74-72	2-14-2016 H W 88-69	IPFW.....6-0 (H - 5-0; A - 1-0)	11-30-2001 H W 81-68	11-27-2005 H W 84-73	12-6-2006 H W 80-43	12-15-2007 H W 79-57	11-19-2008 A W 70-59	12-19-2009 H W 80-58	Indiana State.....1-0 (N - 1-0)	3-26-79 N W 75-64	Iowa.....71-55 (H - 43-18; A - 24-35; N - 4-2)	12-22-1937 H W 52-37	12-23-1940 H L 34-40	12-30-1944 A L 29-66	12-18-1948 H W 49-43	12-5-1949 A L 53-73	1-15-1951 A L 42-46	3-3-1951 H L 52-65	1-5-1952 H L 60-61	2-25-1952 A L 52-64	1-10-1953 H W 68-61	2-9-1953 A W 60-48	1-4-1954 A L 63-73	2-27-1954 H L 48-60	1-10-1955 A L 81-94	2-19-1955 H L 69-78	1-7-1956 A W 65-64	2-16-1957 H W 77-67	2-10-1958 H W 90-84	3-1-1958 A W 83-65	1-5-1959 A L 68-80	3-7-1959 H W 84-74	1-11-1960 A L 79-92	1-23-1960 H W 90-80	1-14-1961 A L 72-86	3-6-1961 H W 74-64	2-19-1962 A L 51-59	1-23-1963 H L 59-60	2-15-1964 H W 107-82	2-22-1964 A W 107-89	1-9-1965 H L 78-85	1-16-1965 A L 68-111	1-22-1966 A L 76-90	1-14-1967 H W 79-70	1-23-1968 H L 71-76	2-27-1968 A L 58-76	1-14-1969 A L 76-77	2-18-1969 H W 78-60
------------------------------	-----------------------	-----------------------------	---------------------	----------------------------	-----------------------	----------------------------------	----------------------	---	--------------------	---------------------	---------------------	--------------------	--------------------	---------------------	--------------------	---------------------	--------------------	---------------------	---------------------	---------------------	---------------------	--------------------	---------------------	---------------------	---------------------	--------------------	--------------------	---------------------	----------------------	---------------------	---------------------	--------------------	--------------------	--------------------	---------------------	--------------------	----------------------	----------------------	--------------------	--------------------	---------------------	--------------------	---------------------	---------------------	---------------------	--------------------	--------------------	---------------------	---------------------	---------------------	--------------------	---------------------	---------------------	---------------------	---------------------	---------------------	--------------------	---------------------	---------------------	---------------------	---------------------	---------------------	---------------------	---------------------	---------------------	---------------------	--------------------	---------------------	--------------------	--------------------	--------------------	--------------------	---------------------	--------------------	---------------------	---------------------	---------------------	---------------------	---------------------	---------------------	--------------------	--------------------	---------------------	--------------------	--------------------	---------------------	---------------------	--------------------	--------------------	---------------------	---------------------	---------------------	---------------------	---------------------	---------------------	--------------------	---------------------	---------------------	--------------------	--------------------	---------------------	--------------------	---------------------	---------------------	--------------------	--------------------	--------------------	---------------------	---------------------	---------------------	---------------------	--------------------	---------------------	--------------------	---------------------	--------------------	---------------------	---------------------	---------------------	---------------------	---------------------	--------------------	--------------------	---------------------	--------------------	--	---------------------	---------------------	---------------------	---------------------	--	--------------------	----------------------	----------------------	----------------------	----------------------	----------------------	----------------------	----------------------	----------------------	----------------------	----------------------	---------------------	----------------------	----------------------	---------------------	--	---------------------	----------------------	----------------------	---------------------	----------------------	--------------------	---------------------	--------------------	--------------------	---------------------	--------------------	---------------------	---------------------	---------------------	---------------------	--------------------	--------------------	--------------------	--------------------	---------------------	--------------------	--------------------	--------------------	---------------------	--------------------	----------------------	-----------------------	---------------------	---------------------	--------------------	--------------------	---------------------	---------------------	--------------------	--------------------	---------------------	--------------------	---------------------	---------------------	--------------------	---------------------	---------------------	---------------------	---------------------	--------------------	---------------------	--------------------	---------------------	--------------------	---------------------	--------------------	----------------------	---------------------	---------------------	---------------------	---------------------	--------------------	--------------------	--------------------	--------------------	---------------------	---------------------	------------------------	---------------------	--------------------	--------------------	--------------------	--------------------	--------------------	--------------------	------------------------	---------------------	---------------------	---------------------	---------------------	---------------------	---------------------	---------------------	--------------------	----------------------	---------------------	--------------------	---------------------	--------------------	--------------------	---------------------	--------------------	--------------------	---------------------	---------------------	------------------------	------------------------	--------------------	---------------------	--------------------	---------------------	--------------------	---------------------	-----------------------	---------------------	------------------------	---------------------	---------------------	--------------------	---------------------	---------------------	---------------------	--------------------	--------------------	---------------------	------------------------	----------------------	---------------------	---------------------	---------------------	--------------------	---------------------	--------------------	--------------------	---------------------	------------------------------------	----------------------	----------------------	---------------------	----------------------	----------------------	----------------------	------------------------------------	-------------------	---	----------------------	----------------------	----------------------	----------------------	---------------------	---------------------	--------------------	--------------------	---------------------	---------------------	--------------------	--------------------	---------------------	---------------------	---------------------	--------------------	---------------------	---------------------	--------------------	--------------------	--------------------	---------------------	---------------------	---------------------	--------------------	---------------------	---------------------	----------------------	----------------------	--------------------	----------------------	---------------------	---------------------	---------------------	---------------------	---------------------	---------------------

ALL-TIME RECORD VS. OPPONENTS

2-14-1970	A	L	77-103
1-12-1971	H	W	84-81
2-12-1972	A	W	100-91
2-26-1972	H	L	98-102
1-15-1973	A	W	76-74
2-3-1973	H	W	94-89
1-21-1974	H	W	95-86
1-20-1975	A	L	79-83
2-17-1975	H	W	90-78
1-5-1976	H	W	105-88
3-1-1976	A	W	93-88
2-7-1977	A	L	79-87
1-29-1977	H	W	81-79
1-21-1978	H	W	68-58
2-9-1978	A	W	71-70
1-20-1979	H	W	83-72 ot
2-8-1979	A	W	60-57
1-19-1980	H	W	75-67
2-7-1980	A	L	39-44 ot
1-10-1981	A	L	57-65
3-5-1981	H	W	71-70 ot
1-28-1982	H	L	56-57
2-18-1982	A	L	53-59
1-5-1983	A	W	61-59
3-12-1983	H	L	57-75
1-4-1984	H	W	73-72
3-11-1984	A	W	51-44
1-17-1985	H	L	65-79
2-16-1985	A	W	57-55
1-16-1986	A	L	71-82
2-13-1986	H	W	83-73
1-29-1987	H	L	75-89
2-26-1987	A	L	64-93
2-6-1988	A	L	72-101
3-3-1988	H	L	87-103
1-5-1989	H	L	82-93
3-2-1989	A	W	83-81
1-13-1990	H	W	87-80
2-12-1990	A	W	80-70
1-5-1991	A	L	66-79
2-7-1991	H	L	67-71
2-6-1992	A	L	63-77
3-15-1992	H	W	64-53
1-28-1993	H	L	90-96 ot
2-27-1993	A	L	64-66
1-29-1994	H	W	87-84
3-2-1994	A	W	80-72
1-7-1995	H	W	69-68
3-8-1995	A	L	78-79
1-20-1996	H	W	62-60
2-21-1996	A	L	47-83
2-12-1997	H	W	69-67
1-21-1998	A	W	78-57
2-7-1998	H	W	75-64
1-21-1999	H	W	80-65
2-6-1999	A	W	95-81
1-8-2000	A	W	75-53
3-10-2000	N	W	75-65
2-18-2001	H	W	94-70
1-22-2002	A	L	71-75
3-2-2002	H	W	93-79
1-11-2003	A	L	64-68
3-5-2003	H	W	82-54
2-4-2004	H	W	89-72
2-5-2005	A	W	75-64
1-31-2005	N	L	69-71
1-21-2006	H	W	85-55
2-14-2006	A	L	54-66
3-11-2006	N	L	48-53
1-4-2007	A	L	60-62
2-17-2007	H	W	81-49
1-12-2008	A	L	36-43
2-23-2008	H	W	66-52
1-29-2009	A	W	71-56
2-25-2009	H	W	62-54
1-9-2010	A	W	71-53
1-20-2010	H	W	70-63
2-2-2011	A	L	52-72
3-2-2011	H	W	85-66
3-10-2011	N	W	66-61
1-10-2012	H	W	95-61
3-9-2012	N	W	92-75
1-10-2013	A	W	62-59

3-15-2013	N	W	59-56
1-28-2014	A	W	71-69 ot
3-6-2014	H	W	86-76
1-8-2015	A	W	75-61
12-29-2015	A	L	70-83
1-14-2016	H	L	59-76

Iowa State.....4-2
(H - 2-1; A - 1-1; N - 1-0)

12-1-1956	H	L	53-60
12-23-1957	A	W	57-51
12-22-1960	H	W	92-81
12-14-1985	A	L	80-82 ot
12-13-1986	H	W	86-85
3-25-2000	N	W	75-64

Ishpeming Amer. Leg.....0-1
(A - 0-1)

3-24-1920 A L 24-37

Jackson YMCA.....6-0
(H - 3-0; A - 3-0)

2-4-1905	H	W	47-12
1-25-1907	A	W	43-30
2-7-1908	H	W	42-29
2-21-1908	A	W	37-35
1-7-1910	H	W	51-18
1-25-1910	A	W	27-18

Jacksonville.....1-1
(H - 1-0; A - 0-1)

12-30-1976	A	L	63-65
12-1-2007	H	W	80-51

Jacksonville State.....1-0
(H - 1-0)

12-28-2002	H	W	76-52
------------	---	---	-------

John Carroll.....1-1
(H - 1-0; A - 0-1)

1-18-1924	H	W	24-17
3-6-1925	A	L	14-30

Kalamazoo.....18-2
(H - 17-2; A - 1-0)

1-29-1916	H	W	34-27
1-15-1919	H	W	42-20
1-10-1920	A	W	39-21
1-21-1920	H	W	34-15
1-11-1921	H	W	30-18
1-21-1922	H	L	28-39
2-3-1923	H	L	22-24
2-11-1928	H	W	36-24
1-26-1929	H	W	30-22
2-7-1930	H	W	33-12
1-23-1931	H	W	46-10
2-6-1932	H	W	17-9
2-4-1933	H	W	29-12
12-5-1934	H	W	30-25
1-8-1936	H	W	32-14
1-6-1937	H	W	39-18
12-7-1938	H	W	36-26
12-4-1939	H	W	42-22
12-2-1940	H	W	48-29
2-19-1945	H	W	81-26

Kansas.....7-5
(H - 3-0; A - 0-3; N - 4-2)

12-16-1960	A	L	69-93
12-8-1962	H	W	81-62
2-4-1979	H	W	85-61
12-5-1981	A	L	56-74
3-21-1986	N	L	86-96 ot
12-7-1999	N	W	66-54
11-25-2003	A	L	74-81
1-10-2009	H	W	75-62
3-27-2009	N	W	67-62
11-13-2012	N	W	67-64
11-30-2014	N	L	56-61
11-17-2015	N	W	79-73

Kansas State.....5-2
(H - 2-1; A - 2-1; N - 1-0)

12-20-1952	H	W	80-63
1-5-1954	A	W	78-63
12-17-1960	A	L	82-104
12-1-1962	H	L	56-66
11-27-1989	N	W	73-68
12-16-1995	A	W	67-54
12-21-1996	H	W	75-43

Kent State.....2-0
(H - 1-0; N - 1-0)

3-16-1989	N	W	83-69
12-27-1996	H	W	83-64

Kentucky.....11-12
(H - 5-3; A - 3-7; N - 3-2)

2-13-1935	H	W	32-26
1-21-1936	A	L	19-27
1-2-1937	A	L	21-28
1-14-1937	H	W	24-23
1-8-1938	H	W	43-38
2-7-1938	A	L	27-44
1-13-1945	A	L	35-66
2-5-1945	H	W	66-50
1-12-1946	H	L	44-55
2-2-1946	A	L	51-59
1-27-1947	A	L	36-86
1-10-1948	H	L	45-47
3-16-1957	A	W	80-68
12-13-1971	A	W	91-85
12-2-1972	H	L	66-75
3-18-1978	N	L	49-52
3-21-1999	N	W	73-66
12-23-1999	A	L	58-60
12-16-2000	H	W	46-45
12-14-2002	A	W	71-67
12-13-2003	N	L	74-79
3-27-2005	N	W	94-88 2ot
11-12-2013	N	W	78-74

Lake Forest.....6-1
(H - 3-0; A - 3-1)

2-12-1910	A	W	14-13
2-4-1911	A	L	26-28
1-22-1914	A	W	30-24
2-9-1923	H	W	26-18
3-8-1924	H	W	29-19
1-21-1927	A	W	39-30
3-1-1929	H	W	49-16

Lk. Linden Amer. Leg.....1-0
(A - 1-0)

3-26-1920	A	W	60-24
-----------	---	---	-------

Lamar.....3-0
(H - 1-0; A - 1-0; N - 1-0)

3-11-1979	A	W	95-64
11-25-1991	N	W	81-68
12-1-2001	H	W	80-71

Lehigh.....1-0
(H - 1-0)

12-22-2011	H	W	90-81
------------	---	---	-------

Lombard.....0-2
(H - 0-1; A - 0-1)

2-6-1922	A	L	14-26
2-1-1924	H	L	12-13

Long Beach State.....3-1
(H - 2-0; A - 1-0; N - 0-1)

12-21-1974	N	L	62-74
12-6-1979	H	W	87-73
12-4-1980	A	W	71-60
12-30-1994	H	W	70-60

LIU Brooklyn.....2-2
(H - 0-1; A - 1-1; N - 1-0)

1-26-1940	A	L	25-34
1-4-1941	A	W	31-26
2-19-1941	H	L	23-24
3-16-2012	N	W	89-67

Louisiana.....1-0
(H - 1-0)

11-25-2012	H	W	63-60
------------	---	---	-------

Louisiana-Monroe.....2-0
(H - 2-0)

11-13-1998*	H	W	89-58
11-14-2007	H	W	83-65

* Known as NE Louisiana
in 1998Louisiana State.....1-0
(A - 1-0)

3-16-1979	A	W	87-71
-----------	---	---	-------

Louisiana Tech.....1-0
(H - 1-0)

12-29-1990	H	W	77-62
------------	---	---	-------

Louisville.....5-5
(H - 2-0; A - 0-2; N - 2-3)

12-14-1959	N	L	81-88
3-5-1992	N	L	69-73
12-4-1993	A	L	68-77
12-3-1994	H	W	85-71
12-2-1995	A	L	59-79
1-22-1999	H	W	69-57
3-29-2009	N	W	64-52
3-22-2012	N	L	44-57
3-29-2015	N	W	76-70 ot
12-2-2015	H	W	71-67

Loyola (Chicago).....10-2
(H - 6-0; A - 4-2)

1-20-1928	A	L	21-23
12-14-1931	H	W	24-16
2-3-1934	H	W	36-15
2-24-1934	A	W	22-20
12-24-1934	A	W	26-19
1-10-1936	H	W	32-20
1-2-1939	A	L	44-46
1-1-1940	A	W	30-22
12-9-2000	A	W	103-71
12-17-2002	H	W	80-54
12-8-2012	H	W	73-61
11-21-2014	H	W	87-52

Loyola, La.....1-1
(H - 1-0; A - 0-1)

12-22-1964	H	W	94-70
12-20-1966	A	L	70-74

Loyola, Md.....1-0
(H - 1-0)

12-30-2006	H	W	74-61
------------	---	---	-------

Loyola Marymount.....2-0
(N - 2-0)

12-29-1979	N	W	82-65
12-12-1992	N	W	73-70

Maine.....2-1
(H - 2-0; A - 0-1)

11-26-1985	H	W	89-58
12-4-1986	A	L	81-84
12-2-1987	H	W	87-44

Marietta.....1-0
(H - 1-0)

3-8-1917	H	W	30-20
----------	---	---	-------

Marquette.....32-23
(H - 20-9; A - 9-14; N - 3-0)

2-17-1922	H	L	19-26
2-11-1926	H	L	25-29
1-8-1927	H	W	35-32
1-22-1927	A	L	12-24
1-21-1928	A	L	18-21
2-25-1928	H	W	30-25
1-11-1929	H	W	29-19
3-4-1929	A	W	26-15
1-31-1930	H	W	24

ALL-TIME RECORD VS. OPPONENTS

2-18-1935	A	L	17-20
1-17-1936	H	L	20-21
1-18-1936	H	W	35-31
2-22-1936	A	W	29-28
1-16-1937	H	L	25-32
2-20-1937	A	L	26-31
1-22-1938	H	L	24-41
2-19-1938	A	L	26-40
2-13-1939	H	W	35-29
2-20-1939	A	L	36-38
1-15-1940	H	W	48-19
2-24-1940	A	W	21-17
1-10-1941	H	W	25-18
2-22-1941	A	W	37-36
1-16-1942	H	W	51-40
2-21-1942	A	W	47-45
1-11-1943	A	L	32-41
2-15-1943	H	L	36-47
1-6-1947	H	W	53-51
2-3-1947	A	W	56-55
1-13-1948	H	W	57-54
2-14-1948	A	W	53-48
1-7-1949	H	L	48-68
2-5-1949	A	L	42-59
1-13-1950	H	W	81-64
2-25-1950	A	L	58-75
12-19-1950	H	W	74-42
12-15-1951	A	W	53-47
12-6-1952	H	W	62-51
12-17-1953	H	W	65-60
12-1-1954	H	W	91-72
2-8-1956	A	L	81-90
12-22-1956	H	W	92-65
3-13-1959	N	W	74-69
3-15-2007	N	W	61-49
11-28-2014	N	W	79-68

Marshall.....1-0
(H - 1-0)

12-19-1981	H	W	101-82
------------	---	---	--------

Maryland.....6-4
(H - 1-1; A - 1-1; N - 4-2)

12-29-1955	A	L	95-75
3-28-2003	N	W	60-58
11-27-2006	N	L	60-62
11-17-2008	N	L	62-80
3-21-2010	N	W	85-83
12-30-2014	H	L	66-68 2ot
1-17-2015	A	L	59-75
3-14-2015	N	W	62-58
1-23-2016	H	W	74-65
3-12-2016	N	W	64-61

Maryland Eastern Shore 1-0
(H - 1-0)

12-9-2015	H	W	78-35
-----------	---	---	-------

Massachusetts.....2-0
(N - 2-0)

12-27-1985	N	W	93-45
------------	---	---	-------

11-28-2009	N	W	106-68
------------	---	---	--------

McNeese State.....1-0
(H - 1-0)

11-8-2013	H	W	98-56
-----------	---	---	-------

Meiji Univ. (Japan).....1-0
(N - 1-0)

1-28-1933	H	W	63-15
-----------	---	---	-------

Memphis.....1-2
(N - 1-2)

12-30-1967	N	L	57-73
3-28-2008	N	L	74-92
3-23-2013	N	W	70-48

Mercer (Ga.).....0-1
(H - 0-1)

1-1-1926	H	L	33-37
----------	---	---	-------

Mercury A.C. (Chi.).....0-1
(A - 0-1)

2-12-1915	A	L	20-25
-----------	---	---	-------

Miami (Fla.).....0-1

(A - 0-1)

11-28-2012	A	L	59-67
------------	---	---	-------

Miami (Ohio).....1-0
(H - 1-0)

12-3-1966	H	W	63-51
-----------	---	---	-------

Michigan.....80-97

(H - 48-37; A - 31-50; N - 1-0)

1-9-1909	A	W	24-16
----------	---	---	-------

2-20-1909	H	W	45-23
-----------	---	---	-------

1-11-1918	A	L	13-17
-----------	---	---	-------

3-2-1918	H	L	25-33
----------	---	---	-------

2-15-1919	H	L	17-19
-----------	---	---	-------

2-28-1919	A	W	33-24
-----------	---	---	-------

1-30-1920	A	W	23-13
-----------	---	---	-------

2-28-1920	H	W	34-27
-----------	---	---	-------

2-5-1921	A	L	24-37
----------	---	---	-------

2-22-1921	H	L	10-17
-----------	---	---	-------

1-6-1922	A	L	26-27
----------	---	---	-------

2-22-1922	H	L	17-19
-----------	---	---	-------

1-3-1923	A	L	11-33
----------	---	---	-------

1-20-1923	H	L	13-29
-----------	---	---	-------

1-11-1924	A	L	19-23
-----------	---	---	-------

2-6-1924	H	L	20-31
----------	---	---	-------

12-13-1924	A	L	10-26
------------	---	---	-------

1-16-1926	A	L	15-38
-----------	---	---	-------

12-10-1926	A	L	13-34
------------	---	---	-------

12-11-1927	A	L	23-43
------------	---	---	-------

12-7-1928	A	W	31-24
-----------	---	---	-------

2-15-1930	H	W	27-26
-----------	---	---	-------

12-13-1930	A	L	22-32
------------	---	---	-------

12-21-1931	A	L	5-27
------------	---	---	------

2-13-1932	H	W	14-13
-----------	---	---	-------

12-10-1932	A	W	20-17
------------	---	---	-------

2-11-1933	H	L	16-28
-----------	---	---	-------

12-9-1933	A	W	26-25
-----------	---	---	-------

2-10-1934	H	W	33-26
-----------	---	---	-------

12-15-1934	A	L	25-31
------------	---	---	-------

2-9-1935	H	W	30-28
----------	---	---	-------

12-14-1935	A	L	24-35
------------	---	---	-------

2-15-1936	H	L	23-41
-----------	---	---	-------

12-12-1936	A	L	21-34
------------	---	---	-------

2-13-1937	H	L	31-38
-----------	---	---	-------

12-11-1937	A	L	40-43
------------	---	---	-------

2-12-1938	H	W	41-35
-----------	---	---	-------

12-10-1938	A	L	34-41
------------	---	---	-------

2-11-1939	H	L	25-30
-----------	---	---	-------

12-9-1939	A	L	27-33
-----------	---	---	-------

1-20-1940	H	L	27-32
-----------	---	---	-------

12-7-1940	A	L	14-42
-----------	---	---	-------

2-12-1941	H	W	35-32
-----------	---	---	-------

12-13-1941	A	L	20-37
------------	---	---	-------

2-11-1942	H	W	57-34
-----------	---	---	-------

12-7-1942	A	L	31-36
-----------	---	---	-------

1-4-1943	H	L	26-29
----------	---	---	-------

2-11-1945	A	L	39-47
-----------	---	---	-------

1-7-1946	H	W	49-36
----------	---	---	-------

12-7-1946	A	L	29-51
-----------	---	---	-------

3-1-1947	H	L	47-59
----------	---	---	-------

12-18-1947	H	W	43-38
------------	---	---	-------

3-6-1948	A	L	28-69
----------	---	---	-------

12-4-1948	A	L	33-66
-----------	---	---	-------

1-31-1949	H	L	38-49
-----------	---	---	-------

12-3-1949	H	L	49-52
-----------	---	---	-------

2-20-1950	A	L	53-70
-----------	---	---	-------

1-20-1951	A	W	49-36
-----------	---	---	-------

2-17-1951	H	W	43-32
-----------	---	---	-------

1-19-1952	A	L	36-50
-----------	---	---	-------

3-1-1952	H	W	80-59
----------	---	---	-------

1-17-1953	A	W	66-64
-----------	---	---	-------

3-7-1953	H	W	55-52
----------	---	---	-------

1-16-1954	A	L	62-64
-----------	---	---	-------

3-6-1954	H	W	76-61
----------	---	---	-------

1-15-1955	H	W	84-82
-----------	---	---	-------

3-5-1955	A	W	83-68
----------	---	---	-------

2-6-1956	H	W	86-76
----------	---	---	-------

3-5-1956	A	W	76-75
----------	---	---	-------

1-7-1957	H	L	69-70
----------	---	---	-------

3-4-1957	A	L	72-81
----------	---	---	-------

2-17-1958	A	W	79-69
-----------	---	---	-------

2-14-1959	H	W	103-91
-----------	---	---	--------

1-9-1960	H	W	89-58
----------	---	---	-------

2-27-1960	A	L	65-72
-----------	---	---	-------

1-16-1961	H	W	81-69
-----------	---	---	-------

2-13-1961	A	L	67-78
-----------	---	---	-------

1-20-1962	A	W	80-74
-----------	---	---	-------

2-2-1963	H	L	71-72
----------	---	---	-------

1-25-1964	H	L	77-91
-----------	---	---	-------

2-1-1964	A	L	79-95
----------	---	---	-------

1-26-1965	H	L	98-103 ot
-----------	---	---	-----------

2-13-1965	A	L	83-98
-----------	---	---	-------

3-7-1966	H	W	86-77
----------	---	---	-------

1-21-1967	A	L	59-81
-----------	---	---	-------

1-13-1968	A	W	86-81
-----------	---	---	-------

2-3-1968	H	W	82-77
----------	---	---	-------

1-25-1969	H	L	70-75
-----------	---	---	-------

2-8-1969	A	W	86-82
----------	---	---	-------

1-24-1970	H	L	88-91
-----------	---	---	-------

3-6-1971	A	L	63-88
----------	---	---	-------

1-8-1972	A	L	75-83
----------	---	---	-------

3-4-1972	H	W	96-92
----------	---	---	-------

1-13-1973	H	L	71-78
-----------	---	---	-------

2-10-1973	A	L	81-97
-----------	---	---	-------

1-19-1974	A	L	82-84
-----------	---	---	-------

3-9-1974	H	L	87-103
----------	---	---	--------

1-11-1975	H	W	86-78
-----------	---	---	-------

2-8-1975	A	L	84-96
----------	---	---	-------

1-17-1976	A	L	63-66
-----------	---	---	-------

2-14-1976	H	L	64-81
-----------	---	---	-------

1-15-1977	H	L	70-83
-----------	---	---	-------

2-26-1977	A	L	65-69 ot
-----------	---	---	----------

2-2-1978	H	L	63-65
----------	---	---	-------

2-11-1978	A	W	73-62
-----------	---	---	-------

1-25-1979	H	L	48-49
-----------	---	---	-------

2-17-1979	H	W	80-57
-----------	---	---	-------

1-24-1980	A	W	59-58 ot
-----------	---	---	----------

2-16-1980	H	W	82-74
-----------	---	---	-------

2-5-1981	A	L	77-79 ot
----------	---	---	----------

2-14-1981	H	W	70-66
-----------	---	---	-------

1-21-1982	A	W	64-62
-----------	---	---	-------

2-

ALL-TIME RECORD VS. OPPONENTS

1-31-1970	H	L	87-92	2-6-2013	H	W	61-50	Nebraska Omaha.....	1-0	Northern Michigan.....	7-1
2-13-1971	A	L	86-97	1-11-2014	H	W	87-75 ot	(H - 1-0)		(H - 5-1; A - 2-0)	
3-8-1971	H	W	73-71	2-26-2015	H	L	90-96 ot	12-4-2011	H	W	110-68
1-22-1972	H	L	57-67	1-2-2016	A	W	69-61	Nevada.....	0-1		
1-27-1973	A	L	77-93	Mississippi.....	1-0			(N - 0-1)			
1-26-1974	A	W	67-66	(N - 1-0)				3-18-2004	N	L	66-72
2-16-1974	H	L	50-56	3-14-1999	N	W	74-66	Nevada-Las Vegas.....	0-1		
1-18-1975	A	L	71-82	Mississippi State.....	3-0			(N - 0-1)			
2-15-1975	H	W	86-81 ot	(H - 2-0; N - 1-0)				12-15-1990	N	L	75-95
1-31-1976	H	W	75-63	1-2-1934	H	W	35-25	New Hampshire.....	2-0		
2-28-1976	A	L	61-71	12-29-1948	H	W	74-28	(H - 1-0; N - 1-0)			
1-24-1977	A	W	70-75 f	1-2-1973	N	W	90-82	12-30-1977	N	W	102-65
2-17-1977	H	W	77-99 f	Miss. Valley State.....	1-0			12-29-1992	H	W	81-51
1-5-1978	H	W	87-83	(H - 1-0)				New Mexico.....	2-0		
3-4-1978	A	W	71-70	12-28-1999	H	W	96-63	(A - 2-0)			
1-6-1979	H	W	69-62	Missouri.....	3-4			12-18-1970	A	W	73-69
3-1-1979	A	W	76-63	(H - 2-1; A - 0-3; N - 1-0)				12-28-1985	A	W	76-61
1-5-1980	H	L	80-93	12-30-1937	H	W	43-33	New Mexico State.....	1-0		
2-28-1980	A	L	73-87	1-5-1948	A	L	44-46	(N - 1-0)			
1-15-1981	H	L	77-86	12-17-1949	H	L	54-73	3-19-2010	N	W	70-67
2-28-1981	A	L	89-92 2ot	12-1-1971	A	L	67-77	New Orleans.....	1-0		
1-9-1982	H	L	58-64	12-22-1983	A	L	66-79	(H - 1-0)			
3-4-1982	A	L	51-54	12-15-1984	H	W	79-61	12-28-2013	N	W	101-48
1-15-1983	H	L	67-69	11-19-2007	N	W	86-83	Nicholls State.....	3-0		
3-3-1983	A	W	79-67	Missouri-Kansas City.....	1-0			(H - 3-0)			
1-14-1984	A	L	61-69	(H - 1-0)				12-9-2001	H	W	92-38
3-1-1984	A	W	83-62	12-19-2011	H	W	89-54	11-27-2004	H	W	102-52
1-19-1985	H	L	75-81	Montana.....	1-0			12-1-2012	H	W	84-39
2-13-1985	A	L	64-73	(N - 1-0)				North Carolina.....	3-12		
1-18-1986	A	L	71-76	11-28-2002	N	W	80-60	(H - 1-2; A - 1-2; N - 1-8)			
2-15-1986	H	W	76-66	Morehead State.....	1-0			3-22-1957	N	L	70-74 3ot
1-31-1987	H	W	72-60	(H - 1-0)				12-30-1958	N	W	75-58
2-28-1987	A	W	77-67	12-1-1992	H	W	121-53	12-6-1976	H	L	58-81
1-27-1988	H	L	56-59	Mt. St. Mary's.....	2-0			12-16-1978	A	L	69-70
3-5-1988	A	L	61-62	(H - 1-0; N - 1-0)				11-21-1995	N	L	70-92
1-28-1989	H	W	73-64	3-12-1999	N	W	76-53	3-19-1998	N	L	58-73
3-8-1989	A	L	61-77	11-29-2013	H	W	98-65	12-1-1999	A	W	86-76
2-1-1990	H	L	74-79	Mt. Union.....	2-0			11-29-2000	H	W	77-64
3-3-1990	A	W	75-73 ot	(H - 1-0; A - 1-0)				4-2-2005	N	L	71-87
1-19-1991	H	W	73-64	1-18-1921	H	W	40-26	3-17-2007	N	L	67-81
2-25-1991	A	W	74-72	1-28-1921	A	W	30-28	12-3-2008	N	L	63-98
1-18-1992	A	L	66-70	Murray State.....	1-0			4-6-2009	N	L	72-89
3-1-1992	H	W	66-57	(N - 1-0)				11-2-2009	A	L	82-89
1-6-1993	A	L	57-64	3-15-1990	N	W	75-71 ot	11-11-2011	N	L	55-67
2-6-1993	H	W	75-63	Muskegon YMCA.....	0-1			12-4-2013	H	L	65-79
1-22-1994	A	L	66-68	(A - 0-1)				UNC Asheville.....	4-0		
2-23-1994	H	W	85-68	12-20-1919	A	L	21-26	(H - 4-0)			
1-25-1995	H	W	54-53	Muskingum.....	1-0			12-30-1998	H	W	64-39
2-18-1995	A	L	57-66	(H - 1-0)				12-17-2001	H	W	76-56
1-27-1996	A	W	68-54	2-9-1916	H	W	39-21	11-22-2002	H	W	66-52
2-14-1996	H	L	63-64 2ot	Navy.....	1-1			12-29-2004	H	W	92-63
1-4-1997	H	L	43-68	(H - 0-1; A - 1-0)				North Carolina State.....	2-5		
3-6-1997	A	L	74-81	11-29-1986	H	L	90-91 ot	(H - 2-0; A - 0-3; N - 0-2)			
1-14-1998	A	W	74-60	11-14-2014	A	W	64-59	12-31-1958	A	L	61-70
2-14-1998	H	W	71-59	Nebraska.....	12-9			12-20-1975	A	L	75-95
3-6-1998	N	L	73-76	(H - 6-3; A - 4-6; N - 2-0)				12-20-1976	H	W	78-60
1-13-1999	H	W	71-55	2-13-1920	A	L	28-43	12-28-1981	N	L	46-67
2-13-1999	A	W	84-82	2-14-1920	A	L	20-29	12-11-1982	A	L	41-45
3-2-2000	H	W	79-43	12-27-1956	N	W	79-65	3-15-2002	N	L	58-69
2-10-2001	A	W	94-83	12-20-1958	H	W	80-55	11-28-2007	H	W	81-58
1-5-2002	A	L	67-70	12-17-1959	A	W	82-80	North Florida.....	1-0		
2-21-2002	H	W	74-55	12-20-1967	H	W	74-70	(H - 1-0)			
1-18-2003	A	L	69-77	12-16-1968	A	L	59-73	12-17-2013	H	W	78-48
2-26-2003	H	W	71-61	12-29-1983	N	W	58-45	Northeastern.....	1-0		
1-28-2004	A	W	79-78 ot	11-30-1988	A	W	77-75	(A - 1-0)			
2-14-2004	H	W	69-58	11-29-1989	H	W	80-69	12-19-2015	A	W	78-58
1-22-2005	A	W	69-55	11-28-1990	A	L	69-71	Northern Illinois.....	0-1		
2-16-2005	H	W	81-62	12-4-1991	H	W	101-78	(H - 0-1)			
2-11-2006	A	L	55-69	12-18-1993	H	L	81-85	12-1-1970	H	L	75-76
1-24-2007	H	W	70-46	12-10-1994	A	L	91-96 ot	Northern Iowa.....	1-0		
1-5-2008	H	W	65-59	12-31-2011	A	W	68-55	(N - 1-0)			
1-20-2008	A	W	78-73	2-25-2012	H	W	62-34	3-26-2010	N	W	59-52
12-31-2008	A	W	70-58	1-13-2013	H	W	66-56				
2-4-2009	H	W	76-47	2-16-2013	A	W	73-64				
3-13-2009	N	W	64-56	2-16-2014	H	L	51-60				
1-13-2010	H	W	60-53	1-24-2015	A	L	77-79				
1-23-2010	A	W	65-64	1-20-2016	H	L	71-72				
3-12-2010	N	L	67-72								
2-21-2010	H	W	71-62								
2-22-2011	A	W	53-48								
1-25-2012	H	W	68-52								
2-22-2012	A	W	66-61								
12-31-2012	A	L	63-76								

ALL-TIME RECORD VS. OPPONENTS

2-27-1986	A	W	82-48
1-26-1987	A	L	65-67
2-19-1987	H	W	96-71
2-4-1988	A	W	65-64
3-10-1988	H	W	55-53
1-11-1989	A	W	64-62
2-25-1989	H	W	80-65
1-20-1990	H	W	91-80
3-8-1990	A	W	84-68
1-12-1991	H	W	66-59
2-14-1991	A	W	55-53
1-15-1992	H	W	78-61
3-5-1992	A	W	72-55
1-16-1993	A	W	80-75
2-17-1993	H	W	81-55
1-15-1994	H	W	67-46
2-17-1994	A	W	60-55
1-18-1995	H	W	93-56
2-25-1995	A	W	83-60
1-24-1996	H	W	68-54
2-17-1996	A	W	75-57
1-18-1997	H	W	75-62
2-19-1997	A	L	58-70
1-31-1998	A	W	72-66 ot
1-30-1999	H	W	65-48
3-5-1999	N	W	61-59
1-22-2000	H	W	69-45
1-27-2000	A	W	59-29
1-10-2001	H	W	84-53
1-24-2001	A	W	74-58
2-6-2002	A	L	49-61
2-15-2003	H	W	64-51
1-21-2004	A	W	73-61
2-21-2004	H	W	66-56
3-12-2004	N	W	68-55
1-8-2005	H	W	87-58
3-2-2005	A	W	69-58
2-4-2006	A	W	77-66
1-10-2007	H	W	66-45
3-8-2007	N	W	62-57
1-24-2008	H	W	78-62
2-9-2008	H	W	70-55
1-3-2009	A	W	77-66
1-21-2009	H	L	63-70
1-2-2010	A	W	91-70
1-30-2010	H	W	79-70
1-3-2011	A	W	65-62
1-15-2011	H	W	71-67 ot
1-14-2012	A	L	74-81
3-10-2013	H	W	71-61
1-15-2014	A	W	54-40
2-13-2014	H	W	85-70
3-14-2014	N	W	67-51
1-11-2015	H	W	84-77 ot
2-10-2015	A	W	68-44
1-28-2016	A	W	76-45

Northwestern College.... 1-8
(H - 1-3; A - 0-5)

1-13-1912	A	L	19-25
2-6-1913	H	L	21-23
1-23-1914	A	L	24-44
2-6-1915	H	L	17-28
2-11-1915	A	L	22-41
1-20-1916	A	L	17-29
3-3-1916	H	L	21-28
2-16-1917	A	L	16-26
3-2-1917	H	W	28-14

Notre Dame..... 35-60
(H - 23-24; A - 10-36; N - 2-0)

1-31-1908	H	W	33-20
2-1-1908	H	L	16-23
2-25-1908	A	L	20-39
1-23-1909	A	L	10-26
2-8-1909	H	L	18-22
1-29-1910	A	W	28-21
2-19-1910	H	W	43-23
2-13-1913	H	W	40-7
1-24-1914	A	L	18-27
2-4-1914	H	W	45-22
2-2-1915	H	W	14-13
2-13-1915	A	L	19-24
2-19-1916	A	L	18-19

2-2-1916	H	L	23-24
1-27-1917	H	W	31-25
2-17-1917	A	L	19-33
2-1-1918	H	W	27-12
2-7-1918	A	L	23-25
2-1-1919	H	W	32-28
2-22-1919	H	L	16-17
1-24-1920	H	W	23-20
2-9-1920	A	L	23-30
2-12-1921	A	L	23-36
2-1-1921	H	W	37-25
1-31-1922	A	L	22-31
2-16-1922	H	W	30-24
12-9-1922	H	L	15-40
2-28-1923	A	W	22-21
1-25-1924	A	L	18-35
2-29-1924	H	L	21-23
1-16-1925	A	L	14-37
3-3-1925	H	L	10-42
1-22-1926	A	L	14-33
2-16-1926	H	L	25-40
1-29-1927	H	L	15-36
2-23-1927	H	L	22-34
1-28-1928	A	L	25-29
2-3-1928	H	W	26-16
1-23-1929	A	L	24-29
2-22-1929	H	L	27-28
1-22-1930	H	W	28-21
2-18-1930	A	L	17-29
1-9-1932	H	L	25-28
2-23-1932	A	L	20-28
1-9-1933	H	L	19-34
2-24-1933	A	L	25-30
1-6-1934	H	L	33-34
2-21-1934	A	L	19-28
2-21-1938	A	L	32-48
1-25-1941	A	L	39-46
3-1-1941	H	W	44-35
2-14-1942	A	L	49-52
2-28-1942	H	W	46-43
2-6-1943	A	L	34-45
2-27-1943	H	L	42-45
1-31-1946	A	L	57-62
2-20-1946	H	L	54-56
1-14-1947	H	L	56-74
2-8-1947	A	L	54-70
2-17-1948	H	L	44-51
2-24-1948	A	W	54-50
3-2-1949	A	L	47-63
2-23-1949	H	L	41-43
1-7-1950	H	L	65-76
1-18-1950	A	L	65-71
1-25-1951	H	W	60-43
2-19-1951	A	L	46-56
1-2-1952	A	W	66-52
1-15-1952	H	L	48-56
2-16-1953	A	L	64-72
2-9-1954	H	L	71-74
2-7-1955	A	W	93-79
12-21-1955	H	W	84-78
1-15-1957	A	L	76-86
3-15-1957	N	W	85-83
12-21-1957	H	W	79-72
12-17-1958	A	W	74-56
12-5-1959	H	W	61-56
2-5-1961	H	W	89-74
12-16-1961	H	L	72-73
12-4-1962	A	L	85-92
1-18-1964	H	L	80-95
12-8-1964	A	L	93-100
12-11-1965	A	W	93-69
2-1-1967	A	W	85-80 ot
1-30-1968	H	W	89-68
2-11-1969	A	W	71-59
1-20-1970	H	W	85-82
1-26-1971	A	L	80-104
2-1-1972	H	W	98-74
2-7-1973	A	L	72-85
2-4-1974	H	L	89-91
2-5-1975	A	W	76-73
3-18-1979	N	W	80-68
12-3-2014	A	L	78-79 ot

Oakland..... 14-0
(H - 9-0; A - 1-0; N - 3-0)

11-17-1998	A	W	96-66
12-18-1999	H	W	86-51
11-19-2000	H	W	97-61
12-19-2001	H	W	78-50
1-29-2005	H	W	92-75
11-25-2006	H	W	71-53
11-24-2007	H	W	75-71
12-27-2008	N	W	82-66
12-10-2009	H	W	88-57
12-11-2010	N	W	77-76
11-23-2012	H	W	70-52
12-14-2013	N	W	67-63
12-14-2014	H	W	87-61
12-22-2015	N	W	99-93 ot

Oberlin..... 7-6
(H - 6-1; A - 1-5)

1-8-1908	H	W	46-21
2-23-1918	H	W	35-20
1-11-1919	A	L	14-24
1-2-1920	H	W	36-8
1-29-1921	A	L	21-23
2-19-1921	H	L	29-37
1-28-1922	A	L	25-26
3-3-1923	A	L	16-23
2-28-1925	H	W	29-27
3-7-1925	A	L	16-25
2-14-1930	H	W	24-10
1-31-1931	A	W	33-22
12-17-1938	H	W	58-23

Ohio..... 1-0
(H - 1-0)

1-1-1932	H	W	29-15
----------	---	---	-------

Ohio Northern..... 3-0
(H - 2-0; A - 1-0)

1-29-1915	A	W	45-16
2-8-1917	H	W	53-9
1-3-1928	H	W	39-25

Ohio State..... 72-57
(H - 44-17; A - 24-37; N - 4-3)

3-5-1910	A	L	13-31
2-11-1911	A	L	12-42
12-21-1940	H	W	46-38
12-9-1944	A	L	31-58
12-28-1944	H	L	31-67
12-27-1945	A	L	42-62
2-16-1946	H	W	64-41
2-15-1947	H	L	46-58
2-21-1948	H	L	50-72
2-28-1949	A	L	51-70
2-11-1950	A	L	43-87
1-27-1951	A	L	49-58
2-9-1952	H	W	70-52
1-3-1953	H	W	68-57
2-7-1953	A	L	62-73
1-23-1954	H	W	83-76
1-3-1955	A	L	76-83
1-28-1956	H	W	94-91
3-3-1956	A	L	84-96
1-19-1957	A	L	51-70
1-28-1957	H	W	73-64
1-4-1958	A	L	56-70
1-19-1959	H	W	92-77
1-30-1960	A	L	79-111
2-20-1960	H	L	83-84
2-11-1961	H	L	62-83
3-4-1961	A	L	83-91
2-17-1962	H	L	72-80
2-18-1963	A	L	77-87
1-27-1964	H	W	102-99
3-7-1964	A	W	81-80
2-22-1965	A	L	90-101
3-6-1965	H	L	75-97
1-15-1966	H	W	80-64
2-28-1966	A	W	98-79
2-20-1967	A	L	64-80
2-27-1967	H	W	74-63
2-10-1968	A	L	62-90
3-1-1969	H	W	85-72
2-10-1970	H	L	66-89

2-28-1970	A	W	82-80
1-30-1971	A	W	82-70
2-6-1971	H	L	76-87
3-7-1972	A	L	73-92
2-26-1973	H	W	87-83
1-12-1974	H	W	83-75
2-11-1974	A	W	75-67 ot
1-6-1975	H	W	88-84
2-3-1975	A	W	101-83
1-10-1976	H	W	92-82
2-7-1976	A	W	83-82 ot
2-12-1977	A	W	71-57
2-28-1977	H	W	80-79
1-28-1978	A	W	70-60
2-18-1978	H	W	79-74
2-1-1979	H	W	84-79 ot
2-10-1979	A	W	73-57
1-31-1980	H	W	74-54
2-9-1980	A	L	59-71
1-31-1981	H	W	60-54
2-7-1981	A	L	61-73
2-4-1982	A	L	49-50 ot
2-13-1982	H	L	46-51
1-22-1983	A	L	69-74
2-24-1983	H	W	101-94 3ot
1-21-1984	H	L	68-82
2-22-1984	A	L	70-86
1-3-1985	H	W	82-79
3-9-1985	A	L	79-90
1-2-1986	A	L	73-84
3-8-1986	H	W	91-81
1-10-1987	H	W	90-80
2-9-1987	A	L	72-90
2-1-1988	H	W	76-64
2-27-1988	A	W	78-77 ot
1-14-1989	H	L	81-83
2-11-1989	A	L	75-81
1-11-1990	H	W	78-68
2-10-1990	A	W	84-75
1-31-1991	H	W	75-61
3-3-1991	A	L	64-65
1-7-1992	A	L	46-62
2-29-1992	H	L	65-78
1-13-1993	A	W	77-60
2-13-1993	H	W	81-66
1-26-1994	A	W	77-71
2-26-1994	H	W	75-60
2-4-1995	A	W	67-58
2-7-1996	H	W	55-41
1-11-1997	H	W	69-66
2-26-1997	A	W	67-65
2-4-1998	A	W	84-58
1-27-1999	H	W	76-71
1-20-2000	A	L	67-78
2-15-2000	H	W	83-72
1-21-2001	H	W	71-56
1-27-2001	A	L	55-64
2-10-2002	H	W	67-64
2-26-2002	A	W	81-76
1-9-2003	H	W	66-55
3-8-2003	A	W	72-58
3-15-2003	N	L	54-55
2-7-2004	A	W	84-70
2-9-2005	H	W	83-69
1-15-2006	A	W	62-59 2ot
2-22-2006	H	L	68-79
1-27-2007	A	L	64-66
2-3-2007	H	L	54-63
1-15-2008	H	W	66-60
3-9-2008	A	L	54-63
3-14-2008	N	W	67-60
1-6-2009	H	W	67-58
1-25-2009	A	W	78-67
3-14-2009	N	L	70-82
2-21-2010	H	L	67-74
2-15-2011	A	L	61-71
2-11-2012	H	W	58-48
3-4-2012	A	L	70-72
3-11-2012	H	W	68-64
1-19-2013	N	W	59-56
2-24-2013	N	L	60-68
3-16-2013	N	L	58-61

ALL-TIME RECORD VS. OPPONENTS

1-7-2014	H	W	72-68	ot
3-9-2014	A	L	67-69	
2-14-2015	H	W	59-56	
3-13-2015	N	W	76-67	
2-23-2016	A	W	81-62	
3-5-2016	H	W	91-76	
3-11-2016	N	W	81-54	

Ohio Wesleyan.....2-3
(H - 2-2; A - 0-1)

1-29-1922	A	L	22-25	
2-24-1922	H	L	17-29	
1-7-1929	H	L	28-31	
1-4-1930	H	W	30-14	
1-1-1931	H	W	25-17	

Oklahoma.....6-3
(H - 1-0; A - 0-1; N - 5-2)

12-29-1956	N	W	76-74	
12-21-1963	N	W	118-100	
3-17-1993	A	L	86-88	
3-19-1999	N	W	54-46	
11-14-2001	H	W	67-55	
1-4-2003	N	L	58-60	
12-6-2003	N	L	77-80	ot
11-23-2013	N	W	87-76	
3-27-2015	N	W	62-58	

Oklahoma State.....2-2
(H - 1-0; A - 0-1; N - 1-1)

1-14-1995	H	W	70-69	
12-18-1995	A	L	57-68	
11-30-2002	N	L	61-64	
11-28-2008	N	W	94-79	

Old Dominion.....1-0
(N - 1-0)

3-18-2005	N	W	89-81	
-----------	---	---	-------	--

Olivet.....7-4
(H - 6-2; A - 1-2)

2-27-1899	H	L	6-7	
3-13-1899	A	L	6-15	
1-20-1900	A	L	5-6	
2-3-1900	H	L	6-8	
2-16-1901	H	W	18-10	
3-2-1906	H	W	46-10	
2-2-1907	H	W	41-24	
2-22-1907	A	W	38-24	
12-8-1925	H	W	36-13	
1-21-1933	H	W	35-13	
12-4-1933	H	W	23-16	

Oregon.....1-2
(N - 1-2)

12-28-1961	N	L	59-71	
12-27-1969	N	L	82-87	
12-30-1988	N	W	76-71	

Oregon State.....3-3
(H - 1-1; A - 1-1; N - 1-1)

12-27-1939	A	L	33-38	
12-28-1939	A	W	36-26	
12-29-1942	H	L	29-33	
12-29-1978	N	W	65-57	
2-5-1984	H	W	56-55	
12-29-1988	N	L	58-63	

Owosso YMCA.....1-0
(H - 1-0)

1-26-1906	H	W	76-12	
-----------	---	---	-------	--

Pacific.....1-0
(N - 1-0)

11-26-1993	N	W	83-64	
------------	---	---	-------	--

Pennsylvania.....3-1
(H - 1-0; A - 1-1; N - 1-0)

12-18-1954	A	L	67-73	
12-14-1963	A	W	87-75	
3-24-1979	N	W	101-67	
11-29-2003	H	W	77-52	

Penn State.....36-7
(H - 22-1; A - 14-4; N - 0-2)

1-2-1929	H	W	16-14	
12-28-1938	H	W	35-21	
12-29-1950	H	W	51-44	
12-30-1954	H	W	85-74	
3-13-1993	H	W	70-53	
3-12-1994	A	L	70-71	
2-2-1995	H	W	82-62	
2-11-1995	A	W	68-53	
1-31-1996	H	W	61-58	
2-10-1996	A	L	50-54	
1-15-1997	A	W	69-58	
2-22-1997	H	W	71-57	
1-24-1998	H	W	71-59	
2-2-1999	A	W	70-68	
1-5-2000	H	W	76-63	
2-23-2000	A	W	79-63	
1-3-2001	H	W	98-73	
2-24-2001	A	W	76-57	
3-9-2001	N	L	63-65	
1-19-2002	A	W	77-65	
1-22-2003	H	W	70-36	
1-14-2004	H	W	76-58	
2-28-2004	A	W	67-42	
1-5-2005	A	W	84-58	
3-5-2005	H	W	90-64	
1-28-2006	H	W	69-60	
1-20-2007	A	W	91-64	
2-2-2008	A	L	76-85	
2-20-2008	H	W	86-49	
1-14-2009	H	W	78-73	
2-1-2009	A	L	68-72	
2-13-2010	A	W	65-54	
3-4-2010	H	W	67-65	
1-8-2011	A	L	62-66	
2-10-2011	H	W	75-57	
3-12-2011	N	L	48-61	
2-8-2012	H	W	77-57	
1-16-2013	A	W	81-72	
12-31-2013	A	W	79-63	
2-6-2014	H	W	82-67	
1-21-2015	H	W	66-60	
1-10-2016	A	W	92-65	
2-28-2016	H	W	88-57	

Pepperdine.....1-0
(N - 1-0)

12-21-1998	N	W	79-67	
------------	---	---	-------	--

Pittsburgh.....3-1
(H - 1-1; A - 1-0; N - 1-0)

2-18-1927	H	L	34-36	
12-22-1953	H	W	83-51	
12-17-1955	A	W	82-81	
3-22-2008	N	W	65-54	

Portland.....2-0
(H - 1-0; A - 1-0)

12-29-1961	A	W	74-60	
11-18-2013	H	W	82-67	

Portland State.....1-0
(H - 1-0)

12-10-1979	H	W	88-54	
------------	---	---	-------	--

Prairie View A&M.....1-0
(H - 1-0)

12-18-2010	H	W	90-51	
------------	---	---	-------	--

Princeton.....5-1
(H - 2-1; A - 1-0; N - 2-0)

12-30-1950	H	L	46-52	
12-29-1951	H	W	52-46	
12-17-1954	A	W	79-67	
11-30-1979	N	W	60-46	
12-30-1989	H	W	51-49	
3-14-1998	N	W	63-56	

Providence.....4-0
(A - 1-0; N - 3-0)

3-11-1978	N	W	77-63	
12-20-1980	A	W	77-76	
11-25-1999	N	W	82-58	
11-29-2015	N	W	77-64	

Purdue.....53-66
(H - 31-25; A - 18-41; N - 4-0)

1-26-1910	A	L	9-35	
12-20-1947	A	L	48-50	
2-12-1949	H	L	48-66	
2-4-1950	A	L	53-69	
1-29-1951	A	L	55-59	ot
1-26-1952	H	W	56-47	
2-21-1953	H	W	68-57	
2-28-1953	A	W	77-72	
2-13-1954	A	L	50-64	
1-31-1955	H	W	79-72	
1-14-1956	H	L	62-66	
2-25-1956	A	L	56-63	
1-5-1957	H	L	71-72	
2-11-1957	A	W	68-66	
1-11-1958	H	W	84-75	
2-24-1958	A	L	70-72	
2-7-1959	A	L	81-85	
2-21-1959	H	W	94-87	
2-6-1960	H	L	65-68	
2-25-1961	A	L	74-85	
1-15-1962	H	L	74-89	
2-3-1962	A	L	64-86	
2-4-1963	A	L	81-103	
3-4-1963	H	L	93-94	
2-3-1964	A	L	98-101	
3-1-1965	H	W	110-92	
1-10-1966	A	W	89-78	
1-24-1966	H	W	92-74	
2-11-1967	A	W	79-77	
3-4-1967	H	W	75-71	
3-5-1968	A	L	75-93	
2-25-1969	H	L	72-74	
2-3-1970	A	L	86-105	
3-3-1970	H	L	98-101	
2-27-1971	A	L	70-100	
3-2-1971	H	L	60-65	
2-19-1972	A	L	68-92	
2-17-1973	H	L	84-88	
1-5-1974	A	L	75-77	
2-2-1974	H	W	76-74	
1-2-1975	H	L	86-93	
3-3-1975	H	W	84-82	
1-26-1976	A	W	66-65	
2-23-1976	H	W	89-76	
1-22-1977	H	L	70-76	
3-3-1977	A	L	69-78	
1-19-1978	H	W	60-51	
2-16-1978	A	L	80-99	
1-13-1979	A	L	50-52	
2-22-1979	H	W	73-67	
1-3-1980	H	L	73-74	
3-1-1980	A	L	73-91	
1-24-1981	A	W	74-68	
2-12-1981	H	L	48-63	
1-14-1982	A	L	47-53	
2-27-1982	H	L	49-51	
1-29-1983	H	W	83-67	
2-17-1983	A	L	55-61	
1-28-1984	A	L	54-72	
2-16-1984	H	W	63-53	
1-10-1985	A	W	81-72	ot
2-9-1985	H	L	65-66	
1-9-1986	H	L	83-88	
2-8-1986	A	L	82-88	
1-3-1987	A	L	72-87	
3-4-1987	H	L	59-69	
1-20-1988	A	L	67-78	
2-10-1988	H	L	70-72	
1-25-1989	H	W	106-83	
2-18-1989	A	L	63-87	
2-3-1990	A	W	64-53	
3-11-1990	H	W	72-70	
1-23-1991	A	L	51-62	
2-23-1991	H	W	75-58	
1-22-1992	A	W	66-61	
2-22-1992	H	W	70-68	
1-30-1993	A	W	72-64	
3-3-1993	H	L	58-61	
1-12-1994	A	L	77-89	
2-12-1994	H	L	70-74	
2-7-1995	H	L	69-78	

2-3-1996	A	L	51-56	
1-29-1997	A	L	62-72	
2-8-1997	H	L	62-77	
12-30-1997	A	W	74-57	
3-1-1998	H	L	96-99	ot
2-16-1999	H	W	82-69	
2-28-1999	A	W	60-46	
2-8-2000	A	L	67-70	
2-4-2001	H	W	72-55	
1-16-2002	H	W	65-56	
2-16-2002	A	W	62-59	
1-14-2003	A	L	60-72	
3-1-2003	H	W	69-61	
3-14-2003	N	W	54-42	
1-25-2004	A	L	70-76	ot
2-17-2004	H	W	62-55	
1-18-2005	H	W	71-64	
2-19-2005	A	W	68-57	
2-8-2006	H	W	77-52	
3-9-2006	N	W	70-58	
2-7-2007	A	L	38-62	
1-8-2008	H	W	78-75	
2-12-2008	A	L	54-60	
2-17-2009	A	L	54-72	
3-8-2009	H	W	62-51	
2-9-2010	H	L	64-76	
2-28-2010	A	W	53-44	
1-22-2011	A	L	76-86	
2-27-2011	H	L	47-67	
3-11-2011	N	W	74-56	
1-21-2012	H	W	83-58	
1-29-2012	A	W	76-62	
1-5-2013	H	W	84-61	
2-9-2013	A	W	78-65	
2-20-2014	A	W	94-79	
3-4-2015	H	W	72-66	
2-9-2016	A	L	81-82	ot
3-13-2016	N	W	66-62	

Rhode Island.....1-0
(N - 1-0)

12-2-1977	N	W	92-64	
-----------	---	---	-------	--

Rice.....1-0
(N - 1-0)

11-26-1991	N	W	75-67	
------------	---	---	-------	--

Rider.....1-0
(N - 1-0)

ALL-TIME RECORD VS. OPPONENTS

Saginaw High School.....	2-0
(H-1; A-1; O-1)	
1-18-1907 A W	35-17
1-11-1908 H W	67-23
Saginaw YMCA.....	1-0
(H-1; O-1)	
1-14-1905 H W	62-12
St. Ignatius.....	0-2
(H-0; A-0; O-1)	
1-16-1923 H L	18-27
3-2-1923 A L	17-38
St. John's.....	0-2
(A-0; O-2)	
12-27-1968 A L	51-61
12-1-1979 A L	73-88
St. John's (Ohio).....	3-1
(A-3; I-1)	
2-26-1913 A W	39-24
2-25-1914 A W	50-17
1-25-1918 A W	27-19
1-27-1921 A L	20-21
St. Joseph's (Pa.).....	1-1
(H-1; I-1)	
12-18-1965 H L	65-82
12-27-1980 H W	71-67
St. Louis.....	1-1
(N-1; I-1)	
3-27-1989 N L	64-74
3-18-2012 N W	65-61
St. Mary's (Mich.).....	3-1
(H-3; I-1)	
1-15-1916 H W	29-19
2-21-1923 H W	43-15
12-18-1923 H W	31-26
1-10-1925 H L	13-21
St. Mary's (Ohio).....	0-1
(A-0; I-1)	
3-1-1913 A L	26-28
St. Peter's.....	1-1
(H-1; O-1; A-0; I-1)	
12-1-1983 A L	66-73
12-10-1984 H W	50-38
St. Viator.....	1-2
(H-1; I-2)	
2-26-1924 H L	25-27
1-13-1925 H L	18-23
1-9-1926 H W	30-27
San Diego State.....	1-0
(A-1; O-1)	
12-29-1984 A W	77-61
San Francisco.....	1-1
(A-1; O-1; N-0; I-1)	
3-23-1957 N L	60-67
12-20-1974 A W	86-78
San Jose State.....	3-0
(H-3; O-1)	
12-22-1987 H W	82-68
12-29-1989 H W	88-61
12-19-2007 H W	85-45
Santa Clara.....	1-1
(H-1; O-1; N-0; I-1)	
11-22-1995 N L	71-77
11-24-2014 H W	79-52
Seton Hall.....	3-0
(H-1; O-1; A-1; O-1; N-1; O-1)	
3-18-1994 N W	84-73
12-19-2000 A W	72-57
12-22-2001 H W	68-64
South Alabama.....	2-0
(H-1; O-1; A-1; O-1)	
12-4-1971 H W	87-72
1-3-1973 A W	86-78

South Carolina.....	4-2
(H-3; A-1; O-1; N-1; O-1)	
12-20-1941 H W	41-29
12-18-1961 H W	99-91
12-9-1972 A L	64-83
12-8-1973 H L	63-74
11-26-1999 N W	59-56
11-16-2010 H W	82-73
South Dakota.....	1-0
(H-1; O-1)	
12-5-1966 H W	81-54
South Florida.....	3-0
(H-2; O-1; A-1; O-1)	
12-20-1997 A W	68-53
12-21-2002 H W	65-56
12-16-2003 H W	73-60
South Haven.....	1-0
(A-1; O-1)	
2-28-1908 A W	31-18
Southern Cal.....	3-3
(H-1; O-1; A-1; I-3; N-1; O-1)	
12-19-1953 H W	81-63
12-30-1953 A L	73-75
12-28-1957 A W	77-67
12-29-1964 A L	69-100
12-29-1970 A L	63-88
3-22-2009 N W	74-69
Southern Illinois.....	2-0
(H-1; O-1; A-1; O-1)	
12-13-1955 H W	99-71
1-27-1968 A W	68-56
Southern Methodist.....	1-0
(N-1; O-1)	
12-29-1977 N W	95-69
Southern Mississippi.....	1-0
(N-1; O-1)	
12-29-1975 N W	89-77
SW Missouri State.....	1-0
(N-1; O-1)	
3-20-1992 N W	61-54
Southwest Louisiana.....	1-1
(H-1; O-1; N-0; I-1)	
12-3-1968 H W	90-84
12-28-1982 N L	66-71
Stanford.....	4-2
(H-3; O-1; A-1; I-2)	
12-27-1934 H W	25-18
12-20-1946 H W	57-45
12-29-1960 N L	80-81 2ot
12-28-1991 H W	72-62
12-29-2001 N L	64-75
12-11-2004 N W	78-53
Stetson.....	1-0
(N-1; O-1)	
12-11-1992 N W	78-59
Syracuse.....	7-10
(H-4; A-2; A-2; O-1; N-1; I-2)	
2-2-1929 A L	17-24
1-1-1930 H L	19-21
1-3-1933 H W	23-16
1-13-1934 A L	21-27
1-1-1936 A L	34-38
1-19-1937 H W	36-30
1-15-1938 A L	46-59
1-8-1940 H W	31-29
12-27-1941 W	33-31
1-2-1946 H W	76-48
12-31-1946 A W	61-57 ot
12-3-1977 A L	67-75
3-23-2000 N W	75-58
11-21-2001 N L	58-69
2-23-2003 H L	75-76
1-3-2004 A L	83-96
12-7-2010 N L	58-72

Temple.....	6-6
(H-3; A-1; A-1; I-3; N-2; I-2)	
1-3-1936 A L	24-47
2-15-1939 H W	29-25
1-27-1940 A L	40-42
3-1-1940 H W	44-28
1-6-1941 A W	37-35
1-13-1941 H W	23-22
1-27-1945 N L	47-64
12-30-1969 N L	51-90
12-4-1997 H L	54-56
11-20-1998 A L	59-60
3-25-2001 N W	69-62
3-20-2008 N W	72-61
Tennessee.....	5-2
(H-2; O-1; A-2; I-1; N-1; I-1)	
1-23-1939 A W	35-31
1-6-1940 H W	29-20
12-30-1970 N L	70-81
12-18-1971 A L	61-85
12-21-1993 A W	69-60
12-20-1994 H W	79-68
3-28-2010 N W	70-69
Tennessee Tech.....	2-0
(H-2; O-1)	
12-28-2005 H W	80-63
11-28-2010 H W	73-55
Texas.....	5-4
(H-1; A-1; A-1; I-1; N-3; I-2)	
11-27-1999 N L	74-81
3-30-2003 N L	76-85
11-16-2006 N W	63-61
12-22-2007 N W	78-72
12-20-2008 N W	67-63
12-22-2009 A L	68-79
12-22-2010 H L	55-67
12-22-2012 H W	67-56
12-21-2013 A W	92-78
Texas A&M.....	2-0
(N-2; O-1)	
12-27-1971 N W	67-65
11-25-1989 N W	87-75
Texas Arlington.....	1-0
(H-1; O-1)	
12-30-2009 H W	87-68
Texas Christian.....	1-1
(H-1; O-1; A-0; I-1)	
12-20-1986 A L	47-66
12-12-1987 H W	69-52
Texas Southern.....	2-0
(H-2; O-1)	
11-18-2011 H W	76-41
11-18-2012 H W	69-41
12-20-2014 H L	64-71 ot
Toledo.....	5-3
(H-3; A-2; A-2; I-1)	
12-7-1968 A W	81-80
12-6-1969 H L	80-82
12-5-1970 A W	72-62 ot
11-28-1972 H W	98-96
12-18-1973 A L	51-79
11-22-1999 H W	78-33
12-30-2002 H L	76-81
11-20-2009 H W	75-62
Toledo Buckeyes.....	3-3
(H-1; A-2; A-2; I-1)	
1-16-1914 H W	40-24
2-26-1914 A W	26-25
1-9-1915 H L	23-33
1-28-1915 A L	27-31
2-19-1916 H L	23-32
2-24-1916 A W	28-22
Tri-State.....	1-0
(H-1; O-1)	
1-17-1916 H W	30-13

Tulane.....	2-1
(H-1; O-1; A-1; I-1)	
12-20-1965 H W	80-61
12-21-1966 A W	76-66
12-29-1982 A L	58-81
Tulsa.....	2-2
(H-1; O-1; A-0; I-1; N-1; I-1)	
12-9-1961 H W	90-70
12-18-1963 A L	88-89
12-28-1965 N L	67-78
12-22-1998 N W	68-58
Tuskegee.....	1-0
(H-1; O-1)	
12-15-2012 H W	92-56
Upper Canada Law.....	1-0
(H-1; O-1)	
1-5-1924 H W	33-26
Utah.....	1-4
(A-0; O-2; N-1; I-2)	
12-21-1962 A L	79-88
12-28-1964 N L	96-98
12-20-1969 A L	85-105
3-17-1991 N L	84-85 2ot
3-18-2000 N W	73-61
Utah State.....	0-2
(A-0; I-1; N-0; I-1)	
12-22-1962 A L	87-102
12-19-1980 N L	70-74
Valparaiso.....	5-1
(H-3; I-1; N-2; O-1)	
1-19-1922 H W	30-21
12-28-1922 H L	17-21
3-6-1924 H W	22-12
3-16-2000 N W	65-38
11-22-2009 H W	90-60
3-21-2013 N W	65-54
Vanderbilt.....	0-1
(N-0; I-1)	
12-29-1967 N L	63-73
Vermont.....	2-0
(H-1; O-1; N-1; O-1)	
3-20-2005 N W	72-61
11-21-2006 H W	66-46
Victoria.....	1-0
(H-1; O-1)	
1-11-1923 H W	33-10
Villanova.....	1-3
(A-1; I-1; N-0; O-2)	
12-27-1966 A L	63-66
12-28-1968 N L	66-75
3-22-1989 A W	70-63
1-29-2002 N L	73-81
Virginia.....	5-0
(H-3; O-1; N-2; O-1)	
2-11-1947 H W	51-46
2-19-1949 H W	62-43
12-4-2002 H W	82-75
3-28-2014 N W	61-59
3-22-2015 N W	60-54
Va. Commonwealth.....	0-1
(A-0; I-1)	
12-30-1975 A L	75-80
Virginia Tech.....	1-0
(N-1; O-1)	
11-22-2013 N W	96-77
Wabash.....	3-6
(H-3; O-1; A-0; O-6)	
1-22-1909 A L	24-39
1-28-1910 A L	21-23
1-13-1911 A L	15-25
1-19-1912 A L	26-32
2-10-1917 H W	20-19
1-30-1919 A L	19-28
2-7-1919 H W	37-26
2-6-1920 H W	29-27
2-24-1920 A L	16-24

ALL-TIME RECORD VS. OPPONENTS

Wake Forest..... 1-0 (N - 1-0)	12-30-1986 N W 71-62	12-4-1976 H L 73-74	1-7-1961 H L 71-74	3-13-2004 N L 66-68
Washington..... 4-2 (H - 1-1; A - 0-1; N - 3-0)	1-2-1942 H L 42-45	12-10-1977 H W 79-57	1-8-1962 H L 78-83	1-16-2005 A L 59-62
1-2-1942 H L 42-45	12-30-1957 A L 69-71	12-13-1978 A W 109-69	2-10-1962 A L 72-77	2-24-2005 H W 77-64
12-30-1964 N W 93-92	12-30-1964 N W 72-70	11-28-1980 H W 89-77	1-12-1963 A W 75-68	1-8-2006 A L 63-82
3-13-1986 N W 72-70	3-13-1996 H W 64-50	11-28-1981 H L 79-83	3-2-1963 H L 89-92 ot	3-2-2006 H W 74-65
11-24-2010 N W 76-71		11-26-1982 H W 72-65	1-6-1964 H W 106-90	2-20-2007 H W 64-55
Washington State..... 3-1 (H - 2-0; N - 1-1)		11-26-1983 H W 81-52	2-27-1965 A L 89-99	3-3-2007 A L 50-52
12-16-1939 H W 52-44		11-30-1984 H W 77-61	2-5-1966 H W 79-65	3-9-2007 N L 57-70
12-28-1978 N W 98-52		11-30-1985 H W 84-64	2-19-1966 A L 77-78	2-28-2008 A L 42-57
12-30-1992 H W 77-61		11-28-1998 H W 90-66	1-28-1967 H W 68-61	3-15-2008 N L 63-65
11-27-1993 N L 71-76		Western Reserve..... 8-1 (H - 5-1; A - 3-0)	2-25-1967 A L 64-68	2-22-2009 H W 61-50
Washington, St. Louis..... 1-0 (A - 1-0)		1-16-1968 A L 68-70	1-16-1968 A L 68-70	1-6-2010 H W 54-47
1-3-1948 A W 46-45		2-24-1968 H W 87-77	2-24-1968 H W 87-77	2-2-2010 A L 49-67
Wayne State..... 15-1 (H - 9-1; A - 6-0)		1-7-1969 H W 77-67	1-7-1969 H W 77-67	1-11-2011 H W 64-61 ot
1-4-1935 H W 31-17		2-22-1969 A L 64-76	2-22-1969 A L 64-76	2-6-2011 A L 56-82
1-26-1935 A W 37-20		2-7-1970 A L 79-89	2-7-1970 A L 79-89	1-3-2012 A W 63-60 ot
2-24-1939 H L 33-40		2-20-1971 H W 97-78	2-20-1971 H W 97-78	1-26-2012 H W 69-55
2-14-1940 H W 46-29		1-11-1972 H W 83-76	1-11-1972 H W 83-76	3-10-2012 N W 65-52
1-20-1945 H W 47-38		2-29-1972 A L 74-101	2-29-1972 A L 74-101	1-22-2013 A W 49-47
1-15-1946 A W 43-37		1-20-1973 A L 80-93	1-20-1973 A L 80-93	3-7-2013 H W 58-43
2-7-1946 H W 46-45		3-10-1973 H W 79-78 ot	3-10-1973 H W 79-78 ot	2-9-2014 A L 58-60
12-28-1946 A W 52-25		3-2-1974 A L 80-87	3-2-1974 A L 80-87	3-15-2014 N W 83-75
2-1-1947 H W 49-36		1-25-1975 H W 105-87	1-25-1975 H W 105-87	3-1-2015 A L 61-68
12-27-1947 A W 57-55		2-22-1975 A L 96-103	2-22-1975 A L 96-103	3-15-2015 N L 69-80 ot
2-28-1948 H W 63-49		1-3-1976 A L 63-70	1-3-1976 A L 63-70	1-17-2016 A L 76-77
1-22-1949 A W 37-35 2ot		3-6-1976 H L 82-86	3-6-1976 H L 82-86	2-18-2016 H W 69-57
1-27-1949 H W 63-48		1-6-1977 H W 84-61	1-6-1977 H W 84-61	UW-Green Bay..... 6-0 (H - 4-0; N - 1-0; A - 1-0)
2-17-1950 H W 68-44		1-29-1977 A L 83-87 3ot	1-29-1977 A L 83-87 3ot	12-15-1981 H W 49-48 ot
12-2-1950 A W 51-50		1-7-1978 H W 74-63	1-7-1978 H W 74-63	3-15-1991 N W 60-58
12-1-1951 H W 52-43		3-2-1978 A W 89-75	3-2-1978 A W 89-75	11-23-2004 H W 104-46
Weber State..... 1-2 (H - 1-0; N - 0-2)		1-4-1979 H W 84-55	1-4-1979 H W 84-55	12-21-2005 A W 98-69
12-28-1979 N L 61-63		3-3-1979 A L 81-83	3-3-1979 A L 81-83	12-23-2006 H W 76-64
3-17-1995 N L 72-79		1-17-1980 H W 62-61	1-17-1980 H W 62-61	12-29-2007 H W 93-75
12-28-1996 H W 83-51		2-14-1980 A L 66-80	2-14-1980 A L 66-80	Wofford..... 1-0 (H - 1-0)
Western Illinois..... 2-0 (H - 1-0; A - 1-0)		1-22-1981 A L 62-63	1-22-1981 A L 62-63	12-4-2009 H W 72-60
12-12-1984 A W 93-61		2-19-1981 H W 74-65	2-19-1981 H W 74-65	Wright State..... 2-1 (H - 2-0; A - 0-1)
11-23-1985 H W 98-63		1-13-1982 H W 86-66	1-13-1982 H W 86-66	12-17-1997 H W 95-52
Western Kentucky..... 1-1 (N - 1-1)		3-5-1983 A W 91-65	3-5-1983 A W 91-65	12-30-1999 A L 49-53
12-14-1968 N L 63-67		1-12-1984+ A W 74-81 f	1-12-1984+ A W 74-81 f	12-30-2000 H W 88-61
3-16-1978 N W 90-69		3-3-1984 H W 78-59	3-3-1984 H W 78-59	Wyoming..... 2-0 (H - 1-0; A - 1-0)
Western Michigan..... 25-11 (H - 19-7; A - 6-4)		1-31-1985 A W 77-68	1-31-1985 A W 77-68	12-23-1955 H W 72-62
1-12-1916 H W 51-21		3-2-1985 H W 82-63	3-2-1985 H W 82-63	12-19-1959 A W 82-72
1-8-1919 H W 19-18		1-30-1986 H W 83-81	1-30-1986 H W 83-81	Xavier..... 3-1 (H - 3-0; A - 0-1)
1-17-1919 A W 28-23		3-2-1986 A W 84-71	3-2-1986 A W 84-71	1-13-1931 H W 32-19
1-15-1921 H W 22-16		1-22-1987 A W 81-78	1-22-1987 A W 81-78	1-15-1932 H W 22-20
1-25-1921 A W 29-19		2-21-1987 H L 63-65	2-21-1987 H L 63-65	2-20-1932 A L 24-31
1-10-1922 H W 28-20		1-7-1988 A L 72-78 2ot	1-7-1988 A L 72-78 2ot	1-27-1933 H W 19-16
12-15-1922 H L 8-17		3-12-1988 H L 69-71	3-12-1988 H L 69-71	Youngstown State..... 1-0 (H - 1-0)
1-28-1924 A L 14-29		2-2-1989 A L 64-69 ot	2-2-1989 A L 64-69 ot	11-9-2006 H W 86-61
2-12-1924 H L 16-25		3-11-1989 H W 70-61	3-11-1989 H W 70-61	
1-23-1925 H L 20-21		1-6-1990 A W 64-61	1-6-1990 A W 64-61	
2-25-1925 A L 15-29		2-8-1990 H W 60-57	2-8-1990 H W 60-57	
2-6-1926 H L 25-30		1-10-1991 H W 65-50	1-10-1991 H W 65-50	
2-26-1926 A L 15-38		2-9-1991 A L 78-84 2ot	2-9-1991 A L 78-84 2ot	
12-4-1963 H W 101-100		2-8-1992 A W 79-64	2-8-1992 A W 79-64	
12-5-1964 H W 89-80		2-12-1992 H W 76-61	2-12-1992 H W 76-61	
12-4-1965 H L 82-85		1-23-1993 H L 66-67	1-23-1993 H L 66-67	
12-1-1966 H W 77-55		2-24-1993 A L 62-65	2-24-1993 A L 62-65	
12-12-1967 A W 78-67		1-19-1994 H W 70-60	1-19-1994 H W 70-60	
12-6-1988 H W 86-71		2-2-1994 A L 62-87	2-2-1994 A L 62-87	
12-13-1969 A W 86-71		1-4-1995 A W 78-64	1-4-1995 A W 78-64	
12-12-1970 H W 97-85		3-11-1995 H W 97-72	3-11-1995 H W 97-72	
12-11-1971 H W 66-65		1-17-1996 A L 48-61	1-17-1996 A L 48-61	
12-16-1972 A W 76-73		2-24-1996 H L 52-73	2-24-1996 H L 52-73	
12-15-1973 H W 85-76		1-9-1997 A W 58-50	1-9-1997 A W 58-50	
12-14-1974 H W 62-59		3-1-1997 H W 68-49	3-1-1997 H W 68-49	
12-13-1975 A L 68-78		1-8-1998 H W 63-40	1-8-1998 H W 63-40	
		2-21-1998 A W 56-47	2-21-1998 A W 56-47	
		1-6-1999 A L 51-66	1-6-1999 A L 51-66	
		2-21-1999 H W 56-51	2-21-1999 H W 56-51	
		3-6-1999 N W 56-41	3-6-1999 N W 56-41	
		2-12-2000 A W 61-44	2-12-2000 A W 61-44	
		2-19-2000 H W 59-54	2-19-2000 H W 59-54	
		3-11-2000 N W 55-46	3-11-2000 N W 55-46	
		4-1-2000 N W 53-41	4-1-2000 N W 53-41	
		1-13-2001 H W 69-59 ot	1-13-2001 H W 69-59 ot	
		2-27-2001 A W 51-47	2-27-2001 A W 51-47	
		1-12-2002 H L 63-64	1-12-2002 H L 63-64	
		2-11-2003 A L 53-64	2-11-2003 A L 53-64	
		1-10-2004 A L 64-77	1-10-2004 A L 64-77	
		3-2-2004 H L 64-68 ot	3-2-2004 H L 64-68 ot	

+ denotes forfeited contest

ALL-TIME LETTERWINNERS

Players began wearing jersey numbers in 1932-33.
 s Information Unavailable; C - team captain;
 CoC - co-captain; TriC - tri-captain;
 QuaC - quad-captain
 Name, Yrs. Lettered; Pos; Ht.; Jersey No.;
 Hometown/High School

A

AcMoody, Sam; 2000-01-02-03; Mgr: Tekonsha
 Aerts, Jason J.; 2006; F: 6-6; #10;
 Pentwater/Pentwater
 Ager, Maurice D.; 2003-04-05-06QuaC; G: 6-4; #13; Detroit/Crockett
 Ahrens, Kyle; 2016; G: 6-5; #0;
 Versailles, Ohio/Versailles
 Aitch, Matthew A.; '66-67; C: 6-7; #45;
 St. Louis, Mo./Maplewood Richmond Heights
 Alexander, Aaron S.; 2002; F: 6-5; #10;
 Richmond, Va./Henrico
 Allen, X. Chris; 2008-09-10; G: 6-3; #3;
 Lawrenceville, Ga./Meadowcreek
 Anagnony, Aloysius; 2000-01-02TriC-03
 CoC; F: 6-8; #25; Southfield/Detroit DePorres
 Anderegg, Robert H.; '57-58-59C; F: 6-3;
 #23; Monroe, Wis./Same
 Anderson, Alan; 2002-03-04TriC-05QuaC;
 F: 6-6; #15; Minneapolis, Minn./DeLaSalle
 Anderson, Valda; '29; Mgr: Sand Creek/Same
 Andreas, Jason; 2001-02-03-04TriC; C: 6-10; #44; Sugar Creek/Ohio/Garaway
 Appling, Keith; 2011-12-13TriC-14; G: 6-1; #11;
 Detroit, Mich./Pershing
 Archer, Lawrence C.; '18; G: #5; Derby/\$
 Armstrong, T. Robert; '53-54-55; C: 6-8;
 #12; Holland/Same
 Armstrong, Mark; '97-98-99-00; Mgr.:
 Grand Rapids
 Aubuchon, L. Chester; '39-40-42C; G: 5-9;
 #24; Gary, Ind./Horace Mann
 Ayala, Reginald (Rickey) P.; '52-53-54; G: 5-6; #7; Brooklyn, N.Y./Tech

B

Babcock, Nate; 2010-11; Mgr.: Plymouth, Minn.
 Bailey, John A.; '66-67-68; G: 6-0; #12;
 Streator, Ill./Same
 Balbach, Edward; '02-03-04C; G/C; s; no #;
 Grand Rapids/\$
 Ballinger, Adam; 2000-01-02TriC-03CoC;
 C: 6-9; #55; Bluffton, Ind./Same
 Barnard, John A.; '32; F/G; s; no #; \$/\$
 Barnes, Daron; '86; Mgr: \$/\$
 Barnett, William; '10; s; no #; Pittsburgh, Pa./\$
 Barr, John H.; '21; F; s; no #; Flint/\$
 Basich, Peter S.; '40-41; G; #4;
 Columbus, Ohio/\$
 Bates, Steven A.; '80-81-82; C: 6-10; #52;
 Fort Wayne, Ind./Wayne
 Bauman, Paul L.; '45; G/F; 5-10; #8;
 Battle Creek/St. Phillip
 Baylor, Arthur E.; '66-67; F: 6-6; #41;
 Washington, D.C./Mackin
 Beathea, Daimon; '93-94-95-96; F: 6-7;
 #23; Elkhart, Ind./Memorial
 Belknap, Leon V.; '09; s; s; no #; Whittemore/\$
 Bell, Charlie; '98-99-00-01; G: 6-3; #14;
 Flint/Southwestern Academy
 Bencie, Charles J.; '56-57-58; F/C: 6-6; #31;
 Gary, Ind./Froebel
 Benington, John J. Jr.; '72; G: 6-1; #15;
 East Lansing/Lansing Gabriels
 Benjamin, Sylvester (Rudy); '69-70-71-G: 6-3;
 #21; Dayton, Ohio/Roosevelt
 Bennett, Byron D.; '32; Mgr.: \$/\$
 Bernecker, Scott; '90-91-92-93; Mgr:
 East Grand Rapids/Same

Berry, William E.; '62-63-64; F: 6-2; #12;
 Winnemucca, Nev./Humboldt County
 Besko, Scott; 2012-13-14-15; Mgr. Saint Johns
 Bess, Javon; 2015-16; F: 6-5; #2;
 Columbus, Ohio/Gahanna Lincoln
 Beyer, G. Joseph; '45; G: 5-10; #3;
 Grosse Pointe/Same
 Bibbens, Cleveland W.; '82; F: 6-6; #55;
 Pittsburgh, Pa./Brashear
 Bilkey, Robert; '24; C; s; no #; Ishpeming/Same
 Binge, Ronald E.; '70; F: 6-5; #44;
 East Detroit/Same
 Bishop, Randy J.; '79-80; Mgr.: Grandville/
 Wyoming Lee
 Blanchard, Charles M.; '01C-02; s; s; no #;
 Chesaning/Same
 Blum, Mark; '92-93; F: 6-6; #20; Caro/Same
 Boeskoel, Randall D.; '31-32; C: s; no #;
 Grand Rapids/\$
 Bograkov, Timothy G.; '69-70; G: 6-1; #12;
 Flint/Central
 Bograkov, Timothy E.; 2002-03-04-05
 QuaC; G: 6-2; #30; Flint/Central
 Bohnhoff, Trevor; 2014-15; F: 6-7; #13;
 Saginaw/Novel
 Borovich, Jon; 2002-03; Mgr.: Bloomfield Hills
 Bostic, Herbert H.; '80-81-82; F/G: 6-4;
 #44; Detroit/Royal Oak Shrine
 Bouma, Robert D.; '68; Mgr: Grand Rapids/\$
 Bower, William R.; '50-51-52; F: 5-11; #4;
 Ft. Wayne, Ind./South
 Brannum, Robert W.; '48C; C: 6-5; #7;
 Winfield, Kan./Same
 Braun, Norwin W.; '49; Mgr: Ann Arbor/\$
 Breslin, Brian S.; '71-72-74; F: 6-5; #42;
 East Lansing/Same
 Brigham, G. Horbert; '18; F: 6-5; #13;
 Springfield, Pa./\$
 Brkovich, Donald; '79; F: 6-6; #21;
 Windsor, Ont./Lowe
 Brkovich, Mike; '78-79-80-81CoC; G/F: 6-4;
 #12; Windsor, Ont./Lowe
 Brookens, Harold A.; '61; G: 6-0; #14;
 Tulsa, Okla./Washington
 Brooks, Quinton; '93-94-95-96CoC; F: 6-7;
 #40; Akron, Ohio/Firestone
 Brown, Alfred; '77-78; F: 6-6; #25;
 Detroit/Haynesville (La.)
 Brown, Arthur; '22; G; s; no #; Hastings/Same
 Brown, Luke; '98-99-00-01; Mgr: Iron Mountain
 Brown, Mark; '86; G: 6-0; #24; Hastings/Same
 Brown, Shannon; 2004-05-06QuaC; G: 6-3; #3; Maywood, Ill./Proviso East
 Burchill, Kenneth; '51; Mgr.: Sault Ste. Marie
 Burgess, Jeffery; 2002-03-04-05; Mgr: Fenton
 Burk, William; '41-42; G: s; #7; Whiting, Ind./\$
 Busch, Fred W.; '10-11C; F: s; no #; Detroit/\$
 Buyse, Maurice J.; '34-36; C; s; #8; \$/\$
 Byrd, Russell; 2012-13TriC-14; G: 6-7; #0;
 Fort Wayne, Ind./Blackhawk Christian

C

Callahan, Leo A.; '37-38-39C; G; #5;
 Schenectady, N.Y./Same
 Campbell, Arthur L.; '09-10; Mgr.:
 Cheat Haven, Pa./Same
 Carey, Robert W.; '50-51-52; C: 6-5; #8;
 Charlevoix/Same
 Carey, William R.; '51-52; F: 6-1; #13;
 Charlevoix/Same
 Carlson, Leif F.; '51-52; F: 6-2; #17;
 East Lansing/Weehawken (NJ)
 Carlson, Sherman F.; '27; Mgr.: Howell/\$
 Carpenter, William E.; '37-38; G; s; #5; \$/\$
 Carr, Vernon; '86-87; G/F: 6-6; #23; Detroit/
 Cody
 Carrington, Matthew; '83; G: 6-1; #14;
 Flint/Central

Carruthers, Robert H.; '31; Mgr.: \$/\$
 Carter, Rick; 2004-05-06; Mgr.: Grand Blanc
 Casler, Jeff; '89-90-91; G: 6-0; #22; St. Johns/Same
 Cawood, John F.; '43-47; F: 6-3; #16/21;
 Lansing/Eastern
 Cawood, William E.; '80-81-82-83CoC; G/F:
 6-7; #22; East Lansing/Same
 Chamberlain, Ralph G.; '10-11-12C-13; C: s;
 no #; Grand Rapids/\$
 Chandler, Stanley L.; '62; C: 6-5; #31;
 Louisville, Ky./Central
 Chandnois, Lynn; '47; F: 6-2; #5; Flint/Central
 Chapman, Dan; 2012-13-14; G: 6-3; #14/40;
 Okemos/Okemos
 Chapman, Robert; '75-76-77C-78CoC; G:
 6-2; #44; Saginaw/Same
 Chappell, Mike; 2000-01; G/F: 6-9;
 Southfield/Lathrup
 Charles, Ron A.; '77-78-79-80CoC; F: 6-8;
 #15; U.S. Virgin Islands/Central
 Cherry, Steve; '98-99-00; F: 6-6; #20;
 Coldwater/Same
 Christiansen, Paul; '70; Mgr.: Greenville
 Clark, Adam; 2011-12-13; Mgr.: Jerome
 Clark Jr., Marvin; 2015-16; F: 6-6; #0/15;
 Kansas City, Mo./Sunrise Christian Academy
 Cleaves, Mateen; '97-98CoC-99QuaC-00
 Tri-C; G: 6-2; #12; Flint/Northern
 Cleveland, Andy; '95-96-97-98; Mgr.:
 Grand Rapids
 Cohrs, William R.; '70-71-72; C: 6-6; #45;
 Vicksburg/Same
 Cole, Clarence L.; '26; G; s; no #; Lowell/Same
 Colvin, Carleton J.; '27-28; G; s; no #;
 East Lansing/\$
 Cooper, James A.; '02C; s; s; no #; Owosso/\$
 Copeland, Bernard Y.; '68-69; F: 6-6; #45;
 Inkster/Hillcrest (Bridgide, Ala.)
 Corbitt, Donald R.; '54; G: 6-5; #9;
 Ft. Wayne, Ind./Elmhurst
 Costello, Matt; 2013-14-15-16TriC; F: 6-9;
 #10; Bay City/Bay City Western
 Coutre, James W.; '77-78; C: 6-9; #45;
 LaGrange, Ill./Benet Academy
 Crandell, Jonathan; 2009-10; F: 6-8; #25;
 Rochester/Rochester Adams
 Crary, Edward (Ted); '65-66-67; F: 6-5; #13;
 Springfield, Pa./\$
 Curry, X. Deon; 2007; G: 6-1; #13;
 Oakland Township/Detroit Country Day
 Curtis, Jamie; 2009-10-11; Mgr.: Swartz Creek
 Curtis, William A.; '64-65-66C; F: 6-4; #25;
 Grand Rapids/South

D

Dahlman, Isaiah J.; 2007-08-09-10QuaC; G:
 6-6; #22; Braham, Minn./Braham Area
 Dalrymple, Max E.; '38-39-40C; G; #15;
 Port Huron/\$
 Dargush, Bennie J.; '37-38; C: s; #19;
 Amsterdam, N.Y./\$
 Darnton, Brandon; 2007; G: 5-10; #1;
 Harbor Springs/Same
 Davis, Charles E.; '39; Mgr: Rockford/\$
 Davis, Deyonta; 2016; F: 6-10; #23;
 Muskegon, Mich./Muskegon
 Davis, Doug; '98-99; G: 6-3; #30;
 Columbus, Ohio/Westland
 Davis, Paul R.; 2003-04-05-06QuaC;
 C: 6-11; #40; Rochester/Rochester
 Davis, Peter A.; '73-74-75; G: 6-1; #32;
 Brooklyn, N.Y./Boys
 Dawson, Brandon; 2012-13-14-15TriC; G:
 6-6; #22; Gary, Ind./Low Wallace
 Dawson, Hugh A.; '47-48-49; G: 6-0; #5;
 Hammond, Ind./Same
 Dean, Paul; '69-70-71; G: 6-1; #23; Alma/Same
 Deater, Scott; 2013-14-15; Mgr.: West Olive



ALL-TIME LETTERWINNERS

Dekker, James H.; '33-34; C; 5; #21; \$/S
 DenHerder, Fred; '28-29-30; F/C; 5; no #; \$/S
 Densley, Theodore B.; '69; Mgr; Detroit/\$
 Devenny, Robert H.; '53-54-55; G; 5-11;
 #3/10; Philadelphia, Pa./North Catholic
 Dickson, Verne C.; '27-28-29; F; 5; no #; \$/S
 Dickson, Robert M.; '06-07-08; 5; no #; Lansing/\$
 Diehl, Roy H.; '42-43; F; 5-9; #8; Sturgis/Same
 Divjak, Ronald; '62-63; F/C; 6-5; #22;
 East Chicago, Ind./Washington
 Dodge, Glenn W.; '05; G; 5; no #; Almont/\$
 Doerr, Maxwell; '30; Mgr; \$/S
 Donnelly, Colin; 2016; Mgr; Troy
 Donnelly, Terry R.; '77-78-79-80CoC; G;
 6-2; #11; St. Louis, Mo./Parkway North
 Douglas, Thomas H.; '63-64; G; 5-11; #20;
 Barrington, Ill./Same
 Drew, Kenneth L.; '26-27C; G; 5; no #; Tipton/\$
 Dryden, Marion; '98-99; Mgr.; Detroit
 Ducre, DeMarcus D.; 2007; G; 5-10; #15;
 Saginaw/Same
 Dudley, James D.; '75; F; 6-5; #42;
 South Milwaukee, Wis./Racine Prairie
 Duffield, Arnold; '32; F/G; 5; no #; Lansing/\$
 Durco, Brenden; 2012-13; Mgr.; Pinckney
 Duthie, Herbert L.; '10-11; G; 5; no #; Grand Rapids/\$
 Dwyer, Sean P.; 2006-07-08-09; Mgr.; Saginaw
 Dykema, Jon; 2000-01-02-03; Mgr.; Freeland

IE

Edwards, Heywood M.; '67-68; F/C; 6-6;
 #33; Brooklyn, N.Y./Boys
 Eckstrom, William, R.; '51-52; F; 6-3; #12;
 Grant/Same
 Edwards, Derrick L.; 2004; Mgr.; Chicago, Ill.
 Eldred, Robert R.; '27; F; 5; no #; Eaton Rapids/Same
 Ellis III, Alvin; 2014-15-16; G; 6-4; #3;
 Matteson, Ill./Chicago De La Salle
 Emery, Brian; '87-88; Mgr.; Perry/Same
 Eva, Wesley L.; '23-24; C; 5; no #; Vulcan/\$
 Evans, Monte; '97; G; #22; Detroit/Cass Tech

IF

Fagan, Terrance, S.; '72; G; 5-11; #21;
 Flint/St. Michaels
 Fahs, David L.; '59-60-61C; G; 5-9; #12;
 Monroe, Wis./Same
 Falkowski, George; '38-39; F; 5; #22; Flint/\$
 Fanning, Lawrence; '60; G; 6-0; #10;
 Gas City, Ind./Mississinewa
 Feick, Jamie; '93-94-95-96 CoC; F; 6-8;
 #30; Lexington, Ohio/Same
 Feldreich, Sten; '78; C; 7-0; #43;
 Bromma, Sweden/Same
 Felt, Carl; '27-28-29C; C; 5; no #; Muskegon/\$
 Ferguson, Brett A.; 2008-09-10-11; Mgr.;
 Wheaton, Ill.
 Ferguson, Christian S.; '61; G; 5-10; #10;
 Lansing/Sexton
 Ferguson, George H.; '56-57C; F; 6-3; #30;
 Providence, R.I./North Providence
 Ferrari, Albert R.; '53-54-55C; F; 6-3; #22;
 New York/Brooklyn Tech
 Ferrell, Fred L.; '75-76; Mgr.; Detroit/\$
 Fessenden, Clarence W.; '21-22-23C; G;
 5; no #; Newaygo/\$
 Finn, John; '50; C; 6-4; #15; Escanaba/Same
 Finamore, Steve; 2000; Mgr.; Brooklyn, N.Y.
 Flowers, Donald; '78; G; 6-2; #21; Detroit/
 Hamtramck
 Flores, David; 2001-02-03-04; Mgr.;
 Los Angeles, Calif.
 Forbes, Bryn; 2015-16; G; 6-3; #5;
 East Lansing/Sexton
 Ford, Patrick; '83-84; G/F; 6-5; #44;
 Detroit/Cass Tech

Fordham, Barry; '84-85-86-87CoC; C; 6-8;
 #40; Buffalo, N.Y./Sweet Home
 Fortino, M. Samuel; '45-46; F; 6-2; #6; Alma/Same
 Fossom, Robert; '81; G; 5-9; #15; Okemos/Same
 Foster, Walter J.; '19-20-21C-22; C; 5; no #;
 East Lansing/\$
 Frankel, Charles M.; '45; C; 6-3; #4;
 Detroit/Northern
 Franklin, Michael; '92-93-94-95; Mgr.;
 Grand Rapids
 Frederick, Charles C.; '25-26; G/C; 5; no
 #; Saginaw/\$
 Frimodig, Lyman L.; '14-15-16C-17; C/G; 5;
 no #; Calumet/\$
 Frizzo, Leo V.; '35; C; 5; #9; \$/S
 Furlow, Terry L.; '73-74-75-76C; F; 6-5; #25;
 Flint/Northern
 Furseth, Erik O.; '51-52-53C; F; 6-3; #5;
 Cleveland Heights, Ohio/Same

IG

Gale, Robert S.; '68-69-70; F; 6-5; #25;
 Trout Creek/Same
 Ganakas, Gary E.; '71-72-73; G; 5-5; #11;
 East Lansing/Same
 Garavaglia, Jon; '94-95-96-97; F; 6-9; #21;
 Allen Park/Aquinas
 Garlock, Ronald; '35-36-37; G/F; #16; \$/S
 Garrett, George A.; '18-19-20C; G; 5; no #;
 Elmhurst, N.Y./S
 Gauna, Alex; '23-13-14; F; 6-9; #2;
 Eaton Rapids/Eaton Rapids
 Gauthier, George E.; '11-12-13-14C; F; 5;
 no #; Detroit/\$
 Geahan, Robert R.; '47-48-49C; F; 6-1; #3;
 Lansing/Sexton
 Geister, Gerald L.; '66-67-68; C; 6-9; #42;
 Detroit/Redford
 Gent, George E. (Pete); '62-63-64; C/F;
 6-5; #30; Bangor/Same
 Gerard, Joseph E.; '40-41-42; F; 5; #16;
 North Webster, Ind./S
 Gibbons, James M.; '68-69-70CoC; C; 6-7;
 #41; Blissfield/Same
 Gibson, Michael; 2006; Mgr.; Cumberland, R.I.
 Gilkey, Edward A.; '20-21-22; F; 5; no #; Lansing/\$
 Gilkie, Gerald; '79; F; 6-5; #43; Detroit/Kettering
 Gill, William W.; '04; C; 5; no #; \$/S
 Girtton, Derek; 2005-06-07; Mgr.; Sturgis
 Glover, William J.; '73-74-75; G; 6-2; #12;
 Pontiac/Central
 Gleason, Bobby; 2001; Mgr.; Davison
 Godfrey, Walter G.; '55-56C; G; 6-1; #23;
 Detroit/Cass Tech
 Goins, Kenny; 2016; F; 6-6; #25; Troy/
 Warren Mott
 Golis, William; '60; G; 6-0; #25;
 Bolivar, Pa./Laurel Valley
 Gonzalez, Robert; '79-80; F; 6-7; #35;
 Detroit/Catholic Central
 Gonzenbach, Marc; '56-58; C; 6-8; #32/35;
 Milbank, S.D./Same
 Gore, Timothy; '81-82-83-84; G; 6-4; #10;
 Erie, Pa./Cathedral Prep
 Gorman, John E.; '66; G; 5-11; #11;
 Chicago, Ill./Fenwick
 Goss, Robert W.; '11-12-13-14; G; 5; no #;
 Fall River, Mass./S
 Gowens, Arthur L.; '59; F; 6-2; #35; Lansing/
 Sexton
 Graham, Ralph C.; '05-06; Mgr.; Owosso/\$
 Grams, Milton H.; '28; Mgr.; \$/S
 Granack, John M.; '46-49; F; 5-11; #7;
 Hammond, Ind./Same
 Granger, A.J.; '97-98-99-00Tri-C; F; 6-9;
 #43; Findlay, Ohio/Liberty-Benton
 Gray, Jacob; 2000; Mgr.; Plymouth
 Gray, Marquise; 2006-07-08-09; F; 6-8;
 #41; Flint/Beecher

Green, Harry A.; '43; Mgr.; Detroit/\$
 Green, Draymond; 2009-10QuaC-11CoC-
 12CoC; F; 6-6; #23; Saginaw/Saginaw
 Green, Johnny M.; '57-58-59C; C; 6-5;
 #24 (ret.); Dayton, Ohio/Dunbar
 Griffin, Joseph P.; 2007-08; Mgr.; Romeo
 Grove, Donald B.; '28-29-30; F; 6-5; \$/S
 Grove, Roger, R.; '29-30-31CoC; G/F; 5;
 no #; Sturgis/\$
 Guess, Lorenzo; '98; G; 6-3; #5; Wayne/Memorial
 Gutkowski, Ronald J.; '70-71-72CoC; F; 6-6;
 #24; Detroit/Catholic Central

IH

Hackett, Paul; '25-26C; F; 5; no #; Saginaw/\$
 Haftencamp, Joseph P.; '02-03-04; F; 5;
 no #; Grand Rapids/\$
 Haga, Arthur J.; '29-30-31CoC; G; 5; no #;
 Muskegon/\$
 Hairston, Lindsay; '73-74-75C; C; 6-7; #45;
 Detroit/Kettering
 Haley, Ron; '91-92; F; 6-6; #45; Saginaw/Nouvel
 Hall, C.C.; '26; Mgr.; \$/S
 Hall, Jesse; '88-89-90; G; 6-3; #23; Venice, Ill./Same
 Hall, Richard D.; '61; F/C; 6-4; #32;
 Manitowac, Wis./Lincoln
 Hamilton, Geoffrey; '61-62-63; Mgr.; Three Rivers
 Hammes, John H.; '18-20; G; 5; no #; Newberry/\$
 Hamo, Anthony G.; 2005-06; G; 6-2; #22;
 Flint/Powers Catholic
 Hannish, Claude C.; '06-07-08-09-10C-11;
 G; 5; no #; Grand Rapids/\$
 Hannon, Jacob; 2007; F; 6-5; #43; Cody,
 Wyo./Cody
 Harris, Eron; 2016; G; 6-3; #14;
 Indianapolis, Ind./Lawrence North
 Harris, Gary; 2013-14; G; 6-4; #14;
 Fishers, Ind./Hamilton Southeastern
 Harris, James; '55; F; 6-3; #25; Fort Wayne,
 Ind./Harlan
 Hart, David; '93-94-95-96; G; 6-4; #4;
 Battle Creek/Central
 Hartman L. Deneal; '52-53-54; F; 6-4;
 #13/19; Fort Wayne, Ind./South
 Harvey, Andrew J.; 2005; F; 6-5; #43;
 Escanaba/Same
 Hashu, Nikolas; '42-43-44C; G; 6-0; #9;
 Hammond, Ind./Same
 Haun, Harold E.; '30; C; 5; no #; \$/S
 Headen, John W.; '68; Mgr; Detroit/\$
 Heasley, Lloyd E.; '20-21-22C; F; 5;
 no #; Zeeland/\$
 Hedden, Larry D.; '56-57-58; F; 6-5; #33;
 Gas City, Ind./Mississinewa
 Hendon, Nicholas W.; 2006-07-08-09;
 Mgr.; Newaygo
 Henk, Andrew; 2013-14; Mgr.; Utica
 Henry, Charles A.; '38-39; G; 5; #16;
 Huntington, Ind./S
 Herrick, Robert C.; '33-34-35C; F/G; 5; #4; \$/S
 Herzog, Tom; 2008-09-10; C; 7-0; #40; Flint/Powers
 Hess, Leon; '48; G; 6-3; #16; Auburn, Ind./Same
 Hetzel, Stephen P.; 2004-05; Mgr.; Allen Park
 Hickman, Parish; '89-90-91; F; 6-7; #42;
 Detroit/Bishop Borgess
 Higbie, Charles C.; '18-20-21; C/F; 5; no #;
 Napoleon/\$
 Hill, Christopher; 2002-03-04-05QuaC; G;
 6-3; #5; Indianapolis, Ind./Lawrence North
 Hindman, O. Max; '39-40-41; C/F; 5; #8; Gary, Ind./S
 Hinkin, Paul E.; '54; F; 6-4; #13;
 Saginaw/Arthur Hill
 Hoff, Guy F.; '11; F; 5; no #; Buffalo, N.Y./S
 Hoffman, Lee S.; '50; Mgr.; East Lansing/\$
 Hofkamp, Matt; '91; C; 6-10; #4; Ionia/Same
 Hogberg, Jake E.; 2006; Mgr.; Iron Mountain
 Holcomb, Monte S.; '31; F; 5; no #; Port Huron/\$
 Hollis, Mark; '82-83-84-85; Mgr.; Fort Huron/\$

ALL-TIME LETTERWINNERS

Holmberg, Nicholas; 2005-06-07-08; Mgr.: Grand Ledger
 Holms, D. John; '67-68-69; F; 6-4; #24; Lansing/Sexton
 Holmes, Jalen; 2015-16; Mgr.: St. Joseph
 Holmes, Richard; '64-65-66; F; 6-4; #33; Willard, Ohio/Same
 Hood, Charles; '15-16; F; \$; no #; Buffalo, N.Y./\$
 Hood, Oliver Z.; '26-27; F; \$; no #; Ionia/\$
 Huck, Christopher D.; '72-73; Mgr.: Monroe/\$
 Huffman, Jamie; '79; G; 6-3; #24; Lansing/Everett
 Hultman, Vivian; '23; G; \$; no #; Grand Rapids/\$
 Hurley, T.J.; 2010-11-12-13; Mgr.: Redford
 Hutson, Andre; '88-99-00-01; F; 6-8; #34; Trotwood, Ohio/Trotwood-Madison
 Hutt, Martin C.; '38-39-40C; F/C; \$; #10; Schenectady, N.Y./\$

I
 Ianni, Anthony; 2012; C; 6-9; #44; East Lansing, Mich./Okemos
 Ibok, Idongest W.; 2006-07-08-09; C; 6-11; #00; Lagos, Nigeria/Montverde Acad. (Fla.)
 Immink, Greg; 2013; Mgr.: Hudsonville
 Ishbia, Mat; 2000-01-02; G; 5-10; #15; Birmingham/Seaholm
 Izzo, Mario F.; '86-87-88; C; 6-11; #55; Park Ridge, N.J./St. Joseph Regional
 Izzo, Paul; 2005-06-07-08; Mgr.: Iron Mountain

J
 James, Kurt M.; '80-82CoC; F; 6-7; #30; Pontiac/Northern
 Jennings, Brandon P.; 2003-04-05-06; Mgr.: Detroit
 Johnson, Darryl D.; '84-85-86-87CoC; G; 6-2; #13; Flint/Central
 Johnson, Derek; '92; Mgr.: \$
 Johnson, Earvin; '78-79CoC; G/F; 6-8; #33 (ret.); Lansing/Everett
 Johnson, George; '83-84-85-86-87; Mgr.: Saginaw/\$
 Johnson, Ken F.; '84-85; F; 6-8; #00; La Jolla, Calif./LaJolla
 Johnson, Louis, Jr.; '92-93-94-95; Mgr.: Muskegon Heights
 Johnson, Rashi J.; 2003-04; G; 6-2; #11; Chicago, Ill./King
 Johnson, Robert B.; '53; F; 6-1; #6; Muskegon Heights/Same
 Johnson, Roscoe; 2014-15-16; Mgr.: Wiesbaden, Germany
 Johnson, Vernon L.; '67-68; G; 5-11; #23; Saginaw/Same
 Johnston, Rae J.; '50; Mgr.: River Rouge/\$
 Jones, Dudley P.; '41-42-46; G/F; 6-1; #5; Hammond, Ind./Whiting
 Jordan, Richard D.; '67; G; 5-7; #14; Fennville/Same
 Joseph, Maurice M.; 2006-07; G; 6-4; #23; Montreal, Quebec/Champlain-St. Lambert
 Joyce, Donn; '49; G; 6-0; #19; Greenfield, Ind./Same

K
 Kacmarcik, Drew; 2015-16; Mgr.: Mequon, Wis.
 Kaminski, Kenny; 2014; F; 6-8; #30; Medina, Ohio/Medina
 Kathrein, John A.; '52; Mgr.: Chicago, Ill./\$
 Kaye, Richard P.; '79-80-81; F; 6-6; #42; Livonia/Detroit Catholic Central
 Kearney, Brandon; 2012; G; 6-3; #3; Detroit, Mich./Southeastern
 Keast, Roger; '32; F/G; \$; no #; \$/\$
 Kebler, Michael H.; 2008-09-10-11; G; 6-3; #20; Okemos/Same

Keeler, David J.; '67; F; 6-6; #44; Moline, Ill./\$
 Keir, Gerald J.; '64; Mgr.: Snyder, N.Y./\$
 Keller, Brennan; 2007-08; Mgr.: Glenview, Ill.
 Kelley, Thomas; '95-96-97-99QuaC; G; 6-2; #3; Grand Rapids/Union
 Kelsner, Gregory; '76-77-78CoC-79CoC; F; 6-7; #32 (ret.); Detroit/Henry Ford
 Kemler, John; '66; Mgr.: Rochester/\$
 Kemp, Edward K.; '35; Mgr.: \$/\$
 Kern, Sidney A.; '45; Mgr.: Detroit/\$
 Kidman, James; '24; G; \$; no #; Clyde, Ohio/\$
 Kilbride, Duane R.; '61; F/G; 6-2; #21; Kankakee, Ill./St. Patrick Central
 Kilgore, William; '71-72-73C; C; 6-7; #22; River Rouge/Same
 Kircher, Alton; '32-33C; \$; no #; Gladstone/\$
 Kirkpatrick, Steven; '70; G; 6-2; #32; Lafayette, Ind./Jefferson
 Kitto, Clyde A.; '24; C; \$; no #; Gladstone/\$
 Kline, Jason; '96-97-98-99QuaC; G; 6-7; #11/44; Grosse Ile/Same
 Kohut, Andrew H.; 2004-05; Mgr.: Griffith, Ind.
 Kowalk, Clayton J.; '43; G/F; 5-11; #25; Eaton Rapids/Same
 Kraft, Howard; '36-37-38C; F/G; \$; #18; Niles/\$
 Krakora, Joseph G.; '45; G; 6-1; #12; Berwyn, Ill./Morton
 Krall, William R.; '45-46; C; 6-8; #22; Detroit/Redford
 Krehl, Edward C.; '05-06C-07C-08; \$; \$; no #; Buffalo, N.Y./\$
 Kruse, Alexander; 2010-11-12-13; Mgr.: Grand Blanc, Mich.
 Kruse, Christopher; 2010-11-12-13; Mgr.: Grand Blanc, Mich.
 Kucab, Jeff; '96-97-98-99; Mgr.: Grosse Ile
 Kupper, James N.; '64-65-66; G; 6-10; #23; Louisville, Ky./St. Xavier
 Kurtz, Lawrence; '18-19C-20; G; \$; no #; Flint/\$

L
 Lafayette, Lee; '67-68-69C; F/C; 6-6; #35; Grand Rapids/South
 Lalley, Patrick; '98-99-00-01; Mgr.: Holland
 Lamers, John (Jack); '61-62-63C; G/F; 6-2; #15; Kimberly, Wis./Same
 Laporte, Geoff; 2010-11-12-13; Mgr.: Beverly Hills, Mich.
 Larson, Edward L.; '34; Mgr.: Montague/\$
 Levin, Harvey A.; '65; Mgr.: Kankakee, Ill./\$
 Lewis, Tyrone; '72; F/G; #34; Ferndale/Same
 Lick, Thomas W.; '67-68-69; C; 6-10; #34; Gaylord/Same
 Lieberman, Albert G.; '49; Mgr.: Owosso/\$
 Lieberman, James K.; '72; Mgr.: Owosso/Same
 Linhart, Ryan C.; 2007-08-09; Mgr.: Brighton
 Lloyd, Gregory L.; '79; 6-1; G; #10; Lansing/Eastern
 Longaker, Michael; '78-79-80; G; 6-1; #23; Warren/Same
 Lorbeck, Erazem; 2003; F; 6-10; #41; Ljubljana, Slovenia
 Lucas, Kalin; 2008-09CoC-10QuaC-11CoC; G; 6-0; #1; Sterling Heights/Orchard Lake St. Mary's
 Lucious, Roque; 2009-10-11; G; 5-11; #34; Milwaukee, Wis./Plus XI
 Lumsden, David H.; '47; C; 6-5; #5; Lexington, N.C./Same
 Lux, Harry; '56-57; G; 5-10; #11; Chicago, Ill./Leo

M
 MacDaugal, Everett R.; '40; Mgr.: Detroit/\$
 MacDonald, Timothy; '85-86-87-88-89; Mgr.: Scio, N.Y.
 MacMasters, Hugh D.; '52; C; 6-6; #15; Hazel Park/Same

Mahaney, Robert C.; '51; Mgr.: Owosso/\$
 Maisner, Michael; '80-81-82; Mgr.: Marshall/\$
 Manns, Kirk; '87-88-89-90; G; 6-1; #10; North Judson, Ind./Same
 Martin, John E.; '33; Mgr.: \$/\$
 Marx, Harry B.; '25; G; \$; no #; Monroe/\$
 Mason, Ellwood W.; '25; C; \$; no #; Burton/\$
 Mathieson, Roderick; '12; F; \$; no #; Detroit/\$
 Matson, Edward I.; '21-22; G; \$; no #; Dollar Bay/\$
 Matterna, James; 2002; Mgr.: Frankfort, Ill.
 Matthews, Wallace B.; '25; Mgr.: \$/\$
 May, Floyd E.; '43; F; 6-0; #11; Schenectady, N.Y./Mt. Pleasant
 May, Ian; 2014-15-16; Mgr.: Rockford
 Mazza, Matthew A.; '46-47; C; 6-2; #29; Niagara Falls, N.Y./Trott
 McAuliffe, Thomas W.; '51; G; 6-0; #7; Chicago, Ill./Leo
 McCall, Matt; 2015-16; Mgr.: Grand Rapids
 McCall, Tom; '84-85-86-87; Mgr.: Detroit/\$
 McCaslin, Garold; '31-32-33C; C/F; \$; #16; \$/\$
 McClelland, Albert L.; '15-16-17C; G; \$; no #; Holland/\$
 McCoy, Julius; '54-55-56; F; 6-2; #18/15; Farrell, Pa./Same
 McGill, Thomas; '73-74-75; F; 6-4; #41; Flint/Northern
 McGillicuddy, Robert; '28; G; \$; no #; Lansing/\$
 McGlothlan, Marqus L.; 2009-10; Mgr.: Milwaukee
 McKenna, Parnell G.; '06-07-08-09C-10; \$; \$; no #; \$/\$
 McMillan, Roy A.; '23-25; F; \$; no #; \$/\$
 McNally, Ben; 2011-12-13-14; Mgr.: Almont
 McQuaid, Matt; 2016; G; 6-5; #20; Duncanville, Texas/Duncanville
 Means, Clarence T. (Sonny); '50-51-52C; G; 5-11; #3; Saginaw/Same
 Medley, Kyle; 2004-05-07; Mgr.: Mainville, Ohio
 Mekules, Frank A.; '41; C; \$; #22; Detroit/\$
 Merz, Elmer H.; '08-09; \$; no #; Detroit/\$
 Miller, Wilson F.; '03-04; Mgr.: Ray Center/\$
 Miller, Anthony; '92-93-94; F; 6-9; #34; Benton Harbor/Same
 Miller, Carl F.; '16; G; \$; no #; Saginaw/\$
 Miller, Costa N.; '61; Mgr.: \$/\$
 Miller, Hiram H.; '13-14; F; \$; no #; Tonawanda, N.Y./\$
 Miller, Ken; '98; C; 6-10; #54; St. Clair Shores/Lakeshore
 Miller, Oscar; '14-15C; G; \$; no #; Saginaw/\$
 Miller, Patrick F.; '70-71-72CoC; F/G; 6-2; #35; Menominee/Same
 Miller, Robert E.; '65-66; F; 6-5; #35; Fort Wayne, Ind./Elmhurst
 Miller, W. Blake; '13-15; F; \$; no #; Tonawanda, N.Y./\$
 Mills, Herbert; '07-08-09; \$; \$; no #; Adrian/\$
 Milton, Cedric L.; '73-74-75-76; C; 6-9; #24; Denver, Colo./Manual
 Montgomery, Mark; '89-90-91-92 CoC; G; 6-2; #11; Inkster/Southgate Same
 Moore, John L.; '50; C; 6-7; #15; Ionia/Same
 Morgan, J. Raymar; 2007-08-09-10QuaC; F; 6-7; #2; Canton, Ohio/McKinley
 Morris, Robert; '39-40-41; F; \$; #12; Grand Rapids/\$
 Morrison, Randy; '81; G; 6-2; #23; Olivet/Same
 Mudd, Richard D.; '82-83-84-85CoC; C; 6-9; #24; Washington, DC/McKinley Tech
 Mull, Anthony; '96-97G; #10; 6-4; Flint/Southwestern
 Mueller, David P.; '86-88-89-90; C; 6-9; #34; Racine, Wis./St. Catherine's
 Munson, Justin T.; 2007-08-09-10; Mgr.: Elsie
 Murray, Byron; '17-18C; F; \$; no #; Marquette/\$
 Muth, Charles K.; '33; G; \$; \$; \$/\$

ALL-TIME LETTERWINNERS

IN

Nadeau, Ryan; 2014-15-16; Mgr: Northville
Nagel, Robert; '50; G: 6-2; #16; Lansing/Eastern
Nairn Jr., Lourawls; 2015-16TriC; G: 5-10; #11;
Nassau Bahamas/Sunrise Christian Acad.
Nash, Rick; '76; F: 6-4; #34; Saginaw/Same
Naymick, Drew M.; 2004-05-07-08; C;
6-10; #34; Muskegon/North Muskegon
Neaves, Mitchell; '96-97; Mgr.: Virgin Islands
Neitzel, Drew A.; 2005-06-07CoC/8CoC;
G: 6-0; #11/12; Grand Rapids/Wyoming Park
Newman, Harold C.; '24; Mgr: East Lansing/\$
Nichols, TJ; 2014-15-16; Mgr: Grand Blanc
Nicomemus, Steve; '93-94-95-96; G: 6-4;
#22; S. Whitley, Ind./Whitko
Nix, Derrick; 2010-11-12-13TriC; C: 6-9;
#50/25; Detroit/Pershing
Ngo, Donald H.; 2002-03-04; Mgr: Holt
Noack, William; '64; C: 6-8; #35; Lansing/Eastern
Novak, Andrew; 2014-15-16; Mgr: Belleville
Novak, Brian; 2016; Mgr: Belleville
Nuttala, Matt; '23-24-25C; F: 6-3; no #; Negaunee/\$

IO

Ockerman, Justin P.; 2004; F: 6-9; #54;
Garden City/Same
O'Leary, Robert J.; '45; F: 6-0; #10;
Portsmouth, N.H./ Same
Olson, Duane; '57; F/C: 6-5; #21; Detroit/
Cass Tech
Olson, Lance E.; '58-59-60C; F: 6-4; #30;
Green Bay, Wis./West
Osterink, Leonard; '37; F: 6-3; #21; Grand Rapids/\$
Ott, Jordan; 2007-08; Mgr.: McConnellsbury, Pa.

IP

Pacynski, Stan L.; '22; F: 6-3; no #; Bay City/\$
Palazzolo, Brian; 2014-15; Mgr: Rochester
Palm, Wayne V.; '19-20-21; F: 6-0; #East
Lansing/\$
Papadakos, George; '87-88TriC; C: 7-0;
#41; Don Mills, Ont./St. Michael's
Patchett, Wendall T.; '32-33-34C; F: #9;
East Lansing/\$
Pattison, Benjamin P.; '11; G: 6-3; no #; Caro/\$
Paulson, Donald H.; '49; Mgr.: S/\$
Pauga, Brian; 2004-05-06-07; Mgr.:
Hinsdale, Ill.
Pauga, Kevin; 2001-02-03-04; Mgr.:
Hinsdale, Ill.
Payne, Adreian; 2011-12-13-14; F: 6-10; #5;
Dayton, Ohio/Jefferson Township
Payton, Darwin R.; '77-78-79; Mgr.:
River Rouge/Same
Pedro, Gregory; '84-85; G: 6-4; #21;
Staten Island, N.Y./St. Peter's
Penick, Andy; '91-95; G: 6-2; #12;
Louisville, Ky./Pleasure Ridge Park
Peplowski, Mike; '90-91-92-93CoC; C:
6-10; #54; Detroit/Warren De LaSalle
Peppard, David; '17; C: 6-3; no #; East
Lansing/\$
Peppler, Albert P.; '43-46-47; G: 5-11; #10;
Emmitsburg, Md./Shorewood (Milwaukee)
Perez, Evaristo; '82; F/C: 6-8; #43;
Birmingham/Orchard Lake St. Mary's
Perry, Derek J.; '80-81-82-83CoC; F: 6-6;
#41; River Rouge/Same
Petela, Stanley F.; '48; G: 6-1; #10;
Branford, Conn./Same
Peterson, Duane K.; '54-55-56; G: 6-7;
#34; Elkhardt, Ind./Same
Peterson, John H.; '42; Mgr.: Grayling/\$
Peterson, Melvin E.; '40-41-42; G: #9;
Muskegon/\$

Peterson, Morris; '97-98-99-00Tri-C; F:
6-6; #42; Flint/Northwestern
Peterson, Zach; 2012-13; Mgr.: Oak Park, Ill.
Petroski, Carl F.; '41-42-43; C: 6-0; #5;
Schenectady, N.Y./Mt. Pleasant
Pfeffer, Gregg; '83-84-85; Mgr.: Pontiac/\$
Pfeffer, Steven R.; '80-81-82; Mgr.:
Pontiac/\$
Phillips, Nate; '77-78; G: 6-4; #22;
Omaha, Neb./North
Phillips, Robert H.; '39-40-41C; F/G: #6;
Gary, Ind./\$
Pinneo, Dee W.; '31-32C; F: 6-3; no #;
Grand Rapids/\$
Pires, Michael; 2014-15; Mgr: Fort Lauderdale, Fla.
Pjesky, Daniel D.; '43-46; G: 5-11; #3/11;
Benton Harbor/Same
Polec, Larry; '83-84-85-86CoC; F: 6-8;
#35; Sterling Heights/Same
Polonowski, Steve; '94-95-96-97CoC; F:
6-9; #35; Rockford/Same
Prylow, Mark; '94-95; G: 6-3; #20;
Rochester/DeLaSalle

IQ

Qualman, Erik; '91-92-93; Mgr.: '94; 6-6; F:
#42; Rochester Hills/Same
Quiggle, Jack E.; '56-57-58; F/G: 6-3; #21;
South Bend, Ind./Central

IR

Radelet, Kevin C.; '81; G: 5-11; #45;
East Lansing/Same
Ralston, Merle C.; '24; F: 6-3; no #;
Coldwater/\$
Rand, Thomas A.; '58-59; G: 6-2; #20;
Green Bay, Wis./East
Randolph, Zach; 2001; C: 6-9; #50;
Marion, Ind./Marion
Rapchak, William M.; '45-48-49-50; F: 6-1;
#6/14; Whiting, Ind./Same
Raymond, James A.; '55; G: 5-11; #14;
Lansing/Same
Reading, Shannon; '66-67; G: 6-0; #31/22;
Bowling Green, Mo./Same
Reading, Willard L.; '48; Mgr: Rochester/\$
Reck, Dan J.; '34-35-36C; F/G: #4;
Lansing/\$
Redfield, Ken; '87-88-89-90; F: 6-7; #20;
Chicago, Ill./Weber
Reese, Kevin; '88-89-90-91; Mgr.:
Sterling Heights/\$
Respert, Mike; '95-96; G: 5-11; #15;
Detroit/Bishop Borgess
Respert, Shawn; '92-93-94CoC-95CoC; G:
6-3; #24 (ret.); Detroit/Bishop Borgess
Reynolds, Bruce W.; '54; Mgr.: Lake City/\$
Rhodes, Eugene N.; '53; G: 5-11; #10;
Monroeville, Ind./Same
Richards, Roland; '24-25; G: 6-3; no #;
Lansing/\$
Richardson, Jason; 2000-01; G/F: #23;
Saginaw/Arthur Hill
Ricker, Fred G.; '15-16; F: 6-3; no #; Saginaw/\$
Ridley, Michael E.; '72; F: 6-4; #44;
Walled Lake/Central
Riewald, Daniel B.; '76-77-78; G: 6-5; #41;
Bloomfield Hills/Lahser
Rigby, Cyril P.; '16; G: 6-3; no #; Lisbon,
Ohio/\$
Riorden, Edward D.; '33; G: 6-3; #6; S/\$
Rison, Andre; '88; G: 6-1; #22; Flint/
Northwestern
Ritz, Alfred H.; '36; G: 6-3; #17; S/\$
Rivers, Lovelle; '74-75-76; F/C: 6-5; #22;
Detroit/Mackenzie

Robbins, Robert D.; '47-48-49-50C; G:
6-3; #9; Belflower, Calif./Same
Roberts, Robin B.; '45-46-47C; F: 6-0; #17;
Springfield, Ill./Lanphier
Robinson, R. G.; '20; G: 6-3; no #; Manistee/\$
Robinson, Hugh; '23-25; C: 6-3; no #;
Detroit/\$
Robinson, Michael A.; '72-73-74C; G: 5-11;
#31; Detroit/Northeastern
Roe, Delvon; 2009-10-11; F: 6-8; #10;
Euclid, Ohio/St. Edward
Rogers, Spencer W.; '35; F: #4; S/\$
Rolen, Edward C.; '35-36-37; F: #6;
Buchanan/Same
Rood, Joseph; 2003-04-05-06; Mgr.:
Winfield, Ill.
Rowley, Delco R.; 2004-05-06QuaC; F:
6-8; #50; Indianapolis, Ind./Arlington
Rouse, Milo M.; '34-35C; G: #7;
Boyne City/\$
Russo, Leroy G.; '28-29; G: 6-3; no #; S/\$
Rymal, Steven A.; '66-67-68; G: 6-1; #15;
Adrian/Same

IS

Sabo, Ronald J.; '61; F/C: 6-6; #23;
Youngstown, Ohio/Chaney
Saccoccia, Anthony; 2009-10; Mgr.:
Stuebenville, Ohio
Sackrider, Thomas; '55-56; Mgr.: East
Lansing/\$
Saltzman, Rael J.; '74; Mgr.: Franklin/\$
Sanders, Lonnie; '62; F: 6-2; #35; Detroit/
Pershing
Sanders, Marcus L.; '63-64-65C; F/G: #31;
Detroit/Pershing
Sarkine, James; '86-87-88-89; C: 6-9; #30;
Indianapolis, Ind./Ben Davis
Saunders, Blake; 2012-13; Mgr.: Hinsdale, Ill.
Schaffer, John E.; '03-04-05; F: 6-3; no #;
New York, N.Y./\$
Schau, Henry; '28; G: 6-3; no #; Schererville, Ind./\$
Schemmel, Jacob; 2014-15; Mgr: Rockford
Schilling, Gavin; 2014-15-16; F: 6-9; #34;
Chicago, Ill./Findlay Prep (Henderson, Nev.)
Schlatter, G. James; '52-53-54; G: 5-11; #11;
Fort Wayne, Ind./North
Scholtz, Harold C.; '35-36-37; F: #19; S/\$
Schrage, William; 2009-10-11; Mgr.:
Grosse Pointe West
Schuitema, Reed R.; 2006-07-08-09; Mgr.:
Muskegon
Schwarz, Arthur V.; '60-61-62C; G: 6-1;
#24; Evanston, Ill./Same
Schwarz, William R.; '62-63-64; G: 6-3;
#14; Columbia City, Ind./Same
Scott, David A.; '57-60; G: 6-2; #12/13;
Detroit/Cooley
Scott, Edward; '29-30-31CoC; G: 6-3; no #; S/\$
Sekal, Scott; '86-87-88-89; F: 6-8; #44;
Houston, Texas/Alief Hastings
Setas, Benjamin; 2009-10-11; Mgr.: East Lansing
Shackelton, R. Joseph; '73-74; F: 6-2; #34;
Okemos/Same
Sherman, Garrick; 2010-11; C: 6-10; #41;
Kenton, Ohio/Kenton
Shick, John C.; '65; G: 6-1; #10; Okemos/Same
Shidler, Frank J.; '38-39; C/F: #1; S/\$
Simmons, Matt; '96-97-98; Mgr.: Grand Rapids
Simpson, Ralph; '70; G: 6-5; #15; Detroit/Pershing
Skiles, Scott; '83-84-85-86CoC; G: 6-1;
#25/4 (ret.); Plymouth, Ind./Same
Smith, Allen; '72-73; F: #6; #44/41;
Chicago, Ill./Lindblom

ALL-TIME LETTERWINNERS

Smith, Antonio; '96-97CoC-98CoC-99
QuaC; F; 6-8; #13; Flint/Northern
Smith, Brandon; '99-00-01; G; 5-10; #10;
Rochester, N.Y./Pittsford Sutherland
Smith, Daniel R.; '50; F; 6-0; #12;
Gary, Ind./Horace Mann
Smith, Joseph F.; '35-36; G; #12; \$/S
Smith, Kevin R.; '80-81-82 CoC; G; 6-2; #5;
Birmingham/Brother Rice
Smith, Louis J.; '26-27; F; #; no #;
Muskegon/\$
Smith, Robby O.; 2008-09-10; Mgr.;
Saginaw
Smith, Steve; '88-89-90CoC-91CoC; G;
6-7; #21 (ret.); Detroit/Pershing
Snider, Irving J.; '18-19; F; #; no #; Elkton/\$
Snodgrass, James A.; '49-50-51C; G; 6-1;
#11; Pierceton, Ind./Same
Snow, Eric; '92-93-94-95CoC; G; 6-3; #13;
Canton, Ohio/McKinley
Sparvero, Robert P.; '62; F; 6-2; #20;
Pittsburgh, Pa./Baldwin
Spaulding, Don D.; '69; Mgr.; Benton Harbor/\$
Steffen, Norman M.; '10-12-13; G; #; no #;
Saginaw/\$
Spiller, Eric; '86-88-89-90; Mgr.; Southfield/
Same
Squires, Justin; 2001-02-03-04; Mgr.;
Scottville
Stackhouse, Keith L.; '52-53-54C; G; 6-1;
#14; Plymouth, Ind./Bourbon
Stauffer, Gordon C.; '50-51-52; G; 6-0; #18;
Fort Wayne, Ind./South
Steffe, Donald K.; '45-46; #; #; #; \$/S
Steffen, Raymond B.; '49-50-51; G; 6-4;
#14; Flint/Central
Steigenga, Matt; '89-90-91-92 CoC; F; 6-7;
#35; Grand Rapids/South Christian
Stelmasek, Mike; '89-90-91-92; Mgr.; Canton
Stepter, Harrison; '68-69; G; 6-3; #31;
St. Louis, Mo./McKinley
Stephens, Dwayne; '90-91-92-93CoC; F;
6-7; #1; Ferndale/Same
Stephens, Keith; 2001-02-03-04-05-06;
Mgr.; Detroit
Stevens, Robert L.; '48-49; F; 5-11; #8;
Sidney, Ind./Same
Stoll, Paul; '76; F/G; 6-2; #21; Bath/Same
Stone, Fred A., Jr.; '42-43-47; C; 6-6; #4;
Chicago, Ill./Hirsch
Stouffer, James P.; '58-59; G; 6-0; #14;
Pierceton, Ind./Same
Strong, Lawrence F.; '58; Mgr.; Houston, Tex.
Stupak, Ken; 2000; Mgr.; Menominee
Summers, Durrell L.; 2008-09-10-11; G;
6-4; #15; Detroit/Redford Covenant
Sutherland, Donald M.; '53; Mgr.; Plymouth
Suton, Goran; 2006-07-08-09; C; 6-10;
#14; Lansing/Everett
Swanson, Hugo; '22; G; #; no #; Ishpeming/\$
Sweda, Jon-Paul; '94-95-96-97; Mgr.; Detroit
Sweeney, Joe; 2012; G; 6-0; #34;
Toms River, N.J./Toms River North

Tibaldi, Bryan J.; 2007-08Mgr.-09Mgr.;
G; 6-1; #10; Traverse City/West
Torbett, Kelvin D.; 2002-03-04TriC-05
QuaC.G; 6-4; #23; Flint/Northwestern
Totten, Edward C.; '28-29; C; #; no #;
Detroit/\$
Tower, Benjamin G.; '81-82-83-84CoC; F;
6-8; #20; Saranac/Same
Tower, Ray R.; '02-03; C; #; no #; Belding/\$
Townner, John H.; '48; Mgr.; Lansing/\$
Trannon, Matthew H.; 2004-05-06; F; 6-6;
Flint/Northern
Trice, Travis; 2012-13-14-15TriC; G; 6-0;
#20; Huber Heights, Ohio/Wayne
Tropf, Jeffrey L.; '75; C; 6-7; #42; Holt/Same
Tuttle, H. Foley; '03-04-05; G; #; no #; Detroit/\$

IU

Ulmer, John D.; '59-60; Mgr.; Bluffton, Ind./\$

IV

Valentine, Carlton; '85-86-87-88TriC; F;
6-5; #45; Washington, D.C./DeMatha
Valentine, Denzel; 2013-14-15TriC-16TriC;
G; 6-5; #45; Lansing/Sexton
Valentine, Drew; 2014-15; Mgr.; Lansing
Van Dyk, Matt; 2016; F; 6-5; #30;
Imlay City/Imlay City
Vandenbussche, Kevin M.; '76-77; G; 6-4;
#15/23; Sterling Heights/Stevenson
Vanderjagt, Mark L.; '65; F/C; 6-6; #23;
Cedar Grove, Wis./Same
VanderLende, Jeff J.; '71; F/C; 6-7; #32;
Grand Rapids/East Christian
VanderRoest, Nicholas; '32-33-34; C/F;
#; #8; \$/S
Vanek, Greg; '85; F; 6-6; #20; Okemos/
Same
VanFassen, Arnold B.; '33-34-35C; C/F; *;
#22; \$/S
VanHammen, Steven J.; '80-81; Mgr.;
Grand Rapids/\$
VanPelt, Brad; '71-72; F; 6-5; #10; Owosso/Same
VanRhee, Cory; '96-97-98-99; Mgr.; Holland
VanZylen, James; '28-39-30C; F; #; no
#; \$/S
Vatz, Abe M.; '12-13-14; F; #; no #;
Pittsburgh, Pa./\$
Vaydik, Frank J.; '35; C; #; #17; \$/S
Vevia, Paul G.; '16-17; F; #; no #; Muskegon/\$
Vincent, Daniel; 2003-04-05-06; Mgr.;
Jamestown, N.Y.
Vincent, James S. (Sam); '82-83-84-85
CoC; G; 6-2; #11; Lansing/Eastern
Vincent, Jay F.; '78-79-80-81CoC; F/C; 6-8;
#31 (ret.); Lansing/Eastern
Vissing, Paul R.; '47; Mgr.; Jackson/*
Vondette, Roy W.; '06-07-08C; #; #; no #;
Saginaw/\$
Vondette, William L.; '32-33; G; #; #14; \$/S

IW

Waldron, Donald; '46-47-48; G; 5-11; #6/15;
Milwaukee, Wis./Shorewood
Walker, Horace; '59-60C; F/C; 6-3; #15;
Chester, Pa./Same
Walker, Ralph; '83-84-85-86; F; 6-8; #15;
Southfield/Same
Walton, Travis; 2006-07CoC-08CoC-09
CoC; G; 6-2; #5; Lima, Ohio/Lima Senior
Ward, Lloyd; '68-69-70CoC; G; 5-11; #11;
Romulus/Same
Warren, John; '67; Mgr.; Ypsilanti/\$
Washington, Stanley; '64-65-66; G/F; 6-3;
#24; Detroit/Northwestern
Watters, Casey; 2016; Mgr.; Rockford

Watts, Robert H.; '52; Mgr.; Detroit/\$
Weathers, Ray; '95-96-97; G; 6-3; #5;
Jackson/Jackson
Webb, Tanya W.; '76-77; C; 6-7; #42;
Augusta, Ark./Same
Webber, Jason; '97; G; 6-5; #14;
Farmington/Country Day
Weber, Joseph A., Jr.; '71-72; Mgr.;
Creve Coeur, Mo./St. Louis Univ. HS
Wedgworth, George H.; '50; Mgr.; \$/S
Weshinsky, Kris; '91-92-93-94CoC; G;
6-3; #3; Okemos/Loudon Valley (Va.)
Wesley, Charles; 2012-13; Mgr.; Hudsonville
Wesling, Richard M.; '52-53; G; 5-11; #9;
Milwaukee, Wis./Messmer
Wessells, Phillip H.; '05; #; #; no #; Flint/\$
Westerman, Leslie; '06-07; \$; #; no #;
Adrian/\$
Westrick, Brian P.; 2002-03; F; 6-5; #52;
Grand Ledge/Same
Wetzel, Keenan; 2012-13-14-15; G; 6-4; #15;
Monroe, Mich./St. Mary Catholic Central
Weyland, Robert; '43; Mgr.; Wauwatosa, Wis./\$
White, Benny A.; '73-74-75-76; G; 5-9; #23;
Detroit/Northern
White, Curtis; '35-36; F; #; #19; East Lansing/\$
White, Oliver G.; '43-46-47; G/F; 6-0; #8;
Cleveland, Ohio/Shaw
Wilcox, Frederick; '22; F; #; no #; Rockford, Ill./\$
Wiley, DuJuan; '97-98; C; 6-9; #55; Detroit/
Osborn
Wiley, Milton; '76; G; 5-11; #12;
Belleville, Ill./Same
Wilkinson, Dorian C.; '36-37; C; #; #20; \$/S
Wilkinson, Harry; '43; Mgr.; Milwaukee, Wis./\$
Williams, Edward L. (Ted); '61-62-63; C;
6-7; #33; Stroudsburg, Pa./Same
Williams, Leonard; '78; G; 6-0; #24;
Chicago, Ill./Harrison
Willis, Kevin A.; '82-83-84CoC; 7-0; #42;
Detroit/Pershing
Wilson, Adam; 2000; Mgr.; Plymouth
Wilson, Edgar P.; '74-75-76-77; F/G; 6-5;
#33; Dowagiac/Union
Wilson, Patrick J.; '55-56-57; G; 6-0; #35;
Lapeer/Same
Wishart, George; 2001-02-03-04; Mgr.;
Belleville
Wolfe, Adam; 2001-02-03; F; 6-9; #3;
Westerville, Ohio/South
Wolfe, Todd; '87-88-89-90; G/F; 6-5; #24;
Arlington Heights, Ill./Mt. Prospect
Wollenman, Colby; 2012-14-15-16; F; 6-6;
#40/41; Big Horn, Wyo./Big Horn
Wood, Brandon; 2012; G; 6-2; #30;
Kokomo, Ind./Kokomo
Wood, William W.; '16; #; no #; Lawton/Same
Worthington, Bobby; '87-88; F; 6-7; #43;
Zion, Ill./Zion-Benton
Wright, Ed; '87-88 TriC; G/F; 6-6; #35;
Lorain, Ohio/Same
Wulf, Jack; '47-48-49C; C; 6-8; #15;
Chicago, Ill./Senn

IY

Young, John; '60; F; 6-1; #32; South Haven/
Covert

IZ

Zimmerman, Matt; '93-94-95-96; Mgr.;
Grand Rapids
Zulauf, Jon; '90-91-92-93; F; 6-6; #25;
Port Huron/Same

IT

Taylor, Neal C.; '37; Mgr.; Albion/\$
Taylor, Marcus; 2001-02TriC; G; 6-3; #1;
Lansing/Waverly
Thedoss, Dean J.; '77-78; Mgr.; Chicago, Ill./\$
Thierry, Aaron; '97-98; Mgr.; Lake Orion
Thornann, Frederick J.; '62-63-64; C; 6-9;
#34; Taylor/Taylor Center
Thomas, David; '97-98-00-01; G; 6-7; #11;
Brampton, Ont./Notre Dame
Thomas, Jalyn; 2014-15-16; Mgr.; Grand Ledge
Thornton, Austin; 2009-10-11-12CoC; G;
6-5; #13; Sand Lake/Cedar Springs
Thornnton, Michael; 2005; Mgr.; Shelby

ELITE

MICHIGAN STATE BASKETBALL

POSTSEASON

HISTORY



MSUSPARTANS.COM

BIG TEN TOURNAMENT HISTORY



The 1997-98 season saw the first Big Ten Men's Basketball Tournament. Since then, the tournament has become an exciting part of the conference season. Although Michigan State lost its first tournament game, it did capture back-to-back Big Ten Tournament Championships in 1999 and 2000 en route to a pair of Final Four appearances and a National Championship. The Spartans have won three of the last five tournaments, capturing the title in 2012, 2014 and 2016.

The tournament provides tremendous exposure for the conference as every game is televised on national television. In addition, the Big Ten Tournament ranks among the nation's best in attendance. In 19 years, nearly 1.9 million fans have been part of the tournament.

The 2016-17 basketball season will feature the 20th-annual Big Ten Men's Basketball Tournament. This year's edition moves to the Verizon Center in Washington D.C. for the first time. The first four tournaments were held at the United Center in Chicago, as were the 2003, 2005, 2007, 2013 and 2015 tournaments. In 2002, 2004, 2006, and from 2008-12 the tournament was played at Bankers Life Fieldhouse in Indianapolis, while also returning in 2014 and 2016. The 2018 Big Ten Tournament will be held in New York's Madison Square Garden. Chicago will host in 2019 and 2021, with the tournament returning to Indianapolis in 2020 and 2022.



Michigan State celebrated its first Big Ten Tournament championship in 1999.



Morris Peterson and Mateen Cleaves led MSU to the 2000 Big Ten Tournament title.



The Spartans returned to the championship platform in 2012.



Matt Costello kisses the Big Ten Championship trophy as fellow senior Denzel Valentine awaits his turn to hoist the trophy high following MSU's fifth conference tournament title in 2016.



Branden Dawson and Gary Harris celebrate the 2014 tournament championship.

BIG TEN TOURNAMENT HISTORY

BIG TEN TOURNAMENT RECORD: 27-14

CHAMPIONSHIPS: 5 (1999, 2000, 2012, 2014, 2016)

1998 CHICAGO - NO. 1 SEED (0-1)

3/6/98	Quarterfinals	Minnesota (8)	L	76-73
--------	---------------	---------------	---	-------

1999 CHICAGO - NO. 1 SEED (3-0) - BIG TEN CHAMPIONS

3/5/99	Quarterfinals	Northwestern (8)	W	61-59
3/6/99	Semifinals	Wisconsin (4)	W	56-41
3/7/99	Finals	Illinois (11)	W	67-50

2000 CHICAGO - NO. 2 SEED (3-0) - BIG TEN CHAMPIONS

3/10/00	Quarterfinals	Iowa (7)	W	75-65
3/11/00	Semifinals	Wisconsin (6)	W	55-46
3/12/00	Finals	Illinois (4)	W	76-61

2001 CHICAGO - NO. 2 SEED (0-1)

3/19/01	Quarterfinals	Penn State (7)	L	65-63
---------	---------------	----------------	---	-------

2002 INDIANAPOLIS - NO. 5 SEED (0-1)

3/8/02	Quarterfinals	Indiana (4)	L	67-56
--------	---------------	-------------	---	-------

2003 CHICAGO - NO. 5 SEED (1-1)

3/14/03	Quarterfinals	Purdue (4)	W	54-42
3/15/03	Semifinals	Ohio State (8)	L	55-54

2004 INDIANAPOLIS - NO. 3 SEED (1-1)

3/12/04	Quarterfinals	Northwestern (6)	W	68-55
3/13/04	Semifinals	Wisconsin (2)	L	68-66

2005 CHICAGO - NO. 2 SEED (0-1)

3/11/05	Quarterfinals	Iowa (7)	L	71-69
---------	---------------	----------	---	-------

2006 INDIANAPOLIS - NO. 6 SEED (2-1)

3/9/06	First Round	Purdue (11)	W	70-58
3/10/06	Quarterfinals	Illinois (3)	W	61-56
3/9/06	Semifinals	Iowa (2)	L	53-48

2007 CHICAGO - NO. 7 SEED (1-1)

3/8/07	First Round	Northwestern (10)	W	62-57
3/9/07	Quarterfinals	Wisconsin (2)	L	70-57

2008 INDIANAPOLIS - NO. 4 SEED (1-1)

3/14/08	Quarterfinals	Ohio State (5)	W	67-60
3/15/08	Semifinals	Wisconsin (1)	L	65-63

2009 INDIANAPOLIS - NO. 1 SEED (1-1)

3/13/09	Quarterfinals	Minnesota (8)	W	64-56
3/14/09	Semifinals	Ohio State (5)	L	82-70

2010 INDIANAPOLIS - NO. 3 SEED (0-1)

3/12/10	Quarterfinals	Minnesota (6)	L	72-67, OT
---------	---------------	---------------	---	-----------

2011 INDIANAPOLIS - NO. 7 SEED (2-1)

3/10/11	First Round	Iowa (10)	W	85-66
3/11/11	Quarterfinals	Purdue (2)	W	74-56
3/12/11	Semifinals	Penn State (6)	L	61-48

2012 INDIANAPOLIS - NO. 1 SEED (3-0) - BIG TEN CHAMPIONS

3/9/12	Quarterfinals	Iowa (8)	W	92-75
3/10/12	Semifinals	Wisconsin (4)	W	65-52
3/11/12	Finals	Ohio State (3)	W	68-64

2013 CHICAGO - NO. 3 SEED (1-1)

3/15/13	Quarterfinals	Iowa (6)	W	59-56
3/16/13	Semifinals	Ohio State (2)	L	61-58

2014 INDIANAPOLIS - NO. 3 SEED (3-0) - BIG TEN CHAMPIONS

3/14/14	Quarterfinals	Northwestern (11)	W	67-51
3/15/14	Semifinals	Wisconsin (2)	W	83-75
3/16/14	Finals	Michigan (1)	W	69-55

2015 CHICAGO - NO. 3 SEED (2-1)

3/13/15	Quarterfinals	Ohio State (7)	W	76-67
3/14/15	Semifinals	Maryland (2)	W	62-58
3/15/15	Finals	Wisconsin (1)	L	80-69, OT

2016 INDIANAPOLIS - NO. 2 SEED (3-0) - BIG TEN CHAMPIONS

3/11/16	Quarterfinals	Ohio State (6)	W	81-54
3/12/16	Semifinals	Maryland (3)	W	64-61
3/13/16	Finals	Purdue (4)	W	66-62



Draymond Green was Most Outstanding Player in 2012, leading MSU to its third tournament crown.



Branden Dawson was named Most Outstanding Player of the 2014 Tournament, averaging 15.0 points on .750 FG%.



Denzel Valentine was named the Big Ten Tournament Most Outstanding Player after averaging 17.3 points, 9.0 assists and 8.7 rebounds in MSU's three Big Ten Tournament games.

BIG TEN TOURNAMENT RECORDS

INDIVIDUAL

POINTS	NO.	DATE (OPPONENT)
1. Kalin Lucas	30	March 11, 2011 (Purdue)
2. Drew Neitzel	28	March 14, 2008 (Ohio State)
3. Drew Neitzel	26	March 15, 2008 (Wisconsin)

FIELD GOALS	NO.	DATE (OPPONENT)
1. Draymond Green	10	March 10, 2011 (Iowa)
2. Denzel Valentine	9	March 13, 2015 (Ohio State)
Drew Neitzel	9	March 14, 2008 (Ohio State)

FIELD-GOAL ATT.	NO.	DATE (OPPONENT)
1. Draymond Green	23	March 10, 2011 (Iowa)
2. Drew Neitzel	18	March 15, 2008 (Wisconsin)
Maurice Ager	18	March 11, 2006 (Iowa)
Marcus Taylor	18	March 8, 2002 (Indiana)
Mateen Cleaves	18	March 10, 1998 (Minnesota)

FG PCT. (MIN 10 ATT.)	NO.	DATE (OPPONENT)
1. Adreian Payne	.700 (7-10)	March 15, 2014 (Wis.)
Paul Davis	.700 (7-10)	March 10, 2006 (Illinois)
3. Branden Dawson	.667 (8-12)	March 14, 2014 (NW)

FREE THROWS	NO.	DATE (OPPONENT)
1. Kalin Lucas	10	March 11, 2011 (Purdue)
2. Raymar Morgan	9	March 12, 2010 (Minnesota)
Paul Davis	9	March 11, 2006 (Iowa)

FREE-THROW ATT.	NO.	DATE (OPPONENT)
1. Raymar Morgan	14	March 12, 2010 (Minnesota)
2. Draymond Green	12	March 10, 2012 (Wisconsin)
3. Kalin Lucas	11	March 11, 2011 (Purdue)
Paul Davis	11	March 11, 2006 (Iowa)

FT PCT. (MIN. 8 ATT.)	NO.	DATE (OPPONENT)
1. Kalin Lucas	.909 (10-11)	March 11, 2011 (Pur.)
2. Kalin Lucas	.875 (7-8)	March 14, 2009 (Ohio St.)
Andre Hutson	.875 (7-8)	March 9, 2001 (Penn St.)

3-PT FIELD GOALS	NO.	DATE (OPPONENT)
1. Drew Neitzel	6	March 14, 2008 (Ohio State)
2. Drew Neitzel	5	March 8, 2007 (Northwestern)
Maurice Ager	5	March 11, 2006 (Iowa)

3-PT FG ATT.	NO.	DATE (OPPONENT)
1. Drew Neitzel	12	March 14, 2008 (Ohio State)
2. Mateen Cleaves	11	March 6, 1998 (Minnesota)
3. Drew Neitzel	10	March 15, 2008 (Wisconsin)
Maurice Ager	10	March 11, 2006 (Iowa)

REBOUNDS	NO.	DATE (OPPONENT)
1. Draymond Green	16	March 10, 2012 (Wisconsin)
2. Draymond Green	14	March 10, 2011 (Iowa)
3. Draymond Green	13	March 11, 2011 (Purdue)
Antonio Smith	13	March 7, 1999 (Illinois)

ASSISTS	NO.	DATE (OPPONENT)
1. Mateen Cleaves	11	March 6, 1999 (Wisconsin)
2. Mateen Cleaves	10	March 7, 1999 (Illinois)
Denzel Valentine	10	March 12, 2016 (Maryland)

STEALS	NO.	DATE (OPPONENT)
1. Kalin Lucas	5	March 12, 2010 (Minnesota)
2. Jason Richardson	4	March 9, 2001 (Penn State)
3. Twelve occasions with 3 steals		

BLOCKS	NO.	DATE (OPPONENT)
1. Adreian Payne	4	March 11, 2012 (Ohio State)
Delvon Roe	4	March 11, 2011 (Purdue)
Matt Costello	4	March 13, 2016 (Purdue)

TEAM

POINTS	NO.	DATE
1. vs. Iowa	92	March 9, 2012
2. vs. Wisconsin	83	March 15, 2014
3. vs. Ohio State	81	March 11, 2016

FIELD GOALS	NO.	DATE
1. vs. Iowa	32	March 9, 2012
2. vs. Ohio State	31	March 11, 2016
3. vs. Ohio State	29	March 13, 2015
vs. Wisconsin	29	March 15, 2014

FIELD-GOAL ATT.	NO.	DATE
1. vs. Ohio State	71	March 14, 2009
2. vs. Ohio State	64	March 11, 2016
3. vs. Ohio State	61	March 13, 2015

FIELD-GOAL PCT.	NO.	DATE
1. vs. Northwestern	.619 (26-42)	March 12, 2004
2. vs. Iowa	.582 (32-55)	March 9, 2012
3. vs. Northwestern	.579 (22-38)	March 8, 2007

FREE THROWS	NO.	DATE
1. vs. Purdue	25	March 11, 2011
vs. Minnesota	25	March 6, 1998
3. vs. Iowa	20	March 9, 2012

FREE-THROW ATT.	NO.	DATE
1. vs. Minnesota	34	March 12, 2010
2. vs. Minnesota	33	March 6, 1998
3. vs. Purdue	31	March 11, 2011
vs. Minnesota	31	March 13, 2009

FREE-THROW PCT.	NO.	DATE
1. vs. Wisconsin	1.000 (9-9)	March 15, 2015
2. vs. Maryland	.933 (14-15)	March 12, 2016
3. vs. Illinois	.895 (17-19)	March 12, 2000

3-PT FIELD GOALS	NO.	DATE
1. vs. Ohio State	9	March 11, 2012
2. Seven occasions with 8 3-point field goals		

3-PT FG ATT.	NO.	DATE
1. vs. Penn State	23	March 12, 2011
vs. Iowa	23	March 11, 2006
vs. Ohio State	23	March 11, 2016

REBOUNDS	NO.	DATE
1. vs. Minnesota	42	March 6, 1998
2. vs. Purdue	41	March 11, 2011
vs. Ohio State	41	March 14, 2008
vs. Purdue	41	March 13, 2016

ASSISTS	NO.	DATE
1. vs. Ohio State	23	March 13, 2015
2. vs. Illinois	21	March 12, 2000
3. vs. Northwestern	20	March 8, 2007
vs. Northwestern	20	March 12, 2004
vs. Illinois	20	March 7, 1999

STEALS	NO.	DATE
1. vs. Minnesota	11	March 12, 2010
2. vs. Ohio State	10	March 11, 2016
3. vs. Iowa	9	March 15, 2013
vs. Ohio State	9	March 14, 2009
vs. Illinois	9	March 7, 1999
vs. Northwestern	9	March 5, 1999

BLOCKS	NO.	DATE
1. vs. Purdue	10	March 14, 2003
2. vs. Ohio State	8	March 13, 2015
vs. Northwestern	8	March 14, 2014
vs. Iowa	8	March 9, 2012
vs. Purdue	8	March 11, 2011



NCAA TOURNAMENT HISTORY

NCAA TOURNAMENT APPEARANCES: 30

NCAA TOURNAMENT RECORD: 63-29

FINAL FOUR APPEARANCES: 9

(1957, 1979, 1999, 2000, 2001, 2005, 2009, 2010, 2015)

NCAA CHAMPIONSHIPS: 2 (1979, 2000)

1957 MIDEAST REGIONAL (2-2) - FINAL FOUR

3/15/57	Regional Semifinal (Lexington, Ky.)	Notre Dame	W	85-83
3/16/57	Regional Final (Lexington, Ky.)	Kentucky	W	80-68
3/22/57	National Semifinal (Kansas City, Mo.)	North Carolina	L	74-70 (3OT)
3/23/57	National Consolation (Kansas City, Mo.)	San Francisco	L	67-60

1959 MIDEAST REGIONAL (1-1)

3/13/59	Regional Semifinal (Evanston, Ill.)	Marquette	W	74-69
3/14/59	Regional Final (Evanston, Ill.)	Louisville	L	88-81

1978 MIDEAST REGIONAL (2-1)

3/11/78	First Round (Indianapolis, Ind.)	Providence	W	77-63
3/12/78	Regional Semifinal (Dayton, Ohio)	Western Kentucky	W	90-69
3/18/78	Regional Final (Dayton, Ohio)	Kentucky	L	52-49

1979 MIDEAST REGIONAL - NO. 2 SEED (5-0) - NCAA CHAMPIONS

3/11/79	Second Round (Murfreesboro, Tenn.)	Lamar (10)	W	95-64
3/16/79	Regional Semifinal (Indianapolis, Ind.)	Louisiana State (3)	W	87-71
3/18/79	Regional Final (Indianapolis, Ind.)	Notre Dame (1)	W	80-68
3/24/79	National Semifinal (Salt Lake City, Utah)	Pennsylvania (9)	W	101-67
3/26/79	National Final (Salt Lake City, Utah)	Indiana State (1)	W	75-64

1985 MIDWEST REGIONAL - NO. 10 SEED (0-1)

3/15/85	First Round (Houston, Texas)	Ala.-Birmingham (7)	L	70-68
---------	------------------------------	---------------------	---	-------

1986 MIDWEST REGIONAL - NO. 5 SEED (2-1)

3/13/86	First Round (Dayton, Ohio)	Washington (12)	W	72-70
3/15/86	Second Round (Dayton, Ohio)	Georgetown (4)	W	80-68
3/21/86	Regional Semifinal (Kansas City, Mo.)	Kansas (1)	L	96-86 (OT)

1990 SOUTHEAST REGIONAL - NO. 1 SEED (2-1)

3/15/90	First Round (Knoxville, Tenn.)	Murray State (16)	W	75-71 (OT)
3/17/90	Second Round (Knoxville, Tenn.)	UC Santa Barbara (9)	W	62-58
3/23/90	Regional Semifinal (New Orleans, La.)	Georgia Tech (4)	L	81-80 (OT)

1991 WEST REGIONAL - NO. 5 SEED (1-1)

3/15/91	First Round (Tucson, Ariz.)	UW-Green Bay (12)	W	60-58
3/17/91	Second Round (Tucson, Ariz.)	Utah (4)	L	85-84 (2OT)

1992 MIDWEST REGIONAL - NO. 5 SEED (1-1)

3/20/92	First Round (Dayton, Ohio)	SW Missouri St. (12)	W	61-54
3/22/92	Second Round (Dayton, Ohio)	Cincinnati (4)	L	72-65

1994 SOUTHEAST REGIONAL - NO. 7 SEED (1-1)

3/18/94	First Round (St. Petersburg, Fla.)	Seton Hall (10)	W	84-73
3/20/94	Second Round (St. Petersburg, Fla.)	Duke (2)	L	85-74

1995 SOUTHEAST REGIONAL - NO. 3 SEED (0-1)


3/17/95	First Round (Tallahassee, Fla.)	Weber State (14)	L	79-72
---------	---------------------------------	------------------	---	-------

1998 EAST REGIONAL - NO. 4 SEED (2-1)

3/12/98	First Round (Hartford, Conn.)	Eastern Michigan (13)	W	83-71
3/14/98	Second Round (Hartford, Conn.)	Princeton (5)	W	63-56
3/19/98	Regional Semifinal (Greensboro, N.C.)	North Carolina (1)	L	73-58



Greg Kelsier led all scorers with 19 points vs. Kentucky in 1978.




Averaging nearly 25 points, Scott Skiles led MSU to the 1986 Sweet 16.



Steve Smith scored 32 points in MSU's heartbreaking overtime loss to Georgia Tech in the 1990 Regional Semifinals.

NCAA TOURNAMENT HISTORY



Mateen Cleaves helped MSU advance to the 1998 Sweet 16 for the first time since 1990.



Andre Hutson out-scored and out-rebounded Marcus Fizer in the 2000 Regional Final.



Paul Davis slams home the game-tying basket vs. Maryland in 2003.

1999 MIDWEST REGIONAL - NO. 1 SEED (4-1) - FINAL FOUR

3/12/99	First Round (Milwaukee, Wis.)	Mount St. Mary's (16)	W	76-53
3/14/99	Second Round (Milwaukee, Wis.)	Mississippi (9)	W	74-66
3/19/99	Regional Semifinal (St. Louis, Mo.)	Oklahoma (13)	W	54-46
3/21/99	Regional Final (St. Louis, Mo.)	Kentucky (3)	W	73-66
3/27/99	National Semifinal (St. Petersburg, Fla.)	Duke (1)	L	68-62

2000 MIDWEST REGIONAL - NO. 1 SEED (6-0) - NCAA CHAMPIONS

3/16/00	First Round (Cleveland, Ohio)	Valparaiso (16)	W	65-38
3/18/00	Second Round (Cleveland, Ohio)	Utah (8)	W	73-61
3/23/00	Regional Semifinal (Auburn Hills, Mich.)	Syracuse (4)	W	75-58
3/25/00	Regional Final (Auburn Hills, Mich.)	Iowa State (2)	W	75-64
4/1/00	National Semifinal (Indianapolis, Ind.)	Wisconsin (8)	W	53-41
4/3/00	National Final (Indianapolis, Ind.)	Florida (5)	W	89-76

2001 SOUTH REGIONAL - NO. 1 SEED (4-1) - FINAL FOUR

3/16/01	First Round (Memphis, Tenn.)	Alabama State (16)	W	69-35
3/18/01	Second Round (Memphis, Tenn.)	Fresno State (9)	W	81-65
3/23/01	Regional Semifinal (Atlanta, Ga.)	Gonzaga (12)	W	77-62
3/25/01	Regional Final (Atlanta, Ga.)	Temple (11)	W	69-62
3/31/01	National Semifinal (Minneapolis, Minn.)	Arizona (2)	L	80-61

2002 EAST REGIONAL - NO. 10 SEED (0-1)

3/15/02	First Round (Washington, D.C.)	N. Carolina St. (7)	L	69-58
---------	--------------------------------	---------------------	---	-------

2003 SOUTH REGIONAL - NO. 7 SEED (3-1)

3/21/03	First Round (Tampa, Fla.)	Colorado (10)	W	79-64
3/23/03	Second Round (Tampa, Fla.)	Florida (2)	W	68-46
3/28/03	Regional Semifinal (San Antonio, Texas)	Maryland (6)	W	60-58
3/30/03	Regional Final (San Antonio, Texas)	Texas (1)	L	85-76

2004 ST. LOUIS REGIONAL - NO. 7 SEED (0-1)

3/18/04	First Round (Seattle, Wash.)	Nevada (10)	L	72-66
---------	------------------------------	-------------	---	-------

2005 AUSTIN REGIONAL - NO. 5 SEED (4-1) - FINAL FOUR

3/18/05	First Round (Worcester, Mass.)	Old Dominion (12)	W	89-81
3/20/05	Second Round (Worcester, Mass.)	Vermont (13)	W	72-61
3/25/05	Regional Semifinal (Austin, Texas)	Duke (1)	W	78-68
3/27/05	Regional Final (Austin, Texas)	Kentucky (2)	W 94-88 (2OT)	
4/2/05	National Semifinal (St. Louis, Mo.)	North Carolina (1)	L	87-71

2006 WASHINGTON D.C. REGIONAL - NO. 6 SEED (0-1)

3/17/06	First Round (Dayton, Ohio)	George Mason (11)	L	75-65
---------	----------------------------	-------------------	---	-------

2007 EAST REGIONAL - NO. 9 SEED (1-1)

3/15/07	First Round (Winston-Salem, N.C.)	Marquette (8)	W	61-49
3/17/07	Second Round (Winston-Salem, N.C.)	North Carolina (1)	L	81-67

2008 SOUTH REGIONAL - NO. 5 SEED (2-1)

3/20/08	First Round (Denver, Colo.)	Temple (12)	W	72-61
3/22/08	Second Round (Denver, Colo.)	Pittsburgh (4)	W	65-54
3/28/08	Regional Semifinal (Houston, Texas)	Memphis (1)	L	92-74

2009 MIDWEST REGIONAL - NO. 2 SEED (5-1) - FINAL FOUR

3/20/09	First Round (Minneapolis, Minn.)	Robert Morris (15)	W	77-62
3/22/09	Second Round (Minneapolis, Minn.)	USC (10)	W	74-69
3/27/09	Regional Semifinal (Indianapolis, Ind.)	Kansas (3)	W	67-62
3/29/09	Regional Final (Indianapolis, Ind.)	Louisville (1)	W	64-52
4/4/09	National Semifinal (Detroit, Mich.)	Connecticut (1)	W	82-73
4/6/09	National Final (Detroit, Mich.)	North Carolina (1)	L	89-72

NCAA TOURNAMENT HISTORY

2010 MIDWEST REGIONAL - NO. 5 SEED (4-1) - FINAL FOUR

3/19/10	First Round (Spokane, Wash.)	New Mexico St. (12)	W	70-67
3/21/10	Second Round (Spokane, Wash.)	Maryland (4)	W	85-83
3/26/10	Regional Semifinal (St. Louis, Mo.)	Northern Iowa (9)	W	59-52
3/28/10	Regional Final (St. Louis, Mo.)	Tennessee (6)	W	70-69
4/3/10	National Semifinal (Indianapolis, Ind.)	Butler (5)	L	52-50

2011 SOUTHEAST REGIONAL - NO. 10 SEED (0-1)

3/17/11	Second Round (Tampa, Fla.)	UCLA (7)	L	78-76
---------	----------------------------	----------	---	-------

2012 WEST REGIONAL - NO. 1 SEED (2-1)

3/16/12	Second Round (Columbus, Ohio)	LIU Brooklyn (16)	W	89-67
3/18/12	Third Round (Columbus, Ohio)	Saint Louis (9)	W	65-61
3/22/12	Regional Semifinal (Phoenix, Ariz.)	Louisville (4)	L	57-44

2013 MIDWEST REGIONAL - NO. 3 SEED (2-1)

3/21/13	Second Round (Auburn Hills, Mich.)	Valparaiso (14)	W	65-54
3/23/13	Third Round (Auburn Hills, Mich.)	Memphis (6)	W	70-48
3/29/13	Regional Semifinal (Indianapolis, Ind.)	Duke (2)	L	71-61

2014 EAST REGIONAL - NO. 4 SEED (3-1)

3/20/14	Second Round (Spokane, Wash.)	Delaware (13)	W	93-78
3/22/14	Third Round (Spokane, Wash.)	Harvard (12)	W	80-73
3/28/14	Regional Semifinal (New York, N.Y.)	Virginia (9)	W	61-59
3/30/14	Regional Final (New York, N.Y.)	Connecticut (7)	L	60-54

2015 EAST REGIONAL - NO. 7 SEED (4-1) - FINAL FOUR

3/20/15	Second Round (Charlotte, N.C.)	Georgia (10)	W	70-63
3/22/15	Third Round (Charlotte, N.C.)	Virginia (2)	W	60-54
3/27/15	Regional Semifinal (Syracuse, N.Y.)	Oklahoma (3)	W	62-58
3/29/15	Regional Final (Syracuse, N.Y.)	Louisville (4)	W	76-70 (OT)
4/4/15	National Semifinal (Indianapolis, Ind.)	Duke (1)	L	81-61

2016 MIDWEST REGIONAL - NO. 2 SEED (0-1)

3/18/16	First Round (St. Louis, MO)	Middle Tenn. (15)	L	90-81
---------	-----------------------------	-------------------	---	-------



Goran Suton was named MVP of the 2009 Midwest Regional.



Adreian Payne set an MSU NCAA record with 41 points against Delaware in 2014.

MSU NCAA TOURNAMENT CAREER LEADERS

POINTS	NO.	GAMES	REBOUNDS	NO.	GAMES	ASSISTS	NO.	GAMES
1. Andre Hutson	232	19 games	1. Andre Hutson	121	19 games	1. Mateen Cleaves	78	14 games
2. Mateen Cleaves	207	14 games	2. Johnny Green	118	6 games	2. Earvin Johnson	76	8 games
3. Greg Kelsner	192	8 games	3. Draymond Green	116	15 games	3. Kalin Lucas	56	12 games
4. Morris Peterson	191	14 games	4. Goran Suton	104	12 games	4. Drew Neitzel	50	11 games
5. Durrell Summers	178	15 games	5. Charlie Bell	96	19 games	5. Draymond Green	49	15 games
6. Draymond Green	171	15 games	6. Branden Dawson	93	12 games	6. Denzel Valentine	48	13 games
Charlie Bell	171	19 games	7. Greg Kelsner	90	8 games	7. Charlie Bell	42	19 games
8. Maurice Ager	166	11 games	Paul Davis	90	11 games	8. Travis Walton	41	12 games
9. Kalin Lucas	164	12 games	9. Morris Peterson	82	14 games	9. Mark Montgomery	37	7 games
10. Raymar Morgan	156	16 games	10. Raymar Morgan	80	16 games	10. Chris Hill	33	11 games
			Denzel Valentine	80	13 games			

NCAA TOURNAMENT RECORDS

INDIVIDUAL

POINTS	NO.	DATE (OPPONENT)
1. Adreian Payne	41	March 20, 2014 (Delaware)
2. Greg Kelsner	34	March 18, 1979 (Notre Dame)
3. Steve Smith	32	March 23, 1990 (Georgia Tech)
Jay Vincent	32	March 15, 1985 (UAB)

FIELD GOALS	NO.	DATE (OPPONENT)
1. Greg Kelsner	15	March 18, 1979 (Notre Dame)
2. Steve Smith	13	March 23, 1990 (Georgia Tech)
Sam Vincent	13	March 15, 1985 (UAB)

FIELD-GOAL ATT.	NO.	DATE (OPPONENT)
1. Drew Neitzel	27	March 17, 2007 (N. Carolina)
2. Greg Kelsner	25	March 18, 1979 (Notre Dame)
3. Shawn Respert	23	March 17, 1995 (Weber State)
Sam Vincent	23	March 15, 1985 (UAB)

FG PCT. (MIN. 10 ATT.)	NO.	DATE (OPPONENT)
1. Earvin Johnson	.900 (9-10)	March 24, 1979 (Penn)
Greg Kelsner	.900 (9-10)	March 11, 1978 (Prov.)
Matt Costello	.900 (9-10)	March 18, 2016 (MTSU)

FREE THROWS	NO.	DATE (OPPONENT)
1. Adreian Payne	17	March 20, 2014 (Delaware)
2. Earvin Johnson	14	March 16, 1979 (LSU)
3. Shawn Respert	13	March 18, 1994 (Seton Hall)

FREE-THROW ATT.	NO.	DATE (OPPONENT)
1. Adreian Payne	17	March 20, 2014 (Delaware)
2. Earvin Johnson	15	March 16, 1979 (LSU)
3. Shawn Respert	14	March 18, 1994 (Seton Hall)

FT PCT. (MIN. 10 ATT.)	NO.	DATE (OPPONENT)
1. Adreian Payne	1.000 (17-17)	March 20, 2014 (Del.)
Maurice Ager	1.000 (10-10)	April 2, 2005 (UNC)
3. Earvin Johnson	.933 (14-15)	March 16, 1979 (LSU)

3-PT FIELD GOALS	NO.	DATE (OPPONENT)
1. Shawn Respert	7	March 17, 1995 (Weber State)
2. Durrell Summers	6	March 21, 2010 (Maryland)
Drew Neitzel	6	March 17, 2007 (N. Carolina)

3-PT FG ATT.	NO.	DATE (OPPONENT)
1. Drew Neitzel	17	March 17, 2007 (N. Carolina)
Shawn Respert	17	March 17, 1995 (Weber State)
3. Marcus Taylor	13	March 15, 2002 (N. Carolina St.)

REBOUNDS	NO.	DATE (OPPONENT)
1. Johnny Green	27	March 15, 1957 (Notre Dame)
2. Johnny Green	23	March 14, 1959 (Louisville)
3. Johnny Green	19	March 22, 1957 (N. Carolina)

ASSISTS	NO.	DATE (OPPONENT)
1. Earvin Johnson	14	March 16, 1978 (W. Kentucky)
2. Earvin Johnson	13	March 18, 1979 (Notre Dame)
3. Earvin Johnson	12	March 16, 1979 (LSU)
Denzel Valentine	12	March 18, 2016 (MTSU)

STEALS	NO.	DATE (OPPONENT)
1. Korie Lucious	5	March 28, 2010 (Tennessee)
Raymar Morgan	5	April 4, 2009 (Connecticut)
Goran Sutton	5	March 27, 2009 (Kansas)
Alan Anderson	5	March 25, 2005 (Duke)
Eric Snow	5	March 18, 1994 (Seton Hall)

BLOCKS	NO.	DATE (OPPONENT)
1. Adreian Payne	5	March 23, 2013 (Memphis)
2. Branden Dawson	4	March 29, 2015 (Louisville)
Branden Dawson	4	March 22, 2015 (Virginia)
Greg Kelsner	4	March 24, 1979 (Penn)

TEAM

POINTS	NO.	DATE
1. vs. Penn	101	March 24, 1979
2. vs. Lamar	95	March 11, 1979
3. vs. Kentucky	94	March 27, 2005

FIELD GOALS	NO.	DATE
1. vs. Lamar	42	March 11, 1979
2. vs. LIU Brooklyn	40	March 16, 2012
3. vs. Penn	38	March 24, 1979

FIELD-GOAL ATT.	NO.	DATE
1. vs. Notre Dame	91	March 15, 1957
2. vs. Kentucky	87	March 16, 1957
3. vs. Louisville	84	March 14, 1959

FIELD-GOAL PCT.	NO.	DATE
1. vs. Providence	.635 (33-52)	March 11, 1978
2. vs. Indiana State	.605 (26-43)	March 24, 1979
3. vs. Washington	.596 (31-52)	March 13, 1986

FREE THROWS	NO.	DATE
1. vs. Old Dominion	28	March 18, 2005
vs. Georgetown	28	March 13, 1986
3. vs. LSU	27	March 16, 1979

FREE-THROW ATT.	NO.	DATE
1. vs. Old Dominion	36	March 18, 2005
vs. LSU	36	March 16, 1979
vs. North Carolina	36	March 22, 1957

FREE-THROW PCT.	NO.	DATE
1. vs. N.C. State	.944 (17-18)	March 15, 2002
vs. Cincinnati	.944 (17-18)	March 22, 1992
3. vs. Kansas	.941 (16-17)	March 27, 2009

3-PT FIELD GOALS	NO.	DATE
1. vs. Connecticut	11	March 30, 2014
vs. Florida	11	April 3, 2000
vs. Syracuse	11	March 23, 2000
vs. MTSU	11	March 18, 2016

3-PT FG ATTEMPTS	NO.	DATE
1. vs. Connecticut	29	March 30, 2014
2. vs. Oklahoma	27	March 27, 2015
3. vs. George Mason	26	March 17, 2006

REBOUNDS	NO.	DATE
1. vs. North Carolina	68	March 22, 1957
2. vs. San Francisco	60	March 23, 1957
vs. Notre Dame	60	March 15, 1957

ASSISTS	NO.	DATE
1. vs. Western Kentucky	25	March 16, 1978
2. vs. Indiana State	24	March 26, 1979
vs. Penn	24	March 24, 1979

STEALS	NO.	DATE
1. vs. Kansas	13	March 27, 2009
vs. Duke	13	March 25, 2005
3. vs. Seton Hall	12	March 18, 1994

BLOCKS	NO.	DATE
1. vs. UCLA	8	March 17, 2011
vs. Tennessee	8	March 28, 2010
vs. Gonzaga	8	March 23, 2001



NCAA TOURNAMENT FACTOIDS

CONSECUTIVE NCAA TOURNAMENTS
ALL-TIME

SCHOOL	APPEARANCES
1. North Carolina	28
2. Kansas	27
3. Duke	21
4. Michigan State	19
Indiana	19

CONSECUTIVE NCAA TOURNAMENTS
ACTIVE STREAK

SCHOOL	APPEARANCES
1. Kansas	27
2. Duke	21
3. Michigan State	19

NCAA CHAMPIONSHIPS

SCHOOL	TITLES
1. UCLA	11
2. Kentucky	8
3. Duke	5
Indiana	5
North Carolina	5
6. Connecticut	4
7. Kansas	3
Louisville	3
9. Seven tied at 2, including MSU	

FINAL FOUR APPEARANCES

SCHOOL	APPEARANCES
1. North Carolina	19
2. UCLA	17
Kentucky	17
4. Duke	16
5. Kansas	14
6. Ohio State	11
7. Louisville	10
8. Michigan State	9
9. Indiana	8

FINAL FOUR APPEARANCES SINCE 1999

SCHOOL	APPEARANCES
1. Michigan State	7
2. Connecticut	5
Duke	5
North Carolina	5
5. Florida	4
Kansas	4
Kentucky	4
8. Five tied at three	

NCAA TOURNAMENT WINNING PCT.

SCHOOL	PCT. (W-L)
1. Duke	.754 (107-35)
2. UCLA	.723 (99-38)
3. Florida	.722 (39-15)
4. North Carolina	.722 (117-45)
5. Kentucky	.712 (121-49)
6. Kansas	.694 (100-44)
7. Michigan State	.685 (63-29)
8. Michigan	.672 (45-22)
9. Connecticut	.663 (59-30)
10. Indiana	.660 (66-34)

CONSECUTIVE FINAL FOUR APPEAR.

COACH	APPEARANCES
1. John Wooden	9
2. Mike Krzyzewski	5
3. Eight tied at 3, including Tom Izzo	

NCAA TOURNAMENT SERIES RECORDS

OPPONENT	MSU RECORD	OPPONENT	MSU RECORD
Ala.-Birmingham	0-1	Nevada	0-1
Alabama State	1-0	New Mexico State	1-0
Arizona	0-1	North Carolina	0-5
Butler	0-1	North Carolina State	0-1
Cincinnati	0-1	Northern Iowa	1-0
Colorado	1-0	Notre Dame	2-0
Connecticut	1-1	Oklahoma	2-0
Delaware	1-0	Old Dominion	1-0
Duke	1-4	Pennsylvania	1-0
Eastern Michigan	1-0	Pittsburgh	1-0
Florida	2-0	Princeton	1-0
Fresno State	1-0	Providence	1-0
George Mason	0-1	Robert Morris	1-0
Georgetown	1-0	Saint Louis	1-0
Georgia	1-0	San Francisco	0-1
Georgia Tech	0-1	Seton Hall	1-0
Gonzaga	1-0	SW Missouri State	1-0
Harvard	1-0	Syracuse	1-0
Indiana State	1-0	Temple	2-0
Iowa State	1-0	Tennessee	1-0
Kansas	1-1	Texas	0-1
Kentucky	3-1	UCLA	0-1
Lamar	1-0	UC-Santa Barbara	1-0
LIU Brooklyn	1-0	USC	1-0
Louisiana State	1-0	Utah	1-1
Louisville	2-2	Valparaiso	2-0
Marquette	2-0	Vermont	1-0
Maryland	2-0	Virginia	2-0
Memphis	1-1	Washington	1-0
Middle Tennessee State	0-1	Weber State	0-1
Mississippi	1-0	Western Kentucky	1-0
Mount St. Mary's	1-0	Wisconsin	1-0
Murray State	1-0	UW-Green Bay	1-0

TOURNAMENT SITE WIN-LOSS RECORDS

SITE	MSU RECORD	SITE	MSU RECORD
Atlanta, Ga.	2-0	Minneapolis, Minn.	2-1
Auburn Hills, Mich.	4-0	Murfreesboro, Tenn.	1-0
Austin, Texas	2-0	New Orleans, La.	0-1
Charlotte, N.C.	2-0	New York, N.Y.	1-1
Cleveland, Ohio	2-0	Phoenix, Ariz.	0-1
Columbus, Ohio	2-0	Salt Lake City, Utah	2-0
Dayton, Ohio	4-3	San Antonio, Texas	1-1
Denver, Colo.	2-0	St. Louis, Mo.	4-2
Detroit, Mich.	1-1	St. Petersburg, Fla.	1-2
Evanston, Ill.	1-1	Seattle, Wash.	0-1
Greensboro, N.C.	0-1	Spokane, Wash.	4-0
Hartford, Conn.	0-1	Syracuse, N.Y.	2-0
Houston, Texas	0-2	Tallahassee, Fla.	0-1
Indianapolis, Ind.	7-3	Tampa, Fla.	2-1
Kansas City, Mo.	0-3	Tucson, Ariz.	1-1
Knoxville, Tenn.	2-0	Washington, D.C.	0-1
Lexington, Ky.	2-0	Winston-Salem, N.C.	1-1
Memphis, Tenn.	2-0	Worcester, Mass.	2-0
Milwaukee, Wis.	2-0		

ALL-TIME FINAL FOUR APPEARANCES


COACH	APPEARANCES
1. John Wooden	12
Mike Krzyzewski	12
3. Dean Smith	11
4. Roy Williams	8
5. Tom Izzo	7
Rick Pitino	7

HIGHEST NCAA TOURNAMENT
WINNING PERCENTAGE - ACTIVE

COACH	PCT. (W-L)
1. Mike Krzyzewski	.769 (90-27)
2. Rick Pitino	.746 (53-18)
3. Roy Williams	.745 (70-24)
4. John Calipari	.736 (39-14)
5. Tom Izzo	.719 (46-18)

* Records adjusted for vacated years

1957 FINAL FOUR



In its first appearance in the NCAA Tournament, it did not take long for Michigan State to find success. In their first game of the tournament, the Spartans took on Notre Dame in Lexington, Ky. MSU took control of the game in the second half and held on through a late Notre Dame rally to advance to the Regional Finals, 85-83. Next up for MSU was the home team, third-ranked Kentucky. The Spartans came back from 12 down at the half to defeat the Wildcats, 80-68, and advance to the Final Four in their first NCAA appearance.

MSU's semifinal game was against top-ranked North Carolina, and the two teams played one of the greatest games in Four Final history. The Spartans battled to the end, but the Tar Heels were just too strong and took the game in three overtimes, 74-70. MSU dropped the consolation game to San Francisco, 67-60, to finish fourth. Johnny Green had an amazing tournament, averaging 19.3 boards per game. His 77 rebounds set an NCAA tournament record for most rebounds in four games, while his average ranks fourth all-time in tournament history. Green earned All-Tournament honors for his performance, and he and Jack Quiggle were also named to the All-Regional Team.



TOP OF PAGE: Coach Fordy Anderson's team included Jack Quiggle, Harry Lux, Larry Hedden, George Ferguson, Chuck Bencie and Bob Anderegg. FAR ABOVE LEFT: Larry Hedden posted a double-double against North Carolina in the 1957 Final Four. ABOVE AND LEFT: Johnny Green and Jack Quiggle earned NCAA Tournament All-Regional honors in 1957.

NATIONAL SEMIFINAL

NORTH CAROLINA 74 - MICHIGAN STATE 70 (3OT)

March 22, 1957 - Kansas City, Mo.

MICHIGAN STATE	FG	FT	REB	PF	TP
Jack Quiggle	6-21	8-10	10	1	20
Johnny Green	4-12	3-6	19	2	11
George Ferguson	4-8	2-3	1	5	10
Larry Hedden	4-20	6-7	15	5	14
Pat Wilson	0-3	2-2	5	1	2
Robert Anderegg	2-7	3-6	3	2	7
Chuck Bencie	1-6	0-0	2	1	2
David Scott	2-3	0-2	3	1	4
TOTALS	23-80	24-36	65	18	70

NORTH CAROLINA	FG	FT	REB	PF	TP
Lennie Rosenbluth	11-42	7-9	3	1	29
Bob Cunningham	9-18	3-5	12	5	21
Pete Brennan	6-16	2-4	17	5	14
Tommy Kearns	1-8	4-5	6	4	6
Joe Quigg	0-1	2-3	4	5	2
Danny Lotz	0-0	0-1	4	1	0
Bob Young	1-3	0-1	2	1	2
Roy Searcy	0-0	0-0	1	0	0
TOTALS	28-88	18-28	54	22	74

Halftime: 29-29

First overtime: 64-64

Officials: Ogden and Lightner

Regulation score: 58-58

Second overtime: 66-66

Attendance: N/A

NATIONAL CONSOLATION

SAN FRANCISCO 67 - MICHIGAN STATE 60

March 23, 1957 - Kansas City, Mo.

MICHIGAN STATE	FG	FT	REB	PF	TP
Johnny Green	4-9	1-1	13	5	9
George Ferguson	4-11	6-9	11	2	14
Larry Hedden	4-10	1-2	5	5	9
Pat Wilson	3-6	0-1	0	1	6
Harry Lux	2-2	1-1	3	2	5
Robert Anderegg	2-8	3-4	4	5	7
David Scott	2-6	0-1	3	1	4
Chuck Bencie	0-5	0-0	4	1	0
Jack Quiggle	2-6	2-2	4	1	6
TOTALS	23-63	14-21	60	23	60


SAN FRANCISCO	FG	FT	REB	PF	TP
Art Day	6-14	0-3	6	3	12
Al Dunbar	4-9	1-4	3	4	9
Gene Brown	8-18	6-11	7	3	22
Mike Farmer	4-12	8-9	2	1	16
Mike Preaseau	2-6	4-4	6	4	8
Jack King	0-2	0-0	0	2	0
Bill Mallen	0-0	0-0	1	0	0
Dave Lillevand	0-1	0-0	1	0	0
TOTALS	24-62	19-31	35	17	67

Halftime: San Francisco, 33-30

Officials: Ogden and Lightner

Attendance: N/A

1979 FINAL FOUR



Michigan State opened its championship run with a 95-64 pounding of Lamar, led by Earvin Johnson's triple-double and Greg Kelsner's 31 points. After defeating LSU, MSU met up with top seed Notre Dame in the Regional Final in what was being called the game to decide the NCAA Championship. The Spartans jumped out to a big lead

early en route to an 80-68 victory. Kelsner led the way with a Spartan NCAA Tournament-record 34 points, earning All-Region MVP honors, while Johnson joined him on the All-Regional Team.

In the Final Four, the Spartans took on Pennsylvania, who entered the tournament as a nine seed. Johnson recorded his second triple-double of the tournament as MSU led 50-17 at the half, finishing with a tournament team record of 101 points. In the championship game, the Spartans took on No. 1-ranked and unbeaten Indiana State, led by Larry Bird. The Spartans jumped out to a big first-half lead on their way to capturing the school's first National Championship. Kelsner and Johnson were both named to the All-Tournament Team, while Johnson was named Most Outstanding Player and earned a spot on the All-Decade Team.



TOP: Earvin "Magic" Johnson helped Michigan State advance to the championship game by recording the only triple-double in Spartan Final Four history. ABOVE: Johnson celebrates MSU's first NCAA Championship by cutting down the nets. RIGHT: Greg Kelsner helped hold Larry Bird to just 7-of-21 shooting in the championship game, while averaging 23.5 points in two games.

NATIONAL SEMIFINAL

NO. 2 MICHIGAN STATE 101 - NO. 9 PENN 67

March 24, 1979 - Salt Lake City, Utah

MICHIGAN STATE	FG	FT	REB	PF	TP	A	TO	B	S	MIN
Michael Brkovich, f	6-10	0-0	1	4	12	3	1	0	1	23
Greg Kelsner, f	12-19	4-6	9	2	28	3	3	4	1	33
Ron Charles, c	2-2	0-0	6	0	4	0	2	2	0	19
Terry Donnelly, g	3-5	0-0	3	0	6	3	0	0	0	24
Earvin Johnson, g	9-10	11-12	10	2	29	10	4	0	3	35
Jay Vincent	0-1	3-4	1	2	3	0	1	0	0	9
Rob Gonzalez	1-5	0-0	3	2	2	1	3	0	1	22
Michael Longaker	2-2	0-0	2	0	4	1	1	0	2	10
Greg Lloyd	0-2	6-7	1	1	6	1	2	0	2	7
Rick Kaye	2-2	1-3	2	1	5	1	1	0	0	7
Jaimie Huffman	0-0	0-1	2	2	0	1	1	0	0	5
Gerald Gilkie	0-1	0-0	1	1	0	0	0	0	0	3
Don Brkovich	1-1	0-1	1	1	2	0	0	0	0	3
Team	3									
TOTALS	38-60	25-34	45	22	101	24	19	6	10	200

PENNSYLVANIA	FG	FT	REB	PF	TP	A	TO	B	S	MIN
Tony Price, f	7-18	4-4	7	5	18	0	2	0	1	21
Tim Smith, f	0-6	0-0	0	5	0	2	0	0	0	19
Matt White, c	5-12	3-4	11	1	13	1	1	0	1	27
James Salters, g	1-5	0-0	1	2	2	3	2	0	0	25
Bobby Willis, g	4-13	1-3	6	2	9	6	5	1	3	30
Vincent Ross	2-6	0-0	6	3	4	0	2	1	0	17
Ken Hall	3-8	0-1	2	2	6	1	3	0	2	14
Angelo Reynolds	1-3	0-0	0	3	2	0	0	0	0	2
Tom Liefson	0-1	1-2	4	0	1	0	2	0	0	16
Ted Flick	0-6	6-6	2	3	6	1	1	0	1	15
David Jackson	1-2	4-4	1	0	6	0	3	0	0	8
Ed Kuhl	0-2	0-0	0	0	0	0	1	0	0	3
Tom Condon	0-0	0-0	2	2	0	0	0	0	0	3
Team	2									
TOTALS	24-82	19-24	44	31	67	12	24	2	8	200

Halftime: Michigan State, 50-17

Officials: Buckiewicz, Weiler and Silvester

Attendance: N/A

NATIONAL CHAMPIONSHIP

NO. 2 MICHIGAN STATE 75 - NO. 1 INDIANA STATE 64

March 26, 1979 - Salt Lake City, Utah

MICHIGAN STATE	FG	FT	REB	PF	TP	A	TO	B	S	MIN
Michael Brkovich, f	1-2	3-7	4	1	5	1	5	0	0	40
Greg Kelsner, f	7-13	5-6	8	4	19	9	1	2	2	32
Ron Charles, c	3-3	1-2	7	5	7	0	1	0	1	31
Terry Donnelly, g	5-5	5-6	4	2	15	0	2	0	1	39
Earvin Johnson, g	8-15	8-10	7	3	24	5	6	0	1	35
Jay Vincent	2-5	1-2	2	4	5	0	1	0	1	19
Rob Gonzalez	0-0	0-0	0	0	0	0	0	0	0	3
Michael Longaker	0-0	0-0	0	0	0	0	0	0	0	1
Team	2									
TOTALS	26-43	23-33	34	19	75	15	16	2	6	200


INDIANA STATE	FG	FT	REB	PF	TP	A	TO	B	S	MIN
Brad Miley, f	0-0	0-1	3	1	0	0	0	0	0	25
Alex Gilbert, f	2-3	0-4	4	4	4	0	1	1	0	21
Larry Bird, f	7-21	5-8	13	3	19	2	6	1	5	40
Carl Nicks, g	7-14	3-6	2	5	17	4	2	0	1	36
Steve Reed, g	4-9	0-0	0	4	8	9	0	0	0	36
Bob Heaton	4-14	2-2	6	2	10	2	0	0	0	22
Leroy Staley	2-2	0-1	3	2	4	0	0	0	0	18
Rich Nemcek	1-1	0-0	0	3	2	1	1	0	0	2
Team	3									
TOTALS	27-64	10-22	34	24	64	18	10	2	6	200

Halftime: Michigan State, 37-28

Officials: Nichols, Muncy, and Wirtz

Attendance: 15,410

1999 FINAL FOUR



Michigan State returned to the NCAA Tournament in 1999 with lofty aspirations. For just the second time in school history, MSU was a No. 1 seed. The Spartans easily handled Mount St. Mary's in the first round, 76-53. The second round was more of a challenge, as the Spartans fought off a stubborn Mississippi squad, 74-66. In the Sweet 16, State took on Oklahoma in a defensive struggle, pulling away late for a 54-46 victory.

In the Regional Final, MSU played national power and defending National Champion Kentucky. Twenty-one years earlier, the Wildcats kept MSU out of the Final Four, defeating the Spartans in the 1978 Regional Final. MSU fell behind early, 17-4, but rallied to close the gap to one at the half. The comeback was completed in the second half as Morris Peterson's 19 points and 10 rebounds led four players in double figures. The Midwest Regional's Most Outstanding Player, Peterson knocked down six straight free throws in the last 30 seconds to clinch a 73-66 win. Peterson was joined on the All-Regional Team by A.J. Granger and Mateen Cleaves.

In its first Final Four appearance since 1979, MSU took on Duke in the semifinal game. The Blue Devils led by only two at half, but cold shooting doomed MSU in the second, falling 68-62.

NATIONAL SEMIFINAL

NO. 1 DUKE 68 - NO. 1 MICHIGAN STATE 62

March 27, 1999 - St. Petersburg, Fla.

MICHIGAN STATE	FG	3FG	FT	O-D-R	PF	TP	A	TO	B	S	MIN
Antonio Smith, f	3-7	0-0	0-0	5-5	10	5	6	0	0	0	34
Jason Klein, f	2-6	1-3	0-0	1-1	2	5	0	0	0	1	14
Andre Hutson, f	6-8	0-0	1-1	1-4	5	2	13	1	1	0	24
Mateen Cleaves, g	5-16	2-9	0-2	2-1	3	12	10	5	0	1	36
Charlie Bell, g	0-2	0-0	2-4	2-1	3	2	1	1	0	0	23
Morris Peterson	6-17	0-2	3-4	4-4	8	15	1	0	0	2	30
Thomas Kelley	2-8	0-1	0-0	1-3	4	2	4	0	0	0	14
A.J. Granger	2-6	1-3	0-0	1-3	4	2	5	0	1	0	20
Doug Davis	0-0	0-0	0-0	0-0	0	0	0	1	0	0	5
Team	1-0-1										
TOTALS	26-70	4-18	6-11	18-22	40	24	62	13	9	0	200

DUKE	FG	3FG	FT	O-D-R	PF	TP	A	TO	B	S	MIN
Chris Carrawell, f	3-8	1-1	6-12	1-3	4	0	13	1	3	0	30
Shane Battier, f	2-5	0-3	1-2	4-2	6	3	5	1	1	2	33
Elton Brand, c	7-10	0-0	4-5	4-11	15	4	18	1	3	1	29
William Avery, g	6-14	2-4	0-1	1-4	5	0	14	0	4	0	35
Trajan Langdon, g	3-9	1-4	0-1	2-4	6	2	7	3	1	0	37
Corey Maggette	3-7	0-1	3-6	2-2	4	0	9	0	0	0	17
Chris Burgess	0-1	0-0	0-0	2-2	4	2	0	1	0	2	12
Nate James	1-2	0-0	0-0	0-0	0	0	2	0	0	0	1
Team	0-0-0										
TOTALS	25-56	4-13	14-27	16-28	44	11	68	7	12	5	200

Halftime: Duke, 32-30

Officials: David Libbey, Curtis Shaw, John Cahill Attendance: 41,340



FAR RIGHT: Morris Peterson led MSU with 15 points. RIGHT: Andre Hutson scored 13 against All-American Elton Brand. TOP: Tom Izzo and Antonio Smith celebrate a victory over UK in the Midwest Regional Final, advancing to the Final Four. ABOVE RIGHT: Spartan fans enjoyed the Florida sun. ABOVE: Smith scores two points on this emphatic dunk.



2000 FINAL FOUR

NATIONAL SEMIFINAL

NO. 1 MICHIGAN STATE 53 - NO. 8 WISCONSIN 41

April 1, 2000 - Indianapolis, Ind.

MICHIGAN STATE	FG	3FG	FT	O-D-R	PF	TP	A	T	B	S	MIN
Andre Hutson, c	3-7	0-0	4-5	6-4-10	2	10	0	3	0	0	32
Morris Peterson, f	7-15	2-8	4-4	3-4-7	3	20	0	1	0	1	33
A.J. Granger, f	0-3	0-1	1-2	1-6-7	4	1	1	3	0	0	32
Mateen Cleaves, g	1-7	0-0	9-11	0-4-4	3	11	1	4	0	2	36
Charlie Bell, g	2-9	0-3	0-0	2-6-8	2	4	2	2	0	0	30
Jason Richardson	0-0	0-0	0-0	0-0-0	1	0	0	0	0	0	10
David Thomas	0-0	0-0	0-0	0-0-0	0	0	0	0	0	0	3
Mike Chappell	2-4	0-2	1-1	0-0-0	1	5	0	0	2	0	9
Aloysius Anagnonye	1-1	0-0	0-0	1-1-2	2	2	0	1	0	0	12
Adam Ballinger	0-0	0-0	0-0	0-1-1	0	0	0	0	1	0	3
Team				1-2-3							
TOTALS	16-46	2-14	19-23	14-28-42	18	53	4	14	3	3	200

WISCONSIN	FGA	3FG	FT	O-D-R	PF	TP	A	T	B	S	MIN
Andy Kowske, f	1-2	0-0	0-2	0-0-0	4	2	0	0	4	0	20
Mike Kelley, f	1-2	0-1	0-0	0-7-7	3	2	3	0	0	2	30
Mark Vershaw, c	2-11	0-1	1-1	1-1-2	3	5	3	1	0	0	31
Jon Bryant, g	1-5	0-3	0-0	0-1-1	3	2	1	2	0	0	27
Roy Boone, g	6-9	1-1	5-6	1-2-3	2	18	0	5	0	0	25
Charlie Willis	1-4	0-1	0-0	0-1-1	2	2	0	0	0	0	19
Duany Duany	0-2	0-1	0-0	0-0-0	0	0	0	1	0	0	11
Maurice Linton	0-4	0-1	0-0	0-1-1	0	0	0	2	0	0	10
Travon Davis	1-1	1-1	1-2	0-2-2	2	4	1	0	0	0	10
Kirk Penney	2-3	2-3	0-0	0-2-2	0	6	0	0	0	0	14
Erik Faust	0-0	0-0	0-0	0-0-0	0	0	0	0	0	0	1
Robert Smith	0-0	0-0	0-0	0-0-0	0	0	0	0	0	0	1
Julian Swartz	0-0	0-0	0-0	0-0-0	0	0	0	0	0	0	1
Team				0-1-1							
TOTALS	15-43	4-13	7-11	2-18-20	19	41	8	11	4	2	200

Halftime: Michigan State, 19-17

Officials: John Clougherty, Andre Patillo, Tim Higgins

Attendance: 43,116

NATIONAL CHAMPIONSHIP

NO. 1 MICHIGAN STATE 89 - NO. 5 FLORIDA 76

April 3, 2000 - Indianapolis, Ind.

MICHIGAN STATE	FG	3FG	FT	O-D-R	PF	TP	A	T	B	S	MIN
Andre Hutson, c	2-4	0-0	2-2	0-1-1	4	6	3	1	0	0	23
Morris Peterson, f	7-14	3-8	4-6	1-1-2	3	21	5	3	0	1	32
A.J. Granger, f	7-11	3-5	2-2	2-7-9	2	19	1	2	0	0	34
Mateen Cleaves, g	7-11	3-4	1-1	0-2-2	1	18	4	2	0	0	31
Charlie Bell, g	3-6	1-2	2-3	3-5-8	2	9	5	2	0	2	33
Jason Richardson	4-7	0-0	1-2	1-1-2	1	9	0	0	0	1	16
Aloysius Anagnonye	0-0	0-0	0-0	2-1-2	4	0	0	2	1	0	12
Mike Chappell	2-4	1-3	0-0	1-0-1	0	5	0	1	0	1	7
Adam Ballinger	1-1	0-0	0-0	0-0-0	2	2	0	0	0	0	7
David Thomas	0-0	0-0	0-0	1-0-1	1	0	1	1	0	0	5
Brandon Smith	0-0	0-0	0-0	0-0-0	0	0	0	0	0	0	0
Steve Cherry	0-0	0-0	0-0	0-0-0	0	0	0	0	0	0	0
Mat Ishbia	0-1	0-0	0-0	0-0-0	0	0	0	0	0	0	0
Team				1-2-3							
TOTALS	33-59	11-22	12-16	12-30-32	20	89	19	14	1	5	200

FLORIDA	FG	3FG	FT	O-D-R	PF	TP	A	T	B	S	MIN
Brent Wright, f	5-8	0-1	3-5	4-6-10	4	13	4	1	0	1	29
Mike Miller, f	2-5	1-2	5-6	1-2-3	0	10	2	2	0	0	31
Udonis Haslem, c	10-12	0-0	7-7	2-0-2	4	27	0	3	1	0	28
Teddy Dupay, g	0-4	0-2	0-0	0-0-0	2	0	1	0	0	0	15
Justin Hamilton, g	0-1	0-1	0-0	0-0-0	1	0	0	0	0	0	14
Brett Nelson	4-10	3-6	0-0	1-3-4	1	11	3	3	0	2	26
Matt Bonner	0-3	0-2	0-0	1-2-3	1	0	0	0	0	0	7
Kenyan Weaks	1-3	1-1	0-0	1-0-1	2	3	1	1	0	2	22
Donnell Harvey	3-11	0-0	3-4	4-2-6	2	9	0	2	1	0	16
Major Parker	1-3	1-3	0-0	0-0-0	2	3	2	1	0	0	12
Team				1-0-1							
TOTALS	26-60	6-18	18-22	15-15-30	19	76	13	13	2	5	200

Halftime: Michigan State, 43-32

Officials: James Burr, Gerald Boudreaux, David Hall Attendance: 43,116



The 2000 Spartans entered the NCAA Tournament determined to win a National Championship. For the second year in a row, they entered the tournament as a No. 1 seed, led by a trio of experienced seniors, Mateen Cleaves, Morris Peterson and A.J. Granger. The Spartans had little trouble in their first round matchup, holding Valparaiso to 25 percent (13-of-52) shooting in a 65-38 victory. In the second round against Utah, Cleaves scored 21 points to rally MSU from a 35-32 halftime deficit and defeat the Utes, 73-61.


In the Regional Semifinal, MSU took on the fourth-seeded Syracuse Orangemen. SU took a 34-24 halftime lead and led by as many as 11 points with 15 minutes remaining. A halftime locker room tirade by Cleaves must have worked, however, as MSU finished the game by outscoring the Orangemen, 37-9, a run that was capped off with 17 unanswered points. In the Regional Final, No. 2-seed Iowa State held a nine-point lead with a little over five minutes to go. Once again, Michigan State used a late-game rally, outscoring the Cyclones, 23-5, over the final 5:49 in a 75-64 decision. Cleaves, Granger, Peterson and Andre Hutson all found a spot on the All-Regional Team, with Peterson earning Most Outstanding Player honors.

In the Final Four, MSU faced Wisconsin for the fourth time of the season. With a slim 19-17 lead at the break, Peterson took over in the second half, scoring 10 points in a 13-2 run to pull away from the Badgers. Against Florida in the title game, the Spartans opened an 11-point halftime lead. Early in the second half, Cleaves got tangled up with Florida's Teddy Dupay, injuring Cleaves' ankle and forcing him back to the locker room. Leading by six, MSU got five straight points from Mike Chappell and held a bigger lead when Cleaves returned four and a half minutes later. State never looked back, capturing its second National Championship in school history with an 89-76 victory. Cleaves was named Most Outstanding Player of the Final Four and was joined by Charlie Bell, Peterson and Granger on the All-Tournament Team.



ABOVE LEFT: The Spartans are presented the 2000 NCAA Championship trophy. ABOVE RIGHT: Mateen Cleaves was named Most Outstanding Player of the 2000 Final Four.

2001 FINAL FOUR



NATIONAL SEMIFINAL

NO. 2 ARIZONA 80 - NO. 1 MICHIGAN STATE 61

March 31, 2001 - Minneapolis, Minn.

MICHIGAN STATE	FG	3FG	FT	O-D-R	PF	TP	A	T	O	B	S	MIN
David Thomas, f	4-6	0-0	0-0	4-1-5	1	8	2	3	0	1	20	
Aloysius Anagnonye, f	0-1	0-0	0-0	1-1-2	4	0	0	0	0	0	8	
Andre Hutson, f	9-14	0-0	2-2	2-3-5	2	20	0	2	2	0	37	
Charlie Bell, g	1-10	0-6	1-1	1-9-10	1	3	3	5	0	0	36	
Jason Richardson, g	2-11	1-4	1-2	1-6-7	2	6	2	2	0	0	28	
Marcus Taylor	3-9	1-4	1-2	0-1-1	3	8	2	2	0	1	20	
Adam Ballinger	1-1	0-0	0-1	1-1-2	0	2	0	0	1	0	9	
Zach Randolph	5-8	0-0	2-4	4-1-5	3	12	0	1	0	0	24	
Mike Chappell	0-0	0-0	2-2	0-0-0	1	2	2	0	0	0	12	
Brandon Smith	0-0	0-0	0-0	0-0-0	1	0	0	0	0	0	3	
Adam Wolfe	0-0	0-0	0-0	0-0-0	0	0	0	0	0	0	1	
Jason Andreas	0-0	0-0	0-0	0-0-0	0	0	0	0	0	0	1	
Mat Ishbia	0-1	0-0	0-0	0-0-0	0	0	0	0	0	0	1	
Team				2-1-3								
TOTALS	25-61	2-14	9-14	16-24-40	18	61	11	15	3	2	200	

ARIZONA	FG	3FG	FT	O-D-R	PF	TP	A	T	O	B	S	MIN
Michael Wright, f	6-10	0-0	1-1	1-2-3	2	13	0	1	1	0	23	
Richard Jefferson, f	6-13	3-5	2-4	3-5-8	1	17	2	2	2	2	34	
Loren Woods, c	5-13	0-0	1-1	0-8-8	2	11	2	1	3	0	37	
Gilbert Arenas, g	4-7	1-2	3-4	1-1-2	2	12	7	1	0	6	27	
Jason Gardner, g	6-11	3-7	6-6	0-1-1	1	21	1	1	1	3	38	
Eugene Edgersen	3-4	0-0	0-0	3-3-6	1	6	1	0	0	0	17	
Luke Walton	0-1	0-0	0-0	0-1-1	0	0	2	2	0	0	16	
Justin Wessel	0-0	0-0	0-0	0-0-0	1	0	0	0	0	1	3	
Lamont Frazier	0-1	0-0	0-0	0-0-0	1	0	0	0	0	0	4	
Travis Hanour	0-0	0-0	0-0	0-0-0	0	0	0	0	0	0	1	
Team				0-4-4								
TOTALS	30-60	7-14	13-16	8-25-33	11	80	15	8	7	12	200	

Halftime: Arizona, 32-30

Officials: Tim Higgins, Tony Greene, Bob Donato

Attendance: 45,406



TOP: The Spartans celebrate a trip to the 2001 Final Four after defeating Temple. ABOVE: Jason Richardson soars in for a basket. FAR RIGHT: Zach Randolph was MSU's second-leading scorer with 12 points. NEAR RIGHT: Charlie Bell appeared in three Final Fours in his Spartan career.


The defending NCAA Champions, Michigan State entered the 2001 NCAA Tournament as a No. 1 seed for the third-straight season. The Spartans were missing 58 points from the 2000 title game, but did boast five seniors, including Charlie Bell and Andre Hutson, who earned postseason honors as juniors. MSU easily defeated Alabama State, 69-35, in the first round before handing Fresno State an 81-65 defeat to advance to the Sweet 16 for a fourth-straight year.

In the Regional Semifinal, MSU took on No. 12 Gonzaga. The Bulldogs had a low seed, yet they were also making their third-straight Sweet 16 appearance with a tournament-tested team. Michigan State fell behind early in the second half, but Bell scored 21 points as the Spartans eventually pulled away. In the Regional Final, State faced another surprise team in 11th-seeded Temple. The Spartans held off the Owls thanks in part to a career-high 19 points from David Thomas. For his efforts, Thomas was named to the All-Regional Team, where he joined All-South Regional Most Outstanding Player Charlie Bell. With a 69-62 victory, MSU's NCAA Tournament record of nine straight victories by double figures was snapped, but the Spartans did become the ninth team to appear in three straight Final Fours and only the third since the field was expanded to 64 teams in 1985.

Unfortunately, MSU ran into a hot Arizona squad in Minneapolis. The Wildcats led by just two points at the half, but outscored the Spartans, 48-31, in the second half en route to an 80-61 victory.



2005 FINAL FOUR



No. 5-seed Michigan State opened the 2005 NCAA Tournament against Old Dominion. The Monarchs held a 42-37 halftime lead, but the Spartans mounted a surge in the last nine minutes to claim victory. In the next round, the Spartans used their depth and athleticism to wear down Vermont, 72-61. In the Sweet 16, MSU used a 16-3 second-half run to pull away from Duke in a 78-68 win.

The Regional Final featured a rematch of the 1999 Elite Eight contest between MSU and Kentucky. The Spartans appeared on their way to St. Louis until UK's Patrick Sparks hit a game-tying 3-pointer at the end of regulation. The first overtime could not produce a winner, sending the game into a second extra period, where MSU scored the first five points en route to a 94-88 win. Shannon Brown was named Most Outstanding Player of the Austin Regional after a 24-point performance, joining Maurice Ager and Paul Davis on the All-Regional team.

Making their fourth trip to the Final Four in seven years, the Spartans played a 38-33 halftime lead over North Carolina. With the game tied at 49, the Tar Heels took control with a 12-0 run, ending MSU's season.



NATIONAL SEMIFINAL

NO. 1 NORTH CAROLINA 87 - NO. 5 MICHIGAN STATE 71

April 2, 2005 - St. Louis, Mo.

MICHIGAN STATE	FG	3FG	FT	O-D-R	PF	TP	A	T	B	S	M	IN
Alan Anderson, f	0-4	0-0	0-0	1-3	4	3	0	0	1	0	1	20
Paul Davis, c	6-16	0-1	2-4	5-10	15	3	14	1	3	1	3	33
Shannon Brown, g	6-14	3-6	0-0	0-1	2	15	1	4	0	1	29	
Drew Neitzel, g	1-3	0-1	0-1	0-3	2	2	3	1	0	0	15	
Maurice Ager, g	6-18	2-6	10-10	1-2	3	24	1	1	1	0	28	
Chris Hill	1-6	1-5	0-0	0-1	2	3	2	1	0	2	18	
Matt Trannon	1-1	0-0	2-2	1-2	3	4	0	0	1	1	15	
Anthony Hamo	0-0	0-0	0-0	1-0	1	0	0	0	0	0	1	
Kelvin Torbert	4-11	1-4	0-0	2-3	5	1	9	6	0	1	2	26
Tim Bograkov	0-0	0-0	0-1	1-0	1	0	0	0	0	0	6	
Drew Naymick	0-1	0-0	0-0	2-2	4	1	0	1	0	0	7	
Andy Harvey	0-0	0-0	0-0	0-0	0	0	0	0	0	0	1	
Delco Rowley	0-0	0-0	0-0	0-0	0	0	0	0	0	0	1	
Team	1-0-1											
TOTALS	25-74	7-23	14-18	15-27	42	19	71	15	12	4	10	200

NORTH CAROLINA	FG	3FG	FT	O-D-R	PF	TP	A	T	B	S	M	IN
Jawad Williams, f	9-13	2-5	0-0	1-7-8	1	20	0	0	1	0	23	
Rashad McCants, f	7-11	2-3	1-2	2-4-6	1	17	4	3	1	1	28	
Sean May, c	9-18	0-0	4-6	2-5-7	2	22	3	3	1	1	31	
Raymond Felton, g	6-12	2-6	2-2	1-7-8	2	16	7	5	0	1	35	
Jackie Manuel, g	0-1	0-0	0-0	2-1-3	5	0	0	0	0	1	11	
Jesse Holley	0-1	0-1	0-0	0-1-1	0	0	0	0	0	0	1	
Melvin Scott	0-2	0-2	4-4	0-2-2	1	4	0	0	0	0	16	
Reyshawn Terry	1-2	0-1	0-0	0-0-0	0	2	0	0	0	0	3	
Quentin Thomas	0-0	0-0	0-0	0-1-1	0	0	1	0	0	0	5	
Charlie Everett	0-0	0-0	0-0	0-0-0	0	0	0	0	0	0	1	
Wes Miller	0-0	0-0	0-0	0-0-0	0	0	0	0	0	0	1	
Marvin Williams	1-6	0-1	0-0	1-7-8	3	2	1	1	1	0	23	
David Noel	2-5	0-1	0-3	3-1-4	2	4	2	1	2	1	21	
C.J. Hooker	0-0	0-0	0-0	0-0-0	0	0	0	0	0	0	1	
Team	1-2-3											
TOTALS	35-71	6-20	11-17	13-38-51	17	87	18	13	6	5	200	

Halftime: Michigan State, 38-33

Officials: Bob Donato, Reggie Greenwood, Randy McCall

Attendance: 47,754



LEFT: Edward Jones Stadium was home to the 2005 Final Four. ABOVE: The 2005 Final Four was Tom Izzo's fourth. BELOW (FROM LEFT-RIGHT): Shannon Brown scored 15 points against the Tar Heels. Maurice Ager led all scorers with 24 points. Paul Davis grabbed a game-high 15 rebounds vs. UNC. Kelvin Torbert led MSU with six assists vs. UNC.



2009 FINAL FOUR



The Spartans entered the 2009 NCAA Tournament coming off a great regular season, capturing the Big Ten title with a 15-3 league mark and earning a No. 2 seed in the Midwest Regional. MSU opened the tournament with a dominating 77-62 victory over Robert Morris. In the second round, Travis Walton scored a career-high 18 points to push MSU past a talented USC squad, 74-69.

In the Regional Semifinal, the Spartans trailed Kansas by as many as 13 points in the first half, but rallied in the second half. A crucial three-point play by Kalin Lucas in the final minute broke a 60-60 tie and gave MSU a 67-62 victory. Standing between Michigan State and a trip to the Final Four was the tournament's overall No. 1-seed Louisville. Neither team led by more than three points in the first half. Leading 37-36 in the second, MSU went on a 21-7 run to take control of the contest. The Spartans held Louisville to just 38.3 percent shooting from the field. Midwest Regional Most Outstanding Player Goran Suton recorded 19 points and 10 rebounds against the Cardinals.

Having finally reached Detroit, the Spartans were pitted against another No. 1 seed from the BIG EAST Conference, Connecticut. Michigan State made an early statement, jumping out to a 9-2 lead and took a two-point lead into halftime. MSU slowly pulled away in the second half, extending the lead up to 11 in the final four minutes. The Huskies made a last-ditch effort and pulled to within three points in the final 70 seconds, but the Spartans held on for an 82-73 victory.

In the National Championship game, MSU faced its third No. 1 seed of the tournament, North Carolina. The Tar Heels jumped on the Spartans early. MSU attempted to rally in the second half, but eventually fell, 89-72. Suton closed out his career with a 17-point, 11-rebound effort, earning a spot on the All-Tournament Team, while Lucas also earned a spot on the team, averaging 17.5 points and six assists in the Final Four.



ABOVE LEFT: Goran Suton and Travis Walton guided MSU to the championship game. ABOVE RIGHT: Durrell Summers shook Ford Field with his dunk over UCONN's Stanley Robinson.



NATIONAL SEMIFINAL

NO. 2 MICHIGAN STATE 82 - NO. 1 CONNECTICUT 73

April 4, 2009 - Detroit, Mich.

MICHIGAN STATE	FG	3FG	FT	O-D-R	PF	TP	A	TOBS	S	MIN
Raymar Morgan, f	7-13	0-0	4-6	3-6-9	3	18	1	0	0	30
Delvon Roe, f	2-4	0-0	0-0	4-4-8	2	4	0	0	2	21
Goran Suton, c	2-5	0-1	0-0	2-5-7	4	4	2	3	1	28
Kalin Lucas, g	7-15	3-6	4-6	0-2-2	1	21	5	3	0	33
Travis Walton, g	1-6	0-0	0-0	0-0-0	3	2	8	0	0	23
Idong Ibook	0-0	0-0	0-0	1-1-2	3	0	0	1	0	6
Chris Allen	1-6	0-2	0-0	1-1-2	1	2	0	1	0	9
Durrell Summers	4-9	1-5	1-1	3-3-6	2	10	1	1	0	23
Draymond Green	3-4	0-0	2-4	1-1-2	5	8	1	1	0	12
Korie Lucious	3-8	2-5	3-3	0-0-0	0	11	0	0	0	9
Marquise Gray	1-2	0-0	0-0	1-1-2	1	2	0	1	0	6
Team	2-0-2									
TOTALS	31-72	6-19	14-20	18-24-42	25	82	18	11	3	11 200

CONNECTICUT	FG	3FG	FT	O-D-R	PF	TP	A	TOBS	S	MIN
Jeff Adrien, f	5-10	0-0	3-7	3-4-7	2	13	1	2	2	32
Stanley Robinson, f	5-6	1-1	4-4	3-10-13	3	15	0	5	2	31
Hasheem Thabeet, c	6-13	0-0	5-7	3-3-6	3	17	1	1	2	36
A.J. Price, g	5-20	1-3	4-4	1-5-6	3	15	1	2	0	32
Craig Austrie, g	2-4	0-2	2-2	2-1-3	2	6	2	1	0	37
Donnell Beverly	0-0	0-0	0-0	0-0-0	0	0	0	0	0	2
Kemba Walker	1-5	0-0	3-9	1-1-2	4	5	2	4	0	20
Gavin Edwards	1-1	0-0	0-0	2-2-4	1	2	1	1	1	10
Team	1-0-1									
TOTALS	25-59	2-6	21-33	16-26-42	18	73	8	16	7	5 200

Halftime: Michigan State, 38-36

Officials: John Cahill, Leslie Jones, Michael Stuart Attendance: 72,456

NATIONAL CHAMPIONSHIP

NO. 1 NORTH CAROLINA 89 - NO. 1 MICHIGAN STATE 72

April 6, 2009 - Detroit, Mich.

MICHIGAN STATE	FG	3FG	FT	O-D-R	PF	TP	A	TOBS	S	MIN
Raymar Morgan, f	1-2	0-0	2-2	1-0-1	5	4	0	1	0	19
Delvon Roe, f	1-1	0-0	0-1	2-6-8	3	2	0	1	0	17
Goran Suton, c	7-10	3-4	0-0	3-8-11	3	17	0	3	2	31
Kalin Lucas, g	4-12	0-1	6-8	0-0-0	2	14	7	6	0	35
Travis Walton, g	0-2	0-0	2-2	0-1-1	3	2	3	4	0	24
Idong Ibook	0-0	0-0	0-0	0-1	0	0	0	0	0	1
Chris Allen	0-8	0-7	3-5	1-0-1	2	3	1	0	0	17
Austin Thornton	0-1	0-0	2-2	0-3-3	1	2	0	0	0	3
Durrell Summers	4-10	2-6	3-4	2-3-5	1	13	2	2	1	21
Isaiah Dahlman	1-1	0-0	0-0	1-0-1	0	2	0	0	0	1
Draymond Green	2-2	0-0	3-5	2-5-7	3	7	0	2	0	12
Jon Crandell	0-0	0-0	0-0	0-0-0	0	0	0	0	0	1
Korie Lucious	2-5	2-5	0-0	0-0-0	3	6	0	2	0	14
Tom Herzog	0-0	0-0	0-0	0-0-0	0	0	0	0	0	1
Marquise Gray	0-1	0-0	0-0	1-0-1	2	0	0	0	0	3
Team	0-2-2									
TOTALS	22-55	7-23	21-29	13-29-42	28	72	13	21	5	1 200

NORTH CAROLINA	FG	3FG	FT	O-D-R	PF	TP	A	TOBS	S	MIN
Deon Thompson, f	3-8	0-0	3-4	0-3-4	4	9	0	2	0	23
Tyler Hansbrough, f	6-14	0-2	6-10	1-6-7	3	18	2	2	0	34
Ty Lawson, g	3-10	0-3	15-18	0-4-4	0	21	6	1	0	37
Danny Green, g	2-4	2-3	0-0	2-1-3	5	6	4	2	0	14
Wayne Ellington, g	7-12	3-3	2-2	2-2-4	2	19	0	0	0	35
Marc Campbell	0-1	0-0	0-0	0-1-1	0	0	0	0	0	1
Bobby Frasier	1-2	0-1	0-0	1-0-1	3	2	1	0	0	23
Larry Drew II	0-1	0-0	0-0	0-0-0	0	0	0	0	0	4
J.B. Tanner	0-0	0-0	0-0	0-0-0	0	0	0	0	0	1
Justin Watts	1-2	0-0	0-0	1-0-1	0	2	0	0	0	1
Ed Davis	5-7	0-0	1-4	2-6-8	4	11	0	0	0	14
Patrick Moody	0-0	0-0	0-0	0-0-0	0	0	0	0	0	1
Mike Copeland	0-0	0-0	0-0	0-0-0	0	0	0	0	0	1
Tyler Zeller	0-0	0-0	1-2	0-1-1	1	1	0	0	0	1
Team	2-0-2									
TOTALS	28-61	5-12	28-40	11-24-35	22	89	13	7	0	9 200

Halftime: North Carolina, 55-34

Officials: Tom O'Neill, Curtis Shaw, Tony Greene Attendance: 72,922

2010 FINAL FOUR



For the second time in six years, Michigan State advanced to the Final Four as the No. 5 seed. The Spartans opened the tournament against New Mexico State. The Spartans led by 16 points in the first half, but NMSU fought back to tie the game in the second half. MSU's defense then forced nine straight misses and the Spartans hit enough free throws to claim a 70-67 victory.

In the second round, MSU faced Maryland. Kalin Lucas suffered a season-ending injury in the first half, but the Spartans still led by 16 points midway through the second half. Of the game's six lead changes, four came in the final 40 seconds. Greivis Vasquez gave Maryland an 83-82 lead with six seconds left. Draymond Green then hustled the ball up court, passing the ball to Korie Lucious at the top of the key, who then nailed the buzzer-beating 3-pointer setting off a wild celebration.

Appearing in their third-straight Sweet 16, the Spartans faced a Northern Iowa team that had just knocked off No. 1 seed Kansas. MSU trailed by four at the half, but once again used strong second-half defense to emerge with a win, holding UNI without a field goal over the final 10:20 of the contest in a 59-52 MSU victory.

Tennessee stood between MSU and a second-straight trip to the Final Four. It started out as an offensive battle, as the game was tied 16-16 just over five minutes in, but turned into a test of defense down the stretch. Durrell Summers hit a 3-pointer with 2:47 left to give MSU a 69-66 lead. But after two Spartan misses and a missed front end of a 1-and-1, Tennessee had the ball in the final seconds with a chance to take the lead. With 11 seconds left, Scotty Hopson was fouled and went to the foul line with UT trailing 69-68. Hopson hit the first but missed the second. Lucious corralled the miss and pushed the ball up court. He passed to Green, who found Raymar Morgan open underneath the basket. Morgan was fouled and made the first free throw to send MSU to the Final Four.

At the Final Four at Lucas Oil Stadium, MSU faced a hometown Butler squad. The Spartans struggled through an off-shooting night, hitting 42.9 percent from the floor and 55.6 percent from the foul line. Butler shot just 30.6 percent from the floor, but connected on 17-of-24 free throws. MSU had the ball down just one point in the final seconds. The ending was somewhat controversial as Green appeared to be fouled on his jumper from the lane, but no call was made, and the Bulldogs hit free throws to secure a 52-50 victory.

TOP: MSU made its sixth Final Four appearance in the last 12 seasons. NEAR RIGHT: Midwest Regional Most Outstanding Player Durrell Summers led MSU with a double-double against Butler. FAR RIGHT: Not only did Draymond Green score 12 points against the Bulldogs, he added some strong defense, recording two blocks. TOP RIGHT: Raymar Morgan appeared in two Final Fours as a Spartan.

NATIONAL SEMIFINAL

NO. 5 BUTLER 52 - NO. 5 MICHIGAN STATE 50

April 3, 2010 - Indianapolis, Ind.

MICHIGAN STATE	FG	3FG	FT	O-D-R	PF	TP	A	TOBS	S	MIN
Raymar Morgan, f	2-7	0-1	0-2	1-4	5	4	1	1	1	23
Delvon Roe, f	2-5	0-0	0-0	1-3	4	4	2	3	1	24
Derrick Nix, c	0-0	0-0	0-0	1-0	1	0	1	0	0	5
Durrell Summers, g	6-12	1-3	1-2	2-8	10	1	14	0	2	0 38
Korie Lucious, g	3-6	3-6	3-4	0-2	2	12	4	5	0	1 38
Chris Allen	0-0	0-0	0-0	0-0	0	3	0	3	0	16
Austin Thornton	0-1	0-0	0-0	0-1	1	0	1	0	0	12
Mike Kebler	0-1	0-0	0-0	1-3	4	0	1	0	0	7
Draymond Green	4-9	0-1	4-8	0-6	6	5	12	1	2	1 29
Garrick Sherman	1-1	0-0	2-2	0-1	1	4	0	1	0	8
Team				2-0	2					
TOTALS	18-42	4-11	10-18	8-28	36	21	50	11	16	4 3 200

BUTLER	FG	3FG	FT	O-D-R	PF	TP	A	TOBS	S	MIN
Gordon Hayward, f	6-14	3-8	4-6	0-9	9	2	19	0	4	2 39
Willie Veasley, f	2-6	0-3	2-2	4-15	3	6	0	1	0	4 35
Matt Howard, f	1-7	0-0	2-3	2-0	2	4	0	1	0	1 15
Shelvin Mack, g	5-9	2-4	2-3	0-2	2	0	14	1	1	0 25
Ronald Nored, g	0-4	0-0	5-6	1-5	6	4	5	2	1	0 3 38
Shawn Vanzant	0-0	0-0	1-2	1-3	4	2	1	2	0	0 18
Zach Hahn	0-3	0-3	0-0	0-0	0	1	0	0	0	0 9
Avery Jukes	1-6	0-3	0-0	1-0	1	2	0	0	0	1 18
Andrew Smith	0-0	0-0	1-2	1-0	1	0	1	0	0	0 3
Team				1-1	2					
TOTALS	15-49	5-21	17-24	11-21	32	17	52	5	8	2 12 200

Halftime: Tied 28-28

Officials: Jamie Luckie, Leslie Jones, Michael Stuart

Attendance: 71,298



2015 FINAL FOUR



NATIONAL SEMIFINAL

NO. 1 DUKE 81 - NO. 7 MICHIGAN STATE 61

April 4, 2015 - Indianapolis, Ind.

MICHIGAN STATE	FG	3FG	FT	O-D-R	PF	TP	A	TOBS	S	MIN
Branden Dawson, f	5-12	0-0	2-5	3-4-7	4	12	0	5	2	30
Gavin Schilling, f	0-0	0-0	0-0	2-0-2	4	0	0	0	0	12
Lourawls Nairn Jr., g	0-3	0-0	2-2	0-1-1	3	2	5	0	0	19
Travis Trice, g	6-13	2-7	2-3	1-1-2	3	16	5	3	0	35
Denzel Valentine, g	7-11	5-9	3-4	1-10-11	1	22	0	2	0	37
Marvin Clark Jr.	0-2	0-0	1-2	0-1-1	4	1	0	2	0	10
Alvin Ellis III	0-2	0-1	0-0	0-0-0	0	0	0	1	0	11
Bryn Forbes	0-4	0-3	0-0	0-1-1	3	0	0	0	0	19
Matt Costello	3-5	0-0	0-0	1-2-3	4	6	0	0	1	15
Trevor Bohnhoff	0-0	0-0	0-0	0-0-0	0	0	0	0	0	1
Keenan Wetzel	0-1	0-0	0-0	0-0-0	0	0	0	0	0	1
Colby Wollenman	1-2	0-0	0-0	0-3-3	2	2	0	1	0	10
Team				1-1-2						
TOTALS	22-55	7-20	10-16	9-24-33	28	61	10	14	3	4 200

DUKE	FG	3FG	FT	O-D-R	PF	TP	A	TOBS	S	MIN
Justise Winslow, f	5-7	0-0	9-11	1-8-9	3	19	2	2	0	29
Jahlil Okafor, c	7-11	0-0	4-7	3-3-6	2	18	0	2	2	30
Quinn Cook, g	6-12	1-3	4-4	0-2-2	3	17	2	0	0	35
Tyus Jones, g	3-8	1-3	2-3	0-2-2	2	9	4	1	1	38
Matt Jones, g	3-6	0-2	1-2	0-2-2	1	7	2	1	0	28
Grayson Allen	2-6	0-2	5-6	1-4-5	3	9	0	1	0	17
Amile Jefferson	0-0	0-0	1-2	2-5-7	3	1	0	1	0	11
Marshall Plumlee	0-0	0-0	1-2	0-3-3	1	1	0	0	1	10
Sean Kelly	0-0	0-0	0-0	0-0-0	0	0	0	0	0	1
Nick Pagliuca	0-0	0-0	0-0	0-0-0	0	0	0	0	0	1
Team				0-0-0						
TOTALS	26-50	2-10	27-37	7-29-36	18	81	10	8	4	9 200

Halftime: Duke, 36-25

Officials: Pat Adams, Bryan Kersey, Mike Eades

Attendance: 72,238



ABOVE LEFT: Branden Dawson closed his career with 12 points and seven rebounds. ABOVE: Denzel Valentine knocked down five 3-pointers while scoring a game-high 22 points. LEFT: East Regional MOP Travis Trice scored 16 points vs. Duke.



Michigan State advanced to its nation's-best seventh Final Four in the last 17 seasons. In the second round, four Spartans scored in double figures as MSU defeated Georgia, 70-63. The third round was a rematch of the 2014 Sweet 16 vs. Virginia. Once again, the Spartans dispatched the ACC regular-season champions by limiting UVA to 29.8 percent shooting. Travis Trice led MSU with 23 points, and Branden Dawson dominated with 15 points, nine rebounds and four blocks. The win gave MSU its nation's-best seventh Sweet 16 in the last eight seasons.

In the East Regional, the Spartans rallied from a pair of halftime deficits to advance. Against Oklahoma in the Sweet 16, MSU trailed by 10 in the first half, but Trice and Denzel Valentine scored 27 combined second-half points to help defeat the Sooners. Playing in the Elite Eight for a second-straight season, MSU trailed Louisville by eight points at the half. An inspired defensive effort allowed the Spartans to get back into the game, and with less than three minutes remaining, MSU led by five points. Louisville answered and had a chance to take the lead in the final five seconds, but made just one of two shots to send the game into overtime. Bryn Forbes scored MSU's first five points of the extra stanza as the Spartans opened with a 7-1 spurt, and Dawson's putback with 28 seconds left sealed the 76-70 overtime win for the Spartans. MSU's defense held Louisville to just six field goals after the half. Trice scored a team-high 17 points to earn East Regional MVP honors, while Valentine was named to the All-Tournament Team.

In the National Semifinal, MSU made its first five shots, including four 3-pointers, in sprinting out to a 14-6 lead, but eventual National Champion Duke battled back and held a 36-25 lead at the half en route to an 81-61 victory. Valentine led MSU with 22 points and 11 rebounds, including hitting five 3-pointers.

ELITE

MEDIA

INFORMATION



MICHIGAN STATE BASKETBALL



UNIVERSITY ADMINISTRATION

BOARD OF TRUSTEES

**JOEL I. FERGUSON**

Chairman • Lansing

**MITCH LYONS**

Vice Chairman • Rockford

**BRIAN BRESLIN**

Alto

**DIANNE BYRUM**

Onondaga

**MELANIE FOSTER**

East Lansing

**BRIAN MOSALLAM**

Dearborn

**GEORGE PERLES**

East Lansing

**DIANN WOODARD**

BrownsTown Township

For biographical information, visit <http://trustees.msu.edu>**PRESIDENT LOU ANNA K. SIMON, PH.D.**

Lou Anna K. Simon, the 20th president of Michigan State University, leads the university's work to advance the common good in Michigan and around the world. She began her career at Michigan State after earning her doctorate in 1974, starting as an assistant professor in the Office of Institutional Research and promoted to associate professor in 1979. She was named professor of educational administration in 1984. Simon has held a variety of administrative roles at MSU, including assistant provost for general academic administration, associate provost, and provost and vice president for academic affairs. The MSU Board of Trustees appointed her president in January 2005.

As president, Simon has engaged Michigan State in a strategic and transformative journey to adapt the principles of the

land-grant tradition to 21st-century challenges. She has expanded MSU's reach in the state and around the world by focusing the university's strengths on solutions that enhance and protect quality of life: clean and affordable energy, access to education, safe and plentiful food, and health care. She outlined these commitments and the philosophy driving them in her monograph, *Embracing the World Grant Ideal: Affirming the Morrill Act for a Twenty-first-century Global Society*.

Simon's key initiatives, particularly in economic development and international engagement, reflect her commitment to applying knowledge to benefit society and further the global common good.

Simon chairs the Association of American Universities, a group of 62 leading U.S. and Canadian research universities focused on issues of concern, including research funding, research and education policy, and graduate and undergraduate education. She also chairs the National Security Higher Education Advisory Board, a group of presidents and chancellors of several prominent U.S. universities that consults regularly with national agencies responsible for security, intelligence, and law enforcement.

Simon is a member of the American Council on Education and the Council on Competitiveness, a nonpartisan, nongovernmental organization working to ensure U.S. prosperity. She also is a member of the National Commission on

Financing 21st Century Higher Education, a nonpartisan organization formed to explore policy proposals aimed at providing long-term sustainable finance models for U.S. higher education. As a past chair of the National Collegiate Athletic Association Executive Committee, she now serves as an ex officio administrative committee member.

Simon's resolute commitment to advancing Michigan's economic future has been a hallmark of her presidency. She serves on the board of directors of Business Leaders for Michigan and the Detroit Branch of the Federal Reserve Bank of Chicago and is an advisory committee member of the Detroit Innovation District, which promotes small business growth and job creation in the city. In the area of international engagement, Simon is a member of the executive committee of the Partnership to Cut Hunger and Poverty in Africa.

Research at Michigan State University reflects Simon's commitment to advancing knowledge and discovery to improve quality of life. Under her leadership, MSU has expanded its research in, among other areas, biofuels and green energy, medicine and medical technology, physics and rare isotopes, safe water, and agriculture to address world hunger. With the support of external funding now exceeding \$500 million annually, Simon is helping ensure that MSU makes a significant positive difference locally and globally.



ATHLETICS DIRECTOR **MARK HOLLIS**

"We gather and engage our community to teach, support and celebrate our student-athletes in their quest for excellence."

This is the vision Michigan State Athletics Director Mark Hollis has for Spartan Athletics. Hollis, who was named the 2012 Athletic Director of the Year by Street & Smith's SportsBusiness Journal/Daily, is in his ninth year leading the MSU Athletics Department. He officially assumed the role of MSU's 18th athletics director on Jan. 1, 2008, succeeding Ron Mason.

Hollis has more than 30 years of athletics administration experience, either at the school or conference level. His well-rounded background has led to his knowledge of all areas within an athletics department, including marketing, financial administration, television negotiations, fund-raising, game operations, facility management, personnel policy, corporate interaction, sports management and public relations.

A 1985 MSU graduate, Hollis returned to his alma mater in 1995 as the associate athletics director for external relations. Since then, he has been a critical component of the athletic department executive management staff, helping guide the department through short- and long-range plans. In addition, Hollis, who has been a member of the NCAA Division I Men's Basketball Committee since 2012, served as vice chair for the 2015-16 season and will chair the committee for the 2016-17 academic year. He also was a former chair of the NCAA Division I Amateurism Cabinet and a former member of the NCAA's Men's Basketball Issues Committee.

Since his official appointment as athletics director began in 2008, Hollis has led one of the most successful periods in the history of Michigan State athletics. The Spartans have won one national championship (2014 women's cross country) and 29 Big Ten Championships (regular season and tournament), appeared in three Final Fours and eight bowl games, and own nine top-50 finishes in the Leaflet Sports Directors' Cup. In addition, during Hol-

lis' tenure as an administrator at MSU, the Spartans have appeared in 19 consecutive men's basketball NCAA Tournaments – the longest streak in Big Ten history and the third-longest active streak in the nation – and seven Final Fours. The football team appeared in the 2015 College Football Playoff and has also won the Rose Bowl (2014) and Cotton Bowl (2015) in addition to three Big Ten titles in Hollis' tenure.

Hollis is credited with developing some of college athletics' most innovative events. It was his vision that led to Michigan State playing North Carolina in November 2011 in the first basketball game to be played on the flight deck of an aircraft carrier. In 2003, Hollis was the architect of the "Basket-Bowl," which established a then-world record crowd of 78,129 who witnessed the Michigan State-Kentucky game at Detroit's Ford Field. The concept, which involves placing the court in the center of a football stadium, has been used at the last eight NCAA Final Fours. In 2001, Hollis helped mastermind the Michigan State-Michigan outdoor hockey game that attracted a then world-record crowd of 74,554 in Spartan Stadium. His ingenuity and experience in intercollegiate athletics led to his induction into the National Association of Collegiate Marketing Administrators (NACMA) Hall of Fame in June 2015.

Future events Hollis designed include a 16-team men's college basketball tournament with Nike-sponsored schools in Portland, Oregon, in November 2017 to celebrate Nike President Phil Knight's 80th birthday.

Hollis was instrumental in landing a strategic long-range partnership between MSU Athletics and FOX Sports that was announced in April 2016. The two parties agreed to a new multimedia rights deal effective for the 2016-17 academic year in which MSU will grant FOX Sports marketing and corporate partnership rights associated with its 25 varsity sports programs. The rights will be managed by FOX Sports College Properties, a division of FOX-owned Home Team Sports, and will include in-venue signage, print, radio, television programming, corporate hospitality, digital and social media integration, promotional and experiential activities, and intellectual property rights and official designations. The 15-year agreement will provide guaranteed revenues in excess of \$150 million.

In June 2015, Hollis was named the recipient of the National Football Foundation John L. Toner Award, which is presented annually to an athletics director who has demonstrated superior

administrative abilities and shown outstanding dedication to college athletics and particularly college football. Hollis was officially honored at the 58th NFF Annual Awards Dinner on Dec. 8, 2015, at the Waldorf Astoria in New York City.

During Hollis' tenure, Michigan State student-athletes have excelled not only in competition, but in the classroom as well. For 11 consecutive semesters, Spartan student-athletes have posted better than a 3.0 cumulative grade-point average. More than 400 student-athletes (419) posted a cumulative GPA above 3.0 in the spring semester of 2016, marking the highest total in the history of the department for the spring, and 19 teams maintained a cumulative 3.0 GPA. The spring semester of 2016 also saw Spartan student-athletes compile the highest cumulative grade-point average in program history at 3.101. Additionally, 270 student-athletes earned Academic All-Big Ten honors and 78 garnered Big Ten Distinguished Scholar accolades throughout the 2015-16 academic year. A department record 328 student-athletes were honored at the 2016 SASS Academic Excellence Gala (student-athletes with at least a sophomore academic standing and a 3.0 or better cumulative GPA).

Headlined by a Big Ten Championship in football, the school's third conference title in six years, the Spartans finished in the top 50 of the Leaflet Sports Directors' Cup standings for an 18th consecutive year in 2015-16. Michigan State earned a berth in the College Football Playoff following its victory over No. 4 Iowa in the Big Ten Championship Game and finished in the top 10 of the national polls for the third season in a row (No. 3 in 2013, No. 4 in 2014, No. 6 in 2016), a first for the program since 1955-57. The men's basketball team set a conference record by winning its fifth Big Ten Tournament title and established a Big Ten record by advancing to the NCAA Tournament for the 19th year in a row. Men's and women's cross country, men's and women's golf, volleyball, women's basketball, and women's gymnastics also advanced to their respective NCAA Championships.

Spartan athletic facilities have been upgraded at an unprecedented rate the past decade – including more than \$100 million at Spartan Stadium – and will only continue to improve under Hollis. A \$24.5 million project to the north end of Spartan Stadium was completed in August 2014 that features a two-story, 50,000-square-foot addition as well as an entrance plaza,

ATHLETICS DIRECTOR **MARK HOLLIS**

renovated gates, and additional restrooms and concessions. The building includes new locker rooms for teams, coaches and officials, a media center, and an engagement center for all varsity sports. Former All-America offensive lineman Flozell Adams provided a leadership gift of \$1.5 million for MSU's new locker room, which is named in honor of his later mother, Rachel Adams. Prior to the 2012 season, \$10 million scoreboards, totaling 13,300-square-feet, were installed in the north and south end zones, giving MSU one of the top video board systems in the nation.

The Spartans moved into one of the nation's finest football facilities in August 2008, as a \$15 million expansion and renovation project for the Duffy Daugherty Football Building was completed. MSU alumni Robert and Julie Skandalaris of Bloomfield Hills, Michigan, donated \$5 million as the lead gift for the facility expansion and upgrade. The Skandalaris Football Center includes team, staff and position meeting rooms, coaches' offices and a hall of history. In addition, an expanded weight room was finished in September 2008 that increased the facility in size from 9,000 to 16,500-square feet. In the summer of 2015, the Spartans opened a renovated locker room in addition to a new state-of-the-art Sports Medicine and Performance Center in the Skandalaris Football Center.

In October 2015, a major facilities upgrade – focused on improving the visitor experience – and the construction of a Michigan State University Basketball Hall of History at the Breslin Student Events Center was approved by the MSU Board of Trustees. The \$50 million project will be funded by the university (\$30 million) and MSU Athletics (\$20 million). The work began in January 2016 and substantial completion is expected by August 2017, with final completion set for June 2018. The improvements that will be addressed include: expanding and improving concession areas and concourses; improving bathroom facilities; upgrading passenger and freight elevators; improving exterior entrances and parking lots; and replacing chiller and water connections. The project also calls for the construction of a 26,000-square-foot addition that will house the MSU Basketball Hall of History. The Draymond Green Strength and Conditioning Center, accessible from both auxiliary gyms on the mezzanine level, will be constructed below the Hall of History.

Numerous Olympic sports have also seen their facilities upgraded on campus. On June 1, 2016, the Lasch Family Golf Center, the new 15,000-square-foot home of the MSU men's and women's golf teams, was officially dedicated. The \$6 million facility includes an indoor practice area, student-athlete lounge, men's and women's locker rooms, coaches' offices, video room, weight room and a kitchen area featuring nutrition/hydration stations.



The MSU Board of Trustees voted to approve naming the facility the Lasch Family Golf Center in June 2015 after Richard W. (Rick) and Suzanne Lasch of East Lansing made a \$2 million gift toward the building. In addition, more than \$6 million has been spent on updates to Munn Ice Arena since 2014, including new video boards, chairback seating, concourse improvement and ice improvements.

In 2008, the men's and women's soccer programs opened DeMartin Stadium, a 2,500-seat facility that enables MSU to host conference and national tournaments. The baseball program played its inaugural season in McLane Baseball Stadium in 2009 following a \$4 million donation to the 2,500-seat ballpark by former Houston Astros owner Drayton McLane Jr. In 2011, with the help of a \$1 million gift by alumnus Ambassador Peter F. Secchia – the largest cash (outright) gift received by an MSU women's intercollegiate sports program – Secchia Stadium, a 1,100-seat facility located at Old College Field, opened for the softball program.

Michigan State had another banner year in 2014-15, as the women's cross country team captured the first-ever women's NCAA Championship in school history, the men's basketball team advanced to the Final Four, the football team defeated No. 4 Baylor in the Cotton Bowl Classic, and long distance runner Leah O'Connor captured an individual national championship in track (indoor mile). The women's cross country team also won its second straight Big Ten Championship and the women's track and field team won its first outdoor Big Ten title since 1982. In addition, the men's soccer team advanced to the NCAA Elite Eight for the second consecutive season, the volleyball team earned a bid to the NCAA Tournament for the fourth year in a row, and the men's cross country team placed 24th at the NCAA Championships. The Spartans closed the fall season ranked No. 5 in the Leafshield Sports Directors' Cup standings. Men's basketball not only reached the NCAA Tournament for the 18th straight year, tying a Big Ten record, it made a run to the Final Four for the ninth time in school history after topping Louisville in the East Regional Championship. In addition to winning the Big Ten outdoor title, the women's track and field team posted Top 25 finishes at the NCAA Indoor (24th) and Outdoor

(20th) Championships. Michigan State finished 34th in the final 2014-15 Directors' Cup standings.

Fueled by six Big Ten Championships (regular season and tournament), which tied the department record, Michigan State placed 29th in the 2013-14 Directors' Cup standings, tied for the fourth best in department history and second highest under Hollis. Led by the Big Ten and Rose Bowl Championship football team, the Spartans closed the fall season at No. 2 in the Directors' Cup. MSU won a school-record 13 games, finished No. 3 in both national polls, defeated No. 5 Stanford in the 100th Rose Bowl Game, and topped No. 2 Ohio State in the Big Ten Championship game. On the hardwood, men's basketball won its fourth Big Ten Tournament title and reached the Elite Eight, while the women's team claimed its second Big Ten regular-season championship in four years and received its sixth consecutive NCAA bid.

On the playing field in 2012-13, Michigan State ranked 30th in the Directors' Cup standings. In 2011-12, MSU won three Big Ten Championships (women's cross country, men's basketball and women's golf) and finished 34th overall in the 2011-12 Directors' Cup standings.

Michigan State won five Big Ten Championships in 2010-11. The football team won a then school-record 11 games and claimed the program's seventh Big Ten Championship, the baseball team won its first Big Ten title since 1979, while the women's cross country, women's basketball and women's golf teams also won conference championships.

In 2009-10, the men's basketball team advanced to the Final Four for the sixth time in 12 years and won its second straight Big Ten regular-season title, and field hockey captured both the Big Ten regular-season and tournament championships.

In Hollis' first full season as athletics director in 2008-09, Michigan State enjoyed one of its most successful years of the decade with a 27th-place finish in the Directors' Cup, the best showing for the department since 2003 and the third highest in the department's history. Ten teams earned bids to their respective NCAA Championships, led by men's basketball, which reached the national title game against North Carolina while also winning the Big Ten regular-season championship.

Hollis earned his bachelor of arts degree in communication from Michigan State in 1985, where he served as a basketball team manager under Jud Heathcote. In 1992, he earned his MBA in business administration from the University of Colorado. He and his wife Nancy, have a daughter, Katy, and two sons, T.R. and Michael.

For Hollis' complete bio, visit http://www.msuspartans.com/genrel/hollis_mark00.html



BRESLIN CENTER INFORMATION



The Jack Breslin Student Events Center, one of the premier facilities in the country, serves as home to the Michigan State Spartans. Opened in November of 1989, it seats 14,797 for basketball.

The \$43-million facility is named in honor of "Mr. MSU," Jack Breslin, who prior to his death in August of 1988, was a senior consultant to former MSU President Dr. John DiBaggio. Breslin was the captain and most valuable player of the 1945 football team. He also earned varsity letters in baseball and basketball and was the 1946 senior class president. He worked for the university for more than 30 years, serving since 1969 as vice president for administration and public affairs before retiring in 1986.

Over the last few seasons, Breslin Center has undergone some significant changes. In summer of 2011, an LED video board and fascia ribbon board were installed. In 2014, new LED lights were installed, providing an enhanced viewing experience for fans, as well as increasing energy efficiency.

* Twenty of the 22 NCAA Champions since 1995 have played a game at the Breslin Center during Tom Izzo's head coaching career.

* From 1998-2002, the Spartans won 53 straight games at the Breslin Center establishing a Big Ten record.

* Entering the 2016-17 season, the Spartans are 291-41 (.877) at Breslin Center under Tom Izzo.



BRESLIN CENTER YEAR-BY-YEAR

Year	Overall		Big Ten		Total	
	W-L	Pct.	W-L	Pct.	Attendance	Average
1989-90	14-2	.875	8-1	.889	237,720	14,858
1990-91	12-2	.857	7-2	.778	209,066	14,933
1991-92	13-2	.867	7-2	.778	217,957	14,530
1992-93	9-5	.643	4-5	.444	207,423	14,816
1993-94	12-3	.800	7-2	.778	205,264	13,684
1994-95	14-1	.933	8-1	.889	236,627	14,789
1995-96	10-5	.667	6-3	.667	199,659	13,311
1996-97	13-4	.765	6-3	.667	222,858	13,109
1997-98	12-3	.800	7-1	.875	208,694	13,913
1998-99	14-0	1.000	8-0	1.000	204,272	14,591
1999-2000	14-0	1.000	8-0	1.000	205,226	14,659
2000-01	16-0	1.000	8-0	1.000	236,144	14,759
2001-02	15-2	.882	6-2	.750	250,903	14,759
2002-03	14-2	.875	8-0	1.000	236,144	14,759
2003-04	12-2	.857	7-1	.875	206,626	14,759
2004-05	14-1	.933	7-1	.875	221,385	14,759
2005-06	12-2	.857	6-2	.750	206,626	14,759
2006-07	18-1	.947	7-1	.875	280,421	14,759
2007-08	17-0	1.000	9-0	1.000	250,903	14,759
2008-09	12-2	.857	7-2	.778	206,626	14,759
2009-10	15-2	.882	7-2	.778	250,903	14,759
2010-11	12-3	.800	7-2	.778	221,955	14,797
2011-12	17-1	.944	8-1	.889	266,346	14,797
2012-13	16-1	.941	8-1	.889	251,549	14,797
2013-14	12-4	.750	6-3	.667	236,752	14,797
2014-15	12-4	.750	6-3	.667	236,752	14,797
2015-16	14-2	.875	7-2	.778	236,752	14,797
Totals	365-56	.867	190-43	.815	6,151,553	14,612



A \$50 million Breslin Center renovation project began in January 2016, with substantial completion expected by August of 2017 and final completion by June 2018. These renovations include expanding the concourse, improving bathroom facilities and an expansion that will house the Tom Izzo Hall of History.

MEDIA INFORMATION

Working Facilities

Michigan State's working facilities, with workspace and seating for writers and electronic media, are located court-side of the Jack Breslin Student Events Center and can be reached by the stairway from the ticket lobby entrance on the south end of the building. In addition, there is media seating on platform 113 on the concourse level. The media workroom is located on the mezzanine level of the Breslin Center. The photo workroom is located in room 40C, located at arena level across from the freight elevator in the tunnel.

Press Credentials

All credential requests for Michigan State's 2016-17 home basketball games should be submitted online. Please contact athletic communications office assistant Paulette Martis at (517) 355-2271 for the URL. Upon approval, all credentials will either be mailed out, held at the front desk of the Kellogg Center (located on Harrison Road between Michigan and Kalamazoo) or held at the media will call, located at the NW Kalamazoo Gate.

Radio & Television

Origination for television is located at press row on the west side of the court. Production trucks can enter the facility through the tunnel at the south end of the building after contacting Rick Church at (517) 353-8608. School radio originations are located at the scorer's table. Due to a lack of court-side space, national radio broadcasts will originate from the mezzanine level.

Photographers

Photographers can work from either baseline while observing the limitation markings at the end of the floor. Floor spaces will be assigned for all games. The photo workroom is located in room 40C, located at arena level across from the freight elevator in the tunnel.

Parking

Windshield passes admitting cars to the arena parking lots may be purchased upon request and availability. Media parking will be in the Breslin Center lot, Jenison Field House, or the Ramp 7 located on Harrison Road. Media should enter the Breslin Center parking lot from Harrison Road.

Internet Access

Wireless Internet is available for the working media in the Breslin Center media workroom and at courtside. The wireless password will be displayed in the media workroom. Ethernet connections are also available at selected seats in the media and photo workrooms.

Services

Programs, game notes and other relevant information will be supplied to working media. Box scores are provided after each half. Statistics, coaches' quotes and post-game notes are available after the game. Live stats will be available at michiganstate.statbroadcast.com.

MSU On The Internet

Visit the official Michigan State Athletics home page at www.msuspartans.com. The latest Spartan basketball game notes can be found in PDF format. The site also offers up-to-date information on all of MSU's 25 varsity sports.

Postgame Interviews

Coach Izzo and the visiting head coach will hold a press conference following the game in the media workroom. MSU players will be made available to the media following the game in the Spartan locker room.

Pro Scouts

Due to space constraints, MSU does not provide media seating for professional scouts. However, scouts may secure single-game tickets for Spartan home games through the MSU Basketball Office at (517) 355-1643. In addition, scouts will be provided game notes, stats, box scores and rosters on request.

Press Conference

A weekly press conference with coach Tom Izzo and women's basketball coach Suzy Merchant is held during the season on Mondays at 11:30 a.m. Contact the athletic communications office for the location.

Interviews

Media wishing to set up appointments with Tom Izzo should contact men's basketball SID Matt Larson. Mornings are Izzo's best time for interviews. All interviews with players must be arranged through the athletic communications office. No interviews may be conducted with a Spartan player on the day of a game. Player interviews are arranged post-practice on selected days.

NCAA Credentials

According to NCAA regulations, media wishing to be credentialed for the 2017 NCAA Tournament through Michigan State must attend 90 percent of Spartan home games.

ATHLETIC COMMUNICATIONS

Breslin Center, Room Z-22, 534 Birch Road
East Lansing, Mich. 48824-1003
Phone: (517) 355-2271



MATT LARSON
New Media Director
Men's Basketball Contact
larson@ath.msu.edu



RYAN SMITH
Communications Intern
Secondary MBB Contact
smith1722@ath.msu.edu

Jamie Baldwin	Athletic Communications Director
Jeff Barnes	Assistant Director
Kara Fisher	Assistant Director
Zach Fisher	Assistant Director
Ben Phlegar	Assistant Director
Bob Armstrong	Video Producer
Nick Baker	Video Producer
Justin Garant	Video Producer
Jake Huber	Video Producer
Matt McCulloch	Video Producer
Ryan McPhail	Video Producer
Jon Hevron	Digital Media Specialist
Paulette Martis	Office Assistant
Grace Wheeler	Intern
Miranda Jenkins	Intern
Daine Pavloski	Graduate Assistant

MSUSPARTANS.COM



SPARTAN SPORTS NETWORK



For the 17th-consecutive season, the Spartan Sports Network, in conjunction with Fox Sports College Properties, will produce and distribute basketball broadcasts on 38 affiliates throughout the state, including flagship stations WJIM Radio (AM 1240) and WMMQ (FM 94.9) in Lansing, WJR Radio (AM 760) in Detroit and WBL Radio (FM 107.3) in Grand Rapids.

Providing commentary on Spartan radio broadcasts for the 31st straight year is the venerable Gus Ganakas. Ganakas is no stranger to MSU basketball fans, having retired in 2000 after 36 years of service to the University. Gus was the head coach of the Spartan program from 1969-70 through 1975-76 after serving as an assistant under John Benington the three previous years. From 1976-98, he served as assistant athletics director. From 1998-2000, Ganakas served as special assistant to head coach Tom Izzo, directing the activities surrounding MSU Basketball's Centennial in 1998-99.

Will Tieman is in his 15th straight season as the play-by-play voice of the Spartans in 2016-17 after serving in that capacity from 1992-96. A 2013 inductee into the Michigan Broadcasting Hall of Fame, he is also the 2012 recipient of the prestigious Ty Tyson award presented by the Detroit Sports Broadcasters Association. Tieman began his play-by-play career in 1970 as the voice of Miami (Ohio) University. His career has spanned radio and television, including sports director at CBS affiliate WFLI-TV, 16 years of radio work from the Indianapolis Motor Speedway, host of the Big Ten conference series "This Week in College Basketball" and national broadcasts of numerous bowl games and college all-star events. Tieman hosts a daily three-minute radio series "Timeout with Tom Izzo" featuring MSU head men's basketball coach Tom Izzo. He has received seven "Best Network Play-by-Play" awards from the Michigan Association of Broadcasters and served as president of the DSBA for two years. A longtime member of the United States Basketball Writers Association, Tieman hosts the radio broadcast of the Michigan Sports Hall of Fame induction ceremony.

Former Spartan Matt Steigenga is in his ninth year providing commentary. Steigenga was a four-year letterwinner at MSU, totaling 1,296 points in his Spartan career, ranking 24th in MSU history. He finished his career as MSU's all-time leader in blocks (97; now ranks seventh), and started 123 of the 124 games in which he played, ranking tied for third in MSU history in career games started.

In May 2016, the Spartan Sports Network became the most honored radio network in the state of Michigan at the Michigan Association of Broadcasters annual Broadcast Excellence Awards dinner for the ninth year in a row. SSN has received a total of 118 awards for its programming and two for commercial production, including "Best" for Spartan Basketball play-by-play.

The Spartan Sports Network reaches 100 percent of the state's population, covering the state's 10 largest markets.

NETWORK AFFILIATES

Adrian	WABJ-AM 1490
Alma	WQBX-FM 104.9
	WFYC-AM 1280
Alpena	WKJZ-FM 94.9
Ann Arbor	WLBY-AM 1290
Bad Axe	WLEW-AM 1340
	WLEW-FM 102.1
Battle Creek	WBCK-FM 95.3
Benton Harbor	WCSE-FM 103.7
Detroit	WJR-AM 760
Escanaba	WUPF-FM 107.3
Flint	WWCK-AM 1570
Gaylord	WMJZ-FM 101.5
Grand Haven	WGHN-AM 1370
	WGHN-FM 92.1
Grand Rapids	WBL-FM 107.3
Greenville	WGLM-AM 1380
Hastings	WBCH-AM 1220
	WBCH-FM 100.1
Houghton Lake	WTWS-FM 92.1
Iron Mountain	WMIQ-AM 1450
Ishpeming	WUPG-FM 96.7
Jackson	WIBM-AM 1450
	WIBM-FM 101.9
Kalamazoo	WKZO-AM 590
Lansing	WJIM-AM 1240
	WMMQ-FM 94.9
Ludington/Manistee	WLDN-FM 98.7
Midland	WLUN-FM 100.9
Newberry	WMJT-FM 96.7
Ontonagon	WUPY-FM 101.1
Petoskey	WJML-AM 1110
	WJML-FM 94.9
Port Huron	WPHM-AM 1380
Saginaw	WILZ-FM 104.5
Tawas City	WQLB-FM 103.3
Traverse City	WCCW-AM 1310
	WCCW-FM 107.5

* Sirius/XM Radio

* Streaming for games and weekly press conferences at www.spartansportsnetwork.com

* Mobile App for iPhone and Android

The Tom Izzo Show

The Spartan Sports Network will produce and distribute Tom Izzo's weekly radio show Monday nights from 7-8 p.m. The Spartan Sports Network, featuring 38 affiliates throughout the state, will broadcast the show from Reno's East (1310 Abbot Road) in East Lansing. Coach Izzo provides an in-depth look at the Michigan State basketball program, and is joined by host Will Tieman.

Spartan Basketball All-Access

From the locker room to the classroom to tip off each week, "Spartan Basketball All-Access" takes viewers behind the scenes, beyond the court and into the lives of the Michigan State student-athletes competing for excellence. Go inside the world of the storied basketball program and follow the journey of coaches and players as the season unfolds.

"Spartan Basketball All-Access" is produced by Emmy award-winning documentarians Nick Baker and Jacob Huber. The show debuts Mondays starting in December on Fox Sports Detroit, with re-airs throughout the week.

BIG TEN CONFERENCE/BTN

BIG

Big Life. Big Stage. Big Ten.

Since its inception in 1896, the pursuit and attainment of academic excellence has been a priority for every Big Ten member institution. But maintaining the conference's standard of competing at the highest level in athletics also endures as an important component of the Big Ten experience. Striking that balance between academics and athletics is integral to the Big Ten's identity. Recognized as one of intercollegiate sports' most successful undertakings, the Big Ten strives for success from its students not only on the field and in the classroom, but around the world as well.

Premier Academic Institutions

The Big Ten Academic Alliance is an academic consortium of all 14 Big Ten universities, which is widely considered to be the model for effective and voluntary collaboration among top research universities.

Every Big Ten Academic Alliance institution ranks among the top 78 universities in the nation according to the 2014 Academic Ranking of World Universities, including six in the top 25.

The Big Ten leads all conferences with more than 1,600 Academic All-Americans, including 48 honorees during the 2015-16 academic year.

Big Ten Academic Alliance schools annually conduct \$10 billion in funded research, \$5 billion more than any other conference.

A History of Athletic Success

Big Ten schools have won at least seven national championships in seven of the last eight academic years.

In the last three full academic years, current Big Ten institutions have claimed 23 team national championships in 14 different sports.

Over the last 10 full academic years, current Big Ten institutions have won 77 team national titles in 23 different sports.

Broad-Based Programming

The Big Ten will administer over \$200 million in direct financial support to more than 9,500 students competing in intercollegiate athletics for more than 11,000 participation opportunities on 350 teams in 42 different sports.

The Big Ten sponsors 28 official conference sports, 14 for men and 14 for women, including the addition of men's ice hockey and men's and women's lacrosse the last three years.

The Big Ten leads the nation in total students competing in intercollegiate athletics and participation opportunities, and sponsors more official sports than all conferences except the Ivy League.

Almost 1,400 Big Ten competitors have participated in the Olympics, winning more than 600 medals, including nearly 300 gold. Heading into the 2016 Olympic Games, more than 100 current or former students at current Big Ten institutions were named to Olympic teams.

Passionate Following

The Big Ten leads all conferences with 5.7 million alumni and nearly 580,000 students.

Each year more than 11 million patrons attend Big Ten home contests, as the conference leads the nation in attendance for men's basketball, hockey, volleyball and wrestling.

Leaders In Innovation

Took part in the nation's first bowl game, winning the 1902 Rose Bowl Game, and signed an exclusive contract with the Tournament of Roses in 1946, making it the first bowl with permanent conference affiliations.

Awarded the first Big Ten Medal of Honor in 1915, honoring outstanding seniors who demonstrated excellence in academics and athletics.

Formed the Big Ten Advisory Commission in 1972, enlisting former students that competed in conference athletics to serve as liaisons to the NCAA's Diversity and Inclusion Department, the Big Ten Student-Athlete Advisory Commission and other organizations.

Became the first conference to voluntarily adopt male and female participation goals after launching its Gender Equity Action Plan in 1992.

Implemented the first collegiate football system of instant replay in 2004, which the NCAA approved for use among all conferences in 2006.

Launched the Big Ten Network (BTN) in 2007, the first national conference-owned television network.

Began partnering with the Ivy League to study the effects of head injuries in sports in 2012.

Accepted Johns Hopkins University as the conference's first sport affiliate members in men's and women's lacrosse in 2013 and 2015, respectively.

Extensive Television Exposure

Through the Big Ten's media agreements with BTN, ABC/ESPN, CBS and FOX, nearly 1,400 Big Ten events are produced and distributed nationally and globally on an annual basis.

BTN is in more than 60 million homes across the United States and Canada. BTN2Go is BTN's digital extension, delivering live and on-demand programming to computers, smartphones and tablets. BTN Plus within BTN2Go streams hundreds of additional events each season.

Community Involvement

For more than 25 years, through the Big Ten's SCORE (Success Comes Out of Reading Everyday) program, the conference has partnered with Chicago elementary schools to improve reading performance.

Surrounding the Big Ten Football Championship Game and Basketball Tournaments, the conference has held numerous community initiatives, such as the Big Ten Career Expo, Saturday of Service and Youth Football Clinics. In addition, the Big Ten has hosted a downtown 5K, collaborated with a local breast cancer awareness group and provided unique event experiences for military veterans.



BTN is the premier destination for college sports fans everywhere to immerse themselves in the Big Ten experience as the first internationally distributed network dedicated to covering America's most storied collegiate conference. BTN captures the Big Ten's passion and tradition with unparalleled coverage of over 1,000 sporting events each year, including football, basketball, Olympic sports and championship events and award-winning original programming, in-depth studio analysis and classic games. BTN is available on multiple platforms, including BTN2Go. BTN's digital extension delivering live games and on-demand programming to BTN customers via the web, smartphones, and tablets. BTN2Go now offers a school-specific experience where fans have instant access to original video content direct from both their favorite athletic department and BTN, curated key social content and quick access to the next big game. BTN is the ultimate destination for Big Ten fans, alumni and sports lovers across the country.



BIG TEN COMPOSITE SCHEDULE

DECEMBER

- 27 Illinois at Maryland
Michigan State at Minnesota
Northwestern at Penn State
Rutgers at Wisconsin
28 Iowa at Purdue
Nebraska at Indiana
30 Northwestern at Michigan State

JANUARY

- 1 Michigan at Iowa
Minnesota at Purdue
Nebraska at Maryland
Ohio State at Illinois
Penn State at Rutgers
3 Wisconsin at Indiana
4 Penn State at Michigan
Rutgers at Michigan State
5 Iowa at Nebraska
Minnesota at Northwestern
Purdue at Ohio State
7 Illinois at Indiana
Maryland at Michigan
Michigan State vs. Penn State
8 Northwestern at Nebraska
Ohio State at Minnesota
Rutgers at Iowa
Wisconsin at Purdue
10 Indiana at Maryland
11 Michigan at Illinois
Minnesota at Michigan State
12 Northwestern at Rutgers
Ohio State at Wisconsin
Purdue at Iowa

- 14 Maryland at Illinois
Minnesota at Penn State
Nebraska at Michigan
15 Iowa at Northwestern
Michigan State at Ohio State
Rutgers at Indiana
17 Illinois at Purdue
Michigan at Wisconsin
18 Indiana at Penn State
Ohio State at Nebraska
19 Maryland at Iowa
21 Illinois at Michigan
Michigan State at Indiana
Nebraska at Rutgers
Penn State at Purdue
Wisconsin at Minnesota
22 Northwestern at Ohio State
24 Penn State at Wisconsin
Purdue at Michigan State
Rutgers at Maryland
25 Iowa at Illinois
Minnesota at Ohio State
26 Indiana at Michigan
Nebraska at Northwestern
28 Illinois at Penn State
Maryland at Minnesota
Ohio State at Iowa
Wisconsin vs. Rutgers
29 Indiana at Northwestern
Michigan at Michigan State
Purdue at Nebraska
31 Iowa at Rutgers
Maryland at Ohio State
Wisconsin at Illinois

FEBRUARY

- 1 Northwestern at Purdue
Penn State at Indiana
2 Michigan State at Nebraska
4 Minnesota at Illinois
Ohio State at Michigan
Purdue at Maryland
Rutgers at Penn State
5 Indiana at Wisconsin
Nebraska at Iowa
7 Illinois at Northwestern
Maryland at Penn State
Michigan State at Michigan
8 Iowa at Minnesota
Rutgers at Ohio State
9 Purdue at Indiana
Wisconsin at Nebraska
11 Iowa at Michigan State
Minnesota at Rutgers
Ohio State at Maryland
Penn State at Illinois
12 Michigan at Indiana
Northwestern at Wisconsin
14 Ohio State at Michigan State
Penn State at Nebraska
Rutgers at Purdue
15 Indiana at Minnesota
Maryland at Northwestern
16 Wisconsin at Michigan
18 Illinois at Iowa
Michigan State at Purdue
Rutgers at Northwestern
18/19 Nebraska at Ohio State
19 Maryland at Wisconsin
Michigan at Minnesota

- 21 Indiana at Iowa
Northwestern at Illinois
Purdue at Penn State
22 Michigan at Rutgers
Minnesota at Maryland
23 Nebraska at Michigan State
Wisconsin at Ohio State
25 Iowa at Maryland
Purdue at Michigan
25/26 Northwestern at Indiana
Penn State at Minnesota
Wisconsin at Michigan State
26 Illinois at Nebraska
28 Indiana at Purdue
Maryland at Rutgers
Ohio State at Penn State

MARCH

- 1 Michigan at Northwestern
Michigan State at Illinois
2 Iowa at Wisconsin
Nebraska at Minnesota
4 Illinois at Rutgers
Indiana at Ohio State
4/5 Purdue at Northwestern
5 Michigan at Nebraska
Michigan State at Maryland
Minnesota at Wisconsin
Penn State at Iowa

2017 NCAA TOURNAMENT

First Four

Dayton, Ohio • University of Dayton Arena
University of Dayton (Host) • March 14 & 15

First/Second Rounds

Buffalo, N.Y.
First Niagara Center
MAAC (Host)
March 16 & 18

Milwaukee, Wis.
BMO Harris Bradley Center
Marquette (Host)
March 16 & 18

Orlando, Fla.
Amway Center
UCF & Stetson (Hosts)
March 16 & 18

Salt Lake City, Utah
EnergySolutions Arena
Utah (Host)
March 16 & 18

Indianapolis, Ind.
Bankers Life Fieldhouse
Horizon, IUPUI (Host)
March 17 & 19

Tulsa, Okla.
BOK Center
Tulsa (Host)
March 17 & 19

Sacramento, Calif.
Entertainment and Sports Center
CSU Sacramento (Host)
March 17 & 19

TBD
March 17 & 19

Regionals

Midwest Regional
Kansas City, Kan.
Sprint Center
Big 12 (Host)
March 23 & 25

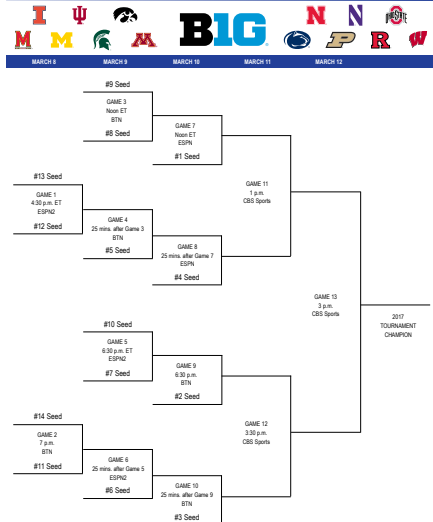
West Regional
San Jose, Calif.
SAP Center
Pac-12 (Host)
March 23 & 25

South Regional
Memphis, Tenn.
FedEx Forum
Memphis (Host)
March 24 & 26

East Regional
New York, N.Y.
Madison Square Garden
St. John's, Big East (Host)
March 24 & 26

2017 BIG TEN MEN'S BASKETBALL TOURNAMENT

MARCH 8-12 • VERIZON CENTER • WASHINGTON, D.C.



Final Four

Glendale, Ariz.
University of Phoenix Stadium
Arizona State (Host)
April 1 & 3



OPPONENT INFORMATION

ARIZONA
arizonawildcats.com
 Nov. 11 - Honolulu, Hawaii
 Coach: Sean Miller (308-108 overall)
 SID: Matt Ensor
ensoro@email.arizona.edu (520) 621-0916

ILLINOIS
fightingillini.com
 March 1 - Champaign
 Coach: John Groce (162-117 overall)
 SID: Derrick Burson
burson@illinois.edu (217) 333-1391

KENTUCKY
ukathletics.com
 Nov. 15 - New York
 Coach: John Calipari (662-187 overall)
 SID: Eric Lindsey
eric.lindsey@uky.edu (859) 257-3838

MARYLAND
umterps.com
 March 5 - College Park
 Coach: Mark Turgeon (364-218 overall)
 SID: Zach Bolno
zbolno@umd.edu (301) 314-1482

MISSISSIPPI VALLEY STATE
mvssports.com
 Nov. 18 - East Lansing
 Coach: Andre Payne (239-183 overall)
 SID: LaMonica Scott
lamonica.scott@mvsu.edu (662) 254-8378

NORTHWESTERN
nusports.com
 Dec. 30 - East Lansing
 Coach: Chris Collins (49-48 overall)
 SID: Nick Brilowski
brilowski@northwestern.edu (847) 467-3831

OLD DOMINION
odusports.com
 Nov. 25 - Atlantis, Bahamas (Possible)
 Coach: Jeff Jones (427-326 overall)
 SID: Grant Gardner
gagardne@odu.edu (757) 683-5520

PURDUE
purduesports.com
 Jan. 24 - East Lansing; Feb. 18 - W. Lafayette
 Coach: Matt Painter (263-139 overall)
 SID: Chris Forman
cforman@purdue.edu (765) 494-3201

TENNESSEE TECH
ttusports.com
 Dec. 10 - East Lansing
 Coach: Steve Payne (79-77 overall)
 SID: Mike Lehman
mlehmana@tntech.edu (931) 372-3088

WISCONSIN
uwbadgers.com
 Feb. 25/26 - East Lansing
 Coach: Greg Gard (15-8 overall)
 SID: Patrick Herb
PAH@athletics.wisc.edu (608) 890-2477

BAYLOR
baylorbears.com
 Nov. 24 - Atlantis, Bahamas (Possible)
 Coach: Scott Drew (248-171 overall)
 SID: David Kaye
david_kaye@baylor.edu (254) 710-4389

INDIANA
iuhoosiers.com
 Jan. 21 - Bloomington
 Coach: Tom Crean (338-215 overall)
 SID: J.D. Campbell
jc56@indiana.edu (812) 322-1437

LOUISIANA STATE
lsusports.net
 Nov. 25 - Atlantis, Bahamas (Possible)
 Coach: Johnny Jones (266-199 overall)
 SID: Kent Lowe
clowe@lsu.edu (225) 578-1864

MICHIGAN
mgoblue.com
 Jan. 29 - East Lansing; Feb. 7 - Ann Arbor
 Coach: John Beilein (740-441 overall)
 SID: Tom Wywrot
twywrot@umich.edu (734) 249-0306

NEBRASKA
huskers.com
 Feb. 2 - Lincoln; Feb. 23 - East Lansing
 Coach: Tim Miles (346-287 overall)
 SID: Shamus McKnight
smcknight@huskers.com (402) 472-2263

OAKLAND
goldengrizzlies.com
 Dec. 21 - East Lansing
 Coach: Greg Kampe (558-415 overall)
 SID: Scott MacDonald
macdona2@oakland.edu (248) 370-4008

ORAL ROBERTS
oruathletics.com
 Dec. 3 - East Lansing
 Coach: Scott Sutton (320-225 overall)
 SID: Blake Freeland
bfreeland@oru.edu (918) 495-7181

RUTGERS
scarletknights.com
 Jan. 4 - East Lansing
 Coach: Steve Pikiell (192-156 overall)
 SID: Kevin Lorincz
klorincz@scarletknights.com (732) 445-8112

VIRGINIA COMMONWEALTH
vcuathletics.com
 Nov. 24 - Atlantis, Bahamas (possible)
 Coach: Will Wade (65-36 overall)
 SID: Chris Kowalczyk
ckowalczyk@vcu.edu (804) 828-8818

YOUNGSTOWN STATE
ysusports.com
 Dec. 6 - East Lansing
 Coach: Jerry Slocum (129-211 overall)
 SID: Jamie Hall
jehall@ysu.edu (330) 941-1581

DUKE
goduke.com
 Nov. 29 - Durham
 Coach: Mike Krzyzewski (1,043-321 overall)
 SID: Cory Walton
cwalton@duke.edu (919) 668-1712

IOWA
hawkeyesports.com
 Feb. 11 - East Lansing
 Coach: Fran McCaffery (369-263 overall)
 SID: Matthew Weitzel
matthew-weitzel@uiowa.edu (319) 355-9411

LOUISVILLE
gocards.com
 Nov. 25 - Atlantis, Bahamas (Possible)
 Coach: Johnny Jones (745-262 overall)
 SID: Kenny Klein
kenny.klein@louisville.edu (502) 852-6581

MINNESOTA
gophersports.com
 Dec. 27 - Minneapolis; Jan. 11 - East Lansing
 Coach: Richard Pitino (69-65 overall)
 SID: Dan Reisig
dbrisig@umn.edu (612) 625-4389

NORTHEASTERN
gonu.com
 Dec. 18 - East Lansing
 Coach: Bill Coen (163-160 overall)
 SID: Betsy Devine
e.devine@northeastern.edu (617) 373-5715

OHIO STATE
ohiostatebuckeyes.com
 Jan. 15 - Columbus; Feb. 14 - East Lansing
 Coach: Thad Matta (422-139 overall)
 SID: Dan Wallenberg
wallenberg.1@osu.edu (614) 292-6861

PENN STATE
gopsusports.com
 Jan. 7 - Philadelphia
 Coach: Patrick Chambers (114-119 overall)
 SID: Alissa Clendenen
alissac@psu.edu (814) 863-3163

ST. JOHN'S
redstormsports.com
 Nov. 23 - Atlantis, Bahamas (Possible)
 Coach: Chris Mullin (8-24 overall)
 SID: Stephen Dombroski
dombrossa@stjohns.edu (718) 990-6897

WICHITA STATE
goshockers.com
 Nov. 25 - Atlantis, Bahamas (possible)
 Coach: Greg Marshall (424-168 overall)
 SID: Bryan Holmgren
bholmgren@goshockers.com (316) 978-5535



TV/RADIO ROSTER



**#0
KYLE
AHRENS**
G, 6-5, So.
Versailles, Ohio
Versailles



**#1
JOSHUA
LANGFORD**
G, 6-5, Fr.
Huntsville, Ala.
Madison Academy



**#3
ALVIN
ELLIS III**
G, 6-4, Sr.
Matteson, Ill.
Chicago De La Salle



**#5
CASSIUS
WINSTON**
G, 6-0, Fr.
Detroit, Mich.
U. of Detroit Jesuit



**#11
LOURAWLS
"TUM TUM"
NAIRN JR.**
G, 5-10, Jr.
Nassau, Bahamas
Sunrise Christian Acad.



**#13
BEN
CARTER**
F, 6-9, Gr.
Las Vegas, Nev.
Bishop Gorman



**#14
ERON
HARRIS**
G, 6-3, R-Sr.
Indianapolis, Ind.
Lawrence North



**#20
MATT
McQUAID**
G, 6-4, So.
Duncanville, Texas
Duncanville



**#22
MILES
BRIDGES**
F, 6-7, Fr.
Flint, Mich.
Huntington Prep



**#25
KENNY
GOINS**
F, 6-6, R-So.
Troy, Mich.
Warren Mott



**#30
MATT
VAN DYK**
F, 6-5, R-Sr.
Inlay City, Mich.
Inlay City



**#34
GAVIN
SCHILLING**
F, 6-9, Sr.
Chicago, Ill.
Findlay Prep



**#40
GREG
ROY**
G, 6-3, Jr.
Fort Worth, Texas
North Crowley



**#41
CONNER
GEORGE**
G, 6-3, R-Fr.
Okemos, Mich.
Okemos



**#44
NICK
WARD**
F, 6-8, Fr.
Gahanna, Ohio
Lincoln



**TOM
IZZO**
Head Coach
22nd Season



**DWAYNE
STEPHENS**
Associate Head Coach
14th Season



**MIKE
GARLAND**
Assistant Coach
17th Season



**DANE
FIFE**
Assistant Coach
6th Season



TOM IZZO

19

STRAIGHT NCAA
TOURNAMENTS

18

NBA DRAFT PICKS

12

BIG TEN TITLES
[REGULAR SEASON &
TOURNAMENT]

8

NATIONAL COACH
OF THE YEAR HONORS

7

FINAL FOUR
APPEARANCES



MICHIGAN STATE

MILES BRIDGES

BEN CARTER

MATT McQUAID

JOSHUA LANGFORD

KYLE AHRENS

KENNY GOINS

NICK WARD

CASSIUS WINSTON

CONNER GEORGE

GREG ROY

MATT VAN DYK

SPARTAN BASKETBALL

ELITE