

# MICHIGAN STATE



**MEDIA  
GUIDE**

## UNIVERSITY INFORMATION

Location	East Lansing, Mich.
Enrollment	50,351
Founded	1855
Nickname	Spartans
Colors	Green and White
President	Samuel L. Stanley Jr., M.D.
Athletics Director	Bill Beekman
Department Phone	(517) 355-1623
Conference	Big Ten
Arena/Capacity	Breslin Center/14,797
All-Time Record at Breslin	434-66/Since 1989
Press Row Phone	(517) 353-1626
Ticket Office Phone	(517) 355-1610 or 1-800-GO-STATE

## COACHING STAFF

Head Coach	Tom Izzo (Northern Michigan, '77)
MSU Record/Years	643-254/25
Overall Record/Years	643-254/25
Associate Head Coach	Dwayne Stephens (Mich. St., '93)
Assistant Coach	Doug Wojcik (Navy, '87)
Assistant Coach	Mark Montgomery (Mich. St., '92)
Special Assistant	Mike Garland (Northern Michigan, '77)

Director of Basketball Operations	Garrett Briningstool
Video Coordinator	Austin Thornton
Assistant Video Coordinator	Doug Herner
Executive Assistant	Garrett Briningstool
Office Coordinator	Marina Donatelli
Equipment Manager	Dave Pruder
Athletic Trainer	Nick Richey
Strength & Conditioning Coach	Marshall Repp
Assistant Dir. of Operations	Matt McQuaid

Basketball Office Phone	(517) 355-1643
Basketball Office Fax	(517) 432-1018
Basketball Mailing Address	534 Birch Road, Room 150 East Lansing, Mich. 48824

## ATHLETIC COMMUNICATIONS

Associate Director/Basketball Contact	Mike "Mex" Carey
Office Phone	(517) 355-2271
Carey's E-mail	carey@ath.msu.edu
Web Site	msuspartans.com
Mailing Address	550 S. Harrison Road East Lansing, Mich. 48823
Radio Network	Spartan Sports Network
Contact Person	Will Tieman
Phone	(517) 337-1776

## TEAM INFORMATION



## SPARTAN SOCIAL CORNER

2020-21 Overall Record	15-13
2020-21 Home Record	12-3
2020-21 Road Record	3-8
2020-21 Neutral Record	0-2
2020-21 Big Ten Record/Finish	9-11/t-8th
2020-21 Big Ten Home Record	7-3
2020-21 Big Ten Road Record	2-8
Final 2020 Ranking	ESPN/USA Today - NR; AP - NR
2021 Postseason	NCAA First Four
Returning Starters	1 (1 F)
Letterwinners Returning	9 (3 G, 5 F, 1 C)
Letterwinners Lost	6 (4 G, 2 F)
Top Returners	Joey Hauser (R-Sr., F, 9.7 ppg, 5.6 rpg) Gabe Brown (Sr., F, 7.2 ppg, 2.7 rpg) Malik Hall (Jr., F, 5.0 ppg, 4.2 rpg) Marcus Bingham Jr. (Sr., F, 3.5 ppg, 3.2 rpg)

Newcomers	4 (4 G)
Jaden Akins (G, 6-4, 180, Farmington, Mich.)	
Pierre Brooks (G, 6-6, 225, Fr., Detroit, Mich.)	
Max Christie (G, 6-6, 190, Fr., Arlington Heights, Ill.)	
Tyson Walker (G, 6-0, 175, Jr. Westbury, N.Y.)	

## PROGRAM HISTORY

First Season of Competition	1898-99
All-Time Record	1,782-1,128
NCAA Appearances	34
(1957, 1959, 1978, 1979, 1985, 1986, 1990, 1991, 1992, 1994, 1995, 1998, 1999, 2000, 2001, 2002, 2003, 2004, 2005, 2006, 2007, 2008, 2009, 2010, 2011, 2012, 2013, 2014, 2015, 2016, 2017, 2018, 2019, 2021)	
Final Four Appearances	10
(1957, 1979, 1999, 2000, 2001, 2005, 2009, 2010, 2015, 2019)	
NCAA Tournament Record	69-33
NCAA Championships	2 (1979, 2000)
Big Ten Championships	16
(1957, 1959, 1967, 1978, 1979, 1990, 1998, 1999, 2000, 2001, 2009, 2010, 2012, 2018, 2019, 2020)	
Big Ten Tournament Championships	6
(1999, 2000, 2012, 2014, 2016, 2019)	

**CREDITS** - The 2021-22 Michigan State Men's Basketball Media Guide is a production of the MSU Athletic Communications Office. Written, compiled and edited by Associate AD/Communications Matt Larson and Associate Director Mex Carey. Additional assistance from the Athletic Communications staff, interns Marshal Filipowicz and Emil Jodway and student assistant Dan Waller. Cover, template and player bio design by Director of Graphic Design Kyle Barnes. Editorial assistance from Director of Athletic Communications Jamie Baldwin, Athletic Communication associate director Ben Phlegar and assistant directors Jeff Barnes, Kara Fisher and Zach Fisher. Photos courtesy of Matthew Mitchell/Matthew Mitchell Photography; Dale Young/Detroit News; Rey Del Rio/Del Rio Images; NBA Photos; Naismith Memorial Basketball Hall of Fame; Bruce Schwartzman/Schwartzman Sports Photography; USA Basketball.



## 2021-22 SCHEDULE

## OCTOBER

Wed.	27	FERRIS STATE (exhibition)	East Lansing, Mich.	7 p.m.
------	----	---------------------------	---------------------	--------

## NOVEMBER

Thurs.	4	GRAND VALLEY STATE (exhibition)	East Lansing, Mich.	7 p.m.
Tues.	9	vs. Kansas (Champions Classic)	New York, N.Y.	7 p.m.
Fri.	12	WESTERN MICHIGAN	East Lansing, Mich.	6:30 p.m.
Wed.	17	at Butler (Gavitt Tipoff Games)	Indianapolis, Ind.	7 p.m.
Sat.	20	EASTERN MICHIGAN	East Lansing, Mich.	TBA

## Battle 4 Atlantis

Wed.	24	vs. Loyola Chicago	Nassau, The Bahamas	noon
Thurs.	25	vs. Auburn/UConn	Nassau, The Bahamas	noon/2:30 p.m.
Fri.	26	vs. Arizona State/Baylor/Syracuse/VCU	Nassau, The Bahamas	TBA

## DECEMBER

Wed.	1	LOUISVILLE (ACC/Big Ten Challenge)	East Lansing, Mich.	7:15 p.m.
Sat.	4	TOLEDO	East Lansing, Mich.	TBA
Wed.	8	at Minnesota *	Minneapolis, Minn.	9 p.m.
Sat.	11	PENN STATE *	East Lansing, Mich.	2 p.m.
Tues.	21	vs. Oakland	Detroit, Mich.	TBA
Wed.	29	HIGH POINT	East Lansing, Mich.	TBA

## JANUARY

Sun.	2	at Northwestern *	Evanston, Ill.	2 p.m.
Wed.	5	NEBRASKA *	East Lansing, Mich.	7 p.m.
Sat.	8	at Michigan *	Ann Arbor, Mich.	2:30 p.m.
Wed.	12	MINNESOTA *	East Lansing, Mich.	7 p.m.
Sat.	15	NORTHWESTERN *	East Lansing, Mich.	noon
Fri.	21	at Wisconsin *	Madison, Wis.	9 p.m.
Tues.	25	at Illinois *	Champaign, Ill.	7 p.m.
Sat.	29	MICHIGAN *	East Lansing, Mich.	12:30 p.m.

## FEBRUARY

Tues.	1	at Maryland *	College Park, Md.	7 p.m.
Sat.	5	at Rutgers *	Piscataway, N.J.	4/4:30 p.m.
Tues.	8	WISCONSIN *	East Lansing, Mich.	7 p.m.
Sat.	12	INDIANA *	East Lansing, Mich.	3:30 p.m.
Tues.	15	at Penn State *	University Park, Pa.	6:30 p.m.
Sat.	19	ILLINOIS *	East Lansing, Mich.	2:30 p.m.
Tues.	22	at Iowa *	Iowa City, Iowa	7 p.m.
Sat.	26	PURDUE *	East Lansing, Mich.	noon/2/4 p.m.

## MARCH

Thurs.	3	at Ohio State *	Columbus, Ohio	7 p.m.
Sun.	6	MARYLAND *	East Lansing, Mich.	4:30 p.m.
Wed. – Sun.	9-13	Big Ten Tournament	Indianapolis, Ind.	
Tues. – Wed.	15-16	NCAA Tournament – First Four	Dayton, Ohio	
Thurs. – Sun.	17-20	NCAA Tournament – First & Second Rounds		

Thurs. – Sun. 24-26

NCAA Tournament –

Regionals

## APRIL

Sat.–Mon.	2-4	NCAA Final Four	New Orleans, La.	
-----------	-----	-----------------	------------------	--



## 2021-22 SCHEDULE 3

## THE STAFF 4-22

Tom Izzo	6-14
Dwayne Stephens	15
Doug Wojcik	16
Mark Montgomery	17
Mike Garland	18
Thornton/Herner/Richey	19
Repp/Kovan/Pruder	20
Briningstool/McQuaid/Roberts	21
Support Staff	22
Managers/Office Assistants	23

## 2021-22 SPARTANS 25-69

Jaden Akins	25-26
Marcus Bingham Jr.	27-28
Pierre Brooks	29-30
Gabe Brown	31-32
Max Christie	33-34
Malik Hall	35-36
Joey Hauser	37-38
A.J. Hoggard	39-40
Steven Izzo	41-42
Julius Marble	43-44
Peter Nwoke	45-46
Michael Peterson	47-48
Mady Sissoko	49-50
Davis Smith	51-52
Tyson Walker	53-54
Jason Whitens	55-56
Game-By-Game Stats	57-69

## 2020-21 REVIEW 70-90

2020-21 Results	71
2020-21 Box Scores	72-88
2020-21 Statistics	89
2020-21 Big Ten Recap	90

## HISTORY &amp; TRADITION 91-120

1979 NCAA Champions	92
2000 NCAA Champions	93
Championship Teams	94-97
All-Americans	98-104
Retired Jerseys	105-06
Honors and Awards	107-113
Spartan NBA Draft Picks	114-115
Spartans In The NBA	115-116
NBA Honors	117
NBA Spartans All-Time Stats	118
USA Basketball	119
Spartan Captains	120

## SPARTAN RECORDS 121-202

Scoring Records	122-123
1,000-Point Scorers	124-130
Rebounding Records	131-132
Field-Goal Records	132-133
Free-Throw Records	134-135
3-Point Field Goal Records	135-136
Assist/Steal/Block Records	137-138
Miscellaneous Records	139
Freshman Records	140
Opponent Records	141
Breslin Center Records	142
All-Time Summary	143-144
Year-By-Year Statistics	145-146

Yearly Attendance	147
All-Time Coaching Records	148
Year-By-Year Results	149-175
All-Time Record Vs. Opp.	176-193
All-Time Letterwinners	194-202

## POSTSEASON HISTORY 203-221

Big Ten Tournament History	204-205
Big Ten Tournament Records	206
NCAA Tournament History	207-209
NCAA Tournament Records	210
NCAA Tournament Factoids	211
1957 Final Four	212
1979 Final Four	213
1999 Final Four	214
2000 Final Four	215
2001 Final Four	216
2005 Final Four	217
2009 Final Four	218
2010 Final Four	219
2015 Final Four	220
2019 Final Four	221

## MEDIA INFORMATION 222-253

Board of Trustees/President	223-24
Athletics Director Alan Haller	224-25
Breslin Center Information	226
Gilbert Pavilion/Izzo Hall of History	227
Media Information	228
Spartan Sports Network	229
BTI/Big Ten Conference	230
Composite Schedule	231
Opponent Information	232
TV/Radio Roster	233

## 2021-22 MICHIGAN STATE ROSTER

NO.	NAME	POS.	HT.	WT.	CLASS	HOMETOWN/HIGH SCHOOL
1	Pierre Brooks	G	6-6	225	Fr.	Detroit, Mich. / Frederick Douglass Academy
2	Tyson Walker	G	6-0	175	Jr.	Westbury, N.Y. / Christ the King (Northeastern)
3	Jaden Akins	G	6-4	175	Fr.	Farmington, Mich. / Sunrise Christian Academy (Kan.)
5	Max Christie	G	6-6	190	Fr.	Arlington Heights, Ill. / Rolling Meadows
10	Joey Hauser	F	6-9	230	R-Sr.	Stevens Point, Wis. / Stevens Point (Marquette)
11	A.J. Hoggard	G	6-4	210	So.	Coatesville, Pa. / Huntington Prep (W.Va.)
13	Steven Izzo	G	5-8	150	Jr.	East Lansing, Mich. / Lansing Catholic
14	Davis Smith	G	6-0	160	So.	Atlanta, Ga. / Westminster
20	Michael Peterson	G	6-7	205	Grad.	Rockford, Mich. / Rockford
22	Mady Sissoko	C	6-9	240	So.	Bafoulabe, Mali, West Africa / Wasatch Academy (Utah)
25	Malik Hall	F	6-7	225	Jr.	Aurora, Ill. / Sunrise Christian Academy (Kan.)
30	Marcus Bingham Jr.	F	7-0	230	Sr.	Grand Rapids, Mich. / GR Catholic Central
34	Julius Marble II	F	6-9	245	Jr.	Dallas, Texas / Dallas Jesuit
35	Peter Nwoke	F	6-7	215	Fr.	Lagos, Nigeria / Orchard Lake St. Mary's (Mich.)
43	Jason Whitens	G	6-5	205	R-Sr.	Powers, Mich. / Powers North Central
44	Gabe Brown	F	6-8	215	Sr.	Ypsilanti, Mich. / Belleville

HEAD COACH: Tom Izzo (27th Year)

ASSOCIATE HEAD COACH: Dwayne Stephens (19th Year)

ASSISTANT COACHES: Doug Wojcik (4th Year); Mark Montgomery (1st Year)

SPECIAL ASSISTANT TO THE HEAD COACH: Mike Garland (22nd Year)

DIRECTOR OF BASKETBALL OPERATIONS: Garrett Briningstool

VIDEO COORDINATOR: Austin Thornton

ASSISTANT VIDEO COORDINATOR: Doug Herner

ATHLETIC TRAINER: Nick Richey

EQUIPMENT MANAGER: Dave Pruder

STRENGTH &amp; CONDITIONING COACH: Marshall Repp

ASSISTANT DIRECTOR OF OPERATIONS: Matt McQuaid

GRADUATE MANAGERS: Manny Dosanjh, Ian Jones

## PRONUNCIATION GUIDE

Jaden Akins	A-kins
A.J. Hoggard	HOE-gard
Mady Sissoko	Mau-Dee Si-SO-ko
Peter Nwoke	NW-okay
Jason Whitens	White-ens





COACHES



27TH SEASON

TOM IZZO

HEAD COACH



23

STRAIGHT NCAA  
TOURNAMENTS  
(\*active streak)

22

NBA DRAFT  
PICKS

16

BIG TEN TITLES -  
REGULAR SEASON &  
TOURNAMENT COMBINED

8

NATIONAL COACH  
OF THE YEAR HONORS

8

FINAL FOUR  
APPEARANCES

Tom Izzo was enshrined in the Naismith Memorial Basketball Hall of Fame on September 9, 2016, cementing his status as one of the game's all-time greats.

Now in his 27th year, Izzo has compiled an impressive list of accomplishments, including the 2000 NCAA National Championship, 10 regular-season Big Ten Championships, six Big Ten Tournament titles, eight Final Four appearances, eight National Coach of the Year awards and a Big Ten-record 23 straight NCAA Tournament appearances.

These accomplishments, however, are not what make Izzo one of the best in the game, but rather it is his insatiable desire to accomplish more.

With a career record of 643-254, it's easy to see that Izzo knows how to win, but he also knows how to win the right way. In his 26 years directing the Spartan program, 85 per-cent of his players who completed their eligibility also left with a degree. In the last 22 years, 65 Spartans have received their undergraduate degrees.

In 26 seasons, Izzo has returned Michigan State to national prominence, placed his name in the NCAA record books and become a leader among college basketball coaches.

Izzo's 643 wins are fifth most by any coach in his first 26 seasons in the history of college basketball. In late November 2009, he passed his mentor Jud Heathcote (340 wins) to become MSU's all-time winningest coach. When the Spartans beat Ohio State in the quarterfinals of the 2019 Big Ten Tournament, Izzo won his 600th career game. He became one of only two Big Ten coaches with at least 300 conference wins when MSU beat Iowa, 78-70, on Feb. 25, 2020.

In the NCAA Tournament, Izzo is at his best, winning at a clip of .703 to rank fourth among all active coaches with at least 10 tournament games coached. His 52 NCAA Tournament wins are the most ever for a Big Ten coach, and rank sixth all-time.

A 2015 inductee into the Michigan Sports Hall of Fame, Izzo led MSU to seven Final Four appearances between 1999 and 2015, becoming just the fourth school in college basketball history to do it in any 17-year span, including just the third since the tournament field expanded to 64 teams in 1985. Izzo is one of just two coaches in NCAA history to reach four Final Fours in his first 10 years of coaching, joining Ohio State's Fred Taylor, and is just the second coach in NCAA history to appear in seven Final Fours in a 17-year span since the tournament expanded to 64 teams. His eight Final Four appearances rank fifth all-time, second among active coaches and first all-time among Big Ten coaches. Two stats stand out in Izzo's NCAA Tournament success: 1) MSU is 22-6 in the second game of an NCAA Tournament weekend 2) MSU is 14-11 as the lower-seeded team, while the 14 wins are the most in NCAA Tournament history for any coach.

Through 26 seasons, Izzo is one of the most successful coaches in Big Ten history. His .685 winning percentage in Big Ten games ranks third all-time among league coaches with at least 10 years of service. In all games, Izzo ranks fourth (.718). With 311 conference victories, Izzo ranks second all-time, trailing just Indiana's Bob Knight (353 wins), while also ranking second for most wins at a Big Ten institution (643), trailing just Knight (662).





## IZZO CAREER COACHING RECORD

YEAR	OVERALL	PCT.	BIG TEN	PCT.	FINISH	POSTSEASON
1995-96	16-16	.500	9-9	.500	7th	NIT Second Round
1996-97	17-12	.586	9-9	.500	T-6th	NIT Second Round
1997-98	22-8	.733	13-3	.813	T-1st	NCAA Sweet 16
1998-99	33-5	.868	15-1	.938	1st	NCAA Final Four
1999-2000	32-7	.821	13-3	.813	T-1st	NCAA Champion
2000-01	28-5	.848	13-3	.813	T-1st	NCAA Final Four
2001-02	19-12	.613	10-6	.625	5th	NCAA First Round
2002-03	22-13	.629	10-6	.625	T-3rd	NCAA Elite Eight
2003-04	18-12	.600	12-4	.750	T-2nd	NCAA First Round
2004-05	26-7	.788	13-3	.813	2nd	NCAA Final Four
2005-06	22-12	.647	8-8	.500	T-6th	NCAA First Round
2006-07	23-12	.657	8-8	.500	T-7th	NCAA Second Round
2007-08	27-9	.750	12-6	.667	4th	NCAA Sweet 16
2008-09	31-7	.816	15-3	.833	1st	NCAA Runner Up
2009-10	28-9	.757	14-4	.778	T-1st	NCAA Final Four
2010-11	19-15	.559	9-9	.500	T-5th	NCAA Second Round
2011-12	29-8	.784	13-5	.722	T-1st	NCAA Sweet 16
2012-13	27-9	.750	13-5	.722	T-2nd	NCAA Sweet 16
2013-14	29-9	.784	12-6	.667	T-2nd	NCAA Elite Eight
2014-15	27-12	.692	12-6	.667	T-3rd	NCAA Final Four
2015-16	29-6	.829	13-5	.722	2nd	NCAA First Round
2016-17	20-15	.571	10-8	.556	T-5th	NCAA Second Round
2017-18	30-5	.857	16-2	.889	1st	NCAA Second Round
2018-19	32-7	.821	16-4	.800	T-1st	NCAA Final Four
2019-20	22-9	.857	14-6	.700	T-1st	**
2020-21	15-13	.536	9-11	.450	T-8th	NCAA First Four
<b>25 Years</b>	<b>643-254</b>	<b>.718</b>	<b>311-143</b>	<b>.685</b>		

\*\* 2020 NCAA Tournament canceled due to COVID-19 pandemic.

Furthermore, Izzo brings stability to Michigan State basketball. Including 12 years as an assistant, the 2021-22 season is Izzo's 39th with the Spartans, as he is the longest serving active Big Ten men's basketball head coach. He is also a leader among his peers, serving as the NABC President from April 2010-April 2011, while currently serving as Director Emeritus. He's also held spots on the John R. Wooden Award Board of Governors and the USA Basketball Collegiate Committee.

Over the past 24 seasons, Izzo has compiled an impressive 610-226 (.730) record. A quick look at other stats further demonstrates the Spartans' success over that stretch: 293-125 (.701) in the Big Ten; 337-42 (.889) at the Breslin Center, including a Big Ten record 53-game winning streak; 138-117 (.541) against Top 25 teams (including four wins over No. 1-ranked teams); 84-39 (.683) in postseason play and 52-22 (.703) in the NCAA Tournament.

Individually, players have excelled under Izzo. Twelve Spartans (Charlie Bell, Mateen Cleaves, Paul Davis, Draymond Green, Gary Harris, Drew Neitzel, Adreian Payne, Mor-ris Peterson, Jason Richardson, Denzel Valentine, Miles Bridges and Cassius Winston) have earned some form of All-America honors. Valentine earned six different National Player of the Year awards in 2016 (Associated Press, Basketball Times, NABC, NBC, Sports Illustrated and USA TODAY Sports), and Green was named National Player of the Year by the NABC in 2012. Chris Hill was a three-time Academic All-American, including being named the Academic All-American of the Year in 2005, while Neitzel also earned Academic All-America accolades. In 2019-20, Winston be-came the third player in MSU history to earn multiple consensus All-American honors, while Xavier Tillman Sr. was named a Second Team Academic All-American.

Thirty-nine different players have earned all-conference recognition, including 14 different first-team honorees, six Big Ten Players of the Year (Cleaves, Green, Lucas, Peterson, Valentine, Winston), three Big Ten Freshmen of the Year (Gary Harris, Miles Bridges and Jaren Jackson Jr.) and three Big Ten Defensive Players of the Year (Travis Walton, Jackson Jr. and Tillman Sr.).

One of the reasons for Izzo's success is his ability to recruit some of the nation's most talented high school players. During his time as head coach, Izzo has recruited 15 McDonald's All-Americans (Mateen Cleaves - 1996, Jason Richardson - 1999, Marcus Taylor and Zach Randolph - 2000, Kelvin Torbert - 2001, Paul Davis - 2002, Shannon Brown and Brandon Cotton - 2003, Keith Appling - 2010, Brandon Dawson - 2011, Gary Harris - 2012, Deyonta Davis - 2015, Miles Bridges and Joshua Langford - 2016, Jaren Jackson Jr. - 2017). In addition, 12 of the last 23 Michigan Mr. Basketball award winners suited up for the Green and White (1999 - Richardson, 2000 - Taylor, 2001 - Torbert,



HEAD COACH **TOM IZZO**

2002 - Davis, 2004 - Drew Neitzel, 2009 - Derrick Nix, 2010 - Appling, 2012 - Matt Costello, 2015 - Davis, 2016 - Cassius Winston, 2018 - Foster Loyer, 2021 - Pierre Brooks), while Shannon Brown won the 2003 Illinois Mr. Basketball Award and Gary Harris won the 2012 Indiana Mr. Basketball Award.

But perhaps even more important to Izzo's success is his ability to take young talent and develop a player's skills, allowing him to grow as a player and go on to play professionally. Under Izzo, Michigan State has had 21 players selected in the NBA Draft, including 19 since 2000, 11 of whom were first rounders (Mateen Cleaves - 2000 first round, Morris Peterson - 2000 first round, Jason Richardson - 2001 first round, Zach Randolph - 2001 first round, Andre Hutson - 2001 second round, Marcus Taylor - 2002 second round, Erazem Lorbek - 2005 second round, Shannon Brown - 2006 first round, Maurice Ager - 2006 first round, Paul Davis - 2006 second round, Goran Suton - 2009 second round, Draymond Green - 2012 second round, Adreian Payne - 2014 first round, Gary Harris - 2014 first round, Brandon Dawson - 2015 second round, Denzel Valentine - 2016 first round, DeYonta Davis - 2016 second round, Jaren Jackson Jr. - 2018 first round, Miles Bridges - 2018 first round, Xavier Tillman Sr. - 2020 second round, Cassius Winston - 2020 second round).

While many players were high school All-Americans, Izzo took others who were not ranked in the top-75 coming out of high school, and turned them into NBA talent. In addition, Izzo-recruit Charlie Bell played in the NBA during the 2001-02 season after signing a free agent contract. After a successful stint overseas, Bell played seven more seasons in the NBA. Alan Anderson, a member of the 2005 Final Four team, signed a free agent contract and played two years with the Charlotte Bobcats and, after a stint in Europe, returned for five seasons back in the NBA. In more recent years, Kalin Lucas and Bryn Forbes have also played in the NBA after signing free agent contracts, while Aaron Henry signed a two-way contract with the Philadelphia 76ers in 2021. Numerous other former Spartans have enjoyed lucrative professional careers playing overseas.

Izzo has also emerged as a teacher, not only to his players, but also his assistant coaches. Two current Division I head coaches served as assistants to Izzo, including Brian Gregory (South Florida), and Tom Crean (Georgia). In total, eight former assistants have earned head coaching jobs. Current assistant Mike Garland spent three seasons as head coach at Cleveland State following an initial seven-year stint at MSU, while Stan Joplin was also head coach at Toledo for 12 seasons. Jim Boylen served as head coach at Utah for four seasons, Stan Heath served as head coach at Kent State, Arkansas and South Florida over 13 seasons and is now at Eastern Michigan. Doug Wojcik spent nine seasons between Tulsa and College of Charleston and Mark Montgomery was the head coach at Northern Illinois for 10 seasons.

Michigan State finished the 2020-21 season with a 15-13 overall record and advanced to the NCAA Tournament for the 23rd-straight season, the longest streak in Big Ten history and the third-longest active streak among Division I schools. In a season shortened to just 28 games due to the COVID-19 pandemic, the Spartans opened the season with six-straight non-league wins, including a 75-69 win at Duke in the Champions Classic. After starting the Big Ten Conference season with three-straight losses and a 2-7 record through nine games, MSU finished the season with a 7-4 mark against Big Ten opponents and closed out the regular season with five wins in its last seven games, including wins against No. 5 Illinois, No. 4 Ohio State and No. 2 Michigan.

The 2019-20 season finished with Michigan State clinching a share of the Big Ten regular season title for the third-straight year. The Spartans won their last five regular season games and six of the last seven overall, to finish 14-6 and claim a share of the title. While the postseason was canceled due to the COVID-19 pandemic, MSU finished the season with a 22-9 overall record and a 14-6 record in league play. The Spartans opened the season ranked No. 1 in the country in the Associated Press pre-season poll, the first time in program history the team was the top-ranked team in the preseason.

MSU finished the season ranked second in the country in assists per game (17.7), while also ranked fourth in field goal percentage defense (37.9 percent) and ninth in total rebounds per game (40.6). Of the 28 20-win seasons in Michigan State history, Izzo has been involved in 25 of them, 20 as a head coach and five as an assistant.

The 2018-19 season was among the most memorable in Michigan State history under Izzo. The Spartans finished with a 32-7 overall record, the fifth 30-win season under Izzo, won a share of the Big Ten regular season championship, won the Big Ten Tournament Championship for a conference-record sixth time and reached the Final Four for the eighth time in 21 years and the 10th time in program history. Along the way, MSU won the Las Vegas Invitational, beat Michigan three times, including a 65-60 decision in the Big Ten Tournament Championship, and toppled No. 1 Duke, 68-67, in the Elite Eight of the NCAA Tournament. MSU finished the year leading the nation in total rebounds (1,580) and total assists (715), while ranking among the top-10 in the country in six other categories: assists per game (3rd, 18.3 apg), total blocks (3rd,







205), field goal percentage defense (3rd, 38.1%), rebound margin (5th, 8.8 rpg), defensive rebounds per game (6th, 29.72 rpg) and blocked shots per game (7th, 5.3 bpg).

Michigan State finished the 2017-18 season with a 30-5 overall record, the fourth 30-win season under Izzo, advanced to the NCAA Tournament for a Big Ten-record 21st straight season and won the program's eighth Big Ten regular season championship. The Spartans set a school record for most wins in a regular season (28), won their first outright Big Ten Regular Season title since 2009, won 16 Big Ten Conference games for the first time and had the fewest losses in a regular season since the 2000-01

team went 24-3. The New Year started with MSU moving into the No. 1 spot in the national rankings for the fifth time in program history, and the fourth time under Izzo. The Spartans had win streaks of 14 games and 13 games during the season, earning a No. 3 seed in the Midwest Region of the NCAA Tournament. MSU finished the year leading the nation in assists per game (19.1), blocked shots per game (7.2), field goal percent-age defense (36.7%) and rebound margin (+10.7).

The 2016-17 season saw Michigan State advance to the NCAA Tournament for a Big Ten-record 20th straight season. It was not an easy road, however, to reach the postseason. Before the season started, the Spartans lost senior forwards Ben Carter and Gavin Schilling to season-ending knee injuries. MSU's November was arguably the toughest opening month in college basketball history. In addition to games against four ranked opponents, all away from home, the Spartans traveled more than 13,600 miles in 22 days with trips to Hawaii, New York, North Carolina and the Bahamas. In December, the Spartans played seven contests without leading scorer Miles Bridges. Despite all the adversity, including losing a third player, Eron Harris, to a season-ending knee injury in February, the Spartans pulled together and used a 5-2 mark in February to earn their way into the NCAA Tournament. When MSU defeated Miami in the first round of the NCAA Tournament, the Spartans secured their 20th win of the season. It was quite an accomplishment for a team that was one of the least experienced (321st) and shortest (291st) in the nation according to KenPom.com.

The 2015-16 season was a milestone year both for Coach Izzo and the Spartans. Michigan State opened the year by winning its first 13 games, establishing a new school mark for best start to a season. When the Spartans defeated Boston College on November 26, Izzo became the 91st coach in NCAA history to record 500 career wins, with at least 10 seasons in Division I, and just the eighth coach to accomplish the feat in his first 21 seasons. He also became just the 18th coach to win 500 career games in his first collegiate head-coaching stop, and was the eighth-fastest coach to reach 500 wins among those who did it all at one school, accomplishing the feat in 699 games.

On December 7, MSU rose to No. 1 in the regular-season polls for just the fourth time in school history, and the third time under Izzo. The Spartans would hold the top spot for a school-record four weeks. Following a perfect 13-0 non-conference slate, Michigan State would finish second in the Big Ten with a 13-5 mark. A victory over North-western gave Izzo 513 for his career, moving past Purdue's Gene Keady for second-most wins at a Big Ten School, trailing only Bob Knight (662). In the Big Ten Tournament, the Spartans defeated Ohio State, Maryland and Purdue to become the first school in Big Ten history to hold five conference tournament titles. The Spartans earned a No. 2 seed in the NCAA Tournament, where they were upset by No. 15 Middle Tennessee. MSU finished the season with a 29-6 record, matching the fourth-best win total in school history, as the Spartans' 26 regular-season victories equaled a school record. Izzo's Spartans were the only team in the nation to win 27 or more games every year from 2011-12 to 2015-16.

Statistically, the 2015-16 season was one of the most impressive in school history. Michigan State led the nation in 3-point field-goal percentage (.434), rebound margin (+11.4), assists per game (20.5) and total assists (719). The Spartans ranked in the top three in eight different categories, and in the Top 10 in 11 different categories. It marked the fifth time in Izzo's career that the Spartans led the nation in rebounding margin. MSU also set school single-season records for assists (719), 3-point field goals made (321) and blocked shots (177). The 719 assists were the 22nd-best total in NCAA history, while MSU recorded an assist on a nation's-best 71.3 percent of its field goals. At 79.8 points per game, the 2015-16 squad was the highest-scoring team of the Izzo era, and the highest-scoring team since 1985-86. In Big Ten Conference games, MSU led the conference in 12 stat categories and was ranked in the top three in 17 of the 21 stats.

The 2014-15 Spartans provided a lesson in resiliency and the power of togetherness. MSU opened the season ranked in the polls, but by Christmas, the Spartans had fallen out of the rankings. Following a home loss to Illinois on Feb. 7, the Spartans stood at 15-8, including just 6-4 in conference. MSU closed the regular season by winning six of its last eight games, including a final week that featured a come-from-behind home finale win over Purdue on Senior Day despite a first-half injury to Brandon Dawson, and a regular-season finale victory at Indiana without Dawson. In the Big Ten Tournament, MSU defeated Ohio State and No. 8 Maryland before falling to No. 6 Wisconsin in overtime. The Spartans were disappointed to have let a championship opportunity slip away, but entered the NCAA Tournament on a mission.

Having entered March just hoping to secure a spot in the NCAA Tournament, the postseason run turned a good season into a great one. As the No. 7 seed, MSU opened with a victory over No. 10 Georgia. In the third round, MSU faced No. 2 Virginia for the second-straight season, defeating the Cavaliers to advance to a nation's-best seventh Sweet 16 in the last eight seasons. At the East Regional in Syracuse, the Spartans trailed at the half against both No. 3 Oklahoma in the Sweet 16 and No. 4 Louisville in the Elite Eight, before rallying for a pair of victories to reach the Final Four. Making its na-



HEAD COACH **TOM IZZO****BY THE NUMBERS****Final Four Appearances By Big Ten Coach**

COACH	APPEARANCES
1. Tom Izzo (MSU) *	8
2. Bob Knight (Indiana)	5
3. Harold Olsen (Ohio State)	4
Fred Taylor (Ohio State)	4

**Career Big Ten Victories**

COACH	VICTORIES
1. Bob Knight (Indiana)	353
2. Tom Izzo (MSU) *	311
3. Gene Keady (Purdue)	265

**Consecutive NCAA Tournament Appear.**

COACH	APPEARANCES
1. Mike Krzyzewski (Duke) *	24
2. Tom Izzo (MSU) *#	23
Dean Smith (North Carolina)	23
# Active Streak	

**Final Four Appearances**

COACH	APPEARANCES
1. Mike Krzyzewski (Duke) *	12
John Wooden (UCLA)	12
3. Dean Smith (North Carolina)	11
4. Roy Williams (Kansas/UNC) *	9
5. Tom Izzo (MSU) *	8

**Final Four Appearances Since 1996**

(Izzo's First Season)

COACH	APPEARANCES
1. Tom Izzo (MSU) *	8
2. Roy Williams (Kansas/UNC) *	7
3. Mike Krzyzewski (Duke) *	5
4. John Calipari (Mass./Mem./UK) *	4

**NCAA Tournament Wins**

COACH	VICTORIES
1. Mike Krzyzewski (Duke) *	97
2. Roy Williams (Kansas/UNC) *	79
3. Dean Smith (North Carolina)	65
4. Jim Boeheim (Syracuse) *	57
5. Tom Izzo (MSU) *	52
6. Jim Calhoun (N' eastern/UConn)	49
Bill Self (Kansas) *	49
8. John Wooden (UCLA)	47

**Most Wins: First 26 Seasons**

COACH	VICTORIES
1. Roy Williams (Kansas/UNC) *	724
2. Bill Self (Tulsa/III./Kansas) *	680
3. John Calipari (Mass./Mem./UK) *	678
4. Jerry Tarkanian (LBSU/UNLV)	667
5. Tom Izzo (MSU) *	643

\* Active Coach

tion's-best seventh Final Four appearance in the last 17 seasons, MSU got off to a quick start against No. 1 Duke before falling to the eventual National Champion Blue Devils. MSU would finish 27-12, 12-6 in the Big Ten.

The senior class of 2015 finished tied for the second-winningest class in school history with 112 wins. The 2014-15 Spartans established school single-season records for as-sists (646) and blocks (176), while the 294 made 3-pointers were second-most in school history. Averaging 16.6 assists per game, the Spartans ranked first in the nation, while ranking seventh in assist-to-turnover ratio (1.5). Defensively, MSU posted a .396 field-goal percentage defense, marking the fourth-straight season that Spartan opponents shot less than 40 percent from the field.

The 2013-14 season was not short of highlights. It started early, with No. 2 MSU knocking off No. 1 Kentucky, 78-74, on Nov. 12 in Chicago, in what was the earliest game ever between No. 1 and No. 2. One week later, MSU ascended to No. 1 in the polls, a position it would hold for three weeks – establishing a school record at the time for the longest stay at No. 1. In late November, the Spartans captured the Coaches Vs. Cancer Tournament in Brooklyn, marking MSU's first regular-season, neutral-site tournament championship since December 1998.

Injuries proved to be a common storyline during the 2013-14 campaign, as six different players, including each one of MSU's top four scorers, missed multiple games due to injury or illness for a total of 29 games missed. In 19 of 38 games, including 13 of 18 Big Ten contests, the Spartans were without their full allotment of players due to injury. In nine games, Michigan State was without two of its regular rotation players. In total, 11 different Spartans started at least one game, as Izzo employed 15 different starting lineups. The fluctuation led to inconsistent results through much of the Big Ten slate, but by the end of the regular season, MSU was getting healthy.

Playing at full strength, the Spartans played at a different level in the postseason, steamrolling through the Big Ten Tournament. The championship game featured the third meeting of the season between in-state rivals Michigan State and Michigan, marking the first time the Spartans and Wolverines would meet in the conference tournament. Although UM won the two regular-season meetings, this was the first time MSU would feature a complete roster, pulling away early in the second half to capture the fourth tournament championship in school history with a 69-55 victory.

MSU entered the NCAA Tournament as the No. 4 seed in the East Region, but was al-so a popular pick to advance to the Final Four and even cut down the championship nets. In the second round, Adreian Payne scored an MSU NCAA Tournament record 41 points to defeat Delaware, 93-78. Two days later, the Spartans advanced to the Sweet 16 with an 80-73 win over Harvard. Playing in the East Regional in New York City's Madison Square Garden, Michigan State defeated No. 1 seed Virginia, 61-59. In the Elite Eight, the Spartans held a nine-point lead in the second half against Connecticut, but the eventual National Champion Huskies would rally for a 60-54 victory.

The 2013-14 Spartans finished with a 29-9 record, including 12-6 in the Big Ten, finishing tied for second. The 29 wins tied for the fourth-best total in school history, while MSU established single-season school records for assists (637), made 3-point field goals (307), and blocks (174). Michigan State led the conference in field-goal percent-age defense (.397), while ranking second in field-goal percentage (.474) and 3-point field-goal percentage (.392). The Spartans also finished with an all-time low 11.6 turn-overs per contest.

In 2012-13, the Spartans collected a 27-9 record, including 13-5 in the Big Ten, against perhaps the nation's most difficult schedule, playing 13 games against ranked opponents. The slate was especially difficult





down the stretch as 14 of MSU's last 18 games (postseason included) were against opponents that participated in the NCAA Tournament. Michigan State advanced to its 16th consecutive NCAA Tournament as the No. 3 seed in the Midwest Region, and advanced to the Sweet 16 for the fifth time in the last six seasons, ranking tied for the most in the nation.

On Jan. 16, 2013, Izzo recorded his 200th conference victory against Penn State, joining Mike Krzyzewski (Duke) and Jim Boeheim (Syracuse) as the only active coaches in a power conference with 200 conference wins at their current school. In April, Izzo received the Wayman Tisdale Humanitarian Award, honoring an individual in college basketball who has made a significant impact on society.

The Spartans proved to be dominant defensively once again in 2012-13, pacing the Big Ten in field-goal percentage defense (.390) and steals (8.0 spg), while ranking second in scoring defense (59.1 ppg) and third in 3-point field-goal percentage defense (.300). MSU also continued to be strong on the glass, ranking second in the Big Ten and 10th in the nation with a +7.6 rebound margin, marking the 11th time that an Izzo-coached team ranked in the Top 10 in the nation.

The 2011-12 season was one of Izzo's most rewarding as head coach. The Spartans entered the season unranked, returning only two players who averaged more than 20 minutes a game the previous season. MSU opened the year with neutral-site losses to No. 1 North Carolina and No. 6 Duke, but responded with 15 straight victories, including road wins at No. 23 Gonzaga and No. 18 Wisconsin, marking the Spartans' first win in Madison since 2001. Keyed by a mid-February win at No. 3 Ohio State, MSU would go on to capture a share of the Big Ten regular-season championship, the seventh of the Izzo era, and head to the Big Ten Tournament where it defeated Ohio State to capture the third Big Ten Tournament title in school history, and the first since 2000. Michigan State was rewarded with a No. 1 seed in the West Region of the NCAA Tournament, where it would advance to the Sweet 16 for the 10th time in the last 15 years, good for second most in the nation. MSU would finish with a 29-8 record.

Statistically, the Spartans finished the 2011-12 season ranked second in the nation in field-goal percentage defense (.379), the best effort by a Spartan squad since 1959. Once again, the Spartans were a dominant presence on the glass, ranking fifth in the nation in rebounding margin (+8.0), and pacing the Big Ten for the 12th time in the last 15 seasons, and the 13th time in his career.

For his efforts, Izzo was named the 2012 Big Ten Coach of the Year by both the league's media and coaches. He also was named Division I National Coach of the Year by the NABC, and was CBSSports.com's pick for national coach of the year as well.

The 2010-11 Spartans finished with a 19-15 mark and advanced to a 14th-straight NCAA Tournament. MSU faced a difficult regular-season schedule that included 18 of 33 games against the RPI Top 50 and 23 of 33 against the RPI Top 100.

Michigan State turned in another great season in 2009-10, capturing a share of a second-straight Big Ten Championship and advancing to a sixth Final Four in 12 seasons. With MSU's 106-68 victory over UMass in the sixth game of the season, Izzo recorded his 341st victory, becoming Michigan State's all-time winningest coach. The Spartans opened Big Ten play with a school-best 9-0 start and captured a share of the regular-season crown with a 14-4 mark. Overall, MSU would finish with a 28-9 record.

The Spartans opened the 2010 NCAA Tournament as a No. 5 seed and advanced through the first weekend with narrow victories over New Mexico State (70-67) and Maryland (85-83). In the Midwest Regional, the Spartans won two more close games, defeating Northern Iowa (59-52) and Tennessee (70-69) to advance to the program's eighth Final Four and the sixth in the last 12 seasons under Izzo.

Michigan State led the nation in rebounding margin for the fourth time in Izzo's career, out-rebounding opponents by a +8.6 margin.

The 2008-09 season was one of the best in the history of Spartan basketball. Michigan State advanced to its fifth Final Four in 11 seasons, becoming just the fifth school in the history of college basketball to accomplish that feat. During the regular season, the Spartans won the Big Ten Championship with a 15-3 league record, including a school-best 8-1 mark on the road. MSU won the league title by four games, equaling the second-greatest margin in conference history. Overall, Michigan State finished the season with a 31-7 record, the third-highest win total in school history. For his efforts, Izzo was named Big Ten Coach of the Year for the second time in his career.

In the NCAA Tournament, Michigan State advanced through the first weekend with wins over Robert Morris and USC. In the Sweet 16, the Spartans took out defending National Champion Kansas. In the Elite Eight, MSU beat No. 1 seed and No. 1 ranked Louisville, marking just the third victory over the top-ranked team in The Associated Press Top 25 in school history. At the Final Four in Detroit's Ford Field, the Spartans beat No. 1 seed Connecticut before eventually falling to North Carolina in the title game.

## ANYONE, ANYWHERE

Tom Izzo has consistently played one of the toughest schedules in America. With a willingness to play at home, on the road or a neutral site, his list of regular-season non-conference opponents reads like a who's who of top college basketball programs: Arizona, Arkansas, Baylor, Boston College, BYU, Connecticut, Duke, Florida, Florida State, Georgetown, Georgia Tech, Gonzaga, Iowa State, Kansas, Kentucky, Louisville, Marquette, Maryland, Miami (Fl.), Missouri, North Carolina, North Carolina State, Notre Dame, Oklahoma, Oklahoma State, Providence, Seton Hall, Stanford, Syracuse, Temple, Texas, UCLA, Utah, Virginia, Virginia Tech and Wichita State.

### Most Ranked Opponents Among Final Four Teams Since 1997-98

231	Michigan State
231	North Carolina
217	Duke
216	Texas
201	Kentucky
192	Michigan
189	Illinois



HEAD COACH **TOM IZZO****IZZO'S NBA PIPELINE**

Since Tom Izzo became head coach, 23 of his former Spartans have played in an NBA game. (Entering 2021-22)



**Maurice Ager, Alan Anderson, Keith Appling, Charlie Bell, Miles Bridges, Shannon Brown, Mateen Cleaves, Matt Costello, Deyonta Davis, Paul Davis, Branden Dawson, Jamie Feick, Bryn Forbes, Draymond Green, Gary Harris, Jaren Jackson Jr., Adreian Payne, Morris Peterson, Zach Randolph, Jason Richardson, Xavier Tillman Sr., Denzel Valentine, Cassius Winston**

Former video coordinator Jordan Ott is an assistant coach with the Brooklyn Nets.

Former managers and graduate managers have also found homes in the NBA. Steve Hettel is an assistant coach with the Portland Trailblazers. Dan Vincent is the video coordinator for the Cleveland Cavaliers. Zach Peterson is a player development coach with the Oklahoma City Thunder and Mike Pires is a scouting/personnel quality assurance assistant with the Brooklyn Nets. Andrew Henk is the head equipment manager for the Los Angeles Lakers. Brian Palazzolo is assistant video coordinator/advance scout with the Utah Jazz. Andrew Novak is a basketball operations associate with the Minnesota Timberwolves and Matt Palazzolo is a stats auditor for the National Basketball Association. Former athletic trainer Quinton Sawyer is now an assistant athletic trainer with the Charlotte Hornets. Sean Sheldon is the head video coordinator with the San Antonio Spurs.



Michigan State led the nation in rebounding margin for the third time in Izzo's career, out-rebounding opponents by a +9.3 margin. It marked the eighth time that an Izzo-coached team ranked in the top 10 in the nation. The Spartans also proved to possess a high-powered attack, leading the Big Ten in scoring offense (72.0 ppg).

Izzo directed Michigan State to a 27-9 record in 2007-08. The season finished with a trip to the Sweet 16 of the NCAA Tournament, marking MSU's seventh trip to the regionals in the last 11 years. The 27 wins marked the fifth-largest total in school history at the time, while the 24 regular-season victories were the then third-largest regular-season total for MSU. The Spartans were a perfect 17-0 at home, good for the first perfect home season since 2001 and the fourth in Breslin Center history.

The 2007-08 Spartans led the Big Ten in rebounding margin (+6.8). In league games, MSU paced the conference in field-goal percentage (.474) for the fifth-straight season, becoming the first school in league history to accomplish that feat.

Michigan State finished with a 23-12 mark in 2006-07. The Spartans had to overcome a large amount of adversity and a very difficult Big Ten schedule to advance to a 10th-straight NCAA Tournament. The Spartans also did something for the first time in school history – recording Michigan State's first home win over a No. 1-ranked team, with a 64-55 decision over Wisconsin.

The 2006-07 Spartans excelled by getting back to basics – rebounding and defense. On the glass, the Spartans led the Big Ten in rebounding margin (+7.0). Defensively, MSU allowed opponents just 57.2 points per game, the lowest total since the 1951-52 squad allowed 56.0 points. Opponents also shot just 38.4 percent from the field, the lowest percentage since 1958-59 (.379). Nationally, the Spartans ranked sixth in scoring defense and field-goal percentage defense and eighth in rebounding margin.

In 2005-06, Michigan State finished with a 22-12 mark. The Spartans played one of the nation's toughest schedules, playing more games against teams ranked in the RPI top-25 (13) and top-50 (18) than any other school. In Big Ten games, MSU led the conference in five stat categories including free-throw percentage (.781), field-goal percentage (.469), rebounding defense (30.1), rebounding margin (+4.2) and assists (15.81 apg).

Michigan State returned to the Final Four in 2005, becoming the only team to appear in four Final Fours between 1999 and 2005. The Spartans finished the season with a 26-7 mark, including 22-5 in the regular season. Since joining the Big Ten, only three Spartan teams finished the regular season with fewer losses.

In the NCAA Tournament, MSU defeated No. 1 Duke and No. 2 Kentucky in the Austin Regional, becoming the first team in tournament history to defeat the Blue Devils and the Wildcats in the same year. Despite losing to North Carolina in the Final Four, Izzo was named the 2005 Clair Bee Award winner, recognizing the Division I men's basketball coach who has made the most significant positive contribution to his sport.

Not only did the 2004-05 Spartans win, they were also statistically impressive, ranking in the top 15 nationally in six statistical categories, including free-throw percentage (3rd, .777), scoring margin (7th, +13.1), assists per game (10th, 17.1 apg), field-goal percentage (11th, .487), rebound margin (11th, +6.8) and scoring offense (13th, 78.5 ppg). MSU led the Big Ten in scoring for the second-straight year with 78.5 points per game – its highest scoring average since 1985-86 (83.1 ppg).

During the season, Izzo recorded his 232nd win at MSU, moving past Benjamin Van Alstyne for the second most number of career wins in Spartan coaching history. In the summer of 2005, Izzo traveled to Kuwait to take part in "Operation Hardwood - Hoops With The Troops." Izzo was one of eight coaches and sports personalities coaching 13-member military basketball teams on Camp Arifjan, Kuwait, from Aug. 27-31. Camp Arifjan defeated



the other bases to win the championship under the direction of Coach Izzo. Izzo made a return trip to Kuwait in May 2006.

In 2003-04, MSU opened the season with a 5-7 mark after taking on one of the most difficult non-conference schedules in NCAA history. Rather than give up, Izzo and the Spartans rallied to win 12 of the next 15 games, finishing just one game out of first place in the Big Ten at 12-4. For the year, MSU posted an 18-12 mark. Michigan State became the first team in Big Ten history to lead the conference in scoring offense (71.3 ppg), field-goal percentage (.522), 3-point field-goal percentage (.434) and free-throw percentage (.777) in the same season.

On Feb. 4, 2004, MSU defeated Iowa, 89-72, as Izzo recorded the 200th victory of his Spartan career, becoming just the third coach in MSU history to accomplish that feat. He also became the eighth head coach in NCAA history to record 200 wins in his first nine seasons. Ten days later, Izzo became just the third coach in Big Ten history to record 100 league wins in his first nine seasons, joining Bob Knight and Gene Keady as MSU defeated Minnesota, 69-58, on Feb. 14.

The 2002-03 season was a study in perseverance. Izzo rallied his team to win the final four regular-season games and eight of the last 10 conference games to finish 10-6 in the Big Ten, good for third place in the league. Michigan State made even bigger noise during the NCAA Tournament. The No. 7 seed Spartans easily dismissed Colorado in the first round, setting up a matchup with the No. 2 seed Florida Gators. The Spartans shocked many experts with a 68-46 victory in the Gators' home state. In the Sweet 16, MSU defeated defending national champion Maryland in a thrilling two-point game, before eventually falling to the No. 1 seed Texas Longhorns in the Lone Star State.

The Elite Eight appearance was the fourth for MSU between 1999 and 2003. During that time period, no other school made more than two trips. In fact, since the NCAA Tournament expanded to 64 teams in 1985, just four programs (Duke, Kentucky, Michigan State and North Carolina) have advanced to four Elite Eights in any five-year period.

The 2001-02 season may prove to be one of Izzo's finest. Despite losing 81 percent of the scoring load from 2000-01, and having three key players miss several games with injuries, Izzo led the Spartans to a 10-6 Big Ten mark (19-12 overall), finishing just one game out of first place. MSU won 10 of the last 13 regular-season games and earned a spot in the NCAA Tournament.

In 2000-01, Izzo earned NABC National Coach of the Year and District 11 Coach of the Year honors for leading Michigan State to its third straight Final Four and fourth straight regular-season Big Ten Championship. MSU became just the fourth school in Big Ten history to win four-straight league titles.

MSU opened the season by winning its first 12 games to establish the best start in school history. On Dec. 25, 2000, the Spartans earned the top spot in The Associated Press Top 25, marking the first time they held the No. 1 position in the AP Poll since 1979. In Big Ten action, Michigan State posted a 13-3 record to win a share of the league crown. The Big Ten finale vs. Michigan marked Izzo's 100th Big Ten game. Through his first 100 games, Izzo posted a 72-28 mark, the fifth-best record in Big Ten history.

In the 2001 NCAA Tournament, Izzo guided the Spartans to a third-straight Final Four. For a third consecutive season, Michigan State earned a No. 1 seed. MSU won the first three games by double figures, establishing a record with nine straight NCAA Tournament victories by double digits. When

## THE TOM IZZO FILE

### BORN

January 30, 1955, Iron Mountain, Mich.

### HIGH SCHOOL

Iron Mountain High School

### COLLEGE CAREER

Northern Michigan University, Guard, 1973-77

### COLLEGE DEGREE

Northern Michigan, 1977

### COLLEGE HONORS

1977 Team MVP

1977 Division II All-American (third-team)

Established school season record for minutes played

### COACHING CAREER

Head Coach, Ishpeming High School, 1977-78

Assistant Coach, Northern Michigan, 1979-83

Assistant Coach, Michigan State, 1983-86

Assistant Coach, Tulsa, May-June 1986

Assistant Coach, Michigan State, June 1986-90

Associate Head Coach, Michigan State, 1990-95

Head Coach, Michigan State, 1995-Present

### COACHING HONORS

Head Coach, 1997 Big Ten All-Star Team

1998 Associated Press National Coach of the Year

1998 Basketball News National Coach of the Year

1998 USBWA National Coach of the Year

1998 Big Ten Coach of the Year

1998 Basketball Times Midwest Region Coach of the Year

1999 Basketball Times National Coach of the Year

1999 NABC District 11 Coach of the Year

2000 NABC District 11 Coach of the Year

2000 USBWA District V Coach of the Year

2001 NABC National and District 11 Coach of the Year

USA Basketball Assistant Coach, 2001 Goodwill Games

Head Coach, 2002 NABC All-Star Game

USA Basketball Head Coach, 2003 Pan-Am. Games

2005 Clair Bee Coach of the Year

2009 Big Ten Coach of the Year

2011 John R. Wooden Legends of Coaching Honoree

2012 Big Ten Coach of the Year

2012 NABC National and District 7 Coach of the Year

2012 CBSSports.com National Coach of the Year

2013 Wayman Tisdale Humanitarian Award

### OTHER HONORS

1990 Inductee, Northern Michigan Univ. Hall of Fame

1998 Inductee, Upper Peninsula Hall of Fame

2011 Inductee, National Italian-American Sports Hall of Fame

2015 Inductee, Michigan Sports Hall of Fame

2016 Inductee, Naismith Memorial Basketball Hall of Fame

### FAMILY

Wife - Lupe

Daughter - Raquel (son-in-law, Matthew McDonald)

Son - Steven





## HEAD COACH **TOM IZZO**

MSU defeated Temple, 69-62, in the South Regional Final, the Spartans became just the ninth school to reach three-straight Final Fours and just the third since the NCAA Tournament field expanded to 64 teams in 1985. On the season, MSU finished with a 28-5 record.

Michigan State led the nation in rebound margin for the second straight season at +15.4 boards per game, tying the fifth-largest margin in Division I history (greatest since 1980). The Spartans also ranked 13th in the nation in scoring defense (61.8 ppg).

In 1999-2000, Michigan State captured the second NCAA Championship in school history and its third straight regular season Big Ten Championship. MSU also won at least 30 games for the second straight season, posting a 32-7 mark, becoming just the second Big Ten school to accomplish that feat. The 65 wins over the 1998-99 and 1999-2000 seasons were the greatest two-year total in the history of the Big Ten. MSU also repeated as Big Ten Tournament champions.

Izzo led MSU to consecutive Final Fours for the first time in school history. For his efforts, Izzo was named USBWA District V Coach of the Year and NABC District 11 Coach of the Year. Izzo also recorded his 100th career victory in a Jan. 11, 2000, 77-71 overtime win over Indiana in the Breslin Center.

For the second consecutive season, Michigan State earned a No. 1 seed in the Midwest Region of the NCAA Tournament. After disposing of Valparaiso and Utah in Cleveland, the Spartans moved on to the Sweet 16 at the Palace of Auburn Hills, where they recorded come-from-behind victories versus Syracuse and Iowa State. In the Final Four, MSU defeated Wisconsin for the fourth time that season. The Spartans then captured their second NCAA title in school history, defeating Florida, 89-76.

In 1998-99, Izzo directed the Spartans on a magical run to the program's first appearance in the NCAA Final Four since 1979. Michigan State posted a record of 33-5, establishing a school record for most wins in a season. For his efforts, Izzo was named the Basketball Times National Coach of the Year and the National Association of Basketball Coaches (NABC) District 11 Coach of the Year. Throughout the Big Ten season, Michigan State established itself as the class program of the conference. Izzo directed the school to its second-straight Big Ten title. The Spartans followed up a 15-1 Big Ten regular season by capturing their first Big Ten Tournament championship. The 15 league wins tied a school record for most victories in conference play, while the Spartans' 93.8 winning percentage established a school record.

Whereas MSU's success in 1998-99 was expected, the Spartans took the college basketball world by storm in 1997-98. Izzo became the first MSU coach to earn Associated Press National Coach of the Year honors, leading MSU to a 22-8 record and a share of the Big Ten title. The Spartans posted a 13-3 mark in conference, earning Izzo Big Ten Coach of the Year honors.

Over the course of the 1997-98 season, Izzo and his team finished the year ranked No. 10 nationally by USA Today/ESPN, marking the first time the Spartans had finished in the Top 10 since 1995. In addition to his AP award, Izzo was named National Coach of the Year by Basketball News and the United States Basketball Writers Association (USBWA). Basketball Times selected Izzo as its MidEast Coach of the Year.

During Izzo's first season as head coach in 1995-96, he

directed the Green and White to an overall slate of 16-16, including 9-9 in the Big Ten. Izzo recorded four wins over Top 25 teams. In 1996-97, Izzo guided the Green and White cagers to an overall mark of 17-12, including a Big Ten ledger of 9-9. Izzo led the Spartans to the second round of the NIT in each of his first two seasons.

In his 39th season as a member of the MSU coaching staff, Izzo has been with the Spartan program since taking a part-time assistant coaching position in 1983. An assistant coach with the Spartans from 1983-86, Izzo left MSU in May of 1986 to become the top assistant and recruiting coordinator at Tulsa. But, on June 10 of the same year, Izzo returned to East Lansing when Spartan assistant Mike Deane left to become head coach at Siena College.

Known as a tireless worker both on the recruiting trail and in the office, his hard work and loyalty were rewarded in July 1990, when Jud Heathcote appointed him associate head coach. His dutiful efforts were further recognized when, on March 30, 1993, then-MSU Athletics Director Merrily Dean Baker recommended both a one-year contract extension for Heathcote through the 1994-95 season and that Izzo be appointed head coach upon Jud's retirement. The MSU Board of Trustees accepted both recommendations on April 9, 1994.

Izzo originally came to MSU from Northern Michigan, where he had been an assistant from 1979-83. He was named a part-time assistant at MSU in September 1983. When former assistant Edgar Wilson left in November 1983, Izzo became a full-time assistant.

Izzo played guard for NMU's basketball team from 1973-77, and was voted the team's MVP as a senior. He was also a third-team Division II All-America pick that year and established the Wildcat record for most minutes played in a season. Following his graduation from NMU in 1977, Izzo took over as head coach at Ishpeming High School and served in that position for the 1977-78 campaign.

A native of Iron Mountain, Michigan, Izzo and former NFL head coach Steve Mariucci were Iron Mountain High School teammates in football, basketball, baseball and track. As college roommates at Northern Michigan, Izzo walked on to the basketball team, while Mariucci did the same with football. Both would go on to earn Division II All-America honors. Despite their busy schedules, they remain the closest of friends. For 10 years, they co-hosted a golf tournament in Iron Mountain to raise money for the community, including a fitness center for the high school.

In 1990, Izzo was inducted into the Northern Michigan University Hall of Fame and was selected as an inductee into the Upper Peninsula Hall of Fame during the summer of 1998. He was inducted into the National Italian-American Sports Hall of Fame in 2011, and the Michigan Sports Hall of Fame in 2015. He received the sport's ultimate honor when his election into the Naismith Memorial Basketball Hall of Fame was announced on April 4, 2016. He was officially enshrined in Springfield, Massachusetts, on Sept. 9, 2016.

In 2001, Izzo received honorary degrees from both Northern Michigan and Michigan State, delivering the commencement address at both graduation ceremonies.

Izzo is also an active volunteer in the community. Among his many efforts, he is very active with Coaches Vs. Cancer, Volunteers of America and Sparrow Hospital. In 2009, Izzo was presented the Coaches Vs. Cancer Champion Award, recognizing his work and leadership in the fight to save lives from cancer.



ASSOCIATE HEAD COACH **DDWAYNE STEPHENS****19TH SEASON****PLAYING EXPERIENCE**

Michigan State (1989-1993)

1992 Team MVP

1993 Team Captain

**COACHING EXPERIENCE**

Oakland University (1997-99)

- Assistant Coach

Marquette (1999-2003)

- Assistant Coach

Michigan State (2003-Present)

- Assistant Coach (2003-12)

- Assoc. Head Coach (2012-Present)

Dwayne Stephens is in his 19th season as an assistant coach at Michigan State, and his 10th as associate head coach.

Stephens' many responsibilities include player development, scouting and recruiting. He has worked closely with eight Spartans selected in the last 10 NBA Drafts, including six frontcourt players (Draymond Green, Adreian Payne, Brandon Dawson, Deyonta Davis, Miles Bridges and Jaren Jackson Jr.). Bridges returned to school after being named Big Ten Freshman of the Year in 2016-17 and was a consensus Second Team All-American selection. In 2017-18, Jackson was the first Big Ten player since 2007 to be named the Big Ten Freshman of the Year and the Big Ten Defensive Player of the Year in the same season. Davis developed into an NBA draftee after just one season. Dawson finished his career as MSU's all-time leader in blocked shots. Payne developed into a two-time All-Big Ten performer and a first-round pick in the 2014 NBA Draft.

Under Stephens' tutelage, Green was the 2012 NABC Division I Player of the Year, a Consensus First-Team All-American and won Big Ten Player of the Year honors. Green also finished his career as MSU's all-time leading rebounder, leading the conference in rebounding as a senior at 10.6 rpg, after finishing third in the league as a sophomore and junior. Spartan center Paul Davis was a three-time All-Big Ten honoree, including earning first-team all-conference and Associated Press honorable mention All-America honors in 2003-04, while finishing among the top 10 scorers and rebounders in MSU history. In 2009, All-Big Ten performer Goran Suton led the Big Ten in rebounding, one season after ranking second in the conference. Davis and Suton were also selected in the NBA Draft. Last year, Xavier Tillman Sr. was named the Big Ten Defensive Player of the Year and was a Second Team All-Big Ten selection. In total, 27 different Spartans have earned some form of All-Big Ten recognition during his time on staff, while MSU has posted a 454-176 record in 18 seasons.

The Spartans led the nation in rebounding in 2009, 2010, 2016 and 2019, and have paced the Big Ten in 10 of his 18 seasons.

Stephens has coached in 19 straight NCAA Tournaments, including the 2003 Final Four with Marquette and the 2005, 2009, 2010, 2015 and 2019 Final Fours with MSU. He has helped guide MSU to six Big Ten Championships and four Big Ten Tournament titles. Each of the top 10 seasons in MSU history for blocks have occurred since Stephens joined the coaching staff, including a school-record 251 in 2018 and 205 in 2019, the second-best mark.

Stephens is recognized as one of the top recruiters in the nation, playing a major role in many highly-ranked recruiting classes. In May 2020, The Stadium listed Stephens as the top assistant coach in the Big Ten Conference. The 2016-17 season was the top assistant coach in the Big Ten. A May 2014 article by Jeff Goodman and Jay Bilas at ESPN.com named Stephens as one of the Top 15 head coaching candidates among assistant coaches. In 2013, he was mentioned in an ESPN.com article as one of the Top 15 Recruiting Assistants according to a vote of his peers. In 2012, Bleacher Report listed him among the Top 10 Best Assistant Coaches and the Top 10 Recruiters. He was among the top five coaches on a list of the "Top 25 High-Major Assistants," according to FoxSports.com in 2010. In 2008, he was listed among the top 20 High-Major Assistants in the nation by Goodman at FoxSports.com. He was named a Rivals.com Class of 2006 Top 25 Recruiters.

A Ferndale, Michigan native, Stephens was a four-year letterwinner at MSU from 1989-93. In his four seasons, MSU posted an 84-38 overall record and made four postseason appearances, as Stephens never missed a game. As a freshman, Stephens was a third-team selection on Basketball Weekly's Freshman All-America Team and scored the game-winning basket in a 72-70 victory over Purdue that clinched the Big Ten Championship. In 1990-91, he was the recipient of MSU's Best Defensive Player Award on a squad that advanced to the second round of the NCAA Tournament.

Stephens earned MVP honors as a junior, averaging 11.2 points, 5.0 rebounds and 2.8 assists. He was named honorable mention All-Big Ten and was the recipient of MSU's Most Improved Player Award. In two NCAA Tournament games, Stephens averaged 16.0 points. As a senior co-captain in 1992-93, he averaged 9.1 points, 5.6 rebounds and 3.5 assists. He was named MSU's Best Defensive Player and earned a spot on the Basketball Weekly Honorable Mention All-Midwest Team. Following the conclusion of his collegiate career, Stephens played three professional seasons in Europe.

Prior to returning to his alma mater, Stephens spent four years (1999-2003) as an assistant at Marquette under former MSU assistant Tom Crean. In 2001, Brian Wardle became the school's first-ever first-team All-Conference USA honoree. Marquette made back-to-back NCAA Tournament appearances in 2002 and 2003, advancing to the Final Four in 2003. Dwyane Wade was a two-time all-league performer and earned First-Team All-America honors from The Associated Press in 2003. The Golden Eagles posted a 27-6 record in 2003, winning a Conference USA regular-season title.

Stephens spent the 1997-98 and 1998-99 seasons as an assistant coach at Oakland University, where the Golden Grizzlies compiled a 27-27 two-year record. The 1998-99 campaign marked Oakland's first season as a Division I member.

In May 2019, Stephens was one of 12 coaches to be inducted into the inaugural class of the A STEP UP Assistant Coaches Hall of Fame in Atlanta.

Stephens earned a bachelor's degree in criminal justice from MSU in 1993. His family includes his wife Sarah, daughters, Taylor and Skylar, and son, Noah.



# ASSISTANT COACH **DOUG WOJCIK**

## 4TH SEASON



### PLAYING EXPERIENCE

Navy (1983-87)  
Three-straight NCAA Tournaments  
1986 Elite Eight

### COACHING EXPERIENCE

Navy (1990-99)  
- Assistant Coach  
Notre Dame (1999-2000)  
- Assistant Coach  
North Carolina (2000-03)  
- Assistant Coach  
Michigan State (2003-04)  
- Assistant Coach  
Michigan State (2004-05)  
- Associate Head Coach  
Tulsa (2005-12)  
- Head Coach  
College of Charleston (2012-14)  
- Head Coach  
Gonzaga (2015-16)  
- Special Assistant to the Head Coach  
East Carolina (2017-18)  
- Assistant Coach  
Michigan State (2018-21)  
- Recruiting Coordinator  
Michigan State (2021-present)  
- Assistant Coach

Doug Wojcik, a veteran college basketball coach with more than 25 years of experience, returned to Michigan State prior to the 2018-19 season and was named an assistant coach in June 2021.

Wojcik rejoined the MSU program in 2018 as Tom Izzo's recruiting coordinator and helped to spearhead a 2021 recruiting class that ranked No. 6 nationally, including McDonald's All-American Max Christie.

He spent two years at MSU as an assistant coach and associate head coach and was part of the 2005 Final Four Team.

Wojcik spent the 2017-18 season as an assistant at East Carolina and was a special assistant to Gonzaga head coach Mark Few during the 2015-16 season, helping the Bulldogs win their fourth-straight West Coast Conference title and earn their 18th consecutive NCAA Tournament bid.

Wojcik has nine years of head coaching experience, compiling a career record of 178-121 during stints at Tulsa (2005-12) and the College of Charleston (2012-14), leading four teams into postseason play, averaging 20 wins per season and transitioning both programs to higher-ranked conferences.

During his seven seasons at Tulsa, Wojcik posted four consecutive 20-win seasons, advanced to consecutive Conference USA Tournament championship games in 2008 and 2009, won the inaugural College Basketball Invitational (CBI) title in 2008 and received two NIT at-large bids in 2009 and 2010. He is the all-time winningest head coach in Tulsa history with 140 victories.

Following his tenure at Tulsa, Wojcik served as head coach at the College of Charleston for two seasons. He led his team to 24 wins, the Southern Conference tournament championship game and a CBI appearance during his first season and a two-year overall record of 38-29.

Wojcik spent 20 years as an assistant coach, at the U.S. Naval Academy, Notre Dame, North Carolina, Michigan State, Gonzaga and East Carolina helping 10 teams reach the NCAA Tournament.

Wojcik has helped recruit seven McDonald's All-Americans, four of whom were first round NBA Draft picks. In addition, he has coached or recruited 25 NBA players, developing 10 first-round draft picks.

Wojcik began his coaching career in 1990-91 as an assistant at his alma mater, Navy. During his nine-year stay helped the Midshipmen reach the NCAA Tournament three times, in 1994, 1997 and 1998.

A three-year starter and team captain at the U.S. Naval Academy, Wojcik led the Mids to three consecutive Colonial Athletic Association (CAA) titles and NCAA Tournament appearances, including an Elite Eight trip in 1986, with a combined record of 82-17 during that span. He was named to the CAA's Silver Anniversary Team.

A 1987 graduate with a

bachelor's degree in physical science, Wojcik was commissioned as a Naval Officer and attended Surface Warfare Officer School in Newport, R.I. He was assigned to the USS W.S. Sims out of Mayport, Fla., where he served as First Lieutenant and Engineering Officer for two years prior to beginning his coaching career.

A native of Wheeling, W.Va., Wojcik played high school basketball for legendary Xavier and Wake Forest coach Skip Prosser. Wojcik and his wife, Lael, have two sons, Paxson and Denham. Paxson is a junior men's basketball player at Brown and Denham is a freshman men's basketball player at Harvard.





**1ST SEASON****PLAYING EXPERIENCE**

Michigan State (1988-92)  
 All-Big Ten Third Team (1992)  
 1992 Team Captain  
 Two-time Academic All-Big Ten

**COACHING EXPERIENCE**

Central Michigan (1997-2001)  
     - Assistant Coach  
 Michigan State (2001-07)  
     - Assistant Coach  
 Michigan State (2007-10)  
     - Associate Head Coach  
 Northern Illinois (2011-20)  
     - Head Coach  
 Detroit Mercy (2020-21)  
     - Assistant Coach  
 Michigan State (2021 – Present)  
     - Assistant Coach

Four team. Montgomery ranks sixth on the career assists chart (561) after leading the team in assists as a junior (169) and senior (190). He also ranks fourth on the MSU career steals list (168).

A two-time Academic All-Big Ten honoree, he earned his bachelor's degree in food industry management from Michigan State in 1992.

Following his graduation, Montgomery played professionally for four years in Germany, Lithuania and Sweden.

A native of Inkster, Mich., Montgomery starred in the prep ranks at Aquinas High School.

Montgomery and his wife, Alexandra, have two sons, Mason and Nicholas.

Mark Montgomery returned to his alma mater in June 2021 for his second stint on Tom Izzo's staff. He joined initially as the program's recruiting coordinator, but was moved into an assistant coaching role in October 2021.

Montgomery, a four-year starter at Michigan State under the legendary Jud Heathcote, was an assistant coach under Tom Izzo for 10 seasons.

He comes to Michigan State after spending the second half of the 2020-21 season on the staff at the University of Detroit Mercy.

Montgomery was head coach at Northern Illinois for the last 10 seasons and took the program to new heights, leading the team to both a postseason appearance and a victory over a ranked opponent. His 124 wins were the third-most in school history and his 21-win campaign in 2015-16 was tied for the second-most victories in school history. He led the team to a share of the MAC West Division crown in 2019-20 and under his watch, his student-athletes accumulated three NABC All-District honors, six All-MAC honors, four MAC All-Freshman Team recognitions and one Lou Henson All-America Team selection.

During his 10 seasons on Izzo's staff at MSU (2001-11), the Spartans made 10-straight trips to the NCAA Tournament and three Final Four appearances. He coached 26 All-Big Ten players and six NBA Draft picks.

Montgomery started his coaching career at Central Michigan in 1997-98. Following a 6-23 season in 1999-2000, the Chippewas made a worst-to-first turnaround the following season as they finished the 2000-01 campaign with a 20-8 record, winning the MAC with a conference mark of 14-4.

An All-Big Ten Third Team selection under Heathcote as a senior in 1992, Montgomery ended his career as the all-time leader in games played (125), was part of the 1990 Big Ten Championship team, three NCAA Tournament teams and an NIT Final



SPECIAL ASSISTANT TO THE HEAD COACH **MIKE GARLAND****22ND SEASON****PLAYING EXPERIENCE**

Northern Michigan (1974-77)

**COACHING EXPERIENCE**

Detroit Cody High School (1977-79)

- Assistant Coach

Belleville High School (1982-96)

- Junior Varsity Coach (1982-87)

- Head Coach (1987-96)

Michigan State (1996-2003)

- Assistant Coach

Cleveland State (2003-06)

- Head Coach

Southern Methodist Univ. (2006-07)

- Associate Head Coach

Michigan State (2007-Present)

- Assistant Coach

Mike Garland is in his second stint on the Spartan basketball staff, with the 2021-22 campaign marking his 22nd season at Michigan State and his first as the special assistant to Head Coach Tom Izzo, a role he moved to in October 2021.

He returned to East Lansing for the 2007-08 season, having previously served as an assistant at MSU for seven seasons from 1996-2003. In his time at MSU, Garland has helped coach the Spartans to 19 NCAA Tournaments, 10 Big Ten Championships, six Big Ten Tournament Championships, seven Final Fours and one National Championship. In fact, he has been on staff for every Big Ten Championship the Spartans have won under Tom Izzo. He excels in self-scouting and individual player improvement. His instruction led to six Spartans being selected in the NBA Draft during a three-year span from 2000-02. In total, he has worked with 18 Spartans who have been selected in the draft, including nine in the last 10 seasons.

"Mike is someone who was here through our championship and Final Four runs, and helped build this program from the ground up," said Izzo at the time of Garland's return. "Mike has a tremendous passion for coaching and developing relationships with players. He helps instill the toughness necessary to compete at the championship level."

In 2006-07, Garland served as associate head coach at SMU under Matt Doherty. Prior to that, he was head coach for three seasons at Cleveland State, posting a 23-60 record, while increasing the Vikings' win total each season. In his second season, the Vikings improved by six wins in Horizon League play, which was the fifth-best improvement in league history.

Prior to his arrival at East Lansing, Garland enjoyed a successful nine-year stint as varsity head coach at Belleville High School. During that time, he posted a career record of 153-49 (.757) while earning numerous coaching honors. He was selected as the Associated Press' 1993-94 Michigan High School Coach of the Year, while also being named the Michigan Mega Red Conference Coach of the Year. Garland, who coached three players to first-team all-state honors during his tenure at Belleville, was named The Detroit News All-Metro West Coach of the Year in 1990-91, while being selected as the All-Suburban Coach of the Year during the same campaign by the Detroit Free Press. His Belleville teams won six Mega Red Conference championships, four district titles and advanced

to the state tournament quarterfinals in 1991. He spent five seasons as an assistant at Belleville before being named head coach.

Garland started his coaching career in 1977 with a two-year stint as an assistant basketball coach at Cody High in Detroit. Garland then headed to private business for several years before his desire to teach led him back into coaching as the junior varsity coach at Belleville High in 1982.

Garland earned a bachelor's degree in physical education and community recreation from Northern Michigan in 1977. While at NMU, he was the recipient of the Minority Student Academic Achievement Award. Izzo and Garland were teammates on the Wildcats basketball squad.

Garland's family includes his wife, Cynthia, daughter, Simone, and sons Quentin and Michael Ray, and grandchildren Simone, LaNyla, Jacqueline, Amanda, Jeremiah, Helen and Isaiah.



VIDEO COORDINATOR **AUSTIN THORNTON**

Former Michigan State captain Austin Thornton returned back to the men's basketball program in June 2021 as the team's video coordinator. Thornton was the head coach for the freshman and varsity boys basketball teams at Sparta (Mich.) High School last season. He previously spent two seasons on Head Coach Tom Izzo's staff as a graduate assistant coach from 2015-17. Thornton played under Coach Izzo from 2007-12 and was part of teams that reached two Final Fours and won three Big Ten Championships. He was the co-captain of the 2012 Big Ten Regular Season Champions and helped lead MSU to the Big Ten Tournament title, tying a tournament record in 3-point percentage. Thornton played professionally in Switzerland, Australia and Hungary following his collegiate career. Thornton's son, Carson, is a freshman at East Grand Rapids High School.

ASSISTANT VIDEO COORDINATOR **DOUG HERNER**

Doug Herner is in his 18th season as assistant video coordinator with the Michigan State basketball program.

Herner has 22 years of experience as a coach at Lansing Sexton High School, while also serving as a teacher for 34 years. For seven seasons, his duties also included serving as camp director for Michigan State's basketball camps.

Herner earned his bachelor's degree in education from the University of Michigan in 1964. He earned three varsity letters in basketball with the Wolverines from 1961-64, winning a Big Ten title in 1964.

He was inducted into the Greater Lansing Sports Hall of Fame in 1988.

His family includes his wife, Sue, daughters, Holly (husband Rashad) and Tamara (husband Walter), and sons, D.J. and Scott, and grandchildren Sophia, Katy and Kai.

ATHLETIC TRAINER **NICK RICHEY**

Nick Richey is in his sixth season as athletic trainer for the Michigan State men's basketball team. Previously, Richey served as the head athletic trainer for the Wake Forest football program from 2014-16. Richey joined the Demon Deacons after spending two seasons as the Assistant Athletic Director for Sports Medicine at Bowling Green (2012-14), where he worked with the Falcon football program. Prior to Bowling Green, Richey was an assistant athletic trainer at the University of Illinois for five seasons (2007-12), including four years as the head athletic trainer for football, and was an assistant athletic trainer at Notre Dame. A native of Greenfield, Ind., Richey earned his bachelor's degree in athletic training from Purdue University in 2003 and his master's of education degree in health and promotions and health education from Virginia Tech in 2005. Nick and his wife, Abby, have three children, sons Hayden and Grady, and daughter Cecilia.





STRENGTH & CONDITIONING COACH **MARSHALL REPP**

Marshall Repp is in his fifth year as an associate director for strength and conditioning at Michigan State and works primarily with the men's basketball team. Repp came to East Lansing in 2016 as an intern and was named an assistant coach in September 2017, working with men's basketball, women's basketball and volleyball. He has been the primary strength coach with the men's basketball team over the last four years, including the 2019 Final Four and Big Ten Tournament Championship team and three-straight Big Ten regular season titles. Prior to his arrival

at MSU, Repp was an intern at Eastern Michigan and served as the head strength and conditioning coach for the Minnesota Select Volleyball Club from 2013-16. He earned his bachelor of science in kinesiology with a minor in coaching and athletic training at the University of Northwestern Minnesota. He played four years at defensive back on the football team and was a team captain in 2013. Repp is certified by both the National Strength and Conditioning Association and the Collegiate Strength and Conditioning Coaches Association. He and his wife, Morgan, were married in May 2020.

DIRECTOR OF SPORTS MEDICINE AND PERFORMANCE **JEFF KOVAN**

Dr. Jeff Kovan was promoted to Director of Sports Medicine and Performance for Michigan State athletics in the summer of 2013. Prior to that, Kovan had served as the primary care sports medicine director since 1996. Dr. Kovan is an associate professor in the College of Osteopathic Medicine, Department of Orthopedics. He is Board certified in Family Medicine and has completed his Certificate of Added Qualifications in Sports Medicine. A 1987 graduate of MSU's College of Osteopathic Medicine, he returned to MSU in 1995 to direct the school's Sports Medicine program. His family includes wife, Jessica, daughters, Brianna and Sarah, and son, Zachary.

DIRECTOR OF ATHLETIC EQUIPMENT **DAVE PRUDER**

Serving as the equipment manager for the Spartan men's basketball team is Dave Pruder. A certified equipment manager and a member of the equipment staff since 1989, Pruder was promoted to director of athletic equipment in 2015. In addition to the planning and distribution of equipment for Spartan athletes, Pruder acts as a liaison between Michigan State and outside equipment and apparel companies. An avid runner, he has completed 82 marathons, including one in every state and 20 Boston Marathons. He earned his bachelor's degree in business from Michigan State in 1987, his master's degree in physical education and exercise science in 1989 and his M.B.A. in 1992. Pruder's family includes wife, Theresa, daughter, Kristen, and son, David Thomas.



CHIEF OF STAFF **GARRETT BRININGSTOOL**

Garrett Briningstool is in his fifth year on the full-time staff in MSU Athletics and his third in the basketball office. He was promoted to Chief of Staff for the men's basketball program in June 2021 after serving two years as an executive assistant to Head Coach Tom Izzo.

Briningstool made the transition to men's basketball in 2019 after spending the previous two years as the on-campus recruiting coordinator for the football program.

In his role with football, Briningstool coordinated all recruiting special events, including all official and unofficial visits. He also assisted in the management of gameday operations and was responsible for football and basketball gameday tickets for all recruits and their guests. In addition, Briningstool worked alongside executive director of player personnel Sheldon White on the structure and direction of recruiting related projects.

Briningstool, who started working for the football program in 2010, spent three years (2014-16) as an operations intern prior to his full-time appointment. He spent four years (2010-13) as an operations student assistant at MSU prior to his internship role in operations.

Briningstool graduated from Michigan State in 2014 with a bachelor's degree in economics. He and his fiancée, Lauren Scott, will be married in July 2022.

ASSISTANT DIRECTOR OF BASKETBALL OPERATIONS **MATT MCQUAID**

Matt McQuaid returned to his alma mater in June 2021 as the assistant director of basketball operations.

"I'm really excited to have Matt back with us and he really is excited to be on staff and start his professional career," Head Coach Tom Izzo said. "He'll be a great addition and someone who can relate to our players. I think this is the start of what could be a great career for Matt."

McQuaid helped captain the Spartans to the 2019 Final Four, the Big Ten Regular Season Championship and the Big Ten Tournament Championship as a senior. He was an honorable mention All-Big Ten selection as a senior and a member of the Big Ten All-Defensive Team. During his career, he was part of Michigan State teams that won back-to-back Big Ten Regular Season titles (2018-19) and two Big Ten Tournament titles (2016, 2019). McQuaid graduated from Michigan State in 2019 with a bachelor's degree in advertising.

Following his graduation, McQuaid played one year professionally in Frankfurt, Germany and spent his second season with the Canton Charge, an affiliate of the Cleveland Cavaliers.

ACADEMIC COORDINATOR **HANNON ROBERTS**

Hannon Roberts is in her third year as an Academic Coordinator, working with the men's basketball and men's golf teams. Prior to joining the Student-Athlete Support Services (SASS) team at Michigan State University, Roberts worked for three years at Clemson, serving first as a learning specialist and assistant tutor coordinator, then as an academic coordinator for the volleyball and track & field teams. Before her time at Clemson, Roberts worked in

Athletic Academic Services at both Georgia Southern and Central Florida. A native of Lansing, Roberts earned a bachelor's degree in arts and humanities from Michigan State. She went on to earn a master's degree in higher education from Tennessee. She and her husband Chris Roberts have a daughter Kennedy.



CREATIVE DIRECTOR **CARA KAYE**

Cara Kaye is in her fourth year overseeing social media and creative content for the men's basketball team. She was promoted to Creative Director in June 2021. In her role, Kaye is responsible for managing all of the men's basketball social media platforms and developing social strategy and content for Twitter, Facebook, Instagram, and other emerging platforms. In addition, she develops original material including photo, video, graphics, and motion graphics to enhance the MSU men's basketball's digital presence. Kaye graduated from Michigan State in 2017 with a bachelor of science in marketing from the Eli Broad College of Business. While in school, she worked in the men's basketball office as a student secretary for two years and as a recruiting student assistant for the other two. She also worked as a teaching assistant in the Computer Science and Engineering Department and as a research assistant in the Eli Broad College of Business. Kaye earned a master's of science in market research from Michigan State and served as a social media and recruiting graduate assistant for the men's basketball program.

DIRECTOR OF CREATIVE VIDEO **JULIAN STALL**

Julian Stall joined the men's basketball team as creative director in June 2021. Stall serves as the program's videographer and works closely with the social media and communications staff to determine distribution on social media channels. Stall has been with the Michigan State Athletics Department for the last four years, serving as a producer in Spartan Vision. Stall graduated from Michigan State in 2015 with a bachelor of arts in media and information. A native of DeWitt, Mich., he spent four years in the Spartan Marching Band and Spartan Brass.

GRADUATE MANAGER **MANNY DOSANJH**

A native of Brampton, Ontario, Canada, Manny Dosanjh is in his second year as a graduate manager with the Michigan State men's basketball program. Dosanjh came to MSU after spending two years as an assistant coach at Orangeville Prep in Canada. In that span, Orangeville Prep posted a 40-3 record, were crowned the 2020 Ontario Champions and 14 players went on to play Division I basketball. Dosanjh played two years of basketball (2015-17) at Delta College in Bay City, Mich., where he was a team captain. From there, he went onto Oral Roberts, where he was a part of the men's basketball program and earned his bachelor's degree in business administration. Dosanjh and his wife, Tanbir, were married in August 2021.

GRADUATE MANAGER **IAN JONES**

Ian Jones is in his first season as a graduate manager with the Michigan State men's basketball program. Jones graduated from East Carolina in 2021 with a bachelor's degree in sports studies. He played two years on the men's basketball team, appearing in three games during his senior year. As a junior in 2019-20, he earned a spot on the American Athletic Conference All-Academic Team. He joined the team after serving as a student manager during his freshman and sophomore years. A native of Lillington, N.C., Jones graduated from Harnett Central High School. He averaged 16.3 points per game as a senior and 14.6 points per game as a junior.

OFFICE **STAFF****MARINA DONATELLI**


Operations Coordinator

**COLIN DONNELLY**

Asst. Video Coordinator

**KRISTIN JAKUS**

Team Dietitian

**COLE MILLER**

Team Analytics



## MANAGERS & OFFICE ASSISTANTS

### 2021 Manager List

### CAREERS IN SPORTS



### SPARTAN **MANAGERS**

**Back Row (L to R):** George Johnson, Justin Wieber, Owen Riley, Pav Pantovic, Jason Bres. **Front Row (L to R):** Dan Lloyd, Dennis Mayfield, Avery Zeigler, Andrew McCall, Dylan McCardel

Since moving into the Berkowitz Basketball Complex in 2002, more than 40 managers, graduate managers and video coordinators have moved on to a profession in athletics. Here is a list of 30 still involved in athletics:

**Nate Babcock**  
Assistant Coach, Grand Rapids Gold

**Jon Borovich**  
Assistant Coach, Northwestern University

**Jamie Curtis**  
Coordinating Media Operator, ESPN

**Colin Donnelly**  
Assistant Video Coordinator, Michigan State University

**Sean Dwyer**  
Assistant Coach, Loyola University Chicago

**Jon Dykema**  
Mgr. of Football Admin./Lead Counsel, Detroit Lions

**Brett Ferguson**  
Assistant Coach, Winthrop University

**Chris Fowler**  
Assistant Coach, Northern Arizona University

**Joe Griffin**  
Head Coach, Roosevelt University

**Andrew Henk**  
Head Equipment Manager, Los Angeles Lakers

**Steve Hetzel**  
Assistant Coach, Portland Trailblazers

**TJ Hurley**  
Head Coach, Livonia Franklin HS

**Thomas Kelley**  
Assistant Coach, Western Michigan

**Matt McClaghry**  
Graduate Assistant, Northern Arizona University

**Ben McNally**  
Girls Varsity Coach, South Lyon HS

**Cole Miller**  
Analytics Assistant, Michigan State University

**Justin Munson**  
Athletic Business/Operations Asst., Wayne State

**Ryan Nadeau**  
Director of Player Personnel, Virginia Tech

**Andrew Novak**  
Basketball Operations Assoc., Minnesota Timberwolves

**Jordan Ott**  
Assistant Coach, Brooklyn Nets

**Brian Palazzolo**  
Advanced Scouting and Video Associate, Utah Jazz

**Matt Palazzolo**  
Stats Auditor, National Basketball Association

**Brian Pauga**  
Midwest Scout, Utah Jazz

**Kevin Pauga**  
Associate AD AD/Administration, Michigan State

**Zach Peterson**  
Player Development Coach, Oklahoma City Thunder

**Mike Pires**  
Pro Scout, Brooklyn Nets

**Drew Seifert**  
Assistant Video Coordinator, Greensboro Swarm

**Sean Sheldon**  
Video Coordinator, San Antonio Spurs

**Drew Valentine**  
Head Coach, Loyola University Chicago

**Dan Vincent**  
Video Coordinator, Cleveland Cavaliers

**Charlie Wesley**  
Senior Solutions Consultant, Hudl

**George Wishart**  
Associate Director, CBS Sports



### OFFICE **ASSISTANTS**

(L to R): Bonnie McCall, Claire Donnelly, Elizabeth Thomas, Kamry Gilbert, Maddie Quick

The student office assistants have also used their time in the Spartan basketball office to prepare for rewarding careers, including some in athletics. Here is a list of those still involved in athletics.

Kelsie Cohen ..... Sr. Production Coordinator, ESPN

Kristyn Crippen ..... PGA Apprentice,  
..... Cherry Hills Country Club (Denver)

Toni Connor ..... Sr. Manager, Suite and Lodge Services,  
..... Tampa Bay Lightning

Laura Hue ..... Associate A.D., Compliance, IUPUI

Cara Kaye ..... Creative Director, Michigan State Men's Basketball

Kate Souder ..... Associate Ticket Manager, Michigan State

Taylor Washington ..... Account Associate, FOX Corporation

Jillian White ..... Asst.Dir., Basketball Operations/Equipment Manager,  
..... Motor City Cruise





SPARTANS  
2021-22



JADEN  
AKINS  
FR. GUARD  
FARMINGTON, MI

3







## JADEN AKINS

6-4 • 180 • FARMINGTON, MICH.  
FRESHMAN • GUARD

### THE WORD

An athletic point guard • Has the ability to shoot from long range, but can create and get into the paint • A skilled dunker • Very quick first step.

### HIGH SCHOOL

A four-star prospect who was rated No. 50 overall nationally and No. 12 among point guards by 247Sports • Attended Sunrise Christian Academy in Kansas last year, the same program as current MSU teammate Malik Hall and former Spartan standout Lourawls "Tum Tum" Nairn Jr. • Helped lead Sunrise to a 21-4 record and a spot in the GEICO Nationals championship game • Scored 14 points in the title game loss to Montverde (Florida) Academy • Earned an invitation to the Allen Iverson Roundball Classic • As a junior at Farmington, averaged 23.0 points, 8.0 rebounds, 4.0 assists and 2.0 blocks per game • A third-team Detroit Press Division I All-State selection in 2020.

### PERSONAL

Jaden Christopher Akins • Born on February 25, 2003 in Farmington Hills, Mich. • The son of Jerome Akins and April Simmons • Has an older brother, Myles • Favorite movie is Grown-Ups • Favorite TV show is Show-power • Favorite book is Ted & Me • Favorite athlete is Michael Jordan • Person or people he most admires are his parents "because they are great role models of what hard work looks like." • Plans to major in psychology.



MARCUS  
BINGHAM JR. 30  
SR. FORWARD  
GRAND RAPIDS, MI







## MARCUS BINGHAM JR.

7-0 • 230 • GRAND RAPIDS, MICH.  
SENIOR • FORWARD

### CAREER STATS

Year	GP/GS	Min/Avg	FG-FGA	F6%	3FG-FGA	3FG%	FT-FTA	FT%	OFF-DEF	REB	AVG	PF/D	A	TO	BL	ST	PTS	AVG
18-19	24/0	84/3.5	6-21	.286	6-14	.429	5-9	.556	4-22	26	1.1	11/0	7	4	10	0	23	1.0
19-20	31/16	342/11.0	38-95	.400	5-28	.179	26-41	.634	31-80	111	3.6	33/0	12	14	42	7	107	3.5
20-21	28/5	319/11.4	34-68	.500	0-3	.000	31-42	.738	21-69	90	3.2	44/1	9	11	39	16	99	3.5
<b>TOTAL</b>	<b>83/21</b>	<b>745/9.0</b>	<b>78-184</b>	<b>.424</b>	<b>11-45</b>	<b>.244</b>	<b>62-92</b>	<b>.674</b>	<b>56-171</b>	<b>227</b>	<b>2.7</b>	<b>88/0</b>	<b>28</b>	<b>29</b>	<b>91</b>	<b>23</b>	<b>229</b>	<b>2.8</b>

### THE WORD

Enters his senior year with a bigger frame after hard work in the weight room in the offseason • One of the most experienced players in the frontcourt who has an already-solid defensive game and an improving offensive outlook • A stretch forward who can handle the ball and play in space • Has a 7-4 wingspan, the longest on the team • Height and length make him effective around the basket.

### 2020-21

Appeared in 28 games and started five times • Finished the season averaging 3.5 points and 3.2 rebounds in 11.4 minutes per game • Led the team with 39 blocked shots • Ranked tied for fifth in the Big Ten with 1.4 blocks per game • Blocked at least two shots in 10 different games • Registered season-high four blocks against Notre Dame (11/28) and Detroit (12/4) • Had three blocks in games against Purdue (1/8), Illinois (2/23), Indiana (3/2) and UCLA (3/18) • Scored a season-high eight points three times, against Western Michigan (12/6), at Indiana (2/2) and against Ohio State (2/25) • Grabbed a season-high nine rebounds against Penn State (2/9).

### 2019-20

Appeared in all 31 games, starting 16 times • Finished the season averaging 3.5 points, 3.6 rebounds and 1.4 blocks per game • Second on the team in blocks, tied for 11th in the Big Ten • Started 14 straight games during the season • In 16 starts, averaged 4.0 points, 4.4 rebounds and 1.5 blocks • Scored in double figures twice • Registered at least three blocks in seven games • Grabbed at least five rebounds in 14 games • Scored a career-high 13 points, grabbed six rebounds and had three blocks against Binghamton (11/10) • Tallied 10 points and six rebounds against Eastern Michigan (12/21) • Made his first career start against Georgia in the Maui Jim Maui Invitational (11/26), scoring five points with six rebounds in 18 minutes • Set career-high marks in minutes played (21), rebounds (12) and blocked shots (5).

### 2018-19

Appeared in 24 games • Averaged 1.0 points and 1.1 rebounds in 3.5 minutes • Blocked 10 shots, fifth on the team • Made his first collegiate appearance against Kansas (11/6) in the Champions Classic • Played a career-high 11 minutes against Tennessee Tech (11/18), scoring three points and blocking a pair of shots • Scored a career-high six points and grabbed four rebounds against UCLA (11/22) in the Las Vegas Invitational.

### HIGH SCHOOL

A two-year letterwinner at Grand Rapids Catholic Central • A starter his last two years and captain as a senior • 2018 Detroit Free Press Class B First Team selection • Detroit News Class B First Team selection • Averaged 21.0 points, 11.0 rebounds, four blocks and two assists during his senior year • Ranked No. 68 in the country by 247Sports.com • A finalist for the Michigan Mr. Basketball Award • Helped lead Grand Rapids to the Class B state championship • 2017 Detroit News Class B Fourth Team honoree • Averaged 16 points, 10 rebounds and two blocked shots as a junior • Led Grand Rapids Catholic Central to a conference title, a district title and an appearance in the regional final • Grew eight inches over the last two years of high school • Opened his prep career at Ottawa Hills, where he played as a freshman and a sophomore.

### PERSONAL

Marcus Jerome Bingham Jr. • Born on July 14, 2000 in Grand Rapids • The son of Marcus Bingham Sr. and Jonie Bondon • Has an older sister, Makaiya, and a younger brother, Mykel, who is a freshman basketball player at Ferris State University • Favorite team is the Golden State Warriors and athlete is Kevin Durant • Grew from 6-2 as a freshman to 6-10 as a senior • Majoring in media and information.





PIERRE  
BROOKS  
FR. GUARD  
DETROIT, MI

1



PIERRE B



## PIERRE BROOKS

6-6 • 225 • DETROIT, MICH.  
FRESHMAN • GUARD

### THE WORD

A tough, hard-nosed player with a great build • A scoring guard • Has the ability to shoot from long range • Can play multiple positions • Can beat defenders with his ball skills.

### HIGH SCHOOL

The first of the class to commit to Michigan State • A four-star combo guard who was ranked No. 57 in the country by 247Sports • Won Michigan's Mr. Basketball Award • The first player in the history of the Detroit Public Schools to be named First Team All-City all four years of high school • Finished his prep basketball career with 1,973 points • Led Detroit Frederick Douglass Academy to a Division 4 State Championship • His father, Pierre Sr., is the coach at Frederick Douglass Academy • Averaged 33.1 points, 10.7 rebounds, 4.7 assists, 2.3 steals and 1.4 blocks as a senior • Scored 15 points, grabbed 11 rebounds and handed out five assists in the Academy's 47-41 win over Tri-Unity Christian in the state title game • Helped guide Frederick Douglass to the district final before the state tournament was canceled in 2020 • Brooks averaged 23.0 points, 7.0 rebounds and 5.0 assists as a junior at Frederick Douglass • Scored at least 20 points in 17 games and had two games with at least 30 points • Earned Division 2 All-State honors from the Associated Press • The No. 1-ranked recruit in the state of Michigan by 247 Sports and ranked No. 68 nationally and No. 13 among shooting guards.

### PERSONAL

Pierre Emmanuel-Andre Brooks • Born on December 20, 2002 in Detroit • The son of Pierre and Ingrid Brooks • Has an older brother, Charles, a younger brother, Joshua, and a younger sister, Layla • Maintained a 4.13 grade-point average in high school • A member of the Michigan High School Athletic Association Student Advisory Council • Volunteered locally with the TRIO Upward Bound Program, which helps prepare low-income students for higher education • Also served as a youth basketball coach and mentor • Enjoys playing chess • Favorite book is The Mamba Mentality by Kobe Bryant • Most inspired by his family because "they keep me positive and uplifted" • Lists LeBron James as his most admired athlete because he stands for more than just sports • Favorite player is Luka Doncic • Says if he couldn't play basketball, he'd play baseball • In his spare time, likes to play video games and read • Favorite pro teams are the Detroit Lions and Pistons • Plans to major in business.





**GABE BROWN**  
SR. FORWARD  
YPSILANTI, MI

44







## GABE BROWN

6-8 • 215 • YPSILANTI, MICH.  
SENIOR • FORWARD

### CAREER STATS

Year	GP/GS	Min./Avg	FG-FGA	F6%	3FG-FGA	3FG%	FT-FTA	FT%	OFF-DEF	REB	AVG	PF/D	A	TO	BL	ST	PTS	AVG
18-19	32/0	253/7.9	23-59	.390	16-43	.372	10-13	.769	10-28	38	1.2	14/0	4	2	4	2	72	2.3
19-20	31/16	677/21.8	72-165	.436	31-91	.341	36-38	.947	27-84	111	3.6	28/0	16	16	11	8	211	6.8
20-21	25/5	517/20.7	65-138	.471	34-81	.420	15-17	.882	20-48	68	2.7	19/0	13	16	13	10	179	7.2
<b>TOTAL</b>	<b>88/21</b>	<b>1447/16.4</b>	<b>160-362</b>	<b>.442</b>	<b>81-215</b>	<b>.377</b>	<b>61-68</b>	<b>.897</b>	<b>57-160</b>	<b>217</b>	<b>2.5</b>	<b>61/0</b>	<b>33</b>	<b>34</b>	<b>28</b>	<b>20</b>	<b>462</b>	<b>5.3</b>

### THE WORD

Coming off his best summer and off-season since coming to MSU • A gym rat with a high basketball IQ, he is among the most improved players on the team after spending time in the gym and the weight room • Athletic wing who can score in a variety of ways • Very good outside shooter • Tremendous passion for the game • Grew six inches between his freshman and junior years in high school.

### 2020-21

Appeared in 25 games, starting five times • Fifth on the team in scoring with 7.2 points per game • Also grabbed 2.7 rebounds per game • Second on the team in field goal percentage, connecting on 47.1 percent of his shots • Led the team in 3-point percentage, hitting 42.0 percent of his shots from outside the arc • Tied for second on the team in 3-point field goals made (34) • Fifth on the team in minutes played (20.7) • Scored in double figures nine times, including six against Big Ten opponents • Connected on a season-high four 3-pointers four times during the season • Had a career-high 20 points against Oakland (12/13) • Tallied a Big Ten season-high 15 points in a loss to Iowa (2/13) • Scored 14 points and hit four shots from 3-point land in a win at Indiana (2/20).

### 2019-20

Appeared in 31 games, starting 16 times • Averaged 9.0 points and 3.6 rebounds per game • Fourth on the team in minutes played (22.0 mpg) • Second on the team in 3-point field goal percentage (34.1 percent) and third on the team in 3-point field goals made (31) • Recipient of the team's Most Improved Player Award • Scored in double figures eight times • Started 13 straight games at one point (12/8 vs. Rutgers to 1/29 vs. Northwestern), scoring in double figures five times during that span while averaging 8.8 points and 4.7 rebounds • Had his first career double-double with 11 points and 10 rebounds in a career-high 37 minutes during a win at Northwestern (12/18) • Tallied 14 points, hitting a career-high 8-of-8 free throws, in a win over Rutgers (12/8) • Scored a career-high 17 points, hitting a career-best five 3-pointers, in a win at Nebraska (2/20).

### 2018-19

Appeared in 32 games • Averaged 2.3 points and 1.2 rebounds in 7.9 minutes per game • Connected on 37.3 percent of his 3-point attempts (16-of-43) • Scored in double figures twice • Played a career-high 22 minutes in a win over Nebraska (3/5) • Made his first appearance and scored his first basket at home in a win over FGCU (11/11) • Hit a pair of big 3-pointers late in the second half during an overtime loss at Louisville (11/27) • Scored 11 points, hitting 3-of-4 3-point attempts, in a win over Green Bay (12/16) • Came off the bench to score 15 points, connecting on 4-of-6 shots from long distance, in 16 minutes against LSU (3/29) in the Sweet 16 of the NCAA Tournament.

### HIGH SCHOOL

2018 Detroit News Class A First Team honoree and All-West First Team selection • 2018 Detroit Free Press Class A First Team selection • Averaged 18.5 points, 5.7 rebounds, 2.1 assists and 1.2 blocks to help Belleville reach the Class A regional finals • Connected on 42.0 percent of his 3-point field goal attempts • 2017 Detroit Free Press Class A All-State honoree • 2017 Detroit News Class A Third Team honoree, while also earning Detroit News All-West honors • Averaged 15.9 points, 5.7 rebounds and 1.4 blocks as a junior at Belleville High School • Shot 60.2 percent from the field and 41 percent from 3-point range • Led Belleville to a 20-3 record and a district title • 2017 Associated Press Class A All-State honorable mention.

### PERSONAL

Gabriel Thomas Brown • Born March 5, 2000 in Ypsilanti, Mich. • The son of Nick Brown • Has two brothers, Stephone Fredrick, who went to Bethany Lutheran College, and Nick, who went to William Penn University • An honor roll student at Belleville • Lists his brothers, mother, grandparents and his late father as the most influential people in his life • Switched to No. 44 as a sophomore to honor his father • Lists The Proud Family and The Regular Show as his favorite TV shows • Favorite athletes are LeBron James and Kobe Bryant • Favorite team is the Los Angeles Lakers • Majoring in communication.





MAX  
CHRISTIE  
FR. GUARD  
ARLINGTON HEIGHTS

5



MAX CHRISTIE



## MAX CHRISTIE

6-6 • 190 • ARLINGTON HEIGHTS, ILL.  
FRESHMAN • GUARD

### THE WORD

A five-star recruit and one of the top-rated players in the country • Has the ability to play multiple positions • Can be a scorer, rebounder, passer and distributor • A good athlete with length (6-8) who Head Coach Tom Izzo thinks and get better and better with time • Needs to continue to grow defensively.

### HIGH SCHOOL

One of the top-rated players in the country and one of the top shooting guards • Ranked No. 17 in the 247sports composite, No. 12 in the ESPN Top-100 and the No. 3-ranked shooting guard • Named to the 2021 McDonald's All-American Game roster for the East squad (not played due to COVID-19 pandemic) • Finished his high school career scoring more than 2,000 points • Averaged 24 points, 10 rebounds, four assists, three steals and two blocks as a senior • Led Rolling Meadows to a 15-0 record, the Mid-Suburban League title and was named the News-Gazette All-State Player of the Year • As a junior, averaged 25.0 points and 11.0 rebounds at Rolling Meadows • Max-Preps Sophomore All-America Third Team (2019) • City/Suburban Hoops Report All-State First Team (2019) • USA Today All-USA Illinois First Team (2019) • Illinois All-State first team (2019) • MSL Conference Player of the Year and All-MSL East Conference (2019) • As a sophomore in 2018-19, led his team to a 15-11 record and the regional semifinals; averaging 25.5 points, 10.0 rebounds and 3.2 assists • Scored 51 points in a single game • Produced 10 double-doubles and one triple-double • Averaged 16.5 points in 11 games for the Illinois Wolves in the Under Armour Association in 2019 • He shot 42.9% from 3-point range • Has extensive experience with USA Basketball • Earned a gold medal at the 2019 FIBA Americas U16 Championship • Named to the 2021 USA Nike Hoop Summit Team in March 2021 (not played due to COVID-19 pandemic) • Participated in the 2019 USA

Basketball Men's Junior National Team October minicamp • Member of the 2019 USA Basketball Team that posted a 6-0 record en route to a gold medal in Brazil, averaging 9.5 points and 3.3 rebounds • Participated in the 2019 USA Junior National Team April minicamp at the NCAA Men's Final Four.

### PERSONAL

Cormac Karl Christie Jr. • The son of Cormac (Max) Sr. and Katrina Christie • Born on February 10, 2003 • Has a younger brother, Cameron • His mother played and scored more than 1,000 points at Northwestern • His father played at Wisconsin-Superior • Great grandfather, Clarence Gilley, served in the United States Army • Started playing basketball in first grade • Enjoys video games, watching television and movies and hanging out with his brother • Top-five movies are Black Panther, Infinity War, 22 Jump Street, Mall Cop 2 and Pacific Rim • Favorite player is Kevin Durant because they have a similar playing style and versatility • Favorite class in high school was AP world history • Favorite pregame meal is Jimmy Johns No. 4 with cucumbers and tomatoes • Draws inspiration from his family • If he could play any other sport professionally, it would be football or darts • Comes from the same high school as San Francisco 49ers quarterback Jimmy Garoppolo • Plans to major in communication.





**MALIK  
HALL**  
JR. FORWARD  
AURORA, IL

25





## MALIK HALL

6-8 • 225 • AURORA ILL.  
JUNIOR • FORWARD

### CAREER STATS

Year	GP/GS	Min./Avg	FG-FGA	FG%	3FG-FGA	3FG%	FT-FTA	FT%	OFF-DEF	REB	AVG	PF/D	A	TO	BL	ST	PTS	AVG
19-20	31/9	497/16.0	52-97	.536	7-21	.333	32-44	.727	38-77	115	3.7	75/4	38	22	10	10	143	4.6
20-21	28/9	494/17.6	45-92	.489	8-22	.364	41-59	.695	39-78	117	4.2	33/0	35	25	5	10	139	5.0
<b>TOTAL 59/18</b>		<b>991/16.8</b>	<b>97-189</b>	<b>.513</b>	<b>15-43</b>	<b>.349</b>	<b>73-103</b>	<b>.709</b>	<b>77-155</b>	<b>232</b>	<b>3.9</b>	<b>108/4</b>	<b>73</b>	<b>47</b>	<b>15</b>	<b>20</b>	<b>282</b>	<b>4.8</b>

### THE WORD

A versatile player with a high IQ • Has the ability to play a variety of positions • Sees the game extremely well and is a strong defensive player • Can get to the basket on the drive, on the block and around the rim • Head Coach Tom Izzo refers to him as an "OKG" – Our Kinda Guy • Can handle the ball and has the ability to shoot the three and play on the block.

### 2020-21

Appeared in all 28 games, starting nine games • Started the final five games of the season • Finished sixth on the team in scoring with 5.2 points per game and third on the team with 4.2 rebounds per game • Also averaged 1.3 assists per game • Connected on 48.9 percent of his field goals (45-of-92) • Averaged 5.6 points and 3.7 rebounds in nine starts • Scored in double figures six times, tallying 10 points at Duke (12/1), against Oakland (12/13), at Northwestern (12/20), at Iowa (2/13) and against UCLA (3/18) • Scored a career-high 19 points against Maryland in the Big Ten Tournament (3/11) • Registered first career double-double with 10 points and 10 boards at Duke (12/1) in a career-high 29 minutes.

### 2019-20

Appeared in all 31 games, starting nine times • Finished the season averaging 4.6 points and 3.7 rebounds in 15.9 minutes per game • Against Big Ten opponents, averaged 4.1 points and 3.9 rebounds in 17.0 minutes • Started nine of the final 12 games of the season, averaging 5.3 points and 4.4 rebounds

in 19.3 minutes • Scored in double figures twice • Led the team in rebounding twice (vs. Duke, Iowa) • In just his third career game, came off the bench to score 17 points, hitting three 3-pointers, in 19 minutes during the Gavitt Tipoff Games at Seton Hall (11/14) • Grabbed a career-high eight rebounds twice, vs. Duke (12/3) and Penn State (2/4) • Scored 16 points and grabbed six rebounds in a win at Maryland (2/29).

### HIGH SCHOOL

Spent three years at Sunrise Christian Academy in Kansas • Captained team as senior • Comes from the same programs (Sunrise Christian and MOKAN Elite) as former MSU standout Lourawls "Tum Tum" Nairn Jr. • Averaged 19.0 points, 6.0 rebounds and 3.0 assists while shooting 49.0 percent from the floor and 44.0 percent from 3-point land • Ranked No. 52 in the country by 247Sports for the 2019 Class • Averaged 13.6 points, 5.5 rebounds and 2.0 assists while shooting 50.0 percent from the floor at Sunrise in 2017-18 • Spent his first two years of high school at Matea Valley in Aurora, Ill.

### PERSONAL

Malik Lorenzo Hall • Born on July 25, 2000 in Spokane, Wash. • Son of Julie and Lorenzo Hall • Has an older sister, Brianna • Enjoys movies and playing video games • Lists his mother as the most influential person in his life • Favorite TV show is Grey's Anatomy • Favorite movies are the Harry Potter series and the Perks of Being a Wallflower • Favorite athletes are LeBron James, Kevin Durant and James Harden • Majoring in communication.





JOEY  
HAUSER

R-SR. FORWARD

STEVENS POINT, WI

10







## JOEY HAUSER

6-9 • 230 • STEVENS POINT, WIS.  
R-SENIOR • FORWARD

### CAREER STATS

Year	GP/GS	Min./Avg	FG-FGA	F6%	3FG-FGA	3FG%	FT-FTA	FT%	OFF-DEF	REB	AVG	P/F/D	A	TO	BL	ST	PTS	AVG
18-19*	34/31	992/29.2	106-237	.447	45-106	.425	72-91	.791	30-150	180	5.3	94/4	82	70	3	12	329	9.7
20-21	28/16	599/21.4	94-198	.475	34-100	.340	49-68	.721	38-119	157	5.6	74/2	40	52	6	12	271	9.7
<b>TOTAL</b>	<b>62/47</b>	<b>1591/25.7</b>	<b>200-435</b>	<b>.460</b>	<b>79-206</b>	<b>.383</b>	<b>121-159</b>	<b>.761</b>	<b>68-269</b>	<b>337</b>	<b>5.4</b>	<b>166/6</b>	<b>122</b>	<b>122</b>	<b>9</b>	<b>24</b>	<b>600</b>	<b>9.7</b>

### THE WORD

A transfer from Marquette who sat out the 2019-20 season per NCAA transfer rules • A hard-working player who is versatile and has a high basketball IQ • A skilled player who can score putting the ball on the floor, in the post or behind the arc • An excellent passer • Recruited by Michigan State out of high school.

### 2019-20

Made his first appearance at MSU after sitting out the 2019-20 season following his transfer from Marquette • Appeared in all 28 games, starting 16 times • Third on the team in scoring with 9.7 points per game and tied for the team lead with 5.6 rebounds • Also averaged 1.4 assists per game • Led the team in field goal percentage, connecting on 47.5 percent of his shots from the floor (94-of-198) • Tied for second on the team in 3-point field goals made (34) and third on the team in 3-point percentage (42.0) • Fourth on the team in minutes played (21.4) • Led the team with four double-doubles, notching three of them in the first five games of the season • Scored in double figures 12 times, including two games with at least 20 points • Scored a career-high 27 points against Wisconsin (12/25) • Registered his first career double-double with 10 points and a career-best 16 rebounds against Notre Dame (11/28) • Also had 11 points and 10 re-bounds in a win at Duke (12/1) • Scored 24 points and had 10 rebounds in a win over Western Michigan (12/6).

### 2018-19

Started 31 of 34 games and averaged 9.7 points, 5.3 rebounds and 2.4 assists in 29.2 minutes per game • Scored double figures 17 times, including nine times in BIG EAST action • Five-time BIG EAST Freshman of the Week • Posted six points and seven rebounds in NCAA debut against UMBC (11/6) in the season opener • Entered the starting lineup for the first time against Presbyterian (11/17) after serving as a reserve for his first three games • Scored 18 points and posted four rebounds in his first road game at Indiana (11/14) • Scored 15 points in his first career game against No. 12/16 Wisconsin (12/8), a victory at Fiserv Forum • Earned the first BIG EAST weekly honor of his career

following the matchup with the Badgers by being recognized as the league's freshman of the week • Also earned the league's top freshman honors after posting 15 and 18 points, respectively, in his first two conference games against St. John's (1/1) and Xavier (1/6) • Scored a season-high 21 points at Xavier (1/26), ending an eight-game stretch to start BIG EAST play which saw Hauser reach double figures in seven contests and average 12.1 points • Reached season-bests of 10 rebounds and six assists against North Dakota (12/18).

### 2017-18

Missed majority of senior season following ankle surgery, graduated early and enrolled at Marquette for the spring 2018 semester, during which he redshirted.

### HIGH SCHOOL

Ranked as high as 32nd in the nation by 247Sports.com • Helped lead Stevens Point Area Senior High to three-straight state titles under the direction of head coach Scott Anderson • Averaged 23.6 points, 11.5 rebounds and 5.1 assists per game as a junior en route to the squad's third championship • Finished with 33 points and 22 rebounds in the title matchup • Unanimous selection to the Wisconsin Basketball Coaches Association All-State Team and claimed co-player of the year accolades in the Wisconsin Valley Conference in 2016-17 • A three-year varsity letterwinner, was an all-state performer as a sophomore after averaging 17.5 points, 7.7 rebounds and 3.5 assists per game while shooting 59.6 percent from the floor • As a freshman in 2014-15, claimed all-league accolades and chipped in 9.6 points and 4.6 boards per contest en route to his first state championship • Along with the trio of titles, the Panthers finished undefeated in league play each of those campaigns and were a combined 79-5 overall.

### PERSONAL

Born July 17, 1999 in Green Bay, Wis. • Son of Dave and Stephanie Hauser • Has one sister, Nicki, and brother Sam, who plays basketball at Virginia • Majoring in communication.





A.J. HOGGARD  
SO. GUARD  
COATESVILLE, PA

11







## AJ HOGGARD

6-4 • 210 • COATESVILLE, PA.  
SOPHOMORE • GUARD

### CAREER STATS

Year	GP/GS	Min./Avg	FG-FGA	FG%	3FG-FGA	3FG%	FT-FTA	FT%	OFF-DEF	REB	AVG	PF/D	A	TO	BL	ST	PTS	AVG
20-21	26/8	348/13.4	23-75	.307	3-18	.167	15-25	.600	4-45	49	1.9	31/0	51	28	5	9	64	2.5
<b>TOTAL</b>	<b>26/8</b>	<b>348/13.4</b>	<b>23-75</b>	<b>.307</b>	<b>3-18</b>	<b>.167</b>	<b>15-25</b>	<b>.600</b>	<b>4-45</b>	<b>49</b>	<b>1.9</b>	<b>31/0</b>	<b>51</b>	<b>28</b>	<b>5</b>	<b>9</b>	<b>64</b>	<b>2.5</b>

### THE WORD

A tough and strong point guard who does a good job getting downhill to the rim • Very good ball handler who can create for himself and his teammates • Has a natural feel for the game • Coming off of a great summer where he has improved his body and explosiveness.

### 2020-21

Appeared in 26 games and made eight starts • Finished the season averaging 2.5 points, 2.0 assists and 1.9 rebounds in 13.3 minutes per game • Shot 30.7 percent from the floor • Scored a career-high 10 points and had three rebounds in a win over Oakland (12/13) • Made his first career start at Nebraska (1/2), scoring four points and handing out five assists • Started four-straight games [at Nebraska (1/2), Rutgers (1/5), Purdue (1/8) and at Rutgers (1/28)], averaging 3.8 points and 4.3 assists • Handed out a career-high six assists twice, first in win over No. 15 Rutgers (1/5) and then in a win over No. 4 Ohio State (2/25).

### HIGH SCHOOL

Played at Archbishop Carroll in Philadelphia for two years before transferring to Huntington Prep for his junior and senior years • Comes from the same prep school as former MSU All-American Miles Bridges • Hoggard was ranked No. 71 nationally by 247Sports.com and No. 13 among all point guards • A second team all-state selection in West Virginia as a senior • Averaged 17.7 points and 5.1 assists in his first season at Huntington • At Archbishop Carroll, Hoggard was a first team All-Catholic selection as a sophomore • He averaged 15.6 points as a sophomore, leading the team to a 20-8 record and the PIAA Class 5A quarterfinals.

### PERSONAL

Anthony Quinn Hoggard Jr. • Born on Sept. 25, 2000 in Coatesville, Pa. • The son of Anthony and Dionne Hoggard • His sister, Aaliyah, attends Temple University ... Favorite team is the Dallas Cowboys • Favorite athlete is LeBron James • Plans to major in business.



STEVEN  
IZZO  
JR. GUARD  
EAST LANSING, MI

13







## STEVEN IZZO

5-8 • 150 • EAST LANSING, MICH.  
JUNIOR • GUARD

### CAREER STATS

Year	GP/GS	Min./Avg	FG-FGA	FG%	3FG-FGA	3FG%	FT-FTA	FT%	OFF-DEF	REB	AVG	PF/D	A	TO	BL	ST	PTS	AVG
19-20	12/0	15/1.3	0-2	.000	0-2	.000	0-0	.000	0-4	4	0.3	1/0	1	1	0	1	0	0.0
20-21	8/0	10/1.3	0-3	.000	0-2	.000	0-0	.000	1-0	1	0.1	1/0	1	3	0	0	0	0.0
<b>TOTAL</b>	<b>20/0</b>	<b>25/1.3</b>	<b>0-5</b>	<b>.000</b>	<b>0-4</b>	<b>.000</b>	<b>0-0</b>	<b>.000</b>	<b>1-4</b>	<b>5</b>	<b>0.3</b>	<b>2/0</b>	<b>2</b>	<b>4</b>	<b>0</b>	<b>1</b>	<b>0</b>	<b>0.0</b>

### THE WORD

The son of Head Coach Tom Izzo • Joined the team as a walk-on in the summer of 2019 • A solid catch-and-shoot player • A hard worker who has a great sense for the game.

### 2020-21

Appeared in eight games, averaging 1.1 minutes per game • Grabbed a rebound in a win over Notre Dame (11/28) • Handed out an assist in a win over Western Michigan (12/6).

### 2019-20

Appeared in 12 games, averaging 1.3 minutes • Made his first collegiate appearance in the home opener against Binghamton (11/10) • Played two minutes in six different games • Grabbed a career-best three rebounds against Oakland (12/14) • Handed out an assist against Western Michigan (12/29).

### HIGH SCHOOL

A two-year letterwinner at Lansing Catholic High School • Played in 24 games as a senior, averaging 1.5 points in just under five minutes per game • Appeared in nine games as a junior.

### PERSONAL

Steven Mateen Izzo • Born on June 16, 2000 in East Lansing • The son of Tom and Lupe Izzo • Has an older sister, Raquel • Lists Mateen Cleaves as his sports hero • Career goal is to be a general manager in the NBA • Favorite pro team is the Baltimore Ravens • Favorite athlete is Jared Rosburg • Nickname is SteveO • His first trophy was for writing a poem about the World's Greatest Dad • Advertising management major.





JULIUS  
MARBLE II  
JR. FORWARD  
DALLAS, TX

34





## JULIUS MARBLE II

6-9 • 245 • DALLAS, TEXAS  
JUNIOR • FORWARD

### CAREER STATS

Year	GP/GS	Min./Avg	FG-FGA	FG%	3FG-FGA	3FG%	FT-FTA	FT%	OFF-DEF	REB	AVG	PF/D	A	TO	BL	ST	PTS	AVG
19-20	27/0	150/5.6	18-32	.563	0-1	.000	11-18	.611	12-29	41	1.5	20/0	3	7	2	1	47	1.7
20-21	27/9	251/9.3	41-71	.577	1-1	1.000	26-38	.684	19-38	57	2.1	60/1	2	19	4	3	109	4.0
<b>TOTAL</b>	<b>54/9</b>	<b>401/7.4</b>	<b>59-103</b>	<b>.573</b>	<b>1-2</b>	<b>.500</b>	<b>37-56</b>	<b>.661</b>	<b>31-67</b>	<b>98</b>	<b>1.8</b>	<b>80/1</b>	<b>5</b>	<b>26</b>	<b>6</b>	<b>4</b>	<b>156</b>	<b>2.9</b>

### THE WORD

Plays with an edge and is a physically strong player • Head Coach Tom Izzo refers to him as an Andre Hutson-type player • Can shoot a three or score down low • Very good with both his right and left hand • A strong player who still has room for growth.

### 2020-21

Appeared in 27 games, starting the final nine games of the season • Finished the season averaging 4.0 points and 2.1 rebounds per game • Shot 57.7 percent from the floor (41-of-71) • Connected on 68.4 percent of his free throws (26-of-38) • Averaged 9.3 minutes per game • Scored in double figures twice • Had a career-high 12 points, connecting on all five of his shots from the floor and a pair of free throws, in a win at Duke (12/1) • Scored a Big Ten career-high 10 points and had three rebounds at Purdue (2/16) • Grabbed a career-high five rebounds three times, against Detroit Mercy (12/4), at Ohio State (1/31) and versus Penn State (2/9).

### 2019-20

Appeared in 27 games • Finished the season averaging 1.7 points and 1.5 rebounds in 5.6 minutes per game • In Big Ten games, averaged 0.9 points and 1.4 rebounds in 5.1 minutes • Played a career-high 11 minutes against Charleston Southern (11/18) • Scored a career-high nine points twice, first against Charleston Southern (11/18) and matched that against Eastern Michigan (12/21) • Grabbed a career-high four rebounds against Minnesota (1/9).

### HIGH SCHOOL

Averaged 16.8 points, 9.7 rebounds and 1.4 blocks per game during a stellar senior campaign at Dallas Jesuit • Racked up 13 double-doubles over the year, including four consecutive double-doubles in the final four games of his high school career • Finished the postseason averaging 24.7 points and 14.0 rebounds over three games • Named the District Defensive Player of the Year as a senior and was an All-District First Team selection • Started 14 games for Jesuit during his first season on the varsity roster before suffering a season-ending injury • Averaged 12.4 points per game and 5.9 rebounds per game • Finished his high school career averaging 15.5 points, 8.6 rebounds and 1.1 blocked shots.

### PERSONAL

Julius Darnell Marble • Born on December 29, 2000 in Dallas • The son of Tamela Marble and the late Julius Marble • Has a younger sister, Chanler • Lists his parents as the most influential people in his life • Most important lesson he learned from his dad was "staying true to yourself" • Favorite sports team is the Dallas Cowboys • Sports hero is Dirk Nowitzki • Favorite current player is Kevin Durant • Enjoys watching Netflix • Civil engineering major.





**PETER  
NWOKE**  
FR. FORWARD  
LAGOS, NIGERIA

**35**







## PETER NWOKE

6-7 • 215 • LAGOS, NIGERIA  
FRESHMAN • FORWARD

### THE WORD

Committed to Michigan State in April 2021 as a preferred walk-on • Can finish around the rim with quickness and power • Learning to score with his back to the basket over either shoulder • Has good hands and the floor well in transition.

### HIGH SCHOOL

As a senior at Orchard Lake St. Mary's in 2020-21, Nwoke averaged 9.8 points, 9.5 rebounds and 3.4 blocks per game • Named the team's defensive player of the year • A key part of OLSM teams that won 47-straight games between 2019 and 2021 • Helped team reach the state quarterfinals as a senior • Played under head coach Todd Covert • Rated as the No. 7 prospect in the state by prephoops.com.

### PERSONAL

Peter Uzoma Nwoke • Born on December 31, 2002 in Lagos, Nigeria • The son of Rosleyne and the late Bertrand • Has an older sister, Adamma, and two half-brothers, Ikechukwu and Ifeanyi • Came to the United States in 2017 from his native Lagos, Nigeria • Carried a 4.12 grade-point average in high school • Grew up playing pickup basketball in his church shoes • Able to dunk a basketball when he first picked up a ball at 13-years-old • Had never played organized basketball until matriculating to the United States • Visited Michigan State as a sophomore in high school when Orchard Lake St. Mary's took part in the Izzo Shootout Team Camp • Favorite movie is Black Panther • Favorite TV show is Blacklist • Favorite book is Boys in the Boat • Favorite team is the Milwaukee Bucks • Favorite athlete is Giannis Antetokounmpo • Person he most admires is his mother, "because she sacrificed a lot to cater for my family and never complained" • Plans to major in mechanical engineering.



**MICHAEL  
PETERSON**  
GS. GUARD  
ROCKFORD, MI

20







## MICHAEL PETERSON

6-7 • 205 • ROCKFORD, MICH.  
GRADUATE STUDENT • GUARD

### CAREER STATS

Year	GP/GS	Min./Avg	FG-FGA	FG%	3FG-FGA	3FG%	FT-FTA	FT%	OFF-DEF	REB	AVG	PF/D	A	TO	BL	ST	PTS	AVG
17-18	13/0	31/2.4	2-6	.333	1-4	.250	1-2	.500	3-2	5	0.4	4/0	6	21	0	3	6	0.5
18-19	32/0	310/9.7	31-58	.534	1-7	.143	25-37	.676	20-51	71	2.2	28/0	33	16	10	12	88	2.8
19-20	33/0	640/19.4	67-124	.540	12-26	.462	34-47	.723	66-99	165	5.0	58/2	61	34	17	28	180	5.5
20-21	18/18	546/30.3	58-140	.414	20-58	.34	33-48	.688	27-92	119	6.6	37/1	36	19	13	15	169	9.4
<b>TOTAL</b>	<b>96/18</b>	<b>1527/15.9</b>	<b>158-328</b>	<b>.482</b>	<b>34-95</b>	<b>.358</b>	<b>93-134</b>	<b>.694</b>	<b>116-244</b>	<b>360</b>	<b>3.8</b>	<b>127/3</b>	<b>136</b>	<b>70</b>	<b>40</b>	<b>58</b>	<b>443</b>	<b>4.6</b>

### THE WORD

Joins Michigan State this year as a graduate transfer following four years at Ferris State, where he was part of the 2018 NCAA Division II National Championship team • Solid outside shooter.

### AT FERRIS STATE

In four years at Ferris State, he totaled 443 points, 360 rebounds, 136 assists, 58 steals and 40 blocked shots • As a senior in 2020-21, averaged 9.4 points, 6.6 rebounds and 2.0 assists • Shot 41.4 percent from the floor and reached double figures in scoring eight times • A four-year letterwinner who earned Great Lakes Intercollegiate Athletic Conference (GLIAC) All-Academic Excellence Team honors for the third-straight year • The co-recipient of the school's Willie Bouyer Leadership Award • Saw action in all 33 games for the Bulldogs in 2019-20 • Helped team to the GLIAC Championship and an NCAA Tournament berth • Averaged 5.5 points per contest and played nearly 20 minutes a game off the bench • Played in all 32 games off the bench during the 2018-19 campaign • Averaged nearly 10 minutes a contest • Helped team to fifth-straight 20-plus win campaign and a berth in the GLIAC Tournament in 2018-19 • Member of FSU's 2018 NCAA Division II National Championship team that finished with a historic 38-1 overall record • Also a member of the school's GLIAC Championship and NCAA Midwest Regional title squads • Saw action in 13 games off the bench during the championship campaign • Redshirted during the 2016-17 campaign • Member of FSU team that won a third consecutive GLIAC Tournament Championship and advanced to the NCAA Tournament for the third year in a row while winning a school-record 28 games.

### HIGH SCHOOL

Earned Detroit Free Press All-State accolades as a senior while averaging 15.2 points and 7.7 rebounds at Rockford under prep head coach Nick Allen • An All-Ottawa Kent (OK) Red Conference selection as a senior and also claimed Bank Hoops All-State laurels • He scored a career-best 23 points in an outing and was also tabbed to the holiday all-tournament team • Also played for the West Michigan-based Grand Rapids Storm.

### PERSONAL

Michael Ryan Peterson • Born on October 26, 1997 in Rockford, Michigan • A recipient of Ferris State's President's Academic Award honoree • Was active in the Student-Athlete Advisory Committee at FSU • Also played a key role in the program's involvement with Mitchell's Run, an annual 5K event in his hometown of Rockford to raise funds for Parent Project Muscular Dystrophy in recognition of his brother, Mitchell Peterson, who has been an honorary member of the Bulldog squad • Earned his degree in the Spring of 2021 from Ferris State in finance • Pursuing a master's in business administration.



MADDY  
SISSOKO  
SO. CENTER  
BAFOULABE, MALI

22







## MADY SISSOKO

6-8 • 235 • BAFLOULABE, MALI, WEST AFRICA  
SOPHOMORE • CENTER

### CAREER STATS

Year	GP/GS	Min./Avg	FG-FGA	FG%	3FG-FGA	3FG%	FT-FTA	FT%	OFF-DEF	REB	AVG	PF/D	A	TO	BL	ST	PTS	AVG
20-21	25/0	138/5.5	10-17	.588	0-0	.000	7-16	.438	13-32	45	1.8	24/0	0	5	9	0	27	1.1
<b>TOTAL</b>	<b>25/0</b>	<b>138/5.5</b>	<b>10-17</b>	<b>.588</b>	<b>0-0</b>	<b>.000</b>	<b>7-16</b>	<b>.438</b>	<b>13-32</b>	<b>45</b>	<b>1.8</b>	<b>24/0</b>	<b>0</b>	<b>5</b>	<b>9</b>	<b>0</b>	<b>27</b>	<b>1.1</b>

### THE WORD

A big and strong rebounder who could be among the best at MSU • A well-conditioned athlete who plays with tremendous energy • Has a 7-4 wingspan, tied for the longest on the team with Marcus Bingham Jr. • Strong work ethic • Excellent shot blocker.

### 2020-21

Appeared in 25 games, averaging 1.1 points and 1.8 rebounds in 5.5 minutes per game • Connected on 58.8 percent of his field goals (10-of-17) and 43.8 percent of his free throws (7-of-16) • Scored a career-high eight points and had two rebounds at Michigan (3/4) • Played a career-high 13 minutes against Iowa (2/13) • Had a career-high six rebounds twice, against Oakland (12/13) and at Minnesota (12/28) • Blocked two shots four times, against Eastern Michigan (11/25), at Nebraska (1/2), against Rutgers (1/5) and at Indiana (2/20).

### HIGH SCHOOL

As a senior at Wasatch Academy in Mt. Pleasant, Utah, averaged 12.2 points, 6.7 rebounds, 0.9 blocks and 0.9 assists in 13 games before the season was postponed • Sissoko was ranked No. 35 in the ESPN Top 100 and the Nike Top 100 Elite • Rated the No. 36 overall player and No. 7 among centers by 247Sports.com • Averaged 12.5 points, 8.9 rebounds and 1.0 blocks per game as a junior at Wasatch Academy during the 2018-19 season • Also played for the Vegas Elite and Jimmer Elite (Utah Mountain Stars).

### PERSONAL

Mady Goundo Sissoko (Mau-DEE Si-SO-ko) • A native of Bafoulabe, Mali, West Africa, he has been in the United States since 2016 • Born on Dec. 20, 2000 in Mali • The son of Kassim Sissoko and Fatoumata Kanoufe • His guardians are Mike Clayton and Paul Olson • Has three brothers and six sisters • Environmental science major.



DAVIS  
SMITH  
SO. GUARD  
ATLANTA, GA

14







## DAVIS SMITH

6-1 • 160 • ATLANTA, GA.  
SOPHOMORE • GUARD

### CAREER STATS

Year	GP/GS	Min./Avg	FG-FGA	FG%	3FG-FGA	3FG%	FT-FTA	FT%	OFF-DEF	REB	AVG	PF/D	A	TO	BL	ST	PTS	AVG
20-21	7/0	8/1.1	0-1	.000	0-0	.000	0-1	.000	0-0	0	0.0	1/0	1	0	1	0	0	0.0
<b>TOTAL</b>	<b>7/0</b>	<b>8/1.1</b>	<b>0-1</b>	<b>.000</b>	<b>0-0</b>	<b>.000</b>	<b>0-1</b>	<b>.000</b>	<b>0-0</b>	<b>0</b>	<b>0.0</b>	<b>1/0</b>	<b>1</b>	<b>0</b>	<b>1</b>	<b>0</b>	<b>0</b>	<b>0.0</b>

## THE WORD

Joined the Spartans as a walk-on prior to the 2020-21 season • Awarded a scholarship for the 2021-22 season • The son of former Michigan State All-American Steve Smith • Improved outside shooter and play-maker • Strong work ethic on and off the court.

## 2020-21

Appeared in seven games • Missed his lone field goal attempt against Oakland (12/13) • Handed out an assist in the season opener against Eastern Michigan (11/25) • Credited with a block against Notre Dame (11/28) in a career-high two minutes.

## HIGH SCHOOL

A two-year letterwinner at the Westminster School in Atlanta, where he was a team captain as a senior • Coached by Tray Malloy and Zack Darling.

## PERSONAL

Davis Satchel Smith • Born on Dec. 27, 2001 in San Antonio, Texas • The son of Steve and Millie Smith • Has an older brother, Brayden, who is a Michigan State graduate • His father was a two-time All-American under Jud Heathcote and is second all-time in scoring at MSU with 2,263 points • Favorite team is the Memphis Grizzlies • Favorite athlete is Shai Gilgeous-Alexander • Majoring in food science.



TYSON  
WALKER  
JR. GUARD  
WESTBURY, NY

2







## TYSON WALKER

6-0 • 175 • WESTBURY, N.Y.  
JUNIOR • GUARD

### CAREER STATS

Year	GP/GS	Min./Avg	FG-FGA	FG%	3FG-FGA	3FG%	FT-FTA	FT%	OFF-DEF	REB	AVG	PF/D	A	TO	BL	ST	PTS	AVG
19-20	30/28	920/30.7	123-270	.456	34-97	.351	39-59	.661	12-51	63	2.1	74/1	103	67	6	55	319	10.6
20-21	19/19	661/34.8	123-277	.444	40-113	.354	71-92	.772	10-46	56	2.9	38/0	92	63	1	46	357	18.8
<b>TOTAL</b>	<b>49/47</b>	<b>1581/32.3</b>	<b>246-547</b>	<b>.450</b>	<b>74-210</b>	<b>.352</b>	<b>110-151</b>	<b>.728</b>	<b>22-97</b>	<b>119</b>	<b>2.4</b>	<b>112/1</b>	<b>195</b>	<b>130</b>	<b>7</b>	<b>101</b>	<b>676</b>	<b>13.8</b>

### THE WORD

Transfer point guard from Northeastern University who will have two years of eligibility • 2021 CAA Defensive Player of the Year • Quick and crafty guard who is able to create for himself and others off the bounce • Excellent shooter and play-maker with a high basketball IQ • Able to finish around the rim with both hands.

### AT NORTHEASTERN

Was named to the Colonial Athletic Association First Team as a sophomore in 2021 and was the league's Defensive Player of the Year • Earned All-District first team honors from the National Association of Basketball Coaches in 2021 • Lou Henson Award Finalist (2021), awarded to top mid-major player in the country • Mid-Major All-American (2021) • Named to the CAA All-Rookie Team in 2020 • Three-time CAA Player of the Week (12/14/20, 1/11/21, 2/15/21) • Four-time CAA Rookie of the Week (11/11/19, 11/25/19, 12/31/19, 1/6/20) • As a sophomore in 2020-21, led the CAA in conference games with 19.3 points and 2.5 steals per game • Scored 30 or more points a CAA-best two times • Posted a career-high 36 points at Towson (2/13) • Tallied a league-best 2.4 steals per game, 12th in the NCAA • No. 3 in the CAA in points per game (18.8) and assists per game (4.8) • Reached double figures in 17-of-18 games played, including the final 16 of the season • Made a career-high 7-of-13 shots from behind the arc in a win over Hofstra (1/9) • Handed out a career-high nine assists in a 19-point second-half comeback win at Hofstra (1/7) • Tallied a career-high five steals in four games, last time against William & Mary (3/7) in the CAA Quarterfinals • In 2019-20, started in 29 of 31 games • Became just the sixth freshman in program history to surpass 100 assists • Led all freshman in the CAA in assists (104) and steals (56) • No. 3 in the CAA in steals per game (1.8), No. 5 in assist/turnover ratio (1.5) and No. 8 in assists per game (3.4) • Ranked No. 2 among CAA rookies and 28th in the league in scoring average (10.4) • His 18

double-figure scoring games was second-best on the team • Scored a then-career-high 32 points vs. Elon (1/2) which ranks fifth among freshman in school history • Dished out a season-high seven assists vs. Delaware (1/25) • Season-high four steals vs. Maine (12/4) and at Elon (2/1).

### HIGH SCHOOL

Rated a three-star recruit and 44th in his position by Rivals.com • Played four years at Christ the King (N.Y.) and one post-grad year at the New Hampton School (N.H.) • Captained Christ the King to a 22-5 record while making the All-CHSAA regular season and post season team in his senior year • At the New Hampton School, helped his team garner a 23-7 record while making the All-NEPSAC and All-Lakes Region teams.

### PERSONAL

Tyson Walker • The son of James and Andrea Walker • Born on September 18, 2000 • Has three siblings, Andre, Keyanna and Janel • Majoring in general studies.



JASON  
WHITENS  
R-SR. GUARD  
POWERS, MI

43







## JASON WHITENS

6-5 • 210 • POWERS, MICH.  
R-SENIOR • GUARD

### CAREER STATS

Year	GP/GS	Min./Avg	FG-FGA	FG%	3FG-FGA	3FG%	FT-FTA	FT%	OFF-DEF	REB	AVG	PF/D	A	TO	BL	ST	PTS	AVG
17-18	16-0	95/5.9	6-14	.429	3-5	.600	3-5	.600	7-8	15	0.9	13/0	4	3	3	2	18	1.1
19-20	32-29	782/24.4	58-121	.479	10-28	.357	21-35	.600	42-97	139	4.3	62/1	46	38	2	20	147	4.6
20-21	19-18	443/23.3	42-89	.472	2-17	.118	16-18	.889	20-47	67	3.5	23/0	24	22	2	7	102	5.4
<b>TOTAL</b>	<b>67-47</b>	<b>1320/19.7</b>	<b>106-224</b>	<b>.473</b>	<b>15-50</b>	<b>.300</b>	<b>40-58</b>	<b>.689</b>	<b>69-152</b>	<b>221</b>	<b>3.3</b>	<b>98/1</b>	<b>74</b>	<b>62</b>	<b>7</b>	<b>29</b>	<b>267</b>	<b>4.0</b>

### THE WORD

Transfer wing from Western Michigan • Physical and high-motor wing with a knack for rebounding and defense • Does a good job moving without the basketball to create opportunities for himself and his teammates.

### AT WESTERN MICHIGAN

As a redshirt junior in 2020-21, played in 19 games and made 18 starts while averaging 23.3 minutes • Averaged 5.4 points, 3.5 rebounds and 1.3 assists • Shot 47.2 percent from the floor and 88.9 percent from the free throw line • Scored in double figures four times • Registered a career-high 16 points on 6-of-9 shooting from the field vs. Milwaukee (12/13) • Had 10 points at Northern Illinois (3/2) • As a junior in 2019-20, played in 32 games and started 29 • Averaged 4.6 points, 4.3 rebounds and 1.4 assists in 24.4 minutes per game • Was third on the team with 42 offensive rebounds • Had his first career double-double with 11 points and 10 rebounds vs. Yale (11/25) • Scored a season-high 15 points at Milwaukee (11/9) • Posted four games in double figure scoring • Led the team in rebounds five times • Sat out the 2018-19 season due to an injury • Appeared in 16 games as a freshman in 2017-18, averaging 1.1 points, 0.9 rebounds.

### HIGH SCHOOL

Won three state titles and posted a 108-1 record over four-year career (graduated on an 83-game winning streak) at Powers North Central • Class D player of the year as a junior and senior in both basketball and football • As a senior, finished third in the Michigan Mr. Basketball voting • Averaged 23.2 points, 10.3 rebounds, 6.1 assists and 3.1 steals per game as a senior • Quarterback on the football team, led Powers North Central to consecutive 8-player state titles as a junior and senior • Broke the state finals rushing record, carrying the ball 17 times for 352 yards and six touchdowns.

### PERSONAL

The son of Gerald and Faye Whitens • Born on January 4, 1998 in Escanaba, Michigan and raised in Powers, Michigan • Has a sister, Paige • Earned his degree from Western Michigan in sales and marketing • Pursuing a master's degree in sports coaching and leadership • Favorite movie is The Dark Knight • Favorite TV show is Game of Thrones • Favorite book is the Harry Potter series • Favorite team is the Green Bay Packers • Favorite athlete is Kobe Bryant • Person he admires most is his sister, Paige, who is "the most intelligent, kind-hearted person I know. She sees the good in all things, and is able to put the right mindset in all thing when things get hard."





**MARCUS BINGHAM**  
Grand Rapids, Michigan  
GR Catholic Central  
7-0 | 230 | Senior

## 2018-19 GAME-BY-GAME STATS

OPPONENT	FG	3PG	FT	0-D	REB	PF	PTS	AST	TO	BLK	STL	MIN
Kansas (11/6)	0-0	0-0	0-0	0-0	0	0	0	0	0	1	0	1
FGCU (11/11)	2-4	2-2	0-0	1-1	2	0	6	0	1	1	0	6
ULM (11/14)	0-2	0-1	0-0	0-2	2	1	0	0	0	2	0	7
Tennessee Tech (11/18)	1-3	1-2	0-0	0-1	1	2	3	0	1	2	0	11
vs. UCLA (11/22)	1-2	1-2	3-4	1-3	4	1	6	1	0	0	0	9
vs. Texas (11/23)	0-0	0-0	0-0	0-1	1	0	0	0	1	0	0	3
at Louisville (11/27)	0-0	0-0	0-0	0-0	0	1	0	0	0	0	0	1
Iowa (12/3)	0-1	0-1	0-0	0-0	0	0	0	1	0	0	0	4
Green Bay (12/16)	0-2	0-1	1-2	1-1	2	0	1	1	0	3	0	6
Oakland (12/21)	1-2	1-1	0-0	1-3	4	1	3	1	0	0	0	9
Northern Illinois (12/29)	0-0	0-0	1-3	0-4	4	1	1	1	0	0	0	4
Northwestern (1/2)	0-0	0-0	0-0	0-2	2	0	0	1	0	0	0	4
Purdue (1/8)	0-1	0-1	0-0	0-0	0	1	0	0	0	0	0	1
at Penn State (1/13)	0-0	0-0	0-0	0-0	0	0	0	0	0	0	0	0
Maryland (1/21)	0-0	0-0	0-0	0-0	0	0	0	0	0	0	0	1
at Iowa (1/24)	0-0	0-0	0-0	0-0	0	1	0	0	0	0	0	2
Minnesota (2/9)	0-3	0-2	0-0	0-3	3	2	0	1	0	1	0	6
Ohio State (2/17)	0-0	0-0	0-0	0-0	0	0	0	0	0	0	0	1
Rutgers (2/20)	0-0	0-0	0-0	0-0	0	0	0	0	0	0	0	2
Nebraska (3/5)	0-0	0-0	0-0	0-0	0	0	0	0	0	0	0	3
Michigan (3/9)	0-0	0-0	0-0	0-0	0	0	0	0	0	0	0	0
vs. Ohio State (3/15)	0-0	0-0	0-0	0-0	0	0	0	0	1	0	0	1
vs. Bradley (3/21)	0-0	0-0	0-0	0-0	0	0	0	0	0	0	0	0
vs. Minnesota (3/23)	1-1	1-1	0-0	0-1	1	0	3	0	0	0	0	2

## 2019-20 GAME-BY-GAME STATS

OPPONENT	FG	3PG	FT	0-D	REB	PF	PTS	AST	TO	BLK	STL	MIN
Kentucky (11/5)	3-6	0-1	1-4	2-4	6	0	7	1	2	1	1	17
BINGHAMTON (11/10)	5-9	0-2	3-5	4-2	6	1	13	0	0	3	0	12
at Seton Hall (11/14)	0-2	0-1	0-0	0-1	1	0	0	0	0	0	0	3
CHARLESTON SO. (11/18)	1-3	0-1	4-4	1-5	6	1	6	1	0	4	1	12
vs. Virginia Tech (11/25)	0-2	0-0	2-2	1-0	1	0	2	0	0	0	0	3
vs. Georgia (11/26)	2-5	0-1	1-1	0-6	6	2	5	2	1	1	1	18
vs. UCLA (11/27)	0-0	0-0	0-0	0-1	1	0	0	0	0	3	0	7
DUKE (12/3)	4-6	2-3	3-3	0-2	2	3	13	1	0	3	0	12
RUTGERS (12/8)	1-2	0-1	0-0	0-2	2	2	2	1	1	0	0	11
Oakland (12/14)	2-3	1-1	0-0	0-4	4	0	5	0	2	2	0	13
at Northwestern (12/18)	2-4	0-1	2-2	1-4	5	0	6	0	0	0	0	13
EASTERN MICHIGAN (12/21)	4-5	0-0	2-2	3-3	6	3	10	2	0	1	0	11
WESTERN MICHIGAN (12/29)	1-4	0-1	1-2	4-4	8	1	3	0	0	0	1	18
ILLINOIS (1/2)	0-2	0-2	0-2	3-9	12	2	0	1	1	5	0	20
MICHIGAN (1/5)	1-3	1-2	2-2	3-3	6	0	5	0	2	2	0	13
MINNESOTA (1/9)	1-4	0-1	0-0	1-5	6	3	2	0	2	1	0	13
at Purdue (1/12)	1-3	0-2	0-1	1-4	5	1	2	0	0	2	0	15
WISCONSIN (1/17)	1-4	0-1	0-0	1-0	1	1	2	0	0	0	0	16
at Indiana (1/23)	2-6	1-2	0-0	1-4	5	1	5	1	1	1	0	15
at Minnesota (1/26)	0-2	0-0	0-0	0-0	0	0	0	0	0	1	1	5
NORTHWESTERN (1/29)	2-4	0-0	3-4	1-6	7	0	7	0	0	3	1	15
at Wisconsin (2/1)	0-1	0-1	1-2	0-1	1	2	1	0	0	0	0	11
PENN STATE (2/4)	2-3	0-1	1-2	1-4	5	0	5	0	0	3	0	11
at Michigan (2/8)	0-2	0-1	0-0	0-2	2	0	0	0	0	0	0	9
at Illinois (2/11)	0-3	0-1	0-3	1-1	2	2	0	0	0	1	0	12
MARYLAND (2/15)	1-1	0-0	0-0	2-2	4	0	2	0	0	1	0	7
at Nebraska (2/20)	0-2	0-0	0-0	0-1	1	1	0	0	1	0	0	4
IOWA (2/25)	2-2	0-0	0-0	0-0	0	2	4	2	1	2	1	13
at Maryland (2/29)	0-1	0-1	0-0	0-0	0	2	0	0	0	0	0	3
at Penn State (3/3)	0-1	0-0	0-0	0-0	1	0	0	0	0	1	0	6
OHIO STATE (3/8)	0-0	0-0	0-0	0-0	0	2	0	0	0	1	0	4





**MARCUS BINGHAM**  
Grand Rapids, Michigan  
GR Catholic Central  
7-0 | 230 | Senior

## 2020-21 GAME-BY-GAME STATS

OPPONENT	FG	3PG	FT	O-D	REB	PF	PTS	AST	TO	BLK	STL	MIN
EASTERN MICHIGAN (11/25)	2-3	0-0	2-2	1-1	2	0	6	3	0	2	0	15
NOTRE DAME (11/28)	3-8	0-0	1-1	2-5	7	2	7	1	2	4	1	15
at Duke (12/1)	0-1	0-1	0-0	0-3	3	1	0	0	0	0	2	10
DETROIT MERCY (12/4)	0-0	0-0	0-0	0-0	0	1	0	0	1	4	0	11
WESTERN MICHIGAN (12/6)	4-6	0-0	0-0	0-1	1	1	8	0	1	2	0	12
OAKLAND (12/13)	1-3	0-0	1-2	1-1	2	2	3	0	2	0	0	10
at Northwestern (12/20)	0-1	0-0	0-0	0-0	0	1	0	1	0	1	0	8
WISCONSIN (12/25)	0-1	0-0	0-0	0-2	2	1	0	0	0	0	0	6
at Minnesota (12/28)	0-0	0-0	0-0	0-0	0	1	0	0	0	0	0	2
at Nebraska (1/2)	0-0	0-0	0-0	0-0	0	0	0	0	1	0	0	2
RUTGERS (1/5)	0-0	0-0	3-4	0-1	1	0	3	0	1	1	0	2
PURDUE (1/8)	0-0	0-0	3-4	1-3	4	1	3	0	0	3	0	9
at Rutgers (1/28)	2-6	0-1	0-0	2-5	7	3	4	1	1	2	1	19
at Ohio State (1/31)	0-1	0-0	4-4	1-3	4	3	4	1	1	2	1	8
at Iowa (2/2)	0-2	0-0	0-0	0-4	4	5	0	0	0	1	0	11
NEBRASKA (2/6)	2-4	0-1	2-2	1-3	4	0	6	1	0	2	3	14
PENN STATE (2/9)	1-1	0-0	4-5	1-8	9	2	6	0	0	1	1	18
IOWA (2/13)	1-4	0-0	0-1	0-2	2	0	2	0	0	1	0	14
at Purdue (2/16)	0-0	0-0	0-0	0-0	0	3	0	0	0	1	0	3
at Indiana (2/20)	4-5	0-0	0-0	2-3	5	2	8	0	1	1	1	14
ILLINOIS (2/23)	3-3	0-0	1-2	1-1	2	4	7	0	0	3	0	11
OHIO STATE (2/25)	4-5	0-0	0-0	1-4	5	1	8	1	0	1	1	16
at Maryland (2/28)	0-0	0-0	0-0	0-1	1	0	0	0	0	0	0	3
INDIANA (3/2)	1-5	0-0	1-2	3-3	6	2	3	0	0	3	1	15
at Michigan (3/4)	1-1	0-0	0-0	0-4	4	2	2	0	0	1	1	14
MICHIGAN (3/7)	1-2	0-0	3-5	3-5	8	3	5	1	0	1	3	24
vs. Maryland (3/11)	3-4	0-0	1-2	1-4	5	1	7	0	1	1	1	14
vs. UCLA (3/18)	1-2	0-0	5-6	0-2	2	2	7	0	0	3	0	20

## 2018-19 GAME-BY-GAME STATS

OPPONENT	FG	3PG	FT	O-D	REB	PF	PTS	AST	TO	BLK	STL	MIN
FGCU (11/11)	1-1	0-0	0-0	0-1	1	0	2	0	0	0	0	7
ULM (11/14)	0-0	0-0	0-0	0-0	0	0	0	0	0	0	0	1
Tennessee Tech (11/18)	2-3	1-2	2-3	1-1	2	0	7	0	0	0	0	8
vs. UCLA (11/22)	0-1	0-1	0-0	0-0	0	0	0	0	0	0	0	5
at Louisville (11/27)	2-2	2-2	0-0	0-0	0	3	6	0	0	0	0	6
at Rutgers (11/30)	0-0	0-0	0-0	0-1	1	0	0	0	0	0	0	5
Iowa (12/3)	0-0	0-0	2-2	0-0	0	0	2	0	0	0	0	8
Green Bay (12/16)	4-5	3-4	0-0	0-2	2	0	11	1	0	0	0	6
Oakland (12/21)	1-1	1-1	0-0	0-0	0	0	3	0	0	0	0	5
Northern Illinois (12/29)	1-3	1-2	0-0	0-0	0	0	3	1	0	0	0	5
Northwestern (1/2)	0-2	0-2	0-1	1-0	1	1	0	0	1	0	1	13
at Ohio State (1/5)	0-1	0-1	0-0	0-1	1	0	0	0	1	0	0	6
Purdue (1/8)	1-1	1-1	0-0	0-1	1	0	3	0	0	0	0	4
at Penn State (1/13)	1-5	1-4	0-0	0-4	4	1	3	1	0	0	0	21
at Nebraska (1/17)	1-4	0-3	1-1	0-4	4	0	3	0	0	1	0	21
Maryland (1/21)	1-2	1-2	0-0	0-0	0	1	3	0	0	1	0	5
at Iowa (1/24)	0-0	0-0	0-0	0-1	1	0	0	0	0	0	0	4
at Purdue (1/27)	0-4	0-3	2-2	1-0	1	0	2	1	0	0	0	12
Indiana (2/2)	0-0	0-0	0-0	0-0	0	0	0	0	0	0	0	2
at Illinois (2/5)	0-0	0-0	0-0	0-0	0	1	0	0	0	0	0	3
Minnesota (2/9)	1-3	0-1	2-2	2-0	2	0	4	0	0	0	0	5
Ohio State (2/17)	0-0	0-0	0-0	0-0	0	0	0	0	0	0	1	4
Rutgers (2/20)	0-0	0-0	0-0	0-0	0	0	0	0	0	0	0	1
at Michigan (2/24)	0-0	0-0	0-0	0-0	0	0	0	0	0	1	0	5
Nebraska (3/5)	1-7	0-3	0-0	2-2	4	1	2	0	0	1	0	22
vs. Ohio State (3/15)	0-0	0-0	0-0	0-0	0	0	0	0	0	0	0	9
vs. Wisconsin (3/16)	0-0	0-0	0-0	0-1	1	1	0	0	0	0	0	5
vs. Bradley (3/21)	1-2	1-1	0-0	1-1	2	2	3	0	0	0	0	7
vs. Minnesota (3/23)	0-2	0-1	0-0	1-0	1	2	0	0	0	0	0	11
vs. LSU (3/29)	5-7	4-6	1-2	0-3	3	0	15	0	0	0	0	16
vs. Duke (3/31)	0-0	0-0	0-0	0-1	1	1	0	0	0	0	0	3
vs. Texas Tech (4/6)	0-3	0-2	0-0	1-4	5	0	0	0	0	0	0	14



**GABE BROWN**  
Ypsilanti, Michigan  
Belleville  
6-8 | 215 | Senior



**GABE BROWN**  
Ypsilanti, Michigan  
Belleville  
6-8 | 215 | Senior

## 2019-20 GAME-BY-GAME STATS

OPPONENT	FG	3PG	FT	0-D	REB	PF	PTS	AST	TO	BLK	STL	MIN
Kentucky (11/5)	3-10	2-6	0-0	0-3	3	0	8	0	1	0	0	21
BINGHAMTON (11/10)	3-4	0-0	1-1	0-0	0	0	7	1	0	0	0	13
at Seton Hall (11/14)	3-6	1-3	0-0	3-1	4	2	7	1	0	1	0	23
CHARLESTON SO. (11/18)	5-7	0-1	2-2	2-4	6	0	12	1	1	1	0	28
vs. Virginia Tech (11/25)	3-7	2-3	1-2	2-1	3	2	9	1	0	0	2	26
vs. Georgia (11/26)	2-5	1-2	2-2	2-2	4	1	7	0	0	0	1	18
vs. UCLA (11/27)	2-5	2-3	0-0	2-2	4	1	6	2	0	1	0	25
DUKE (12/3)	3-7	1-4	1-1	2-3	5	0	8	2	1	0	1	21
RUTGERS (12/8)	2-6	2-6	8-8	1-5	6	1	14	0	1	1	1	34
Oakland (12/14)	3-8	0-5	3-3	0-6	6	0	9	1	0	0	0	27
at Northwestern (12/18)	4-8	3-4	0-0	2-8	10	3	11	0	0	1	0	36
EASTERN MICHIGAN (12/21)	2-8	1-6	2-2	1-5	6	2	7	2	3	0	0	27
WESTERN MICHIGAN (12/29)	2-5	0-2	4-4	0-2	2	0	8	0	0	0	0	20
ILLINOIS (1/2)	3-6	2-5	4-4	2-2	4	2	12	0	1	0	0	24
MICHIGAN (1/5)	1-3	1-2	3-4	1-5	6	2	6	0	2	1	0	26
MINNESOTA (1/9)	3-8	1-4	2-2	3-2	5	0	9	0	0	0	1	35
at Purdue (1/12)	1-4	0-3	0-0	0-2	2	0	2	0	2	1	0	27
WISCONSIN (1/17)	5-5	2-2	1-1	0-4	4	0	13	0	1	1	1	33
at Indiana (1/23)	4-6	2-3	0-0	0-2	2	2	10	0	0	0	0	27
at Minnesota (1/26)	2-6	1-3	2-2	0-6	6	0	7	0	0	0	0	26
NORTHWESTERN (1/29)	3-6	1-4	0-0	1-1	2	2	7	2	0	2	1	22
at Wisconsin (2/1)	0-1	0-0	0-0	0-1	1	0	0	0	0	0	0	3
PENN STATE (2/4)	3-4	1-2	0-0	0-3	3	2	7	0	0	0	0	24
at Michigan (2/8)	0-5	0-3	0-0	0-2	2	1	0	1	0	0	0	21
at Illinois (2/11)	1-4	0-1	0-0	0-2	2	3	2	0	1	0	0	23
MARYLAND (2/15)	0-2	0-1	0-0	0-1	1	1	0	0	0	0	0	10
at Nebraska (2/20)	6-9	5-8	0-0	0-4	4	0	17	0	0	0	0	22
IOWA (2/25)	0-2	0-2	0-0	0-1	1	0	0	0	0	0	0	9
at Maryland (2/29)	0-1	0-0	0-0	1-0	1	0	0	1	0	0	0	5
at Penn State (3/3)	2-4	0-1	0-0	2-4	6	1	4	0	1	1	0	14
OHIO STATE (3/8)	1-3	0-2	0-0	0-0	0	1	2	1	1	0	0	7

## 2020-21 GAME-BY-GAME STATS

OPPONENT	FG	3PG	FT	0-D	REB	PF	PTS	AST	TO	BLK	STL	MIN
EASTERN MICHIGAN (11/25)	4-7	4-6	0-0	0-0	0	1	12	1	1	0	0	17
NOTRE DAME (11/28)	4-8	1-5	0-0	0-2	2	0	9	1	0	2	5	22
at Duke (12/1)	0-4	0-3	0-0	2-1	3	1	0	0	2	0	0	17
DETROIT MERCY (12/4)	6-9	4-6	0-0	0-0	0	1	16	0	1	2	0	30
WESTERN MICHIGAN (12/6)	3-4	1-1	0-0	1-2	3	0	7	1	4	0	0	15
OAKLAND (12/13)	7-9	4-6	2-2	0-1	1	2	20	1	0	0	1	18
at Northwestern (12/20)	4-5	1-2	1-1	2-3	5	0	10	1	1	0	0	25
WISCONSIN (12/25)	1-2	0-0	0-0	1-0	1	2	2	1	0	0	0	19
at Minnesota (12/28)	0-5	0-3	0-0	1-1	2	0	0	0	0	1	1	13
at Nebraska (1/2)	4-6	2-4	0-0	0-1	1	1	10	0	2	0	2	16
RUTGERS (1/5)	1-4	1-3	1-2	0-2	2	0	4	0	2	0	0	16
PURDUE (1/8)	0-0	0-0	0-0	0-0	0	0	0	0	0	1	0	6
NEBRASKA (2/6)	3-6	0-2	0-0	1-6	7	0	6	0	0	1	0	18
PENN STATE (2/9)	0-2	0-1	0-0	0-1	1	1	0	0	0	0	0	11
IOWA (2/13)	6-10	3-5	0-0	0-2	2	0	15	1	1	1	0	21
at Purdue (2/16)	2-7	2-4	0-0	0-3	3	0	6	0	0	0	0	13
at Indiana (2/20)	5-11	4-8	0-0	3-1	4	3	14	0	0	0	0	29
ILLINOIS (2/23)	2-4	1-2	0-0	0-4	4	1	5	1	0	1	0	33
OHIO STATE (2/25)	4-6	1-2	2-2	1-4	5	2	11	1	0	0	0	31
at Maryland (2/28)	2-5	2-5	1-2	2-4	6	2	7	1	1	1	0	39
INDIANA (3/2)	4-9	2-4	0-0	2-5	7	0	10	1	0	1	0	29
at Michigan (3/4)	0-2	0-1	2-2	2-2	4	0	2	0	0	2	0	39
MICHIGAN (3/7)	0-2	0-1	2-2	2-2	4	0	2	0	0	2	0	27
vs. Maryland (3/11)	1-2	0-1	0-0	0-0	0	0	2	0	0	0	0	14
vs. UCLA (3/18)	2-7	1-5	2-2	1-1	2	1	7	2	1	0	1	24






**25**

**STATE F**

**MALIK HALL**  
Aurora, Illinois  
Sunrise Christian Academy (Kan.)  
6-8 | 225 | Junior

## 2019-20 GAME-BY-GAME STATS

OPPONENT	FG	3PG	FT	0-0	REB	PF	PTS	AST	TO	BLK	STL	MIN
Kentucky (11/5)	0-2	0-1	0-0	1-2	3	3	0	1	0	0	1	9
BINGHAMTON (11/10)	0-1	0-0	0-0	0-3	3	0	0	2	0	0	0	14
at Seton Hall (11/14)	7-7	3-3	0-2	1-4	5	0	17	0	1	0	1	19
CHARLESTON SO. (11/18)	3-5	0-1	0-0	2-2	4	1	6	3	1	0	0	12
vs. Virginia Tech (11/25)	0-1	0-1	0-0	1-1	2	5	0	1	1	0	0	8
vs. Georgia (11/26)	4-6	1-2	0-0	0-4	4	2	9	2	2	1	0	23
vs. UCLA (11/27)	1-2	0-0	6-6	0-2	2	5	8	0	0	0	0	17
DUKE (12/3)	3-8	0-2	3-5	3-5	8	0	9	3	1	0	1	25
RUTGERS (12/8)	1-4	0-0	1-3	1-3	4	2	3	2	0	0	2	20
Oakland (12/14)	1-1	0-0	0-0	0-2	2	2	2	1	2	0	0	8
at Northwestern (12/18)	2-4	0-0	1-2	1-2	3	3	5	2	1	1	0	17
EASTERN MICHIGAN (12/21)	1-1	0-0	0-1	0-3	3	2	2	2	0	1	0	10
WESTERN MICHIGAN (12/29)	3-4	0-1	3-3	1-0	1	1	9	0	1	0	0	10
ILLINOIS (1/2)	0-1	0-0	0-0	0-1	1	3	0	0	1	0	0	4
MICHIGAN (1/5)	2-3	0-1	2-2	1-1	2	4	6	1	0	0	0	16
MINNESOTA (1/9)	1-3	0-0	0-0	3-1	4	0	2	1	0	0	1	11
at Purdue (1/12)	1-3	1-1	0-0	1-1	2	3	3	0	1	0	0	10
WISCONSIN (1/17)	2-4	0-0	1-1	2-4	6	2	5	2	0	0	1	16
at Indiana (1/23)	1-2	0-0	0-0	0-3	3	3	2	1	1	2	0	22
at Minnesota (1/26)	3-3	0-0	1-1	3-3	6	4	7	1	1	0	0	20
NORTHWESTERN (1/29)	2-4	-0-1	2-2	1-1	2	2	6	1	0	0	0	17
at Wisconsin (2/1)	1-1	0-0	0-0	2-4	6	3	2	2	2	2	0	20
PENN STATE (2/4)	1-4	1-1	2-2	2-6	8	4	5	3	3	0	2	25
at Michigan (2/8)	3-4	0-0	2-2	3-1	4	2	8	0	1	1	0	26
at Illinois (2/11)	0-0	0-0	0-0	0-1	1	2	0	0	1	0	0	7
MARYLAND (2/15)	0-2	0-2	0-0	0-0	0	3	0	1	0	0	0	7
at Nebraska (2/20)	0-1	0-0	0-2	3-2	5	1	0	0	1	0	0	11
IOWA (2/25)	2-5	0-1	0-0	1-5	6	2	4	1	0	0	0	21
at Maryland (2/29)	5-5	1-1	5-6	2-4	6	5	16	1	0	0	1	22
at Penn State (3/3)	2-4	0-1	0-0	0-3	3	5	4	1	0	1	0	26
OHIO STATE (3/8)	0-2	0-1	3-4	3-3	6	1	3	3	0	1	0	24

## 2020-21 GAME-BY-GAME STATS

OPPONENT	FG	3PG	FT	0-0	REB	PF	PTS	AST	TO	BLK	STL	MIN
EASTERN MICHIGAN (11/25)	3-6	0-0	0-0	0-4	4	1	6	5	0	0	0	18
NOTRE DAME (11/28)	2-3	0-1	0-1	1-3	4	0	4	3	2	1	0	18
at Duke (12/1)	2-5	0-1	6-8	4-6	10	1	10	2	1	0	0	29
DETROIT MERCY (12/4)	2-4	0-1	1-1	2-3	5	1	5	1	1	0	1	18
WESTERN MICHIGAN (12/6)	1-2	0-1	0-0	1-3	4	1	2	1	1	0	1	21
OAKLAND (12/13)	4-6	1-1	1-1	3-3	6	1	10	1	0	0	0	16
at Northwestern (12/20)	4-7	1-2	1-4	4-5	9	0	10	3	1	0	1	22
WISCONSIN (12/25)	2-4	1-1	0-0	1-1	2	2	5	2	1	0	0	16
at Minnesota (12/28)	2-6	2-3	2-2	2-3	5	1	8	1	1	0	0	20
at Nebraska (1/2)	0-0	0-0	3-4	3-5	8	2	3	0	0	0	0	19
RUTGERS (1/5)	2-2	0-0	1-1	1-3	4	2	5	1	0	0	0	27
PURDUE (1/8)	1-3	0-1	1-2	0-2	2	0	3	3	0	1	1	23
at Rutgers (1/28)	1-6	0-2	0-0	2-1	3	0	2	2	1	0	0	17
at Ohio State (1/31)	0-1	0-1	4-5	2-3	5	1	4	1	1	0	0	14
at Iowa (2/2)	0-3	0-1	0-0	3-1	4	2	0	1	1	0	0	14
NEBRASKA (2/6)	1-4	0-1	0-0	1-3	4	1	2	1	3	1	1	24
PENN STATE (2/9)	3-4	0-1	4-7	0-5	5	2	10	1	1	0	1	20
IOWA (2/13)	0-0	0-0	1-2	1-2	3	2	1	0	1	0	1	13
at Purdue (2/16)	0-0	0-0	3-4	3-3	6	1	3	0	0	0	0	12
at Indiana (2/20)	0-0	0-0	0-0	0-0	0	0	0	0	2	0	0	3
ILLINOIS (2/23)	0-0	0-0	0-0	0-0	0	0	0	1	0	0	0	5
OHIO STATE (2/25)	0-0	0-0	3-4	0-2	2	1	3	1	2	0	0	7
at Maryland (2/28)	3-4	0-0	1-3	2-1	3	2	7	1	0	1	1	23
INDIANA (3/2)	0-2	0-1	4-4	0-3	3	2	4	0	1	1	0	12
at Michigan (3/4)	0-1	0-0	0-0	0-2	2	2	0	1	1	0	0	10
MICHIGAN (3/7)	1-4	1-1	0-0	1-3	4	1	3	2	1	0	1	24
vs. Maryland (3/11)	8-12	2-2	1-2	1-4	5	2	19	0	1	0	1	23
vs. UCLA (3/18)	3-3	0-0	4-4	1-4	5	2	10	0	1	0	0	26



**JOEY HAUSER**  
Stevens Point, Wis.  
Stevens Point  
6-9 | 230 | R-Senior

## 2018-19 GAME-BY-GAME STATS (AT MARQUETTE)

OPPONENT	FG	3PG	FT	0-D	REB	PF	PTS	AST	TO	BLK	STL	MIN
UMBC (11/6)	2-6	1-2	1-2	2-5	7	2	6	0	0	0	0	24
BETHUNE-COOKMAN (11/10)	4-8	1-3	2-2	0-7	7	3	11	6	5	0	1	25
at Indiana (11/14)	6-9	1-3	5-5	1-3	4	2	18	1	3	0	0	28
PRESBYTERIAN (11/17)	2-8	1-4	8-8	1-7	8	1	13	5	1	0	2	36
vs. Kansas (11/21)	3-3	2-2	1-2	0-5	5	3	9	1	1	1	0	22
vs. Louisville (11/23)	2-7	0-2	7-8	2-3	5	3	11	2	1	1	1	33
CHARLESTON SO. (11/27)	2-7	0-3	0-0	2-2	4	0	4	5	3	0	0	25
KANSAS STATE (12/1)	2-4	1-3	0-0	0-6	6	3	5	0	2	0	0	24
UTEP (12/4)	5-5	1-1	4-7	0-6	6	3	15	2	3	0	1	27
WISCONSIN (12/8)	5-8	3-5	2-2	0-1	1	4	15	0	1	0	1	33
NORTH DAKOTA (12/18)	2-6	1-2	0-0	0-10	10	1	5	6	3	0	0	27
BUFFALO (12/21)	3-4	3-3	2-2	1-8	9	5	11	1	1	0	0	33
SOUTHERN U (12/28)	1-6	0-2	0-0	4-5	9	4	2	1	1	0	0	19
at St. John's (1/1)	6-9	1-1	2-2	3-2	5	4	15	1	3	0	1	28
XAVIER (1/6)	6-10	3-4	3-5	0-5	1	18	3	2	0	0	0	37
at Creighton (1/9)	4-7	3-4	2-2	1-4	5	3	13	0	1	0	0	35
SETON HALL (1/12)	2-7	0-4	1-2	0-3	3	0	5	0	2	0	0	30
at Georgetown (1/15)	4-10	1-5	1-1	1-7	8	3	10	6	5	0	0	39
PROVIDENCE (1/20)	4-5	2-2	1-1	0-4	4	4	11	3	1	0	0	29
DEPAUL (1/23)	3-8	3-6	5-6	0-6	6	3	14	3	4	0	2	37
at Xavier (1/26)	6-10	5-6	4-4	1-4	5	3	21	0	1	0	1	38
at Butler (1/30)	1-5	0-1	2-2	1-7	8	3	4	1	3	0	0	32
ST. JOHN'S (2/5)	0-3	0-2	4-5	0-1	1	1	4	3	0	0	0	24
VILLANOVA (2/9)	0-4	0-1	0-0	0-4	4	1	0	5	2	0	0	28
at DePaul (2/12)	2-9	2-7	1-2	0-1	1	4	7	2	0	0	1	21
BUTLER (2/20)	3-10	0-2	2-2	1-1	2	5	8	4	1	1	0	24
at Providence (2/23)	6-8	3-4	0-0	2-5	7	1	15	2	2	0	0	34
at Villanova (2/27)	3-6	1-2	1-2	0-6	6	3	8	3	4	0	0	39
CREIGHTON (3/3)	2-5	1-2	1-1	1-3	4	2	6	5	5	0	0	28
at Seton Hall (3/6)	2-12	0-4	0-0	2-3	5	3	4	2	1	0	0	23
GEORGETOWN (3/9)	3-6	3-5	7-8	1-2	3	4	16	3	2	0	0	31
at St. John's (3/14)	2-5	1-2	0-1	0-7	7	2	5	3	0	0	1	25
vs. Seton Hall (3/15)	5-9	1-5	1-3	2-4	6	5	12	2	4	0	0	25
vs. Murray State (3/21)	3-8	0-2	2-4	1-3	4	5	8	1	2	0	0	29

## 2020-21 GAME-BY-GAME STATS

OPPONENT	FG	3PG	FT	0-D	REB	PF	PTS	AST	TO	BLK	STL	MIN
EASTERN MICHIGAN (11/25)	6-9	0-2	3-4	2-7	9	2	15	2	5	0	0	23
NOTRE DAME (11/28)	4-11	0-4	2-4	4-12	16	1	10	4	1	0	0	23
at Duke (12/1)	4-6	2-3	1-2	3-7	10	5	11	0	2	0	1	23
DETROIT MERCY (12/4)	3-6	1-4	3-4	1-4	5	1	10	2	2	0	0	18
WESTERN MICHIGAN (12/6)	8-14	6-10	2-2	1-9	10	0	24	4	0	1	2	27
OAKLAND (12/13)	4-6	2-3	0-0	2-8	10	4	10	4	3	0	0	25
at Northwestern (12/20)	2-7	1-5	0-0	1-1	2	0	5	1	3	0	3	21
WISCONSIN (12/25)	7-9	3-3	10-11	0-7	7	4	27	2	1	0	0	28
at Minnesota (12/28)	1-8	0-5	4-6	0-4	4	3	6	0	1	0	0	21
at Nebraska (1/2)	1-4	0-2	3-4	0-6	6	2	5	1	3	0	0	20
RUTGERS (1/5)	3-7	1-3	2-2	2-12	14	4	9	2	2	0	0	25
PURDUE (1/8)	2-5	2-5	3-4	1-3	4	4	9	1	3	0	0	23
at Rutgers (1/28)	3-5	0-2	0-0	1-0	1	1	6	0	1	0	0	18
at Ohio State (1/31)	5-11	1-5	0-1	0-5	5	3	11	1	1	1	0	34
at Iowa (2/2)	3-7	2-4	2-3	4-5	9	4	10	3	2	1	1	23
NEBRASKA (2/6)	0-3	0-1	0-0	0-1	1	5	0	0	2	0	0	14
PENN STATE (2/9)	4-8	1-3	2-2	1-1	2	0	11	3	1	0	1	21
IOWA (2/13)	4-12	1-5	0-1	2-5	7	4	9	0	1	0	0	25
at Purdue (2/16)	3-5	3-5	2-2	1-3	4	3	11	2	6	0	2	28
at Indiana (2/20)	2-7	0-3	0-0	1-0	1	1	4	0	3	0	0	13
ILLINOIS (2/23)	3-3	2-2	5-6	0-2	2	3	13	2	2	1	1	14
OHIO STATE (2/25)	3-5	1-3	1-2	0-3	3	3	8	0	2	0	0	18
at Maryland (2/28)	4-8	3-6	0-2	3-5	8	2	11	1	0	0	0	26
INDIANA (3/2)	2-6	0-3	2-2	2-2	4	4	6	2	1	0	0	22
at Michigan (3/4)	3-7	0-3	0-0	2-2	4	2	6	2	2	0	1	20
MICHIGAN (3/7)	5-7	1-2	0-0	1-4	5	4	11	0	0	0	0	17
vs. Maryland (3/11)	2-6	0-2	0-1	1-0	1	4	4	1	1	1	0	13
vs. UCLA (3/18)	3-6	1-2	2-2	2-1	3	1	9	0	1	1	0	16






**11**

**A.J. HOGGARD**  
Coatesville, Pa.  
Huntington Prep (W.Va.)  
6-4 | 210 | R-Senior

## 2020-21 GAME-BY-GAME STATS

OPPONENT	FG	3PG	FT	0-0	REB	PF	PTS	AST	TO	BLK	STL	MIN
EASTERN MICHIGAN (11/25)	0-0	0-0	0-0	0-1	1	1	0	1	0	0	0	3
NOTRE DAME (11/28)	0-2	0-0	0-0	0-0	0	1	0	0	0	0	0	4
DETROIT MERCY (12/4)	1-3	0-0	2-3	0-4	4	1	4	2	4	0	1	19
WESTERN MICHIGAN (12/6)	0-2	0-1	0-0	0-2	2	2	0	1	0	0	0	7
OAKLAND (12/13)	3-3	1-1	3-3	0-3	3	0	10	1	0	1	0	8
at Northwestern (12/20)	1-4	1-3	0-0	1-1	2	2	3	1	0	0	1	6
at Minnesota (12/28)	4-9	0-2	1-1	0-1	1	3	9	1	0	0	2	15
at Nebraska (1/2)	2-3	0-0	0-1	0-3	3	2	4	5	1	2	0	24
RUTGERS (1/5)	1-4	0-0	1-2	1-2	3	2	3	6	2	1	2	25
PURDUE (1/8)	0-3	0-1	3-4	0-3	3	1	3	4	2	0	0	26
at Rutgers (1/28)	2-5	1-2	0-1	0-6	6	3	5	2	3	0	0	19
at Ohio State (1/31)	0-1	0-0	0-0	0-0	0	0	0	0	1	0	0	5
at Iowa (2/2)	0-1	0-0	1-2	0-1	1	0	1	1	1	0	0	10
NEBRASKA (2/6)	1-5	0-2	0-0	1-2	3	2	2	2	1	1	0	15
PENN STATE (2/9)	0-1	0-0	0-0	0-2	2	2	0	1	0	0	0	15
IOWA (2/13)	0-4	0-1	0-0	0-0	0	0	0	5	2	0	1	15
at Purdue (2/16)	2-4	0-0	0-3	0-5	5	2	4	0	2	0	0	26
at Indiana (2/20)	0-1	0-0	0-0	0-0	0	0	0	2	2	0	0	8
ILLINOIS (2/23)	1-2	0-1	0-0	0-0	0	0	2	2	0	0	1	9
OHIO STATE (2/25)	1-4	0-1	4-4	0-3	3	0	6	6	1	0	1	21
at Maryland (2/28)	1-3	0-1	0-0	0-1	1	3	2	1	1	0	0	11
INDIANA (3/2)	0-0	0-0	0-0	1-2	3	1	0	2	2	0	0	14
at Michigan (3/4)	1-4	0-1	0-0	0-2	2	1	2	2	0	0	0	14
MICHIGAN (3/7)	0-2	0-0	0-0	0-1	1	0	0	1	1	0	0	9
vs. Maryland (3/11)	1-2	0-0	0-1	0-0	0	1	2	1	1	0	0	13
vs. UCLA (3/18)	1-3	0-1	0-0	0-0	0	1	2	2	0	0	0	12

## 2019-20 GAME-BY-GAME STATS

OPPONENT	FG	3PG	FT	0-0	REB	PF	PTS	AST	TO	BLK	STL	MIN
BINGHAMTON (11/10)	0-0	0-0	0-0	0-0	0	0	0	0	0	0	0	2
CHARLESTON SO. (11/18)	0-0	0-0	0-0	0-0	0	0	0	0	1	0	0	2
vs. UCLA (11/27)	0-0	0-0	0-0	0-0	0	0	0	0	0	0	0	0
Oakland (12/14)	0-1	0-1	0-0	0-3	3	0	0	0	0	0	0	2
EASTERN MICHIGAN (12/21)	0-0	0-0	0-0	0-0	0	0	0	0	0	0	0	2
WESTERN MICHIGAN (12/29)	0-1	0-1	0-0	1-0	1	1	0	1	0	0	0	2
ILLINOIS (1/2)	0-0	0-0	0-0	0-0	0	0	0	0	0	0	0	1
MICHIGAN (1/5)	0-0	0-0	0-0	0-0	0	0	0	0	0	0	0	0
at Minnesota (1/26)	0-0	0-0	0-0	0-1	1	0	0	0	0	0	0	1
NORTHWESTERN (1/29)	0-0	0-0	0-0	0-0	0	0	0	0	0	0	0	2
at Nebraska (2/20)	0-0	0-0	0-0	0-0	0	0	0	0	0	0	1	1
OHIO STATE (3/8)	0-0	0-0	0-0	0-0	0	0	0	0	0	0	0	0

## 2020-21 GAME-BY-GAME STATS

OPPONENT	FG	3PG	FT	0-0	REB	PF	PTS	AST	TO	BLK	STL	MIN
EASTERN MICHIGAN (11/25)	0-0	0-0	0-0	0-0	0	0	0	0	1	0	0	2
NOTRE DAME (11/28)	0-2	0-0	0-0	1-0	1	0	0	0	1	0	0	2
WESTERN MICHIGAN (12/6)	0-0	0-0	0-0	0-0	0	0	0	1	1	0	0	1
OAKLAND (12/13)	0-1	0-1	0-0	0-0	0	0	0	0	0	0	0	2
RUTGERS (1/5)	0-0	0-0	0-0	0-0	0	0	0	0	0	0	0	1
at Rutgers (1/28)	0-0	0-0	0-0	0-0	0	1	0	0	0	0	0	1
IOWA (2/13)	0-0	0-0	0-0	0-0	0	0	0	0	0	0	0	1
at Michigan (3/4)	0-0	0-0	0-0	0-0	0	0	0	0	0	0	0	0



**13**

**STEVEN IZZO**  
East Lansing, Michigan  
Lansing Catholic  
5-8 | 150 | Junior

**JULIUS MARBLE**

Dallas, Texas

Dallas Jesuit

6-9 | 245 | Junior

**2019-20 GAME-BY-GAME STATS**

OPPONENT	FG	3PG	FT	0-D	REB	PF	PTS	AST	TO	BLK	STL	MIN
Kentucky (11/5)	0-0	0-0	0-0	1-1	2	1	0	0	1	0	0	4
BINGHAMTON (11/10)	2-2	0-0	0-0	0-0	0	0	4	0	0	0	0	6
at Seton Hall (11/14)	0-0	0-0	0-0	0-0	0	0	0	0	1	0	0	2
CHARLESTON SO. (11/18)	4-5	0-0	1-2	1-0	1	2	9	0	1	0	0	11
vs. Virginia Tech (11/25)	1-1	0-0	1-2	1-3	4	0	3	0	0	0	0	7
vs. Georgia (11/26)	0-1	0-0	1-2	0-1	1	2	1	1	0	0	0	6
vs. UCLA (11/27)	0-0	0-0	2-3	0-3	3	1	2	0	1	1	0	7
DUKE (12/3)	1-1	0-0	0-0	0-0	0	0	2	0	0	0	0	3
Oakland (12/14)	0-0	0-0	0-0	0-1	1	0	0	2	0	0	0	6
EASTERN MICHIGAN (12/21)	3-3	0-0	3-4	0-5	5	2	9	0	1	0	0	9
WESTERN MICHIGAN (12/29)	1-3	0-0	0-0	2-0	2	0	2	0	1	0	0	7
ILLINOIS (1/2)	0-0	0-0	0-0	1-0	1	0	0	0	0	0	0	1
MICHIGAN (1/5)	0-1	0-0	0-0	0-3	3	2	0	0	0	1	0	9
MINNESOTA (1/9)	1-1	0-0	0-0	0-4	4	3	2	0	0	0	1	9
at Purdue (1/12)	1-2	0-0	0-1	1-0	1	1	2	0	0	0	0	5
WISCONSIN (1/17)	0-0	0-0	0-0	0-2	2	0	0	0	0	0	0	8
at Indiana (1/23)	0-0	0-0	0-0	0-2	2	1	0	0	0	0	0	4
at Minnesota (1/26)	0-1	0-0	0-0	1-1	2	1	0	0	0	0	0	7
NORTHWESTERN (1/29)	2-3	0-1	2-2	0-1	1	0	6	0	0	0	0	7
at Wisconsin (2/1)	0-1	0-0	0-0	1-0	1	0	0	0	0	0	0	3
PENIN STATE (2/4)	1-1	0-0	0-0	0-0	0	1	2	0	0	0	0	3
at Michigan (2/8)	0-3	0-0	0-0	1-0	1	0	0	0	0	0	0	3
at Illinois (2/11)	0-0	0-0	1-2	0-2	2	0	1	0	0	0	0	3
MARYLAND (2/15)	0-0	0-0	0-0	0-0	0	1	0	0	1	0	0	3
at Nebraska (2/20)	0-0	0-0	0-0	0-0	0	1	0	0	1	0	0	2
IOWA (2/25)	1-2	0-0	0-0	1-0	1	2	2	0	0	0	0	6
at Maryland (2/29)	0-0	0-0	0-0	0-0	0	0	0	0	0	0	0	9

**2020-21 GAME-BY-GAME STATS**

OPPONENT	FG	3PG	FT	0-D	REB	PF	PTS	AST	TO	BLK	STL	MIN
EASTERN MICHIGAN (11/25)	1-1	0-0	0-0	0-2	2	1	2	0	0	0	0	3
NOTRE DAME (11/28)	1-1	0-0	1-1	0-0	0	0	3	0	0	0	0	3
at Duke (12/1)	5-5	0-0	2-2	1-1	2	1	12	0	0	0	0	12
DETROIT MERCY (12/4)	4-7	0-0	1-3	3-2	5	2	9	0	1	0	0	12
WESTERN MICHIGAN (12/6)	0-0	0-0	0-0	0-2	2	2	0	1	1	0	0	7
OAKLAND (12/13)	2-3	0-0	1-1	1-0	1	1	5	1	0	0	0	6
at Northwestern (12/20)	1-2	0-0	1-2	0-2	2	0	3	0	0	0	0	9
WISCONSIN (12/25)	2-3	0-0	0-0	0-3	3	2	4	0	2	0	0	11
at Minnesota (12/28)	1-1	0-0	0-0	0-0	0	1	2	0	1	0	0	4
at Nebraska (1/2)	0-0	0-0	1-2	0-0	0	2	1	0	1	0	0	1
PURDUE (1/8)	2-3	0-0	0-0	1-0	1	3	4	0	1	0	1	8
at Rutgers (1/28)	1-1	1-1	0-0	0-1	1	0	3	0	0	0	0	9
at Ohio State (1/31)	1-3	0-0	4-6	1-4	5	4	6	0	1	1	1	16
at Iowa (2/2)	3-5	0-0	2-2	2-1	3	1	8	0	0	0	1	14
NEBRASKA (2/6)	0-2	0-0	3-4	2-2	4	4	3	0	1	0	0	12
PENIN STATE (2/9)	1-2	0-0	0-0	3-2	5	2	2	0	1	1	0	8
IOWA (2/13)	0-1	0-0	0-0	1-2	3	2	0	0	0	0	0	6
at Purdue (2/16)	4-6	0-0	2-4	1-2	3	4	10	0	0	0	0	19
at Indiana (2/20)	1-2	0-0	1-1	1-0	1	4	3	0	1	0	0	5
ILLINOIS (2/23)	3-6	0-0	0-0	2-0	2	5	6	0	0	0	0	7
OHIO STATE (2/25)	2-2	0-0	0-0	0-0	0	4	4	0	2	0	0	16
at Maryland (2/28)	0-1	0-0	0-0	0-0	0	1	0	0	1	0	0	4
INDIANA (3/2)	1-2	0-0	4-6	0-3	3	4	6	0	0	1	0	12
at Michigan (3/4)	1-2	0-0	2-2	0-2	2	3	4	0	1	0	0	14
MICHIGAN (3/7)	0-1	0-0	1-2	0-3	3	2	1	0	2	1	0	12
vs. Maryland (3/11)	0-2	0-0	0-0	0-3	3	2	0	0	2	0	0	7
vs. UCLA (3/18)	4-7	0-0	0-0	0-1	1	3	8	0	0	0	0	14





**MICHAEL PETERSON**  
 Rockford, Mich.  
 Rockford (Ferris State)  
 6-7 | 205 | Grad

## 2017-18 GAME-BY-GAME STATS

OPPONENT	FG	3PG	FT	0-0	REB	PF	PTS	AST	TO	BLK	STL	MIN
QUINCY (11/10)	0-0	0-0	0-0	0-0	0	0	0	0	0	0	0	1
MISSOURI ST. LOUIS (11/11)	0-1	0-1	0-0	0-0	0	0	0	0	0	0	0	2
HILLSDALE (11/16)	0-0	0-0	0-0	0-0	0-0	0	0	0	0	0	0	2
OHIO VALLEY (11/19)	0-0	0-0	0-0	1-0	1	1	0	2	0	0	1	6
ASHLAND (12/2)	0-0	0-0	0-0	0-0	0	0	0	0	0	0	0	1
at Saginaw Valley (12/9)	0-2	0-2	0-0	0-0	0	0	0	0	0	0	0	2
vs. Lewis (12/18)	0-0	0-0	0-0	0-0	0	0	0	1	0	0	0	2
MICHIGAN TECH (1/11)	1-1	0-0	0-0	0-0	0	0	2	0	0	0	0	1
NORTHWOOD (2/1)	0-1	0-0	0-0	0-0	0	0	0	1	0	0	0	2
PURDUE NORTHWEST (2/22)	1-1	1-1	1-2	2-2	4	3	4	2	1	0	2	8
LAKE SUPERIOR STATE (3/4)	0-0	0-0	0-0	0-0	0	0	0	0	0	0	0	1
OHIO DOMINICAN (3/10)	0-0	0-0	0-0	0-0	0	0	0	0	0	0	0	1
LAKE SUPERIOR STATE (3/12)	0-0	0-0	0-0	0-0	0	0	0	0	0	0	0	2

## 2018-19 GAME-BY-GAME STATS

OPPONENT	FG	3PG	FT	0-0	REB	PF	PTS	AST	TO	BLK	STL	MIN
vs. Fairmont St. (11/3)	0-0	0-0	0-0	0-1	1	1	0	0	0	0	0	6
vs. Northwest Mo. St. (11/4)	0-0	0-0	0-0	0-0	0	0	0	0	0	0	0	4
at Davis & Elkins (11/10)	3-3	0-0	0-0	0-1	1	0	6	2	0	0	1	6
at Alderson Broadus	0-0	0-0	0-0	0-0	0	0	0	0	0	0	0	2
at Hillsdale (11/15)	0-1	0-0	0-0	0-0	0	0	0	0	0	0	0	9
FANSHAWE (11/17)	0-1	0-0	4-6	0-2	2	2	4	2	1	1	0	13
at Findlay (11/20)	0-0	0-0	0-0	0-0	0	1	0	0	0	0	0	2
at Lewis (11/24)	0-0	0-0	2-2	0-1	1	1	2	0	2	0	0	7
at Wayne State (11/29)	0-0	0-0	0-0	0-1	1	1	0	0	0	0	0	6
at Ashland (12/1)	0-1	0-0	0-0	0-0	0	1	0	2	1	0	0	7
NORTHWOOD (12/6)	1-1	0-0	0-0	0-0	0	2	2	0	0	0	0	3
SAGINAW VALLEY (12/8)	0-0	0-0	0-0	0-1	1	1	0	1	0	0	1	5
OLIVET (12/17)	2-4	0-0	4-9	2-7	9	3	8	2	3	0	1	21
LAMBTON (Ontario) (12/19)	4-6	0-0	3-4	3-1	4	0	11	3	0	1	1	24
EAST-WEST (12/29)	3-4	0-0	1-2	3-3	6	1	7	1	0	0	3	16
at Grand Valley (1/3)	0-2	0-0	3-4	1-0	1	0	3	1	1	0	0	8
DAVENPORT (1/5)	0-2	0-1	0-0	0-1	1	2	0	1	1	1	0	12
at Michigan Tech (1/10)	1-1	0-0	0-0	0-0	0	1	2	0	0	0	0	3
at Northern Michigan (1/12)	0-0	0-0	0-0	0-2	2	0	0	0	0	0	0	5
PURDUE-NORTHWEST (1/17)	1-2	0-0	2-2	2-4	6	1	4	1	0	1	0	14
PARKSIDE (1/19)	0-0	0-0	0-0	2-2	4	1	0	4	0	1	0	12
LAKE SUPERIOR STATE (1/26)	1-2	0-0	1-2	1-1	2	0	3	2	1	1	0	11
at Saginaw Valley (1/31)	1-2	1-1	0-0	1-0	1	1	3	1	0	0	0	12
at Northwood (2/2)	1-2	0-1	1-1	1-6	7	3	3	2	0	0	0	9
ASHLAND (2/7)	0-1	0-1	0-0	1-1	2	0	0	2	0	1	1	13
WAYNE STATE (2/9)	3-5	0-1	2-2	0-3	-3	2	8	2	0	1	0	14
NORTHERN MICHIGAN (2/14)	3-5	0-0	0-0	0-3	3	0	6	1	0	1	1	14
MICHIGAN TECH (2/16)	2-4	0-1	0-0	0-5	5	1	4	2	0	0	2	16
at Purdue Northwest (2/21)	3-6	0-1	0-0	1-2	3	0	6	0	0	0	0	9
at Wfs.-Parkside (2/23)	1-2	0-0	1-2	1-3	4	1	3	0	3	1	1	12
at Lake Superior State (2/28)	1-1	0-0	1-1	0-0	0	1	3	0	2	0	0	9
NORTHERN MICHIGAN (3/5)	0-0	0-0	0-0	1-0	1	0	0	1	1	0	0	6





**MICHAEL PETERSON**  
Rockford, Mich.  
Rockford (Ferris State)  
6-7 | 205 | Grad

## 2019-20 GAME-BY-GAME STATS

OPPONENT	FG	3PG	FT	O-D	REB	PF	PTS	AST	TO	BLK	STL	MIN
vs. Wayne State (11/1)	2-3	1-1	2-4	1-2	3	3	7	2	0	0	0	21
vs. UT-Permian Basin (11/2)	2-4	0-1	0-0	0-2	2	3	4	2	4	0	0	15
vs. Concordia-Irvine (11/3)	1-5	0-0	0-0	3-3	6	0	2	0	0	0	0	18
DAVIS & ELKINS (11/9)	3-5	0-1	1-3	4-5	9	1	7	1	0	1	0	20
ALDERSON-BROADBODUS (11/10)	1-1	0-0	0-0	1-2	3	5	2	2	1	1	0	13
ILLINOIS TECH (11/13)	1-3	0-0	1-2	1-2	3	3	3	2	0	1	1	17
FINDLAY (11/16)	3-4	0-0	2-3	2-3	5	1	8	1	0	0	0	19
HILLSDALE (11/2)	1-4	0-2	0-0	3-2	5	1	2	5	0	0	2	19
LEWIS (11/23)	6-7	0-0	5-5	6-3	9	1	17	2	1	0	1	24
GRACE CHRISTIAN (11/26)	2-4	0-0	0-0	2-2	4	3	4	5	2	1	1	24
EASTWEST UNIVERSITY (11/27)	2-5	0-1	0-0	2-1	3	0	4	2	2	1	1	12
WAYNE STATE (12/5)	2-5	0-0	5-6	4-2	6	2	9	3	0	0	0	23
ASHLAND (12/7)	2-4	1-1	0-0	3-6	9	1	5	5	0	1	0	22
at Lake Superior State (12/14)	2-4	0-1	1-3	3-8	11	0	5	1	0	1	0	22
LAMBTON (ONTARIO) (12/21)	5-7	1-1	0-0	1-4	5	0	11	2	3	1	2	24
GRAND VALLEY STATE (1/2)	2-3	1-2	1-2	1-3	4	3	6	1	1	0	1	25
at Davenport (1/4)	2-2	0-0	0-0	3-3	6	1	4	0	1	0	1	21
at Northwood (1/9)	4-6	1-1	1-2	2-8	10	1	10	3	1	1	1	22
at Saginaw Valley (1/11)	1-3	0-1	0-0	1-3	4	3	2	2	2	1	1	19
at Northern Michigan (1/16)	1-2	1-1	2-2	2-3	5	0	5	0	1	0	1	19
at Michigan Tech (1/18)	1-1	0-0	0-0	1-1	2	4	2	3	0	1	1	19
PARKSIDE (1/23)	3-4	2-3	0-0	0-2	2	1	8	0	0	0	3	15
PURDUE NORTHWEST (1/25)	2-6	0-1	0-0	2-2	4	2	4	0	2	0	1	18
at Ashland (1/30)	1-2	0-0	5-6	5-4	9	1	7	1	1	1	2	20
at Wayne State (2/1)	3-6	1-1	4-4	2-9	11	4	11	2	2	0	2	19
SAGINAW VALLEY (2/6)	0-2	0-1	2-2	1-2	3	2	2	3	1	0	1	17
NORTHWOOD (2/8)	0-3	0-0	2-2	1-3	4	1	23	0	4	2	0	22
NORTHERN MICHIGAN (2/15)	3-3	0-0	0-0	3-1	4	1	6	0	2	1	0	22
at Purdue Northwest (2/20)	7-9	3-4	0-0	2-2	4	2	17	2	2	0	1	22
at Wis.-Parkside (2/22)	2-5	0-2	0-0	3-3	6	1	4	3	1	2	2	23
LAKE SUPERIOR STATE (2/27)	0-1	0-0	0-0	0-1	1	1	0	1	0	0	0	13
NORTHERN MICHIGAN (3/3)	0-1	0-0	0-1	0-1	1	2	0	0	0	0	1	17

## 2020-21 GAME-BY-GAME STATS

OPPONENT	FG	3PG	FT	O-D	REB	PF	PTS	AST	TO	BLK	STL	MIN
OLIVET (12/30)	3-6	0-2	1-2	4-5	9	0	7	5	2	0	2	19
at Ashland (1/8)	4-6	2-2	1-3	3-8	11	3	11	1	2	0	0	35
at Ashland (1/9)	4-7	2-3	4-4	0-4	4	3	14	0	0	0	0	33
at Wis.-Parkside (1/15)	7-15	2-6	0-0	1-3	4	2	16	2	1	0	1	30
at Wis.-Parkside (1/16)	5-13	2-4	0-0	1-5	6	1	12	0	1	1	0	35
NORTHERN MICHIGAN (1/22)	2-8	1-5	2-4	4-2	6	1	7	1	0	1	1	34
NORTHERN MICHIGAN (1/23)	0-5	0-1	5-6	0-8	8	1	5	4	1	1	3	27
LAKE SUPERIOR STATE (1/26)	2-7	0-3	1-4	1-4	5	2	5	2	1	2	0	28
at Michigan Tech (1/29)	2-4	1-2	2-2	1-4	5	5	7	1	1	0	0	19
at Michigan Tech (1/30)	4-9	0-3	1-2	1-5	6	1	9	0	1	1	2	34
GRAND VALLEY STATE (2/5)	7-14	4-7	1-1	2-5	7	2	19	4	1	0	1	33
GRAND VALLEY STATE (2/6)	1-8	1-5	1-2	0-8	8	2	4	4	1	0	1	32
at Lake Superior State (2/16)	2-6	0-0	2-2	1-5	6	2	6	2	2	1	1	30
PURDUE NORTHWEST (2/19)	3-5	1-2	0-0	3-2	5	1	7	3	1	2	1	28
PURDUE NORTHWEST (2/20)	1-5	0-2	7-10	2-7	9	2	9	2	1	0	1	32
at Wayne State (2/26)	4-5	1-1	1-2	0-7	7	4	10	3	2	2	0	30
at Wayne State (2/27)	3-8	0-4	2-2	2-6	8	1	8	0	1	2	1	34
vs. Ashland (3/4)	4-9	3-6	2-2	1-4	5	4	13	2	0	0	0	33





**MADY SISSOKO**  
Bafoulabe, Mali, West Africa  
Wasatch Academy (Utah)  
6-9 | 235 | Sophomore

## 2020-21 GAME-BY-GAME STATS

OPPONENT	FG	3PG	FT	0-D	REB	PF	PTS	AST	TO	BLK	STL	MIN
EASTERN MICHIGAN (11/25)	0-0	0-0	0-4	0-2	2	0	0	0	1	2	0	6
NOTRE DAME (11/28)	1-1	0-0	1-1	1-0	1	3	3	0	0	0	0	3
DETROIT MERCY (12/4)	0-0	0-0	0-0	0-0	0	0	0	0	0	0	0	3
WESTERN MICHIGAN (12/6)	2-2	0-0	0-0	0-2	2	1	4	0	0	0	0	3
OAKLAND (12/13)	0-1	0-0	2-2	1-5	6	0	2	0	0	0	0	8
at Northwestern (12/20)	0-0	0-0	0-0	0-0	0	0	0	0	0	0	0	2
at Minnesota (12/28)	0-1	0-0	0-2	1-5	6	2	0	0	0	0	0	12
at Nebraska (1/2)	0-0	0-0	0-0	0-0	0	1	0	0	0	2	0	7
RUTGERS (1/5)	0-1	0-0	0-0	0-2	2	1	0	0	0	2	0	4
PURDUE (1/8)	1-1	0-0	0-0	0-1	1	2	2	0	2	0	0	9
at Rutgers (1/28)	0-0	0-0	0-0	0-1	1	1	0	0	0	0	0	5
at Ohio State (1/31)	0-0	0-0	0-1	1-1	2	0	0	0	0	0	0	5
at Iowa (2/2)	0-0	0-0	0-0	1-0	1	1	0	0	0	0	0	3
NEBRASKA (2/6)	1-1	0-0	0-0	1-1	2	2	2	0	0	0	0	8
PENN STATE (2/9)	0-0	0-0	0-0	0-0	0	0	0	0	1	0	0	2
IOWA (2/13)	0-1	0-0	1-2	1-2	3	3	1	0	0	0	0	13
at Purdue (2/16)	2-2	0-0	1-1	2-2	4	0	5	0	0	0	0	7
at Indiana (2/20)	0-2	0-0	0-0	1-3	4	1	0	0	0	2	0	11
ILLINOIS (2/23)	0-0	0-0	0-0	0-0	0	3	0	0	0	0	0	8
OHIO STATE (2/25)	0-0	0-0	0-0	0-0	0	1	0	0	1	0	0	0
INDIANA (3/2)	0-0	0-0	0-0	1-1	2	0	0	0	0	1	0	5
at Michigan (3/4)	3-3	0-0	2-3	1-1	2	0	8	0	0	0	0	6
MICHIGAN (3/7)	0-0	0-0	0-0	1-0	1	0	0	0	0	0	0	2
vs. Maryland (3/11)	0-0	0-0	0-0	0-2	2	1	0	0	0	0	0	3
vs. UCLA (3/18)	0-1	0-0	0-0	0-1	1	0	0	0	0	0	0	3



**DAVIS SMITH**  
Atlanta, Georgia  
Westminster  
6-0 | 160 | Sophomore

## 2020-21 GAME-BY-GAME STATS

OPPONENT	FG	3PG	FT	0-D	REB	PF	PTS	AST	TO	BLK	STL	MIN
EASTERN MICHIGAN (11/25)	0-0	0-0	0-0	0-0	0	1	0	1	0	0	0	2
NOTRE DAME (11/28)	0-0	0-0	0-0	0-0	0	0	0	0	0	1	0	2
OAKLAND (12/13)	0-1	0-0	0-0	-0	0	0	0	0	0	0	0	2
RUTGERS (1/5)	0-0	0-0	0-0	0-0	0	0	0	0	0	0	0	1
IOWA (2/13)	0-0	0-0	0-1	0-0	0	0	0	0	0	0	0	1
at Michigan (3/4)	0-0	0-0	0-0	0-0	0	0	0	0	0	0	0	0
UCLA (3/18)	0-0	0-0	0-0	0-0	0	0	0	0	0	0	0	0





**TYSON WALKER**  
Westbury, N.Y.  
Christ the King  
6-0 | 175 | Junior

## 2019-20 GAME-BY-GAME STATS

OPPONENT	FG	3PG	FT	O-D	REB	PF	PTS	AST	TO	BLK	STL	MIN
at Boston University (11/5)	5-9	1-2	0-2	0-2	2	1	11	2	4	0	2	34
HARVARD (11/8)	6-11	2-3	1-3	1-4	5	3	15	1	0	0	1	34
at UMass (11/12)	1-8	0-4	0-0	0-0	0	1	2	4	3	0	1	32
OLD DOMINION (11/16)	2-7	1-1	2-2	0-0	0	4	7	4	3	0	1	27
at Holy Cross (11/19)	6-10	0-2	3-4	1-1	2	2	15	5	2	0	3	20
vs. South Alabama (11/25)	8-13	2-3	2-3	0-1	1	3	20	4	3	1	3	29
vs. Drake (11/26)	0-1	0-1	0-0	0-0	0	2	0	0	1	0	0	5
vs. Weber State (11/27)	3-7	2-3	0-0	0-1	1	4	8	5	4	0	3	30
MAINE (12/4)	5-10	1-3	4-5	1-2	3	1	15	6	4	0	4	35
DAVIDSON (12/7)	4-11	1-4	2-2	0-1	1	2	11	5	3	2	3	36
at Eastern Michigan (12/17)	3-6	2-3	0-0	1-0	1	3	8	0	1	0	1	30
at Detroit Mercy (12/19)	2-5	1-2	0-0	1-4	5	3	5	4	1	0	0	27
at Towson (12/28)	6-11	3-6	2-4	0-5	5	2	17	4	2	0	1	33
at James Madison (12/30)	6-9	3-6	0-2	0-2	2	3	15	6	2	1	0	33
ELON (1/2)	12-17	4-7	4-5	0-0	0	1	32	2	1	0	3	30
WILLIAM & MARY (1/4)	5-12	0-3	0-0	1-1	2	2	10	3	3	0	3	37
HOFSTRA (1/9)	5-15	0-5	0-0	0-2	2	4	10	4	4	0	1	37
at College of Charleston (1/16)	2-7	1-3	2-2	1-3	4	4	7	5	2	0	0	34
at UNCW (1/18)	6-11	1-4	4-6	1-1	2	4	17	3	0	0	0	42
DREXEL (1/23)	3-9	1-2	0-0	0-1	1	1	7	2	0	0	2	23
DELAWARE (1/25)	4-11	1-4	2-3	1-3	4	4	11	7	4	1	3	37
at Elon (2/1)	3-10	1-4	0-0	1-2	3	4	7	2	1	0	4	33
at William & Mary (1/30)	4-10	0-1	2-4	0-1	1	1	10	4	1	1	3	36
at Hofstra (2/8)	2-6	0-2	0-0	0-0	0	5	4	3	2	0	1	33
UNCW (2/13)	1-5	0-2	2-3	0-1	1	4	4	2	2	0	2	29
COL. OF CHARLESTON (2/15)	4-8	1-4	2-2	0-2	2	1	11	4	2	0	2	36
at Delaware (2/20)	4-11	2-4	0-0	1-4	5	2	10	2	4	0	1	27
at Drexel (2/22)	3-7	0-3	1-2	0-3	3	1	7	4	1	0	2	24
vs. Towson (3/8)	5-8	1-3	2-2	0-3	3	0	13	4	2	0	3	29
vs. Elon (3/9)	3-5	2-3	2-3	1-1	2	2	10	2	5	0	2	28

## 2020-21 GAME-BY-GAME STATS

OPPONENT	FG	3PG	FT	O-D	REB	PF	PTS	AST	TO	BLK	STL	MIN
at UMass (12/11)	7-9	2-2	13-14	1-2	3	3	29	4	4	0	5	36
UMASS (12/13)	4-8	0-3	12-15	0-4	4	2	20	6	2	0	2	31
at Syracuse (12/16)	2-5	1-4	2-2	0-1	1	2	7	4	4	0	2	20
at Old Dominion (12/20)	4-17	1-6	1-2	0-2	2	0	10	8	3	0	2	36
at Georgia (12/22)	8-18	3-5	0-1	1-0	1	4	19	6	2	0	0	33
at West Virginia (12/29)	8-18	3-5	0-1	1-0	1	4	19	6	2	0	0	31
ELON (1/2)	6-15	1-5	5-7	0-5	5	2	18	6	3	0	2	33
ELON (1/3)	7-15	1-4	2-4	0-5	5	3	17	5	2	0	1	32
at Hofstra (1/7)	5-12	0-5	1-2	0-1	1	2	11	9	5	0	4	43
HOFSTRA (1/9)	8-17	7-13	0-0	1-2	3	2	23	5	1	1	1	39
at College of Charleston (1/16)	7-16	1-5	5-6	0-5	5	2	20	2	3	0	3	37
at College of Charleston (1/17)	4-12	0-4	2-2	0-3	3	2	10	6	4	0	1	34
JAMES MADISON (1/23)	4-12	2-6	2-2	0-3	3	2	12	5	2	0	5	37
JAMES MADISON (1/24)	10-19	4-10	6-9	0-2	2	0	30	5	6	0	5	37
at Towson (2/13)	13-20	7-12	3-4	1-0	1	2	36	5	4	0	2	38
at Towson (2/14)	6-16	1-6	3-4	1-2	3	4	16	3	5	0	1	35
at North Carolina (2/17)	8-15	4-7	7-9	1-2	3	2	27	1	4	0	2	35
vs. William & Mary (3/7)	6-16	2-5	5-5	1-4	5	2	19	4	1	0	5	39
vs. Drexel (3/8)	10-25	1-8	2-4	2-2	4	2	23	5	3	0	3	38





**43**

**JASON WHITENS**  
Powers, Mich.  
6-5 | 210 | R-Senior

## 2019-20 GAME-BY-GAME STATS

OPPONENT	FG	3PG	FT	O-D	REB	PF	PTS	AST	TO	BLK	STL	MIN
Kentucky (11/5)	0-0	0-0	0-0	1-1	2	1	0	0	1	0	0	4
BINGHAMTON (11/10)	2-2	0-0	0-0	0-0	0	0	4	0	0	0	0	6
at Seton Hall (11/14)	0-0	0-0	0-0	0-0	0	0	0	0	1	0	0	2
CHARLESTON SO. (11/18)	4-5	0-0	1-2	1-0	1	2	9	0	1	0	0	11
vs. Virginia Tech (11/25)	1-1	0-0	1-2	1-3	4	0	3	0	0	0	0	7
vs. Georgia (11/26)	0-1	0-0	1-2	0-1	1	2	1	1	0	0	0	6
vs. UCLA (11/27)	0-0	0-0	2-3	0-3	3	1	2	0	1	1	0	7
DUKE (12/3)	1-1	0-0	0-0	0-0	0	0	2	0	0	0	0	3
Oakland (12/14)	0-0	0-0	0-0	0-1	1	0	0	2	0	0	0	6
EASTERN MICHIGAN (12/21)	3-3	0-0	3-4	0-5	5	2	9	0	1	0	0	9
WESTERN MICHIGAN (12/29)	1-3	0-0	0-0	2-0	2	0	2	0	1	0	0	7
ILLINOIS (1/2)	0-0	0-0	0-0	1-0	1	0	0	0	0	0	0	1
MICHIGAN (1/5)	0-1	0-0	0-0	0-3	3	2	0	0	0	1	0	9
MINNESOTA (1/9)	1-1	0-0	0-0	0-4	4	3	2	0	0	0	1	9
at Purdue (1/12)	1-2	0-0	0-1	1-0	1	1	2	0	0	0	0	5
WISCONSIN (1/17)	0-0	0-0	0-0	0-2	2	0	0	0	0	0	0	8
at Indiana (1/23)	0-0	0-0	0-0	0-2	2	1	0	0	0	0	0	4
at Minnesota (1/26)	0-1	0-0	0-0	1-1	2	1	0	0	0	0	0	7
NORTHWESTERN (1/29)	2-3	0-1	2-2	0-1	1	0	6	0	0	0	0	7
at Wisconsin (2/1)	0-1	0-0	0-0	1-0	1	0	0	0	0	0	0	3
PENN STATE (2/4)	1-1	0-0	0-0	0-0	0	1	2	0	0	0	0	3
at Michigan (2/8)	0-3	0-0	0-0	1-0	1	0	0	0	0	0	0	3
at Illinois (2/11)	0-0	0-0	1-2	0-2	2	0	1	0	0	0	0	3
MARYLAND (2/15)	0-0	0-0	0-0	0-0	0	1	0	0	1	0	0	3
at Nebraska (2/20)	0-0	0-0	0-0	0-0	0	1	0	0	1	0	0	2
IOWA (2/25)	1-2	0-0	0-0	1-0	1	2	2	0	0	0	0	6
at Maryland (2/29)	0-0	0-0	0-0	0-0	0	0	0	0	0	0	0	9

## 2020-21 GAME-BY-GAME STATS

OPPONENT	FG	3PG	FT	O-D	REB	PF	PTS	AST	TO	BLK	STL	MIN
at Butler (11/25)	1-2	0-0	1-1	1-2	3	1	3	2	10	0	0	21
DETROIT MERCY (12/12)	1-4	0-1	0-0	0-4	4	3	2	0	1	0	1	23
MILWAUKEE (12/13)	6-9	1-2	3-4	1-3	4	1	16	1	3	0	0	33
CENTRAL MICHIGAN (12/18)	4-5	1-2	0-0	0-4	4	2	9	2	1	1	0	25
BALL STATE (12/22)	3-6	0-1	4-4	0-4	4	0	10	0	3	1	2	27
TOLEDO (1/2)	1-5	0-2	0-0	2-1	3	0	2	1	1	0	0	21
at Kent State (1/9)	4-5	0-0	0-0	2-2	4	1	8	1	0	0	2	24
BUFFALO (1/12)	0-5	0-0	0-0	2-1	3	1	0	1	0	0	0	18
AKRON (1/23)	1-3	0-0	0-0	2-2	4	2	2	0	2	0	0	18
at Ohio (1/26)	2-3	0-0	0-0	0-0	0	0	4	0	0	0	0	12
at Miami (1/30)	5-7	0-1	0-0	0-2	2	2	10	1	0	0	0	24
at Bowling Green (2/3)	2-5	0-2	0-0	0-6	6	0	4	3	1	0	0	30
at Central Michigan (2/6)	2-2	0-0	5-5	4-1	5	2	9	0	1	0	1	25
at Buffalo (2/12)	0-3	0-0	2-2	0-3	3	1	2	0	2	0	0	22
KENT STATE (2/16)	2-5	0-0	1-2	4-1	5	4	5	1	0	0	0	25
MIAMI (2/25)	1-4	0-2	0-0	0-3	3	0	2	3	2	0	1	25
TOLEDO (2/27)	1-5	0-1	0-0	0-3	3	0	2	2	0	0	0	23
at Northern Illinois (3/2)	5-8	0-2	0-0	1-3	4	2	10	3	3	0	0	29
EASTERN MICHIGAN (3/5)	1-3	0-1	0-0	1-2	3	2	1	3	1	0	0	17





SEASON  
IN REVIEW

## 2020-21 RESULTS

DATE	OPPONENT	MSU-OPP	SITE	ATTEND.
Nov. 25	<b>EASTERN MICHIGAN</b>	83-67	<b>EAST LANSING</b>	0
Nov. 28	<b>NOTRE DAME</b>	80-70	<b>EAST LANSING</b>	0
Dec. 1	at Duke +	75-69	Durham, N.C.	0
Dec. 4	<b>DETROIT MERCY</b>	83-76	<b>EAST LANSING</b>	0
Dec. 6	<b>WESTERN MICHIGAN</b>	79-61	<b>EAST LANSING</b>	0
Dec. 9	at Virginia	PPD	Charlottesville, Va.	0
Dec. 13	<b>OAKLAND</b>	109-91	<b>EAST LANSING</b>	0
Dec. 20	at Northwestern	65-79	Evanston, Ill.	0
Dec. 25	<b>WISCONSIN</b>	76-85	<b>EAST LANSING</b>	72
Dec. 28	at Minnesota	56-81	Minneapolis, Minn.	0
Jan. 2	at Nebraska	84-77	Lincoln, Neb.	0
Jan. 5	<b>RUTGERS</b>	68-45	<b>EAST LANSING</b>	35
Jan. 8	<b>PURDUE</b>	54-55	<b>EAST LANSING</b>	69
Jan. 28	at Rutgers	37-67	Piscataway, N.J.	0
Jan. 31	at Ohio State	62-79	Columbus, Ohio	0
Feb. 2	at Iowa	78-84	Iowa City, Iowa	557
Feb. 6	<b>NEBRASKA</b>	66-56	<b>EAST LANSING</b>	0
Feb. 9	<b>PENN STATE</b>	60-58	<b>EAST LANSING</b>	0
Feb. 13	<b>IOWA</b>	58-88	Bloomington, Ind.	0
Feb. 16	at Purdue	65-75	West Lafayette, Ind.	250
Feb. 20	at Indiana	78-71	Bloomington, Ind.	0
Feb. 23	<b>ILLINOIS</b>	81-72	<b>EAST LANSING</b>	51
Feb. 25	<b>OHIO STATE</b>	71-67	<b>EAST LANSING</b>	39
Feb. 28	at Maryland	55-73	College Park, Md.	0
March 2	<b>INDIANA</b>	64-58	<b>EAST LANSING</b>	82
March 4	at Michigan	50-69	Ann Arbor, Mich.	133
March 7	<b>MICHIGAN</b>	70-64	<b>EAST LANSING</b>	209
March 11 !	v. Maryland	57-68	Indianapolis, Ind.	0
March 18 \$	v. UCLA	80-86 (OT)	Indianapolis, Ind.	0

### HOME GAMES IN BOLD CAPS

+ - Champions Classic

! - Big Ten Tournament

\$ - NCAA Tournament

### 2020-21 ATTENDANCE

**HOME** - 557 in 15 games - 37.0 avg.

**ROAD** - 940 in 11 games - 85.0 avg.

**NEUTRAL** - 45,157 in 5 games - 9,031 avg.

**TOTAL** - 1,497 in 28 games - 53.5 avg.

## 2020-21 NOTABLES

- Michigan State finished its season with a 15-13 overall record, including a 9-11 mark in the Big Ten Conference to tie for eighth place.
- The Spartans lost in the Big Ten Tournament Quarterfinals but won five of their last seven games to finish the regular season with a 15-11 record. Three of those five wins were over teams ranked among the top-five in the Associated Press.
- Michigan State was selected for the NCAA Tournament for the 23rd-straight season, the longest streak in Big Ten Conference history and the second-longest active streak in Division I.
- Junior forward Aaron Henry was an All-Big Ten Third Team selection by the coaches and the media and was selected to the All-Big Ten Defensive Team.





## 2020-21 BOX SCORES

**GAME 1** Eastern Michigan . . . . . 67  
at No. 13 Michigan State . . . . . 83  
Nov. 25, 2020 • East Lansing, Mich. • Breslin Center

Eastern Michigan	FG	3FG	FT	O-D-R	PF	PTS	A	T	B	S	MIN
1 Ty Groce, f	6-13	0-1	2-4	0-3-3	3	14	1	1	3	0	36
00 Yekison Montero, g	7-11	1-2	1-2	2-4-6	4	16	1	1	0	1	31
2 Miles Gibson, g	4-11	1-3	2-2	1-3-4	3	11	0	2	0	1	32
3 Drew Lowder, g	3-12	1-8	2-2	0-2-2	3	9	3	2	0	2	30
4 Bryce McBride, g	2-8	1-5	0-0	2-1-3	4	5	4	2	0	2	30
10 Darion Spottsville	4-5	0-0	4-4	2-0-2	1	12	3	0	0	1	19
13 Chris James	0-4	0-2	0-2	1-4-5	2	0	2	1	0	1	22
TEAM				2-2-4							
<b>Totals</b>	<b>26-64</b>	<b>4-21</b>	<b>11-16</b>	<b>10-19-29</b>	<b>20</b>	<b>67</b>	<b>14</b>	<b>9</b>	<b>3</b>	<b>8</b>	<b>200</b>

TOTAL FG% 1st: 11-29, 37.9% 2nd: 15-35, 42.9% Game: 40.0%  
3-Pt. FG% 1st: 2-8, 25.0% 2nd: 2-13, 15.4% Game: 19.0%  
F Throw% 1st: 3-4, 75.0% 2nd: 8-12, 66.7% Game: 68.8%

Michigan State	FG	3FG	FT	O-D-R	PF	PTS	A	T	B	S	MIN
0 Aaron Henry, f	2-3	0-1	2-2	0-4-4	2	6	7	2	1	2	25
15 Thomas Kithier, f	1-1	0-0	0-0	0-1-1	1	2	2	0	0	0	15
20 Joey Hauser, f	6-9	0-2	3-4	2-7-9	2	15	2	5	0	0	23
1 Joshua Langford, g	3-8	2-7	2-2	2-0-2	0	10	1	4	0	0	21
3 Foster Loyer, g	6-10	6-10	2-2	0-2-2	4	20	2	1	0	0	25
2 Rocket Watts	1-6	0-2	0-0	0-2-2	1	2	3	1	0	0	23
10 Jack Holberg	1-1	0-0	0-0	0-0-0	0	2	0	0	0	0	2
11 A.J. Hoggard	0-0	0-0	0-0	0-1-1	1	0	0	1	0	0	3
13 Steven Izzo	0-0	0-0	0-0	0-0-0	0	0	0	1	0	0	2
14 Davis Smith	0-0	0-0	0-0	0-0-0	1	0	1	0	0	0	2
22 Mady Sissoko	0-0	0-0	0-4	0-2-2	0	0	0	1	2	0	6
25 Malik Hall	3-6	0-0	0-0	0-4-4	1	6	5	0	0	0	18
30 Marcus Bingham, Jr.	2-3	0-0	2-2	1-1-2	0	6	3	0	2	0	15
34 Julius Marble II	1-1	0-0	0-0	0-2-2	1	2	0	0	0	0	3
44 Gabe Brown	4-7	4-6	0-0	0-0-0	1	12	1	1	0	0	17
TEAM				3-3-6							
<b>Totals</b>	<b>30-55</b>	<b>12-28</b>	<b>11-16</b>	<b>8-29-37</b>	<b>15</b>	<b>83</b>	<b>27</b>	<b>18</b>	<b>5</b>	<b>2</b>	<b>200</b>

TOTAL FG% 1st: 16-28, 57.1% 2nd: 14-27, 51.9% Game: 54.5%  
3-Pt. FG% 1st: 9-18, 50.0% 2nd: 3-10, 30.0% Game: 42.9%  
F Throw% 1st: 2-2, 100% 2nd: 9-14, 64.3% Game: 68.8%

**Officials:** Chris Pacsi, Mike Kitts, Larry Scirotto  
**Attendance:** - **Halftime Score:** MSU, 43-27  
**Record:** Eastern Michigan: 0-1; Michigan State: 1-0

**Key Moment**

Junior guard Foster Loyer scored a career-high 20 points and graduate student Joshua Langford scored 10 points in his first game action in nearly two years as No. 13 Michigan State opened the 2020-21 season with an 83-67 win over Eastern Michigan. Redshirt junior forward Joey Hauser had 15 points and nine rebounds, while junior forward Gabe Brown had 12 points off the bench.

**Notes**

- The Spartans led by 16 points, 43-27, at the break, and took a 20-point lead 66-46, on a conventional three-point play from Hauser midway through the second half.
- MSU took its largest lead, 81-59, on a jumper from sophomore forward Malik Hall with 2:11 left.
- Michigan State improved to 32-3 all-time against Eastern Michigan and has won the last 10 meetings.
- MSU is now 95-27 all-time in season-opening games.
- Tom Izzo is 20-6 all-time in season openers.

**GAME 2** Notre Dame . . . . . 70  
at #13 Michigan State . . . . . 80  
Nov. 28, 2020 • East Lansing, Mich. • Breslin Center

Notre Dame	FG	3FG	FT	O-D-R	PF	PTS	A	T	B	S	MIN
11 Juwan Durham, f	2-7	0-0	0-0	0-5-5	2	4	3	0	3	1	31
14 Nate Laszewski, f	4-6	1-1	3-5	2-7-9	4	12	0	1	0	0	32
44 Premitts Hubb, g	7-22	4-11	5-7	1-5-6	0	23	2	5	0	0	35
5 Cormac Ryan, g	3-12	3-7	4-4	0-1-1	2	13	3	3	0	1	36
23 Dane Goodwin, g	3-10	0-2	6-7	2-6-8	1	12	4	1	0	1	37
12 Tony Sanders Jr.	0-0	0-0	0-0	0-0-0	0	0	0	0	0	0	5
13 Nikola Djogo	1-1	0-0	0-0	0-3-3	1	2	1	0	0	0	16
25 Matt Zona	0-0	0-0	1-2	1-0-1	1	1	0	0	1	1	6
31 Elijah Morgan	1-2	0-0	1-1	0-0-0	0	3	0	0	0	0	2
TEAM				1-2-3							
<b>Totals</b>	<b>21-60</b>	<b>8-21</b>	<b>20-26</b>	<b>7-29-36</b>	<b>11</b>	<b>70</b>	<b>13</b>	<b>10</b>	<b>4</b>	<b>4</b>	<b>200</b>

TOTAL FG% 1st: 10-35, 28.6% 2nd: 11-25, 44.0% Game: 35.0%  
3-Pt. FG% 1st: 4-9, 44.4% 2nd: 4-12, 33.3% Game: 38.1%  
F Throw% 1st: 2-2, 100% 2nd: 18-24, 75.0% Game: 76.9%

Michigan State	FG	3FG	FT	O-D-R	PF	PTS	A	T	B	S	MIN
0 Aaron Henry, f	4-11	1-3	5-5	0-8-8	4	14	3	2	4	1	26
15 Thomas Kithier, f	2-3	0-0	2-2	2-1-3	2	6	1	1	0	0	16
20 Joey Hauser, f	4-11	0-4	2-4	4-12-16	1	10	4	1	0	0	23
1 Joshua Langford, g	3-7	2-3	0-0	0-0-0	2	8	4	0	0	0	26
3 Foster Loyer, g	1-1	0-0	1-1	0-2-2	3	3	3	0	0	1	17
2 Rocket Watts	5-11	3-5	0-0	0-2-2	2	13	6	3	0	0	20
10 Jack Holberg	0-1	0-0	0-0	0-0-0	1	0	0	0	0	0	3
11 A.J. Hoggard	0-2	0-0	0-0	0-0-0	1	0	0	0	0	0	4
13 Steven Izzo	0-2	0-1	0-0	1-0-1	0	0	0	1	0	0	2
14 Davis Smith	0-0	0-0	0-0	0-0-0	0	0	0	0	1	0	2
22 Mady Sissoko	1-1	0-0	1-1	1-0-1	3	3	0	0	0	0	3
25 Malik Hall	2-3	0-1	0-1	1-3-4	0	4	3	2	1	0	18
30 Marcus Bingham, Jr.	3-8	0-0	1-1	2-5-7	2	7	1	2	4	1	15
34 Julius Marble II	1-1	0-0	1-1	0-0-0	0	3	0	0	0	0	3
44 Gabe Brown	4-8	1-5	0-0	0-2-2	0	9	1	0	2	5	22
TEAM				1-1-2							
Totals	30-70	7-22	13-16	12-36-48	21	80	26	12	9	20	200

TOTAL FG% 1st: 14-34, 41.2% 2nd: 16-36, 44.4% Game: 42.9%  
3-Pt. FG% 1st: 1-9, 11.1% 2nd: 6-13, 46.2% Game: 31.8%  
F Throw% 1st: 10-13, 76.9% 2nd: 3-3, 100% Game: 81.3%

**Officials:** Bo Boroski, Courtney Green, Paul Szecel  
**Attendance:** - **Halftime Score:** MSU, 39-26  
**Record:** Notre Dame: 0-1; Michigan State: 2-0

**Key Moment**

No. 13 Michigan State used a 26-0 run over the last five-plus minutes of the first half and the opening five minutes of the second half and cruised to an 80-70 win over Notre Dame.

**Notes**

- Redshirt junior forward Joey Hauser had the first double-double of his career with 10 points and a career-high 16 rebounds. His 16 rebounds were the most for an MSU player since Xavier Tillman had 15 at Penn State (3/3/20).
- Junior forward Aaron Henry finished with 14 points, eight rebounds, three assists and a career-high four blocks, while sophomore guard Rocket Watts added 13 points, tied his career high with six assists and had two rebounds.
- Through two games, Michigan State has handed out 53 assists on 60 made field goals.

## 2020-21 BOX SCORES

GAME  
3

#8 Michigan State . . . . . 75  
at #6 Duke . . . . . 69  
Dec. 1, 2020 • Cameron Indoor Stadium • Durham, N.C.

Michigan State	FG	3FG	FT	O-D-R	PF	PTS	A	T	B	S	MIN
0 Aaron Henry, f	4-11	1-3	5-5	0-8-8	4	14	3	2	4	1	26
15 Thomas Kithier, f	2-3	0-0	2-2	2-1-3	2	6	1	1	0	0	16
20 Joey Hauser, f	4-11	0-4	2-4	4-12-16	1	10	4	1	0	0	23
1 Joshua Langford, g	3-7	2-3	0-0	0-0-0	2	8	4	0	0	1	26
3 Foster Loyer, g	1-1	0-0	1-1	0-2-2	3	3	3	0	0	1	17
2 Rocket Watts	5-11	3-5	0-0	0-2-2	2	13	6	3	0	0	20
10 Jack Hoiberg	0-1	0-0	0-0	0-0-0	1	0	0	0	0	0	3
11 A.J. Hoggard	0-2	0-0	0-0	0-0-0	1	0	0	0	0	0	4
13 Steven Izzo	0-2	0-1	0-0	1-0-1	0	0	0	0	1	0	2
14 Davis Smith	0-0	0-0	0-0	0-0-0	0	0	0	0	1	0	2
22 Mady Sissoko	1-1	0-0	1-1	1-0-1	3	3	3	0	0	0	3
25 Malik Hall	2-3	0-1	0-1	1-3-4	0	4	3	2	1	0	18
30 Marcus Bingham, Jr.	3-8	0-0	1-1	2-5-7	2	7	1	2	4	1	15
34 Julius Marble II	1-1	0-0	1-1	0-0-0	0	3	0	0	0	0	3
44 Gabe Brown	4-8	1-5	0-0	0-2-2	0	9	1	0	2	5	22
TEAM				1-1-2							
<b>Totals</b>	<b>30-70</b>	<b>7-22</b>	<b>13-16</b>	<b>12-36-48</b>	<b>21</b>	<b>80</b>	<b>26</b>	<b>12</b>	<b>9</b>	<b>20</b>	

TOTAL FG% 1st: 14-34, 41.2% 2nd: 16-36, 44.4% Game: 42.9%  
3-Pt. FG% 1st: 1-9, 11.1% 2nd: 6-13, 46.2% Game: 31.8%  
F Throw% 1st: 10-13, 76.9% 2nd: 3-3, 100% Game: 81.3%

Duke	FG	3FG	FT	O-D-R	PF	PTS	A	T	B	S	MIN
00 Wendell Moore Jr., f	0-9	0-6	4-4	1-2-3	2	4	2	3	0	1	30
1 Jalen Johnson, f	4-11	0-2	3-6	0-4-4	2	11	1	1	2	1	22
21 Matthew Hurt, f	6-14	1-3	8-8	2-11-13	2	21	0	1	0	0	36
2 DJ Steward, g	0-7	0-3	6-6	0-1-1	1	6	2	1	0	0	29
3 Jeremy Roach, g	2-4	1-1	1-2	0-2-2	5	6	2	3	0	1	26
5 Jaemyn Brakefield	4-6	1-3	2-4	3-1-4	1	11	1	1	0	0	15
13 Joey Baker	0-3	0-3	0-0	1-0-1	5	0	0	1	0	4	12
14 Jordan Goldwire	4-7	2-2	0-0	1-4-5	4	10	1	2	0	2	26
15 Mark Williams	0-1	0-0	0-0	1-2-3	0	0	0	0	0	0	4
TEAM				2-2-4							
<b>Totals</b>	<b>20-62</b>	<b>5-23</b>	<b>24-30</b>	<b>11-29-40</b>	<b>22</b>	<b>69</b>	<b>9</b>	<b>12</b>	<b>2</b>	<b>9</b>	<b>200</b>

TOTAL FG% 1st: 9-30, 30.0% 2nd: 11-32, 34.4% Game: 32.3%  
3-Pt. FG% 1st: 1-9, 11.1% 2nd: 4-14, 28.6% Game: 21.7%  
F Throw% 1st: 14-17, 82.4% 2nd: 10-13, 76.9% Game: 80.0%

Officials: James Breeding, Pat Driscoll, Brian Dorsey

Attendance: - Halftime Score: MSU, 37-33

Record: Michigan State: 3-0, Duke: 1-1

## Key Moment

Sophomore guard Rocket Watts scored a team-high 20 points to lead five players in double figures as No. 8 Michigan State came back from an early 10-point deficit to beat No. 6 Duke, 75-69, in the Champions Classic. Watts scored 13 of his 20 points in the second half, as the Spartans used a 14-3 run over the opening 3:29 of the second half to take a 51-36 lead en route to the win.

## Notes

- Michigan State put five players in double figures and received 27 points and 23 rebounds from its bench.
- The win was Michigan State's first at Duke after three-straight losses.
- The Spartans trail the all-time series, 13-4, but have won two of the last three meetings.
- Michigan State is now 4-5 all-time in the Champions Classic, including a 1-3 mark against Duke.



Aaron Henry (above) scored 14 points, grabbed five rebounds, had five assists, three blocks and three steals, while Rocket Watts (below) scored a team-high 20 points in the win at Duke.



## 2020-21 BOX SCORES



## GAME 4

Detroit Mercy . . . . . 76  
at #6 Michigan State . . . . . 83  
Dec. 4, 2020 • East Lansing, Mich. • Breslin Center

Detroit Mercy	FG	3FG	FT	O-D-R	PF	PTS	A	T	B	S	MIN
0 Bul Kuol, f	5-16	0-2	2-2	2-2-4	5	12	0	2	0	0	26
41 Willy Islami, f	3-7	1-5	0-0	1-5-6	5	7	5	0	0	2	31
00 Antoine Davis, g	10-26	0-9	4-4	0-0-0	3	24	4	2	0	3	38
13 Matt Johnson, g	7-14	4-6	2-2	2-3-5	2	20	3	2	1	1	33
25 Marquell Fraser, g	4-8	0-0	3-3	5-7-12	3	11	2	3	0	2	39
04 Dwayne Rose Jr.	1-1	0-0	0-0	2-3-5	2	2	0	3	1	1	23
12 Brad Calipari	0-1	0-1	0-0	0-1-1	0	0	0	0	0	0	9
15 Taurean Thompson	0-0	0-0	0-0	0-0-0	0	0	0	0	0	0	1
TEAM	2-13										
Totals	30-73	5-23	11-11	14-22-36	20	76	14	12	9	200	

TOTAL FG% 1st: 15-36, 41.7% 2nd: 15-37, 40.5% Game: 41.1%  
3-Pt. FG% 1st: 1-11, 9.1% 2nd: 4-12, 33.3% Game: 21.7%  
F Throw% 1st: 4-4, 100% 2nd: 7-7, 100% Game: 100%

Michigan State	FG	3FG	FT	O-D-R	PF	PTS	A	T	B	S	MIN
0 Aaron Henry, f	4-11	0-1	4-4	4-6-10	4	12	6	3	1	3	29
15 Thomas Kithier, f	1-3	0-0	0-0	0-2-2	0	2	0	0	0	0	11
20 Joey Hauser, f	3-6	1-4	3-4	1-4-5	1	10	2	2	0	0	18
44 Gabe Brown, f	6-9	4-6	0-0	0-0-0	1	16	0	1	2	0	30
2 Rocket Watts, g	8-14	1-4	6-6	0-4-4	3	23	4	3	0	0	30
3 Foster Loyer	0-3	0-2	2-2	0-1-1	2	2	1	1	0	0	19
11 A.J. Hoggard	1-3	0-0	2-3	0-4-4	1	4	2	4	0	1	19
22 Mady Sissoko	0-0	0-0	2-3	0-4-4	1	4	2	4	0	1	3
25 Malik Hall	2-4	0-1	1-1	2-3-5	1	5	1	1	0	1	18
30 Marcus Bingham, Jr.	0-0	0-0	0-0	0-0-0	1	0	0	1	4	0	11
34 Julius Marble II	4-7	0-0	1-3	3-2-5	2	9	0	1	0	0	12
TEAM	2-2-4										
Totals	29-60	6-18	19-23	12-28-40	16	83	16	17	7	5	200

TOTAL FG% 1st: 10-31, 32.3% 2nd: 19-29, 65.5% Game: 48.3%  
3-Pt. FG% 1st: 3-12, 25.0% 2nd: 3-6, 50.0% Game: 33.3%  
F Throw% 1st: 12-16, 75.0% 2nd: 7-7, 100% Game: 82.6%

Officials: Brooks Wells, Rob Riley, D.J. Carstensen  
Attendance: 14,797 Halftime Score: Tied, 35-35  
Record: Detroit Mercy: 0-1; Michigan State: 4-0

## Key Moment

After trailing through much of the second half, a three-point play from sophomore forward Julius Marble gave MSU a 69-64 lead. Detroit Mercy cut the Spartans lead to 71-70 with 3:38 left, but MSU out-scored the Titans, 12-6, over the final three-plus minutes to seal the 83-76 win.

## Notes

- After shooting only 32.3 percent (10-of-31) in the first half, the Spartans connected on 65.5 percent of their second half shots (19-of-29).
- The Spartans scored 23 points on the fast break.
- MSU out-scored Detroit Mercy 20-2 off the bench, with Julius Marble adding nine points.
- The Spartans scored at least 80 points for the third time in four games.
- Aaron Henry recorded his first career double-double with 12 points and 10 rebounds; he added six assists and three steals.

## GAME 5

Western Michigan . . . . . 61  
vs. #8 Michigan State . . . . . 79  
Dec. 6, 2020 • East Lansing, Mich. • Breslin Center

Western Michigan	FG	3FG	FT	O-D-R	PF	PTS	A	T	B	S	MIN
23 Greg Lee, f	2-9	0-0	2-2	0-6-6	1	6	4	0	0	0	24
22 Titus Wright, c	7-11	0-1	2-2	5-5-10	2	16	1	0	1	0	32
3 B Artis White, g	5-11	3-6	6-6	0-6-6	1	19	3	2	0	1	35
11 Rafael Cruz Jr., g	4-10	1-2	0-0	0-0-0	4	9	2	2	0	0	20
12 Josiah Freeman, g	3-6	1-2	0-0	1-0-1	1	7	2	0	0	0	27
1 Chase Barrs	0-0	0-0	0-0	0-2-2	1	0	0	2	0	1	20
2 Adrian Martin	0-4	0-1	0-0	0-0-0	0	0	1	2	0	0	13
4 Daylan Hamilton	0-4	0-1	0-0	0-1-1	1	0	0	1	0	1	10
10 Luke Toliver	0-0	0-0	0-1	0-0-0	1	0	0	1	0	1	4
24 Jaylon Holmes	2-4	0-0	0-0	1-1-2	1	4	1	1	0	0	15
TEAM	3-1-4										
Totals	23-59	5-13	10-11	10-22-32	13	61	14	12	1	4	200

TOTAL FG% 1st: 13-30, 43.3% 2nd: 10-29, 34.5% Game: 39.0%  
3-Pt. FG% 1st: 3-7, 42.9% 2nd: 2-6, 33.3% Game: 38.5%  
F Throw% 1st: 6-6, 100% 2nd: 4-5, 80.0% Game: 90.9%

Michigan State	FG	3FG	FT	O-D-R	PF	PTS	A	T	B	S	MIN
15 Thomas Kithier, f	3-3	0-0	0-0	0-1-1	3	6	1	0	1	0	10
20 Joey Hauser, f	8-14	6-10	2-2	1-9-10	0	24	4	0	1	2	27
44 Gabe Brown, f	3-4	1-1	0-0	1-2-3	0	7	1	4	0	0	15
1 Joshua Langford, g	2-5	1-3	1-1	1-1-2	0	6	5	2	1	1	23
2 Rocket Watts, g	4-9	2-4	0-0	0-1-1	2	10	6	0	0	0	25
0 Aaron Henry	5-13	0-4	2-4	2-2-4	1	12	5	1	1	0	31
3 Foster Loyer	0-2	0-1	0-0	0-1-1	1	0	2	0	0	0	16
10 Jack Holberg	0-1	0-1	0-0	0-0-0	0	0	0	0	0	0	2
11 A.J. Hoggard	0-2	0-1	0-0	0-2-2	2	0	1	0	0	0	7
13 Steven Izzo	0-0	0-0	0-0	0-0-0	0	0	1	1	0	0	1
22 Mady Sissoko	2-2	0-0	0-0	0-2-2	1	4	0	0	0	0	3
25 Malik Hall	1-2	0-1	0-0	1-3-4	1	2	1	1	0	1	21
30 Marcus Bingham, Jr.	4-6	0-0	0-0	0-1-1	1	8	0	1	2	0	12
34 Julius Marble II	0-0	0-0	0-0	0-2-2	2	0	1	1	0	0	7
TEAM	3-0-3										
Totals	32-63	10-26	5-7	9-27-36	14	79	28	11	6	4	200

TOTAL FG% 1st: 15-30, 50.0% 2nd: 17-33, 51.5% Game: 50.8%  
3-Pt. FG% 1st: 5-11, 45.5% 2nd: 5-15, 33.3% Game: 38.5%  
F Throw% 1st: 4-6, 66.7% 2nd: 1-1, 100% Game: 71.4%

Officials: Courtney Green, Chris Beaver, Larry Sciototto  
Attendance: - Halftime Score: MSU 39-35  
Record: WMU 0-2, MSU 5-0

## Key Moment

The Spartans led by four points (39-35) at the half and still were up four (52-48) nearing the mid-point of the second half before going on an 21-8 run over a span of 7:50, taking a 73-56 lead on a 3-pointer from Joey Hauser, his third during the run.

## Notes

- Hauser scored a career-high 24 points, eclipsing his previous best of 21, set while at Marquette against Xavier during the 2018-19 season.
- Junior forward Aaron Henry finished with 12 points, five assists and four rebounds and sophomore guard Rocket Watts added 10 points and six assists.
- The Spartans received 26 points from the bench, the fifth time this season the bench has out-scored the opposing bench.
- Michigan State handed out 28 assists, the third game this season with at least 25.



## 2020-21 BOX SCORES

GAME  
6

Oakland  
vs. #4 Michigan State . . . . . 91  
Dec. 13, 2020 • East Lansing, Mich. • Breslin Center

Oakland	FG	3FG	FT	O-D-R	PF	PTS	A	T	B	S	MIN
3 Micah Parrish, f	3-4	0-1	0-2	2-1-3	4	6	2	0	0	2	26
4 Daniel Oladapo, f	1-1	0-0	0-0	0-0-0	4	2	1	0	0	0	20
13 Trey Townsend, f	2-2	0-0	1-3	0-2-2	3	5	3	0	2	0	22
1 Rashad Williams, g	12-28	8-17	4-5	0-0-0	2	36	0	2	0	4	36
34 Jalen Moore, g	8-15	5-7	5-8	0-2-2	3	26	5	7	0	2	32
00 Zion Young	0-2	0-1	0-0	0-0-0	2	0	0	1	0	0	7
5 Emmanuel Newsome	0-2	0-1	0-0	0-2-2	0	0	1	0	0	0	4
11 Blake Lampman	1-2	1-2	0-0	0-5-5	0	3	1	1	0	1	22
12 Philpps Joseph	0-0	0-0	0-0	0-0-0	0	0	0	0	0	0	2
15 Kevin Kangu	3-3	3-3	0-0	0-1-1	1	9	2	0	0	0	8
22 Yusuf Jihad	0-2	0-1	1-2	0-2-2	1	1	0	0	0	0	7
23 Chris Conway	0-0	0-0	0-0	0-1-1	2	0	1	0	1	0	6
30 Joey Holifield	1-1	1-1	0-0	0-0-0	0	3	0	0	0	2	8
TEAM				1-1-2							
Totals	31-62	18-34	11-20	3-17-20	22	91	16	11	3	11	200
TOTAL FG%	1st: 14-27, 51.9%	2nd: 17-35, 48.6%	Game: 50.0%								
3-Pt. FG%	1st: 8-15, 53.3%	2nd: 10-19, 52.6%	Game: 52.9%								
F Throw%	1st: 4-9, 44.4%	2nd: 7-11, 63.6%	Game: 55.0%								

Michigan State	FG	3FG	FT	O-D-R	PF	PTS	A	T	B	S	MIN
0 Aaron Henry, f	6-13	2-7	1-1	3-2-5	2	15	5	6	2	3	28
15 Thomas Kithier, f	0-1	0-0	0-0	1-2-3	3	0	1	1	0	0	10
20 Joey Hauser, f	4-6	2-3	0-0	2-8-10	4	10	4	3	0	0	25
1 Joshua Langford, g	5-10	2-7	1-1	3-2-5	1	13	4	2	0	0	22
2 Rocket Watts, g	4-11	1-7	0-0	1-2-3	4	9	6	2	0	0	22
3 Foster Loyer	2-5	2-3	4-4	0-0-0	0	10	7	0	0	0	19
10 Jack Hoiberg	1-3	0-1	0-0	0-1-1	0	2	1	0	0	0	5
11 A.J. Hoggard	3-3	1-1	3-3	0-3-3	0	10	1	0	1	0	8
13 Steven Izzo	0-1	0-1	0-0	0-0-0	0	0	0	0	0	0	2
14 Davis Smith	0-1	0-0	0-0	0-0-0	0	0	0	0	0	0	2
22 Mady Sissoko	0-1	0-0	2-2	1-5-6	0	2	0	0	0	0	8
15 Malik Hall	4-6	1-1	1-1	3-3-6	1	10	1	0	0	0	16
30 Marcus Bingham, Jr.	1-3	0-0	1-2	1-1-2	2	3	0	2	0	0	9
34 Julius Marble II	2-3	0-0	1-1	1-0-1	1	5	1	0	0	0	6
44 Gabe Brown	7-9	4-6	2-2	0-1-1	2	20	1	0	0	1	18
TEAM				4-2-6		2					
Totals	39-76	15-37	16-17	20-32-52	20	109	32	18	3	4	200
TOTAL FG%	1st: 15-32, 46.9%	2nd: 24-44, 54.5%	Game: 51.3%								
3-Pt. FG%	1st: 7-16, 43.8%	2nd: 8-21, 38.1%	Game: 40.5%								
F Throw%	1st: 7-8, 87.5%	2nd: 9-9, 100%	Game: 94.1%								

Officials: Edwin Young, Paul Szelc, Bill Elk  
Attendance: -  
Record: MSU 6-0; Oakland 0-7

## Key Moment

Michigan State broke open a close game with a 15-5 run to start the second half and took a 59-45 lead, before Oakland cut the lead to eight points. The Spartans responded by out-scoring Oakland, 22-10, over the next six minutes and extended the lead to 20 points, 85-65, en route to the win.

## Notes

- Junior forward Gabe Brown scored a career-high 20 points as MSU put seven players in double figures
- The Spartans used a big second half, scoring 59 points and connecting on 54.5 percent of their shots from the field.
- Michigan State held a 52-20 advantage on the boards and grabbed 20 offensive rebounds.
- The Spartans handed out 32 assists on 39 made field goals (82.1 percent).
- MSU received 62 points from its bench.

GAME  
7

#4 Michigan State . . . . . 65  
Northwestern . . . . . 79  
Dec. 20, 2020 • Evanston, Ill. • Welsh-Ryan Arena

Michigan State	FG	3FG	FT	O-D-R	PF	PTS	A	T	B	S	MIN
0 Aaron Henry, f	5-10	0-2	1-1	0-2-2	2	11	3	1	0	1	25
15 Thomas Kithier, f	1-2	0-0	0-0	2-0-2	2	2	1	0	0	0	18
20 Joey Hauser, f	2-7	1-5	0-0	1-1-2	0	5	1	3	0	3	21
1 Joshua Langford, g	4-8	1-3	0-0	0-2-2	5	9	2	0	0	0	16
2 Rocket Watts, g	2-11	1-5	0-0	0-1-1	1	5	3	0	0	0	21
3 Foster Loyer	2-8	2-7	0-0	0-5-5	2	6	2	2	0	1	25
10 Jack Hoiberg	0-2	0-2	1-2	1-0-1	1	1	1	0	0	0	2
11 A.J. Hoggard	1-4	1-3	0-0	1-1-2	2	3	1	0	0	1	6
22 Mady Sissoko	0-0	0-0	0-0	0-0-0	0	0	0	0	0	0	2
25 Malik Hall	4-7	1-2	1-4	4-5-9	0	10	3	1	0	1	22
30 Marcus Bingham, Jr.	0-1	0-0	0-0	0-0-0	1	0	1	0	1	0	8
34 Julius Marble II	0-2	0-0	1-2	0-2-2	0	3	0	0	0	0	9
44 Gabe Brown	4-5	1-2	1-1	2-3-5	0	10	1	1	0	0	25
TEAM				0-0-0							
Totals	26-67	8-31	5-10	11-22-33	16	65	19	8	1	7	200
TOTAL FG%	1st: 12-34, 35.3%	2nd: 14-33, 42.4%	Game: 38.8%								
3-Pt. FG%	1st: 4-15, 26.7%	2nd: 4-16, 25.0%	Game: 25.8%								
F Throw%	1st: 2-3, 66.7%	2nd: 3-7, 42.9%	Game: 50.0%								

Northwestern	FG	3FG	FT	O-D-R	PF	PTS	A	T	B	S	MIN
10 Miller Kopp, f	1-3	0-1	3-3	0-1-1	0	5	3	1	0	1	28
22 Pete Nance, f	6-8	1-2	2-2	0-12-12	2	15	4	4	0	0	29
31 Robbie Beran, f	1-4	1-4	2-2	0-2-2	4	5	1	0	0	0	32
0 Boo Buie, g	9-15	5-6	7-8	0-3-3	0	30	4	3	0	0	24
1 Chase Audige, g	2-8	0-3	0-0	2-1-3	4	4	0	2	0	3	24
2 Ryan Greer	1-3	0-1	0-0	0-3-3	1	2	2	1	0	0	20
3 Ty Berry	4-5	3-4	1-3	0-0-0	0	12	1	1	0	3	20
11 Anthony Gaines	2-2	0-0	0-0	0-3-3	3	4	1	0	0	0	12
15 Ryan Young	1-3	0-0	0-0	1-2-3	0	2	0	0	0	0	11
TEAM				0-2-2							
Totals	27-51	10-21	15-18	3-29-32	14	79	16	12	0	7	200
TOTAL FG%	1st: 14-27, 51.9%	2nd: 13-24, 54.2%	Game: 52.9%								
3-Pt. FG%	1st: 6-12, 50.0%	2nd: 4-9, 44.4%	Game: 47.6%								
F Throw%	1st: 9-10, 90.0%	2nd: 6-8, 75.0%	Game: 83.3%								

Officials: Courtney Green, Donnie Eppley, Bo Boroski  
Attendance: -  
Record: MSU: 6-1, 0-1; NU: 4-1, 1-0

## Key Moment

No. 4 Michigan State fell behind by 13 points at halftime and could not recover, falling to Northwestern, 79-65, in the Big Ten Conference opener for both teams.

## Notes

- It was the first win for Northwestern in the series since Jan. 14, 2012 (81-74).
- The Spartans had won the last 12 games in the series, including five on the road.
- This was the first time MSU had 0 second-chance points since collecting none in a 63-60 win over Indiana on Feb. 23, 2018.
- Aaron Henry led the Spartans with 11 points, two rebounds and three assists, sophomore forward Malik Hall had 10 points, nine rebounds and three assists, while junior forward Gabe Brown had 10 points and five rebounds.



## 2020-21 BOX SCORES



## GAME 8

#9 Wisconsin . . . . . 85  
at #12 Michigan State . . . . . 76  
Dec. 25, 2020 • East Lansing, Mich. • Breslin Center

Wisconsin	FG	3FG	FT	O-D-R	PF	PTS	A	T	B	S	MIN
2 Aleem Ford, f	5-6	1-2	2-2	0-4-4	5	13	2	1	1	2	23
35 Nate Reuvers, f	3-7	0-2	2-2	0-2-2	1	8	0	1	1	0	25
11 Micah Potter, c	3-5	2-3	3-4	2-4-6	1	11	5	1	0	0	22
20 D'Mitrick Trice, g	7-14	4-7	11-15	0-2-2	0	29	2	2	0	2	32
34 Brad Davison, g	4-10	1-5	2-2	1-3-4	1	11	4	0	0	2	29
1 Jonathan Davis	3-6	0-0	1-3	0-2-2	4	7	2	0	1	1	30
5 Tyler Wahl	2-3	0-0	0-0	0-4-4	4	4	1	1	1	0	18
12 Trevor Anderson	0-1	0-0	2-2	1-2-3	0	2	2	0	0	0	21
TEAM				2-0-2							1
<b>Totals</b>	<b>27-52</b>	<b>8-19</b>	<b>23-30</b>	<b>6-23-29</b>	<b>16</b>	<b>85</b>	<b>18</b>	<b>7</b>	<b>4</b>	<b>7</b>	<b>200</b>

TOTAL FG% 1st: 15-28, 53.6% 2nd: 12-24, 50.0% Game: 51.9%  
3-Pt. FG% 1st: 6-11, 54.5% 2nd: 2-8, 25.0% Game: 42.1%  
F Throw% 1st: 6-9, 66.7% 2nd: 17-21, 81.0% Game: 76.7%

Michigan State	FG	3FG	FT	O-D-R	PF	PTS	A	T	B	S	MIN
0 Aaron Henry, f	5-13	0-1	2-3	1-5-6	3	12	3	7	0	1	31
15 Thomas Kithier, f	3-5	0-0	2-2	4-1-5	4	8	1	1	0	1	18
20 Joey Hauser, f	7-9	3-3	10-11	0-7-7	4	27	2	1	0	0	28
1 Joshua Langford, g	3-9	2-3	0-0	2-0-2	3	8	2	0	0	0	30
2 Rocket Watts, g	2-9	1-2	0-0	0-1-1	3	5	7	2	0	0	26
3 Foster Loyer	2-2	1-1	0-0	0-0-0	2	5	5	0	0	0	15
25 Malik Hall	2-4	1-1	0-0	1-1-2	2	5	2	1	0	0	16
30 Marcus Bingham, Jr.	0-1	0-0	0-0	0-2-2	1	0	0	0	0	0	6
34 Julius Marble II	2-3	0-0	0-0	0-3-3	2	4	0	2	0	0	11
44 Gabe Brown	1-2	0-0	0-0	1-0-1	2	2	1	0	0	0	19
TEAM				0-1-1							
<b>Totals</b>	<b>27-57</b>	<b>8-11</b>	<b>14-16</b>	<b>9-21-30</b>	<b>26</b>	<b>76</b>	<b>23</b>	<b>14</b>	<b>0</b>	<b>2</b>	<b>200</b>

TOTAL FG% 1st: 17-29, 58.6% 2nd: 10-28, 35.7% Game: 47.4%  
3-Pt. FG% 1st: 4-4, 100% 2nd: 4-7, 57.1% Game: 72.7%  
F Throw% 1st: 4-5, 80.0% 2nd: 10-11, 90.9% Game: 87.5%

Officials: Steve McJunkins, Larry Scirotti, D.J. Carstensen  
Attendance: - Halftime Score: Tied, 42-42  
Record: Wisconsin: 8-1, 2-0; MSU: 6-2, 0-2

### Key Moment

No. 12 Michigan State took a nine-point lead early in the second half, but couldn't hang on as No. 9 Wisconsin used a late run to pull away for a 85-76 win at the Breslin Center on Christmas afternoon.

### Notes

- Redshirt junior forward Joey Hauser scored a career-high 25 points and had seven rebounds to lead MSU, while junior forward Aaron Henry added 12 points, six rebounds and three assists.
- Michigan State turned the ball over 14 times and Wisconsin out-scored the Spartans, 24-9, in points off turnovers.
- The Badgers connected on 76.7 percent of their free throws (23-of-30), but hit 90.9 percent in the second half (17-of-21).
- Wisconsin connected on 51.9 percent of its shots from the floor (27-of-52), including 42.1 percent of their 3-point attempts (8-of-21).

## GAME 9

#12 Michigan State . . . . . 56  
at #21 Minnesota . . . . . 81  
Dec. 28, 2020 • Minneapolis, Minn. • Williams Arena

Michigan State	FG	3FG	FT	O-D-R	PF	PTS	A	T	B	S	MIN
15 Thomas Kithier, f	2-4	0-0	1-1	4-3-7	0	5	1	0	0	0	21
20 Joey Hauser, f	1-8	0-5	4-6	0-4-4	3	6	0	1	0	0	21
1 Joshua Langford, g	2-10	1-3	0-0	2-2-4	0	5	1	0	1	0	21
2 Rocket Watts, g	1-9	0-3	0-0	0-0-0	2	2	2	0	0	0	23
3 Foster Loyer, g	2-6	2-4	2-2	0-1-1	0	8	1	1	0	0	18
0 Aaron Henry	3-10	1-1	4-4	1-3-4	2	11	3	2	0	1	28
10 Jack Hoiberg	0-1	0-1	0-0	0-0-0	0	0	0	0	0	0	2
11 A.J. Hoggard	4-9	0-2	1-1	0-1-1	3	9	1	0	0	2	15
22 Mady Sissoko	0-1	0-0	0-2	1-5-6	2	0	0	0	0	0	12
25 Malik Hall	2-6	2-3	2-2	2-3-5	1	8	1	1	0	0	20
30 Marcus Bingham, Jr.	0-0	0-0	0-0	0-0-0	1	0	0	0	0	0	2
34 Julius Marble II	1-1	0-0	0-0	0-0-0	1	2	0	1	0	0	4
44 Gabe Brown	0-5	0-3	0-0	1-1-2	0	0	0	0	1	1	13
TEAM				1-1-2							
<b>Totals</b>	<b>18-70</b>	<b>6-25</b>	<b>14-18</b>	<b>12-24-36</b>	<b>15</b>	<b>56</b>	<b>10</b>	<b>6</b>	<b>2</b>	<b>4</b>	<b>200</b>

TOTAL FG% 1st: 6-38, 15.8% 2nd: 12-32, 37.5% Game: 25.7%  
3-Pt. FG% 1st: 2-12, 16.7% 2nd: 4-13, 30.8% Game: 24.0%  
F Throw% 1st: 2-2, 100% 2nd: 12-16, 75.0% Game: 77.8%

Minnesota	FG	3FG	FT	O-D-R	PF	PTS	A	T	B	S	MIN
23 Brandon Johnson, f	4-7	1-4	0-0	2-5-7	2	9	2	2	1	1	28
00 Liam Robbins, c	7-11	1-3	3-3	0-9-9	3	18	2	1	3	1	25
5 Marcus Carr, g	7-13	3-6	2-2	2-2-4	0	19	5	2	0	0	33
11 Both Gach, g	2-7	0-2	2-4	1-8-9	0	6	3	3	0	1	20
22 Gabe Kalscheur, g	3-10	1-6	1-1	1-4-5	2	8	1	2	0	0	23
1 Tre' Williams	3-6	0-2	0-0	1-2-3	2	6	4	0	0	0	17
2 Martice Mitchell	0-0	0-0	0-0	0-0-0	1	0	0	0	0	0	3
3 David Mustaf	1-1	0-0	0-0	0-2-2	0	2	0	1	0	0	3
4 Jamal Mashburn, Jr.	1-4	0-1	3-3	0-2-2	1	5	0	1	0	1	23
13 Hunt Conroy	0-0	0-0	0-0	0-0-0	0	0	0	0	0	0	1
24 Eric Curry	1-1	0-0	4-4	1-3-4	0	6	1	0	0	0	12
32 Sam Freeman	1-1	0-0	0-0	0-0-0	0	2	0	0	0	0	3
35 Isaiah Ihnen	0-2	0-1	0-0	1-3-4	2	0	0	1	0	1	9
TEAM				1-2-3							1
<b>Totals</b>	<b>30-63</b>	<b>6-25</b>	<b>15-17</b>	<b>10-42-52</b>	<b>13</b>	<b>81</b>	<b>18</b>	<b>14</b>	<b>5</b>	<b>5</b>	<b>200</b>

TOTAL FG% 1st: 12-30, 40.0% 2nd: 18-33, 54.5% Game: 47.6%  
3-Pt. FG% 1st: 3-12, 25.0% 2nd: 3-13, 23.1% Game: 24.0%  
F Throw% 1st: 9-9, 100% 2nd: 6-8, 75.0% Game: 88.2%

Officials: Don Daily, Keith Kimble, Paul Szecel  
Attendance: - Halftime Score: Minnesota, 36-16  
Record: MSU: 6-3, 0-3; Minnesota: 9-1, 2-1

### Key Moment

No. 17 Michigan State fell behind by 20 points at the half and could not recover, losing its third-straight game with an 81-56 loss at No. 21 Minnesota at Williams Arena.

### Notes

- Michigan State leads the all-time series with Minnesota, 73-61.
- The win for Minnesota was its first against Michigan State since March 10, 2017 in the Big Ten Tournament.
- The Spartans had won the four previous regular season games at Minnesota; this was the first win in the series for the Golden Gophers at home since Dec. 31, 2012.
- Michigan State finished the game shooting 25.7 percent from the floor (18-of-70), the first time an MSU team had shot below 30 percent from the floor since a 57-44 loss to Louisville on March 22, 2012 in the NCAA Tournament.
- This was the fewest points in a half since scoring 14 in the first half against Maryland on Dec. 30, 2014.

## 2020-21 BOX SCORES

GAME  
10#17 Michigan State . . . . . 84  
at Nebraska . . . . . 77  
Jan. 2, 2021 • Lincoln, Neb. • Pinnacle Bank Arena

Michigan State	FG	3FG	FT	O-D-R	PF	PTS	A	T	B	S	MIN
0 Aaron Henry, f	10-16	3-5	4-5	2-2-4	1	27	1	2	1	1	33
15 Thomas Kithier, f	3-3	0-0	1-2	3-1-4	4	7	1	1	0	1	23
20 Joey Hauser, f	1-4	0-2	3-4	0-6-6	2	5	1	3	0	0	20
1 Joshua Langford, g	5-12	1-5	4-4	1-0-1	2	15	2	0	0	2	29
11 A.J. Hoggard, g	2-3	0-0	0-1	0-3-3	2	4	5	1	2	0	24
2 Rocket Watts	3-8	1-4	2-2	0-0-0	3	9	0	0	0	0	15
3 Foster Loyer	1-4	0-3	1-2	0-1-1	1	3	2	1	0	0	11
22 Mady Sissoko	0-0	0-0	0-0	0-0-0	1	0	0	0	2	0	7
25 Malik Hall	0-0	0-0	3-4	3-5-8	2	3	0	0	0	0	19
30 Marcus Bingham, Jr.	0-0	0-0	0-0	0-0-0	0	0	0	1	0	0	2
34 Julius Marble II	0-0	0-0	1-2	0-0-0	2	1	0	1	0	0	1
44 Gabe Brown	4-6	2-4	0-0	0-1-1	1	10	0	2	0	2	16
TEAM				0-1-1				1			
<b>Totals</b>	<b>29-56</b>	<b>7-23</b>	<b>19-26</b>	<b>9-20-29</b>	<b>21</b>	<b>84</b>	<b>12</b>	<b>13</b>	<b>5</b>	<b>6</b>	<b>200</b>

TOTAL FG%	1st: 13-24, 54.2%	2nd: 16-32, 50.0%	Game: 51.8%
3-Pt. FG%	1st: 3-11, 27.3%	2nd: 4-12, 33.3%	Game: 30.4%
F Throw%	1st: 11-14, 78.6%	2nd: 8-12, 66.7%	Game: 73.1%

Nebraska	FG	3FG	FT	O-D-R	PF	PTS	A	T	B	S	MIN
11 Lat Myen, f	3-5	2-3	0-0	0-3-3	5	8	0	1	1	1	15
24 Yvn Quedraogo, f	3-5	0-0	0-2	3-1-4	0	6	0	2	0	1	26
00 Teddy Allen, g	10-18	3-7	0-0	2-4-6	3	23	1	3	0	1	26
2 Trey McGowens, g	6-10	2-2	6-7	0-5-5	4	20	2	3	0	1	33
45 Dalano Banton, g	1-3	0-1	5-6	1-0-1	3	7	7	4	0	0	33
4 Shamiel Stevenson	0-1	0-0	0-0	0-1-1	1	0	0	1	0	0	5
10 Kobe Webster	3-9	2-5	2-2	0-2-2	2	10	0	0	0	0	34
14 Trevor Lakes	0-0	0-0	0-0	0-1-1	0	0	0	0	0	0	3
34 Thorbjørn Jensen	1-4	0-1	1-2	0-2-2	3	3	2	0	0	0	23
35 Eduardo Andre	0-0	0-0	0-0	0-1-1	0	0	0	1	0	0	2
TEAM				3-2-5				3			
<b>Totals</b>	<b>27-55</b>	<b>9-19</b>	<b>14-19</b>	<b>9-22-31</b>	<b>21</b>	<b>77</b>	<b>12</b>	<b>18</b>	<b>1</b>	<b>4</b>	<b>200</b>

TOTAL FG%	1st: 11-25, 44.0%	2nd: 16-30, 53.3%	Game: 49.1%
3-Pt. FG%	1st: 4-9, 44.4%	2nd: 5-10, 50.0%	Game: 47.4%
F Throw%	1st: 7-10, 70.0%	2nd: 7-9, 77.8%	Game: 73.7%

**Officials:** Edwin Young, Rob Kueneman, DJ Carstensen  
**Attendance:** - **Halftime Score:** MSU, 40-33  
**Record:** MSU: 7-3 1-3; Nebraska: 4-7, 0-4

**Key Moment**

Leading by seven points, 40-33, at halftime, Michigan State scored the first seven points of the second half and took a 47-33 lead en route to a road win at Nebraska. MSU led by as many as 17 points (52-35) early in the second half.

**Notes**

- Junior forward Aaron Henry scored a career-high 27 points to lead three players in double figures
- Michigan State connected on 51.8 percent of its field goals (29-of-56), including 54.2 percent in the first half (13-of-24).
- The Spartans connected on 73.1 percent of their free throws (19-of-26), including 11-of-14 in the first half (78.1 percent).
- MSU had nine offensive rebounds and scored 14 second-chance points.
- The MSU bench accounted for 26 points and 10 rebounds.



Aaron Henry scored 20 points with eight rebounds and four blocks against Rutgers.



Joey Hauser scored nine points and had a game-high 14 rebounds in the win over Rutgers.





## 2020-21 BOX SCORES



# GAME 11

#15 Rutgers  
at #23 Michigan State  
Jan. 5, 2021 • East Lansing, Mich. • Breslin Center

Rutgers	FG	3FG	FT	O-D-R	PF	PTS	A	T	B	S	MIN
15 Myles Johnson, c	1-3	0-0	0-7	2-5-7	2	2	0	0	3	2	30
0 Geo Baker, g	2-7	1-4	0-0	1-2-3	2	5	2	1	0	1	24
10 Montez Mathis, g	1-4	1-1	0-2	0-1-1	3	3	0	2	0	0	23
24 Ron Harper Jr., g	5-12	1-4	2-2	1-1-2	4	13	1	0	0	2	33
42 Jacob Young, g	5-18	0-1	1-2	1-2-3	1	11	1	2	0	2	25
1 Oskar Palmquist	0-0	0-0	0-0	0-0-0	0	0	0	0	0	0	3
3 Mawot Mag	1-1	0-0	0-0	0-0-0	0	2	0	0	0	0	1
4 Paul Mulcahy	2-8	0-0	1-1	0-2-2	1	4	5	0	0	2	28
11 Mamadou Doucoure	1-1	0-0	1-1	0-0-0	1	3	0	0	0	0	2
21 Dean Reiber	0-1	0-0	0-0	0-0-0	0	0	0	0	1	1	9
22 Caleb McConnell	0-4	0-1	2-2	1-2-3	2	2	1	1	0	3	22
TEAM				3-14							3
<b>Totals</b>	<b>18-59</b>	<b>3-12</b>	<b>6-17</b>	<b>9-16-25</b>	<b>16</b>	<b>45</b>	<b>10</b>	<b>9</b>	<b>4</b>	<b>13</b>	<b>200</b>

TOTAL FG%	1st: 10-35, 28.6%	2nd: 8-24, 33.3%	Game: 30.5%
3-Pt. FG%	1st: 0-8, 0.0%	2nd: 3-4, 75.0%	Game: 25.0%
F Throw%	1st: 2-9, 22.2%	2nd: 4-8, 50.0%	Game: 35.3%

Michigan State	FG	3FG	FT	O-D-R	PF	PTS	A	T	B	S	MIN
0 Aaron Henry, f	8-13	2-4	2-2	1-7-8	0	20	1	4	4	2	35
15 Thomas Kithier, f	1-1	0-0	0-0	3-4-7	2	2	1	1	0	1	18
20 Joey Hauser, f	3-7	1-3	2-2	2-12-14	4	9	2	2	0	0	25
1 Joshua Langford, g	4-9	1-2	2-2	0-1-1	2	11	2	1	0	0	25
11 A.J. Hoggard, g	1-4	0-0	1-2	1-2-3	2	3	6	2	1	2	25
2 Rocket Watts	3-8	1-2	4-4	0-1-1	2	11	1	1	0	0	15
3 Foster Loyer	0-0	0-0	0-0	0-0-0	0	2	1	0	0	0	5
10 Jack Hoiberg	0-0	0-0	0-0	0-0-0	0	0	0	0	0	0	1
13 Steven Izzo	0-0	0-0	0-0	0-0-0	0	0	0	0	0	0	1
14 Davis Smith	0-0	0-0	0-0	0-0-0	0	0	0	0	0	0	1
22 Mady Sissoko	0-1	0-0	0-0	0-2-2	1	0	0	0	2	0	4
25 Malik Hall	2-2	0-0	1-1	1-3-4	2	5	1	0	0	0	27
30 Marcus Bingham, Jr.	0-0	0-0	3-4	0-1-1	0	3	0	1	1	0	2
44 Gabe Brown, f	1-4	1-3	1-2	0-2-2	0	4	0	2	0	0	16
TEAM				0-2-2							3
<b>Totals</b>	<b>23-49</b>	<b>6-14</b>	<b>16-19</b>	<b>8-37-45</b>	<b>15</b>	<b>68</b>	<b>16</b>	<b>18</b>	<b>8</b>	<b>5</b>	<b>200</b>

TOTAL FG%	1st: 10-24, 41.7%	2nd: 13-25, 52.0%	Game: 46.9%
3-Pt. FG%	1st: 2-6, 33.3%	2nd: 4-8, 50.0%	Game: 42.9%
F Throw%	1st: 6-8, 75.0%	2nd: 10-11, 90.9%	Game: 84.2%

**Officials:** Courtney Green, Paul Szcel, Larry Sciotto  
**Attendance:** - **Halftime Score:** MSU, 28-22  
**Record:** RU: 7-3, 3-3; MSU: 8-3, 2-3

## Key Moment

Michigan State led by six points (28-22) at the break and extended the lead to 11 points, 41-30, after a pair of free throws early in the second half. Rutgers was able to pull within six points, 36-30, but Aaron Henry responded immediately with a jumper, triggering a 25-10 run as the Spartans extended the lead to 21 points, 61-40.

## Notes

- Henry scored 20 points, grabbed eight rebounds, had four blocks and two steals to lead the Spartans
- After turning the ball over 14 times in the first half, the Spartans committed only four in the second half.
- The Spartans held Rutgers to 30.9 percent shooting from the floor (18-of-59), including just 28.6 percent (10-of-35) in the first half.
- Michigan State connected on 84.2 percent of its free throws (16-of-19), including 10-of-11 (90.9 percent) in the second half, scored 36 points in the paint and had 15 second-chance points.

# GAME 12

Purdue . . . . . 55  
at #23 Michigan State . . . . . 54  
Jan. 8, 2021 • East Lansing, Mich. • Breslin Center

Purdue	FG	3FG	FT	O-D-R	PF	PTS	A	T	B	S	MIN
00 Mason Gillis, f	0-2	0-2	0-0	1-0-1	3	0	0	2	0	0	11
50 Trevion Williams, f	9-14	0-0-12	3-6-9	2	26	2	3	1	0	0	26
2 Eric Hunter Jr., g	1-7	1-6	4-4	2-4-6	2	7	4	2	0	1	30
5 Brandon Newman, g	1-3	0-2	0-0	0-1-1	3	2	1	2	2	0	22
55 Sasha Stefanovic, g	1-8	1-4	0-0	0-3-3	2	3	0	1	0	0	33
1 Aaron Wheeler	1-5	1-5	0-0	1-1-2	5	3	1	1	0	1	29
11 Isaiah Thompson	0-3	0-2	2-2	0-0-0	0	2	0	0	0	0	11
15 Zach Edey	3-5	0-0	0-0	2-1-3	2	6	0	0	0	0	14
23 Jason Ivey	3-9	0-3	0-1	2-4-6	2	6	1	0	0	0	16
25 Ethan Morton	0-0	0-0	0-0	0-0-0	0	0	0	0	0	0	8
TEAM				5-16							3
<b>Totals</b>	<b>19-56</b>	<b>3-24</b>	<b>14-19</b>	<b>16-21-37</b>	<b>21</b>	<b>55</b>	<b>9</b>	<b>14</b>	<b>3</b>	<b>2</b>	<b>200</b>

TOTAL FG%	1st: 6-23, 26.1%	2nd: 13-33, 39.4%	Game: 33.9%
3-Pt. FG%	1st: 0-12, 0.0%	2nd: 3-12, 25.0%	Game: 12.5%
F Throw%	1st: 4-7, 57.1%	2nd: 10-12, 83.3%	Game: 73.7%

Michigan State	FG	3FG	FT	O-D-R	PF	PTS	A	T	B	S	MIN
0 Aaron Henry, f	3-8	0-3	7-8	2-5-7	2	13	2	1	2	1	30
15 Thomas Kithier, f	0-0	0-0	0-0	0-1-1	4	0	0	1	1	0	8
20 Joey Hauser, f	2-5	2-5	3-4	1-3-4	4	9	1	3	0	0	23
1 Joshua Langford, g	4-11	1-3	1-1	1-3-4	2	10	0	1	1	1	28
11 A.J. Hoggard, g	0-3	0-1	3-4	0-3-3	1	3	4	2	0	0	26
2 Rocket Watts	3-6	0-0	1-2	0-3-3	2	7	1	2	0	0	19
3 Foster Loyer	0-1	0-0	0-0	0-0-0	1	0	1	1	0	0	11
22 Mady Sissoko	1-1	0-0	0-0	0-1-1	2	2	0	2	0	0	9
25 Malik Hall	1-3	0-1	1-2	0-2-2	0	3	3	0	1	1	23
30 Marcus Bingham, Jr.	0-0	0-0	3-4	1-3-4	1	3	0	0	0	0	9
34 Julius Marble	2-3	0-0	0-0	1-0-1	3	4	0	1	0	1	8
44 Gabe Brown	0-0	0-0	0-0	0-0-0	0	0	0	0	1	0	6
TEAM				1-0-1							0
<b>Totals</b>	<b>16-41</b>	<b>3-13</b>	<b>19-25</b>	<b>7-24-31</b>	<b>22</b>	<b>54</b>	<b>12</b>	<b>14</b>	<b>9</b>	<b>4</b>	<b>200</b>

TOTAL FG%	1st: 12-23, 52.2%	2nd: 4-18, 22.2%	Game: 39.0%
3-Pt. FG%	1st: 2-6, 33.3%	2nd: 1-7, 14.3%	Game: 23.1%
F Throw%	1st: 5-6, 83.3%	2nd: 14-19, 73.7%	Game: 76.0%

**Officials:** Brooks Wells, Steve McJunkins, Bo Boroski  
**Attendance:** - **Halftime Score:** MSU, 31-16  
**Record:** Purdue: 8-5, 3-3; MSU: 8-4, 2-4

## Key Moment

No. 23 Michigan State took a 15-point lead at halftime and led by four points in the final minute, but Purdue's Trevion Williams hit a jumper with four seconds left, as the Boilermakers came back for a 55-54 win at the Breslin Center.

## Notes

- Michigan State shot just 22.2 percent from the floor in the second half and hit just four field goals.
- The Spartans turned the ball over 14 times, including 10 in the second half.
- Purdue out-scored Michigan State, 28-12, in the paint.
- Purdue out-rebounded the Spartans, 37-31.
- This was the first win for the Boilermakers at the Breslin Center since Jan. 24, 2017.

## 2020-21 BOX SCORES

<b>GAME 13</b>	Michigan State . . . . . 37
	at Rutgers . . . . . 67
	Jan. 28, 2021 • Piscataway, N.J. • The RAC

Michigan State	FG	3FG	FT	O-D-R	PF	PTS	A	T	B	S	MIN
0 Aaron Henry, f	3-10	0-4	1-2	0-3-3	2	7	1	6	1	1	34
15 Thomas Kithier, f	0-2	0-0	0-0	2-2-4	2	0	0	0	0	0	12
20 Joey Hauser, f	3-5	0-2	0-0	1-0-1	1	6	0	1	0	0	18
2 Rocket Watts, g	2-7	0-1	0-0	1-0-1	1	4	2	3	0	0	25
11 A.J. Hoggard, g	2-5	1-2	0-1	0-6-6	3	5	2	3	0	0	19
1 Joshua Langford	1-8	1-4	0-2	1-0-1	0	3	0	3	0	1	21
3 Foster Loyer	1-4	1-3	0-0	1-0-1	1	3	0	0	1	1	17
10 Jack Hoiberg	0-2	0-0	0-0	0-0-0	0	0	0	1	0	0	3
13 Steven Izzo	0-0	0-0	0-0	0-0-0	1	0	0	0	0	0	1
22 Mady Sissoko	0-0	0-0	0-0	0-1-1	1	0	0	0	0	0	5
25 Malik Hall	1-6	0-2	0-0	2-1-3	0	2	2	1	0	0	17
30 Marcus Bingham, Jr.	2-6	0-1	0-0	2-5-7	3	4	1	1	2	1	19
34 Julius Marble	1-1	1-1	0-0	0-1-1	0	3	0	0	0	0	9
TEAM				3-1-4		2					
<b>Totals</b>	<b>16-56</b>	<b>4-20</b>	<b>1-5</b>	<b>13-20-33</b>	<b>15</b>	<b>37</b>	<b>8</b>	<b>21</b>	<b>4</b>	<b>4</b>	<b>200</b>

TOTAL FG%	1st: 8-32, 25.0%	2nd: 8-24, 33.3%	Game: 28.6%
3-Pt. FG%	1st: 3-12, 25.0%	2nd: 1-8, 12.5%	Game: 20.0%
F Throw%	1st: 1-2, 50.0%	2nd: 0-3, 0.0%	Game: 20.0%

Rutgers	FG	3FG	FT	O-D-R	PF	PTS	A	T	B	S	MIN
15 Myles Johnson, c	6-9	0-0	1-1	7-7-14	1	13	0	1	5	1	28
0 Geo Baker, g	5-9	1-4	0-0	0-5-5	1	11	5	1	0	5	31
4 Paul Mulcahy, g	2-4	0-1	0-1	2-3-5	1	4	1	2	0	1	25
22 Caleb McConnell, g	3-10	0-3	2-2	1-2-3	3	8	0	1	0	3	28
24 Ron Harper, Jr., g	3-15	0-6	3-4	2-5-7	1	9	3	0	1	1	30
1 Oskar Palmquist	0-0	0-0	2-2	0-1-1	0	2	1	0	0	0	2
3 Mawot Mag	1-1	0-0	0-0	0-0-0	0	2	0	0	0	1	2
5 Clifford Omoruyi	0-0	0-0	0-0	0-1-1	4	0	0	0	1	0	10
10 Montez Mathis	3-5	2-3	0-0	1-0-1	2	8	0	1	0	2	16
21 Dean Reiber	0-0	0-0	0-0	0-0-0	0	0	0	0	0	0	2
25 Aiden Terry	0-0	0-0	0-0	0-1-1	0	0	0	0	0	0	2
42 Jacob Young	3-6	2-2	2-2	0-2-2	1	10	2	6	0	0	22
55 Luke Nathan	0-1	0-0	0-0	0-0-0	0	0	0	0	0	0	2
TEAM				3-1-4		3					
<b>Totals</b>	<b>26-60</b>	<b>5-19</b>	<b>10-12</b>	<b>15-27-42</b>	<b>14</b>	<b>67</b>	<b>12</b>	<b>13</b>	<b>17</b>	<b>14</b>	<b>200</b>

TOTAL FG%	1st: 12-28, 42.9%	2nd: 14-32, 43.8%	Game: 43.3%
3-Pt. FG%	1st: 2-8, 25.0%	2nd: 33-11, 27.3%	Game: 26.3%
F Throw%	1st: 0-0, 0.0%	2nd: 10-12, 83.3%	Game: 83.3%

**Officials:** Paul Szelc, D.J. Carstensen, Bo Boroski  
**Attendance:** - **Halftime Score:** RU, 26-20  
**Record:** MSU 8-5, 2-5; RU: 9-6, 5-6

**Key Moment**

Michigan State fell behind early and could not recover in a 67-37 loss at Rutgers. It was the first game in 20 days for the Spartans.

**Notes**

- The Spartans trailed by just six points, 26-20, at the half, but scored only 17 points in the second half.
- MSU shot just 33.3 percent from the floor in the second half and 28.6 percent overall.

<b>GAME 14</b>	Michigan State . . . . . 62
	at #13 Ohio State . . . . . 79
	Jan. 31, 2021 • Columbus, Ohio • Value City Arena

Michigan State	FG	3FG	FT	O-D-R	PF	PTS	A	T	B	S	MIN
0 Aaron Henry, f	2-8	0-4	6-8	1-6-7	4	10	3	1	0	1	29
15 Thomas Kithier, f	2-2	0-0	0-0	0-1-1	3	4	1	1	0	0	9
20 Joey Hauser, f	5-11	1-5	0-1	0-5-5	3	11	1	1	1	0	34
1 Joshua Langford, g	4-15	2-9	4-4	0-0-0	3	14	2	1	0	0	32
2 Rocket Watts, g	2-9	1-3	1-2	0-0-0	1	6	2	2	0	0	27
3 Foster Loyer	1-2	1-2	0-0	0-4-4	2	3	1	1	0	0	21
11 A.J. Hoggard	0-1	0-0	0-0	0-0-0	0	0	0	0	1	0	9
22 Mady Sissoko	0-0	0-0	0-1	1-1-2	0	0	0	0	0	0	5
25 Malik Hall	0-1	0-1	4-5	2-3-5	1	4	1	1	0	0	14
30 Marcus Bingham, Jr.	0-1	0-0	4-4	1-3-4	3	4	0	0	0	0	8
34 Julius Marble	1-3	0-0	4-6	1-4-5	4	6	0	1	1	1	16
TEAM				3-1-4							
<b>Totals</b>	<b>17-53</b>	<b>5-24</b>	<b>23-31</b>	<b>9-28-37</b>	<b>24</b>	<b>62</b>	<b>11</b>	<b>10</b>	<b>2</b>	<b>2</b>	<b>200</b>

TOTAL FG%	1st: 10-25, 40.0%	2nd: 7-28, 25.0%	Game: 32.1%
3-Pt. FG%	1st: 2-10, 20.0%	2nd: 3-14, 21.4%	Game: 20.8%
F Throw%	1st: 8-12, 66.7%	2nd: 15-19, 78.9%	Game: 74.2%

Ohio State	FG	3FG	FT	O-D-R	PF	PTS	A	T	B	S	MIN
10 Justin Ahrens, f	2-5	2-5	1-3	0-3-3	4	7	0	1	0	0	23
14 Justice Sueing, f	4-7	0-1	9-10	1-6-7	3	17	2	1	0	1	28
25 Kyle Young, f	3-4	0-0	0-0	3-4-7	4	6	1	1	0	0	18
32 E.J. Liddell, f	6-12	1-3	7-9	2-6-8	3	20	0	1	2	2	28
4 D. Washington, Jr., g	2-10	2-6	2-2	0-2-2	2	8	3	2	0	0	31
00 Meechie Johnson Jr.	0-1	0-0	0-0	0-0-0	0	0	0	0	0	0	3
2 Musa Jallow	0-0	0-0	0-0	0-0-0	3	0	0	0	1	0	16
3 Eugene Brown III	0-0	0-0	0-0	0-0-0	2	0	0	0	0	0	5
13 CJ Walker	3-8	0-1	4-4	0-2-2	1	10	2	3	0	3	25
23 Zed Key	2-3	0-0	0-1	0-3-3	0	4	0	0	0	0	12
31 Seth Towns	3-5	1-2	0-0	0-1-1	2	7	0	0	0	0	11
TEAM				0-5-5							
<b>Totals</b>	<b>25-55</b>	<b>6-18</b>	<b>23-29</b>	<b>6-32-38</b>	<b>24</b>	<b>79</b>	<b>8</b>	<b>9</b>	<b>3</b>	<b>6</b>	<b>200</b>

TOTAL FG%	1st: 14-31, 45.2%	2nd: 11-24, 45.8%	Game: 45.5%
3-Pt. FG%	1st: 5-12, 41.7%	2nd: 1-6, 16.7%	Game: 33.3%
F Throw%	1st: 9-13, 69.2%	2nd: 14-16, 87.5%	Game: 79.3%

**Officials:** Rob Kueneman, Kelly Pfeifer, Larry Sciroto  
**Attendance:** - **Halftime Score:** OSU, 42-30  
**Record:** MSU: 8-6, 2-6; Ohio State: 14-4, 8-4

**Key Moment**

Michigan State lost its third-straight game, dropping a 79-62 decision at Ohio State.

**Notes**

- Graduate guard Joshua Langford scored 14 points to lead the Spartans, while redshirt junior forward Joey Hauser added 11 points and five rebounds, and junior forward Aaron Henry had 10 points, seven rebounds and three assists.



## GAME 15

Michigan State . . . . . 78  
at #7 Iowa . . . . . 84  
Feb. 2, 2021 • Iowa City, Iowa • Carver-Hawkeye Arena

Michigan State	FG	3FG	FT	O-D-R	PF	PTS	A	T	B	S	MIN
0 Aaron Henry, f	10-16	4-5	0-0	5-4-9	4	24	5	3	1	1	38
20 Joey Hauser, f	3-7	2-4	2-3	4-5-9	4	10	3	2	1	1	23
30 Marcus Bingham Jr., f	0-2	0-0	0-0	0-4-4	5	0	0	0	0	1	11
1 Joshua Langford, g	5-16	3-6	2-4	1-1-2	2	15	1	0	0	0	33
3 Foster Loyer, g	1-8	1-7	2-2	1-1-2	3	5	3	0	0	0	18
2 Rocket Watts	3-9	2-6	0-0	0-0-0	2	8	1	0	0	0	22
11 A.J. Hoggard	0-1	0-0	1-2	0-1-1	0	1	1	1	0	0	10
15 Thomas Kithier	3-3	0-0	1-2	2-0-2	4	7	1	1	1	1	14
22 Mady Sissoko	0-0	0-0	0-0	1-0-1	1	0	0	0	0	0	3
25 Malik Hall	0-3	0-1	0-0	3-1-4	2	0	1	1	0	0	14
34 Julius Marble	3-5	0-0	2-2	2-1-3	1	8	0	0	0	1	14
TEAM				1-4-5							
<b>Totals</b>	<b>28-70</b>	<b>12-29</b>	<b>10-15</b>	<b>20-22-42</b>	<b>28</b>	<b>78</b>	<b>16</b>	<b>8</b>	<b>4</b>	<b>3</b>	<b>200</b>

TOTAL FG%	1st: 14-33, 42.4%	2nd: 14-37, 37.8%	Game: 40.0%
3-Pt. FG%	1st: 8-14, 57.1%	2nd: 4-15, 26.7%	Game: 41.4%
F Throw%	1st: 7-10, 70.0%	2nd: 3-5, 60.0%	Game: 66.7%

Iowa	FG	3FG	FT	O-D-R	PF	PTS	A	T	B	S	MIN
55 Luka Garza, c	9-18	1-2	8-14	2-10-12	3	27	2	1	2	0	35
3 Jordan Bohannon, g	2-4	1-3	4-4	0-3-3	1	9	2	0	0	0	20
5 CJ Fredrick, g	1-2	0-0	0-0	0-1-1	2	2	1	0	0	0	11
10 Joe Wieskamp, g	2-7	1-4	0-0	0-1-1	1	5	0	0	1	1	24
30 Connor McCaffery, g	1-7	0-4	0-1	1-1-2	1	2	3	2	0	0	8
1 Joe Toussaint	3-5	0-1	4-6	0-1-1	3	10	6	1	0	1	21
2 Jack Nunge	4-5	2-2	2-3	4-4-8	2	12	1	0	0	1	23
4 Ahron Ulis	0-0	0-0	2-2	1-0-1	0	2	1	0	0	0	3
11 Tony Perkins	2-2	0-0	0-1	0-1-1	3	4	0	0	0	0	14
15 Keegan Murray	2-4	0-1	3-3	4-0-4	1	7	0	0	1	0	15
22 Patrick McCaffery	2-2	0-0	0-1	1-3-4	0	4	0	0	1	0	16
TEAM				0-0-0							
<b>Totals</b>	<b>28-56</b>	<b>5-17</b>	<b>23-35</b>	<b>13-25-38</b>	<b>17</b>	<b>84</b>	<b>16</b>	<b>5</b>	<b>3</b>	<b>3</b>	<b>20</b>

TOTAL FG%	1st: 16-31, 51.6%	2nd: 12-25, 48.0%	Game: 50.0%
3-Pt. FG%	1st: 3-10, 30.0%	2nd: 2-7, 28.6%	Game: 29.4%
F Throw%	1st: 13-17, 72.2%	2nd: 10-17, 58.8%	Game: 65.7%

**Officials:** Steve McDunkins, Courtney Green, Donnie Epley  
**Attendance:** 557 **Halftime Score:** MSU, 44-34  
**Record:** MSU 8-7, 2-7; Iowa: 13-4, 7-3

**Key Moment**

Michigan State took a 10-point lead in the first half, battled back-and-forth with No. 8 Iowa and had a chance to take the lead in the final two minutes, but fell just short in an 84-78 loss at Carver-Hawkeye Arena.

**Notes**

- Junior forward Aaron Henry scored 24 points, grabbed nine rebounds and had five assists to lead the Spartans, while graduate guard Joshua Langford tied a season-high with 15 points and redshirt junior forward Joey Hauser added 11 points, nine rebounds and three assists.
- Iowa out-scored Michigan State, 42-24, in the paint.
- The Hawkeyes went to the free throw line 35 times, connecting on 23 shots.
- Michigan State hit 12 shots from 3-point land and connected on 41.4 percent of their shots from long distance.
- The Spartans had 20 offensive rebounds and scored 28 second-chance points.

## GAME 16

Nebraska . . . . . 56  
at Michigan State . . . . . 66  
Feb. 6, 2021 • East Lansing, Mich. • Breslin Center

Nebraska	FG	3FG	FT	O-D-R	PF	PTS	A	T	B	S	MIN
11 Lat Myen, f	4-10	2-7	0-0	1-3-4	1	10	0	2	1	0	25
13 Derrick Walker, f	1-2	0-0	2-4	0-4-4	4	4	2	1	2	1	24
00 Teddy Allen, g	1-10	0-2	1-2	1-2-3	2	3	2	3	0	2	32
2 Trey McGowens, g	5-9	0-1	3-5	0-4-4	2	13	3	0	0	3	23
45 Dalano Banton, g	2-7	0-2	2-3	1-5-6	5	6	1	4	2	1	25
4 Shamiel Stevenson	3-7	0-2	2-4	1-3-4	1	8	2	3	1	2	19
10 Kobe Webster	1-6	1-3	1-3	1-0-1	0	4	1	0	0	1	24
24 Yvn Ouedraogo	2-4	0-0	0-3	1-2-3	0	4	0	0	0	1	14
34 Thorir Thorgeirsson	2-3	0-0	0-0	0-0-0	2	4	0	1	0	1	14
TEAM				4-1-5							
<b>Totals</b>	<b>21-58</b>	<b>3-17</b>	<b>11-24</b>	<b>10-24-34</b>	<b>17</b>	<b>56</b>	<b>11</b>	<b>17</b>	<b>6</b>	<b>12</b>	<b>200</b>

TOTAL FG%	1st: 7-28, 25.0%	2nd: 14-30, 46.7%	Game: 36.2%
3-Pt. FG%	1st: 1-9, 11.1%	2nd: 2-8, 25.0%	Game: 17.6%
F Throw%	1st: 7-14, 50.0%	2nd: 4-10, 40.0%	Game: 45.8%

Michigan State	FG	3FG	FT	O-D-R	PF	PTS	A	T	B	S	MIN
0 Aaron Henry, f	6-14	1-4	3-3	1-5-6	1	16	5	3	2	2	31
20 Joey Hauser, f	0-3	0-1	0-0	0-1-1	5	0	0	2	0	0	14
30 Marcus Bingham Jr., Jr.	2-4	0-1	2-2	1-3-4	0	6	1	0	2	3	14
1 Joshua Langford, g	7-12	4-6	0-1	0-5-5	3	18	0	3	0	0	23
3 Foster Loyer, g	0-3	0-3	6-6	0-2-2	3	6	4	1	0	1	17
2 Rocket Watts	2-5	1-3	0-0	0-3-3	2	5	3	5	0	0	16
10 Jack Hoiberg	0-0	0-0	0-0	0-0-0	0	0	0	0	0	0	1
11 A.J. Hoggard	1-5	0-2	0-0	1-2-3	2	2	2	1	0	1	15
15 Thomas Kithier	0-0	0-0	0-0	0-2-2	1	0	0	1	0	0	7
22 Mady Sissoko	1-1	0-0	0-0	1-1-2	2	2	0	0	0	0	8
25 Malik Hall	1-4	0-1	0-0	1-3-4	1	2	1	3	1	1	24
34 Julius Marble	0-2	0-0	3-4	2-2-4	4	3	0	1	0	0	12
44 Gabe Brown	3-6	0-2	0-0	1-6-7	0	6	0	0	1	0	18
TEAM				4-0-4							
<b>Totals</b>	<b>23-59</b>	<b>6-23</b>	<b>14-16</b>	<b>12-35-47</b>	<b>24</b>	<b>66</b>	<b>16</b>	<b>22</b>	<b>7</b>	<b>7</b>	<b>200</b>

TOTAL FG%	1st: 13-29, 44.8%	2nd: 10-30, 33.3%	Game: 39.0%
3-Pt. FG%	1st: 3-13, 23.1%	2nd: 3-10, 30.0%	Game: 26.1%
F Throw%	1st: 5-5, 100%	2nd: 9-11, 81.8%	Game: 87.5%

**Officials:** Edwin Young, Rob Riley, D.J. Carstensen  
**Attendance:** - **Halftime Score:** MSU, 34-22  
**Record:** Nebraska: 4-9, 0-6; MSU: 9-7, 3-7

**Key Moment**

Michigan State led by 12 points (34-22) at the break and were up by 16 points early in the second half (42-26), but Nebraska hung around. A pair of baskets from Aaron Henry pushed the lead back to 13 points as the Spartans hung on for the win.

**Notes**

- Graduate guard Joshua Langford scored a season-high 18 points and junior forward Aaron Henry added 16 points.
- Langford (7-of-12) and Henry (6-of-14) combined to hit 50 percent of their shots from the floor.
- MSU held a 47-34 advantage on the boards.
- The Spartans hit 87.5 percent of their free throws (14-of-16), including 9-of-10 in the final three minutes.
- Michigan State committed 22 turnovers and Nebraska scored 17 points off those.



# 2020-21 BOX SCORES

**GAME 17**

Penn State . . . . . 58  
at Michigan State . . . . . 60  
Feb. 9, 2021 • East Lansing, Mich. • Breslin Center

Penn State	FG	3FG	FT	O-D-R	PF	PTS	A	T	B	S	MIN
1 Seth Lundy, f	0-4	0-2	0-0	1-2-3	3	0	0	0	0	0	12
21 John Harrar, f	6-8	0-0	5-7	3-11-14	4	17	4	2	0	1	30
0 Myreon Jones, g	5-12	1-5	4-4	1-1-2	0	15	0	1	0	2	32
5 Jamari Wheeler, g	2-4	0-2	2-2	1-2-3	3	6	2	2	0	1	31
12 Izaiah Brockington, g	1-8	0-1	2-2	0-4-4	3	4	3	0	0	1	36
2 Myles Dread	3-12	2-8	0-0	0-1-1	0	8	0	1	1	0	28
3 Sam Sessoms	3-9	2-4	0-0	1-1-2	1	8	3	2	0	0	17
15 Trent Buttrick	0-1	0-1	0-0	0-1-1	2	0	0	1	0	0	14
TEAM	5-2-7										
<b>Totals</b>	<b>20-58</b>	<b>5-23</b>	<b>13-15</b>	<b>12-25-37</b>	<b>16</b>	<b>58</b>	<b>12</b>	<b>9</b>	<b>1</b>	<b>5</b>	<b>200</b>

TOTAL FG% 1st: 10-31, 32.3% 2nd: 10-27, 37.0% Game: 34.5%  
3-Pt. FG% 1st: 1-10, 10.0% 2nd: 4-13, 30.8% Game: 21.7%  
F Throw% 1st: 3-4, 75.0% 2nd: 10-11, 90.9% Game: 86.7%

Michigan State	FG	3FG	FT	O-D-R	PF	PTS	A	T	B	S	MIN
0 Aaron Henry, f	9-19	2-3	0-0	1-3-4	1	20	3	3	1	0	34
25 Malik Hall, f	3-4	0-1	4-7	0-5-5	2	10	1	1	0	1	20
30 Marcus Bingham Jr, f	1-1	0-0	4-5	1-9-9	2	6	0	0	1	1	18
1 Joshua Langford, g	2-9	1-5	0-1	1-2-3	0	5	1	0	0	0	26
3 Foster Loyer, g	0-2	0-0	0-0	1-0-1	1	0	3	1	0	0	25
2 Rocket Watts	2-6	0-2	0-0	1-0-1	1	4	2	1	0	1	17
11 A.J. Hoggard	0-1	0-0	0-0	0-2-2	2	0	1	0	0	0	10
15 Thomas Kithier	1-1	0-0	0-0	0-2-2	3	2	1	0	0	1	8
20 Joey Hauser	4-8	1-3	2-2	1-1-2	0	11	3	1	0	1	21
22 Mady Sissoko	0-0	0-0	0-0	0-0-0	0	0	0	1	0	0	2
34 Julius Marble	1-2	0-0	0-0	3-2-5	2	2	0	1	1	0	8
44 Gabe Brown	0-2	0-1	0-0	0-1-1	1	0	0	0	0	0	11
TEAM	0-1-1 2										
<b>Totals</b>	<b>23-59</b>	<b>6-23</b>	<b>14-16</b>	<b>12-35-47</b>	<b>24</b>	<b>66</b>	<b>16</b>	<b>22</b>	<b>7</b>	<b>7</b>	<b>200</b>

TOTAL FG% 1st: 13-29, 44.8% 2nd: 10-26, 38.5% Game: 41.8%  
3-Pt. FG% 1st: 3-6, 50.0% 2nd: 1-9, 11.1% Game: 26.7%  
F Throw% 1st: 3-5, 60.0% 2nd: 7-10, 70.0% Game: 66.7%

**Officials:** Lewis Garrison, Paul Szelc, Larry Sciotto  
**Attendance:** - **Halftime Score:** MSU, 32-24  
**Record:** Penn State: 7-9, 4-8; MSU: 10-7, 4-7

## Key Moment

Penn State led 58-54 with less than four minutes to play, but MSU held the Nittany Lions scoreless and the Spartans finished the game with a 6-0 run. Rocket Watts scored on a tip-in and the Spartans hit four free throws in the final two minutes to seal the win.

## Notes

- Aaron Henry scored a team-high 20 points to lead three players in double figures.
- Joey Hauser scored 11 points off the bench and Malik Hall added 10 points and five rebounds.
- Joshua Langford became the 52nd player in program history to score 1,000 points when he hit a 3-pointer late in the first half.



Aaron Henry scored a game-high 20 points to lead the Spartans past Penn State.



Malik Hall finished with 10 points and five rebounds against Penn State.



Joey Hauser scored 11 points and handed out three assists off the bench against Penn State.



## 2020-21 BOX SCORES

GAME 18

#15 Iowa . . . . . 55  
at Michigan State . . . . . 67  
Feb. 13, 2021 • East Lansing, Mich. • Breslin Center

Iowa	FG	3FG	FT	O-D-R	PF	PTS	A	T	B	S	MIN
15 Keegan Murray, f	3-3	2-2	0-0	2-1-3	4	8	0	0	0	0	16
55 Luka Garza, c	3-11	0-1	2-7	2-6-8	3	8	3	1	2	1	23
3 Jordan Bohannon, g	1-5	1-5	3-3	0-0-0	0	6	4	0	0	1	27
10 Joe Wieskamp, g	7-13	5-7	2-2	0-7-7	2	21	3	0	1	1	28
30 Connor McCaffery, g	6-8	4-6	0-0	0-2-2	3	16	1	2	0	0	23
0 Michael Baer	0-0	0-0	0-0	0-0-0	1	0	0	0	0	0	2
1 Joe Toussaint	1-2	0-0	0-0	0-0-0	0	2	4	0	0	0	11
2 Jack Nunge	7-11	1-2	3-3	2-9-11	1	18	6	1	0	1	26
4 Ahron Ollis	0-1	0-0	0-0	1-2-3	1	0	0	0	0	0	8
11 Tony Perkins	0-0	0-0	1-2	0-3-3	1	1	1	1	1	0	10
13 Austin Ash	1-2	0-0	0-0	0-0-0	0	2	0	0	0	0	2
20 Kris Murray	0-1	0-1	0-0	0-0-0	0	0	1	0	0	0	3
22 Patrick McCaffery	3-7	0-1	0-0	1-4-5	0	6	1	0	0	1	19
23 Josh Ogundele	0-1	0-0	0-2	1-1-2	2	0	0	0	0	0	2
TEAM				1-1-2							1
<b>Totals</b>	<b>32-65</b>	<b>13-25</b>	<b>11-19</b>	<b>10-36-46</b>	<b>18</b>	<b>88</b>	<b>24</b>	<b>5</b>	<b>5</b>	<b>4</b>	<b>200</b>

TOTAL FG% 1st: 16-30, 53.3% 2nd: 16-35, 45.7% Game: 49.2%  
 3-Pt. FG% 1st: 8-13, 61.5% 2nd: 5-12, 41.7% Game: 52.0%  
 F Throw% 1st: 6-9, 66.7% 2nd: 5-10, 50.0% Game: 57.9%

Michigan State	FG	3FG	FT	O-D-R	PF	PTS	A	T	B	S	MIN
0 Aaron Henry, f	5-11	0-1	3-4	2-2-4	2	13	2	1	0	0	22
25 Malik Hall, f	0-0	0-0	1-2	1-2-3	2	1	0	1	0	1	13
30 Marcus Bingham, Jr., f	1-4	0-0	0-1	0-2-2	0	2	0	0	1	0	14
1 Joshua Langford, g	4-8	1-3	2-3	0-4-4	3	11	1	1	0	1	28
3 Foster Loyer, g	0-4	0-3	0-0	1-0-1	0	0	5	0	0	0	20
2 Rocket Watts	1-5	1-3	0-0	0-2-2	0	3	2	0	0	0	10
0 Jack Holberg	0-0	0-0	1-2	0-1-1	1	1	1	0	0	0	3
11 A.J. Hoggard	0-4	0-1	0-0	0-0-0	0	0	5	2	0	1	15
13 Steven Izzo	0-0	0-0	0-0	0-0-0	0	0	0	0	0	0	1
14 Davis Smith	0-0	0-0	0-1	0-0-0	0	0	0	0	0	0	1
15 Thomas Kithier	1-2	0-0	0-0	2-0-2	2	2	1	0	0	0	8
20 Joey Hauser	4-12	1-5	0-1	2-5-7	4	9	0	1	0	0	25
22 Mady Sissoko	0-1	0-0	1-2	1-2-3	3	1	0	0	0	0	13
34 Julius Marble	0-1	0-0	0-0	1-2-3	2	0	0	0	0	0	6
44 Gabe Brown	6-10	3-5	0-0	0-2-2	0	15	1	1	1	0	21
TEAM				1-2-3							1
<b>Totals</b>	<b>22-62</b>	<b>6-21</b>	<b>8-16</b>	<b>11-26-37</b>	<b>19</b>	<b>58</b>	<b>18</b>	<b>8</b>	<b>2</b>	<b>3</b>	<b>200</b>

TOTAL FG% 1st: 11-35, 31.4% 2nd: 11-27, 40.7% Game: 35.5%  
 3-Pt. FG% 1st: 2-11, 18.2% 2nd: 4-10, 40.0% Game: 28.6%  
 F Throw% 1st: 3-4, 75.0% 2nd: 5-12, 41.7% Game: 50.0%

Officials: Kelly Pfeifer, Courtney Green, Bo Boroski  
 Attendance: -  
 Record: Iowa: 15-6, 9-5; MSU: 10-8, 4-8

## Key Moment

Michigan State was defeated by hot-shooting No. 15 Iowa, 88-58, at the Breslin Center. Iowa shot 52.0 percent (13-of-25) from 3-point range and finished the game hitting 49.2 percent (32-of-65) from the field.

## Notes

- Gabe Brown scored in double-figures for the first game since Jan. 2 vs. Nebraska.
- Aaron Henry posted double-digits for the fifth-straight outing, his 16th game in double figures for the season and the 36th of his career.
- Joshua Langford netted double-figures for the fourth time in the last five outings.

GAME 19

Michigan State . . . . . 65  
at Purdue . . . . . 75  
Feb. 16, 2021 • West Lafayette, Ind. • Mackey Arena

Michigan State	FG	3FG	FT	O-D-R	PF	PTS	A	T	B	S	MIN
0 Aaron Henry, f	6-12	1-3	2-2	2-3-5	2	15	4	2	1	0	35
25 Malik Hall, f	0-0	0-0	3-4	3-3-6	1	3	0	0	0	0	12
30 Marcus Bingham, Jr., f	0-0	0-0	0-0	0-0-0	3	0	0	0	1	0	3
1 Joshua Langford, g	3-11	1-3	2-2	1-2-3	4	9	1	3	0	0	32
11 A.J. Hoggard, g	2-4	0-0	0-3	0-5-5	2	4	0	2	0	0	26
2 Rocket Watts	0-3	0-1	0-0	0-0-0	2	0	4	2	0	0	12
3 Foster Loyer	0-0	0-0	0-0	0-1-1	0	0	0	1	0	0	2
15 Thomas Kithier	1-2	0-0	0-0	1-0-1	4	2	1	0	0	0	11
20 Joey Hauser	3-5	3-5	2-2	1-3-4	3	11	2	6	0	2	28
22 Mady Sissoko	2-2	0-0	1-1	2-2-4	0	5	0	0	0	0	7
34 Julius Marble	4-6	0-0	2-4	1-2-3	4	10	0	0	0	0	19
44 Gabe Brown	2-7	2-4	0-0	0-3-3	0	6	0	0	0	0	13
TEAM				0-1-1							
<b>Totals</b>	<b>23-52</b>	<b>7-16</b>	<b>12-18</b>	<b>11-25-36</b>	<b>25</b>	<b>65</b>	<b>12</b>	<b>16</b>	<b>2</b>	<b>2</b>	<b>200</b>

TOTAL FG% 1st: 10-28, 35.7% 2nd: 13-24, 54.2% Game: 44.2%  
 3-Pt. FG% 1st: 3-9, 33.3% 2nd: 4-7, 57.1% Game: 43.8%  
 F Throw% 1st: 4-8, 50.0% 2nd: 8-10, 80.0% Game: 66.7%

Purdue	FG	3FG	FT	O-D-R	PF	PTS	A	T	B	S	MIN
00 Mason Gillis, f	0-21	0-0	8-8	1-3-4	0	8	3	2	0	1	30
50 Trevon Williams, f	13-21	0-0	2-6	1-5-6	3	28	3	2	1	1	31
2 Eric Hunter Jr., g	6-8	2-3	1-1	0-1-1	0	15	1	0	0	0	31
5 Brandon Newman, g	1-4	0-3	0-0	0-4-4	3	2	0	0	1	2	27
23 Jason Ivey, g	4-10	1-3	2-4	2-3-5	3	11	3	1	2	1	27
1 Aaron Wheeler	0-0	0-0	1-2	0-1-1	2	1	0	0	0	0	12
11 Isaiah Thompson	0-1	0-0	0-0	0-0-0	2	0	0	0	0	0	9
15 Zach Edey	4-8	0-0	2-3	4-1-5	4	10	0	1	1	0	7
25 Ethan Morton	0-0	0-0	0-0	0-1-1	1	0	1	0	0	0	2
55 Sasha Stefanovic	0-3	0-2	0-0	0-0-0	2	0	1	0	1	1	24
TEAM				0-1-1							1
<b>Totals</b>	<b>28-57</b>	<b>3-12</b>	<b>16-24</b>	<b>8-20-28</b>	<b>20</b>	<b>75</b>	<b>12</b>	<b>7</b>	<b>6</b>	<b>6</b>	<b>200</b>

TOTAL FG% 1st: 14-29, 48.3% 2nd: 14-28, 50.0% Game: 49.1%  
 3-Pt. FG% 1st: 0-7, 0.0% 2nd: 3-5, 60.0% Game: 25.0%  
 F Throw% 1st: 2-5, 40.0% 2nd: 14-19, 73.7% Game: 66.7%

Officials: D.J. Carstensen, Larry Sciroto, Brandon Cruz  
 Attendance: 17,222  
 Record: MSU: 10-9, 4-9; Purdue: 14-8, 9-6

## Key Moment

Michigan State took a lead during the second half, but Purdue used a late run to pull away as the Spartans dropped their second-straight game, 75-65.

## Notes

- Purdue out-scored Michigan State, 48-24, in the paint.
- The Spartans committed 16 turnovers and Purdue scored 18 points off those.
- MSU hit only 12-of-18 free throws (66.7%).
- The Spartans shot 44.2 percent from the field for the game (23-of-52), but hit only 35.7 percent (10-of-28) in the first half.
- Michigan State received 34 points from its bench, with Joey Hauser (11) and Julius Marble (10) leading the way.

# 2020-21 BOX SCORES

GAME <b>20</b>	Michigan State . . . . .	78
	at Indiana . . . . .	71
	Feb. 21, 2021 • Bloomington, Ind. • Assembly Hall	

Michigan State	FG	3FG	FT	O-D-R	PF	PTS	A	T	B	S	MIN
0 Aaron Henry, f	9-17	1-2	8-9	2-3-5	1	27	2	1	1	1	40
25 Malik Hall, f	0-0	0-0	0-0	0-0-0	0	0	0	0	2	0	3
34 Julius Marble, f	1-2	0-0	1-1	1-0-1	4	3	0	1	0	0	5
1 Joshua Langford, g	5-6	1-2	3-3	1-5-6	4	14	5	4	0	1	36
11 A.J. Hoggard, g	0-1	0-0	0-0	0-0-0	0	0	2	2	0	0	8
2 Rocket Watts	2-6	1-2	1-2	0-3-3	2	6	2	0	0	1	32
15 Thomas Kithier	1-2	0-0	0-0	0-2-2	2	2	1	0	0	0	9
20 Joey Hauser	2-7	0-3	0-0	1-0-1	1	4	0	3	0	0	13
22 Mady Sissoko	0-2	0-0	0-0	1-3-4	1	0	0	0	2	0	11
30 Marcus Bingham, Jr.	4-5	0-0	0-0	2-3-5	2	8	0	1	1	1	14
44 Gabe Brown	5-11	4-8	0-0	3-1-4	3	14	0	0	0	0	29
TEAM				1-4-5							
<b>Totals</b>	<b>29-59</b>	<b>7-17</b>	<b>13-15</b>	<b>12-24-36</b>	<b>20</b>	<b>78</b>	<b>12</b>	<b>14</b>	<b>4</b>	<b>4</b>	<b>200</b>

TOTAL FG%	1st: 12-29, 41.4%	2nd: 17-30, 56.7%	Game: 49.2%
3-Pt. FG%	1st: 2-8, 25.0%	2nd: 5-9, 55.6%	Game: 41.2%
F Throw%	1st: 0-0, 0.0%	2nd: 13-15, 86.7%	Game: 86.7%

Indiana	FG	3FG	FT	O-D-R	PF	PTS	A	T	B	S	MIN
23 Trayce Jackson-Davis, f	11-18	0-0	12-16	4-5-9	1	34	2	2	2	0	37
25 Race Thompson, f	7-11	0-1	1-2	2-4-6	3	15	0	0	1	7	30
1 Aljami Durham, g	0-4	0-2	4-4	1-3-4	1	4	3	1	0	1	36
2 Armaan Franklin, g	5-9	3-6	0-2	1-4-5	4	13	3	1	0	0	29
10 Rob Phinisee, g	0-6	0-4	0-0	0-1-1	4	0	4	3	0	1	30
3 Anthony Leal	0-1	0-1	0-0	0-0-0	0	0	0	1	0	0	2
4 Khristiana Lander	0-1	0-1	0-0	0-1-1	0	0	1	2	0	0	10
21 Jerome Hunter	2-5	1-3	0-0	1-0-1	2	5	1	0	0	0	17
32 Trey Galloway	0-2	0-1	0-0	0-1-1	1	0	0	0	0	0	9
TEAM				1-0-1							
<b>Total</b>	<b>25-57</b>	<b>4-19</b>	<b>17-24</b>	<b>10-19-29</b>	<b>16</b>	<b>71</b>	<b>14</b>	<b>11</b>	<b>3</b>	<b>10</b>	<b>200</b>

TOTAL FG%	1st: 10-30, 30.0%	2nd: 15-27, 55.6%	Game: 43.9%
3-Pt. FG%	1st: 2-10, 20.0%	2nd: 2-9, 22.2%	Game: 21.1%
F Throw%	1st: 8-9, 88.9%	2nd: 9-15, 60.0%	Game: 70.8%

**Officials:** Lewis Garrison, Rob Riley, Paul Szec  
**Attendance:** - **Halftime Score:** Indiana, 30-26  
**Record:** MSU: 11-9, 5-9; Indiana: 12-10, 7-8

## Key Moment

Michigan State trailed 43-33 and had committed three turnovers in four minutes of the second half and were still down by nine points with 12 minutes left. The Spartans, however, used a 13-3 run and tied the game at 52-all on a three-point play from Joshua Langford. That was part of a larger 28-8 run as MSU took a 67-56 lead when Aaron Henry scored on a driving layup and converted the free throw for a three-point play.

## Notes

- Henry tied a career-high with 27 points.
- After committing 10 turnovers in the first half, the Spartans turned it over just four times in the second half.
- The Spartans connected on 56.7 percent of their second half shots (17-of-30), including 55.6 percent of their 3-pointers (5-of-9).



Aaron Henry tied a career-high with 27 points as Michigan State came back from a 10-point halftime deficit to beat Indiana



Joshua Langford scored 14 points, grabbed six rebounds and had five assists as the Spartans picked up a key road win at Indiana.





## 2020-21 BOX SCORES

GAME  
21#4 Ohio State . . . . . 67  
at Michigan State . . . . . 71  
Feb. 25, 2021 • East Lansing, Mich. • Breslin Center

Ohio State	FG	3FG	FT	O-D-R	PF	PTS	A	T	B	S	MIN
10 Justin Ahrens, f	0-1	0-0	0-0	0-0-0	2	0	2	0	1	2	20
14 Justice Sueing, f	3-7	1-2	2-4	2-1-3	3	10	1	3	1	2	34
32 E.J. Liddell, f	4-13	0-1	10-12	2-6-8	3	18	2	0	0	1	27
2 Musa Jallow, f	0-0	0-0	0-0	0-5-5	4	0	2	1	0	1	33
4 Duane Washington Jr., g	7-16	1-7	2-2	0-2-2	3	17	2	1	0	1	30
00 Meechie Johnson Jr., g	0-0	0-0	0-0	0-0-0	1	0	0	0	0	0	2
3 Eugene Brown III, g	0-0	0-0	0-0	0-1-1	0	0	0	0	0	0	6
13 C.J. Walker	4-8	2-3	2-2	1-2-3	2	12	5	1	0	1	28
15 Ibrahima Diallo	0-0	0-0	0-0	0-0-0	0	0	0	0	0	0	0+
23 Zed Key	4-4	0-0	0-3	2-2-4	0	8	0	2	0	0	13
31 Seth Towns	1-3	0-1	0-0	0-0-0	1	2	0	1	0	1	7
TEAM				0-1-1					3		
<b>Totals</b>	<b>25-52</b>	<b>4-14</b>	<b>17-23</b>	<b>7-20-27</b>	<b>19</b>	<b>67</b>	<b>14</b>	<b>12</b>	<b>2</b>	<b>9</b>	<b>200</b>

TOTAL FG% 1st: 14-25, 56.0% 2nd: 9-27, 33.3% Game: 44.2%  
 3-Pt. FG% 1st: 4-9, 44.4% 2nd: 0-5, 0.0% Game: 28.6%  
 F Throw% 1st: 6-9, 66.7% 2nd: 11-14, 78.6% Game: 73.9%

Michigan State	FG	3FG	FT	O-D-R	PF	PTS	A	T	B	S	MIN
0 Aaron Henry, f	7-11	1-3	3-5	0-4-4	3	18	4	4	3	2	33
34 Julius Marble, f	2-2	0-0	0-0	0-0-0	4	4	0	2	0	0	16
44 Gabe Brown, f	4-6	1-2	2-2	1-4-5	2	11	1	0	0	0	31
1 Joshua Langford, g	2-7	0-2	4-6	0-4-4	3	8	5	2	1	0	29
2 Rocket Watts, g	1-10	1-4	2-2	1-0-1	0	5	1	1	0	0	24
11 A.J. Hoggard	1-4	0-1	4-4	0-3-3	0	6	6	1	0	1	21
15 Thomas Kittier	0-0	0-0	0-0	3-0-3	2	0	0	0	0	0	5
20 Joey Hauser	3-5	1-3	1-2	0-3-3	3	8	0	2	0	0	18
22 Mady Sissoko	0-0	0-0	0-0	0-0-0	2	0	0	1	0	0	0+
25 Malik Hall, f	0-0	0-0	3-4	0-2-2	1	3	1	2	0	0	7
30 Marcus Bingham, Jr.	4-5	0-0	0-0	1-4-5	1	8	1	0	1	1	16
TEAM				2-2-4							
<b>Totals</b>	<b>24-50</b>	<b>4-15</b>	<b>19-25</b>	<b>8-26-34</b>	<b>21</b>	<b>71</b>	<b>19</b>	<b>15</b>	<b>5</b>	<b>4</b>	<b>200</b>

TOTAL FG% 1st: 13-28, 46.4% 2nd: 11-22, 50.0% Game: 48.0%  
 3-Pt. FG% 1st: 2-9, 22.2% 2nd: 2-6, 33.3% Game: 26.7%  
 F Throw% 1st: 5-6, 83.3% 2nd: 14-19, 73.7% Game: 76.0%

Officials: Brooks Wells, Earl Walton, Rob Kueneman

Attendance: - Halftime Score: Ohio State, 38-33

Record: Ohio State: 18-6, 12-6; MSU: 13-9, 7-9

**Key Moment**

Michigan State fought back from a nine-point deficit midway through the second half and a four-point deficit in the final four minutes as the Spartans beat No. 4 Ohio State, 71-67, at the Breslin Center.

**Notes**

- It was the first time Michigan State had ever beaten two Big Ten teams ranked in the Top 5 of the Associated Press poll in the same week.
- Henry scored 18 points, grabbed four rebounds, handed out four assists and blocked three shots to lead the Spartans, while junior forward Gabe Brown added 11 points and five rebounds as nine different players scored at least three points for MSU.
- After hitting only one of their first nine shots in the second half, the Spartans finished by hitting 10-of-13 and connected on 50.0 percent of their second half shots (11-of-22).
- MSU had a 34-27 advantage on the boards.
- The Spartans hit 75.0 percent of their free throws (19-of-25), including 14-of-19 (75.7 percent) in the second half.
- MSU received 25 points, 16 rebounds and eight assists from its bench.



Gabe Brown scored 11 points and grabbed five rebounds as Michigan State beat Ohio State.



Aaron Henry's 18 points, four rebounds, four assists, three blocks and two steals helped lead MSU past Ohio State.



# 2020-21 BOX SCORES

**22**

#5 Illinois . . . . . 72  
at Michigan State . . . . . 81  
Feb. 25, 2021 • East Lansing, Mich. • Breslin Center

Illinois	FG	3FG	FT	O-D-R	PF	PTS	A	T	B	S	MIN
3 Jacob Grandison, f	1-3	0-1	2-2	3-3-6	2	4	2	0	0	0	23
21 Kofi Cockburn, c	5-11	0-0	3-11	3-3-6	3	13	0	1	0	0	25
1 Trent Frazier, g	7-13	4-8	4-5	2-1-3	4	22	2	2	0	0	33
11 Ayo Dosunmu, g	6-18	1-6	4-8	3-6-9	1	17	5	4	2	2	36
44 Adam Miller, g	0-3	0-1	2-2	0-0-0	0	2	1	0	0	0	16
5 Andre Curbelo	5-7	0-1	2-4	2-2-4	3	12	2	3	0	1	19
15 Giorgi Bezhashvili	0-3	0-0	0-0	1-3-4	2	0	0	1	0	0	18
20 Da'Monte Williams	0-0	0-0	0-0	2-5-7	2	0	2	0	1	1	22
33 Coleman Hawkins	0-2	0-0	2-2	0-1-1	2	2	0	0	0	0	8
TEAM											
Totals	24-60	5-17	19-34	16-24-40	19	72	14	11	2	4	200

TOTAL FG%	1st: 7-29, 24.1%	2nd: 17-31, 54.8%	Game: 40.0%
3-Pt. FG%	1st: 4-11, 36.4%	2nd: 1-6, 16.7%	Game: 29.4%
F Throw%	1st: 8-10, 80.0%	2nd: 11-24, 45.8%	Game: 55.9%

Michigan State	FG	3FG	FT	O-D-R	PF	PTS	A	T	B	S	MIN
0 Aaron Henry, f	9-19	0-1	2-4	1-5-6	0	20	5	2	2	2	39
34 Julius Marble, f	3-6	0-0	0-0	2-0-2	5	6	0	0	0	0	7
44 Gabe Brown, f	2-4	1-2	0-0	0-4-4	1	5	1	0	1	0	33
1 Joshua Langford, g	6-11	1-1	0-1	3-13-16	1	13	1	1	1	1	37
2 Rocket Watts, g	5-11	0-1	5-7	0-1-1	2	15	5	1	0	1	31
11 A.J. Hoggard	1-2	0-1	0-0	0-0-0	0	2	2	0	0	1	9
15 Thomas Kithier	0-0	0-0	0-0	1-0-1	5	0	1	2	1	0	6
20 Joey Hauser	3-3	2-2	5-6	0-2-2	3	13	2	1	1	1	14
22 Mady Sissoko	0-0	0-0	0-0	0-0-0	3	0	0	0	0	0	8
25 Malik Hall, f	0-0	0-0	0-0	0-0-0	0	0	1	0	0	0	5
30 Marcus Bingham, Jr.	3-3	0-0	1-2	1-1-2	4	7	0	0	3	0	11
TEAM				0-1-1							
Totals	32-59	4-8	13-20	8-27-35	24	81	18	8	9	7	200

TOTAL FG%	1st: 16-30, 53.3%	2nd: 16-29, 55.2%	Game: 54.2%
3-Pt. FG%	1st: 3-6, 50.0%	2nd: 1-2, 50.0%	Game: 50.0%
F Throw%	1st: 1-4, 25.0%	2nd: 12-16, 75.0%	Game: 65.0%

**Officials:** Edwin Young, Steve McJunkins, Larry Sciotto  
**Attendance:** - **Halftime Score:** MSU, 36-26  
**Record:** Illinois: 16-6, 12-4; MSU: 12-9, 6-9

## Key Moment

Michigan State opened up a 10-point lead at halftime, extended its lead to 19 points midway through the second half and beat No. 5 Illinois, 81-72, at the Breslin Center.

## Notes

- The Spartans have won 12 games in a row in the series and eight in a row at home.
- Junior forward Aaron Henry scored 20 points, grabbed six rebounds and had five assists and two blocks and two steals to lead the Spartans, while graduate guard Joshua Langford had 15 points and a career-high 16 rebounds, sophomore guard Rocket Watts finished with 13 points and five assists and redshirt junior forward Joey Hauser chipped in 13 points and three rebounds.
- Michigan State shot 54.2 percent from the floor (32-of-59), including 55.2 percent in the second half (16-of-29).
- The Spartans committed just eight turnovers, including three in the second half.
- After hitting just 25.0 percent of their free throws in the first half (1-of-4), MSU connected on 75.0 percent in the second half (12-of-16).
- MSU out-scored Illinois, 38-34, in the paint.
- Led by Joey Hauser's 13 points, the Spartans had 22 points from their bench.



Aaron Henry led the way for the Spartans with 20 points, six rebounds, five assists, two blocks and two steals in the win over Illinois.



Joshua Langford had a double-double with 13 points and a career-high 16 rebounds as MSU posted consecutive wins over top-5 ranked teams.



## 2020-21 BOX SCORES

<b>GAME 23</b>	Michigan State . . . . . 55
	at Maryland . . . . . 73
	Feb. 28, 2021 • College Park, Md. • Xfinity Center

Michigan State	FG	3FG	FT	O-D-R	PF	PTS	A	T	B	S	MIN
0 Aaron Henry, f	4-16	0-4	3-4	3-3-6	1	11	4	2	0	0	36
34 Julius Marble, f	0-1	0-0	0-0	0-0-0	1	0	0	1	0	0	4
44 Gabe Brown, f	2-5	2-5	1-2	2-4-6	2	7	1	1	1	0	39
1 Joshua Langford, g	3-13	2-8	4-4	2-4-6	4	12	4	2	1	1	37
2 Rocket Watts, g	2-7	1-4	0-0	1-0-1	4	5	1	1	0	0	20
10 Jack Hoiberg	0-0	0-0	0-0	0-0-0	0	0	0	0	0	0	0+
11 A.J. Hoggard	1-3	0-1	0-0	0-1-1	3	2	1	1	0	0	11
15 Thomas Kithier	0-0	0-0	0-0	0-1-1	0	0	0	0	0	0	1
20 Joey Hauser	4-8	3-6	0-2	3-5-8	2	11	1	0	0	0	26
25 Malik Hall, f	3-4	0-0	1-3	2-1-3	2	7	1	0	1	1	23
30 Marcus Bingham, Jr.	0-0	0-0	0-0	0-1-1	0	0	0	0	0	0	3
TEAM				0-0-0							
<b>Totals</b>	<b>19-57</b>	<b>8-28</b>	<b>9-15</b>	<b>13-20-33</b>	<b>19</b>	<b>55</b>	<b>13</b>	<b>8</b>	<b>3</b>	<b>2</b>	<b>200</b>

TOTAL FG%	1st: 9-25, 36.0%	2nd: 10-32, 31.3%	Game: 33.3%
3-Pt. FG%	1st: 4-15, 26.7%	2nd: 4-13, 30.8%	Game: 28.6%
F Throw%	1st: 3-5, 60.0%	2nd: 6-10, 60.0%	Game: 60.0%

Maryland	FG	3FG	FT	O-D-R	PF	PTS	A	T	B	S	MIN
11 Donta Scott, f	2-5	1-2	2-2	0-8-8	1	7	5	2	0	0	30
2 Aaron Wiggins, g	4-10	1-3	4-4	1-5-6	4	13	0	2	0	1	31
5 Eric Ayala, g	4-11	1-5	13-13	1-5-6	2	22	3	1	1	1	34
11 Darryl Morsell, g	4-5	1-1	2-3	0-3-3	2	11	3	1	1	1	34
13 Hakim Hart, g	4-6	2-3	0-0	0-2-2	1	10	2	0	0	0	35
12 Reese Mona	0-0	0-0	0-0	0-0-0	0	0	0	0	0	0	3
25 Jaius Hamilton	2-3	2-2	0-0	0-3-3	2	6	0	0	0	0	22
30 Galin Smith	1-3	0-0	2-2	0-2-2	4	4	0	1	2	0	11
TEAM				1-0-1							
<b>Totals</b>	<b>21-43</b>	<b>8-16</b>	<b>23-24</b>	<b>3-28-31</b>	<b>16</b>	<b>73</b>	<b>13</b>	<b>7</b>	<b>4</b>	<b>3</b>	<b>200</b>

TOTAL FG%	1st: 11-25, 44.0%	2nd: 10-18, 55.6%	Game: 48.8%
3-Pt. FG%	1st: 6-15, 60.0%	2nd: 2-6, 33.3%	Game: 50.0%
F Throw%	1st: 7-7, 100%	2nd: 16-17, 94.1%	Game: 95.8%

**Officials:** Paul Szcel, Donnie Epley, D.J. Carstensen  
**Attendance:** - **Halftime Score:** Maryland, 35-25  
**Record:** MSU: 13-10, 7-10; Maryland: 15-10, 9-9

**Key Moment**

Michigan State fell behind early and could not recover, as Maryland beat the Spartans, 73-55.

**Notes**

- Michigan State had a three-game win streak snapped.
- Graduate guard Joshua Langford scored 12 points, grabbed six rebounds and had four assists to lead the Spartans, while junior forward Aaron Henry had 11 points, six rebounds and four assists and redshirt junior forward Joey Hauser added 11 points and eight rebounds.

<b>GAME 24</b>	Indiana . . . . . 58
	at Michigan State . . . . . 64
	March 2, 2021 • East Lansing, Mich. • Breslin Center

Indiana	FG	3FG	FT	O-D-R	PF	PTS	A	T	B	S	MIN
21 Jerome Hunter, f	2-7	0-4	2-2	1-4-5	4	6	0	1	0	0	29
23 Trayce Jackson-Davis, f	1-5	0-0	7-10	5-2-7	4	9	1	2	1	3	27
25 Race Thompson, f	3-7	0-0	2-5	0-4-4	2	8	1	1	2	0	27
1 Alijami Durham, g	0-7	0-3	3-4	0-1-1	5	3	0	0	0	0	23
10 Rob Pinisee, g	6-16	2-8	2-2	1-5-6	3	16	4	2	0	2	34
3 Anthony Leal	0-2	0-2	0-0	1-0-1	0	0	1	0	0	0	8
4 Khristiana Lander	3-5	0-1	1-2	0-3-3	1	7	2	0	0	1	22
22 Jordan Geronomo	1-3	0-1	1-2	1-2-3	3	3	0	1	0	0	9
32 Trey Galloway	2-3	0-1	2-2	1-5-6	2	6	0	1	0	0	21
TEAM				0-1-1							
<b>Total</b>	<b>18-55</b>	<b>2-20</b>	<b>20-29</b>	<b>10-27-37</b>	<b>24</b>	<b>58</b>	<b>9</b>	<b>8</b>	<b>3</b>	<b>6</b>	<b>200</b>

TOTAL FG%	1st: 8-29, 27.6%	2nd: 10-26, 38.5%	Game: 32.7%
3-Pt. FG%	1st: 1-13, 7.7%	2nd: 1-7, 14.3%	Game: 10.0%
F Throw%	1st: 9-12, 75.0%	2nd: 11-17, 64.7%	Game: 69.0%

Michigan State	FG	3FG	FT	O-D-R	PF	PTS	A	T	B	S	MIN
0 Aaron Henry, f	8-16	1-2	5-8	2-6-8	3	22	5	3	1	2	37
25 Malik Hall, f	0-2	0-1	4-4	0-3-3	2	4	0	1	1	0	12
34 Julius Marble, f	1-2	0-0	4-6	0-3-3	4	6	0	0	1	0	12
1 Joshua Langford, g	4-9	1-5	4-7	2-5-7	2	13	1	1	2	2	35
11 A.J. Hoggard, g	0-0	0-0	0-0	1-2-3	1	0	2	2	0	0	14
2 Rocket Watts	0-4	0-2	0-0	0-0-0	0	0	0	0	1	0	15
15 Thomas Kithier	0-0	0-0	0-0	0-0-0	0	0	0	0	0	0	4
20 Joey Hauser	2-6	0-3	2-3	2-2-4	4	6	2	1	0	0	22
22 Mady Sissoko	0-0	0-0	0-0	1-1-2	0	0	0	0	0	1	5
30 Marcus Bingham, Jr.	1-5	0-0	1-2	3-3-6	2	3	0	0	3	1	15
44 Gabe Brown	4-9	2-4	0-0	2-5-7	0	10	1	0	1	0	29
TEAM				0-0-0							
<b>Totals</b>	<b>20-53</b>	<b>4-17</b>	<b>20-30</b>	<b>13-30-43</b>	<b>21</b>	<b>64</b>	<b>11</b>	<b>9</b>	<b>10</b>	<b>5</b>	<b>200</b>

TOTAL FG%	1st: 8-22, 36.4%	2nd: 12-31, 38.7%	Game: 37.7%
3-Pt. FG%	1st: 1-8, 12.5%	2nd: 3-9, 33.3%	Game: 23.5%
F Throw%	1st: 39-13, 69.2%	2nd: 11-17, 64.7%	Game: 66.7%

**Officials:** Don Daily, Lewis Garrison, Brian Dorsey  
**Attendance:** - **Halftime Score:** Tied, 26-26  
**Record:** Indiana: 12-13, 7-11; MSU 14-10, 8-10

**Key Moment**

Junior forward Aaron Henry scored 18 of his game-high 22 points in the second half and Michigan State used a late run to pull away for a 64-58 win over Indiana.

**Notes**

- Henry, who scored 12-straight points late in the second half for MSU, scored 22 points, grabbed eight rebounds, had five assists and two steals to lead three players in double figures.
- Graduate guard Joshua Langford scored 13 points, grabbed seven rebounds and had two blocks along with two steals, while junior forward Gabe Brown added 10 points and five rebounds.
- The teams combined for 45 fouls and 59 free throws.
- After missing 12 of their first 15 shots in the second half, the Spartans connected on 9-of-15 (56.3 percent) to come back from a five-point deficit in the final 12 minutes.
- The Spartans out-rebounded Indiana, 43-37.
- After committing eight turnovers in the first half, MSU had only one in the second half.
- Michigan State blocked 10 shots.
- The Spartans held Indiana sophomore Trayce Jackson-Davis, who entered the game averaging 19.8 points per game, to just eight points.



# 2020-21 BOX SCORES

<b>GAME 25</b>	Michigan State . . . . . 50
	at #2 Michigan . . . . . 69
	March 4, 2021 • Ann Arbor, Mich. • Crisler Center

Michigan State	FG	3FG	FT	O-D-R	PF	PTS	A	T	B	S	MIN
0 Aaron Henry, f	7-11	1-3	3-5	0-4-4	3	18	4	4	3	2	33
34 Julius Marble, f	2-2	0-0	0-0	0-0-0	4	4	0	2	0	0	16
44 Gabe Brown, f	4-6	1-2	2-2	1-4-5	2	11	1	0	0	0	31
1 Joshua Langford, g	2-7	0-2	4-6	0-4-4	3	8	5	2	1	0	29
2 Rocket Watts, g	1-10	1-4	2-2	1-0-1	0	5	1	1	0	0	24
11 A.J. Hoggard	1-4	0-1	4-4	0-3-3	0	6	6	1	0	1	21
15 Thomas Kithier	0-0	0-0	0-0	3-0-3	2	0	0	0	0	0	5
20 Joey Hauser	3-5	1-3	1-2	0-3-3	3	8	0	2	0	0	18
22 Mady Sissoko	0-0	0-0	0-0	0-0-0	2	0	0	1	0	0	0
25 Malik Hall, f	0-0	0-0	3-4	0-2-2	1	3	1	2	0	0	7
30 Marcus Bingham, Jr.	4-5	0-0	0-0	1-4-5	1	8	1	0	1	1	16
TEAM	2-2-4										
<b>Totals</b>	<b>24-50</b>	<b>4-15</b>	<b>19-25</b>	<b>8-26</b>	<b>34</b>	<b>21</b>	<b>71</b>	<b>19</b>	<b>15</b>	<b>5</b>	<b>4 200</b>

TOTAL FG%	1st: 13-28, 46.4%	2nd: 11-22, 50.0%	Game: 48.0%
3-Pt. FG%	1st: 2-9, 22.2%	2nd: 2-6, 33.3%	Game: 26.7%
F Throw%	1st: 5-6, 83.3%	2nd: 14-19, 73.7%	Game: 76.0%

Michigan	FG	3FG	FT	O-D-R	PF	PTS	A	T	B	S	MIN
2 Isaiah Livers, f	3-7	1-2	2-3	1-6-7	1	9	1	0	0	2	36
1 Hunter Dickinson, c	6-8	0-0	2-3	1-9-10	2	14	0	6	0	0	23
12 Mike Smith, g	4-9	1-5	0-0	0-1-1	0	9	5	1	0	0	34
21 Franz Wagner, g	6-12	4-6	3-4	2-4-6	2	19	0	1	0	1	35
55 Eli Brooks, g	4-8	1-3	0-0	2-3-5	1	9	2	1	0	1	30
4 Brandon Wade	0-0	0-0	0-0	0-1-1	0	0	0	0	0	0	1
14 Rico Ozuna-Harrison	0-2	0-0	0-0	0-0-0	0	0	0	1	0	0	3
15 Chaundee Brown	0-2	0-0	0-0	0-3-3	5	0	0	1	1	0	12
23 Brandon Johns Jr.	2-2	0-0	2-2	1-0-1	2	6	0	1	0	0	9
24 CJ Baird	0-1	0-0	0-0	0-0-0	0	0	0	0	0	0	4
32 Luke Wilson	0-0	0-0	0-0	0-0-0	0	0	1	0	0	0	2
44 Jaron Faulds	1-1	0-0	0-0	0-0-0	2	2	0	0	0	0	3
51 Austin Davis	0-0	0-0	1-2	0-0-0	5	1	0	2	0	0	8
TEAM	0-0-0										
<b>Totals</b>	<b>26-52</b>	<b>7-16</b>	<b>10-14</b>	<b>7-27</b>	<b>34</b>	<b>20</b>	<b>69</b>	<b>9</b>	<b>14</b>	<b>1</b>	<b>4 200</b>

TOTAL FG%	1st: 15-26, 57.7%	2nd: 11-26, 42.3%	Game: 50.0%
3-Pt. FG%	1st: 2-5, 40.0%	2nd: 5-11, 45.5%	Game: 43.8%
F Throw%	1st: 7-10, 70.0%	2nd: 3-4, 75.0%	Game: 71.4%

**Officials:** Rob Kueneman, Kelly Pfeifer, Bo Boroski  
**Attendance:** 133 **Halftime Score:** Michigan, 39-28  
**Record:** Michigan: 19-2, 14-2; MSU 14-11, 8-11

## Key Moment

Michigan State hung in early, but a late run in the first half and to start the second half by No.2 Michigan ended in a 69-50 loss for the Spartans.

## Notes

- Junior forward Aaron Henry scored 14 points and had five rebounds to lead the Spartans.
- Michigan State shot 38.4 percent from the floor (20-55), including 30.0 percent (9-of-30) in the second half.
- The Wolverines out-rebounded Michigan State, 34-28.
- Henry and graduate guard Joshua Langford combined to shoot 32.0 percent from the floor (8-of-25).

<b>GAME 26</b>	#2 Michigan . . . . . 64
	at Michigan State . . . . . 70
	March 7, 2020 • East Lansing, Mich. • Breslin Center

Michigan	FG	3FG	FT	O-D-R	PF	PTS	A	T	B	S	MIN
2 Isaiah Livers, f	3-9	1-4	2-2	2-2-4	0	9	1	1	0	0	37
1 Hunter Dickinson, c	4-10	0-0	4-6	2-5-7	4	12	1	2	0	0	26
12 Mike Smith, g	5-12	1-5	0-1	1-2-3	1	11	7	1	0	0	36
21 Franz Wagner, g	4-12	2-5	0-0	1-5-6	3	10	5	3	2	2	36
55 Eli Brooks, g	2-2	1-1	0-0	0-0-0	0	5	0	5	0	0	4
3 Zeb Jackson	0-0	0-0	0-0	0-1-1	1	0	1	0	0	0	8
15 Chaundee Brown	5-10	2-6	1-1	2-2-4	0	13	0	0	0	0	31
23 Brandon Johns Jr.	0-2	0-1	0-0	1-0-1	1	0	0	1	0	0	8
51 Austin Davis	2-3	0-0	0-1	0-4-4	5	4	2	0	0	0	14
TEAM	0-2-2										
<b>Totals</b>	<b>25-60</b>	<b>7-22</b>	<b>7-11</b>	<b>9-23</b>	<b>32</b>	<b>15</b>	<b>64</b>	<b>17</b>	<b>8</b>	<b>2</b>	<b>200</b>

TOTAL FG%	1st: 10-28, 35.7%	2nd: 15-32, 46.9%	Game: 41.7%
3-Pt. FG%	1st: 3-10, 30.0%	2nd: 4-12, 33.3%	Game: 31.8%
F Throw%	1st: 3-4, 75.0%	2nd: 4-7, 57.1%	Game: 63.6%

Michigan State	FG	3FG	FT	O-D-R	PF	PTS	A	T	B	S	MIN
0 Aaron Henry, f	6-13	1-2	5-6	1-4-5	1	18	3	0	0	1	37
25 Malik Hall, f	1-4	1-1	0-0	1-3-4	1	3	2	1	0	1	24
34 Julius Marble, f	0-1	0-0	1-2	0-3-3	2	1	0	2	1	0	12
1 Joshua Langford, g	3-5	1-2	0-0	0-2-2	4	7	0	2	0	0	22
11 A.J. Hoggard, g	0-2	0-0	0-0	0-1-1	0	0	1	1	0	0	9
2 Rocket Watts	8-16	0-2	5-6	0-4-4	2	21	4	2	0	0	32
10 Jack Holberg	0-0	0-0	0-0	0-0-0	0	0	1	0	0	0	7
20 Joey Hauser	5-7	1-2	0-0	1-4-5	4	11	0	0	0	0	17
22 Mady Sissoko	0-0	0-0	0-0	1-0-1	0	0	0	0	0	0	2
30 Marcus Bingham, Jr.	1-2	0-0	3-5	3-5-8	3	5	1	0	1	3	24
44 Gabe Brown	0-4	0-2	4-4	1-2-3	1	4	0	0	0	0	14
TEAM	1-1-2										
Totals	24-54	4-11	18-23	9-29	38	70	12	8	2	5	200

TOTAL FG%	1st: 12-30, 40.0%	2nd: 12-24, 50.0%	Game: 44.4%
3-Pt. FG%	1st: 2-4, 50.0%	2nd: 2-7, 28.6%	Game: 36.4%
F Throw%	1st: 4-6, 66.7%	2nd: 14-17, 82.4%	Game: 78.3%

**Officials:** Rob Riley, Paul Szcel, Larry Sciototto  
**Attendance:** - **Halftime Score:** MSU, 30-26  
**Record:** Michigan: 19-3, 14-3; MSU 15-11, 9-11

## Key Moment

Graduate guard Joshua Langford saved his best for last, hitting a 3-pointer with 49 seconds left to give Michigan State a five point lead and the Spartans held on for a 70-64 win over No. 2 Michigan.

## Notes

- Sophomore guard Rocket Watts scored a game-high 21 points to lead three players in double figures for MSU, as junior forward Aaron Henry scored 18 points, grabbed five rebounds and had three assists and redshirt junior forward Joey Hauser added 11 points and five rebounds.
- The Spartans shot 44.4 percent from the floor (24-of-54), including 50.0 percent in the second half (12-of-24).
- MSU received 41 points from its bench, including 21 from and 11 from Hauser.
- The Spartans had a 38-32 advantage in rebounding.
- Michigan State committed just eight turnovers, including just three in the second half.
- Henry scored 13 of his 18 points in the second half.



## 2020-21 BOX SCORES

<b>GAME 27</b>	Michigan State . . . . . 57
	vs. Maryland . . . . . 68
	March 11, 2021 • Indianapolis, Ind. • Lucas Oil Stadium

Michigan State	FG	3FG	FT	O-D-R	PF	PTS	A	T	B	S	MIN
0 Aaron Henry, f	5-12	1-4	1-4	0-9-9	4	12	3	6	1	3	34
25 Malik Hall, f	8-12	2-2	1-2	1-4-5	2	19	0	1	0	1	23
34 Julius Marble, f	0-2	0-0	0-0	0-3-3	2	0	0	2	0	0	7
1 Joshua Langford, g	1-8	0-4	2-2	3-0-3	3	4	0	1	0	1	31
2 Rocket Watts, g	1-5	1-3	0-0	1-3-4	2	3	4	4	0	1	31
10 Jack Holberg	0-0	0-0	1-2	0-0-0	1	1	0	1	0	0	6
11 A.J. Hoggard	1-2	0-0	0-1	0-0-0	1	2	1	1	0	0	13
15 Thomas Kithier	0-0	0-0	3-4	1-3-4	2	3	1	0	0	0	11
20 Joey Hauser	2-6	0-2	0-1	1-0-1	4	4	1	1	1	0	13
22 Mady Sissoko	0-0	0-0	0-0	0-2-2	1	0	0	0	0	0	3
30 Marcus Bingham, Jr.	3-4	0-0	1-2	1-4-5	1	7	0	1	1	1	14
44 Gabe Brown	1-2	0-1	0-0	0-0-0	0	2	0	0	0	0	14
TEAM				1-0-1							
<b>Totals</b>	<b>22-53</b>	<b>4-16</b>	<b>9-18</b>	<b>9-28-37</b>	<b>23</b>	<b>57</b>	<b>10</b>	<b>18</b>	<b>3</b>	<b>7</b>	<b>200</b>

TOTAL FG%	1st: 11-24, 45.8%	2nd: 11-29, 37.9%	Game: 41.5%
3-Pt. FG%	1st: 3-9, 33.3%	2nd: 1-7, 14.3%	Game: 25.0%
F Throw%	1st: 5-8, 62.5%	2nd: 4-10, 40.0%	Game: 50.0%

Maryland	FG	3FG	FT	O-D-R	PF	PTS	A	T	B	S	MIN
11 Dontae Scott, f	3-7	1-2	0-1	1-2-3	2	7	1	1	0	0	31
2 Aaron Wiggins, g	6-11	0-3	7-9	3-3-6	3	19	2	3	2	3	36
5 Eric Ayala, g	5-15	1-7	10-11	2-7-9	2	21	4	4	0	2	34
11 Darryl Morsell, g	2-6	1-2	2-2	1-6-7	2	7	2	2	0	0	30
13 Hakim Hart, g	2-6	1-4	0-0	1-4-5	1	5	1	0	0	2	31
0 Marcus Dockery	0-0	0-0	0-0	0-0-0	0	0	0	0	0	0	1
1 Aarons Graham III	0-0	0-0	0-0	0-0-0	0	0	0	0	0	0	1
12 Reese Mona	0-0	0-0	0-2	0-0-0	0	0	0	0	0	0	12
25 Jarius Hamilton	3-4	2-2	1-1	0-2-2	5	9	0	1	0	1	14
30 Galin Smith	0-5	0-0	0-2	2-0-2	4	0	0	0	0	0	9
54 Aquan Smart	0-1	0-0	0-0	0-1-1	0	0	0	0	0	0	1
TEAM				0-0-0							
<b>Totals</b>	<b>21-55</b>	<b>6-20</b>	<b>20-28</b>	<b>10-25-35</b>	<b>19</b>	<b>68</b>	<b>10</b>	<b>11</b>	<b>2</b>	<b>8</b>	<b>200</b>

TOTAL FG%	1st: 7-22, 31.8%	2nd: 14-33, 42.4%	Game: 38.2%
3-Pt. FG%	1st: 5-13, 38.5%	2nd: 1-7, 14.3%	Game: 30.0%
F Throw%	1st: 15-16, 93.8%	2nd: 5-12, 41.7%	Game: 71.4%

**Officials:** Steve McJunkins, Rob Riley, Bo Boroski  
**Attendance:** - **Halftime Score:** Maryland, 34-30  
**Record:** MSU: 15-12; Maryland: 16-12

**Key Moment**

Michigan State took an early 12-point lead in the first half, but Maryland held a 4-point lead at halftime and the Spartans struggled early in the second half en route to a 68-57 loss to the Terrapins in the Big Ten Tournament at Lucas Oil Stadium.

**Notes**

- Sophomore forward Malik Hall scored a career-high 19 points, grabbed six rebounds, had two assists and three steals to lead the Spartans, while junior forward Aaron Henry added 12 points, nine rebounds and three steals.
- Maryland took advantage of 18 Michigan State turnovers, out-scoring the Spartans, 27-2, in points off turnovers.
- Maryland out-rebounded Michigan State, 37-35, and had 12 second-chance points.

<b>GAME 28</b>	UCLA . . . . . 86
	vs. Michigan State . . . . . 80 ot
	March 18, 2021 • West Lafayette, Ind. • Mackey Arena

UCLA	FG	3FG	FT	O-D-R	PF	PTS	A	T	B	S	MIN
2 Cody Riley, f	3-7	0-0	5-6	3-3-6	4	11	1	2	0	0	26
1 Jules Bernard, g	4-8	1-2	2-4	1-7-8	4	11	2	0	2	1	38
3 Johnny Juzang, g	9-20	3-9	2-2	1-3-4	3	23	2	2	0	0	41
4 Jaime Jaquez Jr., g	11-20	3-4	2-4	2-2-4	1	27	2	0	1	0	45
10 Tyger Campbell, g	2-6	1-2	2-2	0-0-0	1	7	4	2	0	0	34
0 Jaylen Clark	1-2	0-0	2-2	2-1-3	0	4	2	0	0	0	12
12 Mac Etienne	0-3	0-0	0-0	2-0-2	0	0	0	0	0	0	6
13 Jake Kyman	0-0	0-0	0-0	0-1-1	0	0	0	0	1	0	2
14 Kenneth Nwuba	0-0	0-0	0-0	0-0-0	2	0	0	1	0	0	6
34 David Singleton	1-1	1-1	0-0	0-1-1	0	3	0	0	0	1	15
TEAM				2-2-4							
<b>Totals</b>	<b>31-67</b>	<b>9-18</b>	<b>15-20</b>	<b>13-20-33</b>	<b>15</b>	<b>86</b>	<b>13</b>	<b>8</b>	<b>3</b>	<b>2</b>	<b>225</b>

TOTAL FG%	1st: 14-28, 50.0%	2nd: 14-33, 42.4%	Game: 46.3%
3-Pt. FG%	1st: 3-6, 50.0%	2nd: 6-10, 60.0%	Game: 50.0%
F Throw%	1st: 2-3, 66.7%	2nd: 10-11, 90.9%	Game: 75.0%

Michigan State	FG	3FG	FT	O-D-R	PF	PTS	A	T	B	S	MIN
0 Aaron Henry, f	6-12	2-3	2-2	1-4-5	3	16	7	4	1	1	42
25 Malik Hall, f	3-3	0-0	4-4	1-4-5	2	10	0	1	0	0	26
34 Julius Marble, f	4-7	0-0	0-0	0-1-1	3	8	0	0	0	0	14
1 Joshua Langford, g	5-8	1-1	1-2	2-5-7	4	12	3	2	1	0	35
2 Rocket Watts, g	4-12	1-6	0-0	3-2-5	2	9	2	0	0	0	33
11 A.J. Hoggard	1-3	0-1	0-0	0-0-0	1	2	2	0	0	0	12
14 Davis Smith	0-0	0-0	0-0	0-0-0	0	0	0	0	0	0	0+
20 Joey Hauser	3-6	1-2	2-2	2-1-3	1	9	0	1	1	0	16
22 Mady Sissoko	0-1	0-0	0-0	0-1-1	0	0	0	0	0	0	3
30 Marcus Bingham, Jr.	1-2	0-0	5-6	0-2-2	2	7	0	0	3	0	20
44 Gabe Brown	2-7	1-5	2-2	1-1-2	1	7	2	1	0	1	24
TEAM				0-2-2							
<b>Totals</b>	<b>29-61</b>	<b>6-18</b>	<b>16-18</b>	<b>10-23-33</b>	<b>19</b>	<b>80</b>	<b>16</b>	<b>12</b>	<b>6</b>	<b>2</b>	<b>225</b>

TOTAL FG%	1st: 17-30, 56.7%	2nd: 11-26, 42.3%	Game: 47.5%
3-Pt. FG%	1st: 5-9, 55.6%	2nd: 1-7, 14.3%	Game: 33.3%
F Throw%	1st: 5-5, 100%	2nd: 10-11, 90.0%	Game: 88.9%

**Officials:** Jeffrey Clark, Patrick Driscoll, Doug Simmons  
**Attendance:** - **Halftime Score:** MSU, 44-33  
**Record:** UCLA: 18-9; MSU: 15-13

**Key Moment**

Michigan State had an 11-point lead at halftime and led by five points in the final two minutes of regulation but could not hang on as UCLA came back to beat the Spartans, 86-80, in the NCAA First Four at Mackey Arena.

**Notes**

- Junior forward Aaron Henry scored 16 points and had seven rebounds to lead the Spartans, while graduate guard Joshua Langford added 12 points, seven rebounds and four assists and sophomore forward Malik Hall chipped in 10 points and five rebounds.
- Michigan State hit just one field goal in overtime (1-of-5, 20 percent).
- The Spartans did not hit a field goal in the final 2:59 of the second half and the first 4:15 of the overtime period.
- After committing just four turnovers in the first half, MSU turned it over eight times in the second half and overtime.
- UCLA out-rebounded Michigan State 23-18 in the second half and collected 10 of their offensive rebounds and 10 second-chance points in the second half and overtime, hitting 5-of-6 shots from the floor, including 4-of-5 from long distance.



# 2020-21 STATISTICS

## ALL GAMES: 15-13

		ALL GAMES				15-13		12-3		3-8		0-2										
		CONFERENCE				9-11		7-3		2-8		0-0										
		NON-CONFERENCE				6-2		5-0		1-0		0-2										
						Total		3-Point		F-Throw		Rebounds										
#	Player	gp-gs	min	avg	fg-fga	fg%	3fg-fga	3fg%	ft-fa	ft%	off	def	tot	avg	pf	dq	a	to	blk	stl	pts	avg
00	Aaron Henry	28-26	909	32.5	163-363	.449	24-81	.296	80-105	.762	39	119	158	5.6	61	0	101	80	36	37	430	15.4
01	Joshua Langford	27-26	760	28.1	93-247	.377	35-102	.343	41-55	.745	30	66	96	3.6	60	1	48	39	9	16	262	9.7
20	Joey Hauser	28-16	599	21.4	94-198	.475	34-100	.340	49-68	.721	38	119	157	5.6	74	2	40	52	6	12	271	9.7
02	Rocket Watts	28-15	633	22.6	81-241	.336	22-87	.253	32-41	.780	9	38	47	1.7	53	0	76	44	0	4	216	7.7
44	Gabe Brown	25-5	517	20.7	65-138	.471	34-81	.420	15-17	.882	20	48	68	2.7	19	0	13	16	13	10	179	7.2
25	Malik Hall	28-9	494	17.6	45-92	.489	8-22	.364	41-59	.695	39	78	117	4.2	33	0	35	25	5	10	139	5.0
03	Foster Loyer	19-7	316	16.6	20-68	.294	17-52	.327	22-25	.880	4	26	30	1.6	27	0	44	12	1	4	79	4.2
34	Julius Marble	27-9	251	9.3	41-71	.577	1-1	1.000	26-38	.684	19	38	57	2.1	60	1	2	19	4	3	109	4.0
30	Marcus Bingham Jr.	28-5	319	11.4	34-68	.500	0-3	.000	31-42	.738	21	69	90	3.2	44	1	9	11	39	16	99	3.5
11	A.J. Hoggard	26-8	348	13.4	23-75	.307	3-18	.167	15-25	.600	4	45	49	1.9	31	0	51	28	5	9	64	2.5
15	Thomas Kithier	26-14	280	10.8	26-40	.650	0-0	.000	10-13	.769	33	31	64	2.5	62	1	18	12	4	4	62	2.4
22	Mady Sissoko	25-0	138	5.5	10-17	.588	0-0	.000	7-16	.438	13	32	45	1.8	24	0	0	5	9	0	27	1.1
10	Jack Hoiberg	14-0	43	3.1	2-13	.154	0-6	.000	3-7	.429	1	2	3	0.2	4	0	5	2	0	0	7	0.5
14	Davis Smith	7-0	8	1.1	0-1	.000	0-0	.000	0-1	.000	0	0	0	0.0	1	0	1	0	1	0	0	0.0
13	Steven Izzo	8-0	10	1.3	0-3	.000	0-2	.000	0-0	.000	1	0	1	0.1	1	0	1	3	0	0	0	0.0
Team											33	33	66				16					
Total.....		28	5625		697-1635	.426	178-555	.321	372-512	.727	304	744	1048	37.4	554	6	444	364	132	125	1944	69.4
Opponents.....		28	5625		693-1626	.426	176-548	.321	429-599	.716	267	693	960	34.3	498	-	371	295	86	181	1991	71.1

## BIG TEN GAMES: 9-11 /t-8th

		NON-CONFERENCE				0-0		0-0		0-0		0-0											
						Total		3-Point		F-Throw		Rebounds											
##	Player	gp-gs	min	avg	fg-fga	fg%	3fg-fga	3fg%	ft-fa	ft%	off	def	tot	avg	pf	dq	a	to	blk	stl	pts	avg	
00	Aaron Henry	20-19	659	33.0	124-267	.464	18-55	.327	63-81	.778	29	79	108	5.4	37	0	60	52	22	21	329	16.5	
01	Joshua Langford	20-19	573	28.7	73-199	.367	26-75	.347	34-47	.723	18	56	74	3.7	49	1	31	26	7	13	206	10.3	
20	Joey Hauser	20-10	431	21.6	60-134	.448	22-70	.314	36-49	.735	22	71	93	4.7	56	1	23	37	3	9	178	8.9	
02	Rocket Watts	20-9	424	21.2	47-157	.299	12-52	.231	21-28	.750	4	19	23	1.2	33	0	43	26	0	3	127	6.4	
44	Gabe Brown	17-3	360	21.2	38-88	.432	19-48	.396	11-13	.846	16	41	57	3.4	13	0	7	7	9	3	106	6.2	
34	Julius Marble	19-7	187	9.8	24-45	.533	1-1	1.000	21-31	.677	14	27	41	2.2	48	1	0	15	4	3	70	3.7	
25	Malik Hall	20-7	325	16.3	20-51	.392	5-15	.333	28-42	.667	26	48	74	3.7	24	0	22	18	4	7	73	3.7	
30	Marcus Bingham Jr.	20-5	213	10.7	20-41	.488	0-2	.000	21-29	.724	16	52	68	3.4	34	1	5	4	23	12	61	3.1	
03	Foster Loyer	13-5	205	15.8	10-44	.227	8-33	.242	11-12	.917	4	15	19	1.5	16	0	29	10	1	3	39	3.0	
11	A.J. Hoggard	19-8	282	14.8	17-60	.283	2-15	.133	10-18	.556	4	35	39	2.1	24	0	44	22	4	8	46	2.4	
15	Thomas Kithier	19-8	202	10.6	19-29	.655	0-0	.000	5-7	.714	28	20	48	2.5	48	1	12	9	3	4	43	2.3	
22	Mady Sissoko	18-0	109	6.1	7-12	.583	0-0	.000	4-9	.444	11	20	31	1.7	19	0	0	4	7	0	18	1.0	
10	Jack Hoiberg	9-0	25	2.8	0-7	.000	0-4	.000	2-5	.400	1	1	2	0.2	2	0	4	1	0	0	2	0.2	
14	Davis Smith	3-0	2	0.7	0-0	.000	0-0	.000	0-1	.000	0	0	0	0.0	0	0	0	0	0	0	0	0.0	
13	Steven Izzo	4-0	3	0.8	0-0	.000	0-0	.000	0-0	.000	0	0	0	0.0	1	0	0	0	0	0	0	0.0	
Team											19	23	42				12						
Total.....		20	4000		459-1134	.405	113-370	.305	267-372	.718	212	507	719	36.0	404	5	280	243	87	86	1298	64.9	
Opponents.....		20	4000		490-1124	.436	116-375	.309	307-437	.703	189	510	699	35.0	356	-	268	210	66	126	1403	70.2	



## 2020-21 BIG TEN RECAP

## 2020-21 BIG TEN STANDINGS

		Big Ten			Overall		
		W	L	Pct.	W	L	Pct.
1.	Michigan	14	3	.823	23	5	.821
2.	Illinois	16	4	.800	24	7	.774
3.	Iowa	14	6	.700	22	9	.710
4.	Purdue	13	6	.684	18	10	.643
5.	Ohio State	12	8	.600	21	10	.677
6.	Wisconsin	10	10	.500	18	13	.581
7.	Rutgers	10	10	.500	16	12	.571
8.	Maryland	9	1	.450	17	14	.548
9.	Michigan State	9	11	.450	15	13	.536
10.	Indiana	7	12	.368	12	15	.444
11.	Penn State	7	12	.368	11	14	.440
12.	Northwestern	6	13	.316	9	15	.375
13.	Minnesota	6	14	.300	14	15	.483
14.	Nebraska	3	16	.158	7	20	.259

## MSU IN BIG TEN STATS

Team (All Games)		Individual (All Games- Top 10)	
Scoring Offense	12th (69.4)	<b>Aaron Henry</b>	
Scoring Defense	10th (71.1)	Scoring	10th (15.4)
Scoring Margin	13th (-1.7)	FG Pct.	10th (44.9)
Free-Throw Pct.	6th (72.7)	FT Pct.	9th (.762)
Field-Goal Pct.	10th (.426)	Assists	11th (3.6)
FG Pct. Defense	11th (.426)	Assist/TO Ratio	15th (1.26)
3-Pt. FG Pct.	12th (.321)	Blocked Shots	9th (1.29)
3-Pt. FG Pct. Def.	3rd (.321)	Rebounds	t-22nd (5.6)
Rebounding Off.	5th (37.4)	Steals	6th (1.32)
Rebounding Def.	7th (34.3)	Minutes	8th (32.3)
Rebound Margin	4th (+3.2)	<b>Rocket Watts</b>	
Blocked Shots	2nd (4.7)	Assists	23rd (2.7)
Assists	3rd (15.9)	<b>Joey Hauser</b>	
Steals	13th (4.5)	Double-Doubles	11th (4)
Turnover Margin	14th (-2.5)	Rebounds	t-22nd (5.6)
Assist/TO Ratio	8th (1.22)	<b>Marcus Bingham Jr.</b>	
Offensive Reb.	5th (10.86)	Blocked Shots	6th (1.39)
Defensive Reb.	6th (26.57)		
Offensive Reb. Pct.	5th (.305)		
Defensive Reb. Pct.	8th (.737)		
3-Point FG Made	12th (6.4)		

## 2020-21 ALL-BIG TEN TEAMS

## Coaches

## FIRST TEAM

Kofi Cockburn, Illinois  
 AYO DOSUNMU, ILLINOIS  
 LUKA GARZA, IOWA  
 E.J. Liddell, Ohio State  
 Trevion Williams, Purdue

## SECOND TEAM

Trayce Jackson-Davis, Indiana  
 Joe Wieskamp, Iowa  
 Hunter Dickinson, Michigan  
 Isaiah Livers, Michigan  
 Franz Wagner, Michigan

## THIRD TEAM

Marcus Carr, Minnesota  
**Aaron Henry, Michigan State**  
 Duane Washington Jr., Ohio State  
 Ron Harper Jr., Rutgers  
 D'Mitrik Trice, Wisconsin

## HONORABLE MENTION

Trent Frazier, Illinois  
 Jordan Bohannon, Iowa  
 Eric Ayala, Maryland  
 Aaron Wiggins, Maryland  
 Geo Baker, Rutgers

## ALL-FRESHMAN TEAM

Andre Curbelo, Illinois  
 Keegan Murray, Iowa  
 Hunter Dickinson, Michigan  
 Zach Edey, Purdue  
 Jaden Ivey, Purdue

## ALL-DEFENSIVE TEAM

Trent Frazier, Illinois  
 Darryl Morsell, Maryland  
**Aaron Henry, Michigan State**  
 Jamari Wheeler, Penn State  
 Myles Johnson, Rutgers

## PLAYER OF THE YEAR:

Luka Garza, Iowa

## DEFENSIVE PLAYER OF THE YEAR:

Darryl Morsell, Maryland

## FRESHMAN OF THE YEAR:

Hunter Dickinson, Michigan

## SIXTH MAN OF THE YEAR:

Andre Curbelo, Illinois

## COACH OF THE YEAR:

Juwan Howard, Michigan

## Media

## FIRST TEAM

Kofi Cockburn, Illinois  
 AYO DOSUNMU, ILLINOIS  
 Trayce Jackson-Davis, Indiana  
 LUKA GARZA, IOWA  
 Hunter Dickinson, Michigan

## SECOND TEAM

Joe Wieskamp, Iowa  
 Isaiah Livers, Michigan  
 Marcus Carr, Minnesota  
 E.J. Liddell, Ohio State  
 Trevion Williams, Purdue

## THIRD TEAM

Franz Wagner, Michigan  
**Aaron Henry, Michigan State**  
 Duane Washington Jr., Ohio State  
 Ron Harper Jr., Rutgers  
 D'Mitrik Trice, Wisconsin

## HONORABLE MENTION

Trent Frazier, Illinois  
 Jordan Bohannon, Iowa  
 C.J. Fredrick, Iowa  
 Eric Ayala, Maryland  
 Darryl Morsell, Maryland  
 Aaron Wiggins, Maryland  
 Teddy Allen, Nebraska  
 John Harrar, Penn State  
 Myreon Jones, Penn State  
 Myles Johnson, Rutgers  
 Jacob Young, Rutgers

## PLAYER OF THE YEAR:

Luka Garza, Iowa

## FRESHMAN OF THE YEAR:


Hunter Dickinson, Michigan

## COACH OF THE YEAR:

Juwan Howard, Michigan

## UNANIMOUS SELECTIONS IN ALL CAPS





HISTORY  
& TRADITION



## 1979 NCAA CHAMPIONS

The 1978-79 season was truly a magical one for Coach Jud Heathcote and his Michigan State Spartans. Blending a perfect combination of individual ability, enthusiasm and teamwork, Heathcote formed a cohesive unit that captivated the nation and sellout crowds at Jenison Field House.


The Spartans compiled a 26-6 overall record and went 13-5 in the Big Ten to share the league crown with Purdue and Iowa.

State steamrolled through the NCAA Tournament, ending the season on top of the college basketball world with a 75-64 victory over Larry Bird and unbeaten Indiana State.

The 1978-79 squad gathered at Jenison Field House on Aug. 12, 1989, to play one more game against a team of former Spartan All-Stars. On a hot, sweltering night, the National Championship squad, led by Earvin Johnson's 25 points and 17 rebounds, topped the All-Stars, 95-93, before a sellout crowd of 10,004.





All-Americans Earvin "Magic" Johnson and Greg Kelser led the Spartans to the 1979 NCAA Championship.




Senior Greg Kelser (bottom far right), junior Terry Donnelly (above left) and sophomore Earvin Johnson (above right) enjoyed cutting down the nets.




Jud Heathcote guided the Spartans to the NCAA title in just his third season in East Lansing.



The 1979 title game was the first of many great meetings between Earvin Johnson and Larry Bird (33).



Stars like ISU's Larry Bird and MSU's Greg Kelser helped make the 1979 title game the highest rated game in college basketball history.





## 2000 NCAA CHAMPIONS

Tom Izzo talked to his team about leaving its mark on the program. The 1999-2000 Spartans did more than leave their mark; they set the standard by which all future Michigan State teams would be measured.

Part of being a champion is winning titles, which the Spartans accomplished in winning the National Championship, a third straight Big Ten Championship and a second consecutive Big Ten Tournament title. MSU's three consecutive conference crowns marked only the eighth time in league history that a team won three straight titles.

A champion is also measured by its character. The Spartans displayed their relentless spirit in overcoming many different forms of adversity during the season. From playing the first 13 games of the season without All-America guard Mateen Cleaves to fighting back from significant second-half deficits in three NCAA Tournament games, Michigan State played with contagious emotion.

Finishing the season 32-7, the Spartans capped their championship run with an 89-76 victory over Florida on April 3, 2000, in the RCA Dome in Indianapolis. Michigan State became the first championship team to defeat all six of its NCAA opponents by double figures since the NCAA Tournament expanded to 64 teams.




Tom Izzo guided MSU to the title in his fifth season.



Seniors A.J. Granger (below), Morris Peterson (above) and Mateen Cleaves (left) closed their careers with a national title.




## BIG TEN CHAMPIONSHIP TEAMS



### 1956-57 BIG TEN CHAMPIONS

**16-10 Overall, 10-4 Big Ten**


MSU won its first Big Ten Championship under Coach Forrest Anderson. After opening the season with a 4-7 record, the Spartans won 10 in a row and 12-of-13 to capture a league title and advance to the school's first Final Four.



### 1958-59 BIG TEN CHAMPIONS

**19-4 Overall, 12-2 Big Ten**

Led by All-American Johnny Green, the Spartans cruised to a Big Ten Championship, winning the league by four games. MSU fell one game short of the Final Four.



### 1966-67 BIG TEN CHAMPIONS

**16-7 Overall, 10-4 Big Ten**

Michigan State won its last four games to claim a share of the Big Ten Championship. Indiana, however, earned the NCAA Tournament bid, ending MSU's year in the regular season.



### 1977-78 BIG TEN CHAMPIONS

**25-5 Overall, 15-3 Big Ten**

The 1977-78 Spartans established new team highs for overall and Big Ten victories. MSU won the league by three games and fell one game short of making the Final Four.




### 1979 NCAA CHAMPIONS

### 1978-79 BIG TEN CHAMPIONS

**26-6 Overall, 13-5 Big Ten**

After opening Big Ten play at 4-4, MSU won nine-straight games to claim a share of the league. All-Americans Greg Kelser and Earvin Johnson then led MSU to its first National Championship, winning every game by double figures.



### 1989-90 BIG TEN CHAMPIONS

**28-6 Overall, 15-3 Big Ten**

The Spartans closed the season with 10 straight conference wins to claim the league title. Junior All-American Steve Smith paced the Spartans, who fell to Georgia Tech in overtime in the NCAA Tournament Sweet 16.



## BIG TEN CHAMPIONSHIP TEAMS



### 1997-98 BIG TEN CHAMPIONS

*22-8 Overall, 13-3 Big Ten*

Sophomore Mateen Cleaves was named Big Ten Player of the Year as he helped take a team that finished sixth in the league a year before to the first league championship of the Tom Izzo era and a trip to the NCAA Sweet 16.



### 1998-99 BIG TEN CHAMPIONS

#### 1999 BIG TEN TOURNAMENT CHAMPS

*33-5 Overall, 15-1 Big Ten*

MSU established a team and Big Ten record by winning 33 games, including a 15-1 league record. After losing the Big Ten opener, the Spartans won 22 straight games, capturing the Big Ten Tournament and advancing to the Final Four.



### 2000 NCAA CHAMPIONS

#### 1999-2000 BIG TEN CHAMPIONS

#### 2000 BIG TEN TOURNAMENT CHAMPS

*32-7 Overall, 13-3 Big Ten*

MSU won its third-straight Big Ten Championship and the second NCAA Championship in school history. The Spartans won 20 of their final 22 games, including the last 11 to win a regular-season championship, a Big Ten Tournament title and an NCAA Championship.



### 2000-01 BIG TEN CHAMPIONS

*28-5 Overall, 13-3 Big Ten*

The Spartans became the fourth Big Ten team to win four consecutive league titles. MSU also became the ninth school in NCAA Tournament history to make three straight Final Fours.



### 2008-09 BIG TEN CHAMPIONS

*31-7 Overall, 15-3 Big Ten*

Michigan State set a school record with eight conference road wins en route to winning the league title by four games, tying the second-largest margin in Big Ten history. MSU then advanced to its fifth Final Four under Coach Izzo, making its way all the way to the title game.



### 2009-10 BIG TEN CHAMPIONS

*28-9 Overall, 14-4 Big Ten*

Michigan State set a school mark by winning its first nine conference games. After dropping four of the next six, the Spartans closed with three league wins to claim a share of a second-straight crown. MSU also advanced to a second-straight Final Four.





## BIG TEN CHAMPIONSHIP TEAMS



### 2011-12 BIG TEN CHAMPIONS 2012 BIG TEN TOURNAMENT CHAMPS

#### 29-8 Overall, 13-5 Big Ten

The Spartans won their third Big Ten title in four years, keyed by seven straight conference wins in February. MSU would go on to capture its third Big Ten Tournament championship and claim a No. 1 seed in the NCAA Tournament.



### 2017-18 BIG TEN CHAMPIONS

#### 30-5 Overall, 16-2 Big Ten

The Spartans won their eighth Big Ten regular season title under Tom Izzo with a program-record 16 conference wins. MSU closed out the season with 13-straight league wins, earned a No. 3 seed in the NCAA Tournament and won 30 games for the fourth time under Izzo.



### 2014 BIG TEN TOURNAMENT CHAMPS

#### 29-9 Overall, 12-6 Big Ten

The Spartans tied for second during the regular season, in large part due to a lineup that was decimated by injury. MSU, however, was back at full strength by the time the postseason started, capturing a second Big Ten Tournament crown in three seasons, before advancing to the Elite Eight in the NCAA Tournament.



### 2018-19 BIG TEN CHAMPIONS 2019 BIG TEN TOURNAMENT CHAMPS

#### 32-7 Overall, 16-4 Big Ten

Michigan State won a share of the Big Ten regular season title for its second-straight, the ninth under Tom Izzo and the 15th program history. The Spartans earned the No. 1 seed and won its Big Ten-best sixth tournament title before advancing to the Final Four for the 10th time.



### 2016 BIG TEN TOURNAMENT CHAMPS

#### 29-6 Overall, 13-5 Big Ten

Michigan State became the first school to hold five Big Ten Tournament crowns as the Spartans won their third title in five years. During the regular-season, MSU was ranked No. 1 for a school-record four weeks. The Spartans would go on to earn a No. 2 seed in the NCAA Tournament.



### 2019-20 BIG TEN CHAMPIONS


#### 22-9 Overall, 14-6 Big Ten

Michigan State won a share of the Big Ten regular season title for its third-straight, the 10th under Tom Izzo and the 16th program history. The Spartans won the final four games of the regular season, and six of the last seven overall, to earn the No. 2 seed in the Big Ten Tournament before it was canceled due to the COVID-19 pandemic.



## BIG TEN CHAMPIONSHIP TEAMS

### BIG TEN TOURNAMENT CHAMPIONSHIPS

						
6	4	3	3	2	2	1

### BIG TEN REGULAR SEASON CHAMPIONSHIPS

IN THE IZZO ERA (1995-96 - PRESENT)

						
9	5	5	4	4	3	3

### BIG TEN REGULAR-SEASON CHAMPIONSHIPS

SINCE MSU JOINED THE BIG TEN IN 1950-51

								
19	15	14	11	10	9	5	4	2

## SPARTAN ALL-AMERICANS

1930




### ROGER GROVE

*Les Gage All-America*

GROVE became MSU's first All-American in 1930 when he found a spot on the Les Gage All-America team as a junior. He led the Spartans in scoring both as a junior (90 points) and a senior (135 points), serving as a team captain in 1931 as the Spartans finished the season with a 16-1 mark.

1940




### CHET AUBUCHON

*Converse Yearbook (3rd)*

One of MSU's smallest All-Americans, AUBUCHON led the 1939-40 Spartans in scoring. He was widely recognized for his skills as a ball handler, earning the nickname "Houdini of the Hardwood." He missed the next season due to a serious blood disease, but captained the 1941-42 Spartans.

1956



### JULIUS MCCOY

*Converse Yearbook (2nd), Helms Foundation (2nd), Associated Press (3rd), UPI (3rd), NABC (3rd)*

MCCOY averaged 27.2 points in 1956, nearly tripling the second-best scoring average on the team. He closed his career with 1,377 points in three seasons, leaving MSU as the school's all-time leading scorer at the time.

1957




### JACK QUIGGLE

*Helms Foundation (1st)*

As a junior, QUIGGLE averaged 15.3 points and 5.6 rebounds, leading Michigan State to its first Final Four in school history. He closed the season by averaging 16.5 points in four NCAA Tournament games, earning All-Regional honors.

1958

1959




### JOHNNY GREEN

*(1958) NABC (2nd), International News Service (2nd), Converse Yearbook (2nd), Sporting News (2nd), Associated Press (3rd), UPI (3rd), Helms Foundation (3rd)*

*(1959) CONSENSUS SECOND TEAM Helms Foundation (1st), Look Magazine (1st), Converse Yearbook (1st), Associated Press (2nd), NABC (2nd), UPI (2nd), Newspaper Enterprises Assn. (2nd), Sporting News (2nd)*

As a sophomore, GREEN earned a spot on the NCAA All-Tournament Team as MSU advanced to the 1957 Final Four. That performance led to two of the strongest seasons in Spartan history. In 1958, he averaged an MSU single-season record 17.8 rebounds to go along with 18.0 points. One year later, he averaged 18.5 points and 16.6 rebounds.

1960



### HORACE WALKER

*Converse Yearbook (2nd), Helms Foundation (2nd), Associated Press (3rd), UPI (3rd)*

WALKER dominated the lane in the Big Ten in 1960. His 18.3 rebounds per game in conference play still stands as a record, despite standing just 6-foot-3. For the year, he averaged 22.6 points and 17.7 rebounds, the second-best single-season total in MSU history.





## SPARTAN ALL-AMERICANS

1970

**RALPH SIMPSON***NABC (3rd), Helms Foundation*


In his only season of competition with the Spartans, **SIMPSON** burst on the scene in 1970, averaging 29.0 points as a sophomore, the second-best single-season average in MSU history. He also added 10.3 rebounds. After the year, he signed a contract with the Denver Rockets under the ABA's hardship rule.

1974


**MIKE ROBINSON***Converse Yearbook (2nd), Helms Foundation*

**ROBINSON** led the Big Ten in scoring as a sophomore and a junior, but earned All-America accolades as a senior, averaging 22.4 points in 1974. He left MSU as the school's all-time leading scorer with 1,717 points and still stands No. 10 on the all-time scoring chart.

1976

**TERRY FURLOW***Converse Yearbook (2nd), Associated Press (3rd), UPI (3rd), Helms Foundation*


**FURLOW** averaged 29.4 points as a senior, establishing an MSU single-season scoring average record. In conference games, he averaged a remarkable 31.0 points per game. He finished his career with a then-school-record 1,777 points.

1978  
1979**EARVIN "MAGIC" JOHNSON***(1978) NABC (2nd), Associated Press (3rd), UPI (3rd), Helms**(1979) CONSENSUS FIRST TEAM**Associated Press (1st), NABC (1st), USBWA (1st), UPI (1st), Sporting News (1st), Converse Yearbook (1st), Wooden Award (1st), Helms*

**JOHNSON** is the only Spartan freshman to earn All-America honors, averaging 17.0 points, 7.9 rebounds and 7.4 assists in 1978. One year later, he became Michigan State's first consensus First-Team All-American, averaging 17.1 points, 7.3 rebounds and an MSU single-season record 8.4 assists. He also led the Spartans with 2.3 steals per game. After coming up one game short of the 1978 Final Four, Johnson and the Spartans captured the 1979 NCAA Championship, as he earned Most Outstanding Player honors.




## SPARTAN ALL-AMERICANS

**GREG KELSER**


*Converse Yearbook (1st), Wooden Award (1st), Associated Press (3rd), Helms Foundation*

**KELSER** was the leading scorer and rebounder on Michigan State's 1979 NCAA Championship team, averaging 18.8 points and 8.7 rebounds per game. He became the first player in Spartan history to record more than 2,000 points and 1,000 rebounds in his career.

**JAY VINCENT**


*AP (3rd)*

A sophomore starter on the 1979 NCAA Championship team, **JAY VINCENT** averaged 22.6 points and 8.5 rebounds as a senior in 1981, earning Big Ten Player of the Year honors. Vincent led the Big Ten in scoring in conference games as both a junior and senior.

**SAM VINCENT**

*Sporting News (1st), NABC (2nd), Basketball Times (2nd), Associated Press (3rd), UPI (3rd)*

**SAM VINCENT** averaged 23.0 points in 1985, joining his brother Jay as the only Spartan brothers to earn All-America honors. He averaged a Big Ten-best 23.7 points in conference games. Despite his 6-foot-2 frame, he shot a remarkable 54.4 percent from the field.

**SCOTT SKILES**

*CONSENSUS SECOND TEAM UPI (1st), Sporting News (1st), Basketball Times (1st), Associated Press (2nd), USBWA (2nd), NABC (4th)*

**SKILES** scored a single-season record 850 points as a senior, averaging 27.4 points and leading the Big Ten with 29.1 points per conference game. He also averaged 6.5 assists per game.

**STEVE SMITH**

*(1990) Sporting News (1st), Wooden Award (1st), Basketball Times (2nd), Associated Press (3rd), UPI (3rd)*

*(1991) CONSENSUS SECOND TEAM NABC (1st), Sporting News (1st), Wooden Award (1st), Associated Press (2nd), Basketball Times (2nd), UPI (3rd)*

**SMITH** averaged 20.2 points as a junior. One year later, he averaged 25.1 points to be a consensus pick. At the time he finished his career, Smith was MSU's all-time leading scorer.



## SPARTAN ALL-AMERICANS

1994  
1995


## SHAWN RESPERT

(1994) UPI (3rd)

(1995) **CONSENSUS FIRST TEAM**

*Associated Press (1st), NABC (1st), USBWA (1st), UPI (1st), Sporting News (1st), Basketball Times (1st), Wooden Award (1st)*

MSU's all-time leading scorer, **RESPERT** averaged 25.6 points as a senior, earning consensus All-America honors, and winning the Big Ten scoring crown. He shot 47.3 percent from the field and 47.4 percent from 3-point range. A year earlier, he averaged 24.3 points.

1998  
1999  
2000

## MATEEN CLEAVES

(1998) **CONSENSUS SECOND TEAM**

*USBWA (1st), Associated Press (2nd), NABC (3rd), Basketball Times (2nd)*

(1999) **CONSENSUS FIRST TEAM**

*Associated Press (1st), NABC (1st), USBWA (1st), Wooden Award (1st), Sporting News (2nd), Basketball Times (2nd)*

(2000) **CONSENSUS SECOND TEAM**

*Sporting News (1st), Wooden Award (1st), Associated Press (2nd), Basketball Times (2nd), NABC (3rd)*

MSU's only three-time consensus All-American, **CLEAVES** averaged a personal-best 16.1 points in 1998. One year later, he averaged 11.7 points and 7.2 assists as a consensus first-team selection. Despite missing 13 games as a senior, he was still the second-team pick, leading MSU to the 2000 NCAA title.

2000



## MORRIS PETERSON

**CONSENSUS SECOND TEAM**

*Sporting News (1st), Wooden Award (1st), AP (2nd), NABC (2nd), USBWA (2nd)*

In his only season as a full-time starter, **PETERSON** averaged a team-best 16.8 points as a senior, earning Big Ten MVP honors and leading Michigan State to the 2000 NCAA Championship. As a junior, Peterson became the first reserve in Big Ten history to earn first-team all-league honors.



## CHARLIE BELL

*Wooden Award (1st), NABC (2nd), ESPN's Dick Vitale (2nd), Associated Press (3rd)*

After being a role player for his first three seasons, **BELL** emerged as a star as a senior. The all-around guard averaged 13.5 points, 5.1 assists and 4.7 rebounds in addition to being the squad's top perimeter defender. He opened the season by becoming the first Spartan since Earvin "Magic" Johnson to record a triple-double.





## SPARTAN ALL-AMERICANS



## JASON RICHARDSON

**CONSENSUS SECOND TEAM**

*ESPN's Dick Vitale (1st), Associated Press (2nd), USBWA (2nd), Sporting News (2nd), Basketball Times (2nd), NABC (3rd)*

**RICHARDSON** averaged just 5.1 points as a reserve on the 2000 NCAA title team. He returned for his sophomore season as MSU's leading scorer at 14.7 points, including many high-light reel plays.



## DREW NEITZEL

*CBS Sportsline.com (2nd), ESPN's Dick Vitale (2nd)*

**NEITZEL** was MSU's starting point guard in his first two seasons. As a junior, he excelled as MSU's go-to scorer, averaging a team-best 18.1 points per game, while still dishing out 4.3 assists. His scoring increase of +9.8 points is the third-largest amount by a Spartan starter in school history.



## DRAYMOND GREEN

**CONSENSUS FIRST TEAM**

*Associated Press (1st), CBSSports.com (1st), NABC (1st), Sporting News (1st), Wooden Award (1st), USBWA (1st)*

MSU's first consensus First-Team All-American since 1999, **GREEN** led the Spartans in scoring (16.2 ppg) and rebounding (10.6 rpg), ranking ninth in the nation in rebounding and third in double-doubles. He was the first player from a power six conference to average 15 points, 10 rebounds and three assists since Tim Duncan in 1997. The NABC Division I Player of the Year, he was named Big Ten Player of the Year and Most Outstanding Player of the Big Ten Tournament.



## SPARTAN ALL-AMERICANS



## DENZEL VALENTINE

**CONSENSUS FIRST TEAM**

*Associated Press (1st), NABC (1st), Sporting News (1st), USBWA (1st), Wooden Award (1st)*

VALENTINE enjoyed the most decorated individual season in Spartan basketball history, collecting six National Player of the Year Awards. He averaged 19.2 points, 7.5 rebounds and 7.8 assists in becoming the only player in NCAA history to average 19 points, seven rebounds and seven assists since the assist became an official statistic in 1983-84. Recipient of the Big Ten Player of the Year and the Big Ten Tournament's Most Outstanding Player awards, Valentine became the first player to lead the Big Ten in overall scoring and assists since 1997.



## MILES BRIDGES

**CONSENSUS SECOND TEAM**

*Associated Press (2nd), NABC (2nd), Sporting News (2nd), USBWA (2nd), Wooden Award*

BRIDGES, a unanimous All-Big Ten First Team selection as a sophomore, capped off a stellar two-year career in 2017-18. Bridges led Michigan State in scoring with 17.0 points per game, was second on the team with 7.0 rebounds and third on the team with 2.8 assists per game. He ranked sixth in the Big Ten in scoring, 11th in rebounding and fourth in the league in free throw percentage (85.3 percent). He was one of only four players in the country averaging at least 17.0 points, 7.0 rebounds, 2.7 assists and 0.8 blocks per game.



## CASSIUS WINSTON

**(2019) CONSENSUS SECOND TEAM**

*Associated Press (1st), Sporting News (1st), NABC (2nd), USBWA (2nd), Wooden Award*

**(2020) CONSENSUS SECOND TEAM**

*Associated Press (2nd), Sporting News (2nd), NABC (2nd), USBWA (2nd), Wooden Award*


WINSTON was named the Big Ten Player of the Year as he helped lead the Spartans to the 2019 Final Four, the Big Ten Tournament Championship, a share of the regular season title and a 32-7 record. He averaged a team-best 18.8 points per game and set a Big Ten single-season record with 291 assists. He was named Most Outstanding Player of both the Big Ten Tournament and the NCAA Tournament East Regional. As a senior in 2019-20, he averaged 18.6 points and 5.9 assists per game and became the MSU and Big Ten all-time record holder in assists (891), breaking a record held for 20 years by former Spartan Mateen Cleaves. Winston was a unanimous All-Big Ten First Team selection.



## SPARTAN ACADEMIC ALL-AMERICANS



**RALPH SIMPSON**  
**1970**



**GREG KELSER**  
**1979** (FIRST TEAM)



**MATT STEIGENGA**  
**1990** (THIRD TEAM)



**CHRIS HILL**  
**2003** (THIRD TEAM)  
**2004** (FIRST TEAM)  
**2005** (FIRST TEAM)  
**2005** ACADEMIC AA OF  
THE YEAR



**DREW NEITZEL**  
**2008** (SECOND TEAM)



**XAVIER TILLMAN SR.**  
**2020** (SECOND TEAM)





# **RETIRED JERSEYS**



## **JUD HEATHCOTE**

// 340-220 in 19 years at MSU  
 // 1979 NCAA Championship  
 // Three Big Ten Championships  
 // Coached 23 NBA Draft Picks  
 // 2001 Inductee MSU Hall of Fame



## **SCOTT SKILES**

Guard - Plymouth, Ind.  
 // 2,145 Career Points  
 // 1986 All-American  
 // 1986 Big Ten Player of the Year  
 // 1986 Chicago Tribune Silver Basketball



## **MATEEN CLEAVES**

Guard - Flint, Mich.  
 // Big Ten Career Assists Leader  
 // 1998, 1999, 2000 All-American  
 // 1998 & 1999 Big Ten Player of the Year and Chicago Tribune Silver Basketball



## **STEVE SMITH**

Guard - Detroit, Mich.  
 // 2,263 Career Points  
 // 1990 & 1991 All-American  
 // 1990 Chicago Tribune Silver Basketball



## **JOHNNY GREEN**

Center - Dayton, Ohio  
 // Owns MSU record for career rebounding average  
 // 1958 & 1959 All-American  
 // 1959 Chicago Tribune Silver Basketball



## **SHAWN RESPERT**

Guard - Detroit, Mich.  
 // 2,531 Career Points - MSU leader  
 // 1994 & 1995 All-American  
 // 1995 Big Ten Player of the Year  
 // 1995 Chicago Tribune Silver Basketball



## **JAY VINCENT**

Forward/Center - Lansing, Mich.  
 // 1,914 Career Points  
 // 1981 All-American  
 // 1981 Big Ten Player of the Year



## **GREGORY KELSER**

Forward - Detroit, Mich.  
 // 2,014 Career Points  
 // 1,092 Career Reb. - MSU leader  
 // 1979 All-American  
 // 1979 Academic All-American



## **EARVIN JOHNSON**

Guard - Lansing, Mich.  
 // 1978 & 1979 All-American  
 // 1979 Chicago Tribune Silver Basketball



## **EARVIN "MAGIC" JOHNSON**

// 1979 NCAA Champion  
 // Redefined point guard position  
 // Five-Time NBA Champion  
 // 2002 Naismith Hall of Fame Inductee  
 // 2009 National Collegiate Basketball Hall of Fame Inductee  
 // Three-Time NBA MVP  
 // Three-Time NBA Finals MVP  
 // 12-Time NBA All-Star (MVP Twice)  
 // 13-Year NBA career - Finishing No. 1 in career assists and No. 2 in career steals

**RETIRED JERSEYS****MORRIS PETERSON**

Guard - Flint, Mich.  
 // 1,588 Career Points  
 // 2000 All-American  
 // 2000 Big Ten Player of the Year  
 // 2000 Chicago Tribune Silver  
 Basketball

**DRAYMOND GREEN**

Forward - Saginaw, Mich.  
 // 1,517 Career Points  
 // 1,096 Rebounds – MSU Leader  
 // 2012 Consensus First Team All-American  
 // 2012 Big Ten Player of the Year



## HONORS & AWARDS

### ASSOCIATED PRESS NATIONAL PLAYER OF THE YEAR

2016 Denzel Valentine

### USA TODAY SPORTS NATIONAL PLAYER OF THE YEAR

2016 Denzel Valentine

### SPORTS ILLUSTRATED NATIONAL PLAYER OF THE YEAR

2016 Denzel Valentine

### BASKETBALL TIMES NATIONAL PLAYER OF THE YEAR

1986 Scott Skiles  
2016 Denzel Valentine

### SPORTING NEWS NATIONAL PLAYER OF THE YEAR

1995 Shawn Respert

### NABC NATIONAL PLAYER OF THE YEAR

1995 Shawn Respert  
2012 Draymond Green  
2016 Denzel Valentine

### NBC SPORTS NATIONAL PLAYER OF THE YEAR

2016 Denzel Valentine

### SENIOR CLASS AWARD


2016 Denzel Valentine

### NAISMITH MEMORIAL HALL OF FAME JULIUS ERVING SMALL FORWARD OF THE YEAR AWARD

2016 Denzel Valentine

### ASSOCIATED PRESS NATIONAL COACH OF THE YEAR

1998 Tom Izzo



Denzel Valentine closed out his storied career at Michigan State in 2016 by garnering six national player of the year awards.

### BASKETBALL NEWS NATIONAL COACH OF THE YEAR

1998 Tom Izzo

### BASKETBALL TIMES NATIONAL COACH OF THE YEAR

1999 Tom Izzo

### CBSSPORTS.COM NATIONAL COACH OF THE YEAR

2012 Tom Izzo

### CLAIR BEE NATIONAL COACH OF THE YEAR

2005 Tom Izzo

### NABC NATIONAL COACH OF THE YEAR

2001 Tom Izzo  
2012 Tom Izzo

### USBWA NATIONAL COACH OF THE YEAR

1998 Tom Izzo

### CHICAGO TRIBUNE SILVER BASKETBALL

1959 Johnny Green, C  
1979 Earvin Johnson, G  
1986 Scott Skiles, G  
1990 Steve Smith, G  
1995 Shawn Respert, G  
1998 Mateen Cleaves, G  
1999 Mateen Cleaves, G  
2000 Morris Peterson, F

### BIG TEN PLAYER OF THE YEAR

(Media or coaches) \*

1981 Jay Vincent, F  
1986 Scott Skiles, G  
1995 Shawn Respert, G  
1998 Mateen Cleaves, G  
1999 Mateen Cleaves, G (C)  
2000 Morris Peterson, F (C)  
2009 Kalin Lucas, G  
2012 Draymond Green, F  
2016 Denzel Valentine, G

\* Player of the year selected under the auspices of Associated Press and United Press from 1986-89.

### ALL-BIG TEN

#### FIRST TEAM

1956 Julius McCoy, F  
1957 Jack Quiggle, G  
Johnny Green, C  
1958 Johnny Green, C  
1959 Johnny Green, C  
1960 Horace Walker, C  
1966 Stanley Washington, F  
1969 Lee Lafayette, C  
1970 Ralph Simpson, F  
1972 Michael Robinson, G  
1973 Michael Robinson, G  
1974 Michael Robinson, G  
Lindsay Hairston, C  
Lindsay Hairston, C  
1975 Terry Furlow, F  
Terry Furlow, F  
1976 Earvin Johnson, F/G  
1978 Earvin Johnson, F/G  
Greg Kelsner, F  
1980 Jay Vincent, F  
1981 Jay Vincent, F  
1982 Kevin Smith, G  
1984 Sam Vincent, G  
1985 Sam Vincent, G  
1986 Scott Skiles, G  
1990 Steve Smith, G  
1991 Steve Smith, G  
1992 Mike Peplowski, C





## HONORS &amp; AWARDS



**Jaren Jackson Jr. was named the Big Ten Freshman of the Year and Defensive Player of the Year in 2018, marking the first time since 2007 a player won both awards in the same season.**

1994	Shawn Respert, G
1995	Shawn Respert, G
1998	Mateen Cleaves, G
1999	Mateen Cleaves, G
2000	Morris Peterson, F
	Mateen Cleaves, G
2001	Morris Peterson, F
	Charlie Bell, G (M)
	Jason Richardson, G/F
2002	Marcus Taylor, G
2004	Paul Davis, C
2007	Drew Neitzel, G
2008	Drew Neitzel, G (C)
2009	Kalin Lucas, G
2010	Kalin Lucas, G
2012	Draymond Green, F
2014	Gary Harris, G
2016	Denzel Valentine, G
2018	Miles Bridges, G/F
2019	Cassius Winston, G
2020	Cassius Winston, G

## SECOND TEAM

1953	Al Ferrari, G
1955	Al Ferrari, G
1954	Julius McCoy, F
1958	Robert Anderegg, F
	Jack Quiggalea, G
1959	Robert Anderegg, F
1960	Lance Olson, F
1964	George (Pete) Gent, F
1965	Stanley Washington, F
1966	William Curtis, C
1967	Matthew Aitch, C
	Lee Lafayette, C
1968	Lee Lafayette, C
1977	Greg Kelsner, F
1978	Greg Kelsner, F
1981	Kevin Smith, G
1983	Sam Vincent, G
1985	Scott Skiles, G
1986	Darryl Johnson, G
1987	Darryl Johnson, G
1990	Kirk Manns, G
1993	Shawn Respert, G
1995	Eric Snow, G
1996	Quinton Brooks, F
2001	Charlie Bell, G (C)
	Andre Hutson, F
2003	Chris Hill, G
2004	Chris Hill, G
2005	Alan Anderson, F (M)
	Maurice Ager, G (C)
2006	Maurice Ager, G (M)
	Shannon Brown, G
	Paul Davis, C
2008	Drew Neitzel, G (M)
	Raymar Morgan, F
2009	Goran Suton, C
2011	Kalin Lucas, G
2013	Gary Harris, G
	Adreian Payne, F
	Keith Appling, G (C)
2014	Adreian Payne, F
2015	Branden Dawson, F
2016	Bryn Forbes, G
	Matt Costello, F (M)
2017	Miles Bridges, G/F
2020	Xavier Tillman Sr., F

## THIRD TEAM

1958	Larry Hedden, F
1962	George (Pete) Gent, F
1963	George (Pete) Gent, F
1964	Stanley Washington, F

1982	Kevin Smith, G
1983	Kevin Willis, C
1984	Sam Vincent, G
1986	Darryl Johnson, G
1989	Steve Smith, G
1992	Shawn Respert, G
	Mark Montgomery, G
1993	Mike Peplowski, C
1995	Jamie Feick, C
1997	Antonio Smith, F
1998	Antonio Smith, F
1999	Antonio Smith, F
2000	Charlie Bell, G
2002	Adam Ballinger, F (M)
2004	Kelvin Torbert, G (M)
2005	Alan Anderson, F (C)
	Maurice Ager, G (M)
	Paul Davis, C
2006	Maurice Ager, G (C)
2010	Draymond Green, F
	Raymar Morgan, F (C)
2011	Draymond Green, F
2012	Keith Appling, G
2013	Keith Appling, G (M)
2015	Travis Trice, G
	Denzel Valentine, G
2016	Matt Costello, F (C)
2018	Jaren Jackson Jr., F
	Cassius Winston, G
2019	Nick Ward, F (M)
2021	Nick Ward, F
	Aaron Henry, F

2011	Draymond Green, F
2012	Keith Appling, G
2013	Keith Appling, G (M)
2015	Travis Trice, G
	Denzel Valentine, G
2016	Matt Costello, F (C)
2018	Jaren Jackson Jr., F
	Cassius Winston, G
2019	Nick Ward, F (M)
2021	Nick Ward, F
	Aaron Henry, F

## HONORABLE MENTION

2019	Kenny Goins, F
	Matt McQuaid, G

C-Coaches; M-Media

## BIG TEN COACH OF THE YEAR

1978	Jud Heathcote
1986	Jud Heathcote
1998	Tom Izzo
2009	Tom Izzo
2012	Tom Izzo

## BIG TEN FRESHMAN OF THE YEAR

2013	Gary Harris, G
2017	Miles Bridges, G/F
2018	Jaren Jackson Jr., F

## BIG TEN DEFENSIVE PLAYER OF THE YEAR

1990	Ken Redfield, F
1995	Eric Snow, G
2009	Travis Walton, G
2018	Jaren Jackson Jr., F
2020	Xavier Tillman Sr., F

## BIG TEN SIXTH MAN OF THE YEAR

2010	Draymond Green, F
2019	Xavier Tillman Sr., F

## BIG TEN SCORING CHAMPIONS

(Conference game average)

1972	Mike Robinson (27.2 ppg)
1973	Mike Robinson (26.7 ppg)
1975	Terry Furlow (20.2 ppg)
1976	Terry Furlow (31.0 ppg)
1980	Jay Vincent (22.1 ppg)
1981	Jay Vincent (24.1 ppg)
1985	Sam Vincent (23.7 ppg)
1986	Scott Skiles (29.1 ppg)
1991	Steve Smith (23.2 ppg)
1995	Shawn Respert (25.5 ppg)
2002	Marcus Taylor (17.7 ppg)
2016	Denzel Valentine (19.2 ppg)

## BIG TEN ALL-FRESHMAN TEAM

2004	Shannon Brown, G
2005	Drew Neitzel, G
2007	Raymar Morgan, F
2009	Delvon Roe, F
2012	Branden Dawson, G
2013	Gary Harris, G
2017	Miles Bridges, G/F
2018	Jaren Jackson Jr., F
2020	Mark "Rocket" Watts, G

## BIG TEN ALL-DEFENSIVE TEAM

2006	Shannon Brown, G
2007	Travis Walton, G
2008	Travis Walton, G
2009	Travis Walton, G
2011	Delvon Roe, F
2012	Draymond Green, F
2014	Gary Harris, G
2015	Branden Dawson, F
2019	Matt McQuaid, G
2020	Xavier Tillman Sr., F
2021	Aaron Henry, F

## HONORS & AWARDS

### BIG TEN PLAYER OF THE WEEK

Feb. 28, 1983	Scott Skiles
March 7, 1983	Scott Skiles
Feb. 4, 1985	Sam Vincent
March 4, 1985	Sam Vincent
Jan. 20, 1986	Scott Skiles
Feb. 3, 1986	Scott Skiles
Feb. 17, 1986	Darryl Johnson
Dec. 7, 1988	Steve Smith
Dec. 20, 1988	Steve Smith
Jan. 31, 1989	Kirk Manns
Dec. 4, 1989	Steve Smith
Feb. 13, 1990	Kirk Manns
March 6, 1990	Steve Smith
March 13, 1990	Steve Smith
Jan. 15, 1991	Mike Peplowski
Jan. 22, 1991	Steve Smith
Dec. 23, 1991	Mike Peplowski
Feb. 17, 1992	Mike Peplowski
Dec. 14, 1992	Mike Peplowski
Feb. 28, 1994	Shawn Respert
Jan. 9, 1995	Eric Snow
Jan. 17, 1995	Shawn Respert
Jan. 30, 1995	Shawn Respert
Feb. 27, 1995	Eric Snow
March 13, 1995	Shawn Respert
Jan. 19, 1998	Mateen Cleaves
Feb. 2, 1998	Mateen Cleaves
Jan. 4, 1999	Morris Peterson
Jan. 24, 1999	Mateen Cleaves
Jan. 10, 2000	Morris Peterson
Feb. 7, 2000	Morris Peterson
Feb. 21, 2000	Mateen Cleaves
Nov. 20, 2000	Charlie Bell
Dec. 31, 2000	Charlie Bell
Jan. 15, 2001	Jason Richardson
Feb. 19, 2001	Jason Richardson
Feb. 25, 2002	Adam Ballinger
March 4, 2002	Marcus Taylor
Jan. 27, 2003	Chris Hill
Jan. 19, 2004	Paul Davis
Feb. 2, 2004	Paul Davis
Dec. 13, 2004	Paul Davis
March 7, 2005	Alan Anderson
Nov. 28, 2005	Paul Davis
Dec. 26, 2005	Shannon Brown
Jan. 16, 2006	Paul Davis
March 6, 2006	Paul Davis
Nov. 20, 2006	Drew Neitzel
Nov. 27, 2006	Drew Neitzel
Feb. 26, 2007	Drew Neitzel
Nov. 19, 2007	Raymar Morgan
Jan. 7, 2008	Raymar Morgan
Jan. 28, 2008	Drew Neitzel
March 3, 2008	Goran Suton
Jan. 5, 2009	Raymar Morgan
Jan. 12, 2009	Kalin Lucas
Feb. 16, 2009	Delvon Roe
Feb. 1, 2010	Durrell Summers
March 1, 2010	Raymar Morgan
Nov. 29, 2010	Kalin Lucas
Jan. 17, 2011	Draymond Green
Dec. 5, 2011	Keith Appling
Dec. 12, 2011	Draymond Green
Jan. 2, 2012	Keith Appling
Jan. 30, 2012	Draymond Green
Feb. 13, 2012	Draymond Green
Feb. 20, 2012	Draymond Green
Dec. 24, 2012	Derrick Nix
Feb. 4, 2013	Keith Appling
Nov. 18, 2013	Adreian Payne
Dec. 23, 2013	Adreian Payne
Dec. 30, 2013	Keith Appling
Nov. 17, 2014	Travis Trice

Jan. 12, 2015
Feb. 2, 2015
Nov. 23, 2015
Dec. 28, 2015
Feb. 8, 2016
Feb. 15, 2016
Feb. 27, 2017
Dec. 26, 2017
Jan. 2, 2018
Feb. 12, 2018
Nov. 26, 2018
Dec. 31, 2018
Jan. 7, 2019
Jan. 21, 2019
Jan. 28, 2019
Feb. 25, 2019
Jan. 6, 2020
March 2, 2020
March 9, 2020
March 8, 2021

Travis Trice
Branden Dawson
Denzel Valentine
Bryn Forbes
Denzel Valentine
Denzel Valentine
Nick Ward
Miles Bridges
Nick Ward
Miles Bridges
Cassius Winston
Cassius Winston
Nick Ward
Cassius Winston
Cassius Winston
Cassius Winston
Cassius Winston
Cassius Winston
Aaron Henry

1979	Earvin Johnson (Midwest)
	Greg Kelser (Midwest)
1986	Scott Skiles (Midwest)
1990	Steve Smith (Southeast)
1999	Mateen Cleaves (Midwest)
	A.J. Granger (Midwest)
	Morris Peterson (Midwest)
2000	Mateen Cleaves (Midwest)
	A.J. Granger (Midwest)
	Andre Hutson (Midwest)
	Morris Peterson (Midwest)
2001	Charlie Bell (South)
	David Thomas (South)
2003	Paul Davis (South)
	Erazem Lorbek (South)
2005	Maurice Ager (Austin)
	Shannon Brown (Austin)
	Paul Davis (Austin)
2009	Kalin Lucas (Midwest)
	Goran Suton (Midwest)
	Travis Walton (Midwest)
2010	Draymond Green (Midwest)
	Durrell Summers (Midwest)
2012	Draymond Green (West)
2014	Gary Harris (East)
	Adreian Payne (East)
2015	Travis Trice (East)
	Denzel Valentine (East)
2019	Xavier Tillman (East)
	Cassius Winston (East)

### NCAA REGIONAL MOST OUTSTANDING PLAYER

1979	Greg Kelser (Midwest)
1999	Morris Peterson (Midwest)
2000	Morris Peterson (Midwest)
2001	Charlie Bell (South)
2005	Shannon Brown (Austin)
2009	Goran Suton (Midwest)
2010	Durrell Summers (Midwest)
2015	Travis Trice (East)
2019	Cassius Winston (East)

### BIG TEN FRESHMAN OF THE WEEK

Jan. 30, 2012
Nov. 19, 2012
Dec. 10, 2012
Feb. 18, 2013
Feb. 1, 2016
Nov. 14, 2016
Nov. 28, 2016
Dec. 5, 2016
Dec. 26, 2016
Jan. 2, 2017
Jan. 16, 2017
Jan. 30, 2017
Feb. 20, 2017
Feb. 27, 2017
Nov. 27, 2017
Dec. 11, 2017
Jan. 15, 2018
Jan. 29, 2018
Nov. 18, 2019
March 9, 2020

Branden Dawson
Gary Harris
Gary Harris
Gary Harris
Gary Harris
Deyonta Davis
Miles Bridges
Miles Bridges
Nick Ward
Nick Ward
Nick Ward
Miles Bridges
Miles Bridges
Miles Bridges
Nick Ward
Jaren Jackson Jr.
Jaren Jackson Jr.
Jaren Jackson Jr.
Jaren Jackson Jr.
Malik Hall
Mark "Rocket" Watts

### NCAA ALL-TOURNAMENT TEAM

1957
1979
2000
2009

Johnny Green
Earvin Johnson
Greg Kelser
Charlie Bell
Mateen Cleaves
A.J. Granger
Morris Peterson
Kalin Lucas
Goran Suton

### FINAL FOUR MOST OUTSTANDING PLAYER

1979
2000

Earvin Johnson
Mateen Cleaves

### NCAA TOURNAMENT ALL-REGIONAL TEAM

1957
1959
1978

Johnny Green (Midwest)
Jack Quiggle (Midwest)
Bob Anderegg (Midwest)
Johnny Green (Midwest)
Earvin Johnson (Midwest)
Greg Kelser (Midwest)



Shannon Brown earned Most Outstanding Player honors at the 2005 Austin Regional, leading MSU to wins over Duke and Kentucky.



## MOST VALUABLE PLAYER

(Chicago Tribune Award - Team Vote)

1951	James Snodgrass
1952	William Bower
1953	Al Ferrari
1954	Al Ferrari
1955	Al Ferrari
1956	Julius McCoy
1957	George Ferguson
1958	Johnny Green
1959	Johnny Green
1960	Horace Walker
1961	Arthur Schwarm
1962	George (Pete) Gent
1963	Edward (Ted) Williams
1964	Frederick Thomann
1965	Stanley Washington
1966	Stanley Washington
1967	Matthew Aitch
1968	Lee Lafayette
1969	Lee Lafayette
1970	Ralph Simpson
1971	Bill Kilgore
1972	Bill Kilgore
1973	Bill Kilgore
1974	Michael Robinson
1975	Lindsay Hairston
1976	Terry Furlow
1977	Robert Chapman
1978	Greg Kelsner
1979	Earvin Johnson
1980	Jay Vincent
1981	Jay Vincent
1982	Kevin Smith
1983	Sam Vincent
1984	Sam Vincent
1985	Sam Vincent
1986	Scott Skiles
1987	Darryl Johnson
1988	Carlton Valentine
1989	Steve Smith
1990	Steve Smith
1991	Steve Smith
1992	Dwayne Stephens
1993	Mike Peplowski
1994	Shawn Respert
1995	Shawn Respert
1996	Quinton Brooks
1997	Ray Weathers
1998	Mateen Cleaves
1999	Mateen Cleaves
2000	Mateen Cleaves
2001	Morris Peterson
	Andre Hutson
2002	Jason Richardson
2003	Marcus Taylor
	Alan Anderson
	Chris Hill
2004	Paul Davis
2005	Alan Anderson
2006	Maurice Ager
	Shannon Brown
	Paul Davis
2007	Drew Neitzel
2008	Drew Neitzel
	Raymar Morgan
2009	Kalin Lucas
2010	Kalin Lucas
2011	Raymar Morgan
2012	Kalin Lucas
	Draymond Green



Kalin Lucas was a three-time team selection for Team MVP.

2013	Gary Harris
2014	Gary Harris
2015	Travis Trice
2016	Denzel Valentine
2017	Miles Bridges
2018	Miles Bridges
2019	Cassius Winston
2020	Cassius Winston
2021	Aaron Henry

## MOST VALUABLE PLAYER

(Charles S. Phillips Award - Media Vote)

1951	Ray Steffen
1952	William Bower
1953	Al Ferrari
1954	Al Ferrari
1955	Al Ferrari
1956	Julius McCoy
1957	Jack Quiggle
1958	Johnny Green
1959	Johnny Green
1960	Horace Walker
1961	Arthur Schwarm
1962	George (Pete) Gent
1963	Edward (Ted) Williams
1964	George (Pete) Gent
1965	William Curtis
1966	Stanley Washington
1967	Matthew Aitch
1968	Lee Lafayette
1969	Lee Lafayette
1970	Ralph Simpson
1971	William Kilgore
1972	Michael Robinson
1973	Michael Robinson
1974	Michael Robinson
1975	Lindsay Hairston
1976	Terry Furlow
1977	Greg Kelsner
1978	Earvin Johnson
1979	Earvin Johnson
	Greg Kelsner
1980	Jay Vincent
1981	Jay Vincent
1982	Kevin Smith
1983	Scott Skiles
1984	Sam Vincent
1985	Sam Vincent

## HONORS & AWARDS

1986	Scott Skiles
1987	Darryl Johnson
1988	Ken Redfield
1989	Steve Smith
1990	Steve Smith
1991	Steve Smith
1992	Mike Peplowski
1993	Shawn Respert
1994	Shawn Respert
1995	Shawn Respert
	Eric Snow
1996	Quinton Brooks
1997	Ray Weathers
1998	Mateen Cleaves
1999	Mateen Cleaves
2000	Mateen Cleaves
	Morris Peterson
2001	Charlie Bell
	Andre Hutson
2002	Marcus Taylor
2003	Chris Hill
2004	Paul Davis
2005	Alan Anderson
2006	Paul Davis
2007	Drew Neitzel
2008	Drew Neitzel
2009	Kalin Lucas
2010	Draymond Green
2011	Kalin Lucas
2012	Draymond Green
2013	Keith Appling
2014	Gary Harris
2015	Brandon Dawson
	Denzel Valentine
2016	Denzel Valentine
2017	Miles Bridges
2018	Miles Bridges
2019	Cassius Winston
2020	Xavier Tillman Sr.
	Cassius Winston
2021	Aaron Henry

## JOHN E. BENINGTON BEST DEFENSIVE PLAYER

1977	James Coutre
1978	Robert Chapman
1979	Earvin Johnson
1980	Terry Donnelly
1981	Rick Kaye
1982	Ben Tower
1983	Ben Tower
1984	Ben Tower
1985	Richard Mudd
1986	Barry Fordham
1987	Vernon Carr
1988	Ed Wright
1989	Ken Redfield
1990	Ken Redfield
1991	Dwayne Stephens
1992	Mark Montgomery
1993	Dwayne Stephens
1994	Eric Snow
1995	Eric Snow
1996	Daimon Beathia
1997	Ray Weathers
1998	Charlie Bell
	Mateen Cleaves
	Antonio Smith
1999	Charlie Bell
2000	Charlie Bell
2001	Charlie Bell
	Andre Hutson



## HONORS & AWARDS

2002	Alan Anderson	1997	Kevin Torbert
2003	Kelvin Torbert	2000	Kelvin Torbert
2004	Kelvin Torbert	2001	Alan Anderson
2005	Kelvin Torbert	2002	Shannon Brown
2006	Travis Walton	2003	Travis Walton
2007	Travis Walton	2004	Chris Allen
2008	Travis Walton	2005	Raymar Morgan
2009	Chris Allen	2006	Keith Appling
2010	Keith Appling	2007	Keith Appling
2011	Keith Appling	2008	Keith Appling
2012	Gary Harris	2009	Branden Dawson
2013	Branden Dawson	2010	Gary Harris
2014	Branden Dawson	2011	Branden Dawson
2015	Lourawls Nairn Jr.	2012	Eron Harris
2016	Eron Harris	2013	Eron Harris
2017	Matt McQuaid	2014	Matt McQuaid
2018	Joshua Langford	2015	Matt McQuaid
2019	Matt McQuaid	2016	Xavier Tillman Sr.
2020	Matt McQuaid	2017	Marcus Bingham Jr.
2021	Xavier Tillman Sr.	2018	Aaron Henry
	Marcus Bingham Jr.		
	Aaron Henry		

### ACADEMIC ALL-BIG TEN

1966	Bill Curtis	1997	Steve Rymal
1968	Steve Rymal	2000	Ralph Simpson
1970	Ralph Simpson	2001	Terry Donnelly
1978	Terry Donnelly	2002	Greg Kelsner
1979	Greg Kelsner	2003	Mark Montgomery
1990	Mark Montgomery	2004	Matt Steigenga
1991	Matt Steigenga	2005	Mark Montgomery
1992	Mark Montgomery	2006	Mike Peplowski
1993	Mike Peplowski	2007	Dan Chapman
1994	Dan Chapman	2008	Trevor Bohnhoff
1995	Trevor Bohnhoff	2009	Dan Chapman
1996	Dan Chapman	2010	Matt Costello
	Matt Costello	2011	Colby Wollenman
	Colby Wollenman	2012	Matt Costello
	Matt Costello	2013	Colby Wollenman
	Colby Wollenman	2014	Colby Wollenman
	Colby Wollenman	2015	Colby Wollenman
	Colby Wollenman	2016	Colby Wollenman
	Colby Wollenman	2017	Colby Wollenman
	Colby Wollenman	2018	Colby Wollenman
	Colby Wollenman	2019	Colby Wollenman
	Colby Wollenman	2020	Colby Wollenman
	Colby Wollenman	2021	Colby Wollenman



Matt Costello was a three-time Academic All-Big Ten selection.

Steve Polonowski	Joshua Langford
Steve Polonowski	Foster Loyer
Mat Ishbia	Julius Marble II
Jason Andreas	Rocket Watts
Mat Ishbia	

### BIG TEN DISTINGUISHED SCHOLAR

2014	Colby Wollenman
2015	Colby Wollenman
2016	Colby Wollenman
2020	Xavier Tillman Sr.

### ACADEMIC ALL-DISTRICT

1990	Matt Steigenga
2003	Chris Hill
2004	Chris Hill
2005	Chris Hill
2008	Chris Hill
2015	Drew Neitzel
2016	Colby Wollenman
2020	Colby Wollenman
2021	Xavier Tillman Sr.
	Joey Hauser

### MOST IMPROVED PLAYER

1963	William Berry
1964	Stanley Washington
1965	Edward (Ted) Cray
1966	Matthew Aitch
1967	Heywood Edwards
1968	James Gibbons
1969	Tom Lick
1970	Rudy Benjamin
1971	Paul Dean
1972	Gary Ganakas
1973	Benny White
1974	Lindsay Hairston
1975	William Glover
1976	Dan Riewald
1977	Ronald Charles
1978	Michael Brkovich
1979	Terry Donnelly
1980	Ronald Charles
1981	Ben Tower
1982	Kevin Willis
1983	Kevin Willis
1984	Larry Polec
1985	Sam Vincent
1986	Darryl Johnson
1987	Carlton Valentine
1988	George Papadakos
1989	Kirk Manns
1990	Kirk Manns
1991	Mark Montgomery
1992	Dwayne Stephens
1993	Eric Snow
1994	Anthony Miller
1995	Jamie Feick
1996	Ray Weathers
1997	Antonio Smith
1998	Mateen Cleaves
1999	Morris Peterson
2000	Jason Klein
2001	Morris Peterson
2002	A.J. Granger
2003	Charlie Bell
2004	Jason Andreas
	Adam Ballinger
	Kelvin Torbert
	Maurice Ager
	Kelvin Torbert



## HONORS &amp; AWARDS

2005	Maurice Ager
2006	Shannon Brown
2007	Goran Suton
2008	Kalin Lucas
2009	Delvon Roe
	Durrell Summers
2010	Draymond Green
2011	Mike Kebler
2012	Derrick Nix
2013	Adreian Payne
2014	Denzel Valentine
2015	Denzel Valentine
2016	Bryn Forbes
	Matt Costello
2017	Alvin Ellis III
	Nick Ward
2018	Xavier Tillman Sr.
2019	Xavier Tillman Sr.
2020	Gabe Brown
2021	Gabe Brown
	Julius Marble II

STEPHEN G. SCOFES  
INSPIRATIONAL  
PLAYER\*

1963	William Schwarz
1964	Marcus Sanders
1965	John Shick
1966	Edward (Ted) Crary
1967	Edward (Ted) Crary
1968	Gerald Geistler
1969	John Holms
1970	Steve Kirkpatrick
1971	Ronald Gutkowski
1972	Ronald Gutkowski
1973	Gary Ganakas
1974	Robert (Joe) Shackleton
1975	Lovelle Rivers
1976	Benny White
1977	Edgar Wilson
1978	Dan Riewald
	Alfred Brown
1979	Mike Longaker
1980	Mike Longaker
1981	Mike Brkovich
1982	Derek Perry
1983	Derek Perry
1984	Ben Tower
1985	Scott Skiles
1986	Larry Polec
1987	Barry Fordham
1988	Todd Wolfe
1989	Todd Wolfe
1990	Todd Wolfe
1991	Mike Peplowski
1992	Matt Steigenga
1993	Mike Peplowski
1994	Kris Weshinsky
1995	Eric Snow
1996	David Hart
1997	Steve Polonowski
1998	DuJuan Wiley
1999	Antonio Smith
2000	Mateen Cleaves
2001	Brandon Smith
	David Thomas
2002	Mat Ishbia
2003	Adam Wolfe
2004	Jason Andreas
2005	Delco Rowley
2006	Delco Rowley
2007	Travis Walton
2008	Travis Walton

2009	Travis Walton
2010	Isaiah Dahlman
2011	Draymond Green
2012	Draymond Green
	Austin Thornton
2013	Derrick Nix
2014	Denzel Valentine
2015	Lourawls Nairn Jr.
2016	Lourawls Nairn Jr.
2017	Lourawls Nairn Jr.
2018	Lourawls Nairn Jr.
2019	Joshua Langford
2020	Kyle Ahrens
	Cassius Winston
2021	Joshua Langford

\* Sportsmanship Award prior to 1995

## UNSUNG PLAYER

1989	Jim Sarkine
1990	Dave Mueller
1991	Jeff Casler
1992	Ron Haley
1993	Jon Zulauf
1994	Erik Qualman
1995	Mark Prylow
1996	Antonio Smith
1997	Morris Peterson
1998	Andre Hutson
	Jason Klein
1999	Andre Hutson
2000	Andre Hutson
	A.J. Granger
2001	David Thomas
2002	Tim Bograkovs
	Chris Hill
2003	Jason Andreas
2004	Tim Bograkovs
	Rashi Johnson
2005	Tim Bograkovs
2006	Delco Rowley
	Matt Trannon
2007	Drew Naymick
2008	Drew Naymick
2009	Isaiah Dahlman
	Idong Ibok
2010	Isaiah Dahlman
2011	Mike Kebler
2012	Anthony Ianni
	Derrick Nix
2013	Denzel Valentine
2014	Denzel Valentine
2015	Colby Wollenman
2016	Colby Wollenman
2017	Matt Van Dyk



Lourawls "Tum Tum" Nairn Jr. won the Inspirational Player Award four times.



Xavier Tillman was the recipient of the team's Scholar-Athlete Award in 2019 and 2020.

2018	Ben Carter
	Xavier Tillman
2019	Kyle Ahrens
	Conner George
2020	Kyle Ahrens
2021	Foster Loyer

CHAIRMAN OF THE  
BOARDS

1996	Jamie Feick
2000	Morris Peterson
2001	Andre Hutson
	Zach Randolph
2002	Adam Ballinger
2003	Aloysius Anagonye
2004	Paul Davis
2005	Paul Davis
2006	Paul Davis
2007	Goran Suton
2008	Goran Suton
2009	Goran Suton
2010	Draymond Green
2011	Draymond Green
2012	Draymond Green
2013	Adreian Payne
2014	Brandon Dawson
	Adreian Payne
2015	Denzel Valentine
2016	Brandon Dawson
2017	Matt Costello
2018	Miles Bridges
2019	Nick Ward
2020	Kenny Goins
2021	Xavier Tillman Sr.
	Joey Hauser
	Aaron Henry

SCHOLAR-ATHLETE  
AWARD

1996	Steve Nicodemus
	Steve Polonowski
1997	Steve Polonowski
1998	A.J. Granger
1999	Charlie Bell
2000	A.J. Granger
2001	Jason Andreas
2002	Jason Andreas
2003	Chris Hill
2004	Chris Hill
2005	Chris Hill
	Drew Naymick

## HONORS & AWARDS

2006	Drew Naymick
2007	Jacob Hannon
2008	Drew Naymick
	Tom Herzog
	Drew Naymick
	Drew Neitzel
2009	Tom Herzog
	Idong Ibok
	Mike Kebler
2010	Tom Herzog
	Mike Kebler
2011	Mike Kebler
2012	Adreian Payne
2013	Adreian Payne
2014	Colby Wollenman
2015	Colby Wollenman
2016	Colby Wollenman
2017	Matt Van Dyk
2018	Kyle Ahrens
2019	Xavier Tillman Sr.
2020	Xavier Tillman Sr.
2021	Foster Loyer

### DISTINGUISHED SPARTAN AWARD

1997	Rickey Ayala
1998	Julius McCoy
1999	Robin Roberts
2000	Horace Walker
2001	Johnny Green
2002	Gus Ganakas
2003	Lance Olson
2004	Greg Kelsner
2005	Peter Gent
2006	Kevin Willis
2007	Michael Longaker
2009	Jay Vincent

### ANTONIO SMITH GLUE AND GUTS AWARD

2001	Aloysius Anagonye
	Andre Hutson
2002	Aloysius Anagonye
2003	Aloysius Anagonye
2004	Tim Bograkos
2005	Tim Bograkos
2006	Matt Trannon
2007	Travis Walton
2008	Travis Walton



Aloysius Anagonye won the first three Antonio Smith Glue and Guts Awards.

2009	Travis Walton
2010	Draymond Green
2011	Draymond Green
	Delvon Roe
2012	Draymond Green
2013	Derrick Nix
2014	Keith Appling
	Branden Dawson
	Lourawls Nairn Jr.
2015	Denzel Valentine
	Denzel Valentine
2016	Eron Harris
2017	Lourawls Nairn Jr.
2018	Kyle Ahrens
2019	Xavier Tillman Sr.
2020	Malik Hall
2021	Foster Loyer

### TIM BOGRAKOS WALK-ON AWARD

2007	Jacob Hannon
2008	Mike Kebler
2009	Jon Crandell
2010	Jon Crandell
2011	Anthony Ianni
2012	Dan Chapman
2013	Dan Chapman
2014	Keenan Wetzel
	Colby Wollenman
2015	Trevor Bohnhoff
	Matt Van Dyk
2016	Matt Van Dyk
2017	Conner George
2018	Jack Hoiberg
2019	Jack Hoiberg
	Brock Washington
2020	Jack Hoiberg
2021	Jack Hoiberg

### MSU ATHLETICS HALL OF FAME

1992	Jack Breslin
	Bob Carey
	Lynn Chadnois
	Lyman Frimodig
	Johnny Green
	Earvin Johnson
	Robin Roberts
	Chet Aubuchon
	Greg Kelsner
2000	Roger Groove
	Brad Van Pelt
2001	Jud Heathcote
	Steve Smith
	Scott Skiles
2007	Julius McCoy
2010	Mateen Cleaves
2011	Shawn Respert
2012	Morris Peterson
2013	Charlie Bell
2015	Mike Robinson
2019	

### GEORGE ALDERTON ATHLETE OF THE YEAR

(Presented to the top male athlete at MSU)	
1985	Sam Vincent
1986	Scott Skiles
1991	Steve Smith
1995	Shawn Respert
1999	Mateen Cleaves

2000	Mateen Cleaves
2012	Draymond Green
2016	Denzel Valentine
2018	Miles Bridges
2019	Cassius Winston
2020	Cassius Winston

### JESSE OWENS BIG TEN MALE ATHLETE OF THE YEAR

2012	Draymond Green
2016	Denzel Valentine

### BIG TEN CONFERENCE MEDAL OF HONOR

(Presented at each conference institution for outstanding achievement in academics and athletics)

1959	Robert Anderegg
1964	George (Pete) Gent
1979	Greg Kelsner
1981	Jay Vincent
2005	Chris Hill
2008	Drew Neitzel
2020	Cassius Winston

### DR. JAMES FEURIG ACHIEVEMENT & SERVICE AWARD

(Presented to a graduating senior for athletic and academic success, who demonstrates involvement in school/campus and community activities)

1980	Michael Longaker
1987	Barry Fordham
1992	Matt Steigenga

### CHESTER BREWER LEADERSHIP AWARD

(Presented to a graduating senior for athletic and academic achievement and for possessing a high degree of character, leadership qualities and skill)

1957	Pat Wilson
1968	John Bailey
1980	Terry Donnelly
1995	Eric Snow
2021	Joshua Langford



Charlie Bell was inducted into the Michigan State Athletics Hall of Fame in 2015.





## SPARTAN NBA DRAFT PICKS



Gary Harris was selected by the Denver Nuggets in the first round of the 2014 NBA Draft.



Draymond Green was selected by Golden State in the second round of the 2012 NBA Draft.



Jaren Jackson Jr. and Miles Bridges were selected in the first round of the 2018 NBA Draft.

1952

Gordon Stauffer - Indianapolis

1955

Al Ferrari - Milwaukee - 3rd Rd. (Pick 15)  
Bob Armstrong - Rochester - 12th Rd. (Pick 87)

1956

Julius McCoy - St. Louis - 7th Rd. (Pick 50)

1957

George Ferguson - Milwaukee - 7th Rd. (Pick 51)

1958

Jack Quiggle - Detroit - 8th Rd. (Pick 58)

1959

Johnny Green - New York - 1st Rd. (Pick 5)  
Bob Anderegg - New York - 3rd Rd. (Pick 20)

1960

Horace Walker - St. Louis - 4th Rd. (Pick 30)

1964

Pete Gent - Baltimore - 14th Rd. (Pick 96)

1966

Stan Washington - Los Angeles - 5th Rd. (Pick 48)  
Bill Curtis - Chicago - 8th Rd. (Pick 77)

1967

Charles Smith - Baltimore - 11th Rd. (Pick 114)  
Matthew Aitch - Detroit - 13th Rd. (Pick 135)

1969

Lee Lafayette - San Francisco - 4th Rd. (Pick 50)

1971

Rudy Benjamin - San Diego - 5th Rd. (Pick 75)

1972

Ralph Simpson - Chicago - 1st Rd. (Pick 11)

1973

Bill Kilgore - Detroit - 9th Rd. (Pick 145)

1974

Mike Robinson - Cleveland - 7th Rd. (Pick 111)

1975

Lindsay Hairston - Detroit - 4th Rd. (Pick 64)

1976

Terry Furlow - Philadelphia - 1st Rd. (Pick 12)

1977

Bob Chapman - Kansas City 5th Rd. (Pick 97)

1979

Earvin Johnson - L.A. Lakers - 1st Rd. (Pick 1)  
Greg Kelsner - Detroit - 1st Rd. (Pick 4)

1980

Ron Charles - Chicago - 4th Rd. (Pick 74)

1981

Jay Vincent - Dallas - 2nd Rd. (Pick 24)  
Mike Brkovich - Milwaukee - 8th Rd. (Pick 181)

1982

Kevin Smith - Detroit - 9th Rd. (Pick 193)

1983

Derek Perry - Detroit - 6th Rd. (Pick 124)

1984

Kevin Willis - Atlanta - 1st Rd. (Pick 11)  
Ben Tower - Detroit - 9th Rd. (Pick 203)

1985

Sam Vincent - Boston - 1st Rd. (Pick 20)  
Ken Johnson - Portland - 2nd Rd. (Pick 28)

1986

Scott Skiles - Milwaukee - 1st Rd. (Pick 22)  
Larry Polec - Detroit - 7th Rd. (Pick 155)

1987

Darryl Johnson - Golden State - 3rd Rd. (Pick 58)  
Vernon Carr - Sacramento - 5th Rd. (Pick 97)

1991

Steve Smith - Miami - 1st Rd. (Pick 5)

1992

Matt Steigenga - Chicago - 2nd Rd. (Pick 52)



## SPARTANS IN THE NBA

1993

Mike Peplowski - Sacramento - 2nd Rd. (Pick 52)

1994

Anthony Miller - Golden State - 2nd Rd. (Pick 39)

1995

Shawn Respert - Portland - 1st Rd. (Pick 8)

Eric Snow - Milwaukee - 2nd Rd. (Pick 43)

1996

Jamie Feick - Philadelphia - 2nd Rd. (Pick 48)

2000

Mateen Cleaves - Detroit - 1st Rd. (Pick 14)

Morris Peterson - Toronto - 1st Rd. (Pick 21)

2001

Jason Richardson - Golden St. - 1st Rd. (Pick 5)

Zach Randolph - Portland - 1st Rd. (Pick 19)

Andre Hutson - Milwaukee - 2nd Rd. (Pick 51)

2002

Marcus Taylor - Minnesota - 2nd Rd. (Pick 51)

2005

Erazem Lorbek - Indiana - 2nd Rd. (Pick 46)

2006

Shannon Brown - Cleveland - 1st Rd. (Pick 25)

Maurice Ager - Dallas - 1st Rd. (Pick 28)

Paul Davis - L.A. Clippers - 2nd Rd. (Pick 34)

2009

Goran Suton - Utah - 2nd Rd. (Pick 50)

2012

Draymond Green - Golden State - 2nd Rd. (Pick 35)

2014

Adreian Payne - Atlanta - 1st Rd. (Pick 15)

Gary Harris - Chicago\* - 1st Rd. (Pick 19)

\* Traded to Denver on draft night.

2015

Branden Dawson - New Orleans\* - 2nd Rd. (Pick 56)

\* Traded to LA Clippers on draft night.

2016

Denzel Valentine - Chicago - 1st Rd. (Pick 14)

DeYonta Davis - Boston\* - 2nd Rd. (Pick 31)

\* Traded to Memphis on draft night.

2018

Jaren Jackson Jr. - Memphis - 1st Rd. (Pick 4)

Miles Bridges - Los Angeles Clippers\* - 1st Rd. (Pick 12)

\* Traded to Charlotte on draft night.

2020

Xavier Tillman Sr. - Sacramento Kings\* - 2nd Rd. (Pick 35)

Cassius Winston - Oklahoma City Thunder# - 2nd Rd. (Pick 53)

\* Traded to Memphis on draft night.

# Traded to Washington on draft night

## DRAYMOND GREEN

### Golden State Warriors

Draymond Green has helped lead the Golden State Warriors to three championships in the last seven seasons and was the Defensive Player of the Year in 2016-17. Individually, he has earned Second-Team All-Defense twice (2018, 2019) and has appeared in three All-Star games (2016-18). In 2016, he averaged career highs in scoring (14.0 ppg), rebounding (9.5 rpg) and assists (6.0 apg), earning Second-Team All-NBA honors, while also appearing in his first All-Star game and making the All-Defensive First Team for the second straight season. Following the season, Green won a gold medal with Team USA at the 2016 Rio Olympics. In 2014-15, his first year as a starter, Green helped lead the Golden State Warriors to an NBA title, while earning All-Defensive First Team honors in the regular season. In 2020-21, Green started in 63 games and averaged 7.0 ppg, 8.9 apg, and 7.1 rpg.



## GARY HARRIS

### Orlando Magic

In 2020-21, Gary Harris helped lead the Nuggets to a 47-25 regular season record (third best in the Western Conference) and their third playoff appearance in seven years. Harris averaged 9.7 ppg, 2.5 rpg and started in 19 games in his seventh year in the league. Harris averaged a career-best 17.5 points in his fourth season with the Denver Nuggets in 2017-18, shooting .396 from 3-point range in his third season as a full-time starter. He added 2.6 rebounds, 2.9 assists and 1.8 steals per game. Among NBA shooting guards, Harris ranked 11th in points per game (17.5), fourth in field goal percentage (48.5), 13th in 3-point percentage (39.6), and third in steals (122). Harris helped the Nuggets in the 2020-21 for a short time until he was traded to the Orlando Magic. Harris started 19 games and averaged 10.2 ppg, 2.3 apg, and 1.6 rpg for the Magic. A 2014 NBA Draft first rounder, he was traded from the Chicago Bulls to Denver on draft night.





## SPARTANS IN THE NBA

### DENZEL VALENTINE *Cleveland Cavaliers*

After missing the 2018-19 season with an ankle injury, Valentine played in 36 games in 2019-20. Despite battling injuries throughout the entirety of the season he averaged 6.8 ppg, 2.1 rpg, and 1.2 apg. He earned his first NBA start on October 26, 2017 in a game against the Atlanta Hawks. Valentine went on to start 37 games for the Bulls in 2017-18, in addition to 77 total appearances. In 2017-18, Valentine averaged career-highs across the board with 10.2 points, 5.1 rebounds, and 3.2 assists. As a rookie Valentine appeared in 57 games, averaging 5.1 points. He was selected by the Chicago Bulls with the 14th pick of the 2016 NBA Draft, becoming the highest Spartan draftee since 2001. In 2020-21 Valentine played in 62 games and averaged 6.5 ppg, 1.7 rpg, and 3.2 rpg for the Bulls. He looks to continue his success with the Cleveland Cavaliers.



### BRYN FORBES // *San Antonio Spurs*

After making a name for himself in the 2018-19 season, Forbes looked to continue his success in 2019-20. The Lansing, Mich. native started in 62 games and averaged 11.2 ppg and 38.8 percent from beyond the arc. He had a quad injury that ended his season. In 2018-19, Forbes joined Danny Green and Gary Neal as the only Spurs players to score 1,000 points and make 150 3-pointers in their first 150 games with the team, and reached 250 3-pointers made in March, 2019. Not selected in the 2016 NBA Draft, Forbes earned a spot with the San Antonio Spurs after a strong showing in the summer league. As a rookie he appeared in 36 games, and averaged double-figure minutes in six playoff appearances. Forbes is still on the Spurs but in the 2020-21 season he was on the Milwaukee Bucks. While there he averaged 10.0 ppg, 0.6 apg, and 1.6 rpg. He helped the Bucks win a championship, their first since 1971.



### MILES BRIDGES *Charlotte Hornets*

Miles Bridges was selected by the Los Angeles Clippers with the 12th pick of the first round in the 2018 NBA Draft. He was later traded to the Charlotte Hornets for the No. 11 pick. Bridges made his debut with the Hornets during the NBA Summer League, averaging 15.0 points, 8.2 rebounds and 1.8 assists in five games. During his rookie season, Bridges played in 80 games for the Hornets where he averaged 7.4 ppg and 4.0 rpg in 21.2 minutes per game. The 6-foot-7 small forward shot 46.4 percent from the field while starting 25 games. Bridges competed in the 2019 AT&T Slam Dunk Contest in Charlotte. In 2020-21, Bridges played in 66 games and averaged 12.1 ppg and 6.0 rpg.



### JAREN JACKSON JR. // *Memphis Grizzlies*

Jackson, who started in 56 games, averaged 13.8 ppg, 4.7 rpg, 1.4 bpg and was named to the NBA All-Rookie First Team in his first year with the Grizzlies. Jackson's 1.4 bpg ranked 14th in the NBA and second among rookies. Jackson was selected with the No. 4 pick in the 2018 NBA Draft, the seventh time an MSU player had been picked among the top-10 all-time and the highest pick since 1979. In 2019-20, Jackson started in 57 games and averaged 17.4 ppg and 4.6 rpg. He led the Grizzlies with an average of 1.4 bpg and was the second leading scorer. In 2020-21 he only played in 11 games, while he was out for most of the season due to injury. In those 11 games he averaged 14.4 ppg, 5.6 rpg, and 1.1 apg.





## SPARTANS IN THE NBA/NBA HONORS

### NBA Honors & Awards

#### Naismith Hall of Fame

1979	Pete Newell
2002	Magic Johnson
2016	Tom Izzo

#### NBA All-Star Selections

1962	Johnny Green
1963	Johnny Green
1965	Johnny Green
1971	Johnny Green
1972	Ralph Simpson (ABA)
1973	Ralph Simpson (ABA)
1974	Ralph Simpson (ABA)
1975	Ralph Simpson (ABA)
1976	Ralph Simpson (ABA)
1980	Magic Johnson
1982	Magic Johnson
1983	Magic Johnson
1984	Magic Johnson
1985	Magic Johnson
1986	Magic Johnson
1987	Magic Johnson
1988	Magic Johnson
1989	Magic Johnson
1990	Magic Johnson
1991	Magic Johnson
1992	Magic Johnson
1992	Kevin Willis
1998	Steve Smith
2010	Zach Randolph
2013	Zach Randolph
2016	Draymond Green
2017	Draymond Green
2018	Draymond Green



Draymond Green has been selected to the NBA All-Star Game three times.

#### NBA All-Star Game MVP

1990	Magic Johnson
1992	Magic Johnson

#### NBA Championships

1980	Magic Johnson
1982	Magic Johnson
1985	Magic Johnson
1986	Sam Vincent



Magic Johnson won three NBA MVP awards with the Los Angeles Lakers.

1987	Magic Johnson
1988	Magic Johnson
1997	Matt Steigenga
2003	Steve Smith
	Kevin Willis
2009	Shannon Brown
2010	Shannon Brown
2015	Draymond Green
2017	Draymond Green
2018	Draymond Green

#### NBA MVP

1987	Magic Johnson
1989	Magic Johnson
1990	Magic Johnson

#### NBA Finals MVP

1980	Magic Johnson
1982	Magic Johnson
1987	Magic Johnson

#### NBA Most Improved Player

1991	Scott Skiles
2004	Zach Randolph

#### NBA Defensive Player of the Year Award

2017	Draymond Green
------	----------------

#### All-NBA

1972	Ralph Simpson (ABA 2nd Team)
1973	Ralph Simpson (ABA 2nd Team)
1976	Ralph Simpson (ABA 1st Team)
1982	Magic Johnson (2nd Team)
1983	Magic Johnson (1st Team)
1984	Magic Johnson (1st Team)
1985	Magic Johnson (1st Team)
1986	Magic Johnson (1st Team)
1987	Magic Johnson (1st Team)
1988	Magic Johnson (1st Team)
1989	Magic Johnson (1st Team)
1990	Magic Johnson (1st Team)
1991	Magic Johnson (1st Team)
1992	Kevin Willis (3rd Team)
2011	Zach Randolph (3rd Team)
2016	Draymond Green (2nd Team)
2017	Draymond Green (3rd Team)

#### Slam Dunk Champion

2002	Jason Richardson
2003	Jason Richardson

#### NBA All-Rookie

1980	Magic Johnson (1st Team)
1982	Jay Vincent (1st Team)
1992	Steve Smith (1st Team)
2001	Morris Peterson (1st Team)
2002	Jason Richardson (1st Team)
2019	Jaren Jackson Jr. (1st Team)



Jaren Jackson Jr. was an NBA All-Rookie First Team selection in 2019.

#### NBA Rookie Challenge MVP

2003	Jason Richardson
------	------------------

#### NBA Rising Star All-Star Game MVP

2020	Miles Bridges
------	---------------

#### J. Walter Kennedy Citizenship Award

1992	Magic Johnson
1998	Steve Smith
2005	Eric Snow

#### NBA Sportsmanship Award

2000	Eric Snow
2002	Steve Smith

#### NBA All-Defensive Team

2003	Eric Snow (2nd Team)
2015	Draymond Green (1st Team)
2016	Draymond Green (1st Team)
2017	Draymond Green (1st Team)
2018	Draymond Green (2nd Team)

#### Mannie Jackson Basketball's Human Spirit Award

2013	Magic Johnson
2015	Steve Smith

#### NBA IBM Award

1984	Magic Johnson
------	---------------

#### NBA All-Star Weekend Shooting Stars Champion

2004	Magic Johnson
2011	Steve Smith



## NBA SPARTANS ALL-TIME STATS

**Maurice Ager**

Dallas (2006-08)  
New Jersey (2007-09)  
Minnesota (2010-11)  
**4-year NBA Avg.**  
2.1 ppg 0.6 rpg 0.2 apg

**Matthew Aitch**

Indiana (1967-68)  
**1-year NBA Avg.**  
5.6 ppg 3.6 rpg 0.4 apg

**Robert Anderegg**

New York (1959-60)  
**1-year NBA Avg.**  
4.0 ppg 2.1 rpg 0.9 apg

**Alan Anderson**

Charlotte (2005-07)  
Toronto (2011-13)  
Brooklyn (2013-15)  
Washington (2015-16)  
L.A. Clippers (2016-17)  
**8-year NBA Avg.**  
7.3 ppg 2.2 rpg 1.1 apg

**Keith Appling**

Orlando (2015-16)  
**1-year NBA Avg.**  
1.2 ppg 0.2 rpg 0.2 apg

**Chef Aubuchon**

Detroit (1946-47)  
**1-year NBA Avg.**  
2.2 ppg 0.7 apg

**Charlie Bell**

Phoenix (2001-02)  
Dallas (2001-02)  
Milwaukee (2005-10)  
Golden State (2010-11)  
**7-year NBA Avg.**  
8.5 ppg 2.2 rpg 2.3 apg

**Robert Brannum**

Sheboygan (1948-50)  
Boston (1951-55)  
**6-year NBA Avg.**  
7.4 ppg 7.0 rpg 2.1 apg

**Miles Bridges**

Charlotte (2018-21)  
**3-year NBA Avg.**  
10.8 ppg 5.1 rpg 1.7 apg

**Shannon Brown**

Cleveland (2006-08)  
Chicago (2007-08)  
Charlotte (2008-09)  
Los Angeles Lakers (2008-11)  
Phoenix (2011-13)  
San Antonio (2013-14)  
New York (2013-14)  
Miami (2014-15)  
**9-year NBA Avg.**  
7.6 ppg 1.9 rpg 1.1 apg

**Mateen Cleaves**

Detroit (2000-01)  
Sacramento (2001-03)  
Cleveland (2003-04)  
Seattle (2004-06)  
**6-year NBA Avg.**  
3.6 ppg 1.0 rpg 1.9 apg

**Matt Costello**

San Antonio (2017-18)  
**1-year NBA Avg.**  
1.0 ppg 2.3 rpg 0.5 apg

**Deyonta Davis**

Memphis (2016-18)  
**2-year NBA Avg.**  
4.3 ppg 3.2 rpg 0.4 apg

**Paul Davis**

L.A. Clippers (2006-09)  
Washington (2009-10)  
**4-year NBA Avg.**  
2.6 ppg 1.9 rpg 0.4 apg

**Branden Dawson**

L.A. Clippers (2015-16)  
**1-year NBA Avg.**  
0.8 ppg 0.3 rpg 0.0 apg

**Jamie Feick**

Charlotte (1996-97)  
San Antonio (1996-97)  
Milwaukee (1997-99)  
New Jersey (1998-2001)  
**6-year NBA Avg.**  
4.5 ppg 7.1 rpg 0.7 apg

**Al Ferrari**

St. Louis (1955-56; '58-62)  
Chicago (1962-63)  
**6-year NBA Avg.**  
6.8 ppg 2.2 rpg 2.5 apg

**Bryn Forbes**

San Antonio (2016-20)  
Milwaukee (2020-21)  
**5-year NBA Avg.**  
9.1 ppg 1.8 rpg 1.3 apg

**Terry Furlow**

Philadelphia (1976-77)  
Cleveland (1977-79)  
Atlanta (1978-80)  
Utah (1979-80)  
**4-year NBA Avg.**  
10.7 ppg 2.1 rpg 2.4 apg

**Draymond Green**

Golden State (2012-21)  
**9-year NBA Avg.**  
8.8 ppg 6.9 rpg 5.3 apg

**Johnny Green**

New York (1959-66)  
Baltimore (1965-67)  
San Diego (1967-68)  
Philadelphia (1967-69)  
Cincinnati (1969-72)  
Kansas City/Omaha (1972-73)  
**14-year NBA Avg.**  
11.6 ppg 8.6 rpg 1.4 apg

**Lindsay Hairston**

Detroit (1975-76)  
**1-year NBA Avg.**  
5.8 ppg 3.8 rpg 0.4 apg

**Gary Harris**

Denver (2014-20)  
Orlando (2020-21)  
**7-year NBA Avg.**  
11.9 ppg 2.6 rpg 2.1 apg

**Jaren Jackson Jr.**

Memphis (2018-21)  
**3-year NBA Avg.**  
15.4 ppg 4.7 rpg 1.2 apg

**Darryl Johnson**

Cleveland (1995-96)  
**1-year NBA Avg.**  
1.1 ppg 0.2 rpg 0.1 apg

**Earvin Johnson**

L.A. Lakers (1979-91; '95-96)  
**13-year NBA Avg.**  
19.5 ppg 7.2 rpg 11.2 apg

**Ken Johnson**

Portland (1985-86)  
**1-year NBA Avg.**  
4.1 ppg 3.8 rpg 0.3 apg

**Greg Kelser**

Detroit (1979-82)  
Seattle (1981-83)  
San Diego (1983-84)  
Indiana (1984-85)  
**6-year NBA Avg.**  
9.7 ppg 4.6 rpg 1.3 apg

**Kalin Lucas**

Memphis (2014-15)  
**1-year NBA Avg.**  
0.0 ppg 0.0 rpg 0.0 apg

**Matthew Mazza**

Sheboygan (1949-50)  
**1-year NBA Avg.**  
3.8 ppg 1.1 apg

**Anthony Miller**

L.A. Lakers (1994-96)  
Atlanta (1996-98; 2000-01; '04-05)  
Houston (1998-2001)  
Philadelphia (2000-01)  
**8-year NBA Avg.**  
2.8 ppg 2.7 rpg 0.4 apg

**Adreian Payne**

Atlanta (2014-15)  
Minnesota (2014-17)  
Orlando (2017-18)  
**4-year NBA Avg.**  
4.0 ppg 2.9 rpg 0.6 apg

**Mike Peplowski**

Sacramento (1993-94)  
Detroit (1994-95)  
Washington (1995-96)  
Milwaukee (1995-96)  
**3-year NBA Avg.**  
2.6 ppg 2.9 rpg 0.4 apg

**Morris Peterson**

Toronto (2000-07)  
New Orleans (2007-10)  
Oklahoma City (2010-11)  
**11-year NBA Avg.**  
10.7 ppg 3.5 rpg 1.5 apg

**Zach Randolph**

Portland (2001-07)  
New York (2007-09)  
L.A. Clippers (2008-09)  
Memphis (2009-17)  
Sacramento (2017-18)  
**17-year NBA Avg.**  
16.6 ppg 9.1 rpg 1.8 apg

**Shawn Respert**

Milwaukee (1995-97)  
Toronto (1996-98)  
Dallas (1997-98)  
Phoenix (1998-99)  
**4-year NBA Avg.**  
4.9 ppg 1.3 rpg 1.0 apg

**Jason Richardson**

Golden State (2001-07)  
Charlotte (2007-09)  
Phoenix (2008-11)  
Orlando (2010-12)  
Philadelphia (2012-15)

**14-year NBA Avg.**

17.1 ppg 5.0 rpg 2.7 apg

**Ralph Simpson**

Denver (1970-76; 77-78)  
Detroit (1976-78)  
Philadelphia (1978-79)  
New Jersey (1978-80)  
**10-year NBA Avg.**  
8.4 ppg 2.1 rpg 2.2 apg

**Scott Skiles**

Milwaukee (1986-87)  
Indiana (1987-89)  
Orlando (1989-94)  
Washington (1994-95)  
Philadelphia (1995-96)  
**10-year NBA Avg.**  
11.1 ppg 2.5 rpg 6.5 apg

**Steve Smith**

Miami (1991-95; 2004-05)  
Atlanta (1994-99)  
Portland (1999-2001)  
San Antonio (2001-03)  
New Orleans (2003-04)  
**14-year NBA Avg.**  
14.3 ppg 3.2 rpg 3.1 apg

**Eric Snow**

Seattle (1995-98)  
Philadelphia (1997-2004)  
Cleveland (2004-08)  
**13-year NBA Avg.**  
6.8 ppg 2.5 rpg 5.0 apg

**Matt Steigenga**

Chicago (1996-97)  
**1-year NBA Avg.**  
1.5 ppg 1.5 rpg 1.0 apg

**Denzel Valentine**

Chicago (2016-21)  
**4-year NBA Avg.**  
7.4 ppg 3.5 rpg 2.0 apg

**Jay Vincent**

Dallas (1981-86)  
Washington (1986-87)  
Denver (1987-89)  
San Antonio (1988-89)  
Philadelphia (1989-90)  
L.A. Lakers (1989-90)  
**9-year NBA Avg.**  
15.2 ppg 5.5 rpg 2.0 apg

**Sam Vincent**

Boston (1985-87)  
Seattle (1987-88)  
Chicago (1987-90)  
Orlando (1990-92)  
**7-year NBA Avg.**  
7.8 ppg 2.1 rpg 3.9 apg

**Horace Walker**

Chicago (1961-62)  
**1-year NBA Avg.**  
6.7 ppg 7.2 rpg 1.1 apg

**Kevin Willis**

Atlanta (1984-95; 2004-05)  
Miami (1994-96)  
Golden State (1995-96)  
Houston (1996-98; 2001-02)  
Toronto (1998-2000)  
San Antonio (2002-04)  
Dallas (2006-07)  
**20-year NBA Avg.**  
12.1 ppg 8.4 rpg 0.9 apg



## USA BASKETBALL



Draymond Green became the third Spartan to win Olympic Gold, representing Team USA at the 2016 Rio Games. He won his second in Tokyo in 2021.

### Olympic Games

Magic Johnson	1992
Steve Smith	2000
Draymond Green	2016, 2021

### Goodwill Games

Shawn Respert	1994
Tom Izzo (Asst. Coach)	2001

### World Championships

Steve Smith	1994
Mateen Cleaves	1998
Charlie Bell	2005

### Pan American Games

Jud Heathcote (Asst. Coach)	1975, 1987
Mike Peplowski	1991
Matt Steigenga	1999
Chris Hill	2003
Tom Izzo (Head Coach)	2003
Drew Neitzel	2007
Denzel Valentine	2015

### Men's Select Team

Jason Richardson	2000
Draymond Green	2014
Gary Harris	2016
Denzel Valentine	2016
Miles Bridges	2021



Earvin "Magic" Johnson won an Olympic Gold Medal with the original "Dream Team" in 1992.

### World University Games

John Benington (Head Coach)	1967
Kevin Willis	1983
Steve Smith	1989
Shawn Respert	1993
Draymond Green	2011
Adreian Payne	2013

### National Team Minicamp

Draymond Green	2015
----------------	------

### USA Hoop Summit

Zach Randolph	2000
Marcus Taylor	2000
Gary Harris	2012
Joshua Langford	2016
Jaren Jackson Jr.	2017

### U-17 World Championships

Jaren Jackson Jr.	2016
-------------------	------

### U-19 World Championships

Scott Skiles	1983
Maurice Ager	2003
Paul Davis	2003
Raymar Morgan	2007
Keith Appling	2011

### Young Men's Championship



Denzel Valentine was a member of the 2015 Pan American Games squad.



Steve Smith won gold with Team USA at the 2000 Olympic Games in Sydney, Australia.

Zach Randolph	2000
Jason Richardson	2000
Marcus Taylor	2001

### USA Youth Dev. Festival

Marcus Taylor	1998
Zach Randolph	1999
Alan Anderson	2000
Paul Davis	2001
Matt Trannon	2001
Shannon Brown	2002
Drew Naymick	2002
Drew Neitzel	2003
Isaiah Dahlman	2005
Tom Herzog	2005
Delvon Roe	2007
Korie Lucious	2007

### Under 18 National Team

Chris Allen	2006
-------------	------

### Under 16 National Team

Brandon Kearney	2009
-----------------	------

### Youth Olympic Games

Brandon Kearney	2010
-----------------	------

### USA Olympic Festival

Robert Gonzalez	1979
Ben Tower	1981
Sam Vincent	1981-82
Patrick Ford	1983
Scott Skiles	1983
Mike Peplowski	1989
Matt Steigenga	1989
Dwayne Stephens	1990
Anthony Miller	1991
Quinton Brooks	1993





## SPARTAN CAPTAINS

1898-99	*	1962-63	John Lamers	2002-03	Aloysius Anagonye
1899-00	*	1963-64	George (Pete) Gent		Adam Ballinger
1900-01	Charles Blanchard	1964-65	Marcus Sanders	2003-04	Alan Anderson
1901-02	James Cooper	1965-66	William Curtis		Jason Andreas
1902-03	Joseph Haftencamp	1966-67	Matthew Aitch		Kelvin Torbert
1903-04	Edward Balbach	1967-68	John Bailey	2004-05	Alan Anderson
1904-05	Foley Tuttle	1968-69	Lee Lafayette		Tim Bograkovs
1905-06	*	1969-70	James Gibbons		Chris Hill
1906-07	Edward Krehl		Lloyd Ward		Kelvin Torbert
1907-08	Roy Vondette	1970-71	Rudy Benjamin	2005-06	Maurice Ager
1908-09	Parnell McKerna	1971-72	Ronald Gutkowski		Shannon Brown
1909-10	Claude Hannish		Patrick Miller		Paul Davis
1910-11	Fred Busch	1972-73	Bill Kilgore		Delco Rowley
1911-12	Ralph Chamberlain	1973-74	Michael Robinson	2006-07	Drew Neitzel
1912-13	Robert Goss	1974-75	Lindsay Hairston		Travis Walton
1913-14	George Gauthier	1975-76	Terry Furlow	2007-08	Drew Neitzel
1914-15	Oscar Miller	1976-77	Robert Chapman		Travis Walton
1915-16	Lyman Frimodig	1977-78	Robert Chapman	2008-09	Kalin Lucas
1916-17	Albert McClelland		Greg Kelsner		Travis Walton
1917-18	Byron Murray	1978-79	Earvin Johnson	2009-10	Isaiah Dahlman
1918-19	Lawrence Kurtz		Greg Kelsner		Draymond Green
1919-20	George Garrett	1979-80	Ronald Charles		Kalin Lucas
1920-21	Walter Foster		Terry Donnelly		Raymar Morgan
1921-22	Lloyd Heasley	1980-81	Mike Brkovich	2010-11	Draymond Green
1922-23	Clarence Fessenden		Jay Vincent		Kalin Lucas
1923-24	Wesley Eva	1981-82	Kurt James	2011-12	Draymond Green
1924-25	Matt Nuttula		Kevin Smith		Austin Thornton
1925-26	Paul Hackett	1982-83	Bill Cawood	2012-13	Keith Appling
1926-27	Kenneth Drew		Derek Perry		Russell Byrd
1927-28	Verne Dickeson	1983-84	Benjamin Tower		Derrick Nix
1928-29	Carl Felt		Kevin Willis	2013-14	*
1929-30	James VanZylen	1984-85	Sam Vincent	2014-15	Branden Dawson
1930-31	Arthur Haga		Richard Mudd		Travis Trice
	Roger Grove	1985-86	Scott Skiles		Denzel Valentine
	Edward Scott		Larry Polec	2015-16	Matt Costello
1931-32	Dee Pinneo	1986-87	Darryl Johnson		Lourawls Nairn Jr.
1932-33	Garold McCaslin		Barry Fordham		Denzel Valentine
1933-34	Alton Kircher	1987-88	George Papadakos	2016-17	Eron Harris
1933-34	Wendall Patchett		Carlton Valentine		Lourawls Nairn Jr.
1934-35	Robert Herrick		Ed Wright	2017-18	Miles Bridges
	Milo Rouse	1988-89	Ken Redfield		Lourawls Nairn Jr.
	Arnold VanFaasen		Todd Wolfe	2018-19	Joshua Langford
1935-36	Daniel Reck	1989-90	Ken Redfield		Matt McQuaid
1936-37	Ron Garlock		Steve Smith		Cassius Winston
1937-38	Howard Kraft	1990-91	Steve Smith	2019-20	Xavier Tillman Sr.
1938-39	Leo Callahan		Matt Steigenga		Cassius Winston
1939-40	Max Dalrymple	1991-92	Mark Montgomery	2020-21	Aaron Henry
	Martin Hutt		Matt Steigenga		Joshua Langford
1940-41	Robert Phillips	1992-93	Mike Peplowski		Foster Loyer
1941-42	Chester Aubuchon		Dwayne Stephens		* - no captains selected
1942-43	Carl Petroski	1993-94	Kris Weshinsky		
1943-44	No Sched. - World War II		Shawn Respert		
1944-45	Nickolas Hashu	1994-95	Eric Snow		
1945-46	Oliver White		Shawn Respert		
1946-47	Robin Roberts	1995-96	Quinton Brooks		
1947-48	Robert Brannum		Jamie Feick		
1948-49	Robert Geahan	1996-97	Steve Polonowski		
	Jack Wulf		Antonio Smith		
1949-50	Robert Robbins	1997-98	Antonio Smith		
1950-51	James Snodgrass		Mateen Cleaves		
1951-52	Clarence (Sonny) Means	1998-99	Antonio Smith		
1952-53	Erik Furseth		Mateen Cleaves		
1953-54	Keith Stackhouse		Jason Klein		
1954-55	Albert Ferrari		Thomas Kelley		
1955-56	Walter Godfrey	1999-2000	Mateen Cleaves		
1956-57	George Ferguson		A.J. Granger		
1957-58	Jack Quiggle		Morris Peterson		
1958-59	Robert Anderegg	2000-01	Charlie Bell		
	Johnny Green		Andre Hutson		
1959-60	Lance Olson		David Thomas		
	Horace Walker	2001-02	Aloysius Anagonye		
1960-61	David Fahs		Adam Ballinger		
1961-62	Arthur Schwarm		Marcus Taylor		



Antonio Smith was a three-year captain from 1996-97 to 1998-99.



# RECORDS



# SCORING RECORDS

## INDIVIDUAL

### Career

POINTS	NO.	YEARS
1. Shawn Respert	2,531	1990-95
2. Steve Smith	2,263	1987-91
3. Scott Skiles	2,145	1982-86
4. Greg Kelsner	2,014	1975-79
5. Kalin Lucas	1,996	2007-11
6. Cassius Winston	1,969	2016-20
7. Jay Vincent	1,914	1977-81
8. Sam Vincent	1,851	1981-85
9. Terry Furlow	1,777	1972-76
10. Paul Davis	1,718	2002-06

SCORING AVG.	NO. (GMS.)	YEARS
1. Mike Robinson	24.2 (71)	1971-74
2. Shawn Respert	21.2 (119)	1990-95
3. Julius McCoy	20.9 (66)	1953-56
4. Steve Smith	18.5 (122)	1987-91
5. Scott Skiles	18.2 (118)	1982-86
6. Stan Washington	18.0 (69)	1963-66
7. Terry Furlow	17.8 (100)	1972-76
8. Greg Kelsner	17.5 (115)	1975-79
9. Pete Gent	17.4 (66)	1961-64
10. Earvin Johnson	17.1 (62)	1977-79

### Season

POINTS	NO.	YEAR
1. Scott Skiles	850	1985-86
2. Terry Furlow	793	1975-76
3. Shawn Respert	778	1993-94
4. Steve Smith	752	1990-91
5. Cassius Winston	733	2018-19
6. Shawn Respert	716	1994-95
7. Ralph Simpson	667	1969-70
8. Sam Vincent	666	1984-85
9. Morris Peterson	657	1999-2000
10. Maurice Ager	656	2005-06

#### By Class:

Fresh.: Earvin Johnson - 511 (1977-78)  
 Soph.: Ralph Simpson - 667 (1969-70)  
 Junior: Shawn Respert - 778 (1993-94)  
 Senior: Scott Skiles - 850 (1985-86)

SCORING AVG.	AVG.	YEAR
1. Terry Furlow	29.4	1975-76
2. Ralph Simpson	29.0	1969-70
3. Scott Skiles	27.4	1985-86
4. Julius McCoy	27.2	1955-56
5. Shawn Respert	25.6	1994-95
6. Mike Robinson	25.3	1972-73
7. Steve Smith	25.1	1990-91
8. Mike Robinson	24.7	1971-72
9. Shawn Respert	24.3	1993-94
10. Sam Vincent	23.0	1984-85

#### By Class:

Fresh.: Earvin Johnson - 17.0 (1977-78)  
 Soph.: Ralph Simpson - 29.0 (1969-70)  
 Junior: Mike Robinson - 25.3 (1972-73)  
 Senior: Terry Furlow - 29.4 (1975-76)

## YEAR-BY-YEAR SCORING LEADERS

Based on total points (since 1926-27)

Year	Name, Pos.	Pts. (Avg.)	Year	Name, Pos.	Pts. (Avg.)
1926-27	V. Dickeson, f	62 (NA)	1974-75	Terry Furlow, f	509 (20.4)
1927-28	V. Dickeson, f	100 (NA)	1975-76	Terry Furlow, f	793 (29.4)
1928-29	Arthur Haga, g	99 (NA)	1976-77	Greg Kelsner, f	565 (21.7)
1929-30	Roger Grove, f	91 (NA)	1977-78	Greg Kelsner, f	531 (17.7)
1930-31	Roger Grove, f	135 (NA)	1978-79	Greg Kelsner, f	602 (18.8)
1931-32	Randy Boeskool, c	80 (NA)	1979-80	Jay Vincent, c/f	582 (21.6)
1932-33	Gerald McCaslin, f	92 (NA)	1980-81	Jay Vincent, c/f	609 (22.6)
1933-34	Maurice Buysse, c	126 (NA)	1981-82	Kevin Smith, g	436 (15.6)
1934-35	Arnold Van Faasen, c	133 (NA)	1982-83	Sam Vincent, g	498 (16.6)
1935-36	Ron Garlock, g	109 (NA)	1983-84	Scott Skiles, g	405 (14.5)
1936-37	Leonard Oesterink, f	112 (NA)	1984-85	Sam Vincent, g	666 (23.0)
1937-38	George Falkowski, f	173 (NA)	1985-86	Scott Skiles, g	850 (27.4)
1938-39	George Falkowski, f	119 (NA)	1986-87	Darryl Johnson, g	618 (22.1)
1939-40	Chet Aubuchon, g	169 (NA)	1987-88	Carlton Valentine, f	371 (13.3)
1940-41	Max Hindman, f	144 (NA)	1988-89	Steve Smith, g	585 (17.7)
1941-42	Joe Gerard, f	239 (NA)	1989-90	Steve Smith, g	627 (20.2)
1942-43	John Cawood, f	118 (NA)	1990-91	Steve Smith, g	752 (25.1)
1943-44	No team due to World War II		1991-92	Shawn Respert, g	474 (15.8)
1944-45	Sam Fortino, f	203 (11.9)	1992-93	Shawn Respert, g	563 (20.1)
1945-46	Sam Fortino, f	251 (12.0)	1993-94	Shawn Respert, g	778 (24.3)
1946-47	Bob Geahan, f	235 (11.2)	1994-95	Shawn Respert, g	716 (25.6)
1947-48	Bob Brannum, c	344 (15.6)	1995-96	Quinton Brooks, f	505 (16.3)
1948-49	Bill Rapchak, f	211 (10.6)	1996-97	Ry Weathers, g	395 (13.6)
1949-50	Dan Smith, f	207 (9.4)	1997-98	Mateen Cleaves, g	484 (16.1)
1950-51	Ray Steffen, c	186 (8.9)	1998-99	Morris Peterson, f	516 (13.6)
1951-52	Keith Stackhouse, f	236 (11.8)	1999-2000	Morris Peterson, f	657 (16.8)
1952-53	Al Ferrari, f	351 (16.0)	2000-01	Jason Richardson, g	486 (14.7)
1953-54	Julius McCoy, f	409 (18.6)	2001-02	Marcus Taylor, g	488 (16.8)
1954-55	Al Ferrari, f	442 (20.1)	2002-03	Chris Hill, g	479 (13.7)
1955-56	Julius McCoy, f	600 (27.2)	2003-04	Paul Davis, c	474 (15.8)
1956-57	Jack Quiggle, g	384 (15.3)	2004-05	Maurice Ager, g	464 (14.1)
1957-58	Johnny Green, c	397 (18.0)	2005-06	Maurice Ager, g	656 (19.3)
1958-59	Bob Anderegg, f	450 (19.5)	2006-07	Drew Neitzel, g	635 (18.1)
1959-60	Horace Walker, f/c	473 (22.6)	2007-08	Raymar Morgan, f	505 (14.0)
1960-61	Dick Hall, f/c	390 (16.2)	2008-09	Kalin Lucas, g	559 (14.4)
1961-62	Pete Gent, f	311 (14.1)	2009-10	Kalin Lucas, g	490 (14.8)
1962-63	Pete Gent, f	329 (16.4)	2010-11	Kalin Lucas, g	578 (17.0)
1963-64	Pete Gent, f	506 (21.0)	2011-12	Draymond Green, f	601 (16.2)
1964-65	Stan Washington, f	490 (21.3)	2012-13	Keith Appling, g	481 (13.4)
1965-66	Stan Washington, f	397 (18.0)	2013-14	Gary Lucas, g	586 (16.7)
1966-67	Matthew Aitch, c	376 (16.3)	2014-15	Travis Trice, g	598 (15.3)
1967-68	Lee Lafayette, c/f	405 (16.8)	2015-16	Denzel Valentine, f	595 (19.2)
1968-69	Lee Lafayette, c/f	430 (18.7)	2016-17	Nick Ward, f	485 (13.9)
1969-70	Ralph Simpson, g	667 (29.0)	2017-18	Miles Bridges, f	582 (17.0)
1970-71	Rudy Benjamin, g	520 (21.2)	2018-19	Cassius Winston, g	733 (18.8)
1971-72	Mike Robinson, g	594 (24.7)	2019-20	Cassius Winston, g	558 (18.6)
1972-73	Mike Robinson, g	608 (25.3)	2020-21	Aaron Henry, f	430 (15.4)
1973-74	Mike Robinson, g	515 (22.4)			

## TEAM

### Season

TOTAL PTS	PTS.	GAMES
1. 2018-19	3,025	39
2. 1999-2000	2,889	39
2. 2013-14	2,870	38
3. 2017-18	2,807	35
4. 2015-16	2,793	35

SCORING AVG.	AVG.	GAMES
1. 1963-64	92.1 (2,211)	24
2. 1964-65	85.9 (1,977)	23
3. 1985-86	83.1 (2,576)	31
4. 1958-59	82.0 (1,886)	23
5. 1972-73	81.8 (1,964)	24

## Game

POINTS	OPPONENT	DATE
1. 121	Morehead St.	12/1/1992
2. 118	Alcorn State	12/13/2008
118	Oklahoma	12/21/1963
4. 117	Bali State	12/29/1994
5. 114	Michigan	3/4/2000

## Big Ten Game

POINTS	OPPONENT	DATE
1. 114	Michigan	3/4/2000
2. 110	Purdue	3/1/1965
3. 107	Iowa	2/15/1964
107	Indiana	1/11/1964
107	Iowa	2/22/1964
107	Northwestern	2/29/1964






## TOP INDIVIDUAL GAMES

50	Terry Furlow vs. Iowa.....	1/5/1976 (MSU 105-88)
48	Terry Furlow vs. Northwestern.....	1/8/1976 (NU 105-89)
45	Scott Skiles vs. Minnesota.....	1/18/1986 (UM 76-71)
	Julius McCoy vs. Notre Dame.....	12/21/1955 (MSU 84-78)
43	Shawn Respert vs. Minnesota.....	2/23/1994 (MSU 85-68)
	Scott Skiles vs. Ohio State.....	3/8/1986 (MSU 91-81)
42	Darryl Johnson vs. BYU.....	12/29/1986 (BYU 96-88)
	Terry Furlow vs. Ohio State.....	1/10/1976 (MSU 92-82)
	Ralph Simpson vs. W. Mich.....	12/13/1969 (MSU 86-71)
41	Adreian Payne vs. Delaware.....	3/20/2014 (MSU 93-78)
	Terry Furlow vs. Detroit.....	12/22/1975 (UD 85-82)
	Rudy Benjamin vs. Butler.....	12/14/1970 (MSU 99-75)
	Julius McCoy vs. Michigan.....	2/6/1956 (MSU 86-76)
40	Shawn Respert vs. Indiana.....	1/11/1995 (IU 89-82)
	Shawn Respert vs. Indiana.....	3/9/1994 (MSU 94-78)
	Kirk Manns vs. Purdue.....	1/25/1989 (MSU 106-83)
	Scott Skiles vs. Michigan.....	1/25/1986 (MSU 91-79)
	Terry Furlow vs. Indiana.....	2/9/1976 (IU 85-70)
	Mike Robinson vs. Northwestern.....	3/3/1973 (MSU 86-72)
	Ralph Simpson vs. Oregon.....	12/27/1969 (OU 87-82)
	Julius McCoy vs. Ohio State.....	1/28/1956 (MSU 94-91)
39	Shawn Respert vs. Iowa.....	3/8/1995 (UI 79-78)
	Steve Smith vs. Minnesota.....	3/3/1990 (MSU 75-73)
	Sam Vincent vs. Purdue.....	1/10/1985 (MSU 81-72 OT)
38	Steve Smith vs. Central Mich.....	12/20/1990 (MSU 74-61)
	Terry Furlow vs. Michigan.....	2/14/1976 (UM 81-64)
	Mike Robinson vs. Iowa.....	1/15/1973 (MSU 76-74)
37	Shawn Respert vs. Nebraska.....	12/10/1994 (UN 96-91)
	Jay Vincent vs. Minnesota.....	2/28/1981 (UM 92-89 OT)
	Mike Robinson vs. Michigan.....	3/4/1972 (MSU 96-92)
	Ralph Simpson vs. Minnesota.....	1/30/1970 (UM 92-87)
36	Maurice Ager vs. Gonzaga.....	11/22/2005 (GU 109-106 3OT)
	Steve Smith vs. Michigan.....	3/1/1990 (MSU 78-70)
	Steve Smith vs. Auburn.....	11/24/1989 (MSU 92-79)
	Scott Skiles vs. Wisconsin.....	1/30/1986 (MSU 83-81)
	Jay Vincent vs. Iowa.....	1/10/1981 (UI 65-57)
	Jay Vincent vs. Michigan.....	2/16/1980 (MSU 82-74)
	Greg Kelsner vs. Detroit.....	12/21/1977 (MSU 103-74)
	Terry Furlow vs. Ohio State.....	2/3/1975 (MSU 101-83)
	Mike Robinson vs. Central Mich.....	12/1/1973 (MSU 78-70)
	Ralph Simpson vs. Eastern Ky.....	12/1/1969 (MSU 89-35)
	Bill Curtis vs. Michigan.....	1/26/1965 (UM 103-98)
35	Shawn Respert vs. Illinois.....	2/15/1995 (MSU 68-58)
	Steve Smith vs. Illinois.....	1/17/1991 (MSU 71-68)
	Steve Smith vs. Evansville.....	12/18/1990 (MSU 81-76)
	Scott Skiles vs. Northwestern.....	2/27/1986 (MSU 82-48)
	Scott Skiles vs. Ohio St.....	2/24/1983 (MSU 101-94 3OT)
	Terry Furlow vs. Illinois.....	1/24/1976 (MSU 74-63)
	Ralph Simpson vs. Purdue.....	2/3/1970 (PU 105-86)
	Ralph Simpson vs. Notre Dame.....	1/20/1970 (MSU 85-82)
	Ted Williams vs. Purdue.....	3/4/1963 (PU 94-93)
	Lance Olson vs. Iowa.....	1/23/1960 (MSU 90-80)
	Julius McCoy vs. Wisconsin.....	2/27/1956 (MSU 89-82)

## By Class

Freshman: 33 - Miles Bridges vs. Purdue (1/24/2017)  
 Sophomore: 42 - Ralph Simpson vs. W. Mich. (12/13/1969)  
 Junior: 45 - Julius McCoy vs. Notre Dame (12/21/1955)  
 Senior: 50 - Terry Furlow vs. Iowa (1/5/1976)



Terry Furlow owns the top two single-game scoring efforts in MSU history.


## TOP TEAM GAMES

PTS.	OPP. (MSU-OPP.)	DATE (LOCATION)
121	Morehead State (121-53).....	12/1/1992 (East Lansing)
118	Alcorn State (118-60).....	12/13/2008 (East Lansing)
	Oklahoma (118-100).....	12/21/1963 (Tempe, Ariz.)
117	Ball State (117-95).....	12/29/1994 (East Lansing)
114	Michigan (114-63).....	3/4/2000 (East Lansing)
111	Cleveland State (111-61).....	12/29/2017 (East Lansing)
111	Cleveland State (111-68).....	12/12/1994 (East Lansing)
110	Nebraska Omaha (110-68).....	12/4/2011 (East Lansing)
	Purdue (110-92).....	3/1/1965 (East Lansing)
109	Oakland (109-91).....	12/13/2020 (East Lansing)
	Western Mich. (109-69).....	12/13/1978 (Kalamazoo, Mich.)
	Northern Michigan (109-86).....	11/30/1963 (East Lansing)
108	Savannah State (108-52).....	12/31/2017 (East Lansing)
107	Houston Baptist (107-62).....	12/18/2017 (East Lansing)
	East Tenn. State (107-81).....	12/9/1993 (East Lansing)
	Northwestern (107-97).....	2/29/1964 (East Lansing)
	Iowa (107-89).....	2/22/1964 (Iowa City, Iowa)
	Iowa (107-82).....	2/15/1964 (East Lansing)
	Indiana (107-103).....	1/11/1964 (East Lansing)
106	FGCU (106-52).....	11/11/2018 (East Lansing)
	UMass (106-68).....	11/28/2009 (Atlantic City, N.J.)
	Gonzaga (106-109 3OT).....	11/22/2005 (Lahaina, Hawaii)
	Purdue (106-83).....	1/25/1989 (East Lansing)
	Wisconsin (106-90).....	1/6/1964 (East Lansing)
105	Iowa (105-88).....	1/5/1976 (East Lansing)
	Wisconsin (105-87).....	1/25/1975 (East Lansing)
104	UW-Green Bay (104-46).....	11/23/2004 (East Lansing)
	Florida A&M (104-72).....	11/19/2004 (East Lansing)
	Bowling Green (104-81).....	12/7/1963 (East Lansing)
103	Indiana (103-74).....	3/2/2008 (East Lansing)
	Loyola (Ill.) (103-71).....	12/9/2000 (Chicago, Ill.)
	Central Michigan (103-60).....	1/29/1985 (East Lansing)
	Detroit (103-74).....	12/21/1977 (Detroit)
	Rochester (103-61).....	12/29/1972 (Rochester, N.Y.)
	Wichita State (103-68).....	12/10/1966 (East Lansing)
	Michigan (103-91).....	2/14/1959 (East Lansing)
102	Nicholls State (102-52).....	11/27/2004 (East Lansing)
	New Hampshire (102-65).....	12/30/1977 (Norfolk, Va.)
	Ohio State (102-99).....	1/27/1964 (East Lansing)
	Alma (102-3).....	2/1/1902 (East Lansing)
101	Eastern Michigan (101-48).....	12/21/2019 (East Lansing)
	New Orleans (101-48).....	12/28/2013 (East Lansing)
	Nebraska (101-78).....	12/4/1991 (East Lansing)
	Ohio State (101-94 3OT).....	2/24/1983 (East Lansing)
	Marshall (101-82).....	12/19/1981 (East Lansing)
	Pennsylvania (101-67).....	3/24/1979 (Salt Lake City, Utah)
	Ohio State (101-83).....	2/3/1975 (Columbus, Ohio)
	Western Michigan (101-100).....	12/4/1963 (East Lansing)
100	Binghamton (100-47).....	11/10/2019 (East Lansing)
	Mississippi Valley St. (100-53).....	11/18/2016 (East Lansing)
	Idaho (100-62).....	11/16/2008 (East Lansing)
	Iowa (100-91).....	2/12/1972 (Iowa City, Iowa)






# 1,000-POINT SCORERS



## 1. SHAWN RESPERT - 2,531 POINTS

Respert scored his 1,000th point in his 56th game vs. Penn State (March 13, 1993).


Year	GP/GS	FG-FGA	Pct.	3FG-FGA	Pct.	FT-FTA	Pct.	Reb/Avg.	Ast./Avg.	Pts./Avg.
1990-91	1/0	0-2	.000	0-0	.000	0-0	.000	0/0.0	0/0.0	0/0.0
1991-92	30/30	173-344	.503	60-132	.454	68-78	.872	64/2.1	62/2.1	474/15.8
1992-93	28/28	192-399	.481	60-140	.429	119-139	.856	111/4.0	73/2.6	563/20.1
1993-94	32/32	272-562	.484	92-205	.449	142-169	.840	127/4.0	81/2.5	718/24.3
1994-95	28/28	229-484	.473	119-251	.474	139-160	.869	111/4.0	85/3.0	776/25.6
<b>Totals</b>	<b>119/118</b>	<b>866-1791</b>	<b>.483</b>	<b>331-728</b>	<b>.455</b>	<b>468-546</b>	<b>.857</b>	<b>413/3.4</b>	<b>301/2.5</b>	<b>2531/21.2</b>



## 2. STEVE SMITH - 2,263 POINTS

Smith scored his 1,000th point in his 66th game vs. Furman (Dec. 2, 1989).


Year	GP/GS	FG-FGA	Pct.	3FG-FGA	Pct.	FT-FTA	Pct.	Reb/Avg.	Ast./Avg.	Pts./Avg.
1987-88	28/26	108-232	.466	14-30	.467	69-91	.758	112/4.0	82/2.9	299/10.7
1988-89	33/32	217-454	.478	22-63	.349	129-169	.763	229/6.0	112/3.4	585/17.7
1989-90	31/29	233-443	.526	45-98	.459	116-167	.695	216/7.0	150/4.9	627/20.2
1990-91	30/30	268-566	.474	66-162	.407	150-187	.802	183/6.1	109/3.6	752/25.1
<b>Totals</b>	<b>122/117</b>	<b>826-1695</b>	<b>.487</b>	<b>147-353</b>	<b>.416</b>	<b>464-614</b>	<b>.756</b>	<b>740/6.1</b>	<b>453/3.7</b>	<b>2263/18.5</b>



## 3. SCOTT SKILES - 2,145 POINTS

Skiles scored his 1,000th point in his 72nd game vs. Illinois (Jan. 12, 1985).

Year	GP/GS	FG-FGA	Pct.	3FG-FGA	Pct.	FT-FTA	Pct.	Reb/Avg.	Ast./Avg.	Pts./Avg.
1982-83	30/27	141-286	.493	25-50	.500	69-83	.831	63/2.1	146/4.9	376/12.5
1983-84	28/28	153-319	.480	-	-	99-119	.832	62/2.2	128/4.6	405/14.5
1984-85	29/29	212-420	.505	-	-	90-114	.790	93/3.2	168/5.8	514/17.1
1985-86	31/31	331-598	.554	-	-	188-209	.900	135/4.4	203/6.5	850/27.4
<b>Totals</b>	<b>118/115</b>	<b>837-1623</b>	<b>.516</b>	<b>25-50</b>	<b>.500</b>	<b>446-525</b>	<b>.850</b>	<b>353/3.0</b>	<b>645/5.5</b>	<b>2145/18.2</b>



## 4. GREG KELSER - 2,014 POINTS

Kelsner scored his 1,000th point in his 90th game vs. Detroit (Dec. 21, 1977).


Year	GP/GS	FG-FGA	Pct.	3FG-FGA	Pct.	FT-FTA	Pct.	Reb/Avg.	Ast./Avg.	Pts./Avg.
1975-76	27/23	136-263	.517	-	-	44-78	.564	260/9.5	32/1.2	316/11.7
1976-77	26/26	217-441	.492	-	-	131-196	.668	280/10.8	67/2.6	565/21.7
1977-78	30/30	221-362	.610	-	-	89-152	.586	274/9.1	39/1.3	531/17.7
1978-79	32/32	246-451	.545	-	-	110-164	.671	278/8.7	56/1.8	602/18.8
<b>Totals</b>	<b>115/111</b>	<b>820-1517</b>	<b>.541</b>	<b>-</b>	<b>-</b>	<b>374-590</b>	<b>.634</b>	<b>1092/9.5</b>	<b>194/1.7</b>	<b>2014/17.5</b>



## 5. KALIN LUCAS - 1,996 POINTS

Lucas scored his 1,000th point in his 79th game vs. Florida (Nov. 27, 2009).


Year	GP/GS	FG-FGA	Pct.	3FG-FGA	Pct.	FT-FTA	Pct.	Reb/Avg.	Ast./Avg.	Pts./Avg.
2007-08	36/17	138-320	.431	20-55	.364	73-95	.768	56/1.6	137/3.8	369/10.3
2008-09	38/37	173-438	.395	41-105	.390	172-213	.808	80/2.1	176/4.6	559/14.7
2009-10	33/31	165-364	.453	35-99	.354	128-162	.772	62/1.9	131/4.0	490/14.8
2010-11	34/34	194-453	.428	53-136	.390	137-167	.820	73/2.1	114/3.4	578/17.0
<b>Totals</b>	<b>141/119</b>	<b>670-1575</b>	<b>.425</b>	<b>149-395</b>	<b>.377</b>	<b>507-637</b>	<b>.796</b>	<b>271/1.9</b>	<b>558/4.0</b>	<b>1996/14.2</b>



## 6. CASSIUS WINSTON - 1,969 POINTS

Winston scored his 1,000th point in his 88th game at Nebraska (Jan. 17, 2019).


Year	GP/GS	FG-FGA	Pct.	3FG-FGA	Pct.	FT-FTA	Pct.	Reb/Avg.	Ast./Avg.	Pts./Avg.
2016-17	35/5	77-182	.423	27-71	.380	55-71	.775	64/1.8	182/5.2	236/6.7
2017-18	35/34	143-282	.507	75-151	.497	81-90	.900	118/3.4	241/6.9	442/12.6
2018-19	39/39	243-528	.460	84-211	.398	163-194	.840	117/3.0	291/7.5	733/18.8
2019-20	30/30	185-413	.448	73-169	.432	115-135	.852	75/2.5	176/5.9	558/18.6
<b>Totals</b>	<b>139/108</b>	<b>648-1405</b>	<b>.461</b>	<b>259-602</b>	<b>.430</b>	<b>414-490</b>	<b>.844</b>	<b>374/2.6</b>	<b>890/6.4</b>	<b>1969/14.2</b>



## 7. JAY VINCENT - 1,914 POINTS

Vincent scored his 1,000th point in his 74th game vs. Wisconsin (Jan 17, 1980).

Year	GP/GS	FG-FGA	Pct.	3FG-FGA	Pct.	FT-FTA	Pct.	Reb/Avg.	Ast./Avg.	Pts./Avg.
1977-78	29/26	137-239	.573	-	-	55-86	.640	110/3.7	30/1.0	329/11.3
1978-79	31/28	170-343	.496	-	-	54-93	.581	161/5.2	38/1.2	394/12.7
1979-80	27/27	233-451	.517	-	-	116-161	.720	209/7.7	61/2.3	582/21.5
1980-81	27/27	259-522	.496	-	-	91-141	.645	229/8.5	50/1.9	609/22.6
<b>Totals</b>	<b>114/108</b>	<b>799-1555</b>	<b>.514</b>	<b>-</b>	<b>-</b>	<b>316-481</b>	<b>.657</b>	<b>709/6.2</b>	<b>179/1.6</b>	<b>1914/16.8</b>




## 8. SAM VINCENT - 1,851 POINTS

Vincent scored his 1,000th point in his 68th game vs. Iowa (Jan. 4, 1984).

Year	GP/GS	FG-FGA	Pct.	3FG-FGA	Pct.	FT-FTA	Pct.	Reb/Avg.	Ast./Avg.	Pts./Avg.
1981-82	28/27	130-182	.461	-	-	68-91	.747	78/2.8	55/2.0	328/11.7
1982-83	30/30	180-401	.449	5-11	.455	133-172	.773	79/2.6	66/2.2	498/16.6
1983-84	23/23	130-261	.498	-	-	99-122	.811	62/2.7	68/3.0	359/15.6
1984-85	29/29	245-450	.544	-	-	176-208	.846	112/3.9	117/4.0	666/23.0
<b>Totals</b>	<b>110/109</b>	<b>685-1294</b>	<b>.529</b>	<b>5-11</b>	<b>.455</b>	<b>476-593</b>	<b>.803</b>	<b>331/3.0</b>	<b>306/2.8</b>	<b>1851/16.8</b>


# 1,000-POINT SCORERS



## 9. TERRY FURLOW - 1,777 POINTS

Furlow scored his 1,000th point in his 74th game vs. Central Michigan (Dec. 1, 1975).

Year	GP/GS	FG-FGA	Pct.	3FG-FGA	Pct.	FT-FTA	Pct.	Reb/Avg.	Ast./Avg.	Pts./Avg.
1972-73	24/2	58-137	.423	-	-	20-30	.667	83/3.4	NA	136/5.7
1973-74	24/20	150-297	.505	-	-	39-59	.661	171/7.1	NA	339/14.1
1974-75	25/25	205-391	.524	-	-	99-120	.825	171/6.8	NA	509/20.4
1975-76	27/27	308-653	.472	-	-	177-202	.876	207/7.7	87/3.2	793/29.4
<b>Totals</b>	<b>100/74</b>	<b>721-1488</b>	<b>.488</b>	<b>-</b>	<b>-</b>	<b>335-411</b>	<b>.815</b>	<b>632/6.3</b>	<b>87/3.2</b>	<b>1777/17.8</b>



## 10. PAUL DAVIS - 1,718 POINTS

Davis scored his 1,000th point in his 86th game vs. Minnesota (Feb. 16, 2005).

Year	GP/GS	FG-FGA	Pct.	3FG-FGA	Pct.	FT-FTA	Pct.	Reb/Avg.	Ast./Avg.	Pts./Avg.
2002-03	35/5	88-201	.438	1-6	.167	97-147	.660	165/4.7	15/0.4	274/7.8
2003-04	30/30	163-287	.568	5-15	.333	143-179	.799	187/6.2	59/2.0	474/15.8
2004-05	32/29	157-290	.541	1-8	.125	77-115	.670	257/8.0	50/1.6	392/12.3
2005-06	33/33	206-364	.566	6-19	.316	160-184	.870	301/9.1	54/1.6	578/17.5
<b>Totals</b>	<b>130/97</b>	<b>614-1142</b>	<b>.538</b>	<b>13-48</b>	<b>.271</b>	<b>477-625</b>	<b>.763</b>	<b>910/7.0</b>	<b>178/1.4</b>	<b>1718/13.2</b>



## 11. MIKE ROBINSON - 1,717 POINTS

Robinson scored his 1,000th point in his 41st game vs. Notre Dame (Feb. 7, 1973).

Year	GP/GS	FG-FGA	Pct.	3FG-FGA	Pct.	FT-FTA	Pct.	Reb/Avg.	Ast./Avg.	Pts./Avg.
1971-72	24/23	245-565	.434	-	-	104-147	.707	73/3.0	NA	594/24.7
1972-73	24/24	259-536	.483	-	-	90-113	.796	101/4.2	NA	608/25.3
1973-74	23/23	208-440	.473	-	-	99-128	.773	66-2.9	NA	515/22.4
<b>Totals</b>	<b>71/70</b>	<b>712-1541</b>	<b>.462</b>	<b>-</b>	<b>-</b>	<b>293-388</b>	<b>.755</b>	<b>240/3.4</b>	<b>NA</b>	<b>1717/24.2</b>



## 12. DENZEL VALENTINE - 1,645 POINTS

Valentine scored his 1,000th point in his 111th game vs. Oklahoma (March 27, 2015).

Year	GP/GS	FG-FGA	Pct.	3FG-FGA	Pct.	FT-FTA	Pct.	Reb/Avg.	Ast./Avg.	Pts./Avg.
2012-13	36/15	69-155	.445	16-57	.281	26-39	.667	149/4.1	87/2.4	180/5.0
2013-14	38/33	108-265	.408	43-114	.377	44-65	.677	228/6.0	144/3.8	303/8.0
2014-15	39/39	197-445	.443	102-245	.416	71-86	.826	245/6.3	167/4.3	567/14.5
2015-16	31/30	205-444	.462	104-234	.444	81-95	.853	234/7.5	241/7.8	595/19.2
<b>Totals</b>	<b>144/117</b>	<b>579-1309</b>	<b>.442</b>	<b>265-650</b>	<b>.408</b>	<b>222-285</b>	<b>.779</b>	<b>856/5.9</b>	<b>639/4.4</b>	<b>1645/11.4</b>



## 13. RAYMAR MORGAN - 1,597 POINTS

Morgan scored his 1,000th point in his 76th game vs. Oakland (Dec. 27, 2008).

Year	GP/GS	FG-FGA	Pct.	3FG-FGA	Pct.	FT-FTA	Pct.	Reb/Avg.	Ast./Avg.	Pts./Avg.
2006-07	28/25	121-249	.486	5-16	.313	80-116	.690	145/5.2	23/0.8	327/11.7
2007-08	36/36	187-335	.558	10-33	.303	121-180	.672	221/6.1	58/1.6	505/14.0
2008-09	35/26	132-251	.526	5-21	.238	89-135	.659	184/5.3	41/1.2	358/10.2
2009-10	36/33	154-291	.529	5-17	.294	94-140	.671	222/6.2	63/1.8	407/11.3
<b>Totals</b>	<b>135/120</b>	<b>594-1126</b>	<b>.528</b>	<b>25-87</b>	<b>.287</b>	<b>384-571</b>	<b>.673</b>	<b>772/5.7</b>	<b>185/1.4</b>	<b>1597/11.8</b>



## 14. MORRIS PETERSON - 1,588 POINTS

Peterson scored his 1,000th point in his 102nd game vs. Texas (Nov. 27, 1999).


Year	GP/GS	FG-FGA	Pct.	3FG-FGA	Pct.	FT-FTA	Pct.	Reb/Avg.	Ast./Avg.	Pts./Avg.
1995-96	4/0	1-1	1.000	0-0	.000	0-1	.000	3/0.8	0/0.0	2/0.5
1996-97	29/18	72-166	.434	16-59	.271	36-51	.706	97/3.4	18/0.6	196/6.8
1997-98	27/0	81-182	.445	23-69	.333	32-58	.552	94/3.5	24/0.9	217/8.0
1998-99	38/4	190-343	.554	22-59	.373	114-140	.814	216/5.7	36/0.9	516/13.6
1999-2000	39/38	218-469	.465	85-200	.425	136-176	.773	235/6.0	49/1.3	657/16.8
<b>Totals</b>	<b>137/60</b>	<b>562-1161</b>	<b>.484</b>	<b>146-387</b>	<b>.377</b>	<b>318-426</b>	<b>.746</b>	<b>645/4.7</b>	<b>127/0.9</b>	<b>1588/11.6</b>



## 15. MAURICE AGER - 1,554 POINTS

Ager scored his 1,000th point in his 95th game vs. IPFW (Nov. 27, 2005).

Year	GP/GS	FG-FGA	Pct.	3FG-FGA	Pct.	FT-FTA	Pct.	Reb/Avg.	Ast./Avg.	Pts./Avg.
2002-03	27/4	60-150	.400	29-73	.397	31-40	.775	61/2.3	17/0.6	180/6.7
2003-04	30/4	87-225	.387	37-106	.349	43-61	.705	96/3.2	20/0.7	254/8.5
2004-05	33/31	150-315	.476	53-132	.402	111-135	.822	128/3.9	60/1.8	464/14.1
2005-06	34/34	226-495	.457	83-221	.376	121-159	.761	139/4.1	84/2.5	656/19.3
<b>Totals</b>	<b>124/73</b>	<b>523-1185</b>	<b>.441</b>	<b>202-532</b>	<b>.380</b>	<b>306-395</b>	<b>.775</b>	<b>424/3.4</b>	<b>181/1.5</b>	<b>1554/12.5</b>



## 16. MATEEN CLEAVES - 1,541 POINTS

Cleaves scored his 1,000th point in his 79th game vs. Indiana (Jan. 24, 1999).

Year	GP/GS	FG-FGA	Pct.	3FG-FGA	Pct.	FT-FTA	Pct.	Reb/Avg.	Ast./Avg.	Pts./Avg.
1996-97	29/24	111-277	.401	18-76	.237	57-79	.722	73/2.5	146/5.0	297/10.2
1997-98	30/29	161-403	.400	51-152	.336	111-158	.703	75/2.5	217/7.2	484/16.1
1998-99	38/38	159-392	.406	42-144	.292	85-108	.787	62/1.6	274/7.2	445/11.7
1999-2000	26/24	109-259	.421	32-85	.376	65-86	.756	46/1.8	179/6.9	315/12.1
<b>Totals</b>	<b>123/115</b>	<b>540-1331</b>	<b>.406</b>	<b>143-457</b>	<b>.313</b>	<b>318-431</b>	<b>.738</b>	<b>254/2.1</b>	<b>816/6.6</b>	<b>1541/12.5</b>








# 1,000-POINT SCORERS



## 17. CHRIS HILL - 1,540 POINTS

Hill scored his 1,000th point in his 79th game vs. Penn State (Jan. 14, 2004).


Year	GP/GS	FG-FGA	Pct.	3FG-FGA	Pct.	FT-FTA	Pct.	Reb/Avg.	Ast./Avg.	Pts./Avg.
2001-02	31/12	121-248	.488	66-148	.446	47-62	.758	100/3.2	65/2.1	355/11.5
2002-03	35/31	155-358	.433	95-235	.404	74-97	.763	119/3.4	128/3.7	479/13.7
2003-04	30/29	141-282	.500	84-185	.454	49-65	.754	84/2.8	118/3.9	415/13.8
2004-05	33/19	99-239	.414	61-167	.365	32-43	.744	60/1.8	141/4.3	291/8.8
<b>Totals</b>	<b>129/92</b>	<b>516-1127</b>	<b>.458</b>	<b>306-735</b>	<b>.416</b>	<b>202-267</b>	<b>.757</b>	<b>363/2.8</b>	<b>452/3.5</b>	<b>1540/11.9</b>



## 18. DREW NEITZEL - 1,534 POINTS

Neitzel scored his 1,000th point in his 101st game vs. Marquette (March 15, 2007).


Year	GP/GS	FG-FGA	Pct.	3FG-FGA	Pct.	FT-FTA	Pct.	Reb/Avg.	Ast./Avg.	Pts./Avg.
2004-05	33/14	43-113	.381	16-49	.327	13-20	.650	24/0.7	97/2.9	115/3.5
2005-06	34/34	98-240	.408	46-114	.404	41-44	.932	69/2.0	189/5.6	283/8.3
2006-07	35/34	199-467	.426	114-277	.412	123-140	.879	99/2.8	151/4.3	635/18.1
2007-08	36/35	165-407	.405	97-244	.398	74-86	.860	90/2.5	145/4.0	501/13.9
<b>Totals</b>	<b>138/117</b>	<b>505-1227</b>	<b>.412</b>	<b>273-684</b>	<b>.399</b>	<b>251-290</b>	<b>.866</b>	<b>282/2.0</b>	<b>582/4.2</b>	<b>1534/11.1</b>



## 19. DRAYMOND GREEN - 1,517 POINTS

Green scored his 1,000th point in his 115th game vs. Florida State (Nov. 30, 2011).


Year	GP/GS	FG-FGA	Pct.	3FG-FGA	Pct.	FT-FTA	Pct.	Reb/Avg.	Ast./Avg.	Pts./Avg.
2008-09	37/0	45-81	.556	0-1	.000	32-52	.615	122/3.3	31/0.8	122/3.3
2009-10	37/3	139-265	.525	2-16	.125	86-128	.672	286/7.7	112/3.0	366/9.9
2010-11	34/28	147-345	.426	37-101	.366	97-142	.683	294/8.6	141/4.1	428/12.6
2011-12	37/36	212-472	.449	52-134	.388	125-173	.723	394/10.6	141/3.8	601/16.2
<b>Totals</b>	<b>145/67</b>	<b>543-1163</b>	<b>.467</b>	<b>91-252</b>	<b>.361</b>	<b>340-495</b>	<b>.687</b>	<b>1096/7.6</b>	<b>425/2.9</b>	<b>1517/10.5</b>



## 20. KEITH APPLING - 1,509 POINTS

Appling scored his 1,000th point in his 97th game vs. Nebraska (Feb. 16, 2013).

Year	GP/GS	FG-FGA	Pct.	3FG-FGA	Pct.	FT-FTA	Pct.	Reb/Avg.	Ast./Avg.	Pts./Avg.
2010-11	34/18	72-165	.436	39-95	.411	34-38	.895	96/2.8	45/1.3	217/6.4
2011-12	37/37	131-307	.427	24-96	.250	134-170	.788	106/2.9	144/3.9	420/11.4
2012-13	36/36	156-376	.415	41-128	.320	128-171	.749	123/3.4	120/3.3	481/13.4
2013-14	35/32	132-292	.452	34-94	.362	93-141	.660	106/3.0	156/4.5	391/11.2
<b>Totals</b>	<b>142/123</b>	<b>491-1140</b>	<b>.431</b>	<b>138-413</b>	<b>.334</b>	<b>389-520</b>	<b>.748</b>	<b>431/3.0</b>	<b>465/3.3</b>	<b>1509/10.6</b>



## 21. CHARLIE BELL - 1,468 POINTS

Bell scored his 1,000th point in his 104th game vs. Syracuse (March 23, 2000).


Year	GP/GS	FG-FGA	Pct.	3FG-FGA	Pct.	FT-FTA	Pct.	Reb/Avg.	Ast./Avg.	Pts./Avg.
1997-98	30/30	94-216	.435	19-56	.339	69-87	.793	133/4.4	40/1.3	276/9.2
1998-99	38/35	116-243	.477	16-45	.356	49-65	.754	146/3.8	39/1.0	297/7.8
1999-2000	39/38	159-351	.453	38-111	.342	93-116	.802	190/4.9	123/3.2	449/11.5
2000-01	33/33	150-373	.402	52-152	.342	94-122	.770	155/4.7	169/5.1	446/13.5
<b>Totals</b>	<b>140/136</b>	<b>519-1183</b>	<b>.439</b>	<b>125-364</b>	<b>.343</b>	<b>305-390</b>	<b>.782</b>	<b>624/4.5</b>	<b>371/2.7</b>	<b>1468/10.5</b>



## 22. ANDRE HUTSON - 1,393 POINTS

Hutson scored his 1,000th point in his 110th game vs. North Carolina (Nov. 29, 2000).


Year	GP/GS	FG-FGA	Pct.	3FG-FGA	Pct.	FT-FTA	Pct.	Reb/Avg.	Ast./Avg.	Pts./Avg.
1997-98	30/26	87-142	.613	0-0	.000	52-69	.754	156/5.2	25/0.8	226/7.5
1998-99	37/34	111-180	.617	0-0	.000	107-137	.781	192/5.2	23/0.6	329/8.9
1999-2000	39/38	147-251	.586	0-1	.000	103-154	.669	243/6.2	57/1.5	397/10.2
2000-01	32/31	173-278	.622	0-0	.000	95-131	.725	244/7.6	61/1.9	441/13.8
<b>Totals</b>	<b>138/129</b>	<b>518-851</b>	<b>.609</b>	<b>0-1</b>	<b>.000</b>	<b>357-491</b>	<b>.727</b>	<b>835/6.1</b>	<b>166/1.2</b>	<b>1393/10.1</b>



## 23. DARRYL JOHNSON - 1,383 POINTS

Johnson scored his 1,000th point in his 90th game vs. Purdue (Jan. 3, 1987).

Year	GP/GS	FG-FGA	Pct.	3FG-FGA	Pct.	FT-FTA	Pct.	Reb/Avg.	Ast./Avg.	Pts./Avg.
1983-84	28/3	72-152	.474	-	-	23-34	.676	31/1.1	33/1.2	167/6.0
1984-85	22/4	50-102	.490	-	-	16-22	.727	37/1.7	28/1.3	116/5.3
1985-86	29/29	216-371	.582	-	-	50-63	.794	96/3.3	116/4.0	482/16.6
1986-87	28/28	247-467	.529	13-35	.371	111-122	.910	94/3.4	112/4.0	618/22.1
<b>Totals</b>	<b>107/64</b>	<b>585-1092</b>	<b>.536</b>	<b>13-35</b>	<b>.371</b>	<b>200-214</b>	<b>.830</b>	<b>258/2.4</b>	<b>289/2.7</b>	<b>1383/12.9</b>




## 24. ROBERT CHAPMAN - 1,382 POINTS

Chapman scored his 1,000th point in his 74th game vs. Illinois (March 5, 1977).

Year	GP/GS	FG-FGA	Pct.	3FG-FGA	Pct.	FT-FTA	Pct.	Reb/Avg.	Ast./Avg.	Pts./Avg.
1974-75	20/0	39-95	.410	-	-	11-18	.611	26/1.3	NA	89/4.4
1975-76	27/26	166-349	.476	-	-	63-77	.818	95/3.5	55/2.0	395/14.6
1976-77	27/27	220-413	.533	-	-	89-124	.717	84/3.1	65/2.5	529/19.6
1977-78	30/30	152-307	.495	-	-	65-81	.802	82/2.7	61/2.0	369/12.3
<b>Totals</b>	<b>104/83</b>	<b>577-1164</b>	<b>.496</b>	<b>-</b>	<b>-</b>	<b>228-300</b>	<b>.760</b>	<b>287/2.8</b>	<b>181/2.2</b>	<b>1382/13.3</b>

## 1,000-POINT SCORERS



## 25. JULIUS MCCOY - 1,377 POINTS

McCoy scored his 1,000th point in his 53rd game vs. Purdue (Jan. 14, 1956).

Year	GP/GS	FG-FGA	Pct.	3FG-FGA	Pct.	FT-FTA	Pct.	Reb/Avg.	Ast./Avg.	Pts./Avg.
1953-54	22/NA	136-379	.359	-	-	137-187	.733	NA	NA	409/18.6
1954-55	22/NA	141-363	.388	-	-	86-143	.601	NA	NA	368/16.7
1955-56	22/NA	228-538	.423	-	-	144-214	.673	219/10.0	NA	600/27.2
<b>Totals</b>	<b>66/NA</b>	<b>505-1280</b>	<b>.395</b>	<b>-</b>	<b>-</b>	<b>367-544</b>	<b>.675</b>	<b>219/10.0</b>	<b>NA</b>	<b>1377/20.9</b>



## 26. NICK WARD - 1,359 POINTS

Hutson scored his 1,000th point in his 76th game vs. Texas (Nov. 23, 2018).

Year	GP/GS	FG-FGA	Pct.	3FG-FGA	Pct.	FT-FTA	Pct.	Reb/Avg.	Ast./Avg.	Pts./Avg.
2016-17	35/21	181-306	.592	0-0	.000	123-200	.615	227/6.5	14/0.4	485/13.9
2017-18	35/34	162-343	.468	1-1	1.000	110-177	.621	249/7.1	18/0.5	423/12.4
2018-19	34/25	163-281	.580	2-2	1.000	111-170	.653	206/6.1	23/0.7	439/12.9
<b>Totals</b>	<b>104/80</b>	<b>506-837</b>	<b>.605</b>	<b>3-3</b>	<b>1.000</b>	<b>344-547</b>	<b>.629</b>	<b>682/6.6</b>	<b>55/0.5</b>	<b>1359/13.1</b>



## 27. DURRELL SUMMERS - 1,314 POINTS

Summers scored his 1,000th point in his 117th game vs. Tennessee Tech (Nov. 28, 2010).


Year	GP/GS	FG-FGA	Pct.	3FG-FGA	Pct.	FT-FTA	Pct.	Reb/Avg.	Ast./Avg.	Pts./Avg.
2007-08	36/0	62-123	.504	11-22	.500	41-55	.745	85/2.4	20/0.6	176/4.9
2008-09	38/13	116-267	.434	45-117	.385	49-68	.721	129/3.4	30/0.8	326/8.6
2009-10	37/24	156-343	.455	43-120	.358	62-78	.795	174/4.7	31/0.8	417/11.3
2010-11	34/30	140-361	.388	62-174	.356	53-77	.688	144/4.2	22/0.6	395/11.6
<b>Totals</b>	<b>145/67</b>	<b>474-1094</b>	<b>.433</b>	<b>161-433</b>	<b>.372</b>	<b>205-278</b>	<b>.737</b>	<b>532/3.7</b>	<b>103/0.7</b>	<b>1314/9.1</b>



## 28. BRANDEN DAWSON - 1,309 POINTS

Dawson scored his 1,000th point in his 105th game vs. Eastern Michigan (Dec. 17, 2014).


Year	GP/GS	FG-FGA	Pct.	3FG-FGA	Pct.	FT-FTA	Pct.	Reb/Avg.	Ast./Avg.	Pts./Avg.
2011-12	31/31	109-189	.577	0-3	.000	41-69	.594	139/4.5	29/0.9	259/8.4
2012-13	36/35	139-262	.531	0-5	.000	43-80	.538	212/5.9	47/1.3	321/8.9
2013-14	28/23	136-222	.613	0-1	.000	42-64	.656	233/8.3	46/1.6	314/11.2
2014-15	35/32	182-340	.535	0-0	.000	51-104	.490	318/9.1	59/1.7	415/11.9
<b>Totals</b>	<b>130/121</b>	<b>566-1013</b>	<b>.559</b>	<b>0-9</b>	<b>.000</b>	<b>177-317</b>	<b>.558</b>	<b>902/6.9</b>	<b>181/1.4</b>	<b>1309/10.1</b>



## 29. MATT STEIGENGA - 1,296 POINTS

Steigenga scored his 1,000th point in his 96th game vs. UW-Green Bay (March 15, 1991).

Year	GP/GS	FG-FGA	Pct.	3FG-FGA	Pct.	FT-FTA	Pct.	Reb/Avg.	Ast./Avg.	Pts./Avg.
1988-89	33/33	115-206	.558	-	-	57-77	.740	149/4.5	45/1.3	287/8.7
1989-90	34/33	138-235	.587	5-9	.556	74-95	.779	119/3.5	65/1.9	355/10.4
1990-91	30/30	148-282	.525	13-26	.500	70-100	.700	148/4.9	63/2.1	379/12.6
1991-92	27/27	103-211	.488	14-43	.326	55-81	.679	121/4.5	53/1.9	275/10.2
<b>Totals</b>	<b>124/123</b>	<b>504-934</b>	<b>.539</b>	<b>32-78</b>	<b>.410</b>	<b>256-353</b>	<b>.725</b>	<b>537/4.3</b>	<b>226/1.8</b>	<b>1296/10.4</b>



## 30. QUINTON BROOKS - 1,275 POINTS

Brooks scored his 1,000th point in his 95th game vs. Illinois (Jan. 6, 1996).

Year	GP/GS	FG-FGA	Pct.	3FG-FGA	Pct.	FT-FTA	Pct.	Reb/Avg.	Ast./Avg.	Pts./Avg.
1992-93	22/0	39-67	.582	0-1	.000	14-24	.583	59/2.7	5/0.2	92/4.2
1993-94	32/29	153-287	.533	3-10	.300	54-70	.771	142/4.4	30/0.9	363/11.3
1994-95	28/26	134-252	.532	1-10	.100	46-75	.613	145/5.2	25/0.9	315/11.3
1995-96	31/29	195-346	.564	1-7	.143	114-152	.750	175/5.7	20/0.6	505/16.3
<b>Totals</b>	<b>113/84</b>	<b>521-952</b>	<b>.547</b>	<b>5-28</b>	<b>.179</b>	<b>228-321</b>	<b>.710</b>	<b>521/4.6</b>	<b>80/1.7</b>	<b>1275/11.3</b>



## 31. STAN WASHINGTON - 1,242 POINTS

Washington scored his 1,000th point in his 57th game vs. Purdue (Jan. 22, 1966).

Year	GP/GS	FG-FGA	Pct.	3FG-FGA	Pct.	FT-FTA	Pct.	Reb/Avg.	Ast./Avg.	Pts./Avg.
1963-64	24/NA	144-310	.464	-	-	67-86	.779	245/10.2	NA	355/14.8
1964-65	23/NA	185-390	.474	-	-	120-141	.851	248/10.7	NA	490/21.3
1965-66	22/NA	153-323	.474	-	-	91-114	.798	234/10.6	NA	397/18.0
<b>Totals</b>	<b>69/NA</b>	<b>482-1023</b>	<b>.471</b>	<b>-</b>	<b>-</b>	<b>278-341</b>	<b>.815</b>	<b>727/10.5</b>	<b>NA</b>	<b>1242/18.0</b>




## 32. ADREIAN PAYNE - 1,232 POINTS

Payne scored his 1,000th point in his 124th game vs. Wisconsin (Feb. 9, 2014).

Year	GP/GS	FG-FGA	Pct.	3FG-FGA	Pct.	FT-FTA	Pct.	Reb/Avg.	Ast./Avg.	Pts./Avg.
2010-11	34/6	34-72	.472	0-1	.000	17-35	.486	80/2.4	5/0.1	85/2.5
2011-12	37/36	98-173	.566	1-2	.500	62-89	.697	157/4.2	12/0.3	259/7.0
2012-13	36/24	137-251	.546	16-42	.381	89-105	.848	273/7.6	27/0.8	379/10.5
2013-14	31/28	178-354	.503	44-104	.423	109-138	.790	226/7.3	41/1.3	509/16.4


## 1,000-POINT SCORERS



## T-33. KIRK MANNS - 1,212 POINTS

Manns scored his 1,000th point in his 107th game vs. Northwestern (Jan. 20, 1990).


Year	GP/GS	FG-FGA	Pct.	3FG-FGA	Pct.	FT-FTA	Pct.	Reb/Avg.	Ast./Avg.	Pts./Avg.
1986-87	28/8	72-148	.486	27-56	.482	24-29	.828	36/1.3	38/1.4	203/7.3
1987-88	28/1	49-99	.495	35-76	.461	15-20	.750	10/0.4	15/0.5	140/5.0
1988-89	33/6	139-260	.535	69-136	.507	47-56	.839	20/0.6	33/1.0	394/11.9
1989-90	31/24	162-327	.495	81-178	.455	70-81	.864	57/1.8	56/1.8	475/15.3
<b>Totals</b>	<b>120/39</b>	<b>422-834</b>	<b>.506</b>	<b>212-446</b>	<b>.475</b>	<b>156-186</b>	<b>.839</b>	<b>123/1.1</b>	<b>142/1.2</b>	<b>1212/10.1</b>



## T-33. KEN REDFIELD - 1,212 POINTS

Redfield scored his 1,000th point in his 97th game vs. Princeton (Dec. 30, 1989).

Year	GP/GS	FG-FGA	Pct.	3FG-FGA	Pct.	FT-FTA	Pct.	Reb/Avg.	Ast./Avg.	Pts./Avg.
1986-87	23/0	13-31	.419	0-3	.000	7-15	.467	25/1.1	13/0.5	33/1.4
1987-88	28/25	136-265	.513	1-6	.167	54-87	.621	143/5.1	64/2.2	327/11.7
1988-89	33/33	182-380	.479	2-16	.125	92-139	.662	225/6.8	131/3.9	458/13.9
1989-90	34/34	145-290	.500	7-18	.389	97-139	.626	232/6.8	106/3.1	394/11.6
<b>Totals</b>	<b>118/92</b>	<b>476-966</b>	<b>.493</b>	<b>10-43</b>	<b>.233</b>	<b>250-396</b>	<b>.631</b>	<b>625/5.3</b>	<b>314/2.7</b>	<b>1212/10.3</b>



## T-35. ALAN ANDERSON - 1,195 POINTS

Anderson scored his 1,000th point in his 114th game vs. Michigan (Feb. 12, 2005).


Year	GP/GS	FG-FGA	Pct.	3FG-FGA	Pct.	FT-FTA	Pct.	Reb/Avg.	Ast./Avg.	Pts./Avg.
2001-02	31/23	67-149	.450	2-5	.400	67-87	.770	130/4.2	51/1.6	203/6.5
2002-03	32/28	90-179	.503	4-13	.308	128-152	.842	117/3.7	104/3.3	312/9.8
2003-04	30/26	78-167	.467	17-48	.354	70-87	.805	93/3.1	96/3.2	243/8.1
2004-05	33/33	149-268	.556	25-65	.385	114-130	.877	184/5.6	56/1.7	437/13.2
<b>Totals</b>	<b>126/110</b>	<b>384-763</b>	<b>.503</b>	<b>48-131</b>	<b>.366</b>	<b>379-456</b>	<b>.831</b>	<b>524/4.2</b>	<b>307/2.4</b>	<b>1195/9.5</b>



## T-35. KELVIN TORBERT - 1,195 POINTS

Torbert scored his 1,000th point in his 107th game vs. Penn State (Jan. 5, 2005).


Year	GP/GS	FG-FGA	Pct.	3FG-FGA	Pct.	FT-FTA	Pct.	Reb/Avg.	Ast./Avg.	Pts./Avg.
2001-02	31/26	91-228	.399	18-57	.316	54-67	.806	105/3.4	46/1.5	254/8.2
2002-03	35/34	111-264	.420	10-31	.323	74-99	.747	132/3.8	58/1.7	306/8.7
2003-04	30/26	109-204	.534	31-64	.484	72-90	.800	108/3.6	60/2.0	321/10.7
2004-05	33/2	109-214	.509	29-84	.345	67-81	.827	97/2.9	50/1.5	314/9.5
<b>Totals</b>	<b>129/88</b>	<b>420-910</b>	<b>.462</b>	<b>88-236</b>	<b>.373</b>	<b>267-337</b>	<b>.792</b>	<b>442/3.4</b>	<b>214/1.7</b>	<b>1195/9.3</b>



## 37. MIKE PEPOWSKI - 1,185 POINTS

Peplowski scored his 1,000th point in his 103rd game vs. Iowa (Jan. 28, 1993).

Year	GP/GS	FG-FGA	Pct.	3FG-FGA	Pct.	FT-FTA	Pct.	Reb/Avg.	Ast./Avg.	Pts./Avg.
1989-90	28/23	60-110	.546	-	-	27-43	.628	162/5.8	19/0.6	147/5.3
1990-91	30/25	99-158	.627	-	-	34-50	.680	206/6.9	15/0.5	232/7.7
1991-92	30/29	168-266	.632	-	-	64-93	.688	259/8.6	34/1.1	400/13.3
1992-93	28/27	161-252	.639	0-1	.000	84-126	.667	279/10.0	39/1.4	406/14.5
<b>Totals</b>	<b>116/104</b>	<b>488-786</b>	<b>.621</b>	<b>0-1</b>	<b>.000</b>	<b>209-312</b>	<b>.669</b>	<b>906/7.8</b>	<b>107/0.9</b>	<b>1185/10.2</b>



## 38. SHANNON BROWN - 1,183 POINTS

Brown scored his 1,000th point in his 85th game vs. Northwestern (Feb. 4, 2006).


Year	GP/GS	FG-FGA	Pct.	3FG-FGA	Pct.	FT-FTA	Pct.	Reb/Avg.	Ast./Avg.	Pts./Avg.
2003-04	30/24	88-195	.451	15-44	.341	46-57	.807	75/2.5	38/1.3	237/7.9
2004-05	33/31	126-282	.447	31-94	.330	78-92	.848	104/3.2	57/1.7	361/10.9
2005-06	34/34	202-433	.467	64-164	.390	117-141	.830	150/4.4	93/2.7	585/17.2
<b>Totals</b>	<b>97/89</b>	<b>416-910</b>	<b>.457</b>	<b>110-302</b>	<b>.364</b>	<b>241-290</b>	<b>.831</b>	<b>329/3.4</b>	<b>188/1.9</b>	<b>1183/12.2</b>



## 39. LEE LAFAYETTE - 1,176 POINTS

Lafayette scored his 1,000th point in his 61st game vs. Indiana (Feb. 1, 1969).

Year	GP/GS	FG-FGA	Pct.	3FG-FGA	Pct.	FT-FTA	Pct.	Reb/Avg.	Ast./Avg.	Pts./Avg.
1966-67	23/NA	133-346	.384	-	-	75-131	.573	223/9.7	NA	341/14.8
1967-68	24/NA	149-339	.439	-	-	104-161	.664	253/10.5	NA	405/16.8
1968-69	23/NA	155-335	.436	-	-	120-182	.659	237/10.3	NA	430/18.7
<b>Totals</b>	<b>70/NA</b>	<b>437-1020</b>	<b>.428</b>	<b>-</b>	<b>-</b>	<b>299-474</b>	<b>.631</b>	<b>713/10.2</b>	<b>NA</b>	<b>1176/16.8</b>




## 40. LINDSAY HAIRSTON - 1,155 POINTS

Hairston scored his 1,000th point in his 66th game vs. Notre Dame (Feb. 5, 1975).

Year	GP/GS	FG-FGA	Pct.	3FG-FGA	Pct.	FT-FTA	Pct.	Reb/Avg.	Ast./Avg.	Pts./Avg.
1972-73	24/21	121-258	.469	-	-	35-54	.648	190/7.9	NA	277/11.5
1973-74	24/24	167-323	.517	-	-	62-96	.646	326/13.6	NA	396/16.5
1974-75	25/25	200-373	.536	-	-	82-141	.581	287/11.5	NA	482/19.3
<b>Totals</b>	<b>73/70</b>	<b>488-954</b>	<b>.512</b>	<b>-</b>	<b>-</b>	<b>179-291</b>	<b>.615</b>	<b>803/11.0</b>	<b>NA</b>	<b>1155/15.8</b>




## 1,000-POINT SCORERS



## 41. PETE GENT - 1,146 POINTS

Gent scored his 1,000th point in his 60th game vs. Purdue (Feb. 3, 1964).

Year	GP/GS	FG-FGA	Pct.	3FG-FGA	Pct.	FT-FTA	Pct.	Reb/Avg.	Ast./Avg.	Pts./Avg.
1961-62	22/NA	124-314	.395	-	-	63-83	.759	206/9.3	NA	311/14.1
1962-63	20/NA	128-313	.408	-	-	73-104	.702	152/7.6	NA	329/16.4
1963-64	24/NA	213-526	.404	-	-	80-124	.645	193/9.0	NA	506/21.0
<b>Totals</b>	<b>66/NA</b>	<b>465-1153</b>	<b>.403</b>	<b>-</b>	<b>-</b>	<b>216-311</b>	<b>.695</b>	<b>551/8.3</b>	<b>NA</b>	<b>1146/17.4</b>



## 42. TRAVIS TRICE - 1,135 POINTS

Trice scored his 1,000th point in his 127th game vs. Ohio State (March 13, 2015).

Year	GP/GS	FG-FGA	Pct.	3FG-FGA	Pct.	FT-FTA	Pct.	Reb/Avg.	Ast./Avg.	Pts./Avg.
2011-12	32/0	48-126	.381	30-74	.405	19-33	.576	57/1.8	56/1.8	145/4.5
2012-13	27/0	41-128	.320	29-72	.403	18-25	.720	42/1.6	50/1.9	129/4.8
2013-14	36/8	87-207	.420	53-122	.434	36-44	.818	58/1.6	84/2.3	263/7.3
2014-15	39/33	195-491	.397	90-244	.369	118-165	.715	123/3.2	197/5.1	598/15.3
<b>Totals</b>	<b>134/41</b>	<b>371-952</b>	<b>.390</b>	<b>202-512</b>	<b>.395</b>	<b>191-267</b>	<b>.715</b>	<b>280/2.1</b>	<b>387/2.9</b>	<b>1135/8.5</b>



## 43. AL FERRARI - 1,109 POINTS

Unable to determine exact game in which he scored 1,000th point due to missing box scores.

Year	GP/GS	FG-FGA	Pct.	3FG-FGA	Pct.	FT-FTA	Pct.	Reb/Avg.	Ast./Avg.	Pts./Avg.
1952-53	22/NA	114-328	.348	-	-	123-178	.691	163/7.4	NA	351/16.0
1953-54	22/NA	109-328	.332	-	-	98-142	.690	NA	NA	316/14.4
1954-55	22/NA	145-385	.379	-	-	152-192	.792	NA	NA	442/20.1
<b>Totals</b>	<b>66/NA</b>	<b>368-1041</b>	<b>.354</b>	<b>-</b>	<b>-</b>	<b>373-512</b>	<b>.729</b>	<b>163/7.4</b>	<b>NA</b>	<b>1109/16.8</b>



## 43. JOSHUA LANGFORD - 1,109 POINTS

Langford scored his 1,000th point in his 99th game vs. Penn State (Feb. 9, 2021).

Year	GP/GS	FG-FGA	Pct.	3FG-FGA	Pct.	FT-FTA	Pct.	Reb/Avg.	Ast./Avg.	Pts./Avg.
2016-17	35/27	94-189	.497	37-89	.416	17-26	.654	81/2.3	38/1.1	242/6.9
2017-18	35/35	152-354	.429	44-109	.404	62-73	.849	105/3.0	54/1.5	410/11.7
2018-19	13/13	70-158	.443	29-72	.403	26-31	.839	47/3.6	30/2.3	195/15.0
2020-21	27/26	93-247	.377	35-102	.343	41-55	.745	96/3.6	48/1.8	262/9.7
<b>Totals</b>	<b>110/101</b>	<b>404-940</b>	<b>.430</b>	<b>144-371</b>	<b>.388</b>	<b>145-183</b>	<b>.792</b>	<b>322/3.0</b>	<b>167/1.5</b>	<b>1109/10.1</b>



## 45. BILL KILGORE - 1,099 POINTS

Kilgore scored his 1,000th point in his 68th game vs. Indiana (Feb. 19, 1973).


Year	GP/GS	FG-FGA	Pct.	3FG-FGA	Pct.	FT-FTA	Pct.	Reb/Avg.	Ast./Avg.	Pts./Avg.
1970-71	24/NA	134-256	.523	-	-	73-111	.658	309/12.8	NA	341/14.2
1971-72	24/24	142-244	.581	-	-	73-130	.562	266/11.1	NA	357/14.8
1972-73	24/24	163-284	.574	-	-	75-117	.641	239/9.9	NA	401/16.7
<b>Totals</b>	<b>72/48</b>	<b>439-784</b>	<b>.560</b>	<b>-</b>	<b>-</b>	<b>221-358</b>	<b>.617</b>	<b>814/11.3</b>	<b>NA</b>	<b>1099/15.3</b>



## 46. GORAN SUTON - 1,081 POINTS

Suton scored his 1,000th point in his 128th game vs. Ohio State (March 14, 2009).

Year	GP/GS	FG-FGA	Pct.	3FG-FGA	Pct.	FT-FTA	Pct.	Reb/Avg.	Ast./Avg.	Pts./Avg.
2005-06	31/6	40-85	.471	0-1	.000	14-19	.737	88/2.8	15/0.5	94/3.0
2006-07	35/21	137-269	.509	0-5	.000	53-82	.646	235/6.7	85/2.4	327/9.3
2007-08	36/35	136-247	.551	2-12	.167	52-67	.776	295/8.2	66/1.8	326/9.1
2008-09	32/29	123-236	.521	21-48	.438	67-79	.848	269/8.4	50/1.6	334/10.4
<b>Totals</b>	<b>134/91</b>	<b>436-837</b>	<b>.521</b>	<b>23-66</b>	<b>.348</b>	<b>186-247</b>	<b>.753</b>	<b>887/6.6</b>	<b>216/1.6</b>	<b>1081/8.1</b>



## 47. JOHNNY GREEN - 1,062 POINTS

Green scored his 1,000th point in his 60th game vs. Indiana (Feb. 28, 1959).

Year	GP/GS	FG-FGA	Pct.	3FG-FGA	Pct.	FT-FTA	Pct.	Reb/Avg.	Ast./Avg.	Pts./Avg.
1956-57	18/NA	96-247	.389	-	-	46-81	.568	262/14.6	NA	238/13.2
1957-58	22/NA	164-320	.512	-	-	69-138	.500	392/17.8	NA	397/18.0
1958-59	23/NA	168-393	.427	-	-	91-152	.599	382/16.6	NA	427/18.5
<b>Totals</b>	<b>63/NA</b>	<b>428-960</b>	<b>.446</b>	<b>-</b>	<b>-</b>	<b>206-371</b>	<b>.555</b>	<b>1036/16.4</b>	<b>NA</b>	<b>1062/16.9</b>




## 48. EARVIN JOHNSON - 1,059 POINTS

Johnson scored his 1,000th point in his 60th game vs. Notre Dame (March 18, 1979).

Year	GP/GS	FG-FGA	Pct.	3FG-FGA	Pct.	FT-FTA	Pct.	Reb/Avg.	Ast./Avg.	Pts./Avg.
1977-78	30/30	175-382	.458	-	-	161-205	.785	227/7.9	222/7.4	511/17.0
1978-79	32/31	173-370	.468	-	-	202-240	.842	234/7.3	269/8.4	548/17.1
<b>Totals</b>	<b>62/61</b>	<b>348-752</b>	<b>.463</b>	<b>-</b>	<b>-</b>	<b>363-445</b>	<b>.816</b>	<b>471/7.6</b>	<b>491/7.9</b>	<b>1059/17.1</b>



## 1,000-POINT SCORERS



## 49. MILES BRIDGES - 1,055 POINTS

Bridges scored his 1,000th point in his 60th game vs. Michigan (March 3, 2018).


Year	GP/GS	FG-FGA	Pct.	3FG-FGA	Pct.	FT-FTA	Pct.	Reb/Avg.	Ast./Avg.	Pts./Avg.
2016-17	28/27	177-364	.486	56-144	.389	63-92	.685	232/8.3	58/2.1	473/16.9
2017-18	34/33	209-457	.457	71-195	.364	93-109	.853	237/7.0	92/2.7	582/17.1
<b>Totals</b>	<b>62/60</b>	<b>386-821</b>	<b>.470</b>	<b>127-339</b>	<b>.375</b>	<b>156-201</b>	<b>.776</b>	<b>469/7.6</b>	<b>150/2.4</b>	<b>1055/17.0</b>



## 50. MARCUS SANDERS - 1,054 POINTS

Sanders scored his 1,000th point in his 64th game vs. Purdue (March 1, 1965).

Year	GP/GS	FG-FGA	Pct.	3FG-FGA	Pct.	FT-FTA	Pct.	Reb/Avg.	Ast./Avg.	Pts./Avg.
1962-63	20/NA	111-278	.399	-	-	73-97	.753	106/5.3	NA	295/14.7
1963-64	23/NA	127-329	.386	-	-	78-108	.722	110/4.7	NA	332/14.4
1964-65	23/NA	161-395	.407	-	-	105-138	.761	141/6.1	NA	427/18.5
<b>Totals</b>	<b>66/NA</b>	<b>399-1002</b>	<b>.398</b>	<b>-</b>	<b>-</b>	<b>256-343</b>	<b>.764</b>	<b>357/5.4</b>	<b>NA</b>	<b>1054/16.0</b>



## 51. KEVIN SMITH - 1,028 POINTS

Smith scored his 1,000th point in his 81st game vs. Minnesota (March 4, 1982).

Year	GP/GS	FG-FGA	Pct.	3FG-FGA	Pct.	FT-FTA	Pct.	Reb/Avg.	Ast./Avg.	Pts./Avg.
1979-80	27/16	89-200	.445	-	-	50-69	.723	48/1.8	93/3.4	228/8.4
1980-81	27/21	145-266	.545	-	-	74-101	.733	62/2.3	130/4.8	364/13.5
1981-82	28/28	180-405	.444	-	-	76-106	.717	58/2.1	126/4.5	436/15.6
<b>Totals</b>	<b>82/65</b>	<b>414-871</b>	<b>.475</b>	<b>-</b>	<b>-</b>	<b>200-276</b>	<b>.725</b>	<b>168/2.0</b>	<b>349/4.3</b>	<b>1028/12.5</b>



## 52. GARY HARRIS - 1,025 POINTS

Harris scored his 1,000th point in his 68th game vs. Virginia (March 28, 2014).

Year	GP/GS	FG-FGA	Pct.	3FG-FGA	Pct.	FT-FTA	Pct.	Reb/Avg.	Ast./Avg.	Pts./Avg.
2012-13	34/33	150-329	.456	65-158	.411	74-98	.755	86/2.5	46/1.4	439/12.9
2013-14	35/34	195-455	.429	81-230	.352	115-142	.810	140/4.0	94/2.7	586/16.7
<b>Totals</b>	<b>69/67</b>	<b>345-784</b>	<b>.440</b>	<b>146-388</b>	<b>.376</b>	<b>189-240</b>	<b>.788</b>	<b>226/3.3</b>	<b>140/2.0</b>	<b>1025/14.9</b>



## INDIVIDUAL

## Career

REBOUNDS	NO.	YEARS
1. Draymond Green	1,096	2008-12
2. Greg Kelsner	1,092	1975-79
3. Johnny Green	1,036	1956-59
4. Antonio Smith	1,016	1995-99
5. Paul Davis	910	2002-06
6. Mike Peplowski	906	1989-93
7. Brandon Dawson	902	2011-15
8. Goran Sutton	887	2005-09
9. Denzel Valentine	856	2012-16
10. Andre Hutson	835	1997-2001

REB. AVG.	AVG. (GMS.) YEARS
1. Johnny Green	16.4 (63) 1956-59
2. Horace Walker	13.8 (52) 1957-60
3. Bill Kilgore	11.3 (72) 1970-73
4. Lindsay Hairston	11.0 (73) 1972-75
5. Stan Washington	10.5 (69) 1963-66
6. Ralph Simpson	10.3 (23) 1969-70
7. Lee Lafayette	10.2 (70) 1966-69
8. Greg Kelsner	9.5 (115) 1975-79
9. Ted Williams	9.1 (58) 1960-63
10. Matthew Aitch	9.0 (45) 1965-67

## Season

REBOUNDS	NO.	YEAR
1. Draymond Green	394	2011-12
2. Johnny Green	392	1957-58
3. Johnny Green	382	1958-59
4. Horace Walker	373	1959-60
5. Kenny Goins	349	2018-19
6. Lindsay Hairston	326	1973-74
7. Xavier Tillman Sr.	320	2019-20
8. Antonio Smith	319	1998-99
9. Brandon Dawson	318	2014-15
10. Horace Walker	312	1958-59

## By Class:

Freshman: Greg Kelsner - 260 (1975-76)

Soph.: Bill Kilgore - 309 (1970-71)

Junior: Johnny Green - 392 (1957-58)

Senior: Draymond Green - 394 (2011-12)

REB. AVG.	AVG.	YEAR
1. Johnny Green	17.8	1957-58
2. Horace Walker	17.7	1959-60
3. Johnny Green	16.6	1958-59
4. Johnny Green	14.6	1956-57
5. Lindsay Hairston	13.6	1973-74
6. Horace Walker	13.5	1958-59
7. Bill Kilgore	12.8	1970-71
8. Ted Williams	12.0	1960-61
9. Lance Olson	11.7	1959-60
10. Art Gowers	11.6	1959-60

## By Class:

Freshman: Greg Kelsner - 9.6 (1975-76)

Soph.: Johnny Green - 14.6 (1956-57)

Junior: Johnny Green - 17.8 (1957-58)

Senior: Horace Walker - 17.7 (1959-60)

## YEAR-BY-YEAR REBOUNTING LEADERS

Based on total rebounds (since 1955-56)

Year	Name, Pos.	Reb. (Avg.)	Year	Name, Pos.	Reb. (Avg.)
1955-56	Julius McCoy, f	219 (10.0)	1988-89	Steve Smith, g	229 (6.9)
1956-57	Johnny Green, c	262 (14.6)	1989-90	Ken Redfield, f	232 (6.8)
1957-58	Johnny Green, c	392 (17.8)	1990-91	Mike Peplowski, c	206 (6.9)
1958-59	Johnny Green, c	382 (16.6)	1991-92	Mike Peplowski, c	259 (8.6)
1959-60	Horace Walker, f/c	373 (17.7)	1992-93	Mike Peplowski, c	279 (10.0)
1960-61	Ted Williams, c	288 (12.0)	1993-94	Anthony Miller, c	287 (9.0)
1961-62	Pete Gent, f	206 (9.3)	1994-95	Jamie Feick, c	281 (10.1)
1962-63	Bill Berry, f	184 (9.2)	1995-96	Jamie Feick, c	303 (9.5)
1963-64	Stan Washington, f	245 (10.2)	1996-97	Antonio Smith, f	306 (10.6)
1964-65	Stan Washington, f	248 (10.7)	1997-98	Antonio Smith, f	262 (8.7)
1965-66	Stan Washington, f	234 (10.6)	1998-99	Antonio Smith, f	319 (8.4)
1966-67	Lee Lafayette, c/f	223 (9.7)	1999-2000	Andre Hutson, f	243 (6.2)
1967-68	Lee Lafayette, c/f	253 (10.5)	2000-01	Andre Hutson, f	244 (7.2)
1968-69	Lee Lafayette, c/f	237 (10.3)	2001-02	Aloysius Anagnone, f	196 (6.3)
1969-70	Ralph Simpson, g	239 (10.3)	2002-03	Aloysius Anagnone, f	186 (5.3)
1970-71	Bill Kilgore, c/f	309 (12.8)	2003-04	Paul Davis, c	187 (6.2)
1971-72	Bill Kilgore, c/f	266 (11.1)	2004-05	Paul Davis, c	257 (8.0)
1972-73	Bill Kilgore, c/f	239 (9.9)	2005-06	Paul Davis, c	301 (9.1)
1973-74	Lindsay Hairston, c	326 (13.6)	2006-07	Goran Sutton, c	235 (6.7)
1974-75	Lindsay Hairston, c	287 (11.5)	2007-08	Goran Sutton, c	295 (8.2)
1975-76	Greg Kelsner, f	260 (9.5)	2008-09	Goran Sutton, c	269 (8.4)
1976-77	Greg Kelsner, f	280 (10.8)	2009-10	Draymond Green, f	286 (7.7)
1977-78	Greg Kelsner, f	274 (9.1)	2010-11	Draymond Green, f	294 (8.6)
1978-79	Greg Kelsner, f	278 (8.7)	2011-12	Draymond Green, f	394 (10.6)
1979-80	Ron Charles, f/c	241 (8.9)	2012-13	Adreian Payne, f	273 (7.6)
1980-81	Jay Vincent, c/f	229 (8.5)	2013-14	Brandon Dawson, f	233 (8.3)
1981-82	Derek Perry, f	151 (5.4)	2014-15	Brandon Dawson, f	318 (9.1)
1982-83	Kevin Willis, c	258 (9.6)	2015-16	Matt Costello, f	287 (8.2)
1983-84	Kevin Willis, c	192 (7.7)	2016-17	Miles Bridges, g/f	232 (8.3)
1984-85	Ken Johnson, c	285 (10.2)	2017-18	Nick Ward, f	249 (7.1)
1985-86	Larry Polec, f	178 (5.7)	2018-19	Kenny Goins, f	349 (8.9)
1986-87	Carlton Valentine, f	157 (5.6)	2019-20	Xavier Tillman Sr., f	320 (10.3)
1987-88	Carlton Valentine, f	157 (5.6)	2020-21	Aaron Henry, f	158 (5.6)

## Game

OFF. REB.*	NO.	DATE (OPP.)
1. Goran Sutton	11	11/24/2007 (Oak.)
Antonio Smith	11	1/29/1997 (Pur.)
3. Nick Ward	9	3/4/2017 (Mary.)
Matt Costello	9	3/2/2016 (Rutgers)
Brandon Dawson	9	12/3/2014 (UND)
Derrick Nix	9	3/21/2013 (Valpo.)
Morris Peterson	9	3/21/1999 (Ky.)
8. Nick Ward	8	1/28/18 (Maryland)
DeYonta Davis	8	11/13/2015 (FAU)
Brandon Dawson	8	1/24/2015 (Neb.)
Brandon Dawson	8	11/9/2012 (UConn)
Derrick Nix	8	11/13/2010 (FGCU)
Paul Davis	8	12/31/2005 (Cop. St.)
Antonio Smith	8	1/2/1997 (Indiana)
Jon Garavaglia	8	11/28/1995 (Ark.)

DEF. REB.*	NO.	DATE (OPP.)
1. Miles Bridges	19	12/31/17 (Sav. St.)
2. Antonio Smith	17	3/8/1997 (Indiana)
3. Draymond Green	15	3/22/2012 (L'ville)
Andre Hutson	15	2/24/2001 (PSU)
5. Kenny Goins	14	11/27/18 (L'ville)
Miles Bridges	14	11/23/2016 (SJU)
Draymond Green	14	2/5/2012 (Mich.)
8. Kenny Goins	13	3/9/2019 (Mich.)
Brandon Dawson	13	1/8/2015 (Iowa)
Draymond Green	13	3/10/2012 (Wis.)
Goran Sutton	13	3/20/2009 (R. Morris)
Antonio Smith	13	2/18/1999 (Mich.)
Jamie Feick	13	2/7/1995 (Pur.)

Mike Peplowski 13 2/8/1992 (Wis.)

\* Since 1986-87 Season

## Team

## Season

REBOUNDS	NO.	GAMES
1. 2018-19	1,580	39
2. 1999-2000	1,521	39
3. 1958-59	1,508	23
4. 2008-09	1,482	38
2014-15	1,458	39

REB. AVG.	NO.	GAMES
1. 1958-59	65.5 (1,508)	23
2. 1959-60	57.7 (1,212)	21
3. 1961-62	54.6 (1,201)	22
4. 1964-65	51.7 (1,189)	23
5. 1962-63	51.4 (1,028)	20



# REBOUNDING/FIELD-GOAL RECORDS

## 20-REB. GAMES

29	Horace Walker	12/25/1959 (Butler)
	Johnny Green	12/30/1957 (Washington)
28	Horace Walker	1/23/1960 (Iowa)
	Johnny Green	12/28/1957 (USC)
27	Greg Kelsner	1/3/1976 (Wisconsin)
26	Horace Walker	3/5/1960 (Indiana)
	Keith Stackhouse	2/18/1952 (Minnesota)
25	Ted Williams	1/16/1961 (Michigan)
	Johnny Green	2/21/1959 (Purdue)
24	Horace Walker	1/9/1960 (Michigan)
	Horace Walker	2/16/1959 (Nwestern)
	Johnny Green	1/5/1959 (Iowa)
	Johnny Green	3/8/1958 (Indiana)
	Horace Walker	12/17/1958 (Notre Dame)
23	Lindsay Hairston	12/20/1974 (San Fran.)
	Lindsay Hairston	2/2/1974 (Purdue)
	Horace Walker	2/1/1960 (Minnesota)
	Johnny Green	12/2/1957 (Butler)
22	Bernard Copeland	3/1/1969 (Ohio State)
	Lee Lafayette	1/7/1967 (Illinois)
	Johnny Green	1/18/1958 (Nwestern)
	Johnny Green	12/21/1957 (Notre Dame)
21	Miles Bridges	12/31/2017 (Savannah State)
	Lindsay Hairston	1/25/1975 (Wisconsin)
	Bill Berry	12/1/1962 (Kansas State)
	Horace Walker	12/5/1959 (Notre Dame)
	Duane Peterson	1/21/1956 (Minnesota)
20	Goran Sutton	11/24/2007 (Oakland)
	Kevin Willis	1/8/1983 (Northwestern)
	Kevin Willis	3/5/1983 (Wisconsin)
	Earvin Johnson	12/8/1977 (Wichita St.)
	Bill Kilgore	2/20/1971 (Wisconsin)
	Bill Kilgore	2/13/1971 (Minnesota)
	Ralph Simpson	12/19/1969 (Bradley)
	Lance Olson	2/8/1960 (Illinois)
	Horace Walker	1/16/1960 (Illinois)
	Johnny Green	2/10/1958 (Iowa)
	Johnny Green	1/4/1958 (Ohio State)

## YEAR-BY-YEAR FIELD-GOAL % LEADERS

Minimum 100 attempts (since 1946-47)

Year	Name	Pct. (FG-FGA)	Year	Name	Pct. (FG-FGA)
1946-47	Robin Roberts, f	.389 (81-208)	1984-85	Ken Johnson, c	.604 (128-212)
1947-48	Bob Brannum, c	.389 (124-319)	1985-86	Carlton Valentine, f	.650 (80-123)
1948-49	John Granack, f	.362 (42-116)	1986-87	Carlton Valentine, f	.622 (135-217)
1949-50	Bob Carey, c	.448 (65-145)	1987-88	George Papadakis, c	.650 (102-157)
1950-51	Sonny Means, g	.378 (39-103)	1988-89	Matt Steigenga, f	.558 (115-206)
1951-52	Gordon Stauffer, g	.365 (77-211)	1989-90	Matt Steigenga, f	.587 (138-235)
1952-53	Robert Armstrong, c	.379 (96-253)	1990-91	Mike Peplowski, c	.627 (99-158)
1953-54	Bob Devenny, g	.376 (53-141)	1991-92	Mike Peplowski, c	.632 (168-266)
1954-55	Duane Peterson, c	.467 (107-229)	1992-93	Mike Peplowski, c	.639 (161-252)
1955-56	Julius McCoy, f	.423 (228-538)	1993-94	Anthony Miller, c	.651 (162-249)
1956-57	George Ferguson, f	.428 (137-320)	1994-95	Jamie Feick, c	.617 (111-180)
1957-58	Johnny Green, c	.512 (164-320)	1995-96	Quinton Brooks, f	.564 (195-346)
1958-59	Lance Olson, f	.428 (96-224)	1996-97	Antonio Smith, f	.564 (92-163)
1959-60	Dave Fahs, g	.432 (108-250)	1997-98	DuJuan Wiley, c	.624 (78-125)
1960-61	Jack Lamers, f/g	.422 (84-190)	1998-99	Andre Hutson, f	.617 (111-180)
1961-62	Bill Schwarz, g	.415 (71-171)	1999-2000	Andre Hutson, f	.586 (147-251)
1962-63	Bill Schwarz, g	.419 (67-160)	2000-01	Andre Hutson, f	.622 (173-278)
1963-64	Fred Thomann, c	.480 (145-302)	2001-02	Adam Ballinger, f	.545 (116-213)
1964-65	Stan Washington, f	.474 (185-390)	2002-03	Aloysius Anagnone, f	.618 (97-157)
1965-66	Bill Curtis, f	.487 (149-306)	2003-04	Paul Davis, c	.568 (163-287)
1966-67	Heywood Edwards, g	.476 (59-124)	2004-05	Alan Anderson, f	.556 (149-268)
1967-68	John Bailey, g	.462 (86-186)	2005-06	Paul Davis, c	.566 (206-364)
1968-69	Lee Lafayette, c/f	.436 (155-355)	2006-07	Marquise Gray, f	.578 (96-166)
1969-70	Pat Miller, g/f	.525 (83-158)	2007-08	Drew Naimick, c	.650 (65-100)
1970-71	Bill Kilgore, f/c	.523 (134-256)	2008-09	Delvon Roe, f	.566 (81-143)
1971-72	Bill Kilgore, f/c	.581 (142-244)	2009-10	Delvon Roe, f	.553 (83-150)
1972-73	Bill Kilgore, f/c	.574 (163-284)	2010-11	Delvon Roe, f	.483 (71-147)
1973-74	Bill Glover, g	.580 (69-119)	2011-12	Branden Dawson, f	.577 (109-189)
1974-75	Bill Glover, g	.546 (124-227)	2012-13	Adrian Payne, f	.546 (137-251)
1975-76	Greg Kelsner, f	.517 (136-264)	2013-14	Branden Dawson, f	.613 (136-222)
1976-77	Terry Donnelly, g	.534 (87-163)	2014-15	Gavin Schilling, f	.582 (82-141)
1977-78	Greg Kelsner, f	.610 (221-362)	2015-16	Devonta Davis, f	.598 (119-199)
1978-79	Ron Charles, f/c	.665 (115-173)	2016-17	Nick Ward, f	.592 (181-306)
1979-80	Ron Charles, f/c	.676 (169-250)	2017-18	Nick Ward, f	.648 (162-250)
1980-81	Derek Perry, f	.601 (83-138)	2018-19	Xavier Tillman Sr., f	.605 (144-238)
1981-82	Derek Perry, f	.495 (99-200)	2019-20	Xavier Tillman Sr., f	.550 (165-300)
1982-83	Kevin Willis, c	.596 (162-272)	2020-21	Joey Hauser, f	.475 (94-198)
1983-84	Ben Tower, f	.573 (63-110)			

## Game

REBOUNDS	OPPONENT	DATE
1. 84	Iowa	2/15/1964
84	Ohio State	1/19/1959
3. 78	Southern Ill.	12/13/1955
4. 77	Indiana	1/11/1964
77	Butler	12/23/1961

## Big Ten Game

REBOUNDS	OPPONENT	DATE
1. 84	Iowa	2/15/1964
84	Ohio State	1/19/1959
3. 77	Indiana	1/11/1964
4. 74	Illinois	2/17/1964
74	Indiana	3/5/1960

## INDIVIDUAL

### Career

FIELD GOALS	NO.	YEARS
1. Shawn Respert	866	1990-95
2. Scott Skiles	837	1982-86
3. Steve Smith	826	1987-91
4. Greg Kelsner	820	1975-79
5. Jay Vincent	799	1977-81
6. Terry Furlow	721	1972-76
7. Mike Robinson	712	1971-74
8. Sam Vincent	685	1981-85
9. Kalin Lucas	670	2007-11
10. Cassius Winston	648	2016-20

FIELD-GOAL ATT.	NO.	YEARS
1. Shawn Respert	1,791	1990-95
2. Steve Smith	1,695	1987-91
3. Scott Skiles	1,623	1982-86
4. Kalin Lucas	1,575	2007-11
5. Jay Vincent	1,555	1977-81
6. Mike Robinson	1,541	1971-74
7. Greg Kelsner	1,517	1975-79
8. Terry Furlow	1,478	1972-76
9. Cassius Winston	1,405	2016-20
9. Mateen Cleaves	1,331	1996-2000

FIELD-GOAL PCT.*	PCT.	YEARS
1. Ron Charles	.639	1976-80
(376-588)		
2. Mike Peplowski	.621	1989-93
(488-786)		
3. Anthony Miller	.609	1991-94
(321-527)		
4. Andre Hutson	.609	1997-2001
(518-851)		
5. Nick Ward	.605	2016-19
(506-837)		
6. Carlton Valentine	.601	1984-88
(384-639)		
7. Xavier Tillman Sr.	.581	2017-20
(348-598)		
8. Marquise Gray	.576	2005-09
(243-422)		
9. Aloysius Anagnone	.569	1999-2003
(278-489)		
10. Matt Costello	.567	2012-16
(325-573)		

\* Minimum 350 attempts



# FIELD-GOAL RECORDS

## Season

FIELD GOALS	NO.	YEAR
1. Scott Skiles	331	1985-86
2. Terry Furlow	308	1975-76
3. Shawn Respert	272	1993-94
4. Steve Smith	268	1990-91
5. Ralph Simpson	264	1969-70
6. Jay Vincent	259	1980-81
Mike Robinson	259	1972-73
8. Darryl Johnson	247	1986-87
9. Greg Kelsner	246	1978-79
10. Sam Vincent	245	1984-85
Mike Robinson	245	1971-72

By Class:

Fresh.: Nick Ward - 181 (2016-17)

Soph.: Ralph Simpson - 264 (1969-70)

Junior: Shawn Respert - 272 (1993-94)

Senior: Scott Skiles - 331 (1985-86)

FIELD-GOAL ATT.	NO.	YEAR
1. Terry Furlow	653	1975-76
2. Scott Skiles	598	1985-86
3. Ralph Simpson	588	1969-70
4. Steve Smith	566	1990-91
5. Mike Robinson	565	1971-72
6. Shawn Respert	562	1993-94
7. Julius McCoy	538	1955-56
8. Mike Robinson	536	1972-73
9. Cassius Winston	528	2018-19
10. Pete Gent	526	1963-64

By Class:

Fresh.: Earvin Johnson - 382 (1977-78)

Soph.: Ralph Simpson - 588 (1969-70)

Junior: Shawn Respert - 562 (1993-94)

Senior: Terry Furlow - 653 (1975-76)

FG PCT.*	PCT.	YEAR
1. Ron Charles	.676	1979-80
(169-250)		
2. Ron Charles	.665	1978-79
(115-173)		
3. Anthony Millier	.651	1993-94
(162-249)		
4. Carlton Valentine	.650	1985-86
(80-123)		
5. Drew Naynick	.650	2007-08
(65-100)		
6. George Papadakos	.650	1987-88
(102-157)		
7. Nick Ward	.648	2017-18
(162-250)		
8. Mike Peplowski	.639	1992-93
(161-252)		
9. Mike Peplowski	.632	1991-92
(168-266)		
10. Mike Peplowski	.627	1990-91
(99-158)		

\* Minimum 100 attempts

By Class:

Fresh.: Andre Hutson - .613 (1997-98)

Soph.: Carlton Valentine - .650 (1985-86)

Junior: Ron Charles - .665 (1978-79)

Senior: Ron Charles - .676 (1979-80)

## Game

FIELD GOALS	NO.	DATE (OPP.)
1. Scott Skiles	20	1/18/1986 (Minn.)
Julius McCoy	20	12/21/1955 (ND)
3. Ralph Simpson	19	12/13/1969 (WMU)
4. Darryl Johnson	18	12/29/1986 (BYU)
Scott Skiles	18	1/30/1986 (Wis.)
Terry Furlow	18	1/5/1976 (Iowa)
7. Scott Skiles	17	3/8/1986 (Ohio St.)
Jay Vincent	17	2/28/1981 (Minn.)
Mike Robinson	17	3/3/1973 (N'western)
Ralph Simpson	17	12/27/1969 (Oregon)

FG ATTEMPTS	NO.	DATE (OPP.)
1. Julius McCoy	36	2/27/1956 (Wis.)
2. Mike Robinson	34	3/7/1972 (Ohio St.)
Ralph Simpson	34	2/28/1970 (Ohio St.)
Al Ferrari	34	1/5/1953 (Indiana)
5. Scott Skiles	33	3/8/1986 (Ohio St.)
Mike Robinson	33	2/12/1972 (Iowa)
Ralph Simpson	33	1/31/1970 (Minn.)
8. Terry Furlow	32	12/6/1975 (EMU)
Ralph Simpson	32	12/27/1969 (Oregon)
10. Six occasions with 31 FG Attempts		

FG PCT.*	PCT.	DATE (OPP.)
1. Nick Ward	1.000	12/3/18 (Iowa)
(10-10)		
Alan Anderson	1.000	2/24/2005 (Wis.)
(10-10)		
Carlton Valentine	1.000	12/2/1986 (Brklyn)
(11-11)		
Ron Charles	1.000	1/24/1980 (Mich.)
(12-12)		
Bob Chapman	1.000	12/2/1977 (R.I.)
(11-11)		
6. Nick Ward	.923	12/16/18 (GB)
(12-13)		
7. Kirk Manns	.917	3/29/1989 (UAB)
(11-12)		
Darryl Johnson	.917	2/15/1986 (Minn.)
(11-12)		
Ron Charles	.917	12/18/1979 (CMU)
(11-12)		
10. Ken Johnson	.909	1/3/1985 (Ohio St.)
(10-11)		
Derek Perry	.909	12/12/1980 (EMU)
(10-11)		

\* Minimum 10 attempts

## TEAM

### Season

FIELD GOALS	NO.	GAMES
1. 2018-19	1,071	39 games
2. 1985-86	1,043	31 games
3. 2013-14	1,024	38 games
4. 1998-99	1,020	38 games
5. 1999-2000	1,018	39 games

FIELD-GOAL ATT.	NO.	GAMES
1. 2018-19	2,230	39 games
2. 2014-15	2,181	39 games
3. 2013-14	2,159	38 games
4. 1998-99	2,156	38 games
5. 1999-00	2,148	39 games

FIELD-GOAL PCT.	NO.	GAMES
1. 1985-86	.561	31 games
2. 1984-85	.537	31 games
3. 1978-79	.527	32 games
4. 1977-78	.524	30 games
5. 1986-87	.524	28 games

## Game

FIELD GOALS	OPPONENT	DATE
1. 50	Morehead St.	12/1/1992
50	Oklahoma	12/21/1963
3. 47	East Tenn. St.	12/9/1993
47	New Hampshire	2/30/1977
5. 46	Neb. Omaha	12/4/2011
46	Wisconsin	1/25/1975
46	Wisconsin	1/6/1964

FG ATT.	OPPONENT	DATE
1. 101	BYU	12/23/1963
101	Indiana	3/5/1960
3. 100	Cal State-Full.	12/1/1967
100	Oklahoma	12/21/1963
100	Wisconsin	3/2/1963

FG PCT.	OPPONENT	DATE
1. .738 (31-42)	Minnesota	2/28/1987
2. .733 (33-45)	Ohio State	2/7/2004
3. .686 (35-51)	Cincinnati	12/21/1991
4. .682 (30-44)	at Illinois	1/22/2018
5. .679 (36-53)	Penn State	1/20/2007

## Big Ten Game

FIELD GOALS	OPPONENT	DATE
1. 46	Wisconsin	1/25/1975
46	Wisconsin	1/6/1964
3. 44	Michigan	3/4/2000
4. 43	Purdue	2/3/1964
5. 42	Four occasions	

FG ATT.	OPPONENT	DATE
1. 101	Indiana	3/5/1960
2. 100	Wisconsin	3/2/1963
3. 97	Ohio State	3/3/1956
4. 96	Ohio State	2/22/1965
96	Minnesota	1/14/1964
96	Indiana	1/11/1964

FG PCT.	OPPONENT	DATE
1. .738 (31-42)	Minnesota	2/28/1987
2. .733 (33-45)	Ohio State	2/7/2004
3. .682 (30-44)	at Illinois	1/22/2018
4. .679 (36-53)	Penn State	1/20/2007
5. .667 (34-51)	Ohio State	3/5/2016
.667 (26-39)	Illinois	2/7/1985



# FREE-THROW RECORDS

## INDIVIDUAL

### Career

FREE THROWS	NO.	YEARS
1. Kalin Lucas	507	2007-11
2. Paul Davis	477	2002-06
3. Sam Vincent	476	1981-85
4. Shawn Respert	468	1990-95
5. Steve Smith	464	1987-91
6. Scott Skiles	446	1982-86
7. Cassius Winston	414	2016-20
8. Keith Appling	389	2010-14
9. Raymar Morgan	384	2006-10
10. Alan Anderson	379	2001-05

FREE-THROW ATT.	NO.	YEARS
1. Kalin Lucas	637	2007-11
2. Paul Davis	625	2002-06
3. Steve Smith	614	1987-91
4. Sam Vincent	593	1981-85
5. Greg Kelser	590	1975-79
6. Raymar Morgan	571	2006-10
7. Nick Ward	547	2016-19
8. Shawn Respert	546	1990-95
9. Julius McCoy	544	1953-56
10. Scott Skiles	525	1982-86

FREE-THROW PCT.*	PCT.	YEARS
1. Drew Neitzel (251-290)	.866	2004-08
2. Shawn Respert (468-546)	.857	1990-95
3. Scott Skiles (446-525)	.850	1982-86
4. Cassius Winston (414-490)	.844	2016-20
5. Alan Anderson (379-456)	.831	2001-05
6. Shannon Brown (241-290)	.831	2003-06
7. Darryl Johnson (200-241)	.830	1983-87
8. Earvin Johnson (363-445)	.816	1977-79
9. Stan Washington (278-341)	.815	1963-66
10. Terry Furlow (335-411)	.815	1972-76

\* Minimum 200 attempts

### Season

FREE THROWS	NO.	YEAR
1. Earvin Johnson	202	1978-79
2. Scott Skiles	188	1985-86
3. Terry Furlow	177	1975-76
4. Sam Vincent	176	1984-85
5. Kalin Lucas	172	2008-09
6. Cassius Winston	163	2018-19
7. Earvin Johnson	161	1977-78
8. Paul Davis	160	2005-06
9. Al Ferrari	152	1954-55
10. Steve Smith	150	1990-91

By Class:  
Fresh.: Earvin Johnson - 161 (1977-78)  
Soph.: Earvin Johnson - 202 (1978-79)  
Junior: Cassius Winston - 163 (2018-19)  
Senior: Scott Skiles - 188 (1985-86)

FT ATTEMPTS	NO.	YEAR
1. Earvin Johnson	240	1978-79
2. Julius McCoy	214	1955-56
3. Kalin Lucas	213	2008-09
4. Scott Skiles	209	1985-86
5. Sam Vincent	208	1984-85
6. Earvin Johnson	205	1977-78
7. Bob Adaregg	203	1958-59
8. Terry Furlow	202	1975-76
9. Nick Ward	200	2016-17
10. Greg Kelser	196	1976-77

By Class:  
Fresh.: Earvin Johnson - 205 (1977-78)  
Soph.: Earvin Johnson - 240 (1978-79)  
Junior: Shawn Respert - 196 (1993-94)  
Senior: Julius McCoy - 214 (1955-56)

FT PCT.	PCT.	FT-FTA
1. Darryl Johnson (111-122)	.910	1986-87
2. Cassius Winston (81-90)	.900	2017-18
2. Scott Skiles (188-209)	.900	1985-86
3. A.J. Granger (67-75)	.893	1999-2000
4. Terry Donnelly (60-68)	.882	1979-80
5. Drew Neitzel (123-140)	.879	2006-07
6. Alan Anderson (114-130)	.877	2004-05
7. Terry Furlow (177-202)	.876	1975-76
8. Shawn Respert (68-78)	.872	1991-92
9. Austin Thornton (54-62)	.871	2011-12

\* Minimum 50 attempts

By Class:  
Fresh.: Shawn Respert - .872 (1991-92)  
Soph.: Cassius Winston - .900 (2017-18)  
Junior: Drew Neitzel - .879 (2006-07)  
Senior: Darryl Johnson - .910 (1986-87)

### Game

FREE THROWS	NO.	DATE (OPP.)
1. Al Ferrari	21	2/28/1955 (Ind.)
2. Terry Furlow	20	1/8/1976 (Nwestern)
3. Kevin Smith	19	1/7/1982 (Ind.)
4. Adreian Payne	17	3/20/2014 (Del.)
Sam Vincent	17	2/24/1983 (Ohio St.)

FT ATTEMPTS	NO.	DATE (OPP.)
1. Al Ferrari	26	2/28/1955 (Ind.)
2. Terry Furlow	22	1/8/1976 (Nwestern)
3. Rudy Benjamin	21	12/12/1970 (WMU)
4. Kevin Smith	19	1/7/1982 (Indiana)
5. Steve Smith	18	2/25/1991 (Minn.)
Earvin Johnson	18	1/20/1979 (Iowa)

FT PCT.	PCT.	DATE (OPP.)
1. Kevin Smith	1.000	1/7/1982 (Indiana)
Adreian Payne	1.000	3/20/2014 (Del.)
Sam Vincent	1.000	2/24/1983 (OSU)
Steve Smith	1.000	1/19/1991 (Minn.)
Three (14-14), One (13-13), Two (12-12), Seven (11-11), 16 (10-10)		

## TEAM

### Season

FREE THROWS	NO.	GAMES
1. 2008-09	612	38 games
2. 1999-2000	600	39 games
3. 2002-03	564	35 games
4. 1978-79	559	32 games
5. 2004-05	543	33 games

FT ATTEMPTS	NO.	GAMES
1. 2008-09	877	38 games
2. 1999-2000	816	39 games
3. 1978-79	775	32 games
4. 2002-03	767	35 games
5. 2009-10	764	37 games

FT PCT.	NO.	GAMES
1. 1985-86	.799	31 games
2. 2004-05	.777	33 games
3. 2003-04	.771	30 games
2001-02	.771	31 games
1986-87	.771	28 games

### Game

FT	OPPONENT	DATE
1. 42	Oklahoma	12/6/2003
2. 41	Ill.-Chicago	12/3/1983
3. 40	Ohio State	2/24/1983
40	Penn	12/30/1954
5. 36	Wisconsin	1/8/1955

FT ATT.	OPPONENT	DATE
1. 53	Ill.-Chicago	12/3/1983
2. 49	Western Mich.	12/12/1970
49	Wisconsin	1/8/1955
49	Kansas State	1/5/1954
5. 48	Oklahoma	12/6/2003

### FREE-THROW PERCENTAGE:

1.000 (18-18)  
vs. Mich. (1/30/2001) & Illinois (1/12/86)

## Big Ten Game

FT	OPPONENT	DATE
1. 40	Ohio State	2/24/1983
2. 36	Wisconsin	1/8/1955
3. 34	Indiana	2/23/1963
4. 33	Indiana	2/28/1955
5. 32	Minnesota	1/11/2014

FT ATT.	OPPONENT	DATE
1. 49	Wisconsin	1/8/1955
2. 45	Ohio State	2/24/1983
3. 44	Iowa	1/20/1979
44	Indiana	2/23/1963
5. 42	Penn State	1/3/2001

### FREE-THROW PERCENTAGE

1.000 (18-18)  
vs. Mich. (1/30/2001) & Illinois (1/12/86)





# FREE-THROW/3-POINT RECORDS

## YEAR-BY-YEAR FREE-THROW % LEADERS

Minimum 50 attempts (since 1946-47)

Year	Name	PCT. (FT-FTA)
1946-47	Bob Geahan, f	.656 (61-93)
1947-48	Bob Brannum, c	.615 (96-156)
1948-49	John Granack, f	.617 (37-60)
1949-50	Jim Snodgrass, g	.694 (50-72)
1950-51	Bob Carey, f/c	.683 (54-79)
1951-52	Gordon Stauffer, g	.810 (56-69)
1952-53	Al Ferrari, f	.691 (123-178)
1953-54	Bob Armstrong, c	.754 (49-65)
1954-55	Al Ferrari, f	.792 (152-192)
1955-56	George Ferguson f/g	.699 (65-93)
1956-57	Jack Quiggle, g	.714 (100-140)
1957-58	Jack Quiggle, g	.721 (75-104)
1958-59	Horace Walker, f/c	.719 (69-96)
1959-60	Horace Walker, f/c	.798 (119-149)
1960-61	Dick Hall, f/c	.800 (104-130)
1961-62	Jack Lamers, f/c	.761 (51-67)
1962-63	Jack Lamers, f/g	.770 (47-61)
1963-64	Bill Schwarz, g	.784 (40-51)
1964-65	Stan Washington, f	.851 (120-141)
1965-66	Stan Washington, f	.798 (91-114)
1966-67	Steve Rymal, g	.690 (49-71)
1967-68	Harrison Stepler, g	.815 (44-54)
1968-69	Jim Gibbons, f	.714 (79-98)
1969-70	Ralph Simpson, g	.822 (139-169)
1970-71	Rudy Benjamin, g	.725 (116-160)
1971-72	Mike Robinson, g	.707 (104-147)
1972-73	Mike Robinson, g	.796 (90-113)
1973-74	Mike Robinson, g	.773 (99-128)
1974-75	Terry Furlow, f	.825 (99-120)
1975-76	Terry Furlow, f	.876 (177-202)
1976-77	Terry Donnelly, g	.769 (40-52)
1977-78	Bob Chapman, g	.802 (65-81)
1978-79	Eavin Johnson, g/f	.842 (202-240)
1979-80	Terry Donnelly, g	.882 (60-68)
1980-81	Mike Brkovich, g/f	.862 (56-65)
1981-82	Sam Vincent, g	.747 (68-91)
1982-83	Scott Skiles, g	.831 (69-83)

Year	Name	PCT. (FT-FTA)
1983-84	Scott Skiles, g	.832 (99-119)
1984-85	Sam Vincent, g	.846 (176-208)
1985-86	Scott Skiles, g	.900 (188-209)
1986-87	Darryl Johnson, g	.910 (111-122)
1987-88	Steve Smith, g	.758 (69-91)
1988-89	Kirk Manns, g	.839 (47-56)
1989-90	Kirk Manns, g	.864 (70-81)
1990-91	Steve Smith, g	.802 (150-187)
1991-92	Shawn Respert, g	.872 (68-78)
1992-93	Shawn Respert, g	.856 (119-139)
1993-94	Shawn Respert, g	.840 (142-169)
1994-95	Shawn Respert, g	.869 (139-160)
1995-96	Thomas Kelley, g	.790 (45-57)
1996-97	Mateen Cleaves, g	.722 (57-79)
1997-98	Charlie Bell, g	.793 (69-87)
1998-99	Morris Peterson, f	.814 (114-140)
1999-2000	A.J. Granger, f	.893 (67-75)
2000-01	Charlie Bell, g	.770 (94-122)
2001-02	Adam Ballinger, f	.864 (51-59)
2002-03	Alan Anderson, f	.842 (128-152)
2003-04	Shannon Brown, g	.807 (46-57)
2004-05	Alan Anderson, f	.877 (114-130)
2005-06	Paul Davis, c	.870 (160-184)
2006-07	Drew Neitzel, g	.879 (123-140)
2007-08	Drew Neitzel, g	.860 (74-86)
2008-09	Goran Suton, c	.848 (67-79)
2009-10	Durrell Summers, g	.795 (62-78)
2010-11	Kalin Lucas, g	.820 (137-167)
2011-12	Austin Thornton, g	.871 (54-62)
2012-13	Adreian Payne, f	.848 (89-105)
2013-14	Gary Harris, g	.810 (115-142)
2014-15	Denzel Valentine, g	.826 (71-86)
2015-16	Denzel Valentine, g	.853 (81-95)
2016-17	Eron Harris, g	.776 (45-58)
2017-18	Cassius Winston, g	.900 (81-90)
2018-19	Cassius Winston, g	.840 (163-194)
2019-20	Cassius Winston, g	.852 (115-135)
2020-21	Aaron Henry, f	.762 (80-105)

## YEAR-BY-YEAR 3-POINT FG LEADERS

Based on total 3-pointers (since 1982-83)

Year	Name	3FG (avg.)
1982-83 *	Scott Skiles, g	25 (1.2)
1986-87	Kirk Manns, g	35 (1.2)
1987-88	Kirk Manns, g	27 (0.9)
1988-89	Kirk Manns, g	69 (2.1)
1989-90	Kirk Manns, g	81 (2.6)
1990-91	Steve Smith, g	66 (2.2)
1991-92	Shawn Respert, g	60 (2.0)
1992-93	Shawn Respert, g	60 (2.1)
1993-94	Shawn Respert, g	92 (2.9)
1994-95	Shawn Respert, g	119 (4.3)
1995-96	Ray Weathers, g	39 (1.3)
1996-97	Ray Weathers, g	53 (1.8)
1997-98	Jason Klein, f	69 (2.3)
1998-99	Jason Klein, f	46 (1.2)
1999-2000	Morris Peterson, f	85 (2.2)
2000-01	Charlie Bell, g	52 (1.6)
2001-02	Chris Hill, g	66 (2.1)

\*3-Point shot used in Big Ten and NIT games only.

Year	Name	3FG (avg.)
2002-03	Chris Hill, g	95 (2.7)
2003-04	Chris Hill, g	84 (2.8)
2004-05	Chris Hill, g	61 (1.8)
2005-06	Maurice Ager, g	83 (2.4)
2006-07	Drew Neitzel, g	114 (3.3)
2007-08	Drew Neitzel, g	97 (2.7)
2008-09	Chris Allen, g	52 (1.4)
2009-10	Chris Allen, g	53 (1.5)
2010-11	Durrell Summers, g	62 (1.8)
2011-12	Draymond Green, f	52 (1.4)
2012-13	Gary Harris, g	65 (1.9)
2013-14	Gary Harris, g	81 (2.3)
2014-15	Denzel Valentine, g	102 (2.6)
2015-16	Bryn Forbes, g	112 (3.2)
2016-17	Miles Bridges, g/f	56 (2.0)
2017-18	Cassius Winston, g	75 (2.1)
2018-19	Cassius Winston, g	84 (2.2)
2019-20	Cassius Winston, g	73 (2.4)
2020-21	Joshua Langford, g	35 (1.3)

## INDIVIDUAL


### Career

3-POINT FG	NO.	YEARS
1. Shawn Respert	331	1990-95
2. Chris Hill	306	2001-05
3. Drew Neitzel	273	2004-08
4. Denzel Valentine	265	2012-16
5. Cassius Winston	259	2016-20
6. Kirk Manns	212	1986-90
7. Travis Trice	202	2011-15
8. Maurice Ager	202	2002-06
9. Bryn Forbes	182	2014-16
10. Durrell Summers	161	2007-11

3-POINT FG ATT.	NO.	YEARS
1. Chris Hill	735	2001-05
2. Shawn Respert	728	1990-95
3. Drew Neitzel	684	2004-08
4. Denzel Valentine	650	2012-16
5. Cassius Winston	602	2016-20
6. Maurice Ager	532	2002-06
7. Travis Trice	512	2011-15
8. Mateen Cleaves	457	1996-2000
9. Kirk Manns	446	1986-90
10. Durrell Summers	433	2007-11

3-PT. FG PCT.*	PCT.	YEARS
1. Kirk Manns (212-446)	.475	1986-90
2. Bryn Forbes (182-397)	.458	2012-16
3. Shawn Respert (331-728)	.455	1990-95
4. Ray Weathers (99-222)	.446	1994-97
5. A.J. Granger (77-175)	.440	1996-2000
6. Todd Wolfe (53-121)	.438	1986-90
7. Cassius Winston (259-602)	.430	2016-20
8. Steve Smith (147-353)	.416	1987-91
9. Chris Hill (306-735)	.416	2001-05
10. Eron Harris (86-209)	.411	2015-17

\* Minimum 100 attempts



Cassius Winston is among MSU's all-time leaders in 3-point field goals made, attempted and shooting percentage.

## 3-POINT RECORDS

## Season

3-POINT FG	NO.	YEAR
1. Shawn Respert	119	1994-95
2. Drew Neitzel	114	2006-07
3. Bryn Forbes	112	2015-16
4. Denzel Valentine	104	2015-16
5. Denzel Valentine	102	2014-15
6. Drew Neitzel	97	2007-08
7. Chris Hill	95	2002-03
8. Shawn Respert	92	1993-94
9. Travis Trice	90	2014-15
10. Morris Peterson	85	1999-2000

By Class:

Freshman: Chris Hill - 66 (2001-02)

Soph.: Chris Hill - 95 (2002-03)

Junior: Drew Neitzel - 114 (2006-07)

Senior: Shawn Respert - 119 (1994-95)

3-POINT FG ATT.	NO.	YEAR
1. Drew Neitzel	277	2006-07
2. Shawn Respert	251	1994-95
3. Denzel Valentine	245	2014-15
4. Travis Trice	244	2014-15
Drew Neitzel	244	2007-08
6. Denzel Valentine	234	2015-16
Chris Hill	234	2002-03
8. Bryn Forbes	233	2015-16
9. Gary Harris	230	2013-14
10. Maurice Ager	221	2005-06

By Class:

Freshman: Gary Harris - 158 (2012-13)

Soph.: Chris Hill - 234 (2002-03)

Junior: Drew Neitzel - 277 (2006-07)

Senior: Shawn Respert - 251 (1994-95)

3-PT. FG PCT.	PCT.	YEAR
1. Kirk Manns	.507	1988-89
(69-136)		
2. Todd Wolfe	.500	1988-89
(26-52)		
Scott Skiles	.500	1982-83
(25-50)		
4. Cassius Winston	.497	2017-18
(75-151)		
5. Kenny Kaminski	.494	2013-14
(38-77)		
6. Kelvin Torbert	.484	2003-04
(31-64)		
7. Kirk Manns	.482	1987-88
(27-56)		
8. Bryn Forbes	.481	2015-16
(112-233)		
9. Shawn Respert	.474	1994-95
(119-251)		
10. Kirk Manns	.461	1986-87
(35-76)		

\* Minimum 50 attempts

By Class:

Freshman: Scott Skiles - .500 (1982-83)

Soph.: Cassius Winston - .497 (2017-18)

Junior: Kirk Manns - .507 (1988-89)

Senior: Bryn Forbes - .481 (2015-16)

## Game

3-POINT FG	NO.	DATE (OPP.)
1. Bryn Forbes	11	3/2/2016 (Rutgers)
2. Chris Hill	10	2/23/2003 (Syr.)
3. Shawn Respert	9	1/11/1995 (Ind.)
4. Bryn Forbes	8	2/6/2016 (Mich.)
Shawn Respert	8	3/11/1995 (Wis.)
Shawn Respert	8	2/15/1995 (Illinois)
Shawn Respert	8	12/29/1994 (Ball St.)
Shawn Respert	8	2/23/1994 (Minn.)
Kirk Manns	8	2/12/1990 (Iowa)
Kirk Manns	8	1/25/1989 (Purdue)

3-PT. FG ATT.	NO.	DATE (OPP.)
1. Chris Hill	18	2/23/2003 (Syr.)
2. Drew Neitzel	17	3/17/2007 (UNC)
Maurice Ager	17	11/22/2005 (Gonz.)
Shawn Respert	17	3/17/95 (Weber St.)
Shawn Respert	17	3/11/1995 (Wis.)
6. Bryn Forbes	16	3/2/2016 (Rut.)
7. Shawn Respert	15	3/8/1995 (Iowa)
8. Matt McQuaid	13	3/17/19 (Mich.)
Gary Harris	13	2/23/2014 (Mich.)
Marcus Taylor	13	3/15/2002 (NCSU)
Shawn Respert	13	1/11/1995 (Ind.)
Steve Smith	13	3/3/1991 (Ohio St.)
Kirk Manns	13	2/12/1990 (Iowa)
Kirk Manns	13	1/13/1990 (Iowa)

3-PT. FG PCT.	PCT.	DATE (OPP.)
1. Travis Trice	.875	1/8/2015 (Iowa)
(7-8)		
Drew Neitzel	.875	11/21/2006 (Vt.)
(7-8)		
3. Bryn Forbes	.800	2/6/2016 (Mich.)
(8-10)		
4. Kirk Manns	.800	1/25/1989 (Pur.)
(8-10)		
5. Bryn Forbes	.778	12/22/2015 (Oak.)
(7-9)		
6. Denzel Valentine	.750	1/20/2016 (Neb.)
(6-8)		
Bryn Forbes	.750	1/10/2016 (PSU)
(6-8)		
Gary Harris	.750	1/5/2013 (Pur.)
(6-8)		
Ray Weathers	.750	12/21/1995 (ETSU)
(6-8)		
10. Bryn Forbes	.700	2/23/2016 (OSU)
(7-10)		

\* Minimum 8 attempts

## TEAM

## Season

3-POINT FG	NO.	GAMES
1. 2015-16	321	35 games
2. 2018-19	319	39 games
3. 2013-14	307	38 games
4. 2014-15	294	39 games
5. 2017-18	290	35 games

3-POINT FG ATT.	NO.	GAMES
1. 2018-19	844	39 games
2. 2013-14	783	38 games
3. 2014-15	763	39 games
4. 2015-16	739	35 games
5. 2016-17	732	35 games

3-POINT FG PCT.	NO.	GAMES
1. 2015-16	.434	35 games
2. 1989-90	.431	34 games
3. 1987-88	.421	28 games
4. 1988-89	.419	33 games
5. 1986-87	.416	28 games

## Game

3-PT FG	OPPONENT	DATE
1. 17	Rutgers	1/31/2016
17	Purdue	2/20/2014
3. 16	Maryland	1/4/2018
16	Miss. Valley St.	11/18/2016
16	Rutgers	3/2/2016
16	Northwestern	1/28/2016
16	Michigan	3/4/2000

3-PT FG ATT.	OPPONENT	DATE
1. 37	Syracuse	3/18/2018
2. 35	Va. Tech	11/22/2013
3. 34	Gonzaga	11/22/2005
4. 33	Oakland	12/14/2019
33	Tennessee Tech	11/18/2018
6. 32	LSU	3/29/2019
32	Rutgers	1/31/2016
32	Minnesota	2/26/2015
32	Purdue	2/20/2014
32	Michigan	3/4/2000

## Big Ten Game

3-PT FG	OPPONENT	DATE
1. 17	Rutgers	1/31/2016
17	Purdue	2/20/2014
3. 16	Maryland	1/4/2018
16	Rutgers	3/2/2016
16	Northwestern	1/28/2016
16	Michigan	3/4/2000

3-PT FG ATT.	OPPONENT	DATE
1. 32	Rutgers	1/31/2016
32	Minnesota	2/26/2015
32	Purdue	2/20/2014
32	Michigan	3/4/2000
5. 31	Rutgers	3/2/2016



# ASSIST/STEAL/BLOCK RECORDS

## INDIVIDUAL

### Career

ASSISTS	NO.	YEARS
1. Cassius Winston	890	2016-20
2. Mateen Cleaves	816	1996-2000
3. Scott Skiles	645	1982-86
3. Denzel Valentine	639	2012-16
4. Eric Snow	599	1991-95
5. Drew Neitzel	582	2004-08
6. Mark Montgomery	561	1988-92
7. Kalin Lucas	558	2007-11
8. Travis Walton	555	2005-09
9. Earvin Johnson	491	1977-79

STEALS	NO.	YEARS
1. Mateen Cleaves	195	1996-2000
2. Draymond Green	180	2008-12
3. Scott Skiles	175	1982-86
4. Mark Montgomery	168	1988-92
5. Travis Walton	167	2005-09
6. Branden Dawson	163	2011-15
7. Chris Hill	162	2001-05
8. Sam Vincent	159	1981-85
9. Keith Appling	151	2010-14
10. Ken Redfield	150	1986-90

BLOCKED SHOTS	NO.	YEARS
1. Xavier Tillman Sr.	153	2017-20
2. Matt Costello	146	2012-16
3. Nick Ward	143	2016-19
4. Branden Dawson	142	2011-15
5. Adreian Payne	141	2010-14
6. Drew Naimick	134	2004-08
7. Draymond Green	117	2008-12
8. Jaren Jackson Jr.	106	2017-18
Delvon Roe	106	2008-11
10. Kenny Goins	104	2015-19

### Season

ASSISTS	NO.	YEAR
1. Cassius Winston (7.5 per game)	291	2018-19
2. Mateen Cleaves (7.2 per game)	274	1998-99
3. Earvin Johnson (8.4 per game)	269	1978-79
4. Cassius Winston (6.9 per game)	241	2017-18
Denzel Valentine (7.8 per game)	241	2015-16
6. Earvin Johnson (7.4 per game)	222	1977-78
7. Mateen Cleaves (7.2 per game)	217	1997-98
Eric Snow (7.8 per game)	217	1994-95
9. Eric Snow (6.7 per game)	213	1993-94
10. Scott Skiles (6.5 per game)	203	1985-86

By Class:

Fresh.: Earvin Johnson - 222 (1977-78)  
 Soph.: Earvin Johnson - 269 (1978-79)  
 Junior: Cassius Winston - 291 (2018-19)  
 Senior: Eric Snow - 241 (2015-16)

## YEAR-BY-YEAR ASSIST LEADERS

Based on total assists (since 1975-76)

Year	Name	Ast. (avg.)	Year	Name	Ast. (avg.)
1975-76	Benny White, g	106 (3.9)	1998-99	Mateen Cleaves, g	274 (7.2)
1976-77	Edgar Wilson, t/g	93 (3.4)	1999-2000	Mateen Cleaves, g	179 (6.9)
	Terry Donnelly, g	93 (3.4)	2000-01	Charlie Bell, g	169 (5.1)
1977-78	Earvin Johnson, g/f	222 (7.4)	2001-02	Marcus Taylor, g	153 (5.3)
1978-79	Earvin Johnson, g/f	269 (8.4)	2002-03	Chris Hill, g	128 (3.7)
1979-80	Mike Brkovich, g/f	96 (3.6)	2003-04	Chris Hill, g	128 (3.7)
1980-81	Kevin Smith, g	130 (4.8)	2004-05	Chris Hill, g	141 (4.3)
1981-82	Kevin Smith, g	126 (4.5)	2005-06	Drew Neitzel, g	189 (5.6)
1982-83	Scott Skiles, g	146 (4.2)	2006-07	Travis Walton, g	191 (5.5)
1983-84	Scott Skiles, g	128 (4.6)	2007-08	Travis Walton, g	156 (4.3)
1984-85	Scott Skiles, g	168 (5.8)	2008-09	Kalin Lucas, g	176 (4.6)
1985-86	Scott Skiles, g	203 (6.5)	2009-10	Kalin Lucas, g	131 (4.0)
1986-87	Darryl Johnson, g	112 (4.0)	2010-11	Draymond Green, f	141 (4.1)
1987-88	Ed Wright, g	91 (3.3)	2011-12	Keith Appling, g	144 (3.9)
1988-89	Ken Redfield, f	131 (4.0)	2012-13	Keith Appling, g	120 (3.3)
1989-90	Steve Smith, g	150 (4.8)	2013-14	Keith Appling, g	156 (4.5)
1990-91	Mark Montgomery, g	169 (5.8)	2014-15	Travis Trice, g	197 (5.1)
1991-92	Mark Montgomery, g	190 (6.3)	2015-16	Denzel Valentine, g	241 (7.8)
1992-93	Eric Snow, g	145 (5.2)	2016-17	Cassius Winston, g	182 (5.2)
1993-94	Eric Snow, g	213 (6.7)	2017-18	Cassius Winston, g	241 (6.9)
1994-95	Eric Snow, g	217 (7.8)	2018-19	Cassius Winston, g	291 (7.5)
1995-96	Thomas Kelley, g	114 (3.6)	2019-20	Cassius Winston, g	176 (5.9)
1996-97	Mateen Cleaves, g	146 (5.0)	2020-21	Aaron Henry, f	101 (3.6)
1997-98	Mateen Cleaves, g	217 (7.2)			

STEALS	NO.	YEAR
1. Earvin Johnson	75	1978-79
2. Mateen Cleaves	73	1997-98
3. Earvin Johnson	71	1977-78
4. Mateen Cleaves	69	1998-99
5. Gary Harris	63	2013-14
6. Draymond Green	60	2010-11
Darryl Johnson	60	1986-87
8. Branden Dawson	57	2012-13
Eric Snow	57	1993-94
10. Travis Walton	56	2008-09
Antonio Smith	56	1998-99

By Class:

Fresh.: Earvin Johnson - 68 (1977-78)  
 Soph.: Earvin Johnson - 75 (1978-79)  
 Junior: Mateen Cleaves - 69 (1998-99)  
 Senior: Darryl Johnson - 60 (1986-87)

BLOCKED SHOTS	NO.	YEAR
1. Jaren Jackson Jr.	106	2017-18
2. Ken Johnson	72	1984-85
3. Xavier Tillman Sr.	65	2019-20
Xavier Tillman Sr.	65	2018-19
5. Deyonta Davis	64	2015-16
6. Drew Naimick	60	2007-08
7. Branden Dawson	58	2014-15
8. Drew Naimick	55	2006-07
9. Nick Ward	54	2016-17
10. Ron Charles	51	1979-80

By Class:

Freshman: Jaren Jackson Jr. - 106 (2017-18)  
 Soph.: Xavier Tillman Sr. - 65 (2018-19)  
 Junior: Xavier Tillman Sr. - 65 (2019-20)  
 Senior: Ken Johnson - 72 (1984-85)

## Game

ASSISTS	NO.	DATE (OPP.)
1. Mateen Cleaves	20	3/4/2000 (Mich.)
2. Gary Ganakas	17	12/29/1972 (Roch.)
3. Earvin Johnson	14	1/4/1979 (Wis.)
Earvin Johnson	14	12/13/1978 (WMU)
Earvin Johnson	14	3/16/1978 (W. Ky.)
6. Cassius Winston	13	12/31/2017 (SSU)
Denzel Valentine	13	3/5/2016 (OSU)
Denzel Valentine	13	2/14/2016 (Indiana)
Mateen Cleaves	13	1/24/1999 (Ind.)
Mateen Cleaves	13	1/28/1998 (Ind.)
Eric Snow	13	2/11/1995 (Penn St.)
Earvin Johnson	13	3/18/1979 (ND)
Earvin Johnson	13	12/21/1977 (Detroit)





## ASSIST/STEAL/BLOCK RECORDS

### YEAR-BY-YEAR STEAL LEADERS

Based on total steals (since 1977-78)

Year	Name	Stl. (avg.)	Year	Name	Stl. (avg.)
1977-78	Earvin Johnson, g	71 (2.3)	1999-2000	Charlie Bell, g	47 (1.2)
1978-79	Earvin Johnson, g	75 (2.3)	2000-01	Jason Richardson, g	38 (1.2)
1979-80	Kevin Smith, g	46 (1.7)	2001-02	Marcus Taylor, g	31 (1.1)
1980-81	Kevin Smith, g	38 (1.4)	2002-03	Chris Hill, g	51 (1.5)
1981-82	Sam Vincent, g	41 (1.5)	2003-04	Chris Hill, g	46 (1.5)
1982-83	Sam Vincent, g	44 (1.5)	2004-05	Chris Hill, g	44 (1.3)
1983-84	Scott Skiles, g	40 (1.4)	2005-06	Shannon Brown, g	50 (1.5)
1984-85	Scott Skiles, g	48 (1.7)	2006-07	Travis Walton, g	42 (1.2)
1985-86	Scott Skiles, g	54 (1.7)	2007-08	Goran Suton, c	38 (1.1)
1986-87	Darryl Johnson, g	60 (2.1)	2008-09	Travis Walton, g	56 (1.5)
1987-88	Ken Redfield, f	50 (1.8)	2009-10	Draymond Green, f	45 (1.2)
1988-89	Ken Redfield, f	46 (1.4)	2010-11	Draymond Green, f	60 (1.8)
1989-90	Ken Redfield, f	44 (1.3)	2011-12	Draymond Green, f	54 (1.5)
1990-91	Mark Montgomery, g	52 (1.8)	2012-13	Branden Dawson, f	57 (1.6)
1991-92	Mark Montgomery, g	48 (1.6)	2013-14	Gary Harris, g	63 (1.8)
1992-93	Eric Snow, g	27 (1.0)	2014-15	Branden Dawson, f	42 (1.2)
1993-94	Eric Snow, g	57 (1.8)	2015-16	Denzel Valentine, g	32 (1.0)
1994-95	Eric Snow, g	52 (1.9)	2016-17	Cassius Winston, g	26 (0.7)
1995-96	Quinton Brooks, f	30 (1.0)	2017-18	Cassius Winston, g	23 (0.7)
1996-97	Antonio Smith, f	29 (1.0)	2018-19	Cassius Winston, g	40 (1.0)
1997-98	Mateen Cleaves, g	73 (2.4)	2019-20	Cassius Winston, g	40 (1.3)
1998-99	Mateen Cleaves, g	69 (1.8)	2020-21	Aaron Henry, f	37 (1.3)

### YEAR-BY-YEAR BLOCK LEADERS

Based on total blocks (since 1979-80)

Year	Name	Blk. (avg.)	Year	Name	Blk. (avg.)
1979-80	Ron Charles, f/c	51 (1.9)	2000-01	Jason Richardson, g	28 (0.8)
1980-81	Ben Tower, f	16 (0.6)	2001-02	Aloysius Anagonye, f	31 (1.0)
1981-82	Richard Mudd, f/c	15 (0.6)	2002-03	Aloysius Anagonye, f	20 (0.6)
1982-83	Kevin Willis, c	35 (1.3)		Adam Ballinger, f	20 (0.6)
1983-84	Ken Johnson, f	24 (1.3)		Erazem Lorbek, f	20 (0.6)
	Kevin Willis, c	24 (0.9)	2003-04	Paul Davis, c	19 (0.6)
1984-85	Ken Johnson, c	72 (2.6)	2004-05	Paul Davis, c	20 (0.6)
1985-86	Barry Fordham, c	20 (0.6)	2005-06	Paul Davis, c	29 (0.9)
1986-87	George Papadakos, c	12 (0.4)	2006-07	Drew Naymick, c	55 (1.6)
1987-88	George Papadakos, c	35 (1.4)	2007-08	Drew Naymick, c	60 (1.7)
1988-89	Steve Smith, g	12 (0.4)	2008-09	Delvon Roe, f	29 (0.8)
	Matt Steigenga, f	12 (0.4)	2009-10	Delvon Roe, f	35 (0.9)
1989-90	Matt Steigenga, f	30 (0.9)	2010-11	Delvon Roe, f	42 (1.2)
1990-91	Matt Steigenga, f	32 (1.1)	2011-12	Adreian Payne, f	39 (1.1)
1991-92	Matt Steigenga, f	23 (0.9)	2012-13	Adreian Payne, f	46 (1.3)
1992-93	Mike Poglowski, c	24 (0.9)	2013-14	Matt Costello, f	43 (1.3)
1993-94	Anthony Miller, c	29 (0.9)	2014-15	Branden Dawson, f	58 (1.7)
1994-95	Quinton Brooks, f	16 (0.6)	2015-16	Deyonta Davis, f	64 (1.8)
1995-96	Quinton Brooks, f	18 (0.6)	2016-17	Nick Ward, f	54 (1.5)
1996-97	DuJuan Wiley, c	19 (0.8)	2017-18	Jane Jackson Jr., f	106 (3.0)
1997-98	DuJuan Wiley, c	50 (1.7)	2018-19	Xavier Tillman Sr., f	65 (1.7)
1998-99	Andre Hutson, f	22 (0.6)	2019-20	Xavier Tillman Sr., f	65 (2.2)
	Morris Peterson, f	22 (0.6)	2020-21	Marcus Bingham Jr., f	39 (1.4)
1999-2000	A.J. Granger, f	21 (0.5)			

STEALS	NO.	DATE (OPP.)
1. Mateen Cleaves	9	2/14/1998 (Minn.)
2. Darryl Johnson	8	1/10/1987 (Ohio St.)
Greg Kelsner	8	2/2/1976 (N'western)
4. Jason Richardson	7	2/18/2001 (Purdue)
Greg Kelsner	7	2/4/1978 (Indiana)
Earvin Johnson	7	2/2/1978 (Mich.)
7. Eleven occasions with six steals		

BLOCKED SHOTS	NO.	DATE (OPP.)
1. Kenny Goins	8	2/2/2019 (Indiana)
Jaren Jackson Jr.	8	12/5/2017 (Rutgers)
Ken Johnson	8	12/29/1984 (SDSU)
4. Xavier Tillman Sr.	6	1/5/2020 (Michigan)
Deyonta Davis	6	1/28/2016 (N'western)

Matt Costello	6	1/18/2014 (Illinois)
Draymond Green	6	12/22/2012 (Lehigh)
Drew Naymick	6	2/9/2008 (N'western)
Ken Johnson	6	1/10/1985 (Purdue)
10. Marcus Bingham Jr.	5	1/2/20 (Illinois)
Xavier Tillman Sr.	5	1/9/2020 (Minn.)
Xavier Tillman Sr.	5	2/4/2019 (Penn St.)
Xavier Tillman Sr.	5	3/9/2019 (Mich.)
Xavier Tillman Sr.	5	1/21/19 (Maryland)
Deyonta Davis	5	11/23/2015 (EMU)
Deyonta Davis	5	11/13/2015 (FAU)
Branden Dawson	5	2/14/2015 (Ohio St.)
Adreian Payne	5	3/23/2013 (Memphis)
Delvon Roe	5	1/15/2011 (N'western)
Keith Appling	5	1/3/2011 (N'western)
Delvon Roe	5	12/4/2009 (Wofford)
Matt Steigenga	5	2/3/1990 (Purdue)
Barry Fordham	5	2/15/1986 (Minn.)

## TEAM

### Season

ASSISTS	NO.	GAMES
1. 2015-16	719	35 games
2. 2018-19	715	39 games
3. 2017-18	670	35 games
4. 2014-15	646	39 games
5. 2013-14	637	38 games

STEALS	NO.	GAMES
1. 1998-99	298	38 games
2. 2012-13	289	36 games
3. 2011-12	265	37 games
4. 2013-14	259	38 games
5. 2004-05	258	33 games

BLOCKED SHOTS	NO.	GAMES
1. 2017-18	251	35 games
2. 2018-19	205	39 games
3. 2015-16	177	35 games
4. 2014-15	176	39 games
5. 2013-14	174	38 games

### Game

ASSISTS	OPPONENT	DATE
1. 36	Michigan	3/4/2000
2. 35	Savannah State	12/31/2017
35	Neb. Omaha	12/4/2011
35	Alcorn State	12/13/2008
5. 33	FGCU	11/11/2018
33	Miss. Valley St.	11/18/2016

STEALS	OPPONENT	DATE
1. 18	Portland St.	12/10/1979
2. 17	Five occasions	

BLOCKS	OPPONENT	DATE
1. 16	Houston Baptist	12/18/2017
2. 14	Indiana	2/2/2019
3. 13	Indiana	2/3/2018
13	Rutgers	12/5/2017
13	San Jose St.	12/19/2007

### Big Ten Game

ASSISTS	OPPONENT	DATE
1. 36	Michigan	3/4/2000
2. 30	Penn State	2/28/2008
30	Iowa	2/17/1975
4. 29	Wisconsin	1/25/1975
29	Ohio State	3/5/2016

STEALS	OPPONENT	DATE
1. 17	Michigan	2/17/1979
2. 16	Wisconsin	3/7/2013
16	Iowa	1/10/2012
16	Northwestern	2/25/1999
5. 15	Michigan	3/7/2010
15	Indiana	2/4/1978

BLOCKS	OPPONENT	DATE
1. 14	Indiana	2/2/2019
2. 13	Indiana	2/3/2018
13	Rutgers	12/5/2017
4. 12	Michigan	1/5/2020
12	Nebraska	2/16/2013
12	Northwestern	1/3/2011



## INDIVIDUAL

## Career

GAMES PLAYED	NO.	YEARS
1. Draymond Green	145	2008-12
Durrell Summers	145	2007-11
3. Denzel Valentine	144	2012-16
4. Travis Walton	143	2005-09
5. Keith Appling	142	2010-14
6. Kalin Lucas	141	2007-11
7. Matt McQuaid	140	2015-19
Charlie Bell	140	1997-2001
9. Cassius Winston	139	2016-20
Derrick Nix	139	2009-13

GAMES STARTED	NO.	YEARS
1. Charlie Bell	136	1997-2001
2. Andre Hutson	129	1997-2001
3. Keith Appling	123	2010-14
Matt Steigenga	123	1988-92
5. Branden Dawson	121	2011-15
6. Raymar Morgan	120	2006-10
7. Kalin Lucas	119	2007-11
8. Shawn Respert	118	1990-95
9. Denzel Valentine	117	2012-16
Drew Neitzel	117	2004-08
Steve Smith	117	1987-91

## TEAM

## Season

WINS	NO.	GAMES
1. 1998-99	33	38 games
2. 2018-19	32	39 games
1999-2000	32	39 games
4. 2008-09	31	38 games
5. 2017-18	30	35 games

## Game

VICTORY MARGIN	POINTS	DATE
1. vs. Alma	99 (102-3)	2/1/1902
2. vs. Battle Creek YMCA	90 (94-4)	2/25/1905
3. vs. Bay City YMCA	72 (84-12)	2/7/1910
4. vs. DePaul	69 (76-7)	1/13/1909
5. vs. Tenn. Tech	68 (101-33)	11/18/2018
vs. Morehead St.	68 (121-53)	12/1/1992

DEFEAT MARGIN	POINTS	DATE
1. vs. Indiana	52 (55-107)	1/4/1975
2. at Kentucky	50 (86-36)	1/27/1947
3. at Ohio State	44 (87-43)	2/11/1950
4. at Iowa	43 (111-68)	1/16/1965
5. at Detroit A.C.	42 (54-12)	2/10/1911

COMBINED PTS	POINTS	DATE
1. vs. Oklahoma	218 (118-100)	12/21/1963
2. vs. Gonzaga	215 (106-109)	11/22/2005
3. vs. Ball State	212 (117-95)	12/29/1994
4. at Illinois	210 (121-89)	3/9/1965
vs. Indiana	210 (107-103)	1/11/1964

## TRIPLE DOUBLES

## Earvin Johnson - 8

OPPONENT	PTS.	REB.	AST.
Pennsylvania, 3/24/1979	29	10	10
Lamar, 3/11/1979	13	17	10
Illinois, 2/24/1979	21	11	11
Kansas, 2/4/1979	12	10	11
Northwestern, 1/27/1979	26	10	10
Wisconsin, 1/4/1979	21	13	14
Oregon State, 12/29/1978	10	10	10
Detroit, 12/21/1977	11	10	13

## Draymond Green - 3

OPPONENT	PTS.	REB.	AST.
Long Island, 3/16/2012	24	12	10
UCLA, 3/17/2011	23	11	10
Penn State, 2/10/2011	15	14	10

## Denzel Valentine - 2

OPPONENT	PTS.	REB.	AST.
Boston College, 11/26/2015	29	11	10
Kansas, 11/17/2015	29	12	12

## Charlie Bell - 1

OPPONENT	PTS.	REB.	AST.
Oakland, 11/19/2000	13	11	10



**Draymond Green joins Earvin "Magic" Johnson and Cincinnati's Oscar Robertson as the only players in history with more than one triple-double in the NCAA Tournament.**

TEAM FOULS	FOULS	DATE
1. at Northwestern	41	2/2/1952
2. at Missouri	39	12/22/1983
at Wisconsin	39	1/29/1977
4. at Minnesota	35	1/12/1952
5. vs. Central Mich.	34	11/29/1980

## Big Ten Game

VICTORY MARGIN	POINTS	DATE
1. vs. Michigan	51 (114-63)	3/4/2000
2. vs. Penn State	37 (86-49)	2/2/2008
vs. Northwestern	37 (93-56)	1/18/1955
4. vs. Minnesota	36 (79-43)	3/2/2000
at Northwestern	36 (82-46)	2/27/1986

DEFEAT MARGIN	POINTS	DATE
1. vs. Indiana	52 (55-107)	1/4/1975
2. at Iowa	43 (68-111)	1/16/1965
3. at Iowa	36 (47-83)	2/21/1996
4. at Illinois	32 (89-121)	3/9/1965
at Ohio State	32 (79-111)	1/30/1960

COMBINED SCORE	POINTS	DATE
1. at Illinois	210 (121-89)	3/9/1965
vs. Indiana	210 (107-103)	1/11/1964
3. vs. Illinois	207 (94-113)	2/20/1965
at Indiana	207 (94-113)	2/23/1963
5. vs. Indiana	206 (94-112)	2/8/1965

TEAM FOULS	FOULS	DATE
1. at Northwestern	41	2/2/1952
2. at Wisconsin	39	1/29/1977
3. at Minnesota	35	1/12/1952
4. Four occasions with 33 fouls		

## Games at Breslin Ctr.

VICTORY MARGIN	POINTS	DATE
1. vs. Tenn. Tech	68 (101-33)	11/18/2018
vs. Morehead St.	68 (121-53)	12/1/1992
3. vs. Alcorn State	58 (118-60)	12/13/2008
vs. Green Bay	58 (104-46)	11/23/2004
5. vs. Savannah St.	56 (108-52)	12/31/2017
6. vs. Nicholls State	54 (92-38)	12/9/2001
7. vs. Binghamton	53 (100-47)	11/10/2019
vs. Eastern Mich.	53 (101-48)	12/21/2019
vs. New Orleans	53 (101-48)	12/28/2013
10. vs. Michigan	51 (114-63)	3/4/2000



## FRESHMAN RECORDS

## Season

## POINTS NO. YEAR

1. Earvin Johnson	511	1977-78
2. Nick Ward	485	2016-17
3. Shawn Respert	474	1991-92
4. Miles Bridges	473	2016-17
5. Gary Harris	439	2012-13

## SCORING AVG. AVG. YEAR

1. Earvin Johnson	17.0	1977-78
2. Miles Bridges	16.9	2016-17
3. Shawn Respert	15.8	1991-92
4. Nick Ward	13.9	2016-17
5. Gary Harris	12.9	2012-13

## FIELD GOALS NO. YEAR

1. Nick Ward	181	2016-17
2. Miles Bridges	177	2016-17
3. Earvin Johnson	175	1977-78
4. Shawn Respert	173	1991-92
5. Gary Harris	150	2012-13

## FIELD-GOAL ATT. NO. YEAR

1. Earvin Johnson	382	1977-78
2. Miles Bridges	364	2016-17
3. Shawn Respert	344	1991-92
4. Gary Harris	329	2012-13
5. Kalin Lucas	320	2007-08

## FIELD-GOAL PCT. \* PCT. YEAR

1. Andre Hutson	.613	1997-98
2. Deyonta Davis	.598	2015-16
3. Nick Ward	.592	2016-17
4. Zach Randolph	.587	2000-01
Ben Tower	.587	1980-81

\* Minimum 100 attempts

## 3-POINT FG NO. YEAR

1. Chris Hill	66	2001-02
2. Gary Harris	65	2012-13
3. Shawn Respert	60	1991-92
4. Miles Bridges	56	2016-17
5. Keith Appling	39	2010-11

## 3-POINT FG ATT. NO. YEAR

1. Gary Harris	158	2012-13
2. Chris Hill	148	2001-02
3. Miles Bridges	144	2016-17
4. Shawn Respert	132	1991-92
5. Rocket Watts	121	2019-20

## 3-PT. FG PCT.\* PCT. YEAR

1. Scott Skiles	.500	1982-83
2. Kenny Kaminski	.494	2013-14
3. Kirk Manns	.461	1986-87
4. Shawn Respert	.455	1991-92
5. Chris Hill	.446	2001-02

\* Minimum 50 attempts

## FREE THROWS NO. YEAR

1. Earvin Johnson	161	1977-78
2. Nick Ward	123	2016-17
3. Jaren Jackson Jr.	106	2017-18
4. Paul Davis	97	2002-03
5. Raymar Morgan	80	2006-07
Zach Randolph	80	2000-01

## FREE-THROW ATT. NO. YEAR

1. Earvin Johnson	205	1977-78
2. Nick Ward	200	2016-17
3. Paul Davis	147	2002-03
4. Jaren Jackson Jr.	133	2017-18
5. Zach Randolph	126	2000-01

## FREE-THROW PCT. PCT. YEAR

1. Shawn Respert	.872	1991-92
2. Scott Skiles	.831	1982-83
3. Shannon Brown	.807	2003-04
4. Kelvin Torbert	.806	2001-02
5. Jaren Jackson Jr.	.797	2017-18

\* Minimum 50 attempts

## REBOUNDS NO. YEAR

1. Greg Kelser	260	1975-76
2. Earvin Johnson	237	1977-78
3. Miles Bridges	232	2016-17
4. Nick Ward	227	2016-17
5. Zach Randolph	221	2000-01

## REBOUND AVG. AVG. YEAR

1. Greg Kelser	9.6	1975-76
2. Miles Bridges	8.3	2016-17
3. Earvin Johnson	7.9	1977-78
4. Zach Randolph	6.7	2000-01
5. Nick Ward	6.5	2016-17

## ASSISTS NO. YEAR

1. Earvin Johnson	222	1977-78
2. Cassius Winston	182	2016-17
3. Mateen Cleaves	146	1996-97
Scott Skiles	146	1982-83
5. Kalin Lucas	137	2007-08

## STEALS NO. YEAR

1. Earvin Johnson	68	1977-78
2. Gary Harris	45	2012-13
3. Mark Montgomery	43	1988-89
4. Sam Vincent	41	1981-82
5. Travis Walton	36	2005-06

## BLOCKED SHOTS NO. YEAR

1. Jaren Jackson Jr.	106	2017-18
2. Deyonta Davis	64	2015-16
3. Nick Ward	54	2016-17
4. Miles Bridges	43	2016-17
5. Delvon Roe	29	2008-09

## MINUTES PLAYED NO. YEAR

1. Scott Skiles	1,023	1982-83
2. Gary Harris	1,010	2012-13
Earvin Johnson	1,010	1977-78
4. Sam Vincent	965	1981-82
5. Shawn Respert	952	1991-92

## GAMES PLAYED NO. YEAR

1. Aaron Henry	39	2018-19
Marvin Clark Jr.	39	2014-15
Lourawls Nairn Jr.	39	2014-15
3. Delvon Roe	38	2008-09
Korie Lucious	38	2008-09
5. Gavin Schilling	37	2013-14
Draymond Green	37	2008-09
Jason Richardson	37	1999-2000
Adam Ballinger	37	1999-2000

## TOP DEBUTS

## POINTS NO. DATE

1. Jay Vincent	25	11/28/1977
2. Miles Bridges	21	11/11/2016
3. Marcus Taylor	16	11/19/2000
4. Charlie Bell	15	11/17/1997
Matt Steigenga	15	11/28/1988
6. Keith Appling	14	11/12/2010
7. Jaren Jackson Jr.	13	11/10/2017
Deyonta Davis	13	11/13/2015
Chris Allen	13	11/13/2007
Darryl Johnson	13	11/25/1983
Sam Vincent	13	11/27/1981

## REBOUNDS NO. DATE

1. Derrick Nix	14	11/13/2009
2. Jaren Jackson Jr.	13	11/10/2017
3. Deyonta Davis	11	11/13/2015
4. Matt Steigenga	10	11/28/1988
Ben Tower	10	11/28/1980
6. Earvin Johnson	9	11/28/1977
7. Denzel Valentine	8	11/9/2012
8. Miles Bridges	7	11/11/2016
Branden Dawson	7	11/11/2011
Adreian Payne	7	11/12/2010
Charlie Bell	7	11/17/1997

## ASSISTS NO. DATE

1. Mateen Cleaves	8	11/25/1996
Randy Morrison	8	11/28/1980
Earvin Johnson	8	11/28/1977
4. David Hart	7	12/1/1992
5. Kalin Lucas	6	11/13/2007
6. Marcus Taylor	5	11/19/2000
Terry Donnelly	5	11/29/1976
8. Lourawls Nairn Jr.	4	11/14/2014
Korie Lucious	4	11/16/2008
Drew Neitzel	4	11/19/2004
Steve Smith	4	11/27/1987
Mark Brown	4	11/23/1985





# OPPONENT RECORDS

## INDIVIDUAL

	RECORD	PLAYER	MSU-OPP	LOCATION	DATE
Points	56	Jimmy Rayl (Indiana)	94-113	Bloomington, Ind.	2/23/1963
	52	Terry Dischinger (Purdue)	74-85	West Lafayette, Ind.	2/25/1961
	48	Jerry Lucas (Ohio State)	68-83	East Lansing	2/11/1961
	48	Gary Bradds (Ohio State)	102-99	East Lansing	1/27/1964
Field Goals	23	Jimmy Rayl (Indiana)	94-113	Bloomington, Ind.	2/23/1963
Field-Goal Att.	48	Jimmy Rayl (Indiana)	94-113	Bloomington, Ind.	2/23/1963
Field-Goal Pct.	1.000 (11-11)	Derek Harper (Illinois)	61-69	Champaign, Ill.	2/19/1983
Free Throws	18	Gary Bradds (Ohio State)	102-99	East Lansing	1/27/1964
Free-Throw Att.	20	Gary Bradds (Ohio State)	102-99	East Lansing	1/27/1964
Free-Throw Pct.	1.000 (14-14)	Robin Freeman (Ohio State)	94-91	East Lansing	1/28/1956
	<i>(Five occasions of 13-13 shooting, three of 12-12, three of 11-11 and five of 10-10)</i>				
3-Point FG	8	Rashad Williams (Oakland)	109-91	East Lansing	12/23/2020
		Barry Bearden (Ala.-Birmingham)	76-78 OT	New York, N.Y.	3/29/1989
3-Point FG Att.	17	Rashad Williams (Oakland)	109-91	East Lansing	12/23/2020
		Brandon Cassise (Oakland)	75-71	East Lansing	11/24/2007
Rebounds	23	Don Kojis (Marquette)	74-69	Evanston, Ill.	3/13/1959

## Big Ten Games

	RECORD	PLAYER	MSU-OPP	LOCATION	DATE
Points	56	Jimmy Rayl (Indiana)	94-113	Bloomington, Ind.	2/23/1963
Field Goals	23	Jimmy Rayl (Indiana)	94-113	Bloomington, Ind.	2/23/1963
Field-Goal Att.	48	Jimmy Rayl (Indiana)	94-113	Bloomington, Ind.	2/23/1963
Field-Goal Pct.	1.000 (11-11)	Derek Harper (Illinois)	61-69	Champaign, Ill.	2/19/1983
Free Throws	18	Gary Bradds (Ohio State)	102-99	East Lansing	1/27/1964
Free-Throw Att.	20	Gary Bradds (Ohio State)	102-99	East Lansing	1/27/1964
Free-Throw Pct.	1.000 (14-14)	Robin Freeman (Ohio State)	94-91	East Lansing	1/28/1956
	<i>(Four occasions of 13-13 shooting, one of 12-12, one of 11-11 and three of 10-10)</i>				
3-Point FG	7	Talor Battle (Penn State)	65-54	State College, Pa.	2/13/2010
	7	Craig Moore (Northwestern)	78-62	Evanston, Ill.	1/24/2008
	7	Dee Brown (Illinois)	50-60	Champaign, Ill.	1/5/2006
	7	Terrance Simmons (Minnesota)	94-83	Minneapolis, Minn.	2/10/2001
3-Point FG Att.	14	Craig Moore (Northwestern)	78-62	Evanston, Ill.	1/24/2008
	14	Cory Bradford (Illinois)	61-44	East Lansing	2/11/1999
	14	Pete Lisicky (Penn State)	69-58	State College, Pa.	1/15/1997
Rebounds	21	Jordan Murphy (Minnesota)	75-74 OT	Minneapolis, Minn.	12/27/2016
	21	Jerry Lucas (Ohio State)	68-83	East Lansing	2/11/1961

## TEAM

	RECORD	TEAM	MSU-OPP	LOCATION	DATE
Points	121	Illinois	89-121	Champaign, Ill.	3/9/1965
Field Goals	50	Illinois	94-113	East Lansing	2/20/1965
	50	Indiana	55-107	East Lansing	1/4/1975
Field-Goal Att.	113	Wisconsin	106-90	East Lansing	1/6/1964
Field-Goal Pct.	.712 (42-59)	Indiana	58-95	Bloomington, Ind.	2/18/1988
Free Throws	42	Colorado	87-90	Kansas City, Mo.	12/28/1956
Free-Throw Att.	51	Penn State	76-85	State College, Pa.	2/2/2008
Free-Throw Pct.	1.000 (24-24)	Northwestern	58-66	Evanston, Ill.	1/27/1977
3-Point FG	18	Oakland	109-91	East Lansing	12/23/2020
3-Point FG Att.	38	Louisiana-Monroe	83-65	East Lansing	11/14/2007
Rebounds	79	Kansas State	82-104	Manhattan, Kan.	12/17/1960
Fouls	35	Purdue	56-47	East Lansing	1/26/1952
Victory Margin	52	Indiana	55-107	East Lansing	1/4/1975

## Big Ten Games

	RECORD	TEAM	MSU-OPP	LOCATION	DATE
Points	121	Illinois	89-121	Champaign, Ill.	3/9/1965
Field Goals	50	Illinois	94-113	East Lansing	2/20/1965
	50	Indiana	55-107	East Lansing	1/4/1975
Field-Goal Att.	113	Wisconsin	106-90	East Lansing	1/6/1964
Field-Goal Pct.	.712 (42-59)	Indiana	58-95	Bloomington, Ind.	2/18/1988
Free Throws	37	Minnesota	80-93	East Lansing	1/5/1980
	37	Northwestern	98-93	East Lansing	1/10/1970
Free-Throw Att.	51	Penn State	76-85	State College, Pa.	2/2/2008
Free-Throw Pct.	1.000 (24-24)	Northwestern	58-66	Evanston, Ill.	1/27/1977
3-Point FG	16	Minnesota	94-83	Minneapolis, Minn.	2/10/2001
3-Point FG Att.	31	Michigan	77-62	East Lansing	1/27/2008
	31	Iowa	78-79	Iowa City, Iowa	3/8/1995
	31	Purdue	62-59	West Lafayette, Ind.	2/16/2002
Rebounds	77	Michigan	71-72	East Lansing	2/2/1963



# BRESLIN CENTER RECORDS

## TEAM

<b>POINTS</b> .....	<b>121</b>
by MSU vs. Morehead State, 12/1/1992 (MSU 121-53)	
by MSU vs. Alcorn State, 12/13/2008 (MSU 118-60).....	118
by MSU vs. Ball State, 12/29/1994 (MSU 117-95).....	117
by MSU vs. Cleveland St., 12/29/2017 (MSU 111-61).....	111
by MSU vs. Cleveland St., 12/24/1994 (MSU 111-68).....	111
by MSU vs. Michigan, 3/4/2000 (MSU 114-63).....	114
by MSU vs. Neb. Omaha, 12/4/2011 (MSU 110-68).....	110
by MSU vs. Oakland, 12/23/2020 (MSU 109-91).....	109
by MSU vs. Savannah State, 12/31/2017 (MSU 108-52).....	108
by MSU vs. Houston Baptist, 12/18/2017 (MSU 107-62).....	107
by MSU vs. East Tenn. St., 12/9/1993 (MSU 107-81).....	107
by MSU vs. FGCU, 11/11/2018 (MSU 106-82).....	106
by MSU vs. Green Bay, 11/23/2004 (MSU 104-46).....	104
by MSU vs. Florida A&M, 11/19/2004 (MSU 104-72).....	104
by MSU vs. Indiana, 3/2/2008 (MSU 103-74).....	103
by MSU vs. Long Beach State, 12/21/2017 (102-60).....	102
by MSU vs. Nicholls St., 11/27/2004 (MSU 102-52).....	102
by MSU vs. Eastern Michigan, 12/21/2019 (MSU 101-48).....	101
by MSU vs. Tenn. Tech, 11/18/2018 (MSU 101-33).....	101
by MSU vs. New Orleans, 12/28/2013 (MSU 101-48).....	101
by MSU vs. Nebraska, 12/4/1991 (MSU 101-78).....	101
<b>FIELD GOALS</b> .....	<b>50</b>
by MSU vs. Morehead State, 12/1/1992 (MSU 121-53)	
<b>FIELD-GOAL ATTEMPTS</b> .....	<b>89 (33 MADE)</b>
by Coppin St. vs. Weber St., 12/27/1996 (WSU 92-91 OT)	
<b>FIELD-GOAL PERCENTAGE</b> .....	<b>.686 (35-51)</b>
by MSU vs. Cincinnati, 12/21/1991 (MSU 90-89)	
<b>FREE THROWS</b> .....	<b>33</b>
by Purdue vs. MSU, 2/8/1997 (PU 77-62)	
<b>FREE-THROW ATTEMPTS</b> .....	<b>46</b>
by Purdue vs. MSU, 2/8/1997 (PU 77-62)	
<b>FREE-THROW PERCENTAGE</b> .....	<b>1.000 (14-14)</b>
by Wisconsin vs. MSU, 2/16/2012 (MSU 69-55)	
<b>3-POINT FIELD GOALS</b> .....	<b>18</b>
by Oakland vs. MSU, 12/23/2020 (MSU 109-91)	
<b>3-POINT FIELD-GOAL ATTEMPTS</b> .....	<b>38</b>
by Louisiana-Monroe vs. MSU, 11/14/2008 (MSU 83-65)	
<b>3-POINT FIELD-GOAL PERCENTAGE</b> .....	<b>.875 (7-8)</b>
by MSU vs. Minnesota, 2/6/1993 (MSU 75-63)	
<b>REBOUNDS</b> .....	<b>66</b>
by MSU vs. McNeese State, 11/8/2013 (MSU 98-56)	
<b>FOULS</b> .....	<b>32</b>
by Iowa vs. MSU, 2/18/2001 (MSU 94-70)	

## INDIVIDUAL

<b>POINTS</b> .....	<b>43</b>
Shawn Respert (MSU) vs. Minn., 2/23/1994 (MSU 85-68)	
Alan Henderson (Ind.) vs. MSU, 3/9/1994 (MSU 94-78).....	41
Shawn Respert (MSU) vs. Ind., 3/9/1994 (MSU 94-78).....	40
Steve Smith (MSU) vs. CMU, 12/20/1990 (MSU 74-61).....	38
Rashad Anderson (Oakland) vs. MSU, 12/23/2020 (MSU 109-91).....	36
Steve Smith (MSU) vs. Mich., 3/1/1990 (MSU 78-70).....	36
Shawn Respert (MSU) vs. Ill., 2/15/1995 (MSU 68-58).....	35
Steve Smith (MSU) vs. Evansville, 12/18/1990 (MSU 81-76).....	35
Chris Hill (MSU) vs. Syracuse, 2/23/2003 (SU 76-75).....	34
Marcus Taylor (MSU) vs. Iowa, 3/2/2002 (MSU 93-79).....	34
Miles Bridges (MSU) vs. Houston Baptist, 12/18/2017 (MSU 107-62).....	33
Miles Bridges (MSU) vs. Purdue, 1/24/2017 (PUR 84-73).....	33
Shawn Respert (MSU) vs. Ball St., 12/29/1994 (MSU 117-95).....	33
Steve Smith (MSU) vs. Minn., 1/19/1991 (MSU 73-64).....	33
Kirk Manns (MSU) vs. Iowa, 1/13/1990 (MSU 87-80).....	33
Cassius Winston (MSU) vs. Mich., 1/5/2020 (MSU 87-69).....	32
Brandon Bowdry (EMU) vs. MSU, 11/12/2010 (MSU 96-66).....	32
Drew Neitzel (MSU) vs. Chicago St., 12/16/2006 (MSU 69-61).....	32
Paul Davis (MSU) vs. Indiana, 1/31/2004 (MSU 84-72).....	32
Shawn Respert (MSU) vs. Morehead St., 12/1/1992 (MSU 121-53).....	32
Calbert Cheaney (Ind.) vs. MSU, 2/25/1990 (MSU 72-66).....	32
<b>FIELD GOALS</b> .....	<b>16</b>
Shawn Respert (MSU) vs. Minn., 2/23/1994 (MSU 85-68)	
<b>FIELD-GOAL ATTEMPTS</b> .....	<b>28</b>
Rashad Anderson (Oakland) vs. MSU, 12/23/2020 (MSU 109-91)	
Brandon Bowdry (EMU) vs. MSU, 11/12/2010 (MSU 96-66)	
<b>FIELD-GOAL PCT. (10 ATTEMPTS)</b> .....	<b>1.000 (10-10)</b>
Nick Ward (MSU) vs. Iowa, 12/3/2018 (MSU 90-68)	
Alan Anderson (MSU) vs. Wis., 2/24/2005 (MSU 83-61)	
<b>FREE THROWS</b> .....	<b>15</b>
Keith Appling (MSU) vs. Minn., 1/11/2014 (MSU 87-75 ot)	
Steve Smith (MSU) vs. Minn., 1/19/1991 (MSU 73-64)	
<b>FREE-THROW ATTEMPTS</b> .....	<b>16</b>
Trayce Jackson-Davis (Indiana) vs. MSU, 2/20/2021 (MSU 78-71)	
Nick Ward (MSU) vs. FGCU, 11/11/2018 (MSU 106-82)	
<b>FREE-THROW PERCENTAGE (10 ATTEMPTS)</b> .....	<b>1.000</b>
Steve Smith (MSU) 15-15 vs. Minn., 1/15/1991 (MSU 73-64)	
Alan Anderson (MSU) 14-14 vs. Ohio St., 1/9/2003 (MSU 66-55)	
Shawn Respert (MSU) 13-13 vs. WSU, 12/30/1992 (MSU 77-61)	
Terry Mills (Mich.) 13-13 vs. MSU, 3/1/1990 (MSU 78-70)	
Keith Appling (MSU) 12-12 vs. Lehigh, 12/22/2011 (MSU 90-81)	
Devon Begley (N'western) 10-10 vs. MSU, 12/18/2016 (NU 81-73)	
Draymond Green (MSU) 10-10 vs. N'western, 1/15/2011 (MSU 71-67)	
<b>3-POINT FIELD GOALS</b> .....	<b>10</b>
Chris Hill (MSU) vs. Syracuse, 2/23/2003 (SU 76-75)	
<b>3-POINT FIELD-GOAL ATTEMPTS</b> .....	<b>18</b>
Chris Hill (MSU) vs. Syracuse, 2/23/2003 (SU 76-75)	
<b>REBOUNDS</b> .....	<b>21</b>
Miles Bridges (MSU) vs. Savannah State (12/31/2017) (MSU 108-52)	
<b>ASSISTS</b> .....	<b>20</b>
Malteen Cleaves (MSU) vs. Mich., 3/4/2000 (MSU 114-63)	



## ALL-TIME SUMMARY

YEAR	G	OVERALL		BIG TEN		PLACE	COACH	CAPTAIN(S)
		W-L	PCT.	W-L	PCT.			
1898-99	2	0-2	.000				No established coach	No captain selected
1899-00	4	2-2	.500				Charles O. Bemies	No captain selected
1900-01	3	3-0	1.000				Charles O. Bemies	Charles Blanchard
1901-02	5	5-0	1.000				George E. Denman	James Cooper
1902-03	6	6-0	1.000				George E. Denman	Joseph Haftencamp
1903-04	8	5-3	.625				Chester L. Brewer	Edward Balbach
1904-05	8	5-3	.625				Chester L. Brewer	Foley Tuttle
1905-06	13	11-2	.846				Chester L. Brewer	No captain selected
1906-07	16	14-2	.875				Chester L. Brewer	Edward Krehl
1907-08	20	15-5	.750				Chester L. Brewer	Roy Vondette
1908-09	15	10-5	.667				Chester L. Brewer	Parnell McKerna
1909-10	15	10-5	.667				Chester L. Brewer	Claude Hannish
1910-11	14	5-9	.357				John F. Macklin	Fred Busch
1911-12	15	12-3	.800				John F. Macklin	Ralph Chamberlain
1912-13	13	8-5	.615				John F. Macklin	Robert Goss
1913-14	12	8-4	.667				John F. Macklin	George Gauthier
1914-15	16	7-9	.438				John F. Macklin	Oscar Miller
1915-16	16	8-8	.500				John F. Macklin	Lyman Frimodig
1916-17	16	11-5	.688				George E. Gauthier	Albert McClelland
1917-18	16	6-10	.375				George E. Gauthier	Byron Murray
1918-19	18	9-9	.500				George E. Gauthier	Lawrence Kurtz
1919-20	36	21-15	.583				George E. Gauthier	George Garrett
1920-21	21	13-8	.619				Lyman L. Frimodig	Walter Foster
1921-22	24	11-13	.458				Lyman L. Frimodig	Lloyd Heasley
1922-23	19	10-9	.526				Fred H. Walker	Clarence Fessenden
1923-24	20	10-10	.500				Fred H. Walker	Wesley Eva
1924-25	19	6-13	.316				John H. Kobs	Matt Nuttlla
1925-26	18	5-13	.278				John H. Kobs	Paul Hackett
1926-27	18	7-11	.389				Benjamin F. VanAlstyne	Kenneth Drew
1927-28	15	11-4	.733				Benjamin F. VanAlstyne	Vern Dickeson
1928-29	16	11-5	.688				Benjamin F. VanAlstyne	Carl Felt
1929-30	16	12-4	.750				Benjamin F. VanAlstyne	James VanZylen
1930-31	17	16-1	.941				Benjamin F. VanAlstyne	Art Haga, Roger Grove, Edward Scott
1931-32	17	12-5	.706				Benjamin F. VanAlstyne	Dee Pineo
1932-33	17	10-7	.588				Benjamin F. VanAlstyne	Gerald McCaslin, Alton Kircher
1933-34	17	12-5	.705				Benjamin F. VanAlstyne	Wendall Patchett
1934-35	18	14-4	.778				Benjamin F. VanAlstyne	Robert Herrick, Milo Rouse, Arnold VanFaasen
1935-36	17	8-9	.471				Benjamin F. VanAlstyne	Daniel Reck
1936-37	17	5-12	.294				Benjamin F. VanAlstyne	Ron Garlock
1937-38	17	9-8	.529				Benjamin F. VanAlstyne	Howard Kraft
1938-39	17	9-8	.529				Benjamin F. VanAlstyne	Leo Callahan
1939-40	20	14-6	.700				Benjamin F. VanAlstyne	Max Dalrymple, Martin Hutt
1940-41	17	11-6	.647				Benjamin F. VanAlstyne	Robert Phillips
1941-42	21	15-6	.714				Benjamin F. VanAlstyne	Chester Aubuchon
1942-43	16	2-14	.125				Benjamin F. VanAlstyne	Carl Petroski
1943-44	No Schedule - World War II							
1944-45	16	9-7	.588				Benjamin F. VanAlstyne	Nickolas Hashu
1945-46	21	12-9	.571				Benjamin F. VanAlstyne	Oliver White
1946-47	21	11-10	.524				Benjamin F. VanAlstyne	Robin Roberts
1947-48	22	12-10	.545				Benjamin F. VanAlstyne	Robert Brannum
1948-49	21	9-12	.429				Benjamin F. VanAlstyne	Robert Geahan, Jack Wulf
1949-50	22	4-18	.182				Alton S. Kircher	Robert Robbins
1950-51	21	10-11	.476	5-9	.357	T-7th	Peter F. Newell	James Snodgrass
1951-52	22	13-9	.591	6-8	.428	T-5th	Peter F. Newell	Clarence (Sonny) Means
1952-53	22	13-9	.591	11-7	.611	T-3rd	Peter F. Newell	Erik Furseth
1953-54	22	9-13	.409	4-10	.286	8th	Peter F. Newell	Keith Stackhouse
1954-55	22	13-9	.591	8-6	.571	4th	Forrest A. Anderson	Al Ferrari
1955-56	22	13-9	.591	7-7	.500	5th	Forrest A. Anderson	Walter Godfrey
1956-57	26	16-10	.615	10-4	.714	T-1st	Forrest A. Anderson	George Ferguson
1957-58	22	16-6	.727	9-5	.643	3rd	Forrest A. Anderson	Jack Quiggle
1958-59	23	19-4	.826	12-2	.857	1st	Forrest A. Anderson	Robert Anderegg, Johnny Green
1959-60	21	10-11	.476	5-9	.357	8th	Forrest A. Anderson	Lance Olson, Horace Walker
1960-61	24	7-17	.292	3-11	.214	9th	Forrest A. Anderson	David Fahs
1961-62	22	8-14	.381	3-11	.214	T-9th	Forrest A. Anderson	Arthur Schwarm





## ALL-TIME SUMMARY

YEAR	G	OVERALL		BIG TEN		PLACE	COACH	CAPTAIN(S)
		W-L	PCT.	W-L	PCT.			
1962-63	20	4-16	.200	3-11	.214	9th	Forrest A. Anderson	John Lamers
1963-64	24	14-10	.583	8-6	.571	T-4th	Forrest A. Anderson	George (Pete) Gent
1964-65	23	5-18	.217	1-13	.071	10th	Forrest A. Anderson	Marcus Sanders
1965-66	22	15-7	.682	10-4	.714	2nd	John E. Benington	William Curtis
1966-67	23	16-7	.696	10-4	.714	T-1st	John E. Benington	Matthew Aitch
1967-68	24	12-12	.500	6-8	.428	T-6th	John E. Benington	John Bailey
1968-69	23	11-12	.478	6-8	.428	T-5th	John E. Benington	Lee Lafayette
1969-70	24	9-15	.375	5-9	.357	T-6th	Gus G. Ganakas	James Gibbons, Lloyd Ward
1970-71	24	10-14	.417	4-10	.286	T-7th	Gus G. Ganakas	Rudy Benjamin
1971-72	24	13-11	.542	6-8	.428	T-5th	Gus G. Ganakas	Ronald Gutkowski, Pat Miller
1972-73	24	13-11	.542	6-8	.428	T-6th	Gus G. Ganakas	Bill Kilgore
1973-74	24	13-11	.542	8-6	.571	T-4th	Gus G. Ganakas	Michael Robinson
1974-75	26	17-9	.654	10-8	.555	5th	Gus G. Ganakas	Lindsay Hairston
1975-76	27	14-13	.518	10-8	.555	4th	Gus G. Ganakas	Terry Furlow
1976-77	27	12-15	.444	9-9	.500	5th	Jud Heathcote	Robert Chapman
1977-78	30	25-5	.833	15-3	.833	1st	Jud Heathcote	Robert Chapman, Greg Kelsner
1978-79	32	26-6	.813	13-5	.722	T-1st	Jud Heathcote	Earvin Johnson, Greg Kelsner
1979-80	27	12-15	.444	6-12	.333	9th	Jud Heathcote	Ron Charles, Terry Donnelly
1980-81	27	13-14	.481	7-11	.389	8th	Jud Heathcote	Mike Brkovich, Jay Vincent
1981-82	28	12-16	.429	7-11	.389	T-7th	Jud Heathcote	Kurt James, Kevin Smith
1982-83	30	17-13	.566	9-9	.500	T-6th	Jud Heathcote	Bill Cawood, Derek Perry
1983-84	28	16-12	.571	9-9	.500	T-5th	Jud Heathcote	Ben Tower, Kevin Willis
1984-85	29	19-10	.655	10-8	.555	T-5th	Jud Heathcote	Sam Vincent, Richard Mudd
1985-86	31	23-8	.742	12-6	.667	3rd	Jud Heathcote	Scott Skiles, Larry Polec
1986-87	28	11-17	.393	6-12	.333	7th	Jud Heathcote	Darryl Johnson, Barry Fordham
1987-88	28	10-18	.357	5-13	.278	8th	Jud Heathcote	Ed Wright, Carlton Valentine, George Papadakos
1988-89	33	18-15	.545	6-12	.333	T-8th	Jud Heathcote	Ken Redfield, Todd Wolfe
1989-90	34	28-6	.824	15-3	.833	1st	Jud Heathcote	Steve Smith, Ken Redfield
1990-91	30	19-11	.633	11-7	.611	T-3rd	Jud Heathcote	Steve Smith, Matt Steigenga
1991-92	30	22-8	.733	11-7	.611	T-3rd	Jud Heathcote	Mark Montgomery, Matt Steigenga
1992-93	28	15-13	.536	7-11	.389	T-8th	Jud Heathcote	Dwayne Stephens, Mike Peplowski
1993-94	32	20-12	.625	10-8	.555	T-4th	Jud Heathcote	Kris Weshinskie, Shawn Respert
1994-95	28	22-6	.785	14-4	.778	2nd	Jud Heathcote	Eric Snow, Shawn Respert
1995-96	32	16-16	.500	9-9	.500	7th	Tom Izzo	Quinton Brooks, Jamie Feick
1996-97	29	17-12	.586	9-9	.500	T-6th	Tom Izzo	Antonio Smith, Steve Polonowski
1997-98	30	22-8	.733	13-3	.813	T-1st	Tom Izzo	Antonio Smith, Mateen Cleaves
1998-99	38	33-5	.868	15-1	.937	1st	Tom Izzo	Antonio Smith, Mateen Cleaves
1999-2000	39	32-7	.821	13-3	.813	T-1st	Tom Izzo	Jason Klein, Thomas Kelley
2000-01	33	28-5	.848	13-3	.813	T-1st	Tom Izzo	Mateen Cleaves, A.J. Granger
2001-02	31	19-12	.613	10-6	.625	5th	Tom Izzo	Morris Peterson
2002-03	35	22-13	.629	10-6	.625	T-3rd	Tom Izzo	Charlie Bell, Andre Hutson, David Thomas
2003-04	30	18-12	.600	12-4	.750	T-2nd	Tom Izzo	Aloysius Anagnone, Adam Ballinger
2004-05	33	26-7	.788	13-3	.813	2nd	Tom Izzo	Alan Anderson, Jason Andreas, Kelvin Torbert
2005-06	34	22-12	.647	8-8	.500	t-6th	Tom Izzo	Alan Anderson, Tim Bograkovs
2006-07	35	23-12	.657	8-8	.500	t-7th	Tom Izzo	Chris Hill, Kelvin Torbert
2007-08	36	27-9	.750	12-6	.667	4th	Tom Izzo	Maurice Ager, Shannon Brown
2008-09	38	31-7	.816	15-3	.833	1st	Tom Izzo	Paul Davis, Delco Rowley
2009-10	37	28-9	.757	14-4	.778	t-1st	Tom Izzo	Drew Neitzel, Travis Walton
2010-11	34	19-15	.559	9-9	.500	t-4th	Tom Izzo	Drew Neitzel, Travis Walton
2011-12	37	29-8	.784	13-5	.722	t-1st	Tom Izzo	Travis Walton, Kalin Lucas
2012-13	36	27-9	.750	13-5	.722	t-2nd	Tom Izzo	Isaiah Dahlman, Draymond Green
2013-14	38	29-9	.763	12-6	.667	t-2nd	Tom Izzo	Kalin Lucas, Raymar Morgan
2014-15	39	27-12	.692	12-6	.667	t-3rd	Tom Izzo	Branden Dawson, Travis Trice, Denzel Valentine
2015-16	35	29-6	.829	13-5	.722	2nd	Tom Izzo	Matt Costello, Lourawls Nairn Jr., Denzel Valentine
2016-17	35	20-15	.571	10-8	.556	t-5th	Tom Izzo	Eron Harris, Lourawls Nairn Jr.
2017-18	35	30-5	.857	16-2	.889	1st	Tom Izzo	Miles Bridges, Lourawls Nairn Jr.
2018-19	39	32-7	.821	16-4	.800	t-1st	Tom Izzo	Joshua Langford, Matt McQuaid, Cassius Winston
2019-20	31	22-9	.710	14-6	.700	t-1st	Tom Izzo	Xavier Tillman Sr., Cassius Winston
2020-21	28	15-13	.536	9-11	.450	t-8th	Tom Izzo	Aaron Henry, Joshua Langford, Foster Loyer
<b>Totals</b>	<b>2,882</b>	<b>1,767-1,115</b>	<b>.613</b>	<b>669-505</b>	<b>.570</b>	<b>17 - Big Ten Titles</b>		

## YEAR-BY-YEAR STATISTICS

YEAR	GP	FG-FGA	FG%	3FG-FGA	3FG%	FT-FTA	FTA%	REB./AVG.	AST.	TO	BLKS	STL	PTS./AVG.
1948-49	21	370-922	.401	---	---	263-465	.566	---	---	---	---	---	1004/47.8
1949-50	22	468-1558	.300	---	---	308-522	.590	---	---	---	---	---	1244/56.5
1950-51	21	377-1304	.289	---	---	278-451	.618	---	---	---	---	---	1032/49.1
1951-52	22	479-1451	.330	---	---	327-535	.611	---	---	---	---	---	1285/58.5
1952-53	22	471-1438	.321	---	---	270-417	.607	696/31.6	---	---	---	---	1359/61.6
1953-54	22	505-1531	.322	---	---	246-479	.666	---	---	---	---	---	1489/67.7
1954-55	22	613-1545	.397	---	---	268-525	.588	---	---	---	---	---	1751/79.0
1955-56	22	648-1711	.378	---	---	436-688	.633	1095/49.8	---	---	---	---	1732/78.7
1956-57	26	735-1930	.380	---	---	459-718	.639	1181/45.4	---	---	---	---	1929/74.1
1957-58	22	660-1625	.400	---	---	326-555	.587	1121/51.0	---	---	---	---	1646/74.8
1958-59	23	742-1852	.400	---	---	402-639	.629	1508/65.5	---	---	---	---	1886/82.0
1959-60	21	641-1626	.394	---	---	372-514	.723	1212/57.7	---	---	---	---	1654/78.7
1960-61	24	676-1812	.373	---	---	447-636	.702	1226/51.0	---	---	---	---	1799/74.9
1961-62	22	649-1725	.376	---	---	353-535	.659	1201/54.5	---	---	---	---	1651/75.0
1962-63	20	586-1490	.393	---	---	388-541	.717	1028/51.4	---	---	---	---	1560/78.0
1963-64	24	887-2093	.423	---	---	437-647	.675	1442/60.0	---	---	---	---	2211/92.1
1964-65	23	762-1770	.430	---	---	453-601	.753	1189/51.7	---	---	---	---	1977/85.9
1965-66	22	682-1616	.422	---	---	366-522	.701	1087/49.4	---	---	---	---	1730/78.6
1966-67	23	679-1704	.398	---	---	341-543	.628	1162/50.5	---	---	---	---	1699/73.8
1967-68	24	679-1685	.402	---	---	367-547	.670	1124/46.8	---	---	---	---	1725/71.8
1968-69	23	648-1559	.415	---	---	382-590	.647	1048/45.5	---	---	---	---	1678/72.9
1969-70	24	769-1711	.449	---	---	396-533	.743	961/40.0	---	---	---	---	1934/80.6
1970-71	24	716-1569	.456	---	---	395-600	.658	1082/45.1	---	---	---	---	1827/76.1
1971-72	24	746-1659	.449	---	---	353-577	.612	1070/44.6	---	---	---	---	1845/76.9
1972-73	24	831-1718	.483	---	---	302-437	.691	1045/43.5	---	---	---	---	1964/81.8
1973-74	24	807-1642	.491	---	---	294-441	.667	1017/42.4	---	---	---	---	1908/79.5
1974-75	26	860-1713	.502	---	---	384-530	.724	1063/40.9	---	---	---	---	2104/80.9
1975-76	27	822-1785	.460	---	---	443-576	.769	1117/41.4	371	---	---	---	2087/77.3
1976-77	27	774-1549	.499	---	---	385-572	.673	1059/39.2	391	---	---	---	1933/71.6
1977-78	30	908-1732	.524	---	---	485-689	.704	1175/39.3	474	---	---	---	2301/76.7
1978-79	32	932-1769	.527	---	---	559-775	.721	1186/37.1	505	---	---	---	2423/75.7
1979-80	27	760-1493	.509	---	---	359-519	.692	921/34.1	419	---	72	182	1881/69.7
1980-81	27	741-1456	.509	---	---	344-487	.706	802/29.7	364	---	47	152	1826/67.6
1981-82	28	684-1494	.458	---	---	278-420	.662	864/30.9	293	---	66	155	1646/58.8
1982-83	30	821-1660	.495	36-90	.400	404-571	.708	973/32.4	385	---	86	186	2082/69.4
1983-84	28	729-1511	.482	---	---	418-562	.744	921/32.9	323	---	92	173	1876/67.0
1984-85	29	837-1559	.537	---	---	420-583	.720	963/33.2	391	425	105	163	2094/72.2
1985-86	31	1043-1860	.561	---	---	490-613	.799	1016/32.8	523	381	50	167	2576/83.1
1986-87	28	813-1552	.524	72-173	.416	408-529	.771	868/31.0	408	389	60	152	2106/75.2
1987-88	28	767-1543	.497	69-164	.421	343-509	.674	928/33.1	412	494	57	191	1946/69.5
1988-89	33	923-1908	.483	155-370	.419	437-610	.716	1099/33.3	539	487	46	255	2438/73.9
1989-90	34	967-1884	.513	160-371	.431	498-724	.688	1297/38.2	576	532	82	171	2592/76.2
1990-91	30	818-1693	.483	127-330	.385	377-542	.696	1061/35.4	455	404	74	143	2140/71.3
1991-92	30	857-1675	.512	124-332	.374	381-551	.692	1046/34.9	534	490	75	189	2219/74.0
1992-93	28	806-1591	.507	116-311	.373	351-546	.643	1096/39.1	476	427	76	131	2079/74.3
1993-94	32	944-1875	.504	159-420	.379	379-567	.668	1176/36.8	514	508	88	213	2426/75.8
1994-95	28	829-1664	.498	158-387	.408	378-562	.673	1074/36.4	462	393	46	180	2194/78.4
1995-96	32	732-1710	.428	120-373	.322	402-603	.667	1204/37.6	402	517	73	156	1986/62.1
1996-97	29	753-1666	.452	140-437	.320	379-577	.657	1092/37.7	398	465	70	168	2025/69.8
1997-98	30	799-1779	.449	176-493	.357	428-639	.670	1197/39.9	446	461	117	229	2202/73.4
1998-99	38	1020-2156	.473	171-506	.338	515-703	.733	1383/36.4	575	538	100	298	2726/71.7
1999-00	39	1018-2148	.474	253-669	.378	600-816	.735	1521/39.0	602	569	105	256	2889/74.1
2000-01	33	957-1957	.489	146-453	.322	493-686	.719	1404/42.5	579	451	133	210	2553/77.4
2001-02	32	764-1654	.462	180-458	.393	442-573	.771	1163/37.5	438	461	93	155	2150/69.4
2002-03	35	812-1795	.452	179-477	.375	564-767	.735	1226/35.0	474	502	122	217	2367/67.6
2003-04	30	748-1519	.492	190-474	.401	452-586	.771	910/30.3	441	438	54	218	2138/71.3
2004-05	33	914-1875	.487	219-615	.356	543-699	.777	1198/36.3	565	451	87	258	2590/78.5
2005-06	34	896-1879	.477	204-540	.378	524-681	.769	1212/35.6	567	478	101	214	2520/74.1
2006-07	35	806-1718	.469	182-486	.374	482-671	.718	1217/34.8	560	521	162	180	2276/65.0
2007-08	36	949-1976	.480	179-483	.371	487-661	.737	1330/36.9	631	490	152	208	2564/71.2
2008-09	38	962-2135	.451	201-567	.354	612-877	.698	1482/39.0	611	532	107	248	2737/72.0
2009-10	37	974-2068	.471	187-543	.344	523-764	.685	1426/38.5	606	514	123	242	2658/71.8
2010-11	34	817-1894	.431	220-620	.355	484-691	.700	1256/36.9	509	454	167	219	2338/68.8
2011-12	37	960-2012	.477	200-555	.360	531-759	.700	1403/37.9	566	480	157	265	2651/71.6
2012-13	36	882-1921	.459	177-523	.338	507-710	.714	1361/37.8	474	489	140	289	2448/68.0
2013-14	38	1024-2159	.474	307-783	.392	515-728	.707	1400/36.8	637	440	174	259	2870/75.5
2014-15	39	1014-2181	.465	294-763	.385	451-714	.632	1458/37.4	646	441	176	203	2773/71.1
2015-16	35	1009-2078	.486	321-739	.434	454-623	.729	1454/41.5	719	416	177	156	2793/79.8
2016-17	35	905-1927	.470	273-732	.373	434-645	.670	1275/36.4	591	490	162	151	2515/71.9
2017-18	35	991-1996	.496	290-725	.400	535-716	.747	1439/41.1	670	459	251	143	2807/80.2
2018-19	39	1071-2230	.480	319-844	.378	564-749	.753	1580/40.5	715	493	205	201	3025/77.6
2019-20	30	845-1833	.461	239-687	.348	424-565	.750	1258/40.6	549	389	156	159	2353/75.9
2020-21	28	697-1635	.426	178-555	.321	372-512	.727	1048/37.4	444	364	132	125	1944/69.4





## YEAR-BY-YEAR OPPONENT STATISTICS

YEAR	GP	FG-FGA	FG%	3FG-FGA	3FG%	FT-FTA	FTA%	REB./AVG.	AST.	TO	BLKS	STL	PTS./AVG.
1948-49	21	390----	---	---	---	265-445	.596	---	---	---	---	---	1045/49.8
1949-50	22	565-1732	.326	---	---	329-559	.558	---	---	---	---	---	1459/66.3
1950-51	21	321-1034	.312	---	---	365-597	.612	---	---	---	---	---	1007/48.1
1951-52	22	418-1344	.311	---	---	377-581	.647	---	---	---	---	---	1213/56.0
1952-53	22	477-1298	.344	---	---	251-448	.642	619/28.1	---	---	---	---	1343/61.1
1953-54	22	481-1275	.372	---	---	267-498	.651	---	---	---	---	---	1460/66.3
1954-55	22	604-1659	.364	---	---	246-468	.655	---	---	---	---	---	1676/76.0
1955-56	22	618-1624	.380	---	---	464-693	.699	874/39.7	---	---	---	---	1700/77.2
1956-57	26	658-1776	.370	---	---	507-711	.711	991/38.1	---	---	---	---	1823/70.1
1957-58	22	570-1628	.343	---	---	315-481	.654	847/38.5	---	---	---	---	1455/66.1
1958-59	23	654-1724	.379	---	---	337-517	.651	1089/47.3	---	---	---	---	1645/71.5
1959-60	21	665-1589	.418	---	---	294-445	.660	990/47.1	---	---	---	---	1624/77.3
1960-61	24	766-1782	.424	---	---	422-630	.669	1323/55.1	---	---	---	---	1954/81.4
1961-62	22	629-1544	.407	---	---	417-607	.685	1162/52.8	---	---	---	---	1675/76.1
1962-63	20	639-1527	.418	---	---	390-544	.716	1071/53.5	---	---	---	---	1668/83.4
1963-64	24	850-1991	.421	---	---	455-678	.671	1337/55.7	---	---	---	---	2156/89.8
1964-65	23	882-1886	.467	---	---	406-580	.700	1145/49.7	---	---	---	---	2170/94.3
1965-66	22	585-1396	.420	---	---	404-569	.710	979/44.5	---	---	---	---	1575/71.5
1966-67	23	571-1396	.409	---	---	442-627	.704	1075/46.7	---	---	---	---	1584/68.8
1967-68	24	627-1472	.425	---	---	474-676	.701	1109/46.2	---	---	---	---	1728/72.0
1968-69	23	643-1464	.438	---	---	385-539	.714	1046/45.4	---	---	---	---	1671/72.6
1969-70	24	827-1650	.501	---	---	430-605	.710	1116/46.5	---	---	---	---	2084/86.8
1970-71	24	768-1721	.446	---	---	390-569	.685	1108/46.1	---	---	---	---	1926/80.2
1971-72	24	779-1704	.457	---	---	366-503	.727	1129/47.0	---	---	---	---	1924/80.2
1972-73	24	831-1823	.472	---	---	236-354	.666	1058/44.1	---	---	---	---	1956/81.5
1973-74	24	798-1724	.463	---	---	278-398	.698	1011/42.1	---	---	---	---	1874/78.1
1974-75	26	859-1867	.460	---	---	322-580	.671	1100/42.3	---	---	---	---	2040/78.5
1975-76	27	836-1750	.478	---	---	392-556	.705	1057/39.1	396	---	---	---	2064/76.4
1976-77	27	746-1688	.442	---	---	475-663	.716	1033/38.2	365	---	---	---	1967/72.8
1977-78	30	795-1758	.452	---	---	383-577	.664	1010/33.8	325	---	---	---	1973/65.8
1978-79	32	830-1912	.434	---	---	343-510	.673	1116/34.9	430	---	---	---	2003/62.6
1979-80	27	694-1498	.463	---	---	463-662	.699	974/36.1	373	---	71	161	1851/68.6
1980-81	27	717-1479	.485	---	---	448-612	.732	849/31.4	382	---	60	149	1882/69.7
1981-82	28	608-1358	.448	---	---	460-645	.713	842/30.1	326	---	74	142	1676/59.9
1982-83	30	763-1671	.457	30-73	.411	453-631	.718	907/30.2	421	---	72	192	2009/67.0
1983-84	28	684-1458	.469	---	---	474-686	.691	837/29.9	365	---	51	163	1842/65.8
1984-85	29	756-1705	.443	---	---	409-572	.715	862/29.7	406	344	59	181	1921/66.2
1985-86	31	915-1972	.464	---	---	380-511	.744	946/30.5	494	383	58	151	2210/71.3
1986-87	28	820-1662	.493	116-296	.392	399-535	.746	845/30.2	436	309	57	178	2155/77.0
1987-88	28	744-1544	.482	106-233	.455	470-663	.709	822/29.4	428	387	57	243	2064/73.7
1988-89	33	911-1867	.488	179-456	.393	407-597	.682	1013/30.7	488	481	57	203	2141/73.1
1989-90	34	858-2013	.426	184-515	.357	428-650	.659	1013/29.8	420	403	102	211	2328/68.5
1990-91	30	754-1721	.438	158-418	.378	401-593	.676	955/31.8	355	359	77	151	2067/68.9
1991-92	30	785-1791	.438	142-429	.331	358-517	.693	934/31.1	358	411	91	191	2070/69.0
1992-93	28	705-1748	.403	140-437	.320	358-537	.667	914/32.6	343	315	79	190	1903/63.1
1993-94	32	819-1938	.423	193-596	.324	436-608	.717	1011/31.6	409	426	101	238	2267/70.8
1994-95	28	720-1660	.434	177-520	.340	309-487	.635	887/31.7	362	406	76	155	1926/68.8
1995-96	32	746-1748	.427	186-579	.321	375-597	.628	978/30.6	379	407	101	233	2053/64.2
1996-97	29	679-1572	.432	129-420	.307	418-646	.647	920/31.7	350	419	72	192	1905/65.7
1997-98	30	669-1637	.409	142-471	.302	440-635	.693	931/31.0	339	464	94	210	1920/64.4
1998-99	38	800-1880	.426	172-539	.319	490-707	.693	1031/27.1	412	587	107	240	2262/59.5
1999-00	39	805-2045	.394	208-690	.301	481-704	.683	1063/27.3	432	536	99	219	2299/58.9
2000-01	33	716-1823	.393	204-620	.329	403-572	.705	895/27.1	421	433	92	194	2039/61.8
2001-02	32	684-1730	.395	205-689	.298	405-561	.722	919/29.6	390	345	105	223	1978/63.8
2002-03	35	712-1768	.452	197-594	.332	552-728	.717	1034/29.5	388	489	119	225	2143/62.2
2003-04	30	689-1510	.456	179-511	.350	468-678	.690	860/28.7	355	423	84	212	2025/63.7
2004-05	33	752-1755	.428	209-589	.355	446-666	.670	973/29.5	404	506	78	227	2159/65.4
2005-06	34	828-1904	.435	233-647	.360	445-633	.703	1036/30.5	469	449	102	212	2334/68.6
2006-07	35	671-1756	.384	211-647	.321	448-661	.678	972/27.8	388	442	119	220	2001/57.2
2007-08	36	793-1973	.402	228-734	.311	439-655	.670	1087/30.2	445	440	147	214	2253/62.6
2008-09	38	839-2018	.416	229-720	.318	513-737	.696	1128/29.7	440	515	131	229	2420/63.7
2009-10	37	829-2043	.406	248-755	.328	455-642	.709	1109/30.0	462	459	94	243	2361/63.8
2010-11	34	787-1861	.423	215-591	.364	474-716	.662	1119/32.9	404	411	112	217	2263/66.6
2011-12	37	751-1982	.379	214-715	.299	479-681	.703	1106/29.9	394	467	109	231	2195/59.3
2012-13	36	758-1943	.390	199-664	.300	414-621	.667	1089/30.3	390	447	123	267	2129/59.1
2013-14	38	817-2058	.397	252-760	.332	605-829	.730	1208/31.8	405	449	110	214	2491/65.6
2014-15	39	833-2104	.396	224-712	.315	592-820	.722	1247/32.0	409	418	110	217	2482/63.6
2015-16	35	774-2025	.382	204-658	.310	493-690	.714	1055/30.1	377	335	115	187	2245/64.1
2016-17	35	832-2029	.410	229-662	.346	511-704	.726	1152/32.9	446	380	105	211	2404/68.7
2017-18	35	774-2108	.367	252-748	.337	471-647	.728	1063/30.4	419	349	88	207	2271/64.9
2018-19	39	905-2378	.381	280-885	.316	444-654	.679	1236/31.7	470	398	117	243	2534/65.0
2019-20	30	709-1873	.379	203-707	.287	386-549	.703	1027/33.1	395	341	105	186	2007/64.7
2020-21	28	693-1626	.426	176-548	.321	429-599	.716	960/34.3	372	295	86	181	1991/71.1





YEARLY ATTENDANCE

YEAR	HOME TOTAL	GAMES	AVG.	NATIONAL RANK
1945-46	50,122	10	5,102	
1946-47	81,821	12	6,818	
1947-48	88,750	10	8,875	
1948-49	82,323	13	6,332	
1949-50	71,416	13	5,493	
1950-51	79,779	13	6,648	
1951-52	79,867	12	6,655	
1952-53	71,624	12	5,968	
1953-54	71,833	11	6,530	
1954-55	80,063	11	7,278	
1955-56	74,277	10	7,427	
1956-57	81,313	10	8,131	
1957-58	101,932	10	10,193	
1958-59	103,504	11	9,409	
1959-60	86,051	9	9,561	
1960-61	65,450	9	7,272	
1961-62	84,569	11	7,688	
1962-63	68,800	9	7,644	
1963-64	95,780	11	8,707	
1964-65	64,475	10	6,447	
1965-66	97,557	11	8,868	
1966-67	97,450	11	8,859	
1967-68	73,501	11	6,681	
1968-69	81,380	10	8,138	
1969-70	94,097	10	9,409	
1970-71	70,840	11	6,440	
1971-72	75,954	10	7,596	
1972-73	73,733	10	7,373	
1973-74	84,859	12	7,071	
1974-75	67,252	12	5,604	
1975-76	63,158	12	5,263	
1976-77	70,912	12	5,065	
1977-78	128,518	13	9,886	
1978-79	120,048	12	10,004	
1979-80	109,440	11	9,949	
1980-81	115,811	13	8,909	
1981-82	132,310	14	9,461	
1982-83	134,371	16	8,398	
1984-85	115,092	13	8,853	
1985-86	123,637	16	7,727	
1986-87	124,805	13	9,600	

YEAR	HOME TOTAL	GAMES	AVG.	NATIONAL RANK
1987-88	122,052	15	8,137	
1988-89	143,554	15	9,570	
1989-90	237,720	16	14,858	14th
1990-91	209,066	14	14,933	12th
1991-92	217,957	15	14,530	15th
1992-93	207,423	14	14,816	14th
1993-94	205,264	15	13,684	17th
1994-95	221,127	15	14,742	14th
1995-96	199,659	15	13,311	20th
1996-97	222,858	17	13,109	23rd
1997-98	208,694	15	13,913	15th
1998-99	204,272	14	14,591	14th
1999-2000	205,226	14	14,659	14th
2000-01	236,144	16	14,759	15th
2001-02	250,903	17	14,759	14th
2002-03	236,144	16	14,759	15th
2003-04	206,626	14	14,759	14th
2004-05	221,385	15	14,759	10th
2005-06	206,626	14	14,759	14th
2006-07	280,421	19	14,759	15th
2007-08	250,903	17	14,759	17th
2008-09	206,626	14	14,759	15th
2009-10	250,903	17	14,759	13th
2010-11	221,955	15	14,797	15th
2011-12	266,346	18	14,797	15th
2012-13	258,138*	18	14,341	18th
2013-14	236,752	16	14,797	18th
2014-15	236,752	16	14,797	14th
2015-16	236,752	16	14,797	13th
2016-17	236,752	16	14,797	13th
2017-18	236,752	17	14,797	13th
2018-19	236,752	16	14,797	13th
2019-20	221,955	15	14,797	13th
2020-21	557 +	16	37.1	-

\* - 17 games at Breslin Center; 1 game at Jenison Field House  
Home games played at the Breslin Center since 1989-90  
+ - 2020-21 home games were played with limited or no at-  
tendance due to the COVID-19 pandemic



Jenison Field House was the home of Spartan basketball from 1940-89.





MSU has ranked in the top 25 nationally in attendance since the Breslin Center opened in 1989-90.


## ALL-TIME COACHING RECORDS

### ALL-TIME HEAD COACHES

COACH	GAMES	W-L	PCT.
No Established Coach (1899)	2	0-2	.000
Charles O. Bemies (1900-1901)	7	5-2	.714
George E. Denman (1902-1903)	11	11-0	1.000
Chester L. Brewer (1904-1910)	95	70-25	.736
John F. Macklin (1911-1916)	86	48-38	.558
George M. Gauthier (1917-1920)	79	41-38	.519
Lyman L. Frimodig (1921-1922)	52	30-22	.577
Fred M. Walker (1922-1924)	39	20-19	.513
John H. Kobs (1924-1926)	37	11-26	.297
Benjamin F. VanAlstyne (1926-1949)	394	231-163	.586
Alton S. Kircher (1949-1950)	22	4-18	.182
Peter F. Newell (1950-1954)	87	45-42	.517
Forrest A. Anderson (1954-1965)	249	125-124	.502
John E. Benington (1965-1969)	92	54-38	.587
Gus Ganakas (1969-1976)	173	89-84	.514
Jud Heathcote (1976-1995)	560	340-220	.607
Tom Izzo (1995-present)	897	643-254	.717
<b>All-Time (1899-2018)</b>	<b>2,882</b>	<b>1,767-1,115</b>	<b>.613</b>



Top Right: Jud Heathcote. Middle Left: Pete Newell. Middle Right: Gus Ganakas. Bottom Left: Forrest Anderson. Bottom Right: John Benington



### ALL-TIME ASSISTANTS

Alton Kircher – 1944-49
J. Robert Stewart – 1949-50
Chet Aubuchon – 1949-50
John Benington – 1950-56
Robert L. Stevens – 1954-59
Clarence (Sonny) Means – 1956-59; '65-66
Bruce Fossum – 1959-65
Tom Rand – 1959-61; '62-63
Lance Olson – 1961-62
Dan Peterson – 1963-65
Robert Nordmann – 1965-74
Gus Ganakas – 1966-69
Matthew Aitch – 1969-73
Dick Versace – 1974-76
Pat Miller – 1974-76
Vernon Payne – 1974-77
Don Monson – 1976-78
Robert McGriff – 1977-78
William Berry – 1977-79
Fred Paulsen – 1978-80
Dave Harshman – 1978-81
Edgar Wilson – 1979-83
John Holms – 1980-81
William Norton – 1981-83
Frank Rourke – 1981-83
Mike Deane – 1982-86
Tom Izzo – 1983-95
Silas Taylor – 1983-84
Herb Williams – 1984-90
Derek Perry – 1984-85
Jim Boylan – 1986-89
Jim Boylen – 1989-92; 2005-07
Stan Joplin – 1990-96
Brian Gregory – 1992-96; 1999-2003
Tom Crean – 1995-99
Stan Heath – 1996-2001
Mike Garland – 1996-2003; 2007-21
Mark Montgomery – 2001-11
Dwayne Stephens – 2003-21
Doug Wojcik – 2003-05
Dane Fife – 2011-21

\* Including varsity assistants, and freshman and JV head coaches since 1944.



## YEAR-BY-YEAR RESULTS

Note: Home games in BOLD CAPS

Note 2: (#/#) indicates AP ranking of MSU and opponent

## 1899

(0-2 Overall) - No Coach

DATE	OPPONENT	MSU-OPP	W/L
2/27/99	OLIVET	6-7	L
3/13/99	Olivet	6-15	L

## CHARLES BEMIES

1900-01 \* 5-2 (.714)

The first established coach for MAC, Charles Bemies was the first athletic director in school history, while also coaching the football, baseball and track teams. Born in Northfield, Vt., on March 19, 1867, Bemies was an ordained Presbyterian minister when he came to East Lansing. Bemies led the Spartans for two seasons with an overall record of 5-2.



## 1900

(2-2 Overall)

DATE	OPPONENT	MSU-OPP	W/L
1/20/00	Olivet	5-6	L
2/3/00	OLIVET	6-8	L
3/3/00	Eastern Michigan	25-8	W
3/10/00	Governor's Guard	25-7	W

## 1901


(3-0 Overall)

DATE	OPPONENT	MSU-OPP	W/L
2/16/01	OLIVET	18-10	W
3/2/01	EASTERN MICHIGAN	21-6	W
3/16/01	Eastern Michigan	12-7	W

## GEORGE DENMAN

1902-03 \* 11-0 (1.000)

Michigan Agricultural College's second basketball coach was George Denman. Denman is the only basketball coach to go undefeated during his tenure, posting an 11-0 mark during his two seasons. His team still holds the record for largest margin of victory with a 102-3 defeat of Alma College in 1902. He was also the head football coach for two seasons.



## 1902

(5-0 Overall)

DATE	OPPONENT	MSU-OPP	W/L
2/1/02	ALMA	102-3	W
2/15/02	Governor's Guard	19-0	W
3/1/02	HILLSDALE	58-20	W
3/9/02	Alma	29-3	W
3/15/02	Hillsdale	36-17	W

## 1903

(6-0 Overall)

DATE	OPPONENT	MSU-OPP	W/L
1/26/03	DETROIT YMCA	43-8	W
1/29/03	HILLSDALE	49-2	W
2/13/03	Eastern Michigan	23-7	W
2/18/03	Governor's Guard	19-7	W
3/7/03	EASTERN MICH.	49-5	W
3/14/03	GR. RAPIDS YMCA	42-7	W

## CHESTER BREWER

1904-10 \* 70-25 (.736)

This Owosso, Mich., native was MAC's first full-time athletic director and one of the Spartans' most successful coaches, leading the football, basketball and baseball squads to winning records. He holds the highest winning percentage of any Spartan basketball coach with at least four seasons at .736 (70-25). His team also defeated the University of Michigan in the schools' first meeting in 1909. The Chester L. Brewer award presented to an outstanding senior student-athlete continues to represent the Brewer legacy. Brewer passed away in 1953 at the age of 77.



## 1904

(5-3 Overall)

DATE	OPPONENT	MSU-OPP	W/L
1/9/04	CHICAGO WEST. YMCA	13-44	L
1/23/04	ALMA	52-7	W
2/6/04	Eastern Michigan	22-2	W
2/12/04	Grand Rapids YMCA	14-13	W
2/27/04	Alma	14-22	L
3/5/04	EASTERN MICHIGAN	62-10	W
3/12/04	GRAND RAPIDS YMCA	41-10	W
3/25/04	Detroit A.C.	8-33	L

## 1905

(5-3 Overall)

DATE	OPPONENT	MSU-OPP	W/L
1/14/05	SAGINAW YMCA	62-12	W
1/21/05	BAY CITY YMCA	47-20	W
1/28/05	Grand Rapids YMCA	22-38	L
3/1/05	Hope	30-44	L
2/4/05	JACKSON YMCA	47-12	W
2/10/05	Detroit A.C.	30-39	W
2/25/05	BATTLE CREEK YMCA	94-4	W
3/3/05	Bay City YMCA	30-14	W

## 1906

(11-2 Overall)

DATE	OPPONENT	MSU-OPP	W/L
1/18/06	ADRIAN	43-18	W
1/26/06	OWOSSO YMCA	76-12	W
2/2/06	Mich. Deaf School	47-16	W
2/3/06	CENTRAL MICHIGAN	37-12	W
2/10/06	Grand Rapids YMCA	25-20	W
2/12/06	ANN ARBOR YMCA	20-21	L
2/16/06	Central Michigan	21-18	W
2/23/06	Albion	44-11	W
2/24/06	Ann Arbor YMCA	25-29	L

3/2/06	OLIVET	46-10	W
3/3/06	ALBION	59-8	W
3/10/06	Adrian	21-20	W
3/16/06	ALMA	52-8	W

## 1907

(14-2 Overall)

DATE	OPPONENT	MSU-OPP	W/L
1/5/07	HOPE	50-30	W
1/12/07	ARMOUR INSTITUTE	51-24	W
1/18/07	Saginaw H.S.	35-17	W
1/19/07	Saginaw Bank Clerks	29-19	W
1/25/07	Jackson YMCA	43-30	W
1/26/07	CENTRAL MICHIGAN	42-18	W
1/28/07	Detroit YMCA	14-31	L
1/29/07	Eastern Michigan	50-25	W
2/2/07	OLIVET	41-24	W
2/7/07	ADRIAN	54-24	W
2/16/07	Hope	33-23	W
2/19/07	DETROIT YMCA	17-23	L
2/20/07	Adrian	41-20	W
2/22/07	Olivet	38-24	W
3/1/07	Central Michigan	33-22	W
3/2/07	EASTERN MICHIGAN	72-13	W

## 1908

(15-5 Overall)

DATE	OPPONENT	MSU-OPP	W/L
1/4/08	Central Michigan	46-8	W
1/8/08	OBERLIN	46-21	W
1/11/08	SAGINAW H.S.	67-23	W
1/17/08	ADRIAN	30-14	W
1/20/08	Detroit YMCA	20-33	L
1/25/08	GRAND RAPIDS YMCA	74-16	W
1/31/08	NOTRE DAME	33-20	W
2/1/08	NOTRE DAME	16-23	L
2/5/08	CENTRAL MICHIGAN	41-23	W
2/7/08	JACKSON YMCA	42-29	W
2/8/08	MIDLAND YMCA	40-8	W
2/14/08	DETROIT YMCA	27-29	L
2/17/08	HASKELL INDIANS	33-18	W
2/21/08	Jackson YMCA	37-35	W
2/22/08	Adrian	42-31	W
2/24/08	Battle Creek YMCA	28-14	W
2/25/08	Notre Dame *	20-39	L
2/26/08	DePaul	26-17	W
2/27/08	Armour Institute	26-29	L
2/28/08	South Haven Indep.	31-18	W

\* 1st MAC basketball game played out of state

## 1909

(10-5 Overall)

DATE	OPPONENT	MSU-OPP	W/L
1/9/09	Michigan *	24-16	W
1/13/09	DEPAUL	76-7	W
1/18/09	DETROIT BURROUGHS	24-15	W
1/22/09	Wabash	24-39	L
1/23/09	Notre Dame	10-26	L
1/25/09	ADRIAN	53-13	W
2/8/09	NOTRE DAME	18-22	L
2/11/09	Detroit YMCA	18-25	L
2/18/09	BATTLE CREEK YMCA	32-25	W
2/20/09	MICHIGAN	45-23	W
2/21/09	ARMOUR INSTITUTE	53-7	W
2/22/09	Detroit Burroughs	20-19	W
3/2/09	ROCHESTER (NY) YMCA	30-18	W
3/3/09	CHESTER (NY) YMCA	24-36	L
3/11/09	DETROIT YMCA	33-28	W

\* 1st basketball game with Univ. of Michigan





## YEAR-BY-YEAR RESULTS

## 1910

(10-5 Overall)

DATE	OPPONENT	MSU-OPP	W/L
1/7/10	JACKSON YMCA	51-18	W
1/14/10	DETROIT SPALDINGS	20-18	W
1/25/10	Jackson YMCA	27-18	W
1/26/10	Purdue	9-35	L
1/27/10	Rose Poly	28-31	L
1/28/10	Wabash	21-23	L
1/29/10	Notre Dame	28-21	W
2/7/10	BAY CITY YMCA	84-12	W
2/11/10	Armour Institute	26-11	W
2/12/10	Lake Forest	14-13	W
2/19/10	NOTRE DAME	43-23	W
3/3/10	HOPE	40-21	W
3/5/10	Ohio State	13-31	L
3/7/10	Detroit YMCA	27-24	W
3/11/10	Hope	30-38	L

JOHN  
MACKLIN

1911-16 \* 48-38 (.558)

John Macklin continued the winning tradition, compiling a 48-38 career record over six seasons as head coach for the Aggies. Macklin was an outstanding athlete at the University of Pennsylvania before coming to MAC to coach basketball and football. He was very successful at football, posting a 29-5 record as the head coach. Macklin passed away in 1949 at the age of 65.



## 1911

(5-9 Overall)

DATE	OPPONENT	MSU-OPP	W/L
1/9/11	DETROIT SPALDINGS	9-21	L
1/13/11	Wabash	15-25	L
1/14/11	Rose Poly	20-26	L
1/18/11	Detroit Spaldings	25-18	W
1/20/11	ALMA	51-24	W
1/21/11	ARMOUR INSTITUTE	51-11	W
1/30/11	Detroit YMCA	11-22	L
2/3/11	Armour Institute	21-36	L
2/4/11	Lake Forest	26-28	L
2/10/11	Detroit A.C.	12-54	L
2/11/11	Ohio State	12-42	L
2/17/11	Hope	24-48	L
2/24/11	Alma	23-21	W
3/3/11	HOPE	36-24	W

## 1912

(12-3 Overall)

DATE	OPPONENT	MSU-OPP	W/L
1/6/12	CENTRAL MICHIGAN	72-10	W
1/12/12	Armour Institute	39-30	W
1/13/12	Northwestern Coll.	19-25	L
1/16/12	ALMA	53-14	W
1/18/12	Winona	37-21	W
1/19/12	Wabash	26-32	L
1/20/12	Rose Poly	33-31	W
1/23/12	Hope	40-41	L
1/27/12	ARMOUR INSTITUTE	51-18	W
2/2/12	ALBION	60-23	W
2/10/12	Winona College	67-4	W

2/16/12	Alma	37-15	W
2/21/12	HOPE	55-23	W
2/24/12	DETROIT YMCA	42-26	W
3/4/12	Detroit YMCA	20-17	W

## 1913

(8-5 Overall)

DATE	OPPONENT	MSU-OPP	W/L
1/11/13	WINONA	75-14	W
1/21/13	DETROIT RAYLS	37-12	W
1/27/13	ALMA	48-24	W
1/29/13	Hope	33-26	W
2/6/13	NORTHWESTERN COLL.	21-23	L
2/11/13	Detroit YMCA	22-23	L
2/13/13	NOTRE DAME	40-7	W
2/21/13	HOPE	58-25	W
2/26/13	St. John's (Toledo)	39-24	W
2/27/13	Buchtel	30-35	L
2/28/13	Denison	18-44	L
3/1/13	St. Mary's (Dayton)	26-28	L
3/8/13	DETROIT YMCA	39-9	W

## 1914

(8-4 Overall)

DATE	OPPONENT	MSU-OPP	W/L
1/16/14	TOLEDO BUCKEYES	40-24	W
1/22/14	Lake Forest	30-24	W
1/23/14	Northwestern Coll.	24-44	L
1/24/14	Notre Dame	18-27	L
1/30/14	DETROIT BURROUGHS	29-22	W
2/4/14	NOTRE DAME	45-22	W
2/14/14	DETROIT YMCA	27-29	L
2/19/14	WEST VA. WESLEYAN	38-21	W
2/25/14	St. John's (Toledo)	50-17	W
2/26/14	Toledo Buckeyes	26-25	W
2/27/14	Akron	45-30	W
3/3/14	DETROIT YMCA	22-27	L

## 1915

(7-9 Overall)

DATE	OPPONENT	MSU-OPP	W/L
1/9/15	TOLEDO BUCKEYES	23-33	L
1/13/15	HOPE	56-20	W
1/15/15	ILLINOIS A.C. (CHI.)	21-22	L
1/22/15	DETROIT YMCA	23-14	W
1/23/15	DEFIANCE	54-12	W
1/28/15	Toledo Buckeyes	27-31	L
1/29/15	Ohio Northern	45-16	W
1/30/15	Defiance	30-19	W
2/2/15	NOTRE DAME	14-13	W
2/6/15	NORTHWESTERN COLL.	17-28	L
2/11/15	Northwestern Coll.	22-41	L
2/12/15	Mercury A.C. (Chi.)	20-25	L
2/13/15	Notre Dame	19-24	L
2/18/15	WEST VA. WESLEYAN	31-43	L
2/24/15	Hope	46-28	W
3/2/15	Detroit YMCA	9-21	L

## 1916

(8-8 Overall)

DATE	OPPONENT	MSU-OPP	W/L
1/12/16	WESTERN MICHIGAN	51-21	W
1/14/16	HOPE	14-20	L
1/15/16	ST. MARY'S (MICH.)	29-19	W
1/19/16	Notre Dame	18-19	L
1/20/16	Northwestern Coll.	17-29	L
1/22/16	Illinois A.C. (Chi.)	18-50	L
1/29/16	KALAMAZOO	34-27	W
2/2/16	NOTRE DAME	23-24	L

2/4/16	Hope	21-18	W
2/9/16	MUSKINGUM	39-21	W
2/12/16	DETROIT YMCA	27-23	W
2/17/16	TRI-STATE	30-13	W
2/19/16	TOLEDO BUCKEYES	23-32	L
2/24/16	Toledo Buckeyes	28-22	W
3/3/16	NORTHWESTERN COLL.	21-28	L
3/7/16	DETROIT YMCA	14-35	L

GEORGE  
GAUTHIER

1917-20 \* 41-38 (.519)



George Gauthier was the first alumnus to lead a Michigan State basketball squad. Gauthier played four years (1910-14) for the Aggies' basketball squad and was the team captain his senior year. He also was the starting quarterback for MAC's football team, leading them to 17 straight victories. Gauthier accepted the assistant athletic director position the year after he graduated which led to his duties as the head basketball coach, where he compiled a career record of 41-38 over four seasons. He also served as head football coach for one season. After 29 games in the 1919-20 season, Gauthier left MAC to serve as recreation director in Bay City, Mich. Gauthier would later go on to Ohio Wesleyan where he served as athletic director and head football coach for 34 years before retiring in 1955. He passed away in 1964 at the age of 74.

## 1917

(11-5 Overall)

DATE	OPPONENT	MSU-OPP	W/L
1/12/17	WEST VA. WESLEYAN	41-22	W
1/19/17	HOPE	34-20	W
1/20/17	ALMA	47-7	W
1/26/17	ILLINOIS A.C.	39-27	W
1/27/17	NOTRE DAME	31-25	W
2/1/17	BUFFALO	36-17	W
2/3/17	DETROIT YMCA	33-26	W
2/8/17	OHIO NORTHERN	53-9	W
2/10/17	WABASH	20-19	W
2/15/17	Illinois A.C.	23-43	L
2/16/17	Northwestern Coll.	16-26	L
2/17/17	Notre Dame	19-33	L
2/23/17	Hope	13-18	L
3/2/17	Northwestern Coll.	28-14	W
3/8/17	MARIETTA	30-20	W
3/10/17	DETROIT YMCA	15-30	L

## 1917-18

(6-10 Overall)

DATE	OPPONENT	MSU-OPP	W/L
12/28/17	Detroit YMCA	13-31	L
12/29/17	Detroit	22-32	L
1/5/18	Grand Rapids YMCA	21-22	L
1/9/18	FT. CUSTER OFFICERS	16-27	L
1/11/18	Michigan	13-17	L
1/18/18	Hope	23-33	L
1/19/18	FT. CUSTER OFFICERS	24-20	W
1/25/18	St. John's (Toledo)	27-19	W
1/26/18	Detroit YMCA	20-34	L
2/1/18	NOTRE DAME	27-12	W

## YEAR-BY-YEAR RESULTS

2/7/18	Notre Dame	23-25	L
2/8/18	Northwestern Univ.	16-19	L
2/15/18	HOPE	35-10	W
2/23/18	OVERLIN	35-20	W
3/2/18	MICHIGAN	25-33	L
3/9/18	DETROIT YMCA	23-16	W

## 1919

(9-9 Overall)

DATE	OPPONENT	MSU-OPP	W/L
1/3/19	Holland YMCA	15-21	L
1/4/19	Grand Rapids YMCA	19-17	W
1/8/19	WESTERN MICHIGAN	19-18	W
1/10/19	Detroit Rayls	16-37	L
1/11/19	Oberlin	14-24	L
1/15/19	KALAMAZOO	42-20	W
1/17/19	Western Michigan	28-23	W
1/24/19	FT. CUSTER OFFICERS	31-13	W
1/30/19	Wabash	19-28	L
1/31/19	DePauw	18-17	W
2/1/19	NOTRE DAME	32-28	W
2/7/19	WABASH	37-26	W
2/8/19	Hope	18-21	L
2/12/19	DEPAUW	12-21	L
2/15/19	MICHIGAN	17-19	L
2/22/19	NOTRE DAME	16-17	L
2/28/19	Michigan	33-24	W
3/1/19	HOPE	20-26	L

## 1919-20

(21-15 Overall)

DATE	OPPONENT	MSU-OPP	W/L
12/19/19	Detroit A.C.	11-23	L
12/19/19	Ft. Custer Officers	53-3	W
12/20/19	DeVilbiss College	25-37	L
12/20/19	Muskegon YMCA	21-26	L
12/26/19	AC Spark Plug (Flint)	29-28	W
12/27/19	Holland YMCA	20-18	W
12/31/19	CHICAGO	25-32	L
1/2/20	OVERLIN	36-8	W
1/3/20	Detroit	29-30	L
1/7/20	CENTRAL MICHIGAN	29-15	W
1/9/20	Hope	16-21	L
1/10/20	Kalamazoo	39-21	W
1/16/20	INDIANA	19-20	L
1/21/20	KALAMAZOO	34-15	W
1/24/20	NOTRE DAME	23-20	W
1/28/20	CHICAGO YMCA COLL.	33-20	W
1/30/20	Michigan	23-13	W
2/6/20	WABASH	29-27	W
2/9/20	Notre Dame	23-30	L
2/11/20	Creighton	21-22	L
2/12/20	Creighton	18-15	W
2/13/20	Nebraska	28-43	L
2/14/20	Nebraska	20-29	L
2/18/20	DEPAUW	21-33	L
2/23/20	DePauw	18-31	L
2/24/20	Wabash	16-24	L
2/28/20	MICHIGAN	34-27	W
3/1/20	CREIGHTON	31-24	W
3/6/20	HOPE	34-23	W
3/20/20	Alpena Independent	22-11	W
3/21/20	Alger Co. Club	17-14	W
3/23/20	Northern Michigan	43-13	W
3/24/20	Ishpeming Amer. Leg.	24-37	L
3/25/20	Gwinin Club	66-12	W
3/26/20	Lk. Linden Amer. Leg.	60-24	W
3/27/20	Mich. Coll. of Mines	28-26	W

(Note: George Gauthier left after 29 games in 1919-20, posting a 15-14 record. Lyman Frimodig coached the final seven games of the season, going 6-1.)

LYMAN  
FRIMODIG

1921-22 \* 30-22 (.577)

Lyman Frimodig was a successful athlete for the Ag-



gies, becoming the only person in school history to earn 10 letters (football, baseball, basketball). A freshman coach under George Gauthier, Frimodig took over during the 1920 season when Gauthier left for another job. Frimodig arranged a seven-game trip to the Northern Peninsula, winning six games. He would also serve as head coach for the next two seasons. He remained active in the athletic department after his stint as basketball coach, serving Michigan State for 41 years as assistant athletic director and business manager. He was also known as the unofficial historian of Michigan State athletics, co-authoring Spartan Saga: A History of Michigan State Athletics. Frimodig died in 1972 at the age of 80.

## 1921

(13-8 Overall)

DATE	OPPONENT	MSU-OPP	W/L
1/8/21	CENTRAL MICHIGAN	26-21	W
1/11/21	KALAMAZOO	30-18	W
1/14/21	HOPE	31-17	W
1/15/21	WESTERN MICHIGAN	22-16	W
1/18/21	MOUNT UNION	40-26	W
1/21/21	DePauw	19-39	L
1/22/21	Notre Dame	23-36	L
1/25/21	Western Michigan	29-19	W
1/27/21	St. John's (Toledo)	20-21	L
1/28/21	Mount Union	30-28	W
1/29/21	Oberlin	21-23	L
2/1/21	NOTRE DAME	37-25	W
2/5/21	Michigan	24-37	L
2/7/21	DEPAUW	23-26	L
2/14/21	MICHIGAN TECH	26-18	W
2/19/21	OVERLIN	29-37	L
2/22/21	MICHIGAN	10-17	L
2/25/21	Hope	27-23	W
2/26/21	Grand Rapids J.C.	20-11	W
3/2/21	BETHANY (WV)	41-18	W
3/3/21	CREIGHTON	27-20	W

## 1921-22

(11-13 Overall)

DATE	OPPONENT	MSU-OPP	W/L
12/10/21	Wisconsin	13-27	L
12/29/21	CARNEGIE INSTITUTE	38-17	W
1/2/22	ALBION	33-13	W
1/3/22	DETROIT SCH. OF LAW	56-3	W
1/4/22	ALMA	43-17	W
1/6/22	Michigan	26-27	L
1/10/22	WESTERN MICHIGAN	28-20	W
1/14/22	EASTERN MICHIGAN	28-22	W
1/19/22	VALPARAISO	30-21	W
1/21/22	KALAMAZOO	28-39	L
1/25/22	CENTRAL MICHIGAN	27-21	W
1/29/22	Oberlin	25-26	L
1/29/22	Ohio Wesleyan	22-25	L
1/31/22	Notre Dame	22-31	L
2/3/22	Creighton	30-41	L

2/4/22	Creighton	21-25	L
2/6/22	Lombard	14-26	L
2/16/22	NOTRE DAME	30-24	W
2/17/22	MARQUETTE	19-26	L
2/22/22	MICHIGAN	17-19	L
2/24/22	OHIO WESLEYAN	17-29	L
2/27/22	CREIGHTON	28-34	L
3/3/22	HOPE	29-28	W
3/4/22	CHICAGO YMCA COLL.	25-21	W

## FRED

## WALKER

1922-24 \* 20-19 (.513)



Little is known about Fred Walker except that he continued the streak of basketball coaches with winning career records, compiling a two-year mark of 20-19.

## 1922-23

(10-9 Overall)

DATE	OPPONENT	MSU-OPP	W/L
12/9/22	NOTRE DAME	15-40	L
12/15/22	WESTERN MICHIGAN	8-17	L
12/22/22	VALPARAISO	17-21	L
12/30/22	CARNEGIE INSTITUTE	37-29	W
1/3/23	Michigan	11-33	L
1/6/23	ST. IGNATIUS (CLEV.)	18-27	L
1/11/23	VICTORIA	33-10	W
1/13/23	EASTERN MICHIGAN	19-17	W
1/20/23	MICHIGAN	13-29	L
1/27/23	CENTRAL MICHIGAN	28-13	W
1/30/23	CHICAGO YMCA COLL.	23-19	W
2/3/23	KALAMAZOO	22-24	L
2/9/23	LAKE FOREST	26-18	W
2/12/23	ARMOUR INSTITUTE	27-22	W
2/17/23	ALMA	27-21	W
2/21/23	ST. MARY'S	43-15	W
2/28/23	Notre Dame	22-21	W
3/2/23	St. Ignatius	17-38	L
3/3/23	Oberlin	16-23	L

## 1923-24

(10-10 Overall)

DATE	OPPONENT	MSU-OPP	W/L
12/15/23	ADRIAN	25-12	W
12/18/23	ST. MARY'S	31-26	W
12/22/23	Chicago	17-21	L
12/28/23	DETROIT COLL. OF LAW	25-14	W
1/3/24	HOPE	22-7	W
1/5/24	UP. CANADA LAW SCH.	33-26	W
1/7/24	CARLETON	12-27	L
1/11/24	Michigan	19-23	L
1/18/24	JOHN CARROLL	24-17	W
1/25/24	Notre Dame	18-35	L
1/28/24	Western Michigan	14-29	L
1/29/24	CENTRAL MICHIGAN	21-20	W
2/1/24	LOMBARD	12-13	L
2/6/24	MICHIGAN	20-31	L
2/12/24	WESTERN MICHIGAN	16-25	L
2/23/24	DETROIT	31-17	W
2/26/24	ST. VIATOR	25-27	L
2/29/24	NOTRE DAME	21-23	L
3/6/24	VALPARAISO	22-12	W
3/8/24	LAKE FOREST	29-19	W



## YEAR-BY-YEAR RESULTS

JOHN  
KOBBS

1924-26 \* 11-26 (.297)



John Kobbs is well-known as a successful baseball coach for MSC, but he also coached the basketball and hockey squads during his 42-year tenure. The basketball coach for two seasons, he compiled a career record of 11-26. Before joining the Spartans, he was a star athlete at Hamline where he earned an astounding 13 varsity letters in four sports: football, baseball, basketball and track. The MSU baseball stadium was named in his honor in 1969. He passed away in 1968 at the age of 69.

## 1924-25

(6-13 Overall)

DATE	OPPONENT	MSU-OPP	W/L
12/10/24	ADRIAN	42-16	W
12/13/24	MICHIGAN	10-26	L
12/20/24	Chicago	29-15	W
12/22/24	Northwestern	17-26	L
1/10/25	ST. MARY'S	13-21	L
1/13/25	ST. VIATOR	18-23	L
1/16/25	Notre Dame	14-37	L
1/23/25	WESTERN MICHIGAN	20-21	L
1/30/25	Earlham	24-23	W
1/31/25	Franklin	14-36	L
2/3/25	HOPE	19-20	L
2/11/25	DETROIT	23-22	W
2/20/25	FRANKLIN	16-28	L
2/25/25	Western Michigan	15-29	L
2/28/25	OVERLIN	29-27	W
3/3/25	NOTRE DAME	10-42	L
3/6/25	John Carroll	14-30	L
3/7/25	Oberlin	16-25	L
3/14/25	MAC ALUMNI	43-19	W

## 1925-26

(5-13 Overall)

DATE	OPPONENT	MSU-OPP	W/L
12/8/25	OLIVET	36-13	W
12/12/25	ADRIAN	30-14	W
12/19/25	Chicago	28-21	W
12/21/25	Northwestern	13-42	L
1/1/26	MERCER (GA.)	33-37	L
1/9/26	ST. VIATOR	30-27	W
1/16/26	Michigan	15-38	L
1/22/26	Notre Dame	14-33	L
1/26/26	Detroit	10-16	L
1/30/26	EASTERN MICHIGAN	23-35	L
2/2/26	DETROIT	22-29	L
2/6/26	Western Michigan	25-30	L
2/11/26	MARQUETTE	25-29	L
2/13/26	EARLHAM	21-26	L
2/16/26	NOTRE DAME	25-40	L
2/19/26	CARNEGIE INSTITUTE	27-22	W
2/26/26	WESTERN MICHIGAN	15-38	L
3/6/26	MSC ALUMNI	38-40	L

BENJAMIN  
VanALSTYNE1926-49  
231-163 (.586)

Benjamin VanAlstyne holds many MSU coaching records, including longest tenure (22 years) and most winning seasons (17). He is third in career victories with 231. VanAlstyne was a graduate of Colgate, where he starred in football, baseball and basketball. He came to MSC in 1926 after five seasons at Ohio Wesleyan. VanAlstyne coached MSU's first All-American, Roger Grove, in 1930. Some of his greatest victories included a 27-26 victory over Michigan in 1930 at the dedication of Demonstration Hall, and a 66-50 upset over Kentucky in 1945 that was named "Coca-Cola Upset of the Week." His 47-45 loss to Kentucky in 1948 set the record for the largest crowd in Jensen Field House history. After he finished his coaching career at MSC, VanAlstyne continued as the MSC golf coach, where he was also very successful. He left MSU in 1961 and passed away in 1972 at the age of 72.

## 1926-27

(7-11 Overall)

DATE	OPPONENT	MSU-OPP	W/L
12/8/26	ADRIAN	33-29	W
12/11/26	Michigan	13-34	L
12/18/26	Chicago	24-33	L
12/20/26	Northwestern	22-34	L
1/8/27	MARQUETTE	35-32	W
1/12/27	ALBION	31-37	L
1/14/27	Butler	16-53	L
1/15/27	CONCORDIA	45-25	W
1/19/27	DETROIT	30-23	W
1/21/27	Lake Forest	39-30	W
1/22/27	Marquette	12-24	L
1/29/27	Notre Dame	15-36	L
1/31/27	BUTLER	23-29	L
2/9/27	HOPE	46-31	W
2/12/27	Detroit	27-30	L
2/18/27	PITTSBURGH	34-36	L
2/23/27	NOTRE DAME	22-34	L
2/25/27	MSC ALUMNI	36-24	W

## 1927-28

(11-4 Overall)

DATE	OPPONENT	MSU-OPP	W/L
12/7/27	ADRIAN	30-25	W
12/10/27	Michigan	23-43	L
1/3/28	OHIO NORTHERN	39-25	W
1/7/28	HILLSDALE	58-24	W
1/13/28	DETROIT	27-23	W
1/16/28	COE	35-25	W
1/20/28	Loyola (Chicago)	21-23	L
1/21/28	Marquette	18-21	L
1/28/28	Notre Dame	25-29	L
1/30/28	HOPE	36-21	W
2/3/28	NOTRE DAME	26-16	W
2/8/28	ALBION	52-20	W
2/11/28	KALAMAZOO	36-24	W
2/17/28	DETROIT	17-13	W
2/25/28	MARQUETTE	30-25	W

## 1928-29

(11-5 Overall)

DATE	OPPONENT	MSU-OPP	W/L
12/7/28	Michigan	31-24	W
12/14/28	HILLSDALE	47-15	W
1/2/29	PENN STATE	16-14	W
1/3/29	CORNELL	38-24	W
1/7/29	OHIO WESLEYAN	28-31	L
1/11/29	MARQUETTE	29-19	W
1/18/29	Detroit	27-13	W
1/23/29	Notre Dame	24-29	L
1/26/29	KALAMAZOO	30-22	W
2/1/29	Colgate	35-36	L
2/2/29	Syracuse	17-24	L
2/8/29	HOPE	51-18	W
2/15/29	DETROIT	40-15	W
2/22/29	NOTRE DAME	27-28	L
3/1/29	LAKE FOREST	49-16	W
3/4/29	Marquette	26-15	W

## 1929-30

(12-4 Overall)

DATE	OPPONENT	MSU-OPP	W/L
1/1/30	SYRACUSE	19-21	L
1/4/30	OHIO WESLEYAN	30-14	W
1/9/30	DETROIT	26-20	W
1/16/30	Bethany	27-36	L
1/17/30	Carnegie Institute	35-23	W
1/22/30	NOTRE DAME	28-21	W
1/25/30	Detroit	21-18	W
1/28/30	HOPE	55-16	W
1/31/30	MARQUETTE	24-17	W
2/7/30	KALAMAZOO	33-12	W
2/11/30	BETHANY	36-32	W
2/14/30	OBERLIN	24-10	W
2/15/30	MICHIGAN	27-26	W
2/18/30	Notre Dame	17-29	L
2/21/30	HILLSDALE	34-28	W
3/1/30	Marquette	14-21	L

## 1930-31

(16-1 Overall)

DATE	OPPONENT	MSU-OPP	W/L
12/5/30	CINCINNATI	22-8	W
12/13/30	Michigan	22-32	L
12/29/30	BRIGHAM YOUNG	29-28	W
1/1/31	OHIO WESLEYAN	25-17	W
1/9/31	MARQUETTE	19-16	W
1/13/31	XAVIER (OHIO)	32-19	W
1/16/31	Colgate	41-31	W
1/17/31	Colgate	50-30	W
1/23/31	KALAMAZOO	46-10	W
1/27/31	CENTRAL STATE	31-18	W
1/30/31	Western Reserve	25-24	W
1/31/31	Oberlin	33-22	W
2/6/31	ALMA	42-20	W
2/10/31	DETROIT	34-16	W
2/14/31	LOYOLA (CHICAGO)	24-16	W
2/21/31	Detroit	16-11	W
2/28/31	Marquette	24-21	W



## YEAR-BY-YEAR RESULTS

## 1931-32

(12-5 Overall)

DATE	OPPONENT	MSU-OPP	W/L
12/3/31	ALMA	39-12	W
12/12/31	Michigan	5-27	L
1/1/32	OHIO	29-15	W
1/2/32	CORNELL	29-26	W
1/8/32	WESTERN RESERVE	17-15	W
1/9/32	NOTRE DAME	25-28	L
1/15/32	XAVIER	22-20	W
1/19/32	DETROIT	22-13	W
1/29/32	COLGATE	30-21	W
1/30/32	COLGATE	29-28	W
2/6/32	KALAMAZOO	17-9	W
2/13/32	MICHIGAN	14-13	W
2/15/32	MARQUETTE	25-23	W
2/17/32	Detroit	35-34	W
2/20/32	Xavier	24-31	L
2/23/32	Notre Dame	20-28	L
2/25/32	Marquette	18-43	L

## 1932-33

(10-7 Overall)

DATE	OPPONENT	MSU-OPP	W/L
12/3/32	ALBION	31-29	W
12/10/32	Michigan	20-17	W
12/30/32	Wisconsin	16-26	L
1/3/33	SYRACUSE	23-16	W
1/9/33	NOTRE DAME	19-34	L
1/12/33	MARQUETTE	28-32	L
1/16/33	Buffalo	29-18	W
1/17/33	Colgate	40-26	W
1/21/33	OLIVET	35-13	W
1/27/33	XAVIER	19-16	W
1/28/33	MIEJI U. (JAPAN)	63-15	W
2/4/33	KALAMAZOO	29-12	W
2/11/33	MICHIGAN	16-28	L
2/15/33	DETROIT	30-28	W
2/18/33	Detroit	16-27	L
2/24/33	Notre Dame	25-30	L
2/25/33	Marquette	21-28	L

## 1933-34

(12-5 Overall)

DATE	OPPONENT	MSU-OPP	W/L
12/4/33	OLIVET	23-16	W
12/9/33	Michigan	26-25	W
1/2/34	MISSISSIPPI STATE	35-25	W
1/6/34	NOTRE DAME	33-34	L
1/12/34	Buffalo	37-30	W
1/13/34	Syracuse	21-27	L
1/18/34	MARQUETTE	24-26	L
1/22/34	EASTERN MICHIGAN	34-27	W
1/26/34	CENTRAL MICHIGAN	32-27	W
2/3/34	LOYOLA (CHICAGO)	36-15	W
2/5/34	Wisconsin	23-22	W
2/10/34	MICHIGAN	33-26	W
2/14/34	DETROIT	27-20	W
2/17/34	Detroit	28-22	W
2/21/34	Notre Dame	19-28	L
2/23/34	Marquette	16-40	L
2/24/34	Loyola (Chicago)	22-20	W

## 1934-35

(14-4 Overall)

DATE	OPPONENT	MSU-OPP	W/L
12/1/34	CENTRAL MICHIGAN	43-14	W
12/5/34	KALAMAZOO	30-25	W
12/15/34	Michigan	25-31	L
12/22/34	Northwestern	26-39	L
12/24/34	Loyola (Chicago)	26-19	W
12/27/34	STANFORD	25-18	W
12/31/34	Wisconsin	21-23	L
1/4/35	WAYNE STATE	31-17	W
1/8/35	EASTERN MICHIGAN	35-14	W
1/12/35	Western Reserve	34-33	W
1/17/35	MARQUETTE	30-29	W
1/21/35	HILLSDALE	45-24	W
1/24/35	Eastern Michigan	53-28	W
1/26/35	Wayne State	37-20	W
2/4/35	WESTERN RESERVE	36-17	W
2/9/35	MICHIGAN	30-28	W
2/13/35	KENTUCKY	32-26	W
2/18/35	Marquette	17-20	L

## 1935-36

(8-9 Overall)

DATE	OPPONENT	MSU-OPP	W/L
12/2/35	ALBION	36-28	W
12/6/35	Wisconsin	21-26	L
12/14/35	Michigan	24-35	L
12/21/35	Northwestern	25-29	L
12/30/35	WEST VIRGINIA	25-24	W
1/1/36	Syracuse	34-38	L
1/3/36	Temple	24-47	L
1/8/36	KALAMAZOO	32-14	W
1/10/36	LOYOLA (CHICAGO)	32-20	W
1/17/36	MARQUETTE	20-21	L
1/18/36	MARQUETTE	35-31	W
1/21/36	Kentucky	19-27	L
1/25/36	Eastern Michigan	37-24	W
1/29/36	EASTERN MICHIGAN	18-15	W
2/1/36	BUTLER	21-24	L
2/15/36	MICHIGAN	23-41	L
2/22/36	Marquette	29-28	W

## 1936-37

(5-12 Overall)

DATE	OPPONENT	MSU-OPP	W/L
12/9/36	ALBION	32-22	W
12/12/36	Michigan	21-34	L
12/2/37	Kentucky	21-28	L
1/6/37	KALAMAZOO	39-18	W
1/8/37	Case	34-38	L
1/9/37	Geneva	42-41	W
1/14/37	KENTUCKY	24-23	W
1/16/37	MARQUETTE	25-32	L
1/19/37	SYRACUSE	36-30	W
1/23/37	Northwestern	29-44	L
1/26/37	HAWAIIAN ALL-STARS	24-25	L
1/29/37	HOPE	21-25	L
2/6/37	Wisconsin	17-22	L
2/8/37	Butler	21-27	L
2/13/37	MICHIGAN	31-38	L
2/16/37	DEPAUL	21-23	L
2/20/37	Marquette	26-31	L

## 1937-38

(9-8 Overall)

DATE	OPPONENT	MSU-OPP	W/L
12/9/37	HOPE	51-27	W
12/11/37	Michigan	40-43	L
12/22/37	IOWA	52-37	W
12/30/37	MISSOURI	43-33	W
1/1/38	CASE	48-34	W
1/5/38	CALIFORNIA	29-31	L
1/8/38	KENTUCKY	43-38	W
1/11/38	HAWAIIAN ALL-STARS	55-31	W
1/14/38	Buffalo	65-35	W
1/15/38	Syracuse	46-59	L
1/22/38	MARQUETTE	24-41	L
1/28/38	BUTLER	21-15	W
2/5/38	Wisconsin	27-30	L
2/7/38	Kentucky	27-44	L
2/12/38	MICHIGAN	41-35	W
2/19/38	Marquette	26-40	L
2/21/38	Notre Dame	32-48	L

## 1938-39

(9-8 Overall)

DATE	OPPONENT	MSU-OPP	W/L
12/7/38	KALAMAZOO	36-26	W
12/10/38	Michigan	34-41	L
12/17/38	OBERLIN	58-23	W
12/28/38	PENN STATE	35-21	W
12/31/38	INDIANA	33-37	L
1/2/39	Loyola (Chicago)	44-46	L
1/7/39	CENTRAL MICHIGAN	29-24	W
1/14/39	WESTERN RESERVE	36-21	W
1/21/39	Butler	33-34	L
1/23/39	Tennessee	35-31	W
1/28/39	BUTLER	39-29	W
2/4/39	Wisconsin	37-39	L
2/11/39	MICHIGAN	25-30	L
2/13/39	MARQUETTE	35-29	W
2/15/39	TEMPLE	29-25	W
2/20/39	Marquette	36-38	L
2/24/39	WAYNE STATE	33-40	L

## 1939-40

(14-6 Overall)

DATE	OPPONENT	MSU-OPP	W/L
12/4/39	KALAMAZOO	42-22	W
12/9/39	Michigan	27-33	L
12/16/39	WASHINGTON STATE	52-44	W
12/18/39	Creighton	32-30	W
12/19/39	Creighton	38-21	W
12/22/39	California	37-41	L
12/27/39	Oregon State	33-38	L
12/28/39	Oregon State	36-26	W
1/1/40	Loyola (Chicago)	30-22	W
1/6/40	*TENNESSEE	29-20	W
1/8/40	SYRACUSE	31-29	W
1/15/40	MARQUETTE	48-19	W
1/20/40	MICHIGAN	27-32	L
1/26/40	Long Island	25-34	L
1/27/40	Temple	40-42	L
1/29/40	Baltimore	39-28	W
2/3/40	WISCONSIN	48-41	W
2/14/40	WAYNE STATE	46-29	W
2/24/40	Marquette	21-17	W
3/1/40	TEMPLE	44-28	W

\* First game played at Jenison Field House



# YEAR-BY-YEAR RESULTS

## 1940-41

(11-6 Overall)

DATE	OPPONENT	MSU-OPP	W/L
12/2/40	KALAMAZOO	48-29	W
12/7/40	Michigan	14-42	L
12/21/40	OHIO STATE	46-38	W
12/23/40	IOWA	34-40	L
12/30/40	CREIGHTON	29-37	L
12/31/40	CREIGHTON	34-29	W
1/4/41	Long Island	31-26	W
1/6/41	Temple	37-35	W
1/10/41	MARQUETTE	25-18	W
1/13/41	TEMPLE	23-22	W
1/18/41	WEST VIRGINIA	44-35	W
1/25/41	Notre Dame	39-46	L
2/8/41	WEST VIRGINIA	31-40	L
2/12/41	MICHIGAN	35-32	W
2/19/41	LONG ISLAND	23-24	L
2/22/41	Marquette	37-36	W
3/1/41	NOTRE DAME	44-35	W

## 1941-42

(15-6 Overall)

DATE	OPPONENT	MSU-OPP	W/L
12/2/41	FT. CUSTER OFFICERS	50-29	W
12/8/41	CENTRAL MICHIGAN	29-23	W
12/13/41	Michigan	20-37	L
12/20/41	SOUTH CAROLINA	41-29	W
12/24/41	HARVARD	39-28	W
12/27/41	Syracuse	33-31	W
12/29/41	Rochester	27-28	L
1/2/42	WASHINGTON	42-45	L
1/6/42	GREAT LAKES N.T.S.	33-31	W
1/10/42	WESTERN RESERVE	51-22	W
1/16/42	MARQUETTE	51-40	W
1/22/42	CINCINNATI	37-30	W
1/24/42	NOTRE DAME	49-52	L
1/26/42	BUTLER	40-39	W
1/31/42	Detroit	32-28	W
2/6/42	Cincinnati	36-30	W
2/7/42	Butler	36-38	L
2/11/42	MICHIGAN	57-34	W
2/16/42	DETROIT	37-39	L
2/21/42	Marquette	47-45	W
2/28/42	NOTRE DAME	46-43	W

## 1942-43

(2-14 Overall)

DATE	OPPONENT	MSU-OPP	W/L
12/7/42	Michigan	31-36	L
12/29/42	OREGON STATE	29-33	L
1/1/43	HARVARD	28-31	L
1/4/43	MICHIGAN	26-29	L
1/9/43	Great Lakes N.T.S.	34-38	L
1/11/43	Marquette	32-41	L
1/13/43	Minnesota	32-46	L
1/19/43	DEARBORN N.T.S.	55-24	W
1/23/43	DePaul	37-45	L
1/29/43	CAMP GRANT	31-39	L
2/4/43	ROMULUS A.A.B.	69-27	W
2/6/43	Notre Dame	34-45	L
2/11/43	GREAT LAKES N.T.S.	39-56	L
2/15/43	MARQUETTE	36-47	L
2/20/43	Camp Grant	31-43	L
2/27/43	NOTRE DAME	42-45	L

1942-43 Roster

#	Name (Ht., Pos.)	PPG*
3	Daniel Pjesky (5-11, G)	
4	Fred Stone (6-6, C)	
5	Carl Petroski (6-0, C)	
6	Oliver White (6-1, F)	
7	William Krall (6-7, C)	
8	Roy Deihl (5-9, F)	
9	Nicholas Hashu (6-0, G)	
10	Albert Peppler (5-11, C)	
11	Floyd May (6-0, F)	
12	Jack Gale (5-10, F/G)	
14	Billy Jo Hanson (6-0, G)	
15	Roy Crissey (6-1, F)	
16	John Cawood (6-3, F)	
17	Dave Phillips (5-11, G)	
18	Eugene Strang (6-1, G)	
19	James Jacobs (6-0, F)	
20	James Fry (G/F)	
21	Richard Holloway (5-10, G)	
22	Alvin Schmidt (6-0, G)	
24	Chet Aubuchon (5-9, G)	
25	Clayton Kowalk (5-11, F/G)	
26	George Weber (5-11, F)	

\* Stats not available

## 1943-44

Season suspended because of World War II

## 1944-45

(9-7 Overall)

DATE	OPPONENT	MSU-OPP	W/L
12/2/44	DRAKE	44-36	W
12/9/44	Ohio State	31-58	L
12/28/44	OHIO STATE	31-67	L
12/30/44	Iowa	29-66	L
1/6/45	CINCINNATI	37-39	L
1/8/45	Albion	72-36	W
1/12/45	Cincinnati	50-54	L
1/13/45	Kentucky	35-66	L
1/18/45	Eastern Michigan	75-31	W
1/20/45	WAYNE STATE	47-38	W
1/22/45	ALBION	58-38	W
1/27/45	*Temple	47-64	L
2/5/45	KENTUCKY	66-50	W
2/14/45	DETROIT	53-29	W
2/19/45	KALAMAZOO	81-26	W
2/24/45	Detroit	62-38	W

\* at Buffalo, N.Y.

1944-45 Roster

#	Name (Ht., Pos.)	PPG
3	Joe Beyer (5-10, Fr., G)	5.4
4	Charles Frankel (6-3, Fr., C)	4.0
5	Richard Young (6-1, Fr., F)	0.8
6	Sam Fortino (6-2, Jr., F)	11.9
7	Jack Breslin (6-0, Jr., G)	2.4
8	Paul Bauman (5-10, Fr., F/G)	3.1
9	Nicholas Hashu (6-1, Jr., G)	4.5
10	Robert O'Leary (6-0, Fr., F)	1.5
11	Jacob Milliken (5-11, Fr., F)	--
12	Earl Morrison (5-8, Fr., G)	--
14	LeRoy Gunderson (6-3, So., C)	1.0
15	James Currier (6-2, Fr., C)	--
16	John Burdick (6-1, Fr., F)	0.5
17	Robert Massuch (6-1, Fr., G)	0.0
18	Richard Johnson (5-7, Fr., G)	--
19	David Schmidt (6-2, So., F/C)	--
20	James Pruett (5-11, So., G)	--
21	William Rapchak (6-1, Fr., F/C)	11.8
22	William Krall (6-7, Jr., C)	3.7

## 1945-46

(12-9 Overall)

DATE	OPPONENT	MSU-OPP	W/L
12/1/45	Michigan	39-47	L
12/5/45	GREAT LAKES N.T.S.	49-53	L
12/24/45	MINNESOTA	50-48	W
12/27/45	Ohio State	42-62	L
1/2/46	SYRACUSE	76-48	W
1/5/46	CINCINNATI	69-38	W
1/7/46	MICHIGAN	49-36	W
1/12/46	KENTUCKY	44-55	L
1/15/46	Wayne State	43-37	W
1/18/46	DePaul	52-58	L
1/23/46	DETROIT	40-38	W
1/31/46	Notre Dame	57-62	L
2/2/46	Kentucky	51-59	L
2/4/46	Cincinnati	69-39	W
2/9/46	WAYNE STATE	46-45	W
2/16/46	DETROIT	58-46	W
2/11/46	Great Lakes N.T.S.	58-59	L
2/16/46	OHIO STATE	64-41	W
2/20/46	NOTRE DAME	54-56	L
2/23/46	Wisconsin	59-48	W
3/1/46	WISCONSIN	56-52	W

1945-46 Roster

#	Name (Ht., Pos.)	PPG*
3	Joe Beyer (5-10, So., G)	
5	Dudley Jones (6-1, Jr., G/F)	
6	Sam Fortino (6-2, Sr., F)	
7	John Granack (5-11, Fr., F)	
8	Oliver White (6-0, Sr., G/F)	
9	Keith Krause (6-0, So., F)	
10	Albert Peppler (5-11, Jr., G)	
11	Dan Pjesky (5-11, Jr., G)	
12	Joe Krakora (6-1, Fr., G)	
14	Warren Huey (6-0, Fr., F)	
15	Don Waldron (5-11, Fr., G)	
16	Donald Joyce (6-1, Fr., G)	
17	Robin Roberts (6-0, Fr., F)	
18	Roy Schwachow (6-3, Fr., C)	
19	George Francke (6-4, Fr., C)	
20	Matthew Mazza (6-2, Fr., C)	
21	John Cawood (6-4, Fr., C)	
22	Bill Krall (6-8, Sr., C)	

\* Stats not available

## 1946-47

(11-10 Overall)

DATE	OPPONENT	MSU-OPP	W/L
12/7/46	Michigan	29-51	L
12/20/46	STANFORD	57-45	W
12/28/46	Wayne State	52-25	W
12/31/46	Syracuse	61-57	ot W
1/2/47	ARIZONA	43-45	L
1/4/47	GEORGIA TECH	62-52	W
1/6/47	MARQUETTE	53-51	W
1/11/47	Detroit	52-44	W
1/14/47	NOTRE DAME	56-74	L
1/18/47	Minnesota	59-73	L
1/20/47	WISCONSIN	48-58	L
1/25/47	DePaul	45-52	L
1/27/47	Kentucky	36-86	L
2/1/47	WAYNE STATE	49-36	W
2/3/47	Marquette	56-55	W
2/8/47	Notre Dame	54-70	L
2/11/47	VIRGINIA	51-46	W
2/15/47	OHIO STATE	46-58	L
2/19/47	DETROIT	55-48	W
2/22/47	BOSTON COLLEGE	70-49	W
3/1/47	MICHIGAN	47-59	L



## YEAR-BY-YEAR RESULTS

## 1946-47 Roster

#	Name (Ht., Year., Pos.)	PPG
3	Robert Carpenter (5-11, So., F)	0.5
4	Robert Stevens (5-11, So., F)	3.0
5	Hugh Dawson (5-11, Fr., G)	1.2
6	Clayton Kowalk (5-11, Jr., G)	1.3
7	Albert Peppler (5-11, Jr., G)	2.2
8	Oliver White (6-0, Sr., G/F)	8.4
9	Robert Robbins (6-2, Fr., F)	3.5
10	John Granack (5-11, So., F)	0.6
11	Robin Roberts (6-0, So., F)	9.0
12	John Cawood (6-4, So. C)	6.4
14	Joe Barta (6-0, Fr., G)	0.0
15	Don Waldron (5-11, So. G)	5.1
16	Lynn Chandnois (6-2, Fr., F)	1.4
18	Robert Geahan (6-1, So., F)	11.2
19	Jack Wulf (6-8, So., F)	2.4
20	Matthew Mazza (6-2, So., G)	1.6
21	David Lumsden (6-5, Jr., C)	3.8
22	Fred Stone (6-6, Sr., C)	2.0
	W. Bevis Fraser (6-2, So., G)	0.0
	Richard Olson (6-1, So., C)	0.0
	Harold DeVoll (6-4, So., C)	0.0

## 1947-48

DATE	OPPONENT	MSU-OPP	W/L
12/18/47	MICHIGAN	43-38	W
12/20/47	Purdue	48-50	L
12/23/47	INDIANA	64-60	W
12/27/47	Wayne State	57-55	W
12/29/47	HARVARD	53-47	W
1/3/48	Wash. (St. Louis)	46-45	W
1/5/48	Missouri	44-46	L
1/10/48	KENTUCKY	45-47	L
1/13/48	MARQUETTE	57-54	W
1/17/48	Western Reserve	65-57	W
1/20/48	Detroit	52-34	W
1/24/48	DePaul	42-52	L
1/26/48	DETROIT	66-31	W
1/31/48	Minnesota	63-69	L
2/3/48	DEPAUL	49-63	L
2/9/48	Wisconsin	39-51	L
2/14/48	Marquette	53-48	W
2/17/48	NOTRE DAME	44-51	L
2/21/48	OHIO STATE	50-72	L
2/24/48	Notre Dame	54-50	W
2/28/48	WAYNE STATE	63-49	W
3/6/48	Michigan	28-69	L

## 1947-48 Roster

#	Name (Ht., Year., Pos.)	PPG
3	Robert Geahan (6-1, Jr., F)	7.5
4	Matthew Mazza (6-2, Jr., G)	--
5	Hugh Dawson (5-11, So., G)	3.9
6	Don Waldron (5-11, Jr., G)	4.5
7	Robert Brannum (6-5, Jr., C)	15.6
8	Jack Wulf (6-8, So., C)	2.8
9	Robert Robbins (6-2, So., F)	5.9
10	Stanley Petela (6-1, So., G)	1.8
11	Robert Carpenter (5-11, Jr., F)	0.0
12	Robert Stevens (5-11, Jr., F)	1.8
14	William Rapchak (6-1, So., F)	6.4
15	Joe Barta (6-0, So., G)	--
16	Leon Hess (6-3, So., G)	2.1
18	Frank McNaughton (6-2, So., F)	0.8
19	Fred Jackson (6-1, So., C)	--
20	Donn Joyce (6-1, Jr., G)	--
	David Lumsden (6-5, Jr., C)	--
	Ben Sierra (6-0, So., G)	--
	Lynn Chandnois (6-2, So., F)	1.0

## 1948-49

## (9-12 Overall)

DATE	OPPONENT	MSU-OPP	W/L
11/27/48	ALMA	46-33	W
11/27/48	HILLSDALE	53-43	W
12/4/48	Michigan	33-66	L
12/6/48	Indiana	36-48	L
12/18/48	IOWA	49-43	W
12/20/48	CORNELL	45-56	L
12/29/48	MISSISSIPPI STATE	74-28	W
1/7/49	MARQUETTE	48-68	L
1/10/49	DETROIT	66-49	W
1/14/49	WESTERN RESERVE	44-43	W
1/17/49	Detroit	34-35	L
1/22/49	Wayne State	37-35	2ot W
1/27/49	WAYNE STATE	63-48	W
1/31/49	MICHIGAN	38-49	L
2/3/49	Notre Dame	47-63	L
2/5/49	Marquette	42-59	L
2/12/49	PURDUE	48-66	L
2/19/49	VIRGINIA	62-43	W
2/21/49	MINNESOTA (-/6)	47-57	L
2/23/49	NOTRE DAME	41-43	L
2/28/49	Ohio State (-/18)	51-70	L

## 1948-49 Roster

#	Name (Ht., Year., Pos.)	PPG
3	Robert Geahan (6-1, Sr., F)	5.2
4	Albert Cummins (5-10, Jr., G)	--
5	Hugh Dawson (6-0, Jr., G)	2.5
6	William Rapchak (6-1, Jr., F)	10.5
7	John Granack (6-0, Jr., F)	6.7
8	Robert Stevens (5-11, Sr., F)	1.6
9	Robert Robbins (6-2, Jr., G)	3.7
10	Jay Cochran (6-2, So., F)	--
11	James Snodgrass (6-1, So., G)	7.3
12	Robert Kane (6-0, So., F)	--
14	Ray Steffen (6-4, So., C)	5.2
15	Jack Wulf (6-8, Sr., C)	6.0
16	Jack Finn (6-4, Jr., C)	--
17	Leon Hess (6-2, Jr., C)	--
18	David Lumsden (6-4, Jr., C)	--
19	Donn Joyce (6-0, Sr., G)	0.6
20	Stanley Petela (6-0, Jr., F)	--
22	Paul Jorden (6-0, Jr., G)	--
21	Robert McManus (6-4, So., C)	0.4

## ALTON KIRCHER

1949-50 \* 4-18 (.182)



Alton Kircher took over as head coach for Ben VanAlstyne after six seasons as an assistant. He coached for only one season, posting a 4-18 mark. Kircher was one of MSC's greatest all-around athletes, serving as the starting quarterback on the football team, captain of the basketball team and playing on the baseball team. He would later coach at Washington State.

## 1949-50

## (4-18 Overall)

DATE	OPPONENT	MSU-OPP	W/L
12/3/49	MICHIGAN	49-52	L
12/5/49	Iowa	53-73	L
12/10/49	INDIANA	58-73	L
12/17/49	MISSOURI	54-73	L
12/22/49	GEORGIA TECH	60-68	L
12/23/49	Northwestern	46-68	L
12/28/49	*HARVARD	57-68	L
12/29/49	*CORNELL	61-54	W
1/2/50	Indiana	50-60	L
1/7/50	NOTRE DAME	65-76	L
1/9/50	Detroit	55-66	L
1/13/50	MARQUETTE	81-64	W
1/18/50	Notre Dame	65-71	L
1/23/50	MINNESOTA (-/16)	56-73	L
1/28/50	WESTERN RESERVE	54-57	L
2/4/50	Purdue	53-69	L
2/6/50	WISCONSIN (-/17)	47-66	L
2/11/50	Ohio State (-/4)	43-87	L
2/14/50	DETROIT	57-54	W
2/17/50	WAYNE STATE	68-44	W
2/20/50	Michigan	53-70	L
2/25/50	Marquette	58-75	L

\* Holiday Tournament (East Lansing)

## 1949-50 Roster

#	Name (Ht., Year., Pos.)	PPG
	William Bower (5-11, So., F)	2.3
	Robert Carey (6-5, So., C)	--
	William Carey (6-1, So., G)	8.8
	Albert Cummins (5-10, Sr., F)	--
	Hugh Dawson (6-0, Sr., F)	--
	Victor DeRose (6-0, So., F)	--
	William Eckstrom (6-2, So., G)	--
	John Finn (6-4, Sr., C)	--
	Victor Hahn (6-2, Jr., F)	--
	Leon Hess (6-2, Sr., G)	--
	Gerald Holstein (6-4, So., C)	--
	Robert McManus (6-3, Jr., G)	--
	Clarence Means (5-11, So., F)	1.4
	John Moore (6-7, So., C)	--
	Robert Nagel (6-2, So., G)	--
	Robert Price (6-3, So., G)	--
	William Rapchak (6-1, Sr., F)	7.4
	Robert Robbins (6-3, Sr., G)	--
	Daniel Smith (6-0, So., F)	9.4
	James Snodgrass (6-1, Jr., G)	9.3
	Gordon Stauffer (6-0, So., G)	5.3
	Ray Steffen (6-4, Jr., C)	3.8





## YEAR-BY-YEAR RESULTS

PETE  
NEWELL

1950-54 \* 45-42 (.517)



Pete Newell took over in 1950 with the challenge of leading the Spartans into the Big Ten. In Newell's first season, he led the Spartans to a victory in their first Big Ten game, a 67-62 win over Northwestern. Newell came to MSC from San Francisco where he led his 1949 squad to an NIT title. His 1951-52 MSC squad was the first ranked Spartan team and also registered a win over No. 14 Notre Dame, the first win over a ranked opponent in school history. One of his biggest wins was a 1952 defeat of No. 2-ranked Kansas State. After four seasons, Newell left to coach the University of California, where he won a national title in 1959. He led a group of college all-stars to the gold medal in the 1960 Rome Olympics, becoming the first coach to win NIT, NCAA and Olympic Championships. In 1979 he was inducted into the Basketball Hall of Fame. He passed away in 2008 at the age of 93.

## 1950-51

(10-11 Overall: 5-9 - 7th Big Ten)

DATE	OPPONENT	MSU-OPP	W/L
12/2/50	Wayne State	51-50	W
12/5/50	DETROIT	45-31	W
12/19/50	MARQUETTE	74-42	W
12/29/50	*PENN STATE	51-44	W
12/30/50	*PRINCETON	46-52	L
1/6/51	#Northwestern	67-62	W
1/8/51	WISCONSIN	52-53	L
1/13/51	INDIANA	37-47	L
1/15/51	Iowa	42-46	L
1/20/51	Michigan	49-36	W
1/25/51	NOTRE DAME	60-43	W
1/27/51	Ohio State	49-58	L
1/29/51	Purdue	55-59	ot L
2/5/51	MINNESOTA	50-44	W
2/12/51	NORTHWESTERN	52-48	W
2/17/51	MICHIGAN	43-32	W
2/19/51	Notre Dame	46-56	L
2/24/51	Wisconsin	29-35	L
2/26/51	Minnesota	39-56	L
3/3/51	IOWA	52-65	L
3/5/51	ILLINOIS (-/6)	43-49	L

\* Holiday Tournament (East Lansing)  
# First Big Ten game for MSU

## 1950-51 Roster

#	Name (Ht., Year., Pos.)	PPG
3	Sonny Means (5-11, Jr., G.)	4.6
4	William Bower (5-11, Jr., F)	7.0
5	Erik Furseth (6-3, So., F)	1.8
6	Robert Johnson (6-2, So., F)	0.8
7	Thomas McAuliffe (6-0, Jr., G)	2.4
8	Robert Carey (6-5, Jr., C)	8.3
10	Gene Rhodes (5-11, Fr., G)	2.0
11	James Snodgrass (6-1, Sr., G)	4.8
12	William Eckstrom (6-3, Jr., F)	2.6
13	William Carey (6-1, Jr., F)	1.7
14	Raymond Steffen (6-5, Sr., C)	8.9
15	John Moore (6-7, So., G)	4.5
17	Leif Carlson (6-2, Jr., F)	0.7
18	Gordon Stauffer (6-0, Jr., G)	5.9

## 1951-52

(13-9 Overall: 6-8 - T-5th Big Ten)

DATE	OPPONENT	MSU-OPP	W/L
12/1/51	WAYNE STATE	52-43	W
12/13/51	DENVER	50-48	W
12/15/51	Marquette	53-47	W
12/18/51	Detroit	52-47	W
12/28/51	*DARTMOUTH	47-42	W
12/29/51	*PRINCETON	52-46	W
1/2/52	Notre Dame (20/14)	66-52	W
1/5/52	IOWA (20/-)	60-61	L
1/7/52	N'WESTERN (20/-)	82-49	W
1/12/52	Minnesota (19/-)	49-55	L
1/15/52	NOTRE DAME	48-56	L
1/19/52	Michigan	36-50	L
1/21/52	WISCONSIN	50-39	W
1/26/52	PURDUE	56-47	W
2/2/52	Northwestern	76-86	L
2/9/52	OHIO STATE	70-52	W
2/11/52	Illinois	62-84	L
2/16/52	Wisconsin	57-55	W
2/18/52	MINNESOTA	58-60	L
2/25/52	Iowa	52-64	L
3/1/52	MICHIGAN	80-59	W
3/2/52	Indiana	67-70	L

\* Holiday Tournament (East Lansing)

## 1951-52 Roster

#	Name (Ht., Year., Pos.)	PPG
3	Sonny Means (5-11, Sr., G.)	5.2
4	William Bower (5-11, Sr., F)	9.4
5	Erik Furseth (6-3, Jr., F)	2.6
6	Robert Johnson (6-2, Jr., F)	---
7	Rickey Ayala (5-5, So., G)	4.0
8	Robert Carey (6-5, Sr., C/F)	9.3
9	Richard Wesling (5-10, So., G)	1.5
10	Gene Rhodes (5-11, Jr., G)	0.0
11	James Schlatter (5-10, So., G)	0.9
12	William Eckstrom (6-3, Sr., F)	1.2
13	DeNeal Hartman (6-3, So., C/F)	4.7
14	Keith Stackhouse (6-2, So., F)	11.8
15	Hugh MacMaster (6-6, So., C)	1.7
16	Paul Hinkin (6-4, So., C/F)	2.0
17	Leif Carlson (6-2, Sr., F)	3.3
18	Gordon Stauffer (6-0, Sr., G)	9.6

## 1952-53

(13-9 Overall: 11-7 - T-3rd Big Ten)

DATE	OPPONENT	MSU-OPP	W/L
12/6/52	MARQUETTE	62-51	W
12/19/52	*UCLA (-/12)	55-60	L
12/20/52	*KANSAS STATE (-/2)	80-63	W
12/27/52	Northwestern	52-47	W
12/30/52	Minnesota (-/9)	47-64	L
1/3/53	OHIO STATE	68-57	W
1/5/53	INDIANA (-/12)	62-69	L
1/10/53	IOWA	68-61	W
1/17/53	Michigan	66-64	W
1/19/53	ILLINOIS (-/4)	64-76	L
1/24/53	NORTHWESTERN	76-63	W
1/31/53	MINNESOTA	64-60	W
2/7/53	Ohio State	62-73	L
2/9/53	Iowa	60-48	W
2/14/53	Indiana (-/2)	50-65	L
2/16/53	Notre Dame	64-72	L
2/21/53	PURDUE	68-57	W
2/23/53	WISCONSIN	53-45	W
2/28/53	Purdue	77-72	W
3/2/53	Illinois (-/10)	53-66	L
3/7/53	MICHIGAN	55-52	W
3/9/53	Wisconsin	51-58	L

\* Holiday Tournament (East Lansing)

## 1952-53 Roster

#	Name (Ht., Year., Pos.)	PPG
3	Robert Devenny (5-10, So., G)	4.3
4	Melvin Pine (5-11, So., G)	---
5	Erik Furseth (6-3, Sr., F)	2.4
6	Robert Johnson (6-1, Sr., F)	0.8
7	Rickey Ayala (5-5, Jr., G)	5.0
9	Richard Wesling (5-10, So., G)	6.6
10	Gene Rhodes (5-11, Sr., G)	1.5
11	James Schlatter (5-11, Jr., G)	4.4
12	Robert Armstrong (6-8, So., C)	10.4
13	Paul Hinkin (6-4, Jr., C/F)	0.4
14	Keith Stackhouse (6-1, Jr., F)	12.4
15	Robert McCullough (6-7, So., C)	0.8
17	Donald Butcher (6-2, So., F)	---
18	Donald Corbitt (5-11, So., G)	0.0
19	DeNeal Hartman (6-4, Jr., C/F)	3.3
20	James Harris (6-3, So., F)	0.4
22	Al Ferrari (6-2, So., F)	16.0

## 1953-54

(9-13 Overall: 4-10 - 8th Big Ten)

DATE	OPPONENT	MSU-OPP	W/L
12/5/53	CREIGHTON	88-51	W
12/17/53	MARQUETTE	65-60	W
12/19/53	USC	81-63	W
12/22/53	PITTSBURGH	83-51	W
12/30/53	USC	73-75	L
12/31/53	UCLA (-/14)	57-67	L
1/4/54	Iowa	63-73	L
1/5/54	Kansas State	78-63	W
1/9/54	ILLINOIS (-/15)	60-59	W
1/16/54	Michigan	62-64	L
1/18/54	WISCONSIN	53-57	L
1/23/54	OHIO STATE	83-76	W
1/30/54	Minnesota (-/8)	71-79	L
2/1/54	NORTHWESTERN	65-62	W
2/6/54	Indiana (-/3)	74-79	L
2/9/54	NOTRE DAME	71-74	L
2/13/54	Purdue	50-64	L
2/20/54	INDIANA (-/3)	61-63	L
2/22/54	Northwestern	71-80	L
2/27/54	IOWA (-/20)	48-60	L
3/1/54	Wisconsin	56-79	L
3/6/54	MICHIGAN	76-61	W

## 1953-54 Roster

#	Name (Ht., Year., Pos.)	PPG
3	Robert Devenny (5-11, Jr., G)	6.2
4	Harry Koustik (5-8, So., G)	0.0
5	James Raymond (5-11, So., G)	0.6
6	David Raspler (6-0, So., G)	---
7	Rickey Ayala (5-5, Sr., G)	---
9	Donald Corbitt (5-11, Jr., G)	1.2
10	William Hillemeier (6-5, So., F)	---
11	James Schlatter (5-11, Sr., G)	2.9
12	Robert Armstrong (6-8, Jr., C)	9.1
13	Paul Hinkin (6-4, Sr., F)	0.8
14	Keith Stackhouse (6-1, Sr., G)	5.3
15	Robert McCullough (6-8, Jr., C)	---
16	Duane Peterson (6-7, So., C)	4.6
17	Daniel Morrissey (6-3, So., C/F)	---
18	Julius McCoy (6-2, So., F)	18.6
19	DeNeal Hartman (6-4, Sr., F)	4.0
20	James Harris (6-3, Jr., F)	1.5
21	Duane Olson (6-5, So., F)	1.2
22	Al Ferrari (6-2, Jr., F)	14.4

# YEAR-BY-YEAR RESULTS

## FORREST ANDERSON

1954-65 \* 125-124 (502)



Forrest Anderson led MSU to its first two Big Ten titles in 1956-57 and 1958-59. Anderson starred at Stanford, earning a spot in the school's Hall of Fame. He coached at Drake and Bradley before coming to MSC. From 1954-59, he led the Spartans to a record of 77-38, 46-24 in the Big Ten, including two conference championships, led by stars like Julius McCoy, Johnny Green, Jack Quiggle, and Horace Walker. In 1957, he led MSU to its first Final Four appearance, beating powerhouse Kentucky along the way. Two years later, he led the Spartans to the Midwest Regional Finals. His 1963-64 squad set school records for highest scoring average, most 100-point games and second-highest scoring game, a 118-100 victory over Oklahoma. When Anderson's stint at MSU came to an end in 1965, he became a scout in the NBA. Anderson holds the distinction of being the first coach in NCAA history to take two different teams to the Final Four.

## 1954-55

(13-9 Overall: 8-5 - 4th Big Ten)

DATE	OPPONENT	MSU-OPP	W/L
12/1/54	MARQUETTE	91-72	W
12/4/54	DETROIT	78-84	L
12/17/54	Princeton	79-67	W
12/18/54	Pennsylvania	67-73	L
12/22/54	DEPAUL	75-76	L
12/30/54	PENN STATE	85-74	W
1/3/55	Ohio State (-20)	76-83	L
1/8/55	WISCONSIN	94-77	W
1/10/55	Iowa (-14)	81-94	L
1/15/55	MICHIGAN	84-82	W
1/17/55	Indiana	79-88	L
1/22/55	MINNESOTA (-14)	87-75	W
1/29/55	DePaul	88-72	W
1/31/55	PURDUE	79-72	W
2/5/55	Wisconsin	73-70	W
2/7/55	Notre Dame	93-79	W
2/12/55	Northwestern	54-56	L
2/14/55	Illinois (-10)	72-90	L
2/19/55	IOWA (-15)	69-78	L
2/21/55	NORTHWESTERN	71-69	W
2/28/55	INDIANA	93-77	W
3/5/55	Michigan	83-68	W

1954-55 Roster

#	Name (Ht., Year., Pos.)	PPG
10	Robert Devenny (5-11, Jr., G)	10.7
11	Harry Lux (5-10, Jr., G)	0.3
12	Duane Frankskovich (5-11, Jr., G)	0.8
13	David Raspler (6-0, Jr., G)	0.0
14	Jim Raymond (5-11, Jr., G)	2.4
15	Julius McCoy (6-2, Jr., F)	16.7
20	Robert Armstrong (6-8, Sr., C)	8.3
21	Duane Olson (6-5, Jr., F)	0.8
22	Al Ferrari (6-2, Sr., F)	20.1
23	Walter Godfrey (6-1, Jr., G)	3.8
24	William Hillemeier (6-5, Jr., F)	---
25	James Harris (6-3, Sr., F)	3.4
30	George Ferguson (6-3, So., G)	8.0
31	Edwin Purchis (6-3, So., F)	---

32	William Werner (6-4, Jr., F)	0.0
33	Donald Corbitt (5-11, Sr., G)	0.0
34	Duane Peterson (6-6, Jr., C)	13.1
35	Pat Wilson (6-0, So., G)	4.5
--	Daniel Morrissey (6-3, Jr., F)	---
--	John O'Toole (5-11, So., G)	---

## 1955-56

(13-9 Overall: 7-7 - 5th Big Ten)

DATE	OPPONENT	MSU-OPP	W/L
12/13/55	SOUTHERN ILLINOIS	99-71	W
12/17/55	Pittsburgh	82-81	W
12/21/55	NOTRE DAME	84-78	W
12/23/55	WYOMING	72-62	W
12/29/55	*Maryland (16/-)	95-75	W
12/30/55	*George Wash. (16/12)	62-65	L
1/2/56	Illinois (16/9)	65-73	L
1/7/56	Iowa (20/-)	65-64	W
1/14/56	PURDUE	62-66	L
1/16/56	Indiana (-1/2)	70-79	L
1/21/56	MINNESOTA	80-69	W
1/28/56	OHIO STATE	94-91	W
2/1/56	Detroit	85-78	W
2/6/56	MICHIGAN	86-76	W
2/8/56	Marquette	81-90	L
2/13/56	Minnesota	73-77	L
2/18/56	Illinois (-3)	76-96	L
2/20/56	NORTHWESTERN	96-93	W
2/25/56	Purdue	56-63	L
2/27/56	WISCONSIN	89-82	W
3/3/56	Ohio State	84-96	L
3/5/56	Michigan	76-75	W

\* Maryland Tournament (College Park, Md., -2nd Place)

1955-56 Roster

#	Name (Ht., Year., Pos.)	PPG
10	Jim Raymond (5-11, Sr., G)	---
11	Harry Lux (5-10, Jr., G)	2.8
12	Duane Frankskovich (5-11, Sr., G)	0.8
13	Rolph Anderson (6-2, So., F)	---
14	Duane Olson (6-5, Sr., F)	---
15	Julius McCoy (6-2, Sr., F)	27.2
20	Al Rosenberg (6-3, So., G)	6.2
21	Jack Quiggle (6-3, So., F/G)	7.3
22	Leon Fox (6-0, So., F/G)	---
23	Walt Godfrey (6-1, Sr., G)	9.2
24	William Hillemeier (6-5, Sr., F)	---
25	Dave Raspler (6-0, Sr., G)	---
30	George Ferguson (6-3, Jr., F)	7.5
31	Charles Bencie (6-6, So., F/C)	1.0
32	Max Gonzenbach (6-8, So., C)	2.5
33	Larry Hedden (6-5, So., F)	7.8
34	Duane Peterson (6-6, Sr., C)	9.8
35	Pat Wilson (6-0, Jr., G)	6.1
--	Joe Reading (6-5, So., F/C)	---

## 1956-57

## NCAA FINAL FOUR BIG TEN CHAMPIONS

#11 AP/#7 UPI

(16-10 Overall: 10-4 - T-1st Big Ten)

DATE	OPPONENT	MSU-OPP	W/L
12/1/56	IOWA STATE	53-60	L
12/8/56	BRIGHTAM YOUNG	79-61	W
12/17/56	Butler	79-83	L
12/22/56	MARQUETTE	92-65	W
12/27/56	*Nebraska	79-65	W
12/28/56	*Colorado	87-90	L
12/29/56	*Oklahoma	76-74	W
1/5/57	PURDUE	71-72	L
1/7/57	MICHIGAN	69-70	L
1/15/57	Notre Dame	76-86	L
1/19/57	Ohio State (-1/7)	51-70	L
1/26/57	Minnesota	72-59	W

1/28/57	OHIO STATE (-12)	73-64	W
2/2/57	Northwestern	77-63	W
2/9/57	ILLINOIS (-15)	70-64	W
2/11/57	Purdue (-1/7)	68-66	W
2/16/57	IOWA	77-67	W
2/18/57	Illinois (-1/6)	89-83	W
2/23/57	MINNESOTA	70-65	W
2/25/57	Wisconsin	78-62	W
3/2/57	INDIANA (-10)	76-61	W
3/4/57	Michigan	72-81	L
3/15/57	**Notre Dame (11/17)	85-83	W
3/16/57	**Kentucky (11/3)	80-68	W
3/22/57	***UNC (11/1)	70-74	3ot L
3/3/57	***San Fran. (11/-)	60-67	L

\* Big Seven Classic (Kansas City, Mo., -3rd place)

\*\* NCAA Tournament (Lexington, Ky.)

\*\*\* NCAA Final Four (Kansas City, Mo.)

1956-57 Roster

#	Name (Ht., Year., Pos.)	PPG
11	Harry Lux (5-10, Sr., G)	0.9
12	David Scott (6-2, So., G)	3.5
14	Jim Stouffer (6-0, So., G)	0.6
20	Tom Rand (6-2, So., G)	0.5
21	Jack Quiggle (6-3, Jr., F/G)	15.3
22	Joe Reading (6-5, Jr., F/C)	---
23	Robert Andereg (6-3, So., F)	8.5
24	John Green (6-5, So., C)	13.2
25	Larry Jennings (6-3, So., C)	0.0
30	George Ferguson (6-3, Sr., F)	13.1
31	Charles Bencie (6-6, Jr., F)	5.5
32	Gary Siegmeyer (6-5, So., C)	0.5
33	Larry Hedden (6-5, Jr., F)	14.3
34	Tom Markovich (6-3, So., F)	1.1
35	Pat Wilson (6-0, Sr., G)	4.2

## 1957-58

(16-6 Overall: 9-5 - 3rd Big Ten)

DATE	OPPONENT	MSU-OPP	W/L
12/2/57	BUTLER (7/-)	74-55	W
12/6/57	Detroit (7/-)	71-59	W
12/14/57	COLORADO (9/-)	84-44	W
12/21/57	NOTRE DAME (8/-)	79-72	W
12/23/57	Iowa State (8/-)	57-51	W
12/27/57	*UCLA (8/-)	63-61	W
12/28/57	*USC (8/-)	77-67	W
12/30/57	Washington (8/-)	69-71	L
1/4/58	Ohio State (8/-)	56-70	L
1/11/58	PURDUE (14/-)	84-75	W
1/18/58	Northwestern (18/-)	83-78	W
1/20/58	Wisconsin (18/-)	52-66	L
1/25/58	NORTHWESTERN (15/-)	74-60	W
2/1/58	MINNESOTA (15/-)	88-64	W
2/8/58	Indiana (15/-)	79-82	L
2/10/58	IOWA (15/-)	90-84	W
2/15/58	ILLINOIS (19/-)	69-56	W
2/17/58	Michigan (19/-)	79-69	W
2/22/58	WISCONSIN (12/-)	93-59	W
2/24/58	Purdue (12/-)	70-72	L
3/1/58	Iowa (15/-)	83-65	W
3/8/58	INDIANA (12/-)	72-75	L

\* Holiday Tournament (Los Angeles, Calif.)

1957-58 Roster

#	Name (Ht., Year., Pos.)	PPG
10	Larry Fanning (6-0, So., G)	1.0
11	Ken Garrity (6-2, So., G)	---
12	David Scott (6-2, Jr., G)	5.8
13	Harry Turak (6-1, So., G)	0.0
14	Jim Stouffer (6-0, Jr., G)	1.7
15	Horace Walker (6-3, So., F)	3.8
20	Tom Rand (6-2, Jr., G)	3.4
21	Jack Quiggle (6-3, Jr., F)	11.5
22	Joe Reading (6-5, Sr., F)	1.2
23	Robert Andereg (6-3, Jr., F)	14.5
24	John Green (6-5, Jr., C)	18.0
25	Larry Jennings (6-5, Jr., F)	0.0



## YEAR-BY-YEAR RESULTS

30 Lance Olson (6-4, So., F)	4.8
31 Charles Bencie (6-6, Sr., C)	1.6
32 John Young (6-1, So., G)	2.0
33 Larry Hedden (6-5, Sr., F)	16.1
34 Tom Markovich (6-3, Jr., F)	---
35 Max Gonzenbach (6-7, Jr., C)	1.1

## 1958-59

NCAA TOURNAMENT  
BIG TEN CHAMPIONS

#7 AP/#3 UPI

(19-4 Overall; 12-2 - 1st Big Ten)

DATE	OPPONENT	MSU-OPP	W/L
12/6/58	DETROIT (15/-)	88-51	W
12/8/58	BUTLER (15/-)	72-46	W
12/17/58	Notre Dame (11/-)	74-56	W
12/20/58	NEBRASKA (11/-)	80-55	W
12/29/58	* Duke (9/-)	82-57	W
12/30/58	* North Carolina (7/4)	75-58	W
12/31/58	* N. Carolina St. (7/5)	61-70	L
1/3/59	INDIANA (7/-)	79-77	W
1/5/59	Iowa (7/-)	68-80	L
1/10/59	Illinois (5/20)	97-96	W
1/17/59	MSU Alumni	63-56	W
1/19/59	OHIO STATE (8/-)	92-77	W
1/24/59	Minnesota (8/-)	82-76	W
1/31/59	NORTHWESTERN (8/-)	81-72	W
2/2/59	Wisconsin (8/-)	88-57	W
2/7/59	Purdue (7/-)	81-85	L
2/14/59	MICHIGAN (12/-)	103-91	W
2/16/59	Northwestern (12/-)	71-68	W
2/21/59	PURDUE (9/20)	94-87	W
2/28/59	Indiana (8/-)	86-82	W
3/2/59	WISCONSIN (6/-)	93-73	W
3/7/59	IOWA (6/-)	84-74	W
3/13/59	** Marquette (7/20)	74-69	W
3/14/59	** Louisville (7/-)	81-88	L

\* Dixie Classic (Raleigh, N.C. - 2nd place)

\*\* NCAA Tournament (Raleigh, N.C.)

## 1958-59 Roster

#	Name (Ht., Year., Pos.)	PPG
12	Dave Fahs (5-9, So., G)	7.0
13	Harry Turak (6-1, Jr., G)	0.3
14	Jim Stouffer (6-0, Sr., G)	3.3
15	Horace Walker (6-3, Jr., F/C)	13.3
20	Tom Rand (6-2, Sr., G)	5.8
21	Dave Richey (5-9, So., G)	0.0
22	James Bechinski (6-2, So., F)	1.5
23	Robert Anderegg (6-3, Sr., F)	19.5
24	John Green (6-5, Sr., C)	18.5
30	Lance Olson (6-4, Jr., F/G)	10.7
32	John Young (6-1, Jr., F)	0.0
33	Ted Wasson (6-3, So., F)	0.0
35	Art Gowens (6-2, So., F)	5.5

## 1959-60

(10-11 Overall; 5-9 - 8th Big Ten)

DATE	OPPONENT	MSU-OPP	W/L
12/3/59	BOWLING GREEN (11/-)	96-67	W
12/5/59	NOTRE DAME (11/-)	61-56	W
12/17/59	NEBRASKA (11/-)	82-80	W
12/19/59	Wyoming (11/-)	82-72	W
12/21/59	Brigham Young (11/-)	75-79	L
12/23/59	California (11/4)	60-71	L
12/28/59	Butler (11/-)	85-80	W
1/2/60	Wisconsin	91-79	W
1/9/60	MICHIGAN	89-58	W
1/11/60	Iowa	79-92	L
1/16/60	Illinois (-/14)	88-96	L
1/23/60	IOWA (-/15)	90-80	W
1/30/60	Ohio State (-/5)	79-111	L

2/1/60	MINNESOTA	84-63	W
2/6/60	PURDUE	65-68	L
2/8/60	ILLINOIS (-/19)	78-77	W
2/13/60	Minnesota	73-82	L
2/20/60	OHIO STATE (-/4)	83-84	L
2/22/60	Northwestern	69-71	L
2/27/60	Michigan	65-72	L
3/5/60	INDIANA (-/12)	80-86	L

## 1959-60 Roster

#	Name (Ht., Year., Pos.)	PPG
10	Larry Fanning (6-0, Sr., G)	0.0
12	Dave Fahs (5-9, Jr., G)	12.0
13	Dave Scott (6-2, Sr., G)	6.7
14	Dave Richey (5-9, Jr., G)	1.5
15	Horace Walker (6-3, Sr., F/C)	22.6
20	Bob Sparvero (6-3, So., F/C)	0.5
21	William Pauline (6-5, So., F)	---
22	James Bechinski (6-2, Jr., F/G)	2.9
24	Art Schwarm (6-1, So., G)	6.9
30	Lance Olson (6-4, Sr., F)	18.5
31	Tom Wilson (6-0, Jr., G)	1.8
32	John Young (6-1, Sr., F)	6.3
34	Art Brandstatter (6-1, So., G)	0.7
35	Art Gowens (6-2, Jr., F/C)	18.6
---	Roy Ferguson	2.0
---	Bill Golis	0.0

## 1960-61

(7-17 Overall; 3-11 - 9th Big Ten)

DATE	OPPONENT	MSU-OPP	W/L
12/3/60	BUTLER	77-71	W
12/5/60	Bowling Green	70-67	W
12/16/60	Kansas (-/16)	69-93	L
12/17/60	Kansas State (-/20)	82-104	L
12/22/60	IOWA STATE	92-81	W
12/28/60	* UCLA (-/16)	61-98	L
12/29/60	* Stanford	80-81	2ot
12/30/60	* Minnesota	77-83	L
1/7/61	WISCONSIN	71-74	L
1/9/61	Indiana	55-79	L
1/14/61	Iowa (-/6)	72-86	L
1/16/61	MICHIGAN	81-69	W
1/21/61	NORTHWESTERN	62-77	L
1/23/61	Minnesota	70-89	L
1/30/61	Illinois	92-93	L
2/4/61	Northern Michigan	71-79	L
2/5/61	NOTRE DAME	89-74	W
2/11/61	OHIO STATE (-/1)	62-83	L
2/13/61	Michigan	67-78	L
2/18/61	MINNESOTA	72-75	L
2/20/61	ILLINOIS	90-80	W
2/25/61	Purdue	74-85	L
3/4/61	Ohio State (-/1)	83-91	L
3/6/61	IOWA (-/6)	74-64	W

\* Los Angeles Classic (Los Angeles, Calif. - 8th place)

## 1960-61 Roster

#	Name (Ht., Year., Pos.)	PPG
10	Chris Ferguson (5-10, So., G)	2.7
11	David Cox (6-3, So., F)	0.4
12	Dave Fahs (5-9, Sr., G)	13.8
14	Harold Brookens (6-0, So., G)	4.7
15	Jack Lamers (6-2, So., G)	10.6
20	Robert Sparvero (6-2, Jr., F)	0.3
21	Duane Kilbride (6-2, So., G)	2.7
23	Ron Sabo (6-6, So., C)	3.0
24	Art Schwarm (6-1, Jr., G)	15.1
30	Macgregor Hay (6-6, So., F/C)	0.5
32	Dick Hall (6-4, So., F)	16.2
33	Edward Williams (6-7, So., C)	10.0
35	Lonnie Sanders (6-2, So., F)	4.7

## 1961-62

(8-14 Overall; 3-11 - T-9th Big Ten)

DATE	OPPONENT	MSU-OPP	W/L
12/2/61	NORTHERN MICHIGAN	75-59	W
12/9/61	TULSA	90-70	W
12/16/61	NOTRE DAME	72-73	L
12/18/61	SOUTH CAROLINA	99-91	W
12/23/61	Butler	77-72	W
12/28/61	* Oregon	59-71	L
12/29/61	* Portland	74-60	W
12/30/61	* California	72-85	L
1/6/62	Indiana	71-76	L
1/8/62	WISCONSIN	78-83	L
1/13/62	ILLINOIS	65-66	L
1/15/62	PURDUE	74-89	L
1/20/62	Michigan	80-74	W
1/22/62	MINNESOTA	84-79	W
1/27/62	NORTHWESTERN	70-71	L
2/2/62	Purdue	64-86	L
2/10/62	Wisconsin	72-77	L
2/17/62	OHIO STATE (-/1)	72-80	L
2/24/62	Iowa	51-59	L
2/29/62	INDIANA	97-85	W
2/26/62	Northwestern	64-71	L
3/3/62	Minnesota	91-98	L

\* Far West Classic (Portland, Ore. - 6th place)

## 1961-62 Roster

#	Name (Ht., Year., Pos.)	PPG
11	Dave Cox (6-3, Jr., F)	0.0
12	William Berry (6-2, So., F)	4.9
13	John Krusoe (6-4, So., F)	---
14	Bill Schwarz (6-3, So., G)	8.0
15	Jack Lamers (6-2, Jr., G)	7.0
20	Bob Sparvero (6-2, Sr., F)	0.6
21	Duane Kilbride (6-2, Jr., G)	---
22	Ron Divjak (6-5, So., F)	2.5
23	Dave Willauer (6-2, So., G)	0.0
24	Art Schwarm (6-1, Sr., G)	12.4
25	Gene Jewett (6-7, Jr., C)	---
30	Pete Gent (6-3, So., F)	14.1
31	Stan Chandler (6-5, So., C)	4.5
32	Dick Hall (6-4, Jr., F)	10.0
33	Edwards Williams (6-7, Jr., C)	6.2
34	Fred Thomann (6-9, So., C)	5.5
35	Lonnie Sanders (6-2, Jr., F)	10.9

## 1962-63

(4-16 Overall; 3-11 - 9th Big Ten)

DATE	OPPONENT	MSU-OPP	W/L
12/1/62	KANSAS STATE	56-66	L
12/4/62	Notre Dame	85-92	L
12/8/62	KANSAS	81-62	W
12/19/62	Wichita	69-80	L
12/21/62	Utah	79-88	L
12/22/62	Utah State	87-102	L
1/5/63	INDIANA	84-96	L
1/12/63	Wisconsin	75-68	W
1/19/63	NORTHWESTERN	80-68	W
1/21/63	IOWA	59-60	L
1/26/63	Minnesota	61-59	W
2/2/63	MICHIGAN	71-72	L
2/7/63	Purdue	81-103	L
2/9/63	Illinois (-/4)	86-91	L
2/16/63	MINNESOTA	70-75	L
2/18/63	Ohio State (-/8)	77-87	L
2/23/63	Indiana	94-113	L
3/2/63	WISCONSIN	89-92	ot
3/4/63	PURDUE	93-94	L
3/9/63	Northwestern	83-100	L



# YEAR-BY-YEAR RESULTS

## 1962-63 Roster

#	Name (Ht., Year., Pos.)	PPG
10	Jim Goulding (6-0, So., G)	0.4
11	John Shick (6-0, So., G)	---
12	William Berry (6-2, Jr., F)	9.6
14	Bill Schwarz (6-3, Jr., G)	7.8
15	Jack Lamers (6-2, Sr., G)	9.1
20	Tom Douglas (5-11, So., G)	1.6
21	Dan Floberg (6-4, So., F)	0.5
22	Ron Divjak (6-5, Jr., F/C)	3.6
23	Gary Lytle (6-4, So., F)	---
24	Mark Vander Jagt (6-6, So., F)	0.8
30	Pete Gent (6-3, Jr., F)	16.4
31	Marcus Sanders (6-2, So., F/G)	14.7
33	Edward Williams (6-7, Sr., C)	18.0
34	Fred Thomann (6-9, Jr., C)	5.8
35	Lonnie Sanders (6-2, Sr., F)	---

## 1963-64

(14-10 Overall; 8-6 - T-4th Big Ten)

DATE	OPPONENT	MSU-OPP	W/L
11/30/63	NORTHERN MICHIGAN	109-86	W
12/4/63	WESTERN MICHIGAN	101-100	W
12/7/63	BOWLING GREEN	104-81	W
12/14/63	Pennsylvania	87-75	W
12/18/63	Tulsa	88-89	L
12/20/63	*California	68-78	L
12/21/63	*Oklahoma	118-100	W
12/23/63	Brigham Young	90-95	L
12/28/63	Butler	76-65	W
1/4/64	Illinois	66-87	L
1/6/64	WISCONSIN	106-90	W
1/11/64	INDIANA	107-103	W
1/14/64	Minnesota	82-103	L
1/18/64	NOTRE DAME	80-95	L
1/25/64	MICHIGAN (-/2)	77-91	L
1/27/64	OHIO STATE	102-99	W
2/1/64	Michigan (-/2)	79-95	L
2/3/64	Purdue	98-101	L
2/8/64	Northwestern	86-93	L
2/15/64	IOWA	107-82	W
2/17/64	ILLINOIS	85-82	W
2/22/64	Iowa	107-89	W
2/29/64	NORTHWESTERN	107-97	W
3/7/64	Ohio State	81-80	W

\* Sun Devil Classic (Tempe, Ariz. - 3rd place)

## 1963-64 Roster

#	Name (Ht., Year., Pos.)	PPG
10	John Shick (6-0, Jr., G)	0.3
11	James Kupper (6-0, So., G)	1.3
12	William Berry (6-3, Sr., F)	8.7
13	Wayne Brown (6-1, So., G)	0.0
14	William Schwarz (6-3, Sr., G)	9.9
15	Kenneth Curtis (6-2, So., G)	---
20	Tom Douglas (5-11, Jr., G)	1.3
21	Dan Floberg (6-4, Jr., G)	1.7
22	Robert Miller (6-5, So., F)	---
23	Mark Vander Jagt (6-6, Jr., F/C)	---
24	Stan Washington (6-3, So., G)	14.8
25	William Curtis (6-4, So., F)	4.3
30	Pete Gent (6-4, Sr., F)	21.0
31	Marcus Sanders (6-3, Jr., F)	14.4
32	Ron Welch (6-4, Jr., F)	---
33	Richard Holmes (6-4, So., F)	0.4
34	Fred Thomann (6-9, Sr., C)	15.5
35	William Noack (6-8, Jr., C)	3.8

## 1964-65

(5-18 Overall; 1-13 - 10th Big Ten)

DATE	OPPONENT	MSU-OPP	W/L
12/3/64	NORTHERN MICHIGAN	82-76	W
12/5/64	WESTERN MICHIGAN	89-80	W
12/8/64	Notre Dame	93-100	L
12/12/64	DRAKE	75-91	L
12/19/64	Butler	89-90	L
12/22/64	LOYOLA (LA.)	94-70	W
12/28/64	*Utah	96-98	L
12/29/64	*USC	69-100	L
12/30/64	*Washington	93-92	W
1/9/65	IOWA	78-85	L
1/16/65	Iowa	68-111	L
1/23/65	NORTHWESTERN	75-76	L
1/26/65	MICHIGAN (-/2)	98-103	ot
1/30/65	Northwestern	75-77	L
2/6/65	MINNESOTA	79-88	L
2/8/65	Indiana (-/7)	94-112	L
2/13/65	Michigan (-/1)	83-98	L
2/20/65	ILLINOIS	94-113	L
2/22/65	Ohio State	90-101	L
2/27/65	Wisconsin	89-99	L
3/1/65	PURDUE	110-92	W
3/6/65	OHIO STATE	75-97	L
3/9/65	Illinois	89-121	L

\* Los Angeles Classic (Los Angeles, Calif. - 7th place)

## 1964-65 Roster

#	Name (Ht., Year., Pos.)	PPG
10	John Shick (6-1, Sr., G)	3.8
11	James Kupper (6-0, Jr., G)	2.2
12	Joseph Johnson (6-4, So., F)	12.8
13	Edward (Ted) Crary (6-5, So., F)	8.7
15	Gary Spade (5-11, So., G)	---
20	Jerry McDewitt (6-2, So., G)	---
21	Robert Miller (6-5, Jr., G)	3.7
22	Ron Divjak (6-5, Sr., F/C)	0.2
23	Mark Vander Jagt (6-6, Sr., F/C)	3.2
24	Stan Washington (6-3, Jr., G/F)	21.3
25	William Curtis (6-4, Jr., F)	19.4
30	Robert Peterson (6-5, So., G)	1.2
31	Marcus Sanders (6-3, Sr., F/G)	18.5
32	Ron Welch (6-4, Sr., F/C)	0.0
33	Richard Holmes (6-4, Jr., F/C)	3.6
34	David Keeler (6-6, So., C)	3.0

## JOHN BENINGTON

1965-69 \* 54-38 (.587)

John Benington was known as much for his kindness as for helping return the Spartans to prominence. He starred at San Francisco under coach Pete Newell before following Newell to MSC to become one of his assistant coaches. He stayed in that position for seven years, then went to Drake for two seasons and St. Louis for seven before returning to East Lansing to become the Spartan head coach in 1965. In his first season, he led MSU to a second-place Big Ten finish. The next season, he led the Spartans to a shared Big Ten title. Benington's career was cut short when he died of a heart attack after jogging at Jenison Field House in the summer of 1969. He was just 47.



## 1965-66

(15-7 Overall; 10-4 - 2nd Big Ten)

DATE	OPPONENT	MSU-OPP	W/L
12/4/65	WESTERN MICHIGAN	82-85	L
12/7/65	Bowling Green	84-59	W
12/9/65	BUTLER	75-56	W
12/11/65	Notre Dame	93-69	W
12/18/65	ST. JOSEPH (PA.) (-/2)	65-82	L
12/20/65	TULANE	80-61	W
12/22/65	Drake	61-50	W
12/27/65	*Hawaiian Marines	84-53	W
12/28/65	*Tulsa	67-78	L
12/30/65	*Hawaiian Army	97-69	W
1/8/66	MINNESOTA	85-65	W
1/10/66	Purdue	89-78	W
1/15/66	OHIO STATE	80-64	W
1/22/66	Iowa	76-90	L
1/24/66	PURDUE	92-74	W
1/29/66	Northwestern	77-68	W
2/5/66	WISCONSIN	79-65	W
2/12/66	Minnesota	71-81	L
2/19/66	Wisconsin	77-78	L
2/22/66	ILLINOIS	68-66	W
2/26/66	INDIANA	69-63	W
2/28/66	Ohio State	98-79	W
3/5/66	Indiana	76-86	L
3/7/66	MICHIGAN	86-77	W

\* Rainbow Classic (Honolulu, Hawaii - 3rd place)

## 1965-66 Roster

#	Name (Ht., Year., Pos.)	PPG
11	John Gorman (5-11, Sr., G)	2.2
12	John Bailey (6-0, So., G)	8.1
13	Edward (Ted) Crary (6-5, Jr., F)	0.8
14	Gary Spade (5-11, So., G)	---
15	Steven Rymal (6-1, So., G)	8.3
21	James O'Brien (6-3, So., G)	0.7
22	Shannon Reading (6-1, Jr., G)	6.0
23	James Kupper (6-0, Sr., G)	1.3
24	Stan Washington (6-3, Sr., F)	18.0
25	William Curtis (6-4, Sr., F)	16.4
32	Jack Wynn (6-8, So., C)	1.0
33	Heywood Edwards (6-5, So., F)	1.3
35	Robert Miller (6-5, Sr., F)	1.7
41	Arthur Baylor (6-6, So., F/C)	4.5
42	Gerald Geistler (6-8, So., C)	0.8
43	Richard Holmes (6-4, Sr., F)	1.4
44	David Keeler (6-8, Jr., F)	1.0
45	Matthew Aitch (6-7, Jr., C)	13.8

## 1966-67

BIG TEN CHAMPIONS

(16-7 Overall; 10-4 - T-1st Big Ten)

DATE	OPPONENT	MSU-OPP	W/L
12/1/66	WESTERN MICHIGAN	77-55	W
12/3/66	MIAMI (OHIO)	63-51	W
12/5/66	SOUTH DAKOTA	81-54	W
12/10/66	WICHITA STATE	103-68	W
12/20/66	*Loyola (La.) (5/-)	70-74	L
12/21/66	*Tulane (5/-)	76-66	W
12/27/66	*Villanova (10/-)	63-66	L
12/28/66	*Bowling Green (10/-)	67-75	L
1/7/67	Illinois	76-74	W
1/14/67	IOWA	79-70	W
1/21/67	Michigan	59-81	L
1/28/67	WISCONSIN	68-61	W
2/1/67	Notre Dame	85-80	ot
2/6/67	Indiana	77-82	L
2/11/67	Purdue	79-77	W
2/13/67	INDIANA	86-77	W
2/18/67	MINNESOTA	67-66	W





## YEAR-BY-YEAR RESULTS

2/20/67	Ohio State	64-80	L
2/25/67	Wisconsin	64-68	L
2/27/67	<b>OHIO STATE</b>	<b>74-63</b>	<b>W</b>
3/4/67	<b>PURDUE</b>	<b>75-71</b>	<b>W</b>
3/6/67	Minnesota	67-59	W
3/11/67	<b>NORTHWESTERN</b>	<b>79-66</b>	<b>W</b>

\* Sugar Bowl Tournament (New Orleans, La. - 3rd place)  
+ Quaker City Tournament (Philadelphia, Pa. - 7th place)

### 1966-67 Roster

#	Name (Ht., Year., Pos.)	PPG
11	John Gorman (5-11, Sr., G)	1.0
12	John Bailey (6-0, Jr., G)	8.0
13	Edward (Ted) Cray (6-5, Sr., F)	2.1
14	Richie Jordan (5-7, So., G)	2.2
15	Steven Rymal (6-1, Jr., G)	11.4
21	James O'Brien (6-3, Jr., G)	0.0
22	Richard Chapel (5-10, So., G)	0.6
23	Vernon Johnson (5-11, So., G)	1.5
24	John Holms (6-4, So., F)	4.2
31	Shannon Reading (6-0, Sr., G)	5.4
32	Jack Wynn (6-7, Jr., C)	---
33	Heywood Edwards (6-5, Jr., F)	7.4
34	Tom Lick (6-10, So., C)	0.7
35	Lee Lafayette (6-6, So., F)	14.8
41	Arthur Baylor (6-6, Jr., F)	5.1
42	Gerald Geistler (6-8, Jr., C)	1.0
44	David Keeler (6-6, Sr., F)	1.3
45	Matthew Aitch (6-7, Sr., C)	16.3

## 1967-68

(12-12 Overall; 6-8 - T-6th Big Ten)

DATE	OPPONENT	MSU-OPP	W/L
12/1/67	CAL ST. FULLERTON	80-49	W
12/12/67	Western Michigan	78-67	W
12/14/67	Butler	55-65	L
12/16/67	<b>HARDIN-SIMMONS</b>	<b>95-76</b>	<b>W</b>
12/20/67	<b>NEBRASKA</b>	<b>74-70</b>	<b>W</b>
12/23/67	Wichita	80-90	L
12/29/67	*Vanderbilt (-/9)	63-73	L
12/30/67	*Memphis State	57-73	L
1/6/68	Illinois	56-66	L
1/13/68	Michigan	86-81	W
1/16/68	Wisconsin	68-70	L
1/20/68	<b>NORTHWESTERN</b>	<b>75-62</b>	<b>W</b>
1/23/68	<b>IOWA</b>	<b>71-76</b>	<b>L</b>
1/27/68	Southern Illinois	68-56	W
1/30/68	<b>NOTRE DAME</b>	<b>89-68</b>	<b>W</b>
2/3/68	<b>MICHIGAN</b>	<b>82-77</b>	<b>W</b>
2/10/68	Ohio State	62-90	L
2/17/68	Northwestern	61-69	L
2/20/68	<b>INDIANA</b>	<b>75-70</b>	<b>W</b>
2/24/68	<b>WISCONSIN</b>	<b>87-77</b>	<b>W</b>
2/27/68	Iowa	58-76	L
3/2/68	<b>MINNESOTA</b>	<b>68-75</b>	<b>L</b>
3/5/68	Purdue	75-93	L
3/9/68	<b>ILLINOIS</b>	<b>62-59</b>	<b>W</b>

\* Sugar Bowl Tournament (New Orleans, La. - 4th place)

### 1967-68 Roster

#	Name (Ht., Year., Pos.)	PPG
11	Lloyd Ward (5-9, So., G)	2.3
12	John Bailey (6-0, Sr., G)	10.1
13	Thomas Steenken (6-1, So., G)	0.0
14	Richie Jordan (5-7, Jr., G)	3.0
15	Steven Rymal (6-1, Sr., G)	7.0
21	James O'Brien (6-3, Sr., G)	---
23	Vernon Johnson (5-11, Jr., G)	1.3
24	John Holms (6-4, Jr., F)	1.5
25	Robert Gale (6-5, So., F)	1.6
31	Harrison Stepter (6-2, Jr., G)	9.6
32	Steven Kirkpatrick (6-2, So., G)	1.2
33	Heywood Edwards (6-6, Sr., F/C)	9.7
34	Tom Lick (6-10, Jr., C)	3.8
35	Lee Lafayette (6-6, Jr., F)	16.8

41	James Gibbons (6-6, So., C)	6.3
42	Gerald Geistler (6-8, Sr., C)	0.5
44	Ron Binge (6-5, So., F)	2.0
45	Bernie Copeland (6-6, Jr., F/C)	7.7

## 1968-69

(11-12 Overall; 6-8 - T-5th Big Ten)

DATE	OPPONENT	MSU-OPP	W/L
12/3/68	<b>S.W. LOUISIANA</b>	<b>90-84</b>	<b>W</b>
12/6/68	<b>WESTERN MICHIGAN</b>	<b>86-71</b>	<b>W</b>
12/7/68	Toledo	81-80	W
12/13/68	<b>BUTLER</b>	<b>70-60</b>	<b>W</b>
12/14/68	*Western Kentucky	63-67	L
12/16/68	Nebraska	59-73	L
12/27/68	**St. John's	51-61	L
12/28/68	**Villanova (-/5)	66-75	L
1/4/69	<b>NORTHWESTERN (-/19)</b>	<b>71-85</b>	<b>L</b>
1/7/69	<b>WISCONSIN</b>	<b>77-67</b>	<b>W</b>
1/14/69	Iowa	76-77	L
1/18/69	Northwestern (-/17)	89-75	W
1/25/69	<b>MICHIGAN</b>	<b>70-75</b>	<b>L</b>
2/1/69	Indiana	76-79	L
2/8/69	Michigan	86-82	W
2/11/69	Notre Dame	71-59	W
2/15/69	<b>ILLINOIS (-/8)</b>	<b>75-70</b>	<b>W</b>
2/18/69	<b>IOWA</b>	<b>78-60</b>	<b>W</b>
2/22/69	Wisconsin	64-76	L
2/25/69	<b>PURDUE (-/9)</b>	<b>72-74</b>	<b>L</b>
3/1/69	<b>OHIO STATE (-/14)</b>	<b>85-72</b>	<b>W</b>
3/4/69	Illinois (-/20)	57-71	L
3/8/69	Minnesota	65-78	L

# played in Chicago

\*\* ECAC Holiday Festival (New York, N.Y. - 7th place)

### 1968-69 Roster

#	Name (Ht., Year., Pos.)	PPG
11	Lloyd Ward (5-10, Jr., G)	4.3
12	Tim Bograks (6-1, So., G)	5.7
14	Eddie Humphrey (6-2, So., G)	0.0
15	Steve Sizemore (6-2, So., F)	0.0
21	Rudy Benjamin (6-3, So., G)	7.7
24	John Holms (6-4, Sr., F)	3.1
25	Robert Gale (6-5, Jr., F)	3.1
31	Harrison Stepter (6-3, Sr., G)	9.1
32	Steve Kirkpatrick (6-2, Jr., G)	1.2
33	Paul Dean (6-1, So., G)	1.6
34	Tom Lick (6-10, Sr., C)	3.7
35	Lee Lafayette (6-6, Sr., C)	18.7
41	James Gibbons (6-6, Jr., F)	10.7
44	Ron Binge (6-5, Jr., F)	1.3
45	Bernie Copeland (6-6, Sr., F)	10.2

## GUS GANAKAS

1969-76 \* 89-84 (.514)



A Mount Morris, New York, native, Gus Ganakas became a Spartan since 1946 when he came to MSC as a student. After earning two degrees from MSC, he went on to coach at East Lansing H.S. before returning to Michigan State as an assistant coach in 1966 under coach John Benington. After Benington passed away in 1969, Ganakas was appointed head coach. His most successful seasons were in 1973-74 with a fourth-place Big Ten finish and 1974-75 with a 17-9 overall record, the second-highest victory total at the time. His coaching career came to an end in 1976, but he continued to be a part of the Michigan State Athletics Department, serving as an assistant A.D. and then as an aide to coach Tom Izzo. This season, Ganakas is in his 32nd-straight season as a color commentator on MSU basketball radio broadcasts. Ganakas was also responsible for organizing the 1999 MSU Basketball Centennial Celebration.

## 1969-70

(9-15 Overall; 5-9 - T-6th Big Ten)

DATE	OPPONENT	MSU-OPP	W/L
12/1/69	<b>EASTERN KENTUCKY</b>	<b>89-85</b>	<b>W</b>
12/6/69	<b>TOLEDO</b>	<b>80-82</b>	<b>L</b>
12/13/69	Western Michigan	86-71	W
12/17/69	Butler	60-81	L
12/19/69	*Bradley	89-87	W
12/20/69	*Utah	85-105	L
12/27/69	**Oregon	82-87	L
12/29/69	**Illinois (-/15)	77-86	L
1/30/69	**Temple	51-90	L
1/3/70	Indiana	85-84	W
1/10/70	<b>NORTHWESTERN</b>	<b>98-93</b>	<b>W</b>
1/17/70	Minnesota	78-85	L
1/20/70	<b>NOTRE DAME (-/20)</b>	<b>85-82</b>	<b>W</b>
1/24/70	<b>MICHIGAN</b>	<b>88-91</b>	<b>L</b>
1/31/70	<b>MINNESOTA</b>	<b>87-92</b>	<b>L</b>
2/3/70	Purdue	86-105	L
2/7/70	Wisconsin	79-89	L
2/10/70	<b>OHIO STATE</b>	<b>66-89</b>	<b>L</b>
2/14/70	Iowa (-/14)	77-103	L
2/21/70	<b>INDIANA</b>	<b>78-66</b>	<b>W</b>
2/24/70	<b>ILLINOIS</b>	<b>67-74</b>	<b>L</b>
2/28/70	Ohio State	82-80	W
3/3/70	<b>PURDUE</b>	<b>98-101</b>	<b>L</b>
3/7/70	Illinois	81-76	W

\* Utah Classic (Salt Lake City, Utah - 2nd place)

\*\* Far West Classic (Portland, Ore. - 8th place)

### 1969-70 Roster

#	Name (Ht., Year., Pos.)	PPG
11	Lloyd Ward (5-11, Sr., G)	7.3
12	Tim Bograks (6-1, Jr., G)	3.1
13	Gary Przybylo (6-1, So., G)	---
15	Ralph Simpson (6-4, So., F)	29.0
21	Rudy Benjamin (6-3, Jr., G)	12.5
24	Ronald Gutkowski (6-5, So., F)	8.8
25	Robert Gale (6-5, Sr., F)	2.2
31	Eddie Humphrey (6-2, Jr., G)	1.2
32	Steve Kirkpatrick (6-2, Sr., G)	0.6
33	Paul Dean (6-1, Jr., G)	1.3
35	Pat Miller (6-2, So., F)	7.8
41	James Gibbons (6-6, Sr., C)	10.2
42	Craig Larsen (6-9, So., C)	0.1
44	Ron Binge (6-5, Sr., F)	0.0
45	William Cohrs (6-6, So., C)	0.7

## YEAR-BY-YEAR RESULTS

## 1970-71

(10-14 Overall; 4-10 - T-7th Big Ten)

DATE	OPPONENT	MSU-OPP	W/L
12/1/70	NORTHERN ILLINOIS	75-76	L
12/5/70	Toledo	72-62 ot	W
12/12/70	WESTERN MICHIGAN	97-85	W
12/14/70	BUTLER	99-75	W
12/18/70	*New Mexico	73-69	W
12/19/70	*Rutgers	81-71	W
12/22/70	CENTRAL MICHIGAN	85-74	W
12/29/70	**USC (-/4)	63-88	L
12/30/70	**Tennessee (-/10)	70-81	L
1/9/71	Illinois	61-89	L
1/12/71	IOWA	84-81	W
1/16/71	ILLINOIS	67-69	L
1/26/71	Notre Dame (-/7)	80-104	L
1/30/71	Ohio State	82-70	W
2/6/71	OHIO STATE	76-87	L
2/9/71	INDIANA	70-71	L
2/13/71	Minnesota	86-97	L
2/16/71	Indiana	76-90	L
2/20/71	WISCONSIN	97-78	W
2/27/71	Purdue	70-100	L
3/2/71	PURDUE	60-65	L
3/6/71	Michigan	63-88	L
3/8/71	MINNESOTA	73-71	W
3/13/71	Northwestern	67-85	L

\* Lobo Invitational (Albuquerque, N.M. - 1st place)

\*\* Trojan Invitational (Los Angeles, Calif. - 4th place)

## 1970-71 Roster

#	Name (Ht., Year., Pos.)	PPG
10	Brad VanPelt (6-5, So., F)	4.5
11	Gary Ganakas (5-5, So., G)	2.1
13	Gary Przybylo (6-0, Jr., G)	0.3
14	Johnnie Brown (6-1, Jr., G)	0.6
21	Rudy Benjamin (6-2, Sr., G)	21.2
22	Bill Kilgore (6-7, So., C)	14.2
24	Ron Gutkowski (6-6, Jr., F)	7.3
25	Larry Ike (6-3, So., F)	0.6
31	Eddie Humphrey (6-2, Sr., G)	2.0
32	Jeff VanderLende (6-7, So., F)	3.2
33	Paul Dean (6-1, Sr., G)	4.3
35	Pat Miller (6-2, Jr., G/F)	11.3
42	Brian Breslin (6-5, So., F)	7.7
43	Jim Shereda (6-7, So., C)	1.3
45	William Cohrs (6-6, Jr., C/F)	1.3

## 1971-72

(13-11 Overall; 6-8 - T-5th Big Ten)

DATE	OPPONENT	MSU-OPP	W/L
12/1/71	Missouri	67-77	L
12/4/71	SOUTH ALABAMA	87-72	W
12/11/71	WESTERN MICHIGAN	66-65	W
12/13/71	Kentucky (-/7)	91-85	W
12/17/71	*Colorado State	67-63	W
12/18/71	*Tennessee	61-85	L
12/20/71	Butler	77-71	W
12/27/71	**Texas A&M	67-65	W
12/28/71	**Houston	73-106	L
1/8/72	Michigan	75-83	L
1/11/72	WISCONSIN	83-76	W
1/18/72	Northwestern	69-76 ot	L
1/22/72	MINNESOTA (-/17)	57-67	L
1/29/72	INDIANA	88-73	W
2/1/72	NOTRE DAME	98-74	W
2/5/72	Indiana	69-83	L
2/8/72	ILLINOIS	89-79	W
2/12/72	Iowa	100-91	W
2/19/72	Purdue	68-92	L
2/26/72	IOWA	98-102	L
2/29/72	Wisconsin	74-101	L

3/4/72 MICHIGAN (-/16) 96-92 W

3/7/72 Ohio State 73-92 L

3/11/72 NORTHWESTERN 57-54 W

\* Volunteer Classic (Knoxville, Tenn. - 2nd place)

\*\* Bluebonnet Classic (Houston, Texas - 2nd place)

## 1971-72 Roster

#	Name (Ht., Year., Pos.)	PPG
10	Brad VanPelt (6-5, Jr., F)	1.2
11	Gary Ganakas (5-5, Jr., G)	4.8
15	John Benington (6-1, Jr., G)	0.4
21	Terry Fagan (5-11, So., G)	0.4
22	Bill Kilgore (6-7, Jr., C)	14.8
24	Ron Gutkowski (6-6, Sr., F)	3.3
25	Billy Joe DuPree (6-4, Sr., F)	1.0
31	Mike Robinson (5-11, So., G)	24.7
32	Jeff VanderLende (6-7, Jr., C)	---
34	Tyrone Lewis (6-1, So., F/G)	2.7
35	Pat Miller (6-2, Sr., F/G)	9.2
41	Allen Smith (6-7, Jr., F)	9.0
42	Brian Breslin (6-5, Jr., F)	7.9
44	Mike Ridley (6-4, So., F)	1.5
45	William Cohrs (6-6, Sr., C)	0.4

## 1972-73

(13-11 Overall; 6-8 - T-6th Big Ten)

DATE	OPPONENT	MSU-OPP	W/L
11/28/72	TOLEDO	98-96	W
12/2/72	KENTUCKY (-/8)	66-75	L
12/9/72	South Carolina	64-83	L
12/16/72	Western Michigan	76-73	W
12/19/72	CENTRAL MICHIGAN	96-74	W
12/29/72	*Rochester	103-61	W
12/30/72	*Arizona State	83-74	W
1/2/73	**Mississippi State	90-82	W
1/3/73	**South Alabama	86-78	W
1/6/73	NORTHWESTERN	90-77	W
1/13/73	MICHIGAN	71-78	L
1/15/73	Iowa	76-74	W
1/20/73	Wisconsin	80-93	L
1/22/73	INDIANA (-/16)	89-97	L
1/27/73	Minnesota (-/8)	77-93	L
2/3/73	IOWA	94-89	W
2/7/73	Notre Dame	72-85	L
2/10/73	Michigan	81-97	L
2/17/73	PURDUE	84-88	L
2/19/73	Indiana (-/11)	65-75	L
2/24/73	Illinois	71-81	L
2/26/73	OHIO STATE	87-83	W
3/3/73	Northwestern	86-72	W
3/10/73	WISCONSIN	79-78 ot	W

\* Kodak Classic (Rochester, N.Y. - 1st place)

\*\* Senior Bowl Classic (Mobile, Ala. - 1st place)

## 1972-73 Roster

#	Name (Ht., Year., Pos.)	PPG
10	Brad VanPelt (6-5, Sr., F/C)	1.0
11	Gary Ganakas (5-5, Sr., G)	4.6
12	William Glover (6-2, So., G)	2.8
22	Bill Kilgore (6-7, Sr., C)	16.7
23	Benny White (6-8, Fr., G)	1.3
24	Cedric Milton (6-8, Fr., C)	1.8
25	Terry Furlow (6-3, Fr., F)	5.7
31	Mike Robinson (5-11, Jr., G)	25.3
32	Peter Davis (6-1, So., G)	3.3
34	Joe Shackleton (6-2, So., F)	1.1
41	Thomas McGill (6-4, So., F)	1.0
44	Allen Smith (6-5, So., F)	11.7
45	Lindsay Hairston (6-7, So., F/C)	11.5
---	Steve Borenstein (5-10, So., G)	2.0
---	Terry Fagan (5-9, Jr., G)	---
---	Dave Jackson (6-3, Fr., F)	---
---	Jim Shereda (6-8, Sr., C)	---

## 1973-74

(13-11 Overall; 8-6 - T-4th Big Ten)

DATE	OPPONENT	MSU-OPP	W/L
12/1/73	Central Michigan	78-70	W
12/8/73	SOUTH CAROLINA	63-74	L
12/10/73	EASTERN MICHIGAN	91-69	W
12/12/73	NORTHERN MICHIGAN	91-63	W
12/15/73	WESTERN MICHIGAN	85-76	W
12/18/73	Toledo	51-79	L
12/22/73	Detroit	71-73 ot	L
12/28/73	*Boston College	81-94	L
12/29/73	*Holy Cross	97-85	W
1/5/74	Purdue	75-77	L
1/12/74	OHIO STATE	83-75	W
1/14/74	Illinois	90-82	W
1/19/74	Michigan (-/14)	82-84	L
1/21/74	IOWA	95-86	W
1/26/74	Minnesota	67-66	W
1/28/74	ILLINOIS	93-82	W
2/2/74	PURDUE	76-74	W
2/4/74	NOTRE DAME (-/3)	89-91	L
2/11/74	Ohio State	75-67 ot	W
2/16/74	MINNESOTA	50-56	L
2/23/74	NORTHWESTERN	73-70	W
2/25/74	Indiana (-/10)	85-91	L
3/2/74	Wisconsin	80-87	L
3/9/74	MICHIGAN (-/16)	87-103	L

\* Maryland Tournament (College Park, Md. - 2nd place)

## 1973-74 Roster

#	Name (Ht., Year., Pos.)	PPG
12	William Glover (6-2, Jr., G)	7.0
15	Steve Borenstein (5-10, Jr., G)	---
21	David Cross (6-5, Jr., F)	---
22	Lovelle Rivers (6-5, Jr., F)	0.2
23	Benny White (5-8, So., G)	2.4
24	Cedric Milton (6-9, So., C)	4.7
25	Terry Furlow (6-4, So., F)	14.1
31	Mike Robinson (5-11, Sr., G)	22.4
32	Peter Davis (6-1, Jr., G)	5.4
33	Edgar Wilson (6-4, Fr., F)	2.7
34	Joe Shackleton (6-2, Jr., F)	0.3
41	Thomas McGill (6-4, Jr., F)	4.5
42	Brian Breslin (6-5, Sr., F)	4.4
44	Robert Chapman (6-2, Fr., F)	---
45	Lindsay Hairston (6-7, Jr., F/C)	16.5
---	Wayne Butler (6-5, Fr., F)	---
---	Dave Jackson (6-4, So., F)	---
---	Jim Shereda (6-8, Sr., C)	---
---	Kevin Vandenbussche (6-4, Fr., G/F)	---

## 1974-75

(17-9 Overall; 10-8 - 5th Big Ten)

DATE	OPPONENT	MSU-OPP	W/L
12/2/74	CENTRAL MICHIGAN	82-78	W
12/7/74	EASTERN MICHIGAN	92-60	W
12/14/74	WESTERN MICHIGAN	62-59	W
12/16/74	Northern Michigan	91-59	W
12/20/74	*San Francisco	86-78	W
12/21/74	*Long Beach State	62-74	L
12/23/74	Detroit	72-69	W
1/2/75	Purdue (-/18)	86-93	L
1/4/75	INDIANA (-/2)	55-107	L
1/6/75	OHIO STATE	88-84	W
1/11/75	MICHIGAN (-/11)	86-78	W
1/18/75	Minnesota (-/16)	71-82	L
1/20/75	Iowa	79-83	L
1/25/75	WISCONSIN	105-87	W
2/1/75	NORTHWESTERN	54-50	W
2/1/75	Illinois	75-60	W
2/3/75	Ohio State	101-83	W
2/5/75	Notre Dame (-/16)	76-73	W





## YEAR-BY-YEAR RESULTS

2/8/75	Michigan	84-96	L
2/15/75	<b>MINNESOTA</b>	<b>86-81 OT</b>	<b>W</b>
2/17/75	<b>IOWA</b>	<b>90-78</b>	<b>W</b>
2/22/75	Wisconsin	96-103	L
2/24/75	Northwestern	66-67	L
3/1/75	<b>ILLINOIS</b>	<b>96-82</b>	<b>W</b>
3/3/75	<b>PURDUE</b>	<b>84-82</b>	<b>W</b>
3/8/75	Indiana (-/1)	79-94	L

\* Cable Car Classic (San Francisco, Calif. - 2nd place)

1974-75 Roster			
#	Name (Ht., Year, Pos.)	PPG	
12	William Glover (6-2, Sr., G)	12.0	
22	Lovelle Rivers (6-5, Sr., F)	0.8	
23	Benny White (5-9, Jr., G)	6.8	
24	Cedric Milton (6-9, Jr., F/C)	2.3	
25	Terry Furlow (6-5, Jr., F)	20.4	
32	Pate Davis (6-1, Sr., G)	8.9	
33	Edgar Wilson (6-5, So., F)	3.4	
41	Thomas McGill (6-4, Sr., F)	1.4	
42	James Dudley (6-5, Fr., F)	0.9	
44	Robert Chapman (6-2, So., F/G)	4.4	
45	Lindsay Hairston (6-7, Sr., C)	19.3	
52	Jeffrey Tropf (6-7, Fr., C)	5.1	

## 1975-76

(14-13 Overall; 10-8 - 4th Big Ten)

DATE	OPPONENT	MSU-OPP	W/L
12/1/75	<b>CENTRAL MICHIGAN</b>	<b>69-61</b>	<b>W</b>
12/6/75	Eastern Michigan	79-85	L
12/8/75	<b>CANISUS</b>	<b>83-68</b>	<b>W</b>
12/13/75	Western Michigan	68-78	L
12/16/75	<b>NORTHERN MICHIGAN</b>	<b>81-65</b>	<b>W</b>
12/20/75	N. Carolina St. (-/9)	75-95	L
12/22/75	Detroit	82-85	L
12/29/75	*Southern Miss.	89-77	W
12/30/75	*VCU	75-80	L
1/3/76	Wisconsin	63-70	L
1/5/76	Iowa	105-88	W
1/8/76	Northwestern	89-105	L
1/10/76	<b>OHIO STATE</b>	<b>92-82</b>	<b>W</b>
1/12/76	<b>INDIANA (-/1)</b>	<b>57-69</b>	<b>L</b>
1/17/76	Michigan (-/16)	63-66	L
1/24/76	Illinois	74-63	W
1/26/76	Purdue	66-65	W
1/31/76	<b>MINNESOTA</b>	<b>75-63</b>	<b>W</b>
2/2/76	<b>NORTHWESTERN</b>	<b>91-71</b>	<b>W</b>
2/7/76	Ohio State	83-82 ot	W
2/9/76	Indiana (-/1)	70-85	L
2/14/76	<b>MICHIGAN (-/16)</b>	<b>64-81</b>	<b>L</b>
2/21/76	<b>ILLINOIS</b>	<b>69-59</b>	<b>W</b>
2/23/76	<b>PURDUE</b>	<b>89-76</b>	<b>W</b>
2/28/76	Minnesota	61-71	L
3/1/76	Iowa	93-88	W
3/6/76	<b>WISCONSIN</b>	<b>82-86</b>	<b>L</b>

\*VCU Invitational (Richmond, Va. - 2nd place)

1975-76 Roster			
#	Name (Ht., Year, Pos.)	PPG	
12	Milt Vandenbussche (5-11, Fr., G)	1.6	
15	Kevin Vandenbussche (6-4, Jr., G)	0.2	
21	Paul Stoll (6-2, Jr., F/G)	0.0	
22	Lovelle Rivers (6-5, Sr., C)	1.3	
23	Benny White (5-9, Sr., G)	6.3	
24	Cedric Milton (6-9, Sr., C)	6.5	
25	Terry Furlow (6-5, Sr., F)	29.4	
32	Greg Kelsner (6-6, Fr., F)	11.7	
33	Edgar Wilson (6-5, Jr., F/G)	7.7	
34	Ricky Nash (6-4, So., F)	0.9	
41	Dan Riewald (6-5, Jr., F)	1.5	
42	Tanya Webb (6-8, Fr., F/C)	1.5	
44	Robert Chapman (6-2, Jr., G)	14.6	
45	David Jordan (6-5, So., F)	---	
52	Patrick Holeywinski (6-10, Sr., C)	0.6	

JUD  
HEATHCOTE

1976-95  
340-220 (.607)



Jud Heathcote arrived at MSU in 1976 as an unknown from the west coast and left in 1995 as one of the most respected and admired coaches in all of college basketball. Heathcote came to MSU from Montana, where he had a career record of 80-53 with two Big Sky Championships. It took him just two seasons to return the Spartan program to greatness. In 1977-78, his team finished with a 25-5 overall record and won the Big Ten title. A year later, his 1978-79 squad captured the first NCAA National Championship in school history along with a Big Ten title. He also had the honor of coaching one of the top duos in Spartan history: Magic Johnson and Greg Kelsner. Heathcote's teams remained in the top half of the Big Ten for most of the 1980s, before returning to the top spot in 1990. He remained strong to the end of his career, finishing second in the Big Ten in his final season. After 19 seasons, he retired in 1995 with a MSU career mark of 340-220, including three Big Ten Titles and one National Championship. In 2001, Heathcote was honored by the National Association of Basketball Coaches with the Golden Anniversary Award for 50 years of service to college basketball. He is also a 2001 inductee to the MSU Athletics Hall of Fame. Heathcote passed away in 2017 at the age of 90.

## 1976-77

(12-15 Overall; 9-9 - 5th Big Ten)

DATE	OPPONENT	MSU-OPP	W/L
11/29/76	Central Michigan	76-81	L
12/4/76	<b>WESTERN MICHIGAN</b>	<b>73-74</b>	<b>L</b>
12/6/76	<b>NORTH CAROLINA (-/9)</b>	<b>58-81</b>	<b>L</b>
12/11/76	<b>EASTERN MICHIGAN</b>	<b>54-52 ot</b>	<b>W</b>
12/15/76	<b>DETROIT</b>	<b>94-99</b>	<b>L</b>
12/18/76	Canisius	82-59	W
12/20/76	<b>NORTH CAROLINA ST.</b>	<b>78-60</b>	<b>W</b>
12/29/76	*Holy Cross	61-70	L
12/30/76	*Jacksonville	63-65	L
1/6/77	<b>WISCONSIN</b>	<b>84-61</b>	<b>W</b>
1/8/77	<b>NORTHWESTERN</b>	<b>68-70</b>	<b>L</b>
1/15/77	<b>MICHIGAN (-/6)</b>	<b>70-83</b>	<b>L</b>
1/17/77	Indiana	61-60	W
1/20/77	<b>ILLINOIS</b>	<b>67-58</b>	<b>W</b>
1/22/77	<b>PURDUE (-/19)</b>	<b>70-76</b>	<b>L</b>
1/24/77	Minnesota (-/11)	70-75 (W/F)	
1/27/77	Northwestern	58-66	L
1/29/77	Wisconsin	83-87 3ot	L
2/5/77	<b>INDIANA</b>	<b>79-81</b>	<b>L</b>
2/7/77	Iowa	79-87	L
2/12/77	Ohio State	71-57	W
2/17/77	<b>MINNESOTA (-/12)</b>	<b>77-99 (W/F)</b>	<b>L</b>
2/19/77	<b>IOWA</b>	<b>81-79</b>	<b>W</b>
2/26/77	Michigan (-/3)	65-69 ot	L
2/28/77	<b>OHIO STATE</b>	<b>80-79</b>	<b>W</b>
3/3/77	Purdue	69-78	L
3/5/77	Illinois	62-61	W

\* Gator Bowl Tourn. (Jacksonville, Fla. - 4th place)

## 1976-77 Roster

#	Name (Ht., Year, Pos.)	PPG
12	Terry Donnelly (6-2, Fr., G)	7.9
15	Ron Charles (6-7, Fr., F)	2.5
21	Donald Flowers (6-1, Jr., G)	0.0
22	Nate Phillips (6-4, Jr., F/G)	0.7
23	Kevin Vandenbussche (6-4, Sr., G)	0.4
24	Herbert Brown (6-1, Jr., G)	0.3
25	Alfred Brown (6-6, So., F)	1.3
32	Greg Kelsner (6-7, So., F)	21.7
33	Edgar Wilson (6-5, Sr., F)	9.2
34	Ricky Nash (6-4, Jr., F)	0.0
41	Dan Riewald (6-5, Jr., F)	0.2
42	Tanya Webb (6-7, So., C)	3.9
44	Robert Chapman (6-2, Sr., G)	19.6
45	James Coutre (6-9, Jr., C)	5.9
52	Les DeYoung (6-9, Jr., C)	---
--	Mike Longaker (6-1, Fr., G)	0.2

## 1977-78

NCAA TOURNAMENT  
BIG TEN CHAMPIONS

#4 AP/#5 UPI

(25-5 Overall; 15-3 - 1st Big Ten)

DATE	OPPONENT	MSU-OPP	W/L
11/28/77	<b>CENTRAL MICHIGAN</b>	<b>68-61</b>	<b>W</b>
12/2/77	*Rhode Island	92-64	W
12/3/77	*Syracuse (-/12)	67-75	L
12/8/77	<b>WICHITA STATE</b>	<b>84-57</b>	<b>W</b>
12/10/77	<b>WESTERN MICHIGAN</b>	<b>79-57</b>	<b>W</b>
12/19/77	<b>MIDDLE TENN. ST.</b>	<b>72-51</b>	<b>W</b>
12/21/77	Detroit (-/15)	103-74	W
12/29/77	**SMU	95-69	W
12/30/77	**New Hampshire	102-65	W
1/5/78	<b>MINNESOTA (18/-)</b>	<b>87-83</b>	<b>W</b>
1/7/78	<b>WISCONSIN (18/-)</b>	<b>74-63</b>	<b>W</b>
1/12/78	Illinois (12/-)	82-70	W
1/14/78	Northwestern (12/-)	67-63	W
1/19/78	<b>PURDUE (10/-)</b>	<b>60-51</b>	<b>W</b>
1/21/78	<b>IOWA (10/-)</b>	<b>68-58</b>	<b>W</b>
1/28/78	Ohio State (7/-)	70-60	W
1/30/78	Indiana (7/-)	66-71	L
2/2/78	<b>MICHIGAN (7/-)</b>	<b>63-65</b>	<b>L</b>
2/4/78	<b>INDIANA (7/-)</b>	<b>68-59</b>	<b>W</b>
2/9/78	Iowa (10/-)	71-70	W
2/11/78	Michigan (10/-)	73-62	W
2/16/78	Purdue (10/-)	80-99	L
2/18/78	<b>OHIO STATE (10/-)</b>	<b>79-74</b>	<b>W</b>
2/23/78	<b>NORTHWESTERN (10/-)</b>	<b>66-56</b>	<b>W</b>
2/25/78	<b>ILLINOIS (10/-)</b>	<b>89-67</b>	<b>W</b>
3/2/78	Wisconsin (9/-)	89-75	W
3/4/78	Minnesota (9/-)	71-70	W
3/11/78	*Providence (6/-)	77-63	W
3/16/78	*Western Ky. (4/-)	90-69	W
3/18/78	*Kentucky (4/1)	49-52	L

\* Carrier Classic (Syracuse, N.Y. - 2nd place)

\*\* Old Dominion Classic (Norfolk, Va. - 1st place)

# NCAA Tournament (Indianapolis, Ind.)

% NCAA Tournament (Dayton, Ohio)

1977-78 Roster			
#	Name (Ht., Year, Pos.)	PPG	
11	Terry Donnelly (6-2, So., G)	6.0	
12	Mike Brkovich (6-4, Fr., G/F)	2.3	
15	Ron Charles (6-7, So., F)	6.3	
21	Donald Flowers (6-2, Sr., G)	1.0	
22	Nate Phillips (6-4, Sr., G)	0.0	
23	Mike Longaker (6-1, So., G)	0.0	
24	Len Williams (6-0, So., G)	2.2	
25	Alfred Brown (6-4, Sr., F)	1.4	
31	Jay Vincent (6-8, Fr., C)	11.3	
32	Greg Kelsner (6-7, Jr., F)	17.7	
33	Earvin Johnson (6-8, Fr., F)	17.0	
41	Dan Riewald (6-5, Sr., G)	0.5	
42	Rick Kaye (6-7, Fr., F)	0.0	
43	Sten Feldreich (7-0, Fr., C)	1.6	
44	Robert Chapman (6-2, Sr., G)	12.3	
45	James Coutre (6-9, Sr., C)	1.8	

## YEAR-BY-YEAR RESULTS

## 1978-79

## NATIONAL CHAMPIONS

## BIG TEN CHAMPIONS

#3 AP#4 UPI

(26-6 Overall; 13-5 - T-1st Big Ten)

DATE	OPPONENT	MSU-OPP	W/L
11/27/78	CENTRAL MICH. (7/-)	71-54	W
12/9/78	CAL ST. FULLERTON (4/-)	92-89	W
12/13/78	Western Mich. (3/-)	109-69	W
12/16/78	North Carolina (3/13)	69-70	L
12/19/78	Cincinnati (5/-)	63-52	W
12/28/78	#Washington St. (4/-)	98-52	W
12/29/78	#Oregon State (4/-)	65-57	W
12/30/78	#Indiana (4/-)	74-57	W
1/4/79	WISCONSIN (1/-)	84-55	W
1/6/79	MINNESOTA (1/-)	69-62	W
1/11/79	Illinois (1/4)	55-57	L
1/13/79	Purdue (1/-)	50-52	L
1/18/79	INDIANA (6/-)	82-58	W
1/20/79	IOWA (6/-)	83-72	ot W
1/25/79	Michigan (4/-)	48-49	L
1/27/79	Northwestern (4/-)	65-83	L
2/1/79	OHIO STATE (4/13)	84-79	ot W
2/3/79	NORTHWESTERN (4/-)	61-50	W
2/4/79	KANSAS (4/-)	85-61	W
2/8/79	Iowa (10/15)	60-57	W
2/10/79	Ohio State (10/13)	73-57	W
2/15/79	Indiana (8/-)	59-47	W
2/17/79	MICHIGAN (8/-)	80-57	W
2/22/79	PURDUE (7/18)	73-67	W
2/24/79	ILLINOIS (7/-)	76-62	W
3/1/79	Minnesota (4/-)	76-63	W
3/3/79	Wisconsin (4/-)	81-83	L
3/11/79	*Lamar (4/-)	95-64	W
3/16/79	**Louisiana St. (3/7)	87-71	W
3/18/79	**Notre Dame (3/4)	80-68	W
3/24/79	%Pennsylvania (3/14)	101-67	W
3/26/79	%Indiana State (3/1)	75-64	W
# Far West Classic (Portland, Ore. - 1st place)			
I played at Pontiac Silverdome			
* NCAA Tournament (Murfreesboro, Tenn.)			
** NCAA Tournament (Indianapolis, Ind.)			
% NCAA Final Four (Salt Lake City, Utah)			

## 1978-79 Roster

#	Name (Ht., Year., Pos.)	PPG
10	Greg Lloyd (6-1, Jr., G)	1.4
11	Terry Donnelly (6-2, Jr., G)	6.6
12	Mike Brkovich (6-4, So., G)	7.0
15	Ron Charles (6-7, Jr., F)	8.8
21	Don Brkovich (6-6, Jr., F)	0.6
23	Mike Longaker (6-1, Jr., G)	1.4
24	Jaimie Huffman (6-3, So., G)	0.3
25	Gerald Busby (6-4, Fr., G)	2.3
31	Jay Vincent (6-8, So., C)	12.7
32	Greg Kelsner (6-7, Sr., F)	18.8
33	Earvin Johnson (6-8, So., G)	17.1
35	Rob Gonzalez (6-7, Fr., F)	1.7
42	Richard Kaye (6-7, So., F)	1.3
43	Gerald Gilkie (6-7, So., F)	0.6

## 1979-80

(12-15 Overall; 6-12 - 9th Big Ten)

DATE	OPPONENT	MSU-OPP	W/L
11/30/79	*Princeton	60-46	W
12/1/79	*St. John's (-/16)	73-88	L
12/6/79	LONG BEACH STATE	87-73	W
12/10/79	PORTLAND STATE	88-54	W
12/14/79	Wichita State	54-55	L
12/18/79	Central Michigan	95-76	W
12/20/79	Detroit	63-57	W
12/28/79	**Weber State	61-63	L

12/29/79	**Loyola Marymount	82-65	W
1/3/80	PURDUE (-/8)	73-74	L
1/5/80	MINNESOTA	80-93	L
1/10/80	Northwestern	61-65	L
1/12/80	Indiana (-/19)	64-72	L
1/17/80	WISCONSIN	62-61	W
1/19/80	IOWA (-/13)	75-67	W
1/24/80	Michigan	59-58	ot W
1/26/80	Illinois	65-74	L
1/31/80	OHIO STATE (-/6)	74-54	W
2/2/80	ILLINOIS	68-59	W
2/7/80	Iowa	39-44	ot L
2/9/80	Ohio State (-/13)	59-71	L
2/14/80	Wisconsin	66-80	L
2/16/80	MICHIGAN	82-74	W
2/21/80	INDIANA (-/19)	72-75	L
2/23/80	NORTHWESTERN	73-75	3ot L
2/28/80	Minnesota	73-87	L
3/1/80	Purdue (-/18)	73-91	L
* Laphick Memorial Tournament (Jamaica, N.Y. - 2nd place)			
** Las Vegas Holiday Classic (Las Vegas, Nev. - 3rd place)			

## 1980-81

(13-14 Overall; 7-11 - 8th Big Ten)

DATE	OPPONENT	MSU-OPP	W/L
11/28/80	*WESTERN MICHIGAN	89-77	W
11/29/80	*CENTRAL MICHIGAN	66-89	W
12/4/80	Long Beach State	71-60	L
12/6/80	Cal State Fullerton	58-42	W
12/12/80	EASTERN MICHIGAN	73-63	W
12/16/80	Brigham Young (-/18)	50-82	L
12/19/80	**Utah State	70-74	L
12/20/80	**Providence	77-76	W
12/27/80	ST. JOSEPH	71-67	W
1/8/81	Indiana	43-55	L
1/10/81	Iowa (-/11)	57-65	L
1/15/81	MINNESOTA (-/20)	77-86	L
1/17/81	NORTHWESTERN	84-70	W
1/22/81	Wisconsin	62-63	L
1/24/81	Purdue	74-68	W
1/29/81	ILLINOIS	70-71	L
1/31/81	OHIO STATE	60-54	W
2/5/81	Michigan (-/14)	77-79	ot L
2/7/81	Ohio State	61-73	L
2/12/81	PURDUE	48-63	L
2/14/81	MICHIGAN (-/13)	70-66	W
2/19/81	WISCONSIN	74-65	W
2/21/81	Illinois (-/15)	62-82	L
2/26/81	Northwestern	74-61	W
2/28/81	Minnesota	89-92	2ot L
3/5/81	IOWA (-/8)	71-70	ot W
3/7/81	INDIANA (-/14)	48-69	L

\* Spartan Cutlass Classic (2nd place)

\*\* Industrial National Classic (Providence, R.I. - 3rd place)

## 1980-81 Roster

#	Name (Ht., Year., Pos.)	PPG
5	Kevin Smith (6-2, Jr., G)	13.5
10	Tim Gore (6-4, Fr., G)	1.1
12	Mike Brkovich (6-5, Sr., G)	8.2
15	Bob Fossum (5-9, Fr., G)	0.2
20	Ben Tower (6-8, Fr., F)	5.0
22	Bill Cawood (6-7, So., G)	0.8
23	Randy Morrison (6-2, Fr., G)	3.4
24	Richard Mudd (6-9, Fr., F)	0.0
30	Kurt James (6-7, Sr., F)	---
31	Jay Vincent (6-8, Sr., F/C)	22.6
41	Derek Perry (6-6, So., F)	7.5
42	Richard Kaye (6-6, Sr., F)	3.3
44	Herb Bostic (6-4, So., F/G)	2.4
45	Kevin Radelet (5-11, Jr., G)	0.2
45	George Cooper	2.7
52	Steve Bates (6-10, Jr., C)	0.6

## 1981-82

(12-16 Overall; 7-11 - T-7th Big Ten)

DATE	OPPONENT	MSU-OPP	W/L
11/27/81	*CENTRAL MICHIGAN	89-70	W
11/28/81	*WESTERN MICHIGAN	79-83	L
12/2/81	Detroit	65-62	ot W
12/5/81	Kansas	56-74	L
12/12/81	CINCINNATI	45-56	L
12/15/81	UW-GREEN BAY	49-48	ot W
12/19/81	MARSHALL	101-82	W
12/28/81	**North Carolina St.	46-67	L
12/29/81	**Cal St. Fullerton	51-50	ot W
12/30/81	**Hawaii	61-62	L
1/7/82	INDIANA	65-58	W
1/9/82	MINNESOTA (-/6)	58-64	L
1/14/82	Purdue	47-53	L
1/16/82	Illinois	51-55	L
1/21/82	Michigan	64-62	W
1/23/82	WISCONSIN	68-58	W
1/28/82	IOWA (-/6)	56-57	L
1/30/82	NORTHWESTERN	64-61	W
2/4/82	Ohio State	49-50	ot L
2/6/82	Northwestern	43-48	L
2/11/82	MICHIGAN	66-55	W
2/13/82	OHIO STATE	46-51	L
2/18/82	Iowa (-/7)	53-59	L
2/20/82	Wisconsin	60-65	W(F)
2/25/82	ILLINOIS	56-47	W
2/27/82	PURDUE	49-51	L
3/4/82	Minnesota (-/7)	51-54	L
3/6/82	Indiana	58-74	L
* Spartan Cutlass Classic (2nd place)			
** Rainbow Classic (Honolulu, Hawaii - 6th place)			

## 1981-82 Roster

#	Name (Ht., Year., Pos.)	PPG
5	Kevin Smith (6-2, Sr., G)	15.6
10	Tim Gore (6-4, So., G)	0.4
11	Sam Vincent (6-2, Fr., G)	11.7
20	Ben Tower (6-8, So., F)	5.4
22	Bill Cawood (6-7, Jr., F)	0.5
23	Randy Morrison (6-2, So., G)	5.0
24	Richard Mudd (6-9, So., F/C)	3.3
30	Kurt James (6-7, Sr., F)	1.5
35	Larry Polec (6-8, Fr., F)	---
41	Derek Perry (6-6, Jr., F)	8.6
42	Kevin Willis (7-0, So., C)	6.0
43	Evaristo Perez	2.0
44	Herb Bostic (6-4, Jr., F/G)	1.0
50	Cleveland Bibbens (6-6, So., F)	2.8
52	Steve Bates (6-10, Sr., C)	0.5

## YEAR-BY-YEAR RESULTS

## 1982-83

(17-13 Overall; 9-9 - T-6th Big Ten)

DATE	OPPONENT	MSU-OPP	W/L
11/26/82	*WESTERN MICHIGAN	72-65	W/F
11/27/82	*CENTRAL MICHIGAN	62-47	W
11/29/82	Boise State	71-59	W
12/4/82	BRIGHTMAN YOUNG	63-55	W
12/11/82	N. Carolina St. (-/18)	41-45	L
12/13/82	Cincinnati	70-69	W
12/18/82	DETROIT	75-72	OT
12/21/82	CLEVELAND STATE	95-56	W
12/28/82	*S.W. Louisiana	66-71	L
12/29/82	**Tulane	58-81	L
1/5/83	Iowa (-/8)	61-59	W
1/8/83	Northwestern	51-62	L
1/13/83	WISCONSIN	86-66	W
1/15/83	MINNESOTA (-/17)	67-69	L
1/20/83	Indiana (-/2)	85-89	L
1/22/83	Ohio State	69-74	L
1/27/83	ILLINOIS	71-78	L
1/29/83	PURDUE	83-67	W
2/5/83	Michigan	70-65	W
2/12/83	MICHIGAN	67-74	L
2/17/83	Purdue	55-61	L
2/19/83	Illinois	61-69	L
2/24/83	OHIO ST. (-/15)	101-94	3ot W
2/26/83	INDIANA (-/4)	62-54	W
3/3/83	Minnesota	79-67	W
3/5/83	Wisconsin	91-65	W
3/9/83	NORTHWESTERN	63-58	W
3/12/83	IOWA	57-75	L
3/18/83	#BOWLING GREEN	72-71	W
3/21/83	#FRESNO STATE	58-72	L

\* Spartan Outlast Classic (1st place)  
 \*\* Sugar Bowl Tournament (New Orleans, La. - 4th place)  
 # National Invitation Tournament (East Lansing)

## 1982-83 Roster

#	Name (Ht., Year., Pos.)	PPG
10	Tim Gore (6-4, Jr., G)	0.3
11	Sam Vincent (6-2, So., G)	16.6
14	Matt Carrington (6-1, So., G)	0.3
15	Ralph Walker (6-8, Jr., F)	1.3
20	Ben Tower (6-8, Jr., F)	5.9
22	Bill Cawood (6-7, Sr., G/F)	1.2
24	Richard Mudd (6-9, Jr., F/C)	2.5
25	Scott Skiles (6-1, Fr., G)	12.5
35	Larry Polec (6-8, So., F)	4.5
40	Paul Horton (6-9, So., C)	---
41	Derek Perry (6-6, Sr., F)	9.1
42	Kevin Willis (7-0, Jr., C)	13.3
44	Patrick Ford (6-5, Fr., G/F)	4.7
45	Sterling William (6-6, Jr., F)	---

## 1983-84

(16-12 Overall; 9-9 - 5th Big Ten)

DATE	OPPONENT	MSU-OPP	W/L
11/25/83	*CENTRAL MICH. (12/-)	73-52	W
11/26/83	*WESTERN MICH. (12/-)	81-52	W
12/1/83	St. Peter's (11/-)	66-73	L
12/3/83	ILL.-CHICAGO (11/-)	99-82	W
12/12/83	Cleveland St. (17/-)	71-62	W
12/15/83	BROOKLYN (17/-)	85-72	W
12/22/83	Missouri	66-79	L
12/28/83	**Alabama	69-81	L
12/29/83	**Nebraska	58-45	W
1/4/84	IOWA	73-72	W
1/7/84	NORTHWESTERN	69-76	L
1/12/84	Wisconsin	74-81	W(F)
1/14/84	Minnesota	61-69	L
1/19/84	INDIANA	62-70	OT L
1/21/84	OHIO STATE	68-82	L
1/26/84	Illinois (-/9)	40-46	L

1/28/84	Purdue	54-72	L
2/2/84	MICHIGAN	72-67	W
2/5/84	OREGON STATE	56-55	W
2/11/84	Michigan	61-71	L
2/16/84	PURDUE (-/11)	63-53	W
2/19/84	ILLINOIS (-/7)	53-70	L
2/22/84	Ohio State	70-86	L
2/26/84	Indiana	57-54	W
3/1/84	MINNESOTA	83-62	W
3/3/84	WISCONSIN	78-59	W
3/8/84	Northwestern	63-55	W
3/11/84	Iowa	51-44	W

\* Spartan Outlast Classic (1st place)  
 \*\* Cotton States Classic (Atlanta, Ga. - 3rd place)

## 1983-84 Roster

#	Name (Ht., Year., Pos.)	PPG
00	Ken Johnson (6-8, Jr., F)	8.5
4	Scott Skiles (6-1, So., G)	14.5
10	Tim Gore (6-4, Sr., G)	0.2
11	Sam Vincent (6-2, Jr., G)	15.6
13	Darryl Johnson (6-2, Fr., G)	6.0
15	Ralph Walker (6-8, So., F)	1.7
20	Ben Tower (6-8, Sr., F)	5.8
21	Greg Pedro (6-4, Fr., G)	1.0
24	Richard Mudd (6-9, Sr., F/C)	1.0
35	Larry Polec (6-8, Jr., F)	6.0
40	Barry Fordham (6-8, Fr., F)	0.5
42	Kevin Willis (7-0, Sr., C)	11.0
44	Patrick Ford (6-5, So., G/F)	6.1

## 1984-85

## NCAA TOURNAMENT

#20 UPI

(19-10 Overall; 10-8 - T-5th Big Ten)

DATE	OPPONENT	MSU-OPP	W/L
11/24/84	Canisius	80-71	W
11/30/84	**WESTERN MICHIGAN	77-61	W
12/1/84	**ARMY	76-64	W
12/10/84	ST. PETER'S	50-38	W
12/12/84	Western Illinois	93-61	W
12/15/84	MISSOURI	79-61	W
12/18/84	George Washington	68-54	W
12/22/84	Illinois-Chicago	81-60	W
12/28/84	Boston College	78-82	L
12/29/84	#San Diego State	77-61	W
1/3/85	OHIO STATE	82-79	W
1/5/85	INDIANA (-/12)	68-61	W
1/10/85	Purdue (17/-)	81-72	OT
1/12/85	Illinois (17/15)	63-75	L
1/17/85	IOWA (19/-)	65-79	L
1/19/85	MINNESOTA (19/-)	75-81	L
1/24/85	Michigan (-/18)	75-86	L
1/31/85	Wisconsin	77-68	W
2/2/85	Northwestern	68-54	W
2/7/85	ILLINOIS (-/9)	64-56	W
2/9/85	PURDUE	65-66	L
2/13/85	Minnesota	64-73	L
2/16/85	Iowa (-/11)	57-55	W
2/23/85	MICHIGAN (-/3)	73-75	L
2/27/85	NORTHWESTERN	61-47	W
3/2/85	WISCONSIN	82-63	F
3/7/85	Indiana	68-58	W
3/9/85	Ohio State	79-90	L
3/15/85	*Ala.-Birmingham	68-70	L

\* NCAA Tournament (Houston, Texas)  
 \*\* Spartan Outlast Classic (1st place)  
 # Cabrillo Classic (San Diego, Calif. - 3rd place)

## 1984-85 Roster

#	Name (Ht., Year., Pos.)	PPG
00	Ken Johnson (6-8, Sr., F/C)	10.8
4	Scott Skiles (6-1, Jr., G)	17.7
11	Sam Vincent (6-2, Sr., G)	23.0

13	Darryl Johnson (6-2, So., G)	5.3
15	Ralph Walker (6-8, Jr., F)	2.3
20	Greg Vaneek (6-6, Jr., F)	0.3
21	Greg Pedro (6-4, So., G)	1.0
24	Richard Mudd (6-9, Sr., F)	3.9
30	Jim Sarkine (6-9, Fr., F)	---
35	Larry Polec (6-8, Sr., G/F)	8.7
40	Barry Fordham (6-8, So., F/C)	1.1
44	Scott Sekal (6-8, Fr., F)	---
45	Carlton Valentine (6-6, Fr., F)	1.6
55	Mario Izzo (6-11, Fr., C)	---

## 1985-86

## NCAA TOURNAMENT

#28 AP/18 UPI/12 USA Today

(12-3 Overall; 12-6 - 3rd Big Ten)

DATE	OPPONENT	MSU-OPP	W/L
11/23/85	WESTERN ILLINOIS	98-63	W
11/26/85	MAINE	89-58	W
11/29/85	**CENTRAL MICHIGAN	103-60	W
11/30/85	**WESTERN MICHIGAN	84-64	W
12/4/85	GEORGE WASHINGTON	87-61	W
12/7/85	CANISUUS	90-61	W
12/14/85	Iowa State	80-82	OT L
12/21/85	ILLINOIS-CHICAGO	99-74	W
12/27/85	#Massachusetts	93-45	W
12/28/85	#New Mexico	76-61	W
1/2/86	Ohio State	73-84	L
1/5/86	Indiana (-/15)	77-74	W
1/9/86	PURDUE (-/20)	83-88	L
1/12/86	ILLINOIS (-/18)	58-51	W
1/16/86	Iowa	71-82	L
1/18/86	Minnesota	71-76	L
1/25/86	MICHIGAN (-/6)	91-79	W
1/30/86	WISCONSIN	83-81	W
2/1/86	NORTHWESTERN	97-69	W
2/6/86	Illinois	84-80	W
2/8/86	Purdue	82-88	L
2/13/86	IOWA	83-73	W
2/15/86	MINNESOTA	76-66	W
2/20/86	Michigan (19/7)	74-59	W
2/27/86	Northwestern (17/-)	82-48	W
3/2/86	Wisconsin (17/-)	84-71	W
3/5/86	INDIANA (17/16)	79-97	L
3/8/86	OHIO STATE (17/-)	91-81	W
3/13/86	*Washington (18/-)	72-70	W
3/15/86	*Georgetown (18/12)	80-68	W
3/21/86	@Kansas (18/2)	86-96	OT L

\* NCAA Tournament (Dayton, Ohio)  
 \*\* NCAA Tournament (Kansas City, Kan.)  
 \*\* Spartan Outlast Classic - (1st place)  
 # Lobo Classic (Albuquerque, N.M. - 1st place)

## 1985-86 Roster

#	Name (Ht., Year., Pos.)	PPG
00	Keith Hill (6-4, Fr., G)	2.0
4	Scott Skiles (6-1, Sr., G)	27.4
13	Darryl Johnson (6-2, Jr., G)	16.6
15	Ralph Walker (6-8, Sr., F)	2.8
22	Andre Rison (6-0, Fr., G)	0.0
23	Vernon Carr (6-6, Jr., G)	13.8
24	Mark Brown (6-0, Fr., G)	2.3
30	Jim Sarkine (6-9, Fr., F)	0.3
34	David Mueller (6-9, Fr., F/C)	2.1
35	Larry Polec (6-8, Sr., F)	10.7
40	Barry Fordham (6-8, Jr., C/F)	2.8
42	Todd Wolfe (6-5, Fr., G/F)	4.0
44	Scott Sekal (6-8, Fr., F)	2.0
45	Carlton Valentine (6-6, So., F)	6.0
55	Mario Izzo (6-11, Fr., C)	0.5



## YEAR-BY-YEAR RESULTS

## 1986-87

(11-17 Overall: 6-12 - 7th Big Ten)

DATE	OPPONENT	MSU-OPP	W/L
11/29/86	*EASTERN MICHIGAN	99-93	W
11/29/86	*NAVY	90-91	ot L
12/2/86	BROOKLYN	80-62	W
12/4/86	Maine	81-84	L
12/6/86	George Washington	77-62	W
12/13/86	IOWA STATE	86-85	W
12/16/86	Illinois-Chicago	65-74	L
12/20/86	Texas Christian	47-66	L
12/29/86	%Brigham Young	88-96	L
12/30/86	%Wake Forest	71-62	W
1/3/87	Purdue (-/2)	72-87	L
1/5/87	Illinois (-/16)	72-79	L
1/8/87	INDIANA (-/4)	60-79	L
1/10/87	OHIO STATE	90-80	W
1/15/87	Michigan	70-74	L
1/22/87	Wisconsin	81-78	W
1/26/87	Northwestern	65-67	L
1/29/87	IOWA (-/2)	75-89	L
1/31/87	MINNESOTA	72-60	W
2/4/87	Indiana (-/2)	80-84	L
2/9/87	Ohio State	72-90	L
2/15/87	MICHIGAN	90-81	W
2/19/87	NORTHWESTERN	96-71	W
2/21/87	WISCONSIN	63-65	L
2/26/87	Iowa (-/7)	64-93	L
2/28/87	Minnesota	77-67	W
3/4/87	PURDUE (-/3)	59-69	L
3/7/87	ILLINOIS	64-77	L

\* Spartan Outlast Classic (2nd place)

% Cable Car Classic (Santa Clara, Calif. - 3rd place)

## 1986-87 Roster

#	Name (Ht., Year., Pos.)	PPG
10	Kirk Manns (6-1, Fr., G)	7.3
13	Darryl Johnson (6-2, Sr., G)	22.1
20	Ken Redfield (6-7, Fr., F)	1.4
23	Vernon Carr (6-6, Sr., G/F)	13.8
24	Mark Brown (6-0, So., G)	---
30	Jim Sarkine (6-9, So., F)	0.3
34	David Mueller (6-9, So., F/C)	---
35	Ed Wright (6-6, Jr., G/F)	4.1
40	Barry Fordham (6-8, Sr., F/C)	5.8
41	George Papadakos (7-0, Jr., C)	3.4
42	Todd Wolfe (6-5, So., G/F)	5.3
43	Bobby Worthington (6-7, Jr., F)	1.9
44	Scott Sekal (6-8, So., F)	0.9
45	Carlton Valentine (6-5, Jr., F)	11.1
55	Mario Izzo (6-11, So., C)	0.6

## 1987-88

(10-18 Overall: 5-13 - 8th Big Ten)

DATE	OPPONENT	MSU-OPP	W/L
11/27/87	DETROIT	65-63	ot W
12/2/87	MAINE	87-44	W
12/5/87	GEORGE WASHINGTON	64-65	L
12/12/87	TEXAS CHRISTIAN	69-52	W
12/15/87	ILLINOIS-CHICAGO	78-64	W
12/17/87	Eastern Michigan	80-84	ot L
12/19/87	Austin Peay	77-85	L
12/22/87	SAN JOSE STATE	82-68	W
12/29/87	%Arizona (-/1)	58-78	L
12/30/87	%Florida (-/8)	59-83	L
1/7/88	Wisconsin	72-78	2ot L
1/9/88	Illinois (-/19)	62-77	L
1/14/88	MICHIGAN (-/10)	72-90	L
1/16/88	INDIANA (-/15)	75-74	ot W
1/20/88	Purdue (-/5)	67-78	L
1/27/88	MINNESOTA	56-59	W
2/1/88	OHIO STATE	76-64	W

2/4/88	Northwestern	65-64	W
2/6/88	Iowa (-/13)	72-101	L
2/10/88	PURDUE (-/2)	70-72	L
2/13/88	ILLINOIS	65-83	L
2/18/88	Indiana	58-95	L
2/22/88	Michigan (-/10)	67-77	L
2/27/88	Ohio State	78-77	ot W
3/3/88	IOWA (-/11)	87-103	L
3/5/88	Minnesota	61-62	L
3/10/88	NORTHWESTERN	55-53	W
3/12/88	WISCONSIN	69-71	L

% Fiesta Basketball Classic (Tucson, Ariz. - 4th place)

## 1987-88 Roster

#	Name (Ht., Year., Pos.)	PPG
10	Kirk Manns (6-1, So., G)	5.0
20	Ken Redfield (6-7, So., F)	11.7
21	Steve Smith (6-6, Jr., G/F)	10.7
22	Andre Rison (6-0, Jr., G)	1.3
23	Jesse Hall (6-3, Jr., G)	3.3
24	Todd Wolfe (6-5, Jr., G)	4.4
30	Jim Sarkine (6-9, Sr., F)	0.0
34	David Mueller (6-9, So., F/C)	0.5
35	Ed Wright (6-6, Sr., G/F)	6.2
41	George Papadakos (7-0, Sr., C)	10.1
43	Bobby Worthington (6-7, Sr., F)	4.0
44	Scott Sekal (6-8, Sr., F)	1.5
45	Carlton Valentine (6-5, Sr., F)	13.3
55	Mario Izzo (6-11, Sr., C)	1.0

## 1988-89

(18-15 Overall: 6-12 - T-8th Big Ten)

DATE	OPPONENT	MSU-OPP	W/L
11/28/88	FURMAN	98-68	W
11/30/88	Nebraska	77-75	W
12/10/88	BOWLING GREEN	89-72	W
12/13/88	ILLINOIS-CHICAGO	96-74	W
12/15/88	Detroit	96-91	ot W
12/17/88	AUSTIN PEAY	70-60	W
12/22/88	EASTERN MICHIGAN	91-76	W
12/28/88	%Colorado	60-57	W
12/29/88	%Oregon State	58-63	L
12/30/88	%Oregon	76-61	W
1/5/89	IOWA (-/9)	82-93	L
1/7/89	Illinois (-/3)	54-71	L
1/11/89	Northwestern	64-62	W
1/14/89	OHIO STATE (-/18)	81-83	L
1/21/89	Indiana (-/19)	60-75	L
1/25/89	PURDUE	106-83	W
1/28/89	MINNESOTA	73-64	W
2/2/89	Wisconsin	64-69	ot L
2/4/89	Michigan (-/11)	66-82	L
2/11/89	Ohio State (-/16)	75-81	L
2/16/89	ILLINOIS (-/5)	56-75	L
2/18/89	Purdue	63-87	L
2/23/89	INDIANA (-/4)	65-76	L
2/25/89	NORTHWESTERN	80-65	W
2/27/89	MICHIGAN (-/13)	52-79	L
3/2/89	Iowa (-/11)	83-81	W
3/8/89	Minnesota	61-77	L
3/11/89	WISCONSIN	70-61	W
3/16/89	#Kent State	83-69	W
3/20/89	*WICHITA STATE	79-67	W
3/22/89	%Villanova	70-63	W
3/27/89	%St. Louis	64-74	L
3/29/89	%Ala.-Birmingham	76-78	ot L
% Far West Classic (Portland, Ore. - 3rd place)			
% National Invitation Tournament (Detroit, Mich.)			
% National Invitation Tournament (East Lansing)			
% National Invitation Tournament (Philadelphia, Pa.)			
% National Invitation Tournament (New York, N.Y.)			
1988-89 Roster			
#	Name (Ht., Year., Pos.)	PPG	
10	Kirk Manns (6-1, Jr. G)	11.9	
11	Mark Montgomery (6-2, Fr., G)	3.7	

20	Ken Redfield (6-7, Jr., F)	13.9
21	Steve Smith (6-6, So., G)	17.7
22	Jeff Casler (6-0, So., G)	0.8
23	Jesse Hall (6-3, So., G)	3.4
24	Todd Wolfe (6-5, Sr., G/F)	8.1
25	Jon Zulauf (6-7, Fr., F)	0.0
30	Jim Sarkine (6-9, Sr., F)	0.1
34	David Mueller (6-9, Jr., C)	0.3
35	Matt Steigenga (6-7, Fr., F)	8.7
42	Parish Hickman (6-7, Fr., F)	5.1
44	Scott Sekal (6-8, Sr., F)	1.8
54	Mike Peplowski (6-10, Fr., C)	---

## 1989-90

## NCAA TOURNAMENT

## BIG TEN CHAMPIONS

#4 AP/#4 UPI/#7 USA Today

(28-6 Overall: 15-3 - 1st Big Ten)

DATE	OPPONENT	MSU-OPP	W/L
11/24/89	%Auburn	92-79	W
11/25/89	%Texas A&M	87-75	W
11/27/89	%Kansas State	73-68	W
11/29/89	NEBRASKA	80-69	W
12/2/89	Furman	84-63	W
12/9/89	AUSTIN PEAY	88-76	W
12/12/89	Ill.-Chicago (25/-)	57-65	L
12/16/89	DETROIT (25/-)	94-65	W
12/18/89	BOWLING GREEN (25/-)	79-81	L
12/20/89	Evansville (25/-)	80-66	W
12/23/89	EASTERN MICH. (25/-)	87-73	W
12/29/89	#SAN JOSE STATE	88-61	W
12/30/89	#PRINCETON	51-49	W
1/6/90	Wisconsin	64-61	W
1/11/90	OHIO STATE	78-68	W
1/13/90	IOWA	87-80	W
1/18/90	Illinois (-/7)	64-73	L
1/20/90	NORTHWESTERN	91-80	W
1/24/90	Indiana (-/12)	75-57	W
1/27/90	Michigan (-/7)	63-65	L
2/1/90	MINNESOTA (-/19)	74-79	L
2/3/90	Purdue (-/8)	64-53	W
2/8/90	WISCONSIN (23/-)	60-57	W
2/10/90	Ohio State (23/-)	84-75	W
2/12/90	Iowa (23/-)	80-70	W
2/17/90	ILLINOIS (21/15)	70-63	W
2/25/90	INDIANA (15/25)	72-66	W
3/1/90	MICHIGAN (14/8)	78-70	W
3/3/90	Minnesota (14/17)	75-73	ot W
3/8/90	Northwestern (7/-)	84-68	W
3/11/90	PURDUE (7/10)	72-70	W
3/15/90	\$Murray St. (3/-)	75-71	ot W
3/17/90	\$UCSB (3/-)	62-58	W
3/23/90	%Georgia Tech (3/9/80-81	ot L	
% Great Alaska Shootout (Anchorage, Alaska - 1st place)			
% Oldsmobile Spartan Classic (1st place)			
% NCAA Tournament (Knoxville, Tenn.)			
% NCAA Tournament (New Orleans, La.)			
1989-90 Roster			
#	Name (Ht., Year., Pos.)	PPG	
10	Kirk Manns (6-1, Sr., G)	15.3	
11	Mark Montgomery (6-2, So., G)	3.6	
20	Ken Redfield (6-7, Sr., F)	11.6	
21	Steve Smith (6-6, Jr., G)	20.2	
22	Jeff Casler (6-0, Jr., G)	0.8	
23	Jesse Hall (6-3, Jr., G)	1.0	
24	Todd Wolfe (6-5, Sr., G)	2.1	
25	Jon Zulauf (6-6, Fr., F)	0.7	
31	Dwayne Stephens (6-7, Fr., F)	4.3	
34	Dave Mueller (6-9, Sr., C)	0.3	
35	Matt Steigenga (6-7, So., F)	10.4	
42	Parish Hickman (6-7, So., F)	6.3	
44	Matt Hofkamp (6-10, Fr., C)	---	
54	Mike Peplowski (6-10, Fr., C)	5.3	



## YEAR-BY-YEAR RESULTS

## 1990-91

## NCAA TOURNAMENT

#14 AP/#22 UPI

(19-11 Overall: 11-7 - T-3rd Big Ten)

DATE	OPPONENT	MSU-OPP	W/L
11/23/90	Furman (4/-)	78-73	W
11/28/90	Nebraska (5/-)	69-71	L
12/1/90	Bowling Green (5/-)	85-98	L
12/8/90	Detroit (19/-)	83-61	W
12/13/90	Cincinnati (21/-)	65-63	W
12/15/90	IUNLV (21/1)	75-95	L
12/18/90	EVANSVILLE (24/-)	81-76	W
12/20/90	CENTRAL MICH. (24/-)	74-61	W
12/28/90	#GEORGE MASON (25/-)	97-72	W
12/29/90	#LOUISIANA TECH (25/-)	77-62	W
1/3/91	MICHIGAN (25/-)	85-70	W
1/5/91	Iowa (25/22)	66-79	L
1/10/91	WISCONSIN	65-50	W
1/12/91	NORTHWESTERN	66-59	W
1/17/91	Illinois	71-68	W
1/19/91	MINNESOTA	73-64	W
1/23/91	Purdue (22/-)	51-62	L
1/26/91	Indiana (22/3)	63-97	L
1/31/91	OHIO STATE (-/3)	75-61	W
2/7/91	IOWA (25/-)	67-71	L
2/9/91	Wisconsin (25/-)	78-84	2ot L
2/14/91	Northwestern	55-53	W
2/16/91	ILLINOIS	62-58	W
2/23/91	PURDUE	75-58	W
2/25/91	Minnesota	74-72	W
2/28/91	INDIANA (-/5)	56-62	L
3/3/91	Ohio State (-/2)	64-65	L
3/9/91	Michigan	66-59	W
3/15/91	SJW-Green Bay	60-58	W
3/17/91	Utah (-/10)	84-85	2ot L

† played at Palace of Auburn Hills

# Oldsmobile Spartan Classic (1st place)

% NCAA Tournament (Tucson, Ariz.)

## 1990-91 Roster

#	Name (Ht., Year., Pos.)	PPG
3	Kris Weshinsky (6-3, Fr., G)	2.5
11	Mark Montgomery (6-2, Jr., G)	7.5
12	Andy Penick (6-2, Fr., G)	4.0
21	Steve Smith (6-7, Sr., G)	25.1
22	Jeff Casper (6-0, Sr., G)	0.4
24	Shawn Respert (6-3, Fr., G)	0.0
25	Jon Zulauf (6-6, So., F)	1.3
31	Dwayne Stephens (6-7, So., F)	5.3
35	Matt Steigenga (6-7, Jr., F)	12.6
42	Parish Hickman (6-7, Jr., F)	6.0
44	Matt Hofkamp (6-10, Fr., C)	0.8
45	Ron Haley (6-6, So., F)	0.4
54	Mike Peplowski (6-10, So., C)	7.7

## 1991-92

## NCAA TOURNAMENT

#14 AP/#11 UPI/#15 USA Today

(22-8 Overall: 11-7 - T-3rd Big Ten)

DATE	OPPONENT	MSU-OPP	W/L
11/25/91	#Lamar	81-68	W
11/26/91	#Rice	75-67	W
11/27/91	#Arkansas (-/2)	86-71	W
12/4/91	NEBRASKA (22/-)	101-78	W
12/7/91	Dayton (22/-)	83-74	W
12/14/91	DETROIT (T-13/-)	91-75	W
12/17/91	ILL.-CHICAGO (12/-)	75-51	W
12/21/91	CINCINNATI (9/-)	90-89	W
12/27/91	AUSTIN PEAY (9/-)	82-71	W
12/28/91	#STANFORD (9/-)	72-62	W
1/7/92	Ohio State (9/7)	46-62	L
1/11/92	ILLINOIS (9/-)	77-75	W

1/15/92	NORTHWESTERN (11/-)	78-61	W
1/18/92	Minnesota (11/-)	66-70	L
1/22/92	Purdue (14/-)	66-61	W
1/29/92	MICHIGAN (13/15)	79-89	ot L
2/1/92	INDIANA (13/4)	76-60	W
2/6/92	Iowa (11/-)	63-77	L
2/8/92	Wisconsin (11/-)	79-64	W
2/12/92	WISCONSIN (12/-)	76-61	W
2/15/92	Michigan (12/17)	70-59	W
2/19/92	Indiana (11/7)	73-103	L
2/22/92	PURDUE (11/-)	70-68	W
2/29/92	OHIO STATE (12/8)	65-78	L
3/5/92	Northwestern (13/-)	72-55	W
3/7/92	Illinois (13/-)	71-80	L
3/11/92	MINNESOTA (16/-)	66-57	W
3/15/92	IOWA (16/-)	64-53	W
3/20/92	\$\$W Mo. St. (14/-)	61-54	W
3/22/92	\$Cincinnati (14/12)	65-77	L

# Maui Invitational (Maui, Hawaii) - 1st place

# Oldsmobile Spartan Classic (1st place)

% NCAA Tournament (Dayton, Ohio)

## 1991-92 Roster

#	Name (Ht., Year., Pos.)	PPG
3	Kris Weshinsky (6-3, So., G)	6.4
11	Mark Montgomery (6-2, Sr., G)	7.0
12	Andy Penick (6-2, So., G)	1.0
13	Eric Snow (6-3, Fr., G)	1.1
20	Mark Bluem (6-6, Fr., F)	0.6
22	Steve Nicodemus (6-4, Fr., G)	---
23	Daimon Beathia (6-7, Fr., F)	---
24	Shawn Respert (6-3, Fr., G)	15.8
25	Jon Zulauf (6-6, Jr., F)	3.1
31	Dwayne Stephens (6-7, Jr., F)	11.1
34	Anthony Miller (6-9, So., F)	7.2
35	Matt Steigenga (6-7, Sr., F)	10.2
45	Ron Haley (6-6, Jr., F)	0.3
54	Mike Peplowski (6-10, Sr., C)	13.3

## 1992-93

(15-13 Overall: 7-11 - T-8th Big Ten)

DATE	OPPONENT	MSU-OPP	W/L
12/1/92	MOREHEAD ST. (18/-)	121-53	W
12/5/92	#Louisville (18/12)	69-73	L
12/11/92	†Stetson (24/-)	78-59	W
12/12/92	†Loyola-Mary. (24/-)	73-70	W
12/15/92	ILL.-CHICAGO (23/-)	79-75	W
12/19/92	DAYTON (23/-)	65-60	W
12/29/92	NEW HAMPSHIRE (17/-)	81-51	W
12/30/92	SWASH. ST. (17/-)	77-61	W
1/2/93	East Tenn. St. (17/-)	80-69	W
1/6/93	Minnesota (14/-)	57-64	L
1/9/93	ILLINOIS (14/-)	39-52	L
1/13/93	Ohio State (23/21)	77-60	W
1/16/93	Northwestern (23/-)	80-75	W
1/23/93	WISCONSIN (21/-)	66-67	L
1/28/93	IOWA (-/11)	90-96	ot L
1/30/93	Purdue (-/14)	72-64	W
2/2/93	MICHIGAN (25/7)	69-73	L
2/6/93	MINNESOTA (25/-)	75-63	W
2/10/93	Illinois	80-83	L
2/13/93	OHIO STATE	81-66	W
2/17/93	NORTHWESTERN	81-55	W
2/24/93	Wisconsin	62-65	L
2/27/93	Iowa (-/18)	64-66	L
3/3/93	PURDUE (-/24)	58-61	L
3/7/93	Michigan (-/4)	81-87	ot L
3/10/93	Indiana (-/2)	68-99	L
3/13/93	PENN STATE	70-53	W
3/17/93	&Oklahoma	86-88	L

# played at Joe Louis Arena, Detroit

† Los Angeles Classic (Los Angeles, Calif. - 1st place)

# Oldsmobile Spartan Classic (1st place)

&amp; National Invitation Tournament (Norman, Okla.)

## 1992-93 Roster

#	Name (Ht., Year., Pos.)	PPG
3	Kris Weshinsky (6-4, Jr., G)	10.4
4	David Hart (6-4, Fr., G)	0.3
5	Andy Penick (6-2, So., G)	1.5
13	Eric Snow (6-3, So., G)	4.3
20	Mark Bluem (6-6, So., F)	0.0
22	Steve Nicodemus (6-4, Fr., G)	1.1
23	Daimon Beathia (6-7, Fr., F)	2.2
24	Shawn Respert (6-3, So., G)	20.1
25	Jon Zulauf (6-6, Sr., F)	4.4
30	Jamie Feick (6-8, Fr., F)	0.4
31	Dwayne Stephens (6-7, Sr., F)	9.1
34	Anthony Miller (6-9, Jr., F)	6.6
35	Steve Polonowski (6-9, Fr., F)	---
40	Quinton Brooks (6-7, Fr., F)	4.2
54	Mike Peplowski (6-11, Sr., C)	14.5

## 1993-94

## NCAA TOURNAMENT

(20-12 Overall: 10-8 - T-4th Big Ten)

DATE	OPPONENT	MSU-OPP	W/L
11/26/93	!Pacific	83-64	W
11/27/93	!Washington State	71-76	L
11/28/93	!East Tennessee St.	92-69	W
12/4/93	Louisville (-/11)	68-77	L
12/7/93	Cleveland State	90-76	W
12/9/93	EAST TENNESSEE ST.	107-81	W
12/12/93	DETROIT	74-63	W
12/14/93	ILLINOIS-CHICAGO	90-77	W
12/18/93	NEBRASKA	81-85	L
12/21/93	Tennessee	69-60	W
12/28/93	%BOWLING GREEN	62-49	W
12/29/93	%CORNELL	83-69	W
1/5/94	Michigan (-/13)	64-75	L
1/8/94	ILLINOIS (-/21)	79-74	W
1/12/94	Purdue (-/9)	77-89	L
1/15/94	NORTHWESTERN	67-46	W
1/19/94	WISCONSIN (-/14)	70-60	W
1/22/94	Minnesota (-/20)	66-68	L
1/26/94	Ohio State	77-71	W
1/29/94	IOWA	87-84	W
2/2/94	Wisconsin (-/16)	62-87	L
2/5/94	MICHIGAN (-/13)	51-59	L
2/9/94	Illinois	64-72	L
2/12/94	PURDUE (-/10)	70-74	L
2/17/94	Northwestern	60-55	W
2/23/94	MINNESOTA (-/20)	85-68	W
2/26/94	OHIO STATE	75-60	W
3/2/94	Iowa	80-72	W
3/9/94	INDIANA (-/18)	94-78	W
3/12/94	Penn State	70-71	L
3/18/94	+Seton Hall	84-73	W
3/20/94	+Duke (-/10)	74-85	L

! San Juan Shootout (San Juan, P.R. - 3rd place)

% Oldsmobile Spartan Classic (1st place)

+ NCAA Tournament (St. Petersburg, Fla.)

## 1993-94 Roster

#	Name (Ht., Year., Pos.)	PPG
3	Kris Weshinsky (6-4, Sr., G)	8.2
4	David Hart (6-4, So., G)	0.5
13	Eric Snow (6-3, Jr., G)	6.8
20	Mark Prylow (6-3, Jr., G)	1.0
21	Jon Garavaglia (6-9, Jr., F)	2.7
22	Steve Nicodemus (6-4, So., G)	0.8
23	Daimon Beathia (6-7, So., F)	5.0
24	Shawn Respert (6-3, Jr., G)	24.3
30	Jamie Feick (6-8, So., F)	3.0
34	Anthony Miller (6-9, Sr., F)	12.6
35	Steve Polonowski (6-9, Fr., F)	1.4
40	Quinton Brooks (6-7, So., F)	11.3
42	Eric Qualman (6-6, Sr., F)	0.5

## YEAR-BY-YEAR RESULTS

## 1994-95

## NCAA TOURNAMENT

#11 AP/#10 UPI/#20 USA Today

(22-6 Overall: 14-4 - 2nd Big Ten)

DATE	OPPONENT	MSU-OPP	W/L
11/30/94	Ill.-Chicago (18/-)	92-78	W
12/3/94	LOUISVILLE (18/-)	85-71	W
12/10/94	Nebraska (15/-)	91-96	L
12/12/94	CLEVELAND ST. (18/-)	111-68	W
12/17/94	Detroit (18/-)	80-63	W
12/20/94	TENNESSEE (17/-)	79-68	W
12/29/94	#BALL STATE (15/-)	117-95	W
12/30/94	#LONG BEACH ST. (15/-)	70-60	W
1/4/95	Wisconsin (14/-)	78-64	W
1/7/95	IOWA (14/22)	69-68	W
1/11/95	Indiana (11/-)	82-89	L
1/14/95	OKLAHOMA ST. (11/-)	70-69	W
1/18/95	NORTHWESTERN (12/-)	93-56	W
1/22/95	Michigan (12/-)	73-71	W
1/25/95	MINNESOTA (10/-)	54-53	W
1/28/95	Illinois (10/-)	75-67	W
2/2/95	PENN STATE (9/-)	82-62	W
2/4/95	Ohio State (9/-)	67-58	W
2/7/95	PURDUE (7/25)	69-78	L
2/11/95	Penn State (7/-)	68-53	W
2/15/95	ILLINOIS (8/-)	68-58	W
2/18/95	Minnesota (8/24)	57-66	L
2/21/95	MICHIGAN (12/-)	67-64	W
2/25/95	Northwestern (12/-)	83-60	W
3/5/95	INDIANA (10/-)	67-61	W
3/8/95	Iowa (9/-)	78-79	L
3/11/95	WISCONSIN (9/-)	97-72	W
3/17/95	+Weber State (11/-)	72-79	L

# Oldsmobile Spartan Classic (1st place)

+ NCAA Tournament (Tallahassee, Fla.)

## 1994-95 Roster

#	Name (Ht., Year., Pos.)	PPG
3	Thomas Kelley (6-2, Fr., G)	1.4
4	David Hart (6-4, Jr., G)	0.5
5	Ray Weathers (6-3, So., G)	3.5
12	Andy Penick (6-2, Sr., G)	1.6
13	Eric Snow (6-3, Sr., G)	10.8
15	Mike Respert (5-11, So., G)	1.3
20	Mark Pylow (6-3, Sr., G)	0.8
21	Jon Garavaglia (6-9, So., F)	7.6
22	Steve Nicodemus (6-4, Jr., G)	1.2
23	Daimon Beathea (6-7, Jr., F)	5.0
24	Shawn Respert (6-3, Sr., G)	25.6
30	Jamie Feick (6-9, Jr., F)	9.9
35	Steve Polonowski (6-9, So., F)	2.2
40	Quinton Brooks (6-9, Jr., F)	11.3

TOM  
IZZO

1995-SA

643-254 (.717)

Hall of Fame coach  
Tom Izzo took over as  
head coach in 1995

on a mission to turn Michigan State into one of the elite college basketball programs in the nation. A 1977 Division II All-American at Northern Michigan University, Izzo began his coaching career in 1977-78 at Ishpeming High School. After serving at Northern Michigan as an assistant coach. In 1990, he was appointed associate head coach and in 1995 he took over the head coaching duties after Jud Heathcote's retirement. After two seasons in which MSU appeared in the NIT, Izzo led the Spartans to a Big Ten Championship in 1998 and an appearance in the NCAA Tournament. In 1999, MSU appeared in its first Final Four since 1979. One year later, MSU won the 2000 NCAA National Championship. In 2001, Izzo led the Spartans to a fourth-straight Big Ten Championship and a third-straight Final Four. Michigan State returned to the Final Four in 2005. In 2009 and 2010, MSU won the regular-season Big Ten title and advanced to the Final Four. In 2015, MSU entered the NCAA Tournament as a No. 7 seed, but advanced to Izzo's seventh Final Four. The Spartans won the Big Ten regular season and the tournament title for a Big Ten-best sixth time in 2019 en route to the Final Four. In addition, his teams captured Big Ten Tournament titles in 1999, 2000, 2012, 2014 and 2016. He won Big Ten Coach of the Year honors for the third time in his career in 2012, while leading MSU to the seventh Big Ten title of his career. He also won the Big Ten honor in 1998 and 2009. Izzo has earned eight National Coach of the Year honors. He was inducted into the Naismith Memorial Basketball Hall of Fame in 2016.

## 1995-96

(16-16 Overall: 9-9 - 7th Big Ten)

DATE	OPPONENT	MSU-OPP	W/L
11/20/95	!Chaminade	69-66	W
11/21/95	!North Carolina (-20)	70-92	L
11/22/95	!Santa Clara	71-77	L
11/28/95	#Arkansas (-25)	75-72	W
12/2/95	Louisville (-18)	59-79	L
12/6/95	EVANSVILLE	67-63	W
12/10/95	DETROIT	61-63	L
12/16/95	Kansas State	67-54	W
12/18/95	Oklahoma State	57-68	L
12/21/95	EAST TENNESSEE ST.	63-57	W
12/29/95	*CENTRAL MICHIGAN	62-69	L
12/30/95	*IDAHO STATE	68-55	W
1/4/96	INDIANA	65-60	W
1/6/96	Illinois (-13)	68-58	W
1/13/96	MICHIGAN (-23)	54-76	L
1/17/96	Wisconsin	48-61	L
1/20/96	IOWA (-16)	62-60	W
1/24/96	NORTHWESTERN	68-54	W

1/27/96	Minnesota	68-54	W
1/31/96	PENN STATE (-10)	61-58	W
2/3/96	Purdue (-17)	51-56	L
2/7/96	OHIO STATE	55-41	W
2/10/96	Penn State	50-54	L
2/14/96	MINNESOTA	63-64	2ot L
2/17/96	Northwestern	75-57	W
2/21/96	Iowa	47-83	L
2/24/96	WISCONSIN	52-73	L
2/27/96	Michigan	46-75	L
3/6/96	ILLINOIS	77-67	W
3/10/96	Indiana	53-57	L
3/13/96	& WASHINGTON	64-50	W
3/19/96	+Fresno State	70-80	L

! Maui Invitational (Maui, Hawaii - 5th place)

\* Oldsmobile Spartan Classic (3rd place)

&amp; National Invitation Tournament (East Lansing)

+ National Invitation Tournament (Fresno, Calif.)

## 1995-96 Roster

#	Name (Ht., Year., Pos.)	PPG
3	Thomas Kelley (6-2, So. G)	5.1
5	Ray Weathers (6-3, Jr., G)	9.7
10	Anthony Mull (6-4, Jr., G)	2.8
11	Jason Klein (6-7, Fr., G/F)	2.1
13	Antonio Smith (6-8, Fr., F)	4.3
14	Jason Webber (6-5, Fr., G)	---
15	Mike Respert (5-11, Jr., G)	2.4
22	Steve Nicodemus (6-7, Sr., G)	0.7
23	Daimon Beathea (6-7, Sr., F)	5.5
25	Jon Garavaglia (6-9, Jr., F)	5.1
30	Jamie Feick (6-9, Sr., C)	10.1
35	Steve Polonowski (6-9, Jr., F)	0.6
40	Quinton Brooks (6-7, Sr., F)	16.3
42	Morris Peterson (6-6, Fr., F)	0.5
44	David Hart (6-4, Sr., G)	0.0

## 1996-97

(17-12 Overall: 9-9 - T-6th Big Ten)

DATE	OPPONENT	MSU-OPP	W/L
11/25/96	EAST TENNESSEE ST.	83-45	W
12/3/96	CLEVELAND STATE	83-78	W
12/5/96	ILLINOIS-CHICAGO	90-60	W
12/14/96	Detroit	84-86	3ot L
12/17/96	Evansville	86-77	W
12/21/96	KANSAS STATE	75-43	W
12/27/96	*KENT STATE	83-64	W
12/28/96	*WEBER STATE	83-51	W
1/2/97	Indiana (-12)	65-77	L
1/4/97	MINNESOTA (-16)	43-68	L
1/9/97	Wisconsin	58-50	W
1/11/97	OHIO STATE	69-66	W
1/15/97	Penn State	69-58	W
1/18/97	NORTHWESTERN	75-62	W
1/22/97	ILLINOIS	63-66	L
1/25/97	MICHIGAN (-13)	61-74	L
1/29/97	Purdue	62-72	L
2/1/97	Michigan (-16)	65-85	L
2/8/97	PURDUE	62-77	L
2/12/97	IOWA	69-67	W
2/15/97	Illinois (-20)	68-79	L
2/19/97	Northwestern	58-70	L
2/22/97	PENN STATE	71-57	W
2/26/97	Ohio State	67-65	W
3/1/97	WISCONSIN	68-49	W
3/6/97	Minnesota (-2)	74-81	L
3/8/97	INDIANA (-25)	63-60	W
3/12/97	!GEORGE WASHINGTON	65-50	W
3/17/97	& Florida State	63-68	L

! Oldsmobile Spartan Classic (1st place)

&amp; National Invitation Tournament (East Lansing)

+ National Invitation Tournament (Tallahassee, Fla.)





## YEAR-BY-YEAR RESULTS

1996-97 Roster		
#	Name (Ht., Year., Pos.)	PPG
3	Thomas Kelley (6-2, Jr., G)	8.1
5	Ray Weathers (6-3, Sr., G)	13.6
10	Anthony Mull (6-4, Sr., G)	2.0
11	David Thomas (6-7, Fr., G)	1.0
12	Mateen Cleaves (6-2, Fr., G)	10.2
13	Antonio Smith (6-8, So., F)	8.5
14	Jason Webber (6-5, Fr., G/F)	1.4
25	Jon Garavaglia (6-9, Sr., F)	10.5
35	Steve Polonowski (6-9, Sr., F)	2.8
42	Morris Peterson (6-6, Fr., F)	6.8
43	A.J. Granger (6-9, Fr., F)	1.2
44	Jason Klein (6-7, So., G/F)	4.5
54	Ken Miller (6-10, Fr., C)	---
55	Dujan Wiley (6-9, Jr., C)	1.4

## 1997-98

## NCAA TOURNAMENT

## BIG TEN CHAMPIONS

#16 AP/#10 ESPN/USA Today

(22-8 Overall; 13-3 - T-1st Big Ten)

DATE	OPPONENT	MSU-OPP	W/L
11/17/97	EAST TENNESSEE ST.	82-59	W
11/21/97	Illinois-Chicago	58-70	L
11/28/97	ICENTRAL MICHIGAN	89-61	W
11/29/97	IGONZAGA	70-68	W
12/4/97	TEMPLE (-/20)	54-56	L
12/6/97	Cleveland State	85-54	W
12/13/97	DETROIT	65-68	L
12/17/97	WRIGHT STATE	95-52	W
12/20/97	South Florida	68-53	W
12/27/97	EASTERN ILLINOIS	81-69	W
12/30/97	Purdue (-/5)	74-57	W
1/8/98	WISCONSIN	63-40	W
1/10/98	Michigan (-/17)	69-79	L
1/14/98	Minnesota	74-60	W
1/17/98	ILLINOIS	68-64	W
1/21/98	Iowa (-/10)	78-57	W
1/24/98	PENN STATE	71-59	W
1/28/98	INDIANA (22/25)	84-66	W
1/31/98	Northwestern (22/-)	72-66	ot W
2/4/98	Ohio State (16/-)	84-58	W
2/7/98	IOWA (16/24)	75-64	W
2/12/98	Illinois (13/-)	63-84	L
2/14/98	MINNESOTA (13/-)	71-59	W
2/17/98	MICHIGAN (14/22)	80-75	W
2/21/98	Wisconsin (14/-)	56-47	W
3/1/98	PURDUE (10/11)	96-99	ot L
3/6/98	%Minnesota (12/-)	73-76	L
3/12/98	%Eastern Mich. (16/-)	83-71	W
3/14/98	%Princeton (16/8)	63-56	W
3/19/98	%North Carolina (16/11)	58-73	L
! Coca Cola Spartan Classic (first place)			
% Big Ten Tournament (Chicago, Ill.)			
% NCAA Tournament (Hartford, Conn.)			
# NCAA Tournament (Greensboro, N.C.)			

! Coca Cola Spartan Classic (1st place)

% Big Ten Tournament (Chicago, Ill.)

% Big Ten Tournament (Chicago, Ill.)

% NCAA Tournament (Hartford, Conn.)

# NCAA Tournament (Greensboro, N.C.)

1997-98 Roster		
#	Name (Ht., Year., Pos.)	PPG
3	Thomas Kelley (6-2, Sr., G)	---
5	Lorenzo Guess (6-3, Sr., G)	0.5
11	David Thomas (6-7, So., G/F)	3.5
12	Mateen Cleaves (6-2, So., G)	16.1
13	Antonio Smith (6-8, Jr., F)	7.9
14	Charlie Bell (6-3, Fr., G)	9.2
20	Steve Berry (6-6, Fr., F)	0.2
30	Doug Davis (6-3, Fr., G)	2.1
34	Andre Hutson (6-8, Jr., F)	7.5
42	Morris Peterson (6-6, So., G/F)	8.0
43	A.J. Granger (6-9, So., F)	2.6
44	Jason Klein (6-7, Jr., G/F)	11.2

54	Ken Miller (6-10, Fr., C)	0.7
55	Dujan Wiley (6-9, Sr., C)	6.3
---	Rob McKenzie	0.0

## 1998-99

## NCAA FINAL FOUR

## BIG TEN CHAMPIONS

#2 AP/#3 ESPN/USA Today

(33-5 Overall; 15-1 - 1st Big Ten)

DATE	OPPONENT	MSU-OPP	W/L
11/13/98	NE LOUISIANA (5/-)	89-58	W
11/17/98	Oakland (5/-)	96-66	W
11/20/98	Temple (5/7)	59-60	L
11/27/98	!CENTRAL FLORIDA (5/-)	87-64	W
11/28/98	!WESTERN MICH. (7/-)	90-66	W
12/2/98	+Duke (9/4)	67-73	L
12/5/98	Connecticut (9/1)	68-82	L
12/10/98	East Tenn. St. (14/-)	86-53	W
12/13/98	ILL.-CHICAGO (14/-)	77-33	W
12/21/98	*Pepperdine (14/-)	79-67	W
12/22/98	*Tulsa (15/-)	68-58	W
12/23/98	*Alabama (15/-)	75-58	W
12/30/98	UNC ASHEVILLE (13/-)	64-39	W
1/2/99	LOUISVILLE (13/-)	69-57	W
1/6/99	Wisconsin (12/24)	51-66	L
1/9/99	MICHIGAN (12/-)	81-67	W
1/13/99	MINNESOTA (14/19)	71-55	W
1/16/99	Illinois (14/-)	51-49	W
1/21/99	IOWA (11/14)	80-65	W
1/24/99	Indiana (11/18)	73-59	W
1/27/99	OHIO STATE (8/15)	76-71	W
1/30/99	NORTHWESTERN (8/-)	65-48	W
2/2/99	Penn State (8/-)	70-68	W
2/6/99	Iowa (8/14)	95-81	W
2/11/99	ILLINOIS (5/-)	61-44	W
2/13/99	Minnesota (5/22)	84-82	W
2/16/99	PURDUE (4/17)	82-69	W
2/18/99	Michigan (4/-)	73-58	W
2/21/99	WISCONSIN (4/13)	56-51	W
2/28/99	Purdue (3/23)	60-46	W
3/5/99	*Northwestern (2/-)	61-59	W
3/6/99	*Wisconsin (2/19)	56-41	W
3/7/99	*Illinois (2/-)	67-50	W
3/12/99	\$Mt. St. Mary's (2/-)	76-53	W
3/14/99	\$Mississippi (2/-)	74-66	W
3/19/99	&Oklahoma (2/-)	54-46	W
3/21/99	&Kentucky (2/8)	73-66	W
3/27/99	#Duke (2/1)	62-68	L

! Coca Cola Spartan Classic (1st place)

+ Great Eight (Chicago, Ill.)

\* Pearl Harbor Classic (Laie, Hawaii - 1st place)

% Big Ten Tournament (Chicago, Ill.)

% NCAA Tournament (Milwaukee, Wis.)

&amp; NCAA Tournament (St. Louis, Mo.)

# NCAA Final Four (St. Petersburg, Fla.)

1998-99 Roster

#	Name (Ht., Year., Pos.)	PPG
3	Thomas Kelley (6-2, Sr., G)	5.1
5	Lorenzo Guess (6-3, So., G)	0.8
10	Tony Schombri (6-2, Fr., G)	---
11	David Thomas (6-7, Jr., G/F)	---
12	Mateen Cleaves (6-2, Jr., G)	11.7
13	Antonio Smith (6-8, Sr., F)	6.5
14	Charlie Bell (6-3, So., G)	7.8
15	Mat Ishbia (5-10, Fr., G)	---
23	Brandon Smith (5-11, So., G)	0.2
25	Steve Cherry (6-6, So., F)	0.5
30	Doug Davis (6-3, So., G)	1.9
34	Andre Hutson (6-8, Jr., F)	9.9
42	Morris Peterson (6-6, Jr., G/F)	13.6
43	A.J. Granger (6-9, Jr., F)	6.6

## 1999-2000

## NATIONAL CHAMPIONS

## BIG TEN CHAMPIONS

#2 AP/#1 ESPN/USA Today

(32-7 Overall; 13-3 - T-1st Big Ten)

DATE	OPPONENT	MSU-OPP	W/L
11/22/99	TOLEDO (3/-)	78-33	W
11/25/99	^Providence (3/-)	82-58	W
11/26/99	^South Carolina (3/-)	59-56	W
11/27/99	^Texas (3/20)	74-81	L
12/1/99	North Carolina (8/2)	86-76	W
12/3/99	!HOWARD (8/-)	75-45	W
12/4/99	!EASTERN MICH. (8/-)	74-57	W
12/7/99	+Kansas (4/5)	66-54	W
12/11/99	Arizona (4/2)	68-79	L
12/18/99	OAKLAND (5/-)	86-51	W
12/23/99	Kentucky (5/-)	58-60	L
12/28/99	MISS. VALLEY ST. (8/-)	96-63	W
12/30/99	Wright State (8/-)	49-53	L
1/5/00	PENN STATE (11/-)	76-63	W
1/8/00	Iowa (11/-)	75-53	W
1/11/00	INDIANA (11/9)	77-71	ot W
1/20/00	Ohio State (10/13)	67-78	L
1/22/00	NORTHWESTERN (10/-)	69-45	W
1/27/00	Northwestern (9/-)	59-29	W
1/30/00	ILLINOIS (9/-)	91-66	W
2/1/00	Michigan (8/-)	82-62	W
2/5/00	CONNECTICUT (8/7)	85-66	W
2/8/00	Purdue (6/-)	67-70	L
2/12/00	Wisconsin (6/-)	61-44	W
2/15/00	OHIO STATE (6/7)	83-72	W
2/19/00	WISCONSIN (6/-)	59-54	W
2/23/00	Penn State (5/-)	79-63	W
2/26/00	Indiana (5/16)	79-81	ot L
3/2/00	*MINNESOTA (7/-)	79-43	W
3/4/00	*MICHIGAN (7/-)	114-63	W
3/10/00	*Iowa (5/-)	75-65	W
3/11/00	*Wisconsin (5/-)	55-46	W
3/12/00	*Illinois (5/25)	76-61	W
3/16/00	\$Valparaiso (2/-)	65-38	W
3/18/00	\$Utah (2/-)	73-61	W
3/23/00	&Syracuse (2/16)	75-58	W
3/25/00	&Iowa State (2/6)	75-64	W
4/1/00	%Wisconsin (2/-)	53-41	W
4/3/00	#Florida (2/13)	89-76	W
^ Puerto Rico Shootout (Bayamon, P.R. - 2nd place)			
! Coca Cola Spartan Classic			
+ Great Eight (Chicago, Ill.)			
* Big Ten Tournament (Chicago, Ill.)			
# NCAA Tourney (Cleveland, Ohio)			
& NCAA Tournament (Auburn Hills, Mich.)			
\$ NCAA Final Four (Indianapolis, Ind.)			

^ Puerto Rico Shootout (Bayamon, P.R. - 2nd place)

! Coca Cola Spartan Classic

+ Great Eight (Chicago, Ill.)

% Big Ten Tournament (Chicago, Ill.)

\$ NCAA Tournament (Cleveland, Ohio)

&amp; NCAA Tournament (Auburn Hills, Mich.)

# NCAA Final Four (Indianapolis, Ind.)

1999-2000 Roster

#	Name (Ht., Year., Pos.)	PPG
3	Adam Wolfe (6-9, Fr., F)	---
10	Brandon Smith (5-11, Jr., G)	0.4
11	David Thomas (6-7, Jr., G/F)	2.4
12	Mateen Cleaves (6-2, Sr., G)	12.1
14	Charlie Bell (6-3, Jr. G)	11.5
15	Mat Ishbia (5-10, Fr., G)	0.5
20	Mike Chappell (6-9, Jr., F)	5.9
22	Steve Cherry (6-6, Jr., F)	0.7
23	Jason Richardson (6-6, Fr., G/F)	5.1
25	Aloysius Anagnone (6-8, Fr., F)	2.9
34	Andre Hutson (6-8, Jr., F)	10.2
42	Morris Peterson (6-7, Sr., F)	16.8
43	A.J. Granger (6-9, Sr., F)	9.5
44	Jason Andreas (6-10, Fr., C)	---
55	Adam Ballinger (6-9, Fr., F)	2.0

## YEAR-BY-YEAR RESULTS

## 2000-01

NCAA FINAL FOUR  
BIG TEN CHAMPIONS

#3 AP/#3 ESPN/USA Today

(28-5 Overall; 13-3 - T-1st Big Ten)

DATE	OPPONENT	MSU-OPP	W/L
11/19/00	OAKLAND (3/-)	97-61	W
11/24/00	CORNELL (4/-)	89-56	W
11/25/00	EASTERN WASH. (4/-)	83-61	W
11/29/00	NORTH CAROLINA (3/6)	77-64	W
12/2/00	ILL. - CHICAGO (3/-)	97-53	W
12/6/00	FLORIDA (2/8)	99-83	W
12/9/00	Loyola (Ill.) (2/-)	103-71	W
12/16/00	KENTUCKY (2/-)	46-45	W
12/19/00	+Seton Hall (2/8)	72-57	W
12/27/00	%Bowling Green (1/-)	85-69	W
12/30/00	WRIGHT STATE (1/-)	88-61	W
1/3/01	PENN STATE (1/-)	98-73	W
1/7/01	Indiana (1/-)	58-59	L
1/10/01	NORTHWESTERN (3/-)	84-53	W
1/13/01	WISCONSIN (3/17)	69-59	OT
1/21/01	OHIO STATE (3/-)	71-56	W
1/24/01	Northwestern (3/-)	74-58	W
1/27/01	Ohio State (3/-)	55-64	L
1/30/01	Michigan (5/-)	91-64	W
2/4/01	PURDUE (5/-)	72-55	W
2/6/01	Illinois (4/7)	66-77	L
2/10/01	Minnesota (4/-)	94-83	W
2/18/01	IOWA (5/25)	94-70	W
2/20/01	INDIANA (5/-)	66-57	W
2/24/01	Penn State (5/-)	76-57	W
2/27/01	Wisconsin (3/22)	51-47	W
3/3/01	MICHIGAN (3/-)	78-57	W
3/9/01	*Penn State (2/-)	63-65	L
3/16/01	*Alabama St. (3/-)	69-35	W
3/18/01	*Fresno State (3/-)	81-65	W
3/27/01	& Gonzaga (3/-)	77-62	W
3/25/01	& Temple (3/-)	69-62	W
3/31/01	#Arizona (3/5)	61-80	L

! Coca Cola Spartan Classic (1st place)

+ Jimmy V Classic (East Rutherford, N.J.)

% Sprite Holiday Classic (Auburn Hills, Mich.)

\* Big Ten Tournament (Chicago, Ill.)

% NCAA Tournament (Memphis, Tenn.)

&amp; NCAA Tournament (Atlanta, Ga.)

# NCAA Final Four (Minneapolis, Minn.)

## 2000-01 Roster

#	Name (Ht., Year., Pos.)	PPG
1	Marcus Taylor (6-3, Fr., G)	7.4
3	Adam Wolfe (6-9, Fr., F)	1.7
10	Brandon Smith (5-11, Sr., G)	0.4
11	David Thomas (6-7, Sr., G/F)	5.4
14	Charlie Bell (6-3, Sr., G)	13.5
15	Mat Ishbia (5-10, So., G)	0.3
20	Mike Chappell (6-9, Sr., G/F)	4.7
23	Jason Richardson (6-6, So., G/F)	14.7
25	Aloysius Anagonye (6-8, So., F)	4.7
30	Tim Bograkovs (6-2, Fr., G)	---
34	Andre Hutson (6-8, Sr., F)	13.8
44	Jason Andreas (6-10, Fr., C)	0.5
50	Zach Randolph (6-9, Fr., C)	10.8
55	Adam Ballinger (6-9, So., F)	1.9

## 2001-02

## NCAA TOURNAMENT

(19-12 Overall; 10-6 - 5th Big Ten)

DATE	OPPONENT	MSU-OPP	W/L
11/12/01	+DETROIT (15/-)	80-70	W
11/14/01	+OKLAHOMA (15/25)	67-55	W
11/21/01	& Syracuse (13/18)	58-69	L
11/23/01	& Fresno St. (13/23)	58-63	L
11/30/01	!IPFW (22/-)	81-68	W
12/1/01	!LAMAR (22/-)	80-71	W
12/5/01	Florida (24/6)	70-74	L
12/9/01	NICHOLLS ST. (24/-)	92-38	W
12/15/01	ARIZONA (23/6)	74-60	W
12/17/01	UNC ASHEVILLE (17/-)	76-56	W
12/19/01	OAKLAND (17/-)	78-50	W
12/22/01	SETON HALL (17/-)	68-64	W
12/29/01	%Stanford (13/16)	64-75	L
1/5/02	Minnesota (19/-)	67-70	L
1/8/02	Indiana (25/-)	65-83	L
1/12/02	WISCONSIN (25/-)	63-64	L
1/16/02	PURDUE	65-56	W
1/19/02	Penn State	77-65	W
1/22/02	Iowa	71-75	L
1/30/02	MICHIGAN	71-44	W
2/3/02	Illinois (-/12)	67-61	W
2/6/02	Northwestern	49-61	L
2/10/02	OHIO STATE (-/16)	67-64	W
2/12/02	ILLINOIS (-/18)	61-63	L
2/16/02	Purdue	62-59	W
2/21/02	MINNESOTA	74-55	W
2/24/02	INDIANA (-/23)	57-54	W
2/26/02	Ohio State (-/18)	81-76	W
3/2/02	IOWA	93-79	W
3/9/02	*Indiana (-/22)	56-67	L
3/15/02	*North Carolina St.	58-69	L

! Coca Cola Spartan Classic

% Preseason NIT (East Lansing)

&amp; Preseason NIT (New York - 4th place)

% Pete Newell Challenge (Oakland, Calif.)

\* Big Ten Tournament (Indianapolis, Ind.)

% NCAA Tournament (Washington, D.C.)

## 2001-02 Roster

#	Name (Ht., Year., Pos.)	PPG
1	Marcus Taylor (6-3, So., G)	16.8
3	Adam Wolfe (6-9, So., F)	9.4
5	Chris Hill (6-3, Fr., G)	11.5
10	Aaron Alexander (6-5, Fr., F)	0.3
11	Mat Ishbia (5-10, Sr., G)	1.1
15	Alan Anderson (6-6, Fr., G)	6.5
20	Jayson Vincent (6-4, Fr., G)	---
23	Kelvin Torbert (6-4, Fr., G)	8.2
25	Aloysius Anagonye (6-8, Jr., F)	7.7
30	Tim Bograkovs (6-2, Fr., G)	1.4
44	Jason Andreas (6-10, So., C)	2.6
52	Brian Westrick (6-5, Jr., F)	0.8
55	Adam Ballinger (6-9, Jr., F)	11.2

## 2002-03

## NCAA TOURNAMENT

#18 ESPN/USA Today

(22-13 Overall; 10-6 - T-3rd Big Ten)

DATE	OPPONENT	MSU-OPP	W/L
11/22/02	UNC ASHEVILLE (9/-)	66-52	W
11/28/03	%Montana (9/-)	80-60	W
11/29/02	%Villanova (9/-)	73-81	L
11/30/02	%Oklahoma St. (9/-)	61-64	L
12/4/02	VIRGINIA (21/22)	82-75	W
12/8/02	CLEVELAND ST. (21/-)	79-47	W
12/14/02	Kentucky (21/12)	71-67	W
12/17/02	LOYOLA (15/-)	80-54	W
12/21/02	SOUTH FLORIDA (15/-)	65-56	W
12/28/02	JACKSONVILLE ST. (15/-)	76-52	W
12/30/02	TOLEDO (14/-)	76-81	L
1/4/03	+Oklahoma (14/10)	58-60	L
1/9/03	OHIO STATE (25/-)	66-55	W
1/11/03	Iowa (25/-)	64-68	L
1/14/03	Purdue	60-72	L
1/18/03	Minnesota	69-77	L
1/22/03	PENN STATE	70-36	W
1/26/03	Michigan	58-60	L
1/28/03	INDIANA (-/19)	61-54	W
2/2/03	ILLINOIS (-/13)	68-65	W
2/8/03	Indiana	67-62	OT
2/11/03	Wisconsin	53-64	L
2/15/03	NORTHWESTERN	64-51	W
2/18/03	Illinois (-/20)	40-70	L
2/23/03	SYRACUSE (-/15)	75-76	L
2/26/03	MINNESOTA	71-61	W
3/1/03	PURDUE	69-61	W
3/5/03	IOWA	82-54	W
3/8/03	Ohio State	72-58	W
3/14/03	*Purdue	54-42	W
3/15/03	*Ohio State	54-55	L
3/21/03	%Colorado	79-64	W
3/23/03	%Florida (-/10)	68-46	W
3/28/03	& Maryland (-/17)	60-58	W
3/30/03	& Texas (-/5)	76-85	L

+ Great Alaska Shootout (Anchorage - 4th place)

+ All College Classic (Oklahoma City, Okla.)

\* Big Ten Tournament (Chicago, Ill.)

% NCAA Tournament (Tampa, Fla.)

&amp; NCAA Tournament (San Antonio, Texas)

## 2002-03 Roster

#	Name (Ht., Year., Pos.)	PPG
2	Anthony Hamo (6-2, Fr., G)	---
3	Adam Wolfe (6-9, Jr., F)	1.4
5	Chris Hill (6-3, So., G)	13.7
11	Rashi Johnson (6-2, Jr., G)	1.0
13	Maurice Ager (6-4, Fr., G)	6.7
15	Alan Anderson (6-6, So., F)	9.8
20	Jayson Vincent (6-4, Fr., G)	0.3
23	Kelvin Torbert (6-4, So., G)	8.7
25	Aloysius Anagonye (6-8, Sr., F)	7.4
30	Tim Bograkovs (6-2, So., G)	1.6
40	Paul Davis (6-11, Fr., C)	7.8
41	Erazem Lorbek (6-10, Fr., F)	6.4
43	Andy Harvey (6-5, Fr., F)	0.0
44	Jason Andreas (6-10, Jr., C)	1.0
50	Delco Rowley (6-8, Fr., F)	---
52	Brian Westrick (6-5, Sr., F)	0.2
55	Adam Ballinger (6-9, Sr., F)	5.5



## YEAR-BY-YEAR RESULTS

## 2003-04

## NCAA TOURNAMENT

(18-12 Overall: 12-4 - T-2nd Big Ten)

DATE	OPPONENT	MSU-OPP	W/L
11/21/03	BUCKNELL (3/-)	64-52	W
11/25/03	Kansas (3/6)	74-81	L
11/29/03	PENN (3/-)	77-52	W
11/30/03	DEPAUL (3/-)	89-81	W
12/3/03	DUKE (5/6)	50-72	L
12/6/03	+Oklahoma (5/14)	77-80	ot L
12/13/03	%Kentucky (21/8)	74-79	L
12/16/03	SOUTH FLORIDA (25/-)	73-60	W
12/20/03	at UCLA (25/-)	58-64	L
12/30/03	COPPIN STATE	78-72	W
1/3/04	Syracuse (-/17)	83-96	L
1/10/04	Wisconsin (-/21)	64-77	L
1/14/04	PENN STATE	76-58	W
1/17/04	MICHIGAN	71-54	W
1/21/04	Northwestern	73-61	W
1/25/04	Purdue (-/23)	70-76	ot L
1/28/04	Minnesota	79-78	ot W
1/31/04	INDIANA	84-72	W
2/4/04	IOWA	89-72	W
2/7/04	Ohio State	84-70	W
2/10/04	Illinois	51-75	L
2/14/04	MINNESOTA	69-58	W
2/17/04	PURDUE	62-55	W
2/21/04	NORTHWESTERN	66-56	W
2/24/04	Michigan	72-69	W
2/28/04	Penn State	67-42	W
3/2/04	WISCONSIN (-/17)	64-68	ot L
3/12/04	*Northwestern	68-55	W
3/13/04	*Wisconsin (-/10)	66-68	L
3/18/04	\$Nevada	66-72	L

% The Basketball (Detroit, Mich. - Ford Field; Attn: 78,129)

! Spartan Classic

+ Spartan Clash (Auburn Hills, Mich.)

\* Big Ten Tournament (Indianapolis, Ind.)

\$ NCAA Tournament (Seattle, Wash.)

## 2003-04 Roster

#	Name (Ht., Year, Pos.)	PPG
2	Brandon Cotton (6-0, Fr., G)	1.0
3	Shannon Brown (6-3, Fr., G)	7.9
5	Chris Hill (6-3, Jr., G)	13.8
10	Tyrone Deacon (6-2, Fr., G)	---
11	Rashii Johnson (6-2, Sr., G)	0.7
13	Maurice Ager (6-4, So., G)	8.5
15	Alan Anderson (6-6, Jr., G/F)	8.1
20	Matt Trannon (6-6, So., F)	1.2
22	Anthony Hamo (6-2, Fr., G)	0.4
23	Kelvin Torbert (6-4, Jr., G)	10.7
25	Jake Hogeboom (6-1, Fr., G)	---
30	Tim Bograkovs (6-2, Jr., G)	0.9
34	Drew Naymick (6-10, Fr., C)	0.6
37	Paul Davis (6-11, So., C)	15.8
43	Andy Harvey (6-5, So., F)	0.0
44	Jason Andreas (6-10, Sr., C)	2.8
50	Delco Rowley (6-8, Fr., F)	1.2
54	Justin Ockerman (6-9, Fr., C)	0.4

## 2004-05

## NCAA FINAL FOUR

#15 AP/#4 ESPN/USA Today

(26-7 Overall: 13-3 - 2nd Big Ten)

DATE	OPPONENT	MSU-OPP	W/L
11/19/04	FLORIDA A&M (13/-)	104-72	W
11/23/04	GREEN BAY (10/-)	104-46	W
11/27/04	NICHOLLS ST. (10/-)	102-52	W
11/30/04	Duke (11/10)	74-81	L
12/4/04	+George Wash. (11/-)	83-96	L
12/5/04	+George Mason (11/-)	66-60	W
12/11/04	%Stanford (20/-)	78-53	W
12/18/04	DELAWARE ST. (21/-)	63-45	W
12/21/04	UCLA (23/-)	76-64	W
12/29/04	UNC ASHEVILLE (23/-)	92-63	W
1/5/05	Penn State (20/-)	84-58	W
1/8/05	NORTHWESTERN (20/-)	87-58	W
1/16/05	Wisconsin (15/-)	59-62	L
1/18/05	PURDUE (19/-)	71-64	W
1/22/05	Minnesota (19/-)	69-55	W
1/27/05	MICHIGAN (15/-)	64-53	W
1/29/05	OAKLAND (15/-)	92-75	W
2/1/05	ILLINOIS (12/1)	68-81	L
2/5/05	Iowa (12/-)	75-64	W
2/9/05	OHIO STATE (13/-)	83-69	W
2/12/05	Michigan (13/-)	64-49	W
2/16/05	MINNESOTA (11/-)	81-62	W
2/19/05	Purdue (11/-)	68-57	W
2/24/05	WISCONSIN (10/20)	77-64	W
2/27/05	Indiana (10/-)	74-78	ot L
3/2/05	Northwestern (14/-)	69-58	W
3/5/05	PENN STATE (11/-)	90-64	W
3/11/05	*Iowa (13/-)	69-71	L
3/18/05	Solid Dominion (15/-)	89-81	W
3/20/05	\$Vermont (15/-)	72-61	W
3/25/05	&Duke (15/3)	78-68	W
3/27/05	&Kentucky (15/7)	94-88	2ot W
4/2/05	#North Carolina (15/2)	71-87	L

+ BB&amp;T Classic (Washington, D.C. - 3rd place)

% Spartan Clash (Auburn Hills, Mich.)

\* Big Ten Tournament (Chicago, Ill.)

\$ NCAA Tournament (Worcester, Mass.)

&amp; NCAA Tournament (Austin, Texas)

# NCAA Final Four (St. Louis, Mo.)

## 2004-05 Roster

#	Name (Ht., Year, Pos.)	PPG
00	Idong Ibok (6-10, Fr., C)	---
3	Shannon Brown (6-4, So., G)	10.9
5	Chris Hill (6-3, Sr., G)	8.8
10	Jason Aerts (6-6, Jr., F)	0.9
12	Drew Neitzel (6-0, Fr., G)	3.5
13	Maurice Ager (6-5, Jr., G)	14.1
14	Goran Suton (6-10, Fr., C)	---
15	Alan Anderson (6-6, Sr., G/F)	13.2
20	Matt Trannon (6-6, Jr., F)	2.3
22	Anthony Hamo (6-2, So., G)	0.0
23	Kelvin Tolbert (6-4, Sr., G)	9.5
30	Tim Bograkovs (6-2, Sr., G)	1.5
34	Drew Naymick (6-10, So., C)	1.5
40	Paul Davis (6-11, Jr., C)	12.3
42	Marquise Gray (6-8, Fr., F)	---
43	Andy Harvey (6-5, Sr., F)	---
50	Delco Rowley (6-8, So., F)	1.8

## 2005-06

## NCAA TOURNAMENT

(22-12 Overall: 8-8 - T-6th Big Ten)

DATE	OPPONENT	MSU-OPP	W/L
11/19/05	Hawaii (4/-)	62-84	L
11/21/05	+Chaminade (12/-)	89-67	W
11/22/05	+Gonzaga (12/8)	106-109	3ot L
11/23/05	+Arizona (12/9)	74-71	ot W
11/27/05	IPFW (12/-)	84-73	W
11/30/05	GEORGIA TECH (13/-)	88-86	W
12/3/05	%UALR (13/-)	72-67	W
12/6/05	#Boston College (14/6)	77-70	W
12/10/05	\$Wichita State (14/-)	83-64	W
12/16/05	CLEVELAND ST. (12/-)	83-75	W
12/18/05	FLORIDA INTER. (12/-)	85-58	W
12/21/05	UW-Green Bay (10/-)	98-69	W
12/28/05	TENN. TECH (9/-)	80-63	W
12/31/05	COPPIN STATE (9/-)	78-54	W
1/5/06	Illinois (7/6)	50-60	L
1/8/06	Wisconsin (7/-)	63-82	L
1/11/06	INDIANA (14/9)	87-73	W
1/15/06	Ohio State (14/19)	62-59	2ot W
1/21/06	IOWA (11/23)	85-55	W
1/25/06	Michigan (11/-)	67-72	L
1/28/06	PENN STATE (11/-)	69-60	W
2/4/06	Northwestern (12/-)	77-66	W
2/8/06	PURDUE (12/-)	77-52	W
2/11/06	Minnesota (12/-)	55-69	L
2/14/06	Iowa (16/18)	54-66	L
2/18/06	MICHIGAN (16/-)	90-71	W
2/22/06	OHIO STATE (18/13)	68-79	L
2/26/06	Indiana (18/-)	71-78	L
3/2/06	WISCONSIN (25/-)	74-65	W
3/4/06	ILLINOIS (25/10)	68-75	L
3/9/06	*Purdue	70-58	W
3/10/06	*Illinois (-/9)	61-56	W
3/11/06	*Iowa (-/20)	48-53	L
3/17/06	&George Mason	65-75	L

+ Maui Invitational (Lahaina, Hawaii - 3rd place)

% Grand Rapids, Mich.

# Jimmy V Classic (New York, N.Y.)

\$ Spartan Clash (Auburn Hills, Mich.)

\* Big Ten Tournament (Indianapolis, Ind.)

&amp; NCAA Tournament (Dayton, Ohio)

## 2005-06 Roster

#	Name (Ht., Year, Pos.)	PPG
00	Idong Ibok (6-11, Fr., C)	0.4
1	Brandon Darnton (5-10, So., G)	0.0
2	Bryan Tibaldi (6-1, So., G)	0.0
3	Shannon Brown (6-4, Jr., G)	17.2
5	Travis Walton (6-2, Fr., G)	1.8
10	Jason Aerts (6-6, Sr., F)	0.2
11	Drew Neitzel (6-0, So., G)	8.3
13	Maurice Ager (6-5, Sr., G)	19.3
14	Goran Suton (6-10, Fr., C)	3.0
15	DeMarcus Ducre (5-10, So., G)	0.8
20	Matt Trannon (6-6, Sr., F)	4.6
22	Anthony Hamo (6-2, Sr., G)	0.2
23	Maurice Joseph (6-4, Fr., G)	0.7
34	Drew Naymick (6-10, Jr., C)	1.1
40	Paul Davis (6-11, Sr., C)	17.5
41	Marquise Gray (6-8, Fr., F)	3.0
43	Jake Hannon (6-5, So., F)	0.7
50	Delco Rowley (6-8, Jr., F)	1.0



# YEAR-BY-YEAR RESULTS

## 2006-07

### NCAA TOURNAMENT

(23-12 Overall; 8-8 - T-6th Big Ten)

DATE	OPPONENT	MSU-OPP	W/L
11/8/06	%BROWN	45-34	W
11/9/06	%YOUNGSTOWN ST.	86-61	W
11/12/06	THE CITADEL	73-41	W
11/16/06	%Texas (-/19)	63-61	W
11/17/06	%Maryland	60-62	L
11/21/06	VERMONT	66-46	W
11/25/06	OAKLAND	71-53	W
11/29/06	Boston College	58-65	L
12/3/06	BRADLEY	82-53	W
12/6/06	IPFW	80-43	W
12/9/06	SBYU	76-61	W
12/16/06	CHICAGO STATE	69-61	W
12/19/06	BELMONT	67-58	W
12/23/06	UW-GREEN BAY	76-64	W
12/30/06	LOYOLA (MD.)	74-61	W
1/4/07	Iowa	60-62	L
1/7/07	Indiana	51-73	L
1/10/07	NORTHWESTERN	66-45	W
1/14/07	ILLINOIS	63-57	W
1/20/07	Penn State	91-64	W
1/24/07	MINNESOTA	70-46	W
1/27/07	Ohio State (-/5)	64-66	L
1/30/07	Illinois	50-57	L
2/3/07	OHIO STATE (-/4)	54-63	L
2/7/07	Purdue	38-62	L
2/13/07	MICHIGAN	59-44	W
2/17/07	IOWA	81-49	W
2/20/07	WISCONSIN (-/1)	64-55	W
2/24/07	INDIANA	66-58	W
2/27/07	Michigan	56-67	L
3/3/07	Wisconsin (-/4)	50-52	L
3/8/07	*Northwestern	62-57	W
3/9/07	*Wisconsin (-/3)	57-70	L
3/15/07	&Marquette (-/18)	61-49	W
3/17/07	&North Carolina (-/8)	67-81	L

% 2K Sports College Hoops Classic (E. Lan./N.Y. - 2nd place)

% Spartan Clash (Auburn Hills, Mich.)

\* Big Ten Tournament (Chicago, Ill.)

&amp; NCAA Tournament (Winston-Salem, N.C.)

### 2006-07 Roster

#	Name (Ht., Year, Pos.)	PPG
00	Idong Ibok (6-11, So., C)	2.0
1	Brandon Darnton (5-10, Jr., G)	0.5
2	Raymar Morgan (6-7, Fr., F)	11.7
5	Travis Walton (6-2, So., G)	6.4
10	Bryan Tibaldi (6-1, Jr., G)	0.5
11	Drew Neitzel (6-0, Jr., G)	18.1
13	Deon Curry (6-1, So., G)	0.1
14	Goran Sutton (6-10, So., C)	9.3
15	DeMarcus Ducre (5-10, Jr., G)	0.8
22	Isaiah Dahlman (6-6, Fr., G)	3.7
23	Maurice Joseph (6-4, So., G)	5.9
25	Chris Wardius (6-2, So., G)	0.6
34	Drew Nymick (6-10, Jr., C)	3.7
40	Tom Herzog (7-0, Fr., C)	---
41	Marquise Gray (6-8, So., F)	6.8
43	Jake Hannon (6-5, Jr., F)	0.7

## 2007-08

### NCAA TOURNAMENT

#18 AP/#13 ESPN/USA Today

(27-9 Overall; 12-6 - 4th Big Ten)

DATE	OPPONENT	MSU-OPP	W/L
11/13/07	%CHICAGO ST. (12/-)	86-53	W
11/14/07	%LA-MONROE (12/-)	83-65	W
11/19/07	%Missouri (10/-)	86-83	W
11/20/07	%UCLA (10/2)	63-68	L
11/24/07	OAKLAND (10/-)	75-71	W
11/28/07	N. CAROLINA ST. (10/24)	81-58	W
12/1/07	JACKSONVILLE (10/-)	80-51	W
12/4/07	Bradley (9/-)	66-61	W
12/7/07	*BYU (9/20)	68-61	W
12/15/07	IPFW (9/-)	79-57	W
12/19/07	SAN JOSE STATE (9/-)	85-45	W
12/22/07	\$Texas (9/4)	78-72	W
12/29/07	GREEN BAY (7/-)	93-75	W
1/5/08	MINNESOTA (6/-)	65-59	W
1/8/08	PURDUE (6/-)	78-75	W
1/12/08	Iowa (6/-)	36-43	L
1/15/08	OHIO STATE (11/-)	66-60	W
1/20/08	Minnesota (11/-)	78-73	W
1/24/08	Northwestern (10/-)	78-62	W
1/27/08	MICHIGAN (10/-)	77-62	W
1/30/08	ILLINOIS (8/-)	51-41	W
2/2/08	Penn State (8/-)	76-85	L
2/9/08	NORTHWESTERN (11/-)	70-55	W
2/12/08	Purdue (10/19)	54-60	L
2/16/08	Indiana (10/13)	61-80	L
2/20/08	PENN STATE (19/-)	86-49	W
2/23/08	IOWA (19/-)	66-52	W
2/28/08	Wisconsin (19/10)	42-57	L
3/2/08	INDIANA (19/12)	103-74	W
3/6/08	Illinois (17/-)	59-51	W
3/9/08	Ohio State (17/-)	54-63	L
3/14/08	*Ohio State (19/-)	67-60	W
3/15/08	*Wisconsin (19/8)	63-65	L
3/20/08	&Temple (18/-)	72-61	W
3/22/08	&Pittsburgh (18/17)	65-54	W
3/28/08	#Memphis (18/2)	74-92	L

% CBE Classic (East Lansing/Kansas City, Mo. - 2nd place)

% Salt Lake City, Utah

% Spartan Clash (Auburn Hills, Mich.)

\* Big Ten Tournament (Indianapolis, Ind.)

&amp; NCAA Tournament (Denver, Colo.)

% NCAA Tournament (Houston, Texas)

### 2007-08 Roster

#	Name (Ht., Year, Pos.)	PPG
00	Idong Ibok (6-11, Jr., C)	0.5
1	Kalin Lucas (6-0, Fr., G)	10.3
2	Raymar Morgan (6-7, So., F)	14.0
3	Chris Allen (6-3, Fr., G)	6.3
5	Travis Walton (6-2, Jr., G)	3.5
10	Jon Crandell (6-8, So., F)	0.0
11	Drew Neitzel (6-0, Sr., G)	13.9
13	Austin Thornton (6-5, Fr., F)	---
14	Goran Sutton (6-10, Jr., C)	9.1
15	Durrell Summers (6-4, Fr., G)	4.9
20	Mike Kebler (6-4, Fr., G)	0.2
22	Isaiah Dahlman (6-6, So., G)	1.1
34	Drew Nymick (6-10, Sr., C)	4.3
40	Tom Herzog (7-0, Fr., C)	1.1
41	Marquise Gray (6-8, Jr., F)	4.3

## 2008-09

### NCAA FINAL FOUR

### BIG TEN CHAMPIONS

#8 AP/#2 ESPN/USA Today

(31-7 Overall; 15-3 - 1st Big Ten)

DATE	OPPONENT	MSU-OPP	W/L
11/16/08	IDAHO (6/-)	100-62	W
11/19/08	IPFW (5/-)	70-59	W
11/27/08	+Maryland (5/-)	62-80	L
11/28/08	+Oklahoma St. (5/-)	94-79	W
11/30/08	+Wichita State (5/-)	65-57	W
12/3/08	%N. Carolina (13/1)	63-98	L
12/7/08	BRADLEY (13/-)	75-59	W
12/13/08	ALCORN STATE (18/-)	118-60	W
12/17/08	THE CITADEL (19/-)	79-65	W
12/20/08	\$Texas (19/5)	67-63	W
12/27/08	*Oakland (11/-)	82-66	W
12/31/08	Minnesota (10/21)	70-58	W
1/3/09	Northwestern (10/-)	77-66	W
1/6/09	OHIO STATE (8/-)	67-58	W
1/10/09	KANSAS (8/-)	75-62	W
1/14/09	Penn State (7/-)	78-73	W
1/17/09	ILLINOIS (7/-)	63-57	W
1/21/09	NORTHWESTERN (7/-)	63-70	L
1/25/09	Ohio State (7/-)	78-67	W
1/29/09	Iowa (9/-)	71-56	W
2/1/09	PENN STATE (9/-)	68-72	L
2/4/09	MINNESOTA (13/19)	76-47	W
2/7/09	INDIANA (13/-)	75-47	W
2/10/09	Michigan (9/-)	54-42	W
2/17/09	Purdue (6/19)	54-72	L
2/22/09	WISCONSIN (6/-)	61-50	W
2/25/09	IOWA (9/-)	62-54	W
3/1/09	Illinois (9/20)	74-66	W
3/3/09	Indiana (8/-)	64-59	W
3/8/09	PURDUE (8/19)	62-51	W
3/13/09	*Minnesota (7/-)	64-56	W
3/14/09	*Ohio State (7/-)	70-82	L
3/20/09	&Robert Morris (8/-)	77-62	W
3/22/09	&USC (8/-)	74-69	W
3/27/09	#Kansas (8/14)	67-62	W
3/29/09	#Louisville (8/1)	64-52	W
4/4/09	!Connecticut (8/5)	82-73	W
4/6/09	!North Carolina (8/2)	72-89	L

+ Old Spice Classic (Lake Buena Vista, Fla.)

% Ford Field, Detroit, Mich.

% Houston, Texas

^ Auburn Hills, Mich.

\* Big Ten Tournament (Indianapolis, Ind.)

&amp; NCAA Tournament (Minneapolis, Minn.)

% NCAA Tournament (Indianapolis, Ind.)

% NCAA Final Four (Detroit, Mich.)

### 2008-09 Roster

#	Name (Ht., Year, Pos.)	PPG
00	Idong Ibok (6-11, Sr., C)	0.4
1	Kalin Lucas (6-0, So., G)	14.7
2	Raymar Morgan (6-8, Jr., F)	10.2
3	Chris Allen (6-3, So., G)	8.4
5	Travis Walton (6-2, Sr., G)	5.1
10	Delvon Roe (6-8, Fr., F)	5.6
13	Austin Thornton (6-5, Fr., F)	1.2
14	Goran Sutton (6-10, Sr., C)	10.4
15	Durrell Summers (6-4, So., G)	8.6
20	Mike Kebler (6-4, So., G)	0.5
22	Isaiah Dahlman (6-6, Jr., G)	0.8
23	Draymond Green (6-6, Fr., F)	3.3
25	Jon Crandell (6-8, Jr., F)	0.4
34	Korie Lucious (5-11, Fr., G)	3.2
40	Tom Herzog (7-0, So., C)	0.6
41	Marquise Gray (6-8, Sr., F)	3.1



# YEAR-BY-YEAR RESULTS

## 2009-10

### NCAA FINAL FOUR

#### BIG TEN CHAMPIONS

#13 AP/#4 ESPN/USA Today

(28-9 Overall: 14-4 - t-1st Big Ten)

DATE	OPPONENT	MSU-OPP	W/L
11/13/09	FLA. GULF COAST (2/-)	97-58	W
11/17/09	GONZAGA (2/-)	75-71	W
11/20/09	%TOLEDO (2/-)	75-62	W
11/22/09	%VALPARAISO (2/-)	90-60	W
11/27/09	%Florida (2/-)	74-77	L
11/28/09	%UMass (2/-)	106-68	W
12/1/09	North Carolina (9/10)	82-89	L
12/4/09	WOFFORD (9/-)	72-60	W
12/7/09	The Citadel (12/-)	69-56	W
12/10/09	OAKLAND (12/-)	88-57	W
12/19/09	IPFW (12/-)	72-60	W
12/22/09	Texas (9/2)	68-79	L
12/30/09	UT ARLINGTON (11/-)	87-68	W
1/2/10	Northwestern (11/25)	91-70	W
1/6/10	WISCONSIN (10/17)	54-47	W
1/9/10	Iowa (10/-)	71-53	W
1/13/10	MINNESOTA (7/-)	60-53	W
1/16/10	ILLINOIS (7/-)	73-63	W
1/20/10	IOWA (6/-)	70-63	W
1/23/10	Minnesota (6/-)	65-64	W
1/26/10	Michigan (5/-)	57-56	W
1/30/10	NORTHWESTERN (5/-)	79-70	W
2/2/10	Wisconsin (5/16)	49-67	L
2/6/10	ILLINOIS (5/-)	73-78	L
2/9/10	PURDUE (10/6)	64-76	L
2/13/10	Penn State (10/-)	65-54	W
2/16/10	Indiana (11/-)	72-58	W
2/21/10	OHIO STATE (11/9)	67-74	L
2/28/10	Purdue (14/3)	53-44	L
3/4/10	PENN STATE (11/-)	67-65	W
3/7/10	MICHIGAN (11/-)	64-48	W
3/12/10	* Minnesota (11/-)	67-72	ot L
3/19/10	&New Mexico St. (13/-)	70-67	W
3/21/10	&Maryland (13/20)	85-83	W
3/26/10	#Northern Iowa (13/-)	59-52	W
3/28/10	#Tennessee (13/15)	70-69	W
4/3/10	!Butler (13/11)	50-52	L

% Legends Classic (East Lansing/Atlantic City, N.J. - 3rd place)

\* Big Ten Tournament (Indianapolis, Ind.)

& NCAA Tournament (Spokane, Wash.)

# NCAA Tournament (St. Louis, Mo.)

! NCAA Final Four (Indianapolis, Ind.)

#### 2009-10 Roster

#	Name (Ht., Year., Pos.)	PPG
1	Kalin Lucas (6-1, Jr., G)	14.8
2	Raymar Morgan (6-8, Sr., F)	11.3
3	Chris Allen (6-3, Jr., G)	8.2
5	Dion Sims (6-5, Fr., F)	0.0
10	Delvon Roe (6-8, So., F)	6.4
13	Austin Thornton (6-5, So., G)	1.0
15	Durrell Summers (6-4, Jr., G)	11.3
20	Mike Kebler (6-4, Jr., G)	0.3
22	Isaiah Dahlman (6-6, Sr., G)	1.3
23	Draymond Green (6-6, So., F)	9.9
25	Jon Crandell (6-8, Sr., F)	0.0
34	Korie Lucious (5-11, So., G)	5.6
40	Tom Herzog (7-0, Jr., C)	1.3
41	Garrick Sherman (6-10, Fr., C)	1.9
44	Anthony Ianni (6-9, Jr., C)	---
50	Derrick Nix (6-8, Fr., C)	2.3

## 2010-11

### NCAA TOURNAMENT

(19-15 Overall: 9-9 - t-4th Big Ten)

DATE	OPPONENT	MSU-OPP	W/L
11/12/10	EASTERN MICH. (2/-)	96-66	W
11/16/10	SOUTH CAROLINA (2/-)	82-73	W
11/22/10	%Chaminade (2/-)	82-74	W
11/23/10	%Connecticut (2/-)	67-70	L
11/24/10	%Washington (2/13)	76-71	W
11/28/10	TENN. TECH (2/-)	73-55	W
12/1/10	Duke (6/1)	79-84	L
12/4/10	BOWLING GREEN (9/-)	74-39	W
12/7/10	Syracuse (7/8)	58-72	L
12/11/10	^Oakland (7/-)	77-76	W
12/18/10	PRAIRIE VIEW A&M (14/-)	90-51	W
12/22/10	TEXAS (12/18)	55-67	L
12/31/10	MINNESOTA (20/14)	71-62	W
1/3/11	Northwestern (18/-)	65-62	W
1/8/11	Penn State (18/-)	62-66	L
1/11/11	WISCONSIN (-/20)	64-61	ot W
1/15/11	NORTHWESTERN	71-67	ot W
1/18/11	Illinois (17/23)	62-71	L
1/22/11	Purdue (17/14)	76-86	L
1/27/11	MICHIGAN (25/-)	57-61	L
1/30/11	INDIANA (25/-)	84-83	ot W
2/2/11	Iowa	52-72	L
2/6/11	Wisconsin (-/19)	56-82	L
2/10/11	PENN STATE	75-57	W
2/15/11	Ohio State (-/2)	61-71	L
2/19/11	ILLINOIS	61-57	W
2/22/11	Minnesota	53-48	W
2/27/11	PURDUE (-/8)	47-67	L
3/2/11	IOWA	85-66	W
3/5/11	Michigan	63-70	L
3/10/11	*Iowa	66-61	W
3/11/11	*Purdue (-/9)	74-56	W
3/12/11	*Penn State	48-61	L
3/17/11	&UCLA	76-78	L
% Maui Invitational (Lahaina, Hawaii - 3rd place)			
^ Auburn Hills, Mich.			
* Big Ten Tournament (Indianapolis, Ind.)			
& NCAA Tournament (Tampa, Fla.)			

#### 2010-11 Roster

#	Name (Ht., Year., Pos.)	PPG
0	Russell Byrd (6-7, Fr., G)	17.0
1	Kalin Lucas (6-1, Sr., G)	---
2	Alex Gauna (6-9, Fr., F)	---
3	Matt Heneveld	---
5	Adreian Payne (6-10, Fr., C)	2.5
10	Delvon Roe (6-8, Jr., F)	6.1
11	Keith Appling (6-1, Fr., G)	6.4
13	Austin Thornton (6-0, Jr., G)	2.0
14	Dan Chapman (6-3, Fr., G)	0.0
15	Durrell Summers (6-5, Sr., G)	11.6
20	Mike Kebler (6-4, Sr., G)	1.5
23	Draymond Green (6-6, Jr., F)	12.6
25	Derrick Nix (6-9, So., C)	2.7
34	Korie Lucious (5-11, Jr., G)	6.5
40	Nick Giard	0.1
41	Garrick Sherman (6-10, So., C)	3.0
44	Anthony Ianni (6-9, Jr., C)	0.3

## 2011-12

### NCAA TOURNAMENT

#### BIG TEN CHAMPIONS

#5 AP/#7 ESPN/USA Today

(29-8 Overall: 13-5 - t-1st Big Ten)

DATE	OPPONENT	MSU-OPP	W/L
11/11/11	%North Carolina (-/1)	55-67	L
11/15/11	^Duke (-/6)	69-74	L
11/18/11	TEXAS SOUTHERN	76-41	W
11/20/11	UALR	69-47	W
11/23/11	MILWAUKEE	68-55	W
11/27/11	Eastern Michigan	72-40	W
11/30/11	FLORIDA STATE	65-49	W
12/4/11	NEBRASKA OMAHA	110-68	W
12/7/11	CENTRAL CONN.	89-69	W
12/10/11	Gonzaga (-/23)	74-67	W
12/17/11	BOWLING GREEN (21/-)	74-60	W
12/19/11	UMKC (19/-)	89-54	W
12/22/11	LEHIGH (19/-)	90-81	W
12/28/11	INDIANA (16/13)	80-65	W
12/31/11	Nebraska (16/-)	68-55	W
1/3/12	Wisconsin (10/18)	63-60	ot W
1/10/12	IOWA (6/-)	95-61	W
1/14/12	Northwestern (6/-)	74-81	L
1/17/12	Michigan (9/20)	59-60	L
1/21/12	PURDUE (9/-)	83-58	W
1/25/12	MINNESOTA (10/-)	68-52	W
1/31/12	Illinois (9/-)	41-42	L
2/5/12	MICHIGAN (9/23)	64-54	W
2/8/12	PENN STATE (11/-)	77-57	W
2/11/12	Ohio State (11/3)	58-48	W
2/16/12	WISCONSIN (7/15)	69-55	W
2/19/12	Purdue (7/-)	76-62	W
2/22/12	Minnesota (6/-)	66-61	W
2/25/12	NEBRASKA (6/-)	62-34	W
2/28/12	Indiana (5/18)	55-70	L
3/4/12	OHIO STATE (5/10)	70-72	L
3/9/12	*Iowa (8/-)	92-75	W
3/10/12	*Wisconsin (8/14)	65-52	W
3/11/12	*Ohio State (8/7)	68-64	W
3/16/12	&LIU Brooklyn (5/-)	89-67	W
3/18/12	&Saint Louis (5/-)	65-61	W
3/22/12	#Louisville (5/17)	44-57	L

% Quicken Loans Carrier Classic (USS Carl Vinson, San Diego)

^ Champions Classic (New York, N.Y.)

\* Big Ten Tournament (Indianapolis, Ind.)

& NCAA Tournament (Columbus, Ohio)

# NCAA Tournament (Phoenix, Ariz.)

#### 2011-12 Roster

#	Name (Ht., Year., Pos.)	PPG
0	Russell Byrd (6-7, Fr., G)	1.5
2	Alex Gauna (6-9, Fr., F)	1.8
3	Brandon Kearney (6-5, Fr., G)	1.2
5	Adreian Payne (6-10, So., C)	7.0
11	Keith Appling (6-1, So., G)	11.4
13	Austin Thornton (6-5, Sr., G)	5.2
14	Dan Chapman (6-3, So., G)	0.0
15	Keenan Wetzel (6-4, Fr., G)	0.4
20	Travis Trice (6-0, Fr., G)	4.5
22	Brandon Dawson (6-6, Fr., G)	8.4
23	Draymond Green (6-7, Sr., F)	16.2
25	Derrick Nix (6-9, Jr., C)	8.1
30	Brandon Wood (6-2, Sr., G)	8.8
34	Joe Sweeny (6-0, Sr., G)	0.2
40	Colby Wollenman (6-6, Fr., F)	0.2
44	Anthony Ianni (6-9, Sr., C)	0.1





## 2012-13

### NCAA TOURNAMENT

#9 AP/#13 ESPN/USA Today

(27-9 Overall: 13-5 - t-2nd Big Ten)

DATE	OPPONENT	MSU-OPP	W/L
11/9/12	%Connecticut (14/-)	62-66	L
11/13/12	*Kansas (21/7)	67-64	W
11/18/12	TEXAS SOUTHERN (21/-)	69-41	W
11/20/12	BOISE STATE (15/-)	74-70	W
11/23/12	OAKLAND (15/-)	70-52	W
11/25/12	LOUISIANA (15/-)	63-60	W
11/28/12	Miami (13/-)	59-67	L
12/1/12	NICHOLLS STATE (13/-)	84-39	W
12/5/12	ARK.-PINE BLUFF (19/-)	76-44	W
12/8/12	LOYOLA-CHICAGO (19/-)	73-61	W
12/15/12	STUSKEGEE (19/-)	92-56	W
12/18/12	Bowling Green (20/-)	64-53	W
12/22/12	TEXAS (20/-)	67-56	W
12/31/12	Minnesota (18/9)	63-76	L
1/5/13	PURDUE (18/-)	84-61	W
1/10/13	Iowa (22/-)	62-59	W
1/13/13	NEBRASKA (22/-)	66-56	W
1/16/13	Penn State (18/-)	81-72	W
1/19/13	OHIO STATE (18/11)	59-56	W
1/22/13	Wisconsin (13/-)	49-47	W
1/27/13	Indiana (13/7)	70-75	L
1/31/13	ILLINOIS (13/-)	80-75	W
2/6/13	MINNESOTA (12/18)	61-50	W
2/9/13	Purdue (12/-)	78-65	W
2/12/13	MICHIGAN (8/4)	75-52	W
2/16/13	Nebraska (8/-)	73-64	W
2/19/13	INDIANA (4/1)	68-72	L
2/24/13	Ohio State (4/18)	60-68	L
3/3/13	Michigan (9/4)	57-58	L
3/7/13	WISCONSIN (10/22)	58-43	W
3/10/13	NORTHWESTERN (10/4)	71-61	W
3/15/13	*Iowa (8/-)	59-56	W
3/16/13	*Ohio State (8/10)	58-61	L
3/21/13	&Valparaiso (9/-)	65-54	W
3/23/13	&Memphis (9/17)	70-48	W
3/29/13	#Duke (9/6)	61-71	L

% Armed Forces Classic (Ramstein Air Base, Germany)  
 ^ Champions Classic (Atlanta, Ga.)  
 \$ Played at Jenison Field House  
 \* Big Ten Tournament (Chicago, Ill.)  
 & NCAA Tournament (Auburn Hills, Mich.)  
 # NCAA Tournament (Indianapolis, Ind.)

#### 2012-13 Roster

#	Name (Ht., Year., Pos.)	PPG
0	Russell Byrd (6-7, So., G)	1.6
1	Emmett Dacey (6-8, So., F)	0.0
2	Alex Gauna (6-9, So., F)	1.2
3	Brandon Kearney (6-5, So., G)	2.3
5	Adreian Payne (6-10, Jr., C)	10.5
10	Matt Costello (6-9, Fr., F)	1.5
11	Keith Appling (6-1, Jr., G)	13.4
13	Trevor Bohnhoff (6-7, Fr., F)	0.3
14	Gary Harris (6-4, Fr., G)	12.9
15	Keenan Wetzel (6-4, So., G)	0.0
20	Travis Trice (6-0, So., G)	4.8
22	Branden Dawson (6-6, So., G)	8.9
25	Derrick Nix (6-9, Sr., G)	10.5
30	Kenny Kaminski (6-8, Fr., F)	---
40	Dan Chapman (6-3, Jr., G)	0.0
41	Colby Wollenman (6-7, So., F)	---
44	Bella Sibedwo (6-1, So., G)	0.0
45	Denzel Valentine (6-5, Fr., G)	5.0

## 2013-14

### NCAA TOURNAMENT

#11 AP/#8 ESPN/USA Today

(29-9 Overall: 12-6 - t-2nd Big Ten)

DATE	OPPONENT	MSU-OPP	W/L
11/8/13	MCNEESE STATE (2/-)	98-56	W
11/12/13	*Kentucky (2/1)	78-74	W
11/15/13	COLUMBIA (2/-)	62-53	W
11/18/13	PORTLAND (1/-)	82-67	W
11/22/13	%Virginia Tech (1/-)	96-77	W
11/23/13	%Oklahoma (1/-)	87-76	W
11/29/13	MT. ST. MARY'S (1/-)	98-65	W
12/4/13	NORTH CAROLINA (1/-)	65-79	L
12/14/13	Oakland (5/-)	67-63	W
12/17/13	NORTH FLORIDA (5/-)	78-48	W
12/21/13	Texas (5/-)	92-78	W
12/28/13	NEW ORLEANS (5/-)	101-48	W
12/31/13	Penn State (5/-)	79-63	W
1/4/14	Indiana (5/-)	73-56	W
1/7/14	OHIO STATE (5/3)	72-68	ot W
1/11/14	MINNESOTA (5/-)	87-75	ot W
1/15/14	Northwestern (4/-)	54-40	W
1/18/14	Illinois (4/-)	78-62	W
1/21/14	INDIANA (3/-)	71-66	W
1/25/14	MICHIGAN (3/21)	75-80	L
1/28/14	Iowa (7/15)	71-69	ot W
2/1/14	\$Georgetown (7/-)	60-64	L
2/6/14	PENN STATE (9/-)	82-67	W
2/9/14	Wisconsin (9/-)	58-60	L
2/13/14	NORTHWESTERN (9/-)	85-70	W
2/16/14	NEBRASKA (9/-)	51-60	L
2/20/14	Purdue (13/-)	94-79	W
2/23/14	Michigan (13/20)	70-79	L
3/1/14	ILLINOIS (18/-)	46-53	L
3/6/14	IOWA (22/24)	86-76	W
3/9/14	Ohio State (22/-)	67-69	L
3/14/14	*Northwestern (22/-)	67-51	W
3/15/14	*Wisconsin (22/12)	83-75	L
3/16/14	*Michigan (22/8)	69-55	W
3/20/14	&Delaware (11/-)	93-78	W
3/22/14	&Harvard (11/-)	80-73	W
3/28/14	#Virginia (11/3)	61-59	W
3/30/14	#Connecticut (11/18)	54-60	L

^ Champions Classic (Chicago, Ill.)  
 \$ Super Saturday Hoops (New York, N.Y.)  
 \* Big Ten Tournament (Indianapolis, Ind.)  
 & NCAA Tournament (Spokane, Wash.)  
 # NCAA Tournament (New York, N.Y.)

#### 2013-14 Roster

#	Name (Ht., Year., Pos.)	PPG
0	Russell Byrd (6-7, Jr., G)	1.1
1	Alex Gauna (6-9, Jr., F)	1.6
3	Alvin Ellis III (6-4, Fr., G)	1.9
5	Adreian Payne (6-10, Sr., C)	16.4
10	Matt Costello (6-9, So., F)	4.0
11	Keith Appling (6-1, Sr., G)	11.2
13	Trevor Bohnhoff (6-7, So., F)	0.5
14	Gary Harris (6-4, So., G)	16.7
15	Keenan Wetzel (6-4, Jr., G)	0.8
20	Travis Trice (6-0, Jr., G)	7.3
22	Branden Dawson (6-6, Jr., G/F)	11.2
30	Kenny Kaminski (6-8, Fr., F)	4.9
34	Gavin Schilling (6-9, Fr., F)	1.4
40	Dan Chapman (6-3, Sr., G)	0.4
41	Colby Wollenman (6-7, So., F)	0.4
45	Denzel Valentine (6-5, So., G)	8.0

## 2014-15

### NCAA FINAL FOUR

#23 AP/#7 ESPN/USA Today

(27-12 Overall: 12-6 - t-3rd Big Ten)

DATE	OPPONENT	MSU-OPP	W/L
11/14/14	Navy (18/-)	64-59	W
11/18/14	*Duke (19/4)	71-81	L
11/21/14	LOYOLA CHICAGO (19/-)	87-52	W
11/24/14	SANTA CLARA (20/-)	79-52	W
11/27/14	%Rider (20/-)	77-45	W
11/28/14	%Marquette (20/-)	79-68	W
11/30/14	%Kansas (20/11)	56-61	L
12/3/14	Notre Dame (19/-)	78-79	ot L
12/6/14	ARK.-PINE BLUFF (19/-)	85-52	W
12/14/14	OAKLAND	87-61	W
12/17/14	EASTERN MICH. (25/-)	66-46	W
12/20/14	TEXAS SOUTHERN (25/-)	64-71	ot L
12/22/14	THE CITADEL	82-56	W
12/30/14	MARYLAND (-/12)	66-68	2ot L
1/5/15	INDIANA	70-50	W
1/8/15	Iowa	75-61	W
1/11/15	NORTHWESTERN	84-77	ot W
1/17/15	Maryland (-/14)	59-75	L
1/21/15	PENN STATE	66-60	W
1/24/15	Nebraska	77-79	L
1/29/15	Rutgers	71-51	W
2/1/15	MICHIGAN	76-66	ot W
2/7/15	ILLINOIS	54-59	L
2/10/15	Northwestern	68-44	W
2/14/15	OHIO STATE (-/23)	59-56	W
2/17/15	Michigan	80-67	W
2/22/15	Illinois	60-53	W
2/26/15	MINNESOTA	90-96	ot L
3/1/15	Wisconsin (-/5)	61-68	L
3/4/15	PURDUE	72-66	W
3/7/15	Indiana	74-72	W
3/13/15	*Ohio State	76-67	W
3/14/15	*Maryland (-/8)	62-58	L
3/15/15	*Wisconsin (-/6)	69-80	W
3/20/15	\$Georgia (23/-)	70-63	W
3/22/15	\$Virginia (23/6)	60-54	W
3/27/15	&Oklahoma (23/13)	62-58	W
3/29/15	&Louisville (23/13)	76-70	ot W
4/4/15	#Duke (23/4)	61-81	L

^ Champions Classic (Indianapolis, Ind.)  
 \* Orlando Classic (Lake Buena Vista, Fla.)  
 \* Big Ten Tournament (Indianapolis, Ind.)  
 \$ NCAA Tournament (Charlotte, N.C.)  
 & NCAA Tournament (Syracuse, N.Y.)  
 # NCAA Final Four (Indianapolis, Ind.)

#### 2014-15 Roster

#	Name (Ht., Year., Pos.)	PPG
0	Marvin Clark Jr. (6-6, Fr., F)	4.5
2	Javon Bess (6-5, Fr., F)	2.7
3	Alvin Ellis III (6-4, So., G)	1.7
5	Bryn Forbes (6-3, Jr., G)	8.5
10	Matt Costello (6-9, Jr., F)	7.0
11	Lou Rawls Nairn Jr. (5-10, Fr., G)	2.2
13	Trevor Bohnhoff (6-7, Jr., F)	0.2
14	Eron Harris (6-3, Jr., G)	---
15	Keenan Wetzel (6-4, Sr., G)	0.2
20	Travis Trice (6-0, Sr., G)	15.3
22	Branden Dawson (6-6, Sr., G/F)	11.9
25	Kenny Goins (6-6, Fr., F)	---
30	Matt Van Dyk (6-5, Jr., F)	---
34	Gavin Schilling (6-9, So., F)	5.1
41	Colby Wollenman (6-7, Jr., F)	1.2
45	Denzel Valentine (6-5, Jr., G)	14.5



# YEAR-BY-YEAR RESULTS

## 2015-16

### NCAA TOURNAMENT BIG TEN CHAMPIONS

#2 AP/#7 USA Today

(29-6 Overall: 13-5 - 2nd Big Ten)

DATE	OPPONENT	MSU-OPP	W/L
11/13/15	FLA. ATLANTIC (13/-)	82-55	W
11/17/15	*Kansas (13/4)	79-73	W
11/20/15	ARK. PINE BLUFF (13/-)	92-46	W
11/23/15	EASTERN MICH. (3/-)	89-65	W
11/26/15	%Boston College (3/-)	99-68	W
11/27/15	%Boise State (3/-)	77-67	W
11/29/15	%Providence (3/-)	77-64	W
12/2/15	LOUISVILLE (3/24)	71-67	W
12/5/15	BINGHAMTON (3/-)	76-33	W
12/9/15	MD. EASTERN SHORE (1/4)	78-35	W
12/12/15	FLORIDA (1/-)	58-52	W
12/19/15	Northwestern (1/-)	78-58	W
12/22/15	%Oakland (1/-)	99-93	ot
12/29/15	Iowa (1/-)	70-83	L
1/2/16	Minnesota (1/-)	69-61	W
1/7/16	ILLINOIS (5/-)	79-54	W
1/10/16	Penn State (5/-)	92-65	W
1/14/16	IOWA (4/16)	59-76	L
1/17/16	Wisconsin (4/-)	76-77	L
1/20/16	NEBRASKA (11/-)	71-72	L
1/23/16	MARYLAND (11/7)	74-65	W
1/28/16	Northwestern (12/-)	76-45	W
1/31/16	RUTGERS (12/-)	96-62	W
2/6/16	Michigan (10/-)	89-73	W
2/9/16	Purdue (8/18)	81-82	ot
2/14/16	INDIANA (8/-)	88-69	W
2/18/16	WISCONSIN (T-8/-)	69-57	W
2/23/16	Ohio State (6/-)	81-62	W
2/28/16	PENN STATE (6/-)	88-57	W
3/2/16	Rutgers (2/-)	97-66	W
3/5/16	OHIO STATE (2/-)	91-76	W
3/11/16	*Ohio State (2/-)	81-54	W
3/12/16	*Maryland (2/18)	64-61	W
3/13/16	*Purdue (2/13)	66-62	W
3/18/16	\$Middle Tenn. St. (2/-)	81-90	L

^ Champions Classic (Chicago, Ill.)

% Wooden Legacy (Fullerton/Anaheim, Calif.)

# Auburn Hills, Mich.

\* Big Ten Tournament (Indianapolis, Ind.)

\$ NCAA Tournament (St. Louis, Mo.)

#### 2015-16 Roster

#	Name (Ht., Year., Pos.)	PPG
0	Kyle Ahrens (6-5, Fr., G)	1.2
2	Javon Bess (6-5, So., F)	2.9
3	Alvin Ellis III (6-4, Jr., G)	2.6
5	Bryn Forbes (6-3, Sr., G)	14.4
10	Matt Costello (6-9, Sr., F)	10.7
11	Lourawls Nairn Jr. (5-10, So., G)	2.8
13	Conner George (6-3, Fr., G)	---
14	Eron Harris (6-3, Jr., G)	9.3
15	Marvin Clark Jr. (6-6, So., F)	9.9
20	Matt McQuaid (6-5, Fr., G)	3.5
23	Deyonta Davis (6-10, Fr., F)	7.5
25	Kenny Goins (6-6, Fr., F)	2.0
30	Matt Van Dyk (6-5, Jr., F)	1.1
34	Gavin Schilling (6-9, Jr., F)	3.8
41	Colby Wollenman (6-7, Sr., F)	1.2
45	Denzel Valentine (6-5, Sr., G)	19.2
51	Greg Roy (6-3, So., G)	0.0

## 2016-17

### NCAA TOURNAMENT

(20-15 Overall: 10-8 - t-5th Big Ten)

DATE	OPPONENT	MSU-OPP	W/L
11/11/16	*Arizona (12/10)	63-65	L
11/15/16	%Kentucky (13/2)	48-69	L
11/18/16	MVSU (13/-)	100-53	W
11/20/16	FLA. GULF COAST (13/-)	78-77	W
11/23/16	SSt. John's (24/-)	77-72	W
11/24/16	\$Baylor (24/20)	58-73	L
11/25/16	\$Wichita State (24/-)	77-72	W
11/29/16	#Duke (-/5)	69-78	L
12/3/16	ORAL ROBERTS	80-76	W
12/16/16	YOUNGSTOWN STATE	77-57	W
12/10/16	TENNESSEE TECH	71-63	W
12/18/16	NORTHEASTERN	73-81	L
12/21/16	OAKLAND	77-65	W
12/27/16	Minnesota	75-74	ot
12/30/16	NORTHWESTERN	61-52	W
1/4/17	RUTGERS	93-65	W
1/7/17	Penn State	63-72	L
1/11/17	MINNESOTA (-/24)	65-47	W
1/15/17	Ohio State	67-72	L
1/21/17	Indiana	75-82	L
1/24/17	PURDUE (-/20)	73-84	L
1/29/17	MICHIGAN	70-62	W
2/2/17	Nebraska	72-61	W
2/7/17	Michigan	57-86	L
2/11/17	IOWA	77-66	W
2/14/17	OHIO STATE	74-66	W
2/18/17	Purdue (-/16)	63-80	L
2/23/17	NEBRASKA	88-72	W
2/26/17	WISCONSIN (-/16)	84-74	W
3/1/17	Illinois	70-73	L
3/4/17	Maryland	60-63	L
3/9/17	*Penn State	78-51	W
3/10/17	*Minnesota	58-63	L
3/17/17	&Miami	78-58	W
3/19/17	&Kansas (-/3)	70-90	L

^ Armed Forces Classic (Honolulu, Hawaii)

% Champions Classic (New York, N.Y.)

# Battle 4 Atlantis (Atlantis, Bahamas)

# ACC/Big Ten Challenge (Durham, N.C.)

\* Big Ten Tournament (Washington, D.C.)

&amp; NCAA Tournament (Tulsa, Okla.)

#### 2016-17 Roster

#	Name (Ht., Year., Pos.)	PPG
0	Kyle Ahrens (6-5, So., G/F)	2.6
1	Joshua Langford (6-5, Fr., G)	6.9
3	Alvin Ellis III (6-4, Sr., G)	6.4
5	Cassius Winston (6-0, Fr., G)	6.7
11	Lourawls Nairn Jr. (5-10, Jr., G)	3.5
13	Ben Carter (6-9, GS., F)	--
14	Eron Harris (6-3, Sr., G)	10.4
20	Matt McQuaid (6-4, So., G)	5.6
22	Miles Bridges (6-7, Fr., G/F)	16.9
25	Kenny Goins (6-6, So., F)	3.9
30	Matt Van Dyk (6-5, Sr., F)	1.2
34	Gavin Schilling (6-9, Sr., F)	--
35	David Nsengumva (6-9, Fr., F)	0.4
40	Greg Roy (6-3, Jr., G)	0.6
41	Conner George (6-3, Fr., G)	0.4
44	Nick Ward (6-8, Fr., F)	13.9

## 2017-18

### NCAA TOURNAMENT BIG TEN CHAMPIONS

#5 AP/#11 USA Today

(30-5 Overall: 16-2 - 1st Big Ten)

DATE	OPPONENT	MSU-OPP	W/L
11/10/17	NO. FLORIDA (2/-)	98-66	W
11/14/17	^Duke (2/1)	81-88	L
11/19/17	STONY BROOK (2/-)	93-71	W
11/23/17	%DePaul (4/-)	73-51	W
11/24/17	%UConn (4/-)	77-57	W
11/26/17	%North Carolina (4/9)	63-45	W
11/30/17	NOTRE DAME (3/5)	81-63	W
12/3/17	NEBRASKA (3/-)	86-57	W
12/5/17	Rutgers (3/-)	62-52	W
12/9/17	SOUTHERN UTAH (3/-)	88-63	W
12/16/17	#Oakland (2/-)	86-73	W
12/18/17	HOUSTON BAP. (2/-)	107-62	W
12/21/17	LONG BEACH ST. (2/-)	102-60	W
12/29/17	CLEVELAND ST. (2/-)	111-61	W
12/31/17	SAVANNAH ST. (2/-)	108-52	W
1/4/18	MARYLAND (1/-)	91-61	W
1/7/18	Ohio State (1/-)	64-80	L
1/10/18	RUTGERS (4/-)	76-72	ot
1/13/18	MICHIGAN (4/-)	72-82	L
1/19/18	INDIANA (9/-)	85-57	W
1/22/18	Illinois (9/-)	87-74	W
1/26/18	WISCONSIN (6/-)	76-61	W
1/28/18	Maryland (6/-)	74-68	W
1/31/18	PENN STATE (5/-)	76-68	W
2/3/18	Indiana (5/-)	63-60	W
2/6/18	at Iowa (4/-)	96-93	W
2/10/18	PURDUE (4/3)	68-65	W
2/13/18	Minnesota (2/-)	87-57	W
2/17/18	Northwestern (2/-)	65-60	W
2/20/18	ILLINOIS (2/-)	81-61	W
2/25/18	Wisconsin (2/-)	68-63	W
3/2/18	*Wisconsin (2/-)	63-60	W
3/3/18	*Michigan (2/15)	64-75	L
3/16/18	\$Bucknell (5/-)	82-78	W
3/18/18	\$Syracuse (5/-)	53-55	L

^ Champions Classic (Chicago, Ill.)

% PK80 Invitational (Portland, Ore.)

# Detroit, Mich.

\* Big Ten Tournament (New York, N.Y.)

\$ NCAA Tournament (Detroit, Mich.)

#### 2017-18 Roster

#	Name (Ht., Year., Pos.)	PPG
0	Kyle Ahrens (6-5, Jr., G/F)	--
1	Joshua Langford (6-5, So., G)	11.7
2	Jaren Jackson Jr. (6-11, Fr., F)	10.9
5	Cassius Winston (6-0, So., G)	12.6
10	Jack Hoiberg (5-10, Fr., G)	--
11	Lourawls Nairn Jr. (5-10, Sr., G)	1.7
13	Ben Carter (6-9, GS., F)	0.7
14	Brock Washington (6-3, Fr., G)	--
20	Matt McQuaid (6-4, Jr., G)	6.0
22	Miles Bridges (6-8, So., G/F)	17.1
23	Xavier Tillman (6-8, Fr., F)	2.8
25	Kenny Goins (6-6, R-Jr., F)	2.1
34	Gavin Schilling (6-9, R-Sr., F)	2.9
40	Braden Burke (6-11, So., F)	--
41	Conner George (6-3, R-So., G)	0.4
44	Nick Ward (6-8, So., F)	12.4



## YEAR-BY-YEAR RESULTS

## 2018-19

NCAA FINAL FOUR  
BIG TEN CHAMPIONS

#5 AP/#3 USA Today

(32-7 Overall; 16-4 - t-1st Big Ten)

DATE	OPPONENT	MSU-OPP	W/L
11/6/18	^Kansas (10/1)	87-92	L
11/11/18	FGCU (10/-)	106-82	W
11/14/18	ULM (11/-)	80-59	W
11/18/18	TENN. TECH (11/-)	101-33	W
11/22/18	% vs. UCLA (11/16)	87-67	W
11/23/18	% vs. Texas (11/-)	78-68	W
11/27/18	Louisville (9/-)	78-82ot	L
11/30/18	Rutgers (9/-)	78-67	W
12/3/18	IOWA (9/14)	90-68	W
12/8/18	Florida (10/-)	63-59	W
12/16/18	GREEN BAY (9/-)	104-83	W
12/21/18	OAKLAND (10/-)	99-69	W
12/29/18	N. ILLINOIS (8/-)	88-60	W
11/2/19	NORTHWESTERN (8/-)	81-55	W
1/5/19	Ohio State (8/14)	86-77	W
1/8/19	PURDUE (6/-)	77-59	W
1/13/19	Penn State (6/-)	71-56	W
1/17/19	Nebraska (6/-)	70-64	W
1/21/19	MARYLAND (6/19)	69-55	W
1/24/19	at Iowa (6/19)	82-67	W
1/27/19	Purdue (6/-)	63-73	L
2/2/19	INDIANA (6/-)	75-79OT	L
2/5/19	Illinois (9/-)	74-79	L
2/9/19	MINNESOTA (9/-)	79-55	W
2/12/19	Wisconsin (11/20)	67-59	W
2/17/19	OHIO STATE (11/-)	62-44	W
2/20/19	RUTGERS (10/-)	71-60	W
2/24/19	Michigan (10/7)	77-70	W
3/2/19	Indiana (6/-)	62-63	L
3/5/19	NEBRASKA (9/-)	91-76	W
3/9/19	MICHIGAN (9/7)	75-63	W
3/15/19	* Ohio State (6/-)	77-70	W
3/16/19	* Wisconsin (6/19)	67-55	W
3/17/19	* Michigan (6/10)	65-60	W
3/21/19	\$ Bradley (5/-)	76-65	W
3/23/19	\$ Minnesota (5/-)	70-50	W
3/29/19	& LSU (5/12)	80-63	W
3/31/19	& Duke (5/1)	68-67	W
4/6/19	# Texas Tech (5/9)	51-61	L

^ Champions Classic (Indianapolis, Ind.)

% Las Vegas Invitational (Las Vegas, Nev.)

\* Big Ten Tournament (Chicago, Ill.)

\$ NCAA Tournament (Des Moines, Iowa)

&amp; NCAA Tournament (Washington, D.C.)

# NCAA Final Four (Minneapolis, Minn.)

## 2018-19 Roster

#	Name (Ht., Year., Pos.)	PPG
0	Kyle Ahrens (6-6, R-Jr., G/F)	4.7
1	Joshua Langford (6-5, Jr., G)	15.0
2	Foster Loyer (6-0, Fr., G)	1.6
5	Cassius Winston (6-1, Jr., G)	18.8
10	Jack Hoiberg (5-11, R-Fr., G)	0.7
11	Aaron Henry (6-6, Fr., F)	6.1
13	Gabe Brown (6-7, Fr., F)	2.3
14	Brock Washington (6-4, R-Fr., G)	0.4
15	Thomas Kithier (6-8, Fr., F)	1.6
20	Matt McQuaid (6-5, Sr., G)	9.8
23	Xavier Tillman (6-8, So., F)	10.0
25	Kenny Goins (6-7, R-Sr., F)	7.9
30	Marcus Bingham Jr. (6-11, Fr., F)	1.0

## 2019-20

## BIG TEN CHAMPIONS

#9 AP/#12 USA Today

(22-9 Overall; 14-6 - t-1st Big Ten)

DATE	OPPONENT	MSU-OPP	W/L
11/5/19	^Kentucky (1/2)	62-69	L
11/10/19	BINGHAMTON (3/-)	100-47	W
11/14/19	& Seton Hall (3/12)	76-73	W
11/18/19	CHARLESTON SO. (3/-)	74-46	W
11/25/19	% Va. Tech (3/-)	66-71	L
11/26/19	% Georgia (3/-)	93-85	W
11/27/19	% UCLA (3/-)	75-62	W
12/3/19	DUKE (11/10)	75-87	L
12/8/19	RUTGERS (11/-)	77-65	W
12/14/19	OAKLAND (16/-)	72-49	W
12/18/19	Northwestern (15/-)	77-72	W
12/21/19	EAST. MICH. (15/-)	101-48	W
12/29/19	WEST. MICH. (14/-)	95-62	W
1/2/20	ILLINOIS (14/-)	76-56	W
1/5/20	MICHIGAN (14/12)	87-69	W
1/9/20	MINNESOTA (8/-)	74-58	W
1/12/20	Purdue (8/-)	42-71	L
1/17/20	WISCONSIN (15/-)	67-55	W
1/23/20	Indiana (11/-)	63-67	L
1/26/20	Minnesota (11/-)	70-52	W
1/29/20	NORTHWESTERN (14/-)	79-50	W
2/1/20	Wisconsin (14/-)	63-64	W
2/4/20	PENN STATE (16/22)	70-75	L
2/8/20	Michigan (16/-)	68-77	L
2/11/20	ILLINOIS (-/22)	70-69	W
2/15/20	MARYLAND (-/9)	60-67	L
2/20/20	Nebraska (-/-)	86-65	W
2/25/20	IOWA (24/18)	78-70	W
2/29/20	Maryland (24/9)	78-66	W
3/3/20	Penn State (16/20)	79-71	W
3/8/20	OHIO STATE (16/19)	80-69	W

^ Champions Classic (Chicago, Ill.)

&amp; Gavitt Tipoff Games (Newark, N.J.)

% Maui Invitational (Lahaina, Hawaii)

# Detroit, Mich.

## 2019-20 Roster

#	Name (Ht., Year., Pos.)	PPG
0	Kyle Ahrens (6-5, R-Sr., G/F)	3.6
1	Joshua Langford (6-5, Sr., G)	11.7
2	Rocket Watts (6-2, Fr., G)	9.0
3	Foster Loyer (6-0, So., G)	2.9
5	Cassius Winston (6-0, Sr., G)	18.6
10	Jack Hoiberg (5-10, R-So., G)	1.4
11	Aaron Henry (6-6, So., F)	10.0
13	Steven Izzo (5-8, Fr., G)	0.0
14	Brock Washington (6-3, R-So., G)	0.8
15	Thomas Kithier (6-8, So., F)	3.1
20	Joey Hauser (6-9, R-So., F)	--
23	Xavier Tillman (6-8, Jr., F)	13.7
25	Malik Hall (6-7, Fr., F)	4.6
30	Marcus Bingham Jr. (6-11, So., F)	3.5
34	Julius Marble II (6-8, Fr., F)	1.7
40	Braden Burke (6-11, R-Jr., F)	0.2
41	Conner George (6-3, R-Sr., G)	1.1
44	Gabe Brown (6-7, So., F)	6.8

## 2020-21

## NCAA TOURNAMENT

(15-13 Overall; 9-11 - t-8th Big Ten)

DATE	OPPONENT	MSU-OPP	W/L
11/25/20	EASTERN MICH.	83-67	W
11/28/20	NOTRE DAME	80-70	W
W 12/1/20	at Duke ^	75-69	W
12/4/20	DETROIT MERCY	83-76	W
W 12/6/20	WESTERN MICH.	79-61	W
12/13/20	OAKLAND	109-91	W
12/20/20	Northwestern	65-79	L
12/25/20	WISCONSIN	76-85	L
12/28/20	Minnesota	56-81	L
1/2/21	Nebraska	84-77	W
1/5/21	RUTGERS	68-45	W
1/8/21	PURDUE	54-55	L
1/28/21	Rutgers	37-67	L
1/31/21	Ohio State	62-79	L
2/2/21	Iowa	78-84	L
2/6/21	NEBRASKA	66-56	W
2/9/21	PENN STATE	60-58	W
2/13/21	IOWA	58-88	L
2/16/21	Purdue	65-75	L
2/20/21	Indiana	78-71	W
2/23/21	ILLINOIS	81-72	W
2/25/21	OHIO STATE	71-67	W
2/28/21	Maryland	55-73	L
3/2/21	INDIANA	64-58	W
3/4/21	Michigan	50-69	L
3/7/21	MICHIGAN *	70-64	W
3/11/21	Maryland *	57-68	L
3/18/21	UCLA \$	80-86OT	L

^ Champions Classic (Durham, N.C.)

\* Big Ten Tournament (Indianapolis, Ind.)

\$ NCAA Tournament (Indianapolis, Ind.)

## 2020-21 Roster

#	Name (Ht., Year., Pos.)	PPG
0	Aaron Henry (6-6, Jr., F)	15.4
1	Joshua Langford (6-5, Grad, G)	9.7
2	Rocket Watts (6-2, So., G)	7.7
3	Foster Loyer (6-0, Jr., G)	4.2
10	Jack Hoiberg (5-10, R-Jr., G)	0.5
11	A.J. Hoggard (6-3, Fr., G)	2.5
13	Steven Izzo (5-8, So., G)	0.0
14	Davis Smith (6-1, Fr., G)	0.0
15	Thomas Kithier (6-8, Jr., F)	9.7
20	Joey Hauser (6-9, R-Jr., F)	2.4
22	Mady Sissoko (6-9, Fr., C)	1.1
25	Malik Hall (6-7, So., F)	5.0
30	Marcus Bingham Jr. (6-11, Jr., F)	3.5
34	Julius Marble II (6-8, So., F)	4.0
31	Gabe Brown (6-7, Jr., F)	7.2

## MSU's Record

When Ranked	655-219
When Ranked in Top 10	358-110
When Ranked No. 1	15-7
Vs. Ranked Opponents	219-291
Vs. Opp. Ranked in Top 10	75-158
Vs. Opp. Ranked No. 1	4-21

\* Rankings based on Associated Press Poll



# ALL-TIME RECORD VS. OPPONENTS

## AC Spark Plug (Flint) 1-0

(A - 1-0)		
12-26-1919	A	W 29-28

## Adrian 12-0

(H - 9-0; A - 3-0)

1-18-1906	H	W 43-18
3-10-1906	A	W 21-20
2-7-1907	H	W 54-24
2-20-1907	A	W 41-20
1-17-1908	H	W 30-14
2-22-1908	A	W 42-31
1-25-1909	H	W 53-13
12-15-1923	H	W 25-12
12-10-1924	H	W 42-16
12-12-1925	H	W 30-14
12-8-1926	H	W 33-29
12-7-1927	H	W 30-25

## Akron 1-0

(A - 1-0)

2-27-1914	A	W 45-30
-----------	---	---------

## Alabama 1-1

(N - 1-1)

12-28-1983	N	L 69-81
12-23-1998	N	W 75-58

## Alabama-Birmingham 0-2

(N - 0-2)

3-15-1985	N	L 68-70
3-29-1989	N	L 76-78ot

## Alabama State 1-0

(N - 1-0)

3-16-2001	N	W 69-35
-----------	---	---------

## Albion 10-1

(H - 8-1; A - 2-0)

2-23-1906	A	W 44-11
3-3-1906	H	W 59-8
2-2-1912	H	W 60-23
1-2-1922	H	W 33-13
1-12-1927	H	L 31-37
2-8-1928	H	W 52-20
12-3-1932	H	W 31-29
12-2-1935	H	W 36-28
12-9-1936	H	W 32-22
1-8-1945	A	W 72-36
1-22-1945	H	W 58-38

## Alcorn State 1-0

(H - 1-0)

12-13-2008	H	W 118-60
------------	---	----------

## Alger Country Club 1-0

(A - 1-0)

3-21-1920	A	W 17-14
-----------	---	---------

## Alma 15-1

(H - 12-0; A - 3-1)

2-1-1902	H	W 102-3
3-9-1902	A	W 29-3
1-23-1904	H	W 52-7
2-27-1904	A	L 14-22
3-16-1906	H	W 52-8
1-20-1911	H	W 51-24
2-24-1911	A	W 23-21
1-16-1912	H	W 53-14
2-16-1912	A	W 37-15
1-27-1913	H	W 48-24
1-20-1917	H	W 47-7
1-4-1922	H	W 43-17
2-17-1923	H	W 27-21
2-6-1931	H	W 42-20
12-3-1931	H	W 39-12
11-27-1948	H	W 46-33

## Alpena Independent 1-0

(A - 1-0)		
3-20-1920	A	W 22-11

## Alumni 3-1

(H - 3-1)

3-14-1925	H	W 43-19
3-6-1926	H	L 38-40
2-25-1927	H	W 36-24
1-17-1959	H	W 63-56

## Ann Arbor YMCA 0-2

(H - 0-1; A - 0-1)

2-12-1906	H	L 20-21
2-24-1906	A	L 25-29

## Arizona 2-5

(H - 1-1; A - 0-2; N - 1-2)

1-2-1947	H	L 43-45
12-29-1987	A	L 58-78
12-11-2000	A	L 68-79
3-31-2001	N	L 61-80
12-15-2001	H	W 74-60
11-23-2005	N	W 74-70t
11-11-2016	N	L 63-65

## Arizona State 1-0

(N - 1-0)

12-30-1972	N	W 83-74
------------	---	---------

## Arkansas 2-0

(N - 2-0)

11-27-1991	N	W 86-71
11-28-1995	N	W 75-72

## Arkansas-Little Rock 2-0

(H - 1-0; N - 1-0)

12-3-2005	N	W 72-67
11-20-2011	H	W 69-47

## Arkansas-Pine Bluff 3-0

(H - 3-0)

12-5-2012	H	W 76-44
12-6-2014	H	W 85-52
11-20-2015	H	W 92-46

## Armour Instit. of Tech. 7-2

(H - 5-0; A - 2-2)

1-12-1907	H	W 51-24
2-27-1908	A	L 26-29
2-21-1909	H	W 53-7
2-11-1910	A	W 26-11
1-21-1911	H	W 51-11
2-3-1911	A	L 21-36
1-12-1912	A	W 39-30
1-27-1912	H	W 51-18
12-2-1923	H	W 27-22

## Army 1-0

(H - 1-0)

12-1-1984	H	W 76-64
-----------	---	---------

## Auburn 1-0

(N - 1-0)

11-24-1989	N	W 92-79
------------	---	---------

## Austin Peay 3-1

(H - 3-0; A - 0-1)

12-19-1987	A	L 77-85
12-17-1988	H	W 70-60
12-9-1989	H	W 88-76
12-27-1991	H	W 82-71

## Ball State 1-0

(H - 1-0)

12-29-1994	H	W 117-95
------------	---	----------

## Baltimore 1-0

(A - 1-0)		
1-29-1940	A	W 39-28

## Battle Creek YMCA 3-0

(H - 2-0; A - 1-0)

2-25-1905	H	W 94-4
2-24-1908	A	W 28-14
2-18-1909	H	W 32-25

## Bay City YMCA 3-0

(H - 2-0; A - 1-0)

1-21-1905	H	W 47-20
3-3-1905	A	W 30-14
2-7-1910	H	W 84-12

## Baylor 0-1

(N - 0-1)

11-24-2016	N	L 58-73
------------	---	---------

## Belmont 1-0

(H - 1-0)

12-19-2006	H	W 67-58
------------	---	---------

## Bethany 2-1

(H - 2-0; A - 0-1)

3-2-1921	H	W 41-18
1-16-1930	A	L 27-36
2-11-1930	H	W 36-32

## Binghamton 2-0

(H - 2-0)

12-5-2015	H	W 76-33
11-10-2019	H	W 100-47

## Boise State 3-0

(H - 1-0; A - 1-0; N - 1-0)

11-29-1982	A	W 71-59
11-20-2012	H	W 74-70
11-27-2015	N	W 77-67

## Boston College 3-3

(H - 1-0; A - 0-1; N - 2-2)

2-22-1947	H	W 70-49
12-28-1973	N	L 81-94
12-28-1984	N	L 78-82
12-6-2005	N	W 77-70
11-29-2006	A	L 58-65
11-26-2015	N	W 99-68

## Bowling Green 11-3

(H - 7-1; A - 3-1; N - 1-1)

12-3-1959	H	W 96-67
12-5-1960	A	W 70-67
12-7-1963	H	W 104-81
12-7-1965	A	W 84-59
12-28-1966	N	L 67-75
3-18-1983	H	W 72-71
12-10-1988	H	W 89-72
12-18-1989	H	L 79-81
12-1-1990	A	L 85-98
12-28-1993	H	W 62-49
12-27-2000	N	W 85-69
12-4-2010	H	W 74-39
12-17-2011	H	W 74-60
12-18-2012	A	W 64-53

## Bradley 5-0

(H - 2-0; A - 1-0; N - 2-0)

12-19-1969	N	W 89-87
12-3-2006	H	W 82-53
12-4-2007	A	W 66-61
12-7-2008	H	W 75-59
3-21-2019	N	W 76-65

## Brigham Young 5-4

(H - 3-0; A - 0-3; N - 2-1)

12-29-1930	H	W 29-28
12-8-1956	H	W 79-61
12-21-1959	A	L 75-79





## ALL-TIME RECORD VS. OPPONENTS

12-23-1963	A	L	90-95
12-16-1980	A	L	50-82
12-4-1982	H	W	63-55
12-29-1986	N	L	88-96
12-9-2006	N	W	76-61
12-8-2007	N	W	68-61

### Brooklyn 2-0

(H - 2-0)

12-15-1983	H	W	85-72
12-2-1986	H	W	80-62

### Brown 1-0

(H - 1-0)

11-8-2006	H	W	45-34
-----------	---	---	-------

### Buchtel 0-1

(A - 0-1)

2-27-1913	A	L	30-35
-----------	---	---	-------

### Bucknell 2-0

(H - 1-0; N - 1-0)

11-21-2003	H	W	64-52
3-18-2018	N	W	82-78

### Buffalo 4-0

(H - 1-0; A - 3-0)

2-1-1917	H	W	36-17
1-16-1933	A	W	29-18
1-12-1934	A	W	37-30
1-14-1938	A	W	65-35

### Butler 13-11

(H - 9-2; A - 4-8; N - 0-1)

1-14-1927	A	L	16-53
1-31-1927	H	L	23-29
2-1-1936	H	L	21-24
2-8-1937	A	L	21-27
1-28-1938	H	W	21-15
1-21-1939	A	L	33-34
1-28-1939	H	W	39-29
1-26-1942	H	W	40-39
2-7-1942	A	L	36-38
12-17-1956	A	L	79-83
12-2-1957	H	W	74-55
12-8-1958	H	W	72-46
12-28-1959	A	W	85-80
12-3-1960	H	W	77-71
12-23-1961	A	W	77-72
12-28-1963	A	W	76-65
12-19-1964	A	L	89-90
12-9-1965	H	W	75-56
12-14-1967	A	L	55-65
12-13-1968	H	W	70-60
12-17-1969	A	L	60-81
12-14-1970	H	W	99-75
12-20-1971	A	W	77-71
4-3-2010	N	L	50-52

### Camp Grant 0-2

(H - 0-1; A - 0-1)

1-29-1943	H	L	31-39
2-20-1943	A	L	31-43

### California 0-5

(H - 0-1; A - 0-2; N - 0-2)

1-5-1938	H	L	29-31
12-22-1939	A	L	37-41
12-23-1959	A	L	60-71
12-30-1961	N	L	72-85
12-20-1963	N	L	68-78

### Cal State Fullerton 4-0

(H - 2-0; A - 1-0; N - 1-0)

12-1-1967	H	W	80-49
12-9-1978	H	W	92-89
12-6-1980	A	W	58-42
12-29-1981	N	W	51-50

### UCLA 4-7

(H - 1-1; A - 1-3; N - 2-3)

12-19-1952	H	L	55-60
12-31-1953	A	L	57-67
12-27-1957	A	W	63-61
12-28-1960	A	L	61-98
12-20-2003	A	L	58-64
12-21-2004	H	W	76-64
11-20-2007	N	L	63-68
3-17-2011	N	L	76-78
11-22-2018	N	W	87-67
11-27-2019	N	W	75-62
3-18-2021	N	L	80-860T

### UC Santa Barbara 1-0

(N - 1-0)

3-17-1990	N	W	62-58
-----------	---	---	-------

### Canisius 4-0

(H - 2-0; A - 2-0)

12-8-1975	H	W	83-68
12-18-1976	A	W	82-59
11-24-1984	A	W	80-71
12-7-1985	H	W	90-61

### Carleton 0-1

(H - 0-1)

1-7-1924	H	L	12-27
----------	---	---	-------

### Carnegie Inst. of Tech. 4-0

(H - 3-0; A - 1-0)

12-29-1921	H	W	38-17
12-30-1922	H	W	37-29
2-19-1926	H	W	27-22
1-17-1930	A	W	35-23

### Case 1-1

(H - 1-0; A - 0-1)

1-8-1937	A	L	34-38
1-1-1938	H	W	48-34

### Central Connecticut St. 1-0

(H - 1-0)

12-7-2011	H	W	89-69
-----------	---	---	-------

### Central Florida 1-0

(H - 1-0)

11-27-1998	H	W	87-64
------------	---	---	-------

### Central Michigan 30-3

(H - 25-2; A - 5-1)

2-3-1906	H	W	37-12
2-16-1906	A	W	21-18
1-26-1907	H	W	42-18
3-1-1907	A	W	33-22
1-4-1908	A	W	46-8
2-5-1908	H	W	41-23
1-6-1912	H	W	72-10
1-7-1920	H	W	29-15
1-8-1921	H	W	26-21
1-25-1922	H	W	27-21
1-27-1923	H	W	28-13
1-29-1924	H	W	21-20
1-26-1934	H	W	32-27
12-1-1934	H	W	43-14
1-7-1939	H	W	29-24
12-8-1941	H	W	29-23
12-22-1970	H	W	85-74
12-19-1972	H	W	96-74
12-1-1973	A	W	78-70
12-2-1974	H	W	82-78
12-1-1975	H	W	69-61
11-29-1976	A	L	76-81
11-28-1977	H	W	68-61
11-27-1978	H	W	71-54
11-18-1979	A	W	95-76
11-29-1980	H	L	66-89
11-27-1981	H	W	89-70
11-27-1982	H	W	62-47

11-25-1983	H	W	73-52
11-29-1985	H	W	103-60
12-20-1990	H	W	74-61
12-29-1995	H	L	62-69
11-28-1997	H	W	89-61

### Central State 1-0

(H - 1-0)

1-27-1931	H	W	31-18
-----------	---	---	-------

### Chaminade 3-0

(N - 3-0)

11-20-1995	N	W	69-66
11-21-2005	N	W	89-67
11-22-2010	N	W	82-74

### Charleston Southern 1-0

(H - 1-0)

11-18-2019	H	W	94-46
------------	---	---	-------

### Chicago 2-3

(H - 0-1; A - 2-2)

12-31-1919	H	L	25-32
12-22-1923	A	L	17-21
12-20-1924	A	W	29-15
12-19-1925	A	W	28-21
12-18-1926	A	L	24-33

### Chicago State 2-0

(H - 2-0)

12-16-2006	H	W	69-61
11-13-2007	H	W	86-53

### Chicago West. YMCA 0-1

(H - 0-1)

1-19-1904	H	L	13-44
-----------	---	---	-------

### Chicago YMCA College 3-0

(H - 3-0)

1-28-1920	H	W	33-20
3-4-1922	H	W	25-21
1-30-1923	H	W	23-19

### Cincinnati 9-4

(H - 4-2; A - 4-1; N - 1-1)

12-5-1930	H	W	22-8
1-22-1942	H	W	37-30
2-6-1942	A	W	36-30
1-6-1945	H	L	37-39
1-12-1945	A	L	50-54
1-5-1946	H	W	69-38
2-4-1946	A	W	69-39
12-19-1978	N	W	63-52
12-21-1981	H	L	45-56
12-13-1982	A	W	70-69
12-13-1990	A	W	65-63
12-21-1991	H	W	90-89
3-22-1992	N	L	65-77

### Citadel, The 4-0

(H - 3-0; A - 1-0)

11-12-2006	H	W	73-41
12-17-2008	H	W	79-65
12-7-2009	A	W	69-56
12-22-2014	H	W	82-56

### Cleveland State 9-0

(H - 6-0; A - 3-0)

12-21-1982	H	W	95-56
12-12-1983	A	W	71-62
12-7-1993	A	W	90-76
12-12-1994	H	W	111-68
12-3-1996	H	W	83-78
12-6-1997	A	W	85-54
12-8-2002	H	W	79-47
12-16-2005	H	W	83-75
12-29-2017	H	W	111-61



# ALL-TIME RECORD VS. OPPONENTS

Coe	(H - 1-0)	1-0
1-16-1928	H W	35-25

Colgate	(H - 2-0; A - 3-1)	5-1
2-1-1929	A L	35-36
1-16-1931	A W	41-31
1-17-1931	A W	50-30
1-29-1932	H W	30-21
1-30-1932	H W	29-28
1-17-1933	A W	40-26

Colorado	(H - 1-0; N - 2-1)	3-1
12-28-1956	N L	87-90
12-14-1957	H W	84-44
12-28-1988	N W	60-57
3-21-2003	N W	79-64

Colorado State	(N - 1-0)	1-0
12-17-1971	N W	67-63

Columbia	(H - 1-0)	1-0
11-15-2013	H W	62-53

Concordia	(H - 1-0)	1-0
1-15-1927	H W	45-25

Connecticut	(H - 1-0; A - 0-1; N - 2-3)	3-4
12-5-1998	A L	68-82
2-5-2000	H W	85-66
4-4-2009	N W	82-73
11-23-2010	N L	67-70
11-9-2012	N L	62-66
3-30-2014	N L	54-60
11-24-2017	N W	77-57

Coppin State	(H - 2-0)	2-0
12-30-2003	H W	78-72
12-31-2005	H W	78-54

Cornell	(H - 5-1)	5-1
1-3-1929	H W	38-24
1-2-1932	H W	29-26
12-20-1948	H L	45-56
12-29-1949	H W	61-54
12-29-1993	H W	83-69
11-24-2000	H W	89-56

Creighton	(H - 4-2; A - 3-3)	7-5
2-11-1920	A L	21-22
2-12-1920	A W	18-15
3-1-1920	H W	31-24
3-3-1921	H W	27-20
2-3-1922	A L	30-41
2-4-1922	A L	21-25
2-27-1922	H L	28-34
12-18-1939	A W	32-30
12-19-1939	A W	38-21
12-30-1940	H L	29-37
12-31-1940	H W	34-29
12-5-1953	H W	88-51

Dartmouth	(H - 1-0)	1-0
12-28-1951	H W	47-42

Dayton	(H - 1-0; A - 1-0)	2-0
12-7-1991	A W	83-74
12-19-1992	H W	65-60

Dearborn Naval A.B.	(H - 1-0)	1-0
1-19-1943	H W	55-24

Defiance	(H - 1-0; A - 1-0)	2-0
1-23-1915	H W	54-12
1-30-1915	A W	30-19

Delaware	(N - 1-0)	1-0
3-20-2014	N W	93-78

Delaware State	(H - 1-0)	1-0
12-18-2004	H W	63-45

Denison	(A - 0-1)	0-1
2-28-1913	A L	18-44

Denver	(H - 1-0)	1-0
12-13-1951	H W	50-48

DePaul	(H - 2-3; A - 2-4; N - 1-0)	5-7
2-26-1908	A W	26-17
1-13-1909	H W	76-7
2-16-1937	H L	21-23
1-23-1943	A L	37-45
1-18-1946	A L	52-58
1-25-1947	A L	45-52
1-24-1948	A L	42-52
2-3-1948	H L	49-63
12-22-1954	H L	75-76
1-29-1955	A W	88-72
11-30-2003	H W	89-81
11-23-2017	N W	73-51

DePauw	(H - 0-3; A - 1-2)	1-5
1-31-1919	A W	18-17
2-12-1919	H L	12-21
2-18-1920	H L	21-33
2-23-1920	A L	18-31
1-21-1921	A L	19-39
2-7-1921	H L	23-26

Detroit	(H - 27-6; A - 19-10)	46-16
12-29-1917	A L	22-32
1-3-1920	A L	29-30
2-23-1924	H W	31-17
2-11-1925	H W	23-22
1-26-1926	A L	10-16
2-2-1926	H L	22-29
1-19-1927	H W	30-23
2-12-1927	A L	27-30
1-13-1928	H W	27-23
2-17-1928	H W	17-13
1-18-1929	A W	27-13
2-15-1929	H W	40-15
1-9-1930	H W	26-20
1-25-1930	A W	21-18
2-10-1931	H W	34-16
2-21-1931	A W	16-11
1-19-1932	H W	22-13
2-17-1932	A W	35-34
2-15-1933	H W	30-28
2-18-1933	A L	16-27
2-14-1934	H W	27-20
2-17-1934	A W	28-22
1-31-1942	A W	32-28
2-16-1942	H L	37-39
2-14-1945	H W	53-29
2-24-1945	A W	62-38
1-23-1946	H W	40-38
2-9-1946	H W	58-46

1-11-1947	A W	52-44
2-19-1947	H W	55-48
1-20-1948	A W	52-34
1-26-1948	H W	66-31
1-10-1949	H W	66-49
1-17-1949	A L	34-35
1-9-1950	A W	55-66
2-14-1950	H W	57-54
12-5-1950	H W	45-31
12-18-1951	A W	52-47
12-4-1954	H L	78-84
2-1-1956	A W	85-78
12-6-1957	A W	71-59
12-6-1958	H W	88-51
12-22-1973	A L	71-70t
12-23-1974	A W	72-69
12-22-1975	A L	82-85
12-15-1976	H L	94-99
12-21-1977	A W	103-74
12-20-1979	A W	63-57
12-2-1981	A W	65-60t
12-18-1982	H W	75-70t
11-27-1987	H W	65-60t
12-15-1988	A W	96-90t
12-16-1989	H W	94-65
12-8-1990	A W	83-61
12-14-1991	H W	91-75
12-12-1993	H W	74-63
12-17-1994	A W	80-63
12-10-1995	H L	61-63
12-14-1996	A L	84-830t
12-13-1997	H L	65-68
11-12-2001	H W	80-70
12-4-2020	H W	83-76

Detroit A.C.	(A - 0-4)	0-4
3-25-1904	A L	8-33
2-10-1905	A L	30-39
2-10-1911	A L	12-54
12-19-1919	A L	11-23

Detroit Burroughs	(H - 2-0; A - 1-0)	3-0
1-18-1909	H W	24-15
2-22-1909	A W	20-19
1-30-1914	H W	29-22

Detroit Law College	(H - 2-0)	2-0
1-3-1922	H W	56-3
12-28-1923	H W	25-14

Detroit Rayls	(H - 1-0; A - 0-1)	1-1
1-21-1913	H W	37-12
1-10-1919	A L	16-37

Detroit Spaldings	(H - 1-1; A - 1-0)	2-1
1-14-1910	H W	20-18
1-9-1911	H L	9-21
1-18-1911	A W	25-18

Detroit YMCA	(H - 8-6; A - 2-8)	10-14
1-26-1903	H W	43-8
1-28-1907	A L	14-31
2-19-1907	H L	17-23
1-20-1908	A L	20-33
2-14-1908	H L	27-29
2-11-1909	A L	18-25
3-11-1909	H W	33-28
3-7-1910	A W	27-24
1-30-1911	A L	11-22
2-24-1912	H W	42-26
3-4-1912	A W	20-17
2-11-1913	A L	22-23
3-8-1913	H W	39-9



## ALL-TIME RECORD VS. OPPONENTS

2-14-1914	H	L	27-29
3-3-1914	H	L	22-27
1-22-1915	H	W	23-14
3-2-1915	A	L	9-21
2-12-1916	H	W	27-23
3-7-1916	H	L	14-35
2-3-1917	H	W	33-26
3-10-1917	H	L	15-30
12-28-1917	A	L	13-31
1-26-1918	A	L	20-34
3-9-1918	H	W	23-16

### DeVilbiss College 0-1

(A - 0-1)

12-20-1919	A	L	25-37
------------	---	---	-------

### Drake 2-1

(H - 1-1; A - 1-0)

12-2-1944	H	W	44-36
12-12-1964	H	L	75-91
12-22-1965	A	W	61-50

### Duke 4-13

(H - 0-2; A - 1-3; N - 3-8)

12-29-1958	N	W	82-57
3-20-1994	N	L	74-85
12-2-1998	N	L	67-73
3-27-1999	N	L	62-68
12-3-2003	H	L	50-72
11-30-2004	A	L	74-81
3-25-2005	N	W	78-68
12-1-2010	A	L	79-84
11-15-2011	N	L	69-74
3-29-2013	N	L	61-71
11-18-2014	N	L	71-81
4-4-2015	N	L	61-81
11-29-2016	A	L	69-78
11-14-2017	N	L	81-88
3-31-2019	N	W	68-67
12-3-2019	H	L	75-87
12-1-2020	A	W	75-69

### Earlham 1-1

(H - 0-1; A - 1-0)

1-30-1925	A	W	24-23
2-13-1926	H	L	21-26

### East Tennessee State 7-0

(H - 4-0; A - 2-0; N - 1-0)

1-2-1993	A	W	80-69
11-28-1993	N	W	92-69
12-9-1993	H	W	107-81
11-21-1995	H	W	63-57
12-25-1996	H	W	83-45
11-17-1997	H	W	82-59
12-10-1998	A	W	86-53

### Eastern Illinois 1-0

(H - 1-0)

12-27-1997	H	W	81-69
------------	---	---	-------

### Eastern Kentucky 1-0

(H - 1-0)

12-1-1969	H	W	89-85
-----------	---	---	-------

### Eastern Michigan 32-3

(H - 22-1; A - 9-2; N - 1-0)

3-3-1900	A	W	25-8
3-2-1901	H	W	21-6
3-16-1901	A	W	12-7
2-13-1903	A	W	23-7
3-7-1903	H	W	49-5
2-6-1904	A	W	22-2
3-5-1904	H	W	62-10
1-29-1907	A	W	50-25
3-2-1907	H	W	72-13
1-14-1922	H	W	28-22
1-13-1923	H	W	19-17

1-30-1926	H	L	23-35
1-22-1934	H	W	34-27
1-8-1935	H	W	35-14
1-24-1935	A	W	53-28
1-25-1936	A	W	37-24
1-29-1936	H	W	18-15
1-18-1945	A	W	75-31
12-10-1973	H	W	91-69
12-7-1974	H	W	92-60
12-6-1975	A	L	79-85
12-11-1976	H	W	54-50t
12-12-1980	H	W	73-63
11-28-1986	H	W	99-83
12-17-1987	A	L	80-80t
12-22-1988	H	W	91-76
12-23-1989	H	W	87-73
3-12-1998	N	W	83-71
12-4-1999	H	W	74-57
11-12-2010	H	W	96-66
11-27-2011	A	W	72-40
12-17-2014	H	W	66-46
11-23-2015	H	W	89-65
12-21-2019	H	W	101-48
11-25-2020	H	W	83-67

### Eastern Washington 1-0

(H - 1-0)

11-25-2000	H	W	83-61
------------	---	---	-------

### Evansville 4-0

(H - 2-0; A - 2-0)

12-20-1989	A	W	80-66
12-18-1990	H	W	81-76
12-6-1995	H	W	67-63
12-17-1996	A	W	86-77

### Florida 5-3

(H - 2-0; A - 1-1; N - 2-2)

12-30-1987	N	L	59-83
4-3-2000	N	W	89-76
12-6-2000	H	W	99-83
12-6-2001	A	L	70-74
3-23-2003	N	W	68-46
11-27-2009	N	L	74-77
12-12-2015	H	W	58-52
12/8/2018	A	W	63-59

### Florida A&M 1-0

(H - 1-0)

11-19-2004	H	W	104-72
------------	---	---	--------

### Florida Atlantic 1-0

(H - 1-0)

11-13-2015	H	W	82-55
------------	---	---	-------

### Florida Gulf Coast 3-0

(H - 3-0)

11-13-2009	H	W	97-58
11-20-2016	H	W	78-77
11/11/2018	H	W	106-82

### Florida International 1-0

(H - 1-0)

12-18-2005	H	W	85-58
------------	---	---	-------

### Florida State 1-1

(H - 1-0; A - 0-1)

3-17-1997	A	L	63-68
11-30-2011	H	W	65-49

### Fort Custer Officers 4-1

(H - 3-1; A - 1-0)

1-9-1918	H	L	16-27
1-19-1918	H	W	24-20
1-24-1919	H	W	31-13
12-19-1919	A	W	53-3
12-2-1941	H	W	50-29

### Franklin 0-2

(H - 0-1; A - 0-1)

1-31-1925	A	L	14-36
2-20-1925	H	L	16-28

### Fresno State 1-3

(H - 0-1; A - 0-1; N - 1-1)

3-21-1983	H	L	58-72
3-19-1996	A	L	70-80
3-18-2001	N	W	81-65
11-23-2001	N	L	58-63

### Furman 3-0

(H - 2-0; A - 1-0)

11-28-1988	H	W	98-68
12-2-1989	A	W	84-63
11-23-1990	H	W	78-73

### Geneva 1-0

(A - 1-0)

1-9-1937	A	W	42-41
----------	---	---	-------

### Georgetown 1-1

(N - 1-1)

3-15-1986	N	W	80-68
2-1-2014	N	L	60-64

### George Mason 2-1

(H - 1-0; N - 1-1)

12-28-1990	H	W	97-72
12-5-2004	N	W	66-60
3-17-2006	N	L	65-75

### George Washington 4-3

(H - 2-1; A - 2-0; N - 0-2)

12-30-1955	N	L	62-65
12-18-1984	A	W	68-54
12-4-1985	H	W	87-61
12-6-1986	A	W	77-62
12-5-1987	H	L	64-65
3-12-1997	H	W	65-50
12-4-2004	N	L	83-96

### Georgia 2-0

(N - 2-0)

3-20-2015	N	W	70-63
11-26-2019	N	W	93-85

### Georgia Tech 2-2

(H - 2-1; N - 0-1)

1-4-1947	H	W	62-52
12-22-1949	H	L	60-68
3-23-1990	N	L	80-81ot
11-30-2005	H	W	88-86

### Gonzaga 4-1

(H - 2-0; A - 1-0; N - 1-1)

11-29-1997	H	W	70-68
3-23-2001	N	W	77-62
11-22-2005	N	L	106-103ot
11-17-2009	H	W	75-71
12-10-2011	A	W	74-67

### Governor's Guard 3-0

(A - 3-0)

3-10-1900	A	W	25-7
2-15-1902	A	W	19-0
2-18-1903	A	W	19-7

### Grand Rapids JC 1-0

(A - 1-0)

2-26-1921	A	W	20-11
-----------	---	---	-------

### Grand Rapids YMCA 6-2

(H - 3-0; A - 3-2)

3-14-1903	H	W	42-7
2-12-1904	A	W	14-13
3-12-1904	H	W	41-10
1-28-1905	A	L	22-38
2-10-1906	A	W	25-20





# ALL-TIME RECORD VS. OPPONENTS

1-25-1908	H	W	74-16
1-5-1918	A	L	21-22
1-4-1919	A	W	19-17

## Great Lakes Naval T.S. 1-4 (H - 1-2; A - 0-2)

1-6-1942	H	W	33-31
1-9-1943	A	L	34-38
2-11-1943	H	L	39-56
12-5-1945	H	L	49-53
2-11-1946	A	L	58-59

## Gwinn Club 1-0 (A - 1-0)

3-25-1920	A	W	66-12
-----------	---	---	-------

## Hardin-Simmons 1-0 (H - 1-0)

12-16-1967	H	W	95-76
------------	---	---	-------

## Harvard 3-2 (H - 2-2; N - 1-0)

12-24-1941	H	W	39-28
1-1-1943	H	L	28-31
12-29-1947	H	W	53-40t
12-28-1949	H	L	57-68
3-22-2014	N	W	80-73

## Haskell Indians 1-0 (H - 1-0)

2-17-1908	H	W	33-18
-----------	---	---	-------

## Hawai'i 0-2 (A - 0-2)

12-30-1981	A	L	61-62
11-19-2005	A	L	62-84

## Hawaiian All-Stars 1-1 (H - 1-1)

1-26-1937	H	L	24-25
1-11-1938	H	W	55-31

## Hawaiian Army 1-0 (A - 1-0)

12-30-1965	A	W	97-69
------------	---	---	-------

## Hawaiian Marines 1-0 (A - 1-0)

12-27-1965	A	W	84-53
------------	---	---	-------

## Hillsdale 8-0 (H - 7-0; A - 1-0)

3-1-1902	H	W	58-20
3-15-1902	A	W	36-17
1-29-1903	H	W	49-2
1-7-1928	H	W	58-24
12-14-1928	H	W	47-15
2-21-1930	H	W	34-28
1-21-1935	H	W	45-24
11-27-1948	H	W	53-43

## Holland YMCA 1-1 (A - 1-1)

1-3-1919	A	L	15-21
12-27-1919	A	W	20-18

## Holy Cross 1-1 (N - 1-1)

12-29-1973	N	W	97-85
12-29-1976	N	L	61-70

## Hope 22-12 (H - 17-5; A - 5-7)

1-31-1905	A	L	30-44
1-5-1907	H	W	50-30
2-16-1907	A	W	33-23
3-3-1910	H	W	40-21
3-11-1910	A	L	30-38
2-17-1911	A	L	24-48
3-3-1911	H	W	36-24
1-23-1912	A	L	40-41

2-21-1912	H	W	55-23
1-29-1913	A	W	33-26
2-21-1913	H	W	58-25
1-13-1915	H	W	56-20
2-24-1915	A	W	46-28
1-14-1916	H	L	14-20
2-4-1916	A	W	21-18
1-19-1917	H	W	34-20
2-23-1917	H	L	13-18
1-18-1918	A	L	23-33
2-15-1918	H	W	35-10
2-8-1919	A	L	18-21
3-1-1919	H	L	20-26
1-9-1920	A	L	16-21
3-6-1920	H	W	34-23
1-14-1921	H	W	31-17
2-25-1921	A	W	27-23
3-3-1922	H	W	29-28
1-3-1924	H	W	22-7
2-3-1925	H	L	19-20
2-9-1927	H	W	46-31
1-30-1928	H	W	36-21
2-8-1929	H	W	51-18
1-28-1930	H	W	55-16
1-29-1937	H	L	21-25
12-9-1937	H	W	51-27

## Houston 0-1 (A - 0-1)

12-28-1971	A	L	73-106
------------	---	---	--------

## Houston Baptist 1-0 (H - 1-0)

12-18-2017	H	W	107-62
------------	---	---	--------

## Howard 1-0 (H - 1-0)

12-3-1999	H	W	75-45
-----------	---	---	-------

## Idaho 1-0 (H - 1-0)

11-16-2008	H	W	100-62
------------	---	---	--------

## Idaho State 1-0 (H - 1-0)

12-30-1995	H	W	68-55
------------	---	---	-------

## Illinois 64-60 (H - 40-20; A - 21-39; N - 3-1)

3-5-1951	H	L	43-49
2-11-1952	A	L	62-84
1-19-1953	H	L	64-76
3-2-1953	A	L	53-66
1-9-1954	H	W	60-59
2-14-1955	A	L	72-90
1-2-1956	A	L	65-73
2-18-1956	H	L	76-96
2-9-1957	H	W	70-64
2-18-1957	A	W	89-83
2-15-1958	H	W	69-56
1-10-1959	A	W	97-96
1-16-1960	A	L	88-96
2-8-1960	H	W	78-77
1-30-1961	A	L	92-93
2-20-1961	H	W	90-80
1-13-1962	H	L	65-66
2-9-1963	A	L	86-91
1-4-1964	A	L	66-87
2-17-1964	H	W	85-82
2-20-1965	H	L	94-113
3-9-1965	A	L	89-121
2-22-1966	H	W	68-66
1-7-1967	A	W	76-74
1-6-1968	A	L	56-66
3-9-1968	H	W	62-59
2-15-1969	H	W	75-70
3-4-1969	A	L	57-71
12-29-1969	N	L	77-86
2-24-1970	H	L	67-74

3-7-1970	A	W	81-76
1-9-1971	A	L	61-89
1-16-1971	H	L	67-69
2-8-1972	H	W	89-79
2-24-1973	A	L	71-81
1-14-1974	A	W	90-82
1-28-1974	H	W	93-82
2-1-1975	A	W	75-60
3-1-1975	H	W	96-82
1-24-1976	A	W	74-63
2-21-1976	H	W	69-59
1-20-1977	H	W	67-58
3-5-1977	A	W	62-61
1-12-1978	A	W	82-70
2-25-1978	H	W	89-67
1-11-1979	A	L	55-57
2-24-1979	H	W	76-62
1-26-1980	A	L	65-74
2-2-1980	H	W	68-59
1-29-1981	H	L	70-71
2-21-1981	A	L	62-82
1-16-1982	A	L	51-55
2-25-1982	H	W	56-47
1-27-1983	H	L	71-78
2-19-1983	A	L	61-69
1-26-1984	A	L	40-46
2-19-1984	H	L	53-70
1-12-1985	A	L	63-75
2-7-1985	H	W	64-56
1-12-1986	H	W	58-51
2-6-1986	A	W	84-80
1-5-1987	A	L	72-79
3-7-1987	H	L	64-77
1-9-1988	A	L	62-77
2-13-1988	H	L	65-83
1-7-1989	A	L	54-71
2-16-1989	H	L	56-75
1-18-1990	A	L	64-73
2-17-1990	H	W	70-63
1-17-1991	A	W	71-68
2-16-1991	H	W	62-58
1-11-1992	H	W	77-75
3-7-1992	A	L	71-80
1-9-1993	H	L	39-52
2-10-1993	A	L	80-83
1-8-1994	H	W	79-74
2-9-1994	A	L	64-72
1-28-1995	A	W	75-67
2-15-1995	H	W	68-58
1-6-1996	A	W	68-58
3-6-1996	H	W	77-67
1-22-1997	H	L	63-66
2-15-1997	A	L	68-79
1-17-1998	H	W	68-64
2-12-1998	A	L	63-84
1-16-1999	A	W	51-49
2-11-1999	H	W	61-44
3-7-1999	N	W	67-50
1-30-2000	H	W	91-66
3-12-2000	N	W	76-61
2-6-2001	A	L	66-77
2-3-2002	A	W	67-61
2-12-2002	H	L	61-63
2-2-2003	H	W	68-65
2-18-2003	A	L	40-70
2-10-2004	A	L	51-75
2-1-2005	H	L	68-81
1-5-2006	A	W	50-60
3-4-2006	H	L	68-75
3-10-2006	N	W	61-56
1-14-2007	H	W	63-57
1-30-2007	A	L	50-57
1-30-2008	H	W	51-41
3-6-2008	A	W	59-51
1-17-2009	H	W	63-57
3-1-2009	A	W	74-66
1-16-2010	H	W	73-63
2-6-2010	A	L	73-78
1-18-2011	A	L	62-71



## ALL-TIME RECORD VS. OPPONENTS

2-19-2011	H	W	61-57
1-31-2012	A	L	41-42
1-31-2013	H	W	80-75
1-18-2014	A	W	78-62
3-1-2014	H	L	46-53
2-7-2015	H	L	54-59
2-22-2015	A	W	60-53
1-7-2016	H	W	79-54
3-1-2017	A	L	70-73
1-22-2018	A	W	87-74
2-20-2018	H	W	81-61
2-5-2019	A	L	74-79
1-2-2020	H	W	76-56
2-11-2020	A	W	70-69
2-23-2021	H	W	81-72

### Illinois Athletic Club 1-3

(H - 1-1; A - 0-2)

1-15-1915	H	L	21-22
1-22-1916	A	L	18-50
1-26-1917	H	W	39-27
2-15-1917	A	L	23-43

### Illinois-Chicago 12-3

(H - 10-0; A - 2-3)

2-3-1983	H	W	99-82
12-22-1984	A	W	81-60
12-21-1985	H	W	99-74
12-16-1986	A	L	65-74
12-15-1987	H	W	78-64
12-13-1988	H	W	96-74
12-12-1989	A	L	57-65
12-17-1991	H	W	75-51
12-15-1992	H	W	79-75
12-14-1993	H	W	90-77
11-30-1994	A	W	92-78
12-5-1996	H	W	90-60
11-21-1997	A	L	58-70
12-13-1998	H	W	77-33
12-2-2000	H	W	97-53

### Indiana 57-71

(H - 39-23; A - 16-47; N - 1-1)

1-16-1920	H	L	19-20
12-31-1928	H	L	33-37
12-23-1947	H	W	64-60
12-6-1948	A	L	36-48
12-10-1949	H	L	58-73
1-2-1950	A	L	50-60
1-13-1951	H	L	37-47
3-3-1952	A	L	67-70
1-5-1953	H	L	62-69
2-14-1953	A	L	50-65
2-6-1954	A	L	74-79
2-20-1954	H	L	61-63
1-17-1955	A	L	79-88
2-28-1955	H	W	93-77
1-16-1956	A	L	70-79
3-2-1957	H	W	76-61
2-8-1958	A	L	79-82
3-8-1958	H	L	72-75
1-3-1959	H	W	79-77
2-28-1959	A	W	86-82
3-5-1960	H	L	80-86
1-9-1961	A	L	55-79
1-6-1962	A	L	71-76
2-24-1962	H	W	97-85
1-5-1963	H	L	84-96
2-23-1963	A	L	94-113
1-11-1964	H	W	107-103
2-8-1965	A	L	94-112
2-26-1966	H	W	69-63
3-5-1966	A	L	76-86
2-6-1967	A	L	77-82
2-13-1967	H	W	86-77
2-20-1968	H	W	75-70
1-1-1969	A	L	76-79
1-3-1970	A	W	85-84
2-21-1970	H	W	78-66

2-9-1971	H	L	70-71
2-16-1971	A	L	76-90
1-29-1972	H	W	83-73
2-5-1972	A	L	69-83
1-22-1973	H	L	89-97
2-19-1973	A	L	65-75
2-25-1974	A	L	85-91
1-4-1975	H	L	55-107
3-8-1975	A	L	79-94
1-12-1976	H	L	57-69
2-9-1976	A	L	70-85
1-17-1977	A	W	61-60
2-5-1977	H	L	79-81
1-30-1978	A	L	66-71
2-4-1978	H	W	68-59
12-30-1978	N	W	74-57

1-18-1979	H	W	82-58
2-15-1979	A	W	59-47
1-12-1980	A	L	64-72
2-21-1980	H	L	72-75
1-8-1981	A	L	3-55
3-7-1981	H	L	48-69
1-7-1982	H	W	65-58

3-6-1982	A	L	58-74
1-20-1983	A	L	85-89
2-26-1983	H	W	62-54
1-19-1984	H	L	62-70
2-26-1984	A	W	57-54

1-5-1985	H	W	68-61
3-7-1985	A	W	68-58
1-5-1986	A	W	77-74
3-5-1986	H	L	79-97
1-8-1987	H	L	60-79
2-4-1987	A	L	80-84
1-16-1988	H	W	75-70
2-18-1988	A	L	58-95
1-21-1989	A	L	60-75
2-23-1989	H	L	65-76
1-24-1990	A	W	75-57
2-25-1990	H	W	72-66
1-26-1991	A	L	63-97
2-28-1991	H	L	56-62
2-1-1992	H	W	76-60
2-19-1992	A	L	73-103
3-10-1993	A	L	68-99
12-23-1994	H	W	94-78
1-11-1995	A	L	82-89
3-5-1995	H	W	67-61
1-4-1996	H	W	65-60
3-10-1996	A	L	53-57
1-2-1997	A	L	65-77
3-8-1997	H	W	63-60
1-28-1998	H	W	84-66
1-24-1999	A	W	73-59
1-11-2000	H	W	77-70
2-26-2000	A	L	79-80
1-7-2001	A	L	58-59
2-20-2001	H	W	66-57
1-8-2002	A	L	65-83
2-24-2002	H	W	57-54
3-9-2002	N	L	56-67
1-28-2003	H	W	61-54
2-8-2003	A	W	67-60
1-31-2004	H	W	84-72
2-27-2005	A	L	74-70
1-11-2006	H	W	87-73
2-26-2006	A	L	71-78
1-7-2007	A	L	51-73
2-24-2007	H	W	66-58
2-16-2008	A	L	61-80
3-2-2008	H	W	103-74
2-7-2009	H	W	75-47
3-3-2009	A	W	64-59
2-16-2010	A	W	72-58
1-30-2011	H	W	84-80
12-28-2011	H	W	80-65
2-28-2012	A	L	55-70
1-27-2013	A	L	70-75
2-19-2013	H	L	68-72

1-4-2014	A	W	73-56
1-21-2014	H	W	71-66
1-5-2015	H	W	70-50
3-7-2015	A	W	74-72
2-14-2016	H	W	88-69
1-21-2017	A	L	75-82
1-19-2018	H	W	85-57
2-3-2018	A	W	63-60
2-2-2019	H	L	75-79
3-2-2019	A	L	62-63
1-23-2020	A	L	63-67
2-20-2021	A	W	78-71
3-2-2021	H	W	64-58

### IPFW 6-0

(H - 5-0; A - 1-0)

11-30-2001	H	W	81-68
11-27-2005	H	W	84-73
12-6-2006	H	W	80-43
12-15-2007	H	W	79-57
11-19-2008	A	W	70-59
12-19-2009	H	W	80-58

### Indiana State 1-0

(N - 1-0)

3-26-79	N	W	75-64
---------	---	---	-------

### Iowa 76-57

(H - 46-19; A - 26-36; N - 4-2)

12-22-1937	H	W	52-37
12-23-1940	H	L	34-40
12-30-1944	A	L	29-66
12-18-1948	H	W	49-43
12-5-1949	A	L	53-73
1-15-1951	A	L	42-46
3-3-1951	H	L	52-65
1-5-1952	H	L	60-61
2-25-1952	A	L	52-64
1-10-1953	H	W	68-61
2-9-1953	A	W	60-48
1-4-1954	A	L	63-73
2-27-1954	H	L	48-60
1-10-1955	A	L	81-94
2-19-1955	H	L	69-78
1-7-1956	A	W	65-64
2-16-1957	H	W	77-67
2-10-1958	H	W	90-84
3-1-1958	A	W	83-65
1-5-1959	A	L	68-80
3-7-1959	H	W	84-74
1-11-1960	A	L	79-92
1-23-1960	H	W	90-80
1-14-1961	A	L	72-86
3-6-1961	H	W	74-64
2-19-1962	A	L	51-59
1-23-1963	H	L	59-60
2-15-1964	H	W	107-82
2-22-1964	A	W	107-89
1-9-1965	H	L	78-85
1-16-1965	A	L	68-111
1-22-1966	A	L	76-90
1-14-1967	H	W	79-70
1-23-1968	H	L	71-76
2-27-1968	A	L	58-76
1-14-1969	A	L	76-77
2-18-1969	H	W	78-60
2-14-1970	A	L	77-103
1-12-1971	H	W	84-81
2-12-1972	A	W	100-91
2-26-1972	H	L	98-102
1-15-1973	A	W	76-74
2-3-1973	H	W	94-89
1-21-1974	H	W	95-86
1-20-1975	A	L	79-83
2-17-1975	H	W	90-78
1-5-1976	H	W	105-88
3-1-1976	A	W	93-88
2-7-1977	A	L	79-87
2-19-1977	H	W	81-79



# ALL-TIME RECORD VS. OPPONENTS

1-21-1978	H	W	68-58
2-9-1978	A	W	71-70
1-20-1979	H	W	83-70t
2-8-1979	A	W	60-57
1-19-1980	H	W	75-67
2-7-1980	A	L	39-44ot
1-10-1981	A	L	57-65
3-5-1981	H	W	71-70t
1-28-1982	H	L	56-57
2-18-1982	A	L	53-59
1-5-1983	A	W	61-59
3-12-1983	H	L	57-75
1-4-1984	H	W	73-72
3-11-1984	A	W	51-44
1-17-1985	H	L	65-79
2-16-1985	A	W	57-55
1-16-1986	A	L	71-82
2-13-1986	H	W	83-73
1-29-1987	H	L	75-89
2-26-1987	A	L	64-93
2-6-1988	A	L	72-101
3-3-1988	H	L	87-103
1-5-1989	H	L	82-93
3-2-1989	A	W	83-81
1-13-1990	H	W	87-80
2-12-1990	A	W	80-70
1-5-1991	A	L	66-79
2-7-1991	H	L	67-71
2-6-1992	A	L	63-77
3-15-1992	H	W	64-53
1-28-1993	H	L	90-9 ot
2-27-1993	A	L	64-66
1-29-1994	H	W	87-84
3-2-1994	A	W	80-72
1-7-1995	H	W	69-68
3-8-1995	A	L	78-79
1-20-1996	H	W	62-60
2-21-1996	A	L	47-83
2-12-1997	H	W	69-67
1-21-1998	A	W	78-57
2-7-1998	H	W	75-64
1-21-1999	H	W	80-65
2-6-1999	A	W	95-81
1-8-2000	A	W	75-53
3-10-2000	N	W	75-65
1-28-2001	H	W	94-70
1-22-2002	A	L	71-75
3-2-2002	H	W	93-79
1-11-2003	A	L	64-68
3-5-2003	H	W	82-54
2-4-2004	H	W	89-72
2-5-2005	A	W	75-64
3-11-2005	N	L	69-71
1-21-2006	H	W	85-55
2-14-2006	A	L	54-66
3-11-2006	N	L	48-53
1-4-2007	A	L	60-62
2-17-2007	H	W	81-49
1-12-2008	A	L	36-43
2-23-2008	H	W	66-52
1-29-2009	A	W	71-56
2-25-2009	H	W	62-54
1-9-2010	A	W	71-53
2-20-2010	H	W	70-63
1-2-2011	A	L	52-72
3-2-2011	H	W	85-66
3-10-2011	N	W	66-61
1-10-2012	H	W	95-61
3-9-2012	N	W	92-75
1-10-2013	A	W	62-59
3-15-2013	N	W	59-56
1-28-2014	A	W	71-6 ot
3-6-2014	H	W	86-76
1-8-2015	A	W	75-61
12-29-2015	A	L	70-83
1-14-2016	H	L	59-76
2-11-2017	H	W	77-66
2-6-2018	A	W	96-93
12-3-2018	H	W	90-68

1-24-2019	A	W	82-67
2-25-2020	H	W	78-70
2-2-2021	A	L	78-84
2-13-2021	H	L	58-88

## Iowa State 4-2 (H - 2-1; A - 1-1; N - 1-0)

12-1-1956	H	L	53-60
12-23-1957	A	W	57-51
12-22-1960	H	W	92-81
12-14-1965	A	L	80-8 ot
12-13-1986	H	W	86-85
3-25-2000	N	W	75-64

## Ishpeming Amer. Leg 0-1 (A - 0-1)

3-24-1920	A	L	24-37
-----------	---	---	-------

## Jackson YMCA 6-0 (H - 3-0; A - 3-0)

2-4-1905	H	W	47-12
1-25-1907	A	W	43-30
2-7-1908	H	W	42-29
2-21-1908	A	W	37-35
1-7-1910	H	W	51-18
1-25-1910	A	W	27-18

## Jacksonville 1-1 (H - 1-0; A - 0-1)

12-30-1976	A	L	63-65
12-1-2007	H	W	80-51

## Jacksonville State 1-0 (H - 1-0)

12-28-2002	H	W	76-52
------------	---	---	-------

## John Carroll 1-1 (H - 1-0; A - 0-1)

1-18-1924	H	W	24-17
3-6-1925	A	L	14-30

## Kalamazoo 18-2 (H - 17-2; A - 1-0)

1-29-1916	H	W	34-27
1-15-1919	H	W	42-20
1-10-1920	A	W	39-21
1-21-1920	H	W	34-15
1-11-1921	H	W	30-18
1-21-1922	H	L	28-39
2-3-1923	H	L	22-24
1-21-1928	H	W	36-24
2-26-1929	H	W	30-22
2-7-1930	H	W	33-12
1-23-1931	H	W	46-10
2-6-1932	H	W	17-9
2-4-1933	H	W	29-12
12-5-1934	H	W	30-25
1-8-1936	H	W	32-14
1-6-1937	H	W	39-18
12-7-1938	H	W	36-26
12-4-1939	H	W	42-22
12-2-1940	H	W	48-29
2-19-1945	H	W	81-26

## Kansas 7-7 (H - 3-0; A - 0-3; N - 4-4)

12-16-1960	A	L	69-93
12-8-1962	H	W	81-62
2-4-1979	H	W	85-61
12-5-1981	A	L	56-74
3-21-1986	N	L	86-9 ot
2-7-1999	N	W	66-54
11-25-2003	A	L	74-81
1-10-2009	H	W	75-62
3-27-2009	N	W	67-62
11-13-2012	N	W	67-64
11-30-2014	N	L	56-61
11-17-2015	N	W	79-73
3-19-2017	N	L	70-90
11-6-2018	N	L	87-92

## Kansas State 5-2 (H - 2-1; A - 2-1; N - 1-0)

12-20-1952	H	W	80-63
1-5-1954	A	W	78-63
12-17-1960	A	L	82-104
12-1-1962	H	L	56-66
11-27-1989	N	W	73-68
12-16-1995	A	W	67-54
12-21-1996	H	W	75-43

## Kent State 2-0 (H - 1-0; N - 1-0)

3-16-1989	N	W	83-69
12-27-1996	H	W	83-64

## Kentucky 11-14 (H - 5-3; A - 3-7; N - 3-4)

2-13-1935	H	W	32-26
1-21-1936	A	L	19-27
1-2-1937	A	L	21-28
1-14-1937	H	W	24-23
1-8-1938	H	W	43-38
2-7-1938	A	L	27-44
1-13-1945	A	L	35-66
2-5-1945	H	W	66-50
1-12-1946	H	L	44-55
2-2-1946	A	L	51-59
1-27-1947	A	L	36-86
1-10-1948	H	L	45-47
3-16-1957	A	W	80-68
12-13-1971	A	W	91-85
12-2-1972	H	L	66-75
3-18-1978	N	L	49-52
3-21-1999	N	W	73-66
12-23-1999	A	L	58-60
12-16-2000	H	W	46-45
12-14-2002	A	W	71-67
12-13-2003	N	L	74-79
3-27-2005	N	W	94-82ot
11-12-2013	N	W	78-74
11-15-2016	N	L	48-69
11-5-2019	N	L	62-69

## Lake Forest 6-1 (H - 3-0; A - 3-1)

2-12-1910	A	W	14-13
2-4-1911	A	L	26-28
1-22-1914	A	W	30-24
2-9-1923	H	W	26-18
3-8-1924	H	W	29-19
1-21-1927	A	W	39-30
3-1-1929	H	W	49-16

## Lk. Linden Amer. Leg 1-0 (A - 1-0)

3-26-1920	A	W	60-24
-----------	---	---	-------

## Lamar 3-0 (H - 1-0; A - 1-0; N - 1-0)

3-11-1979	A	W	95-64
11-25-1991	N	W	81-68
12-1-2001	H	W	80-71

## Lehigh 1-0 (H - 1-0)

12-22-2011	H	W	90-81
------------	---	---	-------

## Lombard 0-2 (H - 0-1; A - 0-1)

2-6-1922	A	L	14-26
2-1-1924	H	L	12-13

## Long Beach State 4-1 (H - 3-0; A - 1-0; N - 0-1)

12-21-1974	N	L	62-74
12-6-1979	H	W	87-73
12-4-1980	A	W	71-60
12-30-1994	H	W	70-60
12-21-2017	H	W	102-60





## ALL-TIME RECORD VS. OPPONENTS

**LIU Brooklyn** 2-2  
(H - 0-1; A - 1-1; N - 1-0)

1-26-1940	A	L	25-34
1-4-1941	A	W	31-26
2-19-1941	H	L	23-24
3-16-2012	N	W	89-67

**Louisiana** 1-0  
(H - 1-0)

11-25-2012	H	W	63-60
------------	---	---	-------

**Louisiana-Monroe** 3-0  
(H - 3-0)

11-13-1998*	H	W	89-58
11-14-2007	H	W	83-65
11/14/2018	H	W	80-59

\* Known as NE Louisiana in 1998

**Louisiana State** 2-0  
(A - 1-0; N - 1-0)

3-16-1979	A	W	87-71
3-29-2019	N	W	80-63

**Louisiana Tech** 1-0  
(H - 1-0)

12-29-1990	H	W	77-62
------------	---	---	-------

**Louisville** 5-6  
(H - 2-0; A - 0-3; N - 2-3)

3-14-1959	N	L	81-88
12-5-1992	N	L	69-73
12-4-1993	A	L	68-77
12-3-1994	H	W	85-71
12-2-1995	A	L	59-79
1-22-1999	H	W	69-57
3-29-2009	N	W	64-52
3-22-2012	N	L	44-57
3-29-2015	N	W	76-70 ot
12-2-2015	H	W	71-67
11/27/2018	A	L	78-82ot

**Loyola (Chicago)** 10-2  
(H - 6-0; A - 4-2)

1-20-1928	A	L	21-23
2-14-1931	H	W	24-16
2-3-1934	A	W	36-15
2-24-1934	A	W	22-20
12-24-1934	A	W	26-19
1-10-1936	H	W	32-20
1-2-1939	A	L	44-46
1-1-1940	A	W	30-22
12-9-2000	A	W	103-71
12-17-2002	H	W	80-54
12-8-2012	H	W	73-61
11-21-2014	H	W	87-52

**Loyola, La.** 1-1  
(H - 1-0; A - 0-1)

12-22-1964	H	W	94-70
12-20-1966	A	L	70-74

**Loyola, Md.** 1-0  
(H - 1-0)

12-30-2006	H	W	74-61
------------	---	---	-------

**Loyola Marymount** 2-0  
(N - 2-0)

12-29-1979	N	W	82-65
12-12-1992	N	W	73-70

**Maine** 2-1  
(H - 2-0; A - 0-1)

11-26-1985	H	W	89-58
12-4-1986	A	L	81-84
12-2-1987	H	W	87-44

**Marietta** 1-0  
(H - 1-0)

3-8-1917	H	W	30-20
----------	---	---	-------

**Marquette** 32-23  
(H - 20-9; A - 9-14; N - 3-0)

2-17-1922	H	L	19-26
2-11-1926	H	L	25-29
1-8-1927	H	W	35-32
1-22-1927	A	L	12-24
1-21-1928	A	L	18-21
2-25-1928	H	W	30-25
1-11-1929	H	W	29-19
3-4-1929	A	W	26-15
1-31-1930	H	W	24-17
3-1-1930	A	L	14-21
1-9-1931	H	W	19-16
2-28-1931	A	W	24-21
2-15-1932	H	W	25-23
2-25-1932	A	L	18-43
1-12-1933	H	L	28-32
2-25-1933	A	L	21-28
1-18-1934	H	L	24-26
2-23-1934	A	L	16-40
1-17-1935	H	W	30-29
2-18-1935	A	L	17-20
1-17-1936	H	L	20-21
1-18-1936	H	W	35-31
2-22-1936	A	W	29-28
1-16-1937	H	L	25-32
2-20-1937	A	L	26-31
1-22-1938	H	L	24-41
2-19-1938	A	L	26-40
2-13-1939	H	W	35-29
2-20-1939	A	L	36-38
1-15-1940	H	W	48-19
2-24-1940	A	W	21-17
1-10-1941	H	W	25-18
2-22-1941	A	W	37-36
1-16-1942	H	W	51-40
2-21-1942	A	W	47-45
1-11-1943	A	L	32-41
2-15-1943	H	L	36-47
1-6-1947	H	W	53-51
2-3-1947	A	W	56-55
1-13-1948	H	W	57-54
2-14-1948	A	W	53-48
1-7-1949	H	L	48-68
2-5-1949	A	L	42-59
1-13-1950	H	W	81-64
2-25-1950	A	L	58-75
12-19-1950	H	W	74-42
12-15-1951	A	W	53-47
12-6-1952	H	W	62-51
12-17-1953	H	W	65-60
12-1-1954	H	W	91-72
2-8-1956	A	L	81-90
12-22-1956	H	W	92-65
3-13-1959	N	W	74-69
3-15-2007	N	W	61-49
11-28-2014	N	W	79-68

**Marshall** 1-0  
(H - 1-0)

12-19-1981	H	W	101-82
------------	---	---	--------

**Maryland** 10-8  
(H - 3-2; A - 3-3; N - 4-3)

12-29-1955	A	W	95-75
3-28-2003	N	W	60-58
11-17-2006	N	L	60-62
11-27-2008	N	L	62-80
3-21-2010	N	W	85-83
12-30-2014	H	L	66-68 2ot
1-17-2015	A	L	59-75
3-14-2015	N	W	62-58
1-23-2016	H	W	74-65
3-12-2016	N	W	64-61
3-4-2017	A	L	60-63
1-4-2018	H	W	91-61
1-28-2018	A	W	74-68
1-21-2019	H	W	69-55
2-15-2020	H	L	60-67

2-29-2020	A	L	78-66
2-28-2021	A	L	55-73
3-11-2021	N	L	57-68

**Maryland Eastern Shore** 1-0  
(H - 1-0)

12-9-2015	H	W	78-35
-----------	---	---	-------

**Massachusetts** 2-0  
(N - 2-0)

12-27-1985	N	W	93-45
11-28-2009	N	W	106-68

**McNeese State** 1-0  
(H - 1-0)

11-8-2013	H	W	98-56
-----------	---	---	-------

**Meiji Univ. (Japan)** 1-0  
(N - 1-0)

1-28-1933	H	W	63-15
-----------	---	---	-------

**Memphis** 1-2  
(N - 1-2)

12-30-1967	N	L	57-73
3-28-2008	N	L	74-92
3-23-2013	N	W	70-48

**Mercer (Ga.)** 0-1  
(H - 0-1)

1-1-1926	H	L	33-37
----------	---	---	-------

**Mercury A.C. (Chi.)** 0-1  
(A - 0-1)

2-12-1915	A	L	20-25
-----------	---	---	-------

**Miami (Fla.)** 1-1  
(A - 0-1; N - 1-0)

11-28-2012	A	L	59-67
3-17-2017	N	W	78-58

**Miami (Ohio)** 1-0  
(H - 1-0)

12-3-1966	H	W	63-51
-----------	---	---	-------

**Michigan** 86-102  
(H - 52-38; A - 32-63; N - 2-1)

1-9-1909	A	W	24-16
2-20-1909	H	W	45-23
1-11-1918	A	L	13-17
3-2-1918	H	L	25-33
2-15-1919	H	L	17-19
2-28-1919	A	W	33-24
1-30-1920	A	W	23-13
2-28-1920	H	W	34-27
2-5-1921	A	L	24-37
2-22-1921	H	L	10-17
1-6-1922	A	L	26-27
2-22-1922	H	L	17-19
1-3-1923	A	L	11-33
1-20-1923	H	L	13-29
1-11-1924	A	L	19-23
2-6-1924	H	L	20-31
12-13-1924	A	L	10-26
1-16-1926	A	L	15-38
12-11-1926	A	L	13-34
12-10-1927	A	L	23-43
12-7-1928	A	W	31-24
2-15-1930	H	W	27-26
12-13-1930	A	L	22-32
12-21-1931	A	L	5-27
2-13-1932	H	W	14-13
12-10-1932	A	W	20-17
2-11-1933	H	L	16-28
12-9-1933	A	W	26-25
2-10-1934	H	W	33-26
12-15-1934	A	L	25-31
2-9-1935	H	W	30-28



# ALL-TIME RECORD VS. OPPONENTS

12-14-1935	A	L	24-35	2-14-1981	H	W	70-66
2-15-1936	H	L	23-41	2-11-1982	A	W	64-62
12-12-1936	A	L	21-34	2-11-1982	H	W	66-55
2-13-1937	H	L	31-38	2-5-1983	A	W	70-65
12-11-1937	A	L	40-43	2-12-1983	H	L	67-74
2-12-1938	H	W	41-35	2-2-1984	H	W	72-67
12-10-1938	A	L	34-41	2-11-1984	A	L	61-71
2-11-1939	H	L	25-30	1-24-1985	A	L	75-86
12-9-1939	A	L	27-33	2-23-1985	H	L	73-75
1-20-1940	H	L	27-32	1-25-1986	H	W	91-79
12-7-1940	A	L	14-42	2-20-1986	A	W	74-59
2-12-1941	H	W	35-32	1-15-1987	A	L	70-74
12-13-1941	A	L	20-37	2-15-1987	H	W	90-81
2-11-1942	H	W	57-34	1-14-1988	H	L	72-90
12-7-1942	A	L	31-36	2-22-1988	A	L	67-77
1-4-1943	H	L	26-29	2-4-1989	A	L	66-82
12-1-1945	A	L	39-47	2-27-1989	H	L	52-79
1-7-1946	H	W	49-36	1-27-1990	A	L	63-65
12-7-1946	A	L	29-51	3-1-1990	H	W	78-70
3-1-1947	H	L	47-59	1-3-1991	H	W	85-70
12-18-1947	H	W	43-38	3-9-1991	A	W	66-59
3-6-1948	A	L	28-69	1-29-1992	H	L	79-89 ot
12-4-1948	A	L	33-66	2-15-1992	A	W	70-59
1-31-1949	H	L	38-49	2-2-1993	H	L	69-73
12-3-1949	H	L	49-52	3-7-1993	A	L	81-87 ot
2-20-1950	A	L	53-70	1-5-1994	A	L	64-75
1-20-1951	A	W	49-36	2-5-1994	H	L	51-59
2-17-1951	H	W	43-32	1-22-1995	A	W	73-71
1-19-1952	A	L	36-50	2-21-1995	H	W	67-64
3-1-1952	H	W	80-59	1-13-1996	H	L	54-76
1-17-1953	A	W	66-64	2-27-1996	A	L	46-75
3-7-1953	H	W	55-52	1-25-1997	H	L	61-74
1-16-1954	A	L	62-64	2-1-1997	A	L	65-85
3-6-1954	H	W	76-61	1-10-1998	A	L	69-79
1-15-1955	H	W	84-82	2-17-1998	H	W	80-75
3-5-1955	A	W	83-68	1-9-1999	H	W	81-67
2-6-1956	H	W	86-76	2-18-1999	A	W	73-58
3-5-1956	A	W	76-75	2-1-2000	A	W	82-62
1-7-1957	H	L	69-70	3-4-2000	H	W	114-63
3-4-1957	A	L	72-81	1-30-2001	A	W	91-64
2-17-1958	A	W	79-69	3-3-2001	H	W	78-57
2-14-1959	H	W	103-91	1-30-2002	H	W	71-44
1-9-1960	H	W	89-58	1-26-2003	A	L	58-60
2-27-1960	A	L	65-72	1-17-2004	H	W	71-54
1-16-1961	H	W	81-69	2-24-2004	A	W	72-69
2-13-1961	A	L	67-78	1-27-2005	H	W	64-53
1-20-1962	A	W	80-74	1-22-2005	A	W	64-49
2-2-1963	H	L	71-72	1-25-2006	A	L	67-72
1-25-1964	H	L	77-91	2-18-2006	H	W	90-71
2-1-1964	A	L	79-95	2-13-2007	H	W	59-44
1-26-1965	H	L	98-103 ot	2-27-2007	A	L	56-67
2-13-1965	A	L	83-98	1-27-2008	H	W	77-62
3-7-1966	H	W	86-77	2-10-2009	A	W	54-42
1-21-1967	A	L	59-81	1-26-2010	A	W	57-56
1-13-1968	A	W	86-81	3-7-2010	H	W	64-48
2-3-1968	H	W	82-77	1-27-2011	H	L	57-61
1-25-1969	H	L	70-75	3-5-2011	A	L	63-70
2-8-1969	A	W	86-82	1-17-2012	A	L	59-60
1-24-1970	H	L	88-91	2-5-2012	H	W	64-54
3-6-1971	A	L	63-88	2-12-2013	H	W	75-52
1-8-1972	A	L	75-83	3-3-2013	A	L	57-58
3-4-1972	H	W	96-92	1-25-2014	H	L	75-80
1-13-1973	H	L	71-78	2-23-2014	A	L	70-79
2-10-1973	A	L	81-97	3-16-2014	N	W	69-55
1-19-1974	A	L	82-84	2-1-2015	H	W	76-66 ot
3-9-1974	H	L	87-103	2-17-2015	A	W	80-67
1-11-1975	H	W	86-78	2-6-2016	A	W	89-73
2-8-1975	A	L	84-96	1-29-2017	H	W	70-62
1-17-1976	A	L	63-66	2-7-2017	A	L	57-86
2-14-1976	H	L	64-81	1-13-2018	H	L	72-82
1-15-1977	H	L	70-83	3-3-2018	N	L	64-75
2-26-1977	A	L	65-69 ot	2-24-2019	A	W	77-70
2-2-1978	H	L	63-65	3-9-2019	H	W	75-63
2-11-1978	A	W	73-62	3-17-2019	N	W	65-60
1-25-1979	A	L	48-49	1-5-2020	H	W	87-69
2-17-1979	H	W	80-57	2-8-2020	A	L	68-77
1-24-1980	A	W	59-58 ot	3-4-2021	A	L	50-69
2-16-1980	H	W	82-74	3-7-2021	H	W	70-64
2-5-1981	A	L	77-79 ot				

<b>Mich. College of Mines</b>			<b>1-0</b>
(A - 1-0)			
3-27-1920	A	W	28-26
<b>Mich. School for the Deaf</b>			<b>1-0</b>
(A - 1-0)			
2-2-1906	A	W	47-16
<b>Michigan Tech</b>			<b>1-0</b>
(H - 1-0)			
2-14-1921	H	W	26-18
<b>Middle Tennessee State</b>			<b>1-1</b>
(H - 1-0; N - 0-1)			
12-19-1977	H	W	72-51
3-18-2016	N	L	81-90
<b>Midland YMCA</b>			<b>1-0</b>
(H - 1-0)			
2-8-1908	H	W	40-8
<b>Milwaukee</b>			<b>1-0</b>
(H - 1-0)			
11-23-2011	H	W	68-55
<b>Minnesota</b>			<b>73-61</b>
(H - 44-20; A - 27-37; N - 2-4)			
1-13-1943	A	L	32-46
12-24-1945	H	W	50-48
1-18-1947	A	L	59-73
1-31-1948	A	L	63-69
2-21-1949	H	L	47-57
1-23-1950	H	L	56-73
2-5-1951	H	W	50-44
2-26-1951	A	L	39-56
1-12-1952	A	L	49-55
2-18-1952	H	L	58-60
12-30-1952	A	L	47-64
1-31-1953	H	W	64-60
1-30-1954	A	L	71-79
1-22-1955	H	W	87-75
1-21-1956	H	W	80-69
2-13-1956	A	L	73-77
1-26-1957	A	W	72-59
2-23-1957	H	W	70-65
2-1-1958	H	W	88-64
1-24-1959	A	W	82-76
2-1-1960	H	W	84-63
2-13-1960	A	L	73-82
12-30-1960	N	L	77-83
1-23-1961	A	L	70-89
2-18-1961	H	L	72-75
1-22-1962	H	W	84-79
3-3-1962	A	L	91-98
1-26-1963	A	W	61-59
2-16-1963	H	L	70-75
1-14-1964	A	L	82-103
2-6-1965	H	L	79-88
1-8-1966	H	W	85-65
2-12-1966	A	L	71-81
2-18-1967	H	W	67-66
3-6-1967	A	W	67-59
3-2-1968	H	L	68-75
3-8-1969	A	L	65-78
1-17-1970	A	L	78-85
1-31-1970	H	L	87-92
2-13-1971	A	L	86-97
3-8-1971	H	W	73-71
1-22-1972	H	L	57-67
1-27-1973	A	L	77-93
1-26-1974	A	W	67-66
2-16-1974	H	L	50-56
1-18-1975	A	L	71-82
2-15-1975	H	W	86-81 ot
1-31-1976	H	W	75-63
2-28-1976	A	L	61-71
1-24-1977+	A	W	70-75 f
2-17-1977+	H	W	77-99 f
1-5-1978	H	W	87-83



## ALL-TIME RECORD VS. OPPONENTS

3-4-1978	A	W	71-70
1-6-1979	H	W	69-62
3-1-1979	A	W	76-63
1-5-1980	H	L	80-93
2-28-1980	A	L	73-87
1-15-1981	H	L	77-86
2-28-1981	A	L	89-92 2ot
1-9-1982	H	L	58-64
3-4-1982	A	L	51-54
1-15-1983	H	L	67-69
3-3-1983	A	W	79-67
1-14-1984	A	L	61-69
3-1-1984	H	W	83-62
1-19-1985	H	L	75-81
2-13-1985	A	L	64-73
1-18-1986	A	L	71-76
2-15-1986	H	W	76-66
1-31-1987	H	W	72-60
2-28-1987	A	W	77-67
1-27-1988	H	L	56-59
3-5-1988	A	L	61-62
2-18-1989	H	W	73-64
3-8-1989	A	L	61-77
2-1-1990	H	L	74-79
3-3-1990	A	W	75-73 ot
1-19-1991	H	W	73-64
2-25-1991	A	W	74-72
1-18-1992	A	L	66-70
3-11-1992	H	W	66-57
1-6-1993	A	L	57-64
2-6-1993	H	W	75-63
1-22-1994	A	L	66-68
2-23-1994	H	W	85-68
1-25-1995	H	W	54-53
2-18-1995	A	L	57-66
1-27-1996	A	W	68-54
2-14-1996	H	L	63-64 2ot
1-4-1997	H	L	43-68
3-6-1997	A	L	74-81
1-14-1998	A	W	74-60
2-14-1998	H	W	71-59
3-6-1998	N	L	73-76
1-13-1999	H	W	71-55
2-13-1999	A	W	84-82
3-2-2000	H	W	79-43
2-10-2001	A	W	94-83
1-5-2002	A	L	67-70
2-21-2002	H	W	74-55
1-18-2003	A	L	69-77
2-26-2003	H	W	71-61
1-28-2004	A	W	79-78 ot
2-14-2004	H	W	69-58
1-22-2005	A	W	69-55
2-16-2005	H	W	81-62
2-11-2006	A	L	55-69
1-24-2007	H	W	70-46
1-5-2008	H	W	65-59
1-20-2008	A	W	78-73
12-31-2008	A	W	70-58
2-4-2009	H	W	76-47
3-13-2009	N	W	64-56
1-13-2010	H	W	60-53
1-23-2010	A	W	65-64
3-12-2010	N	L	67-72 ot
12-31-2010	H	W	71-62
2-22-2011	A	W	53-48
1-25-2012	H	W	68-52
2-22-2012	A	W	66-61
12-31-2012	A	L	63-76
2-6-2013	H	W	61-50
1-11-2014	H	W	87-75 ot
2-26-2015	H	L	90-96 ot
1-2-2016	A	W	69-61
12-27-2016	A	W	75-74 ot
1-11-2017	H	W	65-47
3-10-2017	N	L	58-63
2-13-2018	A	W	87-57
2-9-2019	H	W	79-55
3-23-2019	N	W	70-50

1-9-2020	H	W	74-58
1-26-2020	A	W	70-52
12-28-2020	A	L	56-81

### Mississippi 1-0

(N - 1-0)

3-14-1999	N	W	74-66
-----------	---	---	-------

### Mississippi State 3-0

(H - 2-0; N - 1-0)

1-2-1934	H	W	35-25
12-29-1948	H	W	74-28
1-2-1973	N	W	90-82

### Miss. Valley State 2-0

(H - 2-0)

12-28-1999	H	W	96-63
11-18-2016	H	W	100-53

### Missouri 3-4

(H - 2-1; A - 0-3; N - 1-0)

12-30-1937	H	W	43-33
1-5-1948	A	L	44-46
12-17-1949	H	L	54-73
12-1-1971	A	L	67-77
12-22-1983	A	L	66-79
12-15-1984	H	W	79-61
11-19-2007	N	W	86-83

### Missouri-Kansas City 1-0

(H - 1-0)

12-19-2011	H	W	89-54
------------	---	---	-------

### Montana 1-0

(N - 1-0)

11-28-2002	N	W	80-60
------------	---	---	-------

### Morehead State 1-0

(H - 1-0)

12-1-1992	H	W	121-53
-----------	---	---	--------

### Mt. St. Mary's 2-0

(H - 1-0; N - 1-0)

3-12-1999	N	W	76-53
11-29-2013	H	W	98-65

### Mt. Union 2-0

(H - 1-0; A - 1-0)

1-18-1921	H	W	40-26
1-28-1921	A	W	30-28

### Murray State 1-0

(N - 1-0)

3-15-1990	N	W	75-71 ot
-----------	---	---	----------

### Muskegon YMCA 0-1

(A - 0-1)

12-20-1919	A	L	21-26
------------	---	---	-------

### Muskingum 1-0

(H - 1-0)

2-9-1916	H	W	39-21
----------	---	---	-------

### Navy 1-1

(H - 0-1; A - 1-0)

11-29-1986	H	L	90-91 ot
11-14-2014	A	W	64-59

### Nebraska 20-9

(H - 10-3; A - 8-6; N - 2-0)

2-13-1920	A	L	28-43
2-14-1920	A	L	20-29
12-27-1956	N	W	79-65
12-20-1958	H	W	80-55
12-17-1959	A	W	82-80
12-20-1967	H	W	74-70
12-16-1968	A	L	59-73
12-29-1983	N	W	58-45
11-30-1988	A	W	77-75
11-29-1989	H	W	80-69
11-28-1990	A	L	69-71

12-4-1991	H	W	101-78
12-18-1993	H	L	81-85
12-10-1994	A	L	91-96 ot
12-31-2011	A	W	68-55
2-25-2012	H	W	62-34
1-13-2013	H	W	66-56
2-16-2013	A	W	73-64
2-16-2014	H	L	51-60
1-24-2015	A	L	77-79
1-20-2016	H	L	71-72
2-2-2017	A	W	72-61
2-23-2017	H	W	88-72
12-3-2017	H	W	86-57
1-17-2019	A	W	70-64
3-5-2019	H	W	91-76
2-20-2020	A	W	86-65
1-2-2021	A	W	84-77
2-6-2021	H	W	66-56

### Nebraska Omaha 1-0

(H - 1-0)

12-4-2011	H	W	110-68
-----------	---	---	--------

### Nevada 0-1

(N - 0-1)

3-18-2004	N	L	66-72
-----------	---	---	-------

### Nevada-Las Vegas 0-1

(N - 0-1)

12-15-1990	N	L	75-95
------------	---	---	-------

### New Hampshire 2-0

(H - 1-0; N - 1-0)

12-30-1977	N	W	102-65
12-29-1992	H	W	81-51

### New Mexico 2-0

(A - 2-0)

12-18-1970	A	W	73-69
12-28-1985	A	W	76-61

### New Mexico State 1-0

(N - 1-0)

3-19-2010	N	W	70-67
-----------	---	---	-------

### New Orleans 1-0

(H - 1-0)

12-28-2013	N	W	101-48
------------	---	---	--------

### Nicholls State 3-0

(H - 3-0)

12-9-2001	H	W	92-38
11-27-2004	H	W	102-52
12-1-2012	H	W	84-39

### North Carolina 4-12

(H - 1-2; A - 1-2; N - 2-8)

3-22-1957	N	L	70-74 3ot
12-30-1958	N	W	75-58
12-6-1976	H	L	58-81
12-16-1978	A	L	69-70
11-21-1995	N	L	70-92
3-19-1998	N	L	58-73
12-1-1999	A	W	86-76
11-29-2000	H	W	77-64
4-2-2005	N	L	71-87
3-17-2007	N	L	67-81
12-3-2008	N	L	63-98
4-6-2009	N	L	72-89





## ALL-TIME RECORD VS. OPPONENTS

12-1-2009	A	L	82-89
11-11-2011	N	L	55-67
12-4-2013	H	L	65-79
11-26-2017	N	W	63-45

### UNC Asheville 4-0

(H - 4-0)			
12-30-1998	H	W	64-39
12-17-2001	H	W	76-56
11-22-2002	H	W	66-52
12-29-2004	H	W	92-63

### North Carolina State 2-5

(H - 2-0; A - 0-3; N - 0-2)			
12-31-1958	A	L	61-70
12-20-1975	A	L	75-95
12-20-1976	H	W	78-60
12-28-1981	N	L	46-67
12-11-1982	A	L	41-45
3-15-2002	N	L	58-69
11-28-2007	H	W	81-58

### North Florida 2-0

(H - 2-0)			
12-17-2013	H	W	78-48
11-10-2017	H	W	98-66

### Northeastern 1-1

(H - 0-1; A - 1-0)			
12-19-2015	A	W	78-58
12-18-2016	H	L	73-81

### Northern Illinois 1-1

(H - 1-1)			
12-1-1970	H	L	75-76
12-29-2018	H	W	88-60

### Northern Iowa 1-0

(N - 1-0)			
3-26-2010	N	W	59-52

### Northern Michigan 7-1

(H - 5-1; A - 2-0)			
3-23-1920	A	W	43-13
2-4-1961	H	L	71-79
12-2-1961	H	W	75-59
11-30-1963	H	W	109-86
12-3-1964	H	W	82-76
12-12-1973	H	W	91-63
12-16-1974	A	W	91-59
12-16-1975	H	W	81-65

### Northwestern 93-39

(H - 52-8; A - 37-31; N - 4-0)			
2-8-1918	A	L	16-19
12-22-1924	A	L	17-26
12-21-1925	A	L	13-42
12-20-1926	A	L	22-34
12-22-1934	A	L	26-39
12-21-1935	A	L	25-29
1-23-1937	A	L	29-44
12-23-1949	A	L	46-68
1-6-1951	A	W	67-62
2-12-1951	H	W	52-48
1-7-1952	H	W	82-49
2-2-1952	A	L	76-86
12-27-1952	A	W	52-47
1-24-1953	H	W	76-63

2-1-1954	H	W	65-62
2-22-1954	A	L	71-80
2-12-1955	A	L	54-56
2-21-1955	H	W	71-69
2-20-1956	H	W	96-93
2-2-1957	A	W	77-63
1-18-1958	A	W	83-78
1-25-1958	H	W	74-60
1-31-1959	H	W	81-72
2-16-1959	A	W	71-68
2-22-1960	A	L	69-71
1-21-1961	H	L	62-77
1-27-1962	H	L	70-71
2-26-1962	A	L	64-71
1-19-1963	H	W	80-68
3-9-1963	A	L	83-100
2-8-1964	A	L	86-93
2-29-1964	H	W	107-97
1-23-1965	H	L	75-76
1-30-1965	A	L	75-77
1-29-1966	A	W	77-68
3-11-1967	H	W	79-66
1-20-1968	H	W	75-62
2-17-1968	A	L	61-69
1-4-1969	H	L	71-85
1-18-1969	A	W	89-75
1-10-1970	H	W	98-93
3-13-1971	A	L	67-85
1-18-1972	A	L	69-76 ot
3-11-1972	H	W	57-54
1-6-1973	H	W	90-77
3-3-1973	A	W	86-72
2-23-1974	H	W	73-70
1-27-1975	H	W	54-50
2-24-1975	A	L	66-67
1-8-1976	A	L	89-105
2-2-1976	H	W	91-71
1-8-1977	H	L	68-70
1-27-1977	A	L	58-66
1-14-1978	A	W	67-63
2-23-1978	H	W	66-56
1-27-1979	A	L	65-83
2-3-1979	H	W	61-50
1-10-1980	A	L	61-65
2-23-1980	H	L	73-75 3ot
1-17-1981	H	W	84-70
2-26-1981	A	W	74-61
1-30-1982	H	W	64-61
2-6-1982	A	L	43-48
1-8-1983	A	L	51-62
3-9-1983	H	W	63-58
1-7-1984	H	L	69-76
3-8-1984	A	W	63-55
2-2-1985	A	W	68-54
2-27-1985	H	W	61-47
2-1-1986	H	W	97-69
2-27-1986	A	W	82-48
1-26-1987	A	L	65-67
2-19-1987	H	W	96-71
2-4-1988	A	W	65-64
3-10-1988	H	W	55-53
1-11-1989	A	W	64-62
2-25-1989	H	W	80-65
1-20-1990	H	W	91-80

3-8-1990	A	W	84-68
1-12-1991	H	W	66-59
2-14-1991	A	W	55-53
1-15-1992	H	W	78-61
3-5-1992	A	W	72-55
1-16-1993	A	W	80-75
2-17-1993	H	W	81-55
1-15-1994	H	W	67-46
2-17-1994	A	W	60-55
1-18-1995	H	W	93-56
2-25-1995	A	W	83-60
1-24-1996	H	W	68-54
2-17-1996	A	W	75-57
1-18-1997	H	W	75-62
2-19-1997	A	L	58-70
1-31-1998	A	W	72-66 ot
1-30-1999	H	W	65-48
3-5-1999	N	W	61-59
1-22-2000	H	W	69-45
1-27-2000	A	W	59-29
1-10-2001	H	W	84-53
1-24-2001	A	W	74-58
2-6-2002	A	L	49-61
2-15-2003	H	W	64-51
1-21-2004	A	W	73-61
2-21-2004	H	W	66-56
3-12-2004	N	W	68-55
1-8-2005	H	W	87-58
3-2-2005	A	W	69-58
2-4-2006	A	W	77-66
1-10-2007	H	W	66-45
3-8-2007	N	W	62-57
1-24-2008	A	W	78-62
2-9-2008	H	W	70-55
1-3-2009	A	W	77-66
1-21-2009	H	L	63-70
1-2-2010	A	W	91-70
1-30-2010	H	W	79-70
1-3-2011	A	W	65-62
1-15-2011	H	W	71-67 ot
1-14-2012	A	L	74-81
3-10-2013	H	W	71-61
1-15-2014	A	W	54-40
2-13-2014	H	W	85-70
3-14-2014	N	W	67-51
1-11-2015	H	W	84-77 ot
2-10-2015	A	W	68-44
1-28-2016	A	W	76-45
12-30-2016	H	W	61-52
2-17-2018	A	W	65-60
1-2-2019	H	W	81-55
12-18-2019	A	W	77-72
1-29-2020	H	W	79-50
12-20-2020	A	L	65-79

### Northwestern College 1-8

(H - 1-3; A - 0-5)			
1-13-1912	A	L	19-25
2-6-1913	H	L	21-23
1-23-1914	A	L	24-44
2-6-1915	H	L	17-28
2-11-1915	A	L	22-41
1-20-1916	A	L	17-29
3-3-1916	H	L	21-28



## ALL-TIME RECORD VS. OPPONENTS

2-16-1917 A L 16-26  
3-2-1917 H W 28-14

**Notre Dame 37-60**  
(H - 25-24; A - 10-36; N - 2-0)

1-31-1908 H W 33-20  
2-1-1908 H L 16-23  
2-25-1908 A L 20-39  
1-23-1909 A L 10-26  
2-8-1909 H L 18-22  
1-29-1910 A W 28-21  
2-19-1910 H W 43-23  
2-13-1913 H W 40-7  
1-24-1914 A L 18-27  
2-4-1914 H W 45-22  
2-2-1915 H W 14-13  
1-13-1915 A L 19-24  
1-19-1916 A L 18-19  
2-19-16 H L 23-24  
2-7-1917 H W 31-25  
2-17-1917 A L 19-33  
2-1-1918 H W 27-12  
2-7-1918 A L 23-25  
2-1-1919 H W 32-28  
2-22-1919 H L 16-17  
1-24-1920 H W 23-20  
2-9-1920 A L 23-30  
1-22-1921 A L 23-36  
2-1-1921 H W 37-25  
1-31-1922 A L 22-31  
2-16-1922 H W 30-24  
12-9-1922 H L 15-40  
2-28-1923 A W 22-21  
1-25-1924 A L 18-35  
2-29-1924 H L 21-23  
1-16-1925 A L 14-37  
3-3-1925 H L 10-42  
1-22-1926 A L 14-33  
2-16-1926 H L 25-40  
1-29-1927 A L 15-36  
2-23-1927 H L 22-34  
1-28-1928 A L 25-29  
2-3-1928 H W 26-16  
1-23-1929 A L 24-29  
2-22-1929 H L 27-28  
1-22-1930 H W 28-21  
2-18-1930 A L 17-29  
1-9-1932 H L 25-28  
2-23-1932 A L 20-28  
1-9-1933 H L 19-34  
2-24-1933 A L 25-30  
1-6-1934 H L 33-34  
2-21-1934 A L 19-28  
2-21-1938 A L 32-48  
1-25-1941 A L 39-46  
3-1-1941 H W 44-35  
1-24-1942 A L 49-52  
2-28-1942 H W 46-43  
2-6-1943 A L 34-45  
2-27-1943 H L 42-45  
1-31-1946 A L 57-62  
2-20-1946 H L 54-56  
1-14-1947 H L 56-74  
2-8-1947 A L 54-70  
2-17-1948 H L 44-51

2-24-1948 A W 54-50  
2-3-1949 A L 47-63  
2-23-1949 H L 41-43  
1-7-1950 H L 65-76  
1-18-1950 A L 65-71  
1-25-1951 H W 60-43  
2-19-1951 A L 46-56  
1-2-1952 A W 66-52  
1-15-1952 H L 48-56  
2-16-1953 A L 64-72  
2-9-1954 H L 71-74  
2-7-1955 A W 93-79  
12-21-1955 H W 84-78  
1-15-1957 A L 76-86  
3-15-1957 N W 85-83  
12-21-1957 H W 79-72  
12-17-1958 A W 74-56  
12-5-1959 H W 61-56  
2-5-1961 H W 89-74  
12-16-1961 H L 72-73  
12-4-1962 A L 85-92  
1-18-1964 H L 80-95  
12-8-1964 A L 93-100  
12-11-1965 A W 93-69  
2-1-1967 A W 85-80 ot  
1-30-1968 H W 89-68  
2-11-1969 A W 71-59  
1-20-1970 H W 85-82  
1-26-1971 A L 80-104  
2-1-1972 H W 98-74  
2-7-1973 A L 72-85  
2-4-1974 H L 89-91  
2-5-1975 A W 76-73  
3-18-1979 N W 80-68  
12-3-2014 A L 78-79 ot  
11-30-2017 H W 81-63  
11-28-2020 H W 80-70

**Oakland 19-0**  
(H - 12-0; A - 1-0; N - 6-0)

11-17-1998 A W 96-66  
12-18-1999 H W 86-51  
11-19-2000 H W 97-61  
12-19-2001 H W 78-50  
1-29-2005 H W 92-75  
11-25-2006 H W 71-53  
11-24-2007 H W 75-71  
12-27-2008 N W 82-66  
12-10-2009 H W 88-57  
12-11-2010 N W 77-76  
11-23-2012 H W 70-52  
12-14-2013 N W 67-63  
12-14-2014 H W 87-61  
12-22-2015 N W 99-93 ot  
12-21-2016 H W 77-65  
12-16-2017 N W 86-73  
12-21-2018 H W 99-69  
12-14-2019 N W 72-49  
12-13-2020 H W 109-91

**Oberlin 7-6**  
(H - 6-1; A - 1-5)

1-8-1908 H W 46-21  
2-23-1918 H W 35-20  
1-11-1919 A L 14-24

1-2-1920 H W 36-8  
1-29-1921 A L 21-23  
2-19-1921 H L 29-37  
1-28-1922 A L 25-26  
3-3-1923 A L 16-23  
2-28-1925 H W 29-27  
3-7-1925 A L 16-25  
2-14-1930 H W 24-10  
1-31-1931 A W 33-22  
12-17-1938 H W 58-23

**Ohio 1-0**  
(H - 1-0)

1-1-1932 H W 29-15

**Ohio Northern 3-0**  
(H - 2-0; A - 1-0)

1-29-1915 A W 45-16  
2-8-1917 H W 53-9  
1-3-1928 H W 39-25

**Ohio State 78-60**  
(H - 48-17; A - 25-40; N - 5-3)

3-5-1910 A L 13-31  
2-11-1911 A L 12-42  
12-21-1940 H W 46-38  
12-9-1944 A L 31-58  
12-28-1944 H L 31-67  
12-27-1945 A L 42-62  
2-16-1946 H W 64-41  
2-15-1947 H L 46-58  
2-21-1948 H L 50-72  
2-28-1949 A L 51-70  
2-11-1950 A L 43-87  
1-27-1951 A L 49-58  
2-9-1952 H W 70-52  
1-3-1953 H W 68-57  
2-7-1953 A L 62-73  
1-23-1954 H W 83-76  
1-3-1955 A L 76-83  
1-28-1956 H W 94-91  
3-3-1956 A L 84-96  
1-19-1957 A L 51-70  
1-28-1957 H W 73-64  
1-4-1958 A L 56-70  
1-19-1959 H W 92-77  
1-30-1960 A L 79-111  
2-20-1960 H L 83-84  
2-11-1961 H L 62-83  
3-4-1961 A L 83-91  
2-17-1962 H L 72-80  
2-18-1963 A L 77-87  
1-27-1964 H W 102-99  
3-7-1964 A W 81-80  
2-22-1965 A L 90-101  
3-6-1965 H L 75-97  
1-15-1966 H W 80-64  
2-28-1966 A W 98-79  
2-20-1967 A L 64-80  
2-27-1967 H W 74-63  
2-10-1968 A L 62-90  
3-1-1969 H W 85-72  
2-10-1970 H L 66-89  
2-28-1970 A W 82-80  
1-30-1971 A W 82-70  
2-6-1971 H L 76-87



# ALL-TIME RECORD VS. OPPONENTS

3-7-1972	A	L	73-92
2-26-1973	H	W	87-83
1-12-1974	H	W	83-75
2-11-1974	A	W	75-67 ot
1-6-1975	H	W	88-84
2-3-1975	A	W	101-83
1-10-1976	H	W	92-82
2-7-1976	A	W	83-82 ot
2-12-1977	A	W	71-57
2-28-1977	H	W	80-79
1-28-1978	A	W	70-60
2-18-1978	H	W	79-74
2-1-1979	H	W	84-79 ot
2-10-1979	A	W	73-57
1-31-1980	H	W	74-54
2-9-1980	A	L	59-71
1-31-1981	H	W	60-54
2-7-1981	A	L	61-73
2-4-1982	A	L	49-50 ot
2-13-1982	H	L	46-51
1-22-1983	A	L	69-74
2-24-1983	H	W	101-94 3ot
1-21-1984	H	L	68-82
2-22-1984	A	L	70-86
1-3-1985	H	W	82-79
3-9-1985	A	L	79-90
1-2-1986	A	L	73-84
3-8-1986	H	W	91-81
1-10-1987	H	W	90-80
2-9-1987	A	L	72-90
2-1-1988	H	W	76-64
2-27-1988	A	W	78-77 ot
1-14-1989	H	L	81-83
2-11-1989	A	L	75-81
1-11-1990	H	W	78-68
2-10-1990	A	W	84-75
1-31-1991	H	W	75-61
3-3-1991	A	L	64-65
1-7-1992	A	L	46-62
2-29-1992	H	L	65-78
1-13-1993	A	W	77-60
2-13-1993	H	W	81-66
1-26-1994	A	W	77-71
2-26-1994	H	W	75-60
2-4-1995	A	W	67-58
2-7-1996	H	W	55-41
1-11-1997	H	W	69-66
2-26-1997	A	W	67-65
2-4-1998	A	W	84-58
1-27-1999	H	W	76-71
1-20-2000	A	L	67-78
2-15-2000	H	W	83-72
1-21-2001	H	W	71-56
1-27-2001	A	L	55-64
2-10-2002	H	W	67-64
2-26-2002	A	W	81-76
1-9-2003	H	W	66-55
3-8-2003	A	W	72-58
3-15-2003	N	L	54-55
2-7-2004	A	W	84-70
2-9-2005	H	W	83-69
1-15-2006	A	W	62-59 2ot
2-22-2006	H	L	68-79
1-27-2007	A	L	64-66

2-3-2007	H	L	54-63
1-15-2008	H	W	66-60
3-9-2008	A	L	54-63
3-14-2008	N	W	67-60
1-6-2009	H	W	67-58
1-25-2009	A	W	78-67
3-14-2009	N	L	70-82
2-21-2010	H	L	67-74
2-15-2011	A	L	61-71
2-11-2012	A	W	58-48
3-4-2012	H	L	70-72
3-11-2012	N	W	68-64
1-19-2013	H	W	59-56
2-24-2013	A	L	60-68
3-16-2013	N	L	58-61
1-7-2014	H	W	72-68 ot
3-9-2014	A	L	67-69
2-14-2015	H	W	59-56
3-13-2015	N	W	76-67
2-23-2016	A	W	81-62
3-5-2016	H	W	91-76
3-11-2016	N	W	81-54
1-15-2017	A	L	67-72
2-14-2017	H	W	74-66
1-7-2018	A	L	64-80
1-5-2019	A	W	86-77
2-17-2019	H	W	62-44
3-15-2019	N	W	77-70
3-8-2020	H	W	80-69
1-31-2021	A	L	62-79
2-25-2021	H	W	71-67

## Ohio Wesleyan 2-3 (H - 2-2; A - 0-1)

1-29-1922	A	L	22-25
2-24-1922	H	L	17-29
1-7-1929	H	L	28-31
1-4-1930	H	W	30-14
1-1-1931	H	W	25-17

## Oklahoma 6-3 (H - 1-0; A - 0-1; N - 5-2)

12-29-1956	N	W	76-74
12-21-1963	N	W	118-100
3-17-1993	A	L	86-88
3-19-1999	N	W	54-46
11-14-2001	H	W	67-55
1-4-2003	N	L	58-60
12-6-2003	N	L	77-80 ot
11-23-2013	N	W	87-76
3-27-2015	N	W	62-58

## Oklahoma State 2-2 (H - 1-0; A - 0-1; N - 1-1)

1-14-1995	H	W	70-69
12-18-1995	A	L	57-68
11-30-2002	N	L	61-64
11-28-2008	N	W	94-79

## Old Dominion 1-0 (N - 1-0)

3-18-2005	N	W	89-81
-----------	---	---	-------

## Olivet 7-4 (H - 6-2; A - 1-2)

2-27-1899	H	L	6-7
3-13-1899	A	L	6-15

1-20-1900	A	L	5-6
2-3-1900	H	L	6-8
2-16-1901	H	W	18-10
3-2-1906	H	W	46-10
2-2-1907	H	W	41-24
2-22-1907	A	W	38-24
12-8-1925	H	W	36-13
1-21-1933	H	W	35-13
12-4-1933	H	W	23-16

## Oral Roberts 1-0 (H - 1-0)

12-3-2016	H	W	80-76
-----------	---	---	-------

## Oregon 1-2 (N - 1-2)

12-28-1961	N	L	59-71
12-27-1969	N	L	82-87
12-30-1988	N	W	76-71

## Oregon State 3-3 (H - 1-1; A - 1-1; N - 1-1)

12-27-1939	A	L	33-38
12-28-1939	A	W	36-26
12-29-1942	H	L	29-33
12-29-1978	N	W	65-57
2-5-1984	H	W	56-55
12-29-1988	N	L	58-63

## Owosso YMCA 1-0 (H - 1-0)

1-26-1906	H	W	76-12
-----------	---	---	-------

## Pacific 1-0 (N - 1-0)

11-26-1993	N	W	83-64
------------	---	---	-------

## Pennsylvania 3-1 (H - 1-0; A - 1-1; N - 1-0)

12-18-1954	A	L	67-73
12-14-1963	A	W	87-75
3-24-1979	N	W	101-67
11-29-2003	H	W	77-52

## Penn State 41-9 (H - 25-2; A - 16-4; N - 0-3)

1-2-1929	H	W	16-14
12-28-1938	H	W	35-21
12-29-1950	H	W	51-44
12-30-1954	H	W	85-74
3-13-1993	H	W	70-53
3-12-1994	A	L	70-71
2-2-1995	H	W	82-62
2-11-1995	A	W	68-53
1-31-1996	H	W	61-58
2-10-1996	A	L	50-54
1-15-1997	A	W	69-58
2-22-1997	H	W	71-57
1-24-1998	H	W	71-59
2-2-1999	A	W	70-68
1-5-2000	H	W	76-63
2-23-2000	A	W	79-63
1-3-2001	H	W	98-73
2-24-2001	A	W	76-57
3-9-2001	N	L	63-65
1-19-2002	A	W	77-65
1-22-2003	H	W	70-36
1-14-2004	H	W	76-58
2-28-2004	A	W	67-42





## ALL-TIME RECORD VS. OPPONENTS

1-5-2005	A	W	84-58
3-5-2005	H	W	90-64
1-28-2006	H	W	69-60
1-20-2007	A	W	91-64
2-2-2008	A	L	76-85
2-20-2008	H	W	86-49
1-14-2009	A	W	78-73
2-1-2009	H	L	68-72
2-13-2010	A	W	65-54
3-4-2010	H	W	67-65
1-8-2011	A	L	62-66
2-10-2011	H	W	75-57
3-12-2011	N	L	48-61
2-8-2012	H	W	77-57
1-16-2013	A	W	81-72
12-31-2013	A	W	79-63
2-6-2014	H	W	82-67
1-21-2015	H	W	66-60
1-10-2016	A	W	92-65
2-28-2016	H	W	88-57
1-7-2017	N	L	63-72
3-9-2017	H	W	78-51
1-31-2018	H	W	76-68
1-13-2019	A	W	71-56
2-4-2020	H	L	70-75
3-3-2020	A	W	79-71
2-9-2021	H	W	60-58

### Pepperdine 1-0

(N - 1-0)

12-21-1998	N	W	79-67
------------	---	---	-------

### Pittsburgh 3-1

(H - 1-1; A - 1-0; N - 1-0)

2-18-1927	H	L	34-36
12-22-1953	H	W	83-51
12-17-1955	A	W	82-81
3-22-2008	N	W	65-54

### Portland 2-0

(H - 1-0; A - 1-0)

12-29-1961	A	W	74-60
11-18-2013	H	W	82-67

### Portland State 1-0

(H - 1-0)

12-10-1979	H	W	88-54
------------	---	---	-------

### Prairie View A&M 1-0

(H - 1-0)

12-18-2010	H	W	90-51
------------	---	---	-------

### Princeton 5-1

(H - 2-1; A - 1-0; N - 2-0)

12-30-1950	H	L	46-52
12-29-1951	H	W	52-46
12-17-1954	A	W	79-67
11-30-1979	N	W	60-46
12-30-1989	H	W	51-49
3-14-1998	N	W	63-56

### Providence 4-0

(A - 1-0; N - 3-0)

3-11-1978	N	W	77-63
12-20-1980	A	W	77-76
11-25-1999	N	W	82-58
11-29-2015	N	W	77-64

### Purdue 56-71

(H - 34-26; A - 18-45; N - 4-0)

1-26-1910	A	L	9-35
12-20-1947	A	L	48-50
2-12-1949	H	L	48-66
2-4-1950	A	L	53-69
1-29-1951	A	L	55-59 ot
1-26-1952	H	W	56-47
2-21-1953	H	W	68-57
2-28-1953	A	W	77-72
2-13-1954	A	L	50-64
1-31-1955	H	W	79-72
1-14-1956	H	L	62-66
2-25-1956	A	L	56-63
1-5-1957	H	L	71-72
2-11-1957	A	W	68-66
1-11-1958	H	W	84-75
2-24-1958	A	L	70-72
2-7-1959	A	L	81-85
2-21-1959	H	W	94-87
2-6-1960	H	L	65-68
2-25-1961	A	L	74-85
1-15-1962	H	L	74-89
2-3-1962	A	L	64-86
2-4-1963	A	L	81-103
3-4-1963	H	L	93-94
2-3-1964	A	L	98-101
3-1-1965	H	W	110-92
1-10-1966	A	W	89-78
1-24-1966	H	W	92-74
2-11-1967	A	W	79-77
3-4-1967	H	W	75-71
3-5-1968	A	L	75-93
2-25-1969	H	L	72-74
2-3-1970	A	L	86-105
3-3-1970	H	L	98-101
2-27-1971	A	L	70-100
3-2-1971	H	L	60-65
2-19-1972	A	L	68-92
2-17-1973	H	L	84-88
1-5-1974	A	L	75-77
2-2-1974	H	W	76-74
1-2-1975	A	L	86-93
3-3-1975	H	W	84-82
1-26-1976	A	W	66-65
2-23-1976	H	W	89-76
1-22-1977	H	L	70-76
3-3-1977	A	L	69-78
1-19-1978	H	W	60-51
2-16-1978	A	L	80-99
1-13-1979	A	L	50-52
2-22-1979	H	W	73-67
1-3-1980	H	L	73-74
3-1-1980	A	L	73-91
1-24-1981	A	W	74-68
2-12-1981	H	L	48-63
1-14-1982	A	L	47-53
2-27-1982	H	L	49-51
1-29-1983	H	W	83-67
2-17-1983	A	L	55-61
1-28-1984	A	L	54-72
2-16-1984	H	W	63-53
1-10-1985	A	W	81-72 ot
2-9-1985	H	L	65-66
1-9-1986	H	L	83-88

2-8-1986	A	L	82-88
1-3-1987	A	L	72-87
3-4-1987	H	L	59-69
1-20-1988	A	L	67-78
2-10-1988	H	L	70-72
1-25-1989	H	W	106-83
2-18-1989	A	L	63-87
2-3-1990	A	W	64-53
3-11-1990	H	W	72-70
1-23-1991	A	L	51-62
2-23-1991	H	W	75-58
1-22-1992	A	W	66-61
2-22-1992	H	W	70-68
1-30-1993	A	W	72-64
3-3-1993	H	L	58-61
1-12-1994	A	L	77-89
2-12-1994	H	L	70-74
2-7-1995	H	L	69-78
2-3-1996	A	L	51-56
1-29-1997	A	L	62-72
2-8-1997	H	L	62-77
12-30-1997	A	W	74-57
3-1-1998	H	L	96-99 ot
2-16-1999	H	W	82-69
2-28-1999	A	W	60-46
2-8-2000	A	L	67-70
2-4-2001	H	W	72-55
1-16-2002	H	W	65-56
2-16-2002	A	W	62-59
1-14-2003	A	L	60-72
3-1-2003	H	W	69-61
3-14-2003	N	W	54-42
1-25-2004	A	L	70-76 ot
2-17-2004	H	W	62-55
1-18-2005	H	W	71-64
2-19-2005	A	W	68-57
2-8-2006	H	W	77-52
3-9-2006	N	W	70-58
2-7-2007	A	L	38-62
1-8-2008	H	W	78-75
2-12-2008	A	L	54-60
2-17-2009	A	L	54-72
3-8-2009	H	W	62-51
2-9-2010	H	L	64-76
2-28-2010	A	W	53-44
1-22-2011	A	L	76-86
2-27-2011	H	L	47-67
3-11-2011	N	W	74-56
1-21-2012	H	W	83-58
2-19-2012	A	W	76-62
1-5-2013	H	W	84-61
2-9-2013	A	W	78-65
2-20-2014	A	W	94-79
3-4-2015	H	W	72-66
2-9-2016	A	L	81-82 ot
3-13-2016	N	W	66-62
1-24-2017	H	L	73-84
2-18-2017	A	L	63-80
2-10-2018	H	W	68-65
1-8-2019	H	W	77-59
1-27-2019	A	L	63-73
1-12-2020	A	L	42-71
1-8-2021	H	L	54-55
2-16-2021	A	L	65-75



## ALL-TIME RECORD VS. OPPONENTS

<b>Rhode Island</b>	<b>1-0</b>
(N - 1-0)	
12-2-1977	N W 92-64

<b>Rice</b>	<b>1-0</b>
(N - 1-0)	
11-26-1991	N W 75-67

<b>Rider</b>	<b>1-0</b>
(N - 1-0)	
11-27-2014	N W 77-45

<b>Robert Morris</b>	<b>1-0</b>
(N - 1-0)	
3-20-2009	N W 77-62

<b>Rochester</b>	<b>1-1</b>
(A - 1-1)	
12-29-1941	A L 27-28
12-29-1972	A W 103-61

<b>Rochester YMCA</b>	<b>1-1</b>
(H - 1-1)	
3-2-1909	H W 30-18
3-3-1909	H L 24-36

<b>Romulus Army Air Base</b>	<b>1-0</b>
(H - 1-0)	
2-4-1943	H W 69-27

<b>Rose Poly</b>	<b>1-2</b>
(A - 1-2)	
1-27-1910	A L 28-31
1-14-1911	A L 20-26
1-20-1912	A W 33-31

<b>Rutgers</b>	<b>11-1</b>
(H - 6-0; A - 4-1; N - 1-0)	
12-19-1970	N W 81-71
1-29-2015	A W 71-51
1-31-2016	H W 96-62
3-2-2016	A W 97-66
1-4-2017	H W 93-65
12-5-2017	A W 62-52
1-10-2018	H W 76-72 ot
11/30/2018	A W 78-67
02/20/2019	H W 71-60
12-8-2019	H W 77-65
1-5-2021	H W 68-45
1-28-2021	A L 37-67

<b>Saginaw Bank Clerks</b>	<b>1-0</b>
(A - 1-0)	
1-19-1907	A W 29-19

<b>Saginaw High School</b>	<b>2-0</b>
(H - 1-0; A - 1-0)	
1-18-1907	A W 35-17
1-11-1908	H W 67-23

<b>Saginaw YMCA</b>	<b>1-0</b>
(H - 1-0)	
1-14-1905	H W 62-12

<b>Savannah State</b>	<b>1-0</b>
(H - 1-0)	
12-31-2017	H W 108-52

<b>St. Ignatius</b>	<b>0-2</b>
(H - 0-1; A - 0-1)	

1-16-1923	H L 18-27
3-2-1923	A L 17-38

<b>St. John's</b>	<b>1-2</b>
(A - 0-2; N - 1-0)	
12-27-1968	A L 51-61
12-1-1979	A L 73-88
11-23-2016	N W 73-62

<b>St. John's (Ohio)</b>	<b>3-1</b>
(A - 3-1)	
2-26-1913	A W 39-24
2-25-1914	A W 50-17
1-25-1918	A W 27-19
1-27-1921	A L 20-21

<b>St. Joseph's (Pa.)</b>	<b>1-1</b>
(H - 1-1)	
12-18-1965	H L 65-82
12-27-1980	H W 71-67

<b>St. Louis</b>	<b>1-1</b>
(N - 1-1)	
3-27-1989	N L 64-74
3-18-2012	N W 65-61

<b>St. Mary's (Mich.)</b>	<b>3-1</b>
(H - 3-1)	
1-15-1916	H W 29-19
2-21-1923	H W 43-15
12-18-1923	H W 31-26
1-10-1925	H L 13-21

<b>St. Mary's (Ohio)</b>	<b>0-1</b>
(A - 0-1)	
3-1-1913	A L 26-28

<b>St. Peter's</b>	<b>1-1</b>
(H - 1-0; A - 0-1)	
12-1-1983	A L 66-73
12-10-1984	H W 50-38

<b>St. Viator</b>	<b>1-2</b>
(H - 1-2)	
2-26-1924	H L 25-27
1-13-1925	H L 18-23
1-9-1926	H W 30-27

<b>San Diego State</b>	<b>1-0</b>
(A - 1-0)	
12-29-1984	A W 77-61

<b>San Francisco</b>	<b>1-1</b>
(A - 1-0; N - 0-1)	
3-23-1957	N L 60-67
12-20-1974	A W 86-78

<b>San Jose State</b>	<b>3-0</b>
(H - 3-0)	
12-22-1987	H W 82-68
12-29-1989	H W 88-61
12-19-2007	H W 85-45

<b>Santa Clara</b>	<b>1-1</b>
(H - 1-0; N - 0-1)	
11-22-1995	N L 71-77
11-24-2014	H W 79-52

<b>Seton Hall</b>	<b>4-0</b>
(H - 1-0; A - 2-0; N - 1-0)	
3-18-1994	N W 84-73

12-19-2000	A W 72-57
12-22-2001	H W 68-64
11-14-2019	A W 76-73

<b>South Alabama</b>	<b>2-0</b>
(H - 1-0; A - 1-0)	
12-4-1971	H W 87-72
1-3-1973	A W 86-78

<b>South Carolina</b>	<b>4-2</b>
(H - 3-1; A - 0-1; N - 1-0)	
12-20-1941	H W 41-29
12-18-1961	H W 99-91
12-9-1972	A L 64-83
12-8-1973	H L 63-74
11-26-1999	N W 59-56
11-16-2010	H W 82-73

<b>South Dakota</b>	<b>1-0</b>
(H - 1-0)	
12-5-1966	H W 81-54

<b>South Florida</b>	<b>3-0</b>
(H - 2-0; A - 1-0)	
12-20-1997	A W 68-53
12-21-2002	H W 65-56
12-16-2003	H W 73-60

<b>South Haven</b>	<b>1-0</b>
(A - 1-0)	
2-28-1908	A W 31-18

<b>Southern Cal</b>	<b>3-3</b>
(H - 1-0; A - 1-3; N - 1-0)	
12-19-1953	H W 81-63
12-30-1953	A L 73-75
12-28-1957	A W 77-67
12-29-1964	A L 69-100
12-29-1970	A L 63-88
3-22-2009	N W 74-69

<b>Southern Illinois</b>	<b>2-0</b>
(H - 1-0; A - 1-0)	
12-13-1955	H W 99-71
1-27-1968	A W 68-56

<b>Southern Methodist</b>	<b>1-0</b>
(N - 1-0)	
12-29-1977	N W 95-69

<b>Southern Utah</b>	<b>1-0</b>
(H - 1-0)	
12-9-2017	H W 88-63

<b>Southern Mississippi</b>	<b>1-0</b>
(N - 1-0)	
12-29-1975	N W 89-77

<b>SW Missouri State</b>	<b>1-0</b>
(N - 1-0)	
3-20-1992	N W 61-54

<b>Southwest Louisiana</b>	<b>1-1</b>
(H - 1-0; N - 0-1)	
12-3-1968	H W 90-84
12-28-1982	N L 66-71

<b>Stanford</b>	<b>4-2</b>
(H - 3-0; N - 1-2)	
12-27-1934	H W 25-18
12-20-1946	H W 57-45
12-29-1960	N L 80-81 2ot



# ALL-TIME RECORD VS. OPPONENTS

12-28-1991	H	W	72-62
12-29-2001	N	L	64-75
12-11-2004	N	W	78-53

## Stetson 1-0

(N - 1-0)

12-11-1992	N	W	78-59
------------	---	---	-------

## Stony Brook 1-0

(H - 1-0)

11-19-2017	H	W	93-71s
------------	---	---	--------

## Syracuse 7-11

(H - 4-2; A - 2-6; N - 1-3)

2-2-1929	A	L	17-24
----------	---	---	-------

1-1-1930	H	L	19-21
----------	---	---	-------

1-3-1933	H	W	23-16
----------	---	---	-------

1-13-1934	A	L	21-27
-----------	---	---	-------

1-1-1936	A	L	34-38
----------	---	---	-------

1-19-1937	H	W	36-30
-----------	---	---	-------

1-15-1938	A	L	46-59
-----------	---	---	-------

1-8-1940	H	W	31-29
----------	---	---	-------

12-27-1941	A	W	33-31
------------	---	---	-------

1-2-1946	H	W	76-48
----------	---	---	-------

12-31-1946	A	W	61-57 ot
------------	---	---	----------

12-3-1977	A	L	67-75
-----------	---	---	-------

3-23-2000	N	W	75-58
-----------	---	---	-------

11-21-2001	N	L	58-69
------------	---	---	-------

2-23-2003	H	L	75-76
-----------	---	---	-------

1-3-2004	A	L	83-96
----------	---	---	-------

12-7-2010	N	L	58-72
-----------	---	---	-------

3-18-2018	N	L	53-55
-----------	---	---	-------

## Temple 6-6

(H - 3-1; A - 1-3; N - 2-2)

1-3-1936	A	L	24-47
----------	---	---	-------

2-15-1939	H	W	29-25
-----------	---	---	-------

1-27-1940	A	L	40-42
-----------	---	---	-------

3-1-1940	H	W	44-28
----------	---	---	-------

1-6-1941	A	W	37-35
----------	---	---	-------

1-13-1941	H	W	23-22
-----------	---	---	-------

1-27-1945	N	L	47-64
-----------	---	---	-------

12-30-1969	N	L	51-90
------------	---	---	-------

12-4-1997	H	L	54-56
-----------	---	---	-------

12-20-1998	A	L	59-60
------------	---	---	-------

3-25-2001	N	W	69-62
-----------	---	---	-------

3-20-2008	N	W	72-61
-----------	---	---	-------

## Tennessee 5-2

(H - 2-0; A - 2-1; N - 1-1)

1-23-1939	A	W	35-31
-----------	---	---	-------

1-6-1940	H	W	29-20
----------	---	---	-------

12-30-1970	N	L	70-81
------------	---	---	-------

12-18-1971	A	L	61-85
------------	---	---	-------

12-21-1993	A	W	69-60
------------	---	---	-------

12-20-1994	H	W	79-68
------------	---	---	-------

3-28-2010	N	W	70-69
-----------	---	---	-------

## Tennessee Tech 4-0

(H - 4-0)

12-28-2005	H	W	80-63
------------	---	---	-------

11-28-2010	H	W	73-55
------------	---	---	-------

12-10-2016	H	W	71-63
------------	---	---	-------

11/18/2018	H	W	101-33
------------	---	---	--------

## Texas 6-4

(H - 1-1; A - 1-1; N - 4-2)

11-27-1999	N	L	74-81
------------	---	---	-------

3-30-2003	N	L	76-85
-----------	---	---	-------

11-16-2006	N	W	63-61
------------	---	---	-------

12-22-2007	N	W	78-72
------------	---	---	-------

12-20-2008	N	W	67-63
------------	---	---	-------

12-22-2009	A	L	68-79
------------	---	---	-------

12-22-2010	H	L	55-67
------------	---	---	-------

12-22-2012	H	W	67-56
------------	---	---	-------

12-21-2013	A	W	92-78
------------	---	---	-------

11/23/2018	N	W	78-68
------------	---	---	-------

## Texas A&M 2-0

(N - 2-0)

12-27-1971	N	W	67-65
------------	---	---	-------

11-25-1989	N	W	87-75
------------	---	---	-------

## Texas Arlington 1-0

(H - 1-0)

12-30-2009	H	W	87-68
------------	---	---	-------

## Texas Christian 1-1

(H - 1-0; A - 0-1)

12-20-1986	A	L	47-66
------------	---	---	-------

12-12-1987	H	W	69-52
------------	---	---	-------

## Texas Southern 2-0

(H - 2-0)

11-18-2011	H	W	76-41
------------	---	---	-------

11-18-2012	H	W	69-41
------------	---	---	-------

12-20-2014	H	L	64-71 ot
------------	---	---	----------

## Texas Tech 0-1

(N - 0-1)

4-6-2019	N	L	51-61
----------	---	---	-------

## Toledo 5-3

(H - 3-2; A - 2-1)

12-7-1968	A	W	81-80
-----------	---	---	-------

12-6-1969	H	L	80-82
-----------	---	---	-------

12-5-1970	A	W	72-62 ot
-----------	---	---	----------

11-28-1972	H	W	98-96
------------	---	---	-------

12-18-1973	A	L	51-79
------------	---	---	-------

11-22-1999	H	W	78-33
------------	---	---	-------

12-30-2002	H	L	76-81
------------	---	---	-------

11-20-2009	H	W	75-62
------------	---	---	-------

## Toledo Buckeyes 3-3

(H - 1-2; A - 2-1)

1-16-1914	H	W	40-24
-----------	---	---	-------

2-26-1914	A	W	26-25
-----------	---	---	-------

1-9-1915	H	L	23-33
----------	---	---	-------

1-28-1915	A	L	27-31
-----------	---	---	-------

2-19-1916	H	L	23-32
-----------	---	---	-------

2-24-1916	A	W	28-22
-----------	---	---	-------

## Tri-State 1-0

(H - 1-0)

1-17-1916	H	W	30-13
-----------	---	---	-------

## Tulane 2-1

(H - 1-0; A - 1-1)

12-20-1965	H	W	80-61
------------	---	---	-------

12-21-1966	A	W	76-66
------------	---	---	-------

12-29-1982	A	L	58-81
------------	---	---	-------

## Tulsa 2-2

(H - 1-0; A - 0-1; N - 1-1)

12-9-1961	H	W	90-70
-----------	---	---	-------

12-18-1963	A	L	88-89
------------	---	---	-------

12-28-1965	N	L	67-78
------------	---	---	-------

12-22-1998	N	W	68-58
------------	---	---	-------

## Tuskegee 1-0

(H - 1-0)

12-15-2012	H	W	92-56
------------	---	---	-------

## Upper Canada Law 1-0

(H - 1-0)

1-5-1924	H	W	33-26
----------	---	---	-------

## Utah 1-4

(A - 0-2; N - 1-2)

12-21-1962	A	L	79-88
------------	---	---	-------

12-28-1964	N	L	96-98
------------	---	---	-------

12-20-1969	A	L	85-105
------------	---	---	--------

3-17-1991	N	L	84-85 2ot
-----------	---	---	-----------

3-18-2000	N	W	73-61
-----------	---	---	-------

## Utah State 0-2

(A - 0-1; N - 0-1)

12-22-1962	A	L	87-102
------------	---	---	--------

12-19-1980	N	L	70-74
------------	---	---	-------

## Valparaiso 5-1

(H - 3-1; N - 2-0)

1-19-1922	H	W	30-21
-----------	---	---	-------

12-22-1922	H	L	17-21
------------	---	---	-------

3-6-1924	H	W	22-12
----------	---	---	-------

3-16-2000	N	W	65-38
-----------	---	---	-------

11-22-2009	H	W	90-60
------------	---	---	-------

3-21-2013	N	W	65-54
-----------	---	---	-------

## Vanderbilt 0-1

(N - 0-1)

12-29-1967	N	L	63-73
------------	---	---	-------

## Vermont 2-0

(H - 1-0; N - 1-0)

3-20-2005	N	W	72-61
-----------	---	---	-------

11-21-2006	H	W	66-46
------------	---	---	-------

## Victoria 1-0

(H - 1-0)

1-11-1923	H	W	33-10
-----------	---	---	-------

## Villanova 1-3

(A - 1-1; N - 0-2)

12-27-1966	A	L	63-66
------------	---	---	-------

12-28-1968	N	L	66-75
------------	---	---	-------

3-22-1989	A	W	70-63
-----------	---	---	-------

11-29-2002	N	L	73-81
------------	---	---	-------

## Virginia 5-0

(H - 3-0; N - 2-0)

2-11-1947	H	W	51-46
-----------	---	---	-------

2-19-1949	H	W	62-43
-----------	---	---	-------

12-4-2002	H	W	82-75
-----------	---	---	-------

3-28-2014	N	W	61-59
-----------	---	---	-------

3-22-2015	N	W	60-54
-----------	---	---	-------

## Va. Commonwealth 0-1

(A - 0-1)

12-30-1975	A	L	75-80
------------	---	---	-------

## Virginia Tech 1-1

(N - 1-1)

11-22-2013	N	W	96-77
------------	---	---	-------

11-25-2019	N	L	66-71
------------	---	---	-------

## Wabash 3-6

(H - 3-0; A - 0-6)

1-22-1909	A	L	24-39
-----------	---	---	-------

1-28-1910	A	L	21-23
-----------	---	---	-------

1-13-1911	A	L	15-25
-----------	---	---	-------





# ALL-TIME RECORD VS. OPPONENTS

1-19-1912	A	L	26-32
2-10-1917	H	W	20-19
1-30-1919	A	L	19-28
2-7-1919	H	W	37-26
2-6-1920	H	W	29-27
2-24-1920	A	L	16-24

## Wake Forest 1-0 (N - 1-0)

12-30-1986	N	W	71-62
------------	---	---	-------

## Washington 4-2 (H - 1-1; A - 0-1; N - 3-0)

1-2-1942	H	L	42-45
12-30-1957	A	L	69-71
12-30-1964	N	W	93-92
3-13-1986	N	W	72-70
3-13-1996	H	W	64-50
11-24-2010	N	W	76-71

## Washington State 3-1 (H - 2-0; N - 1-1)

12-16-1939	H	W	52-44
12-28-1978	N	W	98-52
12-30-1992	H	W	77-61
11-27-1993	N	L	71-76

## Washington, St. Louis 1-0 (A - 1-0)

1-3-1948	A	W	46-45
----------	---	---	-------

## Wayne State 15-1 (H - 9-1; A - 6-0)

1-4-1935	H	W	31-17
1-26-1935	A	W	37-20
2-24-1939	H	L	33-40
2-14-1940	H	W	46-29
1-20-1945	H	W	47-38
1-15-1946	A	W	43-37
2-7-1946	H	W	46-45
12-28-1946	A	W	52-25
2-1-1947	H	W	49-36
12-27-1947	A	W	57-55
2-28-1948	H	W	63-49
1-22-1949	A	W	37-35 2ot
1-27-1949	H	W	63-48
2-17-1950	H	W	68-44
12-2-1950	A	W	51-50
12-1-1951	H	W	52-43

## Weber State 1-2 (H - 1-0; N - 0-2)

12-28-1979	N	L	61-63
3-17-1995	N	L	72-79
12-28-1996	H	W	83-51

## Western Illinois 2-0 (H - 1-0; A - 1-0)

12-12-1984	A	W	93-61
11-23-1985	H	W	98-63

## Western Kentucky 1-1 (N - 1-1)

12-14-1968	N	L	63-67
3-16-1978	N	W	90-69

## Western Michigan 27-11 (H - 21-7; A - 6-4)

1-12-1916	H	W	51-21
1-8-1919	H	W	19-18
1-17-1919	A	W	28-23
1-15-1921	H	W	22-16
1-25-1921	A	W	29-19
1-10-1922	H	W	28-20
12-15-1922	H	L	8-17
1-28-1924	A	L	14-29
2-12-1924	H	L	16-25
1-23-1925	H	L	20-21
2-25-1925	A	L	15-29
2-6-1926	H	L	25-30
2-26-1926	A	L	15-38
12-4-1963	H	W	101-100
12-5-1964	H	W	89-80
12-4-1965	H	L	82-85
12-1-1966	H	W	77-55
12-12-1967	A	W	78-67
12-6-1988	H	W	86-71
12-13-1969	A	W	86-71
12-12-1970	H	W	97-85
12-11-1971	H	W	66-65
12-16-1972	A	W	76-73
12-15-1973	H	W	85-76
12-14-1974	H	W	62-59
12-13-1975	A	L	68-78
12-4-1976	H	L	73-74
12-10-1977	H	W	79-57
12-13-1978	A	W	109-69
11-28-1980	H	W	89-77
11-28-1981	H	L	79-83
11-26-1982	H	W	72-65
11-26-1983	H	W	81-52
11-30-1984	H	W	77-61
11-30-1985	H	W	84-64
11-28-1998	H	W	90-66
12-29-2019	H	W	95-62
12-6-2020	H	W	79-61

## Western Reserve 8-1 (H - 5-1; A - 3-0)

1-30-1931	A	W	25-24
1-8-1932	H	W	17-15
1-12-1935	A	W	34-33
2-9-1935	H	W	36-17
1-14-1939	H	W	36-21
1-10-1942	H	W	51-22
1-17-1948	A	W	65-57
1-14-1949	H	W	44-43
1-28-1950	H	L	54-57

## West Virginia 2-1 (H - 2-1)

12-30-1935	H	W	25-24
1-18-1941	H	W	44-35
2-8-1941	H	L	31-40

## West Va. Wesleyan 2-1 (H - 2-1)

2-19-1914	H	W	38-21
2-18-1915	H	L	31-43
1-12-1917	H	W	41-22

## Wichita State 6-3 (H - 3-0; A - 0-3; N - 3-0)

12-19-1962	A	L	69-80
12-10-1966	H	W	103-68
12-23-1967	A	L	80-90
12-8-1977	H	W	84-57
12-14-1979	A	L	54-55
3-20-1989	H	W	79-67
12-10-2005	N	W	83-64
11-30-2008	N	W	65-57
12-6-2016	N	W	77-72

## Winona 3-0 (H - 1-0; A - 2-0)

1-18-1912	A	W	37-21
2-10-1912	A	W	67-4
1-11-1913	H	W	75-14

## Wisconsin 83-66 (H - 50-15; A - 26-47; N - 7-4)

12-10-1921	A	L	13-27
12-30-1932	A	L	16-26
2-5-1934	A	W	23-22
12-31-1934	A	L	21-23
12-6-1935	A	L	21-26
2-6-1937	A	L	17-22
2-5-1938	A	L	27-30
2-4-1939	A	L	37-39
2-3-1940	H	W	48-41
2-23-1946	A	W	59-48
3-1-1946	H	W	56-52
1-20-1947	H	L	48-58
2-9-1948	A	L	39-51
2-6-1950	H	L	47-66
1-8-1951	H	L	52-53
2-24-1951	A	L	29-35
1-21-1952	H	W	50-39
2-16-1952	A	W	57-55
2-23-1953	H	W	53-45
3-9-1953	A	L	51-58
1-18-1954	H	L	53-57
3-1-1954	A	L	56-79
1-8-1955	H	W	94-77
2-5-1955	A	W	73-70
2-27-1956	H	W	89-82
2-25-1957	A	W	78-62
1-20-1958	A	L	52-66
2-22-1958	H	W	93-59
2-2-1959	A	W	88-57
3-2-1959	H	W	93-73
1-2-1960	A	W	91-79
1-7-1961	H	L	71-74
1-8-1962	H	L	78-83
2-10-1962	A	L	72-77
1-12-1963	A	W	75-68
3-2-1963	H	L	89-92 ot
1-6-1964	H	W	106-90
2-27-1965	A	L	89-99
2-5-1966	H	W	79-65
2-19-1966	A	L	77-78
1-28-1967	H	W	68-61
2-25-1967	A	L	64-68
1-16-1968	A	L	68-70
2-24-1968	H	W	87-77
1-7-1969	H	W	77-67



# ALL-TIME RECORD VS. OPPONENTS

2-22-1969	A	L	64-76
2-7-1970	A	L	79-89
2-20-1971	H	W	97-78
1-11-1972	H	W	83-76
2-29-1972	A	L	74-101
1-20-1973	A	L	80-93
3-10-1973	H	W	79-78 ot
3-2-1974	A	L	80-87
1-25-1975	H	W	105-87
2-22-1975	A	L	96-103
1-3-1976	A	L	63-70
3-6-1976	H	L	82-86
1-6-1977	H	W	84-61
1-29-1977	A	L	83-87 3ot
1-7-1978	H	W	74-63
3-2-1978	A	W	89-75
1-4-1979	H	W	84-55
3-3-1979	A	L	81-83
1-17-1980	H	W	62-61
2-14-1980	A	L	66-80
1-22-1981	A	L	62-63
2-19-1981	H	W	74-65
1-23-1982	H	W	68-58
2-20-1982+	A	W	60-65 f
1-13-1983	H	W	86-66
3-5-1983	A	W	91-65
1-12-1984+	A	W	74-81 f
3-3-1984	H	W	78-59
1-31-1985	A	W	77-68
3-2-1985	H	W	82-63
1-30-1986	H	W	83-81
3-2-1986	A	W	84-71
1-22-1987	A	W	81-78
2-21-1987	H	L	63-65
1-7-1988	A	L	72-78 2ot
1-23-1988	H	L	69-71
2-2-1989	A	L	64-69 ot
3-11-1989	H	W	70-61
1-6-1990	A	W	64-61
2-8-1990	H	W	60-57
1-10-1991	H	W	65-50
2-9-1991	A	L	78-84 2ot
2-8-1992	A	W	79-64
2-12-1992	H	W	76-61
1-23-1993	H	L	66-67
2-24-1993	A	L	62-65
1-19-1994	H	W	70-60
2-2-1994	A	L	62-87
1-4-1995	A	W	78-64
3-11-1995	H	W	97-72
1-17-1996	A	L	48-61
2-24-1996	H	L	52-73
1-9-1997	A	W	58-50
3-1-1997	H	W	68-49
1-8-1998	H	W	63-40
2-21-1998	A	W	56-47
1-6-1999	A	L	51-66
2-21-1999	H	W	56-51
3-6-1999	N	W	56-41
2-12-2000	A	W	61-44
2-19-2000	H	W	59-54
3-11-2000	N	W	55-46
4-1-2000	N	W	53-41
1-13-2001	H	W	69-59 ot
2-27-2001	A	W	51-47

1-12-2002	H	L	63-64
2-11-2003	A	L	53-64
1-10-2004	A	L	64-77
3-2-2004	H	L	64-68 ot
3-13-2004	N	L	66-68
1-16-2005	A	L	59-62
2-24-2005	H	W	77-64
1-8-2006	A	L	63-82
3-2-2006	H	W	74-65
2-20-2007	H	W	64-55
3-3-2007	A	L	50-52
3-9-2007	N	L	57-70
2-28-2008	A	L	42-57
3-15-2008	N	L	63-65
2-22-2009	H	W	61-50
1-6-2010	H	W	54-47
2-2-2010	A	L	49-67
1-11-2011	H	W	64-61 ot
2-6-2011	A	L	56-82
1-3-2012	A	W	63-60 ot
2-16-2012	H	W	69-55
3-10-2012	N	W	65-52
1-22-2013	A	W	49-47
3-7-2013	H	W	58-43
2-9-2014	A	L	58-60
3-15-2014	N	W	83-75
3-1-2015	A	L	61-68
3-15-2015	N	L	69-80 ot
1-17-2016	A	L	76-77
2-18-2016	H	W	69-57
2-26-2017	H	W	84-74
1-26-2018	H	W	76-61
2-25-2018	A	W	68-63
3-2-2018	N	W	63-60
2-12-2019	A	W	67-59
3-16-2019	N	W	67-55
1-17-2020	H	W	67-55
2-1-2020	A	L	63-64
12-25-2020	H	L	76-85

## UW-Green Bay (H - 5-0; N - 1-0; A - 1-0)

12-15-1981	H	W	49-48 ot
3-15-1991	N	W	60-58
11-23-2004	H	W	104-46
12-21-2005	A	W	98-69
12-23-2006	H	W	76-64
12-29-2007	H	W	93-75
12-16-2018	H	W	104-83

## Wofford (H - 1-0)

12-4-2009	H	W	72-60
-----------	---	---	-------

## Wright State (H - 2-0; A - 0-1)

12-17-1997	H	W	95-52
12-30-1999	A	L	49-53
12-30-2000	H	W	88-61

## Wyoming (H - 1-0; A - 1-0)

12-23-1955	H	W	72-62
12-19-1959	A	W	82-72

## Xavier 3-1

(H - 3-0; A - 0-1)

1-13-1931	H	W	32-19
1-15-1932	H	W	22-20
2-20-1932	A	L	24-31
1-27-1933	H	W	19-16

## Youngstown State 2-0

(H - 2-0)

11-9-2006	H	W	86-61
12-6-2016	H	W	77-57

+ denotes forfeited contest

# ALL-TIME LETTERWINNERS

Players began wearing jersey numbers in 1932-33.

\$ Information Unavailable; C - team captain;

CoC - co-captain; TriC - tri-captain;

QuaC - quad-captain

Name; Yrs. Lettered; Pos; Ht.; Jersey No.; Hometown/High School

## A

**AcMoody, Sam;** 2000-01-02-03; Mgr.; Tekonsha

**Aerts, Jason J.;** 2006; F; 6-6; #10;

Pentwater/Pentwater

**Ager, Maurice D.;** 2003-04-05-06QuaC;

G; 6-4; #13; Detroit/Crockett

**Ahrens, Kyle;** 2016-17-18-19-20;

G; 6-5; #0; Versailles, Ohio/Versailles

**Aitch, Matthew A.;** '66-67; C; 6-7; #45;

St. Louis, Mo./Maplewood Richmond Heights

**Alexander, Aaron S.;** 2002; F; 6-5; #10;

Richmond, Va./Henrico

**Allen, X. Chris;** 2008-09-10; G; 6-3; #3;

Lawrenceville, Ga./Meadowcreek

**Anagonye, Aloysius;** 2000-01-02TriC-03

CoC; F; 6-8; #25; Southfield/Detroit DePorres

**Anderegg, Robert H.;** '57-58-59C; F; 6-3;

#23; Monroe, Wis./Same

**Anderson, Alan;** 2002-03-04TriC-

05QuaC; F; 6-6; #15; Minneapolis,

Minn./DeLaSalle

**Anderson, Valda;** '29; Mgr;

SandCreek/Same

**Andreas, Jason;** 2001-02-03-04TriC; C;

6-10; #44; Sugarcreek/Ohio/Garaway

**Appling, Keith;** 2011-12-13TriC-14; G;

6-1; 11; Detroit, Mich./Pershing

**Archer, Lawrence C.;** '18; G; #5; Derby/S

**Armstrong, Mark;** '97-98-99-00; Mgr.;

Grand Rapids

**Armstrong, T. Robert;** '53-54-55; C; 6-8;

#12; Grand Rapids/Same

**Atzenhoffer, Eli;** '19-20-21;

Mgr.; Avon, Ohio

**Aubuchon, I. Chester;** '39-40-42C; G;

5-9; #24; Gary, Ind./Horace Mann

**Ayala, Reginald (Rickey) P.;** '52-53-54;

G; 5-6; #7; Brooklyn, N.Y./Tech

## B

**Babcock, Nate;** 2010-11; Mgr.;

Plymouth, Minn.

**Bailey, John A.;** '66-67-68; G; 6-0; #12;

Streator, Ill./Same

**Balbach, Edward;** '02-03-04C; G/C; \$;

no #; Grand Rapids/\$

**Ballinger, Adam;** 2000-01-02TriC-03CoC;

C; 6-9; #55; Bluffton, Ind./Same

**Barnard, John A.;** '32; F/G; \$; no #; \$/\$

**Barnes, Daron;** '86; Mgr; \$/\$

**Barnett, William;** '10; \$; \$; no #; Pittsburgh, Pa/\$

**Barr, John H.;** '21; F; \$; no #; Flint/\$

**Basich, Peter S.;** '40-41; G; \$; #4;

Columbus, Ohio/\$

**Bates, Steven A.;** '80-81-82; C; 6-10;

#52; Fort Wayne, Ind./Wayne

**Bauman, Paul L.;** '45; G/F; 5-10; #8;

Battle Creek/St. Phillip

**Baylor, Arthur E.;** '66-67; F; 6-6; #41;

Washington, D.C./Mackin

**Beathe, Daimon;** '93-94-95-96; F; 6-7;

#23; Elkhart, Ind./Memorial

**Belknap, Leon V.;** '09; \$; \$; no #; Whittemore/\$

**Bell, Charlie;** '98-99-00-01; G; 6-3; #14;

Flint/Southwestern Academy

**Bencie, Charles J.;** '56-57-58; F/C; 6-6;

#31; Gary, Ind./Froebel

**Benington, John J. Jr.;** '72; G; 6-1; #15;

East Lansing/Lansing Gabriels

**Benjamin, Sylvester (Rudy);** 69-70-71; G;

6-3; #21; Dayton, Ohio/Roosevelt

**Bennett, Byron D.;** '32; Mgr; \$/\$

**Bernecker, Scott;** '90-91-92-93; Mgr;

East Grand Rapids/Same

**Berry, William E.;** '62-63-64; F; 6-2; #12;

Winnemucca, Nev./Humboldt County

**Besko, Scott;** 2012-13-14-15; Mgr.;

Saint Johns

**Bess, Javon;** 2015-16; F; 6-5; #2;

Columbus, Ohio/Gahanna Lincoln

**Beyer, G. Joseph;** '45; G; 5-10; #3;

Grosse Pointe/Same

**Bibbens, Cleveland W.;** '82; F; 6-6; #55;

Pittsburgh, Pa./Brashear

**Bikey, Robert;** '24; C; \$; no #; Ishpeming/

Same

**Bingham, Marcus;** 2019-20-21; F; 6-11; #30;

Grand Rapids, Mich./GR Catholic Central

**Binge, Ronald E.;** '70; F; 6-5; #44;

East Detroit/Same

**Bishop, Randy J.;** '79-80; Mgr.; Grandville/

Wyoming Lee

**Blanchard, Charles M.;** '01C-02; \$; \$; no #;

Chesaning/Same

**Bluem, Mark;** '92-93; F; 6-6; #20; Caro/Same

**Boeskool, Randall D.;** '31-32; C; \$; no #;

Grand Rapids/\$

**Bogarakos, Timothy E.;** 2002-03-04-05

QuaC; G; 6-2; #30; Flint/Central

**Bogarakos, Timothy G.;** '69-70; G; 6-1; #12;

Flint/Central

**Bohnhoff, Trevor;** 2014-15; F; 6-7; #13;

Saginaw/Nouvel

**Borovich, Jon;** 2002-03; Mgr.; Bloomfield Hills

**Bostic, Herbert H.;** '80-81-82; F/G; 6-4;

#44; Detroit/Royal Oak Shrine

**Bouma, Robert D.;** '68; Mgr;

Grand Rapids/\$

**Bower, William R.;** '50-51-52; F; 5-11; #4;

Ft. Wayne, Ind./South

**Brannum, Robert W.;** '48C; C; 6-5; #7;

Winfield, Kan./Same

**Braun, Norwin W.;** '49; Mgr; Ann Arbor/\$

**Bres, Jason;** '20-21; Mgr;

Traverse City, Mich.

**Breslin, Brian S.;** '71-72-74; F; 6-5; #42;

East Lansing/Same

**Bridges, Miles;** 2017-18CoC; G/F; 6-7; #22;

Flint/Huntington Prep (Huntington, W.V.)

**Brigham, G. Horbert;** '18; F; \$; 6-5; #13;

Springfield, Pa/\$

**Brkovich, Donald;** '79; F; 6-6; #21;

Windsor, Ont./Lowe

**Brkovich, Mike;** '78-79-80-81CoC; G/F; 6-4;

#12; Windsor, Ont./Lowe

**Brookes, Harold A.;** '61; G; 6-0; #14;

Tulsa, Okla./Washington

**Brooks, Quinton;** '93-94-95-96CoC; F; 6-7;

#40; Akron, Ohio/Firestone

**Brown, Alfred;** '77-78; F; 6-6; #25;

Detroit/Haynesville (La.)

**Brown, Arthur;** '22; G; \$; no #; Hastings/Same

**Brown, Gabe;** 2019-20-21; F; 6-7; #13/44

Ypsilanti, Mich./Belleville

**Brown, Luke;** 98-99-00-01; Mgr.;

Iron Mountain

**Brown, Mark;** '86; G; 6-0; #24; Hastings/Same

**Brown, Shannon;** 2004-05-06QuaC; G;

#6-3; #3; Maywood, Ill./Proviso East

**Burchill, Kenneth;** '51; Mgr.;

Sault Ste. Marie

**Burgess, Jeffrey;** 2002-03-04-05; Mgr.; Fenton

**Burk, William;** '41-42; G; \$; #7;

Whiting, Ind./\$

**Burke, Braden;** 2018-19-20;

F; #40; Stevensville, Mich./

Lakeshore (Robert Morris)

**Busch, Fred W.;** '10-11C; F; \$; no #;

Detroit/\$

**Buyse, Maurice J.;** '34-36; C; \$; #8; \$/\$

**Byrd, Russell;** 2012-13TriC-14; G; 6-7; #0;

Fort Wayne, Ind./Blackhawk Christian

## C

**Callahan, Leo A.;** '37-38-39C; G; #5;

Schenectady, N.Y./Same

**Campbell, Arthur L.;** '09-10; Mgr.;

Cheate Haven, Pa./Same

**Carey, Robert W.;** '50-51-52; C; 6-5; #8;

Charlevoix/Same

**Carey, William R.;** '51-52; F; 6-1; #13;

Charlevoix/Same

**Carlson, Leif F.;** '51-52; F; 6-2; #17;

East Lansing/Weehawken (NJ)

**Carlson, Sherman; F.;** '27; Mgr.; Howell/\$

**Carpenter, William E.;** '37-38; G; \$; #5; \$/\$

**Carr, Vernon;** '86-87; G/F; 6-6; #23; Detroit/

Cody

**Carrington, Matthew;** '83; G; 6-1; #14;

Flint/Central

**Caruthers, Robert H.;** '31; Mgr.; \$/\$

**Carr, Ben;** 2018; F; 6-9; #25; #13;

Las Vegas, Nev./UNLV/Oregon

(Bishop Gorman)

**Carter, Rick;** 2004-05-06; Mgr.; Grand Blanc

**Casler, Jeff;** '89-90-91; G; 6-0; #22; St. Johns/Same

**Cawood, John F.;** '43-47; F; 6-3; #16/21;

Lansing/Eastern

**Cawood, William E.;** '80-81-82-83CoC; G/F;

6-7; #22; East Lansing/Same

**Chamberlain, Ralph G.;** '10-11-12C-13; C;

no #; Grand Rapids/\$

**Chandler, Stanley L.;** '62; C; 6-5; #31;

Louisville, Ky./Central





**Chandnois, Lynn**; '47; F; 6-2; #5; Flint/Central  
**Chapman, Dan**; 2012-13-14; G; 6-3; #14/40; Okemos/Okemos  
**Chapman, Robert**; '75-76-77C-78CoC; G; 6-2; #44; Saginaw/Same  
**Chappell, Mike**; 2000-01; G/F; 6-9; Southfield/Lathrup  
**Charles, Ron A.**; '77-78-79-80CoC; F; 6-8; #15; U.S. Virgin Islands/Central  
**Cherry, Steve**; '98-99-00; F; 6-6; #20; Coldwater/Same  
**Christiansen, Paul**; '70; Mgr.; Greenville  
**Clark, Adam**; 2011-12-13; Mgr.; Jerome  
**Clark Jr., Marvin**; 2015-16; F; 6-6; #0/15; Kansas City, Mo./Sunrise Christian Academy  
**Cleaves, Mateen**; '97-98CoC-99QuaC-00 Tri-C; G; 6-2; #12; Flint/Northern  
**Cleveland, Andy**; '95-96-97-98; Mgr.; Grand Rapids  
**Cohrs, William R.**; '70-71-72; C; 6-6; #45; Vicksburg/Same  
**Cole, Clarence L.**; '26; G; \$; no #; Lowell/Same  
**Colvin, Carleton J.**; '27-28; G; \$; No #; East Lansing/\$  
**Cooper, James A.**; '02C; \$; \$; no #; Owosso/\$  
**Copeland, Bernard Y.**; '68-69; F; 6-6; #45; Inkster/Hillcrest (Brundidge, Ala.)  
**Corbitt, Donald R.**; '54; G; 5-10; #9; Ft. Wayne, Ind./Elmhurst  
**Costello, Matt**; 2013-14-15-16TriC; F; 6-9; #10; Bay City/Bay City Western  
**Coutre, James W.**; '77-78; C; 6-9; #45; LaGrange, Ill./Benet Academy  
**Crandell, Jonathan**; 2009-10; F; 6-8; #25; Rochester/Rochester Adams  
**Crarry, Edward (Ted)**; '65-66-67; F; 6-5; #13; Springfield, Pa./\$  
**Curry, X. Deon**; 2007; G; 6-1; #13; Oakland Township/Detroit Country Day  
**Curtis, Jamie**; 2009-10-11; Mgr.; Swartz Creek  
**Curtis, William A.**; '64-65-66C; F; 6-4; #25; Grand Rapids/South

## D

**Dahlman, Isaiah J.**; 2007-08-09-10QuaC; G; 6-6; #22; Braham, Minn./Braham Area  
**Dalrymple, Max E.**; '38-39-40C; G; \$; #15; Port Huron/\$  
**Dargush, Bennie J.**; '37-38; C; \$; #19; Amsterdam, N.Y./\$  
**Darnton, Brandon**; 2007; G; 5-10; #1; Harbor Springs/Same  
**Davis, Charles E.**; '39; Mgr; Rockford/\$  
**Davis, Deyonta**; 2016; F; 6-10; #23; Muskegon, Mich./Muskegon  
**Davis, Doug**; '98-99; G; 6-3; #30; Columbus, Ohio/Westland  
**Davis, Paul R.**; 2003-04-05-06QuaC; C; 6-11; #40; Rochester/Rochester  
**Davis, Peter A.**; '73-74-75; G; 6-1; #32; Brooklyn, N.Y./Boys  
**Dawson, Brandon**; 2012-13-14-15TriC; G; 6-6; #22; Gary, Ind./Lew Wallace

**Dawson, Hugh A.**; '47-48-49; G; 6-0; #5; Hammond, Ind./Same  
**Dean, Paul**; '69-70-71; G; 6-1; #23; Alma/Same  
**Deater, Scott**; 2013-14-15; Mgr., West Olive  
**Dekker, James H.**; '33-34; C; \$; #21; S/\$  
**DenHerder, Fred**; '28-29-30; F/C; \$; no #; S/\$  
**Densley, Theodore B.**; '69; Mgr; Detroit/\$  
**Devenny, Robert H.**; '53-54-55; G; 5-11; #3/10; Philadelphia, Pa./North Catholic  
**Dickeson, Verne C.**; '27-28C-29; F; \$; no #; S/\$  
**Dickson, Robert M.**; '06-07-08; \$; \$; no #; Lansing/\$  
**Diehl, Roy H.**; '42-43; F; 5-9; #8; Sturgis/Same  
**Divjak, Ronald**; '62-63; F/C; 6-5; #22; East Chicago, Ind./Washington  
**Dodge, Glenn W.**; '05; G; \$; no #; Almont/\$  
**Doerr, Maxwell**; '30; Mgr; S/\$  
**Donnelly, Colin**; 2016-17-18-19; Mgr; Troy  
**Donnelly, Terry R.**; '77-78-79-80CoC; G; 6-2; #11; St. Louis, Mo./Parkway North  
**Douglas, Thomas H.**; '63-64; G; 5-11; #20; Barrington, Ill./Same  
**Drew, Kenneth L.**; '26-27C; G; \$; no #; Tipton/\$  
**Dryden, Marion**; '98-99; Mgr.; Detroit  
**Ducres, DeMarcus D.**; 2007; G; 5-10; #15; Saginaw/Same  
**Dudley, James D.**; '75; F; 6-5; #42; South Milwaukee, Wis./Racine Prairie  
**Duffield, Arnold**; '32; F/G; \$; no #; Lansing/\$  
**Durco, Brenden**; 2012-13; Mgr., Pinckney  
**Duthie, Herbert I.**; '10-11; G; \$; no #; Grand Rapids/\$  
**Dwyer, Sean P.**; 2006-07-08-09; Mgr.; Saginaw  
**Dykema, Jon**; 2000-01-02-03; Mgr.; Freeland

## E

**Edwards, Heywood M.**; '67-68; F/C; 6-6; #33; Brooklyn, N.Y./Boys  
**Eckstrom, William, R.**; '51-52; F; 6-3; #12; Grant/Same  
**Edwards, Derrick L.**; 2004; Mgr.; Chicago, Ill.  
**Eldred, Robert R.**; '27; F; \$; no #; Eaton Rapids/Same  
**Ellis III, Alvin**; 2014-15-16-17; G; 6-4; #3; Matteson, Ill./Chicago De La Salle  
**Emery, Brian**; '87-88; Mgr.; Perry/Same  
**Eva, Wesley L.**; '23-24; C; \$; no #; Vulcan/\$  
**Evans, Monte**; '97; G, #22; Detroit/Cass Tech

## F

**Fagan, Terrance, S.**; '72; G; 5-11; #21; Flint/St. Michaels  
**Fahs, David L.**; '59-60-61C; G; 5-9; #12; Monroe, Wis./Same  
**Falkowski, George**; '38-39; F; \$; #22; Flint/\$  
**Fanning, Lawrence**; '60; G; 6-0; #10; Gas City, Ind./Mississinewa  
**Feick, Jamie**; '93-94-95-96 CoC; F; 6-8; #30; Lexington, Ohio/Same  
**Feldreich, Sten**; '78; C; 7-0; #43; Bromma, Sweden/Same  
**Felt, Carl**; '27-28-29C; C; \$; no #; Muskegon/\$  
**Ferguson, Brett A.**; 2008-09-10-11; Mgr.; Wheaton, Ill.  
**Ferguson, Christian S.**; '61; G; 5-10; #10; Lansing/Sexton  
**Ferguson, George H.**; '56-57C; F; 6-3; #30; Providence, R.I./North Providence  
**Ferrari, Albert R.**; '53-54-55C; F; 6-3; #22; New York/Brooklyn Tech



Paul Davis was a team captain in 2006.



# ALL-TIME LETTERWINNERS

**Ferrell, Fred I.:** '75-76; Mgr.; Detroit/\$  
 S; no #; Newaygo/\$  
**Finamore, Steve;** 2000; Mgr.;  
 Brooklyn, N.Y.  
**Finn, John;** '50; C; 6-4; #15; Escanaba/  
 Same  
**Flowers, Donald;** '78; G; 6-2; #21;  
 Detroit/Hamtramck  
**Flores, David;** 2001-02-03-04; Mgr.;  
 Los Angeles, Calif.  
**Forbes, Bryn;** 2015-16; G; 6-3; #5;  
 East Lansing/Sexton  
**Ford, Patrick;** '83-84; G/F; 6-5; #44;  
 Detroit/Cass Tech  
**Fordham, Barry;** '84-85-86-87CoC; C;  
 6-8; #40; Buffalo, N.Y./Sweet Home  
**Fortino, M. Samuel;** '45-46; F; 6-2; #6; Alma/  
 Same  
**Fossum, Robert;** '81; G; 5-9; #15; Okemos/  
 Same  
**Foster, Walter J.;** '19-20-21C-22; C; \$;  
 no #; East Lansing/\$  
**Fowler, Chris;** 2019; Mgr.; Southfield  
**Frankel, Charles M.;** '45; C; 6-3; #4;  
 Detroit/Northern  
**Franklin, Michael;** '92-93-94-95; Mgr.;  
 Grand Rapids  
**Fredericks, Charles C.;** '25-26; G/C; \$;  
 no #; Saginaw/\$  
**Frimodig, Lyman L.;** '14-15-16C-17; C/G;  
 \$; no #; Calumet/\$  
**Frizzo, Leo V.;** '35; C; \$; #9; S/\$  
**Furlow, Terry L.;** '73-74-75-76C; F; 6-5;  
 #25; Flint/Northern



Terry Furlow was a letterwinner from 1973-76 and served as a team captain as a senior.

**Furseth, Erik O.;** '51-52-53C; F; 6-3; #5;  
 Cleveland Heights, Ohio/Same

**G**

**Gale, Robert S.;** '68-69-70; F; 6-5; #25;  
 Trout Creek/Same  
**Ganakas, Gary E.;** '71-72-73; G; 5-5; #11;  
 East Lansing/Same  
**Garavaglia, Jon;** '94-95-96-97; F; 6-9; #21;  
 Allen Park/Aquinas  
**Garlock, Ronald;** '35-36-37; G/F; #16; S/\$  
**Garrett, George A.;** '18-19-20C; G; \$; no #;  
 Elmhurst, N.Y./\$  
**Gauna, Alex;** 2012-13-14; F; 6-9; #2;  
 Eaton Rapids/Eaton Rapids  
**Gauthier, George E.;** '11-12-13-14C; F; \$;  
 no #; Detroit/\$  
**Geahan, Robert R.;** '47-48-49C; F; 6-1; #3;  
 Lansing/Sexton  
**Geistler, Gerald L.;** '66-67-68; C; 6-9; #42;  
 Detroit/Redford  
**Gent, George E. (Pete);** '62-63-64; C/F;  
 6-5; #30; Bangor/Same  
**George, Conner;** 2017-18-19-20;  
 G; 6-3; #41; Okemos, Mich./Okemos  
**Gerard, Joseph E.;** '40-41-42; F; \$; #16;  
 North Webster, Ind./\$  
**Gibbons, James M.;** 68-69-70CoC; C; 6-7;  
 #41; Blissfield/Same  
**Gibson, Michael;** 2006; Mgr.;  
 Cumberland, R.I.  
**Gilkey, Edward A.;** '20-21-22; F; \$; no #;  
 Lansing/\$  
**Gillie, Gerald;** '79; F; 6-5; #43; Detroit/Kettering  
**Gill, William W.;** '04; C; \$; no #; S/\$  
**Girtol, Derek;** 2005-06-07; Mgr.; Sturgis  
**Glover, William J.;** '73-74-75; G; 6-2; #12;  
 Pontiac/Central  
**Gleason, Bobby;** 2001; Mgr.; Davison  
**Godfrey, Walter G.;** '55-56C; G; 6-1; #23;  
 Detroit/Cass Tech  
**Goins, Kenny;** 2016-17-18-19; F; 6-6; #25;  
 Troy/Warren Mott  
**Golis, William;** '60; G; 6-0; #25;  
 Bolivar, Pa./Laurel Valley  
**Gonzalez, Robert;** '79-80; F; 6-7; #35;  
 Detroit/Catholic Central  
**Gonzenbach, Max;** '56-58; C; 6-8; #32/35;  
 Milbank, S.D./Same  
**Gore, Timothy;** '81-82-83-84; G; 6-4; #10;  
 Erie, Pa./Cathedral Prep  
**Gorman, John E.;** '66; G; 5-11; #11;  
 Chicago, Ill./Fenwick  
**Goss, Robert W.;** '11-12-13-14; G; \$; no #;  
 Fall River, Mass./\$  
**Gowens, Arthur L.;** '59; F; 6-2; #35; Lansing/  
 Sexton  
**Graham, Ralph C.;** '0-06; Mgr.; Owosso/\$  
**Grams, Milton H.;** '28; Mgr.; S/\$  
**Granack, John M.;** '46-49; F; 5-11; #7;  
 Hammond, Ind./Same  
**Granger, A.J.;** '97-98-99-00Tri-C; F; 6-9;  
 #43; Findlay, Ohio/Liberty-Benton  
**Gray, Jacob;** 2000; Mgr.; Plymouth



Johnny Green led Michigan State in rebounding in three-straight seasons.

**Gray, Marquise;** 2006-07-08-09; F; 6-8;  
 #41; Flint/Beecher  
**Green, Draymond;** 2009-10QuaC-11CoC-  
 12CoC; F; 6-6; #23; Saginaw/Saginaw  
**Green, Harry A.;** '43; Mgr.; Detroit/\$  
**Green, Johnny M.;** '57-58-59C; C; 6-5;  
 #24 (ret.); Dayton, Ohio/Dunbar  
**Green, Justin;** 2018-19-20; Mgr.; Belleville  
**Griffin, Joseph P.;** 2007-08; Mgr.; Romeo  
**Grove, Donald B.;** '28-29-30; F; \$; no #; S/\$  
**Grove, Roger, R.;** '29-30-31CoC; G/F; \$;  
 no #; Sturgis/\$  
**Guess, Lorenzo;** '98; G; 6-3; #5; Wayne/  
 Memorial  
**Gutkowski, Ronald J.;** '70-71-72CoC; F;  
 6-6; #24; Detroit/Catholic Central

**H**

**Hackett, Paul;** '25-26C; F; \$; no #;  
 Saginaw/\$  
**Haffencamp, Joseph P.;** '02-03-04; F; \$;  
 no #; Grand Rapids/\$  
**Haga, Arthur J.;** '29-30-31CoC; G; \$; no #;  
 Muskegon/\$

**Hairston, Lindsay;** '73-74-75C; C; 6-7; #45;  
 Detroit/Kettering  
**Haley, Ron;** '91-92; F; 6-6; #45; Saginaw/  
 Nouvel  
**Hall, C.C.;** '26; Mgr.; S/\$  
**Hall, Jesse;** '88-89-90; G; 6-3; #23; Venice, Ill./  
 Same  
**Hall, Malik;** 2020-21; F; 6-7; #25;  
 Aurora, Ill./Sunrise Christian Academy  
**Hall, Richard D.;** '61; F/C; 6-4; #32;  
 Manitowac, Wis./Lincoln  
**Hamer, Eli;** '20-21; Mgr.;  
 West Bloomfield  
**Hamilton, Geoffrey;** '61-62-63; Mgr.;  
 Three Rivers



## ALL-TIME LETTERWINNERS

**Hammes, John H.:** '18-20; G; \$; no #; Newberry/\$

**Hamo, Anthony G.:** 2005-06; G; 6-2; #22; Flint/Powers Catholic

**Hannish, Claude C.:** '06-07-08-09-10C-11; G; \$; no #; Grand Rapids/\$

**Hannon, Jacob:** 2007; F; 6-5; #43; Cody, Wyo./Cody

**Harris, Eron:** 2016-17CoC; G; 6-3; #14; Indianapolis, Ind./Lawrence North

**Harris, Gary:** 2013-14; G; 6-4; #14; Fishers, Ind./Hamilton Southeastern

**Harris, James:** '55; F; 6-3; #25; Fort Wayne, Ind./Harlan

**Hart, David:** '93-94-95-96; G; 6-4; #4; Battle Creek/Central

**Hartman L. Deneal:** '52-53-54; F; 6-4; #13/19; Fort Wayne, Ind./South

**Harvey, Andrew J.:** 2005; F; 6-5; #43; Escanaba/Same

**Hashu, Nickolas:** '42-43-45C; G; 6-0; #9; Hammond, Ind./Same

**Haun, Harold E.:** '30; C; \$; no #; \$/\$

**Hauser, Joey:** 2021; F; 6-9; #20; Stevens Point, Wis./Stevens Point

**Headen, John W.:** '68; Mgr; Detroit/\$

**Heasley, Lloyd E.:** '20-21-22C; F; \$; no #; Zealand/\$

**Hedden, Larry D.:** '56-57-58; F; 6-5; #33; Gas City, Ind./Mississinewa

**Hendon, Nicholas W.:** 2006-07-08-09; Mgr.; Newaygo

**Henk, Andrew:** 2013-14; Mgr.; Utica

**Henry, Aaron:** 2019-20-21TriC; F; 6-6; #11/0; Indianapolis, Ind./Ben Davis

**Henry, Charles A.:** '38-39; G; \$; #16; Huntington, Ind./\$

**Herrick, Robert C.:** '33-34-35C; F/G; \$; #4; \$/\$

**Hertz, Tom:** 2008-09-10; C; 7-0; #40; Flint/Powers

**Hess, Leon:** '48; G; 6-3; #16; Auburn, Ind./Same

**Hetzl, Stephen P.:** 2004-05; Mgr.; Allen Park

**Hickman, Parish:** '89-90-91; F; 6-7; #42; Detroit/Bishop Borgess

**Higbie, Charles C.:** '18-20-21; C/F; \$; no #; Napoleon/\$

**Hill, Christopher:** 2002-03-04-05QuaC; G; 6-3; #5; Indianapolis, Ind./Lawrence North

**Hindman, O. Max:** '39-40-41; C/F; \$; #8; Gary, Ind./\$

**Hinkin, Paul E.:** '54; F; 6-4; #13; Saginaw/Arthur Hill

**Hoff, Guy F.:** '11; F; \$; no #; Buffalo, N.Y./\$

**Hoffman, Lee S.:** '50; Mgr.; East Lansing/\$

**Holkamp, Matt:** '91; C; 6-10; #44; Ionia/Same

**Hogberg, Jake E.:** 2006; Mgr.; Iron Mountain

**Hoggard, A.J.:** 2021; G; 6-3; #11; Coatesville, Pa./Huntington Prep (W.Va.)

**Holberg, Jack:** 2018-19-20-21; G; 6-0; 175; #10; Burr Ridge, Ill./Hinsdale Central

**Holcomb, Monte S.:** '31; F; \$; no #; \$/\$

**Hollis, Mark:** '82-83-84-85; Mgr.; Port Huron/\$

**Holmberg, Nicholas:** 2005-06-07-08; Mgr.; Grand Ledge

**Holmes, Jalen:** 2015-16-17; Mgr.; St. Joseph

**Holmes, Richard:** '64-65-66; F; 6-4; #33; Willard, Ohio/Same

**Holms, D. John:** '67-68-69; F; 6-4; #24; Lansing/Sexton

**Hood, Charles:** '15-16; F; \$; no #; Buffalo, N.Y./\$

**Hood, Oliver Z.:** '26-27; F; \$; no #; Ionia/\$

**Huck, Christopher D.:** '72-73; Mgr.; Monroe/\$

**Huffman, Jaimie:** '79; G; 6-3; #24; Lansing/Everett

**Hultman, Vivian:** '23; G; \$; no #; Grand Rapids/\$

**Hurley, T.J.:** 2010-11-12-13; Mgr.; Redford

**Hutson, Andre:** '98-99-00-01; F; 6-8; #34; Trotwood, Ohio/Trotwood-Madison

**Hutt, Martin C.:** '38-39-40C; F/C; \$; #10; Schenectady, N.Y./\$

**Ianni, Anthony:** 2012; C; 6-9; #44; East Lansing, Mich./Okemos

**Ibok, Idongesit W.:** 2006-07-08-09; C; 6-11; #00; Lagos, Nigeria/Montverde Acad. (Fla.)

**Immink, Greg:** 2013; Mgr.; Hudsonville

**Ishbia, Mat:** 2000-01-02; G; 5-10; #15; Birmingham/Seaholm

**Izzo, Mario F.:** '86-87-88; C; 6-11; #55; Park Ridge, N.J./St. Joseph Regional

**Izzo, Paul:** 2005-06-07-08; Mgr.; Iron Mountain

**Izzo, Steven:** 2020-21; G; 5-8; #13; East Lansing, Mich./Lansing Catholic

**Jones, Dudley P.:** '41-42-46; G/F; 6-1; #5; Hammond, Ind./Whiting

**Jordan, Richard D.:** '67; G; 5-7; #14; Fennville/Same

**Joseph, Maurice M.:** 2006-07; G; 6-4; #23; Montreal, Quebec/Champlain-St. Lambert

**Joyce, Donn:** '49; G; 6-0; #19; Greenfield, Ind./Same

**Kacmarcik, Drew:** 2015-16-17-18; Mgr.; Mequon, Wis.

**Kaminski, Kenny:** 2014; F; 6-8; #30; Medina, Ohio/Medina

**Kathrein, John A.:** '52; Mgr.; Chicago, Ill./\$

**Kaye, Richard P.:** '79-80-81; F; 6-6; #42; Livonia/Detroit Catholic Central

**Kearney, Brandon:** 2012; G; 6-3; #3; Detroit, Mich./Southeastern

**Keast, Roger:** '32; F/G; \$; no #; \$/\$

**Kebler, Michael H.:** 2008-09-10-11; G; 6-3; #20; Okemos/Same

**Keeler, David J.:** '67; F; 6-6; #44; Moline, Ill./\$

**Keir, Gerald J.:** '64; Mgr.; Snyder, N.Y./\$

**Keller, Brennan:** 2007-08; Mgr.; Glenview, Ill.

**Kelley, Thomas:** '95-96-97-99QuaC; G; 6-2; #3; Grand Rapids/Union

**Kelser, Gregory:** '76-77-78CoC-79CoC; F; 6-7; #32 (ret.); Detroit/Henry Ford

**Kemler, John:** '66; Mgr.; Rochester/\$

**Kemp, Edward K.:** '35; Mgr.; \$/\$

**Kern, Sidney A.:** '45; Mgr; Detroit/\$

**Kidman, James:** '24; G; \$; no #; Clyde, Ohio /\$



Greg Kelser was the leading scorer and rebounder on MSU's 1979 NCAA Championship team.



# ALL-TIME LETTERWINNERS

**Kilbride, Duane R.;** '61; F/G; 6-2; #21; Kankakee, Ill./St. Patrick Central  
**Kilgore, William;** '71-72-73C; C; 6-7; #22; River Rouge/Same  
**Kircher, Alton;** '32-33C; \$; no #; Gladstone/\$  
**Kirkpatrick, Steven;** '70; G; 6-2; #32; Lafayette, Ind./Jefferson  
**Kithier, Thomas;** 2019-20-21; F; 6-8; #15; Clarkston, Mich./Clarkson  
**Kitto, Clyde A.;** '24; C; \$; no #; Gladstone/\$  
**Klein, Jason;** '96-97-98-99QuaC; G; 6-7; #11/44; Grosse Ile/Same  
**Kohut, Andrew H.;** 2004-05; Mgr.; Griffith, Ind.  
**Kowalk, Clayton J.;** '43; G/F; 5-11; #25; Eaton Rapids/Same  
**Kraft, Howard;** '36-37-38C; F/G; \$; #18; Niles/\$  
**Krakora, Joseph G.;** '45; G; 6-1; #12; Berwyn, Ill./Morton  
**Krall, William R.;** '45-46; C; 6-8; #22; Detroit/Redford  
**Krehl, Edward C.;** '05-06C-07C-08; \$; \$; no #; Buffalo, N.Y./\$  
**Kruse, Alexander;** 2010-11-12-13; Mgr.; Grand Blanc, Mich.  
**Kruse, Christopher;** 2010-11-12-13; Mgr.; Grand Blanc, Mich.  
**Kucab, Jeff;** '96-97-98-99; Mgr.; Grosse Ile  
**Kupper, James N.;** '64-65-66; G; 6-0; #23; Louisville, Ky./St. Xavier  
**Kurtz, Lawrence;** '18-19C-20; G; \$; no #; Flint/\$

# L

**Lafayette, Lee;** '67-68-69C; F/C; 6-6; #35; Grand Rapids/South  
**Lalley, Patrick;** '98-99-00-01; Mgr.; Holland  
**Lamers, John (Jack);** '61-62-63C; G/F; 6-2; #15; Kimberly, Wis./Same  
**Langford, Joshua;** 2017-18-19 TriC-21TriC; G; 6-5; #1; Huntsville, Ala./Madison Academy  
**Laporte, Geoff;** 2010-11-12-13; Mgr.; Beverly Hills, Mich.  
**Larson, Edward L.;** '34; Mgr.; Montague/\$  
**Levin, Harvey A.;** '65; Mgr.; Kankakee, Ill./\$  
**Lewis, Tyrone;** '72; F/G; #34; Ferndale/Same  
**Lick, Thomas W.;** '67-68-69; C; 6-10; #34; Gaylord/Same  
**Lieberman, Albert G.;** '49; Mgr.; Owosso/\$  
**Lieberman, James K.;** '72; Mgr.; Owosso/Same  
**Linhart, Ryan C.;** 2007-08-09; Mgr.; Brighton  
**Lloyd, Gregory L.;** '79; 6-1; G; #10; Lansing/Eastern



Mike Longaker lettered from 1978-80 and was part of the 1979 National Champion-ship team.

**Longaker, Michael;** '78-79-80; G; 6-1; #23; Warren/Same  
**Lorbeck, Erazem;** 2003; F; 6-10; #41; Ljubljana, Slovenia  
**Loyer, Foster;** 2019-20-21TriC; G; 6-0; #3; Clarkston, Mich./Clarkston  
**Lucas, Kalin;** 2008-09CoC-10QuaC-11CoC; G; 6-0; #1; Sterling Heights/Orchard Lake St. Mary's  
**Lucious, Korie;** 2009-10-11; G; 5-11; #34; Milwaukee, Wis./Pius XI  
**Lumsden, David H.;** '47; C; 6-5 #5; Lexington, N.C./Same  
**Lux, Harry;** '56-57; G; 5-10; #11; Chicago, Ill./Leo

# M

**MacDaugal, Everett R.;** '40; Mgr.; Detroit/\$  
**MacDonald, Timothy;** '85-86-87-88-89; Mgr.; Scio, N.Y.  
**MacMasters, Hugh D.;** '52; C; 6-6; #15; Hazel Park/Same  
**Mahaney, Robert C.;** '51; Mgr.; Owosso/\$  
**Maisner, Michael;** '80-81-82; Mgr.; Marshall/\$  
**Manns, Kirk;** '87-88-89-90; G; 6-1; #10; North Judson, Ind./Same  
**Marble II, Julius;** '20-21; F; 6-9; #34; Dallas, Texas/Dallas Jesuit  
**Martin, John E.;** '33; Mgr.; \$/\$  
**Marx, Harry B.;** '25; G; \$; no #; Monroe/\$  
**Mason, Ellwood W.;** '25; C; \$; no #; Burton/\$  
**Mathieson, Roderick;** '12; F; \$; no #; Detroit/\$  
**Matson, Edward I.;** '21-22; G; \$; no #; Dollar Bay/\$  
**Mattera, James;** 2002; Mgr.; Frankfort, Ill.  
**Matthews, Wallace B.;** '25; Mgr.; \$/\$  
**May, Floyd E.;** '43; F; 6-0; #11; Schenectady, N.Y./Mt. Pleasant  
**May, Ian;** 2014-15-16-17-18; Mgr.; Rockford  
**Mazza, Matthew A.;** '46-47; C; 6-2; #29; Niagara Falls, N.Y./Trott  
**McAuliffe, Thomas W.;** '51; G; 6-0; #7; Chicago, Ill./Leo  
**McCardel, Dylan;** '20-21; Mgr.; Grand Rapids  
**McCall, Matt;** 2015-16-17-18; Mgr.; Grand Rapids  
**McCall, Tom;** '84-85-86-87; Mgr.; Detroit/\$  
**McCardel, Dylan;** '20-21; Mgr.; Traverse City  
**McCaslin, Garold;** '31-32-33C; C/F; \$; #16; \$/\$  
**McCloughry, Matt;** 2016-17-18; Mgr.; Clarkson  
**McClelland, Albert L.;** '15-16-17C; G; \$; no #; Holland/\$  
**McCoy, Julius;** '54-55-56; F; 6-2; #18/15; Farrell, Pa./Same  
**McGill, Thomas;** '73-74-75; F; 6-4; #41; Flint/Northern  
**McGillicuddy, Robert;** '28; G; \$; no #; Lansing/\$  
**McGlothan, Marquis L.;** 2009-10; Mgr.; Milwaukee  
**McKenna, Parnell G.;** '06-07-08-09C-10; \$; \$; no #; \$/\$  
**McMillan, Roy A.;** '23-25; F; \$; no #; \$/\$  
**McNally, Ben;** 2012-13-14; Mgr.; Almont  
**McQuaid, Matt;** 2016-17-18-19 TriC; G; 6-5; #20; Duncanville, Texas/Same  
**Means, Clarence T. (Sonny);** '50-51-52C; G; 5-11; #3; Saginaw/Same  
**Medley, Kyle;** 2004-05-07; Mgr.; Maineville, Ohio  
**Mekules, Frank A.;** '41; C; \$; #22; Detroit/\$  
**Merr, Elmer H.;** '08-09; \$; \$; no #; Detroit/\$  
**Miller, Wilson F.;** '03-04; Mgr.; Ray Center/\$  
**Miller, Anthony;** '92-93-94; F; 6-9; #34; Benton Harbor/Same  
**Miller, Carl F.;** '16; G; \$; no #; Saginaw/\$  
**Miller, Costa N.;** '61; Mgr.; \$/\$  
**Miller, Hiram H.;** '13-14; F; \$; no #; Tonawanda, N.Y./\$  
**Miller, Ken;** '98; C; 6-10; #54; St. Clair Shores/Lakeshore  
**Miller, Oscar;** '14-15C; G; \$; no #; Saginaw/\$  
**Miller, Patrick F.;** '70-71-72CoC; F/G; 6-2; #35; Menominee/Same  
**Miller, Robert E.;** '65-66; F; 6-5; #35; Fort Wayne, Ind./Elmhurst  
**Miller, W. Blake;** '13-15; F; \$; no #; Tonawanda, N.Y./\$  
**Mills, Herbert;** '07-08-09; \$; \$; no #; Adrian/\$  
**Milton, Cedric L.;** '73-74-75-76; C; 6-9; #24; Denver, Colo./Manual  
**Montgomery, Mark;** '89-90-91-92 CoC; G; 6-2; #11; Inkster/Southgate Aquinas  
**Moore, John L.;** '50; C; 6-7; #15; Ionia/Same  
**Morgan, J. Raymar;** 2007-08-09-10QuaC; F; 6-7; #2; Canton, Ohio/McKinley  
**Morris, Robert;** '39-40-41; F; \$; #12; Grand Rapids/\$  
**Morrison, Randy;** '81; G; 6-2; #23; Olivet/Same  
**Mudd, Richard D.;** '82-83-84-85CoC; C; 6-9; #24; Washington, DC/McKinley Tech



## ALL-TIME LETTERWINNERS

**Mull, Anthony**; '96-97; G; #10; 6-4; Flint/Southwestern  
**Mueller, David P.**; '86-88-89-90; C; 6-9; #34; Racine, Wis./St. Catherine's  
**Munson, Justin T.**; 2007-08-09-10; Mgr.; Elsie  
**Murray, Byron**; '17-18C; F; \$; no #; Marquette/\$  
**Muth, Charles K.**; '33; G; #3; \$/\$

## N

**Nadeau, Ryan**; 2014-15-16; Mgr; Northville  
**Nagel, Robert**; '50; G; 6-2; #16; Lansing/Eastern  
**Nairn Jr., Lourawls**; 2015-16TriC-17CoC-18CoC; G; 5-10; #11; Nassau Bahamas/Sunrise Christian Academy (Kan.)  
**Nash, Ricky**; '76; F; 6-4; #34; Saginaw/Same  
**Naymick, Drew M.**; 2004-05-07-08; C; 6-10; #34; Muskegon/North Muskegon  
**Neaves, Mitchell**; '96-97, Mgr., Virgin Islands  
**Neitzel, Drew A.**; 2005-06-07CoC-08CoC; G; 6-0; #11/12; Grand Rapids/Wyoming Park  
**Newman, Harold C.**; '24; Mgr; East Lansing/\$  
**Nichols, T.J.**; 2014-15-16-17; Mgr; Grand Blanc  
**Nicodemus, Steve**; '93-94-95-96; G; 6-4; #22; S. Whitley, Ind./Whitko  
**Nix, Derrick**; 2010-11-12-13TriC; C; 6-9; #50/25; Detroit/Pershing  
**Ngo, Donald H.**; 2002-03-04; Mgr.; Holt  
**Noack, William**; '64; C; 6-8; #35; Lansing/Eastern  
**Novak, Andrew**; 2014-15-16; Mgr; Belleville  
**Novak, Brian**; 2016-17-18-19; Mgr; Belleville  
**Nutilla, Matt**; '23-24-25C; F; \$; no #; Negaunee/\$

## O

**Ockerman, Justin P.**; 2004; F; 6-9; #54; Garden City/Same  
**O'Leary, Robert J.**; '45; F; 6-0; #10; Portsmouth, N.H./ Same  
**Olson, Duane**; '57; F/C; 6-5; #21; Detroit/Cass Tech  
**Olson, Lance E.**; '58-59-60C; F; 6-4; #30; Green Bay, Wis./West  
**Osterink, Leonard**; '37; F; #21; Grand Rapids/\$  
**Ott, Jordan**; 2007-08; Mgr.; McConnellsburg, Pa.  
**Owens, David**; 2017-18-19; Mgr.; Owosso

## P

**Pacynski, Stan L.**; '22; F; \$; no #; Bay City/\$  
**Palazzolo, Brian**; 2014-15; Mgr; Rochester  
**Palazzolo, Matt**; 2017-18-19-20; Mgr; Rochester  
**Palm, Wayne V.**; '19-20-21; F; \$; no #; East Lansing/\$  
**Papadakos, George**; '87-88TriC; C; 7-0; #41; Don Mills, Ont./St. Michael's



Mike Peplowski was a co-captain as a senior in 1993.

**Patchett, Wendall T.**; '32-33-34C; F; \$; #9; East Lansing/\$  
**Pattison, Benjamin P.**; '11; G; \$; no #; Caro/\$  
**Paulson, Donald H.**; '49; Mgr.; \$/\$  
**Pauga, Brian**; 2004-05-06-07; Mgr.; Hinsdale, Ill.  
**Pauga, Kevin**; 2001-02-03-04; Mgr.; Hinsdale, Ill.  
**Payne, Adreian**; 2011-12-13-14; F; 6-10; #5; Dayton, Ohio/Jefferson Township  
**Payton, Darwin R.**; '77-78-79; Mgr.; River Rouge/Same  
**Pedro, Gregory**; '84-85; G; 6-4; #21; Staten Island, N.Y./St. Peter's  
**Penick, Andy**; '91-95; G; 6-2; #12; Louisville, Ky./Pleasure Ridge Park  
**Peplowski, Mike**; '90-91-92-93CoC; C; 6-10; #54; Detroit/Warren De LaSalle  
**Peppard, David**; '17; C; \$; no #; East Lansing/\$  
**Peppler, Albert P.**; '43-46-47; G; 5-11; #10; Emmitsburg, Md./Shorewood (Milwaukee)  
**Perez, Evaristo**; '82; F/C; 6-8; #43; Birmingham/Orchard Lake St. Mary's  
**Perry, Derek J.**; '80-81-82-83CoC; F; 6-6; #41; River Rouge/Same  
**Petela, Stanley F.**; '48; G; 6-1; #10; Branford, Conn./Same  
**Peterson, Duane K.**; '54-55-56; C; 6-7; #34; Elkhart, Ind./Same  
**Peterson, John H.**; '42; Mgr.; Grayling/\$  
**Peterson, Melvin E.**; '40-41-42; G; \$; #9; Muskegon/\$  
**Peterson, Morris**; '97-98-99-00TriC-1; F; 6-6; #42; Flint/Northwestern  
**Peterson, Zach**; 2012-13; Mgr., Oak Park, Ill.  
**Petroski, Carl F.**; '41-42-43; C; 6-0; #5; Schenectady, N.Y./Mt. Pleasant

**Pfeffer, Gregg**; '83-84-85; Mgr.; Pontiac/\$  
**Pfeffer, Steven R.**; '80-81-82; Mgr.; Pontiac/\$  
**Phillips, Jordan**; '18-19-20-21; Mgr., Washington, D.C.  
**Phillips, Nate**; '77-78; G; 6-4; #22; Omaha, Neb./North  
**Phillips, Robert H.**; '39-40-41C; F/G; \$; #6; Gary, Ind./\$  
**Pinneo, Dee W.**; '31-32C; F; \$; no #; Grand Rapids/\$  
**Pires, Michael**; 2014-15; Mgr; Fort Lauderdale, Fla.  
**Pjesky, Daniel D.**; '43-46; G; 5-11; #3/11; Benton Harbor/Same  
**Polec, Larry**; '83-84-85-86CoC; F; 6-8; #35; Sterling Heights/Same  
**Polonowski, Steve**; '94-95-96-97CoC; F; 6-9; #35; Rockford/Same  
**Prylow, Mark**; '94-95; G; 6-3; #20; Rochester/DeLaSalle

## Q

**Qasawa, Anthony**; 2017; Mgr., Farmington Hills  
**Qualman, Erik**; '91-92-93; Mgr., '94; 6-6; F; #42; Rochester Hills/Same  
**Quiggle, Jack E.**; '56-57-58; F/G; 6-3; #21; South Bend, Ind./Central

## R

**Radelet, Kevin C.**; '81; G; 5-11; #45; East Lansing/Same  
**Ralston, Merle C.**; '24; F; \$; no #; Coldwater/\$  
**Rand, Thomas A.**; '58-59; G; 6-2; #20; Green Bay, Wis./East  
**Randolph, Zach**; 2001; C; 6-9; #50; Marion, Ind./Marion  
**Rapchak, William M.**; '45-48-49-50; F; 6-1; #6/14; Whiting, Ind./Same  
**Raymond, James A.**; '55; G; 5-11; #14; Lansing/Same  
**Reading, Shannon**; '66-67; G; 6-0; #31/22; Bowling Green, Mo./Same  
**Reading, Willard L.**; '48; Mgr; Rochester/\$  
**Reck, Dan J.**; '34-35-36C; F/G; #4; Lansing/\$  
**Redfield, Ken**; '87-88-89-90; F; 6-7; #20; Chicago, Ill./Weber  
**Reese, Kevin**; '88-89-90-91; Mgr.; Sterling Heights/\$  
**Respert, Mike**; '95-96; G; 5-11; #15; Detroit/Bishop Borgess  
**Respert, Shawn**; '92-93-94CoC 95CoC; G; 6-3; #24 (ret.); Detroit/Bishop Borgess  
**Reynolds, Bruce W.**; '54; Mgr.; Lake City/\$  
**Rhodes, Eugene N.**; '53; G; 5-11; #10; Monroeville, Ind./Same

## ALL-TIME LETTERWINNERS

**Richards, Roland**; '24-25; G; \$; no #;  
Lansing/\$

**Richardson, Jason**; 2000-01; G/F;  
#23; Saginaw/Arthur Hill

**Ricker, Fred G.**; '15-16; F; \$; no #;  
Saginaw/\$

**Ridley, Michael E.**; '72; F; 6-4; #44;  
Walled Lake/Central

**Riewald, Daniel B.**; '76-77-78; G; 6-5;  
#41; Bloomfield Hills/Lahser

**Riley, Owen**; '19-20-21; Mgr.; Portland,  
Ore.

**Rigby, Cyril P.**; '16; G; \$; no #;  
Lisbon, Ohio/\$

**Riorden, Edward D.**; '33; G; \$; #6; \$/\$  
Rison, Andre; '88; G; 6-1; #22; Flint/  
Northwestern

**Ritz, Alfred H.**; '36; G; \$; #17; \$/\$  
**Rivers, Lovelle**; '74-75-76; F/C; 6-5; #22;  
Detroit/Mackenzie

**Robbins, Robert D.**; '47-48-49-50C; G;  
6-3; #9; Belflower, Calif./Same

**Roberts, Robin B.**; '45-46-47C; F; 6-0;  
#17; Springfield, Ill./Lanphier

**Robinson, R. G.**; '20; G; no #; Manistee/\$  
**Robinson, Hugh**; '23-25; C; \$; no #;  
Detroit/\$

**Robinson, Michael A.**; '72-73-74C; G;  
5-11; #31; Detroit/Northeastern

**Roe, Delvon**; 2009-10-11; F; 6-8; #10;  
Euclid, Ohio/St. Edward

**Rogers, Spencer W.**; '35; F; \$; #4; \$/\$  
**Roten, Edward C.**; '35-36-37; F; \$; #6;  
Buchanan/Same

**Rood, Joseph**; 2003-04-05-06; Mgr.;  
Winfield, Ill.

**Rowley, Delco R.**; 2004-05-06QuaC; F;  
6-8; #50; Indianapolis, Ind./Arlington

**Rouse, Milo M.**; '34-35C; G; \$; #7;  
Boyne City/\$



Mike Robinson, an All-American as a senior in 1974, ranks among the all-time leading scorers at MSU.

**Roy, Greg**; 2017; G; 6-3; #40;

Fort Worth, Texas/North Crowley

**Russo, Leroy G.**; '28-29; G; \$; no #; \$/\$

**Rymal, Steven A.**; '66-67-68; G; 6-1;

#15; Adrian/Same

**S**

**Sabo, Ronald J.**; '61; F/C; 6-6; #23;  
Youngstown, Ohio/Chaney

**Saccoccia, Anthony**; 2009-10; Mgr.,  
Steubenville, Ohio

**Sackrider, Thomas**; '55-56; Mgr.; East  
Lansing/\$

**Saltzman, Rael J.**; '74; Mgr.; Franklin/\$  
**Sanders, Lonnie**; '62; F; 6-2; #35; Detroit/  
Pershing

**Sanders, Marcus L.**; '63-64-65C; F/G; #31;  
Detroit/Pershing

**Sarkine, James**; '86-87-88-89; C; 6-9; #30;  
Indianapolis, Ind./Ben Davis

**Saunders, Blake**; 2012-13; Mgr.,  
Hinsdale, Ill.

**Schaffer, John E.**; '03-04-05; F; \$; no #;  
New York, N.Y./\$

**Schau, Henry**; '28; G; \$; no #;  
Schererville, Ind./\$

**Schemmel, Jacob**; 2014-15; Mgr.; Rockford  
**Schilling, Gavin**; 2014-15-16-18; F; 6-9;

#34; Chicago, Ill./Findlay Prep  
(Henderson, Nev.)

**Schlatter, G. James**; '52-53-54; G; 5-11;  
#11; Fort Wayne, Ind./North

**Scholtz, Harold C.**; '35-36-37; F; \$; #19; \$/\$  
**Schrage, William**; 2009-10-11; Mgr.,  
Grosse Pointe West

**Schuitema, Reed R.**; 2006-07-08-09; Mgr.;  
Muskegon

**Schwarm, Arthur V.**; '60-61-62C; G; 6-1;  
#24; Evanston, Ill./Same

**Schwarz, William R.**; '62-63-64; G; 6-3;  
#14; Columbia City, Ind./Same

**Scott, David A.**; '57-60; G; 6-2; #12/13;  
Detroit/Cooley

**Scott, Edward**; '29-30-31CoC; G; \$; no #; \$/\$  
**Seifert, Drew**; '19-20-21; Mgr.,  
Rochester Hills

**Sekal, Scott**; '86-87-88-89; F; 6-8; #44;  
Houston, Texas/Alief Hastings

**Setas, Benjamin**; 2009-10-11; Mgr.,  
East Lansing

**Shackleton, R. Joseph**; '73-74; F; 6-2; #34;  
Okemos/Same

**Sheathelm, Russell W.**; '30; F; \$;  
no #; \$/\$


**Sheffield, Arthur**; '16-17; G/F; \$; no #;  
Harrison/\$

**Sheldon, Sean**; 2018; Mgr.; Traverse City  
**Shereda, James E.**; '71-73; C; 6-8; #43;  
Freesoil/Same

**Sherman, Garrick**; 2010-11; C; 6-10;  
#41; Kenton, Ohio/Kenton

**Shick, John C.**; '65; G; 6-1; #10;  
Okemos/Same

**Shidler, Frank J.**; '38-39; C/F; \$; #21;  
\$/\$



Ralph Simpson averaged 29.0 points per game, the second-best single season average, in 1969-70.

**Simmons, Matt**; '96-97-98; Mgr.;  
Grand Rapids

**Simpson, Ralph**; '70; G; 6-5; #15; Detroit/  
Pershing

**Sissoko, Mady**; '21; C; 6-9; #22;  
Bafoulabe, Mali, West Africa/  
Wasatch Academy (Utah)

**Skiles, Scott**; '83-84-85-86CoC; G; 6-1;  
#25/4 (ret.); Plymouth, Ind./Same

**Smith, Allen**; '72-73; F; 6-5; #44/41;  
Chicago, Ill./Lindblom

**Smith, Antonio**; '96-97CoC-98CoC-99  
QuaC; F; 6-8; #13; Flint/Northern

**Smith, Brandon**; '99-00-01; G; 5-10;  
#10; Rochester, N.Y./

Pittsford Sutherland  
**Smith, Daniel R.**; '50; F; 6-0; #12;  
Gary, Ind./Horace Mann

**Smith, Davis**; '21; G; 6-1; #13;  
Atlanta, Ga./Westminster

**Smith, Joseph F.**; '35-36; G; \$; #12; \$/\$  
**Smith, Kevin R.**; '80-81-82 CoC; G; 6-2;

#5; Birmingham/Brother Rice  
**Smith, Louis J.**; '26-27; F; \$; no #;  
Muskegon/\$

**Smith, Robby O.**; 2008-09-10; Mgr.;  
Saginaw

**Smith, Steve**; '88-89-90CoC-91CoC; G;  
6-7; #21 (ret.); Detroit/Pershing

**Snider, Irving J.**; '18-19; F; \$; no #;  
Elkton/\$

**Snodgrass, James A.**; '49-50-51C; G;  
6-1; #11; Piercetown, Ind./Same

**Snow, Eric**; '92-93-94-95CoC; G; 6-3;  
#13; Canton, Ohio/McKinley

**Sparvero, Robert P.**; '62; F; 6-2; #20;  
Pittsburgh, Pa./Baldwin

**Spaulding, Don D.**; '69; Mgr.;  
Benton Harbor/\$

**Spencer, Norman M.**; '10-12-13; G; \$;





## ALL-TIME LETTERWINNERS

no #; Saginaw/\$  
**Spiller, Eric**; '86-88-89-90; Mgr.; Southfield/Same  
**Squires, Justin**; 2001-02-03-04; Mgr.; Scottville  
**Stackhouse, Keith L.**; '52-53-54C; G; 6-1; #14; Plymouth, Ind./Bourbon  
**Stauffer, Gordon C.**; '50-51-52; G; 6-0; #18; Fort Wayne, Ind./South  
**Steffee, Donald K.**; '45-46; \$; #; \$/\$  
**Steffen, Raymond B.**; '49-50-51; C; 6-4; #14; Flint/Central  
**Steigenga, Matt**; '89-90-91-92 CoC; F; 6-7; #35; Grand Rapids/South Christian  
**Stelmazek, Mike**; '89-90-91-92; Mgr.; Canton  
**Stepler, Harrison**; '68-69; G; 6-3; #31; St. Louis, Mo./McKinley  
**Stephens, Dwayne**; '90-91-92-93CoC; F; 6-7; #35; Ferndale/Same  
**Stephens, Keith**; 2001-02-03-04-05-06; Mgr.; Detroit  
**Stevens, Robert L.**; '48-49; F; 5-11; #8; Sidney, Ind./Same  
**Stoll, Paul**; '76; F/G; 6-2; #21; Bath/Same  
**Stone, Fred A., Jr.**; '42-43-47; C; 6-6; #4; Chicago, Ill./Hirsch  
**Stouffer, James P.**; '58-59; G; 6-0; #14; Piercetown, Ind./Same  
**Strong, Lawrence F.**; '58; Mgr.; Houston, Tex.  
**Stupak, Ken**; 2000; Mgr.; Menominee  
**Summers, Durrell L.**; 2008-09-10-11; G; 6-4; #15; Detroit/Redford Covenant  
**Sutherland, Donald M.**; '53; Mgr.; Plymouth  
**Suton, Goran**; 2006-07-08-09; C; 6-10; #14; Lansing/Everett  
**Swanson, Hugo**; '22; G; \$; no #;



Matt Steigenga lettered from 1988-92 and was a co-captain in 1992.

Ishpeming/\$  
**Sweda, Jon-Paul**; '94-95-96-97; Mgr.; Detroit  
**Sweeny, Joe**; 2012; G; 6-0; #34; Toms River, N.J./Toms River North

## T

**Taylor, Marcus**; 2001-02TriC; G; 6-3; #1; Lansing/Waverly  
**Taylor, Neal C.**; '37; Mgr.; Albion/\$  
**Thedos, Dean J.**; '77-78; Mgr.; Chicago, Ill./\$  
**Thierry, Aaron**; '97-98; Mgr.; Lake Orion  
**Thomann, Frederick J.**; '62-63-64; C; 6-9; #34; Taylor/Taylor Center  
**Thomas, David**; '97-98-00-01; G; 6-7; #11; Brampton, Ont./Notre Dame  
**Thomas, Jalin**; 2014-15-16-17; Mgr.; Grand Ledge  
**Thornton, Austin**; 2009-10-11-12CoC; G; 6-5; #13; Sand Lake/Cedar Springs  
**Thornton, Michael**; 2005; Mgr.; Shelby  
**Tibaldi, Bryan J.**; 2007-08Mgr.-09Mgr.; G; 6-1; #10; Traverse City/West  
**Tillman, Xavier**; 2018-19-20CoC; F; 6-8; #23; Grand Rapids, Mich./GR Christian  
**Torbert, Kelvin D.**; 2002-03-04TriC-05 QuaC/G; 6-4; #23; Flint/Northwestern  
**Totten, Edward C.**; '28-29; C; \$; no #; Detroit/\$  
**Tower, Benjamin G.**; '81-82-83-84CoC; F; 6-8; #20; Saranac/Same  
**Tower, Ray R.**; '02-03; \$; \$; no #; Belding/\$  
**Towner, John H.**; '48; Mgr.; Lansing/\$  
**Trannon, Matthew H.**; 2004-05-06; F; 6-6; Flint/Northern  
**Trice, Travis**; 2012-13-14-15TriC; G; 6-0; #20; Huber Heights, Ohio/Wayne  
**Troft, Jeffrey L.**; '75; C; 6-7; #42; Holt/Same  
**Tuttle, H. Foley**; '03-04-05; G; \$; no #; Detroit/\$

## U

**Ulmer, John D.**; '59-60; Mgr.; Bluffton, Ind./\$

## V

**Valentine, Carlton**; '85-86-87-88TriC; F; 6-5; #45; Washington, D.C./DeMatha  
**Valentine, Denzel**; 2013-14-15TriC-16TriC; G; 6-5; #45; Lansing/Sexton  
**Valentine, Drew**; 2014-15; Mgr.; Lansing  
**Van Dyk, Matt**; 2016-17; F; 6-5; #30; Imlay City/Imlay City  
**Vandenbussche, Kevin M.**; '76-77; G; 6-4; #15/23; Sterling Heights/Stevenson  
**Vanderjagt, Mark L.**; '65; F/C; 6-6; #23; Cedar Grove, Wis./Same  
**VanderLende, Jeff J.**; '71; F/C; 6-7; #32; Grand Rapids/East Christian  
**VanderRoest, Nicholas**; '32-33-34; C/F; #8; \$/\$  
**Vanek, Greg**; '85; F; 6-6; #20; Okemos/Same  
**VanFassen, Arnold B.**; '33-34-35C; C/F; #22; \$/\$  
**VanHammen, Steven J.**; '80-81; Mgr.; Grand Rapids/\$  
**VanPelt, Brad**; '71-72; F; 6-5; #10; Owosso/Same  
**VanRhee, Cory**; '96-97-98-99; Mgr.; Holland  
**VanZylen, James**; '28-39-30C; F; #; no #; \$/\$  
**Vatz, Abe M.**; '12-13-14; F; \$; no #; Pittsburgh, Pa./\$  
**Vaydik, Frank J.**; '35; C; \$; #17; \$/\$  
**Vevea, Paul G.**; '16-17; F; #; no #; Muskegon/\$  
**Vincent, Daniel**; 2003-04-05-06; Mgr.; Jamestown, N.Y.  
**Vincent, James S. (Sam)**; '82-83-84-85CoC; G; 6-2; #11; Lansing/Eastern  
**Vincent, Jay F.**; '78-79-80-81CoC; F/C; 6-8; #31 (ret.); Lansing/Eastern  
**Vissing, Paul R.**; '47; Mgr.; Jackson/\*  
**Vondette, Roy W.**; '06-07-08C; \$; \$; no #; Saginaw/\$  
**Vondette, William L.**; '32-33; G; \$; #14; \$/\$




Marcus Taylor was a tri-captain in 2001-02.



## ALL-TIME LETTERWINNERS

## W

**Waldron, Donald**; '46-47-48; G; 5-11; #6/15; Milwaukee, Wis./Shorewood  
**Walker, Horace**; '59-60C; F/C; 6-3; #15; Chester, Pa./Same  
**Walker, Ralph**; '83-84-85-86; F; 6-8; #15; Southfield/Same  
**Walton, Travis**; 2006-07CoC-08CoC-09CoC; G; 6-2; #5; Lima, Ohio/Lima Senior  
**Ward, Lloyd**; '68-69-70CoC; G; 5-11; #11; Romulus/Same  
**Ward, Nick**; 2017-18-19; F; 6-8; #44; Gahanna, Ohio/Lincoln  
**Warren, John**; '67; Mgr.; Ypsilanti/\$  
**Washington, Brock**; '18-19-20; G; 6-0; #14; Southfield, Mich./Southfield Christian  
**Washington, Stanley**; '64-65-66; G/F; 6-3; #24; Detroit/Northwestern  
**Watters, Casey**; 2016-17-18; Mgr.; Rockford  
**Watts, Mark "Rocket"**; '20-22; G; 6-2; #2; Detroit, Mich./SPIRE  
**Watts, Robert H.**; '52; Mgr.; Detroit/\$  
**Weathers, Ray**; '95-96-97; G; 6-3; #5; Jackson/Jackson  
**Webb, Tanya W.**; '76-77; C; 6-7; #42; Augusta, Ark./Same  
**Webber, Jason**; '97; G; 6-5; #14; Farmington/Country Day  
**Weber, Joseph A., Jr.**; '71-72; Mgr.; Creve Coeur, Mo./St. Louis Univ. HS  
**Wedgworth, George H.**; '50; Mgr.; \$/\$  
**Weshinsky, Kris**; '91-92-93-94CoC; G; 6-3; #3; Okemos/Loudon Valley (Va.)  
**Wesley, Charles**; 2012-13; Mgr.; Hudsonville  
**Wesling, Richard M.**; '52-53; G; 5-11; #9; Milwaukee, Wis./Messmer  
**Wessells, Phillip H.**; '05; \$; \$; no #; Flint/\$  
**Westerman, Leslie**; '06-07; \$; \$; no #; Adrian/\$  
**Westrick, Brian P.**; 2002-03; F; 6-5; #52; Grand Ledge/Same  
**Wetzel, Keenan**; 2012-13-14-15; G; 6-4; #15; Monroe, Mich./St. Mary Catholic Central  
**Weyland, Robert**; '43; Mgr.; Wauwatosa, Wis./\$  
**White, Benny A.**; '73-74-75-76; G; 5-9; #23; Detroit/Northern  
**White, Curtis**; '35-36; F; \$; #19; East Lansing/\$  
**White, Jillian**; '19-20-21; Mgr.; Detroit/\$  
**White, Oliver G.**; '43-46C-47; G/F; 6-0; #8; Cleveland, Ohio/Shaw  
**Wilcox, Frederick**; '22; F; \$; no #; Rockford, Ill./\$  
**Wiley, DuJuan**; '97-98; C; 6-9, #55; Detroit/Osborn



Kevin Willis was a co-captain in 1984 and led MSU in rebounding in 1982-83 and 1983-84.

**Wiley, Milton**; '76; G; 5-11; #12; Belleville, Ill./Same  
**Wilkinson, Dorian C.**; '36-37; C; \$; #20; \$/\$  
**Wilkinson, Harry**; '43; Mgr.; Milwaukee, Wis./\$  
**Williams, Edward L. (Ted)**; '61-62-63; C; 6-7; #33; Stroudsburg, Pa./Same  
**Williams, Leonard**; '78; G; 6-0; #24; Chicago, Ill./Harrison  
**Willis, Kevin A.**; '82-83-84CoC; 7-0; #42; Detroit/Pershing  
**Wilson, Adam**; 2000; Mgr.; Plymouth  
**Wilson, Edgar P.**; '74-75-76-77; F/G; 6-5; #33; Dowagiac/Union  
**Wilson, Patrick J.**; '55-56-57; G; 6-0; #35; Lapeer/Same  
**Winston, Cassius**; 2017-18-19TriC-20CoC; G; 6-0; #5; Detroit/University of Detroit Jesuit  
**Wishart, George**; 2001-02-03-04; Mgr.; Belleville  
**Wolfe, Adam**; 2001-02-03; F; 6-9; #3; Westerville, Ohio/South  
**Wolfe, Todd**; '87-88-89-90; G/F; 6-5; #24; Arlington Heights, Ill./Mt. Prospect  
**Wollenman, Colby**; 2012-14-15-16; F; 6-6; #40/41; Big Horn, Wyo./Big Horn  
**Wood, Brandon**; 2012; G; 6-2; #30; Kokomo, Ind./Kokomo  
**Wood, William W.**; '16; \$; \$; no #; Lawton/Same  
**Worthington, Bobby**; '87-88; F; 6-7; #43; Zion, Ill./Zion-Benton  
**Wright, Ed**; '87-88 TriC; G/F; 6-6; #35; Lorain, Ohio/Same  
**Wulf, Jack**; '47-48-49C; C; 6-8; #15; Chicago, Ill./Senn

## Y

**Young, John**; '60; F; 6-1; #32; South Haven/Covert

## Z

**Zimmerman, Matt**; '93-94-95-96; Mgr.; Grand Rapids  
**Zulauf, Jon**; '90-91-92-93; F; 6-6; #25; Port Huron/Same





# POSTSEASON HISTORY



## BIG TEN TOURNAMENT HISTORY



**BIG**  
MEN'S BASKETBALL  
TOURNAMENT  
NEW YORK CITY 2018

The 1997-98 season saw the first Big Ten Men's Basketball Tournament. Since then, the tournament has become an exciting part of the conference season. Although Michigan State lost its first tournament game, it did capture back-to-back Big Ten Tournament Championships in 1999 and 2000 en route to a pair of Final Four appearances and a National Championship. The Spartans have won four of the last eight tournaments, capturing the title in 2012, 2014,

2016 and 2019, and are the only program to hold six tournament titles.

The tournament provides tremendous exposure for the conference as every game is televised on national television. In addition, the Big Ten Tournament ranks among the nation's best in attendance. In 20 years, nearly two million fans have been part of the tournament.

The 2021-22 Big Ten Men's Basketball Tournament, the 25th in conference history, returns to Indianapolis for the second-straight year. Last year's was held at Lucas Oil Stadium due to the COVID-19 pandemic. This year's tournament returns Bankers Life Fieldhouse for the 11th time. Bankers Life has hosted in 2002, 2004, 2006 from 2008-12 and in 2014 and 2016. The first four tournaments were held at United Center in Chicago, as were the 2003, 2005, 2007, 2013, 2015 and 2019 tournaments. The 2017 Tournament was held in the Verizon Center in Washington, D.C. and the 2018 event at Madison Square Garden in New York City. Chicago will host again in 2021, with the tournament returning to Indianapolis in 2022.



Cassius Winston (Most Outstanding Player) and Kenny Goins helped MSU to the program's sixth Big Ten Tournament title in 2019.



Michigan State celebrated its first Big Ten Tournament championship in 1999.



Mateen Cleaves and Morris Peterson led MSU to the 2000 Big Ten Tournament title.



The Spartans returned to the championship platform in 2012.



Branden Dawson and Gary Harris celebrate the 2014 tournament championship.



## BIG TEN TOURNAMENT HISTORY

## BIG TEN TOURNAMENT RECORD: 32-17

CHAMPIONSHIPS: 6 (1999, 2000, 2012, 2014, 2016, 2019)

## 1998 CHICAGO - NO. 1 SEED (0-1)

3/6/98	Quarterfinals	Minnesota (8)	L	76-73
--------	---------------	---------------	---	-------

## 1999 CHICAGO - NO. 1 SEED (3-0) -

## BIG TEN CHAMPIONS

3/5/99	Quarterfinals	Northwestern (8)	W	61-59
3/6/99	Semifinals	Wisconsin (4)	W	56-41
3/7/99	Finals	Illinois (11)	W	67-50

## 2000 CHICAGO - NO. 2 SEED (3-0) -

## BIG TEN CHAMPIONS

3/10/00	Quarterfinals	Iowa (7)	W	75-65
3/11/00	Semifinals	Wisconsin (6)	W	55-46
3/12/00	Finals	Illinois (4)	W	76-61

## 2001 CHICAGO - NO. 2 SEED (0-1)

3/19/01	Quarterfinals	Penn State (7)	L	65-63
---------	---------------	----------------	---	-------

## 2002 INDIANAPOLIS - NO. 5 SEED (0-1)

3/8/02	Quarterfinals	Indiana (4)	L	67-56
--------	---------------	-------------	---	-------

## 2003 CHICAGO - NO. 5 SEED (1-1)

3/14/03	Quarterfinals	Purdue (4)	W	54-42
3/15/03	Semifinals	Ohio State (8)	L	55-54

## 2004 INDIANAPOLIS - NO. 3 SEED (1-1)

3/12/04	Quarterfinals	Northwestern (6)	W	68-55
3/13/04	Semifinals	Wisconsin (2)	L	68-66

## 2005 CHICAGO - NO. 2 SEED (0-1)

3/11/05	Quarterfinals	Iowa (7)	L	71-69
---------	---------------	----------	---	-------

## 2006 INDIANAPOLIS - NO. 6 SEED (2-1)

3/9/06	First Round	Purdue (11)	W	70-58
3/10/06	Quarterfinals	Illinois (3)	W	61-56
3/9/06	Semifinals	Iowa (2)	L	53-48

## 2007 CHICAGO - NO. 7 SEED (1-1)

3/8/07	First Round	Northwestern (10)	W	62-57
3/9/07	Quarterfinals	Wisconsin (2)	L	70-57

## 2008 INDIANAPOLIS - NO. 4 SEED (1-1)

3/14/08	Quarterfinals	Ohio State (5)	W	67-60
3/15/08	Semifinals	Wisconsin (1)	L	65-63

## 2009 INDIANAPOLIS - NO. 1 SEED (1-1)

3/13/09	Quarterfinals	Minnesota (8)	W	64-56
3/14/09	Semifinals	Ohio State (5)	L	82-70

## 2010 INDIANAPOLIS - NO. 3 SEED (0-1)

3/12/10	Quarterfinals	Minnesota (6)	L	72-67, OT
---------	---------------	---------------	---	-----------

## 2011 INDIANAPOLIS - NO. 7 SEED (2-1)

3/10/11	First Round	Iowa (10)	W	85-66
3/11/11	Quarterfinals	Purdue (2)	W	74-56
3/12/11	Semifinals	Penn State (6)	L	61-48

## 2012 INDIANAPOLIS - NO. 1 SEED (3-0) -

## BIG TEN CHAMPIONS

3/9/12	Quarterfinals	Iowa (8)	W	92-75
3/10/12	Semifinals	Wisconsin (4)	W	65-52
3/11/12	Finals	Ohio State (3)	W	68-64

## 2013 CHICAGO - NO. 3 SEED (1-1)

3/15/13	Quarterfinals	Iowa (6)	W	59-56
3/16/13	Semifinals	Ohio State (2)	L	61-58

## 2014 INDIANAPOLIS - NO. 3 SEED (3-0) -

## BIG TEN CHAMPIONS

3/14/14	Quarterfinals	Northwestern (11)	W	67-51
3/15/14	Semifinals	Wisconsin (2)	W	83-75
3/16/14	Finals	Michigan (1)	W	69-55

## 2015 CHICAGO - NO. 3 SEED (2-1)

3/13/15	Quarterfinals	Ohio State (7)	W	76-67
3/14/15	Semifinals	Maryland (2)	W	62-58
3/15/15	Finals	Wisconsin (1)	L	80-69, OT

## 2016 INDIANAPOLIS - NO. 2 SEED (3-0) -

## BIG TEN CHAMPIONS

3/11/16	Quarterfinals	Ohio State (6)	W	81-54
3/12/16	Semifinals	Maryland (3)	W	64-61
3/13/16	Finals	Purdue (4)	W	66-62

## 2017 WASHINGTON - NO. 5 SEED (1-1)

3/9/17	Second Round	Penn State (13)	W	78-51
3/10/17	Quarterfinals	Minnesota (4)	L	63-58

## 2018 NEW YORK - NO. 1 SEED (1-1)

3/2/18	Quarterfinals	Wisconsin (9)	W	63-60
3/3/18	Semifinals	Michigan (5)	L	64-75

## 2019 CHICAGO, ILL. - NO. 1 SEED (3-0)

## BIG TEN CHAMPIONS

3/15/19	Quarterfinals	Ohio State (8)	W	77-70
3/16/19	Semifinals	Wisconsin (4)	W	67-55
3/17/19	Finals	Michigan (3)	W	65-60

## 2021 INDIANAPOLIS - NO. 9 SEED (0-1)

3/11/21	Quarterfinals	Maryland (8)	L	57-68
---------	---------------	--------------	---	-------



Draymond Green was Most Outstanding Player in 2012, leading MSU to its third tournament crown.



Branden Dawson was named Most Outstanding Player of the 2014 Tournament, averaging 15.0 points on .750 FG%.



Denzel Valentine was named the Big Ten Tournament Most Outstanding Player, averaging 17.3 ppg, 9.0 apg and 8.7 rpg in three games in 2016.



# BIG TEN TOURNAMENT RECORDS

## INDIVIDUAL

POINTS	NO.	DATE (OPPONENT)
1. Kalin Lucas	30	March 11, 2011 (Purdue)
2. Drew Neitzel	28	March 14, 2008 (Ohio State)
3. Matt McQuaid	27	March 17, 2019 (Michigan)

FIELD GOALS	NO.	DATE (OPPONENT)
1. Draymond Green	10	March 10, 2011 (Iowa)
2. Cassius Winston	9	March 16, 2019 (Wisconsin)
Denzel Valentine	9	March 13, 2015 (Ohio State)
Drew Neitzel	9	March 14, 2008 (Ohio State)

FIELD-GOAL ATT.	NO.	DATE (OPPONENT)
1. Draymond Green	23	March 10, 2011 (Iowa)
2. Miles Bridges	20	March 10, 2017 (Minnesota)
3. Drew Neitzel	18	March 15, 2008 (Wisconsin)
Maurice Ager	18	March 11, 2006 (Iowa)
Marcus Taylor	18	March 8, 2002 (Indiana)
Mateen Cleaves	18	March 10, 1998 (Minnesota)

FG PCT. (MIN 10 ATT.)	NO.	DATE (OPPONENT)
1. Adreian Payne	.700 (7-10)	March 15, 2014 (Wis.)
Paul Davis	.700 (7-10)	March 10, 2006 (Illinois)
3. Brandon Dawson	.667 (8-12)	March 14, 2014 (NW)

FREE THROWS	NO.	DATE (OPPONENT)
1. Kalin Lucas	10	March 11, 2011 (Purdue)
2. Cassius Winston	9	March 15, 2019 (Ohio State)
Raymar Morgan	9	March 12, 2010 (Minnesota)
Paul Davis	9	March 11, 2006 (Iowa)

FREE-THROW ATT.	NO.	DATE (OPPONENT)
1. Raymar Morgan	14	March 12, 2010 (Minnesota)
2. Draymond Green	12	March 10, 2012 (Wisconsin)
3. Nick Ward	11	March 10, 2017 (Minnesota)
Kalin Lucas	11	March 11, 2011 (Purdue)
Paul Davis	11	March 11, 2006 (Iowa)

FT PCT. (MIN 8 ATT.)	NO.	DATE (OPPONENT)
1. Cassius Winston	1.000 (9-9)	March 15, 2019 (Ohio State)
2. Kalin Lucas	.909 (10-11)	March 11, 2011 (Pur.)
3. Kalin Lucas	.875 (7-8)	March 14, 2009 (Ohio St.)
Andre Hutson	.875 (7-8)	March 9, 2001 (Penn St.)

3-PT FIELD GOALS	NO.	DATE (OPPONENT)
1. Matt McQuaid	7	March 17, 2019 (Michigan)
2. Drew Neitzel	6	March 14, 2008 (Ohio State)
3. Drew Neitzel	5	March 8, 2007 (Northwestern)
Maurice Ager	5	March 11, 2006 (Iowa)

3-PT FG ATT.	NO.	DATE (OPPONENT)
1. Matt McQuaid	13	March 17, 2019 (Michigan)
2. Drew Neitzel	12	March 14, 2008 (Ohio State)
3. Miles Bridges	11	March 10, 2017 (Minnesota)
Mateen Cleaves	11	March 6, 1998 (Minnesota)

REBOUNDS	NO.	DATE (OPPONENT)
1. Draymond Green	16	March 10, 2012 (Wisconsin)
2. Draymond Green	14	March 10, 2011 (Iowa)
3. Draymond Green	13	March 11, 2011 (Purdue)
Antonio Smith	13	March 7, 1999 (Illinois)

ASSISTS	NO.	DATE (OPPONENT)
1. Cassius Winston	11	March 17, 2019 (Michigan)
Mateen Cleaves	11	March 6, 1999 (Wisconsin)
2. Mateen Cleaves	10	March 7, 1999 (Illinois)
Denzel Valentine	10	March 12, 2016 (Maryland)

STEALS	NO.	DATE (OPPONENT)
1. Kalin Lucas	5	March 12, 2010 (Minnesota)
2. Jason Richardson	4	March 9, 2001 (Penn State)
3. Twelve occasions with 3 steals		

BLOCKS	NO.	DATE (OPPONENT)
1. Adreian Payne	4	March 11, 2012 (Ohio State)
Delvon Roe	4	March 11, 2011 (Purdue)
Matt Costello	4	March 13, 2016 (Purdue)

## TEAM

POINTS	NO.	DATE
1. vs. Iowa	92	March 9, 2012
2. vs. Wisconsin	83	March 15, 2014
3. vs. Ohio State	81	March 11, 2016

FIELD GOALS	NO.	DATE
1. vs. Iowa	32	March 9, 2012
2. vs. Ohio State	31	March 11, 2016
3. vs. Ohio State	29	March 13, 2015
vs. Wisconsin	29	March 15, 2014

FIELD-GOAL ATT.	NO.	DATE
1. vs. Ohio State	71	March 14, 2009
2. vs. Ohio State	64	March 11, 2016
3. vs. Ohio State	61	March 13, 2015

FIELD-GOAL PCT.	NO.	DATE
1. vs. Northwestern	.619 (26-42)	March 12, 2004
2. vs. Iowa	.582 (32-55)	March 9, 2012
3. vs. Northwestern	.579 (22-38)	March 8, 2007

FREE THROWS	NO.	DATE
1. vs. Purdue	25	March 11, 2011
vs. Minnesota	25	March 6, 1998
3. vs. Iowa	20	March 9, 2012

FREE-THROW ATT.	NO.	DATE
1. vs. Minnesota	34	March 12, 2010
2. vs. Minnesota	33	March 6, 1998
3. vs. Purdue	31	March 11, 2011
vs. Minnesota	31	March 13, 2009

FREE-THROW PCT.	NO.	DATE
1. vs. Wisconsin	1.000 (9-9)	March 15, 2015
2. vs. Maryland	.933 (14-15)	March 12, 2016
3. vs. Illinois	.895 (17-19)	March 12, 2000

3-PT FIELD GOALS	NO.	DATE
1. vs. Penn State	10	March 9, 2017
2. vs. Michigan	9	March 17, 2019
vs. Wisconsin	9	March 16, 2019
vs. Ohio State	9	March 11, 2012

3-PT FG ATT.	NO.	DATE
1. vs. Minnesota	30	March 10, 2017
2. vs. Michigan	23	March 17, 2019
vs. Penn State	23	March 12, 2011
vs. Iowa	23	March 11, 2006
vs. Ohio State	23	March 11, 2016

REBOUNDS	NO.	DATE
1. vs. Wisconsin	44	March 17, 2019
vs. Penn State	44	March 9, 2017
3. vs. Minnesota	42	March 6, 1998

ASSISTS	NO.	DATE
1. vs. Ohio State	23	March 13, 2015
2. vs. Illinois	21	March 12, 2000
3. vs. Ohio State	20	March 15, 2019
vs. Northwestern	20	March 8, 2007
vs. Northwestern	20	March 12, 2004
vs. Illinois	20	March 7, 1999

STEALS	NO.	DATE
1. vs. Minnesota	11	March 12, 2010
2. vs. Ohio State	10	March 11, 2016
3. vs. Iowa	9	March 15, 2013
vs. Ohio State	9	March 14, 2009
vs. Illinois	9	March 7, 1999
vs. Northwestern	9	March 5, 1999

BLOCKS	NO.	DATE
1. vs. Purdue	10	March 14, 2003
2. Six occasions with 8 blocks		





# NCAA TOURNAMENT HISTORY

**NCAA TOURNAMENT APPEARANCES: 34**

**NCAA TOURNAMENT RECORD: 69-33**

**FINAL FOUR APPEARANCES: 10**

(1957, 1979, 1999, 2000, 2001, 2005, 2009, 2010, 2015, 2019)

**NCAA CHAMPIONSHIPS: 2** (1979, 2000)

## 1957 MIDEAST REGION (2-2) - FINAL FOUR

3/15/57	Regional Semifinal (Lexington, Ky.)	Notre Dame	W	85-83
3/16/57	Regional Final (Lexington, Ky.)	Kentucky	W	80-68
3/22/57	National Semifinal (Kansas City, Mo.)	North Carolina	L	74-70 (30T)
3/23/57	National Consolation (Kansas City, Mo.)	San Francisco	L	67-60

## 1959 MIDEAST REGION (1-1)

3/13/59	Regional Semifinal (Evanston, Ill.)	Marquette	W	74-69
3/14/59	Regional Final (Evanston, Ill.)	Louisville	L	88-81

## 1978 MIDEAST REGION (2-1)

3/11/78	First Round (Indianapolis, Ind.)	Providence	W	77-63
3/16/78	Regional Semifinal (Dayton, Ohio)	Western Kentucky	W	90-69
3/18/78	Regional Final (Dayton, Ohio)	Kentucky	L	52-49

## 1979 MIDEAST REGION - NO. 2 SEED (5-0) - NCAA CHAMPIONS

3/11/79	Second Round (Murfreesboro, Tenn.)	Lamar (10)	W	95-64
3/16/79	Regional Semifinal (Indianapolis, Ind.)	Louisiana State (3)	W	87-71
3/18/79	Regional Final (Indianapolis, Ind.)	Notre Dame (1)	W	80-68
3/24/79	National Semifinal (Salt Lake City, Utah)	Pennsylvania (9)	W	101-67
3/26/79	National Final (Salt Lake City, Utah)	Indiana State (1)	W	75-64

## 1985 MIDWEST REGION - NO. 10 SEED (0-1)

3/15/85	First Round (Houston, Texas)	Ala.-Birmingham (7)	L	70-68
---------	------------------------------	---------------------	---	-------

## 1986 MIDWEST REGION - NO. 5 SEED (2-1)

3/13/86	First Round (Dayton, Ohio)	Washington (12)	W	72-70
3/15/86	Second Round (Dayton, Ohio)	Georgetown (4)	W	80-68
3/21/86	Regional Semifinal (Kansas City, Mo.)	Kansas (1)	L	96-86 (OT)

## 1990 SOUTHEAST REGION - NO. 1 SEED (2-1)

3/15/90	First Round (Knoxville, Tenn.)	Murray State (16)	W	75-71 (OT)
3/17/90	Second Round (Knoxville, Tenn.)	UC Santa Barbara (9)	W	62-58
3/23/90	Regional Semifinal (New Orleans, La.)	Georgia Tech (4)	L	81-80 (OT)

## 1991 WEST REGION - NO. 5 SEED (1-1)

3/15/91	First Round (Tucson, Ariz.)	UW-Green Bay (12)	W	60-58
3/17/91	Second Round (Tucson, Ariz.)	Utah (4)	L	85-84 (20T)

## 1992 MIDWEST REGION - NO. 5 SEED (1-1)

3/20/92	First Round (Dayton, Ohio)	SW Missouri St. (12)	W	61-54
3/22/92	Second Round (Dayton, Ohio)	Cincinnati (4)	L	72-65

## 1994 SOUTHEAST REGION - NO. 7 SEED (1-1)

3/18/94	First Round (St. Petersburg, Fla.)	Seton Hall (10)	W	84-73
3/20/94	Second Round (St. Petersburg, Fla.)	Duke (2)	L	85-74

## 1995 SOUTHEAST REGION - NO. 3 SEED (0-1)

3/17/95	First Round (Tallahassee, Fla.)	Weber State (14)	L	79-72
---------	---------------------------------	------------------	---	-------

## 1998 EAST REGION - NO. 4 SEED (2-1)


3/12/98	First Round (Hartford, Conn.)	Eastern Michigan (13)	W	83-71
3/14/98	Second Round (Hartford, Conn.)	Princeton (5)	W	63-56
3/19/98	Regional Semifinal (Greensboro, N.C.)	North Carolina (1)	L	73-58



Greg Kelser led all scorers with 19 points vs. Kentucky in 1978.




Averaging nearly 25 points, Scott Skiles led MSU to the 1986 Sweet 16.



Steve Smith scored 32 points in MSU's heartbreaking overtime loss to Georgia Tech in the 1990 Regional Semifinals.



## NCAA TOURNAMENT HISTORY



Matteen Cleaves helped MSU advance to the 1998 Sweet 16 for the first time since 1990.



Andre Hutson is MSU's all-time leader in points and rebounds in NCAA Tournament games.



Paul Davis slams home the game-tying basket vs. Maryland in 2003.

### 1999 MIDWEST REGION - NO. 1 SEED (4-1) - FINAL FOUR

3/12/99	First Round (Milwaukee, Wis.)	Mount St. Mary's (16)	W	76-53
3/14/99	Second Round (Milwaukee, Wis.)	Mississippi (9)	W	74-66
3/19/99	Regional Semifinal (St. Louis, Mo.)	Oklahoma (13)	W	54-46
3/21/99	Regional Final (St. Louis, Mo.)	Kentucky (3)	W	73-66
3/27/99	National Semifinal (St. Petersburg, Fla.)	Duke (1)	L	68-62

### 2000 MIDWEST REGION - NO. 1 SEED (6-0) - NCAA CHAMPIONS

3/16/00	First Round (Cleveland, Ohio)	Valparaiso (16)	W	65-38
3/18/00	Second Round (Cleveland, Ohio)	Utah (8)	W	73-61
3/23/00	Regional Semifinal (Auburn Hills, Mich.)	Syracuse (4)	W	75-58
3/25/00	Regional Final (Auburn Hills, Mich.)	Iowa State (2)	W	75-64
4/1/00	National Semifinal (Indianapolis, Ind.)	Wisconsin (8)	W	53-41
4/3/00	National Final (Indianapolis, Ind.)	Florida (5)	W	89-76

### 2001 SOUTH REGION - NO. 1 SEED (4-1) - FINAL FOUR

3/16/01	First Round (Memphis, Tenn.)	Alabama State (16)	W	69-35
3/18/01	Second Round (Memphis, Tenn.)	Fresno State (9)	W	81-65
3/23/01	Regional Semifinal (Atlanta, Ga.)	Gonzaga (12)	W	77-62
3/25/01	Regional Final (Atlanta, Ga.)	Temple (11)	W	69-62
3/31/01	National Semifinal (Minneapolis, Minn.)	Arizona (2)	L	80-61

### 2002 EAST REGION - NO. 10 SEED (0-1)

3/15/02	First Round (Washington, D.C.)	N. Carolina St. (7)	L	69-58
---------	--------------------------------	---------------------	---	-------

### 2003 SOUTH REGION - NO. 7 SEED (3-1)

3/21/03	First Round (Tampa, Fla.)	Colorado (10)	W	79-64
3/23/03	Second Round (Tampa, Fla.)	Florida (2)	W	68-46
3/28/03	Regional Semifinal (San Antonio, Texas)	Maryland (6)	W	60-58
3/30/03	Regional Final (San Antonio, Texas)	Texas (1)	L	85-76

### 2004 ST. LOUIS REGION - NO. 7 SEED (0-1)

3/18/04	First Round (Seattle, Wash.)	Nevada (10)	L	72-66
---------	------------------------------	-------------	---	-------

### 2005 AUSTIN REGION - NO. 5 SEED (4-1) - FINAL FOUR

3/18/05	First Round (Worcester, Mass.)	Old Dominion (12)	W	89-81
3/20/05	Second Round (Worcester, Mass.)	Vermont (13)	W	72-61
3/25/05	Regional Semifinal (Austin, Texas)	Duke (1)	W	78-68
3/27/05	Regional Final (Austin, Texas)	Kentucky (2)	W	94-88 (2OT)
4/2/05	National Semifinal (St. Louis, Mo.)	North Carolina (1)	L	87-71

### 2006 WASHINGTON D.C. REGION - NO. 6 SEED (0-1)

3/17/06	First Round (Dayton, Ohio)	George Mason (11)	L	75-65
---------	----------------------------	-------------------	---	-------

### 2007 EAST REGION - NO. 9 SEED (1-1)

3/15/07	First Round (Winston-Salem, N.C.)	Marquette (8)	W	61-49
3/17/07	Second Round (Winston-Salem, N.C.)	North Carolina (1)	L	81-67

### 2008 SOUTH REGIONAL - NO. 5 SEED (2-1)

3/20/08	First Round (Denver, Colo.)	Temple (12)	W	72-61
3/22/08	Second Round (Denver, Colo.)	Pittsburgh (4)	W	65-54
3/28/08	Regional Semifinal (Houston, Texas)	Memphis (1)	L	92-74

### 2009 MIDWEST REGIONAL - NO. 2 SEED (5-1) - FINAL FOUR

3/20/09	First Round (Minneapolis, Minn.)	Robert Morris (15)	W	77-62
3/22/09	Second Round (Minneapolis, Minn.)	USC (10)	W	74-69
3/27/09	Regional Semifinal (Indianapolis, Ind.)	Kansas (3)	W	67-62
3/29/09	Regional Final (Indianapolis, Ind.)	Louisville (1)	W	64-52
4/4/09	National Semifinal (Detroit, Mich.)	Connecticut (1)	W	82-73
4/6/09	National Final (Detroit, Mich.)	North Carolina (1)	L	89-72

### 2010 MIDWEST REGION - NO. 5 SEED (4-1) - FINAL FOUR

3/19/10	First Round (Spokane, Wash.)	New Mexico St. (12)	W	70-67
---------	------------------------------	---------------------	---	-------



## NCAA TOURNAMENT HISTORY

3/21/10	Second Round (Spokane, Wash.)	Maryland (4)	W	85-83
3/26/10	Regional Semifinal (St. Louis, Mo.)	Northern Iowa (9)	W	59-52
3/28/10	Regional Final (St. Louis, Mo.)	Tennessee (6)	W	70-69
4/3/10	National Semifinal (Indianapolis, Ind.)	Butler (5)	L	52-50

### 2011 SOUTHEAST REGION - NO. 10 SEED (0-1)

3/17/11	Second Round (Tampa, Fla.)	UCLA (7)	L	78-76
---------	----------------------------	----------	---	-------

### 2012 WEST REGION - NO. 1 SEED (2-1)

3/16/12	Second Round (Columbus, Ohio)	LIU Brooklyn (16)	W	89-67
3/18/12	Third Round (Columbus, Ohio)	Saint Louis (9)	W	65-61
3/22/12	Regional Semifinal (Phoenix, Ariz.)	Louisville (4)	L	57-44

### 2013 MIDWEST REGION - NO. 3 SEED (2-1)

3/21/13	Second Round (Auburn Hills, Mich.)	Valparaiso (14)	W	65-54
3/23/13	Third Round (Auburn Hills, Mich.)	Memphis (6)	W	70-48
3/29/13	Regional Semifinal (Indianapolis, Ind.)	Duke (2)	L	71-61

### 2014 EAST REGION - NO. 4 SEED (3-1)

3/20/14	Second Round (Spokane, Wash.)	Delaware (13)	W	93-78
3/22/14	Third Round (Spokane, Wash.)	Harvard (12)	W	80-73
3/28/14	Regional Semifinal (New York, N.Y.)	Virginia (9)	W	61-59
3/30/14	Regional Final (New York, N.Y.)	Connecticut (7)	L	60-54

### 2015 EAST REGION - NO. 7 SEED (4-1) - FINAL FOUR

3/20/15	Second Round (Charlotte, N.C.)	Georgia (10)	W	70-63
3/22/15	Third Round (Charlotte, N.C.)	Virginia (2)	W	60-54
3/27/15	Regional Semifinal (Syracuse, N.Y.)	Oklahoma (3)	W	62-58
3/29/15	Regional Final (Syracuse, N.Y.)	Louisville (4)	W	76-70 (OT)
4/4/15	National Semifinal (Indianapolis, Ind.)	Duke (1)	L	81-61

### 2016 MIDWEST REGION - NO. 2 SEED (0-1)

3/18/16	First Round (St. Louis, Mo.)	Middle Tenn. St. (15)	L	81-90
---------	------------------------------	-----------------------	---	-------

### 2017 MIDWEST REGION - NO. 9 SEED (1-1)

3/17/17	First Round (Tulsa, Okla.)	Miami (8)	W	78-58
3/19/17	Second Round (Tulsa, Okla.)	Kansas (1)	L	90-70

### 2018 MIDWEST REGION - NO. 2 SEED (1-1)

3/16/18	First Round (Detroit, Mich.)	Bucknell (14)	W	82-78
3/18/18	Second Round (Detroit, Mich.)	Syracuse (10)	L	53-55

### 2019 EAST REGION - NO. 2 SEED (4-1) - FINAL FOUR

3/21/19	First Round (Des Moines, Iowa)	Bradley (15)	W	76-65
3/23/19	First Round (Des Moines, Iowa)	Minnesota (10)	W	70-50
3/29/19	Regional Semifinal (Washington, D.C.)	LSU (3)	W	80-63
3/31/19	Regional Semifinal (Washington, D.C.)	Duke (1)	W	68-67
4/6/19	National Semifinal (Minneapolis, Minn.)	Texas Tech (3)	L	51-61

### 2021 EAST REGION - NO. 11 SEED (0-1) - FINAL FOUR

3/19/21	First Four (Indianapolis, Ind.)	UCLA (11)	L	80-86 (OT)
---------	---------------------------------	-----------	---	------------

## MSU NCAA TOURNAMENT CAREER LEADERS

POINTS	NO.	GAMES	REBOUNDS	NO.	GAMES	ASSISTS	NO.	GAMES
1. Andre Hutson	232	19 games	1. Andre Hutson	121	19 games	1. Mateen Cleaves	78	14 games
2. Mateen Cleaves	207	14 games	2. Johnny Green	118	6 games	2. Earvin Johnson	76	8 games
3. Greg Kelsner	192	8 games	3. Draymond Green	116	15 games	3. Kalin Lucas	56	12 games
4. Morris Peterson	191	14 games	4. Goran Suton	104	12 games	4. Drew Neitzel	50	11 games
5. Durrell Summers	178	15 games	5. Charlie Bell	96	19 games	5. Draymond Green	49	15 games
6. Draymond Green	171	15 games	6. Branden Dawson	93	12 games	6. Denzel Valentine	48	13 games
Charlie Bell	171	19 games	7. Greg Kelsner	90	8 games	7. Charlie Bell	42	19 games
8. Maurice Ager	166	11 games	8. Paul Davis	90	11 games	8. Travis Walton	41	12 games
9. Kalin Lucas	164	12 games	9. Morris Peterson	82	14 games	9. Mark Montgomery	37	7 games
10. Raymar Morgan	156	16 games	10. Raymar Morgan	80	16 games	10. Chris Hill	33	11 games
			Denzel Valentine	80	13 games			



Goran Suton was named MVP of the 2009 Midwest Regional.



Xavier Tillman was named to the NCAA East Regional All-Tournament Team in 2019.





# NCAA TOURNAMENT RECORDS

## INDIVIDUAL

POINTS	NO.	DATE (OPPONENT)
1. Adreian Payne	41	March 20, 2014 (Delaware)
2. Greg Kelsner	34	March 18, 1979 (Notre Dame)
3. Steve Smith	32	March 23, 1990 (Georgia Tech)
Jay Vincent	32	March 15, 1985 (UAB)

FIELD GOALS	NO.	DATE (OPPONENT)
1. Greg Kelsner	15	March 18, 1979 (Notre Dame)
2. Steve Smith	13	March 23, 1990 (Georgia Tech)
Sam Vincent	13	March 15, 1985 (UAB)

FIELD-GOAL ATT.	NO.	DATE (OPPONENT)
1. Drew Neitzel	27	March 17, 2007 (N. Carolina)
2. Greg Kelsner	25	March 18, 1979 (Notre Dame)
3. Cassius Winston	23	March 31, 2019 (Duke)
Shawn Respert	23	March 17, 1995 (Weber State)
Sam Vincent	23	March 15, 1985 (UAB)

FG PCT. (MIN. 10 ATT.)	NO.	DATE (OPPONENT)
1. Earvin Johnson	.900 (9-10)	March 24, 1979 (Penn)
Greg Kelsner	.900 (9-10)	March 11, 1978 (Prov.)
Matt Costello	.900 (9-10)	March 18, 2016 (MTSU)

FREE THROWS	NO.	DATE (OPPONENT)
1. Adreian Payne	17	March 20, 2014 (Delaware)
2. Earvin Johnson	14	March 16, 1979 (LSU)
3. Shawn Respert	13	March 18, 1994 (Seton Hall)

FREE-THROW ATT.	NO.	DATE (OPPONENT)
1. Adreian Payne	17	March 20, 2014 (Delaware)
2. Earvin Johnson	15	March 16, 1979 (LSU)
3. Shawn Respert	14	March 18, 1994 (Seton Hall)

FT PCT. (MIN. 10 ATT.)	NO.	DATE (OPPONENT)
1. Adreian Payne	1.000 (17-17)	March 20, 2014 (Del.)
Maurice Ager	1.000 (10-10)	April 2, 2005 (UNC)
3. Earvin Johnson	.933 (14-15)	March 16, 1979 (LSU)

3-PT FIELD GOALS	NO.	DATE (OPPONENT)
1. Shawn Respert	7	March 17, 1995 (Weber State)
2. Durrell Summers	6	March 21, 2010 (Maryland)
Drew Neitzel	6	March 17, 2007 (N. Carolina)

3-PT FG ATT.	NO.	DATE (OPPONENT)
1. Drew Neitzel	17	March 17, 2007 (N. Carolina)
Shawn Respert	17	March 17, 1995 (Weber State)
3. Marcus Taylor	13	March 15, 2002 (N. Carolina St.)

REBOUNDS	NO.	DATE (OPPONENT)
1. Johnny Green	27	March 15, 1957 (Notre Dame)
2. Johnny Green	23	March 14, 1959 (Louisville)
3. Johnny Green	19	March 22, 1957 (N. Carolina)

ASSISTS	NO.	DATE (OPPONENT)
1. Earvin Johnson	14	March 16, 1978 (W. Kentucky)
2. Earvin Johnson	13	March 18, 1979 (Notre Dame)
3. Earvin Johnson	12	March 16, 1979 (LSU)
Denzel Valentine	12	March 18, 2016 (MTSU)

STEALS	NO.	DATE (OPPONENT)
1. Korie Lucious	5	March 28, 2010 (Tennessee)
Raymar Morgan	5	April 4, 2009 (Connecticut)
Goran Suton	5	March 27, 2009 (Kansas)
Alan Anderson	5	March 25, 2005 (Duke)
Eric Snow	5	March 18, 1994 (Seton Hall)

BLOCKS	NO.	DATE (OPPONENT)
1. Adreian Payne	5	March 23, 2013 (Memphis)
2. Branden Dawson	4	March 29, 2015 (Louisville)
Branden Dawson	4	March 22, 2015 (Virginia)
Greg Kelsner	4	March 24, 1979 (Penn)

## TEAM

POINTS	NO.	DATE
1. vs. Penn	101	March 24, 1979
2. vs. Lamar	95	March 11, 1979
3. vs. Kentucky	94	March 27, 2005

FIELD GOALS	NO.	DATE
1. vs. Lamar	42	March 11, 1979
2. vs. LIU Brooklyn	40	March 16, 2012
3. vs. Penn	38	March 24, 1979

FIELD-GOAL ATT.	NO.	DATE
1. vs. Notre Dame	91	March 15, 1957
2. vs. Kentucky	87	March 16, 1957
3. vs. Louisville	84	March 14, 1959

FIELD-GOAL PCT.	NO.	DATE
1. vs. Providence	.635 (33-52)	March 11, 1978
2. vs. Indiana State	.605 (26-43)	March 24, 1979
3. vs. Washington	.596 (31-52)	March 13, 1986

FREE THROWS	NO.	DATE
1. vs. Old Dominion	28	March 18, 2005
vs. Georgetown	28	March 13, 1986
3. vs. LSU	27	March 16, 1979

FREE-THROW ATT.	NO.	DATE
1. vs. Old Dominion	36	March 18, 2005
vs. LSU	36	March 16, 1979
vs. North Carolina	36	March 22, 1957

FREE-THROW PCT.	NO.	DATE
1. vs. Bradley	.962 (25-26)	March 21, 2019
2. vs. N.C. State	.944 (17-18)	March 15, 2002
vs. Cincinnati	.944 (17-18)	March 22, 1992

3-PT FIELD GOALS	NO.	DATE
1. vs. LSU	13	March 29, 2019
2. vs. Connecticut	11	March 30, 2014
vs. Florida	11	April 3, 2000
vs. Syracuse	11	March 23, 2000
vs. MTSU	11	March 18, 2016

3-PT FG ATTEMPTS	NO.	DATE
1. vs. LSU	32	March 29, 2019
2. vs. Connecticut	29	March 30, 2014
3. vs. Oklahoma	27	March 27, 2015

REBOUNDS	NO.	DATE
1. vs. North Carolina	68	March 22, 1957
2. vs. San Francisco	60	March 23, 1957
vs. Notre Dame	60	March 15, 1957

ASSISTS	NO.	DATE
1. vs. Western Kentucky	25	March 16, 1978
2. vs. Indiana State	24	March 26, 1979
vs. Penn	24	March 24, 1979

STEALS	NO.	DATE
1. vs. Kansas	13	March 27, 2009
vs. Duke	13	March 25, 2005
3. vs. Seton Hall	12	March 18, 1994

BLOCKS	NO.	DATE
1. vs. UCLA	8	March 17, 2011
vs. Tennessee	8	March 28, 2010
vs. Gonzaga	8	March 23, 2001



# NCAA TOURNAMENT FACTOIDS

## CONSECUTIVE NCAA TOURNAMENTS ALL-TIME

SCHOOL	APPEARANCES
1. Kansas	31
2. North Carolina	27
3. Duke	24
4. Michigan State	23
5. Gonzaga	22

## CONSECUTIVE NCAA TOURNAMENTS ACTIVE STREAK

SCHOOL	APPEARANCES
1. Kansas	31
2. Michigan State	23
3. Gonzaga	22
4. North Carolina	10
5. Villanova	8

## NCAA CHAMPIONSHIPS

SCHOOL	TITLES
1. UCLA	11
2. Kentucky	8
3. North Carolina	6
4. Duke	5
Indiana	5
6. Connecticut	4
7. Villanova	3
Kansas	3
Louisville	3
10. Seven tied at 2, including MSU	

## FINAL FOUR APPEARANCES

SCHOOL	APPEARANCES
1. North Carolina	20
2. UCLA	18
3. Kentucky	17
4. Duke	16
5. Kansas	15
6. Ohio State	11
7. Michigan State	10
8. Louisville	8
Indiana	8

## FINAL FOUR APPEARANCES SINCE 1999

SCHOOL	APPEARANCES
1. Michigan State	8
2. North Carolina	6
3. Connecticut	5
Duke	5
Kansas	5
6. Florida	4
Kentucky	4
8. Five tied at three	

## NCAA TOURNAMENT WINNING PCT.

SCHOOL	PCT. (W-L)
1. Duke	.747 (115-39)
2. North Carolina	.728 (126-47)
3. UCLA	.716 (106-42)
4. Florida	.712 (47-19)
5. Kentucky	.712 (131-53)
6. Kansas	.697 (108-47)
7. Michigan	.685 (64-28)
8. Michigan State	.683 (69-32)
9. Connecticut	.663 (59-30)
10. Indiana	.660 (66-34)

## CONSECUTIVE FINAL FOUR APPEARANCES

COACH	APPEARANCES
1. John Wooden	9
2. Mike Krzyzewski	5
3. Eight tied at 3, including Tom Izzo	

## NCAA TOURNAMENT SERIES RECORDS

OPPONENT	MSU RECORD	OPPONENT	MSU RECORD
Ala.-Birmingham	0-1	Mount St. Mary's	1-0
Alabama State	1-0	Nevada	0-1
Arizona	0-1	New Mexico State	1-0
Bradley	1-0	North Carolina	0-5
Bucknell	1-0	North Carolina State	0-1
Butler	0-1	Northern Iowa	1-0
Cincinnati	0-1	Notre Dame	2-0
Colorado	1-0	Oklahoma	2-0
Connecticut	1-1	Old Dominion	1-0
Delaware	1-0	Pennsylvania	1-0
Duke	2-4	Pittsburgh	1-0
Eastern Michigan	1-0	Princeton	1-0
Florida	2-0	Providence	1-0
Fresno State	1-0	Robert Morris	1-0
George Mason	0-1	Saint Louis	1-0
Georgetown	1-0	San Francisco	0-1
Georgia	1-0	Seton Hall	1-0
Georgia Tech	0-1	SW Missouri State	1-0
Gonzaga	1-0	Syracuse	1-1
Harvard	1-0	Temple	2-0
Indiana State	1-0	Tennessee	1-0
Iowa State	1-0	Texas	0-1
Kansas	1-2	Texas Tech	1-0
Kentucky	3-1	UCLA	0-2
Lamar	1-0	UC-Santa Barbara	1-0
LIU Brooklyn	1-0	USC	1-0
Louisiana State	2-0	Utah	1-1
Louisville	2-2	Valparaiso	2-0
Marquette	2-0	Vermont	1-0
Maryland	2-0	Virginia	2-0
Memphis	1-1	Washington	1-0
Miami	1-0	Weber State	0-1
Middle Tennessee State	0-1	Western Kentucky	1-0
Minnesota	1-0	Wisconsin	1-0
Mississippi	1-0	UW-Green Bay	1-0

## TOURNAMENT SITE WIN-LOSS RECORDS

SITE	MSU RECORD	SITE	MSU RECORD
Atlanta, Ga.	2-0	Minneapolis, Minn.	2-2
Auburn Hills, Mich.	4-0	Murfreesboro, Tenn.	1-0
Austin, Texas	2-0	New Orleans, La.	0-1
Charlotte, N.C.	2-0	New York, N.Y.	1-1
Cleveland, Ohio	2-0	Phoenix, Ariz.	0-1
Columbus, Ohio	2-0	Salt Lake City, Utah	2-0
Dayton, Ohio	4-3	San Antonio, Texas	1-1
Denver, Colo.	2-0	St. Louis, Mo.	4-2
Des Moines, Iowa	2-0	St. Petersburg, Fla.	1-2
Detroit, Mich.	2-2	Seattle, Wash.	0-1
Evanston, Ill.	1-1	Spartanburg, Wash.	4-0
Greensboro, N.C.	0-1	Syracuse, N.Y.	2-0
Hartford, Conn.	2-0	Tallahassee, Fla.	2-1
Houston, Texas	0-2	Tampa, Fla.	0-1
Indianapolis, Ind.	7-4	Tucson, Ariz.	1-1
Kansas City, Mo.	0-3	Tulsa, Okla.	1-1
Knoxville, Tenn.	2-0	Washington, D.C.	2-1
Lexington, Ky.	2-0	Winston-Salem, N.C.	1-1
Memphis, Tenn.	2-0	Worcester, Mass.	2-0
Milwaukee, Wis.	2-0		

## ALL-TIME FINAL FOUR APPEARANCES


COACH	APPEARANCES
1. John Wooden	12
Mike Krzyzewski	12
3. Dean Smith	11
4. Roy Williams	9
5. Tom Izzo	8

## HIGHEST NCAA TOURNAMENT WINNING PERCENTAGE - ACTIVE

COACH	PCT. (W-L)
1. Mike Krzyzewski	.763 (97-30)
2. John Calipari	.734 (47-17)
3. Tom Izzo	.703 (52-22)
4. Bill Self	.700 (49-21)
* Records adjusted for vacated years	




## 1957 FINAL FOUR



In its first appearance in the NCAA Tournament, it did not take long for Michigan State to find success. In their first game of the tournament, the Spartans took on Notre Dame in Lexington, Ky. MSU took control of the game in the second half and held on through a late Notre Dame rally to advance to the Regional Finals, 85-83. Next up for MSU was the home team, third-ranked Kentucky. The Spartans came back from 12 down at the half to defeat the Wildcats, 80-68, and advance to the Final Four in their first NCAA appearance.

MSU's semifinal game was against top-ranked North Carolina, and the two teams played one of the greatest games in Four Final history. The Spartans battled to the end, but the Tar Heels were just too strong and took the game in three overtimes, 74-70. MSU dropped the consolation game to San Francisco, 67-60, to finish fourth. Johnny Green had an amazing tournament, averaging 19.3 boards per game. His 77 rebounds set an NCAA tournament record for most rebounds in four games, while his average ranks fourth all-time in tournament history. Green earned All-Tournament honors for his performance, and he and Jack Quiggle were also named to the All-Regional Team.



TOP OF PAGE: Coach Forddy Anderson's team included Jack Quiggle, Harry Lux, Larry Hedden, George Ferguson, Chuck Bencie and Bob Anderegg. FAR ABOVE LEFT: Larry Hedden posted a double-double against North Carolina in the 1957 Final Four. ABOVE AND LEFT: Johnny Green and Jack Quiggle earned NCAA Tournament All-Regional honors in 1957.

## NATIONAL SEMIFINAL

## NORTH CAROLINA 74 - MICHIGAN STATE 70 (3OT)

March 22, 1957 - Kansas City, Mo.

MICHIGAN STATE	FG	FT	REB	PF	TP
Jack Quiggle	6-21	8-10	10	1	20
Johnny Green	4-12	3-6	19	2	11
George Ferguson	4-8	2-3	1	5	10
Larry Hedden	4-20	6-7	15	5	14
Pat Wilson	0-3	2-2	5	1	2
Robert Anderegg	2-7	3-6	3	2	7
Chuck Bencie	1-6	0-0	2	1	2
David Scott	2-3	0-2	3	1	4
TOTALS	23-80	24-36	65	18	70

NORTH CAROLINA	FG	FT	REB	PF	TP
Lennie Rosenbluth	11-42	7-9	3	1	29
Bob Cunningham	9-18	3-5	12	5	21
Pete Brennan	6-16	2-4	17	5	14
Tommy Kearns	1-8	4-5	6	4	6
Joe Quigg	0-1	2-3	4	5	2
Danny Lotz	0-0	0-1	4	1	0
Bob Young	1-3	0-1	2	1	2
Roy Searcy	0-0	0-0	1	0	0
TOTALS	28-88	18-28	54	22	74

Halftime: 29-29

First overtime: 64-64

Officials: Ogden and Lightner

Regulation score: 58-58

Second overtime: 66-66

Attendance: N/A

## NATIONAL CONSOLATION

## SAN FRANCISCO 67 - MICHIGAN STATE 60

March 23, 1957 - Kansas City, Mo.

MICHIGAN STATE	FG	FT	REB	PF	TP
Johnny Green	4-9	1-1	13	5	9
George Ferguson	4-11	6-9	11	2	14
Larry Hedden	4-10	1-2	5	5	9
Pat Wilson	3-6	0-1	0	1	6
Harry Lux	2-2	1-1	3	2	5
Robert Anderegg	2-8	3-4	4	5	7
David Scott	2-6	0-1	3	1	4
Chuck Bencie	0-5	0-0	4	1	0
Jack Quiggle	2-6	2-2	4	1	6
TOTALS	23-63	14-21	60	23	60

SAN FRANCISCO	FG	FT	REB	PF	TP
Art Day	6-14	0-3	6	3	12
Al Dunbar	4-9	1-4	3	4	9
Gene Brown	8-18	6-11	7	3	22
Mike Farmer	4-12	8-9	2	1	16
Mike Preaseau	2-6	4-4	6	4	8
Jack King	0-2	0-0	0	2	0
Bill Mallen	0-0	0-0	1	0	0
Dave Lillevand	0-1	0-0	1	0	0
TOTALS	24-62	19-31	35	17	67


Halftime: San Francisco, 33-30

Officials: Ogden and Lightner

Attendance: N/A







Michigan State opened its championship run with a 95-64 pounding of Lamar, led by Earvin Johnson's triple-double and Greg Kelsner's 31 points. After defeating LSU, MSU met up with top seed Notre Dame in the Regional Final in what was being called the game to decide the NCAA Championship. The Spartans jumped out to a big lead early

en route to an 80-68 victory. Kelsner led the way with 34 points, earning All-Region MVP honors, while Johnson joined him on the All-Regional Team.

In the Final Four, the Spartans took on Pennsylvania, who entered the tournament as a nine seed. Johnson recorded his second triple-double of the tournament as MSU led 50-17 at the half, finishing with a tournament team record of 101 points in a 101-67 win. In the championship game, the Spartans took on No. 1-ranked and unbeaten Indiana State, led by Larry Bird. The Spartans jumped out to a big first-half lead on their way to capturing the school's first National Championship, 75-64. Kelsner and Johnson were both named to the All-Tournament Team, while Johnson was named Most Outstanding Player and earned a spot on the All-Decade Team.



**TOP and ABOVE LEFT:** Earvin "Magic" Johnson helped Michigan State advance to the championship game by recording the only triple-double in Spartan Final Four history. **ABOVE RIGHT:** Greg Kelsner helped hold Larry Bird to just 7-of-21 shooting in the championship game, while averaging 23.5 points in two games.

## NATIONAL SEMIFINAL

### NO. 2 MICHIGAN STATE 101 - NO. 9 PENN 67

March 24, 1979 - Salt Lake City, Utah

MICHIGAN STATE	FG	FT	REB	PF	TP	A	TO	B	S	MIN
Michael Brkovich, f	6-10	0-0	1	4	12	3	1	0	1	23
Greg Kelsner, f	12-19	4-6	9	2	28	3	3	4	1	33
Ron Charles, c	2-2	0-0	6	0	4	0	2	2	0	19
Terry Donnelly, g	3-5	0-0	3	0	6	3	0	0	0	24
Earvin Johnson, g	9-10	11-12	10	2	29	10	4	0	3	35
Jay Vincent	0-1	3-4	1	2	3	0	1	0	0	9
Rob Gonzalez	1-5	0-0	3	2	2	1	3	0	1	22
Michael Longaker	2-2	0-0	2	0	4	1	1	0	2	10
Greg Lloyd	0-2	6-7	1	1	6	1	2	0	2	7
Rick Kaye	2-2	1-3	2	1	5	1	1	0	0	7
Jaimie Huffman	0-0	0-1	2	2	0	1	1	0	0	5
Gerald Gilkie	0-1	0-0	1	1	0	0	0	0	0	3
Don Brkovich	1-1	0-1	1	1	2	0	0	0	0	3
Team			3							
<b>TOTALS</b>	<b>38-60</b>	<b>25-34</b>	<b>45</b>	<b>22</b>	<b>101</b>	<b>24</b>	<b>19</b>	<b>6</b>	<b>10</b>	<b>200</b>

PENNSYLVANIA	FG	FT	REB	PF	TP	A	TO	B	S	MIN
Tony Price, f	7-18	4-4	7	5	18	0	2	0	1	21
Tim Smith, f	0-6	0-0	0	5	0	0	2	0	0	19
Matt White, c	5-12	3-4	11	1	13	1	1	0	1	27
James Salters, g	1-5	0-0	1	2	2	3	2	0	0	25
Bobby Willis, g	4-13	1-3	6	2	9	6	5	1	3	30
Vincent Ross	2-6	0-0	6	3	4	0	2	1	0	17
Ken Hall	3-8	0-1	2	2	6	1	3	0	2	14
Angelo Reynolds	1-3	0-0	0	3	2	0	0	0	0	2
Tom Leifsen	0-1	1-2	4	0	1	0	2	0	0	16
Ted Flick	0-6	6-6	2	3	6	1	1	0	1	15
David Jackson	1-2	4-4	1	0	6	0	3	0	0	8
Ed Kuhl	0-2	0-0	0	0	0	0	1	0	0	3
Tom Condon	0-0	0-0	2	2	0	0	0	0	0	3
Team			2							
<b>TOTALS</b>	<b>24-82</b>	<b>19-24</b>	<b>44</b>	<b>31</b>	<b>67</b>	<b>12</b>	<b>24</b>	<b>2</b>	<b>8</b>	<b>200</b>

Halftime: Michigan State, 50-17

Officials: Buckiewicz, Weiler and Silvester

Attendance: N/A

## NATIONAL CHAMPIONSHIP

### NO. 2 MICHIGAN STATE 75 - NO. 1 INDIANA STATE 64

March 26, 1979 - Salt Lake City, Utah

MICHIGAN STATE	FG	FT	REB	PF	TP	A	TO	B	S	MIN
Michael Brkovich, f	1-2	3-7	4	1	5	1	5	0	0	40
Greg Kelsner, f	7-13	5-6	8	4	19	9	1	2	2	32
Ron Charles, c	3-3	1-2	7	5	7	0	1	0	1	31
Terry Donnelly, g	5-5	5-6	4	2	15	0	2	0	1	39
Earvin Johnson, g	8-15	8-10	7	3	24	5	6	0	1	35
Jay Vincent	2-5	1-2	2	4	5	0	1	0	1	19
Rob Gonzalez	0-0	0-0	0	0	0	0	0	0	0	3
Michael Longaker	0-0	0-0	0	0	0	0	0	0	0	1
Team			2							
<b>TOTALS</b>	<b>26-43</b>	<b>23-33</b>	<b>34</b>	<b>19</b>	<b>75</b>	<b>15</b>	<b>16</b>	<b>2</b>	<b>6</b>	<b>200</b>


INDIANA STATE	FG	FT	REB	PF	TP	A	TO	B	S	MIN
Brad Miley, f	0-0	0-1	3	1	0	0	0	0	0	25
Alex Gilbert, f	2-3	0-4	4	4	4	0	1	1	0	21
Larry Bird, f	7-21	5-8	13	3	19	2	6	1	5	40
Carl Nicks, g	7-14	3-6	2	5	17	4	2	0	1	36
Steve Reed, g	4-9	0-0	0	4	8	9	0	0	0	36
Bob Heaton	4-14	2-2	6	2	10	2	0	0	0	22
Leroy Staley	2-2	0-1	3	2	4	0	0	0	0	18
Rich Nemcek	1-1	0-0	0	3	2	1	1	0	0	2
Team			3							
<b>TOTALS</b>	<b>27-64</b>	<b>10-22</b>	<b>34</b>	<b>24</b>	<b>64</b>	<b>18</b>	<b>10</b>	<b>2</b>	<b>6</b>	<b>200</b>

Halftime: Michigan State, 37-28

Officials: Nichols, Muncy, and Wirtz

Attendance: 15,410

## 1999 FINAL FOUR



Michigan State returned to the NCAA Tournament in 1999 with lofty aspirations. For just the second time in school history, MSU was a No. 1 seed. The Spartans easily handled Mount St. Mary's in the first round, 76-53. The second round was more of a challenge, as the Spartans fought off a stubborn Mississippi squad, 74-66. In the Sweet 16, State took on Oklahoma in a defensive struggle, pulling away late for a 54-46 victory.

In the Regional Final, MSU played national power and defending National Champion Kentucky. Twenty-one years earlier, the Wildcats kept MSU out of the Final Four, defeating the Spartans in the 1978 Regional Final. MSU fell behind early, 17-4, but rallied to close the gap to one at the half. The comeback was completed in the second half as Morris Peterson's 19 points and 10 rebounds led four players in double figures. The Midwest Regional's Most Outstanding Player, Peterson knocked down six straight free throws in the last 30 seconds to clinch a 73-66 win. Peterson was joined on the All-Regional Team by A.J. Granger and Mateen Cleaves.

In its first Final Four appearance since 1979, MSU took on Duke in the semifinal game. The Blue Devils led by only two at half, but cold shooting doomed MSU in the second, falling 68-62.

## NATIONAL SEMIFINAL

## NO. 1 DUKE 68 - NO. 1 MICHIGAN STATE 62

March 27, 1999 - St. Petersburg, Fla.

MICHIGAN STATE	FG	3FG	FT	O-D-R	PF	TP	A	T	B	S	M	IN
Antonio Smith, f	3-7	0-0	0-0	5-5	10	5	6	0	0	0	0	34
Jason Klein, f	2-6	1-3	0-0	1-1	2	5	0	0	0	0	1	14
Andre Hutson, f	6-8	0-0	1-1	1-4	5	2	13	1	1	0	0	24
Mateen Cleaves, g	5-16	2-9	0-2	2-1	3	3	12	10	5	0	1	36
Charlie Bell, g	0-2	0-0	2-4	2-1	3	3	2	1	1	0	0	23
Morris Peterson	6-17	0-2	3-4	4-4	8	5	15	1	0	0	2	30
Thomas Kelley	2-8	0-1	0-0	1-3	4	2	4	0	0	0	1	14
A.J. Granger	2-6	1-3	0-0	1-3	4	2	5	0	1	0	0	20
Doug Davis	0-0	0-0	0-0	0-0	0	0	0	1	0	0	0	5
Team				1-0	1							
TOTALS	26-70	4-18	6-11	18-22	40	24	62	13	9	0	5	200

DUKE	FG	3FG	FT	O-D-R	PF	TP	A	T	B	S	M	IN
Chris Carrawell, f	3-8	1-1	6-12	1-3	4	0	13	1	3	0	0	33
Shane Battier, f	2-5	0-3	1-2	4-2	6	3	5	1	1	2	1	30
Elton Brand, c	7-10	0-0	4-5	4-11	15	4	18	1	3	1	0	29
William Avery, g	6-14	2-4	0-1	1-4	5	0	14	0	4	0	1	35
Trajan Langdon, g	3-9	1-4	0-1	2-4	6	2	7	3	1	0	0	37
Corey Maggette	3-7	0-1	3-6	2-2	4	0	9	0	0	0	0	17
Chris Burgess	0-1	0-0	0-0	2-2	4	0	1	0	2	0	0	12
Nate James	1-2	0-0	0-0	0-0	0	0	2	0	0	0	1	7
Team				0-0	0							
TOTALS	25-56	4-13	14-27	16-28	44	11	68	7	12	5	3	200

Halftime: Duke, 32-30

Officials: David Libbey, Curtis Shaw, John Cahill Attendance: 41,340



FAR RIGHT: Morris Peterson led MSU with 15 points. RIGHT: Andre Hutson scored 13 against All-American Elton Brand. TOP: Tom Izzo and Antonio Smith celebrate a victory over UK in the Midwest Regional Final, advancing to the Final Four. ABOVE RIGHT: Spartan fans enjoyed the Florida sun. ABOVE: Smith scores two points on this emphatic dunk.



## NATIONAL SEMIFINAL

## NO. 1 MICHIGAN STATE 53 - NO. 8 WISCONSIN 41

April 1, 2000 - Indianapolis, Ind.

MICHIGAN STATE	FG	3FG	FT	O-D-R	PF	TP	A TO	B	S	MIN
Andre Hutson, c	3-7	0-0	4-5	6-4-10	2	10	0	3	0	32
Morris Peterson, f	7-15	2-8	4-4	3-4-7	3	20	0	1	0	33
A.J. Granger, f	0-3	0-1	1-2	1-6-7	4	1	1	3	0	32
Mateen Cleaves, g	1-7	0-0	9-11	0-4-4	3	11	1	4	0	36
Charlie Bell, g	2-9	0-3	0-0	2-6-8	2	4	2	2	0	30
Jason Richardson	0-0	0-0	0-0	0-0-0	1	0	0	0	0	10
David Thomas	0-0	0-0	0-0	0-0-0	0	0	0	0	0	3
Mike Chappell	2-4	0-2	1-1	0-0-0	1	5	0	0	2	9
Aloysius Anagnonye	1-1	0-0	0-0	1-1-2	2	2	0	1	0	12
Adam Ballinger	0-0	0-0	0-0	0-1-1	0	0	0	0	1	3
Team				1-2-3						

TOTALS	16-46	2-14	19-23	14-28-42	18	53	4	14	3	200
--------	-------	------	-------	----------	----	----	---	----	---	-----

WISCONSIN	FGA	3FG	FT	O-D-R	PF	TP	A TO	B	S	MIN
Andy Kowske, f	1-2	0-0	0-2	0-0-0	4	2	0	0	4	20
Mike Kelley, f	1-2	0-1	0-0	0-7-7	3	2	3	0	0	30
Mark Vershaw, c	2-11	0-1	1-1	1-1-2	3	5	3	1	0	31
Jon Bryant, g	1-5	0-3	0-0	0-1-1	3	2	1	2	0	27
Roy Boone, g	6-9	1-1	5-6	1-2-3	2	18	0	5	0	25
Charlie Willis	1-4	0-1	0-0	0-1-1	2	2	0	0	0	19
Duany Duany	0-2	0-1	0-0	0-0-0	0	0	0	1	0	11
Maurice Linton	0-4	0-1	0-0	0-1-1	0	0	0	0	2	0
Travon Davis	1-1	1-1	1-2	0-2-2	2	4	1	0	0	10
Kirk Penney	2-3	2-3	0-0	0-2-2	0	6	0	0	0	14
Erik Faust	0-0	0-0	0-0	0-0-0	0	0	0	0	0	1
Robert Smith	0-0	0-0	0-0	0-0-0	0	0	0	0	0	1
Julian Swartz	0-0	0-0	0-0	0-0-0	0	0	0	0	0	1
Team				0-1-1						
TOTALS	15-43	4-13	7-11	2-18-20	19	41	8	11	4	200

Halftime: Michigan State, 19-17

Officials: John Clougherty, Andre Patillo, Tim Higgins

Attendance: 43,116

## NATIONAL CHAMPIONSHIP

## NO. 1 MICHIGAN STATE 89 - NO. 5 FLORIDA 76

April 3, 2000 - Indianapolis, Ind.

MICHIGAN STATE	FG	3FG	FT	O-D-R	PF	TP	A TO	B	S	MIN
Andre Hutson, c	2-4	0-0	2-2	0-1-1	4	6	3	1	0	23
Morris Peterson, f	7-14	3-8	4-6	1-1-2	3	21	5	3	0	32
A.J. Granger, f	7-11	3-5	2-2	2-7-9	2	19	1	2	0	34
Mateen Cleaves, g	7-11	3-4	1-1	0-2-2	1	18	4	2	0	31
Charlie Bell, g	3-6	1-2	2-3	3-5-8	2	9	5	2	0	33
Jason Richardson	4-7	0-0	1-2	1-1-2	1	9	0	0	1	16
Aloysius Anagnonye	0-0	0-0	0-0	2-1-2	4	0	0	2	1	12
Mike Chappell	2-4	1-3	0-0	1-0-1	0	5	0	1	0	7
Adam Ballinger	1-1	0-0	0-0	0-0-0	2	2	0	0	0	7
David Thomas	0-0	0-0	0-0	1-0-1	1	0	1	1	0	5
Brandon Smith	0-0	0-0	0-0	0-0-0	0	0	0	0	0	0
Steve Cherry	0-0	0-0	0-0	0-0-0	0	0	0	0	0	0
Mat Ishbia	0-1	0-0	0-0	0-0-0	0	0	0	0	0	0
Team				1-2-3						
TOTALS	33-59	11-22	12-16	12-20-32	20	89	19	14	1	200

FLORIDA	FG	3FG	FT	O-D-R	PF	TP	A TO	B	S	MIN
Brent Wright, f	5-8	0-1	3-5	4-6-10	4	13	4	1	0	29
Mike Miller, f	2-5	1-2	5-6	1-2-3	0	10	2	2	0	31
Udonis Haslem, c	10-12	0-0	7-7	2-0-2	4	27	0	3	1	28
Teddy Dupay, g	0-4	0-2	0-0	0-0-0	2	0	1	0	0	15
Justin Hamilton, g	0-1	0-1	0-0	0-0-0	1	0	0	0	0	14
Brett Nelson	4-10	3-6	0-0	1-3-4	1	11	3	3	0	26
Matt Bonner	0-3	0-2	0-0	1-2-3	1	0	0	0	0	7
Kenyan Weaks	1-3	1-1	0-0	1-0-1	2	3	1	1	0	22
Donnell Harvey	3-11	0-0	3-4	4-2-6	2	9	0	2	1	16
Major Parker	1-3	1-3	0-0	0-0-0	2	3	2	1	0	12
Team				1-0-1						
TOTALS	26-60	6-18	18-22	15-15-30	19	76	13	13	2	200

Halftime: Michigan State, 43-32

Officials: James Burr, Gerald Boudreaux, David Hall Attendance: 43,116



The 2000 Spartans entered the NCAA Tournament determined to win a National Championship. For the second year in a row, they were a No. 1 seed, led by a trio of experienced seniors, Mateen Cleaves, Morris Peterson and A.J. Granger. The Spartans had little trouble in their first round matchup, holding Valparaiso to 25 percent (13-of-52) shooting in a 65-38 victory. In the second round against Utah, Cleaves scored 21 points to rally MSU from a 35-32 halftime deficit and defeat the Utes, 73-61.

In the Regional Semifinal, MSU took on the fourth-seeded Syracuse Orangemen. SU took a 34-24 halftime lead and led by as many as 11 points with 15 minutes remaining. A halftime locker room tirade by Cleaves must have worked, however, as MSU finished the game by outscoring the Orangemen, 37-9, a run that was capped off with 17 unanswered points. In the Regional Final, No. 2-seed Iowa State held a nine-point lead with a little over five minutes to go. Once again, Michigan State used a late-game rally, outscoring the Cyclones, 23-5, over the final 5:49 in a 75-64 decision. Cleaves, Granger, Peterson and Andre Hutson all found a spot on the All-Regional Team, with Peterson earning Most Outstanding Player honors.


In the Final Four, MSU faced Wisconsin for the fourth time of the season. With a slim 19-17 lead at the break, Peterson took over in the second half, scoring 10 points in a 13-2 run to pull away from the Badgers. Against Florida in the title game, the Spartans opened an 11-point halftime lead. Early in the second half, Cleaves got tangled up with Florida's Teddy Dupay, injuring Cleaves' ankle and forcing him back to the locker room. Leading by six, MSU got five straight points from Mike Chappell and held a bigger lead when Cleaves returned four and a half minutes later. State never looked back, capturing its second National Championship in school history with an 89-76 victory. Cleaves was named Most Outstanding Player of the Final Four and was joined by Charlie Bell, Peterson and Granger on the All-Tournament Team.



ABOVE: The Spartans are presented the 2000 NCAA Championship trophy.



## 2001 FINAL FOUR



## NATIONAL SEMIFINAL

NO. 2 ARIZONA 80 - NO. 1 MICHIGAN STATE 61

March 31, 2001 - Minneapolis, Minn.

MICHIGAN STATE	FG	3FG	FT	O-D-R	PF	TP	A	T	B	S	MIN
David Thomas, f	4-6	0-0	0-0	4-1-5	1	8	2	3	0	1	20
Aloysius Anagnonye, f	0-1	0-0	0-0	1-1-2	4	0	0	0	0	0	8
Andre Hutson, f	9-14	0-0	2-2	2-3-5	2	20	0	2	2	0	37
Charlie Bell, g	1-10	0-6	1-1	1-9-10	1	3	3	5	0	0	36
Jason Richardson, g	2-11	1-4	1-2	1-6-7	2	6	2	2	0	0	28
Marcus Taylor	3-9	1-4	1-2	0-1-1	3	8	2	2	0	1	20
Adam Ballinger	1-1	0-0	0-1	1-1-2	0	2	0	0	1	0	9
Zach Randolph	5-8	0-0	2-4	4-1-5	3	12	0	1	0	0	24
Mike Chappell	0-0	0-0	2-2	0-0-0	1	2	2	0	0	0	12
Brandon Smith	0-0	0-0	0-0	0-0-0	1	0	0	0	0	0	3
Adam Wolfe	0-0	0-0	0-0	0-0-0	0	0	0	0	0	0	1
Jason Andreas	0-0	0-0	0-0	0-0-0	0	0	0	0	0	0	1
Mat Ishbia	0-1	0-0	0-0	0-0-0	0	0	0	0	0	0	1
Team				2-1-3							
TOTALS	25-61	2-14	9-14	16-24-40	18	61	11	15	3	2	200

ARIZONA	FG	3FG	FT	O-D-R	PF	TP	A	T	B	S	MIN
Michael Wright, f	6-10	0-0	1-1	1-2-3	2	13	0	1	1	0	23
Richard Jefferson, f	6-13	3-5	2-4	3-5-8	1	17	2	2	2	0	34
Loren Woods, c	5-13	0-0	1-1	0-8-8	2	11	2	1	3	0	37
Gilbert Arenas, g	4-7	1-2	3-4	1-1-2	2	12	7	1	0	0	27
Jason Gardner, g	6-11	3-7	6-6	0-1-1	1	21	1	1	1	3	38
Eugene Edgersen	3-4	0-0	0-0	3-3-6	1	6	1	0	0	0	17
Luke Walton	0-1	0-0	0-0	0-1-1	0	0	2	2	0	0	16
Justin Wessel	0-0	0-0	0-0	0-0-0	1	0	0	0	0	1	3
Lamont Frazier	0-1	0-0	0-0	0-0-0	1	0	0	0	0	0	4
Travis Hanour	0-0	0-0	0-0	0-0-0	0	0	0	0	0	0	1
Team				0-4-4							
TOTALS	30-60	7-14	13-16	8-25-33	11	80	15	8	7	12	200

Halftime: Arizona, 32-30

Officials: Tim Higgins, Tony Greene, Bob Donato

Attendance: 45,406




**TOP:** The Spartans celebrate a trip to the 2001 Final Four after defeating Temple. **ABOVE:** Jason Richardson soars in for a basket. **FAR RIGHT:** Zach Randolph was MSU's second-leading scorer with 12 points. **NEAR RIGHT:** Charlie Bell appeared in three Final Fours in his Spartan career.

The defending NCAA Champions, Michigan State entered the 2001 NCAA Tournament as a No. 1 seed for the third straight season. The Spartans were missing 58 points from the 2000 title game, but did boast five seniors, including Charlie Bell and Andre Hutson, who earned postseason honors as juniors. MSU easily defeated Alabama State, 69-35, in the first round before handing Fresno State an 81-65 defeat to advance to the Sweet 16 for a fourth-straight year.

In the Regional Semifinal, MSU took on No. 12 Gonzaga. The Bulldogs had a low seed, yet they were also making their third-straight Sweet 16 appearance with a tournament-tested team. Michigan State fell behind early in the second half, but Bell scored 21 points as the Spartans eventually pulled away. In the Regional Final, State faced another surprise team in 11th-seeded Temple. The Spartans held off the Owls thanks in part to a career-high 19 points from David Thomas. For his efforts, Thomas was named to the All-Regional Team, where he joined All-South Regional Most Outstanding Player Charlie Bell. With a 69-62 victory, MSU's NCAA Tournament record of nine straight victories by double figures was snapped, but the Spartans did become the ninth team to appear in three straight Final Fours and only the third since the field was expanded to 64 teams in 1985.

Unfortunately, MSU ran into a hot Arizona squad in Minneapolis. The Wildcats led by just two points at the half, but outscored the Spartans, 48-31, in the second half en route to an 80-61 victory.





No. 5-seed Michigan State opened the 2005 NCAA Tournament against Old Dominion. The Monarchs held a 42-37 halftime lead, but the Spartans mounted a surge in the last nine minutes to claim victory. In the next round, the Spartans used their depth and athleticism to wear down Vermont, 72-61. In the Sweet 16, MSU used a 16-3 second-half run to pull away from Duke in a 78-68 win.

The Regional Final featured a rematch of the 1999 Elite Eight contest between MSU and Kentucky. The Spartans appeared on their way to St. Louis until UK's Patrick Sparks hit a game-tying 3-pointer at the end of regulation. The first overtime could not produce a winner, sending the game into a second extra period, where MSU scored the first five points en route to a 94-88 win. Shannon Brown was named Most Outstanding Player of the Austin Regional after a 24-point performance, joining Maurice Ager and Paul Davis on the All-Regional team.

Making their fourth trip to the Final Four in seven years, the Spartans held a 38-33 halftime lead over North Carolina. With the game tied at 49, the Tar Heels took control with a 12-0 run, ending MSU's season.



## NATIONAL SEMIFINAL

### NO. 1 NORTH CAROLINA 87 - NO. 5 MICHIGAN STATE 71

April 2, 2005 - St. Louis, Mo.

MICHIGAN STATE	FG	3FG	FT	O-D-R	PF	TP	A	T	B	S	MIN
Alan Anderson, f	0-4	0-0	0-0	1-3-4	3	0	0	1	0	1	20
Paul Davis, c	6-16	0-1	2-4	5-10-15	3	14	1	3	1	3	33
Shannon Brown, g	6-14	3-6	0-0	0-1-1	2	15	1	4	0	1	29
Drew Neitzel, g	1-3	0-1	0-1	0-3-3	2	2	3	1	0	0	15
Maurice Ager, g	6-18	2-6-10	1-2	1-2-3	1	24	1	1	1	0	28
Chris Hill	1-6	1-5	0-0	0-1-1	2	3	2	1	0	2	18
Matt Trannon	1-1	0-0	2-2	1-2-3	3	4	0	0	1	1	15
Anthony Hamo	0-0	0-0	0-0	1-0-1	0	0	0	0	0	0	1
Kelvin Torbert	4-11	1-4	0-0	2-3-5	1	9	6	0	1	2	26
Tim Bograkov	0-0	0-0	0-1	1-0-1	1	0	0	0	0	0	6
Drew Naymack	0-1	0-0	0-0	2-2-4	1	0	1	0	0	0	7
Andy Harvey	0-0	0-0	0-0	0-0-0	0	0	0	0	0	0	1
Delco Rowley	0-0	0-0	0-0	0-0-0	0	0	0	0	0	0	1
Team				1-0-1							

TOTALS 25-74 7-23 14-18 15-27-42 19 71 15 12 4 10 200

NORTH CAROLINA	FG	3FG	FT	O-D-R	PF	TP	A	T	B	S	MIN
Jawad Williams, f	9-13	2-5	0-0	1-7-8	1	20	0	0	1	0	23
Rashad McCants, f	7-11	2-3	1-2	2-4-6	1	17	4	3	1	1	28
Sean May, c	9-18	0-0	4-6	2-5-7	2	22	3	3	1	1	31
Raymond Felton, g	6-12	2-6	2-2	1-7-8	2	16	7	5	0	1	35
Jackie Manivel, g	0-1	0-0	0-0	2-1-3	5	0	0	0	0	1	11
Jesse Holley	0-1	0-1	0-0	0-1-1	0	0	0	0	0	0	1
Melvin Scott	0-2	0-2	4-4	0-2-2	1	4	0	0	0	0	16
Reyshawn Terry	1-2	0-1	0-0	0-0-0	0	2	0	0	0	0	3
Quentin Thomas	0-0	0-0	0-0	0-1-1	0	0	1	0	0	0	5
Charlie Everett	0-0	0-0	0-0	0-0-0	0	0	0	0	0	0	1
Wes Miller	0-0	0-0	0-0	0-0-0	0	0	0	0	0	0	1
Marvin Williams	1-6	0-1	0-0	1-7-8	3	2	1	1	1	0	23
David Noel	2-5	0-1	0-3	3-1-4	2	4	2	1	2	1	21
C.J. Hooker	0-0	0-0	0-0	0-0-0	0	0	0	0	0	0	1
Team				1-2-3							

TOTALS 35-71 6-20 11-17 13-38-51 17 87 18 13 6 5 200

Halftime: Michigan State, 38-33

Officials: Bob Donato, Reggie Greenwood, Randy McCall

Attendance: 47,754



LEFT: Edward Jones Stadium was home to the 2005 Final Four. ABOVE: The 2005 Final Four was Tom Izzo's fourth. BELOW (FROM LEFT-RIGHT): Shannon Brown scored 15 points against the Tar Heels. Maurice Ager led all scorers with 24 points. Paul Davis grabbed a game-high 15 rebounds vs. UNC. Kelvin Torbert led MSU with six assists vs. UNC.



# 2009 FINAL FOUR



The Spartans entered the 2009 NCAA Tournament coming off a great regular season, capturing the Big Ten title with a 15-3 league mark and earning a No. 2 seed in the Midwest Regional. MSU opened the tournament with a dominating 77-62 victory over Robert Morris. In the second round, Travis Walton scored a career-high 18 points to push MSU past a talented USC squad, 74-69.

In the Regional Semifinal, the Spartans trailed Kansas by as many as 13 points in the first half, but rallied in the second half. A crucial three-point play by Kalin Lucas in the final minute broke a 60-60 tie and gave MSU a 67-62 victory. Standing between Michigan State and a trip to the Final Four was the tournament's overall No. 1-seed Louisville. Neither team led by more than three points in the first half. Leading 37-36 in the second, MSU went on a 21-7 run to take control of the contest. The Spartans held Louisville to just 38.3 percent shooting from the field. Midwest Regional Most Outstanding Player Goran Suton recorded 19 points and 10 rebounds against the Cardinals in a 64-52 MSU victory.

Having finally reached Detroit, the Spartans faced another No. 1 seed from the BIG EAST Conference, Connecticut. Michigan State made an early statement, jumping out to a 9-2 lead and took a two-point lead into halftime. MSU slowly pulled away in the second half, extending the lead up to 11 in the final four minutes. The Huskies made a last-ditch effort and pulled to within three points in the final 70 seconds, but the Spartans held on for an 82-73 victory.

In the National Championship game, MSU faced its third No. 1 seed of the tournament, North Carolina. The Tar Heels jumped on the Spartans early. MSU attempted to rally in the second half, but eventually fell, 89-72. Suton closed out his career with a 17-point, 11-rebound effort, earning a spot on the All-Tournament Team, while Lucas also earned a spot on the team, averaging 17.5 points and six assists in the Final Four.



**RIGHT:** Seniors Goran Suton and Travis Walton guided MSU to the 2009 championship game.

## NATIONAL SEMIFINAL

NO. 2 MICHIGAN STATE 82 - NO. 1 CONNECTICUT 73

April 4, 2009 - Detroit, Mich.

MICHIGAN STATE	FG	3FG	FT	O-D-R	PF	TP	A	TOBS	S	MIN
Raymar Morgan, f	7-13	0-0	4-6	3-6-9	3	18	1	0	0	30
Delvon Roe, f	2-4	0-0	0-0	4-4-8	2	4	0	0	2	21
Goran Suton, c	2-5	0-1	0-0	2-5-7	4	4	2	3	1	28
Kalin Lucas, g	7-15	3-6	4-6	0-2-2	1	21	5	3	0	33
Travis Walton, g	1-6	0-0	0-0	0-0-0	3	2	8	0	0	23
Idong Ibok	0-0	0-0	0-0	1-1-2	3	0	0	1	0	6
Chris Allen	1-6	0-2	0-0	1-1-2	1	2	0	1	0	9
Durrell Summers	4-9	1-5	1-1	3-3-6	2	10	1	1	0	23
Draymond Green	3-4	0-0	2-4	1-1-2	5	8	1	1	0	12
Korie Lucious	3-8	2-5	3-3	0-0-0	0	11	0	0	0	9
Marquise Gray	1-2	0-0	0-0	1-1-2	1	2	0	1	0	6

CONNECTICUT	FG	3FG	FT	O-D-R	PF	TP	A	TOBS	S	MIN
Jeff Adrien, f	5-10	0-0	3-7	3-4-7	2	13	1	2	2	32
Stanley Robinson, f	5-6	1-1	4-4	3-10-13	3	15	0	5	2	31
Hasheem Thabeet, c	6-13	0-0	5-7	3-3-6	3	17	1	1	2	36
A.J. Price, g	5-20	1-3	4-4	1-5-6	3	15	1	2	0	32
Craig Austrie, g	2-4	0-2	2-2	2-1-3	2	6	2	1	0	37
Donnell Beverly	0-0	0-0	0-0	0-0-0	0	0	0	0	0	2
Draymond Green	3-4	0-0	2-4	1-1-2	5	8	1	1	0	12
Kemba Walker	1-5	0-0	3-9	1-1-2	4	5	2	4	0	20
Gavin Edwards	1-1	0-0	0-0	2-2-4	1	2	1	1	1	10
Team				1-0-1						
<b>TOTALS</b>	<b>25-59</b>	<b>2-6</b>	<b>21-33</b>	<b>16-26-42</b>	<b>18</b>	<b>73</b>	<b>8</b>	<b>16</b>	<b>7</b>	<b>200</b>

Halftime: Michigan State, 38-36

Officials: John Cahill, Leslie Jones, Michael Stuart Attendance: 72,456

## NATIONAL CHAMPIONSHIP

NO. 1 NORTH CAROLINA 89 - NO. 1 MICHIGAN STATE 72

April 6, 2009 - Detroit, Mich.

MICHIGAN STATE	FG	3FG	FT	O-D-R	PF	TP	A	TOBS	S	MIN
Raymar Morgan, f	1-2	0-0	2-2	1-0-1	5	4	0	1	0	19
Delvon Roe, f	1-1	0-0	0-1	2-6-8	3	2	0	1	1	17
Goran Suton, c	7-10	3-4	0-0	3-8-11	3	17	0	3	2	31
Kalin Lucas, g	4-12	0-1	6-8	0-0-0	2	14	7	6	0	35
Travis Walton, g	0-2	0-0	2-2	0-1-1	3	2	3	4	0	24
Idong Ibok	0-0	0-0	0-0	0-1-1	0	0	0	0	0	1
Chris Allen	0-8	0-7	3-5	1-0-1	2	3	1	0	0	17
Austin Thornton	0-1	0-0	2-2	0-3-3	1	2	0	0	0	3
Durrell Summers	4-10	2-6	3-4	2-3-5	1	13	2	2	1	21
Isaiah Dahlman	1-1	0-0	0-0	1-0-1	0	2	0	0	0	1
Draymond Green	2-2	0-0	3-5	2-5-7	3	7	0	2	0	12
Jon Crandell	0-0	0-0	0-0	0-0-0	0	0	0	0	0	1
Korie Lucious	2-5	2-5	0-0	0-0-0	3	6	0	2	0	14
Tom Herzog	0-0	0-0	0-0	0-0-0	0	0	0	0	1	1
Marquise Gray	0-1	0-0	0-0	1-0-1	2	0	0	0	0	3
Team				0-2-2						

TOTALS	22-55	7-23	21-29	13-29-42	28	72	13	21	5	1	200
NORTH CAROLINA	FG	3FG	FT	O-D-R	PF	TP	A	TOBS	S	MIN	
Deon Thompson, f	3-8	0-0	3-4	0-3-3	4	9	0	2	0	0	23
Tyler Hansbrough, f	6-14	0-2	6-10	1-6-7	3	18	2	2	0	0	34
Ty Lawson, g	3-10	0-3	15-18	0-4-4	0	21	6	1	0	8	37
Danny Green, g	2-4	2-3	0-0	2-1-3	5	6	4	2	0	1	24
Wayne Ellington, g	7-12	3-3	2-2	2-2-4	2	19	0	0	0	0	35
Marc Campbell	0-1	0-0	0-0	0-1-1	0	0	0	0	0	0	1
Bobby Frasor	1-2	0-1	0-0	1-0-1	3	2	1	0	0	0	23
Larry Drew II	0-1	0-0	0-0	0-0-0	0	0	0	0	0	0	4
J.B. Tanner	0-0	0-0	0-0	0-0-0	0	0	0	0	0	0	1
Justin Watts	1-2	0-0	0-0	1-0-1	0	2	0	0	0	0	1
Ed Davis	5-7	0-0	1-4	2-6-8	4	11	0	0	0	0	14
Patrick Moody	0-0	0-0	0-0	0-0-0	0	0	0	0	0	0	1
Mike Copeland	0-0	0-0	0-0	0-0-0	0	0	0	0	0	0	1
Tyler Zeller	0-0	0-0	1-2	0-1-1	1	1	0	0	0	0	1
Team	2-0-2										
TOTALS	28-61	5-12	28-40	11-24-35	22	89	13	7	0	9	200

Halftime: North Carolina, 55-34

Officials: Tom O'Neill, Curtis Shaw, Tony Greene Attendance: 72,922







For the second time in six years, Michigan State advanced to the Final Four as the No. 5 seed. The Spartans opened the tournament against New Mexico State. The Spartans led by 16 points in the first half, but NMSU fought back to tie the game in the second half. MSU's defense then forced nine straight misses and the Spartans hit enough free throws to claim a 70-67 victory.

In the second round, MSU faced Maryland. Kalin Lucas suffered a season-ending injury in the first half, but the Spartans still led by 16 points midway through the second half. Of the game's six lead changes, four came in the final 40 seconds. Greivis Vasquez gave Maryland an 83-82 lead with six seconds left. Draymond Green then hustled the ball up court, passing the ball to Korie Lucious at the top of the key, who then nailed the buzzer-beating 3-point-er setting off a wild celebration.

Appearing in their third-straight Sweet 16, the Spartans faced a Northern Iowa team that had just knocked off No. 1 seed Kansas. MSU trailed by four at the half, but once again used strong second-half defense to emerge with a win, holding UNI without a field goal over the final 10:20 of the contest in a 59-52 MSU victory.

Tennessee stood between MSU and a second-straight trip to the Final Four. It started out as an offensive battle, as the game was tied 16-16 just over five minutes in, but turned into a test of defense down the stretch. Durrell Summers hit a 3-pointer with 2:47 left to give MSU a 69-66 lead. But after two Spartan misses and a missed front end of a 1-and-1, Tennessee had the ball in the final seconds with a chance to take the lead. With 11 seconds left, Scotty Hopson was fouled and went to the foul line with UT trailing 69-68. Hopson hit the first but missed the second. Lucious corralled the miss and pushed the ball up court. He passed to Green, who found Raymar Morgan open underneath the basket. Morgan was fouled and made the first free throw to send MSU to the Final Four with a 70-69 victory.

At the Final Four in Lucas Oil Stadium, MSU faced a hometown Butler squad. The Spartans struggled through an off-shooting night, hitting 42.9 percent from the floor and 55.6 percent from the foul line. Butler shot just 30.6 percent from the floor, but connected on 17-of-24 free throws. MSU had the ball down just one point in the final seconds. The ending was somewhat controversial as Green appeared to be fouled on his jumper from the lane, but no call was made, and the Bulldogs hit free throws to secure a 52-50 victory.

## NATIONAL SEMIFINAL

### NO. 5 BUTLER 52 - NO. 5 MICHIGAN STATE 50

April 3, 2010 - Indianapolis, Ind.

MICHIGAN STATE	FG	3FG	FT	O-D-R	PF	TP	A	TOBS	S	MIN
Raymar Morgan, f	2-7	0-1	0-2	1-4	5	4	1	1	1	23
Delvon Roe, f	2-5	0-0	0-0	1-3	4	4	2	3	1	24
Derrick Nix, c	0-0	0-0	0-0	1-0	1	0	1	0	0	5
Durrell Summers, g	6-12	1-3	1-2	2-8	10	1	14	0	2	0 38
Korie Lucious, g	3-6	3-6	3-4	0-2	2	12	4	5	0	1 38
Chris Allen	0-0	0-0	0-0	0-0	0	3	0	0	3	0 16
Austin Thornton	0-1	0-0	0-0	0-1	1	0	1	0	0	0 12
Mike Kebler	0-1	0-0	0-0	1-3	4	0	0	1	0	0 7
Draymond Green	4-9	0-1	4-8	0-6	5	12	1	1	2	1 29
Garrick Sherman	1-1	0-0	2-2	0-0	1	4	0	1	0	0 8
Team	2-0-2									
<b>TOTALS</b>	<b>18-42</b>	<b>4-11</b>	<b>10-18</b>	<b>8-28</b>	<b>36</b>	<b>21</b>	<b>50</b>	<b>11</b>	<b>6</b>	<b>4 3 200</b>

BUTLER	FG	3FG	FT	O-D-R	PF	TP	A	TOBS	S	MIN
Gordon Hayward, f	6-14	3-8	4-6	0-9	2	19	0	4	2	2 39
Willie Veasley, f	3-6	0-3	2-2	4-15	3	6	0	1	0	4 35
Matt Howard, f	1-7	0-0	2-3	2-0	2	4	0	1	0	1 15
Shelvin Mack, g	5-9	2-4	2-3	0-2	2	0	14	1	1	0 1 25
Ronald Nored, g	0-4	0-0	5-6	1-5	6	4	5	2	1	0 3 38
Shawn Vanzant	0-0	0-0	1-2	1-3	4	2	1	0	0	0 18
Zach Hahn	0-3	0-3	0-0	0-0	1	0	0	0	0	0 9
Avery Jukes	1-6	0-3	0-0	1-0	1	2	0	0	0	1 18
Andrew Smith	0-0	0-0	1-2	1-0	1	0	1	0	0	0 3
Team	1-1-2									
<b>TOTALS</b>	<b>15-49</b>	<b>5-21</b>	<b>17-24</b>	<b>11-21</b>	<b>32</b>	<b>17</b>	<b>52</b>	<b>5</b>	<b>8</b>	<b>2 12 200</b>

Halftime: Tied 28-28

Officials: Jamie Luckie, Leslie Jones, Michael Stuart

Attendance: 71,298



**TOP:** Raymar Morgan appeared in two Final Fours as a Spartan. **ABOVE LEFT:** Midwest Regional Most Outstanding Player Durrell Summers led MSU with a double-double against Butler. **ABOVE RIGHT:** Not only did Draymond Green score 12 points against the Bulldogs, he added some strong defense, recording two blocks.



2019 FINAL FOUR

MICHIGAN STATE

POSTSEASON HISTORY

SPARTANS

MSUSPARTANS.COM



NATIONAL SEMIFINAL

NO. 3 TEXAS TECH 61 - NO. 2 MICHIGAN STATE 51

April 6, 2019 - Minneapolis, Minn.

TEXAS TECH	FG	3FG	FT	O-D-R	PF	TP	A	TOBS	S	MIN
Tariq Owens, f	3-4	1-2	0-0	0-4-4	2	7	0	0	3	22
Norense Odiase, f	0-0	0-0	2-4	3-6-9	3	2	2	0	0	24
Matt Mooney, g	8-16	4-8	2-2	0-3-3	3	22	1	1	0	36
Jarrett Culver, g	3-12	1-3	3-6	0-5-5	3	10	2	3	1	33
Davide Moretti, g	2-6	1-4	0-0	0-2-2	1	5	0	2	0	38
Kyler Edwards	2-5	1-2	1-1	0-4-4	3	6	1	0	0	19
Brandone Francis	4-8	1-4	0-0	0-2-2	3	9	2	0	0	25
Deshawn Corprew	0-0	0-0	0-0	0-1-1	0	0	0	1	0	3
Team	0-0-0			0-1-0						
TOTALS	22-51	9-23	8-13	3-27-30	18	61	8	7	4	200

MICHIGAN STATE	FG	3FG	FT	O-D-R	PF	TP	A	TOBS	S	MIN
Aaron Henry, f	3-3	1-1	4-4	1-2-3	2	11	0	0	0	26
Xavier Tillman, f	2-6	1-1	2-3	3-5-8	4	7	1	2	1	36
Kenny Goins, f	0-4	0-4	0-0	1-7-8	1	0	2	1	1	34
Cassius Winston, g	4-16	2-8	6-6	0-2-2	4	16	2	4	0	40
Matt McQuaid, g	4-11	3-7	1-2	0-2-2	2	12	1	1	0	37
Foster Loyer	0-0	0-0	0-0	0-0-0	0	0	0	0	0	0+
Gabe Brown	0-3	0-3	0-0	1-4-5	0	0	0	0	0	14
Thomas Kithier	0-0	0-0	0-0	0-0-0	0	0	0	0	0	0+
Nick Ward	2-4	0-0	1-3	1-3-4	2	5	0	2	0	13
Team				1-3-4						
TOTALS	15-47	7-24	14-18	8-28-36	15	51	6	11	2	200

Halftime: Texas Tech, 23-21  
Officials: Bo Boroski, Jeff Anderson, Doug Shows  
Attendance: 72,711



NCAA East Regional Most Outstanding Player Cassius Winston averaged 18.4 points and 6.6 assists in five games.



Michigan State advanced to its nation's-best eighth Final Four in the last 21 seasons. In the first round, Cassius Winston scored a game-high 26 points to lead three players in double figures as MSU defeated Bradley, 76-64. The second round brought a familiar foe, as the Spartans matched up against fellow Big Ten Conference school Minnesota. Xavier Tillman scored a team-high 14 points as six players had at least nine points and MSU opened up a 14-point halftime lead (33-19) en route to a 70-50 win. The Spartans limited Minnesota to 30.5 percent shooting, including 21.9 percent in the first half, to reach the Sweet 16 for the 20th time in program history and for the 14th time under Head Coach Tom Izzo.

In the East Regional, the Spartans scored the first eight points of the game and never trailed in an 80-63 win over No. 3 seed LSU. Freshman forward Aaron Henry scored a career-high 20 points and had eight rebounds, classmate Gabe Brown added 15 points and Winston finished with 17 points and eight assists as the Spartans reached the Elite Eight for the 10th time in program history. In the East Regional Final, Kenny Goins hit the go-ahead 3-pointer with 34 seconds left to give MSU a 68-67 win over top-seeded Duke as the Spartans reached their 10th Final Four. Winston had 20 points and 10 assists, while Tillman added 19 points and nine rebounds. Winston was named the East Regional Most Outstanding Player and Tillman was selected to the East Regional All-Tournament Team.

In the National Semifinal, MSU struggled to find its offensive rhythm in a 61-51 loss to Texas Tech. The Spartans cut the lead to 52-51 with 2:54 left, but did not score again as the Red Raiders pulled away. Winston led the way with 16 points, while McQuaid added 12 points and Henry finished with 11 points.





MEDIA  
& INFO

# UNIVERSITY ADMINISTRATION

## Board Of Trustees



**DIANNE BYRUM**  
Chair - Onondaga



**DAN KELLY**  
Vice Chair - Clarkston



**MELANIE FOSTER**  
East Lansing



**RENE KNAKE JEFFERSON**  
East Lansing



**PAT O'KEEFE**  
Troy

For biographical information, visit <http://trustees.msu.edu>



**BRIANNA T. SCOTT**  
Muskegon



**KELLY TEBAY**  
Pittsfield Township



**REMA VASSAR**  
Detroit

## SAMUEL L. STANLEY JR., M.D. President | Michigan State University



Samuel L. Stanley Jr., M.D., was selected by the Michigan State University Board of Trustees as MSU's 21st president, effective Aug. 1, 2019. Since his arrival at MSU, Dr. Stanley has moved decisively to ensure the university is a safe, respectful and welcoming place for all. Student success and well-being and continuing to grow MSU's extraordinary regional and global impact are his top priorities.

His infectious disease research background has informed MSU's response to the COVID-19 pandemic as he leads the university's work to safely advance its mission of education, research and outreach.

Stanley launched a comprehensive strategic planning process for the university, created a diversity, equity and inclusion planning committee and appointed two relationship violence and sexual misconduct expert advisers. He has overseen several changes in the institution's administration, organization and programs to improve services,

operations and accountability.

Continuing to expand the university's research enterprise is another priority. MSU's research portfolio totaled \$725 million in 2019 expenditures. MSU's \$730 million Facility for Rare Isotope Beams is planned to begin scientific user operations ahead of schedule and on budget in 2022. Operating at the frontiers of nuclear science, it will yield insights into the nature of the universe as well as practical discoveries to enhance everyday life. FRIB reached a milestone in 2020 when the U.S. Department of Energy designated it a DOE Office of Science user facility.

A researcher, patent holder and former technology transfer executive, Stanley supports academic and industry collaborations to leverage both their economic impact and the potentially enormous contributions they can make to society.

Stanley also reorganized oversight of the university's three medical colleges and its clinical services into a health sciences entity. And, in January 2021, MSU signed a 30-year agreement with the Henry Ford Health System in Detroit to foster groundbreaking research, best-in-class cancer care and health care professional diversity while improving

access in traditionally underserved communities. In another collaborative relationship, MSU and Apple Inc. agreed to partner on a Developer Academy in Detroit, the company's first such skills development facility in the United States.

Active in higher education organizations, Stanley sits on the boards of the Association of Public and Land-grant Universities, the University Innovation Alliance and the Michigan Association of State Universities. He is an engaged member of Michigan's University Research Corridor, Business Leaders for Michigan and the Association of American Universities, having served previously on the AAU board. Stanley holds appointments to the Michigan Employment Relations Commission's Health Care Advisory Committee and the McKinsey & Company Taskforce on Higher Education and Opportunity. He also is a past member of the NCAA Board of Directors and NCAA Board of Governors.

Born in Seattle, Stanley earned a Bachelor of Arts in biological sciences (Phi Beta Kappa) from the University of Chicago. After earning his medical degree from Harvard Medical School, he completed resident-physician training at Massachusetts General Hospital and then went to Washington University in St. Louis for a School of Medicine fellowship in infectious diseases. There, he became a professor in the departments of medicine and molecular microbiology, recognizing the collaborative nature of his research.

A distinguished biomedical researcher, Stanley was one of the nation's top recipients of support from the National Institutes of Health for his research focusing on enhanced defense against emerging infectious diseases. He is an expert in the biological mechanisms that cells employ when responding to infectious agents.

Stanley has served as chair of the National Science Advisory Board for Biosecurity, which advises the U.S. government on issues related to the communication, dissemination and performance of sensitive biological research. He was a member of the National Advisory Allergy and Infectious Diseases Council at the NIH and a member of the NIH director's Blue Ribbon Panel on the National Emerging Infectious Diseases Laboratories. He also served as an ambassador for the Paul G. Rogers Society for Global Health Research and has received an honorary doctorate in science from Konkuk University in South Korea.

Prior to becoming MSU's president, Stanley served as president of Stony Brook University on Long Island in New York. At Stony Brook, he focused on improving campus diversity and student success and elevated the university's research profile by supporting a new institute for artificial intelligence. He chaired the board of Brookhaven Science Associates, which manages Brookhaven National Laboratory on behalf of the U.S. Department of Energy.

President Stanley's wife, Ellen Li, M.D., Ph.D., is a distinguished biomedical researcher and gastroenterologist. In addition to her roles as a clinician and scientist, Dr. Li has tutored students in chemistry and mentored many students interested in biomedical research. Dr. Stanley and Dr. Li have four adult children.

## Alan Haller | Athletics Director



A professional administrator with more than 20 years of experience in athletics, law enforcement and higher education, Alan Haller was appointed Vice President and Director of Intercollegiate Athletics on Sept. 1, 2021, by Michigan State University President Samuel L. Stanley Jr., M.D.

A former MSU football player and member of the track and field team as well as a former cornerback in the NFL, Haller joined MSU Athletics in 2010, following a 13-year career with the MSU Department of Police and Public Safety. He is credited with being part of the successful efforts to recruit MSU's all-time winningest coach Mark Donantonio and current MSU head football coach Mel Tucker. He also championed the addition of the department's inaugural chief diversity officer, Ashley Baker.

Haller was promoted to Deputy Athletic Director in 2019 after serving as the Chief of Staff and Senior Associate Athletic Director the previous three years.

As a member of the department's senior executive staff, Haller's career in athletics placed him in numerous leadership positions. Now in his 11th year overall with MSU Athletics, Haller's role as Assistant Vice President and Deputy Athletic Director had him responsible for coordination of external relations, capital projects, athletics facilities, and event management. He assisted with the department financial planning and management of the budget, led the facilities planning team, oversaw coordination and completion of a facility master plan, and supervised all athletics construction projects in addition to being a senior advisor to the Athletic Director.

Haller has extensive experience working directly with teams as a sport administrator, including football. He also has led coaching search committees, including playing a prominent role in the hiring of football head coach Mel Tucker in February 2020. Haller previously led the senior staff/sport administrator group responsible for administration of all varsity sports and provided leadership, direction, and supervision to sport supervisors.

As the head administrator of the external relations team, Haller worked closely with athletic communications, marketing and the Spartan Fund to coordinate all aspects of planning, implementation, execution and measurement of the goals and objectives of the department's external units.





Haller also works directly with campus leadership in providing guidance to the department on a wide range of issues, including serving as a liaison to the General Counsel's Office, Office of Institutional Equity, Residential and Hospitality Services, Student Affairs, and student governing organizations. He led the reopening/return to campus planning for Athletics Department in 2020 and is currently on committees for the Reopening Campus Taskforce; Community Relations Committee; Race, Diversity and Inclusion Group; and the Clery Compliance Committee.

A former Spartan football letterwinner, Haller's relationships with current and former student-athletes continues to be an important asset for the athletic department and the overall well-being of the student-athletes. He also helps manage student-athlete conduct and accountability.

Haller joined the athletic department as an Associate Athletic Director in 2010. In 2015, he was promoted to Senior Associate Athletic Director, and added Chief of Staff to his title in 2017.

Haller led the transition of the Varsity 'S' Club into being a fully integrated part of the MSU Athletics Department when he was named the executive director in January 2013. The Varsity 'S' Club previously was run entirely by volunteer Spartan letterwinners. With the utilization of the resources of the athletics department, the collaboration has enhanced the club's ability to gather and engage all Spartan letterwinners through more involved interaction.

Prior to his appointment in athletics, Haller was a 1st Lt. for the MSU Police Department and served on the force for 13 years. While serving as a 1st Lt. for the MSU Police Department, Haller was in charge of the Uniform Division, which is the largest component of the department.

A four-year letterman as a cornerback for Coach George Perles from 1988-91, Haller earned honorable mention All-Big Ten honors as both a junior and senior and made three postseason bowl appearances with the Spartans (1989 Gator, 1989 Aloha and 1990 John Hancock). The former Lansing (Mich.) Sexton star, who also lettered in track at MSU, was selected by the Pittsburgh Steelers in the fifth round of the 1992 National Football League Draft. Haller spent three seasons in the NFL, playing for Cleveland (1992), Pittsburgh (1992-93) and Carolina (1995).

During the football coaching search in 2006, Haller played a key role in the hiring process of Mark Dantonio, who went on to become the winningest coach in Spartan history, joining former MSU Athletics Director Ron Mason, head men's basketball coach Tom Izzo, and Mark Hollis on the selection team.

Haller holds a bachelor's degree in criminal justice from Michigan State and a master's degree in human resources from Central Michigan.



#### WHAT THEY'RE SAYING ABOUT ALAN HALLER...

Tom Izzo, Michigan State Men's Basketball Head Coach:

"Alan Haller is a Spartan through and through and I am thrilled that he has been selected as the Athletic Director at Michigan State. I've known Alan since he played for George Perles, followed his pro career and worked with him when he was a police officer. His leadership and the class in which he handles himself always impressed me. He has served Michigan State Athletics in a variety of roles and has a great understanding of who we are and what we need as we move forward to shape our department and to keep us at the forefront of college athletics. He is someone who will make sure that our athletics program is student-athlete centered, coach driven and administrator assisted. I am very excited to have Alan lead an athletics program that he loves so much and I will do everything I can to assist him and ensure the continued success of Michigan State Athletics. Congratulations Alan and thank you for the work you've done and the leadership you'll provide to us as we move Michigan State Athletics to an even higher level."

Mel Tucker, Michigan State Football Head Coach:

"Alan Haller has been associated with MSU for nearly 35 years. He is a Spartan for life and has rightfully earned a great deal of respect and credibility from his peers. He understands what it takes to be successful at this level and that's exactly what is needed in this role."

"In order to have a championship culture, you have to have the right people in the right seats. It's the same way we work on the field when choosing players and positions, they not only have to want it, but they have to live it, and Alan does."

"Alan has tremendous leadership qualities and has had a way of bringing people together over the years. He has the vision and progressive mindset that I admire in a leader. The Spartan family is strong and ready to build a solid foundation toward a better future."

Suzu Merchant, Michigan State Women's Basketball Head Coach:

"Alan is the definition of a true Spartan. He has shown the ability to listen, lead and act to improve our athletics department for more than a decade. He is someone who has demonstrated consistency in his character, integrity, and passion for all things Michigan State. He will do a tremendous job leading our department today and into the future challenges that college athletics will face. I am truly excited for this opportunity for Alan, his family, and the great Spartan Nation."

Stacy Slobodnik-Stoll, Michigan State Women's Golf Head Coach:


"Alan is a true Spartan; he is genuine, hard-working and passionate about Michigan State University. We all look forward to Alan leading our department into the future, ensuring the success of our sports programs and our student-athletes."

Mark Dantonio, Winningest Coach in MSU Football History:

"I'm very excited for Alan Haller and Michigan State University today. I worked very close with Alan for the last number of years. He has excellent communication skills and good relationships with the donors, the administration and former student-athletes. He's also a former student-athlete who has played at the highest level, both at Michigan State and in the NFL."

"Alan's experience as a police officer put him in touch with the university community, and he's been in pressure situations where he's had to make rapid and tough decisions. He's trustworthy and a man of integrity. Alan has been in a position of leadership for many years and he's well-equipped for the job. He is a Spartan and will see this job as an opportunity of a lifetime."

## BRESLIN CENTER INFORMATION



The Jack Breslin Student Events Center, one of the premier facilities in the country, serves as home to the Michigan State Spartans. Opened in November of 1989, it seats 14,797 for basketball.

The facility is named in honor of "Mr. MSU," Jack Breslin, who prior to his death in August of 1988, was a senior consultant to former MSU President Dr. John DiBaggio. Breslin was the captain and most valuable player of the 1945 football team. He also earned varsity letters in baseball and basketball and was the 1946 senior class president. He worked for the university for more than 30 years, serving since 1969 as vice president for administration and public affairs before retiring in 1986.

A \$50 million Breslin Center renovation project began in January 2016, and opened in October 2017. These renovations included expanding the concourse, improving bathroom facilities and an expansion that houses the Tom Izzo Hall of History, as well as the Draymond Green Strength and Conditioning Center and an alumni locker room for the men's and women's basketball programs.

In summer of 2011, an LED video board and fascia ribbon board were installed. In 2014, new LED lights were installed, providing an enhanced viewing experience for fans, as well as increasing energy efficiency.

\* Twenty-two of the 25 NCAA Champions since 1995 have played a game at the Breslin Center during Tom Izzo's head coaching career.

\* From 1998-2002, the Spartans won 53 straight games at the Breslin Center establishing a Big Ten record.

\* Entering the 2021-22 season, the Spartans are 374-53 (.876) at Breslin Center under Tom Izzo.



## BRESLIN CENTER YEAR-BY-YEAR

Year	Overall			Big Ten		Total	Attendance	Average
	W-L	Pct.		W-L	Pct.			
1989-90	14-2	.875		8-1	.889		237,720	14,858
1990-91	12-2	.857		7-2	.778		209,066	14,933
1991-92	13-2	.867		7-2	.778		217,957	14,530
1992-93	9-5	.643		4-5	.444		207,423	14,816
1993-94	12-3	.800		7-2	.778		205,264	13,684
1994-95	14-1	.933		8-1	.889		236,627	14,789
1995-96	10-5	.667		6-3	.667		199,659	13,311
1996-97	13-4	.765		6-3	.667		222,858	13,109
1997-98	12-3	.800		7-1	.875		208,694	13,913
1998-99	14-0	1.000		8-0	1.000		204,272	14,591
1999-2000	14-0	1.000		8-0	1.000		205,226	14,659
2000-01	16-0	1.000		8-0	1.000		236,144	14,759
2001-02	15-2	.882		6-2	.750		250,903	14,759
2002-03	14-2	.875		8-0	1.000		236,144	14,759
2003-04	12-2	.857		7-1	.875		206,626	14,759
2004-05	14-1	.933		7-1	.875		221,385	14,759
2005-06	12-2	.857		6-2	.750		206,626	14,759
2006-07	18-1	.947		7-1	.875		280,421	14,759
2007-08	17-0	1.000		9-0	1.000		250,903	14,759
2008-09	12-2	.857		7-2	.778		206,626	14,759
2009-10	15-2	.882		7-2	.778		250,903	14,759
2010-11	12-3	.800		7-2	.778		221,955	14,797
2011-12	17-1	.944		8-1	.889		266,346	14,797
2012-13	16-1	.941		8-1	.889		251,549	14,797
2013-14	12-4	.750		6-3	.667		236,752	14,797
2014-15	12-4	.750		6-3	.667		236,752	14,797
2015-16	14-2	.875		7-2	.778		236,752	14,797
2016-17	14-2	.875		8-1	.889		236,752	14,797
2017-18	16-1	.941		8-1	.889		251,549	14,797
2018-19	15-1	.938		9-1	.900		236,752	14,797
2019-20	12-3	.800		8-2	.800		221-955	14,797
2020-21	12-3	.800		7-3	.700		557	37
<b>Totals</b>	<b>434-66</b>	<b>.868</b>		<b>231-51</b>	<b>.823</b>		<b>7,113,915</b>	<b>14,228</b>



## GILBERT PAVILION/TOM IZZO HALL OF HISTORY

The Michigan State Athletics Department officially opened the Gilbert Pavilion and the Tom Izzo Hall of History on October 20, 2017 in a ceremony at the Breslin Center.


The project was funded by private donations, including large contributions from Dan & Jennifer Gilbert and from Bob & Julie Skandalaris, with the gifts designated to the Breslin Center addition.

The addition features the Tom Izzo Hall of History, the Draymond Green Strength and Conditioning Center, a new ticket box office, a championship display, a recruiting lounge, alumni locker room and interactive areas that enhance the fan experience for the more than 500,000 people attending events each year.

At the ceremony for its opening, Gilbert introduced Izzo, saying that there is "nobody who leaves a room that Tom Izzo is in and doesn't feel better after he walks out."

"There have been a lot accolades sent my way, and I look and I see Mateen (Cleaves) here and I see Andre Hudson and David Thomas, Thomas Kelly, Paul Davis is here," Izzo said. "But it was Mateen and his group who took a chance on me when I was a nobody and made me a somebody. It wasn't what I did, it was what they did.

"Now I have a building that the inside of it is named after me and my newest superstar, my blue-collar superstar as I call Miles (Bridges), had a press conference in the spring and he said, 'It's not about me, it's about us.' And he's right, this isn't about me, it's about us."





## MEDIA INFORMATION

### Working Facilities & Press Credentials

With local, university and Big Ten restrictions in place due to the COVID-19 pandemic, there will be limited access and space available to the media for the 2021-22 season. These policies are in place to provide the safest possible environment for student-athletes, staff and media members in Breslin Center.

The MSU Athletic Communications office will update media members throughout the season on any changes in protocols.

The media policies in place for the 2021-22 season include:

- Per Michigan State University protocol, face coverings must be worn by everyone indoors and outdoors while you are on property owned or governed by MSU and while participating in MSU-related or MSU-sponsored activities. For more information, please visit <https://msu.edu/together-we-will/keeping-spartans-safe/>
- Media seating will be on concourse level platforms this season. There will NOT be access to the arena level or mezzanine level. Your seat for the game will be your seat for postgame interviews and workspace.

### Radio & Television

Origination for television is located at press row on the west side of the court. Production trucks can enter the facility through the tunnel at the south end of the building after contacting Matt McCulloch at (517) 884-0034. All radio broadcasts will be from the concourse level, pending space.

### Photographers

Photographers and videographers will have limited access to shoot photos and video from the lower bowl on game day; complete details are still being finalized, but there will not be arena level access. A work space for photographers and videographers will be located on the Breslin Center concourse across from section 126.

### Parking

All media parking will be located in Lot 63 (Breslin Center Lot – enter off Harrison Road). If granted a media credential, parking information will be emailed to you.

### Internet Access

Wireless Internet is available for the working media in the Breslin Center. The wireless password will be sent via e-mail to media members covering the game.

### Services

Programs, game notes and other relevant information will all be available on the Michigan State Athletics website or sent via e-mail. Live stats will be available at [michiganstate.statbroadcast.com](http://michiganstate.statbroadcast.com).

### MSU On The Internet

Visit the official Michigan State Athletics home page at [www.msuspartans.com](http://www.msuspartans.com). The latest Spartan basketball game notes can be found in PDF format. The site also offers up-to-date information on all of MSU's 25 varsity sports.

### Postgame Interviews

There will be no in-person media interviews on game day; all interviews with student-athletes and coaches will be conducted virtually following the game. Media will have access to record post-game press conferences and a downloadable link will be provided to the media following the conclusion of post-game interviews. For media not attending the game due to space restrictions, information will also be emailed to access the post-game press conferences.

### Pro Scouts

Due to space constraints, MSU does not provide media seating for professional scouts. However, scouts may secure single-game tickets for Spartan home games through the MSU Basketball Office by e-mailing Director of Basketball Operations Garrett Briningstool ([brining2@ath.msu.edu](mailto:brining2@ath.msu.edu)).

### Press Conference

Head Coach Tom Izzo will be available weekly and prior to games via Zoom at select days throughout the season. Contact the athletic communications office for specific details. Date/time subject to change.

### Interviews

Media wishing to set up appointments with Tom Izzo should contact men's basketball SID Mex Carey. Mornings are Izzo's best time for interviews. All interviews with players must be arranged through the athletic communications office. No interviews may be conducted with a Spartan player on the day of a game. Player interviews are arranged post-practice on selected days.

### NCAA Credentials

According to NCAA regulations, media wishing to be credentialed for the 2021 NCAA Tournament through Michigan State must attend 90 percent of Spartan home games.

## ATHLETIC COMMUNICATIONS

550 South Harrison Road  
East Lansing, Mich. 48823  
Phone: (517) 355-2271



**MEX CAREY**  
Assoc. Dir. Ath. Comm.  
Men's Basketball Contact  
[carey@ath.msu.edu](mailto:carey@ath.msu.edu)



**MATT LARSON**  
Assoc. AD/Communications  
[larson@ath.msu.edu](mailto:larson@ath.msu.edu)

<b>Matt Larson</b>	Associate AD/Communications
<b>Jamie Baldwin</b>	Athletic Communications Director
<b>Mike "Mex" Carey</b>	Associate Director
<b>Ben Phlegar</b>	Associate Director
<b>Kara Fisher</b>	Assistant Director
<b>Zach Fisher</b>	Assistant Director
<b>Emily Jadway</b>	Intern
<b>Marshal Filipowicz</b>	Intern
<b>Paulette Martis</b>	Office Coordinator
<b>Nick Baker</b>	Director of Digital Production
<b>Ben Owen</b>	Senior Broadcast Producer
<b>Clay Woodard</b>	Creative Content Specialist
<b>Andrew Constans</b>	Asst. Dir., Digital Production
<b>Bob Armstrong</b>	Director of Video Systems
<b>Renae Weaver</b>	Asst. Dir., Digital Production
<b>Matt McCulloch</b>	Video Producer/BTN Student U
<b>Jake Huber</b>	Producer
<b>Terrace Myles</b>	Producer
<b>Kyle Barnes</b>	Digital Media Specialist

## SPARTAN SPORTS NETWORK



Michigan State Athletics and Fox Sports College Properties announced in August 2020 a new partnership with TCF Bank to rebrand the statewide Spartan Sports Network as the TCF Bank Spartan Media Network. In addition, long-term extensions were announced with the three flagship markets: Lansing's WMMQ-FM 94.9 / WJIM 1240-AM and WVFN 730-AM, Detroit's WJR 760-AM and in Grand Rapids WBFX-FM 101.3. The TCF Bank Spartan Media Network is the largest and most expansive radio network in the state of Michigan and extends its programming nationally and worldwide via partnerships with Sirius XM and TuneIn Radio.

Will Tieman is in his 25th season as the play-by-play voice of the Spartans. A 2013 inductee into the Michigan Broadcasting Hall of Fame, he is also the 2012 recipient of the prestigious Ty Tyson award presented by the Detroit Sports Broadcasters Association. He has received 11 "Best Network Play-by-Play" awards from the Michigan Association of Broadcasters and served as the president of the Detroit Sports Broadcasters Association for two years. Tieman hosts the daily three-minute Network radio series "Timeout with Tom Izzo," as well as the weekly Tom Izzo Show. Tieman began his play-by-play career as the Football and Basketball voice of Miami (Ohio) University. His career has spanned radio and television, which includes 16 years of radio work from the Indianapolis Motor Speedway, hosting the Big Ten conference series "This Week in College Basketball," and has served as the play-by-play voice on numerous national broadcasts of bowl games and college all-star events. Tieman is a long-time member of the United States Basketball Writers Association.

Former Spartan Matt Steigenga is in his 14th year providing commentary. Steigenga was a four-year letterwinner at MSU, totaling 1,296 points in his Spartan career, ranking 24th in MSU history. He finished his career as MSU's all-time leader in blocks (97; now ranks 11th), and started 123 of the 124 games in which he played, ranking tied for third in MSU history in career games started.

Dalton Shetler is in his sixth season with the Spartan Media Network, serving as the Broadcast Host. He also is one of the co-hosts of "The Kick-Off Show", part of the networks MSU Football presentation. For three years he hosted "The Morning Show" heard daily on WVFN-AM Lansing, MI. Shetler started his career with the Regional Radio Sports Network, where he did play-by-play for football, basketball, hockey and other athletics, while also covering Notre Dame Football. Shetler graduated from and played basketball for Goshen College.

In May of 2019, the Network became the most honored radio network in the state of Michigan, at the Michigan Association of Broadcasters annual Broadcast Excellence Awards dinner, for the 13th year in a row. The Spartan Sports Network reaches 100 percent of the state's population, covering the state's 10 largest markets.

## NETWORK AFFILIATES

Adrian	The Cave (FM 96.5)
Alma	WQBX (FM 104.9)
Alpena	WKJZ (FM 94.9)
Bad Axe	WLEW (AM 1340)
Battle Creek	WBCK (FM 95.3)
Benton Harbor/South Haven	WCSY (FM 103.7)
Cheboygan/Onaway	WWMK (FM 106.3)
Detroit	WJR (AM 760)
Flint	WWCK (AM 1570)
Gaylord	WMJZ (FM 101.5)
Grand Haven/Muskegon	WGHN (FM 92.1)
Grand Rapids	WBFX (FM 101.3)
Grayling	WGRY (FM 101.1)
Hastings	WBCH (FM 100.1)
Iron Mountain	WZNL (FM 94.3)
Jackson	FOX Sports (FM 101.9)
Lansing	WJIM (AM 1240 & FM 106.9)
	WMMQ (FM 94.9)
Ludington/Manistee	WLDN (FM 98.7)
Marquette/Ishpeming	WRUP (FM 98.3)
Midland	WLUN (FM 100.9)
Munising	WQXO (AM 1400)
	WQXO (FM 97.7)
Ontonagon	WUPY (FM 101.1)
Petoskey	WJML (AM 1110)
Port Huron	WPHM (AM 1380)
Rogers City	WHAK (AM 960)
Saginaw	WILZ (FM 104.5)
Tawas City	WQLB (FM 103.3)
Traverse City	WJZQ (FM 92.9)

Note: Radio affiliate listing as of Oct. 21 and is subject to change. Sirius/XM Radio; streaming for games and weekly press conferences available at [msuspartans.com](http://msuspartans.com); Mobile App for iPhone and Android.

### The Tom Izzo Show

The Spartan Media Network will produce and distribute Tom Izzo's weekly radio show Monday nights from 7-8 p.m. The Spartan Sports Network, featuring 31 affiliates throughout the state, will broadcast the show from Reno's East (1310 Abbot Road) in East Lansing. Coach Izzo provides an in-depth look at the Michigan State basketball program, and is joined by host Will Tieman. The Tom Izzo Show can be heard across the state of Michigan on the Spartan Sports Network, including in Lansing (WMMQ-FM 94.9/WJIM-AM 1240/106.9), Grand Rapids (WMAX-FM 96.1) and Detroit (WJR-AM 760).

### Spartan Basketball All-Access

From the locker room to the classroom to tip off each week, "Spartan Basketball All-Access" takes viewers behind-the-scenes, beyond the court and into the lives of the Michigan State student-athletes competing for excellence. Go inside the world of the storied basketball program and follow the journey of coaches and players as the season unfolds.

"Spartan Basketball All-Access" is produced by the Emmy award-winning Spartan Vision team. The show debuts Mondays beginning January 1 on Fox Sports Detroit, with re-airs throughout the week.

# BIG

Big Life. Big Stage. Big Ten.

Since its inception in 1896, the pursuit and attainment of academic excellence has been a priority for every Big Ten member institution. But maintaining the conference's standard of competing at the highest level in athletics also endures as an important component of the Big Ten's identity. Striking that balance between academics and athletics is integral to the Big Ten's identity. Recognized as one of intercollegiate sports' most successful undertakings, the Big Ten strives for success from its students not only on the field and in the classroom, but around the world as well.

## Premier Academic Institutions

The Big Ten Academic Alliance is an academic consortium of all 14 Big Ten universities, which is widely considered to be the model for effective and voluntary collaboration among top research universities.

Every Big Ten Academic Alliance institution ranks among the top 70 universities in the nation according to the 2021 Academic Ranking of World Universities, including six in the top 30.

The Big Ten leads all conferences with more than 1,800 Academic All-Americans, including a Big Ten-record 56 honorees during the 2020-21 academic year.

Big Ten Academic Alliance schools annually conduct \$10 billion in funded research, \$5 billion more than any other conference.

## A History of Athletic Success

Big Ten schools have won at least five national championships in 23 of the last 27 years, averaging nearly seven per year during that span.

Since the 2008-09 academic year, current Big Ten institutions have claimed 80 team national championships in 22 different sports.

## Broad-Based Programming

The Big Ten will administer more than \$240 million in direct financial support to more than 9,800 students competing in intercollegiate athletics for more than 11,000 participation opportunities on 350 teams in 42 different sports.

The Big Ten sponsors 28 official conference sports, 14 for men and 14 for women, including the addition of men's ice hockey and men's and women's lacrosse in this decade.

The Big Ten leads the nation in total students competing in intercollegiate athletics and participation opportunities, and sponsors more official sports than all conferences except the Ivy League.

More than 1,500 Big Ten competitors have participated in the Olympics, winning more than 500 medals, including more than 200 gold. The Big Ten Conference enjoyed its finest performance at a single Olympic Games during the 2020 Summer Olympics in Tokyo, Japan, as athletes with Big Ten ties set conference records by earning 51 total medals and 22 gold medals during the 17-day competition. All 14 Big Ten member schools had an athlete win at least one medal in Tokyo, also a first in conference history.

## Passionate Following

The Big Ten leads all conferences with 6.4 million alumni and nearly 580,000 students.

Each year more than 11 million patrons attend Big Ten home contests, as the conference has led the nation in attendance for men's basketball, ice hockey, volleyball and wrestling.

## Leaders In Innovation

Took part in the nation's first bowl game, winning the 1902 Rose Bowl Game, and signed an exclusive contract with the Tournament of Roses in 1946, making it the first bowl with permanent conference affiliations.

Awarded the first Big Ten Medal of Honor in 1915, honoring outstanding seniors who demonstrated excellence in academics and athletics.

Formed the Big Ten Advisory Commission in 1972, enlisting former students that competed in conference athletics to serve as liaisons to the NCAA's Diversity and Inclusion Department, the Big Ten Student-Athlete Advisory Commission and other organizations.

Became the first conference to voluntarily adopt male and female participation goals after launching its Gender Equity Action Plan in 1992.

Implemented the first collegiate football system of instant replay in 2004, which the NCAA approved for use among all conferences in 2006.

Launched the Big Ten Network (BTN) in 2007, the first national conference-owned television network.

Began partnering with the Ivy League to study the effects of head injuries in sports in 2012.

Accepted Johns Hopkins University as the conference's first sport affiliate members in men's and women's lacrosse in 2013 and 2015, respectively, and added Notre Dame as a sport affiliate member in men's ice hockey in 2017.

## Extensive Television Exposure

Through the Big Ten's current media agreements with BTN, ABC/ESPN, CBS and FOX, more than 2,000 Big Ten events are produced and distributed nationally and globally on an annual basis. BTN is in almost 60 million homes across the United States and Canada, and is also available via the Fox Sports App, delivering live and on-demand programming to computers, smartphones and tablets. B1G+ streams hundreds of additional events each season.

## Community Involvement

For more than 30 years, through the Big Ten's SCORE (Success Comes Out of Reading Everyday) program, the conference has partnered with Chicago elementary schools to improve reading performance.

Surrounding the Big Ten Football Championship Game and Basketball Tournaments, the conference has held numerous community initiatives, partnered with the College Football Playoff Foundation and other events such as the Big Ten Career Expo, SaturDAY of Service and Youth Football Clinics. In addition, the Big Ten has hosted a downtown 5K, collaborated with a local breast cancer awareness group and provided unique event experiences for military veterans.



BTN is the premier destination for college sports fans everywhere to immerse themselves in the Big Ten experience as the first internationally distributed network dedicated to covering America's most storied collegiate conference. BTN captures the Big Ten's passion and tradition with unparalleled coverage of over 1,000 sporting events each year, including football, basketball, Olympic sports and championship events and award-winning original programming, in-depth studio analysis and classic games. BTN is available on multiple platforms, including BTN2Go, BTN's digital extension delivering live games and on-demand programming to BTN customers via the web, smartphones, and tablets. BTN2Go now offers a school-specific experience where fans have instant access to original video content direct from both their favorite athletic department and BTN, curated key social content and quick access to the next big game. BTN is the ultimate destination for Big Ten fans, alumni and sports lovers





# BIG TEN COMPOSITE SCHEDULE

## December

- 3 Iowa at Purdue  
Rutgers at Illinois
- 4 Nebraska at Indiana
- 5 Northwestern at Maryland  
Ohio State at Penn State
- 6 Illinois at Iowa
- 7 Michigan at Nebraska
- 8 Indiana at Wisconsin  
Michigan State at Minnesota
- 9 Purdue at Rutgers
- 11 Minnesota at Michigan  
Penn State at Michigan State  
Wisconsin at Ohio State

## January

- 2 Illinois at Minnesota  
Indiana at Penn State  
Michigan State at Northwestern  
Ohio State at Nebraska
- 3 Maryland at Iowa  
Wisconsin at Purdue
- 4 Michigan at Rutgers
- 5 Nebraska at Michigan State  
Penn State at Northwestern
- 6 Maryland at Illinois  
Ohio State at Indiana  
Iowa at Wisconsin
- 8 Michigan State at Michigan  
Nebraska at Rutgers  
Purdue at Penn State
- 9 Minnesota at Indiana  
Wisconsin at Maryland  
Northwestern at Ohio State
- 11 Purdue at Michigan  
Illinois at Nebraska  
Rutgers at Penn State

- 12 Maryland at Northwestern  
Minnesota at Michigan State
- 13 Indiana at Iowa
- 14 Ohio State at Wisconsin  
Michigan at Illinois  
Nebraska at Purdue
- 15 Rutgers at Maryland  
Northwestern at Michigan State
- 16 Iowa at Minnesota  
Penn State at Ohio State
- 17 Purdue at Illinois  
Indiana at Nebraska
- 18 Maryland at Michigan  
Wisconsin at Northwestern
- 19 Iowa at Rutgers  
Minnesota at Penn State
- 20 Purdue at Indiana
- 21 Illinois at Maryland  
Michigan State at Wisconsin  
Nebraska at Ohio State  
Penn State at Iowa
- 23 Michigan at Indiana  
Northwestern at Purdue
- 25 Michigan State at Illinois  
Maryland at Rutgers  
Wisconsin at Nebraska
- 26 Penn State at Indiana  
Northwestern at Michigan
- 27 Purdue at Iowa  
Ohio State at Minnesota
- 29 Illinois at Northwestern  
Indiana at Maryland  
Michigan at Michigan State  
Rutgers at Nebraska
- 30 Minnesota at Wisconsin  
Ohio State at Purdue

- 31 Iowa at Penn State

## February

- 1 Michigan State at Maryland  
Nebraska at Michigan  
Rutgers at Northwestern
- 2 Wisconsin at Illinois  
Purdue at Minnesota
- 3 Iowa at Ohio State
- 5 Northwestern at Nebraska  
Illinois at Indiana  
Michigan at Purdue  
Michigan State at Rutgers  
Penn State at Wisconsin  
Minnesota at Iowa  
Maryland at Ohio State
- 8 Indiana at Northwestern  
Michigan at Penn State  
Wisconsin at Michigan State
- 9 Minnesota at Nebraska  
Ohio State at Rutgers
- 10 Illinois at Purdue  
Iowa at Maryland
- 12 Indiana at Michigan State  
Ohio State at Michigan  
Penn State at Minnesota  
Rutgers at Wisconsin
- 13 Northwestern at Illinois  
Nebraska at Iowa  
Maryland at Purdue
- 15 Wisconsin at Indiana  
Michigan State at Penn State  
Minnesota at Ohio State
- 16 Illinois at Rutgers  
Purdue at Northwestern
- 17 Michigan at Iowa
- 18 Maryland at Nebraska

## March

- 1 Purdue at Wisconsin
- 2 Rutgers at Indiana  
Minnesota at Maryland
- 3 Penn State at Illinois  
Iowa at Michigan  
Michigan State at Ohio State  
Indiana at Purdue
- 5 Nebraska at Wisconsin  
Iowa at Illinois  
Maryland at Michigan State  
Michigan at Ohio State  
Minnesota at Northwestern  
Penn State at Rutgers

## First Four

Dayton, Ohio • University of Dayton Arena  
University of Dayton (host) • March 15-16

## First/Second Rounds

Buffalo, N.Y. KeyBank Center March 17 & 19	Greenville, S.C. Bon Secours Wellness Arena March 18 & March 20
Indianapolis, Ind. BankersLife Fieldhouse March 17 & 19	Milwaukee, Wis. Fiserv Forum March 18 & 20
Fort Worth, Texas Dickies Arena March 17 & 19	Pittsburgh, Pa. PPG Paints Arena March 18 & 20
Portland, Ore. Moda Center March 17 & 19	San Diego, Calif. Viejas Arena March 18 & 20

## Regionals – March 22-26

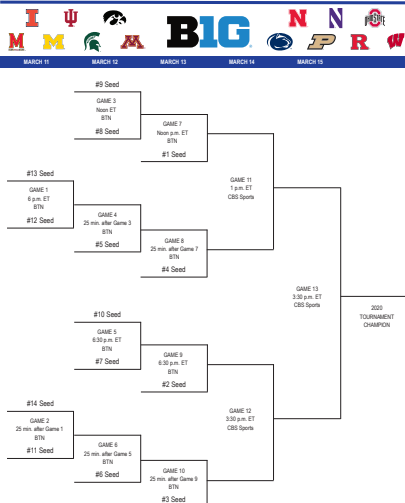
San Antonio, Texas AT&T Center March 24 & 26	Chicago, Ill. United Center March 25 & 27
San Francisco, Calif. Chase Center March 24 & 26	Philadelphia, Pa. Wells Fargo Center March 25 & 27

## Final Four

New Orleans, La.  
Mercedes-Benz Superdome  
April 2 & 4

## 2020 BIG TEN MEN'S BASKETBALL TOURNAMENT

MARCH 11-19 • BANKERS LIFE FIELDHOUSE • INDIANAPOLIS, IND.



## OPPONENT INFORMATION

**KANSAS****kuathletics.com**

Nov. 9 - New York, N.Y.

Coach: Bill Self (522-118)

SID: Chris Theisen

theisen@ku.edu (786) 864-3474

**WESTERN MICHIGAN****wmubroncos.com**

Nov. 12 - East Lansing

Coach: Clayton Bates (5-16)

SID: Rob Low

robert.low@wmuch.edu (269) 387-1422

**BUTLER****butlersports.com**

Nov. 17 - Indianapolis, Ind.

Coach: Lavall Jordan (69-55 overall)

SID: John Dedman

jdedman@butler.edu (317) 940-9414

**EASTERN MICHIGAN****emueagles.com**

Nov. 20 - East Lansing

Coach: Stan Heath (0-0 overall)

SID: Mary Gaslor

mgaslor@emich.edu (734) 487-0317

**LOYOLA CHICAGO****loyolaramblers.com**

Nov. 24 - Nassau, The Bahamas

Coach: Drew Valentine (0-0 overall)

SID: Bill Behrens

bbhrens@luc.edu (773) 508-2479

**AUBURN/UCONN****auburntigers.com**

Nov. 25 - Bahamas (possible opponent)

Coach: Bruce Pearl (600-237 overall)

SID: Kirk Sampson

sampska@auburn.edu (334) 844-9800

**UCONN****uconnhuskies.com**

Nov. 25 - Bahamas (possible opponent)

Coach: Danny Hurley (201-142 overall)

SID: Phil Chardis

philip.chardis@uconn.edu (860) 486-3531

**ARIZONA STATE****thesundevils.com**

Nov. 26 - Bahamas (possible opponent)

Coach: Bobby Hurley (146-103 overall)

SID: Doug Tammara

Tammara@asu.edu (480) 965-6592

**BAYLOR****baylorbears.com**

Nov. 26 - Bahamas (possible opponent)

Coach: Scott Drew (392-226 overall)

SID: David Kaye

david\_kaye@baylor.edu (254) 710-4389

**SYRACUSE****suathletics.com**

Nov. 26 - Bahamas (possible opponent)

Coach: Jim Boeheim (1083-409 overall)

SID: Pete Moore

pimoore@syr.edu (315) 443-2608

**VCU****vcuathletics.com**

Nov. 26 - Bahamas (possible opponent)

Coach: Mike Rhoades (127-95 overall)

SID: Chris Kowalczyk

ckowalczyk@vcu.edu (804) 828-8818

**LOUISVILLE****gocards.com**

Dec. 1 - East Lansing

Coach: Chris Mack (57-28 overall)

SID: Kenny Klein

kenny@gocards.com (502) 852-0112

**TOLEDO****utrockets.com**

Dec. 4 - East Lansing

Coach: Tod Kowalczyk (205-153 overall)

SID: Steve Easton

steve.easton@utoledo.edu (419) 530-4921

**MINNESOTA****gophersports.com**

Dec. 8 - Minneapolis, Minn.; Jan. 12 - East Lansing

Coach: Ben Johnson (0-0 overall)

SID: Michelle Traversie

traeno01@umn.edu (612) 625-4389

**PENN STATE****gopsusports.com**

Dec. 11 - East Lansing; Feb. 15 - University Park, Pa.

Coach: Micah Shrewsberry (0-0 overall)

SID: Nicole Praga

ncp@psu.edu

**OAKLAND****goldengrizzlies.com**

Dec. 21 - Detroit

Coach: Greg Kampe (644-492)

SID: Alex Underwood

aunderwood@oakland.edu (330) 354-7514

**HIGH POINT****gophersports.com**

Dec. 29 - East Lansing

Coach: Tubby Smith (34-53 overall)

SID: Kevin McMahon

kcmcmah@highpoint.edu (336) 841-4640

**NORTHWESTERN****nusports.com**

Jan. 2 - Evanston, Ill.; Jan. 15 - East Lansing

Coach: Chris Collins (118-134 overall)

SID: Hope Carpinello

hope.carpinello@northwestern.edu 467-4125

**NEBRASKA****huskers.com**

Jan. 5 - East Lansing

Coach: Fred Hoiberg (14-45 overall)

SID: Shamus McKnight

smcknight@huskers.com (402) 472-2263

**MICHIGAN****mgoblue.com**

Jan. 8 - Ann Arbor; Jan. 29 - East Lansing

Coach: Juwan Howard (42-17 overall)

SID: Tom Wywrot

twywrot@umich.edu

**WISCONSIN****uwbadgers.com**

Jan. 20 - Madison, Wisc.; Feb. 8 - East Lansing

Coach: Greg Gard (119-70 overall)

SID: Brandon Harrison

bah@athletics.wisc.edu (608) 279-8653

**ILLINOIS****fightingillini.com**

Jan. 25 - Champaign, Ill.; Feb. 19 - East Lansing

Coach: Brad Underwood (71-56 overall)

SID: Derrick Burson

burson@illinois.edu (217) 333-0933

**MARYLAND****umterps.com**

Feb. 1 - College park, Md.; March 6 - East Lansing

Coach: Mark Turgeon (221-113 overall)

SID: Steve Elleby

sellenby@umd.edu (301) 314-8093

**RUTGERS****scarletknights.com**

Feb. 5 - Piscataway, N.J.

Coach: Steve Pikiell (80-77 overall)

SID: Jordan Ozer

jozer@scarletknights.com (732) 445-8112

**INDIANA****iuhoosiers.com**

Feb. 12 - East Lansing

Coach: Mike Woodson (0-0) overall

SID: J.D. Campbell

jc56@indiana.edu (812) 332-1437

**IOWA****hawkeyesports.com**

Feb. 22 - Iowa City, Iowa

Coach: Fran McCaffery (216-152 overall)

SID: Matt Weitzel

matthew-weitzel@iowa.edu

**PURDUE****purduesports.com**

Feb. 26 - East Lansing

Coach: Steve Pikiell (261-240 overall)

SID: Chris Forman

cforman@purdue.edu (248) 370-4362

**OHIO STATE****ohiostatebuckeyes.com**

March 3 - Columbus, Ohio

Coach: Matt Painter (362-179 overall)

SID: Gary Pettit

petit.38@osu.edu (614) 292-3270



## TV/RADIO ROSTER



**#1  
PIERRE  
BROOKS**  
G, 6-6, Fr.  
Detroit, Mich.  
Frederick Douglass  
Academy



**#2  
TYSON  
WALKER**  
G, 6-0, Jr.  
Westbury, N.Y.  
Christ the King /  
Northeastern



**#3  
JADEN  
AKINS**  
G, 6-4, Fr.  
Farmington, Mich.  
Farmington /  
Sunrise Christian (Kan.)



**#5  
MAX  
CHRISTIE**  
G, 6-6, Fr.  
Arlington Heights, Ill.  
Rolling Meadows



**#10  
JOEY  
HAUSER**  
F, 6-9, R-Jr.  
Stevens Point, Wis.  
Stevens Point /  
Marquette



**#11  
A.J.  
HOGGARD**  
F, 6-4, So.  
Coatesville, Pa.  
Huntington Prep (W.Va.)



**#13  
STEVEN  
IZZO**  
G, 5-8, Jr.  
East Lansing, Mich.  
Lansing Catholic



**#14  
DAVID  
SMITH**  
G, 6-0, So.  
Atlanta, Ga.  
Westminster



**#20  
MICHAEL  
PETERSON**  
G, 6-7, Grad.  
Rockford, Mich.  
Rockford /  
Ferris State



**#22  
MADY  
SISSOKO**  
C, 6-9, So.  
Bafoulabe, Mali, West Africa  
Wasatch Academy (Utah)



**#25  
MALIK  
HALL**  
F, 6-8, Jr.  
Aurora, Ill.  
Sunrise Christian (Kan.)



**#30  
MARCUS  
BINGHAM JR.**  
F, 7-0, Sr.  
Grand Rapids, Mich.  
GR Catholic Central



**#34  
JULIUS  
MARBLE**  
F, 6-9, Jr.  
Dallas, Texas  
Dallas Jesuit



**#35  
PETER  
NWOKE**  
F, 6-7, Fr.  
Lagos, Nigeria  
Orchard Lake St. Mary's



**#43  
JASON  
WHITENS**  
G, 6-5, R-Sr.  
Powers, Mich.  
Powers North Central /  
Western Michigan



**#44  
GABE  
BROWN**  
F, 6-8, Sr.  
Ypsilanti, Mich.  
Belleville



**TOM  
IZZO**  
Head Coach  
27th Season



**DWAYNE  
STEPHENS**  
Associate Head Coach  
19th Season



**MIKE  
GARLAND**  
Assistant Coach  
22nd Season



**DOUG  
WOJCIK**  
Assistant Coach  
4th Season





# MICHIGAN STATE

## BASKETBALL



# STARS