

MICHIGAN STATE[®]



2018 - 19 SPARTAN BASKETBALL



FAMILY



CHAMPION

CULTURE



ACHIEVE







2018-19 SCHEDULE 4

THE STAFF 5-20

Tom Izzo	6-13
Dwayne Stephens	14
Mike Garland	15
Dane Fife	16
Thomas/Denisco/Herner	17
Richey/Repp/Pruder	18
Reinhart/Support Staff	19
Managers/Office Assistants	20

2018-19 SPARTANS 21-72

Kyle Ahrens	22-23
Marcus Bingham Jr.	24-25
Gabe Brown	26-27
Braden Burke	28-29
Conner George	30-31
Kenny Goins	32-33
Aaron Henry	34-35
Jack Hoiberg	36-37
Thomas Kithier	38-39
Joshua Langford	40-43
Foster Loyer	44-45
Matt McQuaid	46-49
Xavier Tillman	50-51
Nick Ward	52-55
Brock Washington	56-57
Cassius Winston	58-61
Game-By-Game Stats	62-72

2017-18 REVIEW 73-102

2017-18 Results	74
2017-18 Box Scores	75-100
2017-18 Statistics	101
2017-18 Big Ten Recap	102

HISTORY & TRADITION 103-130

1979 NCAA Champions	104
2000 NCAA Champions	105
Championship Teams	106-108
All-Americans	109-115
Retired Jerseys	116
Honors and Awards	117-123
Spartan NBA Draft Picks	124-125
Spartans In The NBA	125-126
NBA Honors	127
NBA Spartans All-Time Stats	128
USA Basketball	129
Spartan Captains	130

SPARTAN RECORDS 131-200

Scoring Records	132-133
1,000-Point Scorers	134-139
Rebounding Records	140-141
Field-Goal Records	141-142
Free-Throw Records	143-144
3-Point Field Goal Records	144-145
Assist/Steal/Block Records	146-147
Miscellaneous Records	148
Freshman Records	149
Opponent Records	150
Breslin Center Records	151
All-Time Summary	152-153
Year-By-Year Statistics	154-155

Yearly Attendance 156

All-Time Coaching Records	157
Year-By-Year Results	158-183
All-Time Record Vs. Opp.	184-195
All-Time Letterwinners	196-200

POSTSEASON HISTORY 201-218

Big Ten Tournament History	202-203
Big Ten Tournament Records	204
NCAA Tournament History	205-207
NCAA Tournament Records	208
NCAA Tournament Factoids	209
1957 Final Four	210
1979 Final Four	211
1999 Final Four	212
2000 Final Four	213
2001 Final Four	214
2005 Final Four	215
2009 Final Four	216
2010 Final Four	217
2015 Final Four	218

MEDIA INFORMATION 219-229

Board of Trustees/President	220
Athletics Director Bill Beekman	221
Breslin Center Information	222
Gilbert Pavilion/Izzo Hall of History	223
Media Information	224
Spartan Sports Network	225
BTN/Big Ten Conference	226
Composite Schedule	227
Opponent Information	228
TV/Radio Roster	229

2018-19 MICHIGAN STATE ROSTER

NO.	NAME	POS.	HT.	WT.	CLASS	HOMETOWN/HIGH SCHOOL
0	Kyle Ahrens	G/F	6-6	210	R-Jr.	Versailles, Ohio/Versailles
1	Joshua Langford	G	6-5	205	Jr.	Huntsville, Ala./Madison Academy
3	Foster Loyer	G	6-0	170	Fr.	Clarkston, Mich./Clarkston
5	Cassius Winston	G	6-1	185	Jr.	Detroit, Mich./Univ. of Detroit Jesuit
10	Jack Hoiberg	G	5-10	175	R-Fr.	Burr Ridge, Ill./Hinsdale Central
11	Aaron Henry	F	6-6	210	Fr.	Indianapolis, Ind./Ben Davis
13	Gabe Brown	F	6-7	210	Fr.	Ypsilanti, Mich./Belleville
14	Brock Washington	G	6-4	185	R-Fr.	Southfield, Mich./Southfield Christian
15	Thomas Kithier	F	6-8	225	Fr.	Clarkston, Mich./Clarkston
20	Matt McQuaid	G	6-5	200	Sr.	Duncanville, Texas/Duncanville
23	Xavier Tillman	F	6-8	245	So.	Grand Rapids, Mich./Grand Rapids Christian
25	Kenny Goins	F	6-7	230	R-Sr.	Troy, Mich./Warren Mott
30	Marcus Bingham Jr.	F	6-11	215	Fr.	Grand Rapids, Mich./GR Catholic Central
40	Braden Burke	F	6-11	235	R-So.	Stevensville, Mich./Lakeshore
41	Conner George	G	6-4	200	R-Jr.	Okemos, Mich./Okemos
44	Nick Ward	F	6-9	245	Jr.	Gahanna, Ohio/Lincoln

HEAD COACH: Tom Izzo (24th Year)

ASSOCIATE HEAD COACH: Dwayne Stephens (16th Year)

ASSISTANT COACHES: Mike Garland (19th Year), Dane Fife (8th Year)

DIRECTOR OF BASKETBALL OPERATIONS: David Thomas

VIDEO COORDINATOR: Drew Denisco

ASSISTANT VIDEO COORDINATOR: Doug Herner

ATHLETIC TRAINER: Nick Richey

EQUIPMENT MANAGER: Dave Pruder

STRENGTH & CONDITIONING COACH: Marshall Repp

GRADUATE MANAGER: Chris Fowler

PRONUNCIATION GUIDE

Kyle Ahrens	Arns
Kenny Goins	Rhymes with coins
Jack Hoiberg	Hoy-berg
Thomas Kithier	Kith-e-er
Cassius Winston	Cash-ess

UNIVERSITY INFORMATION

Location	East Lansing, Mich.
Enrollment	50,344
Founded	1855
Nickname	Spartans
Colors	Green and White
President	John Engler (Interim)
Athletics Director	Bill Beekman
Department Phone	(517) 355-1623
Conference	Big Ten
Arena/Capacity	Breslin Center/14,797
All-Time Record at Breslin	395-59/Since 1989
Press Row Phone	(517) 353-1626
Ticket Office Phone	(517) 355-1610 or 1-800-GO-STATE

COACHING STAFF

Head Coach	Tom Izzo (Northern Michigan, '77)
MSU Record/Years	574-225/23
Overall Record/Years	574-225/23
Associate Head Coach	Dwayne Stephens (Mich. St., '93)
Assistant Coach	Mike Garland (Northern Michigan, '77)
Assistant Coach	Dane Fife (Indiana, 2002)

Director of Basketball Operations	David Thomas
Video Coordinator	Drew Denisco
Assistant Video Coordinator	Doug Herner
Basketball Secretaries	Lori Soderberg/Kristin Ray
Equipment Manager	Dave Pruder
Athletic Trainer	Nick Richey
Strength & Conditioning Coach	Marshall Repp

Basketball Office Phone	(517) 355-1643
Basketball Office Fax	(517) 432-1018
Basketball Mailing Address	534 Birch Road Room 150 East Lansing, MI 48824

ATHLETIC COMMUNICATIONS

Associate AD/Communications	Matt Larson
Associate Director/Basketball Contact	Mike "Mex" Carey
Office Phone	(517) 355-2271
Office Fax	(517) 353-9636
Larson's E-mail	larson@ath.msu.edu
Carey's E-mail	carey@ath.msu.edu
Web Site	msuspartans.com
Mailing Address	550 S. Harrison Road East Lansing, MI 48823
Radio Network	Spartan Sports Network
Contact Person	Will Tieman
Phone	(517) 337-1776

TEAM INFORMATION

2017-18 Overall Record	30-5
2017-18 Home Record	16-1
2017-18 Road Record	8-1
2017-18 Neutral Record	6-3
2017-18 Big Ten Record/Finish	16-2/1st
2017-18 Big Ten Home Record	8-1
2017-18 Big Ten Road Record	8-1
Final 2018 Ranking	ESPN/USA Today - #11; AP - #5
2018 Postseason	NCAA Tournament Second Round
Returning Starters	3 (2 G, 1 F)
Letterwinners Returning	11 (7 G, 4 F)
Letterwinners Lost	4 (3 G, 1 F)
Top Returners	Cassius Winston (Jr., G, 12.6 ppg, 6.9 apg) Nick Ward (Jr., F, 12.4 ppg, 7.1 rpg) Joshua Langford (Jr., G, 11.7 ppg, 3.0 rpg) Matt McQuaid (Sr., G, 6.0 ppg, .391 3FG %)

Newcomers	5 (1 G, 4 F)
	Foster Lawyer (G, 6-0, 170, Fr., Clarkston, Mich.) Aaron Henry (F, 6-6, 210, Fr., Indianapolis, Ind.) Gabe Brown (F, 6-7, 210, Fr., Ypsilanti, Mich.) Thomas Kithier (F, 6-8, 225, Fr., Clarkston, Mich.) Marcus Bingham Jr. (F, 6-11, 215, Fr., Grand Rapids, Mich.)

PROGRAM HISTORY

First Season of Competition	1898-99
All-Time Record	1,698-1,086
NCAA Appearances	32
(1957, 1959, 1978, 1979, 1985, 1986, 1990, 1991, 1992, 1994, 1995, 1998, 1999, 2000, 2001, 2002, 2003, 2004, 2005, 2006, 2007, 2008, 2009, 2010, 2011, 2012, 2013, 2014, 2015, 2016, 2017, 2018)	
Final Four Appearances	9
(1957, 1979, 1999, 2000, 2001, 2005, 2009, 2010, 2015)	
NCAA Tournament Record	65-31
NCAA Championships	2 (1979, 2000)
Big Ten Championships	14
(1957, 1959, 1967, 1978, 1979, 1990, 1998, 1999, 2000, 2001, 2009, 2010, 2012, 2018)	
Big Ten Tournament Championships	5
(1999, 2000, 2012, 2014, 2016)	

CREDITS - The 2018-19 Michigan State Men's Basketball Media Guide is a production of the MSU Athletic Communications Office. Written, compiled and edited by Associate AD/Communications Matt Larson and Associate Director Mex Carey. Additional assistance from Athletic Communications staff assistants Keeler McLunkin and Austin Overmann and student assistants Angie Bazzano and Sidney Binger. Cover, template and player bio design by Director of Graphic Design Kyle Barnes with assistance from Graphic Design student assistants Shelby Burnett and Armani McKalpain. Editorial assistance from Athletic Communication associate director Ben Phlegar and assistant directors Jeff Barnes, Kara Fisher and Zach Fisher. Photos courtesy of Matthew Mitchell/Matthew Mitchell Photography; Dale Young/Detroit News; Rey Del Rio/Del Rio Images; NBA Photos; Naismith Memorial Basketball Hall of Fame; Bruce Schwartzman/Schwartzman Sports Photography; USA Basketball. Printing by BRD Printing, Lansing, Michigan.





OCTOBER

Tues.	30	NORTHERN MICHIGAN (exhibition) (BTN Plus)	East Lansing, Mich.	7 p.m.
-------	----	---	---------------------	--------

NOVEMBER

Tues.	6	vs. Kansas (Champions Classic) (ESPN)	Indianapolis, Ind.	7 p.m.
Sun.	11	FLORIDA GULF COAST (BTN)	East Lansing, Mich.	6 p.m.

LAS VEGAS INVITATIONAL

Wed.	14	LOUISIANA MONROE (BTN Plus)	East Lansing, Mich.	7 p.m.
Sun.	18	TENNESSEE TECH (BTN)	East Lansing, Mich.	6 p.m.
Thu.	22	vs. UCLA (FS1)	Las Vegas, Nev.	10 p.m.
Fri.	23	vs. North Carolina/Texas (FOX)	Las Vegas, Nev.	4/6:30 p.m.
Tues.	27	at Louisville (Big Ten/ACC Challenge) (ESPN)	Louisville, Ky.	7:30 p.m.
Fri.	30	at Rutgers * (BTN)	Piscataway, N.J.	6 p.m.

DECEMBER

Mon.	3	IOWA * (FS1)	East Lansing, Mich.	6:30 p.m.
Sat.	8	at Florida (CBS)	Gainesville, Fla.	noon
Sun.	16	GREEN BAY (BTN)	East Lansing, Mich.	5 p.m.
Fri.	21	OAKLAND (BTN)	East Lansing, Mich.	7 p.m.
Sat.	29	NORTHERN ILLINOIS (BTN/BTN Plus)	East Lansing, Mich.	TBA

JANUARY

Wed.	2	NORTHWESTERN * (BTN)	East Lansing, Mich.	8:30 p.m.
Sat.	5	at Ohio State * (FOX)	Columbus, Ohio	12 p.m.
Tues.	8	PURDUE * (ESPN/ESPN2)	East Lansing, Mich.	9 p.m.
Sun.	13	at Penn State * (CBS)	State College, Penn.	1:30/4:30 p.m.
Thu.	17	at Nebraska * (FS1)	Lincoln, Neb.	8 p.m.
Mon.	21	MARYLAND * (FS1)	East Lansing, Mich.	6:30 p.m.
Thu.	24	at Iowa * (FS1)	Iowa City, Iowa	7 p.m.
Sun.	27	at Purdue * (CBS)	West Lafayette, Ind.	1 p.m.

FEBRUARY

Sat.	2	INDIANA * (ESPN/ESPN2)	East Lansing, Mich.	2/4/6 p.m.
Tues.	5	at Illinois * (ESPN/ESPN2)	Champaign, Ill.	7 p.m.
Sat.	9	MINNESOTA * (ESPN/ESPN2)	East Lansing, Mich.	2 p.m.
Tues.	12	at Wisconsin * (ESPN/ESPN2)	Madison, Wis.	7 p.m.
Sun.	17	OHIO STATE * (CBS)	East Lansing, Mich.	1 p.m.
Wed.	20	RUTGERS* (BTN)	East Lansing, Mich.	6:30 p.m.
Sun.	24	at Michigan * (CBS)	Ann Arbor, Mich.	3:45 p.m.

MARCH

Sat.	2	at Indiana * (FOX)	Bloomington, Ind.	12 p.m.
Tues.	5	NEBRASKA* (ESPN/ESPN2)	East Lansing, Mich.	7 p.m.
Sat.	9	MICHIGAN * (ESPN/ESPN2)	East Lansing, Mich.	4/6/8 p.m.
Wed.-Sun.	13-17	Big Ten Tournament	Chicago, Ill.	
Tues.-Wed.	19-20	NCAA Tournament - First Four		
Thur.-Sun.	21-24	NCAA Tournament - First & Second Rounds		
Thur.-Sun.	28-31	NCAA Tournament - Regionals		

APRIL

Sat.	6	NCAA Final Four	Minneapolis, Minn.	
Mon.	8	NCAA National Championship	Minneapolis, Minn.	

Home games (**BOLD**) played at the Breslin Center

* Denotes Big Ten Conference game

Game times are Eastern Standard Time and subject to change



COACHING STAFF

2018-19 MICHIGAN STATE BASKETBALL



HIGHLIGHTS

21

STRAIGHT NCAA
TOURNAMENTS

20

NBA DRAFT
PICKS

13

BIG TEN TITLES -
REGULAR SEASON
& TOURNAMENT
COMBINED

8

NATIONAL COACH
OF THE YEAR
HONORS

7

FINAL FOUR
APPEARANCES

HEAD COACH

TOM

IZZO

24TH SEASON

Tom Izzo was enshrined in the Naismith Memorial Basketball Hall of Fame on September 9, 2016, cementing his status as one of the game's all-time greats.

Now in his 24th year, Izzo has compiled an impressive list of accomplishments, including the 2000 NCAA National Championship, eight regular-season Big Ten Championships, five Big Ten Tournament titles, seven Final Four appearances, eight National Coach of the Year awards and a Big Ten-record 21 straight NCAA Tournament appearances.

These accomplishments, however, are not what make Izzo one of the best in the game, but rather it is his insatiable desire to accomplish more.

With a career record of 574-225, it's easy to see that Izzo knows how to win, but he also knows how to win the right way. In his 23 years directing the Spartan program, 85 percent of his players who completed their eligibility also left with a degree. In the last 19 years, 57 Spartans have received their undergraduate degrees.

In 23 seasons, Izzo has returned Michigan State to national prominence, placed his name in the NCAA record books and become a leader among college basketball coaches.

Izzo's 574 wins are fifth most by any coach in his first 23 seasons in the history of college basketball. In late November 2009, he passed his mentor Jud Heathcote (340 wins) to become MSU's all-time winningest coach. In the NCAA Tournament, Izzo is at his best, winning at a clip of .706 to rank fourth among all active coaches with at least 10 tournament games coached. His 48 NCAA Tournament wins are the most ever for a Big Ten coach, and rank sixth all-time.

A 2015 inductee into the Michigan Sports Hall of Fame, Izzo led MSU to seven Final Four appearances between 1999 and 2015, becoming just the fourth school in college basketball history to do it in any 17-year span, including just the third since the tournament field expanded to 64 teams in 1985. Izzo is one of just two coaches in NCAA history to reach four Final Fours in his first 10 years of coaching, joining Ohio State's Fred Taylor, and is just the second coach in NCAA history to appear in seven Final Fours in a 17-year span since the tournament expanded to 64 teams. His seven Final Four appearances rank fifth all-time, third among active coaches and first all-time among Big Ten coaches. Two stats stand out in Izzo's NCAA Tournament success: 1) MSU is 21-6 in the second game of an NCAA Tournament weekend 2) MSU is 14-11 as the lower-seeded team, and the 14 wins are the most in NCAA Tournament history for any coach.

Through 23 seasons, Izzo is one of the most successful coaches in Big Ten history. His .690 winning percentage in Big Ten games ranks third all-time among league coaches with at least 10 years of service, while in all games, Izzo ranks fourth (.718). With 272 conference victories, Izzo ranks second all-time, trailing just Indiana's Bob Knight (353 wins), while also ranking second for most wins at a Big Ten institution (574), trailing just Knight (662).

Furthermore, Izzo brings stability to Michigan State basketball. Including 12 years as an assistant, the 2018-19 season is Izzo's 36th with the Spartans, as he is the longest serving active Big Ten men's basketball head coach. He is also a leader among his peers, serving as the NABC President from April 2010-April 2011, while currently serving as Director Emeritus. He's also held spots on the John R. Wooden Award Board of Governors and the USA Basketball Collegiate Committee.

Over the past 21 seasons, Izzo has compiled an impressive 541-197 (.733) record. A quick look at other stats further demonstrates the Spartans' success over that stretch: 254-107 (.704) in the Big Ten; 298-35 (.895) at the Breslin Center, including a Big Ten



IZZO CAREER COACHING RECORD

YEAR	OVERALL	PCT.	BIG TEN	PCT.	FINISH	POSTSEASON
1995-96	16-16	.500	9-9	.500	7th	NIT Second Round
1996-97	17-12	.586	9-9	.500	T-6th	NIT Second Round
1997-98	22-8	.733	13-3	.813	T-1st	NCAA Sweet 16
1998-99	33-5	.868	15-1	.938	1st	NCAA Final Four
1999-2000	32-7	.821	13-3	.813	T-1st	NCAA Champion
2000-01	28-5	.848	13-3	.813	T-1st	NCAA Final Four
2001-02	19-12	.613	10-6	.625	5th	NCAA First Round
2002-03	22-13	.629	10-6	.625	T-3rd	NCAA Elite Eight
2003-04	18-12	.600	12-4	.750	T-2nd	NCAA First Round
2004-05	26-7	.788	13-3	.813	2nd	NCAA Final Four
2005-06	22-12	.647	8-8	.500	T-6th	NCAA First Round
2006-07	23-12	.657	8-8	.500	T-7th	NCAA Second Round
2007-08	27-9	.750	12-6	.667	4th	NCAA Sweet 16
2008-09	31-7	.816	15-3	.833	1st	NCAA Runner Up
2009-10	28-9	.757	14-4	.778	T-1st	NCAA Final Four
2010-11	19-15	.559	9-9	.500	T-5th	NCAA Second Round
2011-12	29-8	.784	13-5	.722	T-1st	NCAA Sweet 16
2012-13	27-9	.750	13-5	.722	T-2nd	NCAA Sweet 16
2013-14	29-9	.784	12-6	.667	T-2nd	NCAA Elite Eight
2014-15	27-12	.692	12-6	.667	T-3rd	NCAA Final Four
2015-16	29-6	.829	13-5	.722	2nd	NCAA First Round
2016-17	20-15	.571	10-8	.556	T-5th	NCAA Second Round
2017-18	30-5	.857	16-2	.889	1st	NCAA Second Round
23 Years	574-225	.718	272-122	.690		

record 53-game winning streak; 114-105 (.521) against Top 25 teams (including three wins over No. 1-ranked teams); 77-36 (.681) in postseason play and 48-20 (.706) in the NCAA Tournament.

Individually, players have excelled under Izzo. Eleven Spartans (Charlie Bell, Mateen Cleaves, Paul Davis, Draymond Green, Gary Harris, Drew Neitzel, Adreian Payne, Morris Peterson, Jason Richardson, Denzel Valentine and Miles Bridges) have earned some form of All-America honors. Valentine earned six different National Player of the Year awards in 2016 (Associated Press, Basketball Times, NABC, NBC, Sports Illustrated and USA TODAY Sports), and Green was named National Player of the Year by the NABC in 2012. Chris Hill was a three-time Academic All-American, including being named the Academic All-American of the Year in 2005, while Neitzel also earned Academic All-America accolades.

Thirty-four different players have earned all-conference recognition, including 13 different first-team honorees, five Big Ten Players of the Year (Cleaves, Green, Lucas, Peterson, Valentine), three Big Ten Freshmen of the Year (Gary Harris, Miles Bridges and Jaren Jackson Jr.) and two Big Ten Defensive Players of the Year (Travis Walton and Jackson Jr.).

One of the reasons for Izzo's success is his ability to recruit some of the nation's most talented high school players. During his time as head coach, Izzo has recruited 15 McDonald's All-Americans (Mateen Cleaves - 1996, Jason Richardson - 1999, Marcus Taylor and Zach Randolph - 2000, Kelvin Torbert - 2001, Paul Davis - 2002, Shannon Brown and Brandon Cotton - 2003, Keith Appling - 2010, Brandon Dawson - 2011, Gary Harris - 2012, Deyonta Davis - 2015, Miles Bridges and Joshua Langford - 2016, Jaren Jackson Jr. - 2017). In addition, 10 of the last 18 Michigan Mr. Basketball award winners suited up for the Green and White (1999 - Richardson, 2000 - Taylor, 2001 - Torbert, 2002 - Davis, 2004 - Drew Neitzel, 2009 - Derrick Nix, 2010 - Appling, 2012 - Matt Costello, 2015 - Davis, 2016 - Cassius Winston), while Shannon Brown won the 2003 Illinois Mr. Basketball Award and Gary Harris won the 2012 Indiana Mr. Basketball Award.

But perhaps even more important to Izzo's success is his ability to take young talent and develop a player's skills, allowing him to grow as a player and go on to play professionally. Under Izzo, Michigan State has had 20 players selected in the NBA Draft, including 19 since 2000, 11 of whom were first rounders (Mateen Cleaves - 2000 first round, Morris Peterson - 2000 first round, Jason Richardson - 2001 first round, Zach Randolph - 2001 first round, Andre Hutson - 2001 second round, Marcus Taylor - 2002 second round, Erazem Lorbek - 2005 second round, Shannon Brown - 2006 first round, Maurice Ager - 2006 first round, Paul Davis - 2006 second round, Goran Suton - 2009 second round, Draymond Green - 2012 second round, Adreian Payne - 2014 first round, Gary Harris - 2014 first round, Brandon Dawson - 2015 second round, Denzel Valentine - 2016 first round, Deyonta Davis - 2016 second round, Jaren Jackson Jr. - 2018 first round, Miles Bridges - 2018 first round). Ager, Cleaves, Dawson, D. Davis, P. Davis, Harris, Payne, Richardson, Randolph and Taylor were all high school All-Americans, but Izzo took others who were not ranked in the top 75 coming out of high school, and turned them into NBA talent. In addition, Izzo-recruit Charlie Bell played in the NBA during the 2001-02 season after signing a free agent contract. After a successful stint overseas, Bell played seven more seasons in the NBA. Alan Anderson, a member of the 2005 Final Four team, signed a free agent contract and played two years with the Charlotte Bobcats and, after a stint in Europe, returned for five seasons back in the NBA. In the last four



HEAD COACH **TOM IZZO**

seasons, Kalin Lucas, Keith Appling and Bryn Forbes have also played in the NBA after signing free agent contracts. Numerous other former Spartans have enjoyed lucrative professional careers playing overseas.

Izzo has also emerged as a teacher, not only to his players, but also his assistant coaches. Three current Division I head coaches served as assistants to Izzo, including Brian Gregory (South Florida), Mark Montgomery (Northern Illinois) and Tom Crean (Georgia). In total, eight former assistants have earned head coaching jobs. Current assistant Mike Garland spent three seasons as head coach at Cleveland State following an initial seven-year stint at MSU, while Stan Joplin was also head coach at Toledo for 12 seasons, Jim Boylen served as head coach at Utah for four seasons and Stan Heath served as head coach at Kent State, Arkansas and South Florida over 13 seasons. Doug Wojcik spent nine seasons between Tulsa and College of Charleston.



Michigan State finished the 2017-18 season with a 30-5 overall record, the fourth 30-win season under Izzo, advanced to the NCAA Tournament for a Big Ten-record 21st straight season and won the program's eighth Big Ten regular season championship. The Spartans set a school record for most wins in a regular season (28), won their first outright Big Ten Regular Season title since 2009, won 16 Big Ten Conference games for the first time and had the fewest losses in a regular season since the 2000-01 team went 24-3. The New Year started with MSU moving into the No. 1 spot in the national rankings for the fifth time in program history, and the fourth time under Izzo. The Spartans had win streaks of 14 games and 13 games during the season, earning a No. 3 seed in the Midwest Region of the NCAA Tournament. MSU finished the year leading the nation in assists per game (19.1), blocked shots per game (7.2), field goal percentage defense (36.7%) and rebound margin (+10.7). Of the 26 20-win seasons in Michigan State history, Izzo has been involved in 23 of them, 18 as a head coach and five as an assistant.

The 2016-17 season saw Michigan State advance to the NCAA Tournament for a Big Ten-record 20th straight season. It was not an easy road, however, to reach the postseason. Before the season started, the Spartans lost senior forwards Ben Carter and Gavin Schilling to season-ending knee injuries. MSU's November was arguably the toughest opening month in college basketball history. In addition to games against four ranked opponents, all away from home, the Spartans traveled more than 13,600 miles in 22 days with trips to Hawaii, New York, North Carolina and the Bahamas. In December, the Spartans played seven contests without leading scorer Miles Bridges. Despite all the adversity, including losing a third player, Eron Harris, to a season-ending knee injury in February, the Spartans pulled together and used a 5-2 mark in February to earn their way into the NCAA Tournament. When MSU defeated Miami in the first round of the NCAA Tournament, the Spartans secured their 20th win of the season. It was quite an accomplishment for a team that was one of the least experienced (321st) and shortest (291st) in the nation according to KenPom.com.

2015-16 was a milestone year both for Coach Izzo and the Spartans. Michigan State opened the year by winning its first 13 games, establishing a new school mark for best start to a season. When the Spartans defeated Boston College on November 26, Izzo became the 91st coach in NCAA history to record 500 career wins, with at least 10 seasons in Division I, and just the eighth coach to accomplish the feat in his first 21 seasons. He also became just the 18th coach to win 500 career games in his first collegiate head-coaching stop, and was the eighth-fastest coach to reach 500 wins among those who did it all at one school, accomplishing the feat in 699 games.

On December 7, MSU rose to No. 1 in the regular-season polls for just the fourth time in school history, and the third time under Izzo. The Spartans would hold the top spot for a school-record four weeks. Following a perfect 13-0 non-conference slate, Michigan State would finish second in the Big Ten with a 13-5 mark. A victory over Northwestern gave Izzo 513 for his career, moving past Purdue's Gene Keady for second-most wins at a Big Ten School, trailing only Bob Knight (662). In the Big Ten Tournament, the Spartans defeated Ohio State, Maryland and Purdue to become the first school in Big Ten history to hold five conference tournament titles. The Spartans earned a No. 2 seed in the NCAA Tournament, where they were upset by No. 15 Middle Tennessee. MSU finished the season with a 29-6 record, matching the fourth-best win total in school history, as the Spartans' 26 regular-season victories equaled a school record. Izzo's Spartans were the only team in the nation to win 27 or more games every year from 2011-12 to 2015-16.



Statistically, the 2015-16 season was one of the most impressive in school history. Michigan State led the nation in 3-point field-goal percentage (.434), rebound margin (+11.4), assists per game (20.5) and total assists (719). The Spartans ranked in the top three in eight different categories, and in the Top 10 in 11 different categories. It marked the fifth time in Izzo's career that the Spartans led the nation in rebounding margin. MSU also set school single-season records for assists (719), 3-point field goals made (321) and blocked shots (177). The 719 assists were the 22nd-best total in NCAA history, while MSU recorded an assist on a nation's-best 71.3 percent of its field goals. At 79.8 points per game, the 2015-16 squad was the highest-scoring team of the Izzo era, and the highest-scoring team since 1985-86. In Big Ten Conference games, MSU led the conference in 12 stat categories and was ranked in the top three in 17 of the 21 stats.

The 2014-15 Spartans provided a lesson in resiliency and the power of togetherness. MSU opened the season ranked in the polls, but by Christmas, the Spartans had fallen out of the rankings. Following a





home loss to Illinois on Feb. 7, the Spartans stood at 15-8, including just 6-4 in conference. MSU closed the regular season by winning six of its last eight games, including a final week that featured a come-from-behind home finale win over Purdue on Senior Day despite a first-half injury to Branden Dawson, and a regular-season finale victory at Indiana without Dawson. In the Big Ten Tournament, MSU defeated Ohio State and No. 8 Maryland before falling to No. 6 Wisconsin in overtime. The Spartans were disappointed to have let a championship opportunity slip away, but entered the NCAA Tournament on a mission.

Having entered March just hoping to secure a spot in the NCAA Tournament, the Spartans opened with a victory over No. 10 Georgia. In the third round, MSU faced No. 2 Virginia for the second-straight season, defeating the Cavaliers to advance to a nation's-best seventh Sweet 16 in the last eight seasons. At the East Regional in Syracuse, the Spartans trailed at the half against both No. 3 Oklahoma in the Sweet 16 and No. 4 Louisville in the Elite Eight, before rallying for a pair of victories to reach the Final Four. Making its nation's-best seventh Final Four appearance in the last 17 seasons, MSU got off to a quick start against No. 1 Duke before falling to the eventual National Champion Blue Devils. MSU would finish 27-12, 12-6 in the Big Ten.

The senior class of 2015 finished tied for the second-winningest class in school history with 112 wins. The 2014-15 Spartans established school single-season records for assists (646) and blocks (176), while the 294 made 3-pointers were second-most in school history. Averaging 16.6 assists per game, the Spartans ranked fifth in the nation, while ranking seventh in assist-to-turnover ratio (1.5). Defensively, MSU posted a .396 field-goal percentage defense, marking the fourth-straight season that Spartan opponents shot less than 40 percent from the field.

The 2013-14 season was not short of highlights. It started early, with No. 2 MSU knocking off No. 1 Kentucky, 78-74, on Nov. 12 in Chicago, in what was the earliest game ever between No. 1 and No. 2. One week later, MSU ascended to No. 1 in the polls, a position it would hold for three weeks – establishing a school record at the time for the longest stay at No. 1. In late November, the Spartans captured the Coaches Vs. Cancer Tournament in Brooklyn, marking MSU's first regular-season, neutral-site tournament championship since December 1998.

Injuries proved to be a common storyline during the 2013-14 campaign, as six different players, including each one of MSU's top four scorers, missed multiple games due to injury or illness for a total of 29 games missed. In 19 of 38 games, including 13 of 18 Big Ten contests, the Spartans were without their full allotment of players due to injury. In nine games, Michigan State was without two of its regular rotation players. In total, 11 different Spartans started at least one game, as Izzo employed 15 different starting lineups. The fluctuation led to inconsistent results through much of the Big Ten slate, but by the end of the regular season, MSU was getting healthy.

Playing at full strength, the Spartans played at a different level in the postseason, steamrolling through the Big Ten Tournament. The championship game featured the third meeting of the season between in-state rivals Michigan State and Michigan, marking the first time the Spartans and Wolverines would meet in the conference tournament. Although UM won the two regular-season meetings, this was the first time MSU would feature a complete roster, pulling away early in the second half to capture the fourth tournament championship in school history with a 69-55 victory.

MSU entered the NCAA Tournament as the No. 4 seed in the East Region, but was also a popular pick to advance to the Final Four and even cut down the championship nets. In the second round, Adreian Payne scored an MSU NCAA Tournament record 41 points to defeat Delaware, 93-78. Two days later, the Spartans advanced to the Sweet 16 with an 80-73 win over Harvard. Playing in the East Regional in New York City's Madison Square Garden, Michigan State defeated No. 1 seed Virginia, 61-59. In the Elite Eight, the Spartans held a nine-point lead in the second half against Connecticut, but the eventual National Champion Huskies would rally for a 60-54 victory.

The 2013-14 Spartans finished with a 29-9 record, including 12-6 in the Big Ten, finishing tied for second. The 29 wins tied for the fourth-best total in school history, while MSU established single-season school records for assists (637), made 3-point field goals (307), and blocks (174). Michigan State led the conference in field-goal percentage defense (.397), while ranking second in field-goal percentage (.474) and 3-point field-goal percentage (.392). The Spartans also finished with an all-time low 11.6 turnovers per contest.

In 2012-13, the Spartans collected a 27-9 record, including 13-5 in the Big Ten, against perhaps the nation's most difficult schedule, playing 13 games against ranked opponents. The slate was especially difficult down the stretch as 14 of MSU's last 18 games (postseason included) were against opponents that participated in the NCAA Tournament. Michigan State advanced to its 16th consecutive NCAA Tournament as the No. 3 seed in the Midwest Region, and advanced to the Sweet 16 for the fifth time in the last six seasons, ranking tied for the most in the nation.

On Jan. 16, 2013, Izzo recorded his 200th conference victory against Penn State, joining Mike Krzyzewski (Duke) and Jim Boeheim (Syracuse) as the only active coaches in a power conference with 200 conference wins at their current school. In April, Izzo received the Wayman Tisdale Humanitarian Award, honoring an individual in college basketball who has made a significant impact on society.

The Spartans proved to be dominant defensively once again in 2012-13, pacing the Big Ten in field-goal percentage defense (.390) and steals (8.0 spg), while ranking second in scoring defense (59.1 ppg) and third in 3-point field-goal percentage defense (.300). MSU also continued to be strong on the glass, ranking second in the Big Ten and 10th in the nation with a +7.6 rebound margin, marking the 11th time that an Izzo-coached team ranked in the Top 10 in the nation.

BY THE NUMBERS

Final Four Appearances By Big Ten Coach

COACH	APPEARANCES
1. Tom Izzo (MSU) *	7
2. Bob Knight (Indiana)	5
3. Harold Olsen (Ohio State)	4
Fred Taylor (Ohio State)	4

Career Big Ten Victories

COACH	VICTORIES
1. Bob Knight (Indiana)	353
2. Tom Izzo (MSU) *	272
3. Gene Keady (Purdue)	265

Consecutive NCAA Tournament Appear.

COACH	APPEARANCES
1. Dean Smith (North Carolina)	23
2. Mike Krzyzewski (Duke) *#	23
3. Tom Izzo (MSU) *#	21
# Active Streak	

Final Four Appearances

COACH	APPEARANCES
1. Mike Krzyzewski (Duke) *	12
John Wooden (UCLA)	12
3. Dean Smith (North Carolina)	11
4. Roy Williams (Kansas/UNC) *	9
5. Tom Izzo (MSU) *	7

Final Four Appearances Since 1996

(Izzo's First Season)

COACH	APPEARANCES
1. Tom Izzo (MSU) *	7
Roy Williams (Kansas/UNC) *	7
3. Mike Krzyzewski (Duke) *	5
4. John Calipari (Mass./Mem./UK) *	4


NCAA Tournament Wins

COACH	VICTORIES
1. Mike Krzyzewski (Duke) *	94
2. Roy Williams (Kansas/UNC) *	77
3. Dean Smith (North Carolina)	65
4. Jim Boeheim (Syracuse) *	55
5. Jim Calhoun (N' eastern/UConn)	49
6. Tom Izzo (MSU) *	48
7. John Wooden (UCLA)	47
Bill Self (Kansas) *	47

Most Wins: First 23 Seasons

COACH	VICTORIES
1. Roy Williams (Kansas/UNC) *	643
2. Jerry Tarkanian (LBSU/UNLV)	599
3. John Calipari (Mass./Mem./UK) *	593
4. Bill Self (Tulsa/III./Kansas) *	592
5. Tom Izzo (MSU) *	574

* Active Coach



The 2011-12 season was one of Izzo's most rewarding as head coach. The Spartans entered the season unranked, returning only two players who averaged more than 20 minutes a game the previous season. MSU opened the year with neutral-site losses to No. 1 North Carolina and No. 6 Duke, but responded with 15 straight victories, including road wins at No. 23 Gonzaga and No.

18 Wisconsin, marking the Spartans' first win in Madison since 2001. Keyed by a mid-February win at No. 3 Ohio State, MSU would go on to capture a share of the Big Ten regular-season championship, the seventh of the Izzo era, and head to the Big Ten Tournament where it defeated Ohio State to capture the third Big Ten Tournament title in school history, and the first since 2000. Michigan State was rewarded with a No. 1 seed in the West Region of the NCAA Tournament, where it would advance to the Sweet 16 for the 10th time in the last 15 years, good for second most in the nation. MSU would finish with a 29-8 record.

Statistically, the Spartans finished the 2011-12 season ranked second in the nation in field-goal percentage defense (.379), the best effort by a Spartan squad since 1959. Once again, the Spartans were a dominant presence on the glass, ranking fifth in the nation in rebounding margin (+8.0), and pacing the Big Ten for the 12th time in the last 15 seasons, and the 13th time in his career.

For his efforts, Izzo was named the 2012 Big Ten Coach of the Year by both the league's media and coaches. He also was named Division I National Coach of the Year by the NABC, and was CBSSports.com's pick for national coach of the year as well.

The 2010-11 Spartans finished with a 19-15 mark and advanced to a 14th-straight NCAA Tournament. MSU faced a difficult regular-season schedule that included 18 of 33 games against the RPI Top 50 and 23 of 33 against the RPI Top 100.

Michigan State turned in another great season in 2009-10, capturing a share of a second-straight Big Ten Championship and advancing to a sixth Final Four in 12 seasons. With MSU's 106-68 victory over UMass in the sixth game of the season, Izzo recorded his 341st victory, becoming Michigan State's all-time winningest coach. The Spartans opened Big Ten play with a school-best 9-0 start and captured a share of the regular-season crown with a 14-4 mark. Overall, MSU would finish with a 28-9 record.

The Spartans opened the 2010 NCAA Tournament as a No. 5 seed and advanced through the first weekend with narrow victories over New Mexico State (70-67) and Maryland (85-83). In the Midwest Regional, the Spartans won two more close games, defeating Northern Iowa (59-52) and Tennessee (70-69) to advance to the program's eighth Final Four and the sixth in the last 12 seasons under Izzo.

Michigan State led the nation in rebounding margin for the fourth time in Izzo's career, out-rebounding opponents by a +8.6 margin.

The 2008-09 season was one of the best in the history of Spartan basketball. Michigan State advanced to its fifth Final Four in 11 seasons, becoming just the fifth school in the history of college basketball to accomplish that feat. During the regular season, the Spartans won the Big Ten Championship with a 15-3 league record, including a school-best 8-1 mark on the road. MSU won the league title by four games, equaling the second-greatest margin in conference history. Overall, Michigan State finished the season with a 31-7 record, the third-highest win total in school history. For his efforts, Izzo was named Big Ten Coach of the Year for the second time in his career.

In the NCAA Tournament, Michigan State advanced through the first weekend with wins over Robert Morris and USC. In the Sweet 16, the Spartans took out defending National Champion Kansas. In the Elite Eight, MSU beat No. 1 seed and No. 1 ranked Louisville, marking just the third victory over the top-ranked team in The Associated Press Top 25 in school history. At the Final Four in Detroit's Ford Field, the Spartans beat No. 1 seed Connecticut before eventually falling to North Carolina in the title game.

Michigan State led the nation in rebounding margin for the third time in Izzo's career, out-rebounding opponents by a +9.3 margin. It marked the eighth

time that an Izzo-coached team ranked in the top 10 in the nation. The Spartans also proved to possess a high-powered attack, leading the Big Ten in scoring offense (72.0 ppg).

Izzo directed Michigan State to a 27-9 record in 2007-08. The season finished with a trip to the Sweet 16 of the NCAA Tournament, marking MSU's seventh trip to the regionals in the last 11 years. The 27 wins marked the fifth-largest total in school history at the time, while the 24 regular-season victories were the then third-largest regular-season total for MSU. The Spartans were a perfect 17-0 at home, good for the first perfect home season since 2001 and the fourth in Breslin Center history.

The 2007-08 Spartans led the Big Ten in rebounding margin (+6.8). In league games, MSU paced the conference in field-goal percentage (.474) for the fifth-straight season, becoming the first school in league history to accomplish that feat.

Michigan State finished with a 23-12 mark in 2006-07. The Spartans had to overcome a large amount of adversity and a very difficult Big Ten schedule to advance to a 10th-straight NCAA Tournament. The Spartans also did something for the first time in school history – recording Michigan State's first home win over a No. 1-ranked team, with a 64-55 decision over Wisconsin.

The 2006-07 Spartans excelled by getting back to basics – rebounding and defense. On the glass, the Spartans led the Big Ten in rebounding margin (+7.0). Defensively, MSU allowed opponents just 57.2 points per game, the lowest total since the 1951-52 squad allowed 56.0 points. Opponents also shot just 38.4 percent from the field, the lowest percentage since 1958-59 (.379). Nationally, the Spartans ranked sixth in scoring defense and field-goal percentage defense and eighth in rebounding margin.

In 2005-06, Michigan State finished with a 22-12 mark. The Spartans played one of the nation's toughest schedules, playing more games against teams ranked in the RPI top 25 (13) and top 50 (18) than any other school. In Big Ten games, MSU led the conference in five stat categories including free-throw percentage (.781), field-goal percentage (.469), rebounding defense (30.1), rebounding margin (+4.2) and assists (15.81 apg).

Michigan State returned to the Final Four in 2005, becoming the only team to appear in four Final Fours between 1999 and 2005. The Spartans finished the season with a 26-7 mark, including 22-5 in the regular season. Since joining the Big Ten, only three Spartan teams finished the regular season with fewer losses.

In the NCAA Tournament, MSU defeated No. 1 Duke and No. 2 Kentucky in the Austin Regional, becoming the first team in tournament history to defeat the Blue Devils and the Wildcats in the same year. Despite losing to North Carolina in the Final Four, Izzo was named the 2005 Clair Bee Award winner, recognizing the Division I men's basketball coach who has made the most significant positive contribution to his sport.

Not only did the 2004-05 Spartans win, they were also statistically impressive, ranking in the top 15 nationally in six statistical categories, including free-throw percentage (3rd, .777), scoring margin (7th, +13.1), assists per game (10th, 17.1 apg), field-goal percentage (11th, .487), rebound margin (11th, +6.8) and scoring offense (13th, 78.5 ppg). MSU led the Big Ten in scoring for the second-straight year with 78.5 points per game – its highest scoring average since 1985-86 (83.1 ppg).

During the season, Izzo recorded his 232nd win at MSU, moving past Benjamin Van Alstyne for the second most number of career wins in Spartan coaching history. In the summer of 2005, Izzo traveled to Kuwait to take part in "Operation Hardwood - Hoops With The Troops." Izzo was one of eight coaches and sports personalities coaching 13-member military basketball teams on Camp Arifjan, Kuwait, from Aug. 27-31. Camp Arifjan defeated the other bases to win the championship under the direction of Coach Izzo. Izzo made a return trip to Kuwait in May 2006.

In 2003-04, MSU opened the season with a 5-7 mark after taking on one of the most difficult non-conference schedules in NCAA history. Rather than give up, Izzo and the Spartans rallied to win 12 of the next 15 games, finishing just one game out of first place in the Big Ten at 12-4. For the year, MSU posted an 18-12 mark. Michigan State became the first team in Big Ten history to lead the conference in scoring offense (71.3 ppg), field-goal percentage (.522), 3-point field-goal percentage (.434) and free-throw percentage (.777) in the same season.

On Feb. 4, 2004, MSU defeated Iowa, 89-72, as Izzo recorded the 200th victory of his Spartan career, becoming just the third coach in MSU history to accomplish that feat. He also became the eighth head coach in NCAA history to record 200 wins in his first nine seasons. Ten days later, Izzo became just the third coach in Big Ten history to record 100 league wins in his first nine seasons, joining Bob Knight and Gene Keady as MSU defeated Minnesota, 69-58, on Feb. 14.

The 2002-03 season was a study in perseverance. Izzo rallied his team to win the final four regular-season games and eight of the last 10 conference games to finish 10-6 in the Big Ten, good for third place in the league. Michigan State made even bigger noise during the NCAA Tournament. The No. 7 seed Spartans easily dismissed Colorado in the first round, setting up a matchup with the No. 2 seed Florida Gators. The Spartans shocked many experts with a 68-46 victory in the Gators' home state. In the Sweet 16, MSU defeated defending-national champion Maryland in a thrilling two-point game, before eventually falling to the No. 1 seed Texas Longhorns in the Lone Star State.

The Elite Eight appearance was the fourth for MSU between 1999 and 2003. During that time period, no other school made more than two trips. In fact, since the NCAA Tournament expanded to 64 teams in 1985, just four programs (Duke, Kentucky, Michigan State and North Carolina) have advanced to four Elite Eights in any five-year period.

The 2001-02 season may prove to be one of Izzo's finest. Despite losing 81 percent of the scoring load from 2000-01, and having

ANYONE, ANYWHERE

Tom Izzo has consistently played one of the toughest schedules in America. With a willingness to play at home, on the road or a neutral site, his list of regular-season non-conference opponents reads like a who's who of top college basketball programs: Arizona, Arkansas, Baylor, Boston College, BYU, Connecticut, Duke, Florida, Florida State, Georgetown, Georgia Tech, Gonzaga, Iowa State, Kansas, Kentucky, Louisville, Marquette, Maryland, Miami (Fl.), Missouri, North Carolina, North Carolina State, Notre Dame, Oklahoma, Oklahoma State, Providence, Seton Hall, Stanford, Syracuse, Temple, Texas, UCLA, Utah, Virginia, Virginia Tech and Wichita State.

Most Ranked Opponents Among Final Four Teams Since 1997-98

219	Michigan State
218	North Carolina
205	Texas
202	Duke
191	Kentucky
181	Michigan
180	Illinois



IZZO'S NBA PIPELINE

Since Tom Izzo became head coach, 19 of his former Spartans have played in an NBA game. (Entering 2018-19)



Maurice Ager, Alan Anderson, Keith Appling, Charlie Bell, Shannon Brown, Mateen Cleaves, Matt Costello, Deyonta Davis, Paul Davis, Brandon Dawson, Jamie Feick, Bryn Forbes, Draymond Green, Gary Harris, Adreian Payne, Morris Peterson, Zach Randolph, Jason Richardson, Denzel Valentine

Former Izzo assistant Jim Boylen is an assistant with the Chicago Bulls. Former video coordinator Paul Rivers is Director of Basketball Operations with the Oklahoma City Thunder, and former video coordinator Jordan Ott is an assistant coach with the Brooklyn Nets.

Former managers and graduate managers have also found homes in the NBA. Brian Puga is the Director of Player Personnel for the Minnesota Timberwolves, while Steve Hetzel is an assistant coach with the Charlotte Hornets. Dan Vincent is special assistant to the head coach/manager of advance scouting with the Cleveland Cavaliers. Zach Peterson is the video coordinator with the Milwaukee Bucks. Ryan Nadeau is a basketball operations associate with the Chicago Bulls. Nate Babcock is special assistant to the head coach with the Atlanta Hawks, and Mike Pires is a scouting/personnel quality assurance assistant with the San Antonio Spurs. Brian Palazzolo is a basketball operations video intern with the Utah Jazz and Andrew Novak is a basketball operations associate with the Minnesota Timberwolves. Former athletic trainer Quinton Sawyer is now an assistant athletic trainer with the Charlotte Hornets. Sean Sheldon is a quality assurance assistant with the San Antonio Spurs.



three key players miss several games with injuries, Izzo led the Spartans to a 10-6 Big Ten mark (19-12 overall), finishing just one game out of first place. MSU won 10 of the last 13 regular-season games and earned a spot in the NCAA Tournament.

In 2000-01, Izzo earned NABC National Coach of the Year and District 11 Coach of the Year honors for leading Michigan State to its third straight Final Four and fourth straight regular-season Big Ten Championship. MSU became just the fourth school in Big Ten history to win four straight league titles.

MSU opened the season by winning its first 12 games to establish the best start in school history. On Dec. 25, 2000, the Spartans earned the top spot in The Associated Press Top 25, marking the first time they held the No. 1 position in the AP Poll since 1979. In Big Ten action, Michigan State posted a 13-3 record to win a share of the league crown. The Big Ten finale vs. Michigan marked Izzo's 100th Big Ten game. Through his first 100 games, Izzo posted a 72-28 mark, the fifth-best record in Big Ten history.

In the 2001 NCAA Tournament, Izzo guided the Spartans to a third-straight Final Four. For a third consecutive season, Michigan State earned a No. 1 seed. MSU won the first three games by double figures, establishing a record with nine straight NCAA Tournament victories by double digits. When MSU defeated Temple, 69-62, in the South Regional Final, the Spartans became just the ninth school to reach three-straight Final Fours and just the third since the NCAA Tournament field expanded to 64 teams in 1985. On the season, MSU finished with a 28-5 record.

Michigan State led the nation in rebound margin for the second straight season at +15.4 boards per game, tying the fifth-largest margin in Division I history (greatest since 1980). The Spartans also ranked 13th in the nation in scoring defense (61.8 ppg).

In 1999-2000, Michigan State captured the second NCAA Championship in school history and its third straight regular-season Big Ten Championship. MSU also won at least 30 games for the second straight season, posting a 32-7 mark, becoming just the second Big Ten school to accomplish that feat. The 65 wins over the 1998-99 and 1999-2000 seasons were the greatest two-year total in the history of the Big Ten. MSU also repeated as Big Ten Tournament champions.

Izzo led MSU to consecutive Final Fours for the first time in school history. For his efforts, Izzo was named USBWA District V Coach of the Year and NABC District 11 Coach of the Year. Izzo also recorded his 100th career victory in a Jan. 11, 2000, 77-71 overtime win over Indiana in the Breslin Center.

For the second consecutive season, Michigan State earned a No. 1 seed in the Midwest Region of the NCAA Tournament. After disposing of Valparaiso and Utah in Cleveland, the Spartans moved on to the Sweet 16 at the Palace of Auburn Hills, where they recorded come-from-behind victories versus Syracuse and Iowa State. In the Final Four, MSU defeated Wisconsin for the fourth time that season. The Spartans then captured their second NCAA title in school history, defeating Florida, 89-76.

In 1998-99, Izzo directed the Spartans on a magical run to the program's first appearance in the NCAA Final Four since 1979. Michigan State posted a record of 33-5, establishing a school record for most wins in a season. For his efforts, Izzo was named the Basketball Times National Coach of the Year and the National Association of Basketball Coaches (NABC) District 11 Coach of the Year. Throughout the Big Ten season, Michigan State established itself as the class program of the conference. Izzo directed the school to its second-straight Big Ten title. The Spartans followed up a 15-1 Big Ten regular season by capturing their first Big Ten Tournament championship. The 15 league wins tied a school record for most victories in conference play, while the Spartans' 93.8 winning percentage established a school record.

Whereas MSU's success in 1998-99 was expected, the Spartans took the college basketball world by storm in 1997-98. Izzo became the first MSU coach to earn Associated Press National Coach of the Year honors, leading MSU to a 22-8 record and a share of the Big Ten title. The Spartans posted a 13-3 mark in conference, earning Izzo Big Ten Coach of the Year honors.

Over the course of the 1997-98 season, Izzo and his team finished the year ranked No. 10 nationally by USA Today/ESPN, marking the first time the Spartans had finished in the Top 10 since 1995. In addition to his AP award, Izzo was named National Coach of the Year by Basketball News and the United States Basketball Writers Association (USBWA). Basketball Times selected Izzo as its Midwest Coach of the Year.

During Izzo's first season as head coach in 1995-96, he directed the Green and White to an overall slate of 16-16, including 9-9 in the Big Ten. Izzo recorded four wins over Top 25 teams. In 1996-97, Izzo guided the Green and White cagers to an overall mark of 17-12, including a Big Ten ledger of 9-9. Izzo led the Spartans to the second round of the NIT in each of his first two seasons.

In his 36th season as a member of the MSU coaching staff, Izzo has been with the Spartan program since taking a part-time assistant coaching position in 1983. An assistant coach with the Spartans from 1983-86, Izzo left MSU in May of 1986 to become the top assistant and recruiting coordinator at Tulsa. But, on June 10 of the same year, Izzo returned to East Lansing when Spartan assistant Mike Deane left to become head coach at Siena College.

Known as a tireless worker both on the recruiting trail and in the office, his hard work and loyalty were rewarded in July 1990, when Jud Heathcote appointed him associate head coach. His dutiful efforts were further recognized when, on March 30, 1993, then-MSU Athletics Director Merrily Dean Baker recommended both a one-year contract extension for Heathcote through the 1994-95 season and that Izzo be appointed head coach upon Jud's retirement. The MSU Board of Trustees accepted both recommendations on April 9, 1994.

Izzo originally came to MSU from Northern Michigan, where he had been an assistant from 1979-83. He was named a part-time assistant at MSU in September 1983. When former assistant Edgar Wilson left in November 1983, Izzo became a full-time assistant.

Izzo played guard for NMU's basketball team from 1973-77, and was voted the team's MVP as a senior. He was also a third-team Division II All-America pick that year and established the Wildcat record for most minutes played in a season. Following his graduation from NMU in 1977, Izzo took over as head coach at Ishpeming High School and served in that position for the 1977-78 campaign.

A native of Iron Mountain, Michigan, Izzo and former NFL head coach Steve Mariucci were Iron Mountain High School teammates in football, basketball, baseball and track. As college roommates at Northern Michigan, Izzo walked on to the basketball team, while Mariucci did the same with football. Both would go on to earn Division II All-America honors. Despite their busy schedules, they remain the closest of friends. For 10 years, they co-hosted a golf tournament in Iron Mountain to raise money for the community, including a fitness center for the high school.

In 1990, Izzo was inducted into the Northern Michigan University Hall of Fame and was selected as an inductee into the Upper Peninsula Hall of Fame during the summer of 1998. He was inducted into the National Italian-American Sports Hall of Fame in 2011, and the Michigan Sports Hall of Fame in 2015. He received the sport's ultimate honor when his election into the Naismith Memorial Basketball Hall of Fame was announced on April 4, 2016. He was officially enshrined in Springfield, Massachusetts, on Sept. 9, 2016.

In 2001, Izzo received honorary degrees from both Northern Michigan and Michigan State, delivering the commencement address at both graduation ceremonies.

Izzo is also an active volunteer in the community. Among his many efforts, he is very active with Coaches Vs. Cancer, Volunteers of America and Sparrow Hospital. In 2009, Izzo was presented the Coaches Vs. Cancer Champion Award, recognizing his work and leadership in the fight to save lives from cancer.

Izzo was born Jan. 30, 1955. His family includes his wife, Lupe, daughter, Raquel, and son, Steven.

THE TOM IZZO FILE

BORN

January 30, 1955, Iron Mountain, Mich.

HIGH SCHOOL

Iron Mountain High School

COLLEGE CAREER

Northern Michigan University, Guard, 1973-77

COLLEGE DEGREE

Northern Michigan, 1977

COLLEGE HONORS

1977 Team MVP

1977 Division II All-American (third-team)

Established school season record for minutes played

COACHING CAREER

Head Coach, Ishpeming High School, 1977-78

Assistant Coach, Northern Michigan, 1979-83

Assistant Coach, Michigan State, 1983-86

Assistant Coach, Tulsa, May-June 1986

Assistant Coach, Michigan State, June 1986-90

Associate Head Coach, Michigan State, 1990-95

Head Coach, Michigan State, 1995-Present

COACHING HONORS

Head Coach, 1997 Big Ten All-Star Team

1998 Associated Press National Coach of the Year

1998 Basketball News National Coach of the Year

1998 USBWA National Coach of the Year

1998 Big Ten Coach of the Year

1998 Basketball Times Midwest Region Coach of the Year

1999 Basketball Times National Coach of the Year

1999 NABC District 11 Coach of the Year

2000 NABC District 11 Coach of the Year

2000 USBWA District V Coach of the Year

2001 NABC National and District 11 Coach of the Year

USA Basketball Assistant Coach, 2001 Goodwill Games

Head Coach, 2002 NABC All-Star Game

USA Basketball Head Coach, 2003 Pan-Am. Games

2005 Clair Bee Coach of the Year

2009 Big Ten Coach of the Year

2011 John R. Wooden Legends of Coaching Honoree

2012 Big Ten Coach of the Year

2012 NABC National and District 7 Coach of the Year

2012 CBS Sports.com National Coach of the Year

2013 Wayman Tisdale Humanitarian Award

OTHER HONORS

1990 Inductee, Northern Michigan Univ. Hall of Fame

1998 Inductee, Upper Peninsula Hall of Fame

2011 Inductee, National Italian-American Sports Hall of Fame

2015 Inductee, Michigan Sports Hall of Fame

2016 Inductee, Naismith Memorial Basketball Hall of Fame

FAMILY

Wife - Lupe

Daughter - Raquel (24)

Son - Steven (18)



16TH SEASON



PLAYING EXPERIENCE

Michigan State (1989-1993)
1992 Team MVP
1993 Team Captain

COACHING EXPERIENCE

Oakland University (1997-99)
- Assistant Coach
Marquette (1999-2003)
- Assistant Coach
Michigan State (2003-Present)
- Assistant Coach (2003-12)
- Assoc. Head Coach (2012-Present)

Dwayne Stephens is in his 16th season as an assistant coach at Michigan State, and his seventh as associate head coach.

Stephens' many responsibilities include player development, scouting and recruiting. He's worked closely with eight Spartans selected in the last seven NBA Drafts, including six front court players (Draymond Green, Andrei Payne, Brandon Dawson, Deonta Davis, Miles Bridges and Jaren Jackson Jr.). Bridges returned to school after being named Big Ten Freshman of the Year in 2017-18 and was a consensus Second-Team All-American selection. Jackson was the first Big Ten player since 2007 to be named the Big Ten Freshman of the Year and the Big Ten Defensive Player of the Year in the same season. Davis developed into an NBA draftee after just one season. Dawson finished his career as MSU's all-time leader in blocked shots. Payne developed into a two-time All-Big Ten performer and a first-round pick in the 2014 NBA Draft.

Under Stephens' tutelage, Green was the 2012 NABC Division I Player of the Year, a Consensus First-Team All-American and won Big Ten Player of the Year honors. Green also finished his career as MSU's all-time leading rebounder, leading the conference in rebounding as a senior at 10.6 rpg, after finishing third in the league as a sophomore and junior. Spartan center Paul Davis was a three-time All-Big Ten honoree, including earning first-team all-conference and Associated Press honorable mention All-America honors in 2003-04, while finishing among the top 10 scorers and rebounders in MSU history. In 2009, All-Big Ten performer Goran Suton led the Big Ten in rebounding, one season after ranking second in the conference. Davis and Suton were also selected in the NBA Draft. In total, 25 different Spartans have earned some form of All-Big Ten recognition during his time on staff, while MSU has posted a 382-147 record in 14 seasons.

The Spartans led the nation in rebounding in 2009, 2010, 2016 and 2018, and have paced the Big Ten in eight of his 15 seasons.

Stephens has coached in 17 straight NCAA Tournaments, including the 2003 Final Four with Marquette and the 2005, 2009, 2010 and 2015 Final Fours with MSU. He has helped guide MSU to four Big Ten Championships and three Big Ten Tournament titles. Each of the top eight seasons in MSU history for blocks have occurred since Stephens joined the coaching staff, including a school record 251 in 2018.

Stephens is recognized as one of the top recruiters in the nation, playing a major role in many highly-ranked recruiting classes. The 2016-17 Sporting News College Basketball Yearbook listed him as the best recruiter in the Big Ten. A May 2014 article by Jeff Goodman and Jay Bilas at ESPN.com named Stephens as one of the Top 15 head coaching candidates among assistant coaches. In 2013, he was mentioned in an ESPN.com article as one of the Top 15 Recruiting Assistants according to a vote of his peers. In 2012, Bleacher Report listed him among the Top 10 Best Assistant Coaches and the Top 10 Recruiters. He was among the top five coaches on a list of the "Top 25 High-Major Assistants," according to FoxSports.com in 2010. In 2008, he was listed among the top 20 High-Major Assistants in the nation by Goodman at FoxSports.com. He was named a Rivals.com Class of 2006 Top 25 Recruiters.

A Ferndale, Michigan, native, Stephens was a four-year letterwinner at MSU from 1989-93. In his four seasons, MSU posted an 84-38 overall record and made four postseason appearances, as Stephens never missed a game. As a freshman, Stephens was a third-team selection on Basketball Weekly's Freshman All-America Team and scored the game-winning basket in a 72-70 victory over Purdue that clinched the Big Ten Championship. In 1990-91, he was the recipient of MSU's Best Defensive Player Award on a squad that advanced to the second round of the NCAA Tournament. Stephens earned MVP honors as a junior, averaging 11.2 points, 5.0 rebounds and 2.8 assists. He was named honorable mention All-Big Ten and was the recipient of MSU's Most Improved Player Award. In two NCAA Tournament games, Stephens averaged 16.0 points. As a senior co-captain in 1992-93, he averaged 9.1 points, 5.6 rebounds and 3.5 assists. He was named MSU's Best Defensive Player and earned a spot on the Basketball Weekly Honorable Mention All-Midwest Team. Following the conclusion of his collegiate career, Stephens played three professional seasons in Europe.

Prior to returning to his alma mater, Stephens spent four years (1999-2003) as an assistant at Marquette under former MSU assistant Tom Crean. In 2001, Brian Wardle became the school's first-ever first-team All-Conference USA honoree. Marquette made back-to-back NCAA Tournament appearances in 2002 and 2003, advancing to the Final Four in 2003. Dwayne Wade was a two-time all-league performer and earned First-Team All-America honors from The Associated Press in 2003. Stephens spent the 1997-98 and 1998-99 seasons as an assistant coach at Oakland University, where the Golden Grizzlies compiled a 27-27 two-year record. The 1998-99 campaign marked Oakland's first season as a Division I member.

Stephens earned a bachelor's degree in criminal justice from MSU in 1993. His family includes his wife Sarah, daughters, Taylor and Skylar, and son, Noah.



19TH SEASON

**PLAYING EXPERIENCE**

Northern Michigan (1974-77)

COACHING EXPERIENCE

Detroit Cody High School (1977-79)

- Assistant Coach

Belleville High School (1982-96)

- Junior Varsity Coach (1982-87)

- Head Coach (1987-96)

Michigan State (1996-2003)

- Assistant Coach

Cleveland State (2003-06)

- Head Coach

Southern Methodist Univ. (2006-07)

- Associate Head Coach

Michigan State (2007-Present)

- Assistant Coach

Mike Garland is in his second stint on the Spartan bench, with the 2018-19 campaign marking his 19th season at Michigan State.

He returned to East Lansing for the 2007-08 season, having previously served as an assistant at MSU for seven seasons from 1996-2003. In his time at MSU, Garland has helped coach the Spartans to 17 NCAA Tournaments, eight Big Ten Championships, five Big Ten Tournament Championships, six Final Fours and one National Championship. In fact, he has been on staff for every Big Ten Championship the Spartans have won under Tom Izzo. He excels in self-scouting and individual player improvement. His instruction led to six Spartans being selected in the NBA Draft during a three-year span from 2000-02. In total, he has worked with 18 Spartans who have been selected in the draft, including eight in the last seven seasons.

"Mike is someone who was here through our championship and Final Four runs, and helped build this program from the ground up," said Izzo at the time of Garland's return. "Mike has a tremendous passion for coaching and developing relationships with players. He helps instill the toughness necessary to compete at the championship level."

In 2006-07, Garland served as associate head coach at SMU under Matt Doherty. Prior to that, he was head coach for three seasons at Cleveland State, posting a 23-60 record, while increasing the Vikings' win total each season. In his second season, the Vikings improved by six wins in Horizon League play, which was the fifth-best improvement in league history.

Prior to his arrival at East Lansing, Garland enjoyed a successful nine-year stint as varsity head coach at Belleville High School. During that time, he posted a career record of 153-49 (.757) while earning numerous coaching honors. He was selected as the Associated Press' 1993-94 Michigan High School Coach of the Year, while also being named the Michigan Mega Red Conference Coach of the Year. Garland, who coached three players to first-team all-state honors during his tenure at Belleville, was named The Detroit News All-Metro West Coach of the Year in 1990-91, while being selected as the All-Suburban Coach of the Year during the same campaign by the Detroit Free Press. His Belleville teams won six Mega Red Conference championships, four district titles and advanced to the state tournament quarterfinals in 1991. He spent five seasons as an assistant at Belleville before being named head coach.

Garland started his coaching career in 1977 with a two-year stint as an assistant basketball coach at Cody High in Detroit. Garland then headed to private business for several years before his desire to teach led him back into coaching as the junior varsity coach at Belleville High in 1982.

Garland earned a bachelor's degree in physical education and community recreation from Northern Michigan in 1977. While at NMU, he was the recipient of the Minority Student Academic Achievement Award. Izzo and Garland were teammates on the Wildcats' basketball squad.

Garland's family includes his wife, Cynthia, daughter, Simone, and sons Quentin and Michael Ray, and grandchildren Simone, LaNyla, Jacqueline, Amanda, Jeremiah, Helen and Isaiah.



8TH SEASON



PLAYING EXPERIENCE

Indiana (1998-2002)
2002 Big Ten Defensive POY
2001 & 2002 Team Captain

COACHING EXPERIENCE

Indiana (2003-05)
- Administrative Assistant
IPFW (2005-11) - Head Coach
Michigan State (2011-Present)
- Assistant Coach

Dane Fife is in his eighth season as an assistant coach at Michigan State, working closely with the Spartan perimeter players.

Over the last two years, Fife worked with Miles Bridges, who was selected by the Los Angeles Clippers in the lottery of the 2018 NBA Draft and was a consensus Second-Team All-American selection.

Last season, MSU led the nation in assists per game (19.1) and ranked No. 2 in the country in total assists (670), while handing out the second-most assists in a single season in school history. Fife helped guide sophomore guard Cassius Winston to All-Big Ten third team honors. Winston led the conference, and ranked No. 8 in the country, in assists per game (6.9) and led the Big Ten Conference in 3-point field goal percentage.

In 2015-16, Fife helped guide Denzel Valentine to National Player of the Year honors, while Bryn Forbes earned Second-Team All-Big Ten honors. Valentine was selected by the Chicago Bulls in the lottery of the 2016 NBA Draft, while Forbes signed a free-agent contract with the San Antonio Spurs. On the court, MSU led the nation in assists per game (20.5), while setting school single-season records for assists (719) and made 3-pointers (321).

One year earlier, Travis Trice and Valentine earned All-Big Ten honors. In 2013-14, Gary Harris earned First-Team All-Big Ten honors and was selected in the first round of the 2014 NBA Draft, one season after becoming the first Spartan to ever be named Big Ten Freshman of the Year. Keith Appling and Valentine were honorable mention honorees in 2014. For Appling, who entered MSU as a shooting guard, he earned All-Big Ten honors three straight seasons after developing as a point guard.

Fife also brings the consistency he possessed as a player to his role as a coach, as the Spartans have held opponents below a .400 field-goal percentage in six of the last seven years, including leading the country in field goal percentage defense in 2017-18 (.367), while ranking second nationally in 2015-16 (.382) and 2011-12 (.379). He is also instrumental in MSU's scouting and recruiting efforts. A May 2014 article by Jeff Goodman and Jay Bilas at ESPN.com listed Fife among the top head coaching candidates in the nation.

Prior to his arrival in East Lansing, he spent six seasons as head coach at IPFW, beginning in 2005-06. At the time he was the youngest head coach in Division I basketball, a distinction he held for five seasons. In each of his six seasons, IPFW tied or broke its record for wins at the Division I level, as Fife guided the Mastodons from independent status to membership in the Summit League. He posted an 82-97 record, including a 34-27 mark over the last two seasons, and a four-year mark of 37-35 in conference. In his final season of 2010-11, IPFW finished with an 18-12 record. Fife mentored three all-conference performers, including Jaraun Burrows (2008, Second Team), Deivez Yearby (2010, Second Team) and Ben Botts (2011, Second Team). Yearby was also named Summit League Sixth Man of the Year in 2009.

A 2002 graduate of Indiana University, Fife led the Hoosiers to the 2002 national title game and a share of the regular-season Big Ten Championship. Individually, he was named co-Big Ten Defensive Player of the Year as a senior. He is the Indiana career leader with 180 steals over the course of his four-year career (1998-2002), while the 53 he recorded as a senior rank tied for the eighth-best single-season mark at IU. With 99 career 3-pointers, he ranks among the top 20 in school history, while his .478 3-point field-goal percentage in 2001-02 ranks sixth on IU's single-season chart. The 37 games he started as a senior established the Indiana single-season mark, while the 131 games in which he played over the course of his career rank tied for sixth all-time at IU.

Prior to becoming head coach at IPFW, Fife was a member of Mike Davis' staff for two years at Indiana, serving as an administrative assistant.

Fife was the Gary Steelheads' first round pick in the 2002 CBA Draft and started five of the 34 games in which he played, averaging 3.4 points.

A 1998 graduate of Clarkston (Mich.) High School, Fife was the recipient of the Hal Schram Mr. Basketball Award in 1998. He was also a McDonald's and Parade All-America selection, while playing for his father Dan.

He owns two degrees from Indiana, earning a bachelor's degree in recreation (2002) and a master's degree in athletic administration (2005). His family includes his wife, Blair, and daughters Quinly and Reagan.





David Thomas, who was a member of the 2000 Spartan men's basketball national championship team, will be starting his fourth season as director of basketball operations after spending the 2014-15 season with the Michigan State women's basketball team in a similar position.

This past summer, Thomas was among a group of administrators selected to the Teamworks Basketball Leadership Committee, an invite-only summit that

focused on empowering student-athletes and creating a holistic approach to player management.

Thomas has been a staple of the Greater Lansing community since finishing his professional basketball career in 2009. Prior to returning to MSU, he spent two years working for Michigan State University Federal Credit Union, most recently as the Business Services Assistant Manager. Prior to that, Thomas was the owner and operator of Evergreen Car Wash & Detail in Lansing for four years. During that time, he also spent time as the host of the Spartan Fastbreak show on WLNS TV from 2010-12.

Since 2002, Thomas founded, coordinated and managed the daily operations of the David Thomas Basketball Clinic. The camp, which reached over 300 athletes per year, was for both boys and girls ages 6-18. Thomas was also a board member of many local organizations, including the East Lansing Basketball Club, the Lauren Aitch Cancer Research Foundation, the Learn Live Lead Entrepreneurial Academy and the MSU Varsity S Club.

Thomas spent nine seasons playing professionally in Australia, for the Melbourne Tigers (2001-08) and the Cairns Taipans (2008-09). While with Melbourne, the team won the 2005-06 and 2007-08 national championships. In addition, Thomas was a member of the Canadian National teams from 2000-08, including representing his home country at the 2002 World Championships.

A versatile 6-7 guard/forward, Thomas played four seasons for MSU (1996-98, 99-01), highlighted by the 2000 National Championship, four Big Ten championships and three Final Fours. During his junior season, Thomas was fourth on the team in assists and started the first 11 games of the season at point guard while Mateen Cleaves recovered from injury. In his Spartan career, Thomas averaged 3.2 points, 3.6 rebounds and 1.2 assists in 114 career games, including 46 starts.

Thomas graduated from MSU in 2001 with a degree in advertising. He lives in East Lansing with his wife Toni, also a Michigan State graduate, and their two children, Kingston and Kennedy.

VIDEO COORDINATOR **DREW DENISCO**



Drew Denisco is in his fourth season as video coordinator for the Michigan State men's basketball program. A native of Worthington, Ohio, Denisco assists the coaching staff in breaking down game and practice video to create individual player edits for the Spartans along with opponent scouting materials. Denisco most recently spent three seasons as a seasonal video assistant coordinator with the NBA's Cleveland Cavaliers, where he worked under the direction of former Spartan manager Dan Vincent. Prior to joining the Cavaliers, he spent two seasons at the University of Akron, serving as graduate manager and then video coordinator while completing a master's degree in sport administration (2012). He spent one year as a graduate manager at Cleveland State in 2009-10. Denisco earned a bachelor's degree in psychology from Wittenberg University in 2009, where he played one season before later serving as a student assistant for the men's basketball team. His family includes his wife Allison, daughter Jordan and son Carter.

ASSISTANT VIDEO COORDINATOR **DOUG HERNER**



Doug Herner is in his 15th season as assistant video coordinator with the Michigan State basketball program. Herner has 22 years of experience as a coach at Lansing Sexton High School, while also serving as a teacher for 34 years. For seven seasons, his duties also included serving as camp director for Michigan State's basketball camps. He received his bachelor's degree in education from the University of Michigan in 1964. He earned three varsity letters in basketball with the Wolverines from 1961-64, winning a Big Ten title in 1964. He was inducted into the Greater Lansing Sports Hall of Fame in 1988. His family includes his wife, Sue, daughters, Holly (husband Rashad) and Tamara (husband Walter), and sons, D.J. and Scott, and grandchildren Sophia, Katy and Kai.





Nick Richey is in his third season as athletic trainer for the Michigan State men's basketball team. Previously, Richey served as the head athletic trainer for the Wake Forest football program from 2014-16. Richey joined the Demon Deacons after spending two seasons as the Assistant Athletic Director for Sports Medicine at Bowling Green (2012-14), where he worked with the Falcon football program. Prior to Bowling Green, Richey was an assistant athletic trainer at the University of Illinois for five seasons (2007-12), including four years as the head athletic trainer for football, and was an assistant athletic trainer at Notre Dame. A native of Greenfield, Indiana, Richey earned his bachelor's degree in athletic training from Purdue University in 2003 and his master's of education degree in health and promotions and health education from Virginia Tech in 2005. Nick and his wife Abby have three children, sons Hayden and Grady and daughter Cecilia.

STRENGTH & CONDITIONING COACH **MARSHALL REPP**



Marshall Repp is in his second year as an assistant strength and conditioning coach at Michigan State and works primarily with the men's basketball team. Repp came to East Lansing in 2016 as an intern and was named an assistant strength and conditioning coach in September 2017, working with men's basketball, women's basketball and volleyball. He was the primary strength coach with the men's basketball team en route to the 2018 Big Ten Regular Season Championship. Prior to his arrival at MSU, Repp was an intern at Eastern Michigan and served as the head strength and conditioning coach for the Minnesota Select Volleyball Club from 2013-16. He earned his bachelor of science in kinesiology with a minor in coaching and athletic training at the University of Northwestern – Minnesota. He played four years at defensive back on the football team and was a team captain in 2013. Repp is currently pursuing a master's at Michigan State.

DIRECTOR OF SPORTS MEDICINE AND PERFORMANCE **JEFF KOVAN**



Dr. Jeff Kovan was promoted to Director of Sports Medicine and Performance for Michigan State athletics in the summer of 2013. Prior to that, Kovan had served as the primary care sports medicine director since 1996. Dr. Kovan is an assistant professor in the College of Osteopathic Medicine, Division of Sports Medicine. He is Board certified in Family Medicine and has completed his Certificate of Added Qualifications in Sports Medicine. A 1987 graduate of MSU's College of Osteopathic Medicine, he returned to MSU in 1995 to direct the school's Sports Medicine program. His family includes wife, Jessica, daughters, Brianna and Sarah, and son, Zachary, who is a senior on the MSU men's soccer team.

DIRECTOR OF ATHLETIC EQUIPMENT **DAVE PRUDER**



Serving as the equipment manager for the Spartan men's basketball team is Dave Pruder. A certified equipment manager and a member of the equipment staff since 1989, Pruder was promoted to director of athletic equipment in 2015. In addition to the planning and distribution of equipment for Spartan athletes, Pruder acts as a liaison between Michigan State and outside equipment and apparel companies. An avid runner, he has completed 82 marathons, including one in every state and 20 Boston Marathons. He earned his bachelor's degree in business from Michigan State in 1987, his master's degree in physical education and exercise science in 1989 and his M.B.A. in 1992. Pruder's family includes wife, Theresa, daughter, Kristen, and son, David Thomas.



Kristin Reinhart is in her seventh year as the academic coordinator for the men's and women's basketball teams. Prior to Michigan State, she served as an academic counselor for several Olympic sports at Penn State. A native of East Lansing, Reinhart received her bachelor's degree in accounting from Ferris State in 2007, where she was a four-year letter winner on the basketball team. While earning her master's degree in sports administration in 2010 from Michigan State, she served as a mentor and graduate

assistant with Student-Athlete Support Services. Following MSU, Reinhart completed a post-grad internship at North Carolina State in the Academic Support Program for Student-Athletes office working with men's basketball. She is a member of the National Association of Athletic Academic Advisors (N4A) and graduated from the N4A Professional Development Institute in 2011.

OFFICE **STAFF****LORI SODERBERG**

Executive Secretary

**KRISTIN RAY**Sport Operations
AssistantOFFICE **STAFF****CARA KAYE**Social Media
& Recruiting**CHRIS FOWLER**

Graduate Manager





SPARTAN **MANAGERS**

Back Row (L-R): George Johnson III, Brian Novak, Drew Seifert, Owen Riley, Jordan Phillips, Colin Donnelly, Eli Atzenhoffer. **Front Row (L-R):** Jillian White, Cole Smith, Matt Palazzolo, Matt McClaughry, David Owens, Justin Green, Sebastian Andersen.



OFFICE **ASSISTANTS**

Back: (L-R): Jill Kaye, Kristen Pruder, Cedee Powers, Travionna Babbers, Morgen Brenneman. **Front (L-R):** Maddie Quick, Kayleigh Rand, Taylor Washington, Erin Kaye

The student office assistants have also used their time in the Spartan basketball office to prepare for rewarding careers, including some in athletics. Here is a list of those still involved in athletics.

Kelsie Cohen, Production Coordinator II, ESPN
 Kristyn Crippen, PGA Intern, Cherry Creek Country Club
 Toni Connor, Manager of Suite Services, Tampa Bay Lightning
 Laura Hue, Associate Athletics Director, IUPUI
 Raquel Izzo, Spartan Fund Development Assistant, Michigan State
 Cara Kaye, Social Media & Recruiting, Michigan State Men's Basketball

Since moving into the Berkowitz Basketball Complex in 2002, 40 managers, graduate managers and video coordinators have moved on to a profession in athletics. Here is a list of the 28 still involved in athletics:

Nate Babcock
 Special Assist. to the Head Coach, Atlanta Hawks
Jon Borovich
 Associate Head Coach, Northern Illinois
Jamie Curtis
 Lead Media Operator, ESPN/SEC Network
Jon Dykema
 Mgr. of Football Admin./Lead Counsel, Detroit Lions
Sean Dwyer
 Assistant Coach, Northern Kentucky
Joe Griffin
 Head Coach, Roosevelt University
Andrew Henk
 Assistant Equipment Manager, Detroit Pistons
Steve Hetzel
 Assistant Coach, Charlotte Hornets
TJ Hurley
 Head Coach, Livonia Franklin H.S.
Ben McNally
 Assistant Coach, South Lyon H.S.
Justin Munson
 Athletic Business/Operations Asst., Wayne State
Ryan Nadeau
 Director of Player Personnel, Virginia Tech
Andrew Novak
 Basketball Operations Assoc., Minnesota Timberwolves
Jordan Ott
 Assistant Coach, Brooklyn Nets
Brian Palazzolo
 Basketball Operations Video Intern, Utah Jazz
Brian Pauga
 Director of Player Personnel, Minnesota Timberwolves
Kevin Pauga
 Assistant AD/Administration, Michigan State
Zach Peterson
 Video Coordinator, Milwaukee Bucks
Mike Pires
 Scouting/Personnel Quality Assurance Asst., San Antonio Spurs
Paul Rivers
 Director of Basketball Ops., Oklahoma City Thunder
Joe Rood
 General Manager of Ticket Sales, Univ.Pittsburgh
Sean Sheldon
 Quality Assurance Assistant, San Antonio Spurs
Robby Smith
 Director of Sport Operations, Michigan State
Bryan Tibaldi
 Assistant Coach, Cleveland State
Drew Valentine
 Assistant Coach, Loyola Chicago
Dan Vincent
 Special Assistant to the Head Coach/Manager of Advance Scouting, Cleveland Cavaliers
Charlie Wesley
 Elite Support Lead, Americas, Hudl
George Wishart
 Associate Director, CBS Sports



2018-19 SPARTANS

2018-19 MICHIGAN STATE BASKETBALL





KYLE AHRENS

6-6 // 206 // VERSAILLES, OHIO //
R-JUNIOR // GUARD/FORWARD

CAREER STATS

Year	GP/GS	Min./Avg	FG-FGA	FG%	3FG-FGA	3FG%	FT-FTA	FT%	OFF-DEF	REB	AVG	PF/D	A	TO	BL	ST	PTS	AVG
15-16	26/0	86/3.3	10-24	.417	4-13	.308	7-10	.700	8-8	16	0.6	10/0	7	9	2	2	31	1.2
16-17	34/4	279/8.2	30-70	.429	15-45	.333	12-16	.750	6-33	39	1.1	46/0	8	9	0	1	87	2.6
TOTAL	60/4	365/6.1	40-94	.426	19-58	.328	19-26	.731	14-41	55	0.9	56/0	15	18	2	3	118	2.0

THE WORD

Strong, tough wing player • Explosive athlete with high basketball IQ • Very good outside shooter • Good offensive rebounder • Coming off an excellent, healthy summer, after missing the 2017-18 season with a foot injury.

2017-18

Missed the entire season after an injury in the pre-season • Selected to the National Association of Basketball Coaches (NABC) Honors Court, recognizing men's basketball players who carry a grade-point average of 3.2 or higher.

2016-17

Appeared in 34 games, starting four, averaging 2.6 points and 1.1 rebounds in 8.2 minutes • Matched his career high with nine points, while setting new career highs in rebounds (7) and minutes (27) vs. Tennessee Tech (12/10) • Scored a season-high nine points in two additional contests, against Mississippi Valley State (11/18) and Northeastern (12/18) • Scored six points against Nebraska (2/23), a personal best against a Big Ten opponent • Started in four of seven games in December while Miles Bridges recovered from an ankle injury, and averaged 7.0 ppg and 3.5 rpg in those four starts • Made his first career start vs. Oral Roberts (12/3), scoring six points to go along with four rebounds • Hit two 3-pointers in three contests against Mississippi Valley State (11/18), Tennessee Tech (12/10) and Penn State (3/9) • Academic All-Big Ten.

2015-16

Appeared in 26 games, averaging 1.2 points and 0.6 rebounds in 3.3 minutes • Scored a season-high five points and grabbed a season-high three rebounds against Arkansas-Pine Bluff (11/20) • Scored four points in three games against Boston College (11/26), Rutgers (1/31) and Penn State (2/28) •

Played a season-high 11 minutes against Binghamton (12/5).

HIGH SCHOOL

Averaged 30.0 points, 8.3 rebounds and 3.4 assists per game as a senior at Versailles High School, playing for Coach Scott McEldowney • 2015 Associated Press Division III First Team All-Ohio • Led the Tigers to the Ohio High School Athletic Association regional tournament, falling in the district finals • First Team All-Midwest Athletic Conference • Division III Southwest District Boys Basketball Player of the Year • Participated in the 2015 American Family Insurance High School Slam Dunk Championship • Played in the Ohio Division III-IV North-South All-Star Game, scoring 15 points for the South • Daily Advocate (Greenville, Ohio) Winter Sports Athlete of the Year • Averaged 22 points, seven rebounds and four assists as a junior, before suffering a season-ending leg injury in the sixth game of the season • Shot 62 percent from two-point range and 40 percent from outside the arc, while also shooting 77 percent from the foul line • Helped lead Versailles to the Ohio Division III state title game as a sophomore, posting a final record of 23-6 • Averaged 19.8 points as a sophomore, leading the team in scoring, rebounding, steals and assists, while shooting .824 from the foul line, to earn special mention Division III All-Ohio honors • Was a four-year starter • His dunk over an opposing player in the state semifinals was featured on ESPN SportsCenter's Top 10 plays • Rated the No. 36 shooting guard in the nation by ESPN100 and No. 47 by 24/7 Sports, and the No. 25 small forward by Scout.com • National Honor Society member.

PERSONAL

Kyle William Ahrens • Born March 6, 1996 • Son of Kevin and Susan Ahrens • Advertising major who is expecting to graduate in December • Starting a Master of Arts in Education in the spring.





MARCUS BINGHAM JR. 6-11 // 215 // GRAND RAPIDS, MICH. // FRESHMAN // FORWARD

THE WORD

A stretch forward who can handle the ball and play in space • Has a 7-4 wingspan, the longest on the team • Height and length make him effective around the basket • Shot blocker.

HIGH SCHOOL

A two year letterwinner at Grand Rapids Catholic Central • A starter his last two years and captain as a senior • 2018 Detroit Free Press Class B First Team selection • Detroit News Class B First Team selection • Averaged 21.0 points, 11.0 rebounds, four blocks and two assists during his senior year • Ranked No. 68 in the country by 247Sports.com • A finalist for the Michigan Mr. Basketball Award • Helped lead Grand Rapids to the Class B state championship • 2017 Detroit News Class B Fourth Team honoree • Averaged 16 points, 10 rebounds and two blocked shots as a junior • Led Grand Rapids Catholic Central to a conference title, a district title and an appearance in the regional final • Grew eight inches over the last two years • Opened his prep career at Ottawa Hills, where he played as a freshman and a sophomore.

PERSONAL

Marcus Jerome Bingham Jr. • Born on July 14, 2000 in Grand Rapids • The son of Marcus Bingham Sr. and Jonie Bondon • Has an older sister, Makaiya, and a younger brother, Mykel • Favorite team is the Golden State Warriors and athlete is Kevin Durant • Grew from 6-2 as a freshman to 6-10 as a senior • Plans to major in communication.







GABE BROWN

6-7 // 210 // YPSILANTI, MICH. //
FRESHMAN // FORWARD

THE WORD

Athletic wing who can score in a variety of ways • Gym rat with a high basketball IQ • Very good outside shooter • Tremendous passion for the game • Grew six inches between his freshman and junior years in high school.

HIGH SCHOOL

2018 Detroit News Class A First Team honoree and All-West First Team selection • 2018 Detroit Free Press Class A First Team selection • Averaged 18.5 points, 5.7 rebounds, 2.1 assists and 1.2 blocks to help Belleville reach the Class A regional finals • Connected on 42.0 percent of his 3-point field goal attempts • 2017 Detroit Free Press Class A All-State honoree • 2017 Detroit News Class A Third Team honoree, while also earning Detroit News All-West honors • Averaged 15.9 points, 5.7 rebounds and 1.4 blocks as a junior at Belleville High School • Shot 60.2 percent from the field and 41 percent from 3-point range • Led Belleville to a 20-3 record and a district title • 2017 Associated Press Class A All-State honorable mention • Grew from 6-1 as a freshman to 6-7 as a junior.

PERSONAL

Gabriel Thomas Brown • Born March 5, 2000 in Ypsilanti, Mich. • The son of Nick Brown • Has two brothers, Stephone Fredrick, who went to Bethany Lutheran College, and Nick, who went to William Penn University • An honor roll student at Belleville • Lists his brothers, mother, grandparents and his late father as the most influential people in his life • Lists The Proud Family and The Regular Show as his favorite TV shows • Favorite athletes are LeBron James and Kobe Bryant • Favorite team is the Los Angeles Lakers • Plans to major in communication.





40

BRADEN BURKE**6-11 // 235 // STEVENSVILLE, MICHIGAN //**
R-SOPHOMORE // FORWARD**CAREER STATS**

Year	GP/GS	Min./Avg	FG-FGA	FG%	3FG-FGA	3FG%	FT-FTA	FT%	OFF-DEF	REB	AVG	PF/D	A	TO	BL	ST	PTS	AVG
16-17	32/7	487/15.2	61-144	.424	0-0	.000	17-44	.386	28-58	86	2.7	76/0	4	33	10	11	139	4.3
TOTAL	32/7	487/15.2	61-144	.424	0-0	.000	17-44	.386	28-58	86	2.7	76/0	4	33	10	11	139	4.3

THE WORD

Sat out the 2017-18 season due to NCAA rules after transferring from Robert Morris • Skilled center with solid mid-range jump shot • Good finisher around the rim.

2017-18

Sat out the season due to NCAA rules following his transfer from Robert Morris.

2016-17 (AT ROBERT MORRIS)

Appeared in 32 games, including starting seven, averaging 4.3 points and 2.7 rebounds in 15.2 minutes • Started the first six contests of the season, averaging 5.2 points and 3.5 rebounds • Scored in double figures in three contests • Scored a season-high and team-high 12 points against Fairleigh Dickinson (12/31), including hitting 5-of-6 shots • Totaled 10 points against both Richmond (11/20) and LIU Brooklyn (1/5) • Grabbed a season-high eight rebounds against Kansas State (11/22), while grabbing seven rebounds against both Richmond (11/20) and Oakland (12/10) • Played double-figure minutes in 28 of his 32 contests.

HIGH SCHOOL

Averaged 19.4 points and 12.2 rebounds as a prep senior at Lakeshore High School • Led the Lancers to an overall record of 20-8 and an appearance in the Class B state championship game, scoring a game-high 19 points against Detroit Henry Ford in the title game • Named Class B Second-Team All-State by the Detroit News • 2016 Associated Press Class B All-State honorable mention selection • McDonald's All-American nominee in 2016 • Averaged 17.6 points, 11.4 rebounds and 4.0 blocks per contest as a junior • Three-time all-conference selection.

PERSONAL

Braden Henry Burke • Born Nov. 7, 1997 • Son of Ralph and Marianne Burke • Advertising management major.







CONNER GEORGE

6-4 // 200 // OKEMOS, MICHIGAN //
R-JUNIOR // GUARD

CAREER STATS

Year	GP/GS	Min./Avg	FG-FGA	FG%	3FG-FGA	3FG%	FT-FTA	FT%	OFF-DEF	REB	AVG	PF/D	A	TO	BL	ST	PTS	AVG
16-17	10/0	12/1.2	1-2	.500	0-1	.000	4-6	.667	0-3	3	0.3	0-0	1	3	0	0	6	0.6
17-18	16/0	54/3.4	3-15	.200	0-8	.000	0-2	.000	7-11	18	1.1	6/0	0	2	0	3	6	0.4
TOTAL	26/0	66/2.5	4-17	.235	0-9	.000	4-8	.500	7-14	21	0.8	6/0	1	5	0	3	12	0.5

THE WORD

Awarded a scholarship for 2017-18, after initially joining the Spartans as a walk-on for the 2015-16 season • Earned his bachelor's degree in three years and is currently enrolled in graduate school • Excellent long-range shooter.

2017-18

Appeared in 16 games • Averaged 0.4 points and 1.1 rebounds in 3.4 minutes per game • Played a career-high 18 minutes, scored two points, grabbed a career-best seven rebounds, including five on the offensive end, in the first round of the PK80 Invitational against DePaul (11/23) • Also hit baskets in wins over Nebraska and Long Beach State (12/21) • Selected to the National Association of Basketball Coaches (NABC) Honors Court, recognizing men's basketball players who carry a grade-point average of 3.2 or higher.

2016-17

Appeared in 10 games, averaging 0.6 points in 1.2 minutes • Recipient of MSU's Tim Bograkov Walk-On Award • Scored a career-high four points, going 4-for-6 from the free throw line in the Big Ten Tournament vs. Penn State (3/9) • Scored his first career points on a layup vs. Minnesota (1/11) • Saw his first action in the Green and White and grabbed two rebounds vs. Mississippi Valley State (11/18) • Academic All-Big Ten.

2015-16

Redshirted.

HIGH SCHOOL

2015 Lansing State Journal Dream Team honoree • Averaged 23 points and 10.6 rebounds as a senior, shooting 48 percent from the field and 83 percent from the foul line, playing for Coach Jeff Wonch • Made 38 3-pointers on the season • 2015 Class A All-State honoree as selected by the Basketball Coaches Association of Michigan • 2015 Associated Press Honorable Mention Class A All-State • Chose to walk-on at Michigan State over numerous Division II and III opportunities • Earned 2014 all-league honorable mention accolades, while leading Okemos to the Class A district finals.

PERSONAL

Robert Conner George • Born Feb. 18, 1997 • Son of Jerry and Cathy George; Cathy is head coach of the Michigan State volleyball team • Earned his bachelor's degree in communication in May 2018 • Currently pursuing a Master of Arts in education.







KENNY GOINS

6-7 // 230 // TROY, MICHIGAN //
R-SENIOR // FORWARD

CAREER STATS

Year	GP/GS	Min./Avg	FG-FGA	FG%	3FG-FGA	3FG%	FT-FTA	FT%	OFF-DEF	REB	AVG	PF/D	A	TO	BL	ST	PTS	AVG
15-16	26/0	266/10.2	20-29	.690	0-0	.000	12-21	.571	24-51	75	2.9	32/1	20	15	11	4	52	2.0
16-17	35/14	639/18.3	48-83	.578	0-0	.000	22-33	.667	38-121	159	4.5	92/6	21	37	21	8	118	3.4
17-18	31/0	431/13.9	27-59	.458	4-15	.267	7-11	.636	25-63	88	2.8	35/0	37	16	22	12	65	2.1
TOTAL	92/14	1336/14.5	95-171	.556	4-15	.267	41-65	.631	87-235	322	3.5	159/7	78	68	54	24	235	2.6

THE WORD

Joined the Spartans as a walk-on prior to the 2014-15 season despite scholarship offers from Division I schools • Earned a scholarship prior to the 2015-16 season • One of MSU's top defenders at both forward positions • Combines great physical frame with great athleticism • Aggressive rebounder.

2017-18

Appeared in 31 games • Averaged 2.1 points, 2.9 rebounds and 1.2 assists in 13.9 minutes • Fifth on the team in blocked shots with 22 • Had one of his best performances of the season against Oakland (12/16) with four points, a season-high eight rebounds, a career-high seven assists and two steals in 20 minutes • Scored eight points, had five rebounds and two blocks against Maryland (1/4) • Had eight rebounds and four assists in game against Rutgers (1/10) • Registered seven points, a team-high nine rebounds, and two assists at Iowa (2/6) • Played a career-high 30 minutes against Purdue (2/10), tallying six points, three rebounds and three assists • Scored a season-high nine points against Illinois (2/20).

2016-17

Appeared in all 35 games, including starting 14, averaging 3.4 points and 4.5 rebounds in 18.3 minutes • Started the first 12 contests of the season as MSU's lone post player in the starting rotation • Registered a season-high 10 rebounds vs. Iowa (2/11), marking a career high for rebounds in a Big Ten game • Scored a career-high 10 points at Duke (11/29) and registered five rebounds • Made his first career Big Ten start at Nebraska (2/2) and matched his career high with 10 points on a perfect 5-of-5 shooting from the floor • Grabbed a game-high eight rebounds vs. Arizona (11/11), making his first career start • Second on the team with a .578 field goal percentage • Ranked third on the squad with 4.5 rebounds per game, posting eight games with seven or more rebounds.

2015-16

Appeared in 26 games, averaging 2.0 points and 2.9 rebounds in 10.2 minutes • Scored a season-high nine points at Purdue (2/9), adding a team-best nine rebounds against the Boilermakers • Grabbed a season-high and team-best 13 rebounds in a victory over Louisville (12/2) • Scored six points against both Northeastern (12/19) and Iowa (12/29) • Led the team in rebounding in three contests, including games against Louisville (12/2), Northeastern (12/19) and Purdue (2/9) • Played double-figure minutes in 11 contests, including four contests of more than 20 minutes • Shot a team-best .690 (20-29) from the field • Suffered a left knee injury against Indiana (2/14) forcing him to miss the next eight games • Returned for NCAA Tournament game against Middle Tennessee (3/18) where he re-injured the same knee.

2014-15

Redshirted

HIGH SCHOOL

Averaged 21.1 points, 14.8 rebounds and 4.8 blocks as a senior for Warren Mott, playing for Coach Jeff Olind • 2014 Class A All-State selection by both The Detroit News and Detroit Free Press • 2014 Associated Press All-State selection • Led Mott to a 23-3 record and reached the Class A quarterfinals for the first time in school history • 2014 Macomb County Player of the Year • Recorded two triple-doubles as a senior, and posted a double-double in every contest • Excelled as a tight end in football • Honor roll student who also considered Ivy League member Dartmouth • Four-year student class president.

PERSONAL

Kenneth Lynn Goins • Born Sept. 11, 1996 • Son of Ken and Laura Goins • Grew up as a big Michigan State fan and attended the 2014 Rose Bowl in Pasadena, California, where MSU defeated Stanford • Graduated with degree in advertising management • Currently pursuing a master's degree in communication.





AARON HENRY

6-6 // 210 // INDIANAPOLIS, IND. //
FRESHMAN // FORWARD

THE WORD

A versatile player who is a strong finisher, can pull up and shoot from long distance • Plays with toughness and uses his athleticism on both ends, showing the ability to guard opposing wings and play in the post • A physically strong freshman • A solid catch and shoot player .

HIGH SCHOOL

A four-year starter and captain at Ben Davis in Indianapolis • Selected to the Supreme 15 by the Indiana Basketball Coaches Association and an Associated Press All-State First Team selection • A second team selection to the All-USA Indiana team • Led Ben Davis to a sectional title as a senior while averaging 17.0 points, 8.8 rebounds and four assists per game • As a junior, a 2017 Associated Press All-State Second Team selection • 2017 USA Today All-USA Indiana First Team honoree • Averaged 14.2 points, 6.6 rebounds and 3.8 assists as a junior • Led Ben Davis to an Indiana 4A State Championship and a 23-5 overall record • Totaled 12 points, three rebounds, three assists and two blocks in a 55-52 victory over Fort Wayne North Side in the state title game • Shot 42 percent from 3-point range • 2017 Indiana Junior All-Star • Named to the 2017 Indiana Basketball Coaches Association (IBCA) Underclass All-State Supreme 15 • Owns a 6-foot-10 wingspan.

PERSONAL

Aaron James Henry • Born on Aug. 30, 1999 in Louisville, Kentucky • The son of James and Nicola Henry • Has an older brother, Demarco, who plays football at Depauw University • Lists his brother as the most influential person in his career • Lists Martin as his favorite TV show and All About the Benjamins as his favorite movie • Favorite athlete is Paul George • Plans to major in communication.







JACK HOIBERG

5-11 // 175 // BURR RIDGE, ILLINOIS //
R-FRESHMAN // GUARD

THE WORD

Joined the Spartans as a walk-on prior to the start of the 2017-18 season • Feisty point guard with a high basketball IQ • Relentless competitor in practice.

2017-18

Redshirted.

HIGH SCHOOL

Averaged 14.8 points, 2.5 rebounds and 2.0 assists per game as a senior at Hinsdale Central, helping guide the Red Devils to a 16-12 mark • Named to the West Suburban Conference All-Conference and DuPage County All-Area Teams • 2017 Pioneer Press All-Area Honorable Mention • Named Chicago Sports Network Player of the Month for February • Spent his first two years at Gilbert High School in Iowa, averaging 10.7 points as a freshman and 12.2 points as a sophomore, helping his team win conference as a sophomore • Turned down Division I golf scholarship offers after being a part of back-to-back state championship golf teams.

PERSONAL

Jackson Fredrick Hoiberg • Born March 11, 1999 • Son of Fred and Carol Hoiberg • Father Fred played 10 NBA seasons and is currently the head coach of the Chicago Bulls • Communication major.





15

THOMAS KITHIER**6-8 // 225 // CLARKSTON, MICH. //**
FRESHMAN // FORWARD**THE WORD**

Smart, hard-working player with a high basketball IQ
 • A solid defender • Runs the floor well and can be effective in the post.

HIGH SCHOOL

2017 Detroit Free Press Class A Second Team selection and Detroit News Class A Third Team honoree
 • Averaged 21 points, 12 rebounds, five assists and three blocks as a prep junior at Macomb Dakota • Led Dakota to a 20-4 record and a district title • 2017 Detroit News All-East Team honoree • 2017 MLive Detroit Dream Team Second Team selection • 2017 Associated Press Class A All-State honorable mention • 2016 Detroit Free Press Class A honorable mention recipient • Transferred to Clarkston High School for his senior year • Played club for the All Ohio Red Has not played a game since March 2017 after transferring high schools in Michigan and sitting out his senior year.

PERSONAL

Thomas Karl Kithier • Born on June 29, 1999 in Gross Point, Michigan • The son of Karl and Jane Kithier • Enjoys playing video games • Lists his parents as the most influential people in his life • Lists The Simpsons as his favorite TV show and The Shawshank Redemption as his favorite movie • Favorite team is the Detroit Lions • Plans to major in advertising management.







JOSHUA LANGFORD

6-5 // 205 // HUNTSVILLE, ALABAMA // JUNIOR // GUARD

CAREER STATS

Year	GP/GS	Min./Avg	FG-FGA	FG%	3FG-FGA	3FG%	FT-FTA	FT%	OFF-DEF	REB	AVG	PF/D	A	TO	BL	ST	PTS	AVG
16-17	35/27	734/21.0	94-189	.497	37-89	.416	17-26	.654	25-56	81	2.3	70/1	38	38	3	14	242	6.9
17-18	35/35	946/27.0	152-354	.429	44-109	.404	62-73	.849	28-77	105	3.0	83/4	54	52	3	13	410	11.7
TOTAL	70/62	1680/24.0	246-543	.453	81-198	.409	79-99	.798	53-133	186	2.7	153/5	92	90	6	27	652	9.3

THE WORD

Co-Captain • Worked hard in the offseason to expand his scoring abilities • Improved ball-handler and defender • Enters the year with increased strength • Athletic wing who plays in full attack mode • Solid mid-range game.

2017-18

Co-recipient of MSU's Best Defensive Player Award • A starter in all 35 games, averaged 11.7 points, 3.0 rebounds and 1.6 assists in 27.0 minutes • Ranked fourth on the team in scoring • Third on the team in minutes played • Fourth on the team in three-point field goals made (44) and second on the team in three-point percentage (40.4%) • Ranked 13th in the Big Ten Conference in three-point percentage • Scored in double figures 19 times, including three games with at least 20 points, and led MSU in scoring on six occasions • In the championship game of the PK80 Invitational against North Carolina (11/26), he scored 23 points, hitting 5-of-7 shots from three-point land • Also scored 23 points against Cleveland State (12/29), hitting 9-of-12 shots from the floor, including 4-of-5 from long distance • Tallied a then-career-high six rebounds against Indiana (1/19) • Led the team in scoring with 19 points at Maryland (1/28), going 7-of-7 from the charity stripe • Dished out five assists at Northwestern (2/17), tying a career high • Ripped down a career-high seven boards against Michigan (3/3) in the Big Ten Tournament • Scored 22 points, grabbed four rebounds and had two assists in the NCAA Tournament against Bucknell (3/16).

2016-17

Appeared in 35 games, starting 27, averaging 6.9 points, 2.3 rebounds and 1.1 assists in 21.0 minutes • Led MSU and ranked tied for 10th in the Big Ten in 3-point field goal percentage (.416) • Started the final 25 contests of the season • Ranked fourth on the team in scoring • Scored a season-high 17 points vs. Ne-

braska (2/23), while matching his season-high with five rebounds and knocking down a season-best six free throws • MSU was 7-1 when he scored in double figures • Scored 13 points and matched his season-high with five rebounds in his first Big Ten Tournament game (vs. Penn State, 3/9) • Scored 13 points, 10 of which came in the second half, in his first career NCAA Tournament game (vs. Miami, 3/17).

HIGH SCHOOL

Five-Time Alabama Class 3A Player of the Year, first capturing the honor as an eighth grader • 2016 McDonald's All-American, recording 12 points, one rebound, two assists and one steal for the West • Two-time Gatorade Alabama Boys Basketball Player of the Year (2013, 2015) • Three-time Alabama Class 3A State Tournament MVP, leading Madison Academy to championships in 2013, 2015 and 2016 • No. 8 scorer in Alabama high school history with 3,089 points • Averaged 22.3 points, 6.7 rebounds and 2.6 assists as a senior, adding 1.3 steals playing for Coach Andy Blackston • 2016 Third-Team All-American as selected by the Naismith Award and USA TODAY Sports • All-USA TODAY Sports Alabama Player of the Year • Scored 25 points in the Alabama Class 3A State Championship title game against Midfield • Played in the 2016 Nike Hoop Summit • Averaged 24.8 points, 8.8 rebounds and 3.8 assists as a junior, adding 1.7 steals and 1.1 blocks • 2015 Max Preps Junior All-America Second-Team honoree • Finished second in 2015 Alabama Mr. Basketball voting, and was named to the AL.com Super All-State First Team • Shot 53.7 percent from the field, 45.3 percent from 3-point range and 73.5 percent from the foul line • Totaled 19 points, 12 rebounds and seven assists in the Class 3A title game, leading Madison Academy to a 75-51 win over Piedmont as a junior • Scored in double figures in every game, and recorded seven double-doubles • Earned 2014 Max Preps Sophomore All-America First Team honors, averaging 22.8 points, 3.7 assists, 5.5 rebounds and 1.1 steals • Scored in double figures in 22 of 23 games as a sophomore, and recorded two double-doubles • Shot 51.1 percent from the field and



77.9 percent from the foul line • Missed the final month of the season due to injury • 2013 MaxPreps Freshman All-America First Team honoree, averaging 23.9 points, 2.9 assists, 8.5 rebounds and 1.1 steals • Scored in double figures in 32 of 33 games as a freshman, and recorded 13 double-doubles • Totaled 21 points, 19 rebounds, six assists, six steals and two blocks in a 54-47 win over Southside in the 2013 3A title game, earning MVP honors • Played on varsity as an eighth grader, earning Class 3A Player of the Year honors for the first time after averaging 18.3 points, 6.6 rebounds, 2.5 assists and 2.4 steals • Led Madison Academy to the state semifinal game, scoring 24 points in defeat • Named to the 2015-16 USA Basketball Men's Junior National Team and participated in the 2015 October mini-camp • Named to the 2013-14 USA Basketball Men's Developmental National Team, and participated in the 2012 USA Developmental National Team mini-camp • Played AAU basketball for Atlanta Celtics • Rated among the Top 22 players in his class by ESPN 100 (#19), Rivals.com (#20), 24/7 Sports (#21) and Scout.com (#24), resulting in a 24/7 Sports Composite ranking of #20.

PERSONAL

Joshua Labyron Langford • Born Jan. 15, 1997 • Son of Tellus and Yolanda Langford • Majoring in advertising management with a minor in religious studies.







FOSTER LOYER

6-0 // 170 // CLARKSTON, MICH. // FRESHMAN // GUARD

THE WORD

Tremendous feel for the game • Gifted shooter • Will need to learn to defend bigger guards.

HIGH SCHOOL

A four-time All-American and four-time Academic All-American • Recipient of the Michigan Hal Schram Mr. Basketball Award as a senior • 2018 Detroit Free Press and Detroit News Dream Team member • 2018 MLive Detroit Player of the Year • 2018 Associated Press Class A All-State First Team selection • Detroit News All-North selection • Averaged 27.0 points, 7.0 assists, four rebounds and three steals while guiding Clarkston to a 26-1 record and a second-straight Class A state title • Scored 82 points in the Final Four at the Breslin Center, including a 40-point performance in the title game win • During Loyer's career, Clarkston posted a 97-6 record • Finished his career 12th in the state in scoring (2,222 points), 10th in assists (575), seventh in 3-point field goals (258), second in free throws made (611) and second in free throw percentage (90.0%, 611-of-679) • Helped lead Clarkston to two state championship titles • 2017 Detroit Free Press and Detroit News Dream Team member • 2017 MLive Detroit Player of the Year • 2017 Associated Press Class A All-State First Team selection • Detroit News All-North selection • 2017 MaxPreps Junior All-American First-Team honoree and Fourth Team All-American • Averaged 25.1 points, 6.4 assists, 4.2 rebounds and 2.7 steals as a prep junior • Shot 95.7 percent from the foul line (135-141), 53 percent from the field, and 46.9 percent from 3-point range in the regular season • During the 2017 state tournament he hit 16-of-17 free throws, while shooting 54.5 percent from the field and 56.3 percent from behind the arc • Led Clarkston to a Class A State Championship with 29 points, five rebounds and three assists in a 75-69 victory over Grand Rapids Christian in the state title game • Posted a 71-5 record over his first three years of high school • Made 119 consecutive free throws

during a stretch that extended from his sophomore to junior year, establishing a new state of Michigan record, and ranking second nationally all-time • Averaged 22.6 points, 6.7 assists, 4.3 rebounds and 2.7 steals as a sophomore • 2016 Detroit Free Press and Detroit News Class A First Team honoree • Averaged 17.3 points, 5.3 rebounds and 4.5 assists as a freshman • Established a freshman school record with 432 points • 2015 Detroit News Class A All-State First Team and Detroit Free Press Third Team selection.

PERSONAL

Foster Loyer • Born on June 24, 1999 in Cincinnati, Ohio • The son of John and Katie Loyer • Has a younger brother, Fletcher, and a younger sister, Jersey • His father played basketball at the University of Akron, was a long-time NBA assistant coach and is the Director of Pro Scouting for the Los Angeles Clippers • His mother played volleyball at Indiana • Also played baseball (pitcher) • Lists his parents as the most influential people in his career • Favorite TV show is Criminal Minds and movie is Step Brothers • Plans to major in business.





20

MATT McQUAID**6-5 // 200 // DUNCANVILLE, TEXAS //**
SENIOR // GUARD**CAREER STATS**

Year	GP/GS	Min./Avg	FG-FGA	FG%	3FG-FGA	3FG%	FT-FTA	FT%	OFF-DEF	REB	AVG	PF/D	A	TO	BL	ST	PTS	AVG
15-16	35/1	553/15.8	44-113	.389	27-66	.409	8-11	.727	10-19	29	0.8	59/0	57	27	10	13	123	3.5
16-17	34/11	714/21.0	61-173	.353	42-120	.350	25-35	.714	19-45	64	1.9	67/1	41	27	2	14	189	5.6
17-18	35/2	719/20.5	67-165	.406	52-133	.391	25-29	.862	26-42	68	1.9	59/0	45	25	3	11	211	6.0
TOTAL 104/14	1986/19.1	1172-451	.381	121-319	.379	58-75	.773	55-106	161	1.5	185/1	143 79	15	38	523	5.0		

THE WORD

Co-Captain • Long, lean true shooting guard with high basketball IQ • Possesses a quick trigger with NBA-plus range • Dedicated gym rat who is constantly working on his game • One of the team's best defenders.

2017-18

Co-recipient of MSU's Best Defensive Player Award • Appeared in all 35 games, starting two, while averaging 6.0 points and 1.9 rebounds in 20.5 minutes per game • Sixth on the team in scoring • Third on the team with 52 three-point field goals • Fourth on the team in three-point field goal percentage (39.1%) • Started games against DePaul (11/23) and UConn (11/24) in the PK80 Invitational • Reached double figures in scoring five times • Against DePaul (11/23), led all scorers with a career-high 20 points, knocking down a career-high six 3-pointers in just eight attempts • Led the Spartans in rebounds against Maryland (1/4), collecting a career-high seven boards to go along with six points and five assists • Had back-to-back double figure scoring games with 11 points against Cleveland State (12/29) and 14 points against Savannah State (12/31) • Also chipped in 11 points at home against Indiana (1/19) • Tallied a team-high 12 points at Indiana (2/3).

2016-17

Appeared in 34 games, including starting 11, averaging 5.6 points, 1.9 rebounds and 1.2 assists in 21.0 minutes • Co-recipient of MSU's Best Defensive Player Award • Scored a season-high 15 points against Mississippi Valley State (11/18), matching his then-career high with five 3-pointers • Matched his season high with 15 points vs. Wisconsin (2/26) • MSU was 5-1 when he scored in double figures • His nine points vs. Penn State (3/9) were the most he'd scored in a Big Ten Tournament game, knocking down 3-of-5 3-pointers • Grabbed a season-high five rebounds against Wichita State (11/25), Purdue (1/24) and Miami (3/17) • Played a career-high 33 minutes in the season opener

vs. Arizona (11/11), hitting three 3-pointers • Ranked third on the team with 42 3-pointers.

2015-16

Averaged 3.5 points, 1.6 assists and 0.8 rebounds in 35 games • Started one game at Wisconsin (1/17) • Scored a season-high 17 points at Northwestern (1/28), including knocking down five 3-pointers • Totaled 10 points and a season-high tying five assists against Illinois (1/7) • Scored 10 points at Purdue (2/9) • Dished out five assists against Eastern Michigan (11/23) • Hit three 3-pointers against No. 4 Kansas (11/17) in the Champions Classic • Ranked fourth on the team in assists • Played double-figure minutes in 32 of 35 contests.

HIGH SCHOOL

Averaged 17.8 points, nine rebounds and nearly three 3-pointers per game as a senior at Duncanville, playing for coach Corey Chism • Named MVP of District 8-6A • Participated in the 2015 American Family Insurance High School 3-Point Championship • 2015 Second-Team All-Area selection by the Dallas Morning News • Averaged 14.7 points, 5.7 rebounds and two assists and one steal as a junior, helping Duncanville advance to the regional quarterfinals • ESPN.com's Jeff Goodman called him arguably the best pure shooter in the country • Averaged 15.6 points and made 45.1 percent of his 3-pointers during the 2014 Nike EYBL circuit • Ranked the No. 69 player in the nation in the ESPN100, No. 71 by 24/7 Sports, No. 84 by Rivals.com and No. 87 by Scout.com • Rated the No. 23 shooting guard in the nation by the ESPN100, No. 22 by 24/7 Sports and No. 25 by Scout.com.





MICHIGAN STATE

2018-19 SPARTANS



PERSONAL

Matthew Robert McQuaid • Born Sept. 28, 1995 • Son of Rob and Karen McQuaid • Advertising major • Father Rob grew up in Midland, Michigan, and was a two-year letterwinner at Central Michigan (1980 & 1981) and Midwestern State (1982 & 1983).







XAVIER TILLMAN

6-8 // 245 // GRAND RAPIDS, MICHIGAN //
SOPHOMORE // FORWARD

CAREER STATS

Year	GP/GS	Min./Avg	FG-FGA	FG%	3FG-FGA	3FG%	FT-FTA	FT%	OFF-DEF	REB	AVG	PF/D	A	TO	BL	ST	PTS	AVG
17-18	35/0	305/8.7	39-60	.650	0-0	.000	21-32	.656	35-57	92	2.6	35/1	10	16	23	9	99	2.8
TOTAL	35/0	305/8.7	39-60	.650	0-0	.000	21-32	.656	35-57	92	2.6	35/1	10	16	23	9	99	2.8

THE WORD

Strong post player with great hands • Excellent passer out of the post • High basketball IQ with great rebounding skills • Excellent defender and shot blocker.

2017-18

The recipient of MSU's Most Improved Player Award and co-recipient of the Unsung Player Award • Averaged 2.8 points and 2.4 rebounds in 8.7 minutes per game • Fifth on the team in total blocked shots with 23 • Third on the team in field goal percentage, shooting 65.0 (39-of-60) percent from the floor • Played at least 10 minutes in 15 games • In the last five games, averaged 4.4 points and 5.2 rebounds in 15.4 minutes per game • Scored a career-high nine points and registered five rebounds and three blocks against Stony Brook (11/19) • Recorded a career-high four free throws made against Houston Baptist (12/18), connecting on all four of his attempts • Collected a career-high three steals against Long Beach State (12/21) • Grabbed five rebounds to go along with six points in game against Maryland (1/4) • Played 19 minutes, scored six points and grabbed five rebounds with three blocks in NCAA Tournament First Round win over Bucknell (3/16) • Played a career-high 22 minutes and grabbed a career-high 12 rebounds with five points against Syracuse (3/18) in the second round of the NCAA Tournament.

HIGH SCHOOL

2017 Detroit News and Detroit Free Press Dream Team • Averaged 13.9 points, 10.9 rebounds, 5.2 assists and 4.2 blocks as a senior, shooting 68 percent from the field • Led Grand Rapids Christian to a 27-1 record and an appearance in the Class A state title game •

Totalled 25 points on 12-of-15 shooting in championship game • 2017 Associated Press Class A All-State • 2016 Associated Press Class A All-State • Averaged 16 points, 10.4 rebounds, 2.9 assists as a junior, shooting 62 percent from the field while playing for Grand Rapids Christian • 2016 Detroit News Class A Second-Team All State and Detroit Free Press Fourth-Team All State • Three-time MLIVE Grand Rapids Press Dream Team (2014, 2015, 2016 – no team in 2017) • Captured OK White Conference and district championships • Led Grand Rapids Christian to a 22-2 record and the regional semifinals • Averaged 15.5 points and 9.7 rebounds as a sophomore at Forest Hills Central where the team posted a 20-0 regular season record, advancing to the regional semifinals with a 23-1 final record • 2015 Detroit Free Press Class A All-State First Team and Detroit News Class A All-State Second Team • 2015 Associated Press Class A special mention honoree • Averaged 13.8 points, 7.0 rebounds and 4.2 blocks as a freshman, earning Associated Press Class A special mention recognition • Rated among the Top 100 players in his class by ESPN 100 (#74), Rivals.com (#86) and 24/7 Sports (#86).

PERSONAL

Born Jan. 12, 1999 • Son of Tanya Powell-May and Roosevelt Tillman • Mother, Tanya, was a four-year letterwinner in women's basketball at Michigan, earning second-team All-Big Ten honors as a senior (1990) and Academic All-Big Ten accolades as a sophomore (1988) • She finished her career as the school's all-time leading rebounder, and still ranks fourth • Majoring in communication.







NICK WARD

6-9 // 245 // GAHANNA, OHIO // JUNIOR // FORWARD

CAREER STATS

Year	GP/GS	Min./Avg	FG-FGA	FG%	3FG-FGA	3FG%	FT-FTA	FT%	OFF-DEF	REB	AVG	PF/D	A	TO	BL	ST	PTS	AVG
16-17	35/21	694/19.8	181-306	.592	0-0	.000	123-200	.615	97-130	227	6.5	98/3	14	58	54	12	485	13.9
17-18	35/34	662/18.9	162-250	.648	1-1	1.000	110-177	.621	94-155	249	7.1	82/0	18	58	47	11	435	12.4
TOTAL	70/55	1356/19.4	343-556	.617	1-1	1.000	233-377	.618	191-285	476	6.8	180/3	32	116	101	23	920	13.1

THE WORD

Powerful, long lefty post who can create space and score with good touch on the interior • Very crafty with both hands around the rim • Excellent offensive rebounder • Among the best in the nation at drawing fouls.

2017-18

A Big Ten honorable mention selection by the coaches, Third Team honoree by the media • Recipient of MSU's Jumping Johnny Green Chairman of the Boards Award • Appeared in all 35 games, starting 34 • Averaged 12.4 points, 7.1 rebounds and 1.3 blocks in 18.9 minutes per game • Led the team with eight double-doubles • Had 20 games with double figure scoring • Collected at least 10 rebounds in 10 games • Third on the team in scoring and led the team in rebounding • Ranked 28th in the Big Ten Conference in scoring and tied for seventh in rebounding • Led the Big Ten in field goal percentage, connecting on 64.8 percent of his shots from the field (162-of-250) • Tied for seventh in the Big Ten with 1.3 blocked shots per game • Tied for third in the league in offensive rebounds, grabbing 2.7 per game • Tallied first double-double of the season against Stony Brook (11/19), collecting a team-leading 22 points and 11 boards • Tied a season-high 22 points in Big Ten opener against Nebraska (12/3) • Attempted and drained his first career 3-point field goal against Southern Utah (12/9) • Registered nine field goals (9-for-9) against Houston Baptist (12/18), tying a career-high; Ward also tied a season-high four blocks in that same game • Tallied seven offensive rebounds against Cleveland State (12/29), collecting a double-double with 22 points and 15 rebounds while going 7-of-8 from the floor and 8-of-12 from the line • Recorded his fourth double-double of the season against Savannah State (12/31) with a team-high 21 points adding 10 rebounds • Earned Big Ten Player of the Week Honors (1/2) after averaging 21.5 points and 12.5 rebounds in 20.5 minutes while connecting on 94.1 percent of his shots (16-of-17) in wins over Cleveland State and Savannah State • Collected his seventh double-double

of the season, with 12 points and 11 rebounds while also adding a season-high five blocks against Wisconsin (1/26) • Scored 15 points and had 10 rebounds in come-from-behind win at Northwestern (2/17).

2016-17

Appeared in 35 games, including starting 21, averaging 13.9 points and 6.5 rebounds in 19.8 minutes • All-Big Ten Honorable Mention • Earned Big Ten Player of the Week honors on Feb. 27, becoming the only conference freshman during the season to win the honor and first Spartan freshman to earn POW honors since Delvon Roe in 2009 • Four-time Big Ten Freshman of the Week (12/5, 12/26, 1/2 and 2/27) • Co-recipient of MSU's Most Improved Player Award • Ranked 16th in the Big Ten in scoring (13.9 ppg), 12th in rebounding (6.5 rpg), third in field goal percentage (.592) and tied for fifth in blocked shots (1.5 bpg) • Ranked second in the nation in both fouls drawn per 40 minutes (8.8) and offensive rebounding percentage (17.5%) according to KenPom.com • Scored in double figures in 25 of the last 29 games, and in 26 games overall • Had six games of 20+ points and had at least nine rebounds in each of those games; MSU was 5-1 when he scored 20 or more points • Posted four double-doubles on the season, including three with at least 20 points and 10 rebounds • Grabbed double-figure rebounds in five contests, and totaled nine rebounds or more in 13 contests • His 54 blocked shots led the team and are the third most by a freshman in MSU history • Established an MSU freshman record with 181 field goals • His 485 points were the second most in a season by a freshman in MSU history, trailing Magic Johnson's 511, while his 13.9 scoring average ranked fourth-best among freshman in school history • Also ranks among the all-time Spartan freshman leaders in free throws (2nd, 123), free throws attempted (2nd, 200), rebounds (4th, 227) and rebound average (5th, 6.5 rpg) • Started his first career game vs. Oakland (12/21), scoring a season-high 25 points on 7-for-12 shooting from the field • Totaled 24 points and 10 rebounds in 26 minutes against Oral Roberts (12/3) • Recorded a double-double with 22 points and 10 rebounds in his Big Ten debut at Minnesota (12/27) •



rebounds in 26 minutes against Oral Roberts (12/3) • Recorded a double-double with 22 points and 10 rebounds in his Big Ten debut at Minnesota (12/27) • Scored 20 points vs. Nebraska (2/23) and joined Miles Bridges as the first freshman duo at Michigan State to score 20+ points in the same game since Earvin “Magic Johnson” and Jay Vincent in 1978 • Posted a double-double at Maryland (3/4) by pulling down a season-high 16 rebounds, while his 22 points matched the most he scored in a Big Ten game • Led all scorers with 19 points on 8-of-9 shooting from the floor to go along with seven rebounds in his first NCAA Tournament game vs. Miami (3/17) • Averaged 17.1 points and 8.3 rebounds in the seven games Miles Bridges missed with an ankle injury in December.

HIGH SCHOOL

Averaged 21.0 points and 8.5 rebounds as a senior, playing for Coach Tony Staib at Gahanna Lincoln High School • Shot 64 percent from the field • 2016 Associated Press Division I All-Ohio honoree • Led Gahanna Lincoln to a 25-3 record and an appearance in the regional finals • Ohio Division I-II North-South All-Star Game MVP, totaling 31 points and eight rebounds • 2016 Ohio-Kentucky All-Star • Columbus Dispatch All-Metro team honoree • 2016 Ohio Capital Conference-Ohio Division Co-Player of the Year • Three-time OCC-Ohio champion • Averaged 18 points, eight rebounds and two blocks as a prep junior • 2015 Third-Team Associated Press All-Ohio honoree, while also earning first-team all-league and first-team Associated Press Central Division I All-District accolades • Named to the All-Junior Team and All-State Division I Third Team by PrepHoopsOhio.com • Played AAU basketball with All-Ohio Red • Rated among the Top 50 players in his class by ESPN 100 (#39), Rivals.com (#41), Scout.com (#48), and 24/7 Sports (#49), resulting in a 24/7 Sports Composite ranking of #41.

PERSONAL

Nicholas Jeffrey Ward • Born Sept. 2, 1997 • Son of Jeff and Stephanie Ward • Sociology major.









BROCK WASHINGTON

6-4 // 185 // SOUTHFIELD, MICHIGAN // R-FRESHMAN // GUARD

THE WORD

Joined the Spartans as a walk-on prior to the 2017-18 season • Excellent shooter with a good understanding of the game.

2017-18

Redshirted.

HIGH SCHOOL

2017 Associated Press Class D All-State First Team • 2017 Detroit News Class D First-Team All-State selection and Detroit News Second-Team All-State honoree • Averaged 13.8 points and 7.0 rebounds, leading Southfield Christian to a 21-6 mark and a berth in the Class D state semifinals • Finished career as Southfield Christian's third all-time leading scorer with 1,121 points, and the all-time leader with 148 career 3-pointers • Scored a career-high 40 points as a senior in a win over Plymouth Christian • Helped guide Southfield Christian to 2016 and 2015 Class C regional finals • Started as a freshman on the 2014 Class D state championship team.

PERSONAL

Brock Noah Washington • Born March 30, 1999 • Son of Marvin and Demetria Washington • Younger brother, Bryce, plays basketball at the University of Pennsylvania • Older brother, Blake, was a sprinter on the University of Michigan track & field team • Business major.







CASSIUS WINSTON

6-1 // 185 // DETROIT, MICHIGAN // JUNIOR // GUARD

CAREER STATS

Year	GP/GS	Min./Avg	FG-FGA	FG%	3FG-FGA	3FG%	FT-FTA	FT%	OFF-DEF	REB	AVG	PF/D	A	TO	BL	ST	PTS	AVG
16-17	35/5	724/20.7	77-182	.423	27-71	.380	55-71	.775	6-58	64	1.8	72/1	182	77	5	26	236	6.7
17-18	35/34	985/28.1	143-282	.507	75-151	.497	81-90	.900	7-111	118	3.4	69/2	241	87	2	23	442	12.6
TOTAL	70/39	1709/24.4	220-464	.474	102-222	.459	136-161	.845	13-169	182	2.6	141/3	423	164	7	49	678	9.7

THE WORD

Great passing ability and exceptional vision combined with very good ball skills • Talented point guard who can put points on the board in bunches, but looks to get his teammates involved first • High basketball IQ that ranks among the best of the Izzo era • Improved defender.

2017-18

An All-Big Ten Third Team selection by both the coaches and the media • Selected to the United State Basketball Writers Association (USBWA) All-District V Team • Selected as a finalist for the Bob Cousy Award, recognizing the nation's top point guard • Appeared in and started all 35 games • Second on the team in scoring with 12.6 points per game and led the team with 6.9 assists per game • Also added 3.4 rebounds per game • Second on the team in minutes played, averaging 28.1 per game • Hit a team-high 75 3-point field goals • Led the Big Ten in 3-point field goal percentage, connecting on 49.7 percent of his shots from beyond the arc • Ranked tied for ninth in the league in 3-point field goals per game, connecting on 2.1 • Led the Big Ten in total assists (241, 6.9 per game) and ranked No. 8 in the country in assists • Finished the season second in the Big Ten in assist-to-turnover ratio at 2.8 (241 assists, 87 turnovers) • Scored in double figures in 29 games • Handed out at least 10 assists six times and had at least eight assists in 13 games • Second in the Big Ten Conference in free throw percentage, connecting on 90.0 percent of his shots (81-of-90) • Tied a then-career high for assists in a game with 11 against Duke (11/14) • Grabbed a then-career-best eight rebounds to go along with his 10 points and eight assists against DePaul (11/23) • Scored a career-high 28 points against UCONN (11/24), hitting 12-of-15 shots from the field, including 4-of-5 from 3-point range, establishing career best in field goals made • Winston scored 23 of his 28 points in the second half, and scored 18 of MSU's final 26 points over the last 8:23 • He also assisted on two other baskets, having a direct hand in 22 of MSU's final 26 points • Named the PK80

Victory Bracket MVP for his performance in the three-game tournament • Handed out a then-career-high in assists, dishing out 12 against Houston Baptist (12/18) • Set a career high with 13 assists against Savannah State (12/31), tallying a double-double with 16 points • Went to the line a season-high seven times, going 7-of-7 from the charity stripe against Rutgers (1/10) • Went 6-of-6 from 3-point land, scoring a team-high 20 points while grabbing six boards and dishing out five assists at Wisconsin (2/25).

2016-17

Appeared in 35 games, including starting five, averaging 6.7 points, 1.8 rebounds and 5.2 assists in 20.7 minutes • Ranked tied for first in the Big Ten in assists and fifth in the conference with a 2.4 assist-to-turnover ratio • Finished the season second in the nation in assist rate (46.7) according to KenPom.com • His 182 assists were the second most ever by a freshman at MSU, trailing only Magic Johnson's 222 in 1977-78 • Scored 16 points vs. Michigan (1/29), marking the most he scored in a Big Ten game, including making a career-best 10-of-11 free throws • Scored a season-high 21 points vs. Northeastern (12/18) and picked up his first career double-double, adding 10 assists • Dished out a season-high 11 assists vs. Mississippi Valley State (11/18) • Solid all-around effort vs. Wisconsin (2/26) with 10 points, eight assists and a season-high seven rebounds • Led MSU in assists in 22 games, and had 12 games with seven or more assists • Scored in double-figures in seven contests • Led the Spartans in steals with 26 on the season • Ranked second on the team with a .775 free-throw percentage, including shooting .892 (33-37) from the foul line over the final 15 contests.

HIGH SCHOOL

2016 Hal Schram Michigan Mr. Basketball Award winner • 2016 Max Preps First-Team All-American • Averaged 21.9 points, 7.5 assists, five rebounds and two steals as a senior, playing for Coach Pat Donnelly • Led U-D Jesuit to 2016 Michigan Class A State



MICHIGAN STATE

2018-19 SPARTANS




as the Cubs posted a 28-0 record and finished the season ranked No. 6 in the USA TODAY Sports Super 25 • Totaled 27 points and 12 assists in state semifinals in a 72-51 win over Macomb Dakota, and followed with 31 points (14-16 FG) and nine assists in a 69-49 title game victory against North Farmington • Shot 57 percent from the field, including 43 percent from 3-point range, and 84 percent from the foul line • 2016 Gatorade Michigan Boys Basketball Player of the Year • All-USA TODAY Sports Michigan Player of the Year • Associated Press Class A Player of the Year • Two-time (2015 & 2016) Detroit News and Detroit Free Press Dream Team honoree • Three-time Associated Press Class A All-State First-Team honoree (2014-16) • Three-time (2014-16) All-Metro and All-Detroit selection by the Detroit News and Detroit Free Press • 2015 and 2016 MLive.com Detroit Dream Team and Detroit Player of the Year • Four-time All-Catholic League Team selection (2013-2016) as U-D Jesuit captured four Catholic League championships • Averaged 22.3 points, 5.2 rebounds and 7.1 assists as a junior • Led U-D Jesuit to 2015 Michigan Class A Semifinal

with a 22-4 record, capturing a league championship • 2015 Max Preps Junior All-American Fifth-Team honoree • Led U-D Jesuit to the Class A semifinals three times, captured three Class A regional championships, four straight District 21 Championships, four straight Catholic League team titles, and four straight Catholic League A-B Tournament titles • Averaged 18.4 points, 7.2 rebounds and 9.0 assists as a sophomore, guiding U-D Jesuit to a 24-3 mark and a Catholic Central League championship • Averaged 17.0 points, 7.5 assists and 3.5 rebounds as a freshman • Earned Detroit News All-Detroit Third Team honors and All-Catholic League Team accolades as a freshman • Played AAU basketball with The Family • Rated among the Top 34 players in his class by Rivals.com (#29), Scout.com (#30), ESPN 100 (#31) and 24/7 Sports (#34), resulting in a 24/7 Sports Composite ranking of #33.

PERSONAL

Cassius Xavier Lamar Winston • Born Feb. 28, 1998 • Son of Reg and Wendi Winston • Advertising management major.





1

G/F

KYLE AHRENS
Versailles, Ohio
Versailles
6-6 | 210 | R-Junior


2015-16 GAME-BY-GAME STATS

OPPONENT	FG	3PG	FT	0-0	REB	PF	PTS	AST	TO	BLK	STL	MIN
Florida Atlantic (11/13)	0-1	0-0	0-2	1-1	2	0	0	0	2	0	0	6
vs Kansas (11/17)	0-0	0-0	0-0	0-0	0	0	0	0	0	0	0	1
Ark.-Pine Bluff (11/20)	2-3	1-2	0-0	1-2	3	0	5	1	0	1	1	7
Eastern Michigan (11/23)	1-1	1-1	0-0	0-0	0	2	3	0	0	0	0	6
vs Boston College (11/26)	2-3	0-1	0-0	0-0	0	2	4	0	0	0	0	3
vs Boise State (11/27)	0-0	0-0	0-0	0-0	0	0	0	0	0	0	0	1
Binghamton (12/5)	0-2	0-2	0-0	0-1	1	1	0	0	0	1	0	11
UMES (12/9)	0-0	0-0	0-0	1-0	1	0	0	0	2	0	0	6
at Northeastern (12/19)	0-0	0-0	2-2	1-0	1	0	2	0	0	0	0	1
vs Oakland (12/22)	0-0	0-0	0-0	0-0	0	1	0	0	0	0	0	2
at Iowa (12/29)	0-1	0-1	0-0	0-0	0	2	0	1	0	0	0	2
at Minnesota (1/2)	0-0	0-0	0-0	0-0	0	0	0	0	0	0	0	1
Illinois (1/7)	0-2	0-2	0-0	0-0	0	0	0	0	0	0	0	3
at Penn State (1/10)	1-1	1-1	0-0	0-0	0	0	0	1	0	0	0	5
at Wisconsin (1/17)	0-0	0-0	0-0	0-0	0	0	0	0	0	0	0	2
at Northwestern (1/28)	1-2	1-1	0-0	0-1	1	0	3	0	1	0	0	4
Rutgers (1/31)	0-1	0-1	4-4	0-1	1	0	4	2	0	0	0	7
at Michigan (2/6)	0-2	0-1	1-2	2-0	2	1	1	0	2	0	0	2
Indiana (2/14)	0-0	0-0	0-0	0-0	0	0	0	0	0	0	0	1
Wisconsin (2/18)	0-0	0-0	0-0	0-0	0	0	0	0	1	0	0	0
at Ohio State (2/23)	0-0	0-0	0-0	0-1	1	0	0	0	0	0	0	2
Penn State (2/28)	2-4	0-0	0-0	2-0	2	1	4	1	0	0	0	7
at Rutgers (3/2)	1-1	0-0	0-0	0-1	1	0	2	0	1	0	0	4
Ohio State (3/5)	0-0	0-0	0-0	0-0	0	0	0	0	0	0	0	1
vs Ohio State (3/11)	0-0	0-0	0-0	0-0	0	0	0	1	0	0	1	1
vs Middle Tenn. (3/18)	0-0	0-0	0-0	0-0	0	0	0	0	0	0	0	0

2016-17 GAME-BY-GAME STATS

OPPONENT	FG	3PG	FT	0-0	REB	PF	PTS	AST	TO	BLK	STL	MIN
vs Arizona (11/11)	0-0	0-0	0-0	0-0	0	0	0	0	0	0	0	4
vs Kentucky (11/15)	0-2	0-2	0-0	0-0	0	0	0	0	0	0	0	6
MVSU (11/18)	3-4	2-3	1-1	0-2	2	1	9	0	0	0	0	10
Florida Gulf Coast (11/20)	0-1	0-1	0-0	0-0	0	1	0	0	0	0	0	5
vs St. John's (11/23)	0-0	0-0	0-0	0-0	0	0	0	0	1	0	0	3
vs Baylor (11/24)	1-2	1-2	0-0	0-2	2	0	3	2	0	0	0	8
vs. Wichita State (11/25)	0-4	0-3	0-0	0-1	1	4	0	0	1	0	0	9
at Duke (11/29)	0-0	0-0	0-0	0-3	3	2	0	1	0	0	1	7
Oral Roberts (12/3)	0-3	0-3	6-8	0-4	4	1	6	1	0	0	0	22
Youngstown St. (12/6)	2-3	0-1	0-0	0-2	2	2	4	1	1	0	0	17
Tennessee Tech (12/10)	3-8	2-5	1-2	2-5	7	4	9	0	2	0	0	27
Northeastern (12/18)	4-5	1-2	0-0	0-1	1	4	9	0	1	0	0	16
Oakland (12/21)	2-2	1-1	2-3	0-0	0	3	7	0	0	0	0	4
at Minnesota (12/27)	1-2	0-0	0-0	2-1	3	4	2	1	0	0	0	9
Northwestern (12/30)	1-3	0-2	1-1	0-1	1	3	3	0	2	0	0	9
Rutgers (1/4)	1-3	1-3	0-0	0-3	3	4	3	1	0	0	0	11
vs Penn State (1/7)	0-0	0-0	0-0	0-1	1	0	0	0	0	0	0	6
Minnesota (1/11)	0-1	0-0	0-0	0-0	0	0	0	0	0	0	0	5
at Ohio State (1/15)	1-2	1-2	0-0	0-1	1	0	3	0	0	0	0	4
at Indiana (1/21)	0-0	0-0	0-0	0-0	0	0	0	0	0	0	0	2
Michigan (1/29)	0-0	0-0	0-0	0-1	1	0	0	0	0	0	0	1
at Nebraska (2/2)	0-0	0-0	0-0	0-0	0	1	0	0	0	0	0	3
at Michigan (2/7)	0-1	0-1	0-0	1-1	2	0	0	0	0	0	0	5
Iowa (2/11)	0-0	0-0	0-0	0-0	0	1	0	0	0	0	0	3
Ohio State (2/14)	1-2	1-2	0-0	0-0	0	0	3	0	0	0	0	10
at Purdue (2/18)	1-3	0-2	0-0	0-1	1	2	2	0	0	0	0	8
Nebraska (2/23)	2-4	1-2	1-1	0-0	0	1	6	0	0	0	0	9
Wisconsin (2/26)	1-2	1-1	0-0	0-1	1	0	3	0	0	0	0	9
at Illinois (3/1)	2-4	0-2	0-0	0-0	0	2	4	0	0	0	0	9
at Maryland (3/4)	1-3	1-1	0-0	0-0	0	2	3	0	0	0	0	7
vs Penn State (3/9)	2-3	2-2	0-0	1-1	2	2	6	1	0	0	0	16

vs Minnesota (3/10)	0-2	0-2	0-0	0-1	1	0	0	0	1	0	0	5
vs Miami (3/17)	0-0	0-0	0-0	0-0	0	0	0	0	0	0	0	5
vs Kansas (3/19)	1-1	0-0	0-0	0-0	0	1	2	0	0	0	0	5



40

F

BRADEN BURKE
Stevensville, Michigan
Lakeshore
6-11 | 235 | R-Sophomore

2016-17 GAME-BY-GAME STATS (ROBERT MORRIS)

OPPONENT	FG	3PG	FT	0-D	REB	PF	PTS	AST	TO	BLK	STL	MIN
Penn (11/11)	4-8	0-0	0-1	0-2	2	3	8	0	0	0	0	23
at DePaul (11/13)	2-4	0-0	0-2	1-0	1	1	4	0	0	0	0	22
at Bucknell (11/16)	2-5	0-0	0-0	0-2	2	4	4	0	1	1	1	14
at Richmond (11/20)	4-11	0-0	2-4	4-3	7	3	10	1	2	0	2	18
at Kansas St. (11/22)	1-9	0-0	0-0	3-5	8	4	2	0	1	0	0	17
vs Hampton (11/25)	1-5	0-0	1-1	0-1	1	4	3	0	1	0	0	19
Youngstown St. (11/30)	0-2	0-0	0-0	0-3	3	1	0	1	3	1	2	17
at Lehigh (12/3)	1-2	0-0	0-0	0-1	1	1	2	0	3	0	0	16
Duquesne (12/6)	1-3	0-0	0-0	1-1	2	4	2	1	0	0	0	12
Oakland (12/10)	2-7	0-0	2-4	2-5	7	1	6	0	0	1	0	20
at Virginia (12/17)	0-2	0-0	3-6	1-3	4	0	3	0	1	0	0	22
Buffalo (12/21)	4-8	0-0	1-5	0-3	3	4	9	0	2	0	1	21
at Sacred Heart (12/29)	0-3	0-0	0-0	0-1	1	0	0	0	0	0	1	9
at Fairleigh Dickin. (12/31)	5-6	0-0	2-6	1-3	4	2	12	0	1	0	0	21
LIU Brooklyn (1/5)	5-6	0-0	0-0	1-4	5	1	10	0	3	0	1	26
St. Francis Brooklyn (1/7)	3-6	0-0	0-1	1-0	1	4	6	0	0	1	0	14
Saint Francis U (1/12)	0-2	0-0	0-2	1-3	4	2	0	0	1	0	1	17
at Wagner (1/14)	0-3	0-0	0-0	0-0	0	3	0	0	0	0	0	12
Central Conn. (1/19)	3-6	0-0	0-1	0-0	0	3	6	0	2	2	0	20
Bryant (1/21)	1-2	0-0	3-4	0-1	1	3	5	0	1	1	0	13
at Mount St. Mary's (1/26)	1-3	0-0	0-0	1-1	2	0	2	0	1	0	1	10
at Saint Francis U (1/28)	3-7	0-0	1-1	1-0	1	2	7	1	4	0	0	14
at LIU Brooklyn (2/2)	3-4	0-0	0-0	3-0	3	3	6	0	0	0	0	10
at St. Francis Brook. (2/4)	3-7	0-0	0-0	0-4	4	1	6	0	0	1	0	14
Mount St. Mary's (2/9)	1-1	0-0	0-0	1-0	1	3	2	0	3	0	0	5
Wagner (2/11)	1-3	0-0	0-0	0-1	1	2	2	0	0	0	0	6
at Bryant (2/16)	1-3	0-0	0-0	0-2	2	4	2	0	1	0	1	9
at Central Conn. (2/18)	2-2	0-0	1-4	1-4	5	3	5	0	0	0	0	12
Fairleigh Dickinson (2/23)	2-6	0-0	1-2	2-1	3	2	5	0	0	0	0	15
Sacred Heart (2/25)	2-4	0-0	0-0	1-3	4	3	4	0	2	1	0	15
at LIU Brooklyn (3/1)	1-2	0-0	0-0	1-1	2	2	2	0	1	0	2	14
at Mount St. Mary's (3/4)	2-2	0-0	0-2	1-0	1	3	4	0	0	0	0	10



41

G

CONNER GEORGE
Okemos, Michigan
Okemos
6-4 | 200 | R-Junior

2016-17 GAME-BY-GAME STATS

OPPONENT	FG	3PG	FT	0-D	REB	PF	PTS	AST	TO	BLK	STL	MIN
MVSU (11/18)	0-0	0-0	0-0	0-2	2	0	0	0	0	0	0	2
Youngstown State (12/6)	0-0	0-0	0-0	0-1	1	0	0	0	0	0	0	1
Northeastern (12/18)	0-0	0-0	0-0	0-0	0	0	0	0	0	0	0	0
Rutgers (1/4)	0-0	0-0	0-0	0-0	0	0	0	1	1	0	0	2
Minnesota (1/11)	1-1	0-0	0-0	0-0	0	0	2	0	0	0	0	1
at Michigan (2/7)	0-0	0-0	0-0	0-0	0	0	0	0	0	0	0	1
at Purdue (2/18)	0-0	0-0	0-0	0-0	0	0	0	0	0	0	0	1
Nebraska (2/23)	0-1	0-1	0-0	0-0	0	0	0	0	1	0	0	1
vs Penn State (3/9)	0-0	0-0	4-6	0-0	0	0	4	0	1	0	0	2
vs Miami (3/17)	0-0	0-0	0-0	0-0	0	0	0	0	0	0	0	1

2017-18 GAME-BY-GAME STATS

OPPONENT	FG	3PG	FT	0-D	REB	PF	PTS	AST	TO	BLK	STL	MIN
North Florida (11/10)	0-1	0-1	0-0	1-1	2	1	0	0	0	0	0	3
Stony Brook (11/19)	0-0	0-0	0-0	0-0	0	0	0	0	0	0	0	1
vs. DePaul (11/23)	1-2	0-0	0-2	5-2	7	2	0	0	0	1	2	16
vs. North Carolina (11/26)	0-1	0-1	0-0	0-0	0	1	0	1	0	0	0	6
Nebraska (12/3)	1-2	0-1	0-0	0-2	2	0	0	0	0	0	2	3
Southern Utah (12/9)	0-0	0-0	0-0	0-0	0	0	0	0	0	1	0	2
vs. Oakland (12/16)	0-0	0-0	0-0	0-0	0	0	0	0	0	1	0	0+



Houston Baptist (12/18)	0-1	0-0	0-0	0-0	0	0	0	0	0	0	0	3
Long Beach State (12/21)	1-2	0-1	0-2	0-0	0	1	0	0	0	0	2	4
Cleveland State (12/29)	0-0	0-0	0-0	1-2	3	0	0	1	0	0	0	4
Savannah State (12/31)	0-2	0-1	0-0	0-3	3	0	0	0	0	0	0	3
Maryland (1/4)	0-1	0-1	0-0	0-0	0	0	0	0	0	0	0	3
Indiana (1/19)	0-2	0-1	0-0	0-1	1	1	0	0	0	0	0	2
Wisconsin (1/26)	0-0	0-0	0-0	0-0	0	0	0	0	0	0	0	1
Minnesota (2/13)	0-0	0-0	0-0	0-0	0	0	0	0	0	0	0	2
Illinois (2/20)	0-1	0-1	0-0	0-0	0	0	0	0	0	0	0	1



25

F

KENNY GOINS
Troy, Michigan
Warren Mott
6-7 | 230 | R-Senior

2015-16 GAME-BY-GAME STATS

OPPONENT	FG	3PG	FT	0-0	REB	PF	PTS	AST	TO	BLK	STL	MIN
Florida Atlantic	0-1	0-0	0-0	1-0	1	2	0	1	1	1	0	5
vs Kansas (11/17)	0-0	0-0	0-0	0-1	1	1	0	0	2	1	0	4
Ark.-Pine Bluff (11/2)	0-0	0-0	1-4	2-0	2	0	1	0	0	0	0	4
Eastern Michigan (11/23)	0-0	0-0	0-0	0-3	3	0	0	0	1	0	0	2
vs Boston College (11/26)	1-1	0-0	0-0	0-0	0	0	2	0	0	0	0	2
vs Boise State (11/27)	2-2	0-0	0-0	0-4	4	1	4	2	0	1	0	7
vs Providence (11/29)	2-2	0-0	0-1	1-1	2	2	4	0	0	0	0	13
Louisville (12/2)	2-2	0-0	1-2	3-10	13	2	5	1	3	1	0	18
Binghamton (12/5)	0-0	0-0	0-0	0-1	1	1	0	0	0	0	0	5
UMES (12/9)	0-0	0-0	0-0	1-1	2	1	0	2	1	1	0	5
Florida (12/12)	0-0	0-0	2-2	3-0	3	0	2	0	2	0	0	4
at Northeastern (12/19)	3-3	0-0	0-0	1-4	5	2	6	3	0	2	1	15
vs Oakland (12/22)	0-2	0-0	0-0	1-5	6	5	0	1	2	0	0	26
at Iowa (12/29)	3-3	0-0	0-0	1-4	5	1	6	0	0	1	0	13
at Minnesota (1/2)	0-0	0-0	0-0	0-2	2	3	0	1	1	1	0	16
Illinois (1/7)	0-1	0-0	0-0	0-0	0	1	0	1	0	0	0	8
at Penn State (1/10)	0-0	0-0	0-0	0-0	0	1	0	0	0	0	0	3
Iowa (1/14)	0-0	0-0	0-0	0-0	0	0	0	0	0	0	0	2
at Wisconsin (1/17)	0-0	0-0	0-0	0-0	0	2	0	0	0	0	0	14
Maryland (1/23)	1-4	0-0	1-3	2-1	3	4	3	2	1	1	1	25
at Northwestern (1/28)	2-2	0-0	0-0	1-4	5	0	4	0	0	1	1	15
Rutgers (1/31)	0-0	0-0	1-2	3-1	4	0	1	3	0	0	0	7
at Michigan (2/6)	2-2	0-0	1-1	1-2	3	0	5	1	1	0	1	21
at Purdue (2/9)	2-3	0-0	5-6	3-6	9	3	9	0	0	0	0	24
Indiana (2/14)	0-0	0-0	0-0	0-1	1	0	0	1	0	0	0	4
vs Middle Tenn. (3/18)	0-1	0-0	0-0	0-0	0	0	0	1	0	0	0	4

2016-17 GAME-BY-GAME STATS

OPPONENT	FG	3PG	FT	0-0	REB	PF	PTS	AST	TO	BLK	STL	MIN
vs Arizona (11/11)	2-2	0-0	0-0	3-5	8	3	4	0	2	0	0	26
vs Kentucky (11/15)	4-6	0-0	1-2	2-6	8	1	9	0	1	1	0	29
IMVU (11/18)	1-2	0-0	0-0	2-5	7	1	2	1	3	1	0	17
Florida GC (11/20)	0-1	0-0	0-2	1-1	2	3	0	0	1	2	0	17
vs St. John's (11/23)	0-0	0-0	0-0	1-2	3	5	0	0	2	0	0	16
vs Baylor (11/24)	0-1	0-0	4-4	1-2	3	0	4	2	1	1	0	21
vs. Wichita St. (11/25)	0-1	0-0	0-1	0-1	1	2	0	0	2	0	0	15
at Duke (11/29)	4-5	0-0	2-2	1-4	5	2	10	1	0	0	0	26
Oral Roberts (12/3)	0-2	0-0	0-0	2-4	6	4	0	1	1	3	0	23
Youngstown St. (12/6)	1-1	0-0	0-0	2-4	6	5	2	2	2	1	1	15
Tennessee Tech (12/10)	1-1	0-0	1-2	2-3	5	5	3	0	1	1	0	14
Northeastern (12/18)	3-6	0-0	0-0	3-2	5	0	6	0	0	1	1	23
Oakland (12/21)	1-3	0-0	1-1	0-8	8	4	3	0	2	2	0	22
at Minnesota (12/27)	0-0	0-0	0-0	0-2	2	5	0	0	1	1	0	7
Northwestern (12/30)	1-4	0-0	0-0	2-4	6	1	2	0	0	0	0	22
Rutgers (1/4)	4-4	0-0	1-1	0-6	6	3	9	1	1	2	0	15
vs Penn State (1/7)	0-0	0-0	2-2	0-0	0	1	2	0	0	0	0	6
Minnesota (1/11)	3-4	0-0	2-2	1-8	9	2	8	0	1	0	1	24
at Ohio State (1/15)	0-1	0-0	0-1	0-3	3	1	0	0	1	0	1	21
at Indiana (1/21)	2-3	0-0	4-4	2-3	5	3	8	0	0	0	1	17
Purdue (1/24)	1-3	0-0	0-2	0-1	1	5	2	4	2	0	0	17

Michigan (1/29)	1-3	0-0	0-1	0-3	3	1	2	0	0	1	0	25
at Nebraska (2/2)	5-5	0-0	0-0	0-1	1	4	10	1	2	1	0	19
at Michigan (2/7)	1-2	0-0	0-0	0-1	1	2	2	0	0	0	0	12
Iowa (2/11)	1-3	0-0	1-1	3-7	10	1	3	2	2	0	1	22
Ohio State (2/14)	0-0	0-0	0-1	0-1	1	4	0	1	2	0	0	12
at Purdue (2/18)	3-5	0-0	0-0	0-4	4	5	6	0	1	1	0	22
Nebraska (2/23)	0-0	0-0	0-0	3-2	5	3	0	1	0	2	0	15
Wisconsin (2/26)	1-2	0-0	0-0	0-7	7	2	2	0	0	0	0	23
at Illinois (3/1)	1-1	0-0	0-0	1-4	5	2	2	0	0	0	0	19
at Maryland (3/4)	0-2	0-0	0-0	1-3	4	3	0	0	1	0	0	9
vs Penn State (3/9)	2-2	0-0	0-0	1-7	8	3	4	1	2	0	0	17
vs Minnesota (3/10)	1-3	0-0	0-0	2-3	5	3	2	3	1	0	1	19
vs Miami (3/17)	2-2	0-0	2-2	1-1	2	2	6	0	2	0	0	12
vs Kansas (3/19)	2-3	0-0	1-2	1-3	4	1	5	0	0	0	1	20

2017-18 GAME-BY-GAME STATS

OPPONENT	FG	3PG	FT	O-D	REB	PF	PTS	AST	TO	BLK	STL	MIN
North Florida (11/10)	0-0	0-0	0-0	0-1	1	0	0	0	1	0	0	3
vs. Duke (11/14)	1-1	0-0	2-2	1-2	3	1	4	1	1	2	0	15
Notre Dame (11/30)	0-1	0-0	0-0	1-1	2	0	0	0	0	0	0	4
Nebraska (12/3)	0-0	0-0	0-0	0-1	1	0	0	1	0	1	0	8
at Rutgers (12/5)	0-0	0-0	0-0	2-2	4	3	0	0	0	2	0	19
Southern Utah (12/9)	0-1	0-0	1-2	2-2	4	1	1	1	0	2	1	12
vs. Oakland (12/16)	2-3	0-0	0-2	2-6	8	1	4	7	1	0	2	20
Houston Baptist (12/18)	1-1	0-0	0-0	0-1	1	1	2	0	0	2	0	9
Long Beach State (12/21)	0-1	0-0	0-0	1-1	2	2	0	3	1	0	0	9
Cleveland State (12/29)	1-1	0-0	0-0	0-2	2	1	2	1	2	0	1	15
Savannah State (12/31)	1-2	0-1	0-0	1-0	1	1	2	1	0	0	0	10
Maryland (1/4)	3-5	2-3	0-0	1-4	5	0	8	1	0	2	0	13
at Ohio State (1/7)	0-3	0-1	0-0	0-0	0	1	0	1	0	0	1	10
Rutgers (1/10)	0-3	0-0	0-0	2-6	8	1	0	4	1	0	1	23
Michigan (1/13)	0-1	0-0	0-0	2-0	2	0	0	0	0	0	0	13
Indiana (1/19)	0-2	0-1	0-0	1-2	3	1	0	1	1	1	1	16
at Illinois (1/22)	2-2	0-0	0-0	1-2	3	1	4	2	1	1	0	17
Wisconsin (1/26)	0-2	0-1	0-0	0-0	0	3	0	0	1	0	0	5
at Maryland (1/28)	2-3	0-1	0-0	2-1	3	1	4	0	0	1	1	19
Penn State (1/31)	1-2	0-1	1-2	1-4	5	0	3	1	1	2	0	21
at Indiana (2/3)	1-3	0-1	0-0	0-4	4	2	2	1	0	3	0	15
at Iowa (2/6)	3-4	1-1	0-0	1-8	9	3	7	2	0	0	1	25
Purdue (2/10)	3-6	0-2	0-0	0-3	3	1	6	3	0	2	0	30
at Minnesota (2/13)	2-4	0-0	0-0	1-4	5	0	4	2	0	0	0	15
at Northwestern (2/17)	0-0	0-0	0-0	0-3	3	1	0	0	1	0	1	23
Illinois (2/20)	3-4	1-2	2-2	0-1	1	1	9	2	0	1	1	17
at Wisconsin (2/25)	1-2	0-0	1-1	1-0	1	2	3	0	1	0	0	10
vs. Wisconsin (3/2)	0-1	0-0	0-0	2-1	3	1	0	1	0	0	0	15
vs. Michigan (3/3)	0-0	0-0	0-0	0-1	1	0	0	0	1	0	1	10
vs. Bucknell (3/16)	0-0	0-0	0-0	0-0	0	4	0	1	1	0	0	7
vs. Syracuse (3/18)	0-1	0-0	0-0	0-0	0	1	0	0	1	0	0	3

2016-17 GAME-BY-GAME STATS

OPPONENT	FG	3PG	FT	O-D	REB	PF	PTS	AST	TO	BLK	STL	MIN
vs Arizona (11/11)	2-4	1-1	0-0	0-0	0	3	5	1	0	0	0	12
vs Kentucky (11/15)	2-6	1-4	0-2	1-4	5	2	5	1	1	0	0	19
MVSU (11/18)	1-3	1-2	1-2	0-0	1-1	2	0	3	2	2	0	12
Florida GC (11/20)	3-3	0-0	2-2	0-3	3	3	8	2	1	0	0	20
vs St. John's (11/23)	0-0	0-0	0-0	0-0	0	2	0	0	1	0	0	9
vs Baylor (11/24)	3-6	0-2	0-0	1-1	2	1	6	2	1	0	0	23
vs Wichita St. (11/25)	1-3	1-2	0-0	0-0	0	5	3	0	1	0	0	11
at Duke (11/29)	3-6	1-3	0-0	2-2	4	3	7	0	2	0	0	22
Oral Roberts (12/3)	3-4	3-4	0-0	0-0	0	2	9	0	0	0	1	20
Youngstown St. (12/6)	6-8	3-4	0-0	0-2	2	0	15	3	1	1	0	19
Tennessee Tech (12/10)	3-5	1-3	3-4	0-4	4	0	10	3	2	0	1	23



1

G

JOSHUA LANGFORD
Huntsville, Alabama
Madison Academy
6-5 | 210 | Junior



continued



1

G

JOSHUA LANGFORD
Huntsville, Alabama
Madison Academy
6-5 | 210 | Junior

Northeastern (12/18)	0-4	0-2	2-2	1-1	2	1	2	1	0	0	1	20
Oakland (12/21)	2-2	1-1	0-0	0-1	1	3	5	0	2	0	1	15
at Minnesota (12/27)	3-5	0-1	0-0	1-0	1	1	6	2	2	0	2	30
Northwestern (12/30)	1-4	0-2	0-0	1-3	4	3	2	2	0	0	2	27
Rutgers (1/4)	3-6	2-3	0-0	1-3	4	3	8	2	0	0	0	24
vs Penn State (1/7)	2-6	1-3	0-0	0-2	2	4	5	2	3	0	0	28
Minnesota (1/11)	6-9	1-2	0-0	1-2	3	2	13	1	1	1	0	25
at Ohio State (1/15)	3-8	2-4	0-1	2-2	4	1	8	3	0	0	0	25
at Indiana (1/21)	2-5	1-4	0-0	1-1	2	4	5	1	2	0	0	23
Purdue (1/24)	1-3	1-2	0-0	0-0	0	0	3	1	0	0	0	20
Michigan (1/29)	0-2	0-0	1-2	1-1	2	1	1	0	0	0	1	13
at Nebraska (2/2)	3-4	3-3	0-0	0-2	2	1	9	0	1	0	0	22
at Michigan (2/7)	0-0	0-0	0-0	0-0	0	1	0	0	1	0	1	16
Iowa (2/11)	4-8	3-6	0-0	0-5	5	2	11	3	1	0	0	21
Ohio State (2/14)	3-6	0-3	1-2	2-1	3	3	7	0	0	0	1	20
at Purdue (2/18)	4-8	0-3	0-0	0-1	1	0	8	0	1	0	0	20
Nebraska (2/23)	5-12	1-4	6-7	3-2	5	3	17	0	3	0	2	27
Wisconsin (2/26)	4-7	1-3	0-0	2-2	4	4	9	1	2	0	0	25
at Illinois (3/1)	3-4	1-1	0-0	0-1	1	1	7	1	4	0	0	20
at Maryland (3/4)	1-3	1-2	0-0	0-1	1	2	3	0	0	0	0	15
vs Penn State (3/9)	6-10	1-2	0-0	1-4	5	3	13	1	3	1	0	30
vs Minnesota (3/10)	2-6	1-4	1-2	2-0	2	4	6	2	0	0	0	22
vs Miami (3/17)	5-10	2-4	1-2	1-1	2	2	13	1	0	0	0	24
vs Kansas (3/19)	4-9	2-5	0-0	0-3	3	1	10	0	0	0	0	32

2017-18 GAME-BY-GAME STATS

OPPONENT	FG	3PG	FT	O-D	REB	PF	PTS	AST	TO	BLK	STL	MIN
North Florida (11/10)	5-9	0-1	3-3	2-3	5	3	13	1	3	0	3	24
vs. Duke (11/14)	3-9	1-5	2-2	0-1	1	0	9	0	0	0	0	25
Stony Brook (11/19)	8-13	1-3	2-3	2-1	3	2	19	5	2	0	1	31
vs. DePaul (11/23)	4-10	2-4	0-0	0-1	1	5	10	0	2	0	1	18
vs. UCONN (11/24)	3-11	1-1	1-2	1-1	2	1	8	1	1	0	1	31
vs. North Carolina (11/26)	8-11	5-7	2-2	0-4	4	4	23	0	3	0	0	23
Notre Dame (11/30)	7-13	1-2	2-2	0-0	0	1	17	0	2	0	1	29
Nebraska (12/3)	2-5	0-0	4-6	0-5	5	3	8	0	2	0	0	25
at Rutgers (12/5)	6-20	0-4	3-3	0-3	3	1	15	3	1	0	0	29
Southern Utah (12/9)	3-7	1-2	0-0	0-2	2	0	7	3	1	0	0	26
vs. Oakland (12/16)	7-13	2-6	1-1	1-1	2	2	17	3	1	0	0	25
Houston Baptist (12/18)	5-12	2-5	2-3	0-1	1	2	14	3	0	0	1	26
Long Beach State (12/21)	6-9	4-5	1-2	0-2	2	2	20	1	2	0	1	20
Cleveland State (12/29)	9-12	4-5	1-1	1-0	1	0	23	3	2	0	0	25
Savannah State (12/31)	5-13	0-3	1-1	2-2	4	3	11	2	1	1	0	30
Maryland (1/4)	3-9	2-4	0-0	0-1	1	2	8	2	0	0	1	23
at Ohio State (1/7)	6-11	2-4	3-3	1-2	3	5	17	0	3	0	0	32
Rutgers (1/10)	5-9	2-3	0-2	0-0	0	3	12	1	1	1	0	26
Michigan (1/13)	2-5	0-1	4-4	3-1	4	4	8	1	2	0	0	34
Indiana (1/19)	3-12	0-1	1-2	2-4	6	1	7	3	1	0	0	23
at Illinois (1/22)	4-8	1-2	0-0	0-4	4	3	9	0	2	0	0	25
Wisconsin (1/26)	3-9	0-3	2-2	1-1	2	1	8	1	1	0	0	26
at Maryland (1/28)	6-15	0-3	7-7	1-1	2	5	19	0	0	0	0	28
Penn State (1/31)	4-12	2-4	4-4	0-4	4	2	14	2	1	0	0	29
at Indiana (2/3)	4-13	2-5	0-0	0-3	3	4	10	0	2	0	0	27
at Iowa (2/6)	5-9	1-2	4-4	0-1	1	1	15	2	4	0	0	30
Purdue (2/10)	2-7	0-1	2-2	2-3	5	0	6	3	0	0	0	19
at Minnesota (2/13)	3-8	0-0	0-0	0-3	3	3	6	2	1	0	0	24
at Northwestern (2/17)	3-10	2-4	0-0	1-3	4	1	8	5	1	0	0	38
Illinois (2/20)	5-11	3-4	3-4	0-3	3	2	16	5	2	0	0	27
at Wisconsin (2/25)	2-3	1-1	0-0	0-1	1	5	5	0	0	0	0	23
vs. Wisconsin (3/2)	2-6	0-1	0-0	1-3	4	3	4	0	3	0	2	32
vs. Michigan (3/3)	1-8	0-3	0-0	2-5	7	2	2	0	1	0	0	27
vs. Bucknell (3/16)	7-10	1-3	7-8	1-3	4	3	22	2	1	0	0	35
vs. Syracuse (3/18)	1-12	1-7	0-0	4-4	8	4	3	0	3	1	1	29



20

G

MATT MCQUAID
 Duncanville, Texas
 Duncanville
 6-5 | 200 | Senior

2015-16 GAME-BY-GAME STATS

OPPONENT	FG	3PG	FT	0-0	REB	PF	PTS	AST	TO	BLK	STL	MIN
Florida Atlantic (11/13)	1-1	0-0	0-0	1-0	1	2	2	3	0	2	0	14
vs Kansas (11/17)	3-5	3-3	0-0	0-1	1	3	9	1	1	1	0	22
Ark.-Pine Bluff (11/20)	3-5	2-4	0-0	2-1	3	1	8	3	0	0	1	17
Eastern Michigan (11/23)	2-3	0-1	0-0	0-0	0	2	4	5	2	1	0	19
vs Boston College (11/26)	0-3	0-1	0-0	1-0	1	2	0	0	1	2	0	13
vs Boise State (11/27)	1-3	1-2	0-0	0-0	0	2	3	2	0	0	0	19
vs Providence (11/29)	2-3	1-2	0-0	0-0	0	2	5	2	0	0	3	13
Louisville (12/2)	0-0	0-0	0-0	0-0	0	0	0	0	2	1	1	11
Binghamton (12/5)	1-7	1-5	0-0	1-0	1	0	3	3	0	0	1	19
UMES (12/9)	1-2	0-1	1-2	0-0	0	0	3	3	2	0	1	15
Florida (12/12)	2-5	1-2	0-0	0-1	1	4	5	0	1	0	1	15
at Northeastern (12/19)	1-1	1-1	0-0	0-2	2	3	3	2	0	0	0	10
vs Oakland (12/22)	0-2	0-2	0-0	0-0	0	1	0	2	2	0	0	10
at Iowa (12/29)	0-1	0-0	0-1	1-0	1	1	0	1	2	0	2	16
at Minnesota (1/2)	0-2	0-2	0-0	0-0	0	0	0	2	0	0	0	30
Illinois (1/7)	3-6	2-3	2-2	0-2	2	3	10	5	1	0	0	18
at Penn State (1/10)	2-4	0-1	0-0	0-0	0	4	4	0	0	1	0	9
Iowa (1/14)	1-4	0-0	0-0	0-1	1	1	2	1	2	1	1	15
at Wisconsin (1/17)	0-3	0-2	0-0	2-0	2	4	0	3	1	0	0	22
Nebraska (1/20)	1-6	0-1	0-0	0-0	0	1	2	2	0	0	1	18
Maryland (1/23)	1-3	1-2	0-0	0-0	0	2	3	0	0	0	0	11
at Northwestern (1/28)	6-10	5-8	0-0	0-1	1	1	17	2	1	0	1	21
Rutgers (1/31)	1-1	1-1	4-4	0-0	0	1	7	4	1	1	0	25
at Michigan (2/6)	1-2	1-2	0-0	0-0	0	2	3	4	1	0	0	16
at Purdue (2/9)	4-10	2-4	0-0	1-1	2	2	10	3	1	0	0	25
Indiana (2/14)	1-2	0-1	0-0	0-2	2	2	2	1	0	0	0	17
Wisconsin (2/18)	0-3	0-2	0-0	0-1	1	0	0	0	1	0	0	17
at Ohio State (2/23)	0-1	0-1	0-0	0-0	0	2	0	0	1	0	0	13
Penn State (2/28)	1-3	1-2	1-2	0-2	2	3	4	1	1	0	0	16
at Rutgers (3/2)	0-0	0-0	0-0	0-0	0	2	0	1	0	0	0	12
Ohio State (2/23)	2-3	1-2	0-0	0-0	0	1	5	0	1	0	0	10
vs Ohio State (3/11)	0-3	0-2	0-0	0-1	1	1	0	1	1	0	0	14
vs Maryland (3/12)	1-2	1-1	0-0	0-2	2	2	3	0	0	0	0	8
vs Purdue (3/13)	1-1	1-1	0-0	1-0	1	1	3	0	0	0	0	9
vs Middle Tenn. (3/18)	1-3	1-3	0-0	0-1	1	1	3	0	1	0	0	14

2016-17 GAME-BY-GAME STATS

OPPONENT	FG	3PG	FT	0-0	REB	PF	PTS	AST	TO	BLK	STL	MIN
vs Arizona (11/11)	3-9	3-8	0-0	0-1	1	3	9	2	1	0	1	33
vs Kentucky (11/15)	1-6	1-6	0-0	1-0	1	4	3	2	0	0	0	23
MVSU (11/18)	5-8	5-8	0-0	0-0	0	3	15	3	0	1	1	23
Florida GC (11/20)	0-3	0-2	0-0	0-3	3	4	0	4	1	0	0	15
vs St. John's (11/23)	1-4	0-3	2-2	2-1	3	2	4	1	0	0	0	33
vs Baylor (11/24)	3-6	2-4	0-0	0-1	1	2	8	0	0	0	0	20
vs. Wichita St. (11/25)	4-7	3-4	2-2	2-3	5	1	13	0	2	0	0	24
at Duke (11/29)	1-4	1-3	5-6	1-0	1	3	8	0	1	0	0	19
Oral Roberts (12/3)	0-2	0-1	2-2	0-1	1	2	2	0	1	0	0	21
Youngstown St. (12/6)	4-12	3-8	0-0	1-3	4	0	11	1	0	0	0	26
Northeastern (12/18)	1-6	0-4	2-4	1-0	1	5	4	3	2	0	1	22
Oakland (12/21)	1-6	1-5	1-2	0-0	0	2	4	2	2	0	2	22
at Minnesota (12/27)	1-6	0-3	0-0	0-1	1	1	2	2	1	0	2	24
Northwestern (12/30)	1-3	0-2	1-3	1-1	2	3	3	2	1	0	0	20
Rutgers (1/4)	4-6	2-3	2-2	0-0	0	2	12	2	1	0	1	19
vs Penn State (1/7)	1-5	1-2	0-0	1-1	2	3	3	0	1	0	1	12
Minnesota (1/11)	0-3	0-1	0-0	1-0	1	2	0	0	0	0	0	18
at Ohio State (1/15)	2-4	1-3	0-0	0-0	0	2	5	1	0	0	0	22
at Indiana (1/21)	0-0	0-0	0-0	1-1	2	0	0	0	3	0	0	5
Purdue (1/24)	1-3	1-3	0-0	0-5	5	1	3	1	1	0	0	16
Michigan (1/29)	3-5	3-3	0-0	1-0	1	1	9	1	0	0	2	23





continued



20

G

MATT MCQUAID
Duncanville, Texas
6-5 | 200 | Senior

at Nebraska (2/2)	0-3	0-1	0-0	0-1	1	4	0	0	0	0	1	15
at Michigan (2/7)	0-1	0-1	0-0	0-0	0	2	0	1	0	0	1	10
Iowa (2/11)	2-9	1-7	1-2	2-1	3	0	6	3	1	0	0	18
Ohio State (2/14)	0-1	0-1	0-0	1-0	1	0	0	0	0	0	0	10
at Purdue (2/18)	4-6	3-5	0-2	1-2	3	0	11	1	0	0	0	22
Nebraska (2/23)	1-3	0-1	0-0	0-5	5	3	2	1	0	0	0	15
Wisconsin (2/26)	5-9	1-3	4-4	0-2	2	2	15	2	2	0	0	28
at Illinois (3/1)	2-4	1-2	1-2	0-2	2	0	6	1	1	0	0	25
at Maryland (3/4)	0-2	0-1	0-0	0-1	1	3	0	0	0	0	1	27
vs Penn State (3/9)	3-6	3-5	0-0	1-1	2	2	9	0	0	1	0	19
vs Minnesota (3/10)	2-9	2-7	0-0	0-2	2	2	6	1	0	0	0	29
vs Miami (3/17)	2-4	1-3	2-2	1-4	5	1	7	3	3	0	0	25
vs Kansas (3/19)	3-8	3-7	0-0	0-2	2	2	9	1	2	0	0	31

2017-18 GAME-BY-GAME STATS

OPPONENT	FG	3PG	FT	0-0	REB	PF	PTS	AST	TO	BLK	STL	MIN
North Florida (11/10)	3-9	1-5	1-2	0-0	0	1	8	0	3	1	3	26
vs. Duke (11/14)	1-4	0-3	0-1	1-2	3	2	2	1	0	0	0	18
Stony Brook (11/19)	1-4	0-2	4-5	0-3	3	0	6	0	0	0	0	25
vs. DePaul (11/23)	6-8	6-8	2-2	0-1	1	3	20	0	3	0	0	36
vs. UCONN (11/24)	2-6	1-4	0-0	1-0	1	3	5	1	0	0	1	25
vs. North Carolina (11/26)	1-6	1-6	4-4	1-1	2	3	7	0	2	0	0	22
Notre Dame (11/30)	3-5	1-3	2-2	2-1	3	0	9	4	1	0	1	22
Nebraska (12/3)	0-4	0-4	0-0	0-0	0	1	0	1	0	0	0	14
at Rutgers (12/5)	2-4	1-3	0-0	2-4	6	0	5	1	1	0	0	19
Southern Utah (12/9)	1-6	1-5	2-2	1-0	1	1	5	4	1	0	1	16
vs. Oakland (12/16)	2-4	2-3	0-0	0-0	0	3	6	1	1	0	0	14
Houston Baptist (12/18)	3-5	2-4	0-0	1-4	5	3	8	1	0	1	0	17
Long Beach State (12/21)	3-7	3-5	0-0	2-0	2	2	9	3	0	0	0	20
Cleveland State (12/29)	4-7	3-6	0-0	0-2	2	0	11	3	1	0	0	25
Savannah State (12/31)	5-8	4-7	0-0	1-1	2	3	14	4	2	0	0	17
Maryland (1/4)	2-4	2-4	0-0	2-5	7	1	6	5	1	0	0	24
at Ohio State (1/7)	0-4	0-2	0-1	1-1	2	2	0	0	1	0	0	16
Rutgers (1/10)	1-3	1-3	0-0	0-0	0	2	3	0	1	0	0	13
Michigan (1/13)	0-3	0-2	0-0	1-0	1	1	0	2	0	0	0	13
Indiana (1/19)	4-6	2-4	1-1	0-3	3	2	11	2	0	0	0	21
at Illinois (1/22)	0-2	0-2	3-3	1-0	1	2	3	0	3	0	1	16
Wisconsin (1/26)	1-3	0-1	2-2	1-1	2	0	4	2	1	0	0	17
at Maryland (1/28)	0-2	0-1	0-0	0-1	1	2	0	0	0	0	0	16
Penn State (1/31)	2-2	2-2	0-0	1-2	3	3	6	2	0	0	1	22
at Indiana (2/3)	4-5	4-5	0-0	0-0	0	2	12	0	0	0	0	23
at Iowa (2/6)	2-5	2-5	2-2	0-0	0	1	8	0	0	0	0	22
Purdue (2/10)	3-6	3-5	0-0	0-0	0	0	9	0	0	0	1	29
at Minnesota (2/13)	3-6	3-5	0-0	0-2	2	2	9	3	1	0	1	25
at Northwestern (2/17)	2-4	2-4	0-0	0-0	0	0	6	0	0	0	1	26
Illinois (2/20)	0-4	0-4	0-0	1-3	4	3	0	1	0	1	0	24
at Wisconsin (2/25)	0-1	0-0	0-0	2-0	2	2	0	1	1	0	0	19
vs. Wisconsin (3/2)	2-4	1-2	0-0	1-2	3	1	5	0	0	0	0	25
vs. Michigan (3/3)	3-5	3-5	0-0	0-2	2	3	9	1	1	0	0	26
vs. Bucknell (3/16)	0-2	0-2	0-0	1-1	2	2	0	0	0	0	0	13
vs. Syracuse (3/18)	1-7	1-7	2-2	2-0	2	3	5	2	0	0	0	21




25

F

XAVIER TILLMAN
Grand Rapids, Michigan
Grand Rapids Christian
6-8 | 245 | Sophomore

2017-18 GAME-BY-GAME STATS

OPPONENT	FG	3PG	FT	0-0	REB	PF	PTS	AST	TO	BLK	STL	MIN
North Florida (11/10)	2-4	0-0	0-0	1-2	3	0	4	1	0	0	0	11
vs. Duke (11/14)	0-0	0-0	0-0	0-0	0	0	0	0	1	0	0	2
Stony Brook (11/19)	3-3	0-0	3-4	1-4	5	2	9	1	2	3	0	13
vs. DePaul (11/23)	3-3	0-0	0-0	1-3	4	0	6	0	0	1	1	14
vs. UCONN (11/24)	1-1	0-0	3-4	1-1	2	0	5	0	0	0	1	13
vs. North Carolina (11/26)	0-1	0-0	0-0	0-4	4	2	0	0	1	0	0	10
Notre Dame (11/30)	1-3	0-0	1-2	2-3	5	1	3	0	0	1	0	8
Nebraska (12/3)	2-4	0-0	0-0	1-3	4	3	4	0	0	1	0	10
at Rutgers (12/5)	0-0	0-0	0-1	1-0	1	1	0	0	0	1	0	6
Southern Utah (12/9)	1-1	0-0	1-2	0-2	2	1	3	0	1	0	0	5
vs. Oakland (12/16)	0-1	0-0	0-1	1-0	1	0	0	0	0	0	0	2
Houston Baptist (12/18)	2-4	0-0	4-4	2-1	3	0	8	1	1	1	0	7
Long Beach State (12/21)	2-2	0-0	0-0	0-1	1	1	4	1	0	0	3	11
Cleveland State (12/29)	1-1	0-0	0-0	2-2	4	0	2	1	0	0	0	8
Savannah State (12/31)	1-1	0-0	0-0	0-3	3	1	2	1	1	1	0	5
Maryland (1/4)	2-3	0-0	2-3	1-4	5	1	6	0	0	0	0	12
at Ohio State (1/7)	0-0	0-0	0-0	0-0	0	0	0	0	0	0	0	3
Rutgers (1/10)	0-0	0-0	0-0	0-0	0	0	0	0	0	0	0	4
Michigan (1/13)	2-2	0-0	1-1	0-1	1	2	5	1	0	2	1	12
Indiana (1/19)	1-2	0-0	1-1	2-0	2	1	3	0	0	0	0	9
at Illinois (1/22)	0-0	0-0	1-2	0-2	2	1	3	0	1	0	1	10
Wisconsin (1/26)	0-0	0-0	0-0	0-1	1	0	0	0	0	0	0	5
at Maryland (1/28)	0-0	0-0	0-0	0-0	0	0	0	0	0	0	0	2
Penn State (1/31)	0-0	0-0	1-2	1-2	3	0	1	0	0	1	0	9
at Indiana (2/3)	0-0	0-0	0-0	0-0	0	2	0	0	0	0	0	5
at Iowa (2/6)	0-2	0-0	0-0	1-1	2	1	0	0	1	1	0	7
Purdue (2/10)	0-1	0-0	0-0	0-2	2	0	0	0	0	0	0	5
at Minnesota (2/13)	3-4	0-0	0-0	1-1	2	0	6	0	1	0	0	7
at Northwestern (2/17)	0-0	0-0	0-0	0-2	2	1	0	1	1	0	0	4
Illinois (2/20)	2-2	0-0	1-1	2-0	2	3	5	0	0	1	0	9
at Wisconsin (2/25)	2-3	0-0	1-1	3-2	5	2	5	0	2	3	0	12
vs. Wisconsin (3/2)	1-2	0-0	0-0	1-2	3	1	2	1	0	3	0	12
vs. Michigan (3/3)	2-2	0-0	0-0	0-1	1	2	4	1	0	0	1	12
vs. Bucknell (3/16)	3-3	0-0	0-0	1-4	5	1	6	0	1	3	1	19
vs. Syracuse (3/18)	2-5	0-0	1-3	9-3	12	5	5	0	2	0	0	2



44

F

NICK WARD
Gahanna, Ohio
Lincoln
6-8 | 245 | Junior


2016-17 GAME-BY-GAME STATS

OPPONENT	FG	3PG	FT	0-0	REB	PF	PTS	AST	TO	BLK	STL	MIN
vs. Arizona (11/11)	3-8	0-0	3-5	3-1	4	1	9	0	0	1	1	14
vs. Kentucky (11/15)	4-9	0-0	0-0	5-1	6	4	8	1	2	0	0	15
MVSU (11/18)	8-8	0-0	2-3	3-5	8	2	18	1	1	1	0	18
Florida GC (11/20)	3-6	0-0	3-7	1-4	5	2	9	0	0	2	0	13
vs. St. John's (11/23)	4-7	0-0	1-3	1-9	10	3	9	0	1	3	0	12
vs. Baylor (11/24)	2-5	0-0	3-3	0-2	2	5	7	0	1	2	0	17
vs. Wichita St. (11/25)	5-9	0-0	3-4	1-5	6	2	13	0	0	0	2	22
at Duke (11/29)	5-7	0-0	1-2	1-2	3	1	11	1	3	1	0	14
Oral Roberts (12/3)	8-11	0-0	8-14	2-8	10	2	24	3	2	3	2	26
Youngstown St. (12/6)	6-10	0-0	1-6	5-3	8	2	13	0	2	1	2	20
Tennessee Tech (12/10)	4-10	0-0	2-5	0-5	5	4	10	0	2	2	0	12
Northeastern (12/18)	5-9	0-0	5-8	1-6	7	2	15	0	2	6	0	21
Oakland (12/21)	7-12	0-0	11-17	5-4	9	2	25	0	3	1	0	25
at Minnesota (12/27)	9-14	0-0	4-13	3-7	10	1	22	0	2	4	1	33
Northwestern (12/30)	4-7	0-0	3-4	2-7	9	3	11	1	2	2	1	18
Rutgers (1/4)	5-9	0-0	5-8	2-4	6	2	15	2	0	4	1	24
vs. Penn State (1/7)	6-10	0-0	4-7	1-3	4	1	16	1	2	5	1	29
Minnesota (1/11)	3-8	0-0	3-4	5-3	8	5	9	1	3	1	0	13
at Ohio State (1/15)	3-7	0-0	3-5	2-2	4	4	9	0	3	0	0	18
at Indiana (1/21)	5-8	0-0	5-8	5-1	6	3	15	0	2	1	0	24
Purdue (1/24)	4-7	0-0	1-2	1-0	1	4	9	0	3	1	0	19
Michigan (1/29)	6-6	0-0	1-2	2-0	2	4	13	0	1	1	0	16





continued



44

F

NICK WARD
Gahanna, Ohio
Lincoln
6-8 | 245 | Junior

at Nebraska (2/2)	4-9	0-0	2-4	1-3	4	2	10	0	0	1	0	25
at Michigan (2/7)	1-5	1-3	0-0	0-1	1	1	3	0	0	0	0	30
Iowa (2/11)	5-6	0-0	4-4	2-3	5	3	14	1	2	1	0	16
Ohio State (2/14)	5-10	0-0	5-6	2-3	5	4	15	0	3	1	0	24
at Purdue (2/18)	2-6	0-0	2-6	2-0	2	5	6	1	2	0	0	12
Nebraska (2/23)	8-13	0-0	4-6	4-5	9	2	20	0	0	1	0	24
Wisconsin (2/26)	9-12	0-0	4-4	6-3	9	4	22	0	1	1	0	19
at Illinois (3/1)	3-5	0-0	5-6	2-4	6	3	11	0	2	0	0	21
at Maryland (3/4)	8-18	0-0	6-7	9-7	16	3	22	0	3	1	0	27
vs Penn State (3/9)	5-8	0-0	5-8	4-5	9	2	15	1	1	2	1	20
vs Minnesota (3/10)	4-9	0-0	7-11	7-4	11	2	15	0	3	0	1	20
vs Miami (3/17)	8-9	0-0	3-3	3-4	7	2	19	0	1	1	0	26
vs Kansas (3/19)	5-9	0-0	3-4	2-2	4	4	13	0	1	1	0	20

2017-18 GAME-BY-GAME STATS

OPPONENT	FG	3PG	FT	0-D	REB	PF	PTS	AST	TO	BLK	STL	MIN
North Florida (11/10)	6-6	0-0	4-5	0-2	2	3	16	0	5	1	0	16
vs. Duke (11/14)	8-13	0-0	3-7	2-3	5	3	19	0	0	2	0	18
Stony Brook (11/19)	8-10	0-0	6-8	3-8	11	2	22	2	1	2	0	25
vs. DePaul (11/23)	3-4	0-0	2-3	1-2	3	3	8	0	1	0	0	11
vs. UCONN (11/24)	5-9	0-0	1-3	4-5	9	1	11	1	3	0	0	20
vs. North Carolina (11/26)	3-8	0-0	1-2	4-4	8	2	7	1	4	4	1	20
Notre Dame (11/30)	4-6	0-0	4-4	3-2	5	2	12	0	0	0	1	18
Nebraska (12/3)	6-7	0-0	10-13	4-3	7	4	22	1	0	3	0	16
at Rutgers (12/5)	1-5	0-0	1-2	1-4	5	0	3	0	0	0	1	11
Southern Utah (12/9)	6-10	1-1	4-9	2-4	6	2	17	0	3	3	0	21
vs. Oakland (12/16)	6-10	0-0	3-7	6-9	15	1	15	1	1	1	0	23
Houston Baptist (12/18)	9-9	0-0	2-3	3-3	6	2	20	0	0	4	0	19
Long Beach State (12/21)	7-8	0-0	2-2	2-4	6	0	16	0	2	3	0	19
Cleveland State (12/29)	7-8	0-0	8-12	7-7	14	2	22	0	0	0	0	22
Savannah State (12/31)	9-9	0-0	5-8	3-7	10	1	21	1	2	2	0	19
Maryland (1/4)	6-8	0-0	4-6	1-4	5	4	16	1	2	2	0	22
at Ohio State (1/7)	0-1	0-0	3-4	4-6	10	3	3	0	3	0	1	26
Rutgers (1/10)	5-9	0-0	7-11	3-7	10	2	17	0	1	3	0	34
Michigan (1/13)	2-5	0-0	0-1	0-5	5	4	4	1	3	0	0	14
Indiana (1/19)	7-9	0-0	4-7	5-8	13	1	18	2	2	1	1	23
at Illinois (1/22)	3-4	0-0	1-3	2-0	2	2	7	0	1	0	1	13
Wisconsin (1/26)	6-9	0-0	0-0	4-7	11	4	12	2	2	5	1	27
at Maryland (1/28)	3-7	0-0	1-4	8-4	12	2	7	0	1	1	0	27
Penn State (1/31)	1-3	0-0	4-7	0-9	9	2	6	1	4	1	1	21
at Indiana (2/3)	4-4	0-0	1-4	0-2	2	4	9	0	1	2	0	19
at Iowa (2/6)	7-9	0-0	3-4	2-2	4	4	17	0	0	0	1	12
Purdue (2/10)	3-6	0-0	0-0	1-4	5	3	6	0	0	0	0	11
at Minnesota (2/13)	5-7	0-0	3-5	5-4	9	2	13	1	6	1	0	18
at Northwestern (2/17)	3-8	0-0	9-11	5-5	10	3	15	1	1	0	0	27
Illinois (2/20)	1-2	0-0	6-7	0-7	7	2	8	1	1	2	0	15
at Wisconsin (2/25)	5-8	0-0	4-8	2-4	6	4	14	0	2	2	0	17
vs. Wisconsin (3/2)	3-8	0-0	2-2	3-1	4	1	8	0	0	0	0	15
vs. Michigan (3/3)	2-6	0-0	2-2	1-1	2	2	6	0	0	1	0	10
vs. Bucknell (3/16)	4-10	0-0	0-1	0-5	5	3	8	1	1	1	1	17
vs. Syracuse (3/18)	4-5	0-0	2-2	3-2	5	2	10	0	4	0	1	16



5

G

CASSIUS WINSTON
Detroit, Michigan
 University of Detroit Jesuit
 6-1 | 185 | Junior

2016-17 GAME-BY-GAME STATS

OPPONENT	FG	3PG	FT	0-0	REB	PF	PTS	AST	TO	BLK	STL	MIN
vs Arizona (11/11)	0-2	0-1	0-0	1-0	1	3	0	3	2	0	0	10
vs Kentucky (11/15)	4-9	1-3	0-0	0-2	2	3	9	2	1	0	0	22
vs Kentucky (11/15)	4-9	1-3	0-0	0-2	2	3	9	2	1	0	0	22
MVSU (11/18)	1-2	0-0	0-0	0-1	1	2	2	11	4	0	3	23
Florida GC (11/20)	2-5	0-2	3-4	1-2	3	2	7	5	3	0	0	15
vs St. John's (11/23)	2-5	1-1	0-0	0-0	0	1	5	2	2	0	0	13
vs Baylor (11/24)	2-5	1-3	0-0	0-1	1	1	5	1	3	0	1	13
vs. Wichita St. (11/25)	2-2	1-1	2-4	0-2	2	1	7	2	2	0	0	19
at Duke (11/29)	2-5	0-2	0-0	0-2	2	1	4	7	3	0	1	21
Oral Roberts (12/3)	4-9	2-3	5-5	0-4	4	0	15	9	1	0	0	26
Youngstown St. (12/6)	4-10	0-3	0-0	1-3	4	1	8	9	2	1	1	25
Tennessee Tech (12/10)	1-4	0-1	4-4	0-2	2	3	6	9	2	0	0	19
Northeastern (12/18)	7-8	2-2	5-9	0-1	1	2	21	10	3	0	2	33
Oakland (12/21)	4-10	1-3	0-2	0-3	3	2	9	8	3	1	2	30
at Minnesota (12/27)	1-5	0-1	0-0	0-2	2	5	2	6	2	0	2	20
Northwestern (12/30)	6-9	2-3	1-2	1-1	2	2	15	6	3	1	0	26
Rutgers (1/4)	1-4	0-2	0-0	0-0	0	3	2	8	2	0	1	20
vs Penn State (1/7)	2-5	1-3	0-0	0-0	0	4	5	3	3	0	1	16
Minnesota (1/11)	0-1	0-0	1-2	0-5	5	0	1	5	1	0	1	19
at Ohio State (1/15)	0-3	0-1	1-2	0-2	2	0	1	2	1	0	1	11
at Indiana (1/21)	2-4	1-2	0-0	0-2	2	2	5	3	2	0	0	22
Purdue (1/24)	3-5	0-1	2-2	1-1	2	2	8	3	2	0	0	22
Michigan (1/29)	3-5	0-2	10-11	0-0	0	2	16	3	3	0	1	21
at Nebraska (2/2)	4-7	2-3	0-1	1-2	3	1	10	4	3	0	1	22
at Michigan (2/7)	1-4	1-2	0-0	0-1	1	2	3	4	6	0	0	19
Iowa (2/11)	3-3	2-2	4-5	0-2	2	3	12	5	2	0	1	16
Ohio State (2/14)	2-2	0-0	4-4	0-2	2	0	8	9	3	0	0	20
at Purdue (2/18)	1-5	0-2	0-0	0-0	0	3	2	4	3	1	1	25
Nebraska (2/23)	2-6	1-2	2-2	0-1	1	4	7	8	0	0	3	22
Wisconsin (2/26)	2-11	2-4	4-4	0-7	7	1	10	8	2	0	0	29
at Illinois (3/1)	0-4	0-3	2-2	0-3	3	3	2	2	1	0	0	20
at Maryland (3/4)	3-7	2-3	0-0	0-2	2	2	8	5	1	1	0	25
vs Penn State (3/9)	2-6	2-4	1-2	0-0	0	4	7	2	2	0	1	20
vs Minnesota (3/10)	0-1	0-1	0-0	0-1	1	2	0	1	0	1	0	12
vs Miami (3/17)	2-5	1-3	2-2	0-1	1	4	7	5	0	0	1	22
vs Kansas (3/19)	2-4	1-2	2-2	0-0	0	1	7	8	3	0	0	26

2017-18 GAME-BY-GAME STATS

OPPONENT	FG	3PG	FT	0-0	REB	PF	PTS	AST	TO	BLK	STL	MIN
North Florida (11/10)	3-4	2-2	4-4	0-0	0	2	12	8	2	0	0	25
vs. Duke (11/14)	1-5	0-2	1-2	0-2	2	2	3	11	5	0	0	32
Stony Brook (11/19)	5-8	2-3	1-1	0-1	1	3	13	6	2	0	3	24
vs. DePaul (11/23)	2-10	2-7	4-4	0-8	8	4	10	8	3	0	0	36
vs. UCONN (11/24)	12-15	4-5	0-0	0-2	2	3	28	5	0	0	0	27
vs. North Carolina (11/26)	3-8	1-3	0-1	1-4	5	3	7	7	4	0	2	25
Notre Dame (11/30)	6-10	5-6	0-0	0-5	5	3	17	7	2	0	0	26
Nebraska (12/3)	6-10	2-5	2-2	0-6	6	0	16	7	2	0	0	28
at Rutgers (12/5)	2-4	2-2	0-1	1-2	3	1	6	3	2	0	1	16
Southern Utah (12/9)	5-8	5-6	0-0	0-3	3	1	15	5	1	0	1	27
vs. Oakland (12/16)	6-11	3-7	4-4	0-6	6	0	19	3	6	0	3	34
Houston Baptist (12/18)	3-5	2-4	2-2	0-3	3	0	10	12	4	0	1	26
Long Beach State (12/21)	5-9	2-6	1-1	0-1	1	4	13	8	2	0	0	24
Cleveland State (12/29)	4-5	3-4	0-0	0-2	2	4	11	5	1	0	0	17
Savannah State (12/31)	6-8	2-3	2-2	0-3	3	1	16	13	5	0	3	27
Maryland (1/4)	4-8	2-6	0-0	0-2	2	5	10	8	0	0	0	26
at Ohio State (1/7)	4-10	2-6	2-2	0-3	3	0	12	6	1	0	0	32
Rutgers (1/10)	2-8	1-3	7-7	0-4	4	2	12	7	2	0	0	34
Michigan (1/13)	3-7	1-2	4-4	0-3	3	3	11	2	4	0	0	31
Indiana (1/19)	3-5	2-4	2-2	0-4	4	1	10	8	1	0	0	26
at Illinois (1/22)	2-4	1-1	0-0	0-1	1	5	5	8	8	0	0	20





continued



5

G

CASSIUS WINSTON
Detroit, Michigan
 University of Detroit Jesuit
6-1 | 185 | Junior

Wisconsin (1/26)	5-10	3-4	4-4	1-2	3	1	17	6	3	0	1	32
at Maryland (1/28)	3-8	2-4	5-6	0-1	1	3	13	5	3	0	0	21
Penn State (1/31)	5-7	1-2	4-4	0-1	1	1	15	10	3	0	1	30
at Indiana (2/3)	1-4	0-1	5-7	0-1	1	2	7	7	0	0	1	31
at Iowa (2/6)	2-7	1-3	4-4	0-3	3	1	9	8	2	1	0	23
Purdue (2/10)	4-10	1-3	1-2	0-7	7	0	10	10	3	0	0	36
at Minnesota (2/13)	4-5	4-5	0-1	1-4	5	2	12	5	2	0	0	24
at Northwestern (2/17)	5-8	4-6	3-4	0-9	9	2	17	7	2	0	1	34
Illinois (2/20)	4-5	2-3	2-2	0-2	2	3	12	5	0	0	0	15
at Wisconsin (2/25)	7-11	6-6	0-0	1-5	6	1	20	5	4	0	1	38
vs. Wisconsin (3/2)	6-15	1-7	4-4	1-4	5	1	17	5	2	1	0	35
vs. Michigan (3/3)	3-10	0-4	5-5	0-4	4	2	11	5	1	0	1	35
vs. Bucknell (3/16)	3-8	1-5	4-4	1-2	3	2	11	10	2	0	2	34
vs. Syracuse (3/18)	4-12	3-11	4-4	0-1	1	1	15	6	3	0	1	34

BIG TEN CHAMPIONS 2018



2017-18 REVIEW

2018-19 MICHIGAN STATE BASKETBALL



2017-18 RESULTS

DATE	OPPONENT	MSU-OPP	SITE	ATTEND.
Nov. 10	NORTH FLORIDA	98-66	EAST LANSING	14,797
Nov. 14 +	vs. Duke	81-88	Chicago, Ill.	21,684
Nov. 19 #	STONY BROOK	93-71	EAST LANSING	14,797
Nov. 23 #	vs. DePaul	73-51	Portland, Ore.	13,439
Nov. 24 #	vs. UConn	77-57	Portland, Ore.	8,853
Nov. 26 #	vs. North Carolina	63-45	Portland, Ore.	15,365
Nov. 30	NOTRE DAME	81-63	EAST LANSING	14,797
Dec. 3	NEBRASKA	86-57	EAST LANSING	14,797
Dec. 5	at Rutgers	62-52	Piscataway, N.J.	6,020
Dec. 9	SOUTHERN UTAH	88-63	EAST LANSING	14,797
Dec. 16	vs. Oakland	86-73	Detroit, Mich.	20,695
Dec. 18	HOUSTON BAPTIST	107-62	EAST LANSING	14,797
Dec. 21	LONG BEACH STATE	102-60	EAST LANSING	14,797
Dec. 29	CLEVELAND STATE	111-61	EAST LANSING	14,797
Dec. 31	SAVANNAH STATE	108-52	EAST LANSING	14,797
Jan. 4	MARYLAND	91-61	EAST LANSING	14,797
Jan. 7	at Ohio State	64-80	Columbus, Ohio	17,599
Jan. 10	RUTGERS	76-72 OT	EAST LANSING	14,797
Jan. 13	MICHIGAN	72-82	EAST LANSING	14,797
Jan. 19	INDIANA	85-57	EAST LANSING	14,797
Jan. 22	at Illinois	87-74	Champaign, Ill.	13,552
Jan. 26	WISCONSIN	76-61	EAST LANSING	14,797
Jan. 28	at Maryland	74-68	College Park, Md.	17,950
Jan. 31	PENN STATE	76-68	EAST LANSING	14,797
Feb. 3	at Indiana	63-60	Bloomington, Ind.	17,222
Feb. 6	at Iowa	96-93	Iowa City, Iowa	11,350
Feb. 10	PURDUE	68-65	EAST LANSING	14,797
Feb. 13	at Minnesota	87-57	Minneapolis, Minn.	12,218
Feb. 17	at Northwestern	65-60	Rosemont, Ill.	12,114
Feb. 20	ILLINOIS	81-61	EAST LANSING	14,797
Feb. 25	at Wisconsin	68-63	Madison, Wis.	17,287
March 2 \$	vs. Wisconsin	63-60	New York, N.Y.	14,260
March 3 \$	vs. Michigan	64-75	New York, N.Y.	19,812
March 16 ^	vs. Bucknell	82-78	Detroit, Mich.	20,314
March 18 ^	vs. Syracuse	53-55	Detroit, Mich.	20,360

HOME GAMES IN BOLD CAPS

- PK80

+ - Champions Classic

\$ - Big Ten Tournament

^ - NCAA Tournament

2017-18 ATTENDANCE

HOME - 251,549 in 17 games - 14,797 avg.

ROAD - 125,316 in 9 games - 13,924 avg.

NEUTRAL - 154,782 in 9 games - 17,198 avg.

TOTAL - 531,647 in 35 games - 15,190 avg.

2017-18 NOTABLES

- Michigan State set a school record with 28 regular season wins and finished the season with a 30-5 overall record. It marked MSU's fourth 30-win season, all under Head Coach Tom Izzo (33 in 1998-99, 32 in 1999-2000 and 31 in 2008-09).
- The Spartans captured the program's eighth Big Ten Regular Season title, winning a school-record 16 league games, and advanced to their 21st-straight NCAA Tournament.
- Miles Bridges capped off a stellar two-year career at Michigan State, being named a Consensus Second Team All-America selection by the NCAA. He was a unanimous All-Big Ten First Team selection and was named a Second Team All-American by The Sporting News, the USBWA, USA Today and the NABC.
- Freshman forward Jaren Jackson Jr. was the first Big Ten player since 2007 to win both the Big Ten Freshman of the Year award and the Big Ten Defensive Player of the Year.
- The Spartans won the Victory Bracket of the PK80 Invitational in Portland, Ore. in November. It was the fourth time in the last five years MSU reached the title game of a preseason tournament.
- Michigan State finished the season ranked No. 5 in the Associated Press poll and No. 11 in the USA Today Coaches poll.



GAME 1

#2 Michigan State 98
 North Florida 66
 Nov. 10, 2017 • East Lansing, Mich. • Breslin Center

Michigan State	FG	3FG	FT	O-D-R	PF	PTS	A	T	B	S	MIN
01 Langford, Joshua g	5-9	0-1	3-3	2-3-5	3	13	1	3	0	3	24
02 Jackson Jr., Jaren f	2-6	0-1	9-10	3-10-13	4	13	3	1	4	2	22
05 Winston, Cassius g	3-4	2-2	4-4	0-0-0	2	12	8	2	0	0	25
22 Bridges, Miles f	9-15	0-2	2-2	2-8-10	2	20	2	3	3	1	27
44 Ward, Nick f	6-6	0-0	4-5	0-2-2	3	16	0	5	1	0	16
11 Nairn Jr., Lourawls	3-3	0-0	0-2	0-1-1	1	6	4	2	0	2	20
13 Carter, Ben	0-0	0-0	0-0	0-0-0	1	0	2	0	1	1	7
20 McQuaid, Matt	3-9	1-5	1-2	0-0-0	1	8	0	3	1	3	26
23 Tillman, Xavier	2-4	0-0	0-0	1-2-3	0	4	1	0	0	0	11
25 Goins, Kenny	0-0	0-0	0-0	0-1-1	0	0	0	1	0	0	3
34 Schilling, Gavin	2-4	0-0	2-4	4-4-8	3	6	1	1	0	0	16
41 George, Connor	0-1	0-1	0-0	1-1-2	1	0	0	0	0	0	3
TEAM				1-3-4							
Totals	35-61	3-12	25-32	14-35-49	21	98	22	21	10	12	200

TOTAL FG%	1st: 16-30 53.3%	2nd: 19-31 61.3%	Game: 57.4%
3-Pt. FG%	1st: 0-6 0.0%	2nd: 3-6 50.0%	Game: 25.0%
F Throw%	1st: 20-25 80.0%	2nd: 5-7 71.4%	Game: 78.1%

North Florida	FG	3FG	FT	O-D-R	PF	PTS	A	T	B	S	MIN
00 Horchler, Noah f	1-3	0-1	0-0	1-0-1	5	2	1	1	1	0	15
02 Aminu, Wajid f	2-12	0-3	6-9	1-6-7	3	10	1	0	1	2	30
03 Escobar, JT g	2-7	2-5	0-1	0-0-0	3	6	0	3	0	2	27
11 Sams, Garrett g	5-16	2-5	1-2	3-3-6	3	13	0	4	0	0	29
21 Gandia-Rosa, Ivan g	7-12	5-7	0-0	1-2-3	1	19	5	6	0	2	34
01 Lambright, Emmanuel	0-4	0-4	0-0	0-1-1	1	0	1	0	0	0	12
10 Blount, Osborn	3-5	1-2	1-1	0-1-1	2	8	0	2	0	2	25
20 Coffey II, Brian	0-1	0-1	0-0	0-0-0	1	0	0	1	0	0	6
22 Day, Trip	3-6	1-1	1-2	1-0-1	5	8	0	2	0	1	16
50 Haid, Benedikt	0-0	0-0	0-0	1-1-2	0	0	0	0	0	0	7
TEAM				3-1-4							
Totals	23-66	11-29	9-15	11-15-26	24	66	8	19	2	9	201

TOTAL FG%	1st: 10-34 29.4%	2nd: 13-32 40.6%	Game: 34.8%
3-Pt. FG%	1st: 5-11 45.5%	2nd: 6-18 33.3%	Game: 37.9%
F Throw%	1st: 1-3 33.3%	2nd: 8-12 66.7%	Game: 60.0%

Officials: Rob Riley, Bo Boroski, Matt Morales
Attendance: 14,797
Halftime Score: MSU, 52-26
Record: MSU 1-0, North Florida 0-1

// Key Moment //

Miles Bridges scored 20 points and had 10 rebounds to lead five players in double figures. The Spartans led by 26 points (52-26) at halftime and took their biggest lead, 39 points, on a layup from junior guard Matt McQuaid.

// Notes //

- MSU improved to 94-25 all-time in season openers, winning 37 of the last 41. The Spartans are 19-4 in season openers under Tom Izzo.
- MSU improved to 101-18 all-time in season openers, including 23-0 under Tom Izzo, and the Spartans improved to 61-0 all-time at home in November under Tom Izzo.
- Jaren Jackson Jr. became the fourth Spartan freshman to post a double-double in his debut, tallying 13 points and a game-high 13 rebounds (Deyonta Davis, Derrick Nix and Matt Steigenga were the others).
- Jackson Jr.'s game-high 13 rebounds were the second-most ever by a Spartan freshman in his debut, finishing one shy of Nix's record 14 (11/13/2009). He was also just the fifth Spartan freshman to grab double figure rebounds in his debut.
- Jackson Jr.'s 13 points matched the seventh-best debut by a freshman.



The MSU team and coaches wore t-shirts with "We Talk, We Listen" on the front and "It's Not About Me, It's About Us" on the back to reflect on social issues.



Miles Bridges had a double-double (20-10) in the season opener, and freshman Jaren Jackson Jr. introduced himself with 13 points, 13 rebounds and four blocked shots.



2017-18 BOX SCORES

GAME
2

#1 Duke 88
#2 Michigan State 81
Nov. 14, 2017 • Chicago, Ill. • United Center

Michigan State	FG	3FG	FT	O-D-R	PF	PTS	A	T	B	S	MIN
01 Langford, Joshua g	3-9	1-5	2-2	0-1-1	0	9	0	0	0	0	25
02 Jackson Jr., Jaren f	7-10	3-5	2-4	3-4-7	4	19	1	4	3	1	24
05 Winston, Cassius g	1-5	0-2	1-2	0-2-2	2	3	11	5	0	0	32
22 Bridges, Miles f	7-15	5-10	0-0	0-5-5	1	19	4	5	4	0	37
44 Ward, Nick f	8-13	0-0	3-7	2-3-5	3	19	0	0	2	0	18
11 Naim Jr., Lourawls	1-1	0-0	0-0	0-1-1	1	2	6	0	0	0	11
13 Carter, Ben	1-2	0-0	0-0	0-1-1	3	2	1	0	1	0	12
20 McQuaid, Matt	1-4	0-3	0-1	1-2-3	2	2	1	0	0	0	18
23 Tillman, Xavier	0-0	0-0	0-0	0-0-0	0	0	0	1	0	0	2
25 Goins, Kenny	1-1	0-0	2-2	1-2-3	1	4	1	1	2	0	15
34 Schilling, Gavin	1-1	0-0	0-0	1-1-2	4	2	0	1	0	0	6
TEAM				3-1-4							
Totals	31-61	9-25	10-18	11-23-34	21	81	25	17	12	1	200

TOTAL FG%	1st: 14-28 50.0%	2nd: 17-33 51.5%	Game: 50.8%
3-Pt. FG%	1st: 4-12 33.3%	2nd: 5-13 38.5%	Game: 36.0%
F Throw%	1st: 2-6 33.3%	2nd: 8-12 66.7%	Game: 55.6%

Duke	FG	3FG	FT	O-D-R	PF	PTS	A	T	B	S	MIN
01 Duval, Trevon g	7-20	0-4	3-7	1-2-3	3	17	10	3	1	6	37
02 Trent Jr., Gary g	3-14	1-7	0-0	2-2-4	4	7	2	1	0	0	35
03 Allen, Grayson g	11-20	7-11	8-8	1-2-3	1	37	2	1	0	1	40
34 Carter Jr., Wendell f	3-9	0-0	6-8	5-7-12	4	12	2	3	1	0	27
35 Bagley III, Marvin f	2-4	0-0	0-0	5-1-6	0	4	0	1	1	1	10
12 DeLaurier, Javin	2-4	0-0	0-0	3-4-7	4	4	4	0	2	3	24
14 Goldwire, Jordan	1-2	1-1	1-2	1-1-2	0	4	0	0	0	1	11
15 O'Connell, Alex	0-0	0-0	0-0	0-0-0	0	0	0	0	0	0	2
20 Bolden, Marques	0-2	0-0	0-2	3-1-4	2	0	0	0	0	0	9
30 Vrankovic, Antonio	1-1	0-0	1-2	0-1-1	2	3	1	0	0	0	5
TEAM				4-0-4							
Totals	30-76	9-23	19-29	25-21-46	20	88	21	9	5	12	200

TOTAL FG%	1st: 12-40 30.0%	2nd: 18-36 50.0%	Game: 39.3%
3-Pt. FG%	1st: 3-11 27.3%	2nd: 6-12 50.0%	Game: 39.1%
F Throw%	1st: 11-18 61.1%	2nd: 8-11 72.7%	Game: 65.5%

Officials: Ted Valentine, Lamont Simpson, Pat Driscoll
Attendance: 21,684 **Halftime Score:** Duke, 38-34
Record: MSU 1-1, Duke 3-0

// Key Moment //

No. 2 Michigan State held a two-point lead with just over four minutes left in the game but No. 1 Duke used a late run en route to an 88-81 win over the Spartans in the Champions Classic. The Spartans led 75-73 with 4:12 to play after sophomore guard Cassius Winston fed redshirt senior Kenny Goins for a dunk, but Duke used an 8-0 run to take control late.

// Notes //

- A trio of MSU players scored 19 points, with freshman Jaren Jackson Jr. going for 19 along with seven rebounds and three blocked shots, while sophomore guard/forward Miles Bridges had 19 with five rebounds and four blocks and sophomore forward Nick Ward added 19 points and five rebounds.
- Winston finished with 11 assists as the Spartans handed out 25 and had assists on 80.6 percent of their field goals (25-of-31).
- Michigan State fell to 3-4 all-time in the Champions Classic.



Jaren Jackson Jr. scored 19 points, grabbed seven rebounds and blocked three shots against Duke in the Champions Classic at United Center in Chicago.



Nick Ward was one of three MSU players to score 19 points in the game against Duke, adding five rebounds and blocking two shots.


GAME 3

#2 Michigan State 93
 Stony Brook 71
 Nov. 19, 2017 • East Lansing, Mich. • Breslin Center

Michigan State	FG	3FG	FT	O-D-R	PF	PTS	A	TB	S	MIN	
01 Langford, Joshua g	8-13	1-3	2-3	2-1-3	2	19	5	2	0	1	31
02 Jackson Jr., Jaren f	0-1	0-1	0-0	1-3-4	5	0	0	3	0	0	14
05 Winston, Cassius g	5-8	2-3	1-1	0-1-1	3	13	6	2	0	3	24
22 Bridges, Miles f	6-13	2-5	6-6	2-4-6	2	20	0	1	1	1	25
44 Ward, Nick f	8-10	0-0	6-8	3-8-11	2	22	2	1	2	0	25
11 Narin Jr., Lourawls	0-1	0-1	0-0	0-1-1	0	0	4	0	0	0	22
13 Carter, Ben	1-1	0-0	0-0	1-0-1	2	2	1	1	0	0	8
20 McQuaid, Matt	1-4	0-2	4-5	0-3-3	0	6	0	0	0	0	25
23 Tillman, Xavier	3-3	0-0	3-4	1-4-5	2	9	1	2	3	0	13
34 Schilling, Gavin	1-3	0-0	0-0	1-4-5	2	2	1	2	1	0	12
41 George, Connor	0-0	0-0	0-0	0-0-0	0	0	0	0	0	0	1
TEAM				0-1-1							
Totals	33-57	5-15	22-27	11-30-41	20	93	20	14	7	5	200

TOTAL FG% 1st: 16-30 53.3% 2nd: 17-27 63.0% Game: 57.9%
 3-Pt. FG% 1st: 3-10 30.0% 2nd: 2-5 40.0% Game: 33.3%
 F Throw% 1st: 9-11 81.8% 2nd: 13-16 81.3% Game: 81.5%

Stony Brook	FG	3FG	FT	O-D-R	PF	PTS	A	TB	S	MIN	
01 Iroegbu, UC g	4-7	2-4	2-2	1-0-1	1	12	0	0	1	0	30
10 McKenzie, Jordan g	1-6	1-3	0-0	1-0-1	2	3	3	1	0	1	23
11 Saintel, Junior g	1-1	0-0	0-0	0-0-0	3	2	0	2	0	1	10
12 Sturdivant, Tyrell f	3-9	2-4	2-2	2-2-4	1	10	4	2	0	1	24
15 Yeboah, Akwasi f	4-11	3-6	4-7	0-3-3	5	15	0	3	0	3	26
02 Almonacy, Michael	0-2	0-2	0-0	0-3-3	4	0	4	2	0	0	17
03 Olaniyi, Elijah	6-10	3-4	1-2	1-3-4	0	16	0	2	0	1	26
04 Donohoe, Tim	0-0	0-0	0-0	0-0-0	0	0	0	0	0	0	1
05 Long, Cory	1-1	1-1	0-0	0-0-0	0	3	0	0	0	0	3
22 Sekunda, Bryan	1-4	1-2	0-0	1-0-1	0	3	4	1	0	0	20
32 Petras, Jakub	2-5	0-0	1-2	0-0-0	2	5	1	0	0	0	11
35 Ochefu, Anthony	1-3	0-0	0-0	0-1-1	2	2	0	0	0	0	9
TEAM				2-5-7							
Totals	24-59	13-26	10-15	8-17-25	20	71	16	13	1	7	200

TOTAL FG% 1st: 13-35 37.1% 2nd: 11-24 45.8% Game: 40.7%
 3-Pt. FG% 1st: 6-13 46.2% 2nd: 7-13 53.8% Game: 50.0%
 F Throw% 1st: 6-8 75.0% 2nd: 4-7 57.1% Game: 66.7%

Officials: Earl Watson, Larry Sciroto, Bo Boroski
Attendance: 14,797 **Halftime Score:** MSU, 44-38
Record: MSU 2-1, Stony Brook 0-4

// Key Moment //

MSU broke open a close game with a pair of second half runs en route to a 93-71 win over Stony Brook. After trailing for most of the first half and using a late run to take a six-point edge at the break (44-38), Michigan State used a 7-0 run to take a 57-44 lead and then used a 9-0 run to take a 71-53 lead.

// Notes //

- Joshua Langford scored a then career-best 19 points and dished out a career-high five assists.
- Nick Ward recorded the fifth double-double of his career, totaling 22 points and 11 rebounds ... It was his seventh career game with at least 20 points.
- Miles Bridges scored 20 points, his third game in double figures and the 27th of his career, and the 12th game of his career with at least 20 points.
- MSU shot a season-high 57.9 percent from the floor, including 63.0 percent in the second half.
- The Spartans' four sophomores (Miles Bridges, Joshua Langford, Nick Ward and Cassius Winston) combined to score 74 of MSU's 93 points.
- Michigan State held a 48-20 edge in points in the paint, and a 19-8 advantage in second-chance points.



Miles Bridges scored 20 points and was one of four players in double figures.



Joshua Langford scored 19 points and grabbed five rebounds in the win over Stony Brook.



MICHIGAN STATE

2017-18 BOX SCORES



Matt McQuaid scored a game-high 20 points in a win over DePaul to open the PK80 Invitational, while Cassius Winston was named MVP after MSU beat North Carolina.



GAME 4 #5 Michigan State 73
DePaul 51
Nov. 23, 2017 • Portland, Ore. • Moda Center

Michigan State	FG	3FG	FT	O-D-R	PF	PTS	A	T	B	S	MIN
01 Langford, Josh g	4-10	2-4	0-0	0-1-1	5	10	0	2	0	1	18
02 Jackson Jr., Jaren f	4-12	0-4	5-6	1-9-10	2	13	2	3	0	2	31
05 Winston, Cassius g	2-10	2-7	4-4	0-8-8	4	10	8	3	0	0	36
20 McQuaid, Matt g	6-8	6-8	2-2	0-1-1	3	20	0	3	0	0	28
44 Ward, Nick f	3-4	0-0	2-3	1-2-3	3	8	0	1	0	0	11
11 Nairn Jr., Lourawls	0-0	0-0	0-0	0-0-0	3	0	5	2	0	0	20
13 Carter, Ben	1-2	0-0	0-0	0-3-3	2	2	1	0	0	0	13
23 Tillman, Xavier	3-3	0-0	0-0	1-3-4	0	6	0	0	1	1	14
34 Schilling, Gavin	1-2	0-0	0-0	0-0-0	2	2	1	0	0	0	13
41 George, Connor	1-2	0-0	0-2	5-2-7	2	2	0	0	0	1	16
TEAM	2-0-2										
Totals	25-53	10-23	13-17	10-29-39	26	73	17	15	1	5	200

TOTAL FG%	1st: 11-28 39.3%	2nd: 14-25 56.0%	Game: 47.2%
3-Pt. FG%	1st: 5-15 33.3%	2nd: 5-8 62.5%	Game: 43.5%
F Throw%	1st: 4-6 66.7%	2nd: 9-11 81.8%	Game: 76.5%

DePaul	FG	3FG	FT	O-D-R	PF	PTS	A	T	B	S	MIN
03 Gage, Devin g	3-10	1-3	1-3	0-3-3	3	8	2	3	0	2	33
10 McMillum, Tre Darius f	3-5	2-4	3-4	2-2-4	4	11	2	2	0	2	25
11 Cain, Eli g	4-9	1-1	3-6	0-4-4	1	12	2	1	0	0	35
31 Strus, Max g	1-10	0-5	10-10	2-1-3	3	12	0	2	0	3	33
34 Maric, Marin f	1-6	0-1	4-4	0-4-4	1	6	0	2	0	1	29
00 Roberts, Justin	0-5	0-1	0-0	0-2-2	1	0	0	0	0	1	8
01 Grandstaff, Austin	0-0	0-0	0-0	0-0-0	0	0	0	0	0	0	2
02 Butz, Jaylen	0-1	0-0	0-0	2-0-2	4	0	0	0	0	0	11
04 Cyrus, Brandon	1-4	0-1	0-0	0-0-0	1	2	1	1	0	0	20
15 Read, Paul	0-1	0-0	0-0	0-0-0	0	0	0	0	0	1	2
30 Rycckbosch, Peter	0-0	0-0	0-0	0-0-0	0	0	0	0	0	0	2
TEAM	1-1-2										
Totals	13-51	4-16	21-27	7-17-24	18	51	7	11	0	10	200

TOTAL FG%	1st: 8-28 28.6%	2nd: 5-23 21.7%	Game: 25.5%
3-Pt. FG%	1st: 4-12 33.3%	2nd: 0-4 0.0%	Game: 25.0%
F Throw%	1st: 11-15 73.3%	2nd: 10-12 83.3%	Game: 77.8%

Officials: Terry Wymer, Verne Harris, Brent Hampton
Attendance: 13,439 **Halftime Score:** Tied, 31-31
Record: MSU 3-1, DePaul 1-3

// Key Moment //

Junior Matt McQuaid hit six 3-pointers and scored a career-high 20 points as the Spartans used a big second half run to pull away from DePaul en route to a 73-51 win. The teams went into the half tied at 31-all, but the Spartans used a 14-0 run to take a 51-37 lead on a McQuaid 3-pointer, his sixth of the night. The Spartans held DePaul without a field goal for more than 10 minutes and expanded the lead to 20 points, 65-45.

// Notes //

- Michigan State held DePaul to 25.5 percent shooting from the field, marking a season-low for a Spartan opponent, and the lowest by an opponent since Jan. 28, 2016 (Northwestern, .207).
- Conner George played a career-best 16 minutes, grabbing a career-high seven rebounds including five on the offensive end.
- Jaren Jackson Jr. recorded his second double-double of the season with 13 points and 10 rebounds.
- The Spartans turned 10 offensive rebounds into a 15-4 edge in second-chance points.
- Cassius Winston grabbed a career-best eight rebounds to go along with his 10 points and eight assists.

GAME 5

#5 Michigan State 77
 UConn 57
 Nov. 24, 2017 • Portland, Ore. • Memorial Coliseum

Michigan State	FG	3FG	FT	O-D-R	PF	PTS	A	T	B	S	MIN
01 Langford, Joshua g	3-11	1-1	1-2	1-1-2	1	8	1	1	0	1	31
02 Jackson Jr., J. f	5-10	2-4	0-0	2-8-10	3	12	0	3	2	0	26
05 Winston, C. g	12-15	4-5	0-0	0-2-2	3	28	5	0	0	0	27
20 McQuaid, Matt g	2-6	1-4	0-0	1-0-1	3	5	1	0	0	1	25
44 Ward, Nick f	5-9	0-0	1-3	4-5-9	1	11	1	3	0	0	20
11 Nairn Jr., Lourawls	0-4	0-1	0-0	0-2-2	0	0	1	0	1	0	20
13 Carter, Ben	0-1	0-0	0-0	0-0-0	0	0	2	0	0	0	14
22 Bridges, Miles	3-8	0-0	0-0	2-6-8	3	6	1	1	1	0	17
23 Tillman, Xavier	1-1	0-0	3-4	1-1-2	0	5	0	0	0	1	13
34 Schilling, Gavin	1-1	0-0	0-1	0-2-2	1	2	0	0	0	0	7
TEAM				0-0-0							
Totals	32-66	8-18	5-10	11-27-38	16	77	12	8	4	3	200

TOTAL FG% 1st: 12-37 32.4% 2nd: 20-29 69.0% Game: 48.5%
 3-Pt. FG% 1st: 3-7 42.9% 2nd: 5-11 45.5% Game: 44.4%
 F Throw% 1st: 1-3 33.3% 2nd: 4-7 57.1% Game: 50.0%

UConn	FG	3FG	FT	O-D-R	PF	PTS	A	T	B	S	MIN
03 Gilbert, Alterique g	4-12	0-5	2-2	0-5-5	0	10	3	0	0	2	28
04 Adams, Jalen g	8-17	3-5	3-4	1-1-2	1	22	2	1	0	0	38
12 Polley, Tyler f	0-1	0-0	0-0	0-0-0	2	0	0	0	0	0	8
22 Larrier, Terry g	6-17	4-8	2-2	2-5-7	0	18	0	1	3	0	36
34 Onuorah, David f	0-0	0-0	0-0	1-2-3	4	0	0	3	1	0	22
00 Anderson, Antwoine	2-6	0-2	1-1	1-2-3	2	5	1	3	0	0	29
01 Vital, Christian	0-4	0-2	0-0	1-4-5	0	0	0	2	0	1	16
05 Whaley, Isaiah	0-0	0-0	0-0	0-0-0	0	0	0	0	0	0	2
11 Williams, Kwintin	0-0	0-0	0-0	0-0-0	1	0	0	0	0	0	2
21 Diarra, Mamadou	0-0	0-0	0-0	0-0-0	1	0	0	1	0	0	2
25 Carlton, Josh	0-0	0-0	2-2	1-2-3	3	2	0	2	1	1	17
TEAM				2-2-4							
Totals	20-57	7-22	10-11	9-23-32	14	57	6	13	5	4	200

TOTAL FG% 1st: 8-27 29.6% 2nd: 12-30 40.0% Game: 35.1%
 3-Pt. FG% 1st: 3-12 25.0% 2nd: 4-10 40.0% Game: 31.8%
 F Throw% 1st: 8-9 88.9% 2nd: 2-2 100.0% Game: 90.9%

Officials: Mike Eades, Joe Lindsay, Jeff Clark
Attendance: 8,853 **Halftime Score:** MSU, 28-27
Record: MSU 4-1, UConn 4-1

// Key Moment //

Cassius Winston scored 23 of his career-high 28 points in the second half and the fourth-ranked Spartans used a big second half to pull away from UConn for a 77-57 win. During a key stretch in the second half, Winston scored 12 of Michigan State's 16 points as the Spartans took a 71-53 lead with 2:56 left in the game.

// Notes //

- Winston established career bests in field goals made (12) and attempted (15) and 3-point field goals made (4) and attempted (5).
- Jaren Jackson Jr. recorded his second-straight double-double and third of the season with 12 points and 10 rebounds.
- After missing the DePaul game with a sprained ankle he suffered in the Stony Brook game, Miles Bridges returned to action with six points and eight rebounds in 17 minutes.
- After shooting 32.4 percent from the field in the first half, the Spartans shot 69.0 percent (20-29) in the second half, marking a season-high field-goal percentage for a half.
- Michigan State committed a season-low eight turnovers, and outscored UConn 12-4 in points off turnovers.
- Michigan State dominated in the paint, outscoring the Huskies 40-14.

GAME 6

#4 Michigan State 63
 #9 North Carolina 45
 Nov. 26, 2017 • Portland, Ore. • Moda Center

Michigan State	FG	3FG	FT	O-D-R	PF	PTS	A	T	B	S	MIN
01 Langford, Joshua g	8-11	5-7	2-2	0-4-4	4	23	0	3	0	0	23
02 Jackson Jr., Jaren f	1-6	1-3	0-0	2-3-3	3	3	2	3	2	1	17
05 Winston, Cassius g	3-8	1-3	0-1	1-4-5	3	7	7	4	0	2	25
22 Bridges, Miles f	4-9	2-5	1-2	1-4-5	3	11	2	1	2	2	26
44 Ward, Nick f	3-8	0-0	1-2	4-4-8	2	7	1	4	4	1	20
11 Nairn Jr., Lourawls	1-3	0-1	1-2	0-2-2	1	3	3	1	0	0	27
13 Carter, Ben	0-0	0-0	0-0	1-3-4	1	0	1	1	0	1	14
20 McQuaid, Matt	1-6	1-6	4-4	1-1-2	3	7	0	2	0	0	22
23 Tillman, Xavier	0-1	0-0	0-0	0-4-4	2	0	0	1	0	0	10
34 Schilling, Gavin	1-2	0-0	0-0	0-5-5	0	2	0	1	0	0	10
41 George, Connor	0-1	0-1	0-0	0-0-0	1	0	0	1	0	0	6
TEAM				4-4-8							
Totals	22-55	10-26	9-13	14-38-52	23	63	16	24	7	7	200

TOTAL FG% 1st: 14-35 40.0% 2nd: 8-20 40.0% Game: 40.0%
 3-Pt. FG% 1st: 6-16 37.5% 2nd: 4-10 40.0% Game: 38.5%
 F Throw% 1st: 3-4 75.0% 2nd: 6-9 66.7% Game: 69.2%

North Carolina	FG	3FG	FT	O-D-R	PF	PTS	A	T	B	S	MIN
01 Pinson, Theo g	6-13	0-5	4-4	2-4-6	1	16	0	4	1	1	33
02 Berry II, Joel g	2-11	1-6	2-4	0-2-2	1	7	3	3	0	2	33
15 Brooks, G. f	1-6	0-0	1-1	3-3-6	0	2	0	1	1	1	20
24 Williams, Kenny g	1-7	0-1	6-8	0-2-2	3	8	2	2	0	1	26
32 Maye, Luke f	3-13	0-3	2-7	2-4-6	2	8	1	1	2	1	32
00 Woods, Seventh	0-1	0-0	0-0	0-0-0	0	0	1	1	0	1	8
03 Platek, Andrew	2-3	0-1	0-0	1-1-2	1	4	0	1	0	0	11
04 Robinson, Brandon	0-1	0-1	0-0	0-0-0	0	0	0	0	0	1	10
05 Felton, Jalek	0-1	0-1	0-0	0-0-0	1	0	2	0	0	0	9
11 Rush, Shea	0-0	0-0	0-0	0-0-0	0	0	0	0	0	0	1
21 Manley, Sterling	0-2	0-0	0-0	0-1-1	3	0	0	0	0	0	10
22 Miller, Walker	0-0	0-0	0-0	0-1-1	1	0	0	1	0	0	1
25 Rohlmann, Aaron	0-0	0-0	0-0	1-1-2	0	0	0	0	0	0	2
42 Huffman, Brandon	0-3	0-0	0-0	2-2-2	1	0	0	0	0	0	4
TEAM				4-2-6							
Totals	15-61	1-18	14-24	15-21-36	14	45	9	16	4	8	200

TOTAL FG% 1st: 7-30 23.3% 2nd: 8-31 25.8% Game: 24.6%
 3-Pt. FG% 1st: 1-8 12.5% 2nd: 0-10 0.0% Game: 5.6%
 F Throw% 1st: 8-13 61.5% 2nd: 6-11 54.5% Game: 58.3%

Officials: Michael Stephens, Keith Kimble, Chris Rastatter
Attendance: 15,365 **Halftime Score:** MSU, 37-23
Record: MSU 5-1, North Carolina 5-1

// Key Moment //

Joshua Langford made five 3-pointers and a career-high scored 23 points and the Spartans built a 14-point lead at the half and limited North Carolina to 24.6 percent shooting, its lowest in school history.

// Notes //

- Cassius Winston was named MVP of the PK80 Invitational Victory bracket. Over three games he averaged 15.0 points, 6.7 assists and 5.0 rebounds.
- Michigan State's three opponents in the PK80 shot 36-of-113 (31.9 percent) on 2-pointers and 12-of-56 (21.4 percent) on 3-pointers.
- MSU captured its third preseason tournament title in the last five years. The Spartans previously won the 2013 Coaches Vs. Cancer Classic in Brooklyn and the 2015 Wooden Legacy.
- MSU's 18-point margin of victory was its largest over a ranked opponent since Jan. 11, 2017 (65-47 vs. No. 24 Minnesota), and its largest over a Top 10 team since Feb. 12, 2013 (75-52 vs. #4 Michigan).



2017-18 BOX SCORES

GAME 7

#3 Michigan State 81
#5 Notre Dame 63
Nov. 30, 2017 • East Lansing, Mich. • Breslin Center

Michigan State	FG	3FG	FT	O-D-R	PF	PTS	A	TO	B	S	MIN
01 Langford, Joshua g	7-13	1-2	2-2	0-0-0	1	17	0	2	0	1	29
02 Jackson Jr., J. f	2-5	1-3	0-0	0-3-3	4	5	0	1	3	0	14
05 Winston, C. g	6-10	5-6	0-0	0-5-5	3	17	7	2	0	0	26
22 Bridges, Miles f	6-15	1-7	1-2	3-3-6	1	14	4	3	1	0	32
44 Ward, Nick f	4-6	0-0	4-4	3-2-5	2	12	0	0	0	1	18
11 Nairn Jr., Lourawls	0-0	0-0	0-0	0-2-2	1	0	5	1	0	0	14
13 Carter, Ben	1-1	0-0	0-2	1-3-4	1	2	1	1	1	0	19
20 McQuaid, Matt	3-5	1-3	2-2	2-1-3	0	9	4	1	0	1	22
23 Tillman, Xavier	1-3	0-0	1-2	2-3-5	1	3	0	0	1	0	8
25 Goins, Kenny	0-1	0-0	0-0	1-1-2	0	0	0	0	0	0	4
34 Schilling, Gavin	1-1	0-0	0-0	1-3-4	0	2	0	2	0	1	14
TEAM			2-1-3								
Totals	31-60	9-21	10-14	15-27	42	81	21	13	6	4	200

TOTAL FG%	1st: 18-35 51.4%	2nd: 13-25 52.0%	Game: 51.7%
3-Pt. FG%	1st: 4-13 30.8%	2nd: 5-8 62.5%	Game: 42.9%
F Throw%	1st: 6-6 100.0%	2nd: 4-8 50.0%	Game: 71.4%

Notre Dame	FG	3FG	FT	O-D-R	PF	PTS	A	TO	B	S	MIN
00 Pflueger, Rex g	6-7	3-4	0-0	0-0-0	2	15	3	2	0	2	31
05 Farrell, Matt g	4-8	2-5	0-0	0-1-1	1	10	7	3	0	0	38
10 Gibbs, T.J. g	4-11	2-4	1-4	0-2-2	3	11	3	1	0	1	36
23 Geben, Martinus f	3-4	0-0	2-2	0-5-5	2	8	2	0	2	0	24
35 Colson, Bonzie f	6-19	1-4	4-4	1-5-6	1	17	1	1	4	5	36
01 Torres, Austin	1-1	0-0	0-0	1-0-1	4	2	0	1	0	0	9
03 Harvey, DJ	0-3	0-1	0-0	1-2-3	1	0	0	1	0	0	16
12 Burns, Elijah	0-1	0-0	0-0	0-0-0	1	0	0	0	0	0	6
13 Djogo, Nikola	0-0	0-0	0-0	0-0-0	0	0	0	0	0	0	1
21 Gregory, Matt	0-0	0-0	0-0	0-0-0	0	0	0	0	0	0	1
33 Mooney, John	0-0	0-0	0-0	0-0-0	0	0	0	1	0	0	2
TEAM			2-1-3								
Totals	24-54	8-18	7-10	5-16	21	53	16	10	6	8	200

TOTAL FG%	1st: 11-29 37.9%	2nd: 13-25 52.0%	Game: 44.4%
3-Pt. FG%	1st: 3-11 27.3%	2nd: 5-7 71.4%	Game: 44.4%
F Throw%	1st: 1-2 50.0%	2nd: 6-8 75.0%	Game: 70.0%

Officials: Terry Oglesby, Gene Steratore, Bo Boroski
Attendance: 14,797 **Halftime Score:** MSU, 46-26
Record: MSU 6-1, Notre Dame 6-1

// Key Moment //

Notre Dame had trimmed Michigan State's 20-point half-time lead to nine points three times in the second half, the last at 60-51, but the Spartans outscored the Fighting Irish, 19-8, over a seven-minute period and pushed the lead back to 20 points, 79-59, on a layup from Bridges with 2:49 left.

// Notes //

- The game marked the first meeting between the Spartans and Fighting Irish in East Lansing since Feb. 4, 1974.
- For the second time in the last three meetings, both Michigan State (No. 3) and Notre Dame (No. 5) were ranked in the Top 5. On March 18, 1979, No. 3 Michigan State defeated No. 4 Notre Dame, 80-68, in the Elite Eight of the NCAA Tournament.
- With 18-point victories over both No. 9 North Carolina and No. 5 Notre Dame, Tom Izzo defeated back-to-back Top-10 opponents in the regular season for the first time in his 23-year career.
- MSU's 18-point victory over No. 5 Notre Dame was its largest over a Top 5 team since Feb. 12, 2013 (75-52 vs. No. 4 Michigan).
- The victory was the first for the Spartans over a Top 5 opponent since Nov. 17, 2015 vs. No. 4 Kansas (79-73).



Cassius Winston (17 points, seven assists) and Joshua Langford (17 points) led MSU to a top-five win over Notre Dame.



#3 Michigan State 86
Nebraska 57
Dec. 3, 2017 • East Lansing, Mich. • Breslin Center

Michigan State	FG	3FG	FT	O-D-R	PF	PTS	A	T	B	S	MIN
01 Langford, J. g	2-5	0-0	4-6	0-5-5	3	8	0	2	0	0	25
02 Jackson Jr., J. f	3-9	1-4	8-8	3-7-10	2	15	1	1	3	0	24
05 Winston, C. g	6-10	2-5	2-2	0-6-6	0	16	7	2	0	0	28
22 Bridges, Miles f	4-12	1-4	3-3	2-4-6	1	12	0	1	1	1	29
44 Ward, Nick f	6-7	0-0	10-13	4-3-7	4	22	1	0	3	0	16
11 Nairn Jr., Lourawls	2-2	1-1	0-0	0-2-2	1	5	5	0	1	0	22
13 Carter, Ben	1-1	0-0	0-0	0-1-1	0	2	0	0	0	0	9
20 McQuaid, Matt	0-4	0-4	0-0	0-0-0	1	0	1	0	0	0	14
23 Tillman, Xavier	2-4	0-0	0-0	1-3-4	1	4	0	0	1	1	10
25 Goins, Kenny	0-0	0-0	0-0	0-1-1	0	0	1	0	1	0	8
34 Schilling, Gavin	0-1	0-0	0-4	0-0-1	1	0	0	0	1	0	12
41 George, Conner	1-2	0-0	0-0	0-2-2	0	2	0	0	0	0	3
TEAM				2-1-3							
Totals	27-50	5-19	27-36	12-36-48	16	86	16	6	11	1	200

TOTAL FG%	1st: 13-28 46.4%	2nd: 14-29 48.3%	Game: 47.4%
3-Pt. FG%	1st: 1-7 14.3%	2nd: 4-12 33.3%	Game: 26.3%
F Throw%	1st: 11-19 57.9%	2nd: 16-17 94.1%	Game: 75.0%

Nebraska	FG	3FG	FT	O-D-R	PF	PTS	A	T	B	S	MIN
05 Watson Jr., Glynn g	2-11	2-3	0-0	1-2-3	1	6	2	2	0	0	29
11 Evan Taylor g	3-5	1-2	1-2	1-4-5	4	8	2	2	0	0	20
14 Copeland, Isaac f	1-9	0-3	2-2	1-3-4	2	4	1	0	0	0	23
24 Palmer Jr., James g	4-12	1-4	6-9	2-0-2	2	15	3	0	1	0	26
32 Tshimanga, Jordy f	1-6	0-0	2-2	1-0-1	5	4	0	0	0	0	10
00 Okeke, Duby	0-2	0-0	0-0	1-2-3	4	0	0	1	0	0	10
10 McVeigh, Jack	2-4	2-3	0-0	0-1-1	0	6	0	0	0	0	5
12 Allen, Thomas	0-1	0-0	0-0	0-0-0	0	0	0	0	0	0	11
15 Roby, Isaiah	2-3	2-2	1-2	0-6-6	3	7	0	0	0	0	23
20 Borchardt, Tanner	0-1	0-0	0-1	1-2-3	1	0	1	0	0	0	11
25 Akenten, Nana	0-1	0-1	0-0	0-0-0	0	0	0	0	0	0	6
34 Thorbjarnarson, Thor	0-1	0-0	0-0	1-1-1	1	0	0	0	0	0	3
TEAM				0-0-0							
Totals	17-62	10-22	13-20	10-24-34	25	57	10	5	1	0	200

TOTAL FG%	1st: 6-24 25.0%	2nd: 11-38 28.9%	Game: 27.4%
3-Pt. FG%	1st: 3-8 37.5%	2nd: 7-14 50.0%	Game: 45.5%
F Throw%	1st: 11-14 78.6%	2nd: 2-6 33.3%	Game: 65.0%

Officials: Terry Wymer, Mikes Eades, Rob Riley
Attendance: 14,797 **Halftime Score:** MSU, 38-26
Record: MSU 7-1, 1-0; Nebraska 6-3, 0-1

// Key Moment //

The Spartans had seen an 18-point lead shrink to 12 points (38-26) at halftime, but pushed the lead back to near 20 points early in the second half. A 7-2 burst to open the frame, capped by a jumper from Winston pushed the lead to 45-28 and Nebraska would get no closer than 13 points.

// Notes //

- Michigan State improved to 32-36 in Big Ten openers, including 18-10 at home. Tom Izzo improved to 14-9 in Big Ten openers, including 8-1 at home.
- The Spartans improved to 48-20 in Big Ten home openers, including 20-3 under Izzo.
- Michigan State committed a season-low six turnovers.
- Sophomore forward Nick Ward tied his season high with 22 points ... It was his eighth career game with at least 20 points and the 31st time in his career with double figures.
- Freshman forward Jaren Jackson Jr. had 15 points and 10 rebounds for his fourth double-double this season.
- Michigan State has won three-straight games against Nebraska and seven of the 10 meetings since Nebraska joined the Big Ten Conference.
- The 29-point win was the largest MSU win over Nebraska in head-to-head series action.



#3 Michigan State 62
Rutgers 52
Dec. 5, 2017 • Piscataway, N.J. • The RAC

Michigan State	FG	3FG	FT	O-D-R	PF	PTS	A	T	B	S	MIN
01 Langford, J/g	6-20	0-4	3-3	0-3-3	1	15	3	1	0	0	29
02 Jackson Jr., J. f	4-5	0-1	3-5	1-2-3	4	11	1	1	1	8	26
05 Winston, C. g	2-4	2-2	0-1	1-2-3	1	6	3	2	0	1	16
22 Bridges, Miles f	7-17	5-11	2-2	2-3-5	2	21	1	2	0	0	29
44 Ward, Nick f	1-5	0-0	1-2	1-4-5	0	3	0	0	0	1	11
11 Nairn Jr., Lourawls	0-1	0-0	0-0	0-1-1	0	0	6	2	0	0	29
13 Carter, Ben	0-1	0-0	0-0	0-1-1	2	0	0	2	0	0	5
20 McQuaid, Matt	2-4	1-3	0-0	2-4-6	0	5	1	1	0	0	19
23 Tillman, Xavier	0-0	0-0	0-1	1-0-1	1	0	0	0	1	0	6
25 Goins, Kenny	0-0	0-0	0-0	2-2-4	3	0	0	0	2	0	19
34 Schilling, Gavin	0-0	0-0	1-2	2-6-8	3	1	0	3	2	0	11
TEAM				2-3-5							
TOTALS	22-57	8-21	10-16	14-31-45	17	62	15	13	4	20	0

TOTAL FG%	1st: 10-25 40.0%	2nd: 12-32 37.5%	Game: 38.6%
3-Pt. FG%	1st: 4-10 40.0%	2nd: 4-11 36.4%	Game: 38.1%
F Throw%	1st: 2-5 40.0%	2nd: 8-11 72.7%	Game: 62.5%

Rutgers	FG	3FG	FT	O-D-R	PF	PTS	A	T	B	S	MIN
00 Baker, Geo g	5-13	1-4	0-0	1-3-4	2	11	2	2	0	1	36
03 Sanders, Corey g	2-15	2-5	0-0	0-5-5	0	6	2	1	1	0	34
21 Doucoure, Mamadou f	1-4	0-0	0-0	2-2-4	5	2	0	1	0	1	15
33 Freeman, Deshaun f	3-10	0-1	7-8	7-2-9	3	13	0	2	1	1	24
35 Thiam, Issa g	0-2	0-2	0-0	1-12	1	0	1	1	0	0	18
01 Sa, Candido	0-1	0-0	0-0	1-0-1	1	0	0	0	0	1	5
02 Doorson, Shaquille	0-1	0-0	1-2	0-1-1	2	1	0	1	1	0	14
05 Williams, Mike	2-7	1-3	3-4	2-5-7	3	8	0	0	0	0	25
11 Omoruyi, Eugene	4-12	0-0	3-4	3-1-4	3	11	1	2	1	0	22
44 Mensah, Souf	0-1	0-0	0-0	0-2-2	1	0	1	0	0	0	7
TEAM				3-3-3							
Totals	17-66	4-15	14-18	20-25-45	21	52	7	10	5	3	200

TOTAL FG%	1st: 10-34 29.4%	2nd: 7-32 21.9%	Game: 25.8%
3-Pt. FG%	1st: 2-6 33.3%	2nd: 2-9 22.2%	Game: 26.7%
F Throw%	1st: 4-6 66.7%	2nd: 10-12 83.3%	Game: 77.8%

Officials: D.J. Carstensen, Ted Valentine, Courtney Green
Attendance: 6, 020 **Halftime Score:** Tied, 26-26
Record: MSU 8-1, 2-0; Rutgers 6-3, 0-2

// Key Moment //

Michigan State used an 8-3 run and took a 53-45 lead with just over three minutes left on a free throw from Jaren Jackson Jr. to hold on for the road win.

// Notes //

- Miles Bridges scored a game-high 21 points to lead three players in double figures, with sophomore guard Joshua Langford adding 15 points and freshman forward Jaren Jackson Jr. contributing 10 points.
- Jackson Jr. scored all 11 of his points in the second half and had eight of the Spartans' season-high 13 blocks
- Jackson's eight blocks tied the MSU single-game record and established a freshman record for rejections in a game.
- Senior guard Lourawls "Tum Tum" Nairn Jr. handed out a team-high six assists off the bench.



2017-18 BOX SCORES

GAME
10

#3 Michigan State 88
Southern Utah 63
Dec. 9, 2017 • East Lansing, Mich. • Breslin Center

Michigan State	FG	3FG	FT	O-D-R	PF	PTS	A	T	B	S	MIN
01 Langford, J. g	3-7	1-2	0-0	0-2-2	0	7	3	1	0	0	26
02 Jackson Jr., J. f	3-7	0-2	11-12	4-9-13	2	17	1	1	5	1	26
05 Winston, C. g	5-8	5-6	0-0	0-3-3	1	15	5	1	0	1	27
22 Bridges, Miles f	7-16	1-3	2-2	3-8-11	0	17	6	2	2	1	31
44 Ward, Nick f	6-10	1-1	4-9	2-4-6	2	17	0	3	3	0	21
11 Nairn Jr., Lourawls	0-1	0-0	0-0	0-0-0	1	0	3	0	0	0	19
13 Carter, Ben	0-0	0-0	0-0	1-1-2	0	0	0	1	0	0	4
20 McQuaid, Matt	1-6	1-5	2-2	1-0-1	1	5	4	1	0	1	16
23 Tillman, Xavier	1-1	0-0	1-2	0-2-2	1	3	0	1	0	0	5
25 Goins, Kenny	0-1	0-0	1-2	2-2-4	1	1	1	0	2	1	12
34 Schilling, Gavin	2-2	0-0	2-2	1-3-4	3	6	1	0	0	0	11
41 George, Connor	0-0	0-0	0-0	0-0-0	0	0	0	0	0	1	2
TEAM				0-1-1							

Totals 28-59 9-19 23-31 14-35-49 12 88 24 11 12 6 200

TOTAL FG% 1st: 14-28 50.0% 2nd: 14-31 45.2% Game: 47.5%
3-Pt. FG% 1st: 7-10 70.0% 2nd: 2-9 22.2% Game: 47.4%
F Throw% 1st: 7-9 77.8% 2nd: 16-22 72.7% Game: 74.2%

Southern Utah	FG	3FG	FT	O-D-R	PF	PTS	A	T	B	S	MIN
04 Marin, Dre g	3-11	1-6	5-8	1-4-5	1	12	4	2	0	1	36
10 Calloway, Jacob f	4-10	4-7	0-0	3-2-5	4	12	1	2	0	2	23
12 Cohee, Jadon g	4-11	2-3	2-2	0-4-4	4	12	5	2	0	1	35
14 McGee, James g	1-3	1-2	0-0	0-1-1	4	3	3	0	0	0	24
34 Musoko, Christian f	1-4	0-0	2-2	1-4-5	5	4	0	0	0	1	22
02 Better, Brandon	4-14	1-6	0-1	0-0-0	0	9	0	2	0	0	25
05 Lyons, Jordan	0-0	0-0	0-0	0-0-0	0	0	0	0	0	0	2
15 Aytes, Jamal	0-6	0-0	1-2	1-1-2	4	1	0	0	0	1	11
22 Madunic, Ivan	4-5	2-2	0-1	4-4-8	2	10	0	1	0	2	20
33 Johnson, Matthew	0-0	0-0	0-0	0-0-0	0	0	0	0	0	0	1
44 Swallow, Joel	0-1	0-0	0-0	0-0-0	0	0	0	0	0	0	1
TEAM				1-3-4							

Totals 21-65 11-26 10-16 11-23-34 24 63 13 9 0 8 200

TOTAL FG% 1st: 11-31 35.5% 2nd: 10-34 29.4% Game: 32.3%
3-Pt. FG% 1st: 6-14 42.9% 2nd: 5-12 41.7% Game: 42.3%
F Throw% 1st: 2-2 100.0% 2nd: 8-14 57.1% Game: 62.5%

Officials: Bart Wegenke, Chris Beaver, Andy O'Brien
Attendance: 14,797
Record: MSU 9-1; Southern Utah 6-3

// Key Moment //

Michigan State put four players in double figures and used a 16-5 run over 4:56 to take a commanding 74-58 lead after Nick Ward hit a pair of free throws with 5:48 to play.

// Notes //

- Sophomore guard/forward Miles Bridges scored 17 points, had 11 rebounds and tied his career high with six assists, his second double-double of the season and the ninth of his career.
- * It was his eighth game in double figures in scoring and the 32nd of his career and it was the second game this season with at least 10 rebounds and the 10th of his career.
- * Freshman forward Jaren Jackson Jr. scored 17 points and tied his career high with 13 rebounds for his fifth double-double of the season.
- * Jackson Jr. set a new career high with 11 free throws, connecting on 11-of-12 attempts.
- * Jackson Jr. swatted five of MSU's 12 blocks on the night, his sixth game with at least three rejections.
- * It was the second time that Michigan State has had two players register double-doubles in the same game (North Florida, Bridges & Jackson).



Jaren Jackson Jr. had a double-double with 17 points and 13 rebounds while blocking five shots against Southern Utah.



Miles Bridges had a double-double (17-11) and led the team with six assists against Southern Utah.

2017-18 BOX SCORES



Nick Ward had a double-double with 15 points and 15 rebounds to lead five players in double figures against Oakland.



Kenny Goins only scored four points but grabbed eight rebounds and had seven assists against Oakland.

GAME 11 #2 Michigan State 86
Oakland 73
Dec. 16, 2017 • Detroit, Mich. • Little Caesars Arena

Michigan State	FG	3FG	FT	O-D-R	PF	PTS	A	T	B	S	MIN
01 Langford, Joshua g	7-13	2-6	1-1	1-1-2	2	17	3	1	0	0	25
02 Jackson Jr., J. f	4-6	1-1	1-2	4-3-7	4	10	1	3	4	0	27
05 Winston, C. g	6-11	3-7	4-4	0-6-6	0	19	3	6	0	3	34
22 Bridges, Miles f	3-10	1-5	4-4	0-3-3	4	11	1	2	0	1	29
44 Ward, Nick f	6-10	0-0	3-7	6-9-15	1	15	1	1	1	0	23
11 Nairn Jr., Lourawls	1-2	0-1	0-0	0-1-1	1	2	1	2	0	0	21
13 Carter, Ben	0-0	0-0	0-0	0-0-0	0	0	0	0	0	0	1
20 McQuaid, Matt	2-4	2-3	0-0	0-0-0	3	6	1	1	0	0	14
23 Tillman, Xavier	0-1	0-0	0-1	1-0-1	0	0	0	0	0	0	2
25 Goins, Kenny	2-3	0-0	0-2	2-6-8	1	4	7	1	0	2	20
34 Schilling, Gavin	0-0	0-0	2-2	0-0-0	0	2	0	0	1	0	4
41 George, Connor	0-0	0-0	0-0	0-0-0	0	0	0	0	0	1	0+
TEAM	0-2-2										
Totals	31-60	9-23	15-23	14-31-45	16	86	18	17	6	7	200

TOTAL FG%	1st: 14-29 48.3%	2nd: 17-31 54.8%	Game: 51.7%
3-Pt. FG%	1st: 2-7 28.6%	2nd: 7-16 43.8%	Game: 39.1%
F Throw%	1st: 8-11 72.7%	2nd: 7-12 58.3%	Game: 65.2%

Oakland	FG	3FG	FT	O-D-R	PF	PTS	A	T	B	S	MIN
02 Daniels, Nick g	1-6	1-5	4-5	0-1-1	3	7	6	0	0	2	37
04 Hayes, Jalen f	5-14	1-1	3-4	0-2-2	4	14	0	1	1	2	27
10 Brock, Isaiah f	2-3	0-0	0-0	2-1-3	4	4	1	1	2	1	19
11 Neely, Brailen g	0-1	0-0	0-0	0-1-1	1	0	0	1	0	1	10
35 Walker, Martez g	4-12	3-8	2-2	0-6-6	3	13	1	4	0	2	36
00 Gilbert, Chris	0-0	0-0	0-0	0-0-0	0	0	0	0	0	0	0+
01 Nunn, Kendrick	9-19	5-12	9-10	0-1-1	4	32	7	4	0	1	38
12 Scott, Stan	0-0	0-0	0-0	0-0-0	0	0	0	0	0	0	1
15 Palombizio, Chris	0-2	0-1	0-0	1-1-2	1	0	0	1	0	2	13
32 Cotter, Tom	1-4	0-0	1-2	3-5-8	2	3	0	1	0	0	17
44 Palmer, Julius	0-1	0-0	0-0	0-0-0	0	0	0	0	0	0	2
TEAM	5-1-6										
Totals	22-62	10-27	19-23	11-19-30	22	73	15	14	3	11	200

TOTAL FG%	1st: 10-32 31.3%	2nd: 12-30 40.0%	Game: 35.5%
3-Pt. FG%	1st: 3-12 25.0%	2nd: 7-15 46.7%	Game: 37.0%
F Throw%	1st: 10-13 76.9%	2nd: 9-10 90.0%	Game: 82.6%

Officials: DJ Carstensen, Courtney Green, S. Ciroto
Attendance: 20,695 **Halftime Score:** MSU, 38-33
Record: MSU 10-1; Oakland 6-5

// Key Moment //

Sophomore guard Cassius Winston scored all of his 19 points in the second half and No. 2/2 Michigan State used a 12-2 run late in the game to pull away from Oakland for an 86-73 win at Little Caesars Arena.

// Notes //

- Winston took only two shots in the first half, but hit 6-of-9 in the second frame, including three 3-pointers, to finish with a team-high 19 points, six rebounds, three assists and three steals.
- All five Michigan State starters scored in double figures.
- Four other players scored in double figures - sophomore forward Nick Ward scored 15 points and grabbed 15 rebounds, one shy of a career high; sophomore guard Joshua Langford had 17 points and three assists; sophomore guard/forward Miles Bridges added 11 points and three rebounds and freshman forward Jaren Jackson Jr. finished with 10 points, seven rebounds and four blocked shots.
- Redshirt junior forward Kenny Goins added four points, eight rebounds and seven assists off the bench.



2017-18 BOX SCORES

GAME
12

#2 Michigan State 107
Houston Baptist 62
Dec. 18, 2017 • East Lansing, Mich. • Breslin Center

Michigan State	FG	3FG	FT	O-D-R	PF	PTS	A	T	B	S	MIN
01 Langford, Joshua g	5-12	2-5	2-3	0-1-1	2	14	3	0	0	1	26
02 Jackson Jr., J. f	0-2	0-0	4-5	2-6-8	5	4	0	5	6	0	18
05 Winston, C. g	3-5	2-4	2-2	0-3-3	0	10	12	4	0	1	26
22 Bridges, Miles f	11-14	4-7	7-7	1-5-6	1	33	5	1	1	0	29
44 Ward, Nick f	9-9	0-0	2-3	3-3-6	2	20	0	0	4	0	19
11 Nairn Jr., Lourawls	0-0	0-0	0-0	0-2-2	2	0	5	1	0	1	23
13 Carter, Ben	0-1	0-0	1-2	0-0-0	2	1	2	0	1	0	7
20 McQuaid, Matt	3-5	2-4	0-0	1-4-5	3	8	1	0	1	0	17
23 Tillman, Xavier	2-4	0-0	4-4	2-1-3	0	8	1	1	1	0	7
25 Goins, Kenny	1-1	0-0	0-0	0-1-1	1	2	0	0	2	0	9
34 Schilling, Gavin	2-2	0-0	3-7	1-6-7	4	7	1	2	0	1	16
41 George, Connor	0-1	0-0	0-0	0-0-0	0	0	0	0	0	0	3
TEAM			0-1-1								
Totals	36-56	10-20	25-33	10-33-43	22	107	30	14	16	4	200

TOTAL FG%	1st: 12-30 31.6%	2nd: 9-36 25.0%	Game: 28.4%
3-Pt. FG%	1st: 2-7 28.5%	2nd: 2-12 16.7%	Game: 21.1%
F Throw%	1st: 7-9 77.8%	2nd: 9-14 64.3%	Game: 69.6%

Houston Baptist	FG	3FG	FT	O-D-R	PF	PTS	A	T	B	S	MIN
00 DuBose, Ian g	3-12	0-3	4-6	3-3-6	3	10	3	1	1	3	33
05 Caraher, David g	2-10	0-4	2-2	4-3-7	3	6	0	3	0	0	27
15 Hardt, Edward f	1-5	0-0	2-2	1-1-2	5	4	0	3	0	0	13
21 Gates, Jr., Will f	1-6	0-1	0-0	0-0-0	4	2	0	0	0	1	18
30 Bonds, Braxton g	5-11	0-0	0-0	3-1-4	1	10	3	2	0	3	27
02 McKenzie, Philip	1-4	0-0	1-3	3-3-6	2	3	1	0	0	0	19
04 O'Suji, Stephen	0-2	0-0	2-2	1-0-1	0	2	0	0	0	0	3
10 Jordan, Tyquon	0-0	0-0	1-4	0-0-0	1	0	0	0	0	0	2
11 Emili, Chukuka	0-5	0-2	0-0	2-1-3	3	0	0	0	1	0	14
12 Myles, Tim	2-4	0-0	0-0	3-3-6	5	4	1	1	0	0	8
22 Gates, Jalón	5-10	3-6	4-4	0-0-0	1	17	0	1	0	0	18
23 Lynch-Daniels, O.	1-4	1-2	0-0	0-0-0	2	3	1	2	0	0	15
25 Saladin, Michael	0-1	0-1	0-0	0-0-0	0	0	0	0	0	0	3
TEAM			4-0-4								
Totals	21-74	4-19	16-23	24-15-39	29	62	9	14	2	7	200

TOTAL FG%	1st: 12-38 31.6%	2nd: 9-36 25.0%	Game: 28.4%
3-Pt. FG%	1st: 2-7 28.6%	2nd: 2-12 16.7%	Game: 21.1%
F Throw%	1st: 7-9 77.8%	2nd: 9-14 64.3%	Game: 69.6%

Officials: Bill Elk, Paul Szelc, Rob Kueneman

Attendance: 14,797 **Halftime Score:** MSU, 54-33

Record: MSU 11-1; Houston Baptist 4-8

// Key Moment //

Michigan State hit nearly 65 percent of its field goals and Miles Bridges tied his career-high with 33 points as the Spartans cruised to a 107-62 win.

// Notes //

- Michigan State blocked a school single-game record 16 shots, eclipsing the previous record of 13 set vs. San Jose State on Dec. 19, 2007.
- Jaren Jackson Jr. blocked a game-high six shots.
- Michigan State scored a season-high 107 points, good for the fourth-highest total of the Tom Izzo era, and the most since scoring 110 vs. Nebraska Omaha on Dec. 4, 2011.
- Cassius Winston dished out a career-best 12 assists, including 10 in the first half.
- MSU shot a season-best 64.3 percent from the field, including 70.0 percent in the first half, marking its best shooting half of the season.
- MSU shot a season-best 50.0 percent from 3-point range, matching its season high with 10 made 3-pointers (DePaul and UNC)



Gavin Schilling scored seven points and had seven rebounds off the bench in the 107-62 win over Houston Baptist.



Miles Bridges tied his career-high of 33 points, tied for the 10th-best individual performance by a Michigan State player at the Breslin Center.

GAME
13#2 Michigan State 102
Long Beach State 60
Dec. 21, 2017 • East Lansing, Mich. • Breslin Center

Michigan State	FG	3FG	FT	O-D-R	PF	PTS	A	T	B	S	MIN	
01 Langford, J. g	6-9	4-5	1-2	0-2-2	2	17	1	2	0	1	20	
02 Jackson Jr., J. f	3-7	3-6	4-4	2-4-6	1	13	3	0	4	3	26	
05 Winston, C. g	5-9	2-6	1-1	0-1-1	4	13	8	2	0	0	24	
22 Bridges, Miles f	7-14	1-6	2-2	3-6-9	0	17	1	0	0	1	31	
44 Ward, Nick f	7-8	0-0	2-2	2-4-6	0	16	0	2	3	0	19	
11 Naim Jr., Lourawls	2-2	0-0	0-0	0-0-0	0	4	6	3	0	1	21	
13 Carter, Ben	0-0	0-0	0-0	0-0-0	0	0	1	0	0	0	3	
20 McQuaid, Matt	3-7	3-5	0-0	2-0-2	2	9	3	0	0	0	20	
23 Tillman, Xavier	2-2	0-0	0-0	0-1-1	1	4	1	0	0	3	11	
25 Goins, Kenny	0-1	0-0	0-0	1-1-2	2	0	3	1	0	0	9	
34 Schilling, Gavin	3-3	0-0	1-2	2-4-6	2	7	1	1	3	0	12	
41 George, Connor	1-2	0-1	0-0	0-0-0	1	2	0	0	0	0	4	
TEAM				0-1-1								
Totals	39-64	13-29	11-13	12-24	36	15	102	28	12	10	9	200

TOTAL FG%	1st: 17-27 63.0%	2nd: 22-37 59.5%	Game: 60.9%
3-Pt. FG%	1st: 7-14 50.0%	2nd: 6-15 40.0%	Game: 44.8%
F Throw%	1st: 7-8 87.5%	2nd: 4-5 80.0%	Game: 84.6%

Long Beach State	FG	3FG	FT	O-D-R	PF	PTS	A	T	B	S	MIN
00 Levin, Gabe f	7-19	0-1	0-0	2-3-5	1	14	2	5	0	1	30
05 Riggins, Mason f	1-1	0-0	0-0	4-1-5	1	2	2	0	0	0	24
13 Ogalue, Barry g	1-4	0-0	2-2	0-0-0	0	4	1	2	0	1	18
22 Williams, L. f	3-6	0-0	0-0	1-3-4	4	6	1	2	0	0	17
23 Maxhuni, Edon g	3-9	1-6	0-0	0-1-1	1	7	1	1	0	0	22
03 Roberts, Jordan	0-0	0-0	4-6	1-1-2	0	4	2	1	0	0	12
04 Yussuf, Temidayo	3-7	0-0	1-2	0-0-0	5	7	1	3	0	0	12
11 Griffin, Jordan	2-3	2-3	0-0	0-1-1	0	6	1	0	0	0	16
12 Shropshire, Q.	0-0	0-0	0-0	0-0-0	1	0	0	0	0	0	3
14 Byers, KJ	2-6	0-1	1-1	1-1-2	1	5	1	1	1	1	22
15 Booker, Deishuan	2-4	1-3	0-0	0-2-2	2	5	3	1	0	1	24
TEAM				3-0-3							
Totals	24-59	4-14	8-11	12-13	25	60	15	17	1	4	200

TOTAL FG%	1st: 13-31 41.9%	2nd: 11-28 39.3%	Game: 40.7%
3-Pt. FG%	1st: 3-7 42.9%	2nd: 1-7 14.3%	Game: 28.6%
F Throw%	1st: 3-3 100.0%	2nd: 5-8 62.5%	Game: 72.7%

Officials: Terry Wymer, Kelly Pfeifer, John Gaffney
Attendance: 14,797 **Halftime Score:** MSU, 48-32
Record: MSU 12-1; Long Beach State 5-9, 0-0

// Key Moment //

Sophomores Miles Bridges and Joshua Langford scored 17 points apiece and led five players in double figures as MSU cruised to a 102-60 win.

// Notes //

- Michigan State scored at least 100 points for the second-straight game ... It was the first time MSU scored at least 100 points in consecutive games since doing so in the first three games of the 2004-05 season.
- All five starters scored in double figures, the third time MSU has done so (North Florida, Oakland) in 2017-18.
- MSU shot 60.9 percent from the floor ... It was the second-straight game the team hit at least 60 percent and the seventh time above 50 percent.
- The Spartans handed out 28 assists on 39 field goals (71.8 percent) ... It was the seventh game with at least 20 assists.
- MSU hit a season-high 13 3-point field goals ... It was the fourth time with at least 10.
- MSU also blocked 10 shots, the seventh time with at least 10 rejections.

GAME
14#2 Michigan State 111
Cleveland State 61
Dec. 29, 2017 • East Lansing, Mich. • Breslin Center

Michigan State	FG	3FG	FT	O-D-R	PF	PTS	A	T	B	S	MIN
01 Langford, J. g	9-12	4-5	1-1	1-0-1	0	23	3	2	0	0	25
02 Jackson Jr., J. f	4-7	1-2	3-3	0-6-6	4	12	3	2	4	0	20
05 Winston, C. g	4-5	3-4	0-0	0-2-2	4	11	5	1	0	0	17
22 Bridges, Miles f	7-16	4-9	0-0	3-5-8	2	18	9	1	0	0	30
44 Ward, Nick f	7-8	0-0	8-12	7-8-15	2	22	0	0	0	0	22
11 Naim Jr., Lourawls	1-3	0-0	0-0	0-2-2	3	2	4	0	0	0	22
20 McQuaid, Matt	4-7	3-6	0-0	0-2-2	0	11	3	1	0	0	25
23 Tillman, Xavier	1-1	0-0	0-0	2-2-4	0	2	1	0	0	0	8
25 Goins, Kenny	1-1	0-0	0-0	0-2-2	1	2	1	2	0	1	15
34 Schilling, Gavin	3-3	0-0	2-2	1-1-2	2	8	0	1	0	0	12
41 George, Connor	0-0	0-0	0-0	1-2-3	0	0	0	1	0	0	4
TEAM				0-1-1							
Totals	41-63	15-26	14-18	15-33	48	111	29	11	4	1	200

TOTAL FG%	1st: 23-31 74.2%	2nd: 18-32 56.3%	Game: 65.1%
3-Pt. FG%	1st: 9-13 69.2%	2nd: 6-13 46.2%	Game: 57.7%
F Throw%	1st: 8-9 88.9%	2nd: 6-9 66.7%	Game: 77.8%

Cleveland State	FG	3FG	FT	O-D-R	PF	PTS	A	T	B	S	MIN
02 Wright, A. f	3-10	2-8	6-6	2-1-3	2	14	3	2	0	1	30
04 Carpenter, K. g	1-7	1-4	0-0	2-2-4	4	3	1	0	1	1	27
05 Appleby, T. g	3-9	0-3	3-6	1-0-1	0	9	4	1	0	1	29
13 Kenic, Stefan f	1-7	0-3	0-0	0-1-1	2	2	1	2	0	1	25
20 Word, Bobby g	9-17	7-13	1-1	0-1-1	1	26	0	0	0	1	31
01 Thomas, K.	2-4	1-2	2-2	0-2-2	0	7	0	1	0	0	18
03 Highsmith, D.	0-2	0-2	0-0	0-0-0	4	0	0	1	0	0	17
12 Christian, Shawn	0-0	0-0	0-0	0-0-0	0	0	0	0	0	0	4
23 Hairston, Jamarcus	0-2	0-2	0-1	1-1-2	3	0	0	0	0	1	19
TEAM				1-1-2							
Totals	19-58	11-37	12-16	7-9	16	61	9	9	1	6	200

TOTAL FG%	1st: 8-26 30.8%	2nd: 11-32 34.4%	Game: 32.8%
3-Pt. FG%	1st: 5-17 29.4%	2nd: 6-20 30.0%	Game: 29.7%
F Throw%	1st: 4-7 57.1%	2nd: 8-9 88.9%	Game: 75.0%

Officials: Earl Walton, Larry Sciroto, Rob Riley
Attendance: 14,797 **Halftime Score:** MSU, 63-25
Record: MSU 13-1; Cleveland State 3-10

// Key Moment //

Michigan State scored 63 points in the first half and cruised to a 111-61 win over Cleveland State

// Notes //

- The 63 points at the half marked the first time MSU had scored at least 60 in a half since scoring 60 against Alcorn State on Dec. 13, 2008 in a 118-60 win. The 63 points are the most in a half during the Tom Izzo Era.
- It was the third-straight game Michigan State scored at least 100 points and the first time the Spartans had scored 100 points in three-straight games since doing so to open the 2004-05 season.
- The 111 points matched MSU's total in a 111-68 win over Cleveland State in December 1994 and the most since scoring 114 against Michigan in 2014.
- Michigan State improved to 13-1 with its 12th-straight win, the longest win streak since opening the 2015-16 season with 13-straight wins.
- Six players scored in double figures for MSU, the first time the Spartans had six players in double figures since March 15, 2014 against Wisconsin.
- Michigan State shot 65.1 percent from the floor, a season-high, and the third-straight game the team had connected on at least 60 percent of its field goals.



2017-18 BOX SCORES

GAME 15 #2 Michigan State 108
Savannah State 52
Dec. 31, 2017 • East Lansing, Mich. • Breslin Center

Michigan State	FG	3FG	FT	O-D-R	PF	PTS	A	T	B	S	MIN
01 Langford, J. g	5-13	0-3	1-1	2-2-4	3	11	2	1	1	0	30
02 Jackson Jr., J. f	3-3	1-1	3-6	1-1-2	2	10	2	3	2	1	27
05 Winston, C. g	6-8	2-3	2-2	0-3-3	1	16	13	5	0	3	27
22 Bridges, Miles f	9-17	1-6	0-1	2-19-21	1	19	4	2	0	0	31
44 Ward, Nick f	9-9	0-0	3-8	3-7-10	1	21	1	2	2	0	19
11 Nairn Jr., Lourawls	2-2	0-0	0-0	0-2-2	1	4	5	1	0	0	19
20 McQuaid, Matt	5-8	4-7	0-0	1-1-2	3	14	4	2	0	0	17
23 Tillman, Xavier	1-1	0-0	0-0	0-3-3	1	2	1	1	1	0	5
25 Goins, Kenny	1-2	0-1	0-0	1-0-1	1	2	1	0	0	0	10
34 Schilling, Gavin	3-5	0-0	3-4	4-2-6	0	9	2	0	1	2	12
41 George, Connor	0-2	0-1	0-0	0-3-3	0	0	0	0	0	0	3
TEAM				4-1-5							
Totals	44-70	8-22	12-22	14-43-57	14	108	35	17	7	5	200

TOTAL FG% 1st: 21-33 63.6% 2nd: 23-37 62.2% Game: 62.9%
3-Pt. FG% 1st: 2-6 33.3% 2nd: 6-16 37.5% Game: 36.4%
F Throw% 1st: 7-12 58.3% 2nd: 5-10 50.0% Game: 54.5%

Savannah State	FG	3FG	FT	O-D-R	PF	PTS	A	T	B	S	MIN
01 Dasent, Austin g	0-9	0-6	0-0	0-1-1	2	0	2	2	0	2	17
03 Sellers, Zach g	3-6	2-4	0-0	0-4-4	4	8	3	1	1	1	21
05 Jenkins, Javaris f	0-9	0-6	0-0	2-1-3	2	0	0	2	0	1	23
10 Glenn, Maricous f	1-2	0-0	0-0	1-0-1	5	2	0	0	0	0	9
22 McClanahan, Dexter g	5-10	2-4	2-4	0-3-3	1	14	1	2	0	2	30
02 Orizu, Raluke	1-3	0-0	0-0	1-1-2	4	2	0	2	1	0	18
04 Grant, John	2-6	2-6	0-2	0-1-1	0	6	0	2	0	0	17
14 Fenner, Alante	2-9	1-5	2-3	1-3-4	2	7	3	2	0	1	24
15 Felder, Isaiah	0-4	0-3	0-0	0-0-0	0	0	0	1	0	1	8
30 Cabeza, Jahir	1-4	0-2	0-0	1-3-4	4	2	2	2	1	1	16
32 Dubose, Chris	1-5	1-4	0-0	0-0-0	0	3	0	0	0	0	8
55 Evans, Tylik	2-2	2-2	2-2	0-0-0	0	8	2	1	0	0	9
TEAM				0-0-0							
Totals	18-69	10-42	6-11	10-18-28	24	52	13	19	3	9	200

TOTAL FG% 1st: 13-37 35.1% 2nd: 5-32 15.6% Game: 26.1%
3-Pt. FG% 1st: 8-21 38.1% 2nd: 2-21 9.5% Game: 23.8%
F Throw% 1st: 4-7 57.1% 2nd: 2-4 50.0% Game: 54.5%

Officials: Steve McJunkins, Kelly Pfeifer, Brooks Wells
Attendance: 14,797 **Halftime Score:** MSU, 51-38
Record: MSU 14-1; Savannah State 3-12

// Key Moment //

Michigan State made a late run to break open a close game in the first half and then exploded for 57 points in the second half en route to a 108-52 win. It was the fourth-straight game the team scored at least 100 points, the first time MSU accomplished that feat in program history.

// Notes //

- The Spartans are the first men's Division 1 team with four straight 100-point games since VMI in 2006-07. (via ESPN Stats & Info)
- Miles Bridges grabbed a career-high 21 rebounds, the most by a Spartan since Greg Kelser grabbed 27 against Wisconsin on Jan. 3, 1976. He became just the second Spartan to record 20 rebounds in the Tom Izzo era, joining Goran Suton who grabbed 20 vs. Oakland on Nov. 24, 2007. Bridges' 21 rebounds established a new Breslin Center record.
- Nineteen of Miles Bridges' 21 rebounds came on the defensive backboard, establishing a new school record (Since 1986-87 season).
- All five Michigan State starters scored in double figures for the fifth time this season.

Jaren Jackson Jr. hit five 3-pointers as MSU connected on 16 shots from long distance in a big win over Maryland.



Freshman Xavier Tillman - who scored six points and grabbed five rebounds - was a force, diving for loose balls, in the win over Maryland.

GAME 16	#1 Michigan State 91
	Jan. 4, 2018 • East Lansing, Mich. • Breslin Center 61

Michigan State	FG	3FG	FT	O-D-R	PF	PTS	A	T	B	S	MIN
01 Langford, J. g	3-9	2-4	0-0	0-1-1	2	8	2	0	0	1	23
02 Jackson Jr., J. f	5-6	5-6	0-0	0-1-1	3	15	0	2	3	2	16
05 Winston, C. g	4-8	2-6	0-0	0-2-2	5	10	8	0	0	0	26
22 Bridges, Miles f	4-8	2-3	5-6	1-5-6	0	15	7	1	2	0	33
44 Ward, Nick f	6-8	0-0	4-6	1-4-5	4	16	1	2	2	0	22
11 Nairn Jr., Lourawls	2-3	1-1	0-0	0-0-0	1	5	6	1	0	0	19
13 Carter, Ben	0-0	0-0	0-0	0-0-0	0	0	0	0	0	0	3
20 McQuaid, Matt	2-4	2-4	0-0	2-5-7	1	6	5	1	0	0	24
23 Tillman, Xavier	2-3	0-0	2-3	1-4-5	1	6	0	0	0	0	12
25 Goins, Kenny	3-5	2-3	0-0	1-4-5	0	8	1	0	2	0	13
34 Schilling, Gavin	1-1	0-0	0-0	1-0-1	0	2	0	0	0	1	6
41 George, Connor	0-1	0-1	0-0	0-0-0	0	0	0	0	0	0	3
TEAM				1-0-1							

Totals 32-56 16-28 11-15 8-26-34 17 91 30 7 9 4 200

TOTAL FG% 1st: 16-28 57.1% 2nd: 16-28 57.1% Game: 57.1%
 3-Pt. FG% 1st: 10-16 62.5% 2nd: 6-12 50.0% Game: 57.1%
 F Throw% 1st: 2-5 40.0% 2nd: 9-10 90.0% Game: 73.3%

Marland	FG	3FG	2FT	O-D-R	PF	PTS	A	T	B	S	MIN
01 Cowan, Anthony g	8-17	3-6	7-7	1-2-3	2	26	4	2	0	1	38
04 Huertter, Kevin g	5-10	3-7	3-4	0-2-2	2	16	3	2	0	0	36
10 Morsell, Darryl g	1-5	0-0	0-0	3-2-5	0	2	2	2	0	1	34
15 Cekovsky, Michal f	1-2	0-0	0-0	0-1-1	5	2	0	0	0	0	11
23 Fernando, Bruno f	2-8	0-0	3-4	2-5-7	4	7	2	3	0	0	23
00 Obi, Sean	0-0	0-0	0-0	0-2-2	1	0	0	0	0	0	16
05 Wiley, Dion	1-4	1-2	0-0	0-1-1	1	3	1	1	0	0	18
11 Nickens, Jared	1-6	1-5	0-0	0-1-1	2	3	0	0	0	0	10
33 Tomaic, Joshua	1-1	0-0	0-0	2-2-4	0	2	0	2	0	0	14
TEAM				1-0-1							

Totals 20-53 8-20 13-15 9-1-27 17 61 12 12 0 2 200

TOTAL FG% 1st: 13-28 46.4% 2nd: 7-25 28.0% Game: 37.7%
 3-Pt. FG% 1st: 5-10 50.0% 2nd: 3-10 30.0% Game: 40.0%
 F Throw% 1st: 1-1 100.0% 2nd: 12-14 85.7% Game: 86.7%

Officials: Lamont Simpson, Gene Steratore, Paul Szele
Attendance: 14,797 **Halftime Score:** MSU, 44-32
Record: MSU 15-1, 3-0; Maryland 13-4, 2-2

// Key Moment //

The Spartans went on a 15-0 run late in the first half to take control and led 44-32 at halftime. MSU built 30-plus point cushions in the second half by diving for loose balls, playing tough defense and finishing with a season-high 16 3-pointers.

// Notes //

- The victory was the 200th Big Ten win for Michigan State at Breslin Center. The Spartans improved to 200-44 in Big Ten play at Breslin, including 159-31 under Tom Izzo.
- Michigan State dished out 30 assists on 32 field goals. It marked the third game with at least 30 assists, the most this season in Division I (via ESPN Stats and Info). Cassius Winston led the Spartans with eight assists, and Miles Bridges added seven.
- The Spartans made a season-high 16 3-point field goals, matching the third-best effort in school history.
- MSU's 30-point margin of victory is its largest margin in a Big Ten game since defeating Rutgers by 31 points (97-66) on March 2, 2016.
- With the score tied at 29, Michigan State pulled away with a 15-0 run late in the first half, closing the first stanza on a 15-3 run.

GAME 17	#17 Ohio State 80
	#1 Michigan State 64
	Jan. 7, 2018 • Columbus, Ohio • Value City Arena

Michigan State	FG	3FG	FT	O-D-R	PF	PTS	A	T	B	S	MIN
01 Langford, J. g	6-11	2-4	3-3	1-2-3	5	17	0	3	0	0	32
02 Jackson Jr., J. f	4-7	1-2	2-2	1-1-2	5	11	1	1	1	1	24
05 Winston, C. g	4-10	2-6	2-2	0-3-3	0	12	6	1	0	0	32
22 Bridges, Miles f	7-19	2-8	1-1	1-6-7	1	17	2	1	0	0	32
44 Ward, Nick f	0-1	0-0	3-4	4-6-10	3	3	0	3	0	1	26
11 Nairn Jr., Lourawls	1-3	0-2	0-0	0-1-1	0	2	3	0	0	0	21
20 McQuaid, Matt	4-4	0-2	0-1	1-1-2	2	0	0	1	0	0	16
23 Tillman, Xavier	0-0	0-0	0-0	0-0-0	0	0	0	0	0	0	3
25 Goins, Kenny	0-3	0-1	0-0	0-0-0	1	0	1	0	0	1	10
34 Schilling, Gavin	1-1	0-0	0-0	1-4-5	0	2	0	1	0	0	4
TEAM				2-3-5							

Totals 23-59 7-25 11-13 11-27-38 17 64 13 12 1 3 200

TOTAL FG% 1st: 10-30 33.3% 2nd: 13-29 44.8% Game: 39.0%
 3-Pt. FG% 1st: 3-11 27.3% 2nd: 4-14 28.6% Game: 28.0%
 F Throw% 1st: 6-6 100.0% 2nd: 5-7 71.4% Game: 84.6%

Ohio State	FG	3FG	FT	O-D-R	PF	PTS	A	T	B	S	MIN
01 Tate, Jae'Sean f	4-7	0-2	5-9	0-3-3	1	13	3	1	1	2	33
03 Jackson, C.J. g	6-11	2-3	0-0	1-5-6	2	14	3	0	0	0	29
15 Williams, Kam g	4-6	2-2	0-0	0-4-4	2	10	0	0	0	0	28
33 Bates-Diop, Keita f	12-21	2-4	6-7	1-6-7	2	32	0	1	1	3	35
34 Wesson, Kaleb g	4-9	0-0	0-1	1-3-4	3	8	5	1	1	0	27
00 Potter, Micah	0-0	0-0	0-0	0-0-0	4	0	0	1	1	0	4
02 Jallow, Musa	0-0	0-0	0-0	0-2-2	1	0	0	0	0	0	10
13 Dakich, Andrew	1-1	1-1	0-0	0-1-1	1	3	3	1	0	0	13
24 Wesson, Andrew	0-2	0-2	0-0	1-2-3	1	0	1	0	0	0	9
25 Young, Kyle	0-2	0-1	0-0	0-0-0	1	0	0	1	0	1	12
TEAM				2-1-3							

Totals 31-59 7-15 11-17 6-27-33 18 80 15 6 4 6 200

TOTAL FG% 1st: 17-37 45.9% 2nd: 14-22 63.6% Game: 52.5%
 3-Pt. FG% 1st: 5-9 55.6% 2nd: 2-6 33.3% Game: 46.7%
 F Throw% 1st: 2-2 100.0% 2nd: 9-15 60.0% Game: 64.7%

Officials: Terry Oglesby, DJ Carstensen, Terry Wymer
Attendance: 17,599 **Halftime Score:** OSU, 41-29
Record: MSU 15-2, 3-1; OSU 13-4, 4-0

// Key Moment //

Keita Bates-Diop scored a career-high 32 points, and Ohio State beat No. 1 Michigan State 80-64. The Buckeyes used a 12-0 run to finish the first half.

// Notes //

- The Spartans, who came in leading the nation with a 53.3 field-goal percentage, shot just 39 percent for the game and committed a dozen turnovers. Joshua Langford and Miles Bridges each scored 17 points.
- Miles Bridges scored 17 points and grabbed seven rebounds to lead four players in double figures.
- Sophomore guard Joshua Langford added 17 points, sophomore guard Cassius Winston finished with 12 points and six points and freshman forward Jaren Jackson Jr. added 11 points.



Nick Ward finished with a double-double, scoring 17 points and grabbing 10 rebounds, against Rutgers.



Joshua Langford's 3-pointer in overtime broke a 67-all tie as MSU held on to beat Rutgers.

GAME 18 #4 Michigan State 76
Rutgers 72 (OT)
Jan. 10, 2018 • East Lansing, Mich. • Breslin Center

Michigan State	FG	3FG	FT	O-D-R	PF	PTS	A	T	B	S	MIN
01 Langford, J. g	5-9	2-3	0-2	0-0-0	3	12	1	1	1	0	26
02 Jackson Jr., J. f	3-7	2-4	8-10	0-5-5	4	16	2	2	2	0	28
05 Winston, C. g	2-8	1-3	7-7	0-4-4	2	12	7	2	0	0	34
22 Bridges, Miles f	3-10	2-5	3-4	1-5-6	4	11	4	3	2	0	34
44 Ward, Nick f	5-9	0-0	7-11	3-7-10	2	17	0	1	3	0	34
11 Nairn Jr., Lourawls	2-2	1-1	0-0	0-1-1	1	5	1	1	0	2	24
20 McQuaid, Matt	1-3	1-3	0-0	0-0-0	2	3	0	1	0	0	13
23 Tillman, Xavier	0-0	0-0	0-0	0-0-0	0	0	0	0	0	0	4
25 Goins, Kenny	0-3	0-0	0-0	2-6-8	1	0	4	1	0	1	23
34 Schilling, Gavin	0-0	0-0	0-0	1-1-2	0	0	0	1	0	0	5
TEAM	0-0-0										
Totals	21-51	9-19	25-34	7-29-36	19	76	19	13	8	3	225

TOTAL FG%	1st: 10-25 40.0%	2nd: 9-22 40.9%	Game: 41.2%
3-Pt. FG%	1st: 5-11 45.5%	OT: 2-4 50.0%	Game: 47.4%
		2nd: 2-5 40.0%	
		2-3 66.7%	
F Throw%	1st: 7-10 70.0%	2nd: 7-12 58.3%	Game: 73.5%
		OT: 11-12 91.7%	

Rutgers	FG	3FG	FT	O-D-R	PF	PTS	A	T	B	S	MIN
00 Baker, Geo g	1-9	1-4	2-4	0-1-1	5	5	1	1	0	0	30
03 Sanders, Corey g	9-23	0-4	4-4	0-6-6	0	22	4	1	0	2	36
21 Doucoure, Mamadou f	0-3	0-0	0-0	1-2-3	4	0	0	1	0	0	11
33 Freeman, Deshaun f	6-10	1-3	2-2	0-2-2	5	15	0	2	1	1	22
35 Thiam, Issa g	2-5	2-4	2-2	0-3-3	2	8	2	0	0	1	37
01 Sa, Candido	1-4	1-1	0-0	0-4-4	1	3	0	0	0	0	12
02 Doorson, Shaquille	2-2	0-0	0-0	4-3-7	5	4	1	0	1	1	22
05 Williams, Mike	3-6	0-2	3-3	2-6-8	2	9	2	0	0	0	26
11 Omoruyi, Eugene	3-5	0-0	0-0	2-2-4	5	6	1	4	0	1	22
44 Mensah, Souf	0-0	0-0	0-0	0-1-1	0	0	1	0	0	0	7
TEAM	1-0-1										
Totals	27-67	5-18	13-15	10-30-40	29	72	12	12	1	6	225

TOTAL FG%	1st: 10-27 37.0%	2nd: 12-31 38.7%	Game: 40-3%
3-Pt. FG%	1st: 2-8 25.0%	OT: 5-9 55.6%	Game: 27.8%
		2nd: 2-6 33.3%	
		OT: 1-4 25.0%	
F Throw%	1st: 3-4 75.0%	2nd: 8-9 88.9%	Game: 86.7%
		OT: 2-2 100%	

Officials: Eric Curry, Earl Walton, Chris Beaver
Attendance: 14,797 **Halftime Score:** MSU, 32-25
Record: MSU 16-2, 4-1; Rutgers 11-7, 1-4

// Key Moment //

Sophomore guard Joshua Langford broke a 67-all tie with a 3-pointer in overtime and classmate Cassius Winston hit six free throws in the final minute as the No. 4-ranked Spartans held on for a 76-72 overtime win against Rutgers

// Notes //

- Sophomore forward Nick Ward led MSU with 17 points and 10 rebounds, his fifth double-double of the season, as five players scored in double figures.
- Langford scored all 12 of his points in the second half, freshman forward Jaren Jackson Jr. added 16 points and five rebounds,
- Winston had 12 points and seven assists and sophomore guard/forward Miles Bridges added 11 points, six rebounds and four assists.

GAME 19	Michigan 82
#4 Michigan State 72	
Jan. 13, 2018 • East Lansing, Mich. • Breslin Center	

Michigan State	FG	3FG	FT	O-D-R	PF	PTS	A	T	B	S	MIN
01 Langford, J. g	2-5	0-1	4-4	3-1-4	4	8	1	2	0	0	34
02 Jackson Jr., J. f	4-7	1-3	10-13	0-3-3	4	19	0	2	6	0	27
05 Winston, C. g	3-7	1-2	4-4	0-3-3	3	11	2	4	0	0	31
22 Bridges, Miles f	7-14	1-5	4-5	1-5-6	1	19	5	4	0	2	35
44 Ward, Nick f	2-5	0-0	0-1	0-5-5	4	4	1	3	0	0	14
11 Naim Jr., Lourawls	0-1	0-0	0-0	0-1-1	4	0	0	1	0	0	9
20 McQuaid, Matt	0-3	0-2	0-0	1-0-1	1	0	2	0	0	0	13
23 Tillman, Xavier	2-2	0-0	1-1	0-1-1	2	5	1	0	2	1	12
25 Goins, Kenny	0-1	0-0	0-0	2-0-2	0	0	0	0	0	0	13
34 Schilling, Gavin	1-1	0-0	4-4	1-5-6	3	6	1	1	0	0	12
TEAM			0-0-0								
Totals	21-46	3-13	27-32	8-24-32	26	72	13	18	8	3	200

TOTAL FG%	1st: 13-23 56.5%	2nd: 8-23 34.8%	Game: 45.7%
3-Pt. FG%	1st: 2-3 66.7%	2nd: 1-10 10.0%	Game: 23.1%
F Throw%	1st: 9-11 81.8%	2nd: 18-21 85.7%	Game: 84.4%

Michigan	FG	3FG	FT	O-D-R	PF	PTS	A	T	B	S	MIN
01 Matthews, Charles g	3-10	0-1	4-6	1-3-4	2	10	2	3	1	0	34
03 Simpson, Xavier g	5-9	1-1	5-10	1-3-4	2	16	5	0	1	2	30
04 Livers, Isaiah f	3-5	0-1	0-0	1-1-2	4	6	0	3	0	0	25
12 Abdur-Rahman, M-A g	3-11	1-4	7-7	0-3-3	3	14	3	0	0	2	39
13 Wagner, Mortiz f	8-13	3-4	8-8	2-2-4	5	27	0	1	2	1	27
02 Poole, Jordan	0-3	0-1	2-2	0-3-3	1	2	1	0	0	0	7
15 Teske, Jon	1-2	0-0	2-2	3-1-4	3	4	1	0	0	0	8
22 Robinson, Duncan	1-2	1-1	0-0	0-1-1	3	3	1	0	0	0	18
51 Davis, Austin	0-0	0-0	0-0	0-1-1	2	0	0	0	0	0	2
55 Brooks, Eli	0-2	0-2	0-0	0-1-1	0	0	0	0	0	1	10
TEAM				3-1-4							
Totals	24-57	6-15	28-35	11-20-31	25	82	13	7	4	6	200

TOTAL FG%	1st: 12-33 36.4%	2nd: 12-24 50.0%	Game: 42.1%
3-Pt. FG%	1st: 5-12 41.7%	2nd: 1-3 33.3%	Game: 40.0%
F Throw%	1st: 5-5 100%	2nd: 23-30 76.7%	Game: 80.0%

Officials: Ted Valentine, Terry Wymer, Rob Riley
Attendance: 14,797 **Halftime Score:** MSU, 37-34
Record: MSU 16-3, 4-2; Michigan 15-4, 4-2

// Key Moment //

Michigan State used a second half run to take a one-point lead, but fell behind by eight points late and could not overcome the deficit en route to an 82-72 loss to Michigan

// Notes //

- Sophomore guard/forward Miles Bridges scored 19 points, grabbed six rebounds and had five assists, while freshman forward Jaren Jackson Jr. scored 19 points and had six blocks. Sophomore guard Cassius Winston chipped in 11 points.
- The Spartans connected on 56.5 percent of their first half shots, but were limited to 34.8 percent shooting in the second half.
- MSU committed 18 turnovers, its third-highest of the season.
- The Spartans shot only 23.1 percent from 3-point land, its lowest from long distance.

GAME 20	#9 Michigan State 85
Indiana 57	
Jan. 19, 2018 • East Lansing, Mich. • Breslin Center	

Michigan State	FG	3FG	FT	O-D-R	PF	PTS	A	T	B	S	MIN
01 Langford, J. g	3-12	0-1	1-2	2-4-6	1	7	3	1	0	0	23
02 Jackson Jr., J. f	4-6	2-3	0-2	0-6-6	2	10	3	2	0	0	21
05 Winston, C. g	3-5	2-4	2-2	0-4-4	1	10	8	1	0	0	26
22 Bridges, Miles f	9-13	4-6	0-0	1-2-3	1	22	1	5	2	0	30
44 Ward, Nick f	7-9	0-0	4-7	5-8-13	1	8	2	2	1	1	23
11 Naim Jr., Lourawls	0-0	0-0	0-0	0-1-1	0	0	2	1	0	0	17
13 Carter, Ben	1-1	0-0	0-0	0-1-1	1	2	1	0	0	0	3
20 McQuaid, Matt	4-6	2-4	1-1	0-3-3	2	11	2	0	0	0	21
23 Tillman, Xavier	1-2	0-0	1-1	0-2-2	1	3	0	0	0	0	9
25 Goins, Kenny	0-2	0-1	0-0	1-2-3	1	0	1	1	1	1	16
34 Schilling, Gavin	0-1	0-0	2-2	0-1-1	2	2	0	0	0	0	9
41 George, Connor	0-2	0-1	0-0	0-1-1	1	0	0	0	0	0	2
TEAM				1-0-1							
Totals	32-59	10-20	11-17	12-33-45	14	85	23	13	7	2	200

TOTAL FG%	1st: 14-28 50.0%	2nd: 18-31 58.1%	Game: 54.2%
3-Pt. FG%	1st: 5-11 45.5%	2nd: 5-9 55.6%	Game: 50.0%
F Throw%	1st: 9-13 69.2%	2nd: 2-4 50.0%	Game: 64.7%

Indiana	FG	3FG	FT	O-D-R	PF	PTS	A	T	B	S	MIN
02 Newkirk, Josh g	5-17	4-12	0-0	0-2-2	2	14	3	2	0	1	33
03 Smith, Justin f	3-6	0-0	3-4	4-0-4	2	9	0	2	0	1	22
04 Johnson, Robert g	7-13	4-6	3-5	1-6-7	3	21	1	2	0	0	31
13 Morgan, Juwan f	1-5	0-1	0-2	0-3-3	1	2	1	0	0	0	16
15 McRoberts, Zach g	0-0	0-0	0-0	0-0-0	3	0	1	1	1	1	24
01 Durham, Aljami	2-5	0-0	1-1	0-0-0	2	5	1	1	0	0	20
11 Green, Devonte	1-5	0-3	0-0	0-0-0	0	2	1	0	0	0	10
21 McSwain Jr., Freddie	1-2	0-0	2-2	3-2-5	4	4	0	0	1	0	20
22 Moore, Clifton	0-1	0-0	0-0	0-2-2	1	0	0	0	0	0	7
30 Hartman, Collin	0-5	0-4	0-0	0-4-4	0	0	1	1	0	1	17
TEAM				0-0-0							
Totals	20-59	8-26	9-14	8-19-27	18	57	9	9	2	4	200

TOTAL FG%	1st: 9-30 30.0%	2nd: 11-29 37.9%	Game: 33.9%
3-Pt. FG%	1st: 5-16 31.3%	2nd: 3-10 30.0%	Game: 30.8%
F Throw%	1st: 0-2 0.0%	2nd: 9-12 75.0%	Game: 64.3%

Officials: Lamont Simpson, Terry Oglesby, Courtney Green
Attendance: 14,797 **Halftime Score:** MSU, 42-23
Record: MSU 17-3, 5-2; IU 11-8, 4-3

// Key Moment //

Sophomore guard/forward Miles Bridges scored a game-high 22 points and Nick Ward had a double-double with 18 points and 13 rebounds to lead five players in double figures as No. 9 Michigan State cruised to an 85-57 win over Indiana.

// Notes //

- Jaren Jackson Jr. blocked three shots, giving him 65 for the season and setting a new single-season record for a freshman at Michigan State.
- Miles Bridges scored at least 20 points for the fifth time and the 15th time in his career.
- Nick Ward had a double-double for the sixth time this season and he registered his seventh game this season with double figure rebounds.
- Cassius Winston finished with eight assists, his 12th game this season with at least seven.
- Michigan State out-scored Indiana, 38-18, in the paint and had 17 second-chance points.
- The Spartans shot 54.2 percent from the floor (32-of-59), including 50.0 percent from 3-point land (10-of-20).
- The Spartans handed out 23 assists on 32 field goals.



2017-18 BOX SCORES

GAME
21

#6 Michigan State 87
Illinois 74
Jan. 22, 2017 • Champaign, Ill. • State Farm Center

Michigan State	FG	3FG	FT	O-D-R	PF	PTS	A	T	B	S	MIN
01 Langford, J. g	4-8	1-2	0-0	0-4-4	3	9	0	2	0	0	25
02 Jackson Jr., J. f	5-6	0-0	11-12	2-9-11	1	21	0	2	6	1	30
05 Winston, C. g	2-4	1-1	0-0	0-1-1	5	5	8	8	0	0	20
22 Bridges, Miles f	11-13	2-4	7-7	1-7-8	0	31	0	3	2	1	38
44 Ward, Nick f	3-4	0-0	1-3	2-0-2	2	7	0	1	0	1	13
11 Nairn Jr., Lourawls	2-3	0-0	0-1	0-1-1	1	4	5	4	0	0	22
20 McQuaid, Matt	0-2	0-2	3-3	1-0-1	2	3	0	3	0	1	16
23 Tillman, Xavier	0-0	0-0	1-2	0-2-2	2	1	0	1	0	1	10
25 Goins, Kenny	2-2	0-0	0-0	1-2-3	1	4	2	1	1	0	17
34 Schilling, Gavin	1-2	0-0	0-0	2-2-4	1	2	0	0	0	0	9
TEAM			0-0-0								
Totals	30-44	4-9	23-28	9-28-37	18	87	15	25	9	5	200

TOTAL FG% 1st: 15-19 78.9% 2nd: 15-25 60.0% Game: 68.2%
3-Pt. FG% 1st: 3-4 75.0% 2nd: 1-5 20.0% Game: 44.4%
F Throw% 1st: 6-9 66.7% 2nd: 17-19 89.5% Game: 82.1%

Illinois	FG	3FG	FT	O-D-R	PF	PTS	A	T	B	S	MIN
01 Frazier, Trent g	5-13	0-6	3-4	0-0-0	5	13	3	2	0	1	28
12 Black, Leron f	6-10	0-0	0-0	0-0-0	5	12	0	0	0	0	20
13 Smith, Mark g	2-4	1-2	1-2	1-0-1	3	6	2	1	0	2	20
24 Alstork, Mark g	1-6	1-3	0-0	1-0-1	3	3	0	4	2	1	23
42 Finke, Michael f	4-10	1-6	0-0	2-1-3	4	9	1	0	0	0	27
02 Nichols, Kipper	9-14	5-8	4-5	2-0-2	1	27	0	1	0	1	22
03 Lucas, TeJon	0-1	0-0	0-0	0-0-0	2	0	1	0	0	1	19
04 Vesel, Matic	0-0	0-0	0-0	0-0-0	0	0	0	0	0	0	0+
10 Cayce, Drew	0-0	0-0	0-0	0-0-0	0	0	0	0	0	0	0+
11 Eboigbodin, Greg	0-0	0-0	0-0	0-3-3	2	0	1	1	0	0	11
20 Williams, DaMonte	1-5	0-2	2-3	0-1-1	0	4	4	0	0	2	19
23 Jordan, Aaron	0-2	0-1	0-0	1-0-1	1	0	0	1	0	0	11
TEAM			2-1-3								
Totals	28-65	8-28	10-14	9-6-15	26	74	12	10	2	8	200

TOTAL FG% 1st: 13-31 41.9% 2nd: 15-34 44.1% Game: 43.1%
3-Pt. FG% 1st: 4-15 26.7% 2nd: 4-13 30.8% Game: 28.6%
F Throw% 1st: 2-3 66.7% 2nd: 8-11 72.7% Game: 71.4%

Officials: Bo Borowski, Paul Szelc, Ted Valentine
Attendance: 13,552 **Halftime Score:** MSU, 39-32
Record: MSU 18-3, 6-2; Illinois 10-11, 0-8

// Key Moment //

Miles Bridges scored 31 points, Jaren Jackson Jr. had a double-double with 21 points and 11 rebounds and No. 6 Michigan State held off Illinois for an 87-74 win.

// Notes //

- Michigan State shot 68.2 percent, which set a record at State Farm Center for an opponent's shooting percentage.
- Michigan State out-scored Illinois, 50-32, in the paint.
- The Spartans hit 17-of-19 free throws in the second half (89.5 percent) and Jackson Jr. hit 11-of-12 for the game.
- Michigan State turned the ball over 25 times. It was the third straight game in which the Spartans gave it away more than 20 times and still won by double digits.
- Michigan State out-rebounded Illinois 37-15. The Illini didn't record their first rebound until nearly 10 minutes into the game.



Miles Bridges scored 24 points and had seven rebounds to lead four players in double figures in the win over Wisconsin.



Cassius Winston scored 13 of his 17 points in the second half against Wisconsin.

22	#6 Michigan State 76
	Wisconsin 61
	Jan. 26, 2018 • East Lansing, Mich. • Breslin Center

Michigan State	FG	3FG	FT	O-D-R	PF	PTS	A	T	B	S	MIN
01 Langford, J. g	3-9	0-3	2-2	1-1-2	1	8	1	1	0	0	28
02 Jackson Jr., J. f	4-8	1-4	2-4	2-5-7	4	11	2	2	4	0	30
05 Winston, C. g	5-10	3-4	4-4	1-2-3	1	17	6	3	0	1	32
22 Bridges, Miles f	8-13	4-6	4-4	0-7-7	3	24	2	2	0	0	33
44 Ward, Nick f	6-9	0-0	0-0	4-7-1	4	12	2	2	5	1	27
11 Nairn Jr., Lourawls	0-0	0-0	0-0	0-0-0	1	0	4	0	0	0	11
13 Carter, Ben	0-0	0-0	0-0	0-1-1	0	0	0	0	0	0	5
20 McQuaid, Matt	1-3	0-1	2-2	1-1-2	0	4	2	1	0	0	17
23 Tillman, Xavier	0-0	0-0	0-0	0-1-1	0	0	0	0	0	0	5
25 Goins, Kenny	0-2	0-1	0-0	0-0-0	3	0	0	1	0	0	5
34 Schilling, Gavin	0-0	0-0	0-0	0-0-0	2	0	0	0	0	0	6
41 George, Connor	0-0	0-0	0-0	0-0-0	0	0	0	0	0	0	1
TEAM				2-0-2							
Totals	27-54	8-19	14-16	11-25-36	19	76	19	13	9	2	200

TOTAL FG%	1st: 16-29 55.2%	2nd: 11-25 44.0%	Game: 50.0%
3-Pt. FG%	1st: 3-11 27.3%	2nd: 5-8 62.5%	Game: 42.1%
F Throw%	1st: 2-2 100.0%	2nd: 12-14 85.7%	Game: 87.5%

Wisconsin	FG	3FG	FT	O-D-R	PF	PTS	A	T	B	S	MIN
01 Pritzl, Brevin g	5-12	3-9	0-0	2-2-4	1	13	0	1	0	0	35
21 Iverson, Khalil g	2-2	0-0	5-5	0-1-1	3	9	1	2	1	1	24
22 Happ, Ethan f	7-19	0-0	9-11	2-5-7	2	23	4	2	1	2	27
34 Davidson, Brad g	3-12	0-6	0-0	0-5-5	4	6	4	2	0	2	35
35 Reuvers, Nate f	3-6	1-4	0-0	0-1-1	4	7	1	2	0	2	24
02 Ford, Aleem	0-3	0-3	0-0	0-0-0	1	0	0	0	0	0	9
04 Ferris, Matt	0-0	0-0	0-0	0-0-0	0	0	0	0	0	0	1
05 Moesch, Aaron	0-0	0-0	0-0	0-0-0	0	0	0	0	0	0	6
11 Van Vliet, Andy	0-0	0-0	0-0	0-1-1	0	0	0	0	0	0	3
15 Thomas, Charles	0-2	0-0	0-0	0-1-1	3	0	0	0	1	0	11
20 Schlundt, TJ	0-1	0-1	0-0	1-0-1	0	0	0	0	0	0	11
25 Illikainen, Alex	1-1	1-1	0-0	2-0-2	1	3	0	0	0	0	14
TEAM				5-0-5							
Totals	21-58	5-24	14-16	12-16-28	19	61	10	11	3	7	200

TOTAL FG%	1st: 6-29 20.7%	2nd: 15-29 51.7%	Game: 36.2%
3-Pt. FG%	1st: 4-14 28.6%	2nd: 1-10 10.0%	Game: 20.8%
F Throw%	1st: 5-6 83.3%	2nd: 9-10 90.0%	Game: 87.5%

Officials: Lamont Simpson, DJ Carstensen, Courtney Green
Attendance: 14,797
Halftime Score: MSU, 37-21
Record: MSU 19-3, 7-2; Wisconsin 10-12, 3-6

// Key Moment //

Sophomore guard/forward Miles Bridges scored a game-high 24 points to lead four players in double figures as MSU pulled away from Wisconsin for 76-61 win.

// Notes //

- The Spartans shot 50.0 percent from the floor (27-of-54), including 42.1 percent (8-of-19) from 3-point land.
- MSU held a 36-28 advantage on the boards and handed out 19 assists.
- Bridges scored 15 points in the first half ... In the second half, Cassius Winston scored 13 points and Jaren Jackson Jr. had all 11 of his points in the final 20 minutes.
- Jackson Jr. blocked four shots, giving him 75 for the season, setting a new MSU single-season record and surpassing the mark of 72, set by Ken Johnson in 1984-85.
- The Spartans blocked nine shots in the game, giving them 177 for the season and tying the MSU single-season record, set during the 2015-16 season (35 games).
- Bridges scored at least 20 points for the seventh time in 2017-18 and the 17th time in his career.

23	#6 Michigan State 74
	Maryland 68
	Jan. 28, 2018 • College Park, Md. • Xfinity Center

Michigan State	FG	3FG	FT	O-D-R	PF	PTS	A	T	B	S	MIN
01 Langford, J. g	6-15	0-3	7-7	1-1-2	5	19	0	0	0	0	28
02 Jackson Jr., J. f	4-6	2-3	2-2	3-5-8	5	12	0	1	4	1	20
05 Winston, C. g	3-8	2-4	5-6	0-1-1	1	33	5	3	0	0	21
22 Bridges, Miles f	3-13	1-7	4-4	0-9-9	0	11	4	3	1	1	36
44 Ward, Nick f	3-7	0-0	1-4	8-4-12	2	7	0	2	1	0	27
11 Nairn Jr., Lourawls	1-6	0-2	0-0	0-1-1	0	2	2	0	0	1	20
20 McQuaid, Matt	0-2	0-1	0-0	0-1-1	2	0	0	0	0	0	16
23 Tillman, Xavier	0-0	0-0	0-0	0-0-0	0	0	0	0	0	0	2
25 Goins, Kenny	2-3	0-1	0-0	2-1-3	1	4	0	0	1	1	19
34 Schilling, Gavin	3-3	0-0	0-0	2-1-3	1	6	0	0	0	2	11
TEAM				3-3-6							
Totals	25-63	5-21	19-23	19-27-46	19	74	11	10	7	6	200

TOTAL FG%	1st: 9-33 27.3%	2nd: 16-30 53.3%	Game: 39.7%
3-Pt. FG%	1st: 1-10 10.0%	2nd: 4-11 36.4%	Game: 23.8%
F Throw%	1st: 5-5 100.0%	2nd: 14-18 77.8%	Game: 82.6%

Maryland	FG	3FG	FT	O-D-R	PF	PTS	A	T	B	S	MIN
01 Cowan, Anthony g	5-12	1-2	1-1	0-3-3	4	12	9	3	1	0	40
04 Huerter, Kevin g	4-9	2-7	7-10	0-3-3	4	17	1	3	2	0	36
05 Wiley, Dion g	3-5	2-3	0-0	0-1-1	3	8	0	1	0	0	12
10 Morsell, Darryl g	4-11	0-1	4-4	2-5-7	0	12	2	1	0	0	38
15 Cekovsky, Michal f	3-5	0-0	1-2	1-2-3	4	7	0	0	0	0	23
00 Obi, Sean	0-0	0-0	0-1	1-1-2	2	0	0	0	0	0	3
11 Nickens, Jared	4-6	2-4	0-1	1-1-2	1	10	0	0	0	0	21
23 Fernando, Bruno	1-8	0-0	0-0	2-3-5	4	2	0	0	1	1	25
33 Tomaic, Joshua	0-0	0-0	0-0	0-0-0	0	0	0	0	0	0	2
TEAM				2-1-3							
Totals	24-56	7-17	13-19	9-20-29	22	68	12	8	4	1	200

TOTAL FG%	1st: 15-30 50.0%	2nd: 9-26 34.6%	Game: 42.9%
3-Pt. FG%	1st: 5-8 62.5%	2nd: 2-6 22.2%	Game: 41.2%
F Throw%	1st: 2-2 100.0%	2nd: 11-17 64.7%	Game: 68.4%

Officials: Terry Wymer, Terry Oglesby, Larry Scirottio
Attendance: 17,950
Halftime Score: Maryland, 37-24
Record: MSU 20-3, 8-2; Maryland 15-8, 4-6

// Key Moment //

Down by 13 at halftime, Michigan State returned to out-score the Terrapins 20-4 in the opening 5 1/2 minutes and held on for its fourth straight victory.

// Notes //

- Joshua Langford scored 10 of his team-high 19 points in the second half as MSU out-scored Maryland, 50-31, in the second half.
- The win improved Michigan State to 20-3 overall, giving Head Coach Tom Izzo his 18th 20-win season at MSU.
- Cassius Winston scored 13 and had five assists while Jaren Jackson Jr. added 12 and four blocks.
- The Spartans, who shot only 27.3 percent in the first half (9-of-33), connected on 53.3 percent in the second half.
- Michigan State connected on 77.8 percent of its second half free throws (14-of-18).



2017-18 BOX SCORES

24
GAMES

#5 Michigan State 76
Penn State 68
Jan. 31 2018 • East Lansing, Mich. • Breslin Center

Michigan State	FG	3FG	FT	O-D-R	PF	PTS	A	T	B	S	MIN
01 Langford, J. g	4-12	2-4	4-4	0-4-4	2	14	2	1	0	0	29
02 Jackson Jr., J. f	1-2	0-1	0-0	0-2-2	4	2	0	1	3	0	12
05 Winston, C. g	5-7	1-2	4-4	0-1-1	1	15	10	3	0	1	30
22 Bridges, Miles f	7-16	3-7	6-6	1-8-9	2	23	2	2	0	2	37
44 Ward, Nick f	1-3	0-0	4-7	0-9-9	2	6	1	4	1	1	21
11 Nairn Jr., Lourawls	2-2	0-0	0-0	0-0-0	0	4	0	2	0	0	13
20 McQuaid, Matt	2-2	2-2	0-0	1-2-3	3	6	2	0	0	1	22
23 Tillman, Xavier	0-0	0-0	1-2	1-2-3	0	1	0	0	1	0	9
25 Goins, Kenny	1-2	0-1	1-2	1-4-5	0	3	1	1	2	0	21
34 Schilling, Gavin	1-2	0-0	0-0	0-2-2	0	2	0	1	0	0	6
TEAM			1-1-2								
Totals	24-48	8-17	20-25	5-35-10	14	76	18	16	7	5	200

TOTAL FG% 1st: 9-24 37.5% 2nd: 15-24 62.5% Game: 50.0%
3-Pt. FG% 1st: 3-8 37.5% 2nd: 5-9 55.6% Game: 47.1%
F Throw % 1st: 3-4 75.0% 2nd: 17-21 81.0% Game: 80.0%

Penn State	FG	3FG	FT	O-D-R	PF	PTS	A	T	B	S	MIN
10 Carr, Tony g	9-24	4-10	6-6	1-5-6	2	28	7	3	1	0	38
11 Stevens, Lamar f	7-19	1-4	3-4	1-3-4	5	18	1	1	0	1	35
23 Reaves, Josh g	3-11	0-5	0-0	2-5-7	4	6	2	1	0	5	34
24 Watkins, Mike f	4-6	0-0	0-0	2-3-5	4	8	1	1	0	1	20
33 Garner, Shep f	2-4	2-4	0-0	0-2-2	1	6	0	1	0	2	31
01 Zemgulis, Deivis	0-1	0-1	0-0	0-0-0	1	0	0	0	0	0	4
04 Bostick, Nazeer	0-2	0-0	0-0	1-1-2	1	0	1	1	1	0	18
05 Wheeler, Jamari	0-0	0-0	0-0	0-0-0	0	0	0	0	0	0	0
21 Harrar, John	0-0	0-0	0-0	0-0-0	1	0	0	0	0	0	3
44 Moore, Julian	1-2	0-0	0-1	1-1-2	2	2	1	0	1	1	17
TEAM			1-0-1								
Totals	26-69	7-24	9-11	9-20-29	21	68	13	8	3	10	200

TOTAL FG% 1st: 12-29 41.1% 2nd: 14-40 35.0% Game: 37.7%
3-Pt. FG% 1st: 3-11 27.3% 2nd: 4-13 30.8% Game: 29.2%
F Throw% 1st: 3-4 75.0% 2nd: 6-7 85.7% Game: 81.8%

Officials: Steve McClunkins, Chris Beaver, Bo Boroski
Attendance: 14,797 **Halftime Score:** PSU, 30-24
Record: MSU 21-3, 9-2; PSU 15-9, 5-6

// Key Moment //

Michigan State scored 52 points in the second half and fought back from a 12-point deficit in the second half en route to a 76-68 win. The Spartans, however, used a 12-0 run over a span of 3:08 and tied the game at 41-all on a jumper from Cassius Winston with 12:05 on the clock.

// Notes //

- Miles Bridges scored 23 points and grabbed nine rebounds to lead three players in double figures.
- Winston finished with 15 points and 10 assists, his third double-double, and Joshua Langford scored 14 points, had four rebounds and two assists.
- After shooting only 37.5 percent in the first half, MSU connected on 62.5 percent of its shots (15-of-24) in the second half.
- The Spartans hit 80 percent of their free throws (20-of-25), including 17-of-21 in the second half (81.0 percent).
- MSU received 16 points from the bench, with Matt McQuaid finishing with six points, three rebounds and two assists and Kenny Goins adding three points, five rebounds and two assists.



Miles Bridges scored 23 points and had nine rebounds to lead MSU against Penn State.



Matt McQuaid hit a key pair of 3-pointers down the stretch against Penn State.



25	#5 Michigan State 63
Indiana 60	
Feb. 3, 2018 • Bloomington, Ind. • Simon Skjoldt Assembly Hall	

Michigan State	FG	3FG	FT	O-D-R	PF	PTS	A TO	B S	MIN
01 Langford, J. g	4-13	2-5	0-0	0-3-3	4	10	2	0	27
02 Jackson Jr., J. f	4-8	1-3	1-3	0-3-3	1	10	2	3	1 25
05 Winston, C. g	1-4	0-1	5-7	0-1-1	2	7	7	0	1 31
22 Bridges, Miles f	3-7	1-2	0-1	0-8-8	3	7	3	4	1 1 33
44 Ward, Nick f	4-4	0-0	1-4	0-2-2	4	9	0	1	2 0 19
11 Naim Jr., Lourawls	1-1	1-1	0-0	0-0-0	2	3	2	0	0 13
13 Carter, Ben	0-0	0-0	0-0	1-0-1	0	0	0	1	0 0 2
20 McQuaid, Matt	4-5	4-5	0-0	0-0-0	2	12	0	0	0 0 23
23 Tillman, Xavier	0-0	0-0	0-0	0-0-0	2	0	0	0	0 0 5
25 Goins, Kenny	1-3	0-1	0-0	0-4-4	2	2	1	0	3 0 15
34 Schilling, Gavin	1-2	0-0	1-2	2-2-4	2	3	0	0	0 0 7
TEAM				0-3-3					
Totals	23-47	9-18	8-17	3-26-29	24	63	15	11	13 3 200

TOTAL FG%	1st: 12-24 50.0%	2nd: 11-23 47.8%	Game: 48.9%
3-Pt. FG%	1st: 4-7 57.1%	2nd: 5-11 45.5%	Game: 50.0%
F Throw %	1st: 4-6 66.7%	2nd: 4-11 36.4%	Game: 47.1%

Indiana	FG	3FG	FT	O-D-R	PF	PTS	A TO	B S	MIN
02 Newkirk, Josh g	0-6	0-2	2-2	2-3-5	2	2	1	1	0 0 26
04 Johnson Robert g	2-15	2-7	2-2	0-5-5	2	8	1	2	0 0 37
13 Morgan, Juwan f	8-17	1-3	6-8	4-7-11	2	23	0	1	1 0 35
15 McRoberts, Zach g	1-5	1-3	2-2	2-2-4	5	5	1	1	0 4 18
21 McSwain Jr., Freddie f	4-9	0-0	0-4	9-7-16	2	8	1	0	1 1 29
01 Durham, Aljami	1-2	0-0	0-0	0-1-1	1	2	0	0	0 0 8
03 Smith, Justin	0-0	0-0	3-4	3-0-3	1	3	0	2	0 0 7
11 Green, Devonte	3-11	0-4	1-1	0-3-3	2	7	6	0	0 1 31
30 Hartman, Collin	0-1	0-0	2-2	1-0-1	1	2	3	1	0 0 9
TEAM				4-0-4					
Totals	19-66	4-19	18-25	25-28-53	18	60	13	8	2 6 200

TOTAL FG%	1st: 6-35 17.1%	2nd: 13-31 41.9%	Game: 28.8%
3-Pt. FG%	1st: 2-11 18.2%	2nd: 2-8 25.0%	Game: 21.1%
F Throw %	1st: 10-12 83.3%	2nd: 8-13 61.5%	Game: 72.0%

Officials: Lamont Simpson, Lewis Garrison, Rob Rile
Attendance: 17,222 **Halftime Score:** MSU, 32-24
Record: MSU 22-3, 10-2; IU 12-12, 5-7

// Key Moment //

Junior guard Matt McQuaid scored 12 points off the bench, including a 3-pointer with 1:09 to play, as Michigan State's men's basketball team held on for a 63-60 win.

// Notes //

- Michigan State blocked 13 shots, the eighth time with at least 10 rejections and tied for the second-most in a game this season (Rutgers, 12/5).
- The 13 blocked shots are tied for the second-most in a single game in school history ... It ties the single-game record against a Big Ten opponent, set earlier this year at Rutgers (12/5).
- Freshman forward Jaren Jackson Jr. blocked seven shots, one shot off his career-high ... His seven rejections ranks No. 2 for a single game at MSU.
- Jackson scored in double figures for the 20th time this season.
- McQuaid scored in double figures for the fifth time this season and it was the eighth game with at least two 3-pointers.
- The Spartans were out-rebounded for only the third time this season ... The 53 rebounds collected by Indiana were the most by an opponent this season.
- MSU shot a season-low 47.1 percent (8-of-17) from the free throw line.

26	#4 Michigan State 96
Iowa 93	
Feb. 6, 2018 • Iowa City, Iowa • Carver-Hawkeye Arena	

Michigan State	FG	3FG	FT	O-D-R	PF	PTS	A TO	B S	MIN
01 Langford, J. g	5-9	1-2	4-4	0-1-1	1	15	2	4	0 0 30
02 Jackson Jr., J. f	4-5	1-1	2-2	1-4-5	3	11	2	1	2 0 19
05 Winston, C. g	2-7	1-3	4-4	0-3-3	1	9	8	2	1 0 23
22 Bridges, Miles f	8-14	2-5	7-9	0-4-4	2	25	4	1	0 1 32
44 Ward, Nick f	7-9	0-0	3-4	2-2-4	4	17	0	0	0 1 12
11 Naim Jr., Lourawls	1-1	0-0	0-0	0-0-0	1	2	2	1	0 0 17
20 McQuaid, Matt	2-5	2-5	2-2	0-0-0	1	8	0	0	0 0 22
23 Tillman, Xavier	0-2	0-0	0-0	1-1-2	1	0	0	1	1 0 7
25 Goins, Kenny	3-4	1-1	0-0	1-8-9	3	7	2	0	0 1 25
34 Schilling, Gavin	0-1	0-0	2-4	1-2-3	2	2	0	0	0 0 13
TEAM				1-2-3					
Totals	32-57	8-17	24-29	7-27-34	19	96	20	10	4 3 200

TOTAL FG%	1st: 16-27 59.3%	2nd: 16-30 53.3%	Game: 56.1%
3-Pt. FG%	1st: 4-8 50.0%	2nd: 4-9 44.4%	Game: 47.1%
F Throw %	1st: 12-13 92.3%	2nd: 12-16 75.0%	Game: 82.8%

Iowa	FG	3FG	FT	O-D-R	PF	PTS	A TO	B S	MIN
03 Bohannon, Jordan g	6-12	5-8	0-0	0-5-5	4	17	6	0	0 0 32
04 Moss, Isaiah g	3-8	1-3	4-5	2-2-4	3	11	4	1	0 0 27
05 Cook, Tyler f	11-22	0-0	4-8	1-2-3	3	26	4	0	1 1 37
51 Baer, Nicholas f	1-4	0-2	0-0	0-3-3	4	2	4	0	1 2 21
55 Garza, Luka f	4-8	0-1	1-1	2-1-3	2	9	3	0	0 0 22
00 Wagner, Ahmad	1-1	0-0	0-1	0-0-0	0	2	0	0	0 0 4
01 Dailey, Maishe	5-7	3-5	0-0	0-0-0	2	13	1	2	0 1 17
02 Nunge, Jack	1-3	0-1	0-0	1-1-2	0	2	2	2	0 1 15
15 Kriener, Ryan	0-0	0-0	0-0	0-0-0	1	0	0	1	0 0 2
24 Ellingson, Brady	0-0	0-0	0-0	0-0-0	0	0	0	0	0 0 4
35 Pemsil, Cordell	4-4	0-0	3-4	2-5-7	3	11	2	0	1 1 19
TEAM				2-1-3					
Totals	36-96	9-20	12-19	10-20-30	22	93	26	8	3 6 200

TOTAL FG%	1st: 18-33 54.5%	2nd: 18-36 50.0%	Game: 52.2%
3-Pt. FG%	1st: 4-9 44.4%	2nd: 5-11 45.5%	Game: 45.0%
F Throw %	1st: 2-3 66.7%	2nd: 10-16 62.5%	Game: 63.2%

Officials: Terry Wymer, Bo Boroski, Larry Sciotto
Attendance: 11,350 **Halftime Score:** MSU, 48-42
Record: MSU 23-3, 11-2; Iowa 12-14, 3-10

// Key Moment //

Miles Bridges had 25 points and a crucial steal with five seconds left as Michigan State rallied past Iowa. MSU trailed 88-83, but a 3-pointer from Kenny Goins gave the Spartans a 90-89 lead. Four free throws from Bridges and two from Joshua Langford helped MSU get the win.

// Notes //

- The 96 points scored by Michigan State were the most against a Big Ten opponent since scoring 97 against Rutgers (97-66 win) on March 2, 2016.
- The 93 points scored by Iowa were the most allowed by MSU against a Big Ten opponent since Minnesota scored 96 (96-90 overtime loss) on March 2, 2015.
- Michigan State connected on 56.1 percent of its shots from the floor (32-of-67), the 15th time this season the team has hit at least 50 percent of its field goals.
- The Spartans connected on 82.8 percent of their free throws, the 14th time this season MSU has made at least 75 percent of its shots ... The 24 makes marked the 10th time this season MSU has hit least 20 free throws.
- MSU handed out 20 assists on 32 field goals ... It was the 12th time this season with at least 20 assists.



2017-18 BOX SCORES

27
GAMES

#4 Michigan State 68
#3 Purdue 65
Feb. 10, 2018 • East Lansing, Mich. • Breslin Center

Michigan State	FG	3FG	FT	O-D-R	PF	PTS	A	T	B	S	MIN
01 Langford, J. g	2-7	0-1	2-2	2-3-5	0	6	3	0	0	0	19
02 Jackson Jr., J. f	1-6	0-3	0-0	1-4-5	4	2	2	1	1	0	13
05 Winston, C. g	4-10	1-3	1-2	0-7-7	0	10	10	3	0	0	36
22 Bridges, Miles f	9-14	2-4	0-0	0-3-3	0	20	1	1	0	0	32
44 Ward, Nick f	3-6	0-0	0-0	1-4-5	3	6	0	0	0	0	11
11 Nairn Jr., Lourawls	1-1	0-0	0-0	0-0-0	1	2	0	1	0	0	4
13 Carter, Ben	0-0	0-0	0-0	0-0-0	2	0	0	0	0	0	1
20 McQuaid, Matt	3-6	3-5	0-0	0-0-0	0	9	0	0	0	1	29
23 Tillman, Xavier	0-1	0-0	0-0	0-2-2	0	0	0	0	0	0	5
25 Goins, Kenny	3-6	0-2	0-0	0-3-3	1	6	3	0	2	0	30
34 Schilling, Gavin	3-3	0-0	1-2	2-5-7	3	7	2	0	1	1	20
TEAM				0-0-0							
Totals	29-60	6-18	4-6	6-31-37	14	68	21	6	4	2	200

TOTAL FG% 1st: 14-29 48.3% 2nd: 15-31 48.4% Game: 48.3%
3-Pt. FG% 1st: 2-8 25.0% 2nd: 4-10 40.0% Game: 33.3%
F Throw% 1st: 1-2 50.0% 2nd: 3-4 75.0% Game: 66.7%

Purdue	FG	3FG	FT	O-D-R	PF	PTS	A	T	B	S	MIN
03 Edwards, C. f	5-15	2-7	2-2	0-4-4	0	14	1	0	0	0	35
11 Thompson, P.J. g	1-2	1-2	0-0	0-2-2	2	3	0	1	0	0	34
12 Edwards, V. f	3-11	1-5	1-2	1-6-7	1	8	6	0	0	1	35
31 Mathias, D. g	3-9	2-5	0-0	0-3-3	1	8	6	0	0	0	30
44 Haas, Isaac f	12-22	0-0	1-1	0-5-5	2	25	1	2	1	0	27
14 Cline, Ryan	0-1	0-0	0-0	0-2-2	1	0	0	0	0	0	15
20 Eastern, Nojel	0-1	0-0	0-0	1-1-2	2	0	1	0	0	0	6
24 Eifert, Grady	0-0	0-0	0-0	2-0-2	0	0	1	0	0	1	5
32 Haarms, Matt	2-3	0-0	3-5	3-0-3	3	7	0	0	2	0	13
TEAM				1-3-4							
Totals	26-64	6-19	7-10	8-26-34	12	65	16	3	3	2	200

TOTAL FG% 1st: 15-35 42.9% 2nd: 11-29 37.9% Game: 40.6%
3-Pt. FG% 1st: 6-14 42.9% 2nd: 0-5 0.0% Game: 31.6%
F Throw% 1st: 0-1 0.0% 2nd: 7-9 77.8% Game: 70.0%

Officials: DJ Carstensen, Mike Eades, Paul Szelc
Attendance: 14,797 **Halftime Score:** Purdue, 36-31
Record: MSU 24-3, 12-2; Purdue 23-4, 12-2

// Key Moment //

Purdue led 65-63 with less than a minute remaining. Kenny Goins tied the game with 48 seconds left and Miles Bridges hit a 3-pointer with 2.7 seconds left as MSU held on for the 68-65 win.

// Notes //

- Bridges scored 20 points and had three rebounds to lead two players in double figures.
- Cassius Winston added 10 points, 10 assists and tied for a team-high with seven rebounds.
- Matt McQuaid scored nine points, Kenny Goins added six points, three rebounds and three assists and Gavin Schilling finished with seven points and seven rebounds.
- Michigan State committed only six turnovers during the game, only one in the second half.
- MSU's bench outscored Purdue, 24-7.
- Michigan State had a 37-34 edge in rebounding.
- After hitting six 3-pointers in the first half, MSU did not allow Purdue to hit any (0-of-5) in the second half.
- MSU's 24-3 overall record matches the 24-3 start by the 2000-01 team for best start to a season under Tom Izzo.
- This was the second time in 2017-18 that MSU had hosted a team ranked among the Associated Press Top Five teams in the country (Beat then-No. 5 Notre Dame, 81-63, on Dec. 3.)



Miles Bridges hit a 3-pointer with 2.7 seconds left to lift the Spartans to the 68-65 win.



Beverly Heathcote and former Michigan State players were recognized at halftime during the Jud Heathcote Tribute Game.



Cassius Winston had 10 points, 10 assists and seven rebounds against Purdue.

28	#2/1 Michigan State 87
Minnesota 57	
Feb. 13, 2018 • Minneapolis, Minn. • Williams Arena	

Michigan State	FG	3FG	FT	O-D-R	PF	PTS	A	T	B	S	MIN
01 Langford, J. g	3-8	0-0	0-0	0-3-3	3	6	2	1	0	0	24
02 Jackson Jr., J. f	10-14	5-8	2-2	2-4-6	0	27	3	0	3	0	22
05 Winston, C. g	4-5	4-5	0-1	1-4-5	2	12	5	2	0	0	24
22 Bridges, Miles f	1-7	1-2	2-2	0-5-5	0	5	4	1	0	1	25
44 Ward, Nick f	5-7	0-0	3-5	5-4-9	2	13	1	6	1	0	18
11 Naim Jr., Lourawls	1-3	1-2	0-0	0-1-1	0	3	3	0	0	1	20
13 Carter, Ben	0-2	0-0	0-0	0-0-0	0	0	3	0	0	0	7
20 McQuaid, Matt	3-6	3-5	0-0	0-2-2	2	9	3	1	0	1	25
23 Tillman, Xavier	3-4	0-0	0-0	1-1-2	0	6	0	1	0	0	7
25 Goins, Kenny	2-4	0-0	0-0	1-4-5	0	4	2	0	0	0	15
34 Schilling, Gavin	0-0	0-0	2-4	2-6-8	5	2	1	1	0	0	11
41 George, Connor	0-0	0-0	0-0	0-0-0	0	0	0	0	0	0	2
TEAM	3-0-3										
Totals	32-60	14-22	9-14	15-34	19	87	27	14	4	3	200

TOTAL FG%	1st: 14-26 53.8%	2nd: 18-34 52.9%	Game: 53.3%
3-Pt. FG%	1st: 10-12 83.3%	2nd: 4-10 40.0%	Game: 63.6%
F Throw%	1st: 5-8 62.5%	2nd: 4-6 66.7%	Game: 64.3%

Minnesota	FG	3FG	FT	O-D-R	PF	PTS	A	T	B	S	MIN
02 Mason, Nate g	4-16	1-6	5-6	0-0-0	1	14	4	2	0	2	38
03 Murphy, Jordan f	6-13	2-2	2-2	1-6-7	4	16	0	2	0	4	31
11 Washington, Isaiah g	6-12	3-4	3-3	1-2-3	2	18	3	1	0	1	35
21 Konate, Bakary f	0-0	0-0	0-0	2-2-4	0	0	2	0	1	0	19
42 Hurt, Michael f	1-7	0-1	0-0	0-4-4	4	2	3	1	1	0	31
04 Harris, Jamir	2-9	2-8	1-2	0-0-0	0	7	0	1	0	0	27
20 Fitzgerald, Davonte	0-1	0-1	0-0	0-0-0	1	0	0	0	0	0	11
41 Diedhiou, Gaston	0-1	0-0	0-0	0-1-1	2	0	0	0	0	0	8
TEAM	3-1-4										
Totals	19-59	8-22	11-13	7-16	23	16	57	10	8	1	200

TOTAL FG%	1st: 9-30 30.0%	2nd: 10-29 34.5%	Game: 32.2%
3-Pt. FG%	1st: 4-12 33.3%	2nd: 4-10 40.0%	Game: 36.4%
F Throw%	1st: 3-3 100.0%	2nd: 8-10 80.0%	Game: 84.6%

Officials: Rob Riley, Pat Driscoll, Chris Beaver
Attendance: 12,218 **Halftime Score:** MSU, 43-25
Record: MSU 25-3, 13-2; MINN 14-14, 3-12

// Key Moment //

Freshman forward Jaren Jackson Jr. poured in a career-high 27 points and No. 2/1 Michigan State hit 14 3-pointers en route to an 87-57 win over Minnesota.

// Notes //

- Jackson hit 10-of-14 shots from the floor, including tying a career-high with five 3-point field goals, added six rebounds, three assists and three blocked shots.
- Two other players reached double figures in scoring ... Cassius Winston hit four 3-pointers and finished with 12 points, five rebounds and five assists ... Sophomore forward Nick Ward scored 13 points and added nine rebounds.
- Michigan State shot 63.6 percent from 3-point land (14-of-22) and hit 53.3 percent of its field goals overall (32-of-60).
- In the first half, the Spartans hit 83.3 percent of their 3-point attempts (10-of-12).
- After scoring only six points in the paint in the first half, the Spartans scored 24 in the second half, with Ward scoring 11 of his 13 points during the final 20 minutes.
- The Spartans outrebounded Minnesota, 49-24, and collected 15 offensive rebounds.
- MSU handed out 27 assists on 32 made field goals.

29	#2 Michigan State 65
Northwestern 60	
Feb. 17, 2018 • Rosemont, Ill. • Allstate Arena	

Michigan State	FG	3FG	FT	O-D-R	PF	PTS	A	T	B	S	MIN
01 Langford, J. g	3-10	24	0-0	1-3-4	1	8	5	1	0	0	38
02 Jackson Jr., J. f	5-9	0-1	1-2	0-0-0	3	11	0	1	0	0	14
05 Winston, C. g	5-8	4-6	3-4	0-9-9	2	17	7	2	0	1	34
22 Bridges, Miles f	2-6	0-3	4-4	0-3-3	4	8	0	4	0	0	23
44 Ward, Nick f	3-8	0-0	9-11	5-5-10	3	15	1	1	0	0	27
11 Naim Jr., Lourawls	0-1	0-0	0-0	0-0-0	0	0	1	0	0	0	6
13 Carter, Ben	0-0	0-0	0-0	0-0-0	1	0	1	0	0	0	2
20 McQuaid, Matt	2-4	2-4	0-0	0-0-0	0	6	0	0	0	1	26
23 Tillman, Xavier	0-0	0-0	0-0	0-2-2	1	0	1	1	0	0	4
25 Goins, Kenny	0-0	0-0	0-0	0-3-3	1	0	0	1	0	1	23
34 Schilling, Gavin	0-0	0-0	0-0	0-0-0	0	0	0	0	0	0	3
TEAM	2-2-4										
Totals	20-46	8-18	17-21	8-27	35	16	65	16	12	0	200

TOTAL FG%	1st: 8-24 33.3%	2nd: 12-22 54.5%	Game: 43.5%
3-Pt. FG%	1st: 3-9 33.3%	2nd: 5-9 55.6%	Game: 44.4%
F Throw%	1st: 8-10 80.0%	2nd: 9-11 81.8%	Game: 81.0%

Northwestern	FG	3FG	FT	O-D-R	PF	PTS	A	T	B	S	MIN
04 Law, Vic f	7-17	5-11	2-2	0-3-3	2	21	5	3	1	1	40
05 Pardon, Derrek f	3-4	0-0	2-3	4-2-6	4	8	1	1	0	2	24
11 Gaines, Anthony g	4-9	0-0	2-2	3-2-5	3	10	4	0	0	0	37
20 Lindsey, Scottie g	2-7	2-5	0-0	0-5-5	2	6	2	1	0	1	31
44 Skelly, Gavin f	3-8	2-4	3-3	0-2-2	5	11	0	0	1	0	23
12 Brown, Isaiah	2-5	0-0	0-0	1-1-2	2	4	0	1	0	0	12
25 Benson, Barret	0-1	0-0	0-0	0-0-0	4	0	2	0	0	0	13
35 Falzon, Aaron	0-5	0-3	0-0	0-3-3	0	0	0	0	0	0	20
TEAM	0-0-0										
Totals	21-56	9-23	9-10	8-18	26	60	14	7	2	4	200

TOTAL FG%	1st: 18-30 60.0%	2nd: 3-26 11.5%	Game: 37.5%
3-Pt. FG%	1st: 8-13 61.5%	2nd: 1-10 10.0%	Game: 39.1%
F Throw%	1st: 5-5 100.0%	2nd: 4-5 80.0%	Game: 90.0%

Officials: Terry Oglesby, Gene Steratore, Kelly Pfeifer
Attendance: 12,114 **Halftime Score:** NU, 49-27
Record: MSU 26-3, 14-2; NU 15-13, 6-9

// Key Moment //

Cassius Winston scored 17 points and No. 2 Michigan State erased a 27-point deficit to beat Northwestern 65-60, extending its winning streak to 10 games. Trailing 49-27 at the break, MSU outscored Northwestern 29-4 over the first 14 1/2 minutes, tying it on Nick Ward's tip-in and taking their first lead of the game at 56-53 on Jaren Jackson's three-point play with 5:26 remaining.

// Notes //

- Winston scored 13 of his 17 points in the second half and finished the game with nine rebounds and seven assists.
- Michigan State out-scored Northwestern, 38-11, in the second half and limited the Wildcats to 11.5 percent shooting in the second half (3-of-26).
- The Spartans outrebounded Northwestern, 21-12, in the second half.
- Nick Ward finished with a double-double, scoring 15 points and grabbing a game-high 10 rebounds.
- Michigan State's 27-point comeback was the biggest in Big Ten history and ranks as the fifth-largest in Division I history.



MICHIGAN STATE

2017-18 BOX SCORES



Gavin Schilling and Ben Carter both started against Illinois in their last game at the Breslin Center.



Lourawls "Tum Tum" Nairn Jr. was the last of the team's seniors to leave the floor and kissed the court on Spartan Senior Day.



Michigan State clinched a share of the Big Ten Regular Season title with its win over Illinois.

GAME 30 #2 Michigan State 81
 Illinois 61
 Feb. 20, 2018 • East Lansing, Mich. • Breslin Center

Michigan State	FG	3FG	FT	O-D-R	PF	PTS	A TO	B S	MIN
01 Langford, Joshua g	5-11	3-4	3-4	0-3-3	2	16	5	2	0 0 27
11 Nairn Jr., Lourawls g	0-2	0-2	0-0	0-3-3	2	0	2	2	0 0 24
13 Carter, Ben f	0-2	0-1	0-0	0-3-3	0	0	1	1	0 0 6
22 Bridges, Miles f	4-11	4-7	7-8	0-5-5	0	19	3	1	0 1 33
34 Schilling, Gavin f	2-2	0-0	0-0	4-2-6	0	4	0	0	1 0 11
02 Jackson Jr., Jaren	3-5	1-3	1-2	0-4-4	4	8	0	1	5 0 18
05 Winston, Cassius	4-5	2-3	2-2	0-2-2	3	12	5	0	0 0 15
20 McQuaid, Matt	0-4	0-4	0-0	1-3-4	3	0	1	0	1 0 24
23 Tillman, Xavier	2-2	0-0	1-1	2-0-2	3	5	0	0	1 0 9
25 Goins, Kenny	3-4	1-2	2-2	0-1-1	1	9	2	0	1 1 17
41 George, Connor	0-1	0-1	0-0	0-0-0	0	0	0	0	0 0 1
44 Ward, Nick	1-2	0-0	6-7	0-7-7	2	8	1	1	2 0 15
TEAM				0-0-0					
Totals	24-51	11-27	22-26	7-33-40	20	81	20	8	11 2 20

TOTAL FG% 1st: 12-24 50.0% 2nd: 12-27 44.4% Game: 47.1%
 3-Pt. FG% 1st: 5-11 45.5% 2nd: 6-16 37.5% Game: 40.7%
 F Throw% 1st: 9-11 81.8% 2nd: 13-15 86.7% Game: 84.6%

Illinois	FG	3FG	FT	O-D-R	PF	PTS	A TO	B S	MIN
01 Frazier, Trent g	4-13	3-7	3-5	0-3-3	2	14	5	3	0 1 34
02 Nichols, Kipper f	2-8	1-3	2-2	2-4-6	4	7	2	0	1 0 30
12 Black, Leron f	6-12	1-2	7-8	0-2-2	4	20	1	0	0 1 22
23 Jordan, Aaron g	0-3	0-2	0-0	1-1-2	1	0	0	0	0 0 17
24 Alstork, Mark g	2-6	1-2	3-3	1-1-2	3	8	3	0	0 1 22
03 Lucas, TeJon	2-4	0-0	0-0	0-2-2	1	4	0	0	1 1 20
04 Vesel, Matic	0-0	0-0	0-0	0-0-0	2	0	1	0	0 0 4
10 Cayce, Drew	0-0	0-0	0-0	0-0-0	0	0	0	0	0 0 1
11 Eboigbodin, Greg	1-4	0-0	2-4	1-3-4	3	4	0	1	1 0 23
13 Smith, Mark	0-2	0-0	1-2	0-1-1	1	1	1	0	0 2 19
20 Williams, DaMonte	0-0	0-0	3-4	1-2-3	1	3	0	0	0 0 6
35 Oladimeji, Samson	0-0	0-0	0-0	0-0-0	0	0	0	0	0 0 1
45 Liss, Cameron	0-0	0-0	0-0	0-0-0	0	0	0	0	0 0 1
TEAM				1-2-3					
Totals	17-52	6-16	21-28	7-21-28	22	61	13	5	3 6 200

TOTAL FG% 1st: 11-30 36.7% 2nd: 6-22 27.3% Game: 32.7%
 3-Pt. FG% 1st: 6-11 54.5% 2nd: 0-5 0.0% Game: 37.5%
 F Throw% 1st: 7-10 70.0% 2nd: 14-18 77.8% Game: 75.0%

Officials: Lamont Simpson, Larry Scirotta, Paul Szelc
Attendance: 14,797 **Halftime Score:** MSU, 38-35
Record: MSU 27-3, 15-2; Illinois 13-16, 3-13

// Key Moment //

Sophomore guard/forward Miles Bridges scored 19 points to lead three players in double figures as No. 2/1 Michigan State used a big second half to pull away from Illinois for an 81-61 victory, clinching at least a share of the 2018 Big Ten Regular Season title.

// Notes //

- The 27 wins by the Spartans are the most in a regular season under head coach Tom Izzo.
- Head coach Tom Izzo has led MSU to eight Big Ten Regular Season Championships.
- Michigan State started three seniors - Lourawls "Tum Tum" Nairn Jr., Ben Carter and Gavin Schilling.
- MSU outscored Illinois, 43-26, in the second half.
- The Spartans handed out 20 assists on 24 made field goals, had 14 second-chance points and scored 24 points in the paint.
- After hitting 54.5 percent of their first half 3-pointers, Illinois was limited to none in the second half.
- After committing seven turnovers in the first half, MSU had only one in the second half.

31

#2/1 Michigan State 68
Wisconsin 63
Feb. 25, 2018 • Madison, Wis. • Kohl Center

Michigan State	FG	3FG	FT	O-D-R	PF	PTS	A	T	B	S	MIN
01 Langford, J. g	2-3	1-1	0-0	0-1-1	5	5	0	0	0	0	23
02 Jackson Jr., J. f	3-10	1-6	4-4	1-5-6	1	11	0	0	2	2	31
05 Winston, C. g	7-11	6-6	0-0	1-5-6	1	20	5	4	0	1	38
22 Bridges, Miles f	3-15	0-7	4-4	1-7-8	0	10	3	0	1	1	38
44 Ward, Nick f	5-8	0-0	4-8	2-4-6	4	14	0	2	2	0	17
11 Naim Jr., Lourawls	0-0	0-0	0-0	0-0-0	0	0	1	0	0	0	7
20 McQuaid, Matt	0-1	0-0	0-0	2-0-2	2	0	1	1	0	0	19
23 Tillman, Xavier	2-3	0-0	1-1	3-2-5	2	5	0	2	3	0	12
25 Goins, Kenny	1-2	0-0	1-1	1-0-1	2	3	0	1	0	0	10
34 Schilling, Gavin	0-0	0-0	0-0	2-1-3	1	0	0	2	0	0	5
TEAM				0-2-2							
Totals	23-53	8-20	14-18	13-27-40	18	60	10	13	8	4	200

TOTAL FG% 1st: 13-29 44.8% 2nd: 10-24 41.7% Game: 43.4%
 3-Pt. FG% 1st: 4-11 36.4% 2nd: 4-9 44.4% Game: 40.0%
 F Throw% 1st: 4-8 50.0% 2nd: 10-10 100.0% Game: 77.8%

Wisconsin	FG	3FG	FT	O-D-R	PF	PTS	A	T	B	S	MIN
01 Pritzl, Brevin g	2-6	1-4	2-2	2-7-9	2	7	0	0	1	0	35
21 Iverson, Khalil f	0-2	0-1	0-0	2-1-3	1	0	0	1	0	0	27
22 Happ, Ethan f	6-17	0-0	1-5	3-3-6	4	13	1	2	0	1	32
34 Davison, Brad g	10-19	3-7	7-7	1-2-3	4	30	2	0	0	0	37
35 Reuvers, Nate f	0-4	0-2	2-2	0-0-0	3	2	2	0	0	1	21
02 Ford, Aleem	1-4	1-2	2-3	1-1-2	0	5	1	0	0	1	27
05 Moesch, Aaron	0-0	0-0	0-0	0-0-0	0	0	0	0	0	0	0+
11 Van Vliet, Andy	0-3	0-2	0-0	0-0-0	0	0	1	1	0	0	8
15 Thomas, Charles	3-4	0-0	0-0	1-1-2	1	6	0	0	0	1	11
25 Illikainen, Alex	0-0	0-0	0-0	0-0-0	1	0	0	0	0	0	2
TEAM				2-1-3							
Totals	22-59	5-18	14-19	12-16-28	16	63	7	4	1	4	200

TOTAL FG% 1st: 12-31 38.7% 2nd: 10-28 35.7% Game: 37.3%
 3-Pt. FG% 1st: 2-8 25.0% 2nd: 3-10 30.0% Game: 27.8%
 F Throw% 1st: 1-5 20.0% 2nd: 13-14 92.9% Game: 73.7%

Officials: DJ Carstensen, Bo Boroski, Terry Oglesby
Attendance: 17,287 **Halftime Score:** MSU, 34-27
Record: MSU 28-3, 16-2; WIS 14-17, 7-11

// Key Moment //

Cassius Winston scored 20 points and led four players in double figures as No. 2/1 Michigan State used a late second half rally to pull away from Wisconsin for a 68-63, clinching the outright Big Ten Regular Season title.

// Notes //

- Michigan State's 28 wins are the most in the regular season in program history.
- This was Michigan State's first outright Big Ten Regular Season title since 2009.
- The team's three losses are tied for the fewest in a regular season since the 2000-01 season, when MSU went 24-3.
- This is the first time Michigan State has won 16 Big Ten Conference games.
- After scoring only two points in the first six minutes of the second half, MSU scored 32 in the final 14 minutes.
- MSU hit all 10 of its free throw attempts in the second half, including eight in the final 1:35.
- Cassius Winston connected on all six of his 3-point attempts.
- MSU held a 40-28 advantage on the boards and collected 13 offensive rebounds.
- Miles Bridges scored eight of his 10 points in the final 6:15 of the game, including four free throws in the last minute.

32

#2 Michigan State 63
Wisconsin 60
March 2, 2018 • New York, N.Y. • Madison Square Garden

Michigan State	FG	3FG	FT	O-D-R	PF	PTS	A	T	B	S	MIN
01 Langford, J. g	2-6	0-1	0-0	1-3-4	3	4	0	3	0	2	32
02 Jackson Jr., J. f	3-4	0-1	1-1	1-2-3	5	7	0	1	2	0	15
05 Winston, C. g	6-15	1-7	4-4	1-5-4	1	17	5	2	1	0	35
22 Bridges, Miles f	7-15	3-5	3-4	1-8-9	1	20	2	4	0	1	37
44 Ward, Nick f	3-8	0-0	2-2	3-1-4	1	8	0	0	0	0	15
11 Naim Jr., Lourawls	0-0	0-0	0-0	0-1-1	0	0	1	0	0	0	7
20 McQuaid, Matt	2-4	1-2	0-0	1-2-3	1	5	0	0	0	0	25
23 Tillman, Xavier	1-2	0-0	0-0	1-2-3	0	2	1	0	3	0	12
25 Goins, Kenny	0-1	0-0	0-0	2-1-3	1	0	1	0	0	0	15
34 Schilling, Gavin	0-1	0-0	0-0	0-1-1	1	0	0	0	1	0	7
TEAM				5-0-5							
Totals	24-56	5-16	10-11	16-25-41	14	63	10	11	7	3	200

TOTAL FG% 1st: 10-23 43.5% 2nd: 14-32 42.4% Game: 42.9%
 3-Pt. FG% 1st: 3-6 50.0% 2nd: 2-10 20.0% Game: 31.3%
 F Throw% 1st: 9-9 100.0% 2nd: 1-2 50.0% Game: 90.9%

Wisconsin	FG	3FG	FT	O-D-R	PF	PTS	A	T	B	S	MIN
01 Pritzl, Brevin g	1-7	1-3	0-0	1-3-4	1	3	0	1	0	1	39
21 Iverson, Khalil f	5-6	0-0	0-2	2-3-5	2	10	2	1	0	0	37
22 Happ, Ethan f	10-15	0-0	2-4	1-3-4	2	22	4	1	2	0	26
34 Davison, Brad g	4-14	2-8	0-0	2-2-4	4	10	5	1	0	1	34
35 Reuvers, Nate f	3-8	0-2	0-0	0-3-3	3	6	0	0	0	0	28
02 Ford, Aleem	3-4	3-4	0-0	1-1-2	3	9	0	1	1	0	20
11 Van Vliet, Andy	0-1	0-0	0-0	0-1-1	0	0	1	1	0	0	4
15 Thomas, Charles	0-1	0-0	0-0	1-0-1	2	0	0	0	0	0	6
25 Illikainen, Alex	0-1	0-0	0-0	0-0-0	0	0	0	0	0	0	6
TEAM				2-1-3							
Totals	26-57	6-17	2-6	10-17-27	17	60	12	6	3	2	200

TOTAL FG% 1st: 12-29 41.4% 2nd: 14-28 50.0% Game: 45.6%
 3-Pt. FG% 1st: 3-8 37.5% 2nd: 3-9 33.3% Game: 35.3%
 F Throw% 1st: 1-2 50.0% 2nd: 1-4 25.0% Game: 33.3%

Officials: Bo Boroski, Rob Riley, DJ Carstensen
Attendance: 14,260 **Halftime Score:** MSU, 32-28
Record: MSU 29-3; WIS 15-18

// Key Moment //

Junior guard Matt McQuaid hit a 3-pointer with 1:29 left to give Michigan State's men's basketball team a five-point lead and the Spartans held on for a 63-60 win over No. 9 seed Wisconsin in the quarterfinals of the Big Ten Tournament at Madison Square Garden in New York City.

// Notes //

- Miles Bridges scored 20 points and grabbed nine rebounds, while sophomore guard Cassius Winston added 17 points, five rebounds and five assists.
- Michigan State held a 41-27 advantage in rebounding and collected 16 offensive rebounds.
- MSU had key contributions from the bench, with Matt McQuaid scoring five points and grabbing three rebounds and freshman Xavier Tillman adding two points, three rebounds and three blocked shots.
- Michigan State advances to the Big Ten Tournament Semifinals for the 14th time in program history ... It is the sixth semifinal appearance in the last seven years.
- Bridges is now two points away from 1,000 for his career and would be the 49th player in program history to reach 1,000 points for his career.
- Michigan State now has a 5-4 all-time Big Ten Tournament record against Wisconsin.



2017-18 BOX SCORES

33
GAME

Michigan 75
#2 Michigan State 64
March 3, 2018 • New York, N.Y. • Madison Square Garden

Michigan State	FG	3FG	FT	O-D-R	PF	PTS	A	T	B	S	MIN
01 Langford, J. g	1-8	0-3	0-0	2-5-7	2	2	0	1	0	0	27
02 Jackson Jr., J. f	5-13	1-6	2-2	4-3-7	4	13	1	3	0	0	24
05 Winston, C. g	3-10	0-4	5-5	0-4-4	2	11	5	1	0	1	35
22 Bridges, Miles f	7-18	3-7	0-1	2-5-7	5	17	1	1	0	1	33
44 Ward, Nick f	2-6	0-0	2-2	1-1-2	2	6	0	0	1	0	10
11 Nairn Jr., Lourawls	0-0	0-0	0-0	0-1-1	2	0	1	0	0	0	10
20 McQuaid, Matt	3-5	3-5	0-0	0-2-2	3	9	1	1	0	0	26
23 Tillman, Xavier	2-2	0-0	0-0	0-1-1	2	4	1	0	0	1	12
25 Goins, Kenny	0-0	0-0	0-0	0-1-1	0	0	0	1	0	1	10
34 Schilling, Gavin	1-1	0-0	0-0	0-0-0	1	2	0	0	0	0	13
TEAM				0-1-1							
Totals	24-63	7-25	9-10	9-24-33	23	64	10	8	1	4	200

TOTAL FG% 1st: 11-31 35.5% 2nd: 13-33 40.6% Game: 38.1%
3-Pt. FG% 1st: 2-9 22.2% 2nd: 5-16 31.3% Game: 28.0%
F Throw% 1st: 5-5 100.0% 2nd: 4-5 80.0% Game: 90.0%

Michigan	FG	3FG	FT	O-D-R	PF	PTS	A	T	B	S	MIN
01 Matthews, Charles g	3-6	2-4	4-6	0-6-6	1	12	3	1	0	0	34
03 Simpson, Xavier g	4-8	1-3	6-8	0-7-7	2	15	2	2	0	0	32
04 Livers, Isaiah f	1-1	1-1	0-0	1-1-2	1	3	0	1	0	0	19
12 Abdur-Rahkman, M-A g	6-11	3-6	0-0	0-3-3	1	15	3	1	0	2	38
13 Wagner, Moritz f	4-14	1-7	6-8	1-7-8	3	15	0	0	0	1	28
02 Poole, Jordan	1-2	0-1	0-0	0-2-2	0	2	1	2	0	1	8
05 Simmons, Jaaron	0-1	0-0	0-0	0-0-0	1	0	1	0	0	0	8
15 Teske, Jon	0-0	0-0	0-0	1-2-3	1	0	0	0	1	0	12
22 Robinson, Duncan	2-4	1-3	8-11	1-2-3	3	13	0	1	0	1	21
TEAM				1-1-2							
Totals	21-47	9-25	24-33	5-31-36	13	75	10	9	1	5	200

TOTAL FG% 1st: 9-29 31.0% 2nd: 12-18 66.7% Game: 44.7%
3-Pt. FG% 1st: 4-18 22.2% 2nd: 5-7 71.4% Game: 36.0%
F Throw% 1st: 4-6 66.7% 2nd: 20-27 74.1% Game: 72.7%

Officials: Gene Steratore, Lamont Simpson, Larry Scioritto
Attendance: 19,812 **Halftime Score:** MSU, 29-26
Record: MSU 29-4; Michigan 27-7

// Key Moment //

Michigan State led at halftime, but fell behind in the second half and could not come back, falling to Michigan, 75-64, in the semifinals of the Big Ten Tournament. MSU had a 29-26 lead at the break, but Michigan used an early 11-2 run to take a 36-31 lead. The Spartans would pull to within two points on three occasions, but Michigan extended the lead to nine and MSU could not recover.

// Notes //

- Miles Bridges scored 17 points and had seven rebounds to lead three players in double figures, while freshman forward Jaren Jackson Jr. added 13 points and seven rebounds and sophomore guard Cassius Winston added 11 points, five assists and four rebounds.
- Michigan State shot only 38.1 percent from the floor (24-of-63) and hit only 28.0 percent of its 3-pointers (7-of-25).
- The Spartans were out-rebounded, 36-33, by Michigan State.
- When sophomore guard/forward Miles Bridges hit a 3-pointer in the first half, he became the 49th player in program history to pass the 1,000-point mark for his career.
- Bridges is the fifth player in MSU history to reach 1,000 points in two years.



Miles Bridges led all scorers with 17 points against Michigan in the Big Ten Tournament.



Jaren Jackson Jr. had 13 points and seven rebounds in the Big Ten Tournament Semifinals.



Joshua Langford hit 7-of-10 shots from the field and scored 22 points in the NCAA Tournament first round win over Bucknell.



Cassius Winston had a double-double with 11 points and 10 assists against Bucknell.

<div> <div>GAME</div> <div>34</div> </div>	#2 Michigan State	82
	Bucknell	78
	March 16, 2018 • Detroit, Mich. • Little Caesars Arena	

Michigan State	FG	3FG	FT	O-D-R	PF	PTS	A	T	B	S	MIN
01 Langford, J. g	7-10	1-3	7-8	1-3-4	3	22	2	1	0	0	35
02 Jackson Jr., J. f	2-3	0-0	2-3	2-2-4	3	6	0	1	2	0	18
05 Winston, C. g	3-8	1-5	4-4	1-2-3	2	11	10	2	0	2	34
22 Bridges, Miles f	12-22	3-7	2-4	3-6-9	1	29	4	1	0	0	35
44 Ward, Nick f	4-10	0-0	0-1	0-5-5	3	8	1	1	1	1	17
11 Naim Jr., Lourawls	0-0	0-0	0-0	0-1-1	1	0	3	0	0	0	10
13 Carter, Ben	0-0	0-0	0-2	1-2-3	2	0	0	0	0	0	10
20 McQuaid, Matt	0-2	0-2	0-0	1-1-2	2	0	0	0	0	0	13
23 Tillman, Xavier	3-3	0-0	0-0	1-4-5	1	6	0	1	3	1	19
25 Goins, Kenny	0-0	0-0	0-0	0-0-0	4	0	1	1	0	0	7
34 Schilling, Gavin	0-0	0-0	0-0	0-0-0	0	0	0	1	0	0	2
TEAM				1-3-4							
Totals	31-58	5-17	15-22	11-29-40	22	82	21	10	6	4	20

TOTAL FG%	1st: 19-31 61.3%	2nd: 12-27 44.4%	Game: 53.4%
3-Pt. FG%	1st: 3-8 37.5%	2nd: 2-9 22.2%	Game: 29.4%
F Throw%	1st: 3-4 75.0%	2nd: 12-18 66.7%	Game: 68.2%

Bucknell	FG	3FG	FT	O-D-R	PF	PTS	A	T	B	S	MIN
01 Mackenzie, Kimbal g	2-7	2-3	4-5	1-0-1	4	10	6	1	0	0	33
02 Brown, Stephen g	5-12	4-8	6-8	0-1-1	2	20	3	2	1	0	32
11 Toomer, Avi g	0-1	0-1	0-0	0-0-0	4	0	0	0	0	0	12
20 Fouliland, Nana f	3-13	0-0	1-4	3-2-5	4	7	1	3	0	0	32
23 Thomas, Zach f	7-14	3-4	10-11	0-5-5	5	27	0	0	0	1	29
00 Newman, Paul	0-0	0-0	0-0	0-0-0	0	0	0	0	0	0	1
03 Sotos, Jimmy	2-2	1-1	0-0	2-5-7	1	5	2	2	0	2	24
04 Sestina, Nate	3-4	1-2	0-0	1-6-7	3	7	1	0	0	0	18
14 Robertson, Ben	1-1	0-0	0-0	0-1-1	0	2	0	0	0	0	4
15 Jones, Nate	0-1	0-1	0-0	0-1-1	0	0	0	0	0	0	15
TEAM				0-0-0							
Totals	23-55	11-20	21-28	7-21-28	23	78	13	8	1	3	200

TOTAL FG%	1st: 13-27 48.1%	2nd: 10-28 35.7%	Game: 41.8%
3-Pt. FG%	1st: 5-7 71.4%	2nd: 6-13 46.2%	Game: 55.0%
F Throw%	1st: 9-14 64.3%	2nd: 12-14 85.7%	Game: 75.0%

Officials: Verne Harris, DJ Carstensen, Nate Harris, Jeff Anderson
Attendance: 14,715 **Halftime Score:** MSU, 44-40
Record: MSU 30-4, Bucknell 25-10

// Key Moment //

Miles Bridges scored 29 points, including 19 in the second half, as No. 3 seed Michigan State used a key second half run to pull away from No. 14 seed Bucknell, 82-78, in the first round of the NCAA Tournament at Little Caesars Arena.

// Notes //

- The 29 points scored by Bridges were the most by a Spartan in an NCAA Tournament game since Adreian Payne's school-record 41 points vs. Delaware in the first round in 2014.
- Michigan State shot .534 from the field, marking the 17th time the Spartans have shot at least 50 percent from the floor this season.
- Bridges' 29 points gave him 1,044 for his career, moving him into 47th all-time at Michigan State. He passed Gary Harris (1,025) and Kevin Smith (1,028).
- In its 32 NCAA Tournaments, Michigan State has a record of 25-7 in its first game of the tournament ... Since the field expanded in 1985, the Spartans are 21-7 in the round of 64 ... Tom Izzo is 16-5 in the round of 64.



2017-18 BOX SCORES

35 Syracuse 55
 #2 Michigan State 53
 March 18, 2018 • Detroit, Mich. • Little Caesars Arena

Michigan State	FG	3FG	FT	O-D-R	PF	PTS	A TO	B S	MIN
01 Langford, J. g	4-10	1-4	6-8	2-7-9	1	15	0 5	1 1	40
02 Jackson Jr., J. f	0-4	0-0	2-2	3-5-8	3	2	1 1	0 0	15
05 Winston, C. g	4-12	3-11	4-4	0-1-1	1	15	6 3	0 1	34
22 Bridges, Miles f	4-18	3-12	0-2	3-3-6	2	11	0 0	0 0	35
44 Ward, Nick f	4-5	0-0	2-2	3-2-5	2	10	0 4	0 1	16
11 Naim Jr., Lourawls	0-0	0-0	0-0	0-0-0	0	0	0 0	0 0	2
13 Carter, Ben	1-2	0-0	0-1	2-0-2	1	2	2 0	1 1	23
20 McQuaid, Matt	1-7	1-7	2-2	2-0-2	3	5	2 0	0 0	21
23 Tillman, Xavier	2-5	0-0	1-3	9-3-12	5	5	0 2	0 0	22
25 Goins, Kenny	0-1	0-0	0-0	0-0-0	1	0	0 1	0 0	3
TEAM	3-4-7								
Totals	17-66	8-37	11-16	29-22-51	22	53	11 14	2 4	200

TOTAL FG% 1st: 8-28 28.6% 2nd: 9-38 23.7% Game: 25.8%
 3-Pt. FG% 1st: 5-19 26.3% 2nd: 3-18 16.7% Game: 21.6%
 F Throw% 1st: 4-8 50.0% 2nd: 7-8 87.5% Game: 68.8%

Syracuse	FG	3FG	FT	O-D-R	PF	PTS	A TO	B S	MIN
11 Brissett, Oshae f	4-10	1-4	6-8	2-7-9	1	15	0 5	1 1	40
13 Chukwu, Paschal f	0-1	0-0	1-2	0-2-2	4	1	0 0	0 1	17
21 Dolezal, Marek f	2-5	0-0	2-2	0-6-6	4	6	0 1	2 0	34
23 Howard, Frank g	5-10	0-1	3-3	0-2-2	5	13	1 1	0 1	34
25 Battle, Tyus g	4-15	0-3	9-10	0-1-1	1	17	2 3	0 1	40
02 Moyer, Matthew	0-1	0-0	1-2	0-0-0	0	1	0 0	2 0	8
14 Bayer, Braedon	0-0	0-0	0-0	0-0-0	1	0	0 0	1 1	6
35 Sidibe, Bourama	0-0	0-0	2-4	2-2-4	4	2	0 1	0 0	21
TEAM	3-3-6								
Totals	15-42	1-8	24-31	7-23-30	20	55	3 12	6 5	200

TOTAL FG% 1st: 8-20 40.0% 2nd: 7-22 31.8% Game: 35.7%
 3-Pt. FG% 1st: 1-5 20.0% 2nd: 0-3 0.0% Game: 12.5%
 F Throw% 1st: 5-8 62.5% 2nd: 19-23 82.6% Game: 77.4%

Officials: Roger Ayers, Jeff Anderson, Michael Greenstein
Attendance: 20,360 **Halftime Score:** MSU, 25-22
Record: MSU 30-5, Syracuse 23-13

// Key Moment //

Third-seeded Michigan State fell to No. 11 seed Syracuse, 55-53, in the second round of the NCAA Tournament at Little Caesars Arena Sunday afternoon. The Spartans couldn't overcome their 26-percent shooting from the field as the Orange didn't allow a made basket in the final 5:41 of the game. Syracuse closed the game on a 12-5 run to advance to the Sweet 16.

// Notes //

- The Spartans were held to just 26 percent shooting from the field (17-of-66) and 22 percent from 3-point range (8-of-37), both season lows.
- The 37 3-point attempts were the most by the Spartans in a single game in school history (previous: 35 vs. Virginia Tech on Nov. 22, 2013).
- MSU out-rebounded Syracuse by 21, 51-30, including a 29-7 advantage on the offensive end.
- The Spartans also held a distinctive margin in second-chance points, 21-5.
- MSU held Syracuse to 36 percent shooting (15-of-42) and just 1-of-8 from 3-point range (13 percent).
- Syracuse was 24-of-31 (77 percent) from the free-throw line compared to 11-of-16 (69 percent) for the Spartans.
- Miles Bridges scored 11 points, giving him 1,055 for his career, which moves him into 46th all-time at Michigan State. He passed Marcus Sanders (1,054).



Freshman forward Xavier Tillman scored five points and had a game-high 12 rebounds in the NCAA Tournament loss to Syracuse.



Miles Bridges tallied 11 points and six rebounds against Syracuse.

ALL GAMES: 30-5

#	Player	gp-gs	min	avg	Total		3-Point		F-Throw		Rebounds				pf	dq	a	to	blk	stl	pts	avg
					fg-ga	fg%	3fg-ga	3fg%	ft-fta	ft%	off	def	tot	avg								
22	Bridges, Miles	34-33	1067	31.4	209-457	.457	71-195	.364	93-109	.853	43	194	237	7.0	53	1	92	67	26	21	582	17.1
05	Winston, Cassius	35-34	985	28.1	143-282	.507	75-151	.497	81-90	.900	7	111	118	3.4	69	2	241	87	2	23	442	12.6
44	Ward, Nick	35-34	662	18.9	162-250	.648	1-1	1.000	110-177	.621	94	155	249	7.1	82	0	18	58	47	11	435	12.4
01	Langford, Joshua	35-35	946	27.0	152-354	.429	44-109	.404	62-73	.849	28	77	105	3.0	83	4	54	52	3	13	410	11.7
02	Jackson Jr., Jaren	35-34	764	21.8	119-232	.513	38-96	.396	106-133	.797	52	151	203	5.8	112	5	39	62	106	21	382	10.9
20	McQuaid, Matt	35-2	719	20.5	67-165	.406	52-133	.391	25-29	.862	26	42	68	1.9	59	0	45	25	3	11	211	6.0
34	Schilling, Gavin	34-1	328	9.6	36-51	.706	0-0	.000	28-48	.583	40	76	116	3.4	51	1	12	22	12	8	100	2.9
23	Tillman, Xavier	35-0	305	8.7	39-60	.650	0-0	.000	21-32	.656	35	57	92	2.6	35	1	10	16	23	9	99	2.8
25	Goins, Kenny	31-0	431	13.9	27-59	.458	4-15	.267	7-11	.636	25	63	88	2.8	35	0	37	16	22	12	65	2.1
11	Nairn Jr., Lourawls	35-1	586	16.7	27-54	.500	5-16	.313	1-5	.200	0	32	32	0.9	34	0	102	29	2	8	60	1.7
13	Carter, Ben	23-1	178	7.7	7-17	.412	0-1	.000	1-7	.143	8	20	28	1.2	21	0	20	8	5	3	15	0.7
41	George, Conner	16-0	54	3.4	3-15	.200	0-8	.000	0-2	.000	7	11	18	1.1	6	0	0	2	0	3	6	0.4
Team											40	45	85				15					
Total.....		35	7025		991-1996	.496	290-725	.400	535-716	.747	405	1034	1439	41.1	640	14	670	459	251	143	2807	80.2
Opponents.....		35	7026		774-2108	.367	252-748	.337	471-647	.728	374	689	1063	30.4	698	-	419	349	88	207	2271	64.9

BIG TEN GAMES: 16-2/1st

#	Player	gp-gs	min	avg	fg-ga	fg%	3fg-ga	3fg%	ft-fta	ft%	off	def	tot	avg	pf	dq	a	to	blk	stl	pts	avg
22	Bridges, Miles	18-18	582	32.3	100-222	.450	37-96	.385	63-70	.900	12	96	108	6.0	24	0	46	39	12	12	300	16.7
02	Jackson Jr., Jaren	18-17	400	22.2	71-126	.563	24-56	.429	57-73	.781	17	70	87	4.8	54	2	19	24	63	10	223	12.4
05	Winston, Cassius	18-17	497	27.6	66-131	.504	37-66	.561	45-52	.865	4	60	64	3.6	33	2	117	42	1	6	214	11.9
44	Ward, Nick	18-17	353	19.6	68-111	.613	0-0	.000	61-97	.629	47	85	132	7.3	50	0	11	31	23	7	197	10.9
01	Langford, Joshua	18-18	490	27.2	68-176	.386	18-46	.391	37-43	.860	11	43	54	3.0	46	3	30	24	1	1	191	10.6
20	McQuaid, Matt	18-0	359	19.9	26-68	.382	22-56	.393	8-9	.889	12	22	34	1.9	26	0	20	10	1	5	82	4.6
25	Goins, Kenny	18-0	299	16.6	21-46	.457	4-14	.286	4-5	.800	15	45	60	3.3	21	0	21	7	16	7	50	2.8
34	Schilling, Gavin	18-1	161	8.9	14-20	.700	0-0	.000	13-24	.542	24	40	64	3.6	26	1	4	10	5	4	41	2.3
11	Nairn Jr., Lourawls	18-1	298	16.6	16-32	.500	5-12	.417	0-1	.000	0	13	13	0.7	15	0	45	16	1	4	37	2.1
23	Tillman, Xavier	18-0	131	7.3	14-23	.609	0-0	.000	8-12	.667	13	21	34	1.9	19	0	2	6	10	2	36	2.0
13	Carter, Ben	10-1	43	4.3	2-7	.286	0-1	.000	0-0	.000	1	7	8	0.8	6	0	6	4	0	0	4	0.4
41	George, Conner	6-0	12	2.0	1-6	.167	0-4	.000	0-0	.000	0	3	3	0.5	1	0	0	0	0	0	2	0.3
Team											19	21	40				9					
Total.....		18	3625		467-968	.482	147-351	.419	296-386	.767	175	526	701	38.9	321	8	321	222	133	58	1377	76.5
Opponents.....		18	3625		415-1096	.379	122-361	.338	239-318	.752	190	370	560	31.1	369	-	224	141	44	89	1191	66.2





2017-18 BIG TEN STANDINGS

	Big Ten			Overall		
	W	L	Pct.	W	L	Pct.
1. Michigan State [%]	16	2	.889	30	5	.857
2. Purdue	15	3	.833	30	7	.811
Ohio State	15	3	.833	25	9	.735
4. Michigan #	13	5	.722	33	8	.805
Nebraska	13	5	.722	22	11	.667
6. Penn State	9	9	.500	26	13	.667
Indiana	9	9	.500	16	15	.516
8. Maryland	8	10	.444	19	13	.594
9. Wisconsin	7	11	.389	15	18	.455
10. Northwestern	6	12	.333	15	17	.469
11. Minnesota	4	14	.222	15	17	.469
Illinois	4	14	.222	14	18	.438
Iowa	4	14	.222	14	19	.424
14. Rutgers	3	15	.167	15	19	.441

% Big Ten Champion # Big Ten Tournament Champion

MSU IN BIG TEN STATS

Team (All Games)

Scoring Offense	2nd (80.2)
Scoring Defense	3rd (64.9)
Scoring Margin	1st (+15.3)
Free-Throw Pct.	3rd (.747)
Field-Goal Pct.	1st (.496)
FG Pct. Defense	1st (.367)
3-Pt. FG Pct.	2nd (.400)
3-Pt. FG Pct. Def.	5th (.337)
Rebounding Off.	1st (41.1)
Rebounding Def.	1st (30.4)
Rebound Margin	1st (+10.7)
Blocked Shots	1st (7.2)
Assists	1st (19.1)
Steals	14th (4.1)
Turnover Margin	14th (-3.1)
Assist/TO Ratio	3rd (1.5)
Offensive Reb.	5th (11.6)
Defensive Reb.	1st (29.5)
Offensive Reb. Pct.	1st (.370)
Defensive Reb. Pct.	3rd (.734)
3-Point FG Made	6th (7.8)

Individual (All Games- Top 10)

Miles Bridges

Scoring	6th (17.1)
Rebounding	10th (7.0)
Def. Rebounds	t-3rd (5.7)
Free Throw Pct.	4th (.85.3)
3-Pt. FG Made	t-9th (2.1)

Cassius Winston

3-Pt. FG Pct.	1st (.49.7)
Free Throw Pct.	2nd (.90.0)
Assist	1st (6.9)
3-Pt. FG Made	t-9th (2.1)
Assist/TO	t-2nd (2.8)

Nick Ward

Field Goal Pct.	1st (.648)
Rebounding	t-7th (7.1)
Off. Rebounds	t-3rd (2.7)
Blocks	t-7th (.1.3)

Jaren Jackson Jr.

Blocks	1st (3.1)
--------	-----------

2017-18 ALL-BIG TEN TEAMS

Media

FIRST TEAM

Miles Bridges, Michigan State
Keita Bates-Diop, Ohio State
Tony Carr, Penn State
Carsen Edwards, Purdue
Ethan Happ, Wisconsin

SECOND TEAM

Juwan Morgan, Indiana
Moe Wagner, Michigan
Jordan Murphy, Minnesota
James Palmer Jr., Nebraska
Vincent Edwards, Purdue

THIRD TEAM

Anthony Cowan Jr., Maryland
Jaren Jackson Jr., Mich. State
Nick Ward, Michigan State
Cassius Winston, Mich. State
Isaac Haas, Purdue

HONORABLE MENTION

Leron Black, Illinois
Trent Frazier, Illinois
Jordan Bohannon, Iowa
Tyler Cook, Iowa
Kevin Huerter, Maryland
Muhammad-Ali Abdur-Rahkman, Michigan
Nate Mason, Minnesota
Isaac Copeland Jr., Nebraska
B. McIntosh, Northwestern
Dererk Pardon, Northwestern
Jae'Sean Tate, Ohio State
Lamar Stevens, Penn State
Mike Watkins, Penn State
Dakota Mathias, Purdue

PLAYER OF THE YEAR

Keita Bates-Diop, Ohio State

FRESHMAN OF THE YEAR

Jaren Jackson Jr., Mich. State

COACH OF THE YEAR

Chris Holtmann, Ohio State

Coaches

FIRST TEAM

Miles Bridges, Michigan State
James Palmer Jr., Nebraska
Keita Bates-Diop, Ohio State
Tony Carr, Penn State
Carsen Edwards, Purdue

SECOND TEAM

Juwan Morgan, Indiana
Moe Wagner, Michigan
Jordan Murphy, Minnesota
Vincent Edwards, Purdue
Ethan Happ, Wisconsin

THIRD TEAM

Anthony Cowan Jr., Maryland
Jaren Jackson Jr., Mich. State
Cassius Winston, Mich. State
Jordan Murphy, Minnesota
Isaac Haas, Purdue

HONORABLE MENTION

Leron Black, Illinois
Robert Johnson, Indiana
Tyler Cook, Iowa
Kevin Huerter, Maryland
Muhammad-Ali Abdur-Rahkman, Michigan
Nick Ward, Michigan State
Nate Mason, Minnesota
Isaac Copeland Jr., Nebraska
Lamar Stevens, Penn State
Mike Watkins, Penn State
Dakota Mathias, Purdue

ALL-FRESHMAN TEAM

Trent Frazier, Illinois
Bruno Fernando, Maryland
Jaren Jackson Jr., Mich. State
Kaleb Wesson, Ohio State
Brad Davison, Wisconsin

ALL-DEFENSIVE TEAM

Anthony Cowan Jr., Maryland
Jaren Jackson Jr., Mich. State
Josh Reaves, Penn State
Mike Watkins, Penn State
Dakota Mathias, Purdue

PLAYER OF THE YEAR

Keita Bates-Diop, Ohio State

DEFENSIVE PLAYER OF THE YEAR

Jaren Jackson Jr., Mich. State

FRESHMAN OF THE YEAR

Jaren Jackson Jr., Mich. State

SIXTH MAN OF THE YEAR

Duncan Robinson, Michigan

COACH OF THE YEAR

Chris Holtmann, Ohio State

2018 BIG TEN TOURNAMENT RESULTS

Wednesday, February 28, 2018

Iowa 96, Illinois 87
Rutgers 65, Minnesota 54

Thursday, March 1, 2018

Wisconsin 59, Maryland 54
Michigan 77, Iowa 71 (OT)
Penn State 65, Northwestern 57
Rutgers 76, Indiana 69

Friday, March 2, 2018

Michigan State 63, Wisconsin 60
Michigan 77, Nebraska 58
Penn State 69, Ohio State 68
Purdue 82, Rutgers 75

Saturday, March 3, 2018

Michigan 75, Michigan State 64
Purdue 78, Penn State 70

Sunday, March 4, 2018

Michigan 75, Purdue 66

2018 All-Tournament Team

Moe Wagner, Michigan
Muhammad-Ali Abdur-Rahkman, Michigan
Carsen Edwards, Purdue
Tony Carr, Penn State
Corey Sanders, Rutgers

2018 Most Outstanding Player

Moe Wagner, Michigan



HISTORY & TRADITION



MICHIGAN STATE

1979 NCAA CHAMPIONS

The 1978-79 season was truly a magical one for Coach Jud Heathcote and his Michigan State Spartans. Blending a perfect combination of individual ability, enthusiasm and teamwork, Heathcote formed a cohesive unit that captivated the nation and sellout crowds at Jenison Field House.

The Spartans compiled a 26-6 overall record and went 13-5 in the Big Ten to share the league crown with Purdue and Iowa.

State steamrolled through the NCAA Tournament, ending the season on top of the college basketball world with a 75-64 victory over Larry Bird and unbeaten Indiana State.

The 1978-79 squad gathered at Jenison Field House on Aug. 12, 1989, to play one more game against a team of former Spartan All-Stars. On a hot, sweltering night, the National Championship squad, led by Earvin Johnson's 25 points and 17 rebounds, topped the All-Stars, 95-93, before a sellout crowd of 10,004.




All-Americans Earvin "Magic" Johnson and Greg Kelser led the Spartans to the 1979 NCAA Championship.



Senior Greg Kelser (bottom far right), junior Terry Donnelly (above left) and sophomore Earvin Johnson (above right) enjoyed cutting down the nets.



Jud Heathcote guided the Spartans to the NCAA title in just his third season in East Lansing.



The 1979 title game was the first of many great meetings between Earvin Johnson and Larry Bird (33).



Stars like ISU's Larry Bird and MSU's Greg Kelser helped make the 1979 title game the highest rated game in college basketball history.



Tom Izzo talked to his team about leaving its mark on the program. The 1999-2000 Spartans did more than leave their mark; they set the standard by which all future Michigan State teams would be measured.


Part of being a champion is winning titles, which the Spartans accomplished in winning the National Championship, a third straight Big Ten Championship and a second consecutive Big Ten Tournament title. MSU's three consecutive conference crowns marked only the eighth time in league history that a team won three straight titles.

A champion is also measured by its character. The Spartans displayed their relentless spirit in overcoming many different forms of adversity during the season. From playing the first 13 games of the season without All-America guard Mateen Cleaves to fighting back from significant second-half deficits in three NCAA Tournament games, Michigan State played with contagious emotion.

Finishing the season 32-7, the Spartans capped their championship run with an 89-76 victory over Florida on April 3, 2000, in the RCA Dome in Indianapolis. Michigan State became the first championship team to defeat all six of its NCAA opponents by double figures since the NCAA Tournament expanded to 64 teams.



Tom Izzo guided MSU to the title in his fifth season.



Seniors A.J. Granger (below), Morris Peterson (above) and Mateen Cleaves (left) closed their careers with a national title.





1956-57 BIG TEN CHAMPIONS

16-10 Overall, 10-4 Big Ten


MSU won its first Big Ten Championship under Coach Forrest Anderson. After opening the season with a 4-7 record, the Spartans won 10 in a row and 12-of-13 to capture a league title and advance to the school's first Final Four.



1958-59 BIG TEN CHAMPIONS

19-4 Overall, 12-2 Big Ten

Led by All-American Johnny Green, the Spartans cruised to a Big Ten Championship, winning the league by four games. MSU fell one game short of the Final Four.



1966-67 BIG TEN CHAMPIONS

16-7 Overall, 10-4 Big Ten

Michigan State won its last four games to claim a share of the Big Ten Championship. Indiana, however, earned the NCAA Tournament bid, ending MSU's year in the regular season.



1977-78 BIG TEN CHAMPIONS

25-5 Overall, 15-3 Big Ten

The 1977-78 Spartans established new team highs for overall and Big Ten victories. MSU won the league by three games and fell one game short of making the Final Four.



1979 NCAA CHAMPIONS

1978-79 BIG TEN CHAMPIONS

26-6 Overall, 13-5 Big Ten

After opening Big Ten play at 4-4, MSU won nine-straight games to claim a share of the league. All-Americans Greg Kelser and Earvin Johnson then led MSU to its first National Championship, winning every game by double figures.



1989-90 BIG TEN CHAMPIONS

28-6 Overall, 15-3 Big Ten

The Spartans closed the season with 10 straight conference wins to claim the league title. Junior All-American Steve Smith paced the Spartans, who fell to Georgia Tech in overtime in the NCAA Tournament Sweet 16.

BIG TEN CHAMPIONSHIP TEAMS



1997-98 BIG TEN CHAMPIONS

22-8 Overall, 13-3 Big Ten

Sophomore Mateen Cleaves was named Big Ten Player of the Year as he helped take a team that finished sixth in the league a year before to the first league championship of the Tom Izzo era and a trip to the NCAA Sweet 16.



1998-99 BIG TEN CHAMPIONS

1999 BIG TEN TOURNAMENT CHAMPS

33-5 Overall, 15-1 Big Ten

MSU established a team and Big Ten record by winning 33 games, including a 15-1 league record. After losing the Big Ten opener, the Spartans won 22 straight games, capturing the Big Ten Tournament and advancing to the Final Four.



2000 NCAA CHAMPIONS

1999-2000 BIG TEN CHAMPIONS

2000 BIG TEN TOURNAMENT CHAMPS

32-7 Overall, 13-3 Big Ten

MSU won its third-straight Big Ten Championship and the second NCAA Championship in school history. The Spartans won 20 of their final 22 games, including the last 11 to win a regular-season championship, a Big Ten Tournament title and an NCAA Championship.



2000-01 BIG TEN CHAMPIONS

28-5 Overall, 13-3 Big Ten

The Spartans became the fourth Big Ten team to win four consecutive league titles. MSU also became the ninth school in NCAA Tournament history to make three straight Final Fours.



2008-09 BIG TEN CHAMPIONS

31-7 Overall, 15-3 Big Ten

Michigan State set a school record with eight conference road wins en route to winning the league title by four games, tying the second-largest margin in Big Ten history. MSU then advanced to its fifth Final Four under Coach Izzo, making its way all the way to the title game.



2009-10 BIG TEN CHAMPIONS

28-9 Overall, 14-4 Big Ten

Michigan State set a school mark by winning its first nine conference games. After dropping four of the next six, the Spartans closed with three league wins to claim a share of a second-straight crown. MSU also advanced to a second-straight Final Four.





2011-12 BIG TEN CHAMPIONS 2012 BIG TEN TOURNAMENT CHAMPS

29-8 Overall, 13-5 Big Ten

The Spartans won their third Big Ten title in four years, keyed by seven straight conference wins in February. MSU would go on to capture its third Big Ten Tournament championship and claim a No. 1 seed in the NCAA Tournament.



2017-18 BIG TEN CHAMPIONS

30-5 Overall, 16-2 Big Ten

The Spartans won their eighth Big Ten regular season title under Tom Izzo with a program-record 16 conference wins. MSU closed out the season with 13-straight league wins, earned a No. 3 seed in the NCAA Tournament and won 30 games for the fourth time under Izzo.



2014 BIG TEN TOURNAMENT CHAMPS

29-9 Overall, 12-6 Big Ten

The Spartans tied for second during the regular season, in large part due to a lineup that was decimated by injury. MSU, however, was back at full strength by the time the postseason started, capturing a second Big Ten Tournament crown in three seasons, before advancing to the Elite Eight in the NCAA Tournament.



2016 BIG TEN TOURNAMENT CHAMPS

29-6 Overall, 13-5 Big Ten

Michigan State became the first school to hold five Big Ten Tournament crowns as the Spartans won their third title in five years. During the regular-season, MSU was ranked No. 1 for a school-record four weeks. The Spartans would go on to earn a No. 2 seed in the NCAA Tournament.

BIG TEN TOURNAMENT CHAMPIONSHIPS

5	4	3	2	2	2	1

BIG TEN REGULAR SEASON CHAMPIONSHIPS

IN THE IZZO ERA (1995-96 - PRESENT)

8	5	5	4	3	3	2

BIG TEN REGULAR-SEASON CHAMPIONSHIPS

SINCE MSU JOINED THE BIG TEN IN 1950-51

19	14	14	10	9	9	5
4	2					

1930




ROGER GROVE

Les Gage All-America

GROVE became MSU's first All-American in 1930 when he found a spot on the Les Gage All-America team as a junior. He led the Spartans in scoring both as a junior (90 points) and a senior (135 points), serving as a team captain in 1931 as the Spartans finished the season with a 16-1 mark.

1940




CHET AUBUCHON

Converse Yearbook (3rd)

One of MSU's smallest All-Americans, AUBUCHON led the 1939-40 Spartans in scoring. He was widely recognized for his skills as a ball handler, earning the nickname "Houdini of the Hardwood." He missed the next season due to a serious blood disease, but captained the 1941-42 Spartans.

1956




JULIUS MCCOY

Converse Yearbook (2nd), Helms Foundation (2nd), Associated Press (3rd), UPI (3rd), NABC (3rd)

MCCOY averaged 27.2 points in 1956, nearly tripling the second-best scoring average on the team. He closed his career with 1,377 points in three seasons, leaving MSU as the school's all-time leading scorer at the time.

1957



JACK QUIGGLE

Helms Foundation (1st)

As a junior, QUIGGLE averaged 15.3 points and 5.6 rebounds, leading Michigan State to its first Final Four in school history. He closed the season by averaging 16.5 points in four NCAA Tournament games, earning All-Regional honors.

1958
1959



JOHNNY GREEN

(1958) NABC (2nd), International News Service (2nd), Converse Yearbook (2nd), Sporting News (2nd), Associated Press (3rd), UPI (3rd), Helms Foundation (3rd)

(1959) CONSENSUS SECOND TEAM Helms Foundation (1st), Look Magazine (1st), Converse Yearbook (1st), Associated Press (2nd), NABC (2nd), UPI (2nd), Newspaper Enterprises Assn. (2nd), Sporting News (2nd)

As a sophomore, GREEN earned a spot on the NCAA All-Tournament Team as MSU advanced to the 1957 Final Four. That performance led to two of the strongest seasons in Spartan history. In 1958, he averaged an MSU single-season record 17.8 rebounds to go along with 18.0 points. One year later, he averaged 18.5 points and 16.6 rebounds.

1960



HORACE WALKER

Converse Yearbook (2nd), Helms Foundation (2nd), Associated Press (3rd), UPI (3rd)

WALKER dominated the lane in the Big Ten in 1960. His 18.3 rebounds per game in conference play still stands as a record, despite standing just 6-foot-3. For the year, he averaged 22.6 points and 17.7 rebounds, the second-best single-season total in MSU history.





1970



RALPH SIMPSON

NABC (3rd), Helms Foundation

In his only season of competition with the Spartans, **SIMPSON** burst on the scene in 1970, averaging 29.0 points as a sophomore, the second-best single-season average in MSU history. He also added 10.3 rebounds. After the year, he signed a contract with the Denver Rockets under the ABA's hardship rule.

1974




MIKE ROBINSON

Converse Yearbook (2nd), Helms Foundation

ROBINSON led the Big Ten in scoring as a sophomore and a junior, but earned All-America accolades as a senior, averaging 22.4 points in 1974. He left MSU as the school's all-time leading scorer with 1,717 points and still stands No. 10 on the all-time scoring chart.

1976




TERRY FURLOW

Converse Yearbook (2nd), Associated Press (3rd), UPI (3rd), Helms Foundation

FURLOW averaged 29.4 points as a senior, establishing an MSU single-season scoring average record. In conference games, he averaged a remarkable 31.0 points per game. He finished his career with a then-school-record 1,777 points.

1978
1979



EARVIN "MAGIC" JOHNSON

(1978) NABC (2nd), Associated Press (3rd), UPI (3rd), Helms

(1979) CONSENSUS FIRST TEAM Associated Press (1st), NABC (1st), USBWA (1st), UPI (1st), Sporting News (1st), Converse Yearbook (1st), Wooden Award (1st), Helms

JOHNSON is the only Spartan freshman to earn All-America honors, averaging 17.0 points, 7.9 rebounds and 7.4 assists in 1978. One year later, he became Michigan State's first consensus First-Team All-American, averaging 17.1 points, 7.3 rebounds and an MSU single-season record 8.4 assists. He also led the Spartans with 2.3 steals per game. After coming up one game short of the 1978 Final Four, Johnson and the Spartans captured the 1979 NCAA Championship, as he earned Most Outstanding Player honors.



GREG KELSER

Converse Yearbook (1st), Wooden Award (1st), Associated Press (3rd), Helms Foundation

KELSER was the leading scorer and rebounder on Michigan State's 1979 NCAA Championship team, averaging 18.8 points and 8.7 rebounds per game. He became the first player in Spartan history to record more than 2,000 points and 1,000 rebounds in his career.



JAY VINCENT

AP (3rd)


A sophomore starter on the 1979 NCAA Championship team, **JAY VINCENT** averaged 22.6 points and 8.5 rebounds as a senior in 1981, earning Big Ten Player of the Year honors. Vincent led the Big Ten in scoring in conference games as both a junior and senior.



SAM VINCENT

Sporting News (1st), NABC (2nd), Basketball Times (2nd), Associated Press (3rd), UPI (3rd)

SAM VINCENT averaged 23.0 points in 1985, joining his brother Jay as the only Spartan brothers to earn All-America honors. He averaged a Big Ten-best 23.7 points in conference games. Despite his 6-foot-2 frame, he shot a remarkable 54.4 percent from the field.



SCOTT SKILES

CONSENSUS SECOND TEAM UPI (1st), Sporting News (1st), Basketball Times (1st), Associated Press (2nd), USBWA (2nd), NABC (4th)

SKILES scored a single-season record 850 points as a senior, averaging 27.4 points and leading the Big Ten with 29.1 points per conference game. He also averaged 6.5 assists per game.



STEVE SMITH

(1990) Sporting News (1st), Wooden Award (1st), Basketball Times (2nd), Associated Press (3rd), UPI (3rd) (1991) CONSENSUS SECOND TEAM NABC (1st), Sporting News (1st), Wooden Award (1st), Associated Press (2nd), Basketball Times (2nd), UPI (3rd)

SMITH averaged 20.2 points as a junior. One year later, he averaged 25.1 points to be a consensus pick. At the time he finished his career, Smith was MSU's all-time leading scorer.





1994
1995



SHAWN RESPERT


(1994) UPI (3rd)

(1995) **CONSENSUS FIRST TEAM**

Associated Press (1st), NABC (1st), USBWA (1st), UPI (1st), Sporting News (1st), Basketball Times (1st), Wooden Award (1st)

MSU's all-time leading scorer, **RESPERT** averaged 25.6 points as a senior, earning consensus All-America honors, and winning the Big Ten scoring crown. He shot 47.3 percent from the field and 47.4 percent from 3-point range. A year earlier, he averaged 24.3 points.

1998
1999
2000



MATEEN CLEAVES

(1998) **CONSENSUS SECOND TEAM**

USBWA (1st), Associated Press (2nd), NABC (3rd), Basketball Times (2nd)

(1999) **CONSENSUS FIRST TEAM**

Associated Press (1st), NABC (1st), USBWA (1st), Wooden Award (1st), Sporting News (2nd), Basketball Times (2nd)

(2000) **CONSENSUS SECOND TEAM**

Sporting News (1st), Wooden Award (1st), Associated Press (2nd), Basketball Times (2nd), NABC (3rd)

MSU's only three-time consensus All-American, **CLEAVES** averaged a personal-best 16.1 points in 1998. One year later, he averaged 11.7 points and 7.2 assists as a consensus first-team selection. Despite missing 13 games as a senior, he was still the consensus second-team pick, leading MSU to the 2000 NCAA title.

2000



MORRIS PETERSON

CONSENSUS SECOND TEAM

Sporting News (1st), Wooden Award (1st), AP (2nd), NABC (2nd), USBWA (2nd)

In his only season as a full-time starter, **PETERSON** averaged a team-best 16.8 points as a senior, earning Big Ten MVP honors and leading Michigan State to the 2000 NCAA Championship. As a junior, Peterson became the first reserve in Big Ten history to earn first-team all-league honors.


2001



CHARLIE BELL

Wooden Award (1st), NABC (2nd), ESPN's Dick Vitale (2nd), Associated Press (3rd)

After being a role player for his first three seasons, **BELL** emerged as a star as a senior. The all-around guard averaged 13.5 points, 5.1 assists and 4.7 rebounds in addition to being the squad's top perimeter defender. He opened the season by becoming the first Spartan since Earvin "Magic" Johnson to record a triple-double.



JASON RICHARDSON

CONSENSUS SECOND TEAM

ESPN's Dick Vitale (1st), Associated Press (2nd), USBWA (2nd), Sporting News (2nd), Basketball Times (2nd), NABC (3rd)

RICHARDSON averaged just 5.1 points as a reserve on the 2000 NCAA title team. He returned for his sophomore season as MSU's leading scorer at 14.7 points, including many high-reel plays.



DREW NEITZEL

CBS Sportsline.com (2nd), ESPN's Dick Vitale (2nd)

NEITZEL was MSU's starting point guard in his first two seasons. As a junior, he excelled as MSU's go-to scorer, averaging a team-best 18.1 points per game, while still dishing out 4.3 assists. His scoring increase of +9.8 points is the third-largest amount by a Spartan starter in school history.



DRAYMOND GREEN

CONSENSUS FIRST TEAM

Associated Press (1st), CBSSports.com (1st), NABC (1st), Sporting News (1st), Wooden Award (1st), USBWA (1st)

MSU's first consensus First-Team All-American since 1999, **GREEN** led the Spartans in scoring (16.2 ppg) and rebounding (10.6 rpg), ranking ninth in the nation in rebounding and third in double-doubles. He was the first player from a power six conference to average 15 points, 10 rebounds and three assists since Tim Duncan in 1997. The NABC Division I Player of the Year, he was named Big Ten Player of the Year and Most Outstanding Player of the Big Ten Tournament.





DENZEL VALENTINE

CONSENSUS FIRST TEAM

Associated Press (1st), NABC (1st), Sporting News (1st), USBWA (1st), Wooden Award (1st)

VALENTINE enjoyed the most decorated individual season in Spartan basketball history, collecting six National Player of the Year Awards. He averaged 19.2 points, 7.5 rebounds and 7.8 assists in becoming the only player in NCAA history to average 19 points, seven rebounds and seven assists since the assist became an official statistic in 1983-84. Recipient of the Big Ten Player of the Year and the Big Ten Tournament's Most Outstanding Player awards, Valentine became the first player to lead the Big Ten in overall scoring and assists since 1997.



MILES BRIDGES

CONSENSUS SECOND TEAM

Associated Press (2nd), NABC (2nd), Sporting News (2nd), USBWA (2nd), Wooden Award

BRIDGES, a unanimous All-Big Ten First Team selection as a sophomore, capped off a stellar two-year career in 2017-18. Bridges led Michigan State in scoring with 17.0 points per game, was second on the team with 7.0 rebounds and third on the team with 2.8 assists per game. He ranked sixth in the Big Ten in scoring, 11th in rebounding and fourth in the league in free throw percentage (85.3 percent). He was one of only four players in the country averaging at least 17.0 points, 7.0 rebounds, 2.7 assists and 0.8 blocks per game.

SPARTAN ACADEMIC ALL-AMERICANS



RALPH SIMPSON
1970



GREG KELSER
1979 (FIRST TEAM)



MATT STEIGENGA
1990 (THIRD TEAM)



CHRIS HILL
2003 (THIRD TEAM)
2004 (FIRST TEAM)
2005 (FIRST TEAM)
2005 ACADEMIC AA OF THE YEAR



DREW NEITZEL
2008 (SECOND TEAM)





RETIRED JERSEYS



JUD HEATHCOTE

// 340-220 in 19 years at MSU
// 1979 NCAA Championship
// Three Big Ten Championships
// Coached 23 NBA Draft Picks
// 2001 Inductee MSU Hall of Fame



SCOTT SKILES

Guard - Plymouth, Ind.
// 2,145 Career Points
// 1986 All-American
// 1986 Big Ten Player of the Year
// 1986 Chicago Tribune Silver Basketball



MATEEN CLEAVES

Guard - Flint, Mich.
// Big Ten Career Assists Leader
// 1998, 1999, 2000 All-American
// 1998 & 1999 Big Ten Player of the Year and Chicago Tribune Silver Basketball



STEVE SMITH

Guard - Detroit, Mich.
// 2,263 Career Points
// 1990 & 1991 All-American
// 1990 Chicago Tribune Silver Basketball



JOHNNY GREEN

Center - Dayton, Ohio
// Owns MSU record for career rebounding average
// 1958 & 1959 All-American
// 1959 Chicago Tribune Silver Basketball



SHAWN RESPERT

Guard - Detroit, Mich.
// 2,531 Career Points - MSU leader
// 1994 & 1995 All-American
// 1995 Big Ten Player of the Year
// 1995 Chicago Tribune Silver Basketball



JAY VINCENT

Forward/Center - Lansing, Mich.
// 1,914 Career Points
// 1981 All-American
// 1981 Big Ten Player of the Year



GREGORY KELSER

Forward - Detroit, Mich.
// 2,014 Career Points
// 1,092 Career Reb. - MSU leader
// 1979 All-American
// 1979 Academic All-American



EARVIN JOHNSON

Guard - Lansing, Mich.
// 1978 & 1979 All-American
// 1979 Chicago Tribune Silver Basketball



MORRIS PETERSON

Guard - Flint, Mich.
// 1,588 Career Points
// 2000 All-American
// 2000 Big Ten Player of the Year
// 2000 Chicago Tribune Silver Basketball



EARVIN "MAGIC" JOHNSON

// 1979 NCAA Champion
// Redefined point guard position
// Five-Time NBA Champion
// 2002 Naismith Hall of Fame Inductee
// 2009 National Collegiate Basketball Hall of Fame Inductee
// Three-Time NBA MVP
// Three-Time NBA Finals MVP
// 12-Time NBA All-Star (MVP Twice)
// 13-Year NBA career - Finishing No. 1 in career assists and No. 2 in career steals

Associated Press National Player of the Year

2016 Denzel Valentine

USA TODAY Sports National Player of the Year

2016 Denzel Valentine

Sports Illustrated National Player of the Year

2016 Denzel Valentine

Basketball Times National Player of the Year

1986 Scott Skiles
2016 Denzel Valentine

Sporting News National Player of the Year

1995 Shawn Respert

NABC National Player of the Year

1995 Shawn Respert
2012 Draymond Green
2016 Denzel Valentine

NBC Sports National Player of the Year

2016 Denzel Valentine

Senior CLASS Award

2016 Denzel Valentine

Naismith Memorial Hall of Fame Julius Erving Small Forward of the Year Award

2016 Denzel Valentine

Associated Press National Coach of the Year

1998 Tom Izzo



Denzel Valentine closed out his storied career at Michigan State in 2016 by garnering six national player of the year awards.

Basketball News National Coach of the Year

1998 Tom Izzo

Basketball Times National Coach of the Year

1999 Tom Izzo

CBSSports.com National Coach of the Year

2012 Tom Izzo

Clair Bee National Coach of the Year

2005 Tom Izzo

NABC National Coach of the Year

2001 Tom Izzo
2012 Tom Izzo

USBWA National Coach of the Year

1998 Tom Izzo

Chicago Tribune Silver Basketball

1959 Johnny Green, C
1979 Earvin Johnson, G
1986 Scott Skiles, G
1990 Steve Smith, G
1995 Shawn Respert, G
1998 Mateen Cleaves, G
1999 Morris Peterson, F
2000

Big Ten Player of the Year

(Media or coaches) *

1981 Jay Vincent, F
1986 Scott Skiles, G
1995 Shawn Respert, G
1998 Mateen Cleaves, G
1999 Mateen Cleaves, G (C)
2000 Morris Peterson, F (C)
2009 Kalin Lucas, G
2012 Draymond Green, F
2016 Denzel Valentine, G

* Player of the year selected under the auspices of Associated Press and United Press from 1986-89.

All-Big Ten

FIRST TEAM

1956 Julius McCoy, F
1957 Jack Quiggle, G
Johnny Green, C
Johnny Green, C
Johnny Green, C
Horace Walker, C
Stanley Washington, F
Lee Lafayette, C
Ralph Simpson, F
Michael Robinson, G
Michael Robinson, G
Michael Robinson, G
Lindsay Hairston, C
Lindsay Hairston, C
Terry Furlow, F
Terry Furlow, F
Earvin Johnson, F/G
Earvin Johnson, F/G
Greg Kelsier, F
Jay Vincent, F
Jay Vincent, F
Kevin Smith, G
Sam Vincent, G
Sam Vincent, G
Scott Skiles, G
Steve Smith, G
Steve Smith, G





HONORS & AWARDS

1992	Mike Peplowski, C
1994	Shawn Respert, G
1995	Shawn Respert, G
1998	Mateen Cleaves, G
1999	Mateen Cleaves, G
	Morris Peterson, F
2000	Mateen Cleaves, G
	Morris Peterson, F
2001	Charlie Bell, G (M)
	Jason Richardson, G/F
2002	Marcus Taylor, G
2004	Paul Davis, C
2007	Drew Neitzel, G
2008	Drew Neitzel, G (C)
2009	Kalin Lucas, G
2010	Kalin Lucas, G
2012	Draymond Green, F
2014	Gary Harris, G
2016	Denzel Valentine, G
2018	Miles Bridges, G/F

SECOND TEAM

1953	Al Ferrari, G
1955	Al Ferrari, G
1954	Julius McCoy, F
1958	Robert Anderegg, F
	Jack Quiggle, G
1959	Robert Anderegg, F
1960	Lance Olson, F
1964	George (Pete) Gent, F
1965	Stanley Washington, F
1966	William Curtis, C
1967	Matthew Aitch, C
	Lee Lafayette, C
1968	Lee Lafayette, C
1977	Greg Kelsner, F
1978	Greg Kelsner, F
1981	Kevin Smith, G
1983	Sam Vincent, G
1985	Scott Skiles, G
1986	Darryl Johnson, G
1987	Darryl Johnson, G
1990	Kirk Manns, G
1993	Shawn Respert, G
1995	Eric Snow, G
1996	Quinton Brooks, F
2001	Charlie Bell, G (C)
	Andre Hutson, F
2003	Chris Hill, G
2004	Chris Hill, G
2005	Alan Anderson, F (M)
	Maurice Ager, G (C)
2006	Maurice Ager, G (M)
	Shannon Brown, G
	Paul Davis, C
2008	Drew Neitzel, G (M)
	Raymar Morgan, F
2009	Goran Suton, C
2011	Kalin Lucas, G
2013	Gary Harris, G
	Adreian Payne, F
	Keith Appling, G (C)
2014	Adreian Payne, F
2015	Branden Dawson, F
2016	Bryn Forbes, G
	Matt Costello, F (M)
2017	Miles Bridges, G/F

THIRD TEAM

1958	Larry Hedden, F
1962	George (Pete) Gent, F
1963	George (Pete) Gent, F
1964	Stanley Washington, F
1982	Kevin Smith, G



Jaren Jackson Jr. was named the Big Ten Freshman of the Year and Defensive Player of the Year in 2018, marking the first time since 2007 a player won both awards in the same season.

1983	Kevin Willis, C
1984	Sam Vincent, G
1986	Darryl Johnson, G
1989	Steve Smith, G
1992	Shawn Respert, G
	Mark Montgomery, G
1993	Mike Peplowski, C
1995	Jamie Feick, C
1997	Antonio Smith, F
1998	Antonio Smith, F
1999	Antonio Smith, F
2000	Charlie Bell, G
2002	Adam Ballinger, F (M)
2004	Kelvin Torbert, G (M)
2005	Alan Anderson, F (C)
	Maurice Ager, G (M)
	Paul Davis, C
2006	Maurice Ager, G (C)
2010	Draymond Green, F
	Raymar Morgan, F (C)
2011	Draymond Green, F
2012	Keith Appling, G
2013	Keith Appling, G (M)
2015	Travis Trice, G
	Denzel Valentine, G
2016	Matt Costello, F (C)
2018	Jaren Jackson Jr., F
	Cassius Winston, G
	Nick Ward, F (M)

C-Coaches; M-Media

Big Ten Coach of the Year

1978	Jud Heathcote
1986	Jud Heathcote
1998	Tom Izzo
2009	Tom Izzo
2012	Tom Izzo

Big Ten Freshman of the Year

2013	Gary Harris, G
2017	Miles Bridges, G/F
2018	Jaren Jackson Jr., F

Big Ten Defensive Player of the Year

1990	Ken Redfield, F
1995	Eric Snow, G
2009	Travis Walton, G
2018	Jaren Jackson Jr., F

Big Ten Sixth Man of the Year

2010	Draymond Green, F
------	-------------------

Big Ten Scoring Champions

(Conference game average)	
1972	Mike Robinson (27.2 ppg)
1973	Mike Robinson (26.7 ppg)
1975	Terry Furlow (20.2 ppg)
1976	Terry Furlow (31.0 ppg)
1980	Jay Vincent (22.1 ppg)
1981	Jay Vincent (24.1 ppg)
1985	Sam Vincent (23.7 ppg)
1986	Scott Skiles (29.1 ppg)
1991	Steve Smith (23.2 ppg)
1995	Shawn Respert (25.5 ppg)
2002	Marcus Taylor (17.7 ppg)
2016	Denzel Valentine (19.2 ppg)

Big Ten All-Freshman Team

2004	Shannon Brown, G
2005	Drew Neitzel, G
2007	Raymar Morgan, F
2009	Delvon Roe, F
2012	Branden Dawson, G
2013	Gary Harris, G
2017	Miles Bridges, G/F
2018	Jaren Jackson Jr., F

Big Ten All-Defensive Team

2006	Shannon Brown, G
2007	Travis Walton, G
2008	Travis Walton, G
2009	Travis Walton, G
2011	Delvon Roe, F
2012	Draymond Green, F
2014	Gary Harris, G
2015	Branden Dawson, F

Big Ten Player of the Week

Feb. 28, 1983	Scott Skiles
March 7, 1983	Scott Skiles
Feb. 4, 1985	Sam Vincent
March 4, 1985	Sam Vincent
Jan. 20, 1986	Scott Skiles
Feb. 3, 1986	Scott Skiles
Feb. 17, 1986	Darryl Johnson
Dec. 7, 1988	Steve Smith
Dec. 20, 1988	Steve Smith
Jan. 31, 1989	Kirk Manns
Dec. 4, 1989	Steve Smith
Feb. 13, 1990	Kirk Manns
March 6, 1990	Steve Smith
March 13, 1990	Steve Smith
Jan. 15, 1991	Mike Peplowski
Jan. 22, 1991	Steve Smith
Dec. 23, 1991	Mike Peplowski
Feb. 17, 1992	Mike Peplowski
Dec. 14, 1992	Mike Peplowski
Feb. 28, 1994	Shawn Respert
Jan. 9, 1995	Eric Snow
Jan. 17, 1995	Shawn Respert
Jan. 30, 1995	Shawn Respert
Feb. 27, 1995	Eric Snow
March 13, 1995	Shawn Respert
Jan. 19, 1998	Mateen Cleaves
Feb. 2, 1998	Mateen Cleaves
Jan. 4, 1999	Morris Peterson
Jan. 24, 1999	Mateen Cleaves
Jan. 10, 2000	Morris Peterson
Feb. 7, 2000	Morris Peterson
Feb. 21, 2000	Mateen Cleaves
Nov. 20, 2000	Charlie Bell
Dec. 31, 2000	Charlie Bell
Jan. 15, 2001	Jason Richardson
Feb. 19, 2001	Jason Richardson
Feb. 25, 2002	Adam Ballinger
March 4, 2002	Marcus Taylor
Jan. 27, 2003	Chris Hill
Jan. 19, 2004	Paul Davis
Feb. 2, 2004	Paul Davis
Dec. 13, 2004	Paul Davis
March 7, 2005	Alan Anderson
Nov. 28, 2005	Paul Davis
Dec. 26, 2005	Shannon Brown
Jan. 16, 2006	Paul Davis
March 6, 2006	Paul Davis
Nov. 20, 2006	Drew Neitzel
Nov. 27, 2006	Drew Neitzel
Feb. 26, 2007	Drew Neitzel
Nov. 19, 2007	Raymar Morgan
Jan. 7, 2008	Raymar Morgan
Jan. 28, 2008	Drew Neitzel
March 3, 2008	Goran Suton
Jan. 5, 2009	Raymar Morgan
Jan. 12, 2009	Kalin Lucas
Feb. 16, 2009	Delvon Roe
Feb. 1, 2010	Durrell Summers

March 1, 2010	
Nov. 29, 2010	
Jan. 17, 2011	
Dec. 5, 2011	
Dec. 12, 2011	
Jan. 2, 2012	
Jan. 30, 2012	
Feb. 13, 2012	
Feb. 20, 2012	
Dec. 24, 2012	
Feb. 4, 2013	
Nov. 18, 2013	
Dec. 23, 2013	
Dec. 30, 2013	
Nov. 17, 2014	
Jan. 12, 2015	
Feb. 2, 2015	
Nov. 23, 2015	
Dec. 28, 2015	
Feb. 8, 2016	
Feb. 15, 2016	
Feb. 27, 2017	
Dec. 26, 2017	
Jan. 2, 2018	
Feb. 12, 2018	

Raymar Morgan	1959
Kalin Lucas	
Draymond Green	1978
Keith Appling	
Draymond Green	1979
Keith Appling	
Draymond Green	1986
Draymond Green	1990
Draymond Green	1999
Derrick Nix	
Keith Appling	
Adreian Payne	2000
Adreian Payne	
Keith Appling	
Travis Trice	
Travis Trice	2001
Branden Dawson	
Denzel Valentine	2003
Bryn Forbes	
Denzel Valentine	2005
Denzel Valentine	
Nick Ward	
Miles Bridges	2009
Nick Ward	
Miles Bridges	

Bob Anderegg (Midwest)	
Johnny Green (Midwest)	
Earvin Johnson (Midwest)	
Greg Kelsner (Midwest)	
Earvin Johnson (Midwest)	
Greg Kelsner (Midwest)	
Scott Skiles (Midwest)	
Steve Smith (Southeast)	
Mateen Cleaves (Midwest)	
A.J. Granger (Midwest)	
Morris Peterson (Midwest)	
Mateen Cleaves (Midwest)	
A.J. Granger (Midwest)	
Andre Hutson (Midwest)	
Morris Peterson (Midwest)	
Charlie Bell (South)	
David Thomas (South)	
Paul Davis (South)	
Erazem Lorbek (South)	
Maurice Ager (Austin)	
Shannon Brown (Austin)	
Paul Davis (Austin)	
Kalin Lucas (Midwest)	
Goran Suton (Midwest)	
Travis Walton (Midwest)	
Draymond Green (Midwest)	
Durrell Summers (Midwest)	
Draymond Green (West)	
Gary Harris (East)	
Adreian Payne (East)	
Travis Trice (East)	
Denzel Valentine (East)	

Big Ten Freshman of the Week

Jan. 30, 2012	Branden Dawson
Nov. 19, 2012	Gary Harris
Dec. 10, 2012	Gary Harris
Feb. 18, 2013	Gary Harris
Feb. 1, 2016	DeYonta Davis
Nov. 14, 2016	Miles Bridges
Nov. 28, 2016	Miles Bridges
Dec. 5, 2016	Nick Ward
Dec. 26, 2016	Nick Ward
Jan. 2, 2017	Nick Ward
Jan. 16, 2017	Miles Bridges
Jan. 30, 2017	Miles Bridges
Feb. 20, 2017	Miles Bridges
Feb. 27, 2017	Nick Ward
Nov. 27, 2017	Nick Ward
Dec. 11, 2017	Jaren Jackson Jr.
Jan. 15, 2018	Jaren Jackson Jr.
Jan. 29, 2018	Jaren Jackson Jr.

NCAA Regional Most Outstanding Player

1979	Greg Kelsner (Midwest)
1999	Morris Peterson (Midwest)
2000	Morris Peterson (Midwest)
	Charlie Bell (South)
2001	Shannon Brown (Austin)
2009	Goran Suton (Midwest)
2010	Durrell Summers (Midwest)
2015	Travis Trice (East)

NCAA All-Tournament Team

1957	Johnny Green
1979	Earvin Johnson
	Greg Kelsner
2000	Charlie Bell
	Mateen Cleaves
	A.J. Granger
	Morris Peterson
2009	Kalin Lucas
	Goran Suton

Final Four Most Outstanding Player

1979	Earvin Johnson
2000	Mateen Cleaves

NCAA Tournament All-Regional Team

1957	Johnny Green (Midwest)
	Jack Quiggle (Midwest)



Shannon Brown earned Most Outstanding Player honors at the 2005 Austin Regional, leading MSU to wins over Duke and Kentucky.



Most Valuable Player

(Chicago Tribune Award - Team Vote)

1951	James Snodgrass
1952	William Bower
1953	Al Ferrari
1954	Al Ferrari
1955	Al Ferrari
1956	Julius McCoy
1957	George Ferguson
1958	Johnny Green
1959	Johnny Green
1960	Horace Walker
1961	Arthur Schwarm
1962	George (Pete) Gent
1963	Edward (Ted) Williams
1964	Frederick Thomann
1965	Stanley Washington
1966	Stanley Washington
1967	Matthew Aitch
1968	Lee Lafayette
1969	Lee Lafayette
1970	Ralph Simpson
1971	Bill Kilgore
1972	Bill Kilgore
1973	Bill Kilgore
1974	Michael Robinson
1975	Lindsay Hairston
1976	Terry Furlow
1977	Robert Chapman
1978	Greg Kelser
1979	Earvin Johnson
1980	Jay Vincent
1981	Jay Vincent
1982	Kevin Smith
1983	Sam Vincent
1984	Sam Vincent
1985	Sam Vincent
1986	Scott Skiles
1987	Darryl Johnson
1988	Carlton Valentine
1989	Steve Smith
1990	Steve Smith
1991	Steve Smith
1992	Dwayne Stephens
1993	Mike Peplowski
1994	Shawn Respert
1995	Shawn Respert
1996	Quinton Brooks
1997	Ray Weathers
1998	Mateen Cleaves
1999	Mateen Cleaves
2000	Mateen Cleaves
2001	Morris Peterson
	Andre Hutson
	Jason Richardson
2002	Marcus Taylor
2003	Alan Anderson
	Chris Hill
2004	Paul Davis
2005	Alan Anderson
2006	Maurice Ager
	Shannon Brown
	Paul Davis
2007	Drew Neitzel
2008	Drew Neitzel
	Raymar Morgan
2009	Kalin Lucas
2010	Kalin Lucas
	Raymar Morgan
2011	Kalin Lucas



Kalin Lucas was a three-time team selection for Team MVP.

2012	Draymond Green
2013	Gary Harris
2014	Gary Harris
2015	Travis Trice
2016	Denzel Valentine
2017	Miles Bridges
2018	Miles Bridges

Most Valuable Player

(Charles S. Phillips Award - Media Vote)

1951	Ray Steffen
1952	William Bower
1953	Al Ferrari
1954	Al Ferrari
1955	Al Ferrari
1956	Julius McCoy
1957	Jack Quiggle
1958	Johnny Green
1959	Johnny Green
1960	Horace Walker
1961	Arthur Schwarm
1962	George (Pete) Gent
1963	Edward (Ted) Williams
1964	George (Pete) Gent
1965	William Curtis
1966	Stanley Washington
1967	Matthew Aitch
1968	Lee Lafayette
1969	Lee Lafayette
1970	Ralph Simpson
1971	William Kilgore
1972	Michael Robinson
1973	Michael Robinson
1974	Michael Robinson
1975	Lindsay Hairston
1976	Terry Furlow
1977	Greg Kelser
1978	Earvin Johnson
1979	Earvin Johnson
	Greg Kelser
1980	Jay Vincent
1981	Jay Vincent
1982	Kevin Smith
1983	Scott Skiles
1984	Sam Vincent
1985	Sam Vincent

1986
1987
1988
1989
1990
1991
1992
1993
1994
1995

1996
1997
1998
1999
2000

2001

2002
2003
2004
2005
2006

2007
2008
2009
2010
2011
2012
2013
2014
2015

2016
2017
2018

John E. Benington

Best Defensive Player

1977	James Coutre
1978	Robert Chapman
1979	Earvin Johnson
1980	Terry Donnelly
1981	Rick Kaye
1982	Ben Tower
1983	Ben Tower
1984	Ben Tower
1985	Richard Mudd
1986	Barry Fordham
1987	Vernon Carr
1988	Ed Wright
1989	Ken Redfield
1990	Ken Redfield
1991	Dwayne Stephens
1992	Mark Montgomery
1993	Dwayne Stephens
1994	Eric Snow
1995	Eric Snow
1996	Daimon Beathea
1997	Ray Weathers
1998	Charlie Bell
	Mateen Cleaves
	Antonio Smith
1999	Charlie Bell
2000	Charlie Bell
2001	Charlie Bell
	Andre Hutson
2002	Alan Anderson

HONORS & AWARDS



Most Improved Player

1963	William Berry
1964	Stanley Washington
1965	Edward (Ted) Crary
1966	Matthew Aitch
1967	Heywood Edwards
1968	James Gibbons
1969	Tom Lick
1970	Rudy Benjamin
1971	Paul Dean
1972	Gary Ganakas
1973	Benny White
1974	Lindsay Hairston
1975	William Glover
1976	Dan Riewald
1977	Ronald Charles
1978	Michael Brkovich
1979	Terry Donnelly
1980	Ronald Charles
1981	Ben Tower
1982	Kevin Willis
1983	Kevin Willis
1984	Larry Polec
1985	Sam Vincent
1986	Darryl Johnson
1987	Carlton Valentine
1988	George Papadakos
1989	Kirk Manns
1990	Kirk Manns
1991	Mark Montgomery
1992	Dwayne Stephens
1993	Eric Snow
1994	Anthony Miller
1995	Jamie Feick
1996	Ray Weathers
1997	Antonio Smith
1998	Mateen Cleaves
1999	Morris Peterson
2000	Jason Klein
2001	Morris Peterson
2002	A.J. Granger
2003	Charlie Bell
2004	Jason Andreas
2005	Jason Andreas
2006	Adam Ballinger
2007	Kelvin Torbert
2008	Maurice Ager
2009	Kelvin Torbert
2010	Maurice Ager
2011	Shannon Brown
2012	Goran Suton
2013	Kalin Lucas
2014	Delvon Roe
2015	Durrell Summers
2016	Draymond Green
2017	Mike Kebler
2018	Derrick Nix
	Adreian Payne
	Denzel Valentine
	Denzel Valentine
	Bryn Forbes
	Matt Costello
	Alvin Ellis III
	Nick Ward
	Xavier Tillman

2003	Kelvin Torbert
2004	Kelvin Torbert
2005	Kelvin Torbert
2006	Shannon Brown
2007	Travis Walton
2008	Travis Walton
2009	Travis Walton
2010	Chris Allen
2011	Raymar Morgan
2012	Keith Appling
2013	Keith Appling
2014	Keith Appling
2015	Gary Harris
2016	Branden Dawson
2017	Gary Harris
2018	Branden Dawson
	Lourawls Nairn Jr.
	Eron Harris
	Eron Harris
	Matt McQuaid
	Joshua Langford
	Matt McQuaid

Academic All-Big Ten

1966	Bill Curtis
1968	Steve Rymal
1970	Ralph Simpson
1978	Terry Donnelly
1979	Greg Kelser
1990	Mark Montgomery
1991	Matt Steigenga
1992	Mark Montgomery
1994	Mike Pepowski
1995	Matt Steigenga
1996	Matt Steigenga
	Steve Polonowski
	Erik Qualman
	Steve Nicodemus
	Steve Polonowski
	Mark Prylow
	Steve Nicodemus
	Steve Polonowski



Matt Costello was a three-time Academic All-Big Ten selection.

Big Ten Distinguished Scholar

2014	Colby Wollenman
2015	Colby Wollenman
2016	Colby Wollenman

Academic All-District IV

1990	Matt Steigenga
2003	Chris Hill
2004	Chris Hill
2005	Chris Hill
2008	Drew Neitzel
2015	Colby Wollenman
2016	Colby Wollenman



HONORS & AWARDS

Stephen G. Scofes Inspirational Player*

1963	William Schwarz
1964	Marcus Sanders
1965	John Shick
1966	Edward (Ted) Crary
1967	Edward (Ted) Crary
1968	Gerald Geistler
1969	John Holms
1970	Steve Kirkpatrick
1971	Ronald Gutkowski
1972	Ronald Gutkowski
1973	Gary Ganakas
1974	Robert (Joe) Shackleton
1975	Lovelle Rivers
1976	Benny White
1977	Edgar Wilson
1978	Dan Riewald
	Alfred Brown
1979	Mike Longaker
1980	Mike Longaker
1981	Mike Brkovich
1982	Derek Perry
1983	Derek Perry
1984	Ben Tower
1985	Scott Skiles
1986	Larry Polec
1987	Barry Fordham
1988	Todd Wolfe
1989	Todd Wolfe
1990	Todd Wolfe
1991	Mike Peplowski
1992	Matt Steigenga
1993	Mike Peplowski
1994	Kris Weshinsky
1995	Eric Snow
1996	David Hart
1997	Steve Polonowski
1998	DuJuan Wiley
1999	Antonio Smith
2000	Mateen Cleaves
2001	Brandon Smith
	David Thomas
2002	Mat Ishbia
2003	Adam Wolfe
2004	Jason Andreas
2005	Delco Rowley
2006	Delco Rowley
2007	Travis Walton
2008	Travis Walton
2009	Travis Walton
2010	Isaiah Dahlman
2011	Draymond Green
2012	Draymond Green
	Austin Thornton
2013	Derrick Nix
2014	Denzel Valentine
2015	Lourawls Nairn Jr.
2016	Lourawls Nairn Jr.
2017	Lourawls Nairn Jr.
2018	Lourawls Nairn Jr.

* Sportsmanship Award prior to 1995

Unsung Player

1989	Jim Sarkine
1990	Dave Mueller
1991	Jeff Casler
1992	Ron Haley
1993	Jon Zulauf
1994	Erik Qualman
1995	Mark Prylow

1996
1997
1998

1999
2000

2001
2002

2003
2004

2005
2006

2007
2008

2009
2010

2011
2012

2013
2014

2015
2016

2017
2018

Chairman of the Boards

1996
2000
2001

2002
2003

2004
2005

2006
2007

2008
2009

2010
2011

Antonio Smith
Morris Peterson
Andre Hutson
Jason Klein
Andre Hutson
Andre Hutson
A.J. Granger
David Thomas
Tim Bograkovs
Chris Hill
Jason Andreas
Tim Bograkovs
Rashi Johnson
Tim Bograkovs
Delco Rowley
Matt Trannon
Drew Naymick
Drew Naymick
Isaiah Dahlman
Idong Ibok
Isaiah Dahlman
Mike Kebler
Anthony Ianni
Derrick Nix
Denzel Valentine
Denzel Valentine
Colby Wollenman
Colby Wollenman
Matt Van Dyk
Ben Carter
Xavier Tillman



Ben Carter was named the co-recipient of the Stephen G. Scofes Inspirational Player of the Year in 2018.

2012
2013
2014

Draymond Green
Adreian Payne
Brandon Dawson
Adreian Payne
Denzel Valentine
Brandon Dawson
Matt Costello
Miles Bridges
Nick Ward

Scholar-Athlete Award

1996

1997
1998
1999
2000
2001
2002
2003

Steve Nicodemus
Steve Polonowski
Steve Polonowski
A.J. Granger
Charlie Bell
A.J. Granger
Jason Andreas
Jason Andreas
Chris Hill



Lourawls "Tum Tum" Nairn Jr. won the Inspirational Player Award four times.

HONORS & AWARDS

2004	Chris Hill
2005	Chris Hill
	Drew Naymick
2006	Drew Naymick
2007	Jacob Hannon
	Drew Naymick
2008	Tom Herzog
	Drew Naymick
	Drew Neitzel
2009	Tom Herzog
	Idong Ibok
	Mike Kebler
2010	Tom Herzog
	Mike Kebler
2011	Mike Kebler
2012	Adreian Payne
2013	Adreian Payne
2014	Colby Wollenman
2015	Colby Wollenman
2016	Colby Wollenman
2017	Matt Van Dyk
2018	Kyle Ahrens

Distinguished Spartan Award

1997	Rickey Ayala
1998	Julius McCoy
1999	Robin Roberts
2000	Horace Walker
2001	Johnny Green
2002	Gus Ganakas
2003	Lance Olson
2004	Greg Kelsner
2005	Peter Gent
2006	Kevin Willis
2007	Michael Longaker
2009	Jay Vincent

Antonio Smith Glue and Guts Award

2001	Aloysius Anagonye
	Andre Hutson
2002	Aloysius Anagonye
2003	Aloysius Anagonye
2004	Tim Bograkovs



Aloysius Anagonye won the first three Antonio Smith Glue and Guts Awards.

2005	Tim Bograkovs
2006	Matt Trannon
2007	Travis Walton
2008	Travis Walton
2009	Travis Walton
2010	Draymond Green
2011	Draymond Green
	Delvon Roe
2012	Draymond Green
2013	Derrick Nix
2014	Keith Appling
	Branden Dawson
2015	Lourawls Nairn Jr.
	Denzel Valentine
2016	Denzel Valentine
2017	Eron Harris
2018	Lourawls Nairn Jr.

Tim Bograkovs Walk-On Award

2007	Jacob Hannon
2008	Mike Kebler
2009	Jon Crandell
2010	Jon Crandell
2011	Anthony Ianni
2012	Dan Chapman
2013	Dan Chapman
2014	Keenan Wetzel
	Colby Wollenman
2015	Trevor Bohnhoff
	Matt Van Dyk
2016	Matt Van Dyk
2017	Conner George
2018	Jack Hoiberg

MSU Athletics Hall of Fame

1992	Jack Breslin
	Bob Carey
	Lynn Chadnois
	Lyman Frimodig
	Johnny Green
	Earvin Johnson
	Robin Roberts
	Chet Aubuchon
	Greg Kelsner
	Roger Groove
	Brad Van Pelt
2000	Jud Heathcote
2001	Steve Smith
	Scott Skiles
2007	Julius McCoy
2010	Julius McCoy
2011	Mateen Cleaves
2012	Shawn Respert
2013	Morris Peterson
2015	Charlie Bell

George Alderton Athlete of the Year

(Presented to the top male athlete at MSU)	
1985	Sam Vincent
1986	Scott Skiles
1991	Steve Smith
1995	Shawn Respert
1999	Mateen Cleaves
2000	Mateen Cleaves
2012	Draymond Green

2016	Denzel Valentine
2018	Miles Bridges

Jesse Owens Big Ten Male Athlete of the Year

2012	Draymond Green
2016	Denzel Valentine

Big Ten Conference Medal of Honor

(Presented at each conference institution for outstanding achievement in academics and athletics)

1959	Robert Anderregg
1964	George (Pete) Gent
1979	Greg Kelsner
1981	Jay Vincent
2005	Chris Hill
2008	Drew Neitzel

Dr. James Feurig Achievement & Service Award

(Presented to a graduating senior for athletic and academic success, who demonstrates involvement in school/campus and community activities)

1980	Michael Longaker
1987	Barry Fordham
1992	Matt Steigenga

Chester Brewer Leadership Award

(Presented to a graduating senior for athletic and academic achievement and for possessing a high degree of character, leadership qualities and skill)

1957	Pat Wilson
1968	John Bailey
1980	Terry Donnelly
1995	Eric Snow




Charlie Bell was inducted into the Michigan State Athletics Hall of Fame in 2015.



MICHIGAN STATE

SPARTAN NBA DRAFT PICKS



Gary Harris was selected by the Denver Nuggets in the first round of the 2014 NBA Draft.



Draymond Green was selected by Golden State in the second round of the 2012 NBA Draft.



Jaren Jackson Jr. and Miles Bridges were selected in the first round of the 2018 NBA Draft.

1952

Gordon Stauffer - Indianapolis

1955

Al Ferrari - Milwaukee - 3rd Rd. (Pick 15)

Bob Armstrong - Rochester - 12th Rd. (Pick 87)

1956

Julius McCoy - St. Louis - 7th Rd. (Pick 50)

1957

George Ferguson - Milwaukee - 7th Rd. (Pick 51)

1958

Jack Quiggle - Detroit - 8th Rd. (Pick 58)

1959

Johnny Green - New York - 1st Rd. (Pick 5)

Bob Anderegg - New York - 3rd Rd. (Pick 20)

1960

Horace Walker - St. Louis - 4th Rd. (Pick 30)

1964

Pete Gent - Baltimore - 14th Rd. (Pick 96)

1966

Stan Washington - Los Angeles - 5th Rd. (Pick 48)

Bill Curtis - Chicago - 8th Rd. (Pick 77)

1967

Charles Smith - Baltimore - 11th Rd. (Pick 114)

Matthew Aitch - Detroit - 13th Rd. (Pick 135)

1969

Lee Lafayette - San Francisco - 4th Rd. (Pick 50)

1971

Rudy Benjamin - San Diego - 5th Rd. (Pick 75)

1972

Ralph Simpson - Chicago - 1st Rd. (Pick 11)

1973

Bill Kilgore - Detroit - 9th Rd. (Pick 145)

1974

Mike Robinson - Cleveland - 7th Rd. (Pick 111)

1975

Lindsay Hairston - Detroit - 4th Rd. (Pick 64)

1976

Terry Furlow - Philadelphia - 1st Rd. (Pick 12)

1977

Bob Chapman - Kansas City 5th Rd. (Pick 97)

1979

Earvin Johnson - L.A. Lakers - 1st Rd. (Pick 1)

Greg Kelsner - Detroit - 1st Rd. (Pick 4)

1980

Ron Charles - Chicago - 4th Rd. (Pick 74)

1981

Jay Vincent - Dallas - 2nd Rd. (Pick 24)

Mike Brkovich - Milwaukee - 8th Rd. (Pick 181)

1982

Kevin Smith - Detroit - 9th Rd. (Pick 193)

1983

Derek Perry - Detroit - 6th Rd. (Pick 124)

1984

Kevin Willis - Atlanta - 1st Rd. (Pick 11)

Ben Tower - Detroit - 9th Rd. (Pick 203)

1985

Sam Vincent - Boston - 1st Rd. (Pick 20)

Ken Johnson - Portland - 2nd Rd. (Pick 28)

1986

Scott Skiles - Milwaukee - 1st Rd. (Pick 22)

Larry Polec - Detroit - 7th Rd. (Pick 155)

1987

Darryl Johnson - Golden State - 3rd Rd. (Pick 58)

Vernon Carr - Sacramento - 5th Rd. (Pick 97)

1991

Steve Smith - Miami - 1st Rd. (Pick 5)

1992

Matt Steigenga - Chicago - 2nd Rd. (Pick 52)

1993

Mike Peplowski - Sacramento - 2nd Rd. (Pick 52)

1994

Anthony Miller - Golden State - 2nd Rd. (Pick 39)

1995

Shawn Respert - Portland - 1st Rd. (Pick 8)

Eric Snow - Milwaukee - 2nd Rd. (Pick 43)

1996

Jamie Feick - Philadelphia - 2nd Rd. (Pick 48)

2000

Mateen Cleaves - Detroit - 1st Rd. (Pick 14)

Morris Peterson - Toronto - 1st Rd. (Pick 21)

2001

Jason Richardson - Golden St. - 1st Rd. (Pick 5)

Zach Randolph - Portland - 1st Rd. (Pick 19)

Andre Hutson - Milwaukee - 2nd Rd. (Pick 51)

2002

Marcus Taylor - Minnesota - 2nd Rd. (Pick 51)

2005

Erazem Lorbek - Indiana - 2nd Rd. (Pick 46)

2006

Shannon Brown - Cleveland - 1st Rd. (Pick 25)

Maurice Ager - Dallas - 1st Rd. (Pick 28)

Paul Davis - L.A. Clippers - 2nd Rd. (Pick 34)

2009

Goran Suton - Utah - 2nd Rd. (Pick 50)

2012

Draymond Green - Golden State - 2nd Rd. (Pick 35)

2014

Adreian Payne - Atlanta - 1st Rd. (Pick 15)

Gary Harris - Chicago* - 1st Rd. (Pick 19)

* Traded to Denver on draft night.

2015

Branden Dawson - New Orleans* - 2nd Rd. (Pick 56)

* Traded to LA Clippers on draft night.

2016

Denzel Valentine - Chicago - 1st Rd. (Pick 14)

Deyonta Davis - Boston* - 2nd Rd. (Pick 31)

* Traded to Memphis on draft night.

2018

Jaren Jackson Jr. - Memphis - 1st Rd. (Pick 4)

Miles Bridges - Los Angeles Clippers* - 1st Rd. (Pick 12)

* Traded to Charlotte on draft night.

MILES BRIDGES *Charlotte Hornets*

Miles Bridges was selected by the Los Angeles Clippers with the 12th pick of the first round in the 2018 NBA Draft. He was later traded to the Charlotte Hornets for the No. 11 pick. Bridges made his debut with the Hornets during the NBA Summer League, averaging 15.0 points, 8.2 rebounds and 1.8 assists in five games.

BRYN FORBES *San Antonio Spurs*

Opportunities for Forbes grew in 2017-18 as the Lansing native appeared in 80 games and started 12 for the Spurs. Forbes averaged 6.9 ppg, 1.4 rpg, and 1.0 apg in 19.0 minutes per game. Not selected in the 2016 NBA Draft, Forbes earned a spot with the San Antonio Spurs after a strong showing in the summer league. As a rookie he appeared in 36 games, and averaged double-figure minutes in six play-off appearances. In 2017-18 he appeared in four playoff games averaging 4.3 ppg in 13.5 minutes per game.



DRAYMOND GREEN

Golden State Warriors

Draymond Green won his third NBA Championship during the 2017-18 season. The 2016-17 Defensive Player of the Year has helped lead the Golden State Warriors to three championships in the last four seasons. Individually, he earned Second-Team All-Defense in 2018 and appeared in his third-straight All-Star game. In 2016, he averaged career highs in scoring (14.0 ppg), rebounding (9.5 rpg) and assists (6.0 apg), earning Second-Team All-NBA honors, while also appearing in his first All-Star game and making the All-Defensive First Team for the second straight season. Following the season, Green won a gold medal with Team USA at the 2016 Rio Olympics. In 2014-15, his first year as a starter, Green helped lead the Golden State Warriors to an NBA title, while earning All-Defensive First Team honors in the regular season.





GARY HARRIS *Denver Nuggets*

Gary Harris averaged a career-best 17.5 points in his fourth season with the Denver Nuggets in 2017-18, shooting .396 from 3-point range in his third season as a full-time starter. He added 2.6 rebounds, 2.9 assists and 1.8 steals per game. Among NBA shooting guards, Harris ranked 11th in points per game (17.5), fourth in field goal percentage (48.5), 13th in 3-point percentage (39.6), and third in steals (122). Harris signed a contract extension in October 2017 that will keep him in Denver through the 2021-22 season. A 2014 NBA Draft first rounder, he was traded from the Chicago Bulls to Denver on draft night.



JAREN JACKSON JR. *Memphis Grizzlies*

Jaren Jackson Jr. was selected with the No. 4 pick in the 2018 NBA Draft, the seventh time an MSU player had been picked among the top-10 all-time and the highest pick since 1979. Jackson made his debut for the Grizzlies in the NBA Summer League, averaging 15.7 points, 5.0 rebounds and 2.3 blocked shots in three games.

ZACH RANDOLPH *Sacramento Kings*

In his 17th NBA season, Zach Randolph averaged 14.5 points and 6.7 rebounds per game for the Sacramento Kings. Randolph has been a steady performer in the NBA over the course of his career, averaging a double-double in nine of the last 15 seasons. He earned NBA All-Star honors in 2010 and 2013 and led the Memphis Grizzlies to seven-straight NBA Playoff appearances, including the 2013 Western Conference Finals. Memphis announced plans to retire Randolph's number on July 6, 2017. His 17-year NBA career also includes stints with Portland, New York and the Los Angeles Clippers.

DENZEL VALENTINE *Chicago Bulls*

Denzel Valentine earned his first NBA start on October 26, 2017 in a game against the Atlanta Hawks. Valentine went on to start 37 games for the Bulls in 2017-18 in addition to 77 total appearances. In 2017-18, Valentine averaged career-high's across the board with 10.2 points, 5.1 rebounds, and 3.2 assists. As a rookie Valentine appeared in 57 games, averaging 5.1 points. He was selected by the Chicago Bulls with the 14th pick of the 2016 NBA Draft, becoming the highest Spartan draftee since 2001.



BEHIND THE SCENES

Former MSU assistants Jim Boylan (Cleveland Cavaliers) and Jim Boylen (Chicago Bulls) are NBA assistant coaches. Former MSU video coordinator Paul Rivers is Chief of Staff with the Oklahoma City Thunder. Jordan Ott, a former MSU video coordinator and graduate manager, is an assistant coach with the Brooklyn Nets. Former managers and graduate managers have also found homes in the NBA. Brian Pauga is the Director of Player Personnel for the Minnesota Timberwolves, while Steve Hetzel is an assistant coach with the Orlando Magic. Dan Vincent is special assistant to the head coach/manager of advance scouting with the Cleveland Cavaliers, while Andrew Henk is an assistant equipment manager with the Detroit Pistons. Zach Peterson is the video coordinator for the Milwaukee Bucks, while Nate Babcock is the special assistant to the head coach for the Atlanta Hawks. Mike Pires is a Regional Scout/G-League and College for the San Antonio Spurs. Brian Palazzolo is assistant video coordinator for the Utah Jazz, while Andrew Novak is a basketball operations associate with the Minnesota Timberwolves. Sean Sheldon is a quality assurance assistant for the San Antonio Spurs. Former athletic trainer Quinton Sawyer is now an assistant athletic trainer with the Charlotte Hornets.

NBA Honors & Awards

Naismith Hall of Fame

1979	Pete Newell
2002	Magic Johnson
2016	Tom Izzo

NBA All-Star Selections

1962	Johnny Green
1963	Johnny Green
1965	Johnny Green
1971	Johnny Green
1972	Ralph Simpson (ABA)
1973	Ralph Simpson (ABA)
1974	Ralph Simpson (ABA)
1975	Ralph Simpson (ABA)
1976	Ralph Simpson (ABA)
1980	Magic Johnson
1982	Magic Johnson
1983	Magic Johnson
1984	Magic Johnson
1985	Magic Johnson
1986	Magic Johnson
1987	Magic Johnson
1988	Magic Johnson
1989	Magic Johnson
1990	Magic Johnson
1991	Magic Johnson
1992	Magic Johnson
1992	Kevin Willis
1998	Steve Smith
2010	Zach Randolph
2013	Zach Randolph
2016	Draymond Green
2017	Draymond Green
2018	Draymond Green



Draymond Green has been selected to the last three NBA All-Star Games.

NBA All-Star Game MVP

1990	Magic Johnson
1992	Magic Johnson

NBA Championships

1980	Magic Johnson
1982	Magic Johnson
1985	Magic Johnson
1986	Sam Vincent



Magic Johnson won three NBA MVP awards with the Los Angeles Lakers.

1987	Magic Johnson
1988	Magic Johnson
1997	Matt Steigenga
2003	Steve Smith
	Kevin Willis
2009	Shannon Brown
2010	Shannon Brown
2015	Draymond Green
2017	Draymond Green
2018	Draymond Green

NBA MVP

1987	Magic Johnson
1989	Magic Johnson
1990	Magic Johnson

NBA Finals MVP

1980	Magic Johnson
1982	Magic Johnson
1987	Magic Johnson

NBA Most Improved Player

1991	Scott Skiles
2004	Zach Randolph



Zach Randolph was an NBA All-Star in 2010 and 2013.

NBA Defensive Player of the Year Award

2017	Draymond Green
------	----------------

All-NBA

1972	Ralph Simpson (ABA 2nd Team)
1973	Ralph Simpson (ABA 2nd Team)
1976	Ralph Simpson (ABA 1st Team)

1982	Magic Johnson (2nd Team)
1983	Magic Johnson (1st Team)
1984	Magic Johnson (1st Team)
1985	Magic Johnson (1st Team)
1986	Magic Johnson (1st Team)
1987	Magic Johnson (1st Team)
1988	Magic Johnson (1st Team)
1989	Magic Johnson (1st Team)
1990	Magic Johnson (1st Team)
1991	Magic Johnson (1st Team)
1992	Kevin Willis (3rd Team)
2011	Zach Randolph (3rd Team)
2016	Draymond Green (2nd Team)
2017	Draymond Green (3rd Team)

Slam Dunk Champion

2002	Jason Richardson
2003	Jason Richardson

NBA All-Rookie

1980	Magic Johnson (1st Team)
1982	Jay Vincent (1st Team)
1992	Steve Smith (1st Team)
2001	Morris Peterson (1st Team)
2002	Jason Richardson (1st Team)

NBA Rookie Challenge MVP

2003	Jason Richardson
------	------------------

J. Walter Kennedy Citizenship Award

1992	Magic Johnson
1998	Steve Smith
2005	Eric Snow

NBA Sportsmanship Award

2000	Eric Snow
2002	Steve Smith

NBA All-Defensive Team

2003	Eric Snow (2nd Team)
2015	Draymond Green (1st Team)
2016	Draymond Green (1st Team)
2017	Draymond Green (1st Team)
2018	Draymond Green (2nd Team)

Mannie Jackson Basketball's Human Spirit Award

2013	Magic Johnson
2015	Steve Smith

NBA IBM Award

1984	Magic Johnson
------	---------------

NBA All-Star Weekend Shooting Stars Champion

2004	Magic Johnson
2011	Steve Smith





NBA SPARTANS ALL-TIME STATS

Maurice Ager

Dallas (2006-08)
New Jersey (2007-09)
Minnesota (2010-11)
4-year NBA Avg.
2.1 ppg 0.6 rpg 0.2 apg

Matthew Aitch

Indiana (1967-68)
1-year NBA Avg.
5.6 ppg 3.6 rpg 0.4 apg

Robert Andereg

New York (1959-60)
1-year NBA Avg.
4.0 ppg 2.1 rpg 0.9 apg

Alan Anderson

Charlotte (2005-07)
Toronto (2011-13)
Brooklyn (2013-15)
Washington (2015-16)
L.A. Clippers (2016-17)
8-year NBA Avg.
7.3 ppg 2.2 rpg 1.1 apg

Keith Appling

Orlando (2015-16)
1-year NBA Avg.
1.2 ppg 0.2 rpg 0.2 apg

Chet Aubuchon

Detroit (1946-47)
1-year NBA Avg.
2.2 ppg 0.7 apg

Charlie Bell

Phoenix (2001-02)
Dallas (2001-02)
Milwaukee (2005-10)
Golden State (2010-11)
7-year NBA Avg.
8.5 ppg 2.2 rpg 2.3 apg

Robert Brannum

Sheboygan (1948-50)
Boston (1951-55)
6-year NBA Avg.
7.4 ppg 7.0 rpg 2.1 apg

Shannon Brown

Cleveland (2006-08)
Chicago (2007-08)
Charlotte (2008-09)
Los Angeles Lakers (2008-11)
Phoenix (2011-13)
San Antonio (2013-14)
New York (2013-14)
Miami (2014-15)
9-year NBA Avg.
7.6 ppg 1.9 rpg 1.1 apg

Mateen Cleaves

Detroit (2000-01)
Sacramento (2001-03)
Cleveland (2003-04)
Seattle (2004-06)
6-year NBA Avg.
3.6 ppg 1.0 rpg 1.9 apg

Matt Costello

San Antonio (2012-18)
1-year NBA Avg.
1.0 ppg 2.3 rpg 0.5 apg

Deyonta Davis

Memphis (2016-18)
2-year NBA Avg.
4.3 ppg 3.2 rpg 0.4 apg

Paul Davis

L.A. Clippers (2006-09)
Washington (2009-10)
4-year NBA Avg.
2.6 ppg 1.9 rpg 0.4 apg

Branden Dawson

L.A. Clippers (2015-16)
1-year NBA Avg.
0.8 ppg 0.3 rpg 0.0 apg

Jamie Feick

Charlotte (1996-97)
San Antonio (1996-97)
Milwaukee (1997-99)
New Jersey (1998-2001)
6-year NBA Avg.
4.5 ppg 7.1 rpg 0.7 apg

Al Ferrari

St. Louis (1955-56; '58-62)
Chicago (1962-63)
6-year NBA Avg.
6.8 ppg 2.2 rpg 2.5 apg

Bryn Forbes

San Antonio (2016-18)
2-year NBA Avg.
5.6 ppg 1.0 rpg 0.9 apg

Terry Furlow

Philadelphia (1976-77)
Cleveland (1977-79)
Atlanta (1978-80)
Utah (1979-80)
4-year NBA Avg.
10.7 ppg 2.1 rpg 2.4 apg

Draymond Green

Golden State (2012-18)
6-year NBA Avg.
9.3 ppg 6.9 rpg 4.6 apg

Johnny Green

New York (1959-66)
Baltimore (1965-67)
San Diego (1967-68)
Philadelphia (1967-69)
Cincinnati (1969-72)
Kansas City/Omaha (1972-73)
14-year NBA Avg.
11.6 ppg 8.6 rpg 1.4 apg

Lindsay Hairston

Detroit (1975-76)
1-year NBA Avg.
5.8 ppg 3.8 rpg 0.4 apg

Gary Harris

Denver (2014-18)
4-year NBA Avg.
12.3 ppg 2.5 rpg 2.1 apg

Darryl Johnson

Cleveland (1995-96)
1-year NBA Avg.
1.1 ppg 0.2 rpg 0.1 apg

Earvin Johnson

L.A. Lakers (1979-91; '95-96)
13-year NBA Avg.
19.5 ppg 7.2 rpg 11.2 apg

Ken Johnson

Portland (1985-86)
1-year NBA Avg.
4.1 ppg 3.8 rpg 0.3 apg

Greg Kelsner

Detroit (1979-82)
Seattle (1981-83)
San Diego (1983-84)
Indiana (1984-85)
6-year NBA Avg.
9.7 ppg 4.6 rpg 1.3 apg

Kalin Lucas

Memphis (2014-15)
1-year NBA Avg.
0.0 ppg 0.0 rpg 0.0 apg

Matthew Mazza

Sheboygan (1949-50)
1-year NBA Avg.
3.8 ppg 1.1 apg

Anthony Miller

L.A. Lakers (1994-96)
Atlanta (1996-99; 2000-01; '04-05)
Houston (1998-2001)
Philadelphia (2000-01)
8-year NBA Avg.
2.8 ppg 2.7 rpg 0.4 apg

Adreian Payne

Atlanta (2014-15)
Minnesota (2014-17)
Orlando (2017-18)
4-year NBA Avg.
4.0 ppg 2.9 rpg 0.6 apg

Mike Peplowski

Sacramento (1993-94)
Detroit (1994-95)
Washington (1995-96)
Milwaukee (1995-96)
3-year NBA Avg.
2.6 ppg 2.9 rpg 0.4 apg

Morris Peterson

Toronto (2000-07)
New Orleans (2007-10)
Oklahoma City (2010-11)
11-year NBA Avg.
10.7 ppg 3.5 rpg 1.5 apg

Zach Randolph

Portland (2001-07)
New York (2007-09)
L.A. Clippers (2008-09)
Memphis (2009-17)
Sacramento (2017-18)
17-year NBA Avg.
16.6 ppg 9.1 rpg 1.8 apg

Shawn Respert

Milwaukee (1995-97)
Toronto (1996-98)
Dallas (1997-98)
Phoenix (1998-99)
4-year NBA Avg.
4.9 ppg 1.3 rpg 1.0 apg

Jason Richardson

Golden State (2001-07)
Charlotte (2007-09)
Phoenix (2008-11)
Orlando (2010-12)
Philadelphia (2012-15)
14-year NBA Avg.
17.1 ppg 5.0 rpg 2.7 apg

Ralph Simpson

Denver (1970-76; '77-78)
Detroit (1976-78)
Philadelphia (1978-79)
New Jersey (1978-80)
10-year NBA Avg.
8.4 ppg 2.1 rpg 2.2 apg

Scott Skiles

Milwaukee (1986-87)
Indiana (1987-89)
Orlando (1989-94)
Washington (1994-95)
Philadelphia (1995-96)
10-year NBA Avg.
11.1 ppg 2.5 rpg 6.5 apg

Steve Smith

Miami (1991-95; 2004-05)
Atlanta (1994-99)
Portland (1999-2001)
San Antonio (2001-03)
New Orleans (2003-04)
14-year NBA Avg.
14.3 ppg 3.2 rpg 3.1 apg

Eric Snow

Seattle (1995-98)
Philadelphia (1997-2004)
Cleveland (2004-08)
13-year NBA Avg.
6.8 ppg 2.5 rpg 5.0 apg

Matt Steigenga

Chicago (1996-97)
1-year NBA Avg.
1.5 ppg 1.5 rpg 1.0 apg

Denzel Valentine

Chicago (2016-18)
2-year NBA Avg.
8.0 ppg 4.1 rpg 2.3 apg

Jay Vincent

Dallas (1981-86)
Washington (1986-87)
Denver (1987-89)
San Antonio (1988-89)
Philadelphia (1989-90)
L.A. Lakers (1989-90)
9-year NBA Avg.
15.2 ppg 5.5 rpg 2.0 apg

Sam Vincent

Boston (1985-87)
Seattle (1987-88)
Chicago (1987-90)
Orlando (1990-92)
7-year NBA Avg.
7.8 ppg 2.1 rpg 3.9 apg

Horace Walker

Chicago (1961-62)
1-year NBA Avg.
6.7 ppg 7.2 rpg 1.1 apg

Kevin Willis

Atlanta (1984-95; 2004-05)
Miami (1994-96)
Golden State (1995-96)
Houston (1996-98; 2001-02)
Toronto (1998-2000)
San Antonio (2002-04)
Dallas (2006-07)
20-year NBA Avg.
12.1 ppg 8.4 rpg 0.9 apg



Draymond Green became the third Spartan to win Olympic Gold, representing Team USA at the 2016 Rio Games.

Olympic Games

Magic Johnson	1992
Steve Smith	2000
Draymond Green	2016

Goodwill Games

Shawn Respert	1994
Tom Izzo (Asst. Coach)	2001

World Championships

Steve Smith	1994
Mateen Cleaves	1998
Charlie Bell	2005

Pan American Games

Jud Heathcote (Asst. Coach)	1975, 1987
Mike Peplowski	1991
Matt Steigenga	1999
Chris Hill	2003
Tom Izzo (Head Coach)	2003
Drew Neitzel	2007
Denzel Valentine	2015

Men's Select Team

Jason Richardson	2000
Draymond Green	2014
Gary Harris	2016
Denzel Valentine	2016



Earvin "Magic" Johnson won an Olympic Gold Medal with the original "Dream Team" in 1992.

World University Games

John Benington (Head Coach)	1967
Kevin Willis	1983
Steve Smith	1989
Shawn Respert	1993
Draymond Green	2011
Adreian Payne	2013

National Team Minicamp

Draymond Green	2015
----------------	------

USA Hoop Summit

Zach Randolph	2000
Marcus Taylor	2000
Gary Harris	2012
Joshua Langford	2016
Jaren Jackson Jr.	2017

U-17 World Championships

Jaren Jackson Jr.	2016
-------------------	------

U-19 World Championships

Scott Skiles	1983
Maurice Ager	2003
Paul Davis	2003
Raymar Morgan	2007
Keith Appling	2011



Denzel Valentine was a member of the 2015 Pan American Games squad.



Steve Smith won gold with Team USA at the 2000 Olympic Games in Sydney, Australia.

Young Men's Championship

Zach Randolph	2000
Jason Richardson	2000
Marcus Taylor	2001

USA Youth Dev. Festival

Marcus Taylor	1998
Zach Randolph	1999
Alan Anderson	2000
Paul Davis	2001
Matt Trannon	2001
Shannon Brown	2002
Drew Naymick	2002
Drew Neitzel	2003
Isaiah Dahlman	2005
Tom Herzog	2005
Delvon Roe	2007
Korie Lucious	2007

Under 18 National Team

Chris Allen	2006
-------------	------

Under 16 National Team

Brandon Kearney	2009
-----------------	------

Youth Olympic Games

Brandon Kearney	2010
-----------------	------

USA Olympic Festival

Robert Gonzalez	1979
Ben Tower	1981
Sam Vincent	1981-82
Patrick Ford	1983
Scott Skiles	1983
Mike Peplowski	1989
Matt Steigenga	1989
Dwayne Stephens	1990
Anthony Miller	1991
Quinton Brooks	1993





SPARTAN CAPTAINS

1898-99	*
1899-00	*
1900-01	Charles Blanchard
1901-02	James Cooper
1902-03	Joseph Haftencamp
1903-04	Edward Balbach
1904-05	Foley Tuttle
1905-06	*
1906-07	Edward Krehl
1907-08	Roy Vondette
1908-09	Parnell McKerna
1909-10	Claude Hannish
1910-11	Fred Busch
1911-12	Ralph Chamberlain
1912-13	Robert Goss
1913-14	George Gauthier
1914-15	Oscar Miller
1915-16	Lyman Frimodig
1916-17	Albert McClelland
1917-18	Byron Murray
1918-19	Lawrence Kurtz
1919-20	George Garrett
1920-21	Walter Foster
1921-22	Lloyd Heasley
1922-23	Clarence Fessenden
1923-24	Wesley Eva
1924-25	Matt Nuttlla
1925-26	Paul Hackett
1926-27	Kenneth Drew
1927-28	Verne Dickeson
1928-29	Carl Felt
1929-30	James VanZylen
1930-31	Arthur Haga Roger Grove Edward Scott
1931-32	Dee Pinneo
1932-33	Garold McCaslin Alton Kircher
1933-34	Wendall Patchett
1934-35	Robert Herrick Milo Rouse Arnold VanFaasen
1935-36	Daniel Reck
1936-37	Ron Garlock
1937-38	Howard Kraft
1938-39	Leo Callahan
1939-40	Max Dalrymple Martin Hutt
1940-41	Robert Phillips
1941-42	Chester Aubuchon
1942-43	Carl Petroski
1943-44	No Sched. - World War II
1944-45	Nickolas Hashu
1945-46	Oliver White
1946-47	Robin Roberts
1947-48	Robert Brannum
1948-49	Robert Geahan Jack Wulf
1949-50	Robert Robbins
1950-51	James Snodgrass
1951-52	Clarence (Sonny) Means
1952-53	Erik Furseth
1953-54	Keith Stackhouse
1954-55	Albert Ferrari
1955-56	Walter Godfrey
1956-57	George Ferguson
1957-58	Jack Quiggle
1958-59	Robert Anderegg Johnny Green
1959-60	Lance Olson

1960-61	Horace Walker
1961-62	David Fahs
1962-63	Arthur Schwarm
1963-64	John Lamers
1964-65	George (Pete) Gent
1965-66	Marcus Sanders
1966-67	William Curtis
1967-68	Matthew Aitch
1968-69	John Bailey
1969-70	Lee Lafayette
1970-71	James Gibbons
1971-72	Lloyd Ward
1972-73	Rudy Benjamin
1973-74	Ronald Gutkowski
1974-75	Patrick Miller
1975-76	Bill Kilgore
1976-77	Michael Robinson
1977-78	Lindsay Hairston
1978-79	Terry Furlow
1979-80	Robert Chapman
1980-81	Greg Kelsner
1981-82	Earvin Johnson
1982-83	Greg Kelsner
1983-84	Ronald Charles
1984-85	Terry Donnelly
1985-86	Mike Brkovich
1986-87	Jay Vincent
1987-88	Kurt James
1988-89	Kevin Smith
1989-90	Bill Cawood
1990-91	Derek Perry
1991-92	Benjamin Tower
1992-93	Kevin Willis
1993-94	Sam Vincent
1994-95	Richard Mudd
1995-96	Scott Skiles
1996-97	Larry Polec
1997-98	Darryl Johnson
1998-99	Barry Fordham
2000-01	George Papadakos
2001-02	Carlton Valentine
2002-03	Ed Wright
2003-04	Ken Redfield
2004-05	Todd Wolfe
2005-06	Ken Redfield
2006-07	Steve Smith
2007-08	Steve Smith
2008-09	Steve Smith
2009-10	Matt Steigenga
2010-11	Mark Montgomery
2011-12	Matt Steigenga
2012-13	Mike Peplowski
2013-14	Dwayne Stephens
2014-15	Kris Weshinsky
2015-16	Shawn Respert
2016-17	Eric Snow
2017-18	Shawn Respert
2018-19	Quinton Brooks
2019-20	Jamie Feick
2020-21	Steve Polonowski
2021-22	Antonio Smith
2022-23	Antonio Smith
2023-24	Mateen Cleaves
2024-25	Antonio Smith
2025-26	Mateen Cleaves
2026-27	Jason Klein
2027-28	Thomas Kelley
2028-29	Mateen Cleaves
2029-30	A.J. Granger

2000-01	Morris Peterson
2001-02	Charlie Bell
2002-03	Andre Hutson
2003-04	David Thomas
2004-05	Aloysius Anagonye
2005-06	Adam Ballinger
2006-07	Marcus Taylor
2007-08	Aloysius Anagonye
2008-09	Adam Ballinger
2009-10	Alan Anderson
2010-11	Jason Andreas
2011-12	Kelvin Torbert
2012-13	Alan Anderson
2013-14	Tim Bograkovs
2014-15	Chris Hill
2015-16	Kelvin Torbert
2016-17	Maurice Ager
2017-18	Shannon Brown
2018-19	Paul Davis
2019-20	Delco Rowley
2020-21	Drew Neitzel
2021-22	Travis Walton
2022-23	Drew Neitzel
2023-24	Travis Walton
2024-25	Kalin Lucas
2025-26	Travis Walton
2026-27	Isaiah Dahliman
2027-28	Draymond Green
2028-29	Kalin Lucas
2029-30	Raymar Morgan
2030-31	Draymond Green
2031-32	Kalin Lucas
2032-33	Draymond Green
2033-34	Austin Thornton
2034-35	Keith Appling
2035-36	Russell Byrd
2036-37	Derrick Nix
2037-38	*
2038-39	Branden Dawson
2039-40	Travis Trice
2040-41	Denzel Valentine
2041-42	Matt Costello
2042-43	Lourawls Nairn Jr.
2043-44	Denzel Valentine
2044-45	Eron Harris
2045-46	Lourawls Nairn Jr.
2046-47	Miles Bridges
2047-48	Lourawls Nairn Jr.

* - no captains selected



Antonio Smith was a three-year captain from 1996-97 to 1998-99.



RECORDS

2018-19 MICHIGAN STATE BASKETBALL



INDIVIDUAL

Career

POINTS	NO.	YEARS
1. Shawn Respert	2,531	1990-95
2. Steve Smith	2,263	1987-91
3. Scott Skiles	2,145	1982-86
4. Greg Kelsner	2,014	1975-79
5. Kalin Lucas	1,996	2002-11
6. Jay Vincent	1,914	1977-81
7. Sam Vincent	1,851	1981-85
8. Terry Furlow	1,777	1972-76
9. Paul Davis	1,718	2002-06
10. Mike Robinson	1,717	1971-74

SCORING AVG.	NO. (GMS.)	YEARS
1. Mike Robinson	24.2 (71)	1971-74
2. Shawn Respert	21.2 (119)	1990-95
3. Julius McCoy	20.9 (66)	1953-56
4. Steve Smith	18.5 (122)	1987-91
5. Scott Skiles	18.2 (118)	1982-86
6. Stan Washington	18.0 (69)	1963-66
7. Terry Furlow	17.8 (100)	1972-76
8. Greg Kelsner	17.5 (115)	1975-79
9. Pete Gent	17.4 (66)	1961-64
10. Earvin Johnson	17.1 (62)	1977-79

Season

POINTS	NO.	YEAR
1. Scott Skiles	850	1985-86
2. Terry Furlow	793	1975-76
3. Shawn Respert	778	1993-94
4. Steve Smith	752	1990-91
5. Shawn Respert	716	1994-95
6. Ralph Simpson	667	1969-70
7. Sam Vincent	666	1984-85
8. Morris Peterson	657	1999-2000
9. Maurice Ager	656	2005-06
10. Drew Neitzel	635	2006-07

By Class:

Fresh.: Earvin Johnson - 511 (1977-78)
 Soph.: Ralph Simpson - 667 (1969-70)
 Junior: Shawn Respert - 778 (1993-94)
 Senior: Scott Skiles - 850 (1985-86)

SCORING AVG.	AVG.	YEAR
1. Terry Furlow	29.4	1975-76
2. Ralph Simpson	29.0	1969-70
3. Scott Skiles	27.4	1985-86
4. Julius McCoy	27.2	1955-56
5. Shawn Respert	25.6	1994-95
6. Mike Robinson	25.3	1972-73
7. Steve Smith	25.1	1990-91
8. Mike Robinson	24.7	1971-72
9. Shawn Respert	24.3	1993-94
10. Sam Vincent	23.0	1984-85

By Class:

Fresh.: Earvin Johnson - 17.0 (1977-78)
 Soph.: Ralph Simpson - 29.0 (1969-70)
 Junior: Mike Robinson - 25.3 (1972-73)
 Senior: Terry Furlow - 29.4 (1975-76)

YEAR-BY-YEAR SCORING LEADERS

Based on total points (since 1926-27)

Year	Name, Pos.	Pts. (Avg.)	Year	Name, Pos.	Pts. (Avg.)
1926-27	V. Dickeson, f	62 (NA)	1972-73	Mike Robinson, g	608 (25.3)
1927-28	V. Dickeson, f	100 (NA)	1973-74	Mike Robinson, g	515 (22.4)
1928-29	Arthur Haga, g	99 (NA)	1974-75	Terry Furlow, f	509 (20.4)
1929-30	Roger Grove, f	91 (NA)	1975-76	Terry Furlow, f	793 (29.4)
1930-31	Roger Grove, f	135 (NA)	1976-77	Greg Kelsner, f	565 (21.7)
1931-32	Randy Boeskool, c	80 (NA)	1977-78	Greg Kelsner, f	531 (17.7)
1932-33	Gerald McCaslin, f	92 (NA)	1978-79	Greg Kelsner, f	602 (18.8)
1933-34	Maurice Buysse, c	126 (NA)	1979-80	Jay Vincent, c/f	582 (21.6)
1934-35	Arnold Van Faasen, c	133 (NA)	1980-81	Jay Vincent, c/f	609 (22.4)
1935-36	Ron Garlock, g	109 (NA)	1981-82	Kevin Smith, g	436 (15.6)
1936-37	Leonard Oesterink, f	112 (NA)	1982-83	Sam Vincent, g	498 (16.6)
1937-38	George Falkowski, f	173 (NA)	1983-84	Scott Skiles, g	405 (14.5)
1938-39	George Falkowski, f	119 (NA)	1984-85	Sam Vincent, g	666 (23.0)
1939-40	Chet Aubuchon, g	169 (NA)	1985-86	Scott Skiles, g	850 (27.4)
1940-41	Max Hindman, f	144 (NA)	1986-87	Darryl Johnson, g	618 (22.1)
1941-42	Joe Gerard, f	239 (NA)	1987-88	Carlton Valentine, f	371 (13.3)
1942-43	John Cawood, f	118 (NA)	1988-89	Steve Smith, g	585 (17.7)
1943-44	No team due to World War II		1989-90	Steve Smith, g	627 (20.2)
1944-45	Sam Fortino, f	203 (11.9)	1990-91	Steve Smith, g	752 (25.1)
1945-46	Sam Fortino, f	251 (12.0)	1991-92	Shawn Respert, g	474 (15.8)
1946-47	Bob Geahan, f	235 (11.2)	1992-93	Shawn Respert, g	563 (20.1)
1947-48	Bob Brannum, c	344 (15.6)	1993-94	Shawn Respert, g	778 (24.3)
1948-49	Bill Rapchak, f	211 (10.6)	1994-95	Shawn Respert, g	716 (25.6)
1949-50	Dan Smith, f	207 (9.4)	1995-96	Quinton Brooks, f	505 (16.3)
1950-51	Ray Steffen, c	186 (8.9)	1996-97	Ray Weathers, c	395 (13.6)
1951-52	Keith Stackhouse, f	236 (11.8)	1997-98	Mateen Cleaves, g	484 (16.1)
1952-53	Al Ferrari, f	351 (16.0)	1998-99	Morris Peterson, f	516 (13.6)
1953-54	Julius McCoy, f	409 (18.6)	1999-2000	Morris Peterson, f	657 (16.8)
1954-55	Al Ferrari, f	442 (20.1)	2000-01	Jason Richardson, g	486 (14.7)
1955-56	Julius McCoy, f	600 (27.2)	2001-02	Marcus Taylor, g	488 (16.8)
1956-57	Jack Quiggle, g	384 (15.3)	2002-03	Chris Hill, g	479 (13.7)
1957-58	Johnny Green, c	397 (18.0)	2003-04	Paul Davis, c	474 (15.8)
1958-59	Bob Anderegg, f	450 (19.5)	2004-05	Maurice Ager, g	464 (14.1)
1959-60	Horace Walker, f/c	473 (22.6)	2005-06	Maurice Ager, g	656 (19.3)
1960-61	Dick Hall, f/c	390 (16.2)	2006-07	Drew Neitzel, g	635 (18.1)
1961-62	Pete Gent, f	311 (14.1)	2007-08	Raymar Morgan, f	505 (14.0)
1962-63	Pete Gent, f	329 (16.4)	2008-09	Kalin Lucas, g	559 (17.4)
1963-64	Pete Gent, f	506 (21.0)	2009-10	Kalin Lucas, g	490 (14.8)
1964-65	Stan Washington, f	490 (21.3)	2010-11	Kalin Lucas, g	578 (17.0)
1965-66	Stan Washington, f	397 (18.0)	2011-12	Draymond Green, f	601 (16.2)
1966-67	Matthew Aitch, c	376 (16.3)	2012-13	Keith Appling, g	481 (13.4)
1967-68	Lee Lafayette, c/f	405 (16.8)	2013-14	Gary Harris, g	586 (16.7)
1968-69	Lee Lafayette, c/f	430 (18.7)	2014-15	Travis Trice, g	598 (15.3)
1969-70	Ralph Simpson, g	667 (29.0)	2015-16	Denzel Valentine, g	595 (19.2)
1970-71	Rudy Benjamin, g	520 (21.2)	2016-17	Nick Ward, f	485 (13.9)
1971-72	Mike Robinson, g	594 (24.7)	2017-18	Miles Bridges, f	582 (17.0)

TEAM

Season

TOTAL PTS	PTS.	GAMES
1. 1999-2000	2,889	39
2. 2013-14	2,870	38
3. 2017-18	2,807	35
4. 2015-16	2,793	35
5. 2014-15	2,773	39

SCORING AVG.	AVG.	GAMES
1. 1963-64	92.1 (2,211)	24
2. 1964-65	85.9 (1,977)	23
3. 1985-86	83.1 (2,576)	31
4. 1958-59	82.0 (1,886)	23
5. 1972-73	81.8 (1,964)	24

Game

POINTS	OPPONENT	DATE
1. 121	Morehead St.	12/1/1992
2. 118	Alcorn State	12/13/2008
118	Oklahoma	12/21/1963
4. 117	Ball State	12/29/1994
5. 114	Michigan	3/4/2000

Big Ten Game

POINTS	OPPONENT	DATE
1. 114	Michigan	3/4/2000
2. 110	Purdue	3/1/1965
3. 107	Iowa	2/15/1964
107	Indiana	1/11/1964
107	Iowa	2/22/1964
107	Northwestern	2/29/1964

TOP INDIVIDUAL GAMES

50	Terry Furlow vs. Iowa	1/5/1976 (MSU 105-88)
48	Terry Furlow vs. Northwestern.....	1/8/1976 (NU 105-89)
45	Scott Skiles vs. Minnesota.....	1/18/1986 (UM 76-71)
	Julius McCoy vs. Notre Dame.....	12/21/1955 (MSU 84-78)
43	Shawn Respert vs. Minnesota	2/23/1994 (MSU 85-68)
	Scott Skiles vs. Ohio State.....	3/8/1986 (MSU 91-81)
42	Darryl Johnson vs. BYU.....	12/29/1986 (BYU 96-88)
	Terry Furlow vs. Ohio State.....	1/10/1976 (MSU 92-82)
	Ralph Simpson vs. W. Mich.....	12/13/1969 (MSU 86-71)
41	Adreian Payne vs. Delaware.....	3/20/2014 (MSU 93-78)
	Terry Furlow vs. Detroit	12/22/1975 (UD 85-82)
	Rudy Benjamin vs. Butler.....	12/14/1970 (MSU 99-75)
	Julius McCoy vs. Michigan.....	2/6/1956 (MSU 86-76)
40	Shawn Respert vs. Indiana	1/11/1995 (IU 89-82)
	Shawn Respert vs. Indiana	3/9/1994 (MSU 94-78)
	Kirk Manns vs. Purdue.....	1/25/1989 (MSU 106-83)
	Scott Skiles vs. Michigan.....	1/25/1986 (MSU 91-79)
	Terry Furlow vs. Indiana	2/9/1976 (IU 85-70)
	Mike Robinson vs. Northwestern.....	3/3/1973 (MSU 86-72)
	Ralph Simpson vs. Oregon	1/25/1986 (UO 87-82)
	Julius McCoy vs. Ohio State	1/28/1956 (MSU 94-91)
39	Shawn Respert vs. Iowa	3/8/1995 (IU 79-78)
	Steve Smith vs. Minnesota	3/3/1990 (MSU 75-73)
	Sam Vincent vs. Purdue.....	1/10/1985 (MSU 81-72 OT)
38	Steve Smith vs. Central Mich.....	12/20/1990 (MSU 74-61)
	Terry Furlow vs. Michigan	2/14/1976 (UM 81-64)
	Mike Robinson vs. Iowa.....	1/15/1973 (MSU 76-74)
37	Shawn Respert vs. Nebraska.....	12/10/1994 (UN 96-91)
	Jay Vincent vs. Minnesota.....	2/28/1981 (UM 92-89 ot)
	Mike Robinson vs. Michigan.....	3/4/1972 (MSU 96-92)
	Ralph Simpson vs. Minnesota.....	1/30/1970 (UM 92-87)
36	Maurice Ager vs. Gonzaga.....	11/22/2005 (GU 109-106, 3OT)
	Steve Smith vs. Michigan	3/1/1990 (MSU 78-70)
	Steve Smith vs. Auburn	11/24/1989 (MSU 92-79)
	Scott Skiles vs. Wisconsin.....	1/30/1986 (MSU 83-81)
	Jay Vincent vs. Iowa	1/10/1981 (UI 65-57)
	Jay Vincent vs. Michigan.....	2/16/1980 (MSU 82-74)
	Greg Kelsner vs. Detroit.....	12/21/1977 (MSU 103-74)
	Terry Furlow vs. Ohio State.....	2/3/1975 (MSU 101-83)
	Mike Robinson vs. Central Mich.....	12/1/1973 (MSU 78-70)
	Ralph Simpson vs. Eastern Ky.....	12/1/1969 (MSU 89-35)
	Bill Curtis vs. Michigan	1/26/1965 (UM 103-98)
35	Shawn Respert vs. Illinois	2/15/1995 (MSU 68-58)
	Steve Smith vs. Illinois	1/17/1991 (MSU 71-68)
	Steve Smith vs. Evansville	12/18/1990 (MSU 81-76)
	Scott Skiles vs. Northwestern.....	2/27/1986 (MSU 82-48)
	Scott Skiles vs. Ohio St.....	2/24/1983 (MSU 101-94 3OT)
	Terry Furlow vs. Illinois.....	1/24/1976 (MSU 74-63)
	Ralph Simpson vs. Purdue	2/3/1970 (PU 105-86)
	Ralph Simpson vs. Notre Dame.....	1/20/1970 (MSU 85-82)
	Ted Williams vs. Purdue	3/4/1963 (PU 94-93)
	Lance Olson vs. Iowa.....	1/23/1960 (MSU 90-80)
	Julius McCoy vs. Wisconsin.....	2/27/1956 (MSU 89-82)

By Class

Freshman: 33 - Miles Bridges vs. Purdue (1/24/2017)
 Sophomore: 42 - Ralph Simpson vs. W. Mich. (12/13/1969)
 Junior: 45 - Julius McCoy vs. Notre Dame (12/21/1955)
 Senior: 50 - Terry Furlow vs. Iowa (1/5/1976)



Terry Furlow owns the top two single-game scoring efforts in MSU history.

TOP TEAM GAMES


PTS.	OPP. (MSU-OPP.)	DATE (LOCATION)
121	Morehead State (121-53).....	12/1/1992 (East Lansing)
118	Alcorn State (118-60).....	12/13/2008 (East Lansing)
	Oklahoma (118-100).....	12/21/1963 (Tempe, Ariz.)
117	Ball State (117-95).....	12/29/1994 (East Lansing)
114	Michigan (114-63).....	3/4/2000 (East Lansing)
111	Cleveland State (111-61).....	12/29/2017 (East Lansing)
111	Cleveland State (111-68).....	12/12/1994 (East Lansing)
110	Nebraska Omaha (110-68).....	12/4/2011 (East Lansing)
	Purdue (110-92).....	3/1/1965 (East Lansing)
109	Northern Michigan (109-86).....	11/30/1963 (East Lansing)
	Western Mich. (109-69).....	12/13/1978 (Kalamazoo, Mich.)
108	Savannah State (108-52).....	12/31/2017 (East Lansing)
107	Houston Baptist (107-62).....	12/18/2017 (East Lansing)
	East Tenn. State (107-81).....	12/9/1993 (East Lansing)
	Northwestern (107-97).....	2/29/1964 (East Lansing)
	Iowa (107-89).....	2/22/1964 (Iowa City, Iowa)
	Iowa (107-82).....	2/15/1964 (East Lansing)
	Indiana (107-103).....	1/11/1964 (East Lansing)
106	UMass (106-68).....	11/28/2009 (Atlantic City, N.J.)
	Gonzaga (106-109, 3OT).....	11/22/2005 (Lahaina, Hawaii)
	Purdue (106-83).....	1/25/1989 (East Lansing)
	Wisconsin (106-90).....	1/6/1964 (East Lansing)
105	Iowa (105-88).....	1/5/1976 (East Lansing)
	Wisconsin (105-87).....	1/25/1975 (East Lansing)
104	UW-Green Bay (104-46).....	11/23/2004 (East Lansing)
	Florida A&M (104-72).....	11/19/2004 (East Lansing)
	Bowling Green (104-81).....	12/7/1963 (East Lansing)
103	Indiana (103-74).....	3/2/2008 (East Lansing)
	Loyola (Ill.) (103-71).....	12/9/2000 (Chicago, Ill.)
	Central Michigan (103-60).....	1/29/1985 (East Lansing)
	Detroit (103-74).....	12/21/1977 (Detroit)
	Rochester (103-61).....	12/29/1972 (Rochester, N.Y.)
	Wichita State (103-68).....	12/10/1966 (East Lansing)
	Michigan (103-91).....	2/14/1959 (East Lansing)
102	Nicholls State (102-52).....	11/27/2004 (East Lansing)
	New Hampshire (102-65).....	12/30/1977 (Norfolk, Va.)
	Ohio State (102-99).....	1/27/1964 (East Lansing)
	Alma (102-3).....	2/1/1902 (East Lansing)
101	New Orleans (101-48).....	12/28/2013 (East Lansing)
	Nebraska (101-78).....	12/4/1991 (East Lansing)
	Ohio State (101-94, 3OT).....	2/24/1983 (East Lansing)
	Marshall (101-82).....	12/19/1981 (East Lansing)
	Pennsylvania (101-87).....	3/24/1979 (Salt Lake City, Utah)
	Ohio State (101-83).....	2/3/1975 (Columbus, Ohio)
	Western Michigan (101-100).....	12/4/1963 (East Lansing)
100	Mississippi Valley St. (100-53).....	11/18/2016 (East Lansing)
	Iaho (100-62).....	11/16/2008 (East Lansing)
	Iowa (100-91).....	2/12/1972 (Iowa City, Iowa)



1. SHAWN RESPERT - 2,531 POINTS

Respert scored his 1,000th point in his 56th game vs. Penn State (March 13, 1993).

Year	GP/GS	FG-FGA	Pct.	3FG-FGA	Pct.	FT-FTA	Pct.	Reb/Avg.	Ast./Avg.	Pts./Avg.
1990-91	1/0	0-2	.000	0-0	.000	0-0	.000	0/0.0	0/0.0	0/0.0
1991-92	30/30	173-344	.503	60-132	.454	68-78	.872	64/2.1	62/2.1	474/15.8
1992-93	28/28	192-399	.481	60-140	.429	119-139	.856	111/4.0	73/2.6	563/20.1
1993-94	32/32	272-562	.484	92-205	.449	142-169	.840	127/4.0	81/2.5	778/24.3
1994-95	28/28	229-484	.473	119-251	.474	139-160	.869	111/4.0	85/3.0	716/25.6
Totals	119/118	866-1791	.483	331-728	.455	468-546	.857	413/3.4	301/2.5	2531/21.2



2. STEVE SMITH - 2,263 POINTS

Smith scored his 1,000th point in his 66th game vs. Furman (Dec. 2, 1989).

Year	GP/GS	FG-FGA	Pct.	3FG-FGA	Pct.	FT-FTA	Pct.	Reb/Avg.	Ast./Avg.	Pts./Avg.
1987-88	28/26	108-232	.466	14-30	.467	69-91	.758	112/4.0	82/2.9	299/10.7
1988-89	33/32	217-454	.478	22-63	.349	129-169	.763	229/6.0	112/3.4	585/17.7
1989-90	31/29	233-443	.526	45-98	.459	116-167	.695	216/7.0	150/4.9	627/20.2
1990-91	30/30	268-566	.474	66-162	.407	150-187	.802	183/6.1	109/3.6	752/25.1
Totals	122/117	826-1695	.487	147-353	.416	464-614	.756	740/6.1	453/3.7	2263/18.5



3. SCOTT SKILES - 2,145 POINTS

Skiles scored his 1,000th point in his 72nd game vs. Illinois (Jan. 12, 1985).

Year	GP/GS	FG-FGA	Pct.	3FG-FGA	Pct.	FT-FTA	Pct.	Reb/Avg.	Ast./Avg.	Pts./Avg.
1982-83	30/27	141-286	.493	25-50	.500	69-83	.831	63/2.1	146/4.9	376/12.5
1983-84	28/28	153-319	.480	-	-	99-119	.832	62/2.2	128/4.6	405/14.5
1984-85	29/29	212-420	.505	-	-	90-114	.790	93/3.2	168/5.8	514/17.7
1985-86	31/31	331-598	.554	-	-	188-209	.900	135/4.4	203/6.5	850/27.4
Totals	118/115	837-1623	.516	25-50	.500	446-525	.850	353/3.0	645/5.5	2145/18.2



4. GREG KELSER - 2,014 POINTS

Kelser scored his 1,000th point in his 90th game vs. Detroit (Dec. 21, 1977).

Year	GP/GS	FG-FGA	Pct.	3FG-FGA	Pct.	FT-FTA	Pct.	Reb/Avg.	Ast./Avg.	Pts./Avg.
1975-76	27/23	136-263	.517	-	-	44-78	.564	260/9.5	32/1.2	316/11.7
1976-77	26/26	217-441	.492	-	-	131-196	.668	280/10.8	67/2.6	565/21.7
1977-78	30/30	221-362	.610	-	-	89-152	.586	274/9.1	39/1.3	531/17.7
1978-79	32/32	246-451	.545	-	-	110-164	.671	278/8.7	56/1.8	602/18.8
Totals	115/111	820-1517	.541	-	-	374-590	.634	1092/9.5	194/1.7	2014/17.5



5. KALIN LUCAS - 1,996 POINTS

Lucas scored his 1,000th point in his 79th game vs. Florida (Nov. 27, 2009).

Year	GP/GS	FG-FGA	Pct.	3FG-FGA	Pct.	FT-FTA	Pct.	Reb/Avg.	Ast./Avg.	Pts./Avg.
2007-08	36/17	138-320	.431	20-55	.364	73-95	.768	56/1.6	137/3.8	369/10.3
2008-09	38/37	173-438	.395	41-105	.390	172-213	.808	80/2.1	176/4.6	559/14.7
2009-10	33/31	165-364	.453	35-99	.354	128-162	.772	62/1.9	131/4.0	490/14.8
2010-11	34/34	194-453	.428	53-136	.390	137-167	.820	73/2.1	114/3.4	578/17.0
Totals	141/119	670-1575	.425	149-395	.377	507-637	.796	271/1.9	558/4.0	1996/14.2



6. JAY VINCENT - 1,914 POINTS

Vincent scored his 1,000th point in his 74th game vs. Wisconsin (Jan 17, 1980).


Year	GP/GS	FG-FGA	Pct.	3FG-FGA	Pct.	FT-FTA	Pct.	Reb/Avg.	Ast./Avg.	Pts./Avg.
1977-78	29/26	137-239	.573	-	-	55-86	.640	110/3.7	30/1.0	329/11.3
1978-79	31/28	170-343	.496	-	-	54-93	.581	161/5.2	38/1.2	394/12.7
1979-80	27/27	233-451	.517	-	-	116-161	.720	209/7.7	61/2.3	582/21.5
1980-81	27/27	259-522	.496	-	-	91-141	.645	229/8.5	50/1.9	609/22.6
Totals	114/108	799-1555	.514	-	-	316-481	.657	709/6.2	179/1.6	1914/16.8



7. SAM VINCENT - 1,851 POINTS

Vincent scored his 1,000th point in his 68th game vs. Iowa (Jan. 4, 1984).


Year	GP/GS	FG-FGA	Pct.	3FG-FGA	Pct.	FT-FTA	Pct.	Reb/Avg.	Ast./Avg.	Pts./Avg.
1981-82	28/27	130-182	.461	-	-	68-91	.747	78/2.8	55/2.0	328/11.7
1982-83	30/30	180-401	.449	5-11	.455	133-172	.773	79/2.6	66/2.2	498/16.6
1983-84	23/23	130-261	.498	-	-	99-122	.811	62/2.7	68/3.0	359/15.6
1984-85	29/29	245-450	.544	-	-	176-208	.846	112/3.9	117/4.0	666/23.0
Totals	110/109	685-1294	.529	5-11	.455	476-593	.803	331/3.0	306/2.8	1851/16.8



8. TERRY FURLOW - 1,777 POINTS

Furlow scored his 1,000th point in his 74th game vs. Central Michigan (Dec. 1, 1975).

Year	GP/GS	FG-FGA	Pct.	3FG-FGA	Pct.	FT-FTA	Pct.	Reb/Avg.	Ast./Avg.	Pts./Avg.
1972-73	24/2	58-137	.423	-	-	20-30	.667	83/3.4	NA	136/5.7
1973-74	24/20	150-297	.505	-	-	39-59	.661	171/7.1	NA	339/14.1
1974-75	25/25	205-391	.524	-	-	99-120	.825	171/6.8	NA	509/20.4
1975-76	27/27	308-653	.472	-	-	177-202	.876	207/7.7	87/3.2	793/29.4
Totals	100/74	721-1478	.488	-	-	335-411	.815	632/6.3	87/3.2	1777/17.8



9. PAUL DAVIS - 1,718 POINTS

Davis scored his 1,000th point in his 86th game vs. Minnesota (Feb. 16, 2005).

Year	GP/GS	FG-FGA	Pct.	3FG-FGA	Pct.	FT-FTA	Pct.	Reb/Avg.	Ast./Avg.	Pts./Avg.
2002-03	35/5	88-201	.438	1-6	.167	97-147	.660	165/4.7	15/0.4	274/7.8
2003-04	30/30	163-287	.568	5-15	.333	143-179	.799	187/6.2	59/2.0	474/15.8
2004-05	32/29	157-290	.541	1-8	.125	77-115	.670	257/8.0	50/1.6	392/12.3
2005-06	33/33	206-364	.566	6-19	.316	160-184	.870	301/9.1	54/1.6	578/17.5
Totals	130/97	614-1142	.538	13-48	.271	477-625	.763	910/7.0	178/1.4	1718/13.2



10. MIKE ROBINSON - 1,717 POINTS

Robinson scored his 1,000th point in his 41st game vs. Notre Dame (Feb. 7, 1973).

Year	GP/GS	FG-FGA	Pct.	3FG-FGA	Pct.	FT-FTA	Pct.	Reb/Avg.	Ast./Avg.	Pts./Avg.
1971-72	24/23	245-565	.434	-	-	104-147	.707	73/3.0	NA	594/24.7
1972-73	24/24	259-536	.483	-	-	90-113	.796	101/4.2	NA	608/25.3
1973-74	23/23	208-440	.473	-	-	99-128	.773	66-2.9	NA	515/22.4
Totals	71/70	712-1541	.462	-	-	293-388	.755	240/3.4	NA	1717/24.2



11. DENZEL VALENTINE - 1,645 POINTS

Valentine scored his 1,000th point in his 111th game vs. Oklahoma (March 27, 2015).

Year	GP/GS	FG-FGA	Pct.	3FG-FGA	Pct.	FT-FTA	Pct.	Reb/Avg.	Ast./Avg.	Pts./Avg.
2012-13	36/15	69-155	.445	16-57	.281	26-39	.667	149/4.1	87/2.4	180/5.0
2013-14	38/33	108-265	.408	43-114	.377	44-65	.677	228/6.0	144/3.8	303/8.0
2014-15	39/39	197-445	.443	102-245	.416	71-86	.826	245/6.3	167/4.3	567/14.5
2015-16	31/30	205-444	.462	104-234	.444	81-95	.853	234/7.5	241/7.8	595/19.2
Totals	144/117	579-1309	.442	265-650	.408	222-285	.779	856/5.9	639/4.4	1645/11.4



12. RAYMAR MORGAN - 1,597 POINTS

Morgan scored his 1,000th point in his 76th game vs. Oakland (Dec. 27, 2008).

Year	GP/GS	FG-FGA	Pct.	3FG-FGA	Pct.	FT-FTA	Pct.	Reb/Avg.	Ast./Avg.	Pts./Avg.
2006-07	28/25	121-249	.486	5-16	.313	80-116	.690	145/5.2	23/0.8	327/11.7
2007-08	36/36	187-335	.558	10-33	.303	121-180	.672	221/6.1	58/1.6	505/14.0
2008-09	35/26	132-251	.526	5-21	.238	89-135	.659	184/5.3	41/1.2	358/10.2
2009-10	36/33	154-291	.529	5-17	.294	94-140	.671	222/6.2	63/1.8	407/11.3
Totals	135/120	594-1126	.528	25-87	.287	384-571	.673	772/5.7	185/1.4	1597/11.8



13. MORRIS PETERSON - 1,588 POINTS

Peterson scored his 1,000th point in his 102nd game vs. Texas (Nov. 27, 1999).


Year	GP/GS	FG-FGA	Pct.	3FG-FGA	Pct.	FT-FTA	Pct.	Reb/Avg.	Ast./Avg.	Pts./Avg.
1995-96	4/0	1-1	1.000	0-0	.000	0-1	.000	3/0.8	0/0.0	2/0.5
1996-97	29/18	72-166	.434	16-59	.271	36-51	.706	97/3.4	18/0.6	196/6.8
1997-98	27/0	81-182	.445	23-69	.333	32-58	.552	94/3.5	24/0.9	217/8.0
1998-99	38/4	190-343	.554	22-59	.373	114-140	.814	216/5.7	36/0.9	516/13.6
1999-2000	39/38	218-469	.465	85-200	.425	136-176	.773	235/6.0	49/1.3	657/16.8
Totals	137/60	562-1161	.484	146-387	.377	318-426	.746	645/4.7	127/0.9	1588/11.6



14. MAURICE AGER - 1,554 POINTS

Ager scored his 1,000th point in his 95th game vs. IPFW (Nov. 27, 2005).

Year	GP/GS	FG-FGA	Pct.	3FG-FGA	Pct.	FT-FTA	Pct.	Reb/Avg.	Ast./Avg.	Pts./Avg.
2002-03	27/4	60-150	.400	29-73	.397	31-40	.775	61/2.3	17/0.6	180/6.7
2003-04	30/4	87-225	.387	37-106	.349	43-61	.705	96/3.2	20/0.7	254/8.5
2004-05	33/31	150-315	.476	53-132	.402	111-135	.822	128/3.9	60/1.8	464/14.1
2005-06	34/34	226-495	.457	83-221	.376	121-159	.761	139/4.1	84/2.5	656/19.3
Totals	124/73	523-1185	.441	202-532	.380	306-395	.775	424/3.4	181/1.5	1554/12.5



15. MATEEN CLEAVES - 1,541 POINTS

Cleaves scored his 1,000th point in his 79th game vs. Indiana (Jan. 24, 1999).

Year	GP/GS	FG-FGA	Pct.	3FG-FGA	Pct.	FT-FTA	Pct.	Reb/Avg.	Ast./Avg.	Pts./Avg.
1996-97	29/24	111-277	.401	18-76	.237	57-79	.722	73/2.5	146/5.0	297/10.2
1997-98	30/29	161-403	.400	51-152	.336	111-158	.703	75/2.5	217/7.2	484/16.1
1998-99	38/38	159-392	.406	42-144	.292	85-108	.787	62/1.6	274/7.2	445/11.7
1999-2000	26/24	109-259	.421	32-85	.376	65-86	.756	46/1.8	179/6.9	315/12.1
Totals	123/115	540-1331	.406	143-457	.313	318-431	.738	254/2.1	816/6.6	1541/12.5



16. CHRIS HILL - 1,540 POINTS

Hill scored his 1,000th point in his 79th game vs. Penn State (Jan. 14, 2004).

Year	GP/GS	FG-FGA	Pct.	3FG-FGA	Pct.	FT-FTA	Pct.	Reb/Avg.	Ast./Avg.	Pts./Avg.
2001-02	31/12	121-248	.488	66-148	.446	47-62	.758	100/3.2	65/2.1	355/11.5
2002-03	35/31	155-358	.433	95-235	.404	74-97	.763	119/3.4	128/3.7	479/13.7
2003-04	30/29	141-282	.500	84-185	.454	49-65	.753	84/2.8	118/3.9	415/13.8
2004-05	33/19	99-239	.414	61-167	.365	32-43	.744	60/1.8	141/4.3	291/8.8
Totals	129/92	516-1127	.458	306-735	.416	202-267	.757	363/2.8	452/3.5	1540/11.9



1,000-POINT SCORERS



17. DREW NEITZEL - 1,534 POINTS

Neitzel scored his 1,000th point in his 101st game vs. Marquette (March 15, 2007).

Year	GP/GS	FG-FGA	Pct.	3FG-FGA	Pct.	FT-FTA	Pct.	Reb/Avg.	Ast./Avg.	Pts./Avg.
2004-05	33/14	43-113	.381	16-49	.327	13-20	.650	24/0.7	97/2.9	115/3.5
2005-06	34/34	98-240	.408	46-114	.404	41-44	.932	69/2.0	189/5.6	283/8.3
2006-07	35/34	199-467	.426	114-277	.412	123-140	.879	99/2.8	151/4.3	635/18.1
2007-08	36/35	165-407	.405	97-244	.398	74-86	.860	90/2.5	145/4.0	501/13.9
Totals	138/117	505-1227	.412	273-684	.399	251-290	.866	282/2.0	582/4.2	1534/11.1



18. DRAYMOND GREEN - 1,517 POINTS

Green scored his 1,000th point in his 115th game vs. Florida State (Nov. 30, 2011).

Year	GP/GS	FG-FGA	Pct.	3FG-FGA	Pct.	FT-FTA	Pct.	Reb/Avg.	Ast./Avg.	Pts./Avg.
2008-09	37/0	45-81	.556	0-1	.000	32-52	.615	122/3.3	31/0.8	122/3.3
2009-10	37/3	139-265	.525	2-16	.125	86-128	.672	286/7.7	112/3.0	366/9.9
2010-11	34/28	147-345	.426	37-101	.366	97-142	.683	294/8.6	141/4.1	428/12.6
2011-12	37/36	212-472	.449	52-134	.388	125-173	.723	394/10.6	141/3.8	601/16.2
Totals	145/67	543-1163	.467	91-252	.361	340-495	.687	1096/7.6	425/2.9	1517/10.5



19. KEITH APPLING - 1,509 POINTS

Appling scored his 1,000th point in his 97th game vs. Nebraska (Feb. 16, 2013).

Year	GP/GS	FG-FGA	Pct.	3FG-FGA	Pct.	FT-FTA	Pct.	Reb/Avg.	Ast./Avg.	Pts./Avg.
2010-11	34/18	72-165	.436	39-95	.411	34-38	.895	96/2.8	45/1.3	217/6.4
2011-12	37/37	131-307	.427	24-96	.250	134-170	.788	106/2.9	144/3.9	420/11.4
2012-13	36/36	156-376	.415	41-128	.320	128-171	.749	123/3.4	120/3.3	481/13.4
2013-14	35/32	132-292	.452	34-94	.362	93-141	.660	106/3.0	156/4.5	391/11.2
Totals	142/123	491-1140	.431	138-413	.334	389-520	.748	431/3.0	465/3.3	1509/10.6



20. CHARLIE BELL - 1,468 POINTS

Bell scored his 1,000th point in his 104th game vs. Syracuse (March 23, 2000).


Year	GP/GS	FG-FGA	Pct.	3FG-FGA	Pct.	FT-FTA	Pct.	Reb/Avg.	Ast./Avg.	Pts./Avg.
1997-98	30/30	94-216	.435	19-56	.339	69-87	.793	133/4.4	40/1.3	276/9.2
1998-99	38/35	116-243	.477	16-45	.356	49-65	.754	146/3.8	39/1.0	297/7.8
1999-2000	39/38	159-351	.453	38-111	.342	93-116	.802	190/4.9	123/3.2	449/11.5
2000-01	33/33	150-373	.402	52-152	.342	94-122	.770	155/4.7	169/5.1	446/13.5
Totals	140/136	519-1183	.439	125-364	.343	305-390	.782	624/4.5	371/2.7	1468/10.5



21. ANDRE HUTSON - 1,393 POINTS

Hutson scored his 1,000th point in his 110th game vs. North Carolina (Nov. 29, 2000).


Year	GP/GS	FG-FGA	Pct.	3FG-FGA	Pct.	FT-FTA	Pct.	Reb/Avg.	Ast./Avg.	Pts./Avg.
1997-98	30/26	87-142	.613	0-0	.000	52-69	.754	156/5.2	25/0.8	226/7.5
1998-99	37/34	111-180	.617	0-0	.000	107-137	.781	192/5.2	23/0.6	328/9.9
1999-2000	39/38	147-251	.586	0-1	.000	103-154	.669	243/6.2	57/1.5	397/10.2
2000-01	32/31	173-278	.622	0-0	.000	95-131	.725	244/7.6	61/1.9	441/13.8
Totals	138/129	518-851	.609	0-1	.000	357-491	.727	835/6.1	166/1.2	1393/10.1



22. DARRYL JOHNSON - 1,383 POINTS

Johnson scored his 1,000th point in his 90th game vs. Purdue (Jan. 3, 1987).


Year	GP/GS	FG-FGA	Pct.	3FG-FGA	Pct.	FT-FTA	Pct.	Reb/Avg.	Ast./Avg.	Pts./Avg.
1983-84	28/3	72-152	.474	-	-	23-34	.676	31/1.1	33/1.2	167/6.0
1984-85	22/4	50-102	.490	-	-	16-22	.727	37/1.7	28/1.3	116/5.3
1985-86	29/29	216-371	.582	-	-	50-63	.794	96/3.3	116/4.0	482/16.6
1986-87	28/28	247-467	.529	13-35	.371	111-122	.910	94/3.4	112/4.0	618/22.1
Totals	107/64	585-1092	.536	13-35	.371	200-214	.830	258/2.4	289/2.7	1383/12.9



23. ROBERT CHAPMAN - 1,382 POINTS

Chapman scored his 1,000th point in his 74th game vs. Illinois (March 5, 1977).


Year	GP/GS	FG-FGA	Pct.	3FG-FGA	Pct.	FT-FTA	Pct.	Reb/Avg.	Ast./Avg.	Pts./Avg.
1974-75	20/0	39-95	.410	-	-	11-18	.611	26/1.3	NA	89/4.4
1975-76	27/26	166-349	.476	-	-	63-77	.818	95/3.5	55/2.0	395/14.6
1976-77	27/27	220-413	.533	-	-	89-124	.717	84/3.1	65/2.5	529/19.6
1977-78	30/30	152-307	.495	-	-	65-81	.802	82/2.7	61/2.0	369/12.3
Totals	104/83	577-1164	.496	-	-	228-300	.760	287/2.8	181/2.2	1382/13.3



24. JULIUS MCCOY - 1,377 POINTS

McCoy scored his 1,000th point in his 53rd game vs. Purdue (Jan. 14, 1956).

Year	GP/GS	FG-FGA	Pct.	3FG-FGA	Pct.	FT-FTA	Pct.	Reb/Avg.	Ast./Avg.	Pts./Avg.
1953-54	22/NA	136-379	.359	-	-	137-187	.733	NA	NA	409/18.6
1954-55	22/NA	141-363	.388	-	-	86-143	.601	NA	NA	368/16.7
1955-56	22/NA	228-538	.423	-	-	144-214	.673	219/10.0	NA	600/27.2
Totals	66/NA	505-1280	.395	-	-	367-544	.675	219/10.0	NA	1377/20.9



25. DURRELL SUMMERS - 1,314 POINTS

Summers scored his 1,000th point in his 117th game vs. Tennessee Tech (Nov. 28, 2010).


Year	GP/GS	FG-FGA	Pct.	3FG-FGA	Pct.	FT-FTA	Pct.	Reb/Avg.	Ast./Avg.	Pts./Avg.
2007-08	36/0	62-123	.504	11-22	.500	41-55	.745	85/2.4	20/0.6	176/4.9
2008-09	38/13	116-267	.434	45-117	.385	49-68	.721	129/3.4	30/0.8	326/8.6
2009-10	37/24	156-343	.455	43-120	.358	62-78	.795	174/4.7	31/0.8	417/11.3
2010-11	34/30	140-361	.388	62-174	.356	53-77	.688	144/4.2	22/0.6	395/11.6
Totals	145/67	474-1094	.433	161-433	.372	205-278	.737	532/3.7	103/0.7	1314/9.1



26. BRANDEN DAWSON - 1,309 POINTS

Dawson scored his 1,000th point in his 105th game vs. Eastern Michigan (Dec. 17, 2014).


Year	GP/GS	FG-FGA	Pct.	3FG-FGA	Pct.	FT-FTA	Pct.	Reb/Avg.	Ast./Avg.	Pts./Avg.
2011-12	31/31	109-189	.577	0-3	.000	41-69	.594	139/4.5	29/0.9	259/8.4
2012-13	36/35	139-262	.531	0-5	.000	43-80	.538	212/5.9	47/1.3	321/8.9
2013-14	28/23	136-222	.613	0-1	.000	42-64	.656	233/8.3	46/1.6	314/11.2
2014-15	35/32	182-340	.535	0-0	.000	51-104	.490	318/9.1	59/1.7	415/11.9
Totals	130/121	566-1013	.559	0-9	.000	177-317	.558	902/6.9	181/1.4	1309/10.1



27. MATT STEIGENGA - 1,296 POINTS

Steigenga scored his 1,000th point in his 96th game vs. UW-Green Bay (March 15, 1991).

Year	GP/GS	FG-FGA	Pct.	3FG-FGA	Pct.	FT-FTA	Pct.	Reb/Avg.	Ast./Avg.	Pts./Avg.
1988-89	33/33	115-206	.558	-	-	57-77	.740	149/4.5	45/1.3	287/8.7
1989-90	34/33	138-235	.587	5-9	.556	74-95	.779	119/3.5	65/1.9	355/10.4
1990-91	30/30	148-282	.525	13-26	.500	70-100	.700	148/4.9	63/2.1	379/12.6
1991-92	27/27	103-211	.488	14-43	.326	55-81	.679	121/4.5	53/1.9	275/10.2
Totals	124/123	504-934	.539	32-78	.410	256-353	.725	537/4.3	226/1.8	1296/10.4



28. QUINTON BROOKS - 1,275 POINTS

Brooks scored his 1,000th point in his 95th game vs. Illinois (Jan. 6, 1996).

Year	GP/GS	FG-FGA	Pct.	3FG-FGA	Pct.	FT-FTA	Pct.	Reb/Avg.	Ast./Avg.	Pts./Avg.
1992-93	22/0	39-67	.582	0-1	.000	14-24	.583	59/2.7	5/0.2	92/4.2
1993-94	32/29	153-287	.533	3-10	.300	54-70	.771	142/4.4	30/0.9	363/11.3
1994-95	28/26	134-252	.532	1-10	.100	46-75	.613	145/5.2	25/0.9	315/11.3
1995-96	31/29	195-346	.564	1-7	.143	114-152	.750	175/5.7	20/0.6	505/16.3
Totals	113/84	521-952	.547	5-28	.179	228-321	.710	521/4.6	80/1.07	1275/11.3



29. STAN WASHINGTON - 1,242 POINTS

Washington scored his 1,000th point in his 57th game vs. Purdue (Jan. 22, 1966).

Year	GP/GS	FG-FGA	Pct.	3FG-FGA	Pct.	FT-FTA	Pct.	Reb/Avg.	Ast./Avg.	Pts./Avg.
1963-64	24/NA	144-310	.464	-	-	67-86	.779	245/10.2	NA	355/14.8
1964-65	23/NA	185-390	.474	-	-	120-141	.851	248/10.7	NA	490/21.3
1965-66	22/NA	153-323	.474	-	-	91-114	.798	234/10.6	NA	397/18.0
Totals	69/NA	482-1023	.471	-	-	278-341	.815	727/10.5	NA	1242/18.0



30. ADREIAN PAYNE - 1,232 POINTS

Payne scored his 1,000th point in his 124th game vs. Wisconsin (Feb. 9, 2014).

Year	GP/GS	FG-FGA	Pct.	3FG-FGA	Pct.	FT-FTA	Pct.	Reb/Avg.	Ast./Avg.	Pts./Avg.
2010-11	34/6	34-72	.472	0-1	.000	17-35	.486	80/2.4	5/0.1	85/2.5
2011-12	37/36	98-173	.566	1-2	.500	62-89	.697	157/4.2	12/0.3	259/7.0
2012-13	36/24	137-251	.546	16-42	.381	89-105	.848	273/7.6	27/0.8	379/10.5
2013-14	31/28	178-354	.503	44-104	.423	109-138	.790	226/7.3	41/1.3	509/16.4
Totals	138/94	447-850	.526	61-149	.409	277-367	.755	736/5.3	85/0.6	1232/8.9



T-31. KIRK MANNS - 1,212 POINTS

Manns scored his 1,000th point in his 107th game vs. Northwestern (Jan. 20, 1990).

Year	GP/GS	FG-FGA	Pct.	3FG-FGA	Pct.	FT-FTA	Pct.	Reb/Avg.	Ast./Avg.	Pts./Avg.
1986-87	28/8	72-148	.486	27-56	.482	24-29	.828	36/1.3	38/1.4	203/7.3
1987-88	28/1	49-99	.495	35-76	.461	15-20	.750	10/0.4	15/0.5	140/5.0
1988-89	33/6	139-260	.535	69-136	.507	47-56	.839	20/0.6	33/1.0	394/11.9
1989-90	31/24	162-327	.495	81-178	.455	70-81	.864	57/1.8	56/1.8	475/15.3
Totals	120/39	422-834	.506	212-446	.475	156-186	.839	123/1.1	142/1.2	1212/10.1




T-31. KEN REDFIELD - 1,212 POINTS

Redfield scored his 1,000th point in his 97th game vs. Princeton (Dec. 30, 1989).

Year	GP/GS	FG-FGA	Pct.	3FG-FGA	Pct.	FT-FTA	Pct.	Reb/Avg.	Ast./Avg.	Pts./Avg.
1986-87	23/0	13-31	.419	0-3	.000	7-15	.467	25/1.1	13/0.5	33/1.4
1987-88	28/25	136-265	.513	1-6	.167	54-87	.621	143/5.1	64/2.2	327/11.7
1988-89	33/33	182-380	.479	2-16	.125	92-139	.662	225/6.8	131/3.9	458/13.9
1989-90	34/34	145-290	.500	7-18	.389	97-139	.626	232/6.8	106/3.1	394/11.6
Totals	118/92	476-966	.493	10-43	.233	250-396	.631	625/5.3	314/ 2.7	1212/10.3



1,000-POINT SCORERS



T-33. ALAN ANDERSON - 1,195 POINTS

Anderson scored his 1,000th point in his 114th game vs. Michigan (Feb. 12, 2005).


Year	GP/GS	FG-FGA	Pct.	3FG-FGA	Pct.	FT-FTA	Pct.	Reb/Avg.	Ast/Avg.	Pts/Avg.
2001-02	31/23	67-149	.450	2-5	.400	67-87	.770	130/4.2	51/1.6	203/6.5
2002-03	32/28	90-179	.503	4-13	.308	128-152	.842	117/3.7	104/3.3	312/9.8
2003-04	30/26	78-167	.467	17-48	.354	70-87	.805	93/3.1	96/3.2	243/8.1
2004-05	33/33	149-268	.556	25-65	.385	114-130	.877	184/5.6	56/1.7	437/13.2
Totals	126/110	384-763	.503	48-131	.366	379-456	.831	524/4.2	307/2.4	1195/9.5



T-33. KELVIN TORBERT - 1,195 POINTS

Torbert scored his 1,000th point in his 107th game vs. Penn State (Jan. 5, 2005).


Year	GP/GS	FG-FGA	Pct.	3FG-FGA	Pct.	FT-FTA	Pct.	Reb/Avg.	Ast/Avg.	Pts/Avg.
2001-02	31/26	91-228	.399	18-57	.316	54-67	.806	105/3.4	46/1.5	254/8.2
2002-03	35/34	111-264	.420	10-31	.323	74-99	.747	132/3.8	58/1.7	306/8.7
2003-04	30/26	109-204	.534	31-64	.484	72-90	.800	108/3.6	60/2.0	321/10.7
2004-05	33/32	109-214	.509	29-84	.345	67-81	.827	97/2.9	50/1.5	314/9.5
Totals	129/88	420-910	.462	88-236	.373	267-337	.792	442/3.4	214/1.7	1195/9.3



35. MIKE PEPOWSKI - 1,185 POINTS

Peplowski scored his 1,000th point in his 103rd game vs. Iowa (Jan 28, 1993).

Year	GP/GS	FG-FGA	Pct.	3FG-FGA	Pct.	FT-FTA	Pct.	Reb/Avg.	Ast/Avg.	Pts/Avg.
1989-90	28/23	60-110	.546	-	-	27-43	.628	162/5.8	19/0.6	147/5.3
1990-91	30/25	99-158	.627	-	-	34-50	.680	206/6.9	15/0.5	232/7.7
1991-92	30/29	168-266	.632	-	-	64-93	.688	259/8.6	34/1.1	400/13.3
1992-93	28/27	161-252	.639	0-1	.000	84-126	.667	279/10.0	39/1.4	406/14.5
Totals	116/104	488-786	.621	0-1	.000	209-312	.669	906/7.8	107/0.9	1185/10.2



36. SHANNON BROWN - 1,183 POINTS

Brown scored his 1,000th point in his 85th game vs. Northwestern (Feb. 4, 2006).


Year	GP/GS	FG-FGA	Pct.	3FG-FGA	Pct.	FT-FTA	Pct.	Reb/Avg.	Ast/Avg.	Pts/Avg.
2003-04	30/24	88-195	.451	15-44	.341	46-57	.807	75/2.5	38/1.3	237/7.9
2004-05	33/31	126-282	.447	31-94	.330	78-92	.848	104/3.2	57/1.7	361/10.9
2005-06	34/34	202-433	.467	64-164	.390	117-141	.830	150/4.4	93/2.7	585/17.2
Totals	97/89	416-910	.457	110-302	.364	241-290	.831	329/3.4	188/1.9	1183/12.2



37. LEE LAFAYETTE - 1,176 POINTS

Lafayette scored his 1,000th point in his 61st game vs. Indiana (Feb. 1, 1969).

Year	GP/GS	FG-FGA	Pct.	3FG-FGA	Pct.	FT-FTA	Pct.	Reb/Avg.	Ast/Avg.	Pts/Avg.
1966-67	23/NA	133-346	.384	-	-	75-131	.573	223/9.7	NA	341/14.8
1967-68	24/NA	149-339	.439	-	-	104-161	.664	253/10.5	NA	405/16.8
1968-69	23/NA	155-335	.436	-	-	120-182	.659	237/10.3	NA	430/18.7
Totals	70/NA	437-1020	.428	-	-	299-474	.631	713/10.2	NA	1176/16.8



38. LINDSAY HAIRSTON - 1,155 POINTS

Hairston scored his 1,000th point in his 66th game vs. Notre Dame (Feb. 5, 1975).

Year	GP/GS	FG-FGA	Pct.	3FG-FGA	Pct.	FT-FTA	Pct.	Reb/Avg.	Ast/Avg.	Pts/Avg.
1972-73	24/21	121-258	.469	-	-	35-54	.648	190/ 7.9	NA	277/11.5
1973-74	24/24	167-323	.517	-	-	62-96	.646	326/13.6	NA	396/16.5
1974-75	25/25	200-373	.536	-	-	82-141	.581	287/11.5	NA	482/19.3
Totals	73/70	488-954	.512	-	-	179-291	.615	803/11.0	NA	1155/15.8



39. PETE GENT - 1,146 POINTS

Gent scored his 1,000th point in his 60th game vs. Purdue (Feb. 3, 1964).

Year	GP/GS	FG-FGA	Pct.	3FG-FGA	Pct.	FT-FTA	Pct.	Reb/Avg.	Ast/Avg.	Pts/Avg.
1961-62	22/NA	124-314	.395	-	-	63-83	.759	206/9.3	NA	311/14.1
1962-63	20/NA	128-313	.408	-	-	73-104	.702	152/7.6	NA	329/16.4
1963-64	24/NA	213-526	.404	-	-	80-124	.645	193/9.0	NA	506/21.0
Totals	66/NA	465-1153	.403	-	-	216-311	.695	551/8.3	NA	1146/17.4




40. TRAVIS TRICE - 1,135 POINTS

Trice scored his 1,000th point in his 127th game vs. Ohio State (March 13, 2015).

Year	GP/GS	FG-FGA	Pct.	3FG-FGA	Pct.	FT-FTA	Pct.	Reb/Avg.	Ast/Avg.	Pts/Avg.
2011-12	32/0	48-126	.381	30-74	.405	19-33	.576	57/1.8	56/1.8	145/4.5
2012-13	27/0	41-128	.320	29-72	.403	18-25	.720	42/1.6	50/1.9	129/4.8
2013-14	36/8	87-207	.420	53-122	.434	36-44	.818	58/1.6	84/2.3	263/7.3
2014-15	39/33	195-491	.397	90-244	.369	118-165	.715	123/3.2	197/5.1	598/15.3
Totals	134/41	371-952	.390	202-512	.395	191-267	.715	280/2.1	387/2.9	1135/8.5

1,000-POINT SCORERS



41. AL FERRARI - 1,109 POINTS

Unable to determine exact game in which he scored 1,000th point due to missing box scores.


Year	GP/GS	FG-FGA	Pct.	3FG-FGA	Pct.	FT-FTA	Pct.	Reb/Avg.	Ast./Avg.	Pts./Avg.
1952-53	22/NA	114-328	.348	-	-	123-178	.691	163/7.4	NA	351/16.0
1953-54	22/NA	109-328	.332	-	-	98-142	.690	NA	NA	316/14.4
1954-55	22/NA	145-385	.379	-	-	152-192	.792	NA	NA	442/20.1
Totals	66/NA	368-1041	.354	-	-	373-512	.729	163/7.4	NA	1109/16.8



42. BILL KILGORE - 1,099 POINTS

Kilgore scored his 1,000th point in his 68th game vs. Indiana (Feb. 19, 1973).


Year	GP/GS	FG-FGA	Pct.	3FG-FGA	Pct.	FT-FTA	Pct.	Reb/Avg.	Ast./Avg.	Pts./Avg.
1970-71	24/NA	134-256	.523	-	-	73-111	.658	309/12.8	NA	341/14.2
1971-72	24/24	142-244	.581	-	-	73-130	.562	266/11.1	NA	357/14.8
1972-73	24/24	163-284	.574	-	-	75-117	.641	239/9.9	NA	401/16.7
Totals	72/48	439-784	.560	-	-	221-358	.617	814/11.3	NA	1099/15.3



43. GORAN SUTON - 1,081 POINTS

Suton scored his 1,000th point in his 128th game vs. Ohio State (March 14, 2009).


Year	GP/GS	FG-FGA	Pct.	3FG-FGA	Pct.	FT-FTA	Pct.	Reb/Avg.	Ast./Avg.	Pts./Avg.
2005-06	31/6	40-85	.471	0-1	.000	14-19	.737	88/2.8	15/0.5	94/3.0
2006-07	35/21	137-269	.509	0-5	.000	53-82	.646	235/6.7	85/2.4	327/9.3
2007-08	36/35	136-247	.551	2-12	.167	52-67	.776	295/8.2	66/1.8	326/9.1
2008-09	32/29	123-236	.521	21-48	.438	67-79	.848	269/8.4	50/1.6	334/10.4
Totals	134/91	436-837	.521	23-66	.348	186-247	.753	887/6.6	216/1.6	1081/8.1



44. JOHNNY GREEN - 1,062 POINTS

Green scored his 1,000th point in his 60th game vs. Indiana (Feb. 28, 1959).


Year	GP/GS	FG-FGA	Pct.	3FG-FGA	Pct.	FT-FTA	Pct.	Reb/Avg.	Ast./Avg.	Pts./Avg.
1956-57	18/NA	96-247	.389	-	-	46-81	.568	262/14.6	NA	238/13.2
1957-58	22/NA	164-320	.512	-	-	69-138	.500	392/17.8	NA	397/18.0
1958-59	23/NA	168-393	.427	-	-	91-152	.599	382/16.6	NA	427/18.5
Totals	63/NA	428-960	.446	-	-	206-371	.555	1036/16.4	NA	1062/16.9



45. EARVIN JOHNSON - 1,059 POINTS

Johnson scored his 1,000th point in his 60th game vs. Notre Dame (March 18, 1979).

Year	GP/GS	FG-FGA	Pct.	3FG-FGA	Pct.	FT-FTA	Pct.	Reb/Avg.	Ast./Avg.	Pts./Avg.
1977-78	30/30	175-382	.458	-	-	161-205	.785	237/7.9	222/7.4	511/17.0
1978-79	32/31	173-370	.468	-	-	202-240	.842	234/7.3	269/8.4	548/17.1
Totals	62/61	348-752	.463	-	-	363-445	.816	471/7.6	491/7.9	1059/17.1



46. MILES BRIDGES - 1,055 POINTS

Bridges scored his 1,000th point in his 60th game vs. Michigan (March 3, 2018).


Year	GP/GS	FG-FGA	Pct.	3FG-FGA	Pct.	FT-FTA	Pct.	Reb/Avg.	Ast./Avg.	Pts./Avg.
2016-17	28/27	177-364	.486	56-144	.389	63-92	.685	232/8.3	58/2.1	473/16.9
2017-18	34/33	209-457	.457	71-195	.364	93-109	.853	237/7.0	92/2.7	582/17.1
Totals	62/60	386-821	.470	127-339	.375	156-201	.776	469/7.6	150/2.4	1055/17.0



47. MARCUS SANDERS - 1,054 POINTS

Sanders scored his 1,000th point in his 64th game vs. Purdue (March 1, 1965).

Year	GP/GS	FG-FGA	Pct.	3FG-FGA	Pct.	FT-FTA	Pct.	Reb/Avg.	Ast./Avg.	Pts./Avg.
1962-63	20/NA	111-278	.399	-	-	73-97	.753	106/5.3	NA	295/14.7
1963-64	23/NA	127-329	.386	-	-	78-108	.722	110/4.7	NA	332/14.4
1964-65	23/NA	161-395	.407	-	-	105-138	.761	141/6.1	NA	427/18.5
Totals	66/NA	399-1002	.398	-	-	256-343	.764	357/5.4	NA	1054/16.0



48. KEVIN SMITH - 1,028 POINTS

Smith scored his 1,000th point in his 81st game vs. Minnesota (March 4, 1982).

Year	GP/GS	FG-FGA	Pct.	3FG-FGA	Pct.	FT-FTA	Pct.	Reb/Avg.	Ast./Avg.	Pts./Avg.
1979-80	27/16	89-200	.445	-	-	50-69	.723	48/1.8	93/3.4	228/8.4
1980-81	27/21	145-266	.545	-	-	74-101	.733	62/2.3	130/4.8	364/13.5
1981-82	28/28	180-405	.444	-	-	76-106	.717	58/2.1	126/4.5	436/15.6
Totals	82/65	414-871	.475	-	-	200-276	.725	168/2.0	349/4.3	1028/12.5



49. GARY HARRIS - 1,025 POINTS

Harris scored his 1,000th point in his 68th game vs. Virginia (March 28, 2014).

Year	GP/GS	FG-FGA	Pct.	3FG-FGA	Pct.	FT-FTA	Pct.	Reb/Avg.	Ast./Avg.	Pts./Avg.
2012-13	34/33	150-329	.456	65-158	.411	74-98	.755	86/2.5	46/1.4	439/12.9
2013-14	35/34	195-455	.429	81-230	.352	115-142	.810	140/4.0	94/2.7	586/16.7
Totals	69/67	345-784	.440	146-388	.376	189-240	.788	226/3.3	140/2.0	1025/14.9



INDIVIDUAL

Career

REBOUNDS	NO.	YEARS
1. Draymond Green	1,096	2008-12
2. Greg Kelsner	1,092	1975-79
3. Johnny Green	1,036	1956-59
4. Antonio Smith	1,016	1995-99
5. Paul Davis	910	2002-06
6. Mike Peplowski	906	1989-93
7. Brandon Dawson	902	2011-15
8. Goran Suton	887	2005-09
9. Denzel Valentine	856	2012-16
10. Andre Hutson	835	1997-2001

REB. AVG.	AVG. (GMS.) YEARS
1. Johnny Green	16.4 (63) 1956-59
2. Horace Walker	13.8 (52) 1957-60
3. Bill Kilgore	11.3 (72) 1970-73
4. Lindsay Hairston	11.0 (73) 1972-75
5. Stan Washington	10.5 (69) 1963-66
6. Ralph Simpson	10.3 (23) 1969-70
7. Lee Lafayette	10.2 (70) 1966-69
8. Greg Kelsner	9.5 (115) 1975-79
9. Ted Williams	9.1 (58) 1960-63
10. Matthew Aitch	9.0 (45) 1965-67

Season

REBOUNDS	NO.	YEAR
1. Draymond Green	394	2011-12
2. Johnny Green	392	1957-58
3. Johnny Green	382	1958-59
4. Horace Walker	373	1959-60
5. Lindsay Hairston	326	1973-74
6. Antonio Smith	319	1998-99
7. Brandon Dawson	318	2014-15
8. Horace Walker	312	1958-59
9. Bill Kilgore	309	1970-71
10. Antonio Smith	306	1996-97

By Class:

Freshman: Greg Kelsner - 260 (1975-76)

Soph.: Bill Kilgore - 309 (1970-71)

Junior: Johnny Green - 392 (1957-58)

Senior: Draymond Green - 394 (2011-12)

REB. AVG.	AVG.	YEAR
1. Johnny Green	17.8	1957-58
2. Horace Walker	17.7	1959-60
3. Johnny Green	16.6	1958-59
4. Johnny Green	14.6	1956-57
5. Lindsay Hairston	13.6	1973-74
6. Horace Walker	13.5	1958-59
7. Bill Kilgore	12.8	1970-71
8. Ted Williams	12.0	1960-61
9. Lance Olson	11.7	1959-60
10. Art Gowens	11.6	1959-60

By Class:

Freshman: Greg Kelsner - 9.6 (1975-76)

Soph.: Johnny Green - 14.6 (1956-57)

Junior: Johnny Green - 17.8 (1957-58)

Senior: Horace Walker - 17.7 (1959-60)

YEAR-BY-YEAR REBOUNDBING LEADERS

Based on total rebounds (since 1955-56)

Year	Name, Pos.	Reb. (Avg.)	Year	Name, Pos.	Reb. (Avg.)
1955-56	Julius McCoy, f	219 (10.0)	1987-88	Carlton Valentine, f	157 (5.6)
1956-57	Johnny Green, c	262 (14.6)	1988-89	Steve Smith, g	229 (6.9)
1957-58	Johnny Green, c	392 (17.8)	1989-90	Ken Reddick, f	232 (6.8)
1958-59	Johnny Green, c	382 (16.6)	1990-91	Mike Peplowski, c	206 (6.9)
1959-60	Horace Walker, f/c	373 (17.7)	1991-92	Mike Peplowski, c	259 (8.6)
1960-61	Ted Williams, c	288 (12.0)	1992-93	Mike Peplowski, c	279 (10.0)
1961-62	Pete Gent, f	206 (9.3)	1993-94	Anthony Miller, c	287 (9.0)
1962-63	Bill Berry, f	184 (9.2)	1994-95	Jamie Feick, c	281 (10.1)
1963-64	Stan Washington, f	245 (10.2)	1995-96	Jamie Feick, c	303 (9.5)
1964-65	Stan Washington, f	248 (10.7)	1996-97	Antonio Smith, f	306 (10.6)
1965-66	Stan Washington, f	234 (10.6)	1997-98	Antonio Smith, f	262 (8.7)
1966-67	Lee Lafayette, c/f	223 (9.7)	1998-99	Antonio Smith, f	319 (8.4)
1967-68	Lee Lafayette, c/f	253 (10.5)	1999-2000	Andre Hutson, f	243 (6.2)
1968-69	Lee Lafayette, c/f	237 (10.3)	2000-01	Andre Hutson, f	244 (7.6)
1969-70	Ralph Simpson, g	239 (10.3)	2001-02	Aloysius Anagnonye, f	196 (6.3)
1970-71	Bill Kilgore, c/f	309 (12.8)	2002-03	Aloysius Anagnonye, f	186 (5.3)
1971-72	Bill Kilgore, c/f	266 (11.1)	2003-04	Paul Davis, c	187 (6.2)
1972-73	Bill Kilgore, c/f	239 (9.9)	2004-05	Paul Davis, c	257 (8.0)
1973-74	Lindsay Hairston, c	326 (13.6)	2005-06	Paul Davis, c	301 (9.1)
1974-75	Lindsay Hairston, c	287 (11.5)	2006-07	Goran Suton, c	235 (6.7)
1975-76	Greg Kelsner, f	260 (9.5)	2007-08	Goran Suton, c	295 (8.2)
1976-77	Greg Kelsner, f	280 (10.8)	2008-09	Goran Suton, c	269 (8.4)
1977-78	Greg Kelsner, f	274 (9.1)	2009-10	Draymond Green, f	286 (7.7)
1978-79	Greg Kelsner, f	278 (8.7)	2010-11	Draymond Green, f	294 (8.6)
1979-80	Ron Charles, f/c	241 (8.9)	2011-12	Draymond Green, f	394 (10.6)
1980-81	Jay Vincent, c/f	229 (8.5)	2012-13	Adreian Payne, f	273 (7.6)
1981-82	Derek Perry, f	151 (5.4)	2013-14	Brandon Dawson, f	233 (8.3)
1982-83	Kevin Willis, c	258 (9.6)	2014-15	Brandon Dawson, f	318 (9.1)
1983-84	Kevin Willis, c	192 (7.7)	2015-16	Matt Costello, f	287 (8.2)
1984-85	Ken Johnson, c	285 (10.2)	2016-17	Miles Bridges, g/f	232 (8.3)
1985-86	Larry Polec, f	178 (5.7)	2017-18	Nick Ward, f	249 (7.1)
1986-87	Carlton Valentine, f	157 (5.6)			

Game

OFF. REB.*	NO.	DATE (OPP.)
1. Goran Suton	11	11/24/2007 (Oak.)
Antonio Smith	11	1/29/1997 (Pur.)
3. Nick Ward	9	3/4/2017 (Mary.)
Matt Costello	9	3/2/2016 (Rutgers)
Brandon Dawson	9	12/3/2014 (UND)
Derrick Nix	9	3/21/2013 (Valpo.)
Morris Peterson	9	3/21/1999 (Ky.)
8. Nick Ward	8	1/28/18 (Maryland)
Deyonta Davis	8	11/13/2015 (FAU)
Brandon Dawson	8	1/24/2015 (Neb.)
Brandon Dawson	8	11/9/2012 (UConn)
Derrick Nix	8	11/13/2010 (FGCU)
Paul Davis	8	12/31/2005 (Copp. St.)
Antonio Smith	8	1/2/1997 (Indiana)
Jon Garavaglia	8	11/28/1995 (Ark.)

DEF. REB.*	NO.	DATE (OPP.)
1. Miles Bridges	19	12/31/17 (Sav. St.)
2. Antonio Smith	17	3/8/1997 (Indiana)
3. Draymond Green	15	3/22/2012 (Lville)
Andre Hutson	15	2/24/2001 (PSU)
5. Miles Bridges	14	11/23/2016 (SJU)
Draymond Green	14	2/5/2012 (Mich.)
7. Brandon Dawson	13	1/8/2015 (Iowa)
Draymond Green	13	3/10/2012 (Wis.)
Goran Suton	13	3/20/2009 (R. Morris)
Antonio Smith	13	2/18/1999 (Mich.)
Jamie Feick	13	2/7/1995 (Pur.)
Mike Peplowski	13	2/8/1992 (Wis.)

* Since 1986-87 Season

TEAM

Season

REBOUNDS	NO.	GAMES
1. 1999-2000	1,521	39
2. 1958-59	1,508	23
3. 2008-09	1,482	38
4. 2014-15	1,458	39
5. 2015-16	1,454	35

REB. AVG.	NO.	GAMES
1. 1958-59	65.5 (1,508)	23
2. 1959-60	57.7 (1,212)	21
3. 1961-62	54.6 (1,201)	22
4. 1964-65	51.7 (1,189)	23
5. 1962-63	51.4 (1,028)	20

REBOUNDING/FIELD-GOAL RECORDS

20-REB. GAMES

29	Horace Walker	12/25/1959 (Butler)
	Johnny Green	12/30/1957 (Washington)
28	Horace Walker	1/23/1960 (Iowa)
	Johnny Green	12/28/1957 (USC)
27	Greg Kelsner	1/3/1976 (Wisconsin)
26	Horace Walker	3/5/1960 (Indiana)
	Keith Stackhouse	2/18/1952 (Minnesota)
25	Ted Williams	1/16/1961 (Michigan)
	Johnny Green	2/21/1959 (Purdue)
24	Horace Walker	1/9/1960 (Michigan)
	Horace Walker	2/16/1959 (N'western)
	Johnny Green	1/5/1959 (Iowa)
	Johnny Green	3/8/1958 (Indiana)
	Horace Walker	12/17/1958 (Notre Dame)
23	Lindsay Hairston	12/20/1974 (San Fran.)
	Lindsay Hairston	2/2/1974 (Purdue)
	Horace Walker	2/1/1960 (Minnesota)
	Johnny Green	12/2/1957 (Butler)
22	Bernard Copeland	3/1/1969 (Ohio State)
	Lee Lafayette	1/7/1967 (Illinois)
	Johnny Green	1/18/1958 (N'western)
	Johnny Green	12/21/1957 (Notre Dame)
21	Miles Bridges	12/31/17 (Savannah State)
	Lindsay Hairston	1/25/1975 (Wisconsin)
	Bill Berry	12/1/1962 (Kansas State)
	Horace Walker	12/5/1959 (Notre Dame)
	Duane Peterson	1/21/1956 (Minnesota)
20	Goran Suton	11/24/2007 (Oakland)
	Kevin Willis	1/8/1983 (Northwestern)
	Kevin Willis	3/5/1983 (Wisconsin)
	Earvin Johnson	12/8/1977 (Wichita St.)
	Bill Kilgore	2/20/1971 (Wisconsin)
	Bill Kilgore	2/13/1971 (Minnesota)
	Ralph Simpson	12/19/1969 (Bradley)
	Lance Olson	2/8/1960 (Illinois)
	Horace Walker	1/16/1960 (Illinois)
	Johnny Green	2/10/1958 (Iowa)
	Johnny Green	1/4/1958 (Ohio State)

YEAR-BY-YEAR FIELD-GOAL % LEADERS

Minimum 100 attempts (since 1946-47)

Year	Name	Pct. (FG-FGA)	Year	Name	Pct. (FG-FGA)
1946-47	Robin Roberts, f	.389 (81-208)	1982-83	Kevin Willis, c	.596 (162-272)
1947-48	Bob Brannum, c	.389 (124-319)	1983-84	Ben Tower, f	.573 (63-110)
1948-49	John Granack, f	.362 (42-116)	1984-85	Ken Johnson, c	.604 (128-212)
1949-50	Bob Carey, c	.448 (65-145)	1985-86	Carlton Valentine, f	.650 (80-123)
1950-51	Sonny Means, g	.378 (39-103)	1986-87	Carlton Valentine, f	.622 (135-217)
1951-52	Gordon Stauffer, g	.365 (77-211)	1987-88	George Papadakos, c	.650 (102-157)
1952-53	Robert Armstrong, c	.379 (96-253)	1988-89	Matt Steigenga, f	.558 (115-206)
1953-54	Bob Devenny, g	.376 (53-141)	1989-90	Matt Steigenga, f	.587 (138-235)
1954-55	Duane Peterson, c	.467 (107-229)	1990-91	Mike Peplowski, c	.627 (99-158)
1955-56	Julius McCoy, f	.423 (228-538)	1991-92	Mike Peplowski, c	.632 (168-266)
1956-57	George Ferguson, f	.428 (137-320)	1992-93	Mike Peplowski, c	.639 (161-252)
1957-58	Johnny Green, c	.512 (164-320)	1993-94	Anthony Miller, c	.651 (162-249)
1958-59	Lance Olson, f	.428 (96-224)	1994-95	Jamie Feick, c	.617 (111-180)
1959-60	Dave Fahs, g	.432 (108-250)	1995-96	Quinton Brooks, f	.564 (195-346)
1960-61	Jack Lamers, f/g	.422 (84-190)	1996-97	Antonio Smith, f	.564 (92-163)
1961-62	Bill Schwarz, g	.415 (71-171)	1997-98	DuJuan Wiley, c	.624 (78-125)
1962-63	Bill Schwarz, g	.419 (67-160)	1998-99	Andre Hutson, f	.617 (111-180)
1963-64	Fred Thomann, c	.480 (145-302)	1999-2000	Andre Hutson, f	.586 (147-251)
1964-65	Stan Washington, f	.474 (185-390)	2000-01	Andre Hutson, f	.622 (173-278)
1965-66	Bill Curtis, f	.487 (149-306)	2001-02	Adam Ballinger, f	.556 (116-213)
1966-67	Heywood Edwards, g	.476 (59-124)	2002-03	Aloysius Anagnonye, f	.618 (97-157)
1967-68	John Bailey, g	.462 (86-186)	2003-04	Paul Davis, c	.568 (163-287)
1968-69	Lee Lafayette, c/f	.436 (155-335)	2004-05	Alan Anderson, f	.556 (149-268)
1969-70	Pat Miller, g/f	.525 (83-158)	2005-06	Paul Davis, c	.566 (206-364)
1970-71	Bill Kilgore, f/c	.523 (134-256)	2006-07	Marquise Gray, f	.578 (96-166)
1971-72	Bill Kilgore, f/c	.581 (142-244)	2007-08	Drew Nymick, c	.650 (65-100)
1972-73	Bill Kilgore, f/c	.574 (163-284)	2008-09	Delvon Roe, f	.566 (81-143)
1973-74	Bill Glover, g	.580 (69-119)	2009-10	Delvon Roe, f	.553 (83-150)
1974-75	Bill Glover, g	.546 (124-227)	2010-11	Delvon Roe, f	.483 (71-147)
1975-76	Greg Kelsner, f	.517 (136-264)	2011-12	Brandon Dawson, f	.577 (109-189)
1976-77	Terry Donnelly, g	.534 (87-163)	2012-13	Adreian Payne, f	.546 (137-251)
1977-78	Greg Kelsner, f	.610 (221-362)	2013-14	Brandon Dawson, f	.613 (136-222)
1978-79	Ron Charles, f/c	.665 (115-173)	2014-15	Gavin Schilling, f	.582 (82-141)
1979-80	Ron Charles, f/c	.676 (169-250)	2015-16	DeYonta Davis, f	.598 (119-199)
1980-81	Derek Perry, f	.601 (83-138)	2016-17	Nick Ward, f	.592 (181-306)
1981-82	Derek Perry, f	.495 (99-200)	2017-18	Nick Ward, f	.648 (162-250)

Game

REBOUNDS	OPPONENT	DATE
1. 84	Iowa	2/15/1964
84	Ohio State	1/19/1959
3. 78	Southern Ill.	12/13/1955
4. 77	Indiana	1/11/1964
77	Butler	12/23/1961

Big Ten Game

REBOUNDS	OPPONENT	DATE
1. 84	Iowa	2/15/1964
84	Ohio State	1/19/1959
3. 77	Indiana	1/11/1964
4. 74	Illinois	2/17/1964
74	Indiana	3/5/1960

INDIVIDUAL

Career

FIELD GOALS	NO.	YEARS
1. Shawn Respert	866	1990-95
2. Scott Skiles	837	1982-86
3. Steve Smith	826	1987-91
4. Greg Kelsner	820	1975-79
5. Jay Vincent	799	1977-81
6. Terry Furlow	721	1972-76
7. Mike Robinson	712	1971-74
8. Sam Vincent	685	1981-85
9. Kalin Lucas	670	2007-11
10. Paul Davis	614	2002-06

FIELD-GOAL ATT.	NO.	YEARS
1. Shawn Respert	1,791	1990-95
2. Steve Smith	1,695	1987-91
3. Scott Skiles	1,623	1982-86
4. Kalin Lucas	1,575	2007-11
5. Jay Vincent	1,555	1977-81
6. Mike Robinson	1,541	1971-74
7. Greg Kelsner	1,517	1975-79
8. Terry Furlow	1,478	1972-76
9. Mateen Cleaves	1,331	1996-2000
10. Denzel Valentine	1,309	2012-16

FIELD-GOAL PCT.*	PCT.	YEARS
1. Ron Charles	.639	1976-80
2. Mike Peplowski	.621	1989-93
3. Nick Ward	.617	2016-present
4. Anthony Miller	.609	1991-94
5. Andre Hutson	.609	1997-2001
6. Carlton Valentine	.601	1984-88
7. Marquise Gray	.576	2005-09
8. Aloysius Anagnonye	.569	1999-2003
9. Matt Costello	.567	2012-16
10. Bill Glover	.560	1972-75
Bill Kilgore	.560	1970-73
* Minimum 350 attempts		





FIELD-GOAL RECORDS

Season

FIELD GOALS	NO.	YEAR
1. Scott Skiles	331	1985-86
2. Terry Furlow	308	1975-76
3. Shawn Respert	272	1993-94
4. Steve Smith	268	1990-91
5. Ralph Simpson	264	1969-70
6. Jay Vincent	259	1980-81
Mike Robinson	259	1972-73
8. Darryl Johnson	247	1986-87
9. Greg Kelsner	246	1978-79
10. Sam Vincent	245	1984-85
Mike Robinson	245	1971-72

By Class:

Fresh.: Nick Ward - 181 (2016-17)

Soph.: Ralph Simpson - 264 (1969-70)

Junior: Shawn Respert - 272 (1993-94)

Senior: Scott Skiles - 331 (1985-86)

FIELD-GOAL ATT.	NO.	YEAR
1. Terry Furlow	653	1975-76
2. Scott Skiles	598	1985-86
3. Ralph Simpson	588	1969-70
4. Steve Smith	566	1990-91
6. Mike Robinson	565	1971-72
5. Shawn Respert	562	1993-94
7. Julius McCoy	538	1955-56
8. Mike Robinson	536	1972-73
9. Pete Gent	526	1963-64
10. Jay Vincent	522	1980-81

By Class:

Fresh.: Earvin Johnson - 382 (1977-78)

Soph.: Ralph Simpson - 588 (1969-70)

Junior: Shawn Respert - 562 (1993-94)

Senior: Terry Furlow - 653 (1975-76)

FG PCT.*	PCT.	YEAR
1. Ron Charles	.676	1979-80
(169-250)		
2. Ron Charles	.665	1978-79
(115-173)		
3. Anthony Millier	.651	1993-94
(162-249)		
4. Carlton Valentine	.650	1985-86
(80-123)		
5. Drew Naynick	.650	2007-08
(65-100)		
6. George Papadakos	.650	1987-88
(102-157)		
7. Nick Ward	.648	2017-18
(162-250)		
8. Mike Peplowski	.639	1992-93
(161-252)		
9. Mike Peplowski	.632	1991-92
(168-266)		
10. Mike Peplowski	.627	1990-91
(99-158)		

* Minimum 100 attempts

By Class:

Fresh.: Andre Hutson - .613 (1997-98)

Soph.: Carlton Valentine - .650 (1985-86)

Junior: Ron Charles - .665 (1978-79)

Senior: Ron Charles - .676 (1979-80)

Game

FIELD GOALS	NO.	DATE (OPP.)
1. Scott Skiles	20	1/18/1986 (Minn.)
Julius McCoy	20	12/21/1955 (ND)
3. Ralph Simpson	19	12/13/1969 (WMU)
4. Darryl Johnson	18	12/29/1986 (BYU)
Scott Skiles	18	1/30/1986 (Wis.)
Terry Furlow	18	1/5/1976 (Iowa)
7. Scott Skiles	17	3/8/1986 (Ohio St.)
Jay Vincent	17	2/28/1981 (Minn.)
Mike Robinson	17	3/3/1973 (Nwestern)
Ralph Simpson	17	12/27/1969 (Oregon)

FG ATTEMPTS	NO.	DATE (OPP.)
1. Julius McCoy	36	2/27/1956 (Wis.)
2. Mike Robinson	34	3/7/1972 (Ohio St.)
Ralph Simpson	34	2/28/1970 (Ohio St.)
Al Ferrari	34	1/5/1953 (Indiana)
5. Scott Skiles	33	3/8/1986 (Ohio St.)
Mike Robinson	33	2/12/1972 (Iowa)
Ralph Simpson	33	1/31/1970 (Minn.)
8. Terry Furlow	32	12/6/1975 (EMU)
Ralph Simpson	32	12/27/1969 (Oregon)
10. Six occasions with 31 FG Attempts		

FG PCT.*	PCT.	DATE (OPP.)
1. Alan Anderson	1.000	2/24/2005 (Wis.)
(10-10)		
Carlton Valentine	1.000	12/2/1986 (Brklyn)
(11-11)		
Ron Charles	1.000	1/24/1980 (Mich.)
(12-12)		
Bob Chapman	1.000	12/2/1977 (R.I.)
(11-11)		
5. Kirk Manns	.917	3/29/1989 (UAB)
(11-12)		
Darryl Johnson	.917	2/15/1986 (Minn.)
(11-12)		
Ron Charles	.917	12/18/1979 (CMU)
(11-12)		
8. Ken Johnson	.909	1/3/1985 (Ohio St.)
(10-11)		
Derek Perry	.909	12/12/1980 (EMU)
(10-11)		
10. Six occasions with .900 (9-10)		
* Minimum 10 attempts		

TEAM

Season

FIELD GOALS	NO.	GAMES
1. 1985-86	1,043	31 games
2. 2013-14	1,024	38 games
3. 1998-99	1,020	38 games
4. 1999-2000	1,018	39 games
5. 2014-15	1,014	39 games

FIELD-GOAL ATT.	NO.	GAMES
1. 2014-15	2,181	39 games
2. 2013-14	2,159	38 games
3. 1998-99	2,156	38 games
4. 1999-00	2,148	39 games
5. 2008-09	2,135	38 games

FIELD-GOAL PCT. NO.	GAMES
1. 1985-86	.561 31 games
2. 1984-85	.537 31 games
3. 1978-79	.527 32 games
4. 1977-78	.524 30 games
5. 1986-87	.524 28 games

Game

FIELD GOALS	OPPONENT	DATE
1. 50	Morehead St.	12/1/1992
50	Oklahoma	12/21/1963
3. 47	East Tenn. St.	12/9/1993
47	New Hampshire	2/30/1977
5. 46	Neb. Omaha	12/4/2011
46	Wisconsin	1/25/1975
46	Wisconsin	1/6/1964

FG ATT.	OPPONENT	DATE
1. 101	BYU	12/23/1963
101	Indiana	3/5/1960
3. 100	Cal State-Full.	12/1/1967
100	Oklahoma	12/21/1963
100	Wisconsin	3/2/1963

FG PCT.	OPPONENT	DATE
1. .738 (31-42)	Minnesota	2/28/1987
2. .733 (33-45)	Ohio State	2/7/2004
3. .686 (35-51)	Cincinnati	12/21/1991
4. .682 (30-44)	at Illinois	1/22/2018
5. .679 (36-53)	Penn State	1/20/2007

Big Ten Game

FIELD GOALS	OPPONENT	DATE
1. 46	Wisconsin	1/25/1975
46	Wisconsin	1/6/1964
3. 44	Michigan	3/4/2000
4. 43	Purdue	2/3/1964
5. 42	Four occasions	

FG ATT.	OPPONENT	DATE
1. 101	Indiana	3/5/1960
2. 100	Wisconsin	3/2/1963
3. 97	Ohio State	3/3/1956
4. 96	Ohio State	2/22/1965
96	Minnesota	1/14/1964
96	Indiana	1/11/1964

FG PCT.	OPPONENT	DATE
1. .738 (31-42)	Minnesota	2/28/1987
2. .733 (33-45)	Ohio State	2/7/2004
3. .682 (30-44)	at Illinois	1/22/2018
4. .679 (36-53)	Penn State	1/20/2007
5. .667 (34-51)	Ohio State	3/5/2016
.667 (26-39)	Illinois	2/7/1985

INDIVIDUAL

Career

FREE THROWS	NO.	YEARS
1. Kalin Lucas	507	2007-11
2. Paul Davis	477	2002-06
3. Sam Vincent	476	1981-85
4. Shawn Respert	468	1990-95
5. Steve Smith	464	1987-91
6. Scott Skiles	446	1982-86
7. Keith Appling	389	2010-14
8. Raymar Morgan	384	2006-10
9. Alan Anderson	379	2001-05
10. Greg Kelsner	374	1975-79

FREE-THROW ATT.	NO.	YEARS
1. Kalin Lucas	637	2007-11
2. Paul Davis	625	2002-06
3. Steve Smith	614	1987-91
4. Sam Vincent	593	1981-85
5. Greg Kelsner	590	1975-79
6. Raymar Morgan	571	2006-10
7. Shawn Respert	546	1990-95
8. Julius McCoy	544	1953-56
9. Scott Skiles	525	1982-86
10. Keith Appling	520	2010-14

FREE-THROW PCT.*	PCT.	YEARS
1. Drew Neitzel (251-290)	.866	2004-08
2. Shawn Respert (468-546)	.857	1990-95
3. Scott Skiles (446-525)	.850	1982-86
4. Alan Anderson (379-456)	.831	2001-05
5. Shannon Brown (241-290)	.831	2003-06
6. Darryl Johnson (200-241)	.830	1983-87
7. Earvin Johnson (363-445)	.816	1977-79
8. Stan Washington (278-341)	.815	1963-66
9. Terry Furlow (335-411)	.815	1972-76
10. Larry Polec (188-231)	.814	1982-86

* Minimum 200 attempts

Season

FREE THROWS	NO.	YEAR
1. Earvin Johnson	202	1978-79
2. Scott Skiles	188	1985-86
3. Terry Furlow	177	1975-76
4. Sam Vincent	176	1984-85
5. Kalin Lucas	172	2008-09
6. Earvin Johnson	161	1977-78
7. Paul Davis	160	2005-06
8. Al Ferrari	152	1954-55
9. Steve Smith	150	1990-91
10. Julius McCoy	144	1950-56

By Class:
 Fresh.: Earvin Johnson - 161 (1977-78)
 Soph.: Earvin Johnson - 202 (1978-79)
 Junior: Shawn Respert - 142 (1993-94)
 Senior: Scott Skiles - 188 (1985-86)

FT ATTEMPTS	NO.	YEAR
1. Earvin Johnson	240	1978-79
2. Julius McCoy	214	1955-56
3. Kalin Lucas	213	2008-09
4. Scott Skiles	209	1985-86
5. Sam Vincent	208	1984-85
6. Earvin Johnson	205	1977-78
7. Bob Adreng	203	1958-59
8. Terry Furlow	202	1975-76
9. Nick Ward	200	2016-17
10. Greg Kelsner	196	1976-77

By Class:
 Fresh.: Earvin Johnson - 205 (1977-78)
 Soph.: Earvin Johnson - 240 (1978-79)
 Junior: Shawn Respert - 196 (1993-94)
 Senior: Julius McCoy - 214 (1955-56)

FT PCT.	PCT.	FT-FTA
1. Darryl Johnson (111-122)	.910	1986-87
2. Cassius Winston (81-90)	.900	2017-18
2. Scott Skiles (188-209)	.900	1985-86
3. A.J. Granger (67-75)	.893	1999-2000
4. Terry Donnelly (60-68)	.882	1979-80
5. Drew Neitzel (123-140)	.879	2006-07
6. Alan Anderson (114-130)	.877	2004-05
7. Terry Furlow (177-202)	.876	1975-76
8. Shawn Respert (68-78)	.872	1991-92
9. Austin Thornton (54-62)	.871	2011-12

* Minimum 50 attempts

By Class:
 Fresh.: Shawn Respert - .872 (1991-92)
 Soph.: Cassius Winston - .900 (2017-18)
 Junior: Drew Neitzel - .879 (2006-07)
 Senior: Darryl Johnson - .910 (1986-87)

Game

FREE THROWS	NO.	DATE (OPP.)
1. Al Ferrari	21	2/28/1955 (Ind.)
2. Terry Furlow	20	1/8/1976 (Western)
3. Kevin Smith	19	1/7/1982 (Ind.)
4. Adreian Payne	17	3/20/2014 (Del.)
Sam Vincent	17	2/24/1983 (Ohio St.)

FT ATTEMPTS	NO.	DATE (OPP.)
1. Al Ferrari	26	2/28/1955 (Ind.)
2. Terry Furlow	22	1/8/1976 (Western)
3. Rudy Benjamin	21	12/12/1970 (WMU)
4. Kevin Smith	19	1/7/1982 (Indiana)
5. Steve Smith	18	2/25/1991 (Minn.)
Earvin Johnson	18	1/20/1979 (Iowa)

FT PCT.	PCT.	DATE (OPP.)
1. Kevin Smith	1.000/17/1982 (Indiana)	(19-19)
Adreian Payne	1.000	3/20/2014 (Del.)
Sam Vincent	1.000	2/24/1983 (OSU)
Steve Smith	1.000	1/19/1991 (Minn.)
(15-15)		
Three (14-14), One (13-13),		
Two (12-12), Seven (11-11), 16 (10-10)		

TEAM

Season

FREE THROWS	NO.	GAMES
1. 2008-09	612	38 games
2. 1999-2000	600	39 games
3. 2002-03	564	35 games
4. 1978-79	559	32 games
5. 2004-05	543	33 games

FT ATTEMPTS	NO.	GAMES
1. 2008-09	877	38 games
2. 1999-2000	816	39 games
3. 1978-79	775	32 games
4. 2002-03	767	35 games
5. 2009-10	764	37 games

FT PCT.	NO.	GAMES
1. 1985-86	.799	31 games
2. 2004-05	.777	33 games
3. 2003-04	.771	30 games
2001-02	.771	31 games
1986-87	.771	28 games

Game

FT	OPPONENT	DATE
1. 42	Oklahoma	12/6/2003
2. 41	Ill.-Chicago	12/3/1983
3. 40	Ohio State	2/24/1983
40	Penn	12/30/1954
5. 36	Wisconsin	1/8/1955

FT ATT.	OPPONENT	DATE
1. 53	Ill.-Chicago	12/3/1983
2. 49	Western Mich.	12/12/1970
49	Wisconsin	1/8/1955
49	Kansas State	1/5/1954
5. 48	Oklahoma	12/6/2003

FREE-THROW PERCENTAGE:

1.000 (18-18)
 vs. Mich. (1/30/2001) & Illinois (1/12/86)

Big Ten Game

FT	OPPONENT	DATE
1. 40	Ohio State	2/24/1983
2. 36	Wisconsin	1/8/1955
3. 34	Indiana	2/23/1963
4. 33	Indiana	2/28/1955
5. 32	Minnesota	1/11/2014

FT ATT.	OPPONENT	DATE
1. 49	Wisconsin	1/8/1955
2. 45	Ohio State	2/24/1983
3. 44	Iowa	1/20/1979
44	Indiana	2/23/1963
5. 42	Penn State	1/3/2001

FREE-THROW PERCENTAGE

1.000 (18-18)
 vs. Mich. (1/30/2001) & Illinois (1/12/86)



FREE-THROW/3-POINT RECORDS

YEAR-BY-YEAR FREE-THROW % LEADERS

Minimum 50 attempts (since 1946-47)

Year	Name	PCT. (FT-FTA)	Year	Name	PCT. (FT-FTA)
1946-47	Bob Geahan, f	.656 (61-93)	1982-83	Scott Skiles, g	.831 (69-83)
1947-48	Bob Brannum, c	.615 (96-156)	1983-84	Scott Skiles, g	.832 (99-119)
1948-49	John Granack, f	.617 (37-60)	1984-85	Sam Vincent, g	.846 (176-208)
1949-50	Jim Snodgrass, g	.694 (50-72)	1985-86	Scott Skiles, g	.900 (188-209)
1950-51	Bob Carey, f/c	.683 (54-79)	1986-87	Darryl Johnson, g	.910 (111-122)
1951-52	Gordon Stauffer, g	.810 (56-69)	1987-88	Steve Smith, g	.758 (69-91)
1952-53	Al Ferrari, f	.691 (123-178)	1988-89	Kirk Manns, g	.839 (47-56)
1953-54	Bob Armstrong, c	.754 (49-65)	1989-90	Kirk Manns, g	.864 (70-81)
1954-55	Al Ferrari, f	.792 (152-192)	1990-91	Steve Smith, g	.802 (150-187)
1955-56	George Ferguson f/g	.699 (65-93)	1991-92	Shawn Respert, g	.872 (68-78)
1956-57	Jack Quiggle, g	.714 (100-140)	1992-93	Shawn Respert, g	.856 (119-139)
1957-58	Jack Quiggle, g	.721 (75-104)	1993-94	Shawn Respert, g	.840 (142-169)
1958-59	Horace Walker, f/c	.719 (69-96)	1994-95	Shawn Respert, g	.869 (139-160)
1959-60	Horace Walker, f/c	.798 (119-149)	1995-96	Thomas Kelley, g	.790 (45-57)
1960-61	Dick Hall, f/c	.800 (104-130)	1996-97	Mateen Cleaves, g	.722 (57-79)
1961-62	Jack Lamers, f/c	.761 (51-67)	1997-98	Charlie Bell, g	.793 (69-87)
1962-63	Jack Lamers, f/g	.770 (47-61)	1998-99	Morris Peterson, f	.814 (114-140)
1963-64	Bill Schwarz, g	.784 (40-51)	1999-2000	A.J. Granger, f	.893 (67-75)
1964-65	Stan Washington, f	.851 (120-141)	2000-01	Charlie Bell, g	.770 (94-122)
1965-66	Stan Washington, f	.798 (91-114)	2001-02	Adam Ballinger, f	.864 (51-59)
1966-67	Steve Rymal, g	.690 (49-71)	2002-03	Alan Anderson, f	.842 (128-152)
1967-68	Harrison Stepler, g	.815 (44-54)	2003-04	Shannon Brown, g	.807 (46-57)
1968-69	Jim Gibbons, f	.714 (79-98)	2004-05	Alan Anderson, f	.877 (114-130)
1969-70	Ralph Simpson, g	.822 (139-169)	2005-06	Paul Davis, c	.870 (160-184)
1970-71	Rudy Benjamin, g	.725 (116-160)	2006-07	Drew Neitzel, g	.879 (123-140)
1971-72	Mike Robinson, g	.707 (104-147)	2007-08	Drew Neitzel, g	.860 (74-86)
1972-73	Mike Robinson, g	.796 (90-113)	2008-09	Goran Suton, c	.848 (67-79)
1973-74	Mike Robinson, g	.773 (99-128)	2009-10	Durrell Summers, g	.795 (62-78)
1974-75	Terry Furlow, f	.825 (99-120)	2010-11	Kalin Lucas, g	.820 (137-167)
1975-76	Terry Furlow, f	.876 (177-202)	2011-12	Austin Thornton, g	.871 (54-62)
1976-77	Terry Donnelly, g	.769 (40-52)	2012-13	Adreian Payne, f	.848 (89-105)
1977-78	Bob Chapman, g	.802 (65-81)	2013-14	Gary Harris, g	.810 (115-142)
1978-79	Earvin Johnson, g/f	.842 (202-240)	2014-15	Denzel Valentine, g	.826 (71-86)
1979-80	Terry Donnelly, g	.882 (60-68)	2015-16	Denzel Valentine, g	.853 (81-95)
1980-81	Mike Brkovich, g/f	.862 (56-65)	2016-17	Eron Harris, g	.776 (45-58)
1981-82	Sam Vincent, g	.747 (68-91)	2017-18	Cassius Winston, g	.900 (81-90)

YEAR-BY-YEAR 3-POINT FG LEADERS

Based on total 3-pointers (since 1982-83)

Year	Name	3FG (avg.)	Year	Name	3FG (avg.)
1982-83 *	Scott Skiles, g	25 (1.2)	2001-02	Chris Hill, g	66 (2.1)
1986-87	Kirk Manns, g	35 (1.2)	2002-03	Chris Hill, g	95 (2.7)
1987-88	Kirk Manns, g	27 (0.9)	2003-04	Chris Hill, g	84 (2.8)
1988-89	Kirk Manns, g	69 (2.1)	2004-05	Chris Hill, g	61 (1.8)
1989-90	Kirk Manns, g	81 (2.6)	2005-06	Maurice Ager, g	83 (2.4)
1990-91	Steve Smith, g	66 (2.2)	2006-07	Drew Neitzel, g	114 (3.3)
1991-92	Shawn Respert, g	60 (2.0)	2007-08	Drew Neitzel, g	97 (2.7)
1992-93	Shawn Respert, g	60 (2.1)	2008-09	Chris Allen, g	52 (1.4)
1993-94	Shawn Respert, g	92 (2.9)	2009-10	Chris Allen, g	53 (1.5)
1994-95	Shawn Respert, g	119 (4.3)	2010-11	Durrell Summers, g	62 (1.8)
1995-96	Ray Weathers, g	39 (1.3)	2011-12	Draymond Green, f	52 (1.4)
1996-97	Ray Weathers, g	53 (1.8)	2012-13	Gary Harris, g	65 (1.9)
1997-98	Jason Klein, f	69 (2.3)	2013-14	Gary Harris, g	81 (2.3)
1998-99	Jason Klein, f	46 (1.2)	2014-15	Denzel Valentine, g	102 (2.6)
1999-2000	Morris Peterson, f	85 (2.2)	2015-16	Bryn Forbes, g	112 (3.2)
2000-01	Charlie Bell, g	52 (1.6)	2016-17	Miles Bridges, g/f	56 (2.0)
			2017-18	Cassius Winston, g	75 (2.1)

*3-Point shot used in Big Ten and NIT games only.

INDIVIDUAL

Career

3-POINT FG	NO.	YEARS
1. Shawn Respert	331	1990-95
2. Chris Hill	306	2001-05
3. Drew Neitzel	273	2004-08
4. Denzel Valentine	265	2012-16
5. Kirk Manns	212	1986-90
6. Travis Trice	202	2011-15
7. Maurice Ager	202	2002-06
8. Bryn Forbes	182	2014-16
9. Durrell Summers	161	2007-11
10. Jason Klein	152	1995-99

3-POINT FG ATT.	NO.	YEARS
1. Chris Hill	735	2001-05
2. Shawn Respert	728	1990-95
3. Drew Neitzel	684	2004-08
4. Denzel Valentine	650	2012-16
5. Maurice Ager	532	2002-06
6. Travis Trice	512	2011-15
7. Mateen Cleaves	457	1996-2000
8. Kirk Manns	446	1986-90
9. Durrell Summers	433	2007-11
10. Keith Appling	413	2010-14

3-PT. FG PCT.*	PCT.	YEARS
1. Kirk Manns (212-446)	.475	1986-90
2. Cassius Winston (102-222)	.459	2016-present
3. Bryn Forbes (182-397)	.458	2012-16
4. Shawn Respert (331-728)	.455	1990-95
5. Ray Weathers (99-222)	.446	1994-97
6. A.J. Granger (77-175)	.440	1996-2000
7. Todd Wolfe (53-121)	.438	1986-90
8. Steve Smith (147-353)	.416	1987-91
9. Chris Hill (306-735)	.416	2001-05
10. Eron Harris (86-209)	.411	2015-17

* Minimum 100 attempts



Cassius Winston connected on 49.7 percent of his 3-point attempts in 2017-18, the fourth-best mark in program history.

Season

3-POINT FG	NO.	YEAR
1. Shawn Respert	119	1994-95
2. Drew Neitzel	114	2006-07
3. Bryn Forbes	112	2015-16
4. Denzel Valentine	104	2015-16
5. Denzel Valentine	102	2014-15
6. Drew Neitzel	97	2007-08
7. Chris Hill	95	2002-03
8. Shawn Respert	92	1993-94
9. Travis Trice	90	2014-15
10. Morris Peterson	85	1999-2000

By Class:

Freshman: Chris Hill - 66 (2001-02)

Soph.: Chris Hill - 95 (2002-03)

Junior: Drew Neitzel - 114 (2006-07)

Senior: Shawn Respert - 119 (1994-95)

3-POINT FG ATT.	NO.	YEAR
1. Drew Neitzel	277	2006-07
2. Shawn Respert	251	1994-95
3. Denzel Valentine	245	2014-15
4. Travis Trice	244	2014-15
Drew Neitzel	244	2007-08
6. Denzel Valentine	234	2015-16
Chris Hill	234	2002-03
8. Bryn Forbes	233	2015-16
9. Gary Harris	230	2013-14
10. Maurice Ager	221	2005-06

By Class:

Freshman: Gary Harris - 158 (2012-13)

Soph.: Chris Hill - 234 (2002-03)

Junior: Drew Neitzel - 277 (2006-07)

Senior: Shawn Respert - 251 (1994-95)

3-PT. FG PCT.	PCT.	YEAR
1. Kirk Manns	.507	1988-89
(69-136)		
2. Todd Wolfe	.500	1988-89
(26-52)		
Scott Skiles	.500	1982-83
(25-50)		
4. Cassius Winston	.497	2017-18
(75-151)		
5. Kenny Kaminski	.494	2013-14
(38-77)		
6. Kelvin Torbert	.484	2003-04
(31-64)		
7. Kirk Manns	.482	1987-88
(27-56)		
8. Bryn Forbes	.481	2015-16
(112-233)		
9. Shawn Respert	.474	1994-95
(119-251)		
10. Kirk Manns	.461	1986-87
(35-76)		

* Minimum 50 attempts

By Class:

Freshman: Scott Skiles - .500 (1982-83)

Soph.: Cassius Winston - .497 (2017-18)

Junior: Kirk Manns - .507 (1988-89)

Senior: Bryn Forbes - .481 (2015-16)

Game

3-POINT FG	NO.	DATE (OPP.)
1. Bryn Forbes	11	3/2/2016 (Rutgers)
2. Chris Hill	10	2/23/2003 (Syr.)
3. Shawn Respert	9	1/11/1995 (Ind.)
4. Bryn Forbes	8	2/6/2016 (Mich.)
Shawn Respert	8	3/11/1995 (Wis.)
Shawn Respert	8	2/15/1995 (Illinois)
Shawn Respert	8	12/29/1994 (Ball St.)
Shawn Respert	8	2/23/1994 (Minn.)
Kirk Manns	8	2/12/1990 (Iowa)
Kirk Manns	8	1/25/1989 (Purdue)

3-PT. FG ATT.	NO.	DATE (OPP.)
1. Chris Hill	18	2/23/2003 (Syr.)
2. Drew Neitzel	17	3/17/2007 (UNC)
Maurice Ager	17	11/22/2005 (Gonz.)
Shawn Respert	17	3/17/95 (Weber St.)
Shawn Respert	17	3/11/1995 (Wis.)
6. Bryn Forbes	16	3/2/2016 (Rut.)
7. Shawn Respert	15	3/8/1995 (Iowa)
8. Gary Harris	13	2/23/2014 (Mich.)
Marcus Taylor	13	3/15/2002 (NCSU)
Shawn Respert	13	1/11/1995 (Ind.)
Steve Smith	13	3/3/1991 (Ohio St.)
Kirk Manns	13	2/12/1990 (Iowa)
Kirk Manns	13	1/13/1990 (Iowa)

3-PT. FG PCT.	PCT.	DATE (OPP.)
1. Travis Trice	.875	1/8/2015 (Iowa)
(7-8)		
Drew Neitzel	.875	11/21/2006 (Vt.)
(7-8)		
3. Bryn Forbes	.800	2/6/2016 (Mich.)
(8-10)		
4. Kirk Manns	.800	1/25/1989 (Pur.)
(8-10)		
5. Bryn Forbes	.778	12/22/2015 (Oak.)
(7-9)		
6. Denzel Valentine	.750	1/20/2016 (Neb.)
(6-8)		
Bryn Forbes	.750	1/10/2016 (PSU)
(6-8)		
Gary Harris	.750	1/5/2013 (Pur.)
(6-8)		
Ray Weathers	.750	12/21/1995 (ETSU)
(6-8)		
10. Bryn Forbes	.700	2/23/2016 (OSU)
(7-10)		

* Minimum 8 attempts

TEAM

Season

3-POINT FG	NO.	GAMES
1. 2015-16	321	35 games
2. 2013-14	307	38 games
3. 2014-15	294	39 games
4. 2017-18	290	35 games
5. 2016-17	273	35 games

3-POINT FG ATT.	NO.	GAMES
1. 2013-14	783	38 games
2. 2014-15	763	39 games
3. 2015-16	739	35 games
4. 2016-17	732	35 games
5. 2017-18	725	3 games

3-POINT FG PCT.	NO.	GAMES
1. 2015-16	.434	35 games
2. 1989-90	.431	34 games
3. 1987-88	.421	28 games
4. 1988-89	.419	33 games
5. 1986-87	.416	28 games

Game

3-PT FG	OPPONENT	DATE
1. 17	Rutgers	1/31/2016
17	Purdue	2/20/2014
3. 16	Maryland	1/4/2018
16	Miss. Valley St.	11/18/2016
16	Rutgers	3/2/2016
16	Northwestern	1/28/2016
16	Michigan	3/4/2000

3-PT FG ATT.	OPPONENT	DATE
1. 37	Syracuse	3/18/2018
2. 35	Va. Tech	11/22/2013
3. 34	Gonzaga	11/22/2005
4. 32	Rutgers	1/31/2016
32	Minnesota	2/26/2015
32	Purdue	2/20/2014
32	Michigan	3/4/2000

Big Ten Game

3-PT FG	OPPONENT	DATE
1. 17	Rutgers	1/31/2016
17	Purdue	2/20/2014
3. 16	Maryland	1/4/2018
16	Rutgers	3/2/2016
16	Northwestern	1/28/2016
16	Michigan	3/4/2000

3-PT FG ATT.	OPPONENT	DATE
1. 32	Rutgers	1/31/2016
32	Minnesota	2/26/2015
32	Purdue	2/20/2014
32	Michigan	3/4/2000
5. 31	Rutgers	3/2/2016



INDIVIDUAL

Career

ASSISTS	NO.	YEARS
1. Mateen Cleaves	816	1996-2000
2. Scott Skiles	645	1982-86
3. Denzel Valentine	639	2012-16
4. Eric Snow	599	1991-95
5. Drew Neitzel	582	2004-08
6. Mark Montgomery	561	1988-92
7. Kalin Lucas	558	2007-11
8. Travis Walton	555	2005-09
9. Earvin Johnson	491	1977-79
10. Keith Appling	465	2010-14

STEALS	NO.	YEARS
1. Mateen Cleaves	195	1996-2000
2. Draymond Green	180	2008-12
3. Scott Skiles	175	1982-86
4. Mark Montgomery	168	1988-92
5. Travis Walton	167	2005-09
6. Branden Dawson	163	2011-15
7. Chris Hill	162	2001-05
8. Sam Vincent	159	1981-85
9. Keith Appling	151	2010-14
10. Ken Redfield	150	1986-90

BLOCKED SHOTS	NO.	YEARS
1. Matt Costello	146	2012-16
2. Branden Dawson	142	2011-15
3. Adreian Payne	141	2010-14
4. Drew Naymick	134	2004-08
5. Draymond Green	117	2008-12
6. Jaren Jackson Jr.	106	2017-18
Delvon Roe	106	2008-11
8. Nick Ward	101	2016-present
9. Matt Steigenga	97	1988-92
10. Ken Johnson	96	1983-85

Season

ASSISTS	NO.	YEAR
1. Mateen Cleaves (7.2 per game)	274	1998-99
2. Earvin Johnson (8.4 per game)	269	1978-79
3. Cassius Winston (6.9 per game)	241	2017-18
Denzel Valentine (7.8 per game)	241	2015-16
5. Earvin Johnson (7.4 per game)	222	1977-78
6. Mateen Cleaves (7.2 per game)	217	1997-98
Eric Snow (7.8 per game)	217	1994-95
8. Eric Snow (6.7 per game)	213	1993-94
9. Scott Skiles (6.5 per game)	203	1985-86
10. Travis Trice (5.1 per game)	197	2014-15

By Class:

Fresh.: Earvin Johnson - 222 (1977-78)
Soph.: Earvin Johnson - 269 (1978-79)
Junior: Mateen Cleaves - 274 (1998-99)
Senior: Eric Snow - 241 (2015-16)

YEAR-BY-YEAR ASSIST LEADERS

Based on total assists (since 1975-76)

Year	Name	Ast. (avg.)	Year	Name	Ast. (avg.)
1975-76	Benny White, g	106 (3.9)	1996-97	Mateen Cleaves, g	146 (5.0)
1976-77	Edgar Wilson, f/g	93 (3.4)	1997-98	Mateen Cleaves, g	217 (7.2)
	Terry Donnelly, g	93 (3.4)	1998-99	Mateen Cleaves, g	274 (7.2)
1977-78	Earvin Johnson, g/f	222 (7.4)	1999-2000	Mateen Cleaves, g	179 (6.9)
1978-79	Earvin Johnson, g/f	269 (8.4)	2000-01	Charlie Bell, g	169 (5.1)
1979-80	Mike Brkovich, g/f	96 (3.6)	2001-02	Marcus Taylor, g	153 (5.3)
1980-81	Kevin Smith, g	130 (4.8)	2002-03	Chris Hill, g	128 (3.7)
1981-82	Kevin Smith, g	126 (4.5)	2003-04	Chris Hill, g	128 (3.7)
1982-83	Scott Skiles, g	146 (4.2)	2004-05	Chris Hill, g	141 (4.3)
1983-84	Scott Skiles, g	128 (4.6)	2005-06	Drew Neitzel, g	189 (5.6)
1984-85	Scott Skiles, g	168 (5.8)	2006-07	Travis Walton, g	191 (5.5)
1985-86	Scott Skiles, g	203 (6.5)	2007-08	Travis Walton, g	156 (4.3)
1986-87	Darryl Johnson, g	112 (4.0)	2008-09	Kalin Lucas, g	176 (4.6)
1987-88	Ed Wright, g	91 (3.3)	2009-10	Kalin Lucas, g	131 (4.0)
1988-89	Ken Redfield, f	131 (4.0)	2010-11	Draymond Green, f	141 (4.1)
1989-90	Steve Smith, g	150 (4.8)	2011-12	Keith Appling, g	144 (3.9)
1990-91	Mark Montgomery, g	169 (5.8)	2012-13	Keith Appling, g	120 (3.3)
1991-92	Mark Montgomery, g	190 (6.3)	2013-14	Keith Appling, g	156 (4.5)
1992-93	Eric Snow, g	145 (5.2)	2014-15	Travis Trice, g	197 (5.1)
1993-94	Eric Snow, g	213 (6.7)	2015-16	Denzel Valentine, g	241 (7.8)
1994-95	Eric Snow, g	217 (7.8)	2016-17	Cassius Winston, g	182 (5.2)
1995-96	Thomas Kelley, g	114 (3.6)	2017-18	Cassius Winston, g	241 (6.9)

STEALS	NO.	YEAR
1. Earvin Johnson	75	1978-79
2. Mateen Cleaves	73	1997-98
3. Earvin Johnson	71	1977-78
4. Mateen Cleaves	69	1998-99
5. Gary Harris	63	2013-14
6. Draymond Green	60	2010-11
Darryl Johnson	60	1986-87
8. Branden Dawson	57	2012-13
Eric Snow	57	1993-94
10. Travis Walton	56	2008-09
Antonio Smith	56	1998-99

By Class:

Fresh.: Earvin Johnson - 68 (1977-78)

Soph.: Earvin Johnson - 75 (1978-79)

Junior: Mateen Cleaves - 69 (1998-99)

Senior: Darryl Johnson - 60 (1986-87)

BLOCKED SHOTS	NO.	YEAR
1. Jaren Jackson Jr.	106	2017-18
2. Ken Johnson	72	1984-85
3. Deyonta Davis	64	2015-16
4. Drew Naymick	60	2007-08
5. Branden Dawson	58	2014-15
6. Drew Naymick	55	2006-07
7. Nick Ward	54	2016-17
8. Ron Charles	51	1979-80
9. DuJuan Wiley	50	1997-98
10. Matt Costello	48	2014-15

By Class:

Freshman: Jaren Jackson Jr. - 106 (2017-18)

Soph.: Nick Ward - 47 (2017-18)

Junior: Drew Naymick - 55 (2006-07)

Senior: Ken Johnson - 72 (1984-85)

Game

ASSISTS	NO.	DATE (OPP.)
1. Mateen Cleaves	20	3/4/2000 (Mich.)
2. Gary Ganakas	17	12/29/1972 (Roch.)
3. Earvin Johnson	14	1/4/1979 (Wis.)
Earvin Johnson	14	12/13/1978 (WMU)
Earvin Johnson	14	3/16/1978 (W. Ky.)
6. Cassius Winston	13	12/31/2017 (SSU)
Denzel Valentine	13	3/5/2016 (OSU)
Denzel Valentine	13	2/14/2016 (Indiana)
Mateen Cleaves	13	1/24/1999 (Ind.)
Mateen Cleaves	13	1/28/1998 (Ind.)
Eric Snow	13	2/11/1995 (Penn St.)
Earvin Johnson	13	3/18/1979 (ND)
Earvin Johnson	13	12/21/1977 (Detroit)



Mateen Cleaves is MSU's all-time assist leader with 816 helpers.

YEAR-BY-YEAR STEAL LEADERS

Based on total steals (since 1977-78)

Year	Name	Stl. (avg.)	Year	Name	Stl. (avg.)
1977-78	Earvin Johnson, g	71 (2.3)	1998-99	Mateen Cleaves, g	69 (1.8)
1978-79	Earvin Johnson, g	75 (2.3)	1999-2000	Charlie Bell, g	47 (1.2)
1979-80	Kevin Smith, g	46 (1.7)	2000-01	Jason Richardson, g	38 (1.2)
1980-81	Kevin Smith, g	38 (1.4)	2001-02	Marcus Taylor, g	31 (1.1)
1981-82	Sam Vincent, g	41 (1.5)	2002-03	Chris Hill, g	51 (1.5)
1982-83	Sam Vincent, g	44 (1.5)	2003-04	Chris Hill, g	46 (1.5)
1983-84	Scott Skiles, g	40 (1.4)	2004-05	Chris Hill, g	44 (1.3)
1984-85	Scott Skiles, g	48 (1.7)	2005-06	Shannon Brown, g	50 (1.5)
1985-86	Scott Skiles, g	54 (1.7)	2006-07	Travis Walton, g	42 (1.2)
1986-87	Darryl Johnson, g	60 (2.1)	2007-08	Goran Suton, c	38 (1.1)
1987-88	Ken Redfield, f	50 (1.8)	2008-09	Travis Walton, g	56 (1.5)
1988-89	Ken Redfield, f	46 (1.4)	2009-10	Draymond Green, f	45 (1.2)
1989-90	Ken Redfield, f	44 (1.3)	2010-11	Draymond Green, f	60 (1.8)
1990-91	Mark Montgomery, g	52 (1.8)	2011-12	Draymond Green, f	54 (1.5)
1991-92	Mark Montgomery, g	48 (1.6)	2012-13	Branden Dawson, f	57 (1.6)
1992-93	Eric Snow, g	27 (1.0)	2013-14	Gary Harris, g	63 (1.8)
1993-94	Eric Snow, g	57 (1.8)	2014-15	Branden Dawson, f	42 (1.2)
1994-95	Eric Snow, g	52 (1.9)	2015-16	Denzel Valentine, g	32 (1.0)
1995-96	Quinton Brooks, f	30 (1.0)	2016-17	Cassius Winston, g	26 (0.7)
1996-97	Antonio Smith, f	29 (1.0)	2017-18	Cassius Winston, g	23 (0.7)
1997-98	Mateen Cleaves, g	73 (2.4)			

YEAR-BY-YEAR BLOCK LEADERS

Based on total blocks (since 1979-80)

Year	Name	Blk. (avg.)	Year	Name	Blk. (avg.)
1979-80	Ron Charles, f/c	51 (1.9)		Morris Peterson, f	22 (0.6)
1980-81	Ben Tower, f	16 (0.6)	1999-2000	A.J. Granger, f	21 (0.5)
1981-82	Richard Mudd, f/c	15 (0.6)	2000-01	Jason Richardson, g	28 (0.8)
1982-83	Kevin Willis, c	35 (1.3)	2001-02	Aloysius Anagnonye, f	31 (1.0)
1983-84	Ken Johnson, f	24 (1.3)	2002-03	Aloysius Anagnonye, f	20 (0.6)
	Kevin Willis, c	24 (0.9)		Adam Ballinger, f	20 (0.6)
1984-85	Ken Johnson, c	72 (2.6)		Erazem Lorbek, f	20 (0.6)
1985-86	Barry Fordham, c	20 (0.6)	2003-04	Paul Davis, c	19 (0.6)
1986-87	George Papadakos, c	12 (0.4)	2004-05	Paul Davis, c	20 (0.6)
1987-88	George Papadakos, c	35 (1.4)	2005-06	Paul Davis, c	29 (0.9)
1988-89	Steve Smith, g	12 (0.4)	2006-07	Drew Naymick, c	55 (1.6)
	Matt Steigenga, f	12 (0.4)	2007-08	Drew Naymick, c	60 (1.7)
1989-90	Matt Steigenga, f	30 (0.9)	2008-09	Delvon Roe, f	29 (0.8)
1990-91	Matt Steigenga, f	32 (1.1)	2009-10	Delvon Roe, f	35 (0.9)
1991-92	Matt Steigenga, f	23 (0.9)	2010-11	Delvon Roe, f	42 (1.2)
1992-93	Mike Poglowski, c	24 (0.9)	2011-12	Adreian Payne, f	39 (1.1)
1993-94	Anthony Miller, c	29 (0.9)	2012-13	Adreian Payne, f	46 (1.3)
1994-95	Quinton Brooks, f	16 (0.6)	2013-14	Matt Costello, f	43 (1.3)
1995-96	Quinton Brooks, f	18 (0.6)	2014-15	Branden Dawson, f	58 (1.7)
1996-97	DuJuan Wiley, c	19 (0.8)	2015-16	DeYonta Davis, f	64 (1.8)
1997-98	DuJuan Wiley, c	50 (1.7)	2016-17	Nick Ward, f	54 (1.5)
1998-99	Andre Hutson, f	22 (0.6)	2017-18	Jaren Jackson Jr., f	106 (3.0)

STEALS

NO.	DATE (OPP.)
1. Mateen Cleaves	9 2/14/1998 (Minn.)
2. Darryl Johnson	8 1/10/1987 (Ohio St.)
Greg Kelsner	8 2/2/1976 (N'western)
4. Jason Richardson	7 2/18/2001 (Purdue)
Greg Kelsner	7 2/4/1978 (Indiana)
Earvin Johnson	7 2/2/1978 (Mich.)
7. Eleven occasions with six steals	

BLOCKED SHOTS NO. DATE (OPP.)

NO.	DATE (OPP.)
1. Jaren Jackson Jr.	8 12/5/2017 (Rutgers)
Ken Johnson	8 12/29/1984 (SDSU)
3. DeYonta Davis	6 1/28/2016 (N'western)
Matt Costello	6 1/18/2014 (Illinois)
Draymond Green	6 12/22/2012 (Lehigh)
Drew Naymick	6 2/9/2008 (N'western)
Ken Johnson	6 1/10/1985 (Purdue)
8. DeYonta Davis	5 11/23/2015 (EMU)
DeYonta Davis	5 11/13/2015 (FAU)
Branden Dawson	5 2/14/2015 (Ohio St.)
Adreian Payne	5 3/23/2013 (Memphis)
Delvon Roe	5 1/15/2011 (N'western)
Keith Appling	5 1/3/2011 (N'western)
Delvon Roe	5 12/4/2009 (Wofford)
Matt Steigenga	5 2/3/1990 (Purdue)
Barry Fordham	5 2/15/1986 (Minn.)

TEAM

Season

ASSISTS	NO.	GAMES
1. 2015-16	719	35 games
2. 2017-18	670	35 games
3. 2014-15	646	39 games
4. 2013-14	637	38 games
5. 2007-08	631	36 games

STEALS	NO.	GAMES
1. 1998-99	298	38 games
2. 2012-13	289	36 games
3. 2011-12	265	37 games
4. 2013-14	259	38 games
5. 2004-05	258	33 games

BLOCKED SHOTS NO.	GAMES
1. 2017-18	251 35 games
2. 2015-16	177 35 games
3. 2014-15	176 39 games
4. 2013-14	174 38 games
5. 2010-11	167 34 games

Game

ASSISTS	OPPONENT	DATE
1. 36	Michigan	3/4/2000
2. 35	Savannah State	12/31/2017
35	Neb. Omaha	12/4/2011
35	Alcorn State	12/13/2008
5. 33	Miss. Valley St.	11/18/2016

STEALS	OPPONENT	DATE
1. 18	Portland St.	12/10/1979
2. 17	Five occasions	

BLOCKS	OPPONENT	DATE
1. 16	Houston Baptist	12/18/2017
2. 13	Indiana	2/3/2018
13	Rutgers	12/5/2017
13	San Jose St.	12/19/2007
5. 12	Florida Atlantic	11/13/2015
12	Nebraska	2/16/2013
12	Northwestern	1/3/2011

Big Ten Game

ASSISTS	OPPONENT	DATE
1. 36	Michigan	3/4/2000
2. 30	Penn State	2/28/2008
30	Iowa	2/17/1975
4. 29	Wisconsin	1/25/1975
29	Ohio State	3/5/2016

STEALS	OPPONENT	DATE
1. 17	Michigan	2/17/1979
2. 16	Wisconsin	3/7/2013
16	Iowa	1/10/2012
16	Northwestern	2/25/1999
5. 15	Michigan	3/7/2010
15	Indiana	2/4/1978

BLOCKS	OPPONENT	DATE
1. 13	Indiana	2/3/2018
13	Rutgers	12/5/2017
3. 12	Nebraska	2/16/2013
12	Northwestern	1/3/2011
5. 10	Rutgers	1/4/2017
10	Indiana	2/14/2016
10	Minnesota	1/11/2014
10	Purdue	3/14/2003



INDIVIDUAL

Career

GAMES PLAYED	NO.	YEARS
1. Draymond Green	145	2008-12
Durrell Summers	145	2007-11
3. Denzel Valentine	144	2012-16
4. Travis Walton	143	2005-09
5. Keith Appling	142	2010-14
6. Kalin Lucas	141	2007-11
7. Charlie Bell	140	1997-2001
8. Derrick Nix	139	2009-13
9. Matt Costello	138	2012-16
Adreian Payne	138	2010-14
Marquise Gray	138	2005-09
Drew Neitzel	138	2004-08
Andre Hutson	138	1997-2001

GAMES STARTED	NO.	YEARS
1. Charlie Bell	136	1997-2001
2. Andre Hutson	129	1997-2001
3. Keith Appling	123	2010-14
Matt Steigenga	123	1988-92
5. Branden Dawson	121	2011-15
6. Raymar Morgan	120	2006-10
7. Kalin Lucas	119	2007-11
8. Shawn Respert	118	1990-95
9. Denzel Valentine	117	2012-16
Drew Neitzel	117	2004-08
Steve Smith	117	1987-91

TEAM

Season

WINS	NO.	GAMES
1. 1998-99	33	38 games
2. 1999-2000	32	39 games
3. 2008-09	31	38 games
4. 2017-18	30	35 games
5. 2015-16	29	35 games
2013-14	29	38 games
2011-12	29	37 games

Game

VICTORY MARGIN	POINTS	DATE
1. vs. Alma	99 (102-3)	2/1/1902
2. vs. Battle Creek YMCA	90 (94-4)	2/25/1905
3. vs. Bay City YMCA	72 (84-12)	2/7/1910
4. vs. DePaul	69 (76-7)	1/13/1919
5. vs. Morehead St.	68 (121-53)	12/1/1992

DEFEAT MARGIN	POINTS	DATE
1. vs. Indiana	52 (55-107)	1/4/1975
2. at Kentucky	50 (86-36)	1/27/1947
3. at Ohio State	44 (87-43)	2/11/1950
4. at Iowa	43 (111-68)	1/16/1965
5. at Detroit A.C.	42 (54-12)	2/10/1911

COMBINED PTS	POINTS	DATE
1. vs. Oklahoma	218 (118-100)	12/21/1963
2. vs. Gonzaga	215 (106-109)	11/22/2005
3. vs. Ball State	212 (117-95)	12/29/1994
4. at Illinois	210 (121-89)	3/9/1965
vs. Indiana	210 (107-103)	1/11/1964

TRIPLE DOUBLES

Earvin Johnson - 8

OPPONENT	PTS.	REB.	AST.
Pennsylvania, 3/24/1979	29	10	10
Lamar, 3/11/1979	13	17	10
Illinois, 2/24/1979	21	11	11
Kansas, 2/4/1979	12	10	11
Northwestern, 1/27/1979	26	10	10
Wisconsin, 1/4/1979	21	13	14
Oregon State, 12/29/1978	10	10	10
Detroit, 12/21/1977	11	10	13

Draymond Green - 3

OPPONENT	PTS.	REB.	AST.
Long Island, 3/16/2012	24	12	10
UCLA, 3/17/2011	23	11	10
Penn State, 2/10/2011	15	14	10

Denzel Valentine - 2

OPPONENT	PTS.	REB.	AST.
Boston College, 11/26/2015	29	11	10
Kansas, 11/17/2015	29	12	12

Charlie Bell - 1

OPPONENT	PTS.	REB.	AST.
Oakland, 11/19/2000	13	11	10



Draymond Green joins Earvin "Magic" Johnson and Cincinnati's Oscar Robertson as the only players in history with more than one triple-double in the NCAA Tournament.

TEAM FOULS	FOULS	DATE
1. at Northwestern	41	2/2/1952
2. at Missouri	39	12/22/1983
at Wisconsin	39	1/29/1977
4. at Minnesota	35	1/12/1952
5. vs. Central Mich.	34	11/29/1980

Big Ten Game

VICTORY MARGIN	POINTS	DATE
1. vs. Michigan	51 (114-63)	3/4/2000
2. vs. Penn State	37 (86-49)	2/2/2008
vs. Northwestern	37 (93-56)	1/18/1995
4. vs. Minnesota	36 (79-43)	3/2/2000
at Northwestern	36 (82-46)	2/27/1986

DEFEAT MARGIN	POINTS	DATE
1. vs. Indiana	52 (55-107)	1/4/1975
2. at Iowa	43 (68-111)	1/16/1965
3. at Iowa	36 (47-83)	2/21/1996
4. at Illinois	32 (89-121)	3/9/1965
at Ohio State	32 (79-111)	1/30/1960

COMBINED SCORE	POINTS	DATE
1. at Illinois	210 (121-89)	3/9/1965
vs. Indiana	210 (107-103)	1/11/1964
3. vs. Illinois	207 (94-113)	2/20/1965
at Indiana	207 (94-113)	2/23/1963
5. vs. Indiana	206 (94-112)	2/8/1965

TEAM FOULS	FOULS	DATE
1. at Northwestern	41	2/2/1952
2. at Wisconsin	39	1/29/1977
3. at Minnesota	35	1/12/1952
4. Four occasions with 33 fouls		

Games at Breslin Ctr.

VICTORY MARGIN	POINTS	DATE
1. vs. Morehead St.	68 (121-53)	12/1/1992
2. vs. Alcorn State	58 (118-60)	12/13/2008
vs. Green Bay	58 (104-46)	11/23/2004
4. vs. Savannah St.	56 (108-52)	12/31/2017
5. vs. Nicholls State	54 (92-38)	12/9/2001
6. vs. New Orleans	53 (101-48)	12/28/2013
7. vs. Michigan	51 (114-63)	3/4/2000
9. vs. Cleveland St.	50 (111-61)	12/29/2017
vs. Nicholls State	50 (102-52)	11/27/2004

FRESHMAN RECORDS

Season

POINTS NO. YEAR

1. Earvin Johnson	511	1977-78
2. Nick Ward	485	2016-17
3. Shawn Respert	474	1991-92
4. Miles Bridges	473	2016-17
5. Gary Harris	439	2012-13

SCORING AVG. AVG. YEAR

1. Earvin Johnson	17.0	1977-78
2. Miles Bridges	16.9	2016-17
3. Shawn Respert	15.8	1991-92
4. Nick Ward	13.9	2016-17
5. Gary Harris	12.9	2012-13

FIELD GOALS NO. YEAR

1. Nick Ward	181	2016-17
2. Miles Bridges	177	2016-17
3. Earvin Johnson	175	1977-78
4. Shawn Respert	173	1991-92
5. Gary Harris	150	2012-13

FIELD-GOAL ATT. NO. YEAR

1. Earvin Johnson	382	1977-78
2. Miles Bridges	364	2016-17
3. Shawn Respert	344	1991-92
4. Gary Harris	329	2012-13
5. Kalin Lucas	320	2007-08

FIELD-GOAL PCT. * PCT. YEAR

1. Andre Hutson	.613	1997-98
2. Deyonta Davis	.598	2015-16
3. Nick Ward	.592	2016-17
4. Zach Randolph	.587	2000-01
Ben Tower	.587	1980-81

* Minimum 100 attempts

3-POINT FG NO. YEAR

1. Chris Hill	66	2001-02
2. Gary Harris	65	2012-13
3. Shawn Respert	60	1991-92
4. Miles Bridges	56	2016-17
5. Keith Appling	39	2010-11

3-POINT FG ATT. NO. YEAR

1. Gary Harris	158	2012-13
2. Chris Hill	148	2001-02
3. Miles Bridges	144	2016-17
4. Shawn Respert	132	1991-92
5. Chris Hill	100	2007-08

3-PT. FG PCT.* PCT. YEAR

1. Scott Skiles	.500	1982-83
2. Kenny Kaminski	.494	2013-14
3. Kirk Manns	.461	1986-87
4. Shawn Respert	.455	1991-92
5. Chris Hill	.446	2001-02

* Minimum 50 attempts

FREE THROWS NO. YEAR

1. Earvin Johnson	161	1977-78
2. Nick Ward	123	2016-17
3. Jaren Jackson Jr.	106	2017-18
4. Paul Davis	97	2002-03
5. Raymar Morgan	80	2006-07
Zach Randolph	80	2000-01

FREE-THROW ATT. NO. YEAR

1. Earvin Johnson	205	1977-78
2. Nick Ward	200	2016-17
3. Paul Davis	147	2002-03
4. Jaren Jackson Jr.	133	2017-18
5. Zach Randolph	126	2000-01

FREE-THROW PCT. PCT. YEAR

1. Shawn Respert	.872	1991-92
2. Scott Skiles	.831	1982-83
3. Shannon Brown	.807	2003-04
4. Kelvin Torbert	.806	2001-02
5. Jaren Jackson Jr.	.797	2017-18

* Minimum 50 attempts

REBOUNDS NO. YEAR

1. Greg Kelsner	260	1975-76
2. Earvin Johnson	237	1977-78
3. Miles Bridges	232	2016-17
4. Nick Ward	227	2016-17
5. Zach Randolph	221	2000-01

REBOUND AVG. AVG. YEAR

1. Greg Kelsner	9.6	1975-76
2. Miles Bridges	8.3	2016-17
3. Earvin Johnson	7.9	1977-78
4. Zach Randolph	6.7	2000-01
5. Nick Ward	6.5	2016-17

ASSISTS NO. YEAR

1. Earvin Johnson	222	1977-78
2. Cassius Winston	182	2016-17
3. Mateen Cleaves	146	1996-97
Scott Skiles	146	1982-83
5. Kalin Lucas	137	2007-08

STEALS NO. YEAR

1. Earvin Johnson	68	1977-78
2. Gary Harris	45	2012-13
3. Mark Montgomery	43	1988-89
4. Sam Vincent	41	1981-82
5. Travis Walton	36	2005-06

BLOCKED SHOTS NO. YEAR

1. Jaren Jackson Jr.	106	2017-18
2. Deyonta Davis	64	2015-16
3. Nick Ward	54	2016-17
4. Miles Bridges	43	2016-17
5. Delvon Roe	29	2008-09

MINUTES PLAYED NO. YEAR

1. Scott Skiles	1,023	1982-83
2. Gary Harris	1,010	2012-13
Earvin Johnson	1,010	1977-78
4. Sam Vincent	965	1981-82
5. Shawn Respert	952	1991-92

GAMES PLAYED NO. YEAR

1. Marvin Clark Jr.	39	2014-15
Lourawls Nairn Jr.	39	2014-15
3. Delvon Roe	38	2008-09
Korie Lucious	38	2008-09
5. Gavin Schilling	37	2013-14
Draymond Green	37	2008-09
Jason Richardson	37	1999-2000
Adam Ballinger	37	1999-2000

TOP DEBUTS

POINTS NO. DATE

1. Jay Vincent	25	11/28/1977
2. Miles Bridges	21	11/11/2016
3. Marcus Taylor	16	11/19/2000
4. Charlie Bell	15	11/17/1997
Matt Steigenga	15	11/28/1988
6. Keith Appling	14	11/12/2010
7. Jaren Jackson Jr.	13	11/10/2017
Deyonta Davis	13	11/13/2015
Chris Allen	13	11/13/2007
Darryl Johnson	13	11/25/1983
Sam Vincent	13	11/27/1981

REBOUNDS NO. DATE

1. Derrick Nix	14	11/13/2009
2. Jaren Jackson Jr.	13	11/10/2017
3. Deyonta Davis	11	11/13/2015
4. Matt Steigenga	10	11/28/1988
Ben Tower	10	11/28/1980
6. Earvin Johnson	9	11/28/1977
7. Denzel Valentine	8	11/9/2012
8. Miles Bridges	7	11/11/2016
Branden Dawson	7	11/11/2011
Andreian Payne	7	11/12/2010
Charlie Bell	7	11/17/1997

ASSISTS NO. DATE

1. Mateen Cleaves	8	11/25/1996
Randy Morrison	8	11/28/1980
Earvin Johnson	8	11/28/1977
4. David Hart	7	12/1/1992
5. Kalin Lucas	6	11/13/2007
6. Marcus Taylor	5	11/19/2000
Terry Donnelly	5	11/29/1976
8. Lourawls Nairn Jr.	4	11/14/2014
Korie Lucious	4	11/16/2008
Drew Neitzel	4	11/19/2004
Steve Smith	4	11/27/1987
Mark Brown	4	11/23/1985





OPPONENT RECORDS

INDIVIDUAL

	RECORD	PLAYER	MSU-OPP	LOCATION	DATE
Points	56	Jimmy Rayl (Indiana)	94-113	Bloomington, Ind.	2/23/1963
	52	Terry Dischinger (Purdue)	74-85	West Lafayette, Ind.	2/25/1961
	48	Jerry Lucas (Ohio State)	68-83	East Lansing	2/11/1961
	48	Gary Bradds (Ohio State)	102-99	East Lansing	1/27/1964
Field Goals	23	Jimmy Rayl (Indiana)	94-113	Bloomington, Ind.	2/23/1963
Field-Goal Att.	48	Jimmy Rayl (Indiana)	94-113	Bloomington, Ind.	2/23/1963
Field-Goal Pct.	1.000 (11-11)	Derek Harper (Illinois)	61-69	Champaign, Ill.	2/19/1983
Free Throws	18	Gary Bradds (Ohio State)	102-99	East Lansing	1/27/1964
Free-Throw Att.	20	Gary Bradds (Ohio State)	102-99	East Lansing	1/27/1964
Free-Throw Pct.	1.000 (14-14)	Robin Freeman (Ohio State)	94-91	East Lansing	1/28/1956
	<i>[Five occasions of 13-13 shooting, three of 12-12, three of 11-11 and five of 10-10]</i>				
3-Point FG	8	Barry Bearden (Ala.-Birmingham)	76-78 OT	New York, N.Y.	3/29/1989
3-Point FG Att.	17	Brandon Cassise (Oakland)	75-71	East Lansing	11/24/2007
Rebounds	23	Don Kojis (Marquette)	74-69	Evanston, Ill.	3/13/1959

Big Ten Games

	RECORD	PLAYER	MSU-OPP	LOCATION	DATE
Points	56	Jimmy Rayl (Indiana)	94-113	Bloomington, Ind.	2/23/1963
Field Goals	23	Jimmy Rayl (Indiana)	94-113	Bloomington, Ind.	2/23/1963
Field-Goal Att.	48	Jimmy Rayl (Indiana)	94-113	Bloomington, Ind.	2/23/1963
Field-Goal Pct.	1.000 (11-11)	Derek Harper (Illinois)	61-69	Champaign, Ill.	2/19/1983
Free Throws	18	Gary Bradds (Ohio State)	102-99	East Lansing	1/27/1964
Free-Throw Att.	20	Gary Bradds (Ohio State)	102-99	East Lansing	1/27/1964
Free-Throw Pct.	1.000 (14-14)	Robin Freeman (Ohio State)	94-91	East Lansing	1/28/1956
	<i>[Four occasions of 13-13 shooting, one of 12-12, one of 11-11 and three of 10-10]</i>				
3-Point FG	7	Talor Battle (Penn State)	65-54	State College, Pa.	2/13/2010
	7	Craig Moore (Northwestern)	78-62	Evanston, Ill.	1/24/2008
	7	Dee Brown (Illinois)	50-60	Champaign, Ill.	1/5/2006
	7	Terrance Simmons (Minnesota)	94-83	Minneapolis, Minn.	2/10/2001
3-Point FG Att.	14	Craig Moore (Northwestern)	78-62	Evanston, Ill.	1/24/2008
	14	Cory Bradford (Illinois)	61-44	East Lansing	2/11/1999
	14	Pete Liskicy (Penn State)	69-58	State College, Pa.	1/15/1997
Rebounds	21	Jordan Murphy (Minnesota)	75-74 OT	Minneapolis, Minn.	12/27/2016
	21	Jerry Lucas (Ohio State)	68-83	East Lansing	2/11/1961

TEAM

	RECORD	TEAM	MSU-OPP	LOCATION	DATE
Points	121	Illinois	89-121	Champaign, Ill.	3/9/1965
Field Goals	50	Illinois	94-113	East Lansing	2/20/1965
	50	Indiana	55-107	East Lansing	1/4/1975
Field-Goal Att.	113	Wisconsin	106-90	East Lansing	1/6/1964
Field-Goal Pct.	.712 (42-59)	Indiana	58-95	Bloomington, Ind.	2/18/1988
Free Throws	42	Colorado	87-90	Kansas City, Mo.	12/28/1956
Free-Throw Att.	51	Penn State	76-85	State College, Pa.	2/2/2008
Free-Throw Pct.	1.000 (24-24)	Northwestern	58-66	Evanston, Ill.	1/27/1977
3-Point FG	16	Minnesota	94-83	Minneapolis, Minn.	2/10/2001
3-Point FG Att.	38	Louisiana-Monroe	83-65	East Lansing, Mich.	11/14/2007
Rebounds	79	Kansas State	82-104	Manhattan, Kan.	12/17/1960
Fouls	35	Purdue	56-47	East Lansing	1/26/1952
Victory Margin	52	Indiana	55-107	East Lansing	1/4/1975

Big Ten Games

	RECORD	TEAM	MSU-OPP	LOCATION	DATE
Points	121	Illinois	89-121	Champaign, Ill.	3/9/1965
Field Goals	50	Illinois	94-113	East Lansing	2/20/1965
	50	Indiana	55-107	East Lansing	1/4/1975
Field-Goal Att.	113	Wisconsin	106-90	East Lansing	1/6/1964
Field-Goal Pct.	.712 (42-59)	Indiana	58-95	Bloomington, Ind.	2/18/1988
Free Throws	37	Minnesota	80-93	East Lansing	1/5/1980
	37	Northwestern	98-93	East Lansing	1/10/1970
Free-Throw Att.	51	Penn State	76-85	State College, Pa.	2/2/2008
Free-Throw Pct.	1.000 (24-24)	Northwestern	58-66	Evanston, Ill.	1/27/1977
3-Point FG	16	Minnesota	94-83	Minneapolis, Minn.	2/10/2001
3-Point FG Att.	31	Michigan	77-62	East Lansing, Mich.	1/27/2008
	31	Iowa	78-79	Iowa City, Iowa	3/8/1995
	31	Purdue	62-59	West Lafayette, Ind.	2/16/2002
Rebounds	77	Michigan	71-72	East Lansing	2/2/1963



TEAM

POINTS	121
by MSU vs. Morehead State, 12/1/1992 (MSU 121-53)	
by MSU vs. Alcorn State, 12/13/2008 (MSU 118-60).....	118
by MSU vs. Ball State, 12/29/1994 (MSU 117-95).....	117
by MSU vs. Cleveland St., 12/29/2017 (MSU 111-61).....	111
by MSU vs. Cleveland St., 12/24/1994 (MSU 111-68).....	111
by MSU vs. Michigan, 3/4/2000 (MSU 114-63).....	114
by MSU vs. Neb. Omaha, 12/4/2011 (MSU 110-68).....	110
by MSU vs. Savannah State, 12/31/2017 (MSU 108-52).....	108
by MSU vs. Houston Baptist, 12/18/2017 (MSU 107-62).....	107
by MSU vs. East Tenn. St., 12/9/1993 (MSU 107-81).....	107
by MSU vs. Green Bay, 11/23/2004 (MSU 104-46).....	104
by MSU vs. Florida A&M, 11/19/2004 (MSU 104-72).....	104
by MSU vs. Indiana, 3/2/2008 (MSU 103-74).....	103
by MSU vs. Long Beach State, 12/21/2017 (102-60).....	102
by MSU vs. Nicholls St., 11/27/2004 (MSU 102-52).....	102
by MSU vs. New Orleans, 12/28/2013 (MSU 101-48).....	101
by MSU vs. Nebraska, 12/4/1991 (MSU 101-78).....	101
FIELD GOALS	50
by MSU vs. Morehead State, 12/1/1992 (MSU 121-53)	
FIELD-GOAL ATTEMPTS	89 (33 MADE)
by Coppin St. vs. Weber St., 12/27/1996 (WSU 92-91 OT)	
FIELD-GOAL PERCENTAGE686 (35-51)
by MSU vs. Cincinnati, 12/21/1991 (MSU 90-89)	
FREE THROWS	33
by Purdue vs. MSU, 2/8/1997 (PU 77-62)	
FREE-THROW ATTEMPTS	46
by Purdue vs. MSU, 2/8/1997 (PU 77-62)	
FREE-THROW PERCENTAGE	1.000 (14-14)
by Wisconsin vs. MSU, 2/16/2012 (MSU 69-55)	
3-POINT FIELD GOALS	17
by MSU vs. Rutgers, 1/31/2016 (MSU 96-62)	
3-POINT FIELD-GOAL ATTEMPTS	38
by Louisiana-Monroe vs. MSU, 11/14/2008 (MSU 83-65)	
3-POINT FIELD-GOAL PERCENTAGE875 (7-8)
by MSU vs. Minnesota, 2/6/1993 (MSU 75-63)	
REBOUNDS	66
by MSU vs. McNeese State, 11/8/2013 (MSU 98-56)	
FOULS	32
by Iowa vs. MSU, 2/18/2001 (MSU 94-70)	

INDIVIDUAL

POINTS	43
Shawn Respert (MSU) vs. Minn., 2/23/1994 (MSU 85-68)	
Alan Henderson (Ind.) vs. MSU, 3/9/1994 (MSU 94-78).....	41
Shawn Respert (MSU) vs. Ind., 3/9/1994 (MSU 94-78).....	40
Steve Smith (MSU) vs. CMU, 12/20/1990 (MSU 74-61).....	38
Steve Smith (MSU) vs. Mich., 3/1/1990 (MSU 78-70).....	36
Shawn Respert (MSU) vs. Ill., 2/15/1995 (MSU 68-58).....	35
Steve Smith (MSU) vs. Evansville, 12/18/1990 (MSU 81-76).....	35
Chris Hill (MSU) vs. Syracuse, 2/23/2003 (SU 76-75).....	34
Marcus Taylor (MSU) vs. Iowa, 3/2/2002 (MSU 93-79).....	34
Miles Bridges (MSU) vs. Houston Baptist, 12/18/2017 (MSU 107-62).....	33
Miles Bridges (MSU) vs. Purdue, 1/24/2017 (PUR 84-73).....	33
Shawn Respert (MSU) vs. Ball St., 12/29/1994 (MSU 117-95).....	33
Steve Smith (MSU) vs. Minn., 1/19/1991 (MSU 73-64).....	33
Kirk Manns (MSU) vs. Iowa, 1/13/1990 (MSU 87-80).....	33
Brandon Bowdry (EMU) vs. MSU, 11/12/2010 (MSU 96-66).....	32
Drew Neitzel (MSU) vs. Chicago St., 12/16/2006 (MSU 69-61).....	32
Paul Davis (MSU) vs. Indiana, 1/31/2004 (MSU 84-72).....	32
Shawn Respert (MSU) vs. Morehead St., 12/1/1992 (MSU 121-53).....	32
Calbert Cheaney (Ind.) vs. MSU, 2/25/1990 (MSU 72-66).....	32
FIELD GOALS	16
Shawn Respert (MSU) vs. Minn., 2/23/1994 (MSU 85-68)	
FIELD-GOAL ATTEMPTS	28
Brandon Bowdry (EMU) vs. MSU, 11/12/2010 (MSU 96-66)	
FIELD-GOAL PCT. (10 ATTEMPTS)	1.000 (10-10)
Alan Anderson (MSU) vs. Wis., 2/24/2005 (MSU 83-61)	
FREE THROWS	15
Keith Appling (MSU) vs. Minn., 1/11/2014 (MSU 87-75 ot)	
Steve Smith (MSU) vs. Minn., 1/19/1991 (MSU 73-64)	
FREE-THROW ATTEMPTS	16
Nick Ward (MSU) vs. Oakland, 12/21/2016 (MSU 77-65)	
FREE-THROW PERCENTAGE (10 ATTEMPTS)	1.000
Steve Smith (MSU) 15-15 vs. Minn., 1/15/1991 (MSU 73-64)	
Alan Anderson (MSU) 14-14 vs. Ohio St., 1/9/2003 (MSU 66-55)	
Shawn Respert (MSU) 13-13 vs. WSU, 12/30/1992 (MSU 77-61)	
Terry Mills (Mich.) 13-13 vs. MSU, 3/1/1990 (MSU 78-70)	
Keith Appling (MSU) 12-12 vs. Lehigh, 12/22/2011 (MSU 90-81)	
Devon Begley (N'earthen) 10-10 vs. MSU, 12/18/2016 (NU 81-73)	
Draymond Green (MSU) 10-10 vs. N'western, 1/15/2011 (MSU 71-67)	
3-POINT FIELD GOALS	10
Chris Hill (MSU) vs. Syracuse, 2/23/2003 (SU 76-75)	
3-POINT FIELD-GOAL ATTEMPTS	18
Chris Hill (MSU) vs. Syracuse, 2/23/2003 (SU 76-75)	
REBOUNDS	21
Miles Bridges (MSU) vs. Savannah State (12/31/2017) (MSU 108-52)	
ASSISTS	20
Mateen Cleaves (MSU) vs. Mich., 3/4/2000 (MSU 114-63)	



ALL-TIME SUMMARY

YEAR	G	OVERALL		BIG TEN		PLACE	COACH	CAPTAIN(S)
		W-L	PCT.	W-L	PCT.			
1898-99	2	0-2	.000				No established coach	No captain selected
1899-00	4	2-2	.500				Charles O. Bemies	No captain selected
1900-01	3	3-0	1.000				Charles O. Bemies	Charles Blanchard
1901-02	5	5-0	1.000				George E. Denman	James Cooper
1902-03	6	6-0	1.000				George E. Denman	Joseph Haftencamp
1903-04	8	5-3	.625				Chester L. Brewer	Edward Balbach
1904-05	8	5-3	.625				Chester L. Brewer	Foley Tuttle
1905-06	13	11-2	.846				Chester L. Brewer	No captain selected
1906-07	16	14-2	.875				Chester L. Brewer	Edward Krehl
1907-08	20	15-5	.750				Chester L. Brewer	Roy Vondette
1908-09	15	10-5	.667				Chester L. Brewer	Parnell McKerna
1909-10	15	10-5	.667				Chester L. Brewer	Claude Hannish
1910-11	14	5-9	.357				John F. Macklin	Fred Busch
1911-12	15	12-3	.800				John F. Macklin	Ralph Chamberlain
1912-13	13	8-5	.615				John F. Macklin	Robert Goss
1913-14	12	8-4	.667				John F. Macklin	George Gauthier
1914-15	16	7-9	.438				John F. Macklin	Oscar Miller
1915-16	16	8-8	.500				John F. Macklin	Lyman Frimodig
1916-17	16	11-5	.688				George E. Gauthier	Albert McClelland
1917-18	16	6-10	.375				George E. Gauthier	Byron Murray
1918-19	18	9-9	.500				George E. Gauthier	Lawrence Kurtz
1919-20	36	21-15	.583				George E. Gauthier	George Garrett
1920-21	21	13-8	.619				Lyman L. Frimodig	Walter Foster
1921-22	24	11-13	.458				Lyman L. Frimodig	Lloyd Heasley
1922-23	19	10-9	.526				Fred H. Walker	Clarence Fessenden
1923-24	20	10-10	.500				Fred H. Walker	Wesley Eva
1924-25	19	6-13	.316				John H. Kobs	Matt Nuttula
1925-26	18	5-13	.278				John H. Kobs	Paul Hackett
1926-27	18	7-11	.389				Benjamin F. VanAlstyne	Kenneth Drew
1927-28	15	11-4	.733				Benjamin F. VanAlstyne	Vern Dickeson
1928-29	16	11-5	.688				Benjamin F. VanAlstyne	Carl Felt
1929-30	16	12-4	.750				Benjamin F. VanAlstyne	James VanZylen
1930-31	17	16-1	.941				Benjamin F. VanAlstyne	Art Haga, Roger Grove, Edward Scott
1931-32	17	12-5	.706				Benjamin F. VanAlstyne	Dee Pineo
1932-33	17	10-7	.588				Benjamin F. VanAlstyne	Gerald McCaslin, Alton Kircher
1933-34	17	12-5	.705				Benjamin F. VanAlstyne	Wendall Patchett
1934-35	18	14-4	.778				Benjamin F. VanAlstyne	Robert Herrick, Milo Rouse, Arnold VanFaasen
1935-36	17	8-9	.471				Benjamin F. VanAlstyne	Daniel Reck
1936-37	17	5-12	.294				Benjamin F. VanAlstyne	Ron Garlock
1937-38	17	9-8	.529				Benjamin F. VanAlstyne	Howard Kraft
1938-39	17	9-8	.529				Benjamin F. VanAlstyne	Leo Callahan
1939-40	20	14-6	.700				Benjamin F. VanAlstyne	Max Dalrymple, Martin Hutt
1940-41	17	11-6	.647				Benjamin F. VanAlstyne	Robert Phillips
1941-42	21	15-6	.714				Benjamin F. VanAlstyne	Chester Aubuchon
1942-43	16	2-14	.125				Benjamin F. VanAlstyne	Carl Petroski
1943-44	No Schedule - World War II							
1944-45	16	9-7	.588				Benjamin F. VanAlstyne	Nickolas Hashu
1945-46	21	12-9	.571				Benjamin F. VanAlstyne	Oliver White
1946-47	21	11-10	.524				Benjamin F. VanAlstyne	Robin Roberts
1947-48	22	12-10	.545				Benjamin F. VanAlstyne	Robert Brannum
1948-49	21	9-12	.429				Benjamin F. VanAlstyne	Robert Geahan, Jack Wulf
1949-50	22	4-18	.182				Alton S. Kircher	Robert Robbins
1950-51	21	10-11	.476	5-9	.357	T-7th	Peter F. Newell	James Snodgrass
1951-52	22	13-9	.591	6-8	.428	T-5th	Peter F. Newell	Clarence (Sonny) Means
1952-53	22	13-9	.591	11-7	.611	T-3rd	Peter F. Newell	Erik Furseth
1953-54	22	9-13	.409	4-10	.286	8th	Peter F. Newell	Keith Stackhouse
1954-55	22	13-9	.591	8-6	.571	4th	Forrest A. Anderson	Al Ferrari
1955-56	22	13-9	.591	7-7	.500	5th	Forrest A. Anderson	Walter Godfrey
1956-57	26	16-10	.615	10-4	.714	T-1st	Forrest A. Anderson	George Ferguson
1957-58	22	16-6	.727	9-5	.643	3rd	Forrest A. Anderson	Jack Quiggle
1958-59	23	19-4	.826	12-2	.857	1st	Forrest A. Anderson	Robert Anderegg, Johnny Green
1959-60	21	10-11	.476	5-9	.357	8th	Forrest A. Anderson	Lance Olson, Horace Walker
1960-61	24	7-17	.292	3-11	.214	9th	Forrest A. Anderson	David Fahs
1961-62	22	8-14	.381	3-11	.214	T-9th	Forrest A. Anderson	Arthur Schwarm

ALL-TIME SUMMARY

YEAR	G	OVERALL		BIG TEN		PLACE	COACH	CAPTAIN(S)
		W-L	PCT.	W-L	PCT.			
1962-63	20	4-16	.200	3-11	.214	9th	Forrest A. Anderson	John Lamers
1963-64	24	14-10	.583	8-6	.571	T-4th	Forrest A. Anderson	George (Pete) Gent
1964-65	23	5-18	.217	1-13	.071	10th	Forrest A. Anderson	Marcus Sanders
1965-66	22	15-7	.682	10-4	.714	2nd	John E. Benington	William Curtis
1966-67	23	16-7	.696	10-4	.714	T-1st	John E. Benington	Matthew Aitch
1967-68	24	12-12	.500	6-8	.428	T-6th	John E. Benington	John Bailey
1968-69	23	11-12	.478	6-8	.428	T-5th	John E. Benington	Lee Lafayette
1969-70	24	9-15	.375	5-9	.357	T-6th	Gus G. Ganakas	James Gibbons, Lloyd Ward
1970-71	24	10-14	.417	4-10	.286	T-7th	Gus G. Ganakas	Rudy Benjamin
1971-72	24	13-11	.542	6-8	.428	T-5th	Gus G. Ganakas	Ronald Gutkowski, Pat Miller
1972-73	24	13-11	.542	6-8	.428	T-6th	Gus G. Ganakas	Bill Kilgore
1973-74	24	13-11	.542	8-6	.571	T-4th	Gus G. Ganakas	Michael Robinson
1974-75	26	17-9	.654	10-8	.555	5th	Gus G. Ganakas	Lindsay Hairston
1975-76	27	14-13	.518	10-8	.555	4th	Gus G. Ganakas	Terry Furlow
1976-77	27	12-15	.444	9-9	.500	5th	Jud Heathcote	Robert Chapman
1977-78	30	25-5	.833	15-3	.833	1st	Jud Heathcote	Robert Chapman, Greg Kelsner
1978-79	32	26-6	.813	13-5	.722	T-1st	Jud Heathcote	Earvin Johnson, Greg Kelsner
1979-80	27	12-15	.444	6-12	.333	9th	Jud Heathcote	Ron Charles, Terry Donnelly
1980-81	27	13-14	.481	7-11	.389	8th	Jud Heathcote	Mike Brkovich, Jay Vincent
1981-82	28	12-16	.429	7-11	.389	T-7th	Jud Heathcote	Kurt James, Kevin Smith
1982-83	30	17-13	.566	9-9	.500	T-6th	Jud Heathcote	Bill Cavood, Derek Perry
1983-84	28	16-12	.571	9-9	.500	T-5th	Jud Heathcote	Ben Tower, Kevin Willis
1984-85	29	19-10	.655	10-8	.555	T-5th	Jud Heathcote	Sam Vincent, Richard Mudd
1985-86	31	23-8	.742	12-6	.667	3rd	Jud Heathcote	Scott Skiles, Larry Polec
1986-87	28	11-17	.393	6-12	.333	7th	Jud Heathcote	Darryl Johnson, Barry Fordham
1987-88	28	10-18	.357	5-13	.278	8th	Jud Heathcote	Ed Wright, Carlton Valentine, George Papadakos
1988-89	33	18-15	.545	6-12	.333	T-8th	Jud Heathcote	Ken Redfield, Todd Wolfe
1989-90	34	28-6	.824	15-3	.833	1st	Jud Heathcote	Steve Smith, Ken Redfield
1990-91	30	19-11	.633	11-7	.611	T-3rd	Jud Heathcote	Steve Smith, Matt Steigenga
1991-92	30	22-8	.733	11-7	.611	T-3rd	Jud Heathcote	Mark Montgomery, Matt Steigenga
1992-93	28	15-13	.536	7-11	.389	T-8th	Jud Heathcote	Dwayne Stephens, Mike Peplowski
1993-94	32	20-12	.625	10-8	.555	T-4th	Jud Heathcote	Kris Weshinsky, Shawn Respert
1994-95	28	22-6	.785	14-4	.778	2nd	Jud Heathcote	Eric Snow, Shawn Respert
1995-96	32	16-16	.500	9-9	.500	7th	Tom Izzo	Quinton Brooks, Jamie Feick
1996-97	29	17-12	.586	9-9	.500	T-6th	Tom Izzo	Antonio Smith, Steve Polonowski
1997-98	30	22-8	.733	13-3	.813	T-1st	Tom Izzo	Antonio Smith, Mateen Cleaves
1998-99	38	33-5	.868	15-1	.937	1st	Tom Izzo	Antonio Smith, Mateen Cleaves
1999-2000	39	32-7	.821	13-3	.813	T-1st	Tom Izzo	Jason Klein, Thomas Kelley
2000-01	33	28-5	.848	13-3	.813	T-1st	Tom Izzo	Mateen Cleaves, A.J. Granger
2001-02	31	19-12	.613	10-6	.625	5th	Tom Izzo	Morris Peterson
2002-03	35	22-13	.629	10-6	.625	T-3rd	Tom Izzo	Charlie Bell, Andre Hutson, David Thomas
2003-04	30	18-12	.600	12-4	.750	T-2nd	Tom Izzo	Aloysius Anagnone, Adam Ballinger
2004-05	33	26-7	.788	13-3	.813	2nd	Tom Izzo	Alan Anderson, Jason Andreas, Kelvin Torbert
2005-06	34	22-12	.647	8-8	.500	t-6th	Tom Izzo	Alan Anderson, Tim Bograkovs
2006-07	35	23-12	.657	8-8	.500	t-7th	Tom Izzo	Chris Hill, Kelvin Torbert
2007-08	36	27-9	.750	12-6	.667	4th	Tom Izzo	Maurice Ager, Shannon Brown
2008-09	38	31-7	.816	15-3	.833	1st	Tom Izzo	Paul Davis, Delco Rowley
2009-10	37	28-9	.757	14-4	.778	t-1st	Tom Izzo	Drew Neitzel, Travis Walton
2010-11	34	19-15	.559	9-9	.500	t-4th	Tom Izzo	Drew Neitzel, Travis Walton
2011-12	37	29-8	.784	13-5	.722	t-1st	Tom Izzo	Travis Walton, Kalin Lucas
2012-13	36	27-9	.750	13-5	.722	t-2nd	Tom Izzo	Isaiah Dahlman, Draymond Green
2013-14	38	29-9	.763	12-6	.667	t-2nd	Tom Izzo	Kalin Lucas, Raymar Morgan
2014-15	39	27-12	.692	12-6	.667	t-3rd	Tom Izzo	Kalin Lucas, Draymond Green
2015-16	35	29-6	.829	13-5	.722	2nd	Tom Izzo	Draymond Green, Austin Thornton
2016-17	35	20-15	.571	10-8	.556	t-5th	Tom Izzo	Keith Appling, Russell Byrd, Derrick Nix
2017-18	35	30-5	.857	16-2	.889	1st	Tom Izzo	No captain selected
Totals	2,784	1,698-1,086	.610	630-482	.566	14 - Big Ten Titles		Branden Dawson, Travis Trice, Denzel Valentine
								Matt Costello, Lourawls Nairn Jr., Denzel Valentine
								Eron Harris, Lourawls Nairn Jr.
								Miles Bridges, Lourawls Nairn Jr.





YEAR-BY-YEAR STATISTICS

YEAR	GP	FG-FGA	FG%	3FG-FGA	3FG%	FT-FTA	FTA%	REB/AVG.	AST.	TO	BLKS	STL	PTS/AVG.
1948-49	21	370-922	.401	---	---	263-465	.566	---	---	---	---	---	1004/47.8
1949-50	22	468-1558	.300	---	---	308-522	.590	---	---	---	---	---	1244/56.5
1950-51	21	377-1304	.289	---	---	278-451	.618	---	---	---	---	---	1032/49.1
1951-52	22	479-1451	.330	---	---	327-535	.611	---	---	---	---	---	1285/58.5
1952-53	22	471-1438	.321	---	---	270-417	.607	696/31.6	---	---	---	---	1359/61.6
1953-54	22	505-1531	.322	---	---	246-479	.666	---	---	---	---	---	1489/67.7
1954-55	22	613-1545	.397	---	---	268-525	.588	---	---	---	---	---	1751/79.0
1955-56	22	648-1711	.378	---	---	436-688	.633	1095/49.8	---	---	---	---	1732/78.7
1956-57	26	735-1930	.380	---	---	459-718	.639	1181/45.4	---	---	---	---	1929/74.1
1957-58	22	660-1625	.400	---	---	326-555	.587	1121/51.0	---	---	---	---	1646/74.8
1958-59	23	742-1852	.400	---	---	402-639	.629	1508/65.5	---	---	---	---	1886/82.0
1959-60	21	641-1626	.394	---	---	372-514	.723	1212/57.7	---	---	---	---	1654/78.7
1960-61	24	676-1812	.373	---	---	447-636	.702	1226/51.0	---	---	---	---	1799/74.9
1961-62	22	649-1725	.376	---	---	353-535	.659	1201/54.5	---	---	---	---	1651/75.0
1962-63	20	586-1490	.393	---	---	388-541	.717	1028/51.4	---	---	---	---	1560/78.0
1963-64	24	887-2093	.423	---	---	437-647	.675	1442/60.0	---	---	---	---	2211/92.1
1964-65	23	762-1770	.430	---	---	453-601	.753	1189/51.7	---	---	---	---	1977/85.9
1965-66	22	682-1616	.422	---	---	366-422	.701	1087/49.4	---	---	---	---	1730/78.6
1966-67	23	679-1704	.398	---	---	341-543	.628	1162/50.5	---	---	---	---	1699/73.8
1967-68	24	679-1685	.402	---	---	367-547	.670	1124/46.8	---	---	---	---	1725/71.8
1968-69	23	648-1559	.415	---	---	382-590	.647	1048/45.5	---	---	---	---	1678/72.9
1969-70	24	769-1711	.449	---	---	396-533	.743	961/40.0	---	---	---	---	1934/80.6
1970-71	24	716-1569	.456	---	---	395-600	.658	1082/45.1	---	---	---	---	1827/76.1
1971-72	24	746-1659	.449	---	---	353-577	.612	1070/44.6	---	---	---	---	1845/76.9
1972-73	24	831-1718	.483	---	---	302-437	.691	1045/43.5	---	---	---	---	1964/81.8
1973-74	24	807-1642	.491	---	---	294-441	.667	1017/42.4	---	---	---	---	1908/79.5
1974-75	26	860-1713	.502	---	---	384-530	.724	1063/40.9	---	---	---	---	2104/80.9
1975-76	27	822-1785	.460	---	---	443-576	.769	1117/41.4	371	---	---	---	2087/77.3
1976-77	27	774-1549	.499	---	---	385-572	.673	1059/39.2	391	---	---	---	1933/71.6
1977-78	30	908-1732	.524	---	---	485-689	.704	1175/39.3	474	---	---	---	2301/76.7
1978-79	32	932-1769	.527	---	---	559-775	.721	1186/37.1	505	---	---	---	2423/75.7
1979-80	27	760-1493	.509	---	---	359-519	.692	921/34.1	419	---	72	182	1881/69.7
1980-81	27	741-1456	.509	---	---	344-487	.706	802/29.7	364	---	47	152	1826/67.6
1981-82	28	684-1494	.458	---	---	278-420	.662	864/30.9	293	---	66	155	1646/58.8
1982-83	30	821-1660	.495	36-90	.400	404-571	.708	973/32.4	385	---	86	186	2082/69.4
1983-84	28	729-1511	.482	---	---	418-562	.744	921/32.9	323	---	92	173	1881/69.7
1984-85	29	837-1559	.537	---	---	420-583	.720	963/33.2	391	425	105	163	2094/72.2
1985-86	31	1043-1860	.561	---	---	490-613	.799	1016/32.8	523	381	50	167	2576/83.1
1986-87	28	813-1552	.524	72-173	.416	408-529	.771	868/31.0	408	389	60	152	2106/75.2
1987-88	28	767-1543	.497	69-164	.421	343-509	.674	928/33.1	412	494	57	191	1946/69.5
1988-89	33	923-1908	.483	155-370	.419	437-610	.716	1099/33.3	539	487	46	255	2438/73.9
1989-90	34	967-1884	.513	160-371	.431	498-724	.688	1297/38.2	576	532	82	171	2592/76.2
1990-91	30	818-1693	.483	127-330	.385	377-542	.696	1061/35.4	455	404	74	143	2140/71.3
1991-92	30	857-1675	.512	124-332	.374	381-551	.692	1046/34.9	534	490	75	189	2219/74.0
1992-93	28	806-1591	.507	116-311	.373	351-546	.643	1096/39.1	476	427	76	131	2079/74.3
1993-94	32	944-1875	.504	159-420	.379	379-567	.668	1176/36.8	514	508	88	213	2426/75.8
1994-95	28	829-1664	.498	158-387	.408	378-562	.673	1074/38.4	462	393	46	180	2194/78.4
1995-96	32	732-1710	.428	120-373	.322	402-603	.667	1204/37.6	402	517	73	156	1986/62.1
1996-97	29	753-1666	.452	140-437	.320	379-577	.657	1092/37.7	398	465	70	168	2025/69.8
1997-98	30	799-1779	.449	176-493	.357	428-639	.670	1197/39.9	446	461	117	229	2202/73.4
1998-99	38	1020-2156	.473	171-506	.338	515-703	.733	1383/36.4	575	538	100	298	2726/71.7
1999-00	39	1018-2148	.474	253-669	.378	600-816	.735	1521/39.0	602	569	105	256	2889/74.1
2000-01	33	957-1957	.489	146-453	.322	493-686	.719	1404/42.5	579	451	133	210	2553/77.4
2001-02	32	764-1654	.462	180-458	.393	442-573	.771	1163/37.5	438	461	93	155	2150/69.4
2002-03	35	812-1795	.452	179-477	.375	564-767	.735	1226/35.0	474	502	122	217	2367/67.6
2003-04	30	748-1519	.492	190-474	.401	452-586	.771	910/30.3	441	438	54	218	2138/71.3
2004-05	33	914-1875	.487	219-615	.356	543-699	.777	1198/36.3	565	451	87	258	2590/78.5
2005-06	34	896-1879	.477	204-540	.378	524-681	.769	1212/35.6	567	478	101	214	2520/74.1
2006-07	35	806-1718	.469	182-486	.374	482-671	.718	1217/34.8	560	521	162	180	2275/65.0
2007-08	36	949-1976	.480	179-483	.371	487-661	.737	1330/36.9	631	490	152	208	2564/71.2
2008-09	38	962-2135	.451	201-567	.354	612-877	.698	1482/39.0	611	532	107	248	2737/72.0
2009-10	37	974-2068	.471	187-543	.344	523-764	.685	1426/38.5	606	514	123	242	2658/71.8
2010-11	34	817-1894	.431	220-620	.355	484-691	.700	1256/36.9	509	454	167	219	2338/68.8
2011-12	37	960-2012	.477	200-555	.360	531-759	.700	1403/37.9	566	480	157	265	2651/71.6
2012-13	36	882-1921	.459	177-523	.338	507-710	.714	1361/37.8	474	489	140	289	2448/68.0
2013-14	38	1024-2159	.474	307-783	.392	515-728	.707	1400/36.8	637	440	174	259	2870/75.5
2014-15	39	1014-2181	.465	294-763	.385	451-714	.632	1458/37.4	646	441	176	203	2773/71.1
2015-16	35	1009-2078	.486	321-739	.434	454-623	.729	1454/41.5	719	416	177	156	2793/79.8
2016-17	35	905-1927	.470	273-732	.373	432-645	.670	1275/36.4	591	490	162	151	2515/71.9
2017-18	35	991-1996	.496	290-725	.400	535-716	.747	1439/41.1	670	459	251	143	2807/80.2

YEAR-BY-YEAR OPPONENT STATISTICS

YEAR	GP	FG-FGA	FG%	3FG-FGA	3FG%	FT-FTA	FTA%	REB/AVG.	AST.	TO	BLKS	STL	PTS/AVG.
1948-49	21	390- ---	---	---	---	265-445	.596	---	---	---	---	---	1045/49.8
1949-50	22	565-1732	.326	---	---	329-559	.558	---	---	---	---	---	1459/66.3
1950-51	21	321-1034	.312	---	---	365-597	.612	---	---	---	---	---	1007/48.1
1951-52	22	418-1344	.311	---	---	377-581	.647	---	---	---	---	---	1213/56.0
1952-53	22	477-1298	.344	---	---	251-448	.642	619/28.1	---	---	---	---	1343/61.1
1953-54	22	481-1275	.372	---	---	267-498	.651	---	---	---	---	---	1460/66.3
1954-55	22	604-1659	.364	---	---	246-468	.655	---	---	---	---	---	1676/76.0
1955-56	22	618-1624	.380	---	---	464-693	.699	874/39.7	---	---	---	---	1700/77.2
1956-57	26	658-1776	.370	---	---	507-711	.711	991/38.1	---	---	---	---	1823/70.1
1957-58	22	570-1628	.343	---	---	315-481	.654	847/38.5	---	---	---	---	1455/66.1
1958-59	23	654-1724	.379	---	---	337-517	.651	1089/47.3	---	---	---	---	1645/71.5
1959-60	21	665-1589	.418	---	---	294-445	.660	990/47.1	---	---	---	---	1624/77.3
1960-61	24	766-1782	.424	---	---	422-630	.669	1323/55.1	---	---	---	---	1954/81.4
1961-62	22	629-1544	.407	---	---	417-607	.685	1162/52.8	---	---	---	---	1675/76.1
1962-63	20	639-1527	.418	---	---	390-544	.716	1071/53.5	---	---	---	---	1668/83.4
1963-64	24	850-1991	.421	---	---	455-678	.671	1337/55.7	---	---	---	---	2156/89.8
1964-65	23	882-1886	.467	---	---	406-580	.700	1145/49.7	---	---	---	---	2170/94.3
1965-66	22	585-1396	.420	---	---	404-569	.710	979/44.5	---	---	---	---	1575/71.5
1966-67	23	571-1396	.409	---	---	442-627	.704	1075/46.7	---	---	---	---	1584/68.8
1967-68	24	627-1472	.425	---	---	474-676	.701	1109/46.2	---	---	---	---	1728/72.0
1968-69	23	643-1464	.438	---	---	385-539	.714	1046/45.4	---	---	---	---	1671/72.6
1969-70	24	827-1650	.501	---	---	430-605	.710	1116/46.5	---	---	---	---	2084/86.8
1970-71	24	768-1721	.446	---	---	390-569	.685	1108/46.1	---	---	---	---	1926/80.2
1971-72	24	779-1704	.457	---	---	366-503	.727	1129/47.0	---	---	---	---	1924/80.2
1972-73	24	831-1823	.472	---	---	236-354	.666	1058/44.1	---	---	---	---	1956/81.5
1973-74	24	798-1724	.463	---	---	278-398	.698	1011/42.1	---	---	---	---	1874/78.1
1974-75	26	859-1867	.460	---	---	322-580	.671	1100/42.3	---	---	---	---	2040/78.5
1975-76	27	836-1750	.478	---	---	392-556	.705	1057/39.1	396	---	---	---	2064/76.4
1976-77	27	746-1688	.442	---	---	475-663	.716	1033/38.2	365	---	---	---	1967/72.8
1977-78	30	795-1758	.452	---	---	383-577	.664	1010/33.8	325	---	---	---	1973/65.8
1978-79	32	830-1912	.434	---	---	343-510	.673	1116/34.9	430	---	---	---	2003/62.6
1979-80	27	694-1498	.463	---	---	463-662	.699	974/36.1	373	---	71	161	1851/68.6
1980-81	27	717-1479	.485	---	---	448-612	.732	849/31.4	382	---	60	149	1882/69.7
1981-82	28	608-1358	.448	---	---	460-645	.713	842/30.1	326	---	74	142	1676/59.9
1982-83	30	763-1671	.457	30-73	.411	453-631	.718	907/30.2	421	---	72	192	2009/67.0
1983-84	28	684-1458	.469	---	---	474-686	.691	837/29.9	365	---	51	163	1842/65.8
1984-85	29	756-1705	.443	---	---	409-572	.715	862/29.7	406	344	59	181	1921/66.2
1985-86	31	915-1972	.464	---	---	380-511	.744	946/30.5	494	383	58	151	2210/71.3
1986-87	28	820-1662	.493	116-296	.392	399-535	.746	845/30.2	436	309	57	178	2155/77.0
1987-88	28	744-1544	.482	106-233	.455	470-663	.709	822/29.4	428	387	57	243	2064/73.7
1988-89	33	911-1867	.488	179-456	.393	407-597	.682	1013/30.7	488	481	57	203	2147/73.1
1989-90	34	858-2013	.426	184-515	.357	428-650	.659	1013/29.8	420	403	102	211	2328/68.5
1990-91	30	754-1721	.438	158-418	.378	401-593	.676	955/31.8	355	359	77	151	2067/68.9
1991-92	30	785-1791	.438	142-429	.331	358-517	.693	934/31.1	358	411	91	191	2070/69.0
1992-93	28	705-1748	.403	140-437	.320	358-537	.667	914/32.6	343	315	79	190	1903/63.1
1993-94	32	819-1938	.423	193-596	.324	436-608	.717	1011/31.6	409	426	101	238	2267/70.8
1994-95	28	720-1660	.434	177-520	.340	309-487	.635	887/31.7	362	406	76	155	1926/68.8
1995-96	32	746-1748	.427	186-579	.321	375-597	.628	978/30.6	379	407	101	233	2053/64.2
1996-97	29	679-1572	.432	129-420	.307	418-646	.647	920/31.7	350	419	72	192	1905/67.7
1997-98	30	669-1637	.409	142-471	.302	440-635	.693	931/31.0	339	464	94	210	1920/64.0
1998-99	38	800-1880	.426	172-539	.319	490-707	.693	1031/27.1	412	587	107	240	2262/59.5
1999-00	39	805-2045	.394	208-690	.301	481-704	.683	1063/27.3	432	536	99	219	2299/58.9
2000-01	33	716-1823	.393	204-620	.329	403-572	.705	895/27.1	421	433	92	194	2039/61.8
2001-02	32	684-1730	.395	205-689	.298	405-561	.722	919/29.6	390	345	105	223	1978/63.8
2002-03	35	712-1768	.452	197-594	.332	552-728	.717	1034/29.5	388	489	119	225	2143/62.2
2003-04	30	689-1510	.456	179-511	.350	468-678	.690	860/28.7	355	423	84	212	2025/67.5
2004-05	33	752-1755	.428	209-589	.355	446-666	.670	973/29.5	404	506	78	227	2159/65.4
2005-06	34	828-1904	.435	233-647	.360	445-633	.703	1036/30.5	469	449	102	212	2334/68.6
2006-07	35	671-1756	.384	211-647	.321	448-661	.678	972/27.8	388	442	119	220	2001/57.2
2007-08	36	793-1973	.402	228-734	.311	439-655	.670	1087/30.2	445	440	147	214	2253/62.6
2008-09	38	839-2018	.416	229-720	.318	513-737	.696	1128/29.7	440	515	131	229	2420/63.7
2009-10	37	829-2043	.406	248-755	.328	455-642	.709	1109/30.0	462	459	94	243	2361/63.8
2010-11	34	787-1861	.423	215-591	.364	474-716	.662	1119/32.9	404	411	112	217	2323/66.6
2011-12	37	751-1982	.379	214-715	.299	479-681	.703	1106/29.9	394	467	109	231	2195/59.3
2012-13	36	758-1943	.390	199-664	.300	414-621	.667	1089/30.3	390	447	123	267	2129/59.1
2013-14	38	817-2058	.397	252-760	.332	605-829	.730	1208/31.8	405	449	110	214	2491/65.6
2014-15	39	833-2104	.396	224-712	.315	592-820	.722	1247/32.0	409	418	110	217	2482/63.6
2015-16	35	774-2025	.382	204-658	.310	493-690	.714	1055/30.1	377	335	115	187	2245/64.1
2016-17	35	832-2029	.410	229-662	.346	511-704	.726	1152/32.9	446	380	105	211	2404/68.7
2017-18	35	774-2108	.367	252-748	.337	471-647	.728	1063/30.4	419	349	88	207	2271/64.9





YEARLY ATTENDANCE

YEAR	HOME TOTAL	GAMES	AVG.	NATIONAL RANK
1945-46	50,122	10	5,102	
1946-47	81,821	12	6,818	
1947-48	88,750	10	8,875	
1948-49	82,323	13	6,332	
1949-50	71,416	13	5,493	
1950-51	79,779	13	6,648	
1951-52	79,867	12	6,655	
1952-53	71,624	12	5,968	
1953-54	71,833	11	6,530	
1954-55	80,063	11	7,278	
1955-56	74,277	10	7,427	
1956-57	81,313	10	8,131	
1957-58	101,932	10	10,193	
1958-59	103,504	11	9,409	
1959-60	86,051	9	9,561	
1960-61	65,450	9	7,272	
1961-62	84,569	11	7,688	
1962-63	68,800	9	7,644	
1963-64	95,780	11	8,707	
1964-65	64,475	10	6,447	
1965-66	97,557	11	8,868	
1966-67	97,450	11	8,859	
1967-68	73,501	11	6,681	
1968-69	81,380	10	8,138	
1969-70	94,097	10	9,409	
1970-71	70,840	11	6,440	
1971-72	75,954	10	7,596	
1972-73	73,733	10	7,373	
1973-74	84,859	12	7,071	
1974-75	67,252	12	5,604	
1975-76	63,158	12	5,263	
1976-77	70,912	12	5,065	
1977-78	128,518	13	9,886	
1978-79	120,048	12	10,004	
1979-80	109,440	11	9,949	
1980-81	115,811	13	8,909	
1981-82	132,310	14	9,461	

YEAR	HOME TOTAL	GAMES	AVG.	NATIONAL RANK
1982-83	134,371	16	8,398	
1983-84	136,056	14	9,718	
1984-85	115,092	13	8,853	
1985-86	123,637	16	7,727	
1986-87	124,805	13	9,600	
1987-88	122,052	15	8,137	
1988-89	143,554	15	9,570	
1989-90	237,720	16	14,858	14th
1990-91	209,066	14	14,933	12th
1991-92	217,957	15	14,530	15th
1992-93	207,423	14	14,816	14th
1993-94	205,264	15	13,684	17th
1994-95	221,127	15	14,742	14th
1995-96	199,659	15	13,311	20th
1996-97	222,858	17	13,109	23rd
1997-98	208,694	15	13,913	15th
1998-99	204,272	14	14,591	14th
1999-2000	205,226	14	14,659	14th
2000-01	236,144	16	14,759	15th
2001-02	250,903	17	14,759	14th
2002-03	236,144	16	14,759	15th
2003-04	206,626	14	14,759	14th
2004-05	221,385	15	14,759	10th
2005-06	206,626	14	14,759	14th
2006-07	280,421	19	14,759	15th
2007-08	250,903	17	14,759	17th
2008-09	206,626	14	14,759	15th
2009-10	250,903	17	14,759	13th
2010-11	221,955	15	14,797	15th
2011-12	266,346	18	14,797	15th
2012-13	258,138*	18	14,341	18th
2013-14	236,752	16	14,797	18th
2014-15	236,752	16	14,797	14th
2015-16	236,752	16	14,797	13th
2016-17	236,752	16	14,797	13th
2017-18	236,752	17	14,797	14th

* - 17 games at Breslin Center; 1 game at Jenison Field House
Home games played at the Breslin Center since 1989-90



Jenison Field House was the home of Spartan basketball from 1940-89.




MSU has ranked in the top 25 nationally in attendance since the Breslin Center opened in 1989-90.

ALL-TIME COACHING RECORDS


ALL-TIME HEAD COACHES

COACH	GAMES	W-L	PCT.
No Established Coach (1899)	2	0-2	.000
Charles O. Bemies (1900-1901)	7	5-2	.714
George E. Denman (1902-1903)	11	11-0	1.000
Chester L. Brewer (1904-1910)	95	70-25	.736
John F. Macklin (1911-1916)	86	48-38	.558
George M. Gauthier (1917-1920)	79	41-38	.519
Lyman L. Frimodig (1921-1922)	52	30-22	.577
Fred M. Walker (1922-1924)	39	20-19	.513
John H. Kobs (1924-1926)	37	11-26	.297
Benjamin F. VanAlstyne (1926-1949)	394	231-163	.586
Alton S. Kircher (1949-1950)	22	4-18	.182
Peter F. Newell (1950-1954)	87	45-42	.517
Forrest A. Anderson (1954-1965)	249	125-124	.502
John E. Benington (1965-1969)	92	54-38	.587
Gus Ganakas (1969-1976)	173	89-84	.514
Jud Heathcote (1976-1995)	560	340-220	.607
Tom Izzo (1995-present)	799	574-225	.718
All-Time (1899-2018)	2,784	1,698-1,086	.610



ALL-TIME ASSISTANTS

Alton Kircher – 1944-49
 J. Robert Stewart – 1949-50
 Chet Aubuchon – 1949-50
 John Benington – 1950-56
 Robert L. Stevens – 1954-59
 Clarence (Sonny) Means – 1956-59; '65-66
 Bruce Fossum – 1959-65
 Tom Rand – 1959-61; '62-63
 Lance Olson – 1961-62
 Dan Peterson – 1963-65
 Robert Nordmann – 1965-74
 Gus Ganakas – 1966-69
 Matthew Aitch – 1969-73
 Dick Versace – 1974-76
 Pat Miller – 1974-76
 Vernon Payne – 1974-77
 Don Monson – 1976-78
 Robert McGriff – 1977-78
 William Berry – 1977-79
 Fred Paulsen – 1978-80
 Dave Harshman – 1978-81
 Edgar Wilson – 1979-83
 John Holms – 1980-81
 William Norton – 1981-83
 Frank Rourke – 1981-83
 Mike Deane – 1982-86
 Tom Izzo – 1983-95
 Silas Taylor – 1983-84
 Herb Williams – 1984-90
 Derek Perry – 1984-85
 Jim Boylan – 1986-89
 Jim Boylen – 1989-92; 2005-07
 Stan Joplin – 1990-96
 Brian Gregory – 1992-96; 1999-2003
 Tom Crean – 1995-99
 Stan Heath – 1996-2001
 Mike Garland – 1996-2003; 2007-18
 Mark Montgomery – 2001-11
 Dwayne Stephens – 2003-18
 Doug Wojcik – 2003-05
 Dane Fife – 2011-18



Top Right: Jud Heathcote. Middle Left: Pete Newell. Middle Right: Gus Ganakas. Bottom Left: Forrest Anderson. Bottom Right: John Benington

* Including varsity assistants, and freshman and JV head coaches since 1944.





MICHIGAN STATE

YEAR-BY-YEAR RESULTS

Note: Home games in BOLD CAPS

Note 2: (#/#) indicates AP ranking of MSU and opponent

1899

(0-2 Overall) - No Coach

DATE	OPPONENT	MSU-OPP	W/L
2/27/99	OLIVET	6-7	L
3/13/99	Olivet	6-15	L

CHARLES BEMIES

1900-01 * 5-2 (.714)

The first established coach for MAC, Charles Bemies was the first athletic director in school history, while also coaching the football, baseball and track teams. Born in Northfield, Vt., on March 19, 1867, Bemies was an ordained Presbyterian minister when he came to East Lansing. Bemies led the Spartans for two seasons with an overall record of 5-2.



1900

(2-2 Overall)

DATE	OPPONENT	MSU-OPP	W/L
1/20/00	Olivet	5-6	L
2/3/00	OLIVET	6-8	L
3/3/00	Eastern Michigan	25-8	W
3/10/00	Governor's Guard	25-7	W

1901

(3-0 Overall)

DATE	OPPONENT	MSU-OPP	W/L
2/16/01	OLIVET	18-10	W
3/2/01	EASTERN MICHIGAN	21-6	W
3/16/01	Eastern Michigan	12-7	W

GEORGE DENMAN

1902-03 * 11-0 (1.000)

Michigan Agricultural College's second basketball coach was George Denman. Denman is the only basketball coach to go undefeated during his tenure, posting an 11-0 mark during his two seasons. His team still holds the record for largest margin of victory with a 102-3 defeat of Alma College in 1902. He was also the head football coach for two seasons.



1902

(5-0 Overall)

DATE	OPPONENT	MSU-OPP	W/L
2/1/02	ALMA	102-3	W
2/15/02	Governor's Guard	19-0	W
3/1/02	HILLSDALE	58-20	W
3/9/02	Alma	29-3	W
3/15/02	Hillsdale	36-17	W

1903

(6-0 Overall)

DATE	OPPONENT	MSU-OPP	W/L
1/26/03	DETROIT YMCA	43-8	W
1/29/03	HILLSDALE	49-2	W
2/13/03	Eastern Michigan	23-7	W
2/18/03	Governor's Guard	19-7	W
3/7/03	EASTERN MICH.	49-5	W
3/14/03	GR. RAPIDS YMCA	42-7	W

CHESTER BREWER

1904-10 * 70-25 (.736)

This Owosso, Mich., native was MAC's first full-time athletic director and one of the Spartans' most successful coaches, leading the football, basketball and baseball squads to winning records. He holds the highest winning percentage of any Spartan basketball coach with at least four seasons at .736 (70-25). His team also defeated the University of Michigan in the schools' first meeting in 1909. The Chester L. Brewer award presented to an outstanding senior student-athlete continues to represent the Brewer legacy. Brewer passed away in 1953 at the age of 77.



1904

(5-3 Overall)

DATE	OPPONENT	MSU-OPP	W/L
1/9/04	CHICAGO WEST. YMCA	13-44	L
1/23/04	ALMA	52-7	W
2/6/04	Eastern Michigan	22-2	W
2/12/04	Grand Rapids YMCA	14-13	W
2/27/04	Alma	14-22	L
3/5/04	EASTERN MICHIGAN	62-10	W
3/12/04	GRAND RAPIDS YMCA	41-10	W
3/25/04	Detroit A.C.	8-33	L

1905

(5-3 Overall)

DATE	OPPONENT	MSU-OPP	W/L
1/14/05	SAGINAW YMCA	62-12	W
1/21/05	BAY CITY YMCA	47-20	W
1/28/05	Grand Rapids YMCA	22-38	L
1/31/05	Hope	30-44	L
2/4/05	JACKSON YMCA	47-12	W
2/10/05	Detroit A.C.	30-39	W
2/25/05	BATTLE CREEK YMCA	94-4	W
3/3/05	Bay City YMCA	30-14	W

1906

(11-2 Overall)

DATE	OPPONENT	MSU-OPP	W/L
1/18/06	ADRIAN	43-18	W
1/26/06	OWOSSO YMCA	76-12	W
2/2/06	Mich. Deaf School	47-16	W
2/3/06	CENTRAL MICHIGAN	37-12	W
2/10/06	Grand Rapids YMCA	25-20	W
2/12/06	ANN ARBOR YMCA	20-21	L
2/16/06	Central Michigan	21-18	W
2/23/06	Albion	44-11	W
2/24/06	Ann Arbor YMCA	25-29	L

3/2/06	OLIVET	46-10	W
3/3/06	ALBION	59-8	W
3/10/06	Adrian	21-20	W
3/16/06	ALMA	52-8	W

1907

(14-2 Overall)

DATE	OPPONENT	MSU-OPP	W/L
1/5/07	HOPE	50-30	W
1/12/07	ARMOUR INSTITUTE	51-24	W
1/18/07	Saginaw H.S.	35-17	W
1/19/07	Saginaw Bank Clerks	29-19	W
1/25/07	Jackson YMCA	43-30	W
1/26/07	CENTRAL MICHIGAN	42-18	W
1/28/07	Detroit YMCA	14-31	L
1/29/07	Eastern Michigan	50-25	W
2/2/07	OLIVET	41-24	W
2/7/07	ADRIAN	54-24	W
2/16/07	Hope	33-23	W
2/19/07	DETROIT YMCA	17-23	L
2/20/07	Adrian	41-20	W
2/22/07	Olivet	38-24	W
3/1/07	Central Michigan	33-22	W
3/2/07	EASTERN MICHIGAN	72-13	W

1908

(15-5 Overall)

DATE	OPPONENT	MSU-OPP	W/L
1/4/08	Central Michigan	46-8	W
1/8/08	OBERLIN	46-21	W
1/11/08	SAGINAW H.S.	67-23	W
1/17/08	ADRIAN	30-14	W
1/20/08	Detroit YMCA	20-33	L
1/25/08	GRAND RAPIDS YMCA	74-16	W
1/31/08	NOTRE DAME	33-20	W
2/1/08	NOTRE DAME	16-23	L
2/5/08	CENTRAL MICHIGAN	41-23	W
2/7/08	JACKSON YMCA	42-29	W
2/8/08	MIDLAND YMCA	40-8	W
2/14/08	DETROIT YMCA	27-29	L
2/17/08	HASKELL INDIANS	33-18	W
2/21/08	Jackson YMCA	37-35	W
2/22/08	Adrian	42-31	W
2/24/08	Battle Creek YMCA	28-14	W
2/25/08	Notre Dame *	20-39	L
2/26/08	DePaul	26-17	W
2/27/08	Armour Institute	26-29	L
2/28/08	South Haven Indep.	31-18	W

* 1st MAC basketball game played out of state

1909

(10-5 Overall)

DATE	OPPONENT	MSU-OPP	W/L
1/9/09	Michigan *	24-16	W
1/13/09	DEPAUL	76-7	W
1/18/09	DETROIT BURROUGHS	24-15	W
1/22/09	Wabash	24-39	L
1/23/09	Notre Dame	10-26	L
1/25/09	ADRIAN	53-13	W
2/8/09	NOTRE DAME	18-22	L
2/11/09	Detroit YMCA	18-25	L
2/18/09	BATTLE CREEK YMCA	32-25	W
2/20/09	MICHIGAN	45-23	W
2/21/09	ARMOUR INSTITUTE	53-7	W
2/22/09	Detroit Burroughs	20-19	W
3/2/09	ROCHESTER (NY) YMCA	30-18	W
3/3/09	ROCHESTER (NY) YMCA	24-36	L
3/11/09	DETROIT YMCA	33-28	W

* 1st basketball game with Univ. of Michigan

1910

(10-5 Overall)

DATE	OPPONENT	MSU-OPP	W/L
1/7/10	JACKSON YMCA	51-18	W
1/14/10	DETROIT SPALDINGS	20-18	W
1/25/10	Jackson YMCA	27-18	W
1/26/10	Purdue	9-35	L
1/27/10	Rose Poly	28-31	L
1/28/10	Wabash	21-23	L
1/29/10	Notre Dame	28-21	W
2/7/10	BAY CITY YMCA	84-12	W
2/11/10	Armour Institute	26-11	W
2/12/10	Lake Forest	14-13	W
2/19/10	NOTRE DAME	43-23	W
3/3/10	HOPE	40-21	W
3/5/10	Ohio State	13-31	L
3/7/10	DETROIT YMCA	27-24	W
3/11/10	Hope	30-38	L

JOHN
MACKLIN

1911-16 * 48-38 (.558)

John Macklin continued the winning tradition, compiling a 48-38 career record over six seasons as head coach for the Aggies. Macklin was an outstanding athlete at the University of Pennsylvania before coming to MAC to coach basketball and football. He was very successful at football, posting a 29-5 record as the head coach. Macklin passed away in 1949 at the age of 65.



1911

(5-9 Overall)

DATE	OPPONENT	MSU-OPP	W/L
1/9/11	DETROIT SPALDINGS	9-21	L
1/13/11	Wabash	15-25	L
1/14/11	Rose Poly	20-26	L
1/18/11	DETROIT SPALDINGS	25-18	W
1/20/11	ALMA	51-24	W
1/21/11	ARMOUR INSTITUTE	51-11	W
1/30/11	DETROIT YMCA	11-22	L
2/3/11	Armour Institute	21-36	L
2/4/11	Lake Forest	26-28	L
2/10/11	DETROIT A.C.	12-54	L
2/11/11	Ohio State	12-42	L
2/17/11	Hope	24-48	L
2/24/11	Alma	23-21	W
3/3/11	HOPE	36-24	W

1912

(12-3 Overall)

DATE	OPPONENT	MSU-OPP	W/L
1/6/12	CENTRAL MICHIGAN	72-10	W
1/12/12	Armour Institute	39-30	W
1/13/12	Northwestern Coll.	19-25	L
1/16/12	ALMA	53-14	W
1/18/12	Winona	37-21	W
1/19/12	Wabash	26-32	L
1/20/12	Rose Poly	33-31	W
1/23/12	Hope	40-41	L
1/27/12	ARMOUR INSTITUTE	51-18	W
2/2/12	ALBION	60-23	W
2/10/12	Winona College	67-4	W

2/16/12	Alma	37-15	W
2/21/12	HOPE	55-23	W
2/24/12	DETROIT YMCA	42-26	W
3/4/12	DETROIT YMCA	20-17	W

1913

(8-5 Overall)

DATE	OPPONENT	MSU-OPP	W/L
1/11/13	WINONA	75-14	W
1/21/13	DETROIT RAYLS	37-12	W
1/27/13	ALMA	48-24	W
1/29/13	Hope	33-26	W
2/6/13	NORTHWESTERN COLL.	21-23	L
2/11/13	DETROIT YMCA	22-23	L
2/13/13	NOTRE DAME	40-7	W
2/21/13	HOPE	58-25	W
2/26/13	St. John's (Toledo)	39-24	W
2/27/13	Buchtel	30-35	L
2/28/13	Denison	18-44	L
3/1/13	St. Mary's (Dayton)	26-28	L
3/8/13	DETROIT YMCA	39-9	W

1914

(8-4 Overall)

DATE	OPPONENT	MSU-OPP	W/L
1/16/14	TOLEDO BUCKEYES	40-24	W
1/22/14	Lake Forest	30-24	W
1/23/14	Northwestern Coll.	24-44	L
1/24/14	Notre Dame	18-27	L
1/30/14	DETROIT BURROUGHS	29-22	W
2/4/14	NOTRE DAME	45-22	W
2/14/14	DETROIT YMCA	27-29	L
2/19/14	WEST VA. WESLEYAN	38-21	W
2/25/14	St. John's (Toledo)	50-17	W
2/26/14	Toledo Buckeyes	26-25	W
2/27/14	Akron	45-30	W
3/3/14	DETROIT YMCA	22-27	L

1915

(7-9 Overall)

DATE	OPPONENT	MSU-OPP	W/L
1/9/15	TOLEDO BUCKEYES	23-33	L
1/13/15	HOPE	56-20	W
1/15/15	ILLINOIS A.C. (CHI.)	21-22	L
1/22/15	DETROIT YMCA	23-14	W
1/23/15	DEFIANCE	54-12	W
1/28/15	Toledo Buckeyes	27-31	L
1/29/15	Ohio Northern	45-16	W
1/30/15	Defiance	30-19	W
2/2/15	NOTRE DAME	14-13	W
2/6/15	NORTHWESTERN COLL.	17-28	L
2/11/15	Northwestern Coll.	22-41	L
2/12/15	Mercury A.C. (Chi.)	20-25	L
2/13/15	Notre Dame	19-24	L
2/18/15	WEST VA. WESLEYAN	31-43	L
2/24/15	Hope	46-28	W
3/2/15	DETROIT YMCA	9-21	L

1916

(8-8 Overall)

DATE	OPPONENT	MSU-OPP	W/L
1/12/16	WESTERN MICHIGAN	51-21	W
1/14/16	HOPE	14-20	L
1/15/16	ST. MARY'S (MICH.)	29-19	W
1/19/16	Notre Dame	18-19	L
1/20/16	Northwestern Coll.	17-29	L
1/22/16	Illinois A.C. (Chi.)	18-50	L
1/29/16	KALAMAZOO	34-27	W
2/2/16	NOTRE DAME	23-24	L

2/4/16	Hope	21-18	W
2/9/16	MUSKINGUM	39-21	W
2/12/16	DETROIT YMCA	27-23	W
2/17/16	TRI-STATE	30-13	W
2/19/16	TOLEDO BUCKEYES	23-32	L
2/24/16	Toledo Buckeyes	28-22	W
3/3/16	NORTHWESTERN COLL.	21-28	L
3/7/16	DETROIT YMCA	14-35	L

GEORGE
GAUTHIER

1917-20 * 41-38 (.519)



George Gauthier was the first alumnus to lead a Michigan State basketball squad. Gauthier played four years (1910-14) for the Aggies' basketball squad and was the team captain his senior year. He also was the starting quarterback for MAC's football team, leading them to 17 straight victories. Gauthier accepted the assistant athletic director position the year after he graduated which led to his duties as the head basketball coach, where he compiled a career record of 41-38 over four seasons. He also served as head football coach for one season. After 29 games in the 1919-20 season, Gauthier left MAC to serve as recreation director in Bay City, Mich. Gauthier would later go on to Ohio Wesleyan where he served as athletic director and head football coach for 34 years before retiring in 1955. He passed away in 1964 at the age of 74.

1917

(11-5 Overall)

DATE	OPPONENT	MSU-OPP	W/L
1/12/17	WEST VA. WESLEYAN	41-22	W
1/19/17	HOPE	34-20	W
1/20/17	ALMA	47-7	W
1/26/17	ILLINOIS A.C.	39-27	W
1/27/17	NOTRE DAME	31-25	W
2/1/17	BUFFALO	36-17	W
2/3/17	DETROIT YMCA	33-26	W
2/8/17	OHIO NORTHERN	53-9	W
2/10/17	WABASH	20-19	W
2/15/17	Illinois A.C.	23-43	L
2/16/17	Northwestern Coll.	16-26	L
2/17/17	Notre Dame	19-33	L
2/23/17	Hope	13-18	L
3/2/17	Northwestern Coll.	28-14	W
3/8/17	MARIETTA	30-20	W
3/10/17	DETROIT YMCA	15-30	L

1917-18

(6-10 Overall)

DATE	OPPONENT	MSU-OPP	W/L
12/28/17	DETROIT YMCA	13-31	L
12/29/17	DETROIT	22-32	L
1/5/18	Grand Rapids YMCA	21-22	L
1/9/18	FT. CUSTER OFFICERS	16-27	L
1/11/18	Michigan	13-17	L
1/18/18	Hope	23-33	L
1/19/18	FT. CUSTER OFFICERS	24-20	W
1/25/18	St. John's (Toledo)	27-19	W
1/26/18	DETROIT YMCA	20-34	L
2/1/18	NOTRE DAME	27-12	W



MICHIGAN STATE

YEAR-BY-YEAR RESULTS

2/7/18	Notre Dame	23-25	L
2/8/18	Northwestern Univ.	16-19	L
2/15/18	HOPE	35-10	W
2/23/18	OBERLIN	35-20	W
3/2/18	MICHIGAN	25-33	L
3/9/18	DETROIT YMCA	23-16	W

1919

(9-9 Overall)

DATE	OPPONENT	MSU-OPP	W/L
1/3/19	Holland YMCA	15-21	L
1/4/19	Grand Rapids YMCA	19-17	W
1/8/19	WESTERN MICHIGAN	19-18	W
1/10/19	Detroit Rayls	16-37	L
1/11/19	Oberlin	14-24	L
1/15/19	KALAMAZOO	42-20	W
1/17/19	Western Michigan	28-23	W
1/24/19	FT. CUSTER OFFICERS	31-13	W
1/30/19	Wabash	19-28	L
1/31/19	DePauw	18-17	W
2/1/19	NOTRE DAME	32-28	W
2/7/19	WABASH	37-26	W
2/8/19	Hope	18-21	L
2/12/19	DEPAUW	12-21	L
2/15/19	MICHIGAN	17-19	L
2/22/19	NOTRE DAME	16-17	L
2/28/19	Michigan	33-24	W
3/1/19	HOPE	20-26	L

1919-20

(21-15 Overall)

DATE	OPPONENT	MSU-OPP	W/L
12/19/19	Detroit A.C.	11-23	L
12/19/19	Ft. Custer Officers	53-3	W
12/20/19	DeVilbiss College	25-37	L
12/20/19	Muskegon YMCA	21-26	L
12/26/19	AC Spark Plug (Flint)	29-28	W
12/27/19	Holland YMCA	20-18	W
12/31/19	CHICAGO	25-32	L
1/2/20	OBERLIN	36-8	W
1/3/20	Detroit	29-30	L
1/7/20	CENTRAL MICHIGAN	29-15	W
1/9/20	Hope	16-21	L
1/10/20	Kalamazoo	39-21	W
1/16/20	INDIANA	19-20	L
1/21/20	KALAMAZOO	34-15	W
1/24/20	NOTRE DAME	23-20	W
1/28/20	CHICAGO YMCA COLL.	33-20	W
1/30/20	Michigan	23-13	W
2/6/20	WABASH	29-27	W
2/9/20	Notre Dame	23-30	L
2/11/20	Creighton	21-22	L
2/12/20	Creighton	18-15	W
2/13/20	Nebraska	28-43	L
2/14/20	Nebraska	20-29	L
2/18/20	DEPAUW	21-33	L
2/23/20	DePauw	18-31	L
2/24/20	Wabash	16-24	L
2/28/20	MICHIGAN	34-27	W
3/1/20	CREIGHTON	31-24	W
3/6/20	HOPE	34-23	W
3/20/20	Alpena Independent	22-11	W
3/21/20	Alger Co. Club	17-14	W
3/23/20	Northern Michigan	43-13	W
3/24/20	Ishpeming Amer. Leg.	24-37	L
3/25/20	Gwinin Club	66-12	W
3/26/20	Lk. Linden Amer. Leg.	60-24	W
3/27/20	Mich. Coll. of Mines	28-26	W

(Note: George Gauthier left after 29 games in 1919-20, posting a 15-14 record. Lyman Frimodig coached the final seven games of the season, going 6-1.)

LYMAN FRIMODIG

1921-22 * 30-22 (.577)

Lyman Frimodig was a successful athlete for the Ag-



gies, becoming the only person in school history to earn 10 letters (football, baseball, basketball). A freshman coach under George Gauthier, Frimodig took over during the 1920 season when Gauthier left for another job. Frimodig arranged a seven-game trip to the Northern Peninsula, winning six games. He would also serve as head coach for the next two seasons. He remained active in the athletic department after his stint as basketball coach, serving Michigan State for 41 years as assistant athletic director and business manager. He was also known as the unofficial historian of Michigan State athletics, co-authoring Spartan Saga: A History of Michigan State Athletics. Frimodig died in 1972 at the age of 80.

1921

(13-8 Overall)

DATE	OPPONENT	MSU-OPP	W/L
1/8/21	CENTRAL MICHIGAN	26-21	W
1/11/21	KALAMAZOO	30-18	W
1/14/21	HOPE	31-17	W
1/15/21	WESTERN MICHIGAN	22-16	W
1/18/21	MOUNT UNION	40-26	W
1/21/21	DePauw	19-39	L
1/22/21	Notre Dame	23-36	L
1/25/21	Western Michigan	29-19	W
1/27/21	St. John's (Toledo)	20-21	L
1/28/21	Mount Union	30-28	W
1/29/21	Oberlin	21-23	L
2/1/21	NOTRE DAME	37-25	W
2/5/21	Michigan	24-37	L
2/7/21	DEPAUW	23-26	L
2/14/21	MICHIGAN TECH	26-18	W
2/19/21	OBERLIN	29-37	L
2/22/21	MICHIGAN	10-17	L
2/25/21	Hope	27-23	W
2/26/21	Grand Rapids J.C.	20-11	W
3/2/21	BETHANY (WV)	41-18	W
3/3/21	CREIGHTON	27-20	W

1921-22

(11-13 Overall)

DATE	OPPONENT	MSU-OPP	W/L
12/10/21	Wisconsin	13-27	L
12/29/21	CARNEGIE INSTITUTE	38-17	W
1/2/22	ALBION	33-13	W
1/3/22	DETROIT SCH. OF LAW	56-3	W
1/4/22	ALMA	43-17	W
1/6/22	Michigan	26-27	L
1/10/22	WESTERN MICHIGAN	28-20	W
1/14/22	EASTERN MICHIGAN	28-22	W
1/19/22	VALPARAISO	30-21	W
1/21/22	KALAMAZOO	28-39	L
1/25/22	CENTRAL MICHIGAN	27-21	W
1/28/22	Oberlin	25-26	L
1/29/22	Ohio Wesleyan	22-25	L
1/31/22	Notre Dame	22-31	L
2/3/22	Creighton	30-41	L

2/4/22	Creighton	21-25	L
2/6/22	Lombard	14-26	L
2/16/22	NOTRE DAME	30-24	W
2/17/22	MARQUETTE	19-26	L
2/22/22	MICHIGAN	17-19	L
2/24/22	OHIO WESLEYAN	17-29	L
2/27/22	CREIGHTON	28-34	L
3/3/22	HOPE	29-28	W
3/4/22	CHICAGO YMCA COLL.	25-21	W

FRED WALKER

1922-24 * 20-19 (.513)



Little is known about Fred Walker except that he continued the streak of basketball coaches with winning career records, compiling a two-year mark of 20-19.

1922-23

(10-9 Overall)

DATE	OPPONENT	MSU-OPP	W/L
12/9/22	NOTRE DAME	15-40	L
12/15/22	WESTERN MICHIGAN	8-17	L
12/22/22	VALPARAISO	17-21	L
12/30/22	CARNEGIE INSTITUTE	37-29	W
1/3/23	Michigan	11-33	L
1/6/23	ST. IGNATIUS (CLEV.)	18-27	L
1/11/23	VICTORIA	33-10	W
1/13/23	EASTERN MICHIGAN	19-17	W
1/20/23	MICHIGAN	13-29	L
1/27/23	CENTRAL MICHIGAN	28-13	W
1/30/23	CHICAGO YMCA COLL.	23-19	W
2/3/23	KALAMAZOO	22-24	L
2/9/23	LAKE FOREST	26-18	W
2/12/23	ARMOUR INSTITUTE	27-22	W
2/17/23	ALMA	47-21	W
2/21/23	ST. MARY'S	43-15	W
2/28/23	Notre Dame	22-21	W
3/2/23	St. Ignatius	17-38	L
3/3/23	Oberlin	16-23	L

1923-24

(10-10 Overall)

DATE	OPPONENT	MSU-OPP	W/L
12/15/23	ADRIAN	25-12	W
12/18/23	ST. MARY'S	31-26	W
12/22/23	Chicago	17-21	L
12/28/23	DETROIT COLL. OF LAW	25-14	W
1/3/24	HOPE	22-7	W
1/5/24	UP. CANADA LAW SCH.	33-26	W
1/7/24	CARLETON	12-27	L
1/11/24	Michigan	19-23	L
1/18/24	JOHN CARROLL	24-17	W
1/25/24	Notre Dame	18-35	L
1/28/24	Western Michigan	14-29	L
1/29/24	CENTRAL MICHIGAN	21-20	W
2/1/24	LOMBARD	12-13	L
2/6/24	MICHIGAN	20-31	L
2/12/24	WESTERN MICHIGAN	16-25	L
2/23/24	DETROIT	31-17	W
2/26/24	ST. VIATOR	25-27	L
2/29/24	NOTRE DAME	21-23	L
3/6/24	VALPARAISO	22-12	W
3/8/24	LAKE FOREST	29-19	W

JOHN
KOBBS

1924-26 * 11-26 (.297)

John Kobbs is well-known as a successful baseball coach for MSC, but he also coached the basketball and hockey squads during his 42-year tenure. The basketball coach for two seasons, he compiled a career record of 11-26. Before joining the Spartans, he was a star athlete at Hamline where he earned an astounding 13 varsity letters in four sports: football, baseball, basketball and track. The MSU baseball stadium was named in his honor in 1969. He passed away in 1968 at the age of 69.

BENJAMIN
VanALSTYNE1926-49
231-163 (.586)

Benjamin VanAlstyne holds many MSU coaching records, including longest tenure (22 years) and most winning seasons (17). He is third in career victories with 231. VanAlstyne was a graduate of Colgate, where he starred in football, baseball and basketball. He came to MSC in 1926 after five seasons at Ohio Wesleyan. VanAlstyne coached MSU's first All-American, Roger Grove, in 1930. Some of his greatest victories included a 27-26 victory over Michigan in 1930 at the dedication of Demonstration Hall, and a 66-50 upset over Kentucky in 1945 that was named "Coca-Cola Upset of the Week." His 47-45 loss to Kentucky in 1948 set the record for the largest crowd in Jensen Field House history. After he finished his coaching career at MSC, VanAlstyne continued as the MSC golf coach, where he was also very successful. He left MSU in 1961 and passed away in 1972 at the age of 72.



1924-25

(6-13 Overall)

DATE	OPPONENT	MSU-OPP	W/L
12/10/24	ADRIAN	42-16	W
12/13/24	MICHIGAN	10-26	L
12/20/24	Chicago	29-15	W
12/22/24	Northwestern	17-26	L
1/10/25	ST. MARY'S	13-21	L
1/13/25	ST. VIATOR	18-23	L
1/16/25	Notre Dame	14-37	L
1/23/25	WESTERN MICHIGAN	20-21	L
1/30/25	Earlham	24-23	W
1/31/25	Franklin	14-36	L
2/3/25	HOPE	19-20	L
2/11/25	DETROIT	23-22	W
2/20/25	FRANKLIN	16-28	L
2/25/25	Western Michigan	15-29	L
2/28/25	OBERLIN	29-27	W
3/3/25	NOTRE DAME	10-42	L
3/6/25	John Carroll	14-30	L
3/7/25	Oberlin	16-25	L
3/14/25	MAC ALUMNI	43-19	W

1925-26

(5-13 Overall)

DATE	OPPONENT	MSU-OPP	W/L
12/8/25	OLIVET	36-13	W
12/12/25	ADRIAN	30-14	W
12/19/25	Chicago	28-21	W
12/21/25	Northwestern	13-42	L
1/1/26	MERCER (GA.)	33-37	L
1/9/26	ST. VIATOR	30-27	W
1/16/26	Michigan	15-38	L
1/22/26	Notre Dame	14-33	L
1/26/26	Detroit	10-16	L
1/30/26	EASTERN MICHIGAN	23-35	L
2/2/26	DETROIT	22-29	L
2/6/26	Western Michigan	25-30	L
2/11/26	MARQUETTE	25-29	L
2/13/26	EARLHAM	21-26	L
2/16/26	NOTRE DAME	25-40	L
2/19/26	CARNEGIE INSTITUTE	27-22	W
2/26/26	WESTERN MICHIGAN	15-38	L
3/6/26	MSC ALUMNI	38-40	L

1926-27

(7-11 Overall)

DATE	OPPONENT	MSU-OPP	W/L
12/8/26	ADRIAN	33-29	W
12/11/26	Michigan	13-34	L
12/18/26	Chicago	24-33	L
12/20/26	Northwestern	22-34	L
1/8/27	MARQUETTE	35-32	W
1/12/27	ALBION	31-37	L
1/14/27	Butler	16-53	L
1/15/27	CONCORDIA	45-25	W
1/19/27	DETROIT	30-23	W
1/21/27	Lake Forest	39-30	W
1/22/27	Marquette	12-24	L
1/29/27	Notre Dame	15-36	L
1/31/27	BUTLER	23-29	L
2/9/27	HOPE	46-31	W
2/12/27	Detroit	27-30	L
2/18/27	PITTSBURGH	34-36	L
2/23/27	NOTRE DAME	22-34	L
2/25/27	MSC ALUMNI	36-24	W

1927-28

(11-4 Overall)

DATE	OPPONENT	MSU-OPP	W/L
12/7/27	ADRIAN	30-25	W
12/10/27	Michigan	23-43	L
1/3/28	OHIO NORTHERN	39-25	W
1/7/28	HILLSDALE	58-24	W
1/13/28	DETROIT	27-23	W
1/16/28	COE	35-25	W
1/20/28	Loyola (Chicago)	21-23	L
1/21/28	Marquette	18-21	L
1/28/28	Notre Dame	25-29	L
1/30/28	HOPE	36-21	W
2/3/28	NOTRE DAME	26-16	W
2/8/28	ALBION	52-20	W
2/11/28	KALAMAZOO	36-24	W
2/17/28	DETROIT	17-13	W
2/25/28	MARQUETTE	30-25	W

1928-29

(11-5 Overall)

DATE	OPPONENT	MSU-OPP	W/L
12/7/28	Michigan	31-24	W
12/14/28	HILLSDALE	47-15	W
1/2/29	PENN STATE	16-14	W
1/3/29	CORNELL	38-24	W
1/7/29	OHIO WESLEYAN	28-31	L
1/11/29	MARQUETTE	29-19	W
1/18/29	Detroit	27-13	W
1/23/29	Notre Dame	24-29	L
1/26/29	KALAMAZOO	30-22	W
2/1/29	Colgate	35-36	L
2/2/29	Syracuse	17-24	L
2/8/29	HOPE	51-18	W
2/15/29	DETROIT	40-15	W
2/22/29	NOTRE DAME	27-28	L
3/1/29	LAKE FOREST	49-16	W
3/4/29	Marquette	26-15	W

1929-30

(12-4 Overall)

DATE	OPPONENT	MSU-OPP	W/L
1/1/30	SYRACUSE	19-21	L
1/4/30	OHIO WESLEYAN	30-14	W
1/9/30	DETROIT	26-20	W
1/16/30	Bethany	27-36	L
1/17/30	Carnegie Institute	35-23	W
1/22/30	NOTRE DAME	28-21	W
1/25/30	Detroit	21-18	W
1/28/30	HOPE	55-16	W
1/31/30	MARQUETTE	24-17	W
2/7/30	KALAMAZOO	33-12	W
2/11/30	BETHANY	36-32	W
2/14/30	OBERLIN	24-10	W
2/15/30	MICHIGAN	27-26	W
2/18/30	Notre Dame	17-29	L
2/21/30	HILLSDALE	34-28	W
3/1/30	Marquette	14-21	L

1930-31

(16-1 Overall)

DATE	OPPONENT	MSU-OPP	W/L
12/5/30	CINCINNATI	22-8	W
12/13/30	Michigan	22-32	L
12/29/30	BRIGHAM YOUNG	29-28	W
1/1/31	OHIO WESLEYAN	25-17	W
1/9/31	MARQUETTE	19-16	W
1/13/31	XAVIER (OHIO)	32-19	W
1/16/31	Colgate	41-31	W
1/17/31	Colgate	50-30	W
1/23/31	KALAMAZOO	46-10	W
1/27/31	CENTRAL STATE	31-18	W
1/30/31	Western Reserve	25-24	W
1/31/31	Oberlin	33-22	W
2/6/31	ALMA	42-20	W
2/10/31	DETROIT	34-16	W
2/14/31	LOYOLA (CHICAGO)	24-16	W
2/21/31	Detroit	16-11	W
2/28/31	Marquette	24-21	W



1931-32

(12-5 Overall)

DATE	OPPONENT	MSU-OPP	W/L
12/3/31	ALMA	39-12	W
12/12/31	Michigan	5-27	L
1/1/32	OHIO	29-15	W
1/2/32	CORNELL	29-26	W
1/8/32	WESTERN RESERVE	17-15	W
1/9/32	NOTRE DAME	25-28	L
1/15/32	XAVIER	22-20	W
1/19/32	DETROIT	22-13	W
1/29/32	COLGATE	30-21	W
1/30/32	COLGATE	29-28	W
2/6/32	KALAMAZOO	17-9	W
2/13/32	MICHIGAN	14-13	W
2/15/32	MARQUETTE	25-23	W
2/17/32	Detroit	35-34	W
2/20/32	Xavier	24-31	L
2/23/32	Notre Dame	20-28	L
2/25/32	Marquette	18-43	L

1932-33

(10-7 Overall)

DATE	OPPONENT	MSU-OPP	W/L
12/3/32	ALBION	31-29	W
12/10/32	Michigan	20-17	W
12/30/32	Wisconsin	16-26	L
1/3/33	SYRACUSE	23-16	W
1/9/33	NOTRE DAME	19-34	L
1/12/33	MARQUETTE	28-32	L
1/16/33	Buffalo	29-18	W
1/17/33	Colgate	40-26	W
1/21/33	OLIVET	35-13	W
1/27/33	XAVIER	19-16	W
1/28/33	MIEJI U. (JAPAN)	63-15	W
2/4/33	KALAMAZOO	29-12	W
2/11/33	MICHIGAN	16-28	L
2/15/33	DETROIT	30-28	W
2/18/33	Detroit	16-27	L
2/24/33	Notre Dame	25-30	L
2/25/33	Marquette	21-28	L

1933-34

(12-5 Overall)

DATE	OPPONENT	MSU-OPP	W/L
12/4/33	OLIVET	23-16	W
12/9/33	Michigan	26-25	W
1/2/34	MISSISSIPPI STATE	35-25	W
1/6/34	NOTRE DAME	33-34	L
1/12/34	Buffalo	37-30	W
1/13/34	Syracuse	21-27	L
1/18/34	MARQUETTE	24-26	L
1/22/34	EASTERN MICHIGAN	34-27	W
1/26/34	CENTRAL MICHIGAN	32-27	W
2/3/34	LOYOLA (CHICAGO)	36-15	W
2/5/34	Wisconsin	23-22	W
2/10/34	MICHIGAN	33-26	W
2/14/34	DETROIT	27-20	W
2/17/34	Detroit	28-22	W
2/21/34	Notre Dame	19-28	L
2/23/34	Marquette	16-40	L
2/24/34	Loyola (Chicago)	22-20	W

1934-35

(14-4 Overall)

DATE	OPPONENT	MSU-OPP	W/L
12/1/34	CENTRAL MICHIGAN	43-14	W
12/5/34	KALAMAZOO	30-25	W
12/15/34	Michigan	25-31	L
12/22/34	Northwestern	26-39	L
12/24/34	Loyola (Chicago)	26-19	W
12/27/34	STANFORD	25-18	W
12/31/34	Wisconsin	21-23	L
1/4/35	WAYNE STATE	31-17	W
1/8/35	EASTERN MICHIGAN	35-14	W
1/12/35	Western Reserve	34-33	W
1/17/35	MARQUETTE	30-29	W
1/21/35	HILLSDALE	45-24	W
1/24/35	Eastern Michigan	53-28	W
1/26/35	Wayne State	37-20	W
2/4/35	WESTERN RESERVE	36-17	W
2/9/35	MICHIGAN	30-28	W
2/13/35	KENTUCKY	32-26	W
2/18/35	Marquette	17-20	L

1935-36

(8-9 Overall)

DATE	OPPONENT	MSU-OPP	W/L
12/2/35	ALBION	36-28	W
12/6/35	Wisconsin	21-26	L
12/14/35	Michigan	24-35	L
12/21/35	Northwestern	25-29	L
12/30/35	WEST VIRGINIA	25-24	W
1/1/36	Syracuse	34-38	L
1/3/36	Temple	24-47	L
1/8/36	KALAMAZOO	32-14	W
1/10/36	LOYOLA (CHICAGO)	32-20	W
1/17/36	MARQUETTE	20-21	L
1/18/36	MARQUETTE	35-31	W
1/21/36	Kentucky	19-27	L
1/25/36	Eastern Michigan	37-24	W
1/29/36	EASTERN MICHIGAN	18-15	W
2/1/36	BUTLER	21-24	L
2/15/36	MICHIGAN	23-41	L
2/22/36	Marquette	29-28	W

1936-37

(5-12 Overall)

DATE	OPPONENT	MSU-OPP	W/L
12/9/36	ALBION	32-22	W
12/12/36	Michigan	21-34	L
12/2/37	Kentucky	21-28	L
1/6/37	KALAMAZOO	39-18	W
1/8/37	Case	34-38	L
1/9/37	Geneva	42-41	W
1/14/37	KENTUCKY	24-23	W
1/16/37	MARQUETTE	25-32	L
1/19/37	SYRACUSE	36-30	W
1/23/37	Northwestern	29-44	L
1/26/37	HAWAIIAN ALL-STARS	24-25	L
1/29/37	HOPE	21-25	L
2/6/37	Wisconsin	17-22	L
2/8/37	Butler	21-27	L
2/13/37	MICHIGAN	31-38	L
2/16/37	DEPAUL	21-23	L
2/20/37	Marquette	26-31	L

1937-38

(9-8 Overall)

DATE	OPPONENT	MSU-OPP	W/L
12/9/37	HOPE	51-27	W
12/11/37	Michigan	40-43	L
12/22/37	IOWA	52-37	W
12/30/37	MISSOURI	43-33	W
1/1/38	CASE	48-34	W
1/5/38	CALIFORNIA	29-31	L
1/8/38	KENTUCKY	43-38	W
1/11/38	HAWAIIAN ALL-STARS	55-31	W
1/14/38	Buffalo	65-35	W
1/15/38	Syracuse	46-59	L
1/22/38	MARQUETTE	24-41	L
1/28/38	BUTLER	21-15	W
2/5/38	Wisconsin	27-30	L
2/7/38	Kentucky	27-44	L
2/12/38	MICHIGAN	41-35	W
2/19/38	Marquette	26-40	L
2/21/38	Notre Dame	32-48	L

1938-39

(9-8 Overall)

DATE	OPPONENT	MSU-OPP	W/L
12/7/38	KALAMAZOO	36-26	W
12/10/38	Michigan	34-41	L
12/17/38	OBERLIN	58-23	W
12/28/38	PENN STATE	35-21	W
12/31/38	INDIANA	33-37	L
1/2/39	Loyola (Chicago)	44-46	L
1/7/39	CENTRAL MICHIGAN	29-24	W
1/14/39	WESTERN RESERVE	36-21	W
1/21/39	Butler	33-34	L
1/23/39	Tennessee	35-31	W
1/28/39	BUTLER	39-29	W
2/4/39	Wisconsin	37-39	L
2/11/39	MICHIGAN	25-30	L
2/13/39	MARQUETTE	35-29	W
2/15/39	TEMPLE	29-25	W
2/20/39	Marquette	36-38	L
2/24/39	WAYNE STATE	33-40	L

1939-40

(14-6 Overall)

DATE	OPPONENT	MSU-OPP	W/L
12/4/39	KALAMAZOO	42-22	W
12/9/39	Michigan	27-33	L
12/16/39	WASHINGTON STATE	52-44	W
12/18/39	Creighton	32-30	W
12/19/39	Creighton	38-21	W
12/22/39	California	37-41	L
12/27/39	Oregon State	33-38	L
12/28/39	Oregon State	36-26	W
1/1/40	Loyola (Chicago)	30-22	W
1/6/40	*TENNESSEE	29-20	W
1/8/40	SYRACUSE	31-29	W
1/15/40	MARQUETTE	48-19	W
1/20/40	MICHIGAN	27-32	L
1/26/40	Long Island	25-34	L
1/27/40	Temple	40-42	L
1/29/40	Baltimore	39-28	W
2/3/40	WISCONSIN	48-41	W
2/14/40	WAYNE STATE	46-29	W
2/24/40	Marquette	21-17	W
3/1/40	TEMPLE	44-28	W

* First game played at Jenison Field House

1940-41

(11-6 Overall)

DATE	OPPONENT	MSU-OPP	W/L
12/2/40	KALAMAZOO	48-29	W
12/7/40	Michigan	14-42	L
12/21/40	OHIO STATE	46-38	W
12/23/40	IOWA	34-40	L
12/30/40	CREIGHTON	29-37	L
12/31/40	CREIGHTON	34-29	W
1/4/41	Long Island	31-26	W
1/6/41	Temple	37-35	W
1/10/41	MARQUETTE	25-18	W
1/13/41	TEMPLE	23-22	W
1/18/41	WEST VIRGINIA	44-35	W
1/25/41	Notre Dame	39-46	L
2/8/41	WEST VIRGINIA	31-40	L
2/12/41	MICHIGAN	35-32	W
2/19/41	LONG ISLAND	23-24	L
2/22/41	Marquette	37-36	W
3/1/41	NOTRE DAME	44-35	W

1941-42

(15-6 Overall)

DATE	OPPONENT	MSU-OPP	W/L
12/2/41	FT. CUSTER OFFICERS	50-29	W
12/8/41	CENTRAL MICHIGAN	29-23	W
12/13/41	Michigan	20-37	L
12/20/41	SOUTH CAROLINA	41-29	W
12/24/41	HARVARD	39-28	W
12/27/41	Syracuse	33-31	W
12/29/41	Rochester	27-28	L
1/2/42	WASHINGTON	42-45	L
1/6/42	GREAT LAKES N.T.S.	33-31	W
1/10/42	WESTERN RESERVE	51-22	W
1/16/42	MARQUETTE	51-40	W
1/22/42	CINCINNATI	37-30	W
1/24/42	NOTRE DAME	49-52	L
1/26/42	BUTLER	40-39	W
1/31/42	Detroit	32-28	W
2/6/42	Cincinnati	36-30	W
2/7/42	Butler	36-38	L
2/11/42	MICHIGAN	57-34	W
2/16/42	DETROIT	37-39	L
2/21/42	Marquette	47-45	W
2/28/42	NOTRE DAME	46-43	W

1942-43

(2-14 Overall)

DATE	OPPONENT	MSU-OPP	W/L
12/7/42	Michigan	31-36	L
12/29/42	OREGON STATE	29-33	L
1/1/43	HARVARD	28-31	L
1/4/43	MICHIGAN	26-29	L
1/9/43	Great Lakes N.T.S.	34-38	L
1/11/43	Marquette	32-41	L
1/13/43	Minnesota	32-46	L
1/19/43	DEARBORN N.T.S.	55-24	W
1/23/43	DePaul	37-45	L
1/29/43	CAMP GRANT	31-39	L
2/4/43	ROMULUS A.A.B.	69-27	W
2/6/43	Notre Dame	34-45	L
2/11/43	GREAT LAKES N.T.S.	39-56	L
2/15/43	MARQUETTE	36-47	L
2/20/43	Camp Grant	31-43	L
2/27/43	NOTRE DAME	42-45	L

1942-43 Roster

#	Name (Ht., Pos.)	PPG*
3	Daniel Pjesky (5-11, G)	
4	Fred Stone (6-6, C)	
5	Carl Petroski (6-0, C)	
6	Oliver White (6-1, F)	
7	William Krall (6-7, C)	
8	Roy Deihl (5-9, F)	
9	Nicholas Hashu (6-0, G)	
10	Albert Peppler (5-11, C)	
11	Floyd May (6-0, F)	
12	Jack Gale (5-10, F/G)	
14	Billy Jo Hanson (6-0, G)	
15	Roy Crissey (6-1, F)	
16	John Cawood (6-3, F)	
17	Dave Phillips (5-11, G)	
18	Eugene Strang (6-1, G)	
19	James Jacobs (6-0, F)	
20	James Fry (G/F)	
21	Richard Holloway (5-10, G)	
22	Alvin Schmidt (6-0, G)	
24	Chet Aubuchon (5-9, G)	
25	Clayton Kowalk (5-11, F/G)	
26	George Weber (5-11, F)	

* Stats not available

1943-44

Season suspended because of World War II

1944-45

(9-7 Overall)

DATE	OPPONENT	MSU-OPP	W/L
12/2/44	DRAKE	44-36	W
12/9/44	Ohio State	31-58	L
12/28/44	OHIO STATE	31-67	L
12/30/44	Iowa	29-66	L
1/6/45	CINCINNATI	37-39	L
1/8/45	Albion	72-36	W
1/12/45	Cincinnati	50-54	L
1/13/45	Kentucky	35-66	L
1/18/45	Eastern Michigan	75-31	W
1/20/45	WAYNE STATE	47-38	W
1/22/45	ALBION	58-38	W
1/27/45	*Temple	47-64	L
2/5/45	KENTUCKY	66-50	W
2/14/45	DETROIT	53-29	W
2/19/45	KALAMAZOO	81-26	W
2/24/45	Detroit	62-38	W

* at Buffalo, N.Y.

1944-45 Roster

#	Name (Ht., Year., Pos.)	PPG
3	Joe Beyer (5-10, Fr., G)	5.4
4	Charles Frankel (6-3, Fr., C)	4.0
5	Richard Young (6-1, Fr., F)	0.8
6	Sam Fortino (6-2, Jr., F)	11.9
7	Jack Breslin (6-0, Jr., G)	2.4
8	Paul Bauman (5-10, Fr., F/G)	3.1
9	Nicholas Hashu (6-1, Jr., G)	4.5
10	Robert O'Leary (6-0, Fr., F)	1.5
11	Jacob Milliken (5-11, Fr., F)	--
12	Earl Morrison (5-8, Fr., G)	--
14	LeRoy Gunderson (6-3, So., C)	1.0
15	James Currier (6-2, Fr., C)	1.0
16	John Burdick (6-1, Fr., F)	0.5
17	Richard Massuch (6-1, Fr., G)	0.0
18	Richard Johnson (5-7, Fr., G)	--
19	David Schmidt (6-2, So., F/C)	--
20	James Pruett (5-11, So., G)	--
21	William Rapchak (6-1, Fr., F/C)	11.8
22	William Krall (6-7, Jr., C)	3.7

1945-46

(12-9 Overall)

DATE	OPPONENT	MSU-OPP	W/L
12/1/45	Michigan	39-47	L
12/5/45	GREAT LAKES N.T.S.	49-53	L
12/24/45	MINNESOTA	50-48	W
12/27/45	Ohio State	42-62	L
1/2/46	SYRACUSE	76-48	W
1/5/46	CINCINNATI	69-38	W
1/7/46	MICHIGAN	49-36	W
1/12/46	KENTUCKY	44-55	L
1/15/46	Wayne State	43-37	W
1/18/46	DePaul	52-58	L
1/23/46	DETROIT	40-38	W
1/31/46	Notre Dame	57-62	L
2/2/46	Kentucky	51-59	L
2/4/46	Cincinnati	69-39	W
2/7/46	WAYNE STATE	46-45	W
2/9/46	DETROIT	58-46	W
2/11/46	Great Lakes N.T.S.	58-59	L
2/16/46	OHIO STATE	64-41	W
2/20/46	NOTRE DAME	54-56	L
2/23/46	Wisconsin	59-48	W
3/1/46	WISCONSIN	56-52	W

1945-46 Roster

#	Name (Ht., Year., Pos.)	PPG*
3	Joe Beyer (5-10, So., G)	
5	Dudley Jones (6-1, Jr., G/F)	
6	Sam Fortino (6-2, Sr., F)	
7	John Granack (5-11, Fr., F)	
8	Oliver White (6-0, Sr., G/F)	
9	Keith Krause (6-0, So., F)	
10	Albert Peppler (5-11, Jr., G)	
11	Dan Pjesky (5-11, Jr., G)	
12	Joe Krakora (6-1, Fr., G)	
14	Warren Huey (6-0, Fr., F)	
15	Don Waldron (5-11, Fr., G)	
16	Donald Joyce (6-1, Fr., G)	
17	Robin Roberts (6-0, Fr., F)	
18	Roy Schwachow (6-3, Fr., C)	
19	George Francke (6-4, Fr., C)	
20	Matthew Mazza (6-2, Fr., C)	
21	John Cawood (6-4, Fr., C)	
22	Bill Krall (6-8, Sr., C)	

* Stats not available

1946-47

(11-10 Overall)

DATE	OPPONENT	MSU-OPP	W/L
12/7/46	Michigan	29-51	L
12/20/46	STANFORD	57-45	W
12/28/46	Wayne State	52-25	W
12/31/46	Syracuse	61-57	ot W
1/2/47	ARIZONA	43-45	L
1/4/47	GEORGIA TECH	62-52	W
1/6/47	MARQUETTE	53-51	W
1/11/47	Detroit	52-44	W
1/14/47	NOTRE DAME	56-74	L
1/18/47	Minnesota	59-73	L
1/20/47	WISCONSIN	48-58	L
1/25/47	DePaul	45-52	L
1/27/47	Kentucky	36-86	L
2/1/47	WAYNE STATE	49-36	W
2/3/47	Marquette	56-55	W
2/8/47	Notre Dame	54-70	L
2/11/47	VIRGINIA	51-46	W
2/15/47	OHIO STATE	46-58	L
2/19/47	DETROIT	55-48	W
2/22/47	BOSTON COLLEGE	70-49	W
3/1/47	MICHIGAN	47-59	L



YEAR-BY-YEAR RESULTS

1946-47 Roster

#	Name (Ht., Year., Pos.)	PPG
3	Robert Carpenter (5-11, So., F)	0.5
4	Robert Stevens (5-11, So., F)	3.0
5	Hugh Dawson (5-11, Fr., G)	1.2
6	Clayton Kowalk (5-11, Jr., G)	1.3
7	Albert Peppler (5-11, Jr., G)	2.2
8	Oliver White (6-0, Sr., G/F)	8.4
9	Robert Robbins (6-2, Fr., F)	3.5
10	John Granack (5-11, So., F)	0.6
11	Robin Roberts (6-0, So., F)	9.0
12	John Cawood (6-4, So., C)	6.4
14	Joe Barta (6-0, Fr., G)	0.0
15	Don Waldron (5-11, So. G)	5.1
16	Lynn Chandnois (6-2, Fr., F)	1.4
18	Robert Geahan (6-1, So., F)	11.2
19	Jack Wulf (6-8, So., F)	2.4
20	Matthew Mazza (6-2, So., G)	1.6
21	David Lumsden (6-5, Jr., C)	3.8
22	Fred Stone (6-6, Sr., C)	2.0
	W. Bevis Fraser (6-2, So., G)	0.0
	Richard Olson (6-1, So., C)	0.0
	Harold DeVoll (6-4, So., C)	0.0

1947-48

(12-10 Overall)

DATE	OPPONENT	MSU-OPP	W/L
12/18/47	MICHIGAN	43-38	W
12/20/47	Purdue	48-50	L
12/23/47	INDIANA	64-60	W
12/27/47	Wayne State	57-55	W
12/29/47	HARVARD	53-47	ot W
1/3/48	Wash. (St. Louis)	46-45	W
1/5/48	Missouri	44-46	L
1/10/48	KENTUCKY	45-47	L
1/13/48	MARQUETTE	57-54	W
1/17/48	Western Reserve	65-57	W
1/20/48	Detroit	52-34	W
1/24/48	DePaul	42-52	L
1/26/48	DETROIT	66-31	W
1/31/48	Minnesota	63-69	L
2/3/48	DEPAUL	49-63	L
2/9/48	Wisconsin	39-51	L
2/14/48	Marquette	53-48	W
2/17/48	NOTRE DAME	44-51	L
2/21/48	OHIO STATE	50-72	L
2/24/48	Notre Dame	54-50	W
2/28/48	WAYNE STATE	63-49	W
3/6/48	Michigan	28-69	L

1947-48 Roster

#	Name (Ht., Year., Pos.)	PPG
3	Robert Geahan (6-1, Jr., F)	7.5
4	Matthew Mazza (6-2, Jr., G)	--
5	Hugh Dawson (5-11, So., G)	3.9
6	Don Waldron (5-11, Jr., G)	4.5
7	Robert Brannum (6-5, Jr., C)	15.6
8	Jack Wulf (6-8, So., C)	2.8
9	Robert Robbins (6-2, So., F)	5.9
10	Stanley Petela (6-1, So., G)	1.8
11	Robert Carpenter (5-11, Jr., F)	0.0
12	Robert Stevens (5-11, Jr., F)	1.8
14	William Rapchak (6-1, So., F)	6.4
15	Joe Barta (6-0, So., G)	--
16	Leon Hess (6-3, So., G)	2.1
18	Frank McNaughton (6-2, So., F)	0.8
19	Fred Jackson (6-1, So., C)	--
20	Donn Joyce (6-1, Jr., G)	--
	David Lumsden (6-5, Jr., C)	--
	Ben Sierra (6-0, So., G)	--
	Lynn Chandnois (6-2, So., F)	1.0

1948-49

(9-12 Overall)

DATE	OPPONENT	MSU-OPP	W/L
11/27/48	ALMA	46-33	W
11/27/48	HILLSDALE	53-43	W
12/4/48	Michigan	33-66	L
12/6/48	Indiana	36-48	L
12/18/48	IOWA	49-43	W
12/20/48	CORNELL	45-56	L
12/29/48	MISSISSIPPI STATE	74-28	W
1/7/49	MARQUETTE	48-68	L
1/10/49	DETROIT	66-49	W
1/14/49	WESTERN RESERVE	44-43	W
1/17/49	Detroit	34-35	L
1/22/49	Wayne State	37-35	2ot W
1/27/49	WAYNE STATE	63-48	W
1/31/49	MICHIGAN	38-49	L
2/3/49	Notre Dame	47-63	L
2/5/49	Marquette	42-59	L
2/12/49	PURDUE	48-66	L
2/19/49	VIRGINIA	62-43	W
2/21/49	MINNESOTA (-/6)	47-57	L
2/23/49	NOTRE DAME	41-43	L
2/28/49	Ohio State (-/18)	51-70	L

1948-49 Roster

#	Name (Ht., Year., Pos.)	PPG
3	Robert Geahan (6-1, Sr., F)	5.2
4	Albert Cummins (5-10, Jr., G)	--
5	Hugh Dawson (6-0, Jr., G)	2.5
6	William Rapchak (6-1, Jr., F)	10.5
7	John Granack (6-0, Jr., F)	6.7
8	Robert Stevens (5-11, Sr., F)	1.6
9	Robert Robbins (6-2, Jr., G)	3.7
10	Jay Cochran (6-2, So., F)	--
11	James Snodgrass (6-1, So., G)	7.3
12	Robert Kane (6-0, So., F)	--
14	Ray Steffen (6-4, So., C)	5.2
15	Jack Wulf (6-8, Sr., C)	6.0
16	Jack Finn (6-4, Jr., C)	--
17	Leon Hess (6-2, Jr., C)	--
18	David Lumsden (6-4, Jr., C)	--
19	Donn Joyce (6-0, Sr., G)	0.6
20	Stanley Petela (6-0, Jr., F)	--
22	Paul Jorden (6-0, Jr., G)	--
21	Robert McManus (6-4, So., C)	0.4

ALTON KIRCHER

1949-50 * 4-18 (.182)



Alton Kircher took over as head coach for Ben VanAlstyne after six seasons as an assistant. He coached for only one season, posting a 4-18 mark. Kircher was one of MSC's greatest all-around athletes, serving as the starting quarterback on the football team, captain of the basketball team and playing on the baseball team. He would later coach at Washington State.

1949-50

(4-18 Overall)

DATE	OPPONENT	MSU-OPP	W/L
12/3/49	MICHIGAN	49-52	L
12/5/49	Iowa	53-73	L
12/10/49	INDIANA	58-73	L
12/17/49	MISSOURI	54-73	L
12/22/49	GEORGIA TECH	60-68	L
12/23/49	Northwestern	46-68	L
12/28/49	*HARVARD	57-68	L
12/29/49	*CORNELL	61-54	W
1/2/50	Indiana	50-60	L
1/7/50	NOTRE DAME	65-76	L
1/9/50	Detroit	55-66	L
1/13/50	MARQUETTE	81-64	W
1/18/50	Notre Dame	65-71	L
1/23/50	MINNESOTA (-/16)	56-73	L
1/28/50	WESTERN RESERVE	54-57	L
2/4/50	Purdue	53-69	L
2/6/50	WISCONSIN (-/17)	47-66	L
2/11/50	Ohio State (-/4)	43-87	L
2/14/50	DETROIT	57-54	W
2/17/50	WAYNE STATE	68-44	W
2/20/50	Michigan	53-70	L
2/25/50	Marquette	58-75	L

* Holiday Tournament (East Lansing)

1949-50 Roster

#	Name (Ht., Year., Pos.)	PPG
	William Bower (5-11, So., F)	2.3
	Robert Carey (6-5, So., C)	--
	William Carey (6-1, So., G)	8.8
	Albert Cummins (5-10, Sr., F)	--
	Hugh Dawson (6-0, Sr., F)	--
	Victor DeRose (6-0, So., F)	--
	William Eckstrom (6-2, So., G)	--
	John Finn (6-4, Sr., C)	--
	Victor Hahn (6-2, Jr., F)	--
	Leon Hess (6-2, Sr., G)	--
	Gerald Holstein (6-4, So., C)	--
	Robert McManus (6-3, Jr., G)	--
	Clarence Means (5-11, So., F)	1.4
	John Moore (6-7, So., C)	--
	Robert Nagel (6-2, So., G)	--
	Robert Price (6-3, So., G)	--
	William Rapchak (6-1, Sr., F)	7.4
	Robert Robbins (6-3, Sr., G)	--
	Daniel Smith (6-0, So., F)	9.4
	James Snodgrass (6-1, Jr., G)	9.3
	Gordon Stauffer (6-0, So., G)	5.3
	Ray Steffen (6-4, Jr., C)	3.8

PETE
NEWELL

1950-54 * 45-42 (.517)



Pete Newell took over in 1950 with the challenge of leading the Spartans into the Big Ten. In Newell's first season, he led the Spartans to a victory in their first Big Ten game, a 67-62 win over Northwestern. Newell came to MSC from San Francisco where he led his 1949 squad to an NIT title. His 1951-52 MSC squad was the first ranked Spartan team and also registered a win over No. 14 Notre Dame, the first win over a ranked opponent in school history. One of his biggest wins was a 1952 defeat of No. 2-ranked Kansas State. After four seasons, Newell left to coach the University of California, where he won a national title in 1959. He led a group of college all-stars to the gold medal in the 1960 Rome Olympics, becoming the first coach to win NIT, NCAA and Olympic Championships. In 1979 he was inducted into the Basketball Hall of Fame. He passed away in 2008 at the age of 93.

1950-51

(10-11 Overall; 5-9 - 7th Big Ten)

DATE	OPPONENT	MSU-OPP	W/L
12/2/50	Wayne State	51-50	W
12/5/50	DETROIT	45-31	W
12/19/50	MARQUETTE	74-42	W
12/29/50	* PENN STATE	51-44	W
12/30/50	* PRINCETON	46-52	L
1/6/51	#Northwestern	67-62	W
1/8/51	WISCONSIN	52-53	L
1/13/51	INDIANA	37-47	L
1/15/51	Iowa	42-46	L
1/20/51	Michigan	49-36	W
1/25/51	NOTRE DAME	60-43	W
1/27/51	Ohio State	49-58	L
1/29/51	Purdue	55-59	ot L
2/5/51	MINNESOTA	50-44	W
2/12/51	NORTHWESTERN	52-48	W
2/17/51	MICHIGAN	43-32	W
2/19/51	Notre Dame	46-56	L
2/24/51	Wisconsin	29-35	L
2/26/51	Minnesota	39-56	L
3/3/51	IOWA	52-65	L
3/5/51	ILLINOIS (-/6)	43-49	L

* Holiday Tournament (East Lansing)

First Big Ten game for MSU

1950-51 Roster

#	Name (Ht., Year., Pos.)	PPG
3	Sonny Means (5-11, Jr., G.)	4.6
4	William Bower (5-11, Jr., F)	7.0
5	Erik Furseth (6-3, So., F)	1.8
6	Robert Johnson (6-2, So., F)	0.8
7	Thomas McAuliffe (6-0, Jr., G)	2.4
8	Robert Carey (6-5, Jr., C)	8.3
10	Gene Rhodes (5-11, Fr., G)	2.0
11	James Snodgrass (6-1, Sr., G)	4.8
12	William Eckstrom (6-3, Jr., F)	2.6
13	William Carey (6-1, Jr., F)	1.7
14	Raymond Steffen (6-5, Sr., C)	8.9
15	John Moore (6-7, So., G)	0.5
17	Leif Carlson (6-2, Jr., F)	4.7
18	Gordon Stauffer (6-0, Jr., G)	5.9

1951-52

(13-9 Overall; 6-8 - T-5th Big Ten)

DATE	OPPONENT	MSU-OPP	W/L
12/1/51	WAYNE STATE	52-43	W
12/13/51	DENVER	50-48	W
12/15/51	Marquette	53-47	W
12/18/51	Detroit	52-47	W
12/28/51	* DARTMOUTH	47-42	W
12/29/51	* PRINCETON	52-46	W
1/2/52	Notre Dame (20/14)	66-52	W
1/5/52	IOWA (20/-)	60-61	L
1/7/52	N'WESTERN (20/-)	82-49	W
1/12/52	Minnesota (19/-)	49-55	L
1/15/52	NOTRE DAME	48-56	L
1/19/52	Michigan	36-50	L
1/21/52	WISCONSIN	50-39	W
1/26/52	PURDUE	56-47	W
2/2/52	Northwestern	76-86	L
2/9/52	OHIO STATE	70-52	W
2/11/52	Illinois	62-84	L
2/16/52	Wisconsin	57-55	W
2/18/52	MINNESOTA	58-60	L
2/25/52	Iowa	52-64	L
3/1/52	MICHIGAN	80-59	W
3/2/52	Indiana	67-70	L

* Holiday Tournament (East Lansing)

1951-52 Roster

#	Name (Ht., Year., Pos.)	PPG
3	Sonny Means (5-11, Sr., G.)	5.2
4	William Bower (5-11, Sr., F)	9.4
5	Erik Furseth (6-3, Jr., F)	2.6
6	Robert Johnson (6-2, Jr., F)	---
7	Rickey Ayala (5-5, So., G)	4.0
8	Robert Carey (6-5, Sr., C/F)	9.3
9	Richard Wesling (5-10, So., G)	1.5
10	Gene Rhodes (5-11, Jr., G)	0.0
11	James Schlatter (5-10, So., G)	0.9
12	William Eckstrom (6-3, Sr., F)	1.2
13	DeNeal Hartman (6-3, So., C/F)	4.7
14	Keith Stackhouse (6-2, So., F)	11.8
15	Hugh McMaster (6-6, So., C)	1.7
16	Paul Hinkin (6-4, So., C/F)	2.0
17	Leif Carlson (6-2, Sr., F)	3.3
18	Gordon Stauffer (6-0, Sr., G)	9.6

1952-53

(13-9 Overall; 11-7 - T-3rd Big Ten)

DATE	OPPONENT	MSU-OPP	W/L
12/6/52	MARQUETTE	62-51	W
12/19/52	*UCLA (-/12)	55-60	L
12/20/52	*KANSAS STATE (-/2)	80-63	W
12/27/52	Northwestern	52-47	W
12/30/52	Minnesota (-/9)	47-64	L
1/3/53	OHIO STATE	68-57	W
1/5/53	INDIANA (-/12)	62-69	L
1/10/53	IOWA	68-61	W
1/17/53	Michigan	66-64	W
1/19/53	ILLINOIS (-/4)	64-76	L
1/24/53	NORTHWESTERN	76-63	W
1/31/53	MINNESOTA	64-60	W
2/7/53	Ohio State	62-73	L
2/9/53	Iowa	60-48	W
2/14/53	Indiana (-/2)	50-65	L
2/16/53	Notre Dame	64-72	L
2/21/53	PURDUE	68-57	W
2/23/53	WISCONSIN	53-45	W
2/28/53	Purdue	77-72	W
3/2/53	Illinois (-/10)	53-66	L
3/7/53	MICHIGAN	55-52	W
3/9/53	Wisconsin	51-58	L

* Holiday Tournament (East Lansing)

1952-53 Roster

#	Name (Ht., Year., Pos.)	PPG
3	Robert Devenny (5-10, So., G)	4.3
4	Melvin Pine (5-11, So., G)	---
5	Erik Furseth (6-3, Sr., F)	2.4
6	Robert Johnson (6-1, Sr., F)	0.8
7	Rickey Ayala (5-5, Jr., G)	5.0
9	Richard Wesling (5-10, So., G)	6.6
10	Gene Rhodes (5-11, Sr., G)	1.5
11	James Schlatter (5-11, Jr., G)	4.4
12	Robert Armstrong (6-8, So., C)	10.4
13	Paul Hinkin (6-4, Jr., C/F)	0.4
14	Keith Stackhouse (6-1, Jr., F)	12.4
15	Robert McCullough (6-7, So., C)	0.8
17	Donald Butcher (6-2, So., F)	---
18	Donald Corbitt (5-11, So., G)	0.0
19	DeNeal Hartman (6-4, Jr., C/F)	3.3
20	James Harris (6-3, So., F)	0.4
22	Al Ferrari (6-2, So., F)	16.0

1953-54

(9-13 Overall; 4-10 - 8th Big Ten)

DATE	OPPONENT	MSU-OPP	W/L
12/5/53	CREIGHTON	88-51	W
12/17/53	MARQUETTE	65-60	W
12/19/53	USC	81-63	W
12/22/53	PITTSBURGH	83-51	W
12/30/53	USC	73-75	L
12/31/53	UCLA (-/14)	57-67	L
1/4/54	Iowa	63-73	L
1/5/54	Kansas State	78-63	W
1/9/54	ILLINOIS (-/15)	60-59	W
1/16/54	Michigan	62-64	L
1/18/54	WISCONSIN	53-57	L
2/13/54	OHIO STATE	83-76	W
1/30/54	Minnesota (-/8)	71-79	L
2/1/54	NORTHWESTERN	65-62	W
2/6/54	Indiana (-/3)	74-79	L
2/9/54	NOTRE DAME	71-74	L
2/13/54	Purdue	50-64	L
2/20/54	INDIANA (-/3)	61-63	L
2/22/54	Northwestern	71-80	L
2/27/54	IOWA (-/20)	48-60	L
3/1/54	Wisconsin	56-79	L
3/6/54	MICHIGAN	76-61	W

1953-54 Roster

#	Name (Ht., Year., Pos.)	PPG
3	Robert Devenny (5-11, Jr., G)	6.2
4	Harry Koustik (5-8, So., G)	0.0
5	James Raymond (5-11, So., G)	0.6
6	David Raspler (6-0, So., G)	---
7	Rickey Ayala (5-5, Sr., G)	---
9	Donald Corbitt (5-11, Jr., G)	1.2
10	William Hillemeier (6-5, So., F)	---
11	James Schlatter (5-11, Sr., G)	2.9
12	Robert Armstrong (6-8, Jr., C)	9.1
13	Paul Hinkin (6-4, Sr., F)	0.8
14	Keith Stackhouse (6-1, Sr., G)	5.3
15	Robert McCullough (6-8, Jr., C)	---
16	Duane Peterson (6-7, So., C)	4.6
17	Daniel Morrissey (6-3, So., C/F)	---
18	Julius McCoy (6-2, So., F)	18.6
19	DeNeal Hartman (6-4, Sr., F)	4.0
20	James Harris (6-3, Jr., F)	1.5
21	Duane Olson (6-5, So., F)	1.2
22	Al Ferrari (6-2, Jr., F)	14.4



FORREST ANDERSON

1954-65 * 125-124 (.502)



Forrest Anderson led MSU to its first two Big Ten titles in 1956-57 and 1958-59. Anderson starred at Stanford, earning a spot in the school's Hall of Fame. He coached at Drake and Bradley before coming to MSC. From 1954-59, he led the Spartans to a record of 77-38, 46-24 in the Big Ten, including two conference championships, led by stars like Julius McCoy, Johnny Green, Jack Quiggle, and Horace Walker. In 1957, he led MSU to its first Final Four appearance, beating powerhouse Kentucky along the way. Two years later, he led the Spartans to the Midwest Regional Finals. His 1963-64 squad set school records for highest scoring average, most 100-point games and second-highest scoring game, a 118-100 victory over Oklahoma. When Anderson's stint at MSU came to an end in 1965, he became a scout in the NBA. Anderson holds the distinction of being the first coach in NCAA history to take two different teams to the Final Four.

1954-55

(13-9 Overall: 8-5 - 4th Big Ten)

DATE	OPPONENT	MSU-OPP	W/L
12/1/54	MARQUETTE	91-72	W
12/4/54	DETROIT	78-84	L
12/17/54	Princeton	79-67	W
12/18/54	Pennsylvania	67-73	L
12/22/54	DEPAUL	75-76	L
12/30/54	PENN STATE	85-74	W
1/3/55	Ohio State (-20)	76-83	L
1/8/55	WISCONSIN	94-77	W
1/10/55	Iowa (-14)	81-94	L
1/15/55	MICHIGAN	84-82	W
1/17/55	Indiana	79-88	L
1/22/55	MINNESOTA (-14)	87-75	W
1/29/55	DePaul	88-72	W
1/31/55	PURDUE	79-72	W
2/5/55	Wisconsin	73-70	W
2/7/55	Notre Dame	93-79	W
2/12/55	Northwestern	54-56	L
2/14/55	Illinois (-10)	72-90	L
2/19/55	IOWA (-15)	69-78	L
2/21/55	NORTHWESTERN	71-69	W
2/28/55	INDIANA	93-77	W
3/5/55	Michigan	83-68	W

1954-55 Roster

#	Name (Ht., Year., Pos.)	PPG
10	Robert Devenny (5-11, Jr., G)	10.7
11	Harry Lux (5-10, Jr., G)	0.3
12	Duane Franskoviak (5-11, Jr., G)	0.8
13	David Raspler (6-0, Jr., G)	0.0
14	Jim Raymond (5-11, Jr., G)	2.4
15	Julius McCoy (6-2, Jr., F)	16.7
20	Robert Armstrong (6-8, Sr., C)	8.3
21	Duane Olson (6-5, Jr., F)	0.8
22	Al Ferrari (6-2, Sr., F)	20.1
23	Walter Godfrey (6-1, Jr., G)	3.8
24	William Hillemeier (6-5, Jr., F)	---
25	James Harris (6-3, Sr., F)	3.4
30	George Ferguson (6-3, So., G)	8.0
31	Edwin Purchis (6-3, So., F)	---

32	William Werner (6-4, Jr., F)	0.0
33	Donald Corbitt (5-11, Sr., G)	0.0
34	Duane Peterson (6-6, Jr., C)	13.1
35	Pat Wilson (6-0, So., G)	4.5
--	Daniel Morrissey (6-3, Jr., F)	---
--	John O'Toole (5-11, So., G)	---

1955-56

(13-9 Overall: 7-7 - 5th Big Ten)

DATE	OPPONENT	MSU-OPP	W/L
12/13/55	SOUTHERN ILLINOIS	99-71	W
12/17/55	Pittsburgh	82-81	W
12/21/55	NOTRE DAME	84-78	W
12/23/55	WYOMING	72-62	W
12/29/55	*Maryland (16/-)	95-75	W
12/30/55	*George Wash. (16/12)	62-65	L
1/2/56	Illinois (16/9)	65-73	L
1/7/56	Iowa (20/-)	65-64	W
1/14/56	PURDUE	62-66	L
1/16/56	Indiana (-12)	70-79	L
1/21/56	MINNESOTA	80-69	W
1/28/56	OHIO STATE	94-91	W
2/1/56	Detroit	85-78	W
2/6/56	MICHIGAN	86-76	W
2/8/56	Marquette	81-90	L
2/13/56	Minnesota	73-77	L
2/18/56	Illinois (-3)	76-96	L
2/20/56	NORTHWESTERN	96-93	W
2/25/56	Purdue	56-63	L
2/27/56	WISCONSIN	89-82	W
3/3/56	Ohio State	84-96	L
3/5/56	Michigan	76-75	W

* Maryland Tournament (College Park, Md. - 2nd Place)

1955-56 Roster

#	Name (Ht., Year., Pos.)	PPG
10	Jim Raymond (5-11, Sr., G)	---
11	Harry Lux (5-10, Jr., G)	2.8
12	Duane Franskoviak (5-11, Sr., G)	0.8
13	Rolph Anderson (6-2, So., F)	---
14	Duane Olson (6-5, Sr., F)	---
15	Julius McCoy (6-2, Sr., F)	27.2
20	Al Rosenberg (6-3, So., G)	6.2
21	Jack Quiggle (6-3, So., F/G)	7.3
22	Leon Fox (6-0, So., F/G)	---
23	Walt Godfrey (6-1, Sr., G)	9.2
24	William Hillemeier (6-5, Sr., F)	---
25	Dave Raspler (6-0, Sr., G)	---
30	George Ferguson (6-3, Jr., F)	7.5
31	Charles Bencie (6-6, So., F/C)	1.0
32	Max Gonzenbach (6-8, So., C)	2.5
33	Larry Hedden (6-5, So., F)	7.8
34	Duane Peterson (6-6, Sr., C)	9.8
35	Pat Wilson (6-0, Jr., G)	6.1
--	Joe Reading (6-5, So., F/C)	---

1956-57

NCAA FINAL FOUR

BIG TEN CHAMPIONS

[#1 AP/#7 UPI

(16-10 Overall: 10-4 - T-1st Big Ten)

DATE	OPPONENT	MSU-OPP	W/L
12/1/56	IOWA STATE	53-60	L
12/8/56	BRIGHTAM YOUNG	79-61	W
12/17/56	Butler	79-83	L
12/22/56	MARQUETTE	92-65	W
12/27/56	*Nebraska	79-65	W
12/28/56	*Colorado	87-90	L
12/29/56	*Oklahoma	76-74	W
1/5/57	PURDUE	71-72	L
1/7/57	MICHIGAN	69-70	L
1/15/57	Notre Dame	76-86	L
1/19/57	Ohio State (-17)	51-70	L
1/26/57	Minnesota	72-59	W

1/28/57	OHIO STATE (-12)	73-64	W
2/2/57	Northwestern	77-63	W
2/9/57	ILLINOIS (-15)	70-64	W
2/11/57	Purdue (-17)	68-66	W
2/16/57	IOWA	77-67	W
2/18/57	Illinois (-16)	89-83	W
2/23/57	MINNESOTA	70-65	W
2/25/57	Wisconsin	78-62	W
3/2/57	INDIANA (-10)	76-61	W
3/4/57	Michigan	72-81	L
3/15/57	**Notre Dame (11/17)	85-83	W
3/16/57	**Kentucky (11/3)	80-68	W
3/22/57	***UNC (11/1)	70-74	3ot L
3/23/57	***San Fran. (11/-)	60-67	L

* Big Seven Classic (Kansas City, Mo. - 3rd place)

** NCAA Tournament (Lexington, Ky.)

*** NCAA Final Four (Kansas City, Mo.)

1956-57 Roster

#	Name (Ht., Year., Pos.)	PPG
11	Harry Lux (5-10, Sr., G)	0.9
12	David Scott (6-2, So., G)	3.5
14	Jim Stouffer (6-0, So., G)	0.6
20	Tom Rand (6-2, So., G)	0.5
21	Jack Quiggle (6-3, Jr., F/C)	15.3
22	Joe Reading (6-5, Jr., F/G)	---
23	Robert Andereg (6-3, So., F)	8.5
24	John Green (6-5, So., C)	13.2
25	Larry Jennings (6-5, So., C)	0.0
30	George Ferguson (6-3, Sr., F)	13.1
31	Charles Bencie (6-6, Jr., F)	5.5
32	Gary Siegmeier (6-5, So., C)	0.5
33	Larry Hedden (6-5, Jr., F)	14.3
34	Tom Markovich (6-3, So., F)	1.1
35	Pat Wilson (6-0, Sr., G)	4.2

1957-58

(16-6 Overall: 9-5 - 3rd Big Ten)

DATE	OPPONENT	MSU-OPP	W/L
12/2/57	BUTLER (7/-)	74-55	W
12/6/57	Detroit (7/-)	71-59	W
12/14/57	COLORADO (9/-)	84-44	W
12/21/57	NOTRE DAME (8/-)	79-72	W
12/23/57	Iowa State (8/-)	57-51	W
12/27/57	*UCLA (8/-)	63-61	W
12/28/57	*USC (8/-)	77-67	W
12/30/57	Washington (8/-)	69-71	L
1/4/58	Ohio State (8/-)	56-70	L
1/11/58	PURDUE (14/-)	84-75	W
1/18/58	Northwestern (18/-)	83-78	W
1/20/58	Wisconsin (18/-)	52-66	L
1/25/58	NORTHWESTERN (15/-)	74-60	W
2/1/58	MINNESOTA (15/-)	88-64	W
2/8/58	Indiana (15/-)	79-82	L
2/10/58	IOWA (15/-)	90-84	W
2/15/58	ILLINOIS (19/-)	69-56	W
2/17/58	Michigan (19/-)	79-69	W
2/22/58	WISCONSIN (12/-)	93-59	W
2/24/58	Purdue (12/-)	70-72	L
3/1/58	Iowa (15/-)	83-65	W
3/8/58	INDIANA (12/-)	72-75	L

* Holiday Tournament (Los Angeles, Calif.)

1957-58 Roster

#	Name (Ht., Year., Pos.)	PPG
10	Larry Fanning (6-0, So., G)	1.0
11	Ken Garrity (6-2, So., G)	---
12	David Scott (6-2, Jr., G)	5.8
13	Harry Turak (6-1, So., G)	0.0
14	Jim Stouffer (6-0, Jr., G)	1.7
15	Horace Walker (6-3, So., F)	3.8
20	Tom Rand (6-2, Jr., G)	3.4
21	Jack Quiggle (6-3, Jr., F)	11.5
22	Joe Reading (6-5, Sr., F)	1.2
23	Robert Andereg (6-3, Jr., F)	14.5
24	John Green (6-5, Jr., C)	18.0
25	Larry Jennings (6-5, Jr., F)	0.0

30 Lance Olson (6-4, So., F)	4.8
31 Charles Bencie (6-6, Sr., C)	1.6
32 John Young (6-1, So., G)	2.0
33 Larry Hedden (6-5, Sr., F)	16.1
34 Tom Markovich (6-3, Jr., F)	---
35 Max Gonzenbach (6-7, Jr., C)	1.1

1958-59

NCAA TOURNAMENT BIG TEN CHAMPIONS

#7 AP/#3 UPI

(19-4 Overall; 12-2 - 1st Big Ten)

DATE	OPPONENT	MSU-OPP	W/L
12/6/58	DETROIT (15/-)	88-51	W
12/8/58	BUTLER (15/-)	72-46	W
12/17/58	Notre Dame (11/-)	74-56	W
12/20/58	NEBRASKA (11/-)	80-55	W
12/29/58	* Duke (9/-)	82-57	W
12/30/58	* North Carolina (7/4)	75-58	W
12/31/58	* N. Carolina St. (7/5)	61-70	L
1/3/59	INDIANA (7/-)	79-77	W
1/5/59	Iowa (7/-)	68-80	L
1/10/59	Illinois (5/20)	97-96	W
1/17/59	MSU Alumni	63-56	W
1/19/59	OHIO STATE (8/-)	92-77	W
1/24/59	Minnesota (8/-)	82-76	W
1/31/59	NORTHWESTERN (8/-)	81-72	W
2/2/59	Wisconsin (8/-)	88-57	W
2/7/59	Purdue (7/-)	81-85	L
2/14/59	MICHIGAN (12/-)	103-91	W
2/16/59	Northwestern (12/-)	71-68	W
2/21/59	PURDUE (9/20)	94-87	W
2/28/59	Indiana (8/-)	86-82	W
3/2/59	WISCONSIN (6/-)	93-73	W
3/7/59	IOWA (6/-)	84-74	W
3/13/59	** Marquette (7/20)	74-69	W
3/14/59	** Louisville (7/-)	81-88	L

* Dixie Classic (Raleigh, N.C. - 2nd place)

** NCAA Tournament (Raleigh, N.C.)

1958-59 Roster

#	Name (Ht., Year., Pos.)	PPG
12	Dave Fahs (5-9, So., G)	7.0
13	Harry Turak (6-1, Jr., G)	0.3
14	Jim Stouffer (6-0, Sr., G)	3.3
15	Horace Walker (6-3, Jr., F/C)	13.3
20	Tom Rand (6-2, Sr., G)	5.8
21	Dave Richey (5-9, So., G)	0.0
22	James Bechinski (6-2, So., F)	1.5
23	Robert Anderegg (6-3, Sr., F)	19.5
24	John Green (6-5, Sr., C)	18.5
30	Lance Olson (6-4, Jr., F/G)	10.7
32	John Young (6-1, Jr., F)	0.0
33	Ted Wasson (6-3, So., F)	0.0
35	Art Gowens (6-2, So., F)	5.5

1959-60

(10-11 Overall; 5-9 - 8th Big Ten)

DATE	OPPONENT	MSU-OPP	W/L
12/3/59	BOWLING GREEN (11/-)	96-67	W
12/5/59	NOTRE DAME (11/-)	61-56	W
12/17/59	NEBRASKA (11/-)	82-80	W
12/19/59	Wyoming (11/-)	82-72	W
12/21/59	Brigham Young (11/-)	75-79	L
12/23/59	California (11/4)	60-71	L
12/28/59	Butler (11/-)	85-80	W
1/2/60	Wisconsin	91-79	W
1/9/60	MICHIGAN	89-58	W
1/11/60	Iowa	79-92	L
1/16/60	Illinois (-/14)	88-96	L
1/23/60	IOWA (-/15)	90-80	W
1/30/60	Ohio State (-/5)	79-111	L

2/1/60	MINNESOTA	84-63	W
2/6/60	PURDUE	65-68	L
2/8/60	ILLINOIS (-/19)	78-77	W
2/13/60	Minnesota	73-82	L
2/20/60	OHIO STATE (-/4)	83-84	L
2/22/60	Northwestern	69-71	L
2/27/60	Michigan	65-72	L
3/5/60	INDIANA (-/12)	80-86	L

1959-60 Roster

#	Name (Ht., Year., Pos.)	PPG
10	Larry Fanning (6-0, Sr., G)	0.0
12	Dave Fahs (5-9, Jr., G)	12.0
13	Dave Scott (6-2, Sr., G)	6.7
14	Dave Richey (5-9, Jr., G)	1.5
15	Horace Walker (6-3, Sr., F/C)	22.6
20	Bob Sparvero (6-3, So., F/C)	0.5
21	William Pauline (6-5, So., F)	---
22	James Bechinski (6-2, Jr., F/G)	2.9
24	Art Schwarm (6-1, So., G)	6.9
30	Lance Olson (6-4, Sr., F)	18.5
31	Tom Wilson (6-0, Jr., G)	1.8
32	John Young (6-1, Sr., F)	6.3
34	Art Brandstatter (6-1, So., G)	0.7
35	Art Gowens (6-2, Jr., F/C)	18.6
--	Roy Ferguson	2.0
--	Bill Golis	0.0

1960-61

(7-17 Overall; 3-11 - 9th Big Ten)

DATE	OPPONENT	MSU-OPP	W/L
12/3/60	BUTLER	77-71	W
12/5/60	Bowling Green	70-67	W
12/16/60	Kansas (-/16)	69-93	L
12/17/60	Kansas State (-/20)	82-104	L
12/22/60	IOWA STATE	92-81	W
12/28/60	* UCLA (-/16)	61-98	L
12/29/60	* Stanford	80-81	2ot
12/30/60	* Minnesota	77-83	L
1/7/61	WISCONSIN	71-74	L
1/9/61	Indiana	55-79	L
1/14/61	Iowa (-/6)	72-86	L
1/16/61	MICHIGAN	81-69	W
1/21/61	NORTHWESTERN	62-77	L
1/23/61	Minnesota	70-89	L
1/30/61	Illinois	92-93	L
2/4/61	Northern Michigan	71-79	L
2/5/61	NOTRE DAME	89-74	W
2/11/61	OHIO STATE (-/1)	62-83	L
2/13/61	Michigan	67-78	L
2/18/61	MINNESOTA	72-75	L
2/20/61	ILLINOIS	90-80	W
2/25/61	Purdue	74-85	L
3/4/61	Ohio State (-/1)	83-91	L
3/6/61	IOWA (-/6)	74-64	W

* Los Angeles Classic (Los Angeles, Calif. - 8th place)

1960-61 Roster

#	Name (Ht., Year., Pos.)	PPG
10	Chris Ferguson (5-10, So., G)	2.7
11	David Cox (6-3, So., F)	0.4
12	Dave Fahs (5-9, Sr., G)	13.8
14	Harold Brookens (6-0, So., G)	4.7
15	Jack Lamers (6-2, So., G)	10.6
20	Robert Sparvero (6-2, Jr., F)	0.3
21	Duane Kilbride (6-2, So., G)	2.7
23	Ron Sabo (6-6, So., C)	3.0
24	Art Schwarm (6-1, Jr., G)	15.1
30	Macgregor Hay (6-6, So., F/C)	0.5
32	Dick Hall (6-4, So., F)	16.2
33	Edward Williams (6-7, So., C)	10.0
35	Lonnie Sanders (6-2, So., F)	4.7

1961-62

(8-14 Overall; 3-11 - T-9th Big Ten)

DATE	OPPONENT	MSU-OPP	W/L
12/2/61	NORTHERN MICHIGAN	75-59	W
12/9/61	TULSA	90-70	W
12/16/61	NOTRE DAME	72-73	L
12/18/61	SOUTH CAROLINA	99-91	W
12/23/61	Butler	77-72	W
12/28/61	* Oregon	59-71	L
12/29/61	* Portland	74-60	W
12/30/61	* California	72-85	L
1/6/62	Indiana	71-76	L
1/8/62	WISCONSIN	78-83	L
1/13/62	ILLINOIS	65-66	L
1/15/62	PURDUE	74-89	L
1/20/62	Michigan	80-74	W
1/22/62	MINNESOTA	84-79	W
1/27/62	NORTHWESTERN	70-71	L
2/3/62	Purdue	64-86	L
2/10/62	Wisconsin	72-77	L
2/17/62	OHIO STATE (-/1)	72-80	L
2/19/62	Iowa	51-59	L
2/24/62	INDIANA	97-85	W
2/26/62	Northwestern	64-71	L
3/3/62	Minnesota	91-98	L

* Far West Classic (Portland, Ore. - 6th place)

1961-62 Roster

#	Name (Ht., Year., Pos.)	PPG
11	Dave Cox (6-3, Jr., F)	0.0
12	William Berry (6-2, So., F)	4.9
13	John Krusoe (6-4, So., F)	---
14	Bill Schwarz (6-3, So., G)	8.0
15	Jack Lamers (6-2, Jr., G)	7.0
20	Bob Sparvero (6-2, Sr., F)	0.6
21	Duane Kilbride (6-2, Jr., G)	---
22	Ron Divjak (6-5, So., F)	2.5
23	Dave Willauer (6-2, So., G)	0.0
24	Art Schwarm (6-1, Sr., G)	12.4
25	Gene Jewett (6-7, Jr., C)	---
30	Pete Gent (6-3, So., F)	14.1
31	Stan Chandler (6-5, So., C)	4.5
32	Dick Hall (6-4, Jr., F)	10.0
33	Edwards Williams (6-7, Jr., C)	6.2
34	Fred Thomann (6-9, So., C)	5.5
35	Lonnie Sanders (6-2, Jr., F)	10.9

1962-63

(4-16 Overall; 3-11 - 9th Big Ten)

DATE	OPPONENT	MSU-OPP	W/L
12/1/62	KANSAS STATE	56-66	L
12/4/62	Notre Dame	85-92	L
12/8/62	KANSAS	81-62	W
12/19/62	Wichita	69-80	L
12/21/62	Utah	79-88	L
12/22/62	Utah State	87-102	L
1/5/63	INDIANA	84-96	L
1/12/63	Wisconsin	75-68	W
1/19/63	NORTHWESTERN	80-68	W
1/21/63	IOWA	59-60	L
1/26/63	Minnesota	61-59	W
2/2/63	MICHIGAN	71-72	L
2/4/63	Purdue	81-103	L
2/9/63	Illinois (-/4)	86-91	L
2/16/63	MINNESOTA	70-75	L
2/18/63	Ohio State (-/8)	77-87	L
2/23/63	Indiana	94-113	L
3/2/63	WISCONSIN	89-92	ot
3/4/63	PURDUE	93-94	L
3/9/63	Northwestern	83-100	L





MICHIGAN STATE

YEAR-BY-YEAR RESULTS

1962-63 Roster

#	Name (Ht., Year., Pos.)	PPG
10	Jim Goulding (6-0, So., G)	0.4
11	John Shick (6-0, So., G)	---
12	William Berry (6-2, Jr., F)	9.6
14	Bill Schwarz (6-3, Jr., G)	7.8
15	Jack Lamers (6-2, Sr., G)	9.1
20	Tom Douglas (5-11, So., G)	1.6
21	Dan Floberg (6-4, So., F)	0.5
22	Ron Divjak (6-5, Jr., F/C)	3.6
23	Gary Lytle (6-4, So., F)	---
24	Mark Vander Jagt (6-6, So., F)	0.8
30	Pete Gent (6-3, Jr., F)	16.4
31	Marcus Sanders (6-2, So., F/G)	14.7
33	Edward Williams (6-7, Sr., C)	18.0
34	Fred Thomann (6-9, Jr., C)	5.8
35	Lonnie Sanders (6-2, Sr., F)	---

1963-64

(14-10 Overall; 8-6 - T-4th Big Ten)

DATE	OPPONENT	MSU-OPP	W/L
11/30/63	NORTHERN MICHIGAN	109-86	W
12/4/63	WESTERN MICHIGAN	101-100	W
12/7/63	BOWLING GREEN	104-81	W
12/14/63	Pennsylvania	87-75	W
12/18/63	Tulsa	88-89	L
12/20/63	*California	68-78	L
12/21/63	*Oklahoma	118-100	W
12/23/63	Brigham Young	90-95	L
12/28/63	Butler	76-65	W
1/4/64	Illinois	66-87	L
1/6/64	WISCONSIN	106-90	W
1/11/64	INDIANA	107-103	W
1/14/64	Minnesota	82-103	L
1/18/64	NOTRE DAME	80-95	L
1/25/64	MICHIGAN (-/2)	77-91	L
1/27/64	OHIO STATE	102-99	W
2/1/64	Michigan (-/2)	79-95	L
2/3/64	Purdue	98-101	L
2/8/64	Northwestern	86-93	L
2/15/64	IOWA	107-82	W
2/17/64	ILLINOIS	85-82	W
2/22/64	Iowa	107-89	W
2/29/64	NORTHWESTERN	107-97	W
3/7/64	Ohio State	81-80	W

* Sun Devil Classic (Tempe, Ariz. - 3rd place)

1963-64 Roster

#	Name (Ht., Year., Pos.)	PPG
10	John Shick (6-0, Jr., G)	0.3
11	James Kupper (6-0, So., G)	1.3
12	William Berry (6-3, Sr., F)	8.7
13	Wayne Brown (6-1, So., G)	0.0
14	William Schwarz (6-3, Sr., G)	9.9
15	Kenneth Curtis (6-2, So., G)	---
20	Tom Douglas (5-11, Jr., G)	1.3
21	Dan Floberg (6-4, Jr., G)	1.7
22	Robert Miller (6-5, So., F)	---
23	Mark Vander Jagt (6-6, Jr., F/C)	---
24	Stan Washington (6-3, So., G)	14.8
25	William Curtis (6-4, So., F)	4.3
30	Pete Gent (6-4, Sr., F)	21.0
31	Marcus Sanders (6-3, Jr., F)	14.4
32	Ron Welch (6-4, Jr., F)	---
33	Richard Holmes (6-4, So., F)	0.4
34	Fred Thomann (6-9, Sr., C)	15.5
35	William Noack (6-8, Jr., C)	3.8

1964-65

(5-18 Overall; 1-13 - 10th Big Ten)

DATE	OPPONENT	MSU-OPP	W/L
12/3/64	NORTHERN MICHIGAN	82-76	W
12/5/64	WESTERN MICHIGAN	89-80	W
12/8/64	Notre Dame	93-100	L
12/12/64	DRAKE	75-91	L
12/19/64	Butler	89-90	L
12/22/64	LOYOLA (LA.)	94-70	W
12/28/64	*Utah	96-98	L
12/29/64	*USC	69-100	L
12/30/64	*Washington	93-92	W
1/9/65	IOWA	78-85	L
1/16/65	Iowa	68-111	L
1/23/65	NORTHWESTERN	75-76	L
1/26/65	MICHIGAN (-/2)	98-103	ot
1/30/65	Northwestern	75-77	L
2/6/65	MINNESOTA	79-88	L
2/8/65	Indiana (-/7)	94-112	L
2/13/65	Michigan (-/1)	83-98	L
2/20/65	ILLINOIS	94-113	L
2/22/65	Ohio State	90-101	L
2/27/65	Wisconsin	89-99	L
3/1/65	PURDUE	110-92	W
3/6/65	OHIO STATE	75-97	L
3/9/65	Illinois	89-121	L

* Los Angeles Classic (Los Angeles, Calif. - 7th place)

1964-65 Roster

#	Name (Ht., Year., Pos.)	PPG
10	John Shick (6-1, Sr., G)	3.8
11	James Kupper (6-0, Jr., G)	2.2
12	Joseph Johnson (6-4, So., F)	12.8
13	Edward (Ted) Crary (6-5, So., F)	8.7
15	Gary Spade (5-11, So., G)	---
20	Jerry McDewitt (6-2, So., G)	---
21	Robert Miller (6-5, Jr., G)	3.7
22	Ron Divjak (6-5, Sr., F/C)	0.2
23	Mark Vander Jagt (6-6, Sr., F/C)	3.2
24	Stan Washington (6-3, Jr., G/F)	21.3
25	William Curtis (6-4, Jr., F)	19.4
30	Robert Peterson (6-5, So., G)	1.2
31	Marcus Sanders (6-3, Sr., F/G)	18.5
32	Ron Welch (6-4, Sr., F/C)	0.0
33	Richard Holmes (6-4, Jr., F/C)	3.6
34	David Keeler (6-6, So., C)	3.0

JOHN BENINGTON

1965-69 * 54-38 (.587)

John Benington was known as much for his kindness as for helping return the Spartans to prominence. He starred at San Francisco under coach Pete Newell before following Newell to MSC to become one of his assistant coaches. He stayed in that position for seven years, then went to Drake for two seasons and St. Louis for seven before returning to East Lansing to become the Spartan head coach in 1965. In his first season, he led MSU to a second-place Big Ten finish. The next season, he led the Spartans to a shared Big Ten title. Benington's career was cut short when he died of a heart attack after jogging at Jenison Field House in the summer of 1969. He was just 47.



1965-66

(15-7 Overall; 10-4 - 2nd Big Ten)

DATE	OPPONENT	MSU-OPP	W/L
12/4/65	WESTERN MICHIGAN	82-85	L
12/7/65	Bowling Green	84-59	W
12/9/65	BUTLER	75-56	W
12/11/65	Notre Dame	93-69	W
12/18/65	ST. JOSEPH (PA.) (-/2)	65-82	L
12/20/65	TULANE	80-61	W
12/22/65	Drake	61-50	W
12/27/65	*Hawaiian Marines	84-53	W
12/28/65	*Tulsa	67-78	L
12/30/65	*Hawaiian Army	97-69	W
1/8/66	MINNESOTA	85-65	W
1/10/66	Purdue	89-78	W
1/15/66	OHIO STATE	80-64	W
1/22/66	Iowa	76-90	L
1/24/66	PURDUE	92-74	W
1/29/66	Northwestern	77-68	W
2/5/66	WISCONSIN	79-65	W
2/12/66	Minnesota	71-81	L
2/19/66	Wisconsin	77-78	L
2/22/66	ILLINOIS	68-66	W
2/26/66	INDIANA	69-63	W
2/28/66	Ohio State	98-79	W
3/5/66	Indiana	76-86	L
3/7/66	MICHIGAN	86-77	W

* Rainbow Classic (Honolulu, Hawaii - 3rd place)

1965-66 Roster

#	Name (Ht., Year., Pos.)	PPG
11	John Gorman (5-11, Sr., G)	2.2
12	John Bailey (6-0, So., G)	8.1
13	Edward (Ted) Crary (6-5, Jr., F)	0.8
14	Gary Spade (5-11, So., G)	---
15	Steven Rymal (6-1, So., G)	8.3
21	James O'Brien (6-3, So., G)	0.7
22	Shannon Reading (6-1, Jr., G)	6.0
23	James Kupper (6-0, Sr., G)	1.3
24	Stan Washington (6-3, Sr., F)	18.0
25	William Curtis (6-4, Sr., F)	16.4
32	Jack Wynn (6-8, So., C)	1.0
33	Heywood Edwards (6-5, So., F)	1.7
35	Robert Miller (6-5, Sr., F)	1.3
41	Arthur Baylor (6-6, So., F/C)	4.5
42	Gerald Geistler (6-8, So., C)	0.8
43	Richard Holmes (6-4, Sr., F)	1.4
44	David Keeler (6-8, Jr., F)	1.0
45	Matthew Aitch (6-7, Jr., C)	13.8

1966-67

BIG TEN CHAMPIONS

(16-7 Overall; 10-4 - T-1st Big Ten)

DATE	OPPONENT	MSU-OPP	W/L
12/1/66	WESTERN MICHIGAN	77-55	W
12/3/66	MIAMI (OHIO)	63-51	W
12/5/66	SOUTH DAKOTA	81-54	W
12/10/66	WICHITA STATE	103-68	W
12/20/66	*Loyola (La.) (5/-)	70-74	L
12/21/66	*Tulane (5/-)	76-66	W
12/27/66	*Villanova (10/-)	63-66	L
12/28/66	*Bowling Green (10/-)	67-75	L
1/7/67	Illinois	76-74	W
1/14/67	IOWA	79-70	W
1/21/67	Michigan	59-81	L
1/28/67	WISCONSIN	68-61	W
2/1/67	Notre Dame	85-80	ot
2/6/67	Indiana	77-82	L
2/11/67	Purdue	79-77	W
2/13/67	INDIANA	86-77	W
2/18/67	MINNESOTA	67-66	W

2/20/67	Ohio State	64-80	L
2/25/67	Wisconsin	64-68	L
2/27/67	OHIO STATE	74-63	W
3/4/67	PURDUE	75-71	W
3/6/67	Minnesota	67-59	W
3/11/67	NORTHWESTERN	79-66	W

* Sugar Bowl Tournament (New Orleans, La. - 3rd place)
+ Quaker City Tournament (Philadelphia, Pa. - 7th place)

1966-67 Roster

#	Name (Ht., Year., Pos.)	PPG
11	John Gorman (5-11, Sr., G)	1.0
12	John Bailey (6-0, Jr., G)	8.0
13	Edward (Ted) Crary (6-5, Sr., F)	2.1
14	Richie Jordan (5-7, So., G)	2.2
15	Steven Rymal (6-1, Jr., G)	11.4
21	James O'Brien (6-3, Jr., G)	0.6
22	Richard Chappel (5-10, So., G)	0.0
23	Vernon Johnson (5-11, So., G)	1.5
24	John Holms (6-4, So., F)	4.2
31	Shannon Reading (6-0, Sr., G)	5.4
32	Jack Wynn (6-7, Jr., C)	---
33	Heywood Edwards (6-5, Jr., F)	7.4
34	Tom Lick (6-10, So., C)	0.7
35	Lee Lafayette (6-6, So., F)	14.8
41	Arthur Baylor (6-6, Jr., F)	5.1
42	Gerald Geistler (6-8, Jr., C)	1.0
44	David Keeler (6-6, Sr., F)	1.3
45	Matthew Aitch (6-7, Sr., C)	16.3

1967-68

(12-12 Overall; 6-8 - T-6th Big Ten)

DATE	OPPONENT	MSU-OPP	W/L
12/1/67	CAL ST. FULLERTON	80-49	W
12/12/67	Western Michigan	78-67	W
12/14/67	Butler	55-65	L
12/16/67	HARDIN-SIMMONS	95-76	W
12/20/67	NEBRASKA	74-70	W
12/23/67	Wichita	80-90	L
12/29/67	*Vanderbilt (-/9)	63-73	L
12/30/67	*Memphis State	57-73	L
1/6/68	Illinois	56-66	L
1/13/68	Michigan	86-81	W
1/16/68	Wisconsin	68-70	L
1/20/68	NORTHWESTERN	75-62	W
1/23/68	IOWA	71-76	L
1/27/68	Southern Illinois	68-56	W
1/30/68	NOTRE DAME	89-68	W
2/3/68	MICHIGAN	82-77	W
2/10/68	Ohio State	62-90	L
2/17/68	Northwestern	61-69	L
2/20/68	INDIANA	75-70	W
2/24/68	WISCONSIN	87-77	W
2/27/68	Iowa	58-76	L
3/2/68	MINNESOTA	68-75	L
3/5/68	Purdue	75-93	L
3/9/68	ILLINOIS	62-59	W

* Sugar Bowl Tournament (New Orleans, La. - 4th place)

1967-68 Roster

#	Name (Ht., Year., Pos.)	PPG
11	Lloyd Ward (5-9, So., G)	2.3
12	John Bailey (6-0, Sr., G)	10.1
13	Thomas Steenken (6-1, So., G)	0.0
14	Richie Jordan (5-7, Jr., G)	3.0
15	Steven Rymal (6-1, Sr., G)	7.0
21	James O'Brien (6-3, Sr., G)	---
23	Vernon Johnson (5-11, Jr., G)	1.3
24	John Holms (6-4, Jr., F)	1.5
25	Robert Gale (6-5, So., F)	1.6
31	Harrison Stepter (6-2, Jr., G)	9.6
32	Steven Kirkpatrick (6-2, So., G)	1.2
33	Heywood Edwards (6-6, Sr., F/C)	9.7
34	Tom Lick (6-10, Jr., C)	3.8
35	Lee Lafayette (6-6, Jr., F)	16.8

41	James Gibbons (6-6, So., C)	6.3
42	Gerald Geistler (6-8, Sr., C)	0.5
44	Ron Binge (6-5, So., F)	2.0
45	Bernie Copeland (6-6, Jr., F/C)	7.7

1968-69

(11-12 Overall; 6-8 - T-5th Big Ten)

DATE	OPPONENT	MSU-OPP	W/L
12/3/68	S.W. LOUISIANA	90-84	W
12/6/68	WESTERN MICHIGAN	86-71	W
12/7/68	Toledo	81-80	W
12/13/68	BUTLER	70-60	W
12/14/68	*Western Kentucky	63-67	L
12/16/68	Nebraska	59-73	L
12/27/68	**St. John's	51-61	L
12/28/68	**Villanova (-/5)	66-75	L
1/4/69	NORTHWESTERN (-/19)	71-85	L
1/7/69	WISCONSIN	77-67	W
1/14/69	Iowa	76-77	L
1/18/69	Northwestern (-/17)	89-75	W
1/25/69	MICHIGAN	70-75	L
2/1/69	Indiana	76-79	L
2/8/69	Michigan	86-82	W
2/11/69	Notre Dame	71-59	W
2/15/69	ILLINOIS (-/8)	75-70	W
2/18/69	IOWA	78-60	W
2/22/69	Wisconsin	64-76	L
2/25/69	PURDUE (-/9)	72-74	L
3/1/69	OHIO STATE (-/14)	85-72	W
3/4/69	Illinois (-/20)	57-71	L
3/8/69	Minnesota	65-78	L

played in Chicago

** ECAC Holiday Festival (New York, N.Y. - 7th place)

1968-69 Roster

#	Name (Ht., Year., Pos.)	PPG
11	Lloyd Ward (5-10, Jr., G)	4.3
12	Tim Bograkovs (6-1, So., G)	5.7
14	Eddie Humphrey (6-2, So., G)	0.0
15	Steve Sizemore (6-2, So., F)	0.0
21	Rudy Benjamin (6-3, So., G)	7.7
24	John Holms (6-4, Sr., F)	3.1
25	Robert Gale (6-5, Jr., F)	3.1
31	Harrison Stepter (6-3, Sr., G)	9.1
32	Steve Kirkpatrick (6-2, Jr., G)	1.2
33	Paul Dean (6-1, So., G)	1.6
34	Tom Lick (6-10, Sr., C)	3.7
35	Lee Lafayette (6-6, Sr., C)	18.7
41	James Gibbons (6-6, Jr., F)	10.7
44	Ron Binge (6-5, Jr., F)	1.3
45	Bernie Copeland (6-6, Sr., F)	10.2

GUS GANAKAS

1969-76 '89-84 (.514)



A Mount Morris, New York, native, Gus Ganakas has been a Spartan since 1946 when he came to MSC as a student. After earning two degrees from MSC, he went on to coach at East Lansing H.S. before returning to Michigan State as an assistant coach in 1966 under coach John Benington. After Benington passed away in 1969, Ganakas was appointed head coach. His most successful seasons were in 1973-74 with a fourth-place Big Ten finish and 1974-75 with a 17-9 overall record, the second-highest victory total at the time. His coaching career came to an end in 1976, but he continued to be a part of the Michigan State Athletics Department, serving as an assistant A.D. and then as an aide to coach Tom Izzo. This season, Ganakas is in his 32nd straight season as a color commentator on MSU basketball radio broadcasts. Ganakas was also responsible for organizing the 1999 MSU Basketball Centennial Celebration.

1969-70

(9-15 Overall; 5-9 - T-6th Big Ten)

DATE	OPPONENT	MSU-OPP	W/L
12/1/69	EASTERN KENTUCKY	89-85	W
12/6/69	TOLEDO	80-82	L
12/13/69	Western Michigan	86-71	W
12/17/69	Butler	60-81	L
12/19/69	*Bradley	89-87	W
00/12/20/69	*Utah	85-105	L
12/27/69	**Oregon	82-87	L
12/29/69	**Illinois (-/15)	77-86	L
12/30/69	**Temple	51-90	L
1/3/70	Indiana	85-84	W
1/10/70	NORTHWESTERN	98-93	W
1/17/70	Minnesota	78-85	L
1/20/70	NOTRE DAME (-/20)	85-82	W
1/24/70	MICHIGAN	88-91	L
1/31/70	MINNESOTA	87-92	L
2/3/70	Purdue	86-105	L
2/7/70	Wisconsin	79-89	L
2/10/70	OHIO STATE	66-89	L
2/14/70	Iowa (-/14)	77-103	L
2/21/70	INDIANA	78-66	W
2/24/70	ILLINOIS	67-74	L
2/28/70	Ohio State	82-80	W
3/3/70	PURDUE	98-101	L
3/7/70	Illinois	81-76	W

* Utah Classic (Salt Lake City, Utah - 2nd place)

** Far West Classic (Portland, Ore. - 8th place)

1969-70 Roster

#	Name (Ht., Year., Pos.)	PPG
11	Lloyd Ward (5-11, Sr., G)	7.3
12	Tim Bograkovs (6-1, Jr., G)	3.1
13	Gary Przybylo (6-1, So., G)	---
15	Ralph Simpson (6-4, So., F)	29.0
21	Rudy Benjamin (6-3, Jr., G)	12.5
24	Ronald Gutkowski (6-5, So., F)	8.8
25	Robert Gale (6-5, Sr., F)	2.2
31	Eddie Humphrey (6-2, Jr., G)	1.2
32	Steve Kirkpatrick (6-2, Sr., G)	0.6
33	Paul Dean (6-1, Jr., G)	1.3
35	Pat Miller (6-2, So., F)	7.8
41	James Gibbons (6-6, Sr., C)	10.2
42	Craig Larsen (6-9, So., C)	0.1
44	Ron Binge (6-5, Sr., F)	0.0
45	William Cohrs (6-6, So., C)	0.7



1970-71

(10-14 Overall; 4-10 - T-7th Big Ten)

DATE	OPPONENT	MSU-OPP	W/L
12/1/70	NORTHERN ILLINOIS	75-76	L
12/5/70	Toledo	72-62 ot	W
12/12/70	WESTERN MICHIGAN	97-85	W
12/14/70	BUTLER	99-75	W
12/18/70	*New Mexico	73-69	W
12/19/70	*Rutgers	81-71	W
12/22/70	CENTRAL MICHIGAN	85-74	W
12/29/70	**USC (-/4)	63-88	L
12/30/70	**Tennessee (-/10)	70-81	L
1/9/71	Illinois	61-89	L
1/12/71	IOWA	84-81	W
1/16/71	ILLINOIS	67-69	L
1/26/71	Notre Dame (-/7)	80-104	L
1/30/71	Ohio State	82-70	W
2/6/71	OHIO STATE	76-87	L
2/9/71	INDIANA	70-71	L
2/13/71	Minnesota	86-97	L
2/16/71	Indiana	76-90	L
2/20/71	WISCONSIN	97-78	W
2/27/71	Purdue	70-100	L
3/2/71	PURDUE	60-65	L
3/6/71	Michigan	63-88	L
3/8/71	MINNESOTA	73-71	W
3/13/71	Northwestern	67-85	L

* Lobo Invitational (Albuquerque, N.M. - 1st place)

** Trojan Invitational (Los Angeles, Calif. - 4th place)

1970-71 Roster

#	Name (Ht., Year., Pos.)	PPG
10	Brad VanPelt (6-5, So., F)	4.5
11	Gary Ganakas (5-5, So., G)	2.1
13	Gary Przybylo (6-0, Jr., G)	0.3
14	Johnnie Brown (6-1, Jr., G)	0.6
21	Rudy Benjamin (6-2, Sr., G)	21.2
22	Bill Kilgore (6-7, So., C)	14.2
24	Ron Gutkowski (6-6, Jr., F)	7.3
25	Larry Ike (6-3, So., F)	0.6
31	Eddie Humphrey (6-2, Sr., G)	2.0
32	Jeff VanderLende (6-7, So., F)	3.2
33	Paul Dean (6-1, Sr., G)	4.3
35	Pat Miller (6-2, Jr., G/F)	11.3
42	Brian Breslin (6-5, So., F)	7.7
43	Jim Shereda (6-7, So., C)	1.3
45	William Cohrs (6-6, Jr., C/F)	1.3

1971-72

(13-11 Overall; 6-8 - T-5th Big Ten)

DATE	OPPONENT	MSU-OPP	W/L
12/1/71	Missouri	67-77	L
12/4/71	SOUTH ALABAMA	87-72	W
12/11/71	WESTERN MICHIGAN	66-65	W
12/13/71	Kentucky (-/7)	91-85	W
12/17/71	*Colorado State	67-63	W
12/18/71	*Tennessee	61-85	L
12/20/71	Butler	77-71	W
12/27/71	**Texas A&M	67-65	W
12/28/71	**Houston	73-106	L
1/8/72	Michigan	75-83	L
1/11/72	WISCONSIN	83-76	W
1/18/72	Northwestern	69-76 ot	L
1/22/72	MINNESOTA (-/17)	57-67	L
1/29/72	INDIANA	83-73	W
2/1/72	NOTRE DAME	98-74	W
2/5/72	Indiana	69-83	L
2/8/72	ILLINOIS	89-79	W
2/12/72	Iowa	100-91	W
2/19/72	Purdue	68-92	L
2/26/72	IOWA	98-102	L
2/29/72	Wisconsin	74-101	L

3/4/72	MICHIGAN (-/16)	96-92	W
3/7/72	Ohio State	73-92	L
3/11/72	NORTHWESTERN	57-54	W

* Volunteer Classic (Knoxville, Tenn. - 2nd place)

** Bluebonnet Classic (Houston, Texas - 2nd place)

1971-72 Roster

#	Name (Ht., Year., Pos.)	PPG
10	Brad VanPelt (6-5, Jr., F)	1.2
11	Gary Ganakas (5-5, Jr., G)	4.8
15	John Benington (6-1, Jr., G)	0.4
21	Terry Fagan (5-11, So., G)	0.4
22	Bill Kilgore (6-7, Jr., C)	14.8
24	Ron Gutkowski (6-6, Sr., F)	3.3
25	Billy Joe DuPree (6-4, Sr., F)	1.0
31	Mike Robinson (5-11, So., G)	24.7
32	Jeff VanderLende (6-7, Jr., C)	---
34	Tyrone Lewis (6-1, So., F/G)	2.7
35	Pat Miller (6-2, Sr., F/G)	9.2
41	Allen Smith (6-7, Jr., F)	9.0
42	Brian Breslin (6-5, Jr., F)	7.9
44	Mike Ridley (6-4, So., F)	1.5
45	William Cohrs (6-6, Sr., C)	0.4

1972-73

(13-11 Overall; 6-8 - T-6th Big Ten)

DATE	OPPONENT	MSU-OPP	W/L
11/28/72	TOLEDO	98-96	W
12/2/72	KENTUCKY (-/8)	66-75	L
12/9/72	South Carolina	64-83	L
12/16/72	Western Michigan	76-73	W
12/19/72	CENTRAL MICHIGAN	96-74	W
12/29/72	*Rochester	103-61	W
12/30/72	*Arizona State	83-74	W
1/2/73	**Mississippi State	90-82	W
1/3/73	**South Alabama	86-78	W
1/6/73	NORTHWESTERN	90-77	W
1/13/73	MICHIGAN	71-78	L
1/15/73	Iowa	76-74	W
1/20/73	Wisconsin	80-93	L
1/22/73	INDIANA (-/16)	89-97	L
1/27/73	Minnesota (-/8)	77-93	L
2/3/73	IOWA	94-89	W
2/7/73	Notre Dame	72-85	L
2/10/73	Michigan	81-97	L
2/17/73	PURDUE	84-88	L
2/19/73	Indiana (-/11)	65-75	L
2/24/73	Illinois	71-81	L
2/26/73	OHIO STATE	87-83	W
3/3/73	Northwestern	86-72	W
3/10/73	WISCONSIN	79-78 ot	W

* Kodak Classic (Rochester, N.Y. - 1st place)

** Senior Bowl Classic (Mobile, Ala. - 1st place)

1972-73 Roster

#	Name (Ht., Year., Pos.)	PPG
10	Brad VanPelt (6-5, Sr., F/C)	1.0
11	Gary Ganakas (5-5, Sr., G)	4.6
12	William Glover (6-2, So., G)	2.8
22	Bill Kilgore (6-7, Sr., C)	16.7
23	Benny White (6-8, Fr., G)	1.3
24	Cedric Milton (6-8, Fr., C)	1.8
25	Terry Furlow (6-3, Fr., F)	5.7
31	Mike Robinson (5-11, Jr., G)	25.3
32	Peter Davis (6-1, So., G)	3.3
34	Joe Shackleton (6-2, So., F)	1.1
41	Thomas McGill (6-4, So., F)	1.0
44	Allen Smith (6-5, So., F)	11.7
45	Lindsay Hairston (6-7, So., F/C)	11.5
---	Steve Borenstein (5-10, So., G)	2.0
---	Terry Fagan (5-9, Jr., G)	---
---	Dave Jackson (6-3, Fr., F)	---
---	Jim Shereda (6-8, Sr., C)	---

1973-74

(13-11 Overall; 8-6 - T-4th Big Ten)

DATE	OPPONENT	MSU-OPP	W/L
12/1/73	Central Michigan	78-70	W
12/8/73	SOUTH CAROLINA	63-74	L
12/10/73	EASTERN MICHIGAN	91-69	W
12/12/73	NORTHERN MICHIGAN	91-63	W
12/15/73	WESTERN MICHIGAN	85-76	W
12/18/73	Toledo	51-79	L
12/22/73	Detroit	71-73 ot	L
12/28/73	*Boston College	81-94	L
12/29/73	*Holy Cross	97-85	W
1/5/74	Purdue	75-77	L
1/12/74	OHIO STATE	83-75	W
1/14/74	Illinois	90-82	W
1/19/74	Michigan (-/14)	82-84	L
1/21/74	IOWA	95-86	W
1/26/74	Minnesota	67-66	W
1/28/74	ILLINOIS	93-82	W
2/2/74	PURDUE	76-74	W
2/4/74	NOTRE DAME (-/3)	89-91	L
2/11/74	Ohio State	75-67 ot	W
2/16/74	MINNESOTA	50-56	L
2/23/74	NORTHWESTERN	73-70	W
2/25/74	Indiana (-/10)	85-91	L
3/2/74	Wisconsin	80-87	L
3/9/74	MICHIGAN (-/16)	87-103	L

* Maryland Tournament (College Park, Md. - 2nd place)

1973-74 Roster

#	Name (Ht., Year., Pos.)	PPG
12	William Glover (6-2, Jr., G)	7.0
15	Steve Borenstein (5-10, Jr., G)	---
21	David Cross (6-5, Jr., G)	---
22	Lovelle Rivers (6-5, Jr., F)	0.2
23	Benny White (5-8, So., G)	2.4
24	Cedric Milton (6-9, So., C)	4.7
25	Terry Furlow (6-4, So., F)	14.1
31	Mike Robinson (5-11, Sr., G)	22.4
32	Peter Davis (6-1, Jr., G)	5.4
33	Edgar Wilson (6-4, Fr., F)	2.7
34	Joe Shackleton (6-2, Jr., F)	0.3
41	Thomas McGill (6-4, Jr., F)	4.5
42	Brian Breslin (6-5, Sr., F)	4.4
44	Robert Chapman (6-2, Fr., F)	---
45	Lindsay Hairston (6-7, Jr., F/C)	16.5
---	Wayne Butler (6-5, Fr., F)	---
---	Dave Jackson (6-4, So., F)	---
---	Jim Shereda (6-8, Sr., C)	---
---	Kevin Vandenbussche (6-4, Fr., G/F)	---

1974-75

(17-9 Overall; 10-8 - 5th Big Ten)

DATE	OPPONENT	MSU-OPP	W/L
12/2/74	CENTRAL MICHIGAN	82-78	W
12/7/74	EASTERN MICHIGAN	92-60	W
12/14/74	WESTERN MICHIGAN	62-59	W
12/16/74	Northern Michigan	91-59	W
12/20/74	*San Francisco	86-78	W
12/21/74	*Long Beach State	62-74	L
12/23/74	Detroit	72-69	W
1/2/75	Purdue (-/18)	86-93	L
1/4/75	INDIANA (-/2)	55-107	L
1/6/75	OHIO STATE	88-84	W
1/11/75	MICHIGAN (-/11)	86-78	W
1/18/75	Minnesota (-/16)	71-82	L
1/20/75	Iowa	79-83	L
1/25/75	WISCONSIN	105-87	W
1/27/75	NORTHWESTERN	54-50	W
2/1/75	Illinois	75-60	W
2/3/75	Ohio State	101-83	W
2/5/75	Notre Dame (-/16)	76-73	W

2/8/75	Michigan	84-96	L
2/15/75	MINNESOTA	86-81 OT	W
2/17/75	IOWA	90-78	W
2/22/75	Wisconsin	96-103	L
2/24/75	Northwestern	66-67	L
3/1/75	ILLINOIS	96-82	W
3/3/75	PURDUE	84-82	W
3/8/75	Indiana (-/1)	79-94	L

* Cable Car Classic (San Francisco, Calif. - 2nd place)

1974-75 Roster

#	Name (Ht., Year, Pos.)	PPG
12	William Glover (6-2, Sr., G)	12.0
22	Lovelle Rivers (6-5, Sr., F)	0.8
23	Benny White (5-9, Jr., G)	6.8
24	Cedric Milton (6-9, Jr., F/C)	2.3
25	Terry Furlow (6-5, Jr., F)	20.4
32	Peter Davis (6-1, Sr., G)	8.9
33	Edgar Wilson (6-5, So., F)	3.4
41	Thomas McGill (6-4, Sr., F)	1.4
42	James Dudley (6-5, Fr., F)	0.9
44	Robert Chapman (6-2, So., F/G)	4.4
45	Lindsay Hairston (6-7, Sr., C)	19.3
52	Jeffrey Tropf (6-7, Fr., C)	5.1

1975-76

(14-13 Overall; 10-8 - 4th Big Ten)

DATE	OPPONENT	MSU-OPP	W/L
12/1/75	CENTRAL MICHIGAN	69-61	W
12/6/75	Eastern Michigan	79-85	L
12/8/75	CANISUS	83-68	W
12/13/75	Western Michigan	68-78	L
12/16/75	NORTHERN MICHIGAN	81-65	W
12/20/75	N. Carolina St. (-/9)	75-95	L
12/22/75	Detroit	82-85	L
12/29/75	*Southern Miss.	89-77	W
12/30/75	*VCU	75-80	L
1/3/76	Wisconsin	63-70	L
1/5/76	Iowa	105-88	W
1/8/76	Northwestern	89-105	L
1/10/76	OHIO STATE	92-82	W
1/12/76	INDIANA (-/1)	57-69	L
1/17/76	Michigan (-/16)	63-66	L
1/24/76	Illinois	74-63	W
1/26/76	Purdue	66-65	W
1/31/76	MINNESOTA	75-63	W
2/2/76	NORTHWESTERN	91-71	W
2/7/76	Ohio State	83-82 ot	W
2/9/76	Indiana (-/1)	70-85	L
2/14/76	MICHIGAN (-/16)	64-81	L
2/21/76	ILLINOIS	69-59	W
2/23/76	PURDUE	89-76	W
2/28/76	Minnesota	61-71	L
3/1/76	Iowa	93-88	W
3/6/76	WISCONSIN	82-86	L

* VCU Invitational (Richmond, Va. - 2nd place)

1975-76 Roster

#	Name (Ht., Year, Pos.)	PPG
12	Milt Wiley (5-11, Fr., G)	1.6
15	Kevin Vandenbussche (6-4, Jr., G)	0.2
21	Paul Stoll (6-2, Jr., F/G)	0.0
22	Lovelle Rivers (6-5, Sr., C)	1.3
23	Benny White (5-9, Sr., G)	6.3
24	Cedric Milton (6-9, Sr., C)	6.5
25	Terry Furlow (6-5, Sr., F)	29.4
32	Greg Kelsier (6-6, Fr., F)	11.7
33	Edgar Wilson (6-5, Jr., F/G)	7.7
34	Ricky Nash (6-4, So., F)	0.9
41	Dan Riewald (6-5, Jr., F)	1.5
42	Tanya Webb (6-8, Fr., F/C)	1.5
44	Robert Chapman (6-2, Jr., G)	14.6
45	David Jordan (6-5, So., F)	---
52	Patrick Holeywinski (6-10, Sr., C)	0.6

JUD
HEATHCOTE

1976-95
340-220 (.607)



Jud Heathcote arrived at MSU in 1976 as an unknown from the west coast and left in 1995 as one of the most respected and admired coaches in all of college basketball. Heathcote came to MSU from Montana, where he had a career record of 80-53 with two Big Sky Championships. It took him just two seasons to return the Spartan program to greatness. In 1977-78, his team finished with a 25-5 overall record and won the Big Ten title. A year later, his 1978-79 squad captured the first NCAA National Championship in school history along with a Big Ten title. He also had the honor of coaching one of the top dunks in Spartan history: Magic Johnson and Greg Kelsier. Heathcote's teams remained in the top half of the Big Ten for most of the 1980s, before returning to the top spot in 1990. He remained strong to the end of his career, finishing second in the Big Ten in his final season. After 19 seasons, he retired in 1995 with a MSU career mark of 340-220, including three Big Ten Titles and one National Championship. In 2001, Heathcote was honored by the National Association of Basketball Coaches with the Golden Anniversary Award for 50 years of service to college basketball. He is also a 2001 inductee to the MSU Athletics Hall of Fame. Heathcote passed away in 2017 at the age of 90.

1976-77

(12-15 Overall; 9-9 - 5th Big Ten)

DATE	OPPONENT	MSU-OPP	W/L
11/29/76	Central Michigan	76-81	L
12/4/76	WESTERN MICHIGAN	73-74	L
12/6/76	NORTH CAROLINA (-/9)	58-81	L
12/11/76	EASTERN MICHIGAN	54-52 ot	W
12/15/76	DETROIT	94-99	L
12/18/76	Canisius	82-59	W
12/20/76	NORTH CAROLINA ST.	78-60	W
12/29/76	*Holy Cross	61-70	L
12/30/76	*Jacksonville	63-65	L
1/6/77	WISCONSIN	84-61	W
1/8/77	NORTHWESTERN	68-70	L
1/15/77	MICHIGAN (-/6)	70-83	L
1/17/77	Indiana	61-60	W
1/20/77	ILLINOIS	67-58	W
1/22/77	PURDUE (-/19)	70-76	L
1/24/77	Minnesota (-/11)	70-75	W(F)
1/27/77	Northwestern	58-66	L
1/29/77	Wisconsin	83-87 3ot	L
2/5/77	INDIANA	79-81	L
2/7/77	Iowa	79-87	L
2/12/77	Ohio State	71-57	W
2/17/77	MINNESOTA (-/12)	77-99	W(F)
2/19/77	IOWA	81-79	W
2/26/77	Michigan (-/3)	65-69 ot	L
2/28/77	OHIO STATE	80-79	W
3/3/77	Purdue	69-78	L
3/5/77	Illinois	62-61	W

* Gator Bowl Tour. (Jacksonville, Fla. - 4th place)

1976-77 Roster

#	Name (Ht., Year, Pos.)	PPG
12	Terry Donnelly (6-2, Fr., G)	7.9
15	Ron Charles (6-7, Fr., F)	2.5
21	Donald Flowers (6-1, Jr., G)	0.0
22	Nate Phillips (6-4, Jr., F/G)	0.7
23	Kevin Vandenbussche (6-4, Sr., G)	0.4
24	Herbert Drayton (6-1, Jr., F)	0.3
25	Alfred Brown (6-6, So., F)	1.3
32	Greg Kelsier (6-7, So., F)	21.7
33	Edgar Wilson (6-5, Sr., F)	9.2
34	Ricky Nash (6-4, Jr., F)	0.0
41	Dan Riewald (6-5, Sr., F)	0.2
42	Tanya Webb (6-7, So., C)	3.9
44	Robert Chapman (6-2, Sr., G)	19.6
45	James Coutre (6-9, Jr., C)	5.9
52	Les DeYoung (6-9, Jr., C)	---
--	Mike Longaker (6-1, Fr., G)	0.2

1977-78

NCAA TOURNAMENT
BIG TEN CHAMPIONS

#4 AP/#5 UPI

(25-5 Overall; 15-3 - 1st Big Ten)

DATE	OPPONENT	MSU-OPP	W/L
11/28/77	CENTRAL MICHIGAN	68-61	W
12/2/77	*Rhode Island	92-64	W
12/3/77	*Syracuse (-/12)	67-75	L
12/8/77	WICHITA STATE	84-57	W
12/10/77	WESTERN MICHIGAN	79-57	W
12/19/77	MIDDLE TENN. ST.	72-51	W
12/21/77	Detroit (-/15)	103-74	W
12/29/77	**SMU	95-69	W
12/30/77	**New Hampshire	102-65	W
1/5/78	MINNESOTA (18/-)	87-83	W
1/7/78	WISCONSIN (18/-)	74-63	W
1/12/78	Illinois (12/-)	82-70	W
1/14/78	Northwestern (12/-)	67-63	W
1/19/78	PURDUE (10/-)	60-51	W
1/21/78	IOWA (10/-)	68-58	W
1/28/78	Ohio State (7/-)	70-60	W
1/30/78	Indiana (7/-)	66-71	L
2/2/78	MICHIGAN (7/-)	63-65	L
2/4/78	INDIANA (7/-)	68-59	W
2/9/78	Iowa (10/-)	71-70	W
2/11/78	Michigan (10/-)	73-62	W
2/16/78	Purdue (10/-)	80-99	L
2/18/78	OHIO STATE (10/-)	79-74	W
2/23/78	NORTHWESTERN (10/-)	66-56	W
2/25/78	ILLINOIS (10/-)	89-67	W
3/2/78	Wisconsin (9/-)	89-75	W
3/4/78	Minnesota (9/-)	71-70	W
3/11/78	#Providence (6/-)	77-63	W
3/16/78	%Western Ky. (4/-)	90-69	W
3/18/78	%Kentucky (4/1)	49-52	L

* Carrier Classic (Syracuse, N.Y. - 2nd place)

** Old Dominion Classic (Norfolk, Va. - 1st place)

% NCAA Tournament (Indianapolis, Ind.)

% NCAA Tournament (Dayton, Ohio)

1977-78 Roster

#	Name (Ht., Year, Pos.)	PPG
11	Terry Donnelly (6-2, So., G)	6.0
12	Mike Brkovich (6-4, Fr., G/F)	2.3
15	Ron Charles (6-7, So., F)	6.3
21	Donald Flowers (6-2, Sr., G)	1.0
22	Nate Phillips (6-4, Sr., G)	0.0
23	Mike Longaker (6-1, So., G)	0.0
24	Len Williams (6-0, So., G)	2.2
25	Alfred Brown (6-6, Sr., F)	1.4
31	Jay Vincent (6-8, Fr., C)	11.3
32	Greg Kelsier (6-7, Jr., F)	17.7
33	Earvin Johnson (6-8, Fr., F)	17.0
41	Dan Riewald (6-5, Sr., G)	0.5
42	Rick Kaye (6-7, Fr., F)	0.0
43	Sten Feldreich (7-0, Fr., C)	1.6
44	Robert Chapman (6-2, Sr., G)	12.3
45	James Coutre (6-9, Sr., C)	1.8



MICHIGAN STATE

YEAR-BY-YEAR RESULTS

1978-79

NATIONAL CHAMPIONS

BIG TEN CHAMPIONS

#3 AP#4 UPI

(26-6 Overall; 13-5 - T-1st Big Ten)

DATE	OPPONENT	MSU-OPP	W/L
11/27/78	CENTRAL MICH. (7/-)	71-54	W
12/9/78	CAL ST. FULLERTON (4/-)	92-89	W
12/13/78	Western Mich. (3/-)	109-69	W
12/16/78	North Carolina (3/13)	69-70	L
12/19/78	Cincinnati (5/-)	63-52	W
12/28/78	#Washington St. (4/-)	98-52	W
12/29/78	#Oregon State (4/-)	65-57	W
12/30/78	#Indiana (4/-)	74-57	W
1/4/79	WISCONSIN (1/-)	84-55	W
1/6/79	MINNESOTA (1/-)	69-62	W
1/11/79	Illinois (1/4)	55-57	L
1/13/79	Purdue (1/-)	50-52	L
1/18/79	INDIANA (6/-)	82-58	W
1/20/79	IOWA (6/-)	83-72	ot W
1/25/79	Michigan (4/-)	48-49	L
1/27/79	Northwestern (4/-)	65-83	L
2/1/79	OHIO STATE (4/13)	84-79	ot W
2/3/79	NORTHWESTERN (4/-)	61-50	W
2/4/79	KANSAS (4/-)	85-61	W
2/8/79	Iowa (10/15)	60-57	W
2/10/79	Ohio State (10/13)	73-57	W
2/15/79	Indiana (8/-)	59-47	W
2/17/79	MICHIGAN (8/-)	80-57	W
2/22/79	PURDUE (7/18)	73-67	W
2/24/79	ILLINOIS (7/-)	76-62	W
3/1/79	Minnesota (4/-)	76-63	W
3/3/79	Wisconsin (4/-)	81-83	L
3/11/79	*Lamar (4/-)	95-64	W
3/16/79	**Louisiana St. (3/7)	87-71	W
3/18/79	**Notre Dame (3/4)	80-68	W
3/24/79	%Pennsylvania (3/14)	101-67	W
3/26/79	%Indiana State (3/1)	75-64	W
# Far West Classic (Portland, Ore. - 1st place)			
I played at Pontiac Silverdome			
** NCAA Tournament (Murfreesboro, Tenn.)			
% NCAA Tournament (Indianapolis, Ind.)			
% NCAA Final Four (Salt Lake City, Utah)			

1978-79 Roster

#	Name (Ht., Year., Pos.)	PPG
10	Greg Lloyd (6-1, Jr., G)	1.4
11	Terry Donnelly (6-2, Jr., G)	6.6
12	Mike Brkovich (6-4, So., G)	7.0
15	Ron Charles (6-7, Jr., F)	8.8
21	Don Brkovich (6-6, Jr., F)	0.6
23	Mike Longaker (6-1, Jr., G)	1.4
24	Jaimie Huffman (6-3, So., G)	0.3
25	Gerald Busby (6-4, Jr., G)	2.3
31	Jay Vincent (6-8, So., C)	12.7
32	Greg Kelsor (6-7, Sr., F)	18.8
33	Earvin Johnson (6-8, So., G)	17.1
35	Rob Gonzalez (6-7, Fr., F)	1.7
42	Richard Kaye (6-7, So., F)	1.3
43	Gerald Gilkie (6-7, So., F)	0.6

1979-80

(12-15 Overall; 6-12 - 9th Big Ten)

DATE	OPPONENT	MSU-OPP	W/L
11/30/79	* Princeton	60-46	W
12/1/79	* St. John's (-/16)	73-88	L
12/6/79	LONG BEACH STATE	87-73	W
12/10/79	PORTLAND STATE	88-54	W
12/14/79	Wichita State	54-55	L
12/18/79	Central Michigan	95-76	W
12/20/79	Detroit	63-57	W
12/28/79	**Weber State	61-63	L

12/29/79	**Loyola Marymount	82-65	W
1/3/80	PURDUE (-/8)	73-74	L
1/5/80	MINNESOTA	80-93	L
1/10/80	Northwestern	61-65	L
1/12/80	Indiana (-/19)	64-72	L
1/17/80	WISCONSIN	62-61	W
1/19/80	IOWA (-/13)	75-67	W
1/24/80	Michigan	59-58	ot W
1/26/80	Illinois	65-74	L
1/31/80	OHIO STATE (-/6)	74-54	W
2/2/80	ILLINOIS	68-59	W
2/7/80	Iowa	39-44	ot L
2/9/80	Ohio State (-/13)	59-71	L
2/14/80	Wisconsin	66-80	L
2/16/80	MICHIGAN	82-74	W
2/21/80	INDIANA (-/19)	72-75	L
2/23/80	NORTHWESTERN	73-75	3ot L
2/28/80	Minnesota	73-87	L
3/1/80	Purdue (-/18)	73-91	L
* Laphick Memorial Tournament (Jamaica, N.Y. - 2nd place)			
** Las Vegas Holiday Classic (Las Vegas, Nev. - 3rd place)			

1979-80 Roster

#	Name (Ht., Year., Pos.)	PPG
5	Kevin Smith (6-1, So., G)	8.4
11	Terry Donnelly (6-2, Sr., G)	8.8
12	Mike Brkovich (6-4, Jr., F/G)	8.8
15	Ron Charles (6-8, Sr., F)	14.5
21	Don Brkovich (6-6, So., F)	1.0
22	Bill Cawood (6-6, Fr., G)	0.5
23	Mike Longaker (6-2, Sr., G)	1.2
30	Kurt James (6-7, Jr., F)	1.5
31	Jay Vincent (6-8, Jr., C)	21.5
35	Rob Gonzalez (6-7, So., F)	2.3
41	Derek Perry (6-6, Fr., F)	2.4
42	Richard Kaye (6-6, Jr., F)	1.0
44	Herb Bostic (6-4, Fr., F)	1.1
52	Steve Bates (6-10, So., C)	0.7

1980-81

(13-14 Overall; 7-11 - 8th Big Ten)

DATE	OPPONENT	MSU-OPP	W/L
11/28/80	**WESTERN MICHIGAN	89-77	W
11/29/80	*CENTRAL MICHIGAN	66-89	W
12/4/80	Long Beach State	71-60	L
12/6/80	Cal State Fullerton	58-42	W
12/12/80	EASTERN MICHIGAN	73-63	W
12/16/80	Brigham Young (-/18)	50-82	L
12/19/80	**Utah State	70-74	L
12/20/80	**Providence	77-76	W
12/27/80	ST. JOSEPH	71-67	W
1/8/81	Indiana	43-55	L
1/10/81	Iowa (-/11)	57-65	L
1/15/81	MINNESOTA (-/20)	77-86	L
1/17/81	NORTHWESTERN	84-70	W
1/22/81	Wisconsin	62-63	L
1/24/81	Purdue	74-68	W
1/29/81	ILLINOIS	70-71	L
1/31/81	OHIO STATE	60-54	W
2/5/81	Michigan (-/14)	77-79	ot L
2/7/81	Ohio State	61-73	L
2/12/81	PURDUE	48-63	L
2/14/81	MICHIGAN (-/13)	70-66	W
2/19/81	WISCONSIN	74-65	W
2/21/81	Illinois (-/15)	62-82	L
2/26/81	Northwestern	74-61	W
2/28/81	Minnesota	89-92	2ot L
3/5/81	IOWA (-/8)	71-70	ot W
3/7/81	INDIANA (-/14)	48-69	L

* Spartan Cutlass Classic (2nd place)

** Industrial National Classic (Providence, R.I. - 3rd place)

1980-81 Roster

#	Name (Ht., Year., Pos.)	PPG
5	Kevin Smith (6-2, Jr., G)	13.5
10	Tim Gore (6-4, Fr., G)	1.1
12	Mike Brkovich (6-5, Sr., G)	8.2
15	Bob Fossum (5-9, Fr., G)	0.2
20	Ben Tower (6-8, Jr., F)	5.0
22	Bill Cawood (6-7, So., G)	0.8
23	Randy Morrison (6-2, Sr., G)	3.4
24	Richard Mudd (6-9, Fr., F)	0.0
30	Kurt James (6-7, Sr., F)	---
31	Jay Vincent (6-8, Sr., F/C)	22.6
41	Derek Perry (6-6, So., F)	7.5
42	Richard Kaye (6-6, Sr., F)	3.3
44	Herb Bostic (6-4, So., F/G)	2.4
45	Kevin Radelet (5-11, Jr., G)	0.2
45	George Cooper	2.7
52	Steve Bates (6-10, Jr., C)	0.6

1981-82

(12-16 Overall; 7-11 - T-7th Big Ten)

DATE	OPPONENT	MSU-OPP	W/L
11/27/81	*CENTRAL MICHIGAN	89-70	W
11/28/81	*WESTERN MICHIGAN	79-83	L
12/2/81	Detroit	65-62	ot W
12/5/81	Kansas	56-74	L
12/12/81	CINCINNATI	45-56	L
12/15/81	UW-GREEN BAY	49-48	ot W
12/19/81	MARSHALL	101-82	W
12/28/81	**North Carolina St.	46-67	L
12/29/81	**Cal St. Fullerton	51-50	ot W
12/30/81	**Hawaii	61-62	L
1/7/82	INDIANA	65-58	W
1/9/82	MINNESOTA (-/6)	58-64	L
1/14/82	Purdue	47-53	L
1/16/82	Illinois	51-55	L
1/21/82	Michigan	64-62	W
1/23/82	WISCONSIN	68-58	W
1/28/82	IOWA (-/6)	56-57	L
1/30/82	NORTHWESTERN	64-61	W
2/4/82	Ohio State	49-50	ot L
2/6/82	Northwestern	43-48	L
2/11/82	MICHIGAN	66-55	W
2/13/82	OHIO STATE	46-51	L
2/18/82	Iowa (-/7)	53-59	L
2/20/82	Wisconsin	60-65	W(F)
2/25/82	ILLINOIS	56-47	W
2/27/82	PURDUE	49-51	L
3/4/82	Minnesota (-/7)	51-54	L
3/6/82	Indiana	58-74	L
* Spartan Cutlass Classic (2nd place)			
** Rainbow Classic (Honolulu, Hawaii - 6th place)			

1981-82 Roster

#	Name (Ht., Year., Pos.)	PPG
5	Kevin Smith (6-2, Sr., G)	15.6
10	Tim Gore (6-4, So., G)	0.4
11	Sam Vincent (6-2, Fr., G)	11.7
20	Ben Tower (6-8, So., F)	5.4
22	Bill Cawood (6-7, Jr., F)	0.5
23	Randy Morrison (6-2, So., G)	5.0
24	Richard Mudd (6-9, So., F/C)	3.3
30	Kurt James (6-7, Sr., F)	1.5
35	Larry Polec (6-8, Fr., F)	---
41	Derek Perry (6-6, Jr., F)	8.6
42	Kevin Willis (7-0, So., C)	6.0
43	Evaristo Perez	2.0
44	Herb Bostic (6-4, Jr., F/G)	1.0
50	Cleveland Bibbens (6-6, So., F)	2.8
52	Steve Bates (6-10, Sr., C)	0.5

1982-83

(17-13 Overall; 9-9 - T-6th Big Ten)

DATE	OPPONENT	MSU-OPP	W/L
11/26/82	*WESTERN MICHIGAN	72-65	W(F)
11/27/82	*CENTRAL MICHIGAN	62-47	W
11/29/82	Boise State	71-59	W
12/4/82	BRIGHTMAN YOUNG	63-55	W
12/11/82	N. Carolina St. (-/18)	41-45	L
12/13/82	Cincinnati	70-69	W
12/18/82	DETROIT	75-72	OT
12/21/82	CLEVELAND STATE	95-56	W
12/28/82	*S.W. Louisiana	66-71	L
12/29/82	**Tulane	58-81	L
1/5/83	Iowa (-/8)	61-59	W
1/8/83	Northwestern	51-62	L
1/13/83	WISCONSIN	86-66	W
1/15/83	MINNESOTA (-/17)	67-69	L
1/20/83	Indiana (-/2)	85-89	L
1/22/83	Ohio State	69-74	L
1/27/83	ILLINOIS	71-78	L
1/29/83	PURDUE	83-67	W
2/5/83	Michigan	70-65	W
2/12/83	MICHIGAN	67-74	L
2/17/83	Purdue	55-61	L
2/19/83	Illinois	61-69	L
2/24/83	OHIO ST. (-/15)	101-94	3ot W
2/26/83	INDIANA (-/4)	62-54	W
3/3/83	Minnesota	79-67	W
3/5/83	Wisconsin	91-65	W
3/9/83	NORTHWESTERN	63-58	W
3/12/83	IOWA	57-55	L
3/18/83	#BOWLING GREEN	72-71	W
3/21/83	*FRESNO STATE	58-72	L

* Spartan Outlass Classic (1st place)

** Sugar Bowl Tournament (New Orleans, La. - 4th place)

National Invitation Tournament (East Lansing)

1982-83 Roster

#	Name (Ht., Year., Pos.)	PPG
10	Tim Gore (6-4, Jr., G)	0.3
11	Sam Vincent (6-2, So., G)	16.6
14	Matt Carrington (6-1, So., G)	0.3
15	Ralph Walker (6-8, Fr., F)	1.3
20	Ben Tower (6-8, Jr., F)	5.9
22	Bill Cawood (6-7, Sr., G/F)	1.2
24	Richard Mudd (6-9, Jr., F/C)	2.5
25	Scott Skiles (6-1, Fr., G)	12.5
35	Larry Polec (6-8, So., F)	4.5
40	Paul Horton (6-9, So., C)	---
41	Derek Perry (6-6, Sr., F)	9.1
42	Kevin Willis (7-0, Jr., C)	13.3
44	Patrick Ford (6-5, Fr., G/F)	4.7
45	Sterling William (6-6, Jr., F)	---

1983-84

(16-12 Overall; 9-9 - 5th Big Ten)

DATE	OPPONENT	MSU-OPP	W/L
11/25/83	*CENTRAL MICH. (12/-)	73-52	W
11/26/83	*WESTERN MICH. (12/-)	81-52	W
12/1/83	St. Peter's (11/-)	66-73	L
12/3/83	ILL.-CHICAGO (11/-)	99-82	W
12/12/83	Cleveland St. (17/-)	71-62	W
12/15/83	BROOKLYN (17/-)	85-72	W
12/22/83	Missouri	66-79	L
12/28/83	**Alabama	69-81	L
12/29/83	**Nebraska	58-45	W
1/4/84	IOWA	73-72	W
1/7/84	NORTHWESTERN	69-76	L
1/12/84	Wisconsin	74-81	W(F)
1/14/84	Minnesota	61-69	L
1/19/84	INDIANA	62-70	OT L
1/21/84	OHIO STATE	68-82	L
1/26/84	Illinois (-/9)	40-46	L

1/28/84	Purdue	54-72	L
2/2/84	MICHIGAN	72-67	W
2/5/84	OREGON STATE	56-55	W
2/11/84	Michigan	61-71	L
2/16/84	PURDUE (-/11)	63-53	W
2/19/84	ILLINOIS (-/7)	53-70	L
2/22/84	Ohio State	70-86	L
2/26/84	Indiana	57-54	W
3/1/84	MINNESOTA	83-62	W
3/3/84	WISCONSIN	78-59	W
3/8/84	Northwestern	63-55	W
3/11/84	Iowa	51-44	W

* Spartan Outlass Classic (1st place)

** Cotton States Classic (Atlanta, Ga. - 3rd place)

1983-84 Roster

#	Name (Ht., Year., Pos.)	PPG
00	Ken Johnson (6-8, Jr., F)	8.5
4	Scott Skiles (6-1, So., G)	14.5
10	Tim Gore (6-4, Sr., G)	0.2
11	Sam Vincent (6-2, Jr., G)	15.6
13	Darryl Johnson (6-2, Fr., G)	6.0
15	Ralph Walker (6-8, So., F)	1.7
20	Ben Tower (6-8, Sr., F)	5.8
21	Greg Pedro (6-4, Fr., G)	1.0
24	Richard Mudd (6-9, Sr., F/C)	1.0
35	Larry Polec (6-8, Jr., F)	6.0
40	Barry Fordham (6-8, Fr., F)	0.5
42	Kevin Willis (7-0, Sr., C)	11.0
44	Patrick Ford (6-5, So., G/F)	6.1

1984-85

NCAA TOURNAMENT

#20 UPI

(19-10 Overall; 10-8 - T-5th Big Ten)

DATE	OPPONENT	MSU-OPP	W/L
11/24/84	Canisius	80-71	W
11/30/84	**WESTERN MICHIGAN	77-61	W
12/1/84	**ARMY	76-64	W
12/10/84	ST. PETER'S	50-38	W
12/12/84	Western Illinois	93-61	W
12/15/84	MISSOURI	79-61	W
12/18/84	George Washington	68-54	W
12/22/84	Illinois-Chicago	81-60	W
12/28/84	#Boston College	78-82	L
12/29/84	#San Diego State	77-61	W
1/3/85	OHIO STATE	82-79	W
1/5/85	INDIANA (-/12)	68-61	W
1/10/85	Purdue (17/-)	81-72	OT
1/12/85	Illinois (17/15)	63-75	L
1/17/85	IOWA (19/-)	65-79	L
1/19/85	MINNESOTA (19/-)	75-81	L
1/24/85	Michigan (-/18)	75-86	L
1/31/85	Wisconsin	77-68	W
2/2/85	Northwestern	68-54	W
2/7/85	ILLINOIS (-/9)	64-56	W
2/9/85	PURDUE	65-66	W
2/13/85	Minnesota	64-73	L
2/16/85	Iowa (-/11)	57-55	W
2/23/85	MICHIGAN (-/3)	73-75	L
2/27/85	NORTHWESTERN	61-47	W
3/2/85	WISCONSIN	82-63	W
3/7/85	Indiana	68-58	W
3/9/85	Ohio State	79-90	L
3/15/85	*Ala.-Birmingham	68-70	L

* NCAA Tournament (Houston, Texas)

* Spartan Outlass Classic (1st place)

Cabrillo Classic (San Diego, Calif. - 3rd place)

1984-85 Roster

#	Name (Ht., Year., Pos.)	PPG
00	Ken Johnson (6-8, Sr., F/C)	10.8
4	Scott Skiles (6-1, Jr., G)	17.7
11	Sam Vincent (6-2, Sr., G)	23.0

13	Darryl Johnson (6-2, So., G)	5.3
15	Ralph Walker (6-8, Jr., F)	2.3
20	Greg Vaneck (6-6, Jr., F)	0.3
21	Greg Pedro (6-4, So., G)	1.0
24	Richard Mudd (6-9, Sr., F)	3.9
30	Jim Sarkine (6-9, Fr., F)	---
35	Larry Polec (6-8, Sr., G/F)	8.7
40	Barry Fordham (6-8, So., F/C)	1.1
44	Scott Sekal (6-8, Fr., F)	---
45	Carlton Valentine (6-6, Fr., F)	1.6
55	Mario Izzo (6-11, Fr., C)	---

1985-86

NCAA TOURNAMENT

#18 AP/#18 UPI/#12 USA Today

(23-8 Overall; 12-6 - 3rd Big Ten)

DATE	OPPONENT	MSU-OPP	W/L
11/23/85	WESTERN ILLINOIS	98-63	W
11/26/85	MAINE	89-58	W
11/29/85	*CENTRAL MICHIGAN	103-60	W
11/30/85	**WESTERN MICHIGAN	84-64	W
12/4/85	GEORGE WASHINGTON	87-61	W
12/7/85	CANISIUS	90-61	W
12/14/85	Iowa State	80-82	OT
12/21/85	ILLINOIS-CHICAGO	99-74	W
12/27/85	#Massachusetts	93-45	W
12/28/85	#New Mexico	76-61	W
1/2/86	Ohio State	73-84	L
1/5/86	Indiana (-/15)	77-74	W
1/9/86	PURDUE (-/20)	83-88	L
1/12/86	ILLINOIS (-/18)	58-51	W
1/16/86	Iowa	71-82	L
1/18/86	Minnesota	71-76	L
1/25/86	MICHIGAN (-/6)	91-79	W
1/30/86	WISCONSIN	83-81	W
2/1/86	NORTHWESTERN	97-69	W
2/6/86	Illinois	84-80	W
2/8/86	Purdue	82-88	L
2/13/86	IOWA	83-73	W
2/15/86	MINNESOTA	76-66	W
2/20/86	Michigan (19/7)	74-59	W
2/27/86	Northwestern (17/-)	82-48	W
3/2/86	Wisconsin (17/-)	84-71	W
3/5/86	INDIANA (17/16)	79-97	L
3/8/86	OHIO STATE (17/-)	91-81	W
3/13/86	*Washington (18/-)	72-70	W
3/15/86	*Georgetown (18/-)	80-68	W
3/21/86	@Kansas (18/2)	86-96	OT L

* NCAA Tournament (Dayton, Ohio)

@ Kansas Tournament (Kansas City, Kan.)

* Spartan Outlass Classic - (1st place)

Lobo Classic (Albuquerque, N.M. - 1st place)

1985-86 Roster

#	Name (Ht., Year., Pos.)	PPG
00	Keith Hill (6-4, Fr., G)	2.0
4	Scott Skiles (6-1, Sr., G)	27.4
13	Darryl Johnson (6-2, Jr., G)	16.6
15	Ralph Walker (6-8, Sr., F)	2.8
22	Andre Rison (6-0, Fr., G)	0.0
23	Vernon Carr (6-6, Jr., F)	13.8
24	Mark Brown (6-0, Fr., G)	2.3
30	Jim Sarkine (6-9, Fr., F)	0.3
34	David Mueller (6-9, Fr., F/C)	2.1
35	Larry Polec (6-8, Sr., F)	10.7
40	Barry Fordham (6-8, Jr., C/F)	2.8
42	Todd Wolfe (6-5, Fr., G/F)	4.0
44	Scott Sekal (6-8, Jr., F)	2.0
45	Carlton Valentine (6-6, So., F)	6.0
55	Mario Izzo (6-11, Fr., C)	0.5



YEAR-BY-YEAR RESULTS

1986-87

(11-17 Overall: 6-12 - 7th Big Ten)

DATE	OPPONENT	MSU-OPP	W/L
11/28/86	*EASTERN MICHIGAN	99-83	W
11/29/86	*NAVY	90-91	ot L
12/2/86	BROOKLYN	80-62	W
12/4/86	Maine	81-84	L
12/6/86	George Washington	77-62	W
12/13/86	IOWA STATE	86-85	W
12/16/86	Illinois-Chicago	65-74	L
12/20/86	Texas Christian	47-66	L
12/29/86	%Brigham Young	88-96	L
12/30/86	%Wake Forest	71-62	W
1/3/87	Purdue (-/2)	72-87	L
1/5/87	Illinois (-/16)	72-79	L
1/8/87	INDIANA (-/4)	60-79	L
1/10/87	OHIO STATE	90-80	W
1/15/87	Michigan	70-74	L
1/22/87	Wisconsin	81-78	W
1/26/87	Northwestern	65-67	L
1/29/87	IOWA (-/2)	75-89	L
1/31/87	MINNESOTA	72-60	W
2/4/87	Indiana (-/2)	80-84	L
2/9/87	Ohio State	72-90	L
2/15/87	MICHIGAN	90-81	W
2/19/87	NORTHWESTERN	96-71	W
2/21/87	WISCONSIN	63-65	L
2/26/87	Iowa (-/7)	64-93	L
2/28/87	Minnesota	77-67	W
3/4/87	PURDUE (-/3)	59-69	L
3/7/87	ILLINOIS	64-77	L

* Spartan Outlast Classic (2nd place)

% Cable Car Classic (Santa Clara, Calif. - 3rd place)

1986-87 Roster

#	Name (Ht., Year., Pos.)	PPG
10	Kirk Manns (6-1, Fr., G)	7.3
13	Darryl Johnson (6-2, Sr., G)	22.1
20	Ken Redfield (6-7, Fr., F)	1.4
23	Vernon Carr (6-6, Sr., G/F)	13.8
24	Mark Brown (6-0, So., G)	---
30	Jim Sarkine (6-9, So., F)	0.3
34	David Mueller (6-9, So., F/C)	---
35	Ed Wright (6-6, Jr., G/F)	4.1
40	Barry Fordham (6-8, Sr., F/C)	5.8
41	George Papadakos (7-0, Jr., C)	3.4
42	Todd Wolfe (6-5, So., G/F)	5.3
43	Bobby Worthington (6-7, Jr., F)	1.9
44	Scott Sekal (6-8, So., F)	0.9
45	Carlton Valentine (6-5, Jr., F)	11.1
55	Mario Izzo (6-11, So., C)	0.6

1987-88

(10-18 Overall: 5-13 - 8th Big Ten)

DATE	OPPONENT	MSU-OPP	W/L
11/27/87	DETROIT	65-63	ot W
12/2/87	MAINE	87-44	W
12/5/87	GEORGE WASHINGTON	64-65	L
12/12/87	TEXAS CHRISTIAN	69-52	W
12/15/87	ILLINOIS-CHICAGO	78-64	W
12/17/87	Eastern Michigan	80-84	ot L
12/19/87	Austin Peay	77-85	L
12/22/87	SAN JOSE STATE	82-68	W
12/29/87	%Arizona (-/1)	58-78	L
12/30/87	%Florida (-/8)	59-83	L
1/7/88	Wisconsin	72-78	2ot L
1/9/88	Illinois (-/19)	62-77	L
1/14/88	MICHIGAN (-/10)	72-90	L
1/16/88	INDIANA (-/15)	75-74	ot W
1/20/88	Purdue (-/5)	67-78	L
1/27/88	MINNESOTA	56-59	W
2/1/88	OHIO STATE	76-64	W

2/4/88	Northwestern	65-64	W
2/6/88	Iowa (-/13)	72-101	L
2/10/88	PURDUE (-/2)	70-72	L
2/13/88	ILLINOIS	65-83	L
2/18/88	Indiana	58-95	L
2/22/88	Michigan (-/10)	67-77	L
2/27/88	Ohio State	78-77	ot W
3/3/88	IOWA (-/11)	87-103	L
3/5/88	Minnesota	61-62	L
3/10/88	NORTHWESTERN	55-53	W
3/12/88	WISCONSIN	69-71	L

% Fiesta Basketball Classic (Tucson, Ariz. - 4th place)

1987-88 Roster

#	Name (Ht., Year., Pos.)	PPG
10	Kirk Manns (6-1, So., G)	5.0
20	Ken Redfield (6-7, So., F)	11.7
21	Steve Smith (6-6, Jr., G/F)	10.7
22	Andre Rison (6-0, Jr., G)	1.3
23	Jesse Hall (6-3, Fr., G)	3.3
24	Todd Wolfe (6-5, Jr., G)	4.4
30	Jim Sarkine (6-9, Sr., F)	0.0
34	David Mueller (6-9, So., F/C)	0.5
35	Ed Wright (6-6, Sr., G/F)	6.2
41	George Papadakos (7-0, Sr., C)	10.1
43	Bobby Worthington (6-7, Sr., F)	4.0
44	Scott Sekal (6-8, Sr., F)	1.5
45	Carlton Valentine (6-5, Sr., F)	13.3
55	Mario Izzo (6-11, Sr., C)	1.0

1988-89

(18-15 Overall: 6-12 - T-8th Big Ten)

DATE	OPPONENT	MSU-OPP	W/L
11/28/88	FURMAN	98-68	W
11/30/88	Nebraska	77-75	W
12/10/88	BOWLING GREEN	89-72	W
12/13/88	ILLINOIS-CHICAGO	96-74	W
12/15/88	Detroit	96-91	ot W
12/17/88	AUSTIN PEAY	70-60	W
12/22/88	EASTERN MICHIGAN	91-76	W
12/28/88	%Colorado	60-57	W
12/29/88	%Oregon State	58-63	L
12/30/88	%Oregon	76-61	W
1/5/89	IOWA (-/9)	82-93	L
1/7/89	Illinois (-/3)	54-71	L
1/11/89	Northwestern	64-62	W
1/14/89	OHIO STATE (-/18)	81-83	L
1/21/89	Indiana (-/19)	60-75	L
1/25/89	PURDUE	106-83	W
1/28/89	MINNESOTA	73-64	W
2/2/89	Wisconsin	64-69	ot L
2/4/89	Michigan (-/11)	66-82	L
2/11/89	Ohio State (-/16)	75-81	L
2/16/89	ILLINOIS (-/5)	56-75	L
2/18/89	Purdue	63-87	L
2/23/89	INDIANA (-/4)	65-76	L
2/25/89	NORTHWESTERN	80-65	W
2/27/89	MICHIGAN (-/13)	52-79	L
3/2/89	Iowa (-/11)	83-81	W
3/8/89	Minnesota	61-77	L
3/11/89	WISCONSIN	70-61	W
3/16/89	#Kent State	83-69	W
3/20/89	*WICHITA STATE	79-67	W
3/22/89	*Villanova	70-63	W
3/27/89	%St. Louis	64-74	L
3/29/89	%Ala.-Birmingham	76-78	ot L
% Far West Classic (Portland, Ore. - 3rd place)			
# National Invitation Tournament (Detroit, Mich.)			
* National Invitation Tournament (East Lansing)			
** National Invitation Tournament (Philadelphia, Pa.)			
% National Invitation Tournament (New York, N.Y.)			

1988-89 Roster

#	Name (Ht., Year., Pos.)	PPG
10	Kirk Manns (6-1, Jr., G)	11.9
11	Mark Montgomery (6-2, Fr., G)	3.7

20	Ken Redfield (6-7, Jr., F)	13.9
21	Steve Smith (6-6, So., G)	17.7
22	Jeff Casler (6-0, So., G)	0.8
23	Jesse Hall (6-3, So., G)	3.4
24	Todd Wolfe (6-5, Sr., G/F)	8.1
25	Jon Zulauf (6-7, Fr., F)	0.0
30	Jim Sarkine (6-9, Sr., F)	0.1
34	David Mueller (6-9, Jr., C)	0.3
35	Matt Steigenga (6-7, Fr., F)	8.7
42	Parish Hickman (6-7, Fr., F)	5.1
44	Scott Sekal (6-8, Sr., F)	1.8
54	Mike Peplowski (6-10, Fr., C)	---

1989-90

NCAA TOURNAMENT BIG TEN CHAMPIONS

#4 AP/#4 UPI/#7 USA Today

(28-6 Overall: 15-3 - 1st Big Ten)

DATE	OPPONENT	MSU-OPP	W/L
11/24/89	%Auburn	92-79	W
11/25/89	%Texas A&M	87-75	W
11/27/89	%Kansas State	73-68	W
11/29/89	NEBRASKA	80-69	W
12/2/89	Furman	84-63	W
12/9/89	AUSTIN PEAY	88-76	W
12/12/89	Ill.-Chicago (25/-)	57-65	L
12/16/89	DETROIT (25/-)	94-65	W
12/18/89	BOWLING GREEN (25/-)	79-81	L
12/20/89	Evansville (25/-)	80-66	W
12/23/89	EASTERN MICH. (25/-)	87-73	W
12/29/89	#SAN JOSE STATE	88-61	W
12/30/89	#PRINCETON	51-49	W
1/6/90	Wisconsin	64-61	W
1/11/90	OHIO STATE	78-68	W
1/13/90	IOWA	87-80	W
1/18/90	Illinois (-/7)	64-73	L
1/20/90	NORTHWESTERN	91-80	W
1/24/90	Indiana (-/12)	75-57	W
1/27/90	Michigan (-/7)	63-65	L
2/1/90	MINNESOTA (-/19)	74-79	L
2/3/90	Purdue (-/8)	64-53	W
2/8/90	WISCONSIN (23/-)	60-57	W
2/10/90	Ohio State (23/-)	84-75	W
2/12/90	Iowa (23/-)	80-70	W
2/17/90	ILLINOIS (21/15)	70-63	W
2/25/90	INDIANA (15/25)	72-66	W
3/1/90	MICHIGAN (14/18)	78-70	W
3/3/90	MINNESOTA (14/17)	75-73	ot W
3/8/90	Northwestern (7/-)	84-68	W
3/11/90	PURDUE (7/10)	72-70	W
3/15/90	%Murray St. (3/-)	75-71	ot W
3/17/90	%SUCSB (3/-)	62-58	W
3/23/90	%Georgia Tech (3/9/80-81)	81-80	ot L
% Great Alaska Shootout (Anchorage, Alaska - 1st place)			
# Oldsmobile Spartan Classic (1st place)			
% NCAA Tournament (Knoxville, Tenn.)			
% NCAA Tournament (New Orleans, La.)			
1989-90 Roster			
#	Name (H., Year., Pos.)		PPG
10	Kirk Manns (6-1, Sr., G)		15.3
11	Mark Montgomery (6-2, So., G)		3.6
20	Ken Redfield (6-7, Sr., F)		11.6
21	Steve Smith (6-6, Jr., G)		20.2
22	Jeff Casler (6-0, Jr., G)		0.8
23	Jesse Hall (6-3, Jr., G)		1.0
24	Todd Wolfe (6-5, Sr., G)		2.1
25	Jon Zulauf (6-6, Fr., F)		0.7
31	Dwayne Stephens (6-7, Fr., F)		4.3
34	Dave Mueller (6-9, Sr., C)		0.3
35	Matt Steigenga (6-7, So., F)		10.4
42	Parish Hickman (6-7, So., F)		6.3
44	Matt Hofkamp (6-10, Fr., C)		5.3
54	Mike Peplowski (6-10, Fr., C)		5.3

1989-90 Roster

#	Name (Ht., Year., Pos.)	PPG
10	Kirk Manns (6-1, Sr., G)	15.3
11	Mark Montgomery (6-2, So., G)	3.6
20	Ken Redfield (6-7, Sr., F)	11.6
21	Steve Smith (6-6, Jr., G)	20.2
22	Jeff Casler (6-0, Jr., G)	0.8
23	Jesse Hall (6-3, Jr., G)	1.0
24	Todd Wolfe (6-5, Sr., G)	2.1
25	Jon Zulauf (6-6, Fr., F)	0.7
31	Dwayne Stephens (6-7, Fr., F)	4.3
34	Dave Mueller (6-9, Sr., C)	0.3
35	Matt Steigenga (6-7, So., F)	10.4
42	Parish Hickman (6-7, So., F)	6.3
44	Matt Hofkamp (6-10, Fr., C)	---
54	Mike Peplowski (6-10, Fr., C)	5.3

1990-91

NCAA TOURNAMENT

#14 AP/#22 UPI

(19-11 Overall; 11-7 - T-3rd Big Ten)

DATE	OPPONENT	MSU-OPP	W/L
11/23/90	Furman (4/-)	78-73	W
11/28/90	Nebraska (5/-)	69-71	L
12/1/90	Bowling Green (5/-)	85-98	L
12/8/90	Detroit (19/-)	83-61	W
12/13/90	Cincinnati (21/-)	65-63	W
12/15/90	IUNLV (21/1)	75-95	L
12/18/90	EVANSVILLE (24/-)	81-76	W
12/20/90	CENTRAL MICH. (24/-)	74-61	W
12/28/90	#GEORGE MASON (25/-)	97-72	W
12/29/90	#LOUISIANA TECH (25/-)	77-62	W
1/3/91	MICHIGAN (25/-)	85-70	W
1/5/91	Iowa (25/22)	66-79	L
1/10/91	WISCONSIN	65-50	W
1/12/91	NORTHWESTERN	66-59	W
1/17/91	Illinois	71-68	W
1/19/91	MINNESOTA	73-64	W
1/23/91	Purdue (22/-)	51-62	L
1/26/91	Indiana (22/3)	63-97	L
1/31/91	OHIO STATE (-/3)	75-61	W
2/7/91	IOWA (25/-)	67-71	L
2/9/91	Wisconsin (25/-)	78-84	2ot L
2/14/91	Northwestern	55-53	W
2/16/91	ILLINOIS	62-58	W
2/23/91	PURDUE	75-58	W
2/25/91	Minnesota	74-72	W
2/28/91	INDIANA (-/5)	56-62	L
3/3/91	Ohio State (-/2)	64-65	L
3/9/91	Michigan	66-59	W
3/15/91	SJW-Green Bay	60-58	W
3/17/91	Utah (-/10)	84-85	2ot L

! played at Palace of Auburn Hills

Oldsmobile Spartan Classic (1st place)

* NCAA Tournament (Tucson, Ariz.)

1990-91 Roster

#	Name (Ht., Year., Pos.)	PPG
3	Kris Weshinsky (6-3, Fr., G)	2.5
11	Mark Montgomery (6-2, Jr., G)	7.5
12	Andy Penick (6-2, Fr., G)	4.0
21	Steve Smith (6-7, Sr., G)	25.1
22	Jeff Casler (6-0, Sr., G)	0.4
24	Shawn Respert (6-3, Fr., G)	0.0
25	Jon Zulauf (6-6, So., F)	1.3
31	Dwayne Stephens (6-7, So., F)	5.3
35	Matt Steigenga (6-7, Jr., F)	12.6
42	Parish Hickman (6-7, Jr., F)	6.0
44	Matt Hofkamp (6-10, Fr., C)	0.8
45	Ron Haley (6-6, So., F)	0.4
54	Mike Peplowski (6-10, So., C)	7.7

1991-92

NCAA TOURNAMENT

#14 AP/#11 UPI/#15 USA Today

(22-8 Overall; 11-7 - T-3rd Big Ten)

DATE	OPPONENT	MSU-OPP	W/L
11/25/91	#Lamar	81-68	W
11/26/91	#Rice	75-67	W
11/27/91	#Arkansas (-/2)	86-71	W
12/4/91	NEBRASKA (22/-)	101-78	W
12/7/91	Dayton (22/-)	83-74	W
12/14/91	DETROIT (T-13/-)	91-75	W
12/17/91	ILL.-CHICAGO (12/-)	75-51	W
12/21/91	CINCINNATI (9/-)	90-89	W
12/27/91	#AUSTIN PEAY (9/-)	82-71	W
12/28/91	#STANFORD (9/-)	72-62	W
1/7/92	Ohio State (9/7)	46-62	L
1/11/92	ILLINOIS (9/-)	77-75	W

1/15/92	NORTHWESTERN (11/-)	78-61	W
1/18/92	Minnesota (11/-)	66-70	L
1/22/92	Purdue (14/-)	66-61	W
1/29/92	MICHIGAN (13/15)	79-89	ot L
2/1/92	INDIANA (13/4)	76-60	W
2/6/92	Iowa (11/-)	63-77	L
2/8/92	Wisconsin (11/-)	79-64	W
2/12/92	WISCONSIN (12/-)	76-61	W
2/15/92	Michigan (12/17)	70-59	W
2/19/92	Indiana (11/7)	73-103	L
2/22/92	PURDUE (11/-)	70-68	W
2/29/92	OHIO STATE (12/8)	65-78	L
3/5/92	Northwestern (13/-)	72-55	W
3/7/92	Illinois (13/-)	71-80	L
3/11/92	MINNESOTA (16/-)	66-57	W
3/15/92	IOWA (16/-)	64-53	W
3/20/92	SJW Mo. St. (14/-)	61-54	W
3/22/92	SCincinnati (14/12)	65-77	L
% Maui Invitational (Maui, Hawaii) - 1st place			
# Oldsmobile Spartan Classic (1st place)			
* NCAA Tournament (Dayton, Ohio)			

1992-93

(15-13 Overall; 7-11 - T-8th Big Ten)

DATE	OPPONENT	MSU-OPP	W/L
12/1/92	MOREHEAD ST. (18/-)	121-53	W
12/5/92	#Louisville (18/12)	69-73	L
12/11/92	Stetson (24/-)	78-59	W
12/12/92	Loyola-Mary. (24/-)	73-70	W
12/15/92	ILL.-CHICAGO (23/-)	79-75	W
12/19/92	DAYTON (23/-)	65-60	W
12/29/92	NEW HAMPSHIRE (17/-)	81-51	W
12/30/92	SWASH. ST. (17/-)	77-61	W
1/2/93	East Tenn. St. (17/-)	80-69	W
1/6/93	Minnesota (14/-)	57-64	L
1/9/93	ILLINOIS (14/-)	39-52	L
1/13/93	Ohio State (23/21)	77-60	W
1/16/93	Northwestern (23/-)	80-75	W
1/23/93	WISCONSIN (21/-)	66-67	L
1/28/93	IOWA (-/11)	90-96	ot L
1/30/93	Purdue (-/14)	72-64	W
2/2/93	MICHIGAN (25/7)	69-73	L
2/6/93	MINNESOTA (25/-)	75-63	W
2/10/93	Illinois	80-83	L
2/13/93	OHIO STATE	81-66	W
2/17/93	NORTHWESTERN	81-55	W
2/24/93	Wisconsin	62-65	L
2/27/93	Iowa (-/18)	64-66	L
3/3/93	PURDUE (-/24)	58-61	L
3/7/93	Michigan (-/4)	81-87	ot L
3/10/93	Indiana (-/2)	68-99	L
3/13/93	PENN STATE	70-53	W
3/17/93	& Oklahoma	86-88	L

played at Joe Louis Arena, Detroit

! Los Angeles Classic (Los Angeles, Calif. - 1st place)

* Oldsmobile Spartan Classic (1st place)

& National Invitation Tournament (Norman, Okla.)

1992-93 Roster

#	Name (Ht., Year., Pos.)	PPG
3	Kris Weshinsky (6-4, Jr., G)	10.4
4	David Hart (6-4, Fr., G)	0.3
5	Andy Penick (6-2, So., G)	1.5
13	Eric Snow (6-3, So., G)	4.3
20	Mark Bluem (6-6, So., F)	0.0
22	Steve Nicodemus (6-4, Fr., G)	1.1
23	Daimon Beathea (6-7, Jr., F)	2.2
24	Shawn Respert (6-3, So., G)	20.1
25	Jon Zulauf (6-6, Sr., F)	4.4
30	Jamie Feick (6-8, Fr., F)	0.4
31	Dwayne Stephens (6-7, Sr., F)	9.1
34	Anthony Miller (6-9, Jr., F)	6.6
35	Steve Polonowski (6-9, Fr., F)	---
40	Quinton Brooks (6-7, Fr., F)	4.2
54	Mike Peplowski (6-11, Sr., C)	14.5

1993-94

NCAA TOURNAMENT

(20-12 Overall; 10-8 - T-4th Big Ten)

DATE	OPPONENT	MSU-OPP	W/L
11/26/93	!Pacific	83-64	W
11/27/93	!Washington State	71-76	L
11/28/93	!East Tennessee St.	92-69	W
12/4/93	Louisville (-/11)	68-77	L
12/7/93	Cleveland State	90-76	W
12/9/93	EAST TENNESSEE ST.	107-81	W
12/12/93	DETROIT	74-63	W
12/14/93	ILLINOIS-CHICAGO	90-77	W
12/18/93	NEBRASKA	81-85	L
12/21/93	Tennessee	69-60	W
12/28/93	%BOWLING GREEN	62-49	W
12/29/93	%CORNELL	83-69	W
1/5/94	Michigan (-/13)	64-75	L
1/8/94	ILLINOIS (-/21)	79-74	W
1/12/94	Purdue (-/9)	77-89	L
1/15/94	NORTHWESTERN	67-46	W
1/19/94	WISCONSIN (-/14)	70-60	W
1/22/94	Minnesota (-/20)	66-68	L
1/26/94	Ohio State	77-71	W
1/29/94	IOWA	87-84	W
2/2/94	Wisconsin (-/16)	62-87	L
2/5/94	MICHIGAN (-/13)	51-59	W
2/9/94	Illinois	64-72	L
2/12/94	PURDUE (-/10)	70-74	L
2/17/94	Northwestern	60-55	W
2/23/94	MINNESOTA (-/20)	85-68	W
2/26/94	OHIO STATE	75-60	W
3/2/94	Iowa	80-72	W
3/9/94	INDIANA (-/18)	94-78	W
3/12/94	Penn State	70-71	L
3/18/94	+Seton Hall	84-73	W
3/20/94	+Duke (-/10)	74-85	L

! San Juan Shootout (San Juan, P.R. - 3rd place)

% Oldsmobile Spartan Classic (1st place)

+ NCAA Tournament (St. Petersburg, Fla.)

1993-94 Roster

#	Name (Ht., Year., Pos.)	PPG
3	Kris Weshinsky (6-4, Sr., G)	8.2
4	David Hart (6-4, So., G)	0.5
13	Eric Snow (6-3, Jr., G)	6.8
20	Mark Prylow (6-3, Jr., G)	1.0
21	Jon Garavaglia (6-9, Fr., F)	2.7
22	Steve Nicodemus (6-4, So., G)	0.8
23	Daimon Beathea (6-7, So., F)	5.0
24	Shawn Respert (6-3, Jr., G)	24.3
30	Jamie Feick (6-8, So., F)	3.0
34	Anthony Miller (6-9, Sr., F)	12.6
35	Steve Polonowski (6-9, Fr., F)	1.4
40	Quinton Brooks (6-7, So., F)	11.3
42	Eric Qualman (6-6, Sr., F)	0.5



1994-95

NCAA TOURNAMENT

#11 AP-#10 UPI-#20 USA Today

(22-6 Overall: 14-4 - 2nd Big Ten)

DATE	OPPONENT	MSU-OPP	W/L
11/30/94	Ill.-Chicago (18/-)	92-78	W
12/3/94	LOUISVILLE (18/-)	85-71	W
12/10/94	Nebraska (15/-)	91-96	L
12/12/94	CLEVELAND ST. (18/-)	111-68	W
12/17/94	Detroit (18/-)	80-63	W
12/20/94	TENNESSEE (17/-)	79-68	W
12/29/94	#BALL STATE (15/-)	117-95	W
12/30/94	#LONG BEACH ST. (15/-)	70-60	W
1/4/95	Wisconsin (14/-)	78-64	W
1/7/95	IOWA (14/22)	69-68	W
1/11/95	Indiana (11/-)	82-89	L
1/14/95	OKLAHOMA ST. (11/-)	70-69	W
1/18/95	NORTHWESTERN (12/-)	93-56	W
1/22/95	Michigan (12/-)	73-71	W
1/25/95	MINNESOTA (10/-)	54-53	W
1/28/95	Illinois (10/-)	75-67	W
2/2/95	PENN STATE (9/-)	82-62	W
2/4/95	Ohio State (9/-)	67-58	W
2/7/95	PURDUE (7/25)	69-78	L
2/11/95	Penn State (7/-)	68-53	W
2/15/95	ILLINOIS (8/-)	68-58	W
2/18/95	Minnesota (8/24)	57-66	L
2/21/95	MICHIGAN (12/-)	67-64	W
2/25/95	Northwestern (12/-)	83-60	W
3/5/95	INDIANA (10/-)	67-61	W
3/8/95	Iowa (9/-)	78-79	L
3/11/95	WISCONSIN (9/-)	97-72	W
3/17/95	+Weber State (11/-)	72-79	L

Oldsmobile Spartan Classic (1st place)

+ NCAA Tournament (Tallahassee, Fla.)

1994-95 Roster

#	Name (Ht., Year, Pos.)	PPG
3	Thomas Kelley (6-2, Fr., G)	1.4
4	David Hart (6-4, Jr., G)	0.5
5	Ray Weathers (6-3, So., G)	3.5
12	Andy Penick (6-2, Sr., G)	1.6
13	Eric Snow (6-3, Sr., G)	10.8
15	Mike Respert (5-11, So., G)	1.3
20	Mark Prylow (6-3, Sr., G)	0.8
21	Jon Garavaglia (6-9, So., F)	7.6
22	Steve Nicodemus (6-4, Jr., G)	1.2
23	Daimon Beathia (6-7, Jr., F)	5.0
24	Shawn Respert (6-3, Sr., G)	25.6
30	Jamie Feick (6-9, Jr., F)	9.9
35	Steve Polonowski (6-9, So., F)	2.2
40	Quinton Brooks (6-9, Jr., F)	11.3

TOM IZZO

1995-SA
574-225 (.718)



Hall of Fame coach

Tom Izzo took over

as head coach in 1995 on a mission to turn Michigan State into one of the elite college basketball programs in the nation. A 1977 Division II All-American at Northern Michigan University, Izzo began his coaching career in 1977-78 at Ishpeming High School. After serving at Northern Michigan as an assistant from 1979-83, he came to MSU as an assistant coach. In 1990, he was appointed associate head coach and in 1995 he took over the head coaching duties after Jud Heathcote's retirement. After two seasons in which MSU appeared in the NIT, Izzo led the Spartans to a Big Ten Championship in 1998 and an appearance in the NCAA Tournament. In 1999, MSU appeared in its first Final Four since 1979. One year later, MSU won the 2000 NCAA National Championship. In 2001, Izzo led the Spartans to a fourth-straight Big Ten Championship and a third-straight Final Four. Michigan State returned to the Final Four in 2005. In 2009 and 2010, MSU won the regular-season Big Ten title and advanced to the Final Four. In 2015, MSU entered the NCAA Tournament as a No. 7 seed, but advanced to Izzo's seventh Final Four. In addition, his teams captured Big Ten Tournament titles in 1999, 2000, 2012, 2014 and 2016. He won Big Ten Coach of the Year honors for the third time in his career in 2012, while leading MSU to the seventh Big Ten title of his career. He also won the Big Ten honor in 1998 and 2009. Izzo has earned eight National Coach of the Year honors. He was inducted into the Naismith Memorial Basketball Hall of Fame in 2016.

1995-96

(16-16 Overall: 9-9 - 7th Big Ten)

DATE	OPPONENT	MSU-OPP	W/L
11/20/95	!Chaminade	69-66	W
11/21/95	!North Carolina (-20)	70-92	L
11/22/95	!Santa Clara	71-77	L
11/28/95	!Arkansas (-25)	75-72	W
12/2/95	Louisville (-18)	59-79	L
12/6/95	EVANSVILLE	67-63	W
12/10/95	DETROIT	61-63	L
12/16/95	Kansas State	67-54	W
12/18/95	Oklahoma State	57-68	L
12/21/95	EAST TENNESSEE ST.	63-57	W
12/29/95	*CENTRAL MICHIGAN	62-69	L
12/30/95	!IDAHO STATE	68-55	W
1/4/96	INDIANA	65-60	W
1/6/96	Illinois (-13)	68-58	W
1/13/96	MICHIGAN (-23)	54-76	L
1/17/96	Wisconsin	48-61	L
1/20/96	IOWA (-16)	62-60	W
1/24/96	NORTHWESTERN	68-54	W
1/27/96	Minnesota	68-54	W
1/31/96	PENN STATE (-10)	61-58	W
2/3/96	Purdue (-17)	51-56	L
2/7/96	OHIO STATE	55-41	W

2/10/96	Penn State	50-54	L
2/14/96	MINNESOTA	63-64	2ot L
2/17/96	Northwestern	75-57	W
2/21/96	Iowa	47-83	L
2/24/96	WISCONSIN	52-73	L
2/27/96	Michigan	46-75	L
3/6/96	ILLINOIS	77-67	W
3/10/96	Indiana	53-57	L
3/13/96	*WASHINGTON	64-50	W
3/19/96	+Fresno State	70-80	L

! Maui Invitational (Maui, Hawaii - 5th place)

* Great Eight (Auburn Hills, Mich.)

* Oldsmobile Spartan Classic (3rd place)

& National Invitation Tournament (East Lansing)

+ National Invitation Tournament (Fresno, Calif.)

1995-96 Roster

#	Name (Ht., Year, Pos.)	PPG
3	Thomas Kelley (6-2, So., G)	5.1
5	Ray Weathers (6-3, Jr., G)	9.7
10	Anthony Mull (6-4, Jr., G)	2.8
11	Jason Klein (6-7, Fr., G/F)	2.1
13	Antonio Smith (6-8, Fr., F)	4.3
14	Jason Webber (6-5, Fr., G)	---
15	Mike Respert (5-11, Jr., G)	2.4
22	Steve Nicodemus (6-7, Sr., G)	0.7
23	Daimon Beathia (6-7, Sr., F)	5.5
25	Jon Garavaglia (6-9, Jr., F)	5.1
30	Jamie Feick (6-9, Sr., C)	10.1
35	Steve Polonowski (6-9, Jr., F)	0.6
40	Quinton Brooks (6-7, Sr., F)	16.3
42	Morris Peterson (6-7, Fr., F)	0.5
44	David Hart (6-4, Sr., G)	0.0

1996-97

(17-12 Overall: 9-9 - T-6th Big Ten)

DATE	OPPONENT	MSU-OPP	W/L
11/25/96	EAST TENNESSEE ST.	83-45	W
12/3/96	CLEVELAND STATE	83-78	W
12/5/96	ILLINOIS-CHICAGO	90-60	W
12/14/96	Detroit	84-86	3ot L
12/17/96	Evansville	86-77	W
12/21/96	KANSAS STATE	75-43	W
12/27/96	*KENT STATE	83-64	W
12/28/96	*WEBER STATE	83-51	W
1/2/97	Indiana (-12)	65-77	L
1/4/97	MINNESOTA (-16)	43-68	L
1/9/97	Wisconsin	58-50	W
1/11/97	OHIO STATE	69-66	W
1/15/97	Penn State	69-58	W
1/18/97	NORTHWESTERN	75-62	W
1/22/97	ILLINOIS	63-66	L
1/25/97	MICHIGAN (-13)	61-74	L
1/29/97	Purdue	62-72	L
2/1/97	Michigan (-16)	65-85	L
2/8/97	PURDUE	62-77	L
2/12/97	IOWA	69-67	W
2/15/97	Illinois (-20)	68-79	L
2/19/97	Northwestern	58-70	L
2/22/97	PENN STATE	71-57	W
2/26/97	Ohio State	67-65	W
3/1/97	WISCONSIN	68-49	W
3/6/97	Minnesota (-2)	74-81	L
3/8/97	INDIANA (-25)	63-60	W
3/12/97	!GEORGE WASHINGTON	65-50	W
3/17/97	&Florida State	63-68	L

* Oldsmobile Spartan Classic (1st place)

! National Invitation Tournament (East Lansing)

& National Invitation Tournament (Tallahassee, Fla.)

1996-97 Roster

#	Name (Ht., Year, Pos.)	PPG
3	Thomas Kelley (6-2, Jr., G)	8.1
5	Ray Weathers (6-3, Sr., G)	13.6

10 Anthony Mull (6-4, Sr., G)	2.0
11 David Thomas (6-7, Fr., G)	1.0
12 Mateen Cleaves (6-2, Fr., G)	10.2
13 Antonio Smith (6-8, So., F)	8.5
14 Jason Webber (6-5, Fr., G/F)	1.4
25 Jon Garavaglia (6-9, Sr., F)	10.5
35 Steve Polonowski (6-9, Sr., F)	2.8
42 Morris Peterson (6-6, Fr., F)	6.8
43 A.J. Granger (6-9, Fr., F)	1.2
44 Jason Klein (6-7, So., G/F)	4.5
54 Ken Miller (6-10, Fr., C)	---
55 Dujuan Wiley (6-9, Jr., C)	1.4

1997-98

NCAA TOURNAMENT

BIG TEN CHAMPIONS

#16 AP/#10 ESPN/USA Today

(22-8 Overall; 13-3 - T-1st Big Ten)

DATE	OPPONENT	MSU-OPP	W/L
11/17/97	EAST TENNESSEE ST.	82-59	W
11/21/97	Illinois-Chicago	58-70	L
11/28/97	CENTRAL MICHIGAN	89-61	W
11/29/97	IGONZAGA	70-68	W
12/4/97	TEMPLE (-/20)	54-56	L
12/6/97	Cleveland State	85-54	W
12/13/97	DETROIT	65-68	L
12/17/97	WRIGHT STATE	95-52	W
12/20/97	South Florida	68-53	W
12/27/97	EASTERN ILLINOIS	81-69	W
12/30/97	Purdue (-/5)	74-57	W
1/6/98	WISCONSIN	63-40	W
1/10/98	Michigan (-/17)	69-79	L
1/14/98	Minnesota	74-60	W
1/17/98	ILLINOIS	68-64	W
1/21/98	Iowa (-/10)	78-57	W
1/24/98	PENN STATE	71-59	W
1/28/98	INDIANA (22/25)	84-66	W
1/31/98	Northwestern (22/-)	72-66	W
2/4/98	Ohio State (16/-)	84-58	W
2/7/98	IOWA (16/24)	75-64	W
2/12/98	Illinois (13/-)	63-84	L
2/14/98	MINNESOTA (13/-)	71-59	W
2/17/98	MICHIGAN (14/22)	80-75	W
2/21/98	Wisconsin (14/-)	56-47	W
3/1/98	PURDUE (10/11)	96-99	ot L
3/6/98	%Minnesota (12/-)	73-76	L
3/12/98	\$Eastern Mich. (16/-)	83-71	W
3/14/98	\$Princeton (16/8)	63-56	W
3/19/98	#North Carolina (18/1)	58-73	L

! Coca Cola Spartan Classic (1st place)

^ Great Eight (Chicago, Ill.)

^ Pearl Harbor Classic (Laie, Hawaii - 1st place)

^ Big Ten Tournament (Chicago, Ill.)

^ NCAA Tournament (Milwaukee, Wis.)

^ NCAA Tournament (St. Louis, Mo.)

NCAA Final Four (St. Petersburg, Fla.)

1998-99 Roster

#	Name (Ht., Year., Pos.)	PPG
1997-98 Roster		
3	Thomas Kelley (6-2, Sr., G)	5.1
5	Lorenzo Guess (6-3, Fr., G)	0.8
10	Tony Schembri (6-2, Fr., G)	---
11	David Thomas (6-7, Jr., G/F)	0.5
12	Mateen Cleaves (6-2, Jr., G)	3.5
13	Antonio Smith (6-8, Sr., F)	6.5
14	Charlie Bell (6-3, So., G)	7.8
15	Mat Ishbia (5-10, Fr., G)	---
23	Brandon Smith (5-11, So., G)	0.2
25	Steve Cherry (6-6, So., F)	0.5
30	Doug Davis (6-3, Fr., G)	2.1
34	Andre Hutson (6-8, Fr., F)	7.5
42	Morris Peterson (6-6, So., G/F)	8.0
43	A.J. Granger (6-9, So., F)	2.6
44	Jason Klein (6-7, Jr., G/F)	11.2
54	Ken Miller (6-10, Fr., C)	0.7
55	Dujuan Wiley (6-9, Sr., C)	6.3
--	Rob McKenzie	0.0

1998-99

NCAA FINAL FOUR

BIG TEN CHAMPIONS

#2 AP/#3 ESPN/USA Today

(33-5 Overall; 15-1 - 1st Big Ten)

DATE	OPPONENT	MSU-OPP	W/L
11/13/98	NE LOUISIANA (5/-)	89-58	W
11/17/98	Oakland (5/-)	96-66	W
11/20/98	Temple (5/7)	59-60	L
11/27/98	CENTRAL FLORIDA (5/-)	87-64	W
11/28/98	WESTERN MICH. (7/-)	90-66	W
12/2/98	+Duke (9/4)	67-73	L
12/5/98	Connecticut (9/1)	68-82	L
12/10/98	East Tenn. St. (14/-)	86-53	W
12/13/98	ILL.-CHICAGO (14/-)	77-33	W
12/21/98	*Pepperdine (14/-)	79-67	W
12/22/98	*Tulsa (15/-)	68-58	W
12/23/98	*Alabama (15/-)	75-58	W
12/30/98	UNC ASHEVILLE (13/-)	64-39	W
1/2/99	LOUISVILLE (13/-)	69-57	W
1/6/99	Wisconsin (12/24)	51-66	L
1/9/99	MICHIGAN (12/-)	81-67	W
1/13/99	MINNESOTA (14/19)	71-55	W
1/16/99	Illinois (14/-)	51-49	W
1/21/99	IOWA (11/14)	80-65	W
1/24/99	Indiana (11/18)	73-59	W
1/27/99	OHIO STATE (8/15)	76-71	W
1/30/99	NORTHWESTERN (8/-)	65-48	W
2/2/99	Penn State (8/-)	70-68	W
2/6/99	Iowa (8/14)	95-81	W
2/11/99	ILLINOIS (5/-)	61-44	W
2/13/99	Minnesota (5/22)	84-82	W
2/16/99	PURDUE (4/17)	82-69	W
2/18/99	Michigan (4/-)	73-58	W
2/21/99	WISCONSIN (4/13)	56-51	W
2/28/99	Purdue (3/23)	60-46	W
3/5/99	*Northwestern (2/-)	61-59	W
3/6/99	*Wisconsin (2/19)	56-41	W
3/7/99	*Illinois (2/-)	67-50	W
3/12/99	Smt. St. Mary's (2/-)	76-53	W
3/14/99	\$Mississippi (2/-)	74-66	W
3/19/99	&Oklahoma (2/-)	54-46	W
3/21/99	&Kentucky (2/8)	73-66	W
3/27/99	#Duke (2/1)	62-68	L

! Coca Cola Spartan Classic (1st place)

^ Great Eight (Chicago, Ill.)

^ Pearl Harbor Classic (Laie, Hawaii - 1st place)

^ Big Ten Tournament (Chicago, Ill.)

^ NCAA Tournament (Milwaukee, Wis.)

^ NCAA Tournament (St. Louis, Mo.)

NCAA Final Four (St. Petersburg, Fla.)

1998-99 Roster

#	Name (Ht., Year., Pos.)	PPG
3	Thomas Kelley (6-2, Sr., G)	5.1
5	Lorenzo Guess (6-3, So., G)	0.8
10	Tony Schembri (6-2, Fr., G)	---
11	David Thomas (6-7, Jr., G/F)	0.5
12	Mateen Cleaves (6-2, Jr., G)	11.7
13	Antonio Smith (6-8, Sr., F)	6.5
14	Charlie Bell (6-3, So., G)	7.8
15	Mat Ishbia (5-10, Fr., G)	---
23	Brandon Smith (5-11, So., G)	0.2
25	Steve Cherry (6-6, So., F)	0.5
30	Doug Davis (6-3, So., G)	1.9
34	Andre Hutson (6-8, So., F)	8.9
42	Morris Peterson (6-6, Jr., G/F)	13.6
43	A.J. Granger (6-9, Jr., F)	6.6
44	Jason Klein (6-7, Sr., G/F)	9.4
55	Adam Ballinger (6-9, Fr., F)	1.5

1999-2000

NATIONAL CHAMPIONS

BIG TEN CHAMPIONS

#2 AP/#1 ESPN/USA Today

(32-7 Overall; 13-3 - T-1st Big Ten)

DATE	OPPONENT	MSU-OPP	W/L
11/22/99	TOLEDO (3/-)	78-33	W
11/25/99	^Providence (3/-)	82-58	W
11/26/99	^South Carolina (3/-)	59-56	W
11/27/99	^Texas (3/20)	74-81	L
12/1/99	North Carolina (8/2)	86-76	W
12/3/99	HOWARD (8/-)	75-45	W
12/4/99	^EASTERN MICH. (8/-)	74-57	W
12/7/99	+Kansas (4/5)	66-54	W
12/11/99	Arizona (4/2)	68-79	L
12/18/99	OAKLAND (5/-)	86-51	W
12/23/99	Kentucky (5/-)	58-60	L
12/28/99	MISS. VALLEY ST. (8/-)	96-63	W
12/30/99	Wright State (8/-)	49-53	L
1/5/00	PENN STATE (11/-)	76-63	W
1/8/00	Iowa (11/-)	75-53	W
1/11/00	INDIANA (11/9)	77-71	ot W
1/20/00	Ohio State (10/13)	67-78	L
1/22/00	NORTHWESTERN (10/-)	69-45	W
1/27/00	Northwestern (9/-)	59-29	W
1/30/00	ILLINOIS (9/-)	91-66	W
2/1/00	Michigan (8/-)	82-62	W
2/5/00	CONNECTICUT (8/7)	85-66	W
2/8/00	Purdue (6/-)	67-70	L
2/12/00	Wisconsin (6/-)	61-44	W
2/15/00	OHIO STATE (6/7)	83-72	W
2/19/00	WISCONSIN (6/-)	59-54	W
2/23/00	Penn State (5/-)	79-63	W
2/26/00	Indiana (5/16)	79-81	ot L
3/2/00	MINNESOTA (7/-)	79-43	W
3/4/00	MICHIGAN (7/-)	114-63	W
3/10/00	*Iowa (5/-)	75-65	W
3/11/00	*Wisconsin (5/-)	55-46	W
3/12/00	*Illinois (5/25)	76-61	W
3/16/00	\$Valparaiso (2/-)	65-38	W
3/18/00	\$Utah (2/-)	73-61	W
3/23/00	&Syracuse (2/16)	75-58	W
3/25/00	&Iowa State (2/6)	75-64	W
4/1/00	#Wisconsin (2/-)	53-41	W
4/3/00	*Florida (2/13)	89-76	W
^ Puerto Rico Shootout (Bayamon, P.R. - 2nd place)			
! Coca Cola Spartan Classic			
^ Great Eight (Chicago, Ill.)			
^ Big Ten Tournament (Chicago, Ill.)			
\$ NCAA Tournament (Cleveland, Ohio)			
& NCAA Tournament (Auburn Hills, Mich.)			
# NCAA Final Four (Indianapolis, Ind.)			

1999-2000 Roster

#	Name (Ht., Year., Pos.)	PPG
3	Adam Wolfe (6-9, Fr., F)	---
10	Brandon Smith (5-11, Jr., G)	0.4
11	David Thomas (6-7, Jr., G/F)	2.4
12	Mateen Cleaves (6-2, Sr., G)	12.1
14	Charlie Bell (6-3, Jr., G)	11.5
15	Mat Ishbia (5-10, Fr., G)	0.5
20	Mike Chappell (6-9, Jr., F)	5.9
22	Steve Cherry (6-6, Jr., F)	0.7
23	Jason Richardson (6-6, Fr., G/F)	5.1
25	Aloysius Anagnone (6-8, Fr., F)	2.9
34	Andre Hutson (6-8, Jr., F)	10.2
42	Morris Peterson (6-7, Sr., F)	16.8
43	A.J. Granger (6-9, Sr., F)	9.5
44	Jason Andreas (6-10, Fr., C)	---
55	Adam Ballinger (6-9, Fr., F)	2.0





2000-01

NCAA FINAL FOUR BIG TEN CHAMPIONS

#3 AP/#3 ESPN/USA Today

(28-5 Overall; 13-3 - T-1st Big Ten)

DATE	OPPONENT	MSU-OPP	W/L
11/19/00	OAKLAND (3/-)	97-61	W
11/24/00	CORNELL (4/-)	89-56	W
11/25/00	EASTERN WASH. (4/-)	83-61	W
11/29/00	NORTH CAROLINA (3/6)	77-64	W
12/2/00	ILL. - CHICAGO (3/-)	97-53	W
12/6/00	FLORIDA (2/8)	99-83	W
12/9/00	Loyola (Ill.) (2/-)	103-71	W
12/16/00	KENTUCKY (2/-)	46-45	W
12/19/00	+Seton Hall (2/8)	72-57	W
12/27/00	%Bowling Green (1/-)	85-69	W
12/30/00	WRIGHT STATE (1/-)	88-61	W
1/3/01	PENN STATE (1/-)	98-73	W
1/7/01	Indiana (1/-)	58-59	L
1/10/01	NORTHWESTERN (3/-)	84-53	W
1/13/01	WISCONSIN (3/17)	69-59	OT W
1/21/01	OHIO STATE (3/-)	71-56	W
1/24/01	Northwestern (3/-)	74-58	W
1/27/01	Ohio State (3/-)	55-64	L
1/30/01	Michigan (5/-)	91-64	W
2/4/01	PURDUE (5/-)	72-55	W
2/6/01	Illinois (4/7)	66-77	L
2/10/01	Minnesota (4/-)	94-83	W
2/18/01	IOWA (5/25)	94-70	W
2/20/01	INDIANA (5/-)	66-57	W
2/24/01	Penn State (5/-)	76-57	W
2/27/01	Wisconsin (3/22)	51-47	W
3/3/01	MICHIGAN (3/-)	78-57	W
3/9/01	*Penn State (2/-)	63-65	L
3/16/01	\$Alabama St. (3/-)	69-35	W
3/18/01	\$Fresno State (3/-)	81-65	W
3/27/01	&Gonzaga (3/-)	77-62	W
3/25/01	&Temple (3/-)	69-62	W
3/31/01	#Arizona (3/5)	61-80	L

! Coca Cola Spartan Classic (1st place)

+ Jimmy V Classic (East Rutherford, N.J.)

% Sprite Holiday Classic (Auburn Hills, Mich.)

* Big Ten Tournament (Chicago, Ill.)

\$ NCAA Tournament (Memphis, Tenn.)

& NCAA Tournament (Atlanta, Ga.)

NCAA Final Four (Minneapolis, Minn.)

2000-01 Roster

#	Name (Ht., Year., Pos.)	PPG
1	Marcus Taylor (6-3, Fr., G)	7.4
3	Adam Wolfe (6-9, Jr., F)	1.7
10	Brandon Smith (5-11, Sr., G)	0.4
11	David Thomas (6-7, Sr., G/F)	5.4
14	Charlie Bell (6-3, Sr., G)	13.5
15	Mat Ishbia (5-10, So., G)	0.3
20	Mike Chappell (6-9, Sr., G/F)	4.7
23	Jason Richardson (6-6, So., G/F)	14.7
25	Aloysius Anagonye (6-8, So., F)	4.7
30	Tim Bograkovs (6-2, Fr., G)	---
34	Andre Hutson (6-8, Sr., F)	13.8
44	Jason Andreas (6-10, Fr., C)	0.5
50	Zach Randolph (6-9, Fr., C)	10.8
55	Adam Ballinger (6-9, So., F)	1.9

2001-02

NCAA TOURNAMENT

(19-12 Overall; 10-6 - 5th Big Ten)

DATE	OPPONENT	MSU-OPP	W/L
11/12/01	+DETROIT (15/-)	80-70	W
11/14/01	+OKLAHOMA (15/25)	67-55	W
11/21/01	&Syracuse (13/18)	58-69	L
11/23/01	&Fresno St. (13/23)	58-63	L
11/30/01	IPFW (22/-)	81-68	W
12/1/01	ILAMAR (22/-)	80-71	W
12/5/01	Florida (24/6)	70-74	L
12/9/01	NICHOLLS ST. (24/-)	92-38	W
12/15/01	ARIZONA (23/6)	74-60	W
12/17/01	UNC ASHEVILLE (17/-)	76-56	W
12/19/01	OAKLAND (17/-)	78-50	W
12/22/01	SETON HALL (17/-)	68-64	W
12/29/01	%Stanford (13/16)	64-75	L
1/5/02	Minnesota (19/-)	67-70	L
1/8/02	Indiana (25/-)	65-83	L
1/12/02	WISCONSIN (25/-)	63-64	L
1/16/02	PURDUE	65-56	W
1/19/02	Penn State	77-65	W
1/22/02	Iowa	71-75	L
1/30/02	MICHIGAN	71-44	W
2/3/02	Illinois (-/12)	67-61	W
2/6/02	Northwestern	49-61	L
2/10/02	OHIO STATE (-/16)	67-64	W
2/12/02	ILLINOIS (-/18)	61-63	L
2/16/02	Purdue	62-59	W
2/21/02	MINNESOTA	74-55	W
2/24/02	INDIANA (-/23)	57-54	W
2/26/02	Ohio State (-/18)	81-76	W
3/2/02	IOWA	93-79	W
3/9/02	*Indiana (-/22)	56-67	L
3/15/02	\$North Carolina St.	58-69	L

! Coca Cola Spartan Classic

+ Preseason NIT (East Lansing)

& Preseason NIT (New York - 4th place)

% Pete Newell Challenge (Oakland, Calif.)

* Big Ten Tournament (Indianapolis, Ind.)

\$ NCAA Tournament (Washington, D.C.)

2001-02 Roster

#	Name (Ht., Year., Pos.)	PPG
1	Marcus Taylor (6-3, So., G)	16.8
3	Adam Wolfe (6-9, So., F)	9.4
5	Chris Hill (6-3, Fr., G)	11.5
10	Aaron Alexander (6-5, Fr., F)	0.3
11	Mat Ishbia (5-10, Sr., G)	1.1
15	Alan Anderson (6-6, Fr., G)	6.5
20	Jayson Vincent (6-4, Fr., G)	---
23	Kelvin Torbert (6-4, Fr., G)	8.2
25	Aloysius Anagonye (6-8, Jr., F)	7.7
30	Tim Bograkovs (6-2, Fr., G)	1.4
44	Jason Andreas (6-10, So., C)	2.6
52	Brian Westrick (6-5, Jr., F)	0.8
55	Adam Ballinger (6-9, Jr., F)	11.2

2002-03

NCAA TOURNAMENT

#18 ESPN/USA Today

(22-13 Overall; 10-6 - T-3rd Big Ten)

DATE	OPPONENT	MSU-OPP	W/L
11/22/02	UNC ASHEVILLE (9/-)	66-52	W
11/28/03	%Montana (9/-)	80-60	W
11/29/02	%Villanova (9/-)	73-81	L
11/30/02	%Oklahoma St. (9/-)	61-64	L
12/4/02	VIRGINIA (21/22)	82-75	W
12/8/02	CLEVELAND ST. (21/-)	79-47	W
12/14/02	Kentucky (21/12)	71-67	W
12/17/02	LOYOLA (15/-)	80-54	W
12/21/02	SOUTH FLORIDA (15/-)	65-56	W
12/28/02	JACKSONVILLE ST. (15/-)	76-52	W
12/30/02	TOLEDO (14/-)	76-81	L
1/4/03	+Oklahoma (14/10)	58-60	L
1/9/03	OHIO STATE (25/-)	66-55	W
1/11/03	Iowa (25/-)	64-68	L
1/14/03	Purdue	60-72	L
1/18/03	Minnesota	69-77	L
1/22/03	PENN STATE	70-36	W
1/26/03	Michigan	58-60	L
1/28/03	INDIANA (-/19)	61-54	W
2/2/03	ILLINOIS (-/13)	68-65	W
2/8/03	Indiana	67-62	OT W
2/11/03	Wisconsin	53-64	L
2/15/03	NORTHWESTERN	64-51	W
2/18/03	Illinois (-/20)	40-70	L
2/23/03	SYRACUSE (-/15)	75-76	L
2/26/03	MINNESOTA	71-61	W
3/1/03	PURDUE	69-61	W
3/5/03	IOWA	82-54	W
3/8/03	Ohio State	72-58	W
3/14/03	*Purdue	54-42	W
3/15/03	*Ohio State	54-55	L
3/21/03	\$Colorado	79-64	W
3/23/03	\$Florida (-/10)	68-46	W
3/28/03	&Maryland (-/17)	60-58	W
3/30/03	&Texas (-/5)	76-85	L

+ All College Classic (Oklahoma City, Okla.)

* Big Ten Tournament (Chicago, Ill.)

\$ NCAA Tournament (Tampa, Fla.)

& NCAA Tournament (San Antonio, Texas)

2002-03 Roster

#	Name (Ht., Year., Pos.)	PPG
2	Anthony Hamo (6-2, Fr., G)	---
3	Adam Wolfe (6-9, Jr., F)	1.4
5	Chris Hill (6-3, So., G)	13.7
11	Rashi Johnson (6-2, Jr., G)	1.0
13	Maurice Ager (6-4, Fr., G)	9.7
15	Alan Anderson (6-6, So., F)	6.8
20	Jayson Vincent (6-4, Fr., G)	0.3
23	Kelvin Torbert (6-4, So., G)	8.3
25	Aloysius Anagonye (6-8, Sr., F)	7.4
30	Tim Bograkovs (6-2, So., G)	1.6
40	Paul Davis (6-11, Fr., C)	7.8
41	Erazem Lorbek (6-10, Fr., F)	6.4
43	Andy Harvey (6-5, Fr., F)	0.0
44	Jason Andreas (6-10, Jr., C)	1.0
50	Delco Rowley (6-8, Fr., F)	---
52	Brian Westrick (6-5, Sr., F)	0.2
55	Adam Ballinger (6-9, Sr., F)	5.5

2003-04

NCAA TOURNAMENT

(18-12 Overall: 12-4 - T-2nd Big Ten)

DATE	OPPONENT	MSU-OPP	W/L
11/21/03	BUCKNELL (3/-)	64-52	W
11/25/03	Kansas (3/6)	74-81	L
11/29/03	PENN (3/-)	77-52	W
11/30/03	DEPAUL (3/-)	89-81	W
12/3/03	DUKE (5/6)	50-72	L
12/6/03	+Oklahoma (5/14)	77-80	ot L
12/13/03	%Kentucky (21/8)	74-79	L
12/16/03	SOUTH FLORIDA (25/-)	73-60	W
12/20/03	at UCLA (25/-)	58-64	L
12/30/03	COPPIN STATE	78-72	W
1/3/04	Syracuse (-/17)	83-96	L
1/10/04	Wisconsin (-/21)	64-77	L
1/14/04	PENN STATE	76-58	W
1/17/04	MICHIGAN	71-54	W
1/21/04	Northwestern	73-61	W
1/25/04	Purdue (-/23)	70-76	ot L
1/28/04	Minnesota	79-78	ot W
1/31/04	INDIANA	84-72	W
2/4/04	IOWA	89-72	W
2/7/04	Ohio State	84-70	W
2/10/04	Illinois	51-75	L
2/14/04	MINNESOTA	69-58	W
2/17/04	PURDUE	62-55	W
2/21/04	NORTHWESTERN	66-56	W
2/24/04	Michigan	72-69	W
2/28/04	Penn State	67-42	W
3/2/04	WISCONSIN (-/17)	64-68	ot L
3/12/04	*Northwestern	68-55	W
3/13/04	*Wisconsin (-/10)	66-68	L
3/18/04	\$Nevada	66-72	L

% The Basketball (Detroit, Mich. - Ford Field; Attn: 78,129)

! Spartan Classic

+ Spartan Clash (Auburn Hills, Mich.)

* Big Ten Tournament (Indianapolis, Ind.)

\$ NCAA Tournament (Seattle, Wash.)

2003-04 Roster

#	Name (Ht., Year, Pos.)	PPG
2	Brandon Cotton (6-0, Fr., G)	1.0
3	Shannon Brown (6-3, Fr., G)	7.9
5	Chris Hill (6-3, Jr., G)	13.8
10	Tyrone Deacon (6-2, Fr., G)	0.7
11	Rashii Johnson (6-2, Sr., G)	0.7
13	Maurice Ager (6-4, So., G)	8.5
15	Alan Anderson (6-6, Jr., G/F)	8.1
20	Matt Trannon (6-6, So., F)	1.2
22	Anthony Hamo (6-2, Fr., G)	0.4
23	Kelvin Torbert (6-4, Jr., G)	10.7
25	Jake Hogeboom (6-2, Fr., G)	---
30	Tim Bograkovs (6-1, Jr., G)	0.9
34	Drew Naymick (6-10, Fr., C)	0.6
40	Paul Davis (6-11, So., C)	15.8
43	Andy Harvey (6-5, So., F)	0.0
44	Jason Andreas (6-5, Sr., C)	2.8
50	Delco Rowley (6-8, Fr., F)	1.2
54	Justin Ockerman (6-9, Fr., C)	0.4

2004-05

NCAA FINAL FOUR

#15 AP/#4 ESPN/USA Today

(26-7 Overall: 13-3 - 2nd Big Ten)

DATE	OPPONENT	MSU-OPP	W/L
11/19/04	FLORIDA A&M (13/-)	104-72	W
11/23/04	GREEN BAY (10/-)	104-46	W
11/27/04	NICHOLLS ST. (10/-)	102-52	W
11/30/04	Duke (11/10)	74-81	L
12/4/04	+George Wash. (11/-)	83-96	L
12/5/04	+George Mason (11/-)	66-60	W
12/11/04	%Stanford (20/-)	78-53	W
12/18/04	DELAWARE ST. (21/-)	63-45	W
12/21/04	UCLA (23/-)	76-64	W
12/29/04	UNC ASHEVILLE (23/-)	92-63	W
1/5/05	Penn State (20/-)	84-58	W
1/8/05	NORTHWESTERN (20/-)	87-58	W
1/16/05	Wisconsin (15/-)	59-62	L
1/18/05	PURDUE (19/-)	71-64	W
1/22/05	Minnesota (19/-)	69-55	W
1/27/05	MICHIGAN (15/-)	64-53	W
1/29/05	OAKLAND (15/-)	92-75	W
2/1/05	ILLINOIS (12/1)	68-81	L
2/5/05	Iowa (12/-)	75-64	W
2/9/05	OHIO STATE (13/-)	83-69	W
2/12/05	Michigan (13/-)	64-49	W
2/16/05	MINNESOTA (11/-)	81-62	W
2/19/05	Purdue (11/-)	68-57	W
2/24/05	WISCONSIN (10/20)	77-64	W
2/27/05	Indiana (10/-)	74-78	ot L
3/2/05	Northwestern (14/-)	69-58	W
3/5/05	PENN STATE (14/-)	90-64	W
3/11/05	*Iowa (13/-)	69-71	L
3/18/05	Solid Dominion (15/-)	89-81	W
3/20/05	\$Vermont (15/-)	72-61	W
3/25/05	&Duke (15/3)	78-68	W
3/27/05	&Kentucky (15/7)	94-88	2ot W
4/2/05	#North Carolina (15/2)	71-87	L

+ BB&T Classic (Washington, D.C. - 3rd place)

% Spartan Clash (Auburn Hills, Mich.)

* Big Ten Tournament (Chicago, Ill.)

\$ NCAA Tournament (Worcester, Mass.)

& NCAA Tournament (Austin, Texas)

NCAA Final Four (St. Louis, Mo.)

2004-05 Roster

#	Name (Ht., Year, Pos.)	PPG
00	Idong Ibok (6-10, Fr., C)	---
3	Shannon Brown (6-4, So., G)	10.9
5	Chris Hill (6-3, Sr., G)	8.8
10	Jason Aerts (6-6, Jr., F)	0.9
12	Drew Neitzel (6-0, Fr., G)	3.5
13	Maurice Ager (6-5, Jr., G)	14.1
14	Goran Sutton (6-10, Fr., C)	---
15	Alan Anderson (6-6, Sr., G/F)	13.2
20	Matt Trannon (6-6, Jr., F)	2.3
22	Anthony Hamo (6-2, So., G)	0.0
23	Kelvin Tolbert (6-4, Sr., G)	9.5
30	Tim Bograkovs (6-2, Sr., G)	1.0
34	Drew Naymick (6-10, So., C)	1.5
40	Paul Davis (6-11, Jr., C)	12.3
42	Marquise Gray (6-8, Fr., F)	---
43	Andy Harvey (6-5, Sr., F)	0.0
50	Delco Rowley (6-8, So., F)	1.8

2005-06

NCAA TOURNAMENT

(22-12 Overall: 8-8 - T-6th Big Ten)

DATE	OPPONENT	MSU-OPP	W/L
11/19/05	Hawai'i (4/-)	62-84	L
11/21/05	+Chaminade (12/-)	89-67	W
11/22/05	+Gonzaga (12/8)	106-109	3ot L
11/23/05	+Arizona (12/9)	74-71	ot W
11/27/05	IPFW (12/-)	84-73	W
11/30/05	GEORGIA TECH (13/-)	88-86	W
12/3/05	%UALR (13/-)	72-67	W
12/6/05	#Boston College (14/6)	77-70	W
12/10/05	%Wichita State (14/-)	83-64	W
12/16/05	CLEVELAND ST. (12/-)	83-75	W
12/18/05	FLORIDA INTER. (12/-)	85-58	W
12/21/05	UW-Green Bay (10/-)	98-69	W
12/28/05	TENN. TECH (9/-)	80-63	W
12/31/05	COPPIN STATE (9/-)	78-54	W
1/5/06	Illinois (7/6)	50-60	L
1/8/06	Wisconsin (7/-)	63-82	L
1/11/06	INDIANA (14/9)	87-73	W
1/15/06	Ohio State (14/19)	62-59	2ot W
1/21/06	IOWA (11/23)	85-55	W
1/25/06	Michigan (11/-)	67-72	L
1/28/06	PENN STATE (11/-)	69-60	W
2/4/06	Northwestern (12/-)	77-66	W
2/8/06	PURDUE (12/-)	77-52	W
2/11/06	Minnesota (12/-)	55-69	L
2/14/06	Iowa (16/18)	54-66	L
2/18/06	MICHIGAN (16/-)	90-71	W
2/22/06	OHIO STATE (18/13)	68-79	L
2/26/06	Indiana (18/-)	71-78	L
3/2/06	WISCONSIN (25/-)	74-65	W
3/4/06	ILLINOIS (25/10)	68-75	L
3/9/06	*Purdue	70-58	W
3/10/06	*Illinois (-/9)	61-56	W
3/11/06	*Iowa (-/20)	48-53	L
3/17/06	&George Mason	65-75	L

+ Maui Invitational (Lahaina, Hawaii - 3rd place)

% Grand Rapids, Mich.

Jimmy V Classic (New York, N.Y.)

\$ Spartan Clash (Auburn Hills, Mich.)

* Big Ten Tournament (Indianapolis, Ind.)

& NCAA Tournament (Dayton, Ohio)

2005-06 Roster

#	Name (Ht., Year, Pos.)	PPG
00	Idong Ibok (6-11, Fr., C)	0.4
1	Brandon Darnton (5-10, So., G)	0.0
2	Bryan Tibaldi (6-1, So., G)	0.0
3	Shannon Brown (6-4, Jr., G)	17.2
5	Travis Walton (6-2, Fr., G)	1.8
10	Jason Aerts (6-6, Sr., F)	0.2
11	Drew Neitzel (6-0, So., G)	8.3
13	Maurice Ager (6-5, Sr., G)	19.3
14	Goran Sutton (6-10, Jr., C)	3.0
15	DeMarcus Ducre (5-10, So., G)	0.8
20	Matt Trannon (6-6, Sr., F)	4.6
22	Anthony Hamo (6-2, Sr., G)	0.2
23	Maurice Joseph (6-4, Fr., G)	0.7
34	Drew Naymick (6-10, Jr., C)	1.1
40	Paul Davis (6-11, Sr., C)	17.5
41	Marquise Gray (6-8, Fr., F)	3.0
43	Jake Hannon (6-5, So., F)	0.7
50	Delco Rowley (6-8, Jr., F)	1.0



2006-07

NCAA TOURNAMENT

(23-12 Overall; 8-8 - T-6th Big Ten)

DATE	OPPONENT	MSU-OPP	W/L
11/8/06	%BROWN	45-34	W
11/9/06	%YOUNGSTOWN ST.	86-61	W
11/12/06	THE CITADEL	73-41	W
11/16/06	%Texas (-/19)	63-61	W
11/17/06	%Maryland	60-62	L
11/21/06	VERMONT	66-46	W
11/25/06	OAKLAND	71-53	W
11/29/06	Boston College	58-65	L
12/3/06	BRADLEY	82-53	W
12/6/06	IPFW	80-43	W
12/9/06	SBYU	76-61	W
12/16/06	CHICAGO STATE	69-61	W
12/19/06	BELMONT	67-58	W
12/23/06	UW-GREEN BAY	76-64	W
12/30/06	LOYOLA (MD.)	74-61	W
1/4/07	Iowa	60-62	L
1/7/07	Indiana	51-73	L
1/10/07	NORTHWESTERN	66-45	W
1/14/07	ILLINOIS	63-57	L
1/20/07	Penn State	91-64	W
1/24/07	MINNESOTA	70-46	W
1/27/07	Ohio State (-/5)	64-66	L
1/30/07	Illinois	50-57	L
2/3/07	OHIO STATE (-/4)	54-63	L
2/7/07	Purdue	38-62	L
2/13/07	MICHIGAN	59-44	W
2/17/07	IOWA	81-49	W
2/20/07	WISCONSIN (-/1)	64-55	W
2/24/07	INDIANA	66-58	W
2/27/07	Michigan	56-67	L
3/3/07	Wisconsin (-/4)	50-52	L
3/8/07	*Northwestern	62-57	W
3/9/07	*Wisconsin (-/3)	57-70	L
3/15/07	&Marquette (-/18)	61-49	W
3/17/07	&North Carolina (-/8)	67-81	L

% 2K Sports College Hoops Classic (E. Lan./N.Y. - 2nd place)

\$ Spartan Clash (Auburn Hills, Mich.)

* Big Ten Tournament (Chicago, Ill.)

& NCAA Tournament (Winston-Salem, N.C.)

2006-07 Roster

#	Name (Ht., Year, Pos.)	PPG
00	Idong Ibok (6-11, So., C)	2.0
1	Brandon Darrnton (5-10, Jr., G)	0.5
2	Raymar Morgan (6-7, Fr., F)	11.7
5	Travis Walton (6-2, So., G)	6.4
10	Bryan Tibaldi (6-1, Jr., G)	0.5
11	Drew Neitzel (6-0, Jr., G)	18.1
13	Deon Curry (6-1, So., G)	0.1
14	Goran Sutton (6-10, So., C)	9.3
15	DeMarcus Ducre (5-10, Jr., G)	0.8
22	Isaiah Dahlman (6-6, Fr., G)	3.7
23	Maurice Joseph (6-4, So., G)	5.9
25	Chris Wardius (6-2, So., G)	0.6
34	Drew Naymick (6-10, Jr., C)	3.7
40	Tom Herzog (7-0, Fr., C)	---
41	Marquise Gray (6-8, So., F)	6.8
43	Jake Hannon (6-5, Jr., F)	0.7

2007-08

NCAA TOURNAMENT

#18 AP/#13 ESPN/USA Today

(27-9 Overall; 12-6 - 4th Big Ten)

DATE	OPPONENT	MSU-OPP	W/L
11/13/07	%CHICAGO ST. (12/-)	86-53	W
11/14/07	%LA-MONROE (12/-)	83-65	W
11/19/07	%Missouri (10/-)	86-83	W
11/20/07	%UCLA (10/2)	63-68	L
11/24/07	OAKLAND (10/-)	75-71	W
11/28/07	N. CAROLINA ST. (10/24)	81-58	W
12/1/07	JACKSONVILLE (10/-)	80-51	W
12/4/07	Bradley (9/-)	66-61	W
12/8/07	*BYU (9/20)	68-61	W
12/15/07	IPFW (9/-)	79-57	W
12/19/07	SAN JOSE STATE (9/-)	85-45	W
12/22/07	\$Texas (9/4)	78-72	W
12/29/07	GREEN BAY (7/-)	93-75	W
1/5/08	MINNESOTA (6/-)	65-59	W
1/8/08	PURDUE (6/-)	78-75	W
1/12/08	Iowa (6/-)	36-43	L
1/15/08	OHIO STATE (11/-)	66-60	W
1/20/08	Minnesota (11/-)	78-73	W
1/24/08	Northwestern (10/-)	78-62	W
1/27/08	MICHIGAN (10/-)	77-62	W
1/30/08	ILLINOIS (8/-)	51-41	W
2/2/08	Penn State (8/-)	76-85	L
2/9/08	NORTHWESTERN (11/-)	70-55	W
2/12/08	Purdue (10/19)	54-60	L
2/16/08	Indiana (10/13)	61-80	L
2/20/08	PENN STATE (19/-)	86-49	W
2/23/08	IOWA (19/-)	66-52	W
2/28/08	Wisconsin (19/10)	42-57	L
3/2/08	INDIANA (19/12)	103-74	W
3/6/08	Illinois (17/-)	59-51	W
3/9/08	Ohio State (17/-)	54-63	L
3/14/08	*Ohio State (19/-)	67-60	W
3/15/08	*Wisconsin (19/8)	63-65	L
3/20/08	&Temple (18/-)	72-61	W
3/22/08	&Pittsburgh (18/17)	65-54	W
3/28/08	#Memphis (18/2)	74-92	L

% CBE Classic (East Lansing/Kansas City, Mo. - 2nd place)

\$ Salt Lake City, Utah

* Spartan Clash (Auburn Hills, Mich.)

* Big Ten Tournament (Indianapolis, Ind.)

& NCAA Tournament (Denver, Colo.)

NCAA Tournament (Houston, Texas)

2007-08 Roster

#	Name (Ht., Year, Pos.)	PPG
00	Idong Ibok (6-11, Jr., C)	0.5
1	Kalin Lucas (6-0, Fr., G)	10.3
2	Raymar Morgan (6-7, So., F)	14.0
3	Chris Allen (6-3, Fr., G)	6.3
5	Travis Walton (6-2, Jr., G)	3.5
10	Jon Crandell (6-8, So., F)	0.0
11	Drew Neitzel (6-0, Sr., G)	13.9
13	Austin Thornton (6-5, Jr., F)	---
14	Goran Sutton (6-10, Jr., C)	9.1
15	Durrell Summers (6-4, Fr., G)	4.9
20	Mike Kebler (6-4, Fr., G)	0.2
22	Isaiah Dahlman (6-6, So., G)	1.1
34	Drew Naymick (6-10, Sr., C)	4.3
40	Tom Herzog (7-0, Fr., C)	1.1
41	Marquise Gray (6-8, Jr., F)	4.3

2008-09

NCAA FINAL FOUR

BIG TEN CHAMPIONS

#8 AP/#2 ESPN/USA Today

(31-7 Overall; 15-3 - 1st Big Ten)

DATE	OPPONENT	MSU-OPP	W/L
11/16/08	IDAHO (6/-)	100-62	W
11/19/08	IPFW (5/-)	70-59	W
11/27/08	+Maryland (5/-)	62-80	L
11/28/08	+Oklahoma St. (5/-)	94-79	W
11/30/08	+Wichita State (5/-)	65-57	W
12/3/08	%N. Carolina (13/1)	63-98	L
12/7/08	BRADLEY (13/-)	75-59	W
12/13/08	ALCORN STATE (18/-)	118-60	W
12/17/08	THE CITADEL (19/-)	79-65	W
12/20/08	\$Texas (19/5)	67-63	W
12/27/08	*Oakland (11/-)	82-66	W
12/31/08	Minnesota (10/21)	70-58	W
1/3/09	Northwestern (10/-)	77-66	W
1/6/09	OHIO STATE (8/-)	67-58	W
1/10/09	KANSAS (8/-)	75-62	W
1/14/09	Penn State (7/-)	78-73	W
1/17/09	ILLINOIS (7/-)	63-57	W
1/21/09	NORTHWESTERN (7/-)	63-70	L
1/25/09	Ohio State (7/-)	78-67	W
1/29/09	Iowa (9/-)	71-56	W
2/1/09	PENN STATE (9/-)	68-72	L
2/4/09	MINNESOTA (13/19)	76-47	W
2/7/09	INDIANA (13/-)	75-47	W
2/10/09	Michigan (9/-)	54-42	W
2/17/09	Purdue (6/19)	54-72	L
2/22/09	WISCONSIN (6/-)	61-50	W
2/25/09	IOWA (9/-)	62-54	W
3/1/09	Illinois (9/20)	74-66	W
3/3/09	Indiana (8/-)	64-59	W
3/8/09	PURDUE (8/19)	62-51	W
3/13/09	*Minnesota (7/-)	64-56	W
3/14/09	*Ohio State (7/-)	70-82	L
3/20/09	&Robert Morris (8/-)	77-62	W
3/22/09	&USC (8/-)	74-69	W
3/27/09	#Kansas (8/14)	67-62	W
3/29/09	!Louisville (8/1)	64-52	W
4/4/09	!Connecticut (8/5)	82-73	W
4/6/09	!North Carolina (8/2)	72-89	L

+ Old Spice Classic (Lake Buena Vista, Fla.)

* Ford Field, Detroit, Mich.

\$ Houston, Texas

* Auburn Hills, Mich.

* Big Ten Tournament (Indianapolis, Ind.)

& NCAA Tournament (Minneapolis, Minn.)

* NCAA Tournament (Indianapolis, Ind.)

! NCAA Final Four (Detroit, Mich.)

2008-09 Roster

#	Name (Ht., Year, Pos.)	PPG
00	Idong Ibok (6-11, Sr., C)	0.4
1	Kalin Lucas (6-0, So., G)	14.7
2	Raymar Morgan (6-8, Jr., F)	10.2
3	Chris Allen (6-3, So., G)	8.4
5	Travis Walton (6-2, Sr., G)	5.1
10	Delvon Roe (6-8, Jr., F)	5.6
13	Austin Thornton (6-5, Sr., F)	1.2
14	Goran Sutton (6-10, Sr., C)	10.4
15	Durrell Summers (6-4, So., G)	8.6
20	Mike Kebler (6-4, So., G)	0.5
22	Isaiah Dahlman (6-6, Jr., G)	0.8
23	Draymond Green (6-6, Fr., F)	3.3
25	Jon Crandell (6-8, Jr., F)	0.4
34	Korie Lucious (5-11, Fr., G)	3.2
40	Tom Herzog (7-0, So., C)	0.6
41	Marquise Gray (6-8, Sr., F)	3.1

2009-10

NCAA FINAL FOUR

BIG TEN CHAMPIONS

#13 AP/#4 ESPN/USA Today

(28-9 Overall: 14-4 - t-1st Big Ten)

DATE	OPPONENT	MSU-OPP	W/L
11/13/09	FLA. GULF COAST (2/-)	97-58	W
11/17/09	GONZAGA (2/-)	75-71	W
11/20/09	%TOLEDO (2/-)	75-62	W
11/22/09	%VALPARAISO (2/-)	90-60	W
11/27/09	%Florida (2/-)	74-77	L
11/28/09	%UMass (2/-)	106-68	W
12/1/09	North Carolina (9/10)	82-89	L
12/4/09	WOFFORD (9/-)	72-60	W
12/7/09	The Citadel (12/-)	69-56	W
12/10/09	OAKLAND (12/-)	88-57	W
12/19/09	IPFW (12/-)	72-60	W
12/22/09	Texas (9/2)	68-79	L
12/30/09	UT ARLINGTON (11/-)	87-68	W
1/2/10	Northwestern (11/25)	91-70	W
1/6/10	WISCONSIN (10/17)	54-47	W
1/9/10	Iowa (10/-)	71-53	W
1/13/10	MINNESOTA (7/-)	60-53	W
1/16/10	ILLINOIS (7/-)	73-63	W
1/20/10	IOWA (6/-)	70-63	W
1/23/10	Minnesota (6/-)	65-64	W
1/26/10	Michigan (5/-)	57-56	W
1/30/10	NORTHWESTERN (5/4)	79-70	W
2/2/10	Wisconsin (5/16)	49-67	L
2/6/10	Illinois (5/-)	73-78	L
2/9/10	PURDUE (10/6)	64-76	L
2/13/10	Penn State (10/-)	65-54	W
2/16/10	Indiana (11/-)	72-58	W
2/21/10	OHIO STATE (11/9)	67-74	L
2/28/10	Purdue (14/3)	53-44	L
3/4/10	PENN STATE (11/-)	67-65	W
3/7/10	MICHIGAN (11/-)	64-48	W
3/12/10	*Minnesota (11/-)	67-72	ot L
3/19/10	&New Mexico St. (13/-)	70-67	W
3/21/10	&Maryland (13/20)	85-83	W
3/26/10	#Northern Iowa (13/-)	59-52	W
3/28/10	#Tennessee (13/15)	70-69	W
4/3/10	!Butler (13/11)	50-52	L

% Legends Classic (East Lansing/Atlantic City, N.J. - 3rd place)

* Big Ten Tournament (Indianapolis, Ind.)

& NCAA Tournament (Spokane, Wash.)

NCAA Tournament (St. Louis, Mo.)

! NCAA Final Four (Indianapolis, Ind.)

2009-10 Roster

#	Name (Ht., Year., Pos.)	PPG
1	Kalin Lucas (6-1, Jr., G)	14.8
2	Raymar Morgan (6-8, Sr., F)	11.3
3	Chris Allen (6-3, Jr., G)	8.2
5	Dion Sims (6-5, Fr., F)	0.0
10	Delvon Roe (6-8, So., F)	6.4
13	Austin Thornton (6-5, So., G)	1.0
15	Durrell Summers (6-4, Jr., G)	11.3
20	Mike Kebler (6-4, Jr., G)	0.3
22	Isaiah Dahlman (6-6, Sr., G)	1.3
23	Draymond Green (6-6, So., F)	9.9
25	Jon Crandell (6-8, Sr., F)	0.0
34	Korie Lucious (5-11, So., G)	5.6
40	Tom Herzog (7-0, Jr., C)	1.3
41	Garrick Sherman (6-10, Fr., C)	1.9
44	Anthony Ianni (6-9, Jr., C)	---
50	Derrick Nix (6-8, Fr., C)	2.3

2010-11

NCAA TOURNAMENT

(19-15 Overall: 9-9 - t-4th Big Ten)

DATE	OPPONENT	MSU-OPP	W/L
11/12/10	EASTERN MICH. (2/-)	96-66	W
11/16/10	SOUTH CAROLINA (2/-)	82-73	W
11/22/10	%Chaminade (2/-)	82-74	W
11/23/10	%Connecticut (2/-)	67-70	L
11/24/10	%Washington (2/13)	76-71	W
11/28/10	TENN. TECH (2/-)	73-55	W
12/1/10	Duke (6/1)	79-84	L
12/4/10	BOWLING GREEN (9/-)	74-39	W
12/7/10	Syracuse (7/8)	58-72	L
12/11/10	^Oakland (7/-)	77-76	W
12/18/10	PRAIRIE VIEW A&M (14/-)	90-51	W
12/22/10	TEXAS (12/18)	55-67	L
12/31/10	MINNESOTA (20/14)	71-62	W
1/3/11	Northwestern (18/-)	65-62	W
1/8/11	Penn State (18/-)	62-66	L
1/11/11	WISCONSIN (-/20)	64-61	ot W
1/15/11	NORTHWESTERN 71-67	ot W	
1/18/11	Illinois (17/23)	62-71	L
1/22/11	Purdue (17/14)	76-86	L
1/27/11	MICHIGAN (25/-)	57-61	L
1/30/11	INDIANA (25/-)	84-83	ot W
2/2/11	Iowa	52-72	L
2/6/11	Wisconsin (-/19)	56-82	L
2/10/11	PENN STATE	75-57	W
2/15/11	Ohio State (-/2)	61-71	L
2/19/11	ILLINOIS	61-57	W
2/22/11	Minnesota	53-48	W
2/27/11	PURDUE (-/8)	47-67	L
3/2/11	IOWA	85-66	W
3/5/11	Michigan	63-70	L
3/10/11	*Iowa	66-61	W
3/11/11	*Purdue (-/9)	74-56	W
3/12/11	*Penn State	48-61	L
3/17/11	&UCLA	76-78	L

% Maui Invitational (Lahaina, Hawaii - 3rd place)

^ Auburn Hills, Mich.

* Big Ten Tournament (Indianapolis, Ind.)

& NCAA Tournament (Tampa, Fla.)

2010-11 Roster

#	Name (Ht., Year., Pos.)	PPG
0	Russell Byrd (6-7, Fr., G)	17.0
1	Kalin Lucas (6-1, Sr., G)	---
2	Alex Gauna (6-9, Fr., F)	---
3	Matt Heneveld	---
5	Adreian Payne (6-10, Jr., C)	2.5
10	Delvon Roe (6-8, Jr., F)	6.1
11	Keith Appling (6-1, Fr., G)	6.4
13	Austin Thornton (6-0, Jr., G)	2.0
14	Dan Chapman (6-3, Fr., G)	0.0
15	Durrell Summers (6-5, Sr., G)	11.6
20	Mike Kebler (6-4, Sr., G)	1.5
23	Draymond Green (6-6, Jr., F)	12.6
25	Derrick Nix (6-9, So., C)	2.7
34	Korie Lucious (5-11, Jr., G)	6.5
40	Nick Giard	0.0
41	Garrick Sherman (6-10, So., C)	3.1
44	Anthony Ianni (6-9, Jr., C)	0.3

2011-12

NCAA TOURNAMENT

BIG TEN CHAMPIONS

#5 AP/#7 ESPN/USA Today

(29-8 Overall: 13-5 - t-1st Big Ten)

DATE	OPPONENT	MSU-OPP	W/L
11/11/11	%North Carolina (-/1)	55-67	L
11/15/11	^Duke (-/6)	69-74	L
11/18/11	TEXAS SOUTHERN	76-41	W
11/20/11	UALR	69-47	W
11/23/11	MILWAUKEE	68-55	W
11/27/11	Eastern Michigan	72-40	W
11/30/11	FLORIDA STATE	65-49	W
12/4/11	NEBRASKA OMAHA	110-68	W
12/7/11	CENTRAL CONN.	89-69	W
12/10/11	Gonzaga (-/23)	74-67	W
12/17/11	BOWLING GREEN (21/-)	74-60	W
12/19/11	UMKC (19/-)	89-54	W
12/22/11	LEHIGH (19/-)	90-81	W
12/28/11	INDIANA (16/13)	80-65	W
12/31/11	Nebraska (16/-)	68-55	W
1/3/12	Wisconsin (10/18)	63-60	ot W
1/10/12	IOWA (6/-)	95-61	W
1/14/12	Northwestern (6/-)	74-81	L
1/17/12	Michigan (9/20)	59-60	L
1/21/12	PURDUE (9/-)	83-58	W
1/25/12	MINNESOTA (10/-)	68-52	W
1/31/12	Illinois (9/-)	41-42	L
2/5/12	MICHIGAN (9/23)	64-54	W
2/8/12	PENN STATE (11/-)	77-57	W
2/11/12	Ohio State (11/3)	58-48	W
2/16/12	WISCONSIN (7/15)	69-55	W
2/19/12	Purdue (7/-)	76-62	W
2/22/12	Minnesota (6/-)	66-61	W
2/25/12	NEBRASKA (6/-)	62-34	W
2/28/12	Indiana (5/18)	55-70	L
3/4/12	OHIO STATE (5/10)	70-72	L
3/9/12	*Iowa (8/-)	92-75	W
3/10/12	*Wisconsin (8/14)	65-52	W
3/11/12	*Ohio State (8/7)	68-64	W
3/16/12	&LIU Brooklyn (5/-)	89-67	W
3/18/12	&Saint Louis (5/-)	65-61	W
3/22/12	#Louisville (5/17)	44-57	L

% Quicken Loans Carrier Classic (USS Carl Vinson, San Diego)

^ Champions Classic (New York, N.Y.)

* Big Ten Tournament (Indianapolis, Ind.)

& NCAA Tournament (Columbus, Ohio)

NCAA Tournament (Phoenix, Ariz.)

2011-12 Roster

#	Name (Ht., Year., Pos.)	PPG
0	Russell Byrd (6-7, Fr., G)	1.5
2	Alex Gauna (6-9, Fr., F)	1.8
3	Brandon Kearney (6-5, Fr., G)	1.2
5	Adreian Payne (6-10, So., C)	7.0
11	Keith Appling (6-1, So., G)	11.4
13	Austin Thornton (6-5, Sr., G)	5.2
14	Dan Chapman (6-3, So., G)	0.0
15	Keenan Wetzel (6-4, Jr., G)	0.4
20	Travis Trice (6-0, Fr., G)	4.5
22	Brandon Dawson (6-6, Fr., G)	8.4
23	Draymond Green (6-7, Sr., F)	16.2
25	Derrick Nix (6-9, Jr., C)	8.1
30	Brandon Wood (6-2, Sr., G)	8.8
34	Joe Sweeny (6-0, Sr., G)	0.2
40	Colby Wollenman (6-6, Fr., F)	0.2
44	Anthony Ianni (6-9, Sr., C)	0.1



2012-13

NCAA TOURNAMENT

#9 AP/#13 ESPN/USA Today

(27-9 Overall: 13-5 - t-2nd Big Ten)

DATE	OPPONENT	MSU-OPP	W/L
11/9/12	%Connecticut (14/-)	62-66	L
11/13/12	*Kansas (21/7)	67-64	W
11/18/12	TEXAS SOUTHERN (21/-)	69-41	W
11/20/12	BOISE STATE (15/-)	74-70	W
11/23/12	OAKLAND (15/-)	70-52	W
11/25/12	LOUISIANA (15/-)	63-60	W
11/28/12	Miami (13/-)	59-67	L
12/1/12	NICHOLLS STATE (13/-)	84-39	W
12/5/12	ARK.-PINE BLUFF (19/-)	76-44	W
12/8/12	LOYOLA-CHICAGO (19/-)	73-61	W
12/15/12	STUSKEGEE (19/-)	92-56	W
12/18/12	Bowling Green (20/-)	64-53	W
12/22/12	TEXAS (20/-)	67-56	W
12/31/12	Minnesota (18/9)	63-76	L
1/5/13	PURDUE (18/-)	84-61	W
1/10/13	Iowa (22/-)	62-59	W
1/13/13	NEBRASKA (22/-)	66-56	W
1/16/13	Penn State (18/-)	81-72	W
1/19/13	OHIO STATE (18/11)	59-56	W
1/22/13	Wisconsin (13/-)	49-47	W
1/27/13	Indiana (13/7)	70-75	L
1/31/13	ILLINOIS (13/-)	80-75	W
2/6/13	MINNESOTA (12/18)	61-50	W
2/9/13	Purdue (12/-)	78-65	W
2/12/13	MICHIGAN (8/4)	75-52	W
2/16/13	Nebraska (8/-)	73-64	W
2/19/13	INDIANA (4/1)	68-72	L
2/24/13	Ohio State (4/18)	60-68	L
3/3/13	Michigan (9/4)	57-58	L
3/7/13	WISCONSIN (10/22)	58-43	W
3/10/13	NORTHWESTERN (10/-)	71-61	W
3/15/13	*Iowa (8/-)	59-56	W
3/16/13	*Ohio State (8/10)	58-61	L
3/21/13	&Valparaiso (9/-)	65-54	W
3/23/13	&Memphis (9/17)	70-48	W
3/29/13	#Duke (9/6)	61-71	L

% Armed Forces Classic (Ramstein Air Base, Germany)

^ Champions Classic (Atlanta, Ga.)

\$ Played at Jenison Field House

* Big Ten Tournament (Chicago, Ill.)

& NCAA Tournament (Auburn Hills, Mich.)

NCAA Tournament (Indianapolis, Ind.)

2012-13 Roster

#	Name (Ht., Year., Pos.)	PPG
0	Russell Byrd (6-7, So., G)	1.6
0	Emmett Dacey (6-8, So., F)	0.0
2	Alex Gauna (6-9, So., F)	1.2
3	Brandon Kearney (6-5, So., G)	2.3
5	Adreian Payne (6-10, Jr., C)	10.5
10	Matt Costello (6-9, Fr., F)	1.5
11	Keith Appling (6-1, Jr., G)	13.4
13	Trevor Bohnhoff (6-7, Fr., F)	0.3
14	Gary Harris (6-4, Fr., G)	12.9
15	Keenan Wetzel (6-4, So., G)	0.0
20	Travis Trice (6-0, So., G)	4.8
22	Branden Dawson (6-6, So., G)	8.9
25	Derrick Nix (6-9, Sr., G)	10.5
30	Kenny Kaminski (6-8, Fr., F)	---
40	Dan Chapman (6-3, Jr., G)	0.0
41	Colby Wollenman (6-7, So., F)	---
44	Bella Sibedwo (6-1, So., G)	0.0
45	Denzel Valentine (6-5, Fr., G)	5.0

2013-14

NCAA TOURNAMENT

#11 AP/#8 ESPN/USA Today

(29-9 Overall: 12-6 - t-2nd Big Ten)

DATE	OPPONENT	MSU-OPP	W/L
11/8/13	MCNEESE STATE (2/-)J98-56	W	
11/12/13	*Kentucky (2/1)	78-74	W
11/15/13	COLUMBIA (2/-)	62-53	W
11/18/13	PORTLAND (1/-)	82-67	W
11/22/13	%Virginia Tech (1/-)	96-77	W
11/23/13	%Oklahoma (1/-)	87-76	W
11/29/13	MT. ST. MARY'S (1/-)	98-65	W
12/4/13	NORTH CAROLINA (1/-)	65-79	L
12/14/13	Oakland (5/-)	67-63	W
12/17/13	NORTH FLORIDA (5/-)	78-48	W
12/21/13	Texas (5/-)	92-78	W
12/28/13	NEW ORLEANS (5/-)	101-48	W
12/31/13	Penn State (5/-)	79-63	W
1/4/14	Indiana (5/-)	73-56	W
1/7/14	OHIO STATE (5/3)	72-68	ot W
1/11/14	MINNESOTA (5/-)	87-75	ot W
1/15/14	Northwestern (4/-)	54-40	W
1/18/14	Illinois (4/-)	78-62	W
1/21/14	INDIANA (3/-)	71-66	W
1/25/14	MICHIGAN (3/21)	75-80	L
1/28/14	Iowa (7/15)	71-69	ot W
2/1/14	\$Georgetown (7/-)	60-64	L
2/6/14	PENN STATE (9/-)	82-67	W
2/9/14	Wisconsin (9/-)	58-60	L
2/13/14	NORTHWESTERN (9/-)	85-70	W
2/16/14	NEBRASKA (9/-)	51-60	L
2/20/14	Purdue (13/-)	94-79	W
2/23/14	Michigan (13/20)	70-79	L
3/1/14	ILLINOIS (18/-)	46-53	L
3/6/14	IOWA (22/24)	86-76	W
3/9/14	Ohio State (22/-)	67-69	L
3/14/14	*Northwestern (22/-)	67-51	W
3/15/14	*Wisconsin (22/12)	83-75	L
3/16/14	*Michigan (22/8)	69-55	W
3/20/14	&Delaware (11/-)	93-78	W
3/22/14	&Harvard (11/-)	80-73	W
3/28/14	#Virginia (11/3)	61-59	W
3/30/14	%Connecticut (11/18)	54-60	L

^ Champions Classic (Chicago, Ill.)

% Coaches Vs. Cancer Classic (Brooklyn, N.Y.)

\$ Super Saturday Hoops (New York, N.Y.)

* Big Ten Tournament (Indianapolis, Ind.)

& NCAA Tournament (Spokane, Wash.)

NCAA Tournament (New York, N.Y.)

2013-14 Roster

#	Name (Ht., Year., Pos.)	PPG
0	Russell Byrd (6-7, Jr., G)	1.1
2	Alex Gauna (6-9, Jr., F)	1.6
3	Alvin Ellis III (6-4, Fr., G)	16.4
5	Adreian Payne (6-10, Sr., C)	4.0
10	Matt Costello (6-9, So., F)	11.2
11	Keith Appling (6-1, Sr., G)	0.5
13	Trevor Bohnhoff (6-7, So., F)	0.5
14	Gary Harris (6-4, So., G)	16.7
15	Keenan Wetzel (6-4, Jr., G)	0.8
20	Travis Trice (6-0, Jr., G)	7.3
22	Branden Dawson (6-6, Jr., G/F)	11.2
30	Kenny Kaminski (6-8, Fr., F)	4.9
34	Gavin Schilling (6-9, Fr., F)	1.4
40	Dan Chapman (6-3, Sr., G)	0.4
41	Colby Wollenman (6-7, So., F)	0.4
45	Denzel Valentine (6-5, So., G)	8.0

2014-15

NCAA FINAL FOUR

#23 AP/#7 ESPN/USA Today

(27-12 Overall: 12-6 - t-3rd Big Ten)

DATE	OPPONENT	MSU-OPP	W/L
11/14/14	Navy (18/-)	64-59	W
11/18/14	^Duke (19/4)	71-81	L
11/21/14	LOYOLA CHICAGO (19/-)	87-52	W
11/24/14	SANTA CLARA (20/-)	79-52	W
11/27/14	%Rider (20/-)	77-45	W
11/28/14	%Marquette (20/-)	79-68	W
11/30/14	%Kansas (20/11)	56-61	L
12/3/14	Notre Dame (19/-)	78-79	ot L
12/6/14	ARK.-PINE BLUFF (19/-)	85-52	W
12/14/14	OAKLAND	87-61	W
12/17/14	EASTERN MICH. (25/-)	66-46	W
12/20/14	TEXAS SOUTHERN (25/-)	64-71	ot L
12/22/14	THE CITADEL	82-56	W
12/30/14	MARYLAND (-/12)	66-68	2ot L
1/5/15	INDIANA	70-50	W
1/8/15	Iowa	75-61	W
1/11/15	NORTHWESTERN	84-77	ot W
1/17/15	Maryland (-/14)	59-75	L
1/21/15	PENN STATE	66-60	W
1/24/15	Nebraska	77-79	L
1/29/15	Rutgers	71-51	W
2/1/15	MICHIGAN	76-66	ot W
2/7/15	ILLINOIS	54-59	L
2/10/15	Northwestern	68-44	W
2/14/15	OHIO STATE (-/23)	59-56	W
2/17/15	Michigan	80-67	W
2/22/15	Illinois	60-53	W
2/26/15	MINNESOTA	90-96	ot L
3/1/15	Wisconsin (-/5)	61-68	L
3/4/15	PURDUE	72-66	W
3/7/15	Indiana	74-72	W
3/13/15	*Ohio State	76-67	W
3/14/15	*Maryland (-/8)	62-82	L
3/15/15	*Wisconsin (-/6)	69-80	ot W
3/20/15	\$Georgia (23/-)	70-63	W
3/22/15	\$Virginia (23/6)	60-54	W
3/27/15	&Oklahoma (23/13)	62-58	W
3/29/15	&Louisville (23/13)	76-70	ot W
4/4/15	#Duke (23/4)	61-81	L

^ Champions Classic (Indianapolis, Ind.)

% Orlando Classic (Lake Buena Vista, Fla.)

* Big Ten Tournament (Indianapolis, Ind.)

\$ NCAA Tournament (Charlotte, N.C.)

& NCAA Tournament (Syracuse, N.Y.)

NCAA Final Four (Indianapolis, Ind.)

2014-15 Roster

#	Name (Ht., Year., Pos.)	PPG
0	Marvin Clark Jr. (6-6, Fr., F)	4.5
2	Javon Bess (6-5, Fr., F)	2.7
3	Alvin Ellis III (6-4, So., G)	1.7
5	Bryn Forbes (6-3, Jr., G)	8.5
10	Matt Costello (6-9, Jr., F)	7.0
11	Lourawls Nairn Jr. (5-10, Fr., G)	2.2
13	Trevor Bohnhoff (6-7, Jr., F)	0.2
14	Eron Harris (6-3, Jr., G)	0.0
15	Keenan Wetzel (6-4, Sr., G)	0.2
20	Travis Trice (6-0, Sr., G)	15.3
22	Branden Dawson (6-6, Sr., G/F)	11.9
25	Kenny Goins (6-6, Fr., F)	---
30	Matt Van Dyk (6-3, Jr., F)	---
34	Gavin Schilling (6-9, So., F)	5.1
41	Colby Wollenman (6-7, Jr., F)	1.2
45	Denzel Valentine (6-5, Jr., G)	14.5

2015-16

NCAA TOURNAMENT
BIG TEN CHAMPIONS

#2 AP/#7 USA Today

(29-6 Overall; 13-5 - 2nd Big Ten)

DATE	OPPONENT	MSU-OPP	W/L
11/13/15	FLA. ATLANTIC (13/-)	82-55	W
11/17/15	*Kansas (13/4)	79-73	W
11/20/15	ARK. PINE BLUFF (13/-)	92-46	W
11/23/15	EASTERN MICH. (3/-)	89-65	W
11/26/15	%Boston College (3/-)	99-68	W
11/27/15	%Boise State (3/-)	77-67	W
11/29/15	%Providence (3/-)	77-64	W
12/2/15	LOUISVILLE (3/24)	71-67	W
12/5/15	BINGHAMTON (3/-)	76-33	W
12/9/15	MD. EASTERN SHORE (1/4)	78-35	W
12/12/15	FLORIDA (1/-)	58-52	W
12/19/15	Northwestern (1/-)	78-58	W
12/22/15	%Oakland (1/-)	99-93	ot
12/29/15	Iowa (1/-)	70-83	L
1/2/16	Minnesota (1/-)	69-61	W
1/7/16	ILLINOIS (5/-)	79-54	W
1/10/16	Penn State (5/-)	92-65	W
1/14/16	IOWA (4/16)	59-76	L
1/17/16	Wisconsin (4/-)	76-77	L
1/20/16	NEBRASKA (11/-)	71-72	L
1/23/16	MARYLAND (11/7)	74-65	W
1/28/16	Northwestern (12/-)	76-45	W
1/31/16	RUTGERS (12/-)	96-62	W
2/6/16	Michigan (10/-)	89-73	W
2/9/16	Purdue (8/18)	81-82	ot
2/14/16	INDIANA (8/-)	88-69	W
2/18/16	WISCONSIN (T-8/-)	69-57	W
2/23/16	Ohio State (6/-)	81-62	W
2/28/16	PENN STATE (6/-)	88-57	W
3/2/16	Rutgers (2/-)	97-66	W
3/5/16	OHIO STATE (2/-)	91-76	W
3/11/16	*Ohio State (2/-)	81-54	W
3/12/16	*Maryland (2/18)	64-61	W
3/13/16	*Purdue (2/13)	66-62	W
3/18/16	%Middle Tenn. St. (2/-)	81-90	L

^ Champions Classic (Chicago, Ill.)

% Wooden Legacy (Fullerton/Anaheim, Calif.)

Auburn Hills, Mich.

* Big Ten Tournament (Indianapolis, Ind.)

\$ NCAA Tournament (St. Louis, Mo.)

2015-16 Roster

#	Name (Ht., Year., Pos.)	PPG
0	Kyle Ahrens (6-5, Fr., G)	1.2
2	Javon Bess (6-5, So., F)	2.9
3	Alvin Ellis III (6-4, Jr., G)	2.6
5	Bryn Forbes (6-3, Sr., G)	14.4
10	Matt Costello (6-9, Sr., F)	10.7
11	Lourawls Nairn Jr. (5-10, So., G)	2.8
13	Conner George (6-3, Fr., G)	---
14	Eron Harris (6-3, Jr., G)	9.3
15	Marvin Clark Jr. (6-6, So., F)	3.9
20	Matt McQuaid (6-5, Fr., G)	3.5
23	Deyonta Davis (6-10, Fr., F)	7.5
25	Kenny Goins (6-6, Fr., F)	2.0
30	Matt Van Dyk (6-5, Jr., F)	1.1
34	Gavin Schilling (6-9, Jr., F)	3.8
41	Colby Wollenman (6-7, Sr., F)	1.2
45	Denzel Valentine (6-5, Sr., G)	19.2
51	Greg Roy (6-3, So., G)	0.0

2016-17

NCAA TOURNAMENT

(20-15 Overall; 10-8 - t-5th Big Ten)

DATE	OPPONENT	MSU-OPP	W/L
11/11/16	*Arizona (12/10)	63-65	L
11/15/16	%Kentucky (13/2)	48-69	L
11/18/16	MVSU (13/-)	100-53	W
11/20/16	FLA. GULF COAST (13/-)	78-77	W
11/23/16	SSt. John's (24/-)	77-72	W
11/24/16	\$Baylor (24/20)	58-73	L
11/25/16	\$Wichita State (24/-)	77-72	W
11/29/16	#Duke (-/5)	69-78	L
12/3/16	ORAL ROBERTS	80-76	W
12/6/16	YOUNGSTOWN STATE	77-57	W
12/10/16	TENNESSEE TECH	71-63	W
12/18/16	NORTHEASTERN	73-81	L
12/21/16	OAKLAND	77-65	W
12/27/16	Minnesota	75-74	ot
12/30/16	NORTHWESTERN	61-52	W
1/4/17	RUTGERS	93-65	W
1/7/17	Penn State	63-72	L
1/11/17	MINNESOTA (-/24)	65-47	W
1/15/17	Ohio State	67-72	L
1/21/17	Indiana	75-82	L
1/24/17	PURDUE (-/20)	73-84	L
1/29/17	MICHIGAN	70-62	W
2/2/17	Nebraska	72-61	W
2/7/17	Michigan	57-86	L
2/11/17	IOWA	77-66	W
2/14/17	OHIO STATE	74-66	W
2/18/17	Purdue (-/16)	63-80	L
2/23/17	NEBRASKA	88-72	W
2/26/17	WISCONSIN (-/16)	84-74	W
3/1/17	Illinois	70-73	L
3/4/17	Maryland	60-63	L
3/9/17	*Penn State	78-51	W
3/10/17	*Minnesota	58-63	L
3/17/17	&Miami	78-58	W
3/19/17	&Kansas (-/3)	70-90	L

^ Armed Forces Classic (Honolulu, Hawaii)

% Champions Classic (New York, N.Y.)

\$ Battle 4 Atlantis (Atlantis, Bahamas)

ACC/Big Ten Challenge (Durham, N.C.)

* Big Ten Tournament (Washington, D.C.)

& NCAA Tournament (Tulsa, Okla.)

2016-17 Roster

#	Name (Ht., Year., Pos.)	PPG
0	Kyle Ahrens (6-5, So., G/F)	2.6
1	Joshua Langford (6-5, Fr., G)	6.9
3	Alvin Ellis III (6-4, Sr., G)	6.4
5	Cassius Winston (6-0, Fr., G)	6.7
11	Lourawls Nairn Jr. (5-10, Jr., G)	3.5
13	Ben Carter (6-9, GS., F)	--
14	Eron Harris (6-3, Sr., G)	10.4
20	Matt McQuaid (6-4, So., G)	5.6
22	Miles Bridges (6-7, Fr., G/F)	16.9
25	Kenny Goins (6-6, So., F)	3.9
30	Matt Van Dyk (6-5, Sr., F)	1.2
34	Gavin Schilling (6-9, Sr., F)	--
35	David Nsengiumva (6-9, Sr., F)	--
40	Greg Roy (6-3, Jr., G)	0.6
41	Conner George (6-3, Fr., G)	0.4
44	Nick Ward (6-8, Fr., F)	13.9

MSU's Record

When Ranked	595-200
When Ranked in Top 10	321-99
When Ranked No. 1	15-6
Vs. Ranked Opponents	195-279
Vs. Opp. Ranked in Top 10	66-150
Vs. Opp. Ranked No. 1	3-20

* Rankings based on Associated Press Poll

2017-18

NCAA TOURNAMENT
BIG TEN CHAMPIONS

#5 AP/#11 USA Today

(30-5 Overall; 16-2 - 1st Big Ten)

DATE	OPPONENT	MSU-OPP	W/L
11/10/17	NO. FLORIDA (2/2)	98-66	W
11/14/17	^Duke (2/2)	81-88	L
11/19/17	STONY BROOK (2/2)	93-71	W
11/23/17	%DePaul (4/5)	73-51	W
11/24/17	%UConn (4/5)	77-57	W
11/26/17	%North Carolina (4/5)	63-45	W
11/30/17	NOTRE DAME (3/3)	81-63	W
12/3/17	NEBRASKA (3/3)	86-57	W
12/5/17	Rutgers (3/3)	62-52	W
12/9/17	SOUTHERN UTAH (3/3)	88-63	W
12/16/17	#Oakland (2/2)	86-73	W
12/18/17	HOUSTON BAP. (2/2)	102-62	W
12/21/17	LONG BEACH ST. (2/2)	102-60	W
12/29/17	CLEVELAND ST. (2/2)	111-61	W
12/31/17	SAVANNAH ST. (2/2)	108-52	W
1/4/18	MARYLAND (1/1)	91-61	W
1/7/18	Ohio State (1/1)	64-80	ot
1/10/18	RUTGERS (4/4)	76-72	ot
1/13/18	MICHIGAN (4/4)	72-82	L
1/19/18	INDIANA (9/9)	85-57	W
1/22/18	Illinois (6/6)	87-74	W
1/26/18	WISCONSIN (6/6)	76-61	W
1/28/18	Maryland (6/6)	74-68	W
1/31/18	PENN STATE (5/4)	76-68	W
2/3/18	Indiana (5/4)	63-60	W
2/6/18	at Iowa (4/4)	96-93	W
2/10/18	PURDUE (4/4)	68-65	W
2/13/18	Minnesota (2/1)	87-57	W
2/17/18	Northwestern (2/1)	65-60	W
2/20/18	ILLINOIS (2/1)	81-61	W
2/25/18	Wisconsin (2/1)	68-63	W
3/2/18	*Wisconsin (2/2)	63-60	W
3/3/18	*Michigan (2/2)	64-75	L
3/16/18	\$Bucknell (4/5)	82-78	W
3/18/18	\$Syracuse (4/5)	53-55	L

^ Champions Classic (Chicago, Ill.)

% PK80 Invitational (Portland, Ore.)

Detroit, Mich.

* Big Ten Tournament (New York, N.Y.)

\$ NCAA Tournament (Detroit, Mich.)

2017-18 Roster

#	Name (Ht., Year., Pos.)	PPG
0	Kyle Ahrens (6-5, Jr., G/F)	--
1	Joshua Langford (6-5, So., G)	11.7
2	Jaren Jackson Jr. (6-11, Fr., F)	10.9
5	Cassius Winston (6-0, So., G)	12.6
10	Jack Hoiberg (5-10, Fr., G)	--
11	Lourawls Nairn Jr. (5-10, Sr., G)	1.7
13	Ben Carter (6-9, GS., F)	0.7
14	Brock Washington (6-3, Fr., G)	--
20	Matt McQuaid (6-4, Jr., G)	6.0
22	Miles Bridges (6-7, So., G/F)	17.1
23	Xavier Tillman (6-8, Fr., F)	2.8
25	Kenny Goins (6-6, R-Jr., F)	2.1
34	Gavin Schilling (6-9, R-Sr., F)	2.9
40	Braden Burke (6-11, So., F)	--
41	Conner George (6-3, R-So., G)	0.4
44	Nick Ward (6-8, So., F)	12.4



ALL-TIME RECORD VS. OPPONENTS

AC Spark Plug (Flint) 1-0 (A - 1-0)

12-26-1919 A W 29-28

Adrian 12-0 (H - 9-0; A - 3-0)

1-18-1906 H W 43-18
3-10-1906 A W 21-20
2-7-1907 H W 54-24
2-20-1907 A W 41-20
1-17-1908 H W 30-14
2-22-1908 A W 42-31
1-25-1909 H W 53-13
12-15-1923 H W 25-12
12-10-1924 H W 42-16
12-12-1925 H W 30-14
12-8-1926 H W 33-29
12-7-1927 H W 30-25

Akron 1-0 (A - 1-0)

2-27-1914 A W 45-30

Alabama 1-1 (N - 1-1)

12-28-1983 N L 69-81
12-23-1998 N W 75-58

Alabama-Birmingham 0-2 (N - 0-2)

3-15-1985 N L 68-70
3-29-1989 N L 76-78 ot

Alabama State 1-0 (N - 1-0)

3-16-2001 N W 69-35

Albion 10-1 (H - 8-1; A - 2-0)

2-23-1906 A W 44-11
3-3-1906 H W 59-8
2-2-1912 H W 60-23
1-2-1922 H W 33-13
1-12-1927 H L 31-37
2-8-1928 H W 52-20
3-3-1932 H W 31-29
12-2-1935 H W 36-28
12-9-1936 H W 32-22
1-8-1945 A W 72-36
1-22-1945 H W 58-38

Alcorn State 1-0 (H - 1-0)

12-13-2008 H W 118-60

Alger Country Club 1-0 (A - 1-0)

3-21-1920 A W 17-14

Alma 15-1 (H - 12-0; A - 3-1)

2-1-1902 H W 102-3
3-9-1902 A W 29-3
1-23-1904 H W 52-7
2-27-1904 A L 14-22
3-16-1906 H W 52-8
1-20-1911 H W 51-24
2-24-1911 A W 23-21
1-16-1912 H W 53-14
2-16-1912 A W 37-15
1-27-1913 H W 48-24
1-20-1917 H W 47-7
1-4-1922 H W 43-17
2-17-1923 H W 27-21
2-6-1931 H W 42-20
12-3-1931 H W 39-12
11-27-1948 H W 46-33

Alpena Independent 1-0 (A - 1-0)

3-20-1920 A W 22-11

Alumni 3-1 (H - 3-1)

3-14-1925 H W 43-19
3-6-1926 H L 38-40
2-25-1927 H W 36-24
1-17-1959 H W 63-56

Ann Arbor YMCA 0-2 (H - 0-1; A - 0-1)

2-12-1906 H L 20-21
2-24-1906 A L 25-29

Arizona 2-5 (H - 1-1; A - 0-2; N - 1-2)

1-2-1947 H L 43-45
12-29-1987 A L 58-78
12-11-2000 A L 68-79
3-31-2001 N L 61-80
12-15-2001 H W 74-60
11-23-2005 N W 74-71 ot
11-21-2016 N L 63-65

Arizona State 1-0 (N - 1-0)

12-30-1972 N W 83-74

Arkansas 2-0 (N - 2-0)

11-27-1991 N W 86-71
11-28-1995 N W 75-72

Arkansas-Little Rock 2-0 (H - 1-0; N - 1-0)

12-3-2005 N W 72-67
11-20-2011 H W 69-47

Arkansas-Pine Bluff 3-0 (H - 3-0)

12-5-2012 H W 76-44
12-6-2014 H W 85-52
11-20-2015 H W 92-46

Armour Instit. of Tech. 7-2 (H - 5-0; A - 2-2)

1-12-1907 H W 51-24
2-27-1908 A L 26-29
2-21-1909 H W 53-7
2-11-1910 A W 26-11
1-21-1911 H W 51-11
2-3-1911 A L 21-36
1-12-1912 A W 39-30
1-27-1912 H W 51-18
2-12-1923 H W 27-22

Army 1-0 (H - 1-0)

12-1-1984 H W 76-64

Auburn 1-0 (N - 1-0)

11-24-1989 N W 92-79

Austin Peay 3-1 (H - 3-0; A - 0-1)

12-19-1987 A L 77-85
12-17-1988 H W 70-60
12-9-1989 H W 88-76
12-27-1991 H W 82-71

Ball State 1-0 (H - 1-0)

12-29-1994 H W 117-95

Baltimore 1-0 (A - 1-0)

1-29-1940 A W 39-28

Battle Creek YMCA 3-0 (H - 2-0; A - 1-0)

2-25-1905 H W 94-4
2-24-1908 A W 28-14
2-18-1909 H W 32-25

Bay City YMCA 3-0 (H - 2-0; A - 1-0)

1-21-1905 H W 47-20
3-3-1905 A W 30-14
2-7-1910 H W 84-12

Baylor 0-1 (N - 0-1)

11-24-2016 N L 58-73

Belmont 1-0 (H - 1-0)

12-19-2006 H W 67-58

Bethany 2-1 (H - 2-0; A - 0-1)

3-2-1921 H W 41-18
1-16-1930 A L 27-36
2-11-1930 H W 36-32

Binghamton 1-0 (H - 1-0)

12-5-2015 H W 76-33

Boise State 3-0 (H - 1-0; A - 1-0; N - 1-0)

11-29-1982 A W 71-59
11-20-2012 H W 74-70
11-27-2015 N W 77-67

Boston College 3-3 (H - 1-0; A - 0-1; N - 2-2)

2-22-1947 H W 70-49
12-28-1973 N L 81-94
12-28-1984 N L 78-82
12-6-2005 N W 77-70
11-29-2006 A L 58-65
11-26-2015 N W 99-68

Bowling Green 11-3 (H - 7-1; A - 3-1; N - 1-1)

12-3-1959 H W 96-67
12-5-1960 H W 70-67
12-7-1963 H W 104-81
12-7-1965 A W 84-59
12-28-1966 N L 67-75
3-18-1983 H W 72-71
12-10-1988 H W 89-72
12-18-1989 H L 79-81
12-1-1990 A L 85-98
12-28-1993 H W 62-49
12-27-2000 N W 85-69
12-4-2010 H W 74-39
12-17-2011 H W 74-60
12-18-2012 A W 64-53

Bradley 4-0 (H - 2-0; A - 1-0; N - 1-0)

12-19-1969 N W 89-87
12-3-2006 H W 82-53
12-4-2007 A W 66-61
12-7-2008 H W 75-59

Brigham Young 5-4 (H - 3-0; A - 0-3; N - 2-1)

12-29-1930 H W 29-28
12-8-1956 H W 79-61
12-21-1959 A L 75-79
12-23-1963 A L 90-95
12-16-1980 A L 50-82
12-4-1982 H W 63-55
12-29-1986 N L 88-96
12-9-2006 N W 76-61
12-8-2007 N W 68-61

Brooklyn 2-0 (H - 2-0)

12-15-1983 H W 85-72
12-2-1986 H W 80-62

Brown 1-0 (H - 1-0)

11-8-2006 H W 45-34

Buchtel 0-1 (A - 0-1)

2-27-1913 A L 30-35

Bucknell 2-0 (H - 1-0; N - 1-0)

11-21-2003 H W 64-52
3-18/2018 N W 82-78

Buffalo 4-0 (H - 1-0; A - 3-0)

2-1-1917 H W 36-17
1-16-1933 A W 29-18
1-12-1934 A W 37-30
1-14-1938 A W 65-35

Butler 13-11 (H - 9-2; A - 4-8; N - 0-1)

1-14-1927 A L 16-53
1-31-1927 H L 23-29
2-1-1936 H L 21-24
2-8-1937 A L 21-27
1-28-1938 H W 21-15
1-21-1939 A L 33-34
1-28-1939 H W 39-29
1-26-1942 H W 40-39
2-7-1942 A L 36-38
12-17-1956 A L 79-83
12-2-1957 H W 74-55
12-8-1958 H W 72-46
12-28-1959 A W 85-80
12-3-1960 H W 77-71
12-23-1961 A W 77-72
12-28-1963 A W 76-65
12-19-1964 A L 89-90
12-9-1965 H W 75-56
12-14-1967 A L 55-65
12-13-1968 H W 70-60
12-17-1969 A L 60-81
12-14-1970 H W 99-75
12-20-1971 A W 77-71
4-3-2010 N L 50-52

Camp Grant 0-2 (H - 0-1; A - 0-1)

1-29-1943 H L 31-39
2-20-1943 A L 31-43

California 0-5 (H - 0-1; A - 0-2; N - 0-2)

1-5-1938 H L 29-31
12-22-1939 A L 37-41
12-23-1959 A L 60-71
12-30-1961 N L 72-85
12-20-1963 N L 68-78

Cal State Fullerton 4-0 (H - 2-0; A - 1-0; N - 1-0)

12-1-1967 H W 80-49
12-9-1978 H W 92-89
12-6-1980 A W 58-42
12-29-1981 N W 51-50 ot

UCLA 2-6 (H - 1-1; A - 1-3; N - 0-2)

12-19-1952 H L 55-60
12-31-1953 A L 57-67
12-27-1957 A W 63-61
12-28-1960 A L 61-98
12-20-2003 A L 58-64
12-21-2004 H W 76-64

ALL-TIME RECORD VS. OPPONENTS

11-20-2007 N L 63-68
3-17-2011 N L 76-78

UC Santa Barbara..... 1-0

(N - 1-0)

3-17-1990 N W 62-58

Canisius..... 4-0

(H - 2-0; A - 2-0)

12-8-1975 H W 83-68
12-18-1976 A W 82-59
11-24-1984 A W 80-71
12-7-1985 H W 90-61

Carleton..... 0-1

(H - 0-1)

1-7-1924 H L 12-27

Carnegie Inst. of Tech.... 4-0

(H - 3-0; A - 1-0)

12-29-1921 H W 38-17
12-30-1922 H W 37-29
2-19-1926 H W 27-22
1-17-1930 A W 35-23

Case..... 1-1

(H - 1-0; A - 0-1)

1-8-1937 A L 34-38
1-1-1938 H W 48-34

Central Connecticut St. ... 1-0

(H - 1-0)

12-7-2011 H W 89-69

Central Florida..... 1-0

(H - 1-0)

11-27-1998 H W 87-64

Central Michigan..... 30-3

(H - 25-2; A - 5-1)

2-3-1906 H W 37-12
2-16-1906 A W 21-18
1-26-1907 H W 42-18
3-1-1907 A W 33-22
1-4-1908 A W 46-8
2-5-1908 H W 41-23
1-6-1912 H W 72-10
1-7-1920 H W 29-15
1-8-1921 H W 26-21
1-25-1922 H W 27-21
1-27-1923 H W 28-13
1-29-1924 H W 21-20
1-26-1934 H W 32-27
12-1-1934 H W 43-14
1-7-1939 H W 29-24
12-8-1941 H W 29-23
12-22-1970 H W 85-74
12-19-1972 H W 96-74
12-1-1973 A W 78-70
12-2-1974 A W 82-78
12-1-1975 H W 69-61
11-29-1976 A L 76-81
11-28-1977 H W 68-61
11-27-1978 H W 71-54
12-18-1979 A W 95-76
11-29-1980 H L 66-89
11-27-1981 H W 89-70
11-27-1982 H W 62-47
11-25-1983 H W 73-52
11-29-1985 H W 103-60
12-20-1990 H W 74-61
12-29-1995 H L 62-69
11-28-1997 H W 89-61

Central State..... 1-0

(H - 1-0)

1-27-1931 H W 31-18

Chaminade..... 3-0

(N - 3-0)

11-20-1995 N W 69-66
11-21-2005 N W 89-67
11-22-2010 N W 82-74

Chicago..... 2-3

(H - 0-1; A - 2-2)

12-31-1919 H L 25-32
12-22-1923 A L 17-21
12-20-1924 A W 29-15
12-19-1925 A W 28-21
12-18-1926 A L 24-33

Chicago State..... 2-0

(H - 2-0)

12-16-2006 H W 69-61
11-13-2007 H W 86-53

Chicago West. YMCA..... 0-1

(H - 0-1)

1-19-1904 H L 13-44

Chicago YMCA College... 3-0

(H - 3-0)

1-28-1920 H W 33-20
3-4-1922 H W 25-21
1-30-1923 H W 23-19

Cincinnati..... 9-4

(H - 4-2; A - 4-1; N - 1-1)

12-5-1930 H W 22-8
1-22-1942 H W 37-30
2-6-1942 A W 36-30
1-6-1945 H L 37-39
1-12-1945 A L 50-54
1-5-1946 H W 69-38
2-4-1946 A W 69-39
12-19-1978 N W 63-52
12-21-1981 H L 45-56
12-13-1982 A W 70-69
12-13-1990 A W 65-63
12-21-1991 H W 90-89
3-22-1992 N L 65-77

Citadel, The..... 4-0

(H - 3-0; A - 1-0)

11-12-2006 H W 73-41
12-17-2008 H W 79-65
12-7-2009 A W 69-56
12-22-2014 H W 82-56

Cleveland State..... 9-0

(H - 6-0; A - 3-0)

12-21-1982 H W 95-56
12-12-1983 A W 71-62
12-7-1993 A W 90-76
12-12-1994 H W 111-68
12-3-1996 H W 83-78
12-6-1997 A W 85-54
12-8-2002 H W 79-47
12-16-2005 H W 83-75
12-29-2017 H W 111-61

Coe..... 1-0

(H - 1-0)

1-16-1928 H W 35-25

Colgate..... 5-1

(H - 2-0; A - 3-1)

2-1-1929 A L 35-36
1-16-1931 A W 41-31
1-17-1931 A W 50-30
1-29-1932 H W 30-21
1-30-1932 H W 29-28
1-17-1933 A W 40-26

Colorado..... 3-1

(H - 1-0; N - 2-1)

12-28-1956 N L 87-90
12-14-1957 H W 84-44
12-28-1988 N W 60-57
3-21-2003 N W 79-64

Colorado State..... 1-0

(N - 1-0)

12-17-1971 N W 67-63

Columbia..... 1-0

(H - 1-0)

11-15-2013 H W 62-53

Concordia..... 1-0

(H - 1-0)

1-15-1927 H W 45-25

Connecticut..... 3-4

(H - 1-0; A - 0-1; N - 2-3)

12-5-1998 A L 68-82
2-5-2000 H W 85-66
4-4-2009 N W 82-73
11-23-2010 N L 67-70
11-9-2012 N L 62-66
3-30-2014 N L 54-60
11-24-2017 N W 77-57

Coppin State..... 2-0

(H - 2-0)

12-30-2003 H W 78-72
12-31-2005 H W 78-54

Cornell..... 5-1

(H - 5-1)

1-3-1929 H W 38-24
1-2-1932 H W 29-26
12-20-1948 H L 45-56
12-29-1949 H W 61-54
12-29-1993 H W 83-69
11-24-2000 H W 89-56

Creighton..... 7-5

(H - 4-2; A - 3-3)

2-11-1920 A L 21-22
2-12-1920 A W 18-15
3-1-1920 H W 31-24
3-3-1921 H W 27-20
2-3-1922 A L 30-41
2-4-1922 A L 21-25
2-27-1922 H L 28-34
12-18-1939 A W 32-30
12-19-1939 A W 38-21
12-30-1940 H L 29-37
12-31-1940 H W 34-29
12-5-1953 H W 88-51

Dartmouth..... 1-0

(H - 1-0)

12-28-1951 H W 47-42

Dayton..... 2-0

(H - 1-0; A - 1-0)

12-7-1991 A W 83-74
12-19-1992 H W 65-60

Dearborn Naval A.B. 1-0

(H - 1-0)

1-19-1943 H W 55-24

Defiance..... 2-0

(H - 1-0; A - 1-0)

1-23-1915 H W 54-12
1-30-1915 A W 30-19

Delaware..... 1-0

(N - 1-0)

3-20-2014 N W 93-78

Delaware State..... 1-0

(H - 1-0)

12-18-2004 H W 63-45

Denison..... 0-1

(A - 0-1)

2-28-1913 A L 18-44

Denver..... 1-0

(H - 1-0)

12-13-1951 H W 50-48

DePaul..... 5-7

(H - 2-3; A - 2-4; N - 1-0)

2-26-1908 A W 26-17
1-13-1909 H W 76-7
2-16-1937 H L 21-23
1-23-1943 A L 37-45
1-18-1946 A L 52-58
1-25-1947 A L 45-52
1-24-1948 A L 42-52
2-3-1948 H L 49-63
12-22-1954 H L 75-76
1-29-1955 A W 88-72
11-20-2003 H W 89-81
11-23-2017 N W 73-51

DePauw..... 1-5

(H - 0-3; A - 1-2)

1-31-1919 A W 18-17
2-12-1919 H L 12-21
2-18-1920 H L 21-33
2-23-1920 A L 18-31
1-21-1921 A L 19-39
2-7-1921 H L 23-26

Detroit..... 45-16

(H - 26-6; A - 19-10)

12-29-1917 A L 22-32
1-3-1920 A L 29-30
2-23-1924 H W 31-17
2-11-1925 H W 23-22
1-26-1926 A L 10-16
2-2-1926 H L 22-29
1-19-1927 H W 30-23
2-12-1927 A L 27-30
1-13-1928 H W 27-23
2-17-1928 H W 17-13
1-18-1929 A W 27-13
1-15-1929 H W 40-15
1-9-1930 H W 26-20
1-25-1930 A W 21-18
2-10-1931 H W 34-16
2-21-1931 A W 16-11
1-19-1932 H W 22-13
2-17-1932 A W 35-34
2-15-1933 H W 30-28
2-18-1933 A L 16-27
2-14-1934 H W 27-20
2-17-1934 A W 28-22
1-31-1942 A W 32-28
2-16-1942 H L 37-39
2-14-1945 H W 53-29
2-24-1945 A W 62-38
1-23-1946 H W 40-38
2-9-1946 H W 58-46
1-11-1947 A W 52-44
2-19-1947 H W 55-48
1-20-1948 A W 52-34
1-26-1948 H W 66-31
1-10-1949 H W 66-49
1-17-1949 A L 34-35
1-9-1950 A L 55-66
2-14-1950 H W 57-54
12-5-1950 H W 45-31
12-18-1951 A W 52-47
2-4-1954 H L 78-84
12-1-1956 A W 85-78
12-6-1957 A W 71-59





ALL-TIME RECORD VS. OPPONENTS

12-6-1958	H	W	88-51
12-22-1973	A	L	71-73 ot
12-23-1974	A	W	72-69
12-22-1975	A	L	82-85
12-15-1976	H	L	94-99
12-21-1977	A	W	103-74
12-20-1979	A	W	63-57
12-2-1981	A	W	65-62 ot
12-18-1982	H	W	75-72 ot
11-27-1987	H	W	65-63 ot
12-15-1988	A	W	96-91 ot
12-16-1989	H	W	94-65
12-8-1990	A	W	83-61
12-14-1991	H	W	91-75
12-12-1993	H	W	74-63
12-17-1994	A	W	80-63
12-10-1995	H	L	61-63
12-14-1996	A	L	84-86 3ot
12-13-1997	H	L	65-68
11-12-2001	H	W	80-70

Detroit A.C.			0-4
	(A - 0-4)		
3-25-1904	A	L	8-33
2-10-1905	A	L	30-39
2-10-1911	A	L	12-54
12-19-1919	A	L	11-23

Detroit Burroughs 3-0			
(H - 2-0; A - 1-0)			
1-18-1909	H	W	24-15
2-22-1909	A	W	20-19
1-30-1914	H	W	29-22

Detroit Law College 2-0			
(H - 2-0)			
1-3-1922	H	W	56-3
12-28-1923	H	W	25-14

Detroit Rayls..... 1-1			
(H - 1-0; A - 0-1)			
1-21-1913	H	W	37-12
1-10-1919	A	L	16-37

Detroit Spaldings 2-1			
(H - 1-1; A - 1-0)			
1-14-1910	H	W	20-18
1-9-1911	H	L	9-21
1-18-1911	A	W	25-18

Detroit YMCA.....			10-14
(H - 8-6; A - 2-8)			
1-26-1903	H	W	43-8
1-28-1907	A	L	14-31
2-19-1907	H	L	17-23
1-20-1908	A	L	20-33
2-14-1908	H	L	27-29
2-11-1909	A	L	18-25
3-11-1909	H	W	33-28
3-7-1910	A	W	27-24
1-30-1911	A	L	11-22
2-24-1912	H	W	42-26
3-4-1912	A	W	20-17
2-11-1913	A	L	22-23
3-8-1913	H	W	39-9
2-14-1914	H	L	27-29
3-3-1914	H	L	22-27
1-22-1915	H	W	23-14
3-2-1915	A	L	9-21
2-12-1916	H	W	27-23
3-7-1916	H	L	14-35
2-3-1917	H	W	33-26
3-10-1917	H	L	15-30
12-28-1917	A	L	13-31
1-26-1918	A	L	20-34
3-9-1918	H	W	23-16

DeVilbiss College 0-1			
(A - 0-1)			
12-20-1919	A	L	25-37

Drake	2-1		
(H - 1-1; A - 1-0)			
12-2-1944	H	W	44-36
12-12-1964	H	L	75-91
12-22-1965	A	W	61-50

Duke	2-12		
(H - 0-1; A - 0-3; N - 2-8)			
12-29-1958	N	W	82-57
3-20-1994	N	L	74-85
12-2-1998	N	L	67-73

3-27-1999	N	L	62-68
12-3-2003	H	L	50-72
11-30-2004	A	L	74-81
3-25-2005	N	W	78-68
12-1-2010	A	L	79-84
11-15-2011	N	L	69-74
3-29-2013	N	L	61-71
11-18-2014	N	L	71-81
4-4-2015	N	L	61-81
11-29-2016	A	L	69-78
11-14-2017	N	L	81-88

Earlham	1-1		
(H - 0-1; A - 1-0)			
1-30-1925	A	W	24-23
2-13-1926	H	L	21-26

East Tennessee State..... 7-0			
(H - 4-0; A - 2-0; N - 1-0)			
1-2-1993	A	W	80-69
11-28-1993	N	W	92-69
12-9-1993	H	W	107-81
12-21-1995	H	W	63-57

11-25-1996	H	W	83-45
11-17-1997	H	W	82-59
12-10-1998	A	W	86-53
Eastern Illinois			1-0
(H - 1-0)			

12-27-1997	H	W	81-69
Eastern Kentucky..... 1-0			
(H - 1-0)			
12-1-1969	H	W	89-85

11-23-2015	H	W	89-65
------------	---	---	-------

Eastern Washington 1-0			
(H - 1-0)			
11-25-2000	H	W	83-61

Evansville	4-0		
(H - 2-0; A - 2-0)			
12-20-1989	A	W	80-66
12-18-1990	H	W	81-76
12-6-1995	H	W	67-63
12-17-1996	A	W	86-77

Florida	4-3		
(H - 2-0; A - 0-1; N - 2-2)			
12-30-1987	N	L	59-83
4-3-2000	N	W	89-76
12-6-2000	H	W	99-83

12-5-2001	A	L	70-74
3-23-2003	N	W	68-46
11-27-2009	N	L	74-77
12-12-2015	H	W	58-52
Florida A&M			1-0

(H - 1-0)			
11-19-2004	H	W	104-72
Florida Atlantic.....			1-0
(H - 1-0)			
11-13-2015	H	W	82-55

Florida Gulf Coast..... 2-0			
(H - 2-0)			
11-13-2009	H	W	97-58
11-20-2016	H	W	78-77

Florida International	1-0
(H - 1-0)	
12-18-2005 H W	85-58

Florida State	1-1
(H - 1-0; A - 0-1)	

3-17-1997	A	L	63-68
11-30-2011	H	W	65-49
Fort Custer Officers 4-1			
(H - 3-1; A - 1-0)			

1-9-1918	H	L	16-27
1-19-1918	H	W	24-20
1-24-1919	H	W	31-13
12-19-1919	A	W	53-3
12-2-1941	H	W	50-29

Franklin..... 0-2			
(H - 0-1; A - 0-1)			
1-31-1925	A	L	14-36
2-20-1925	H	L	16-28
Fresno State 1-3			

(H - 0-1, A - 0-1, N - 1-1)			
3-21-1983	H	L	58-72
3-19-1996	A	L	70-80
3-18-2001	N	W	81-65
11-23-2001	N	L	58-63

Furman			3-0
(H - 2-0; A - 1-0)			
11-28-1988	H	W	98-68
12-2-1989	A	W	84-63
11-23-1990	H	W	78-73

Geneva	1-0
(A - 1-0)	
1-9-1937	A W 42-41

Georgetown	1-1
(N - 1-1)	

3-15-1986	N	W	80-68
2-1-2014	N	L	60-64

George Mason..... 2-1			
(H - 1-0; N - 1-1)			
12-28-1990	H	W	97-72
12-5-2004	N	W	66-60
3-17-2006	N	L	65-75

George Washington 4-3		
(H - 2-1; A - 2-0; N - 0-2)		
12-30-1955	N	L 62-65
12-18-1984	A	W 68-54
12-4-1985	H	W 87-61

12-5-1987	H	L	64-65
3-12-1997	H	W	65-50
12-4-2004	N	L	83-96
Georgia			1-0
(N - 1-0)			

3-20-2015	N	W	70-63
Georgia Tech.....			2-2
(H - 2-1; N - 0-1)			
1-4-1947	H	W	62-52
12-22-1949	H	L	60-68

3-23-1990	N	L	80-81 ot
11-30-2005	H	W	88-86
Gonzaga			4-1
(H - 2-0; A - 1-0; N - 1-1)			
11-29-1997	H	W	70-68

3-23-2001	N	W	77-02
11-22-2005	N	L	106-109 3ot
11-17-2009	H	W	75-71
12-10-2011	A	W	74-67
Governor's Guard			3-0
(A - 3-0)			

3-10-1900	A	W	25-7
2-15-1902	A	W	19-0
2-18-1903	A	W	19-7
Grand Rapids JC			1-0
(A - 1-0)			

2-26-1921	A	W	20-11
Grand Rapids YMCA..... 6-2			
(H - 3-0; A - 3-2)			
3-14-1903	H	W	42-7
2-12-1904	A	W	14-13

3-12-1904	H	W	41-10
1-28-1905	A	L	22-38
2-10-1906	A	W	25-20
1-25-1908	H	W	74-16
1-5-1918	A	L	21-22
1-4-1919	A	W	19-17

Great Lakes Naval T.S.... 1-4			
(H - 1-2; A - 0-2)			
1-6-1942	H	W	33-31
1-9-1943	A	L	34-38
2-11-1943	H	L	39-56

12-5-1945	H	L	49-53
2-11-1946	A	L	58-59
Gwinn Club.....			1-0
		(A - 1-0)	
3-25-1920	A	W	66-12

Hardin-Simmons.....	1-0
(H - 1-0)	
12-16-1967 H W	95-76
Harvard.....	3-2
(H - 2-2; N - 1-0)	

12-24-1941	H	W	33-28
1-1-1943	H	L	28-31
12-29-1947	H	W	53-47 ot
12-28-1949	H	L	57-68
3-22-2014	N	W	80-73
Haskell Indians			1-0

ALL-TIME RECORD VS. OPPONENTS

Hawai'i 0-2
(A - 0-2)

12-30-1981 A L 61-62
11-19-2005 A L 62-84

Hawaiian All-Stars 1-1
(H - 1-1)

1-26-1937 H L 24-25
1-11-1938 H W 55-31

Hawaiian Army 1-0
(A - 1-0)

12-30-1965 A W 97-69

Hawaiian Marines 1-0
(A - 1-0)

12-27-1965 A W 84-53

Hillsdale 8-0
(H - 7-0, A - 1-0)

3-1-1902 H W 58-20
3-15-1902 A W 36-17
1-29-1903 H W 49-2
1-7-1928 H W 58-24
12-14-1928 H W 47-15
2-21-1930 H W 34-28
1-21-1935 H W 45-24
11-27-1948 H W 53-43

Holland YMCA 1-1
(A - 1-1)

1-3-1919 A L 15-21
12-27-1919 A W 20-18

Holy Cross 1-1
(N - 1-1)

12-29-1973 N W 97-85
12-29-1976 N L 61-70

Hope 22-12
(H - 17-5, A - 5-7)

1-31-1905 A L 30-44
1-5-1907 H W 50-30
2-16-1907 A W 33-23
3-3-1910 H W 40-21
3-11-1910 A L 30-38
2-17-1911 A L 24-48
3-3-1911 H W 36-24
1-23-1912 A L 40-41
2-21-1912 H W 55-23
1-29-1913 A W 33-26
2-21-1913 H W 58-25
1-13-1915 H W 56-20
2-24-1915 A W 46-28
1-14-1916 H L 14-20
2-4-1916 A W 21-18
1-19-1917 H W 34-20
2-23-1917 H L 13-18
1-18-1918 A L 23-33
2-15-1918 H W 35-10
2-8-1919 A L 18-21
3-1-1919 H L 20-26
1-9-1920 A L 16-21
3-6-1920 H W 34-23
1-14-1921 H W 31-17
2-25-1921 A W 27-23
3-3-1922 H W 29-28
1-3-1924 H W 22-7
2-3-1925 H L 19-20
2-9-1927 H W 46-31
1-30-1928 H W 36-21
2-8-1929 H W 51-18
1-28-1930 H W 55-16
1-29-1937 H L 21-25
12-9-1937 H W 51-27

Houston 0-1
(A - 0-1)

12-28-1971 A L 73-106

Houston Baptist 1-0
(H - 1-0)

12-18-2017 H W 107-62

Howard 1-0
(H - 1-0)

12-3-1999 H W 75-45

Idaho 1-0
(H - 1-0)

11-16-2008 H W 100-62

Idaho State 1-0
(H - 1-0)

12-30-1995 H W 68-55

Illinois 61-59
(H - 38-20; A - 20-38; N - 3-1)

3-5-1951 H L 43-49
2-11-1952 A L 62-84
2-19-1953 H L 64-76
3-2-1953 A L 53-66
1-9-1954 H W 60-59
2-14-1955 A L 72-90
1-2-1956 A L 65-73
2-18-1956 H L 76-96
2-9-1957 H W 70-64
2-18-1957 A W 89-83
2-15-1958 H W 69-56
1-10-1959 A W 97-96
1-16-1960 A L 88-96
2-8-1960 H W 78-77
1-30-1961 A L 92-93
2-20-1961 H W 90-80
1-13-1962 H L 65-66
2-9-1963 A L 86-91
1-4-1964 A L 66-87
2-17-1964 H W 85-82
2-20-1965 H L 94-113
3-9-1965 A L 89-121
2-22-1966 H W 68-66
1-7-1967 A W 76-74
1-6-1968 A L 56-66
3-9-1968 H W 62-59
2-15-1969 H W 75-70
3-4-1969 A L 57-71
12-29-1969 N L 77-86
2-24-1970 H L 67-74
3-7-1970 A W 81-76
1-9-1971 A L 61-89
1-16-1971 H L 67-69
2-8-1972 H W 89-79
2-24-1973 A L 71-81
1-14-1974 A W 90-82
1-28-1974 H W 93-82
2-1-1975 A W 75-60
3-1-1975 H W 96-82
1-24-1976 A W 74-63
2-21-1976 H W 69-59
1-20-1977 H W 67-58
3-5-1977 A W 62-61
2-25-1978 H W 89-67
1-11-1979 A L 55-57
2-24-1979 H W 76-62
1-26-1980 A L 65-74
2-2-1980 H W 68-59
1-29-1981 H L 70-71
2-21-1981 A L 62-82
1-16-1982 A L 51-55
2-25-1982 H W 56-47
1-27-1983 H L 71-78
2-19-1983 A L 61-69
1-26-1984 A L 40-46
2-19-1984 H L 53-70
1-12-1985 A L 63-75
2-7-1985 H W 64-56
1-12-1986 H W 58-51
2-6-1986 A W 84-80

1-5-1987 A L 72-79
3-7-1987 H L 64-77
1-9-1988 A L 62-77
2-13-1988 H L 65-83
1-7-1989 A L 54-71
2-16-1989 H L 56-75
1-18-1990 A L 64-73
2-17-1990 H W 70-63
1-17-1991 A W 71-68
2-16-1991 H W 62-58
1-11-1992 H W 77-75
3-7-1992 A L 71-80
1-9-1993 H L 39-52
2-10-1993 A L 80-83
1-8-1994 H W 79-74
2-9-1994 A L 64-72
1-28-1995 A W 75-67
2-15-1995 H W 68-58
1-6-1996 A W 68-58
3-6-1996 H W 77-67
1-22-1997 H L 63-66
2-15-1997 A L 68-79
1-17-1998 H W 68-64
2-12-1998 A L 63-84
1-16-1999 A W 51-49
2-11-1999 H W 61-44
3-7-1999 N W 67-50
1-30-2000 H W 91-66
3-12-2000 N W 76-61
2-6-2001 A L 66-77
2-3-2002 A W 67-61
2-12-2002 H L 61-63
2-2-2003 H W 68-65
2-18-2003 A L 40-70
2-10-2004 A L 51-75
2-1-2005 H L 68-81
1-5-2006 A L 50-60
3-4-2006 H L 68-75
3-10-2006 N W 61-56
1-14-2007 H W 63-57
1-30-2007 A L 50-57
1-30-2008 H W 51-41
3-6-2008 A W 59-51
1-17-2009 H W 63-57
3-1-2009 A W 74-66
1-16-2010 H W 73-63
2-6-2010 A L 73-78
1-18-2011 A L 62-71
2-19-2011 H W 61-57
1-31-2012 A L 41-42
1-31-2013 H W 80-75
1-18-2014 A W 78-62
3-1-2014 H L 46-53
2-7-2015 H L 54-59
2-22-2015 A W 60-53
1-7-2016 H W 79-54
3-1-2017 A L 70-73
1-22-2018 A W 87-74
2-20-2018 H W 81-61

Illinois Athletic Club 1-3
(H - 1-1; A - 0-2)

1-15-1915 H L 21-22
1-22-1916 A L 18-50
1-26-1917 H W 39-27
2-15-1917 A L 23-43

Illinois-Chicago 12-3
(H - 10-0, A - 2-3)

2-3-1983 H W 99-82
12-22-1984 A W 81-60
12-21-1985 H W 99-74
12-16-1986 A L 65-74
12-15-1987 H W 78-64
12-13-1988 H W 96-74
12-12-1989 A L 57-65
12-17-1991 H W 75-51
12-15-1992 H W 79-75
12-14-1993 H W 90-77

11-30-1994 A W 92-78
12-5-1996 H W 90-60
11-21-1997 A L 58-70
12-13-1998 H W 77-33
12-2-2000 H W 97-53

Indiana 55-68
(H - 38-22; A - 15-45; N - 1-1)

1-16-1920 H L 19-20
12-31-1928 H L 33-37
12-23-1947 H W 64-60
12-6-1948 A L 36-48
12-10-1949 H L 58-73
1-2-1950 A L 50-60
1-13-1951 H L 37-47
3-3-1952 A L 67-70
1-5-1953 H L 62-69
2-14-1953 A L 50-65
2-6-1954 A L 74-79
2-20-1954 H L 61-63
1-17-1955 A L 79-88
2-28-1955 H W 93-77
1-16-1956 A L 70-79
3-2-1957 H W 76-61
2-8-1958 A L 79-82
3-8-1958 H L 72-75
1-3-1959 H W 79-77
2-28-1959 A W 86-82
3-5-1960 H L 80-86
1-9-1961 A L 55-79
1-6-1962 A L 71-76
2-24-1962 H W 97-85
1-5-1963 H L 84-96
2-23-1963 A L 94-113
1-11-1964 H W 107-103
2-8-1965 A L 94-112
3-6-1966 H W 69-63
2-6-1967 A L 76-86
2-13-1967 H W 86-77
2-20-1968 H W 75-70
2-1-1969 A L 76-79
1-3-1970 A W 85-84
2-21-1970 H W 78-66
2-9-1971 H L 70-71
1-16-1971 A L 76-90
1-29-1972 H W 83-73
2-5-1972 A L 69-83
1-22-1973 H L 89-97
2-19-1973 A L 65-75
2-25-1974 A L 85-91
1-4-1975 H L 55-107
3-8-1975 A L 79-94
1-12-1976 H L 57-69
2-9-1976 A L 70-85
1-17-1977 A W 61-60
2-5-1977 H L 79-81
1-30-1978 A L 66-71
2-4-1978 H W 68-59
12-30-1978 N W 74-57
1-18-1979 H W 82-58
2-15-1979 A W 59-47
1-12-1980 A L 64-72
2-21-1980 H L 72-75
1-8-1981 A L 43-55
3-7-1981 H L 48-69
1-7-1982 H W 65-58
3-6-1982 A L 58-74
1-20-1983 A L 85-89
2-26-1983 H W 62-54
1-19-1984 H L 62-70 ot
2-16-1984 A W 57-54
1-5-1985 H W 68-61
3-7-1985 A W 68-58
1-5-1986 A W 77-74
3-5-1986 H L 79-97
1-8-1987 H L 60-79
2-4-1987 A L 80-84
1-16-1988 H W 75-74 ot





ALL-TIME RECORD VS. OPPONENTS

2-18-1988	A	L	58-95
1-21-1989	A	L	60-75
2-23-1989	H	L	65-76
1-24-1990	A	W	75-57
2-25-1990	H	W	72-66
1-26-1991	A	L	63-97
2-28-1991	H	L	56-62
2-1-1992	H	W	76-60
2-19-1992	A	L	73-103
3-10-1993	A	L	68-99
3-9-1994	H	W	94-78
1-11-1995	A	L	82-89
3-5-1995	H	W	67-61
1-4-1996	H	W	65-60
3-10-1996	A	L	53-57
1-2-1997	A	L	65-77
3-8-1997	H	W	63-60
1-28-1998	H	W	84-66
1-24-1999	A	W	73-59
1-11-2000	H	W	77-71 ot
2-26-2000	A	L	79-81 ot
1-7-2001	A	L	58-59
2-20-2001	H	W	66-57
1-8-2002	A	L	65-83
2-24-2002	H	W	57-54
3-9-2002	N	L	56-67
1-28-2003	H	W	61-54
2-8-2003	A	W	67-62 ot
1-31-2004	H	W	84-72
2-27-2005	A	L	74-78 ot
1-11-2006	H	W	87-73
2-26-2006	A	L	71-78
1-7-2007	A	L	51-73
2-24-2007	H	W	66-58
2-16-2008	A	L	61-80
3-2-2008	H	W	103-74
2-7-2009	H	W	75-47
3-3-2009	A	W	64-59
2-16-2010	A	W	72-58
1-30-2011	H	W	84-83 ot
12-28-2011	H	W	80-65
2-28-2012	A	L	55-70
1-27-2013	A	L	70-75
2-19-2013	H	L	68-72
1-4-2014	A	W	73-56
1-21-2014	H	W	71-66
1-5-2015	H	W	70-50
3-7-2015	A	W	74-72
2-14-2016	H	W	88-69
1-21-2017	A	L	75-82
1-19-2018	H	W	85-57
2-3-2018	A	W	63-60

IPFW 6-0 (H - 5-0; A - 1-0)

11-30-2001	H	W	81-68
11-27-2005	H	W	84-73
12-6-2006	H	W	80-43
12-15-2007	H	W	79-57
11-19-2008	A	W	70-59
12-19-2009	H	W	80-58

Indiana State 1-0 (N - 1-0)

3-26-79	N	W	75-64
---------	---	---	-------

Iowa 73-55 (H - 44-18; A - 25-35; N - 4-2)

12-22-1937	H	W	52-37
12-23-1940	H	L	34-40
12-30-1944	A	L	29-66
12-18-1948	H	W	49-43
12-5-1949	A	L	53-73
1-15-1951	A	L	42-46
3-3-1951	H	L	52-65
1-5-1952	H	L	60-61
2-25-1952	A	L	52-64
1-10-1953	H	W	68-61
2-9-1953	A	W	60-48

1-4-1954	A	L	63-73
2-27-1954	H	L	48-60
1-10-1955	A	L	81-94
2-19-1955	H	L	69-78
1-7-1956	A	W	65-64
2-16-1957	H	W	77-67
2-10-1958	H	W	90-84
3-1-1958	A	W	83-65
1-5-1959	A	L	68-80
3-7-1959	H	W	84-74
1-11-1960	A	L	79-92
1-23-1960	H	W	90-80
1-14-1961	A	L	72-86
3-6-1961	H	W	74-64
2-19-1962	A	L	51-59
1-23-1963	H	L	59-60
2-15-1964	H	W	107-82
2-22-1964	A	W	107-89
1-9-1965	H	L	78-85
1-16-1965	A	L	68-111
1-22-1966	A	L	76-90
1-14-1967	H	W	79-70
1-23-1968	H	L	71-76
2-27-1968	A	L	58-76
1-14-1969	A	L	76-77
2-18-1969	H	W	78-60
2-14-1970	A	L	77-103
1-12-1971	H	W	84-81
2-12-1972	A	W	100-91
2-26-1972	H	L	98-102
1-15-1973	A	W	76-74
2-3-1973	H	W	94-89
1-21-1974	H	W	95-86
1-20-1975	A	L	79-83
2-17-1975	H	W	90-78
1-5-1976	H	W	105-88
3-1-1976	A	W	93-88
2-7-1977	A	L	79-87
2-19-1977	H	W	81-79
1-21-1978	H	W	68-58
2-9-1978	A	W	71-70
1-20-1979	H	W	83-72 ot
2-8-1979	A	W	60-57
1-19-1980	H	W	75-67
2-7-1980	A	L	39-44 ot
1-10-1981	A	L	57-65
3-5-1981	H	W	71-70 ot
1-28-1982	H	L	56-57
2-18-1982	A	L	53-59
1-5-1983	A	W	61-59
3-12-1983	H	L	57-75
1-4-1984	H	W	73-72
3-11-1984	A	W	51-44
1-17-1985	H	L	65-79
2-16-1985	A	W	57-55
1-16-1986	A	L	71-82
2-13-1986	H	W	83-73
1-29-1987	H	L	75-89
2-26-1987	A	L	64-93
2-6-1988	A	L	72-101
3-3-1988	H	L	87-103
1-5-1989	H	L	82-93
3-2-1989	A	W	83-81
1-13-1990	H	W	87-80
2-12-1990	A	W	80-70
1-5-1991	A	L	66-79
2-7-1991	H	L	67-71
2-6-1992	A	L	63-77
3-15-1992	H	W	64-53
1-28-1993	H	L	90-96 ot
2-27-1993	A	L	64-66
1-29-1994	H	W	87-84
3-2-1994	A	W	80-72
1-7-1995	H	W	69-68
3-8-1995	A	L	78-79
2-10-1996	H	W	62-60
2-21-1996	A	L	47-83
2-12-1997	H	W	69-67
1-21-1998	A	W	78-57

2-7-1998	H	W	75-64
1-21-1999	H	W	80-65
2-6-1999	A	W	95-81
1-8-2000	A	W	75-53
3-10-2000	N	W	75-65
2-18-2001	H	W	94-70
1-22-2002	A	L	71-75
3-2-2002	H	W	93-79
1-11-2003	A	L	64-68
3-5-2003	H	W	82-54
2-4-2004	H	W	89-72
2-5-2005	A	W	75-64
3-11-2005	N	L	69-71
1-21-2006	H	W	85-55
2-14-2006	A	L	54-66
3-11-2006	N	L	48-53
1-4-2007	A	L	60-62
2-17-2007	H	W	81-49
1-12-2008	A	L	36-43
2-23-2008	H	W	66-52
1-29-2009	A	W	71-56
2-25-2009	H	W	62-54
1-9-2010	A	W	71-53
1-20-2010	H	W	70-63
2-2-2011	A	L	52-72
3-2-2011	H	W	85-66
3-10-2011	N	W	66-61
1-10-2012	H	W	95-61
3-9-2012	N	W	92-75
1-10-2013	A	W	62-59
3-15-2013	N	W	59-56
1-28-2014	A	W	71-69 ot
3-6-2014	H	W	86-76
1-8-2015	A	W	75-61
12-29-2015	A	L	70-83
1-14-2016	H	L	59-76
2-11-2017	H	W	77-66
2-6-2018	A	W	96-93

Iowa State 4-2 (H - 2-1; A - 1-1; N - 1-0)

12-1-1956	H	L	53-60
12-23-1957	A	W	57-51
12-22-1960	H	W	92-81
12-14-1985	A	L	80-82 ot
12-13-1986	H	W	86-85
3-25-2000	N	W	75-64

Ishpeming Amer. Leg. ... 0-1 (A - 0-1)

3-24-1920	A	L	24-37
-----------	---	---	-------

Jackson YMCA 6-0 (H - 3-0; A - 3-0)

2-4-1905	H	W	47-12
1-25-1907	A	W	43-30
2-7-1908	H	W	42-29
2-21-1908	A	W	37-35
1-7-1910	H	W	51-18
1-25-1910	A	W	27-18

Jacksonville 1-1 (H - 1-0; A - 0-1)

12-30-1976	A	L	63-65
12-1-2007	H	W	80-51

Jacksonville State 1-0 (H - 1-0)

12-28-2002	H	W	76-52
------------	---	---	-------

John Carroll 1-1 (H - 1-0; A - 0-1)

1-18-1924	H	W	24-17
3-6-1925	A	L	14-30

Kalamazoo 18-2 (H - 17-2; A - 1-0)

1-29-1916	H	W	34-27
1-15-1919	H	W	42-20
1-10-1920	A	W	39-21

1-21-1920	H	W	34-15
1-11-1921	H	W	30-18
1-21-1922	H	L	28-39
2-3-1923	H	L	22-24
2-11-1928	H	W	36-24
1-26-1929	H	W	30-22
2-7-1930	H	W	33-12
1-23-1931	H	W	46-10
2-6-1932	H	W	17-9
2-4-1933	H	W	29-12
12-5-1934	H	W	30-25
1-8-1936	H	W	32-14
1-6-1937	H	W	39-18
12-7-1938	H	W	36-26
12-4-1939	H	W	42-22
12-2-1940	H	W	48-29
2-19-1945	H	W	81-26

Kansas 7-6 (H - 3-0; A - 0-3; N - 4-3)

12-16-1960	A	L	69-93
12-8-1962	H	W	81-62
2-4-1979	H	W	85-61
12-5-1981	A	L	56-74
3-21-1986	N	L	86-96 ot
12-7-1999	N	W	66-54
11-25-2003	A	L	74-81
1-10-2009	H	W	75-62
3-27-2009	N	W	67-62
11-13-2012	N	W	67-64
11-30-2014	N	L	56-61
11-17-2015	N	W	79-73
3-19-2017	N	L	70-90

Kansas State 5-2 (H - 2-1; A - 2-1; N - 1-0)

12-20-1952	H	W	80-63
1-5-1954	A	W	78-63
12-17-1960	A	L	82-104
12-1-1962	H	L	56-66
11-27-1989	N	W	73-68
12-16-1995	A	W	67-54
12-21-1996	H	W	75-43

Kent State 2-0 (H - 1-0; N - 1-0)

3-16-1989	N	W	83-69
12-27-1996	H	W	83-64

Kentucky 11-13 (H - 5-3; A - 3-7; N - 3-3)

2-13-1935	H	W	32-26
1-21-1936	A	L	19-27
1-2-1937	A	L	21-28
1-14-1937	H	W	24-23
1-8-1938	H	W	43-38
2-7-1938	A	L	27-44
1-13-1945	A	L	35-66
2-5-1945	H	W	66-50
1-12-1946	H	L	44-55
2-2-1946	A	L	51-59
1-27-1947	A	L	36-86
1-10-1948	H	L	45-47
3-16-1957	A	W	80-68
12-13-1971	A	W	91-85
12-2-1972	H	L	66-75
3-18-1978	N	L	49-52
3-21-1999	N	W	73-66
12-23-1999	A	L	58-60
12-16-2000	H	W	46-45
12-14-2002	A	W	71-67
12-13-2003	N	L	74-79
3-27-2005	N	W	94-88 ot

ALL-TIME RECORD VS. OPPONENTS

2-4-1911	A	L	26-28
1-22-1914	A	W	30-24
2-9-1923	H	W	26-18
3-8-1924	H	W	29-19
1-21-1927	A	W	39-30
3-1-1929	H	W	49-16

Lk. Linden Amer. Leg. ... 1-0

(A - 1-0)

3-26-1920	A	W	60-24
-----------	---	---	-------

Lamar 3-0

(H - 1-0; A - 1-0; N - 1-0)

3-11-1979	A	W	95-64
11-25-1991	N	W	81-68
12-1-2001	H	W	80-71

Lehigh 1-0

(H - 1-0)

12-22-2011	H	W	90-81
------------	---	---	-------

Lombard 0-2

(H - 0-1; A - 0-1)

2-6-1922	A	L	14-26
2-1-1924	H	L	12-13

Long Beach State 4-1

(H - 3-0; A - 1-0; N - 0-1)

12-21-1974	N	L	62-74
12-6-1979	H	W	87-73
12-4-1980	A	W	71-60
12-30-1994	H	W	70-60
12-21-2017	H	W	102-60

LIU Brooklyn 2-2

(H - 0-1; A - 1-1; N - 1-0)

1-26-1940	A	L	25-34
1-4-1941	A	W	31-26
1-19-1941	H	L	23-24
3-16-2012	N	W	89-67

Louisiana 1-0

(H - 1-0)

11-25-2012	H	W	63-60
------------	---	---	-------

Louisiana-Monroe 2-0

(H - 2-0)

11-13-1998	H	W	89-58
11-14-2007	H	W	83-65

* Known as NE Louisiana in 1998

Louisiana State 1-0

(A - 1-0)

3-16-1979	A	W	87-71
-----------	---	---	-------

Louisiana Tech 1-0

(H - 1-0)

12-29-1990	H	W	77-62
------------	---	---	-------

Louisville 5-5

(H - 2-0; A - 0-2; N - 2-3)

3-14-1959	N	L	81-88
12-5-1992	N	L	69-73
12-4-1993	A	L	68-77
12-3-1994	H	W	85-71
12-2-1995	A	L	59-79
1-22-1999	H	W	69-57
3-29-2009	N	W	64-52
3-22-2012	N	L	44-57
3-29-2015	N	W	76-70 ot
12-2-2015	H	W	71-67

Loyola (Chicago) 10-2

(H - 6-0; A - 4-2)

1-20-1928	A	L	21-23
2-14-1931	H	W	24-16
2-3-1934	H	W	36-15
2-24-1934	A	W	22-20
12-24-1934	A	W	26-19

1-10-1936	H	W	32-20
1-2-1939	A	L	44-46
1-1-1940	A	W	30-22
12-9-2000	A	W	103-71
12-17-2002	H	W	80-54
12-8-2012	H	W	73-61
11-21-2014	H	W	87-52

Loyola, La. 1-1

(H - 1-0; A - 0-1)

12-22-1964	H	W	94-70
12-20-1966	A	L	70-74

Loyola, Md. 1-0

(H - 1-0)

12-30-2006	H	W	74-61
------------	---	---	-------

Loyola Marymount 2-0

(N - 2-0)

12-29-1979	N	W	82-65
12-12-1992	N	W	73-70

Maine 2-1

(H - 2-0; A - 0-1)

11-26-1985	H	W	89-58
12-4-1986	A	L	81-84
12-2-1987	H	W	87-44

Marietta 1-0

(H - 1-0)

3-8-1917	H	W	30-20
----------	---	---	-------

Marquette 32-23

(H - 20-9; A - 9-14; N - 3-0)

2-17-1922	H	L	19-26
2-11-1926	H	L	25-29
1-6-1927	H	W	35-32
1-22-1927	A	L	12-24
1-21-1928	A	L	18-21
2-25-1928	H	W	30-25
1-11-1929	H	W	29-19
3-4-1929	A	W	26-15
1-31-1930	H	W	24-17
3-1-1930	A	L	14-21
1-9-1931	H	W	19-16
2-28-1931	A	W	24-21
2-15-1932	H	W	25-23
2-25-1932	A	L	18-43
1-12-1933	H	L	28-32
2-25-1933	A	L	21-28
1-18-1934	H	L	24-26
2-23-1934	A	L	16-40
1-17-1935	H	W	30-29
2-18-1935	A	L	17-20
1-17-1936	H	L	20-21
1-18-1936	H	W	35-31
2-22-1936	A	W	29-28
1-16-1937	H	L	25-32
2-20-1937	A	L	26-31
1-22-1938	H	L	24-41
2-19-1938	A	L	26-40
2-13-1939	H	W	35-29
2-20-1939	A	L	36-38
1-15-1940	H	W	48-19
2-24-1940	A	W	21-17
1-10-1941	H	W	25-18
2-22-1941	A	W	37-36
1-16-1942	H	W	51-40
3-21-1942	A	W	47-45
1-11-1943	A	L	32-41
2-15-1943	H	L	36-47
1-6-1947	H	W	53-51
2-3-1947	A	W	56-55
1-13-1948	H	W	57-54
2-14-1948	H	W	53-48
1-7-1949	H	L	48-68
2-5-1949	A	L	42-59
1-13-1950	H	W	81-64
2-25-1950	A	L	58-75

12-19-1950	H	W	74-42
12-15-1951	A	W	53-47
12-6-1952	H	W	62-51
12-17-1953	H	W	65-60
12-1-1954	H	W	91-72
2-8-1956	A	L	81-90
12-22-1956	H	W	92-65
3-13-1959	N	W	74-69
3-15-2007	N	W	61-49
11-28-2014	N	W	79-68

Marshall 1-0

(H - 1-0)

12-19-1981	H	W	101-82
------------	---	---	--------

Maryland 8-5

(H - 2-1; A - 2-2; N - 4-2)

12-29-1955	A	W	95-75
3-28-2003	N	W	60-58
11-17-2006	N	L	60-62
11-27-2008	N	L	62-80
3-21-2010	N	W	85-83
12-30-2014	H	L	66-68 2ot
1-17-2015	A	L	59-75
3-14-2015	N	W	62-58
1-23-2016	H	W	74-65
3-12-2016	N	W	64-61
3-4-2017	A	L	60-63
1-4-2018	H	W	91-61
1-28-2018	A	W	74-68

Maryland Eastern Shore . 1-0

(H - 1-0)

12-9-2015	H	W	78-35
-----------	---	---	-------

Massachusetts 2-0

(N - 2-0)

12-27-1985	N	W	93-45
11-28-2009	N	W	106-68

McNeese State 1-0

(H - 1-0)

11-8-2013	H	W	98-56
-----------	---	---	-------

Meiji Univ. (Japan) 1-0

(N - 1-0)

1-28-1933	H	W	63-15
-----------	---	---	-------

Memphis 1-2

(N - 1-2)

12-30-1967	N	L	57-73
3-28-2008	N	L	74-92
3-23-2013	N	W	70-48

Mercer (Ga.) 0-1

(A - 0-1)

1-1-1926	H	L	33-37
----------	---	---	-------

Mercury A.C. (Chi.) 0-1

(A - 0-1)

2-12-1915	A	L	20-25
-----------	---	---	-------

Miami (Fla.) 1-1

(A - 0-1; N - 1-0)

11-28-2012	A	L	59-67
3-17-2017	N	W	78-58

Miami (Ohio) 1-0

(H - 1-0)

12-3-1966	H	W	63-51
-----------	---	---	-------

Michigan 81-100

(H - 49-38; A - 31-61; N - 1-1)

1-9-1909	A	W	24-16
2-20-1909	H	W	45-23
1-11-1918	A	L	13-17
3-2-1918	H	L	25-33
2-15-1919	H	L	17-19
2-28-1919	A	W	33-24

1-30-1920	A	W	23-13
2-28-1920	H	W	34-27
2-5-1921	A	L	24-37
2-22-1921	H	L	10-17
1-6-1922	A	L	26-27
2-22-1922	H	L	17-19
1-3-1923	A	L	11-33
1-20-1923	H	L	13-29
1-11-1924	A	L	19-23
2-6-1924	H	L	20-31
12-13-1924	A	L	10-26
1-16-1926	A	L	15-38
12-11-1926	A	L	13-34
12-10-1927	A	L	23-43
12-7-1928	A	W	31-24
2-15-1930	H	W	27-26
12-13-1930	A	L	22-32
12-21-1931	A	L	5-27
2-13-1932	H	W	14-13
12-10-1932	A	W	20-17
2-11-1933	H	L	16-28
12-9-1933	A	W	26-25
12-10-1934	H	W	33-26
12-15-1934	A	L	25-31
2-9-1935	H	W	30-28
12-14-1935	A	L	24-35
2-15-1936	H	L	23-41
12-12-1936	A	L	21-34
2-13-1937	H	L	31-38
12-11-1937	A	L	40-43
2-12-1938	H	W	41-35
12-10-1938	A	L	34-41
2-11-1939	H	L	25-30
12-9-1939	A	L	27-33
1-20-1940	H	L	27-32
2-7-1940	A	L	14-42
2-12-1941	H	W	35-32
12-13-1941	A	L	20-37
2-11-1942	H	W	57-34
2-7-1942	A	L	31-36
1-4-1943	H	L	26-29
12-1-1945	A	L	39-47
1-7-1946	H	W	49-36
12-7-1946	A	L	29-51
3-1-1947	H	L	47-59
12-18-1947	H	W	43-38
3-6-1948	A	L	28-69
12-4-1948	A	L	33-66
1-31-1949	H	L	38-49
12-3-1949	H	L	49-52
2-20-1950	A	L	53-70
1-20-1951	A	W	49-36
2-17-1951	H	W	43-32
1-19-1952	A	L	36-50
3-1-1952	H	W	80-59
1-17-1953	A	W	66-64
3-7-1953	H	W	55-52
1-16-1954	A	L	62-64
3-6-1954	H	W	76-61
1-15-1955	H	W	84-82
3-5-1955	A	W	83-68
2-6-1956	H	W	86-76
3-5-1956	A	W	76-75
1-7-1957	H	L	69-70
3-4-1957	A	L	72-81
2-17-1958	A	W	79-69
2-14-1959	H	W	103-91
1-9-1960	H	W	89-58
2-27-1960	A	L	65-72
1-16-1961	H	W	81-69
2-13-1961	A	L	67-78
12-20-1962	A	W	80-74
2-2-1963	H	L	71-72
1-25-1964	H	L	77-91
2-1-1964	A	L	79-95
1-26-1965	H	L	98-103 ot
2-13-1965	A	L	83-98
3-7-1966	H	W	86-77
1-21-1967	A	L	59-81





ALL-TIME RECORD VS. OPPONENTS

Nebraska 15-9

(H - 8-3; A - 5-6; N - 2-0)		
2-13-1920	A	L 28-43
2-14-1920	A	L 20-29
12-27-1956	N	W 79-65
12-20-1958	H	W 80-55
12-17-1959	A	W 82-80
12-20-1967	H	W 74-70
12-16-1968	A	L 59-73
12-29-1983	N	W 58-45
11-30-1988	A	W 77-75
11-29-1989	H	W 80-69
11-28-1990	A	L 69-71
12-4-1991	H	W 101-78
12-18-1993	H	L 81-85
12-10-1994	A	L 91-96 ot
12-31-2011	A	W 68-55
2-25-2012	H	W 62-34
1-13-2013	H	W 66-56
2-16-2013	A	W 73-64
2-16-2014	H	L 51-60
1-24-2015	A	L 77-79
1-20-2016	H	L 71-72
2-2-2017	A	W 72-61
2-23-2017	H	W 88-72
2-31-2017	H	W 86-57

Nebraska Omaha 1-0

(H - 1-0)		
12-4-2011	H	W 110-68

Nevada 0-1

(N - 0-1)		
3-18-2004	N	L 66-72

Nevada-Las Vegas 0-1

(N - 0-1)		
12-15-1990	N	L 75-95

New Hampshire 2-0

(H - 1-0; N - 1-0)		
12-30-1977	N	W 102-65
12-29-1992	H	W 81-51

New Mexico 2-0

(A - 2-0)		
12-18-1970	A	W 73-69
12-28-1985	A	W 76-61

New Mexico State 1-0

(N - 1-0)		
3-19-2010	N	W 70-67

New Orleans 1-0

(H - 1-0)		
12-28-2013	N	W 101-48

Nicholls State 3-0

(H - 3-0)		
12-9-2001	H	W 92-38
11-27-2004	H	W 102-52
12-1-2012	H	W 84-39

North Carolina 4-12

(H - 1-2; A - 1-2; N - 2-8)		
3-22-1957	N	L 70-74 3ot
12-30-1958	N	W 75-58
12-6-1976	H	L 58-81
12-16-1978	A	L 69-70
11-21-1995	N	L 70-92
3-19-1998	N	L 58-73
12-1-1999	A	W 86-76
11-29-2000	H	W 77-64
4-2-2005	N	L 71-87
3-17-2007	N	L 67-81
12-3-2008	N	L 63-98
4-6-2009	N	L 72-89
12-1-2009	A	L 82-89
11-11-2011	N	L 55-67
12-4-2013	H	L 65-79
11-26-2017	N	W 63-45

UNC Asheville 4-0

(H - 4-0)		
12-30-1998	H	W 64-39
12-17-2001	H	W 76-56
11-22-2002	H	W 66-52
12-29-2004	H	W 92-63

North Carolina State 2-5

(H - 2-0; A - 0-3; N - 0-2)		
12-31-1958	A	L 61-70
12-20-1975	A	L 75-95
12-20-1976	H	W 78-60
12-28-1981	N	L 46-67
12-11-1982	A	L 41-45
3-15-2002	N	L 58-69
11-28-2007	H	W 81-58

North Florida 2-0

(H - 2-0)		
12-17-2013	H	W 78-48
11-10-2017	H	W 98-66

Northeastern 1-1

(H - 0-1; A - 1-0)		
12-19-2015	A	W 78-58
12-18-2016	H	L 73-81

Northern Illinois 0-1

(H - 0-1)		
12-1-1970	H	L 75-76

Northern Iowa 1-0

(N - 1-0)		
3-26-2010	N	W 59-52

Northern Michigan 7-1

(H - 5-1; A - 2-0)		
3-23-1920	A	W 43-13
2-4-1961	H	L 71-79
12-2-1961	H	W 75-59
11-30-1963	H	W 109-86
12-3-1964	H	W 82-76
12-12-1973	H	W 91-63
12-16-1974	H	W 91-59
12-16-1975	H	W 81-65

Northwestern 90-38

(H - 50-8; A - 36-30; N - 4-0)		
2-6-1918	A	L 16-19
12-22-1924	A	L 17-26
12-21-1925	A	L 13-42
12-20-1926	A	L 22-34
12-22-1934	A	L 26-39
12-21-1935	A	L 25-29
1-23-1937	A	L 29-44
12-23-1949	A	L 46-68
1-6-1951	A	W 67-62
2-12-1951	H	W 52-48
1-7-1952	H	W 82-49
2-2-1952	A	L 76-86
12-27-1952	A	W 52-47
1-24-1953	H	W 76-63
2-1-1954	H	W 65-62
2-22-1954	A	L 71-80
2-12-1955	A	L 54-56
2-21-1955	H	W 71-69
2-20-1956	H	W 96-93
2-2-1957	A	W 77-63
1-18-1958	A	W 83-78
1-25-1958	H	W 74-60
1-31-1959	H	W 81-72
2-16-1959	A	W 71-68
2-22-1960	A	L 69-71
1-21-1961	H	L 62-77
1-27-1962	H	L 70-71
2-26-1962	A	L 64-71
1-19-1963	H	W 80-68
3-9-1963	A	L 83-100
2-8-1964	A	L 86-93

2-29-1964	H	W 107-97
1-23-1965	H	L 75-76
1-30-1965	A	L 75-77
1-29-1966	A	W 77-68
3-11-1967	H	W 79-66
1-20-1968	H	W 75-62
2-17-1968	A	L 61-69
1-4-1969	H	L 71-85
1-18-1969	A	W 89-75
1-10-1970	H	W 98-93
3-13-1971	A	L 67-85
1-18-1972	A	L 69-76 ot
3-11-1972	H	W 57-54
1-6-1973	H	W 90-77
3-3-1973	A	W 86-72
2-23-1974	H	W 73-70
1-27-1975	H	W 54-50
2-24-1975	A	L 66-67
1-8-1976	A	L 89-105
2-2-1976	H	W 91-71
1-8-1977	H	L 68-70
1-27-1977	A	L 58-66
1-14-1978	A	W 67-63
2-23-1978	H	W 66-56
1-27-1979	A	L 65-83
3-3-1979	H	W 61-50
1-10-1980	A	L 61-65
2-23-1980	H	L 73-75 3ot
1-17-1981	H	W 84-70
2-26-1981	A	W 74-61
1-30-1982	H	W 64-61
2-6-1982	A	L 43-48
1-8-1983	A	L 51-62
3-9-1983	H	W 63-58
1-7-1984	H	L 69-76
3-8-1984	A	W 63-55
2-2-1985	A	W 68-54
2-27-1985	H	W 61-47
2-1-1986	H	W 97-69
2-27-1986	A	W 82-48
1-26-1987	A	L 65-67
2-19-1987	H	W 96-71
2-4-1988	A	W 65-64
3-10-1988	H	W 55-53
1-11-1989	A	W 64-62
2-25-1989	H	W 80-65
1-20-1990	H	W 91-80
3-8-1990	A	W 84-68
1-12-1991	H	W 66-59
2-14-1991	A	W 55-53
1-15-1992	H	W 78-61
3-5-1992	A	W 72-55
1-16-1993	A	W 80-75
2-17-1993	H	W 81-55
1-15-1994	H	W 67-46
2-17-1994	A	W 60-55
1-18-1995	H	W 93-56
2-25-1995	A	W 83-60
1-24-1996	H	W 68-54
2-17-1996	A	W 75-57
1-18-1997	H	W 75-62
2-19-1997	A	L 58-70
1-31-1998	A	W 72-66 ot
1-30-1999	H	W 65-48
3-5-1999	N	W 61-59
1-22-2000	H	W 69-45
1-27-2000	A	W 59-29
1-10-2001	H	W 84-53
1-24-2001	A	W 74-58
2-6-2002	A	L 49-61
2-15-2003	H	W 64-51
1-21-2004	A	W 73-61
2-21-2004	H	W 66-56
3-12-2004	N	W 68-55
1-8-2005	H	W 87-58
3-2-2005	A	W 69-58
2-4-2006	A	W 77-66
1-10-2007	H	W 66-45
3-8-2007	N	W 62-57

1-24-2008	A	W 78-62
2-9-2008	H	W 70-55
1-3-2009	A	W 77-66
1-21-2009	H	L 63-70
1-2-2010	A	W 91-70
1-30-2010	H	W 79-70
1-3-2011	A	W 65-62
1-15-2011	H	W 71-67 ot
1-14-2012	A	L 74-81
3-10-2013	H	W 71-61
1-15-2014	A	W 54-40
2-13-2014	H	W 85-70
3-14-2014	N	W 67-51
1-11-2015	H	W 84-77 ot
2-10-2015	A	W 68-44
1-28-2016	A	W 76-45
12-30-2016	H	W 61-52
2-17-2018	A	W 65-60

Northwestern College 1-8

(H - 1-3; A - 0-5)		
1-13-1912	A	L 19-25
2-6-1913	H	L 21-23
1-23-1914	A	L 24-44
2-6-1915	H	L 17-28
2-11-1915	A	L 22-41
1-20-1916	A	L 17-29
3-3-1916	H	L 21-28
2-16-1917	A	L 16-26
3-2-1917	H	W 28-14

Notre Dame 36-60

(H - 24-24; A - 10-36; N - 2-0)		
1-31-1908	H	W 33-20
2-1-1908	H	L 16-23
2-25-1908	A	L 20-39
1-23-1909	A	L 10-26
2-8-1909	H	L 18-22
1-29-1910	A	W 28-21
2-19-1910	H	W 43-23
2-13-1913	H	W 40-7
1-24-1914	A	L 18-27
2-4-1914	H	W 45-22
2-2-1915	H	W 14-13
2-13-1915	A	L 19-24
1-19-1916	A	L 18-19
2-2-1916	H	L 23-24
1-27-1917	H	W 31-25
2-17-1917	A	L 19-33
2-1-1918	H	W 27-12
2-7-1918	A	L 23-25
2-1-1919	H	W 32-28
2-22-1919	H	L 16-17
1-24-1920	H	W 23-20
2-9-1920	A	L 23-30
1-22-1921	A	L 23-36
2-1-1921	H	W 37-25
1-31-1922	A	L 22-31
2-16-1922	H	W 30-24
12-9-1922	H	L 15-40
2-28-1923	A	W 22-21
1-25-1924	A	L 18-35
2-29-1924	A	L 21-23
1-16-1925	A	L 14-37
3-3-1925	H	L 10-42
1-22-1926	A	L 14-33
2-16-1926	H	L 25-40
1-29-1927	A	L 15-36
2-23-1927	H	L 22-34
1-28-1928	A	L 25-29
2-3-1928	H	W 26-16
1-23-1929	A	L 24-29
2-22-1929	H	L 27-28
1-22-1930	H	W 28-21
2-18-1930	A	L 17-29
1-9-1932	H	L 25-28
2-23-1932	A	L 20-28
1-9-1933	H	L 19-34
2-24-1933	A	L 25-30





ALL-TIME RECORD VS. OPPONENTS

1-6-1934	H	L	33-34
2-21-1934	A	L	19-28
2-21-1938	A	L	32-48
1-25-1941	A	L	39-46
3-1-1941	H	W	44-35
1-24-1942	A	L	49-52
2-28-1942	H	W	46-43
2-6-1943	A	L	34-45
2-27-1943	H	L	42-45
1-31-1946	A	L	57-62
2-20-1946	H	L	54-56
1-14-1947	H	L	56-74
2-8-1947	A	L	54-70
2-17-1948	H	L	44-51
2-24-1948	A	W	54-50
2-3-1949	A	L	47-63
2-23-1949	H	L	41-43
1-7-1950	H	L	65-76
1-18-1950	A	L	65-71
1-25-1951	H	W	60-43
2-19-1951	A	L	46-56
1-2-1952	A	W	66-52
1-15-1952	H	L	48-56
2-16-1953	A	L	64-72
2-9-1954	H	L	71-74
2-7-1955	A	W	93-79
12-21-1955	H	W	84-78
1-15-1957	A	L	76-86
3-15-1957	N	W	85-83
12-21-1957	H	W	79-72
12-17-1958	A	W	74-56
12-5-1959	H	W	61-56
2-5-1961	H	W	89-74
12-16-1961	H	L	72-73
12-4-1962	A	L	85-92
1-18-1964	H	L	80-95
12-8-1964	A	L	93-100
12-11-1965	A	W	93-69
2-1-1967	A	W	85-80 ot
1-30-1968	H	W	89-68
2-11-1969	A	W	71-59
1-20-1970	H	W	85-82
1-26-1971	A	L	80-104
2-1-1972	H	W	98-74
2-7-1973	A	L	72-85
2-4-1974	H	L	89-91
2-5-1975	A	W	76-73
3-18-1979	N	W	80-68
12-3-2014	A	L	78-79 ot
11-30-2017	H	W	81-63

Oakland..... 16-0			
(H - 10-0; A - 1-0; N - 5-0)			
11-17-1998	A	W	96-66
12-18-1999	H	W	86-51
11-19-2000	H	W	97-61
12-19-2001	H	W	78-50
1-29-2005	H	W	92-75
11-25-2006	H	W	71-53
11-24-2007	H	W	75-71
12-27-2008	N	W	82-66
12-10-2009	H	W	88-57
12-11-2010	N	W	77-76
11-23-2012	H	W	70-52
12-14-2013	N	W	67-63
12-14-2014	H	W	87-61
12-22-2015	N	W	99-93 ot
12-21-2016	H	W	77-65
12-16-2017	N	W	86-73

Oberlin..... 7-6			
(H - 6-1; A - 1-5)			
1-8-1908	H	W	46-21
2-23-1918	H	W	35-20
1-11-1919	A	L	14-24
1-2-1920	H	W	36-8
1-29-1921	A	L	21-23
2-19-1921	H	L	29-37
1-28-1922	A	L	25-26

3-3-1923	A	L	16-23
2-28-1925	H	W	29-27
3-7-1925	A	L	16-25
2-14-1930	H	W	24-10
1-31-1931	A	W	33-22
12-17-1938	H	W	58-23

Ohio..... 1-0

(H - 1-0)

1-1-1932	H	W	29-15
----------	---	---	-------

Ohio Northern..... 3-0

(H - 2-0; A - 1-0)

1-29-1915	A	W	45-16
2-8-1917	H	W	53-9
1-3-1928	H	W	39-25

Ohio State..... 73-59

(H - 45-17; A - 24-39; N - 4-3)

3-5-1910	A	L	13-31
2-11-1911	A	L	12-42
12-21-1940	H	W	46-38
12-9-1944	A	L	31-58
12-28-1944	H	L	31-67
12-27-1945	A	L	42-62
2-16-1946	H	W	64-41
2-15-1947	H	L	46-58
2-21-1948	H	L	50-72
2-28-1949	A	L	51-70
2-11-1950	A	L	43-87
1-27-1951	A	L	49-58
2-9-1952	H	W	70-52
1-3-1953	H	W	68-57
2-7-1953	A	L	62-73
1-23-1954	H	W	83-76
1-3-1955	A	L	76-83
1-28-1956	H	W	94-91
3-3-1956	A	L	84-96
1-19-1957	A	L	51-70
1-28-1957	H	W	73-64
1-4-1958	A	L	56-70
1-19-1959	H	W	92-77
1-30-1960	A	L	79-111
2-20-1960	H	L	83-84
2-11-1961	H	L	62-83
3-4-1961	A	L	83-91
2-17-1962	H	L	72-80
2-18-1963	A	L	77-87
1-27-1964	H	W	102-99
3-7-1964	A	W	81-80
2-22-1965	A	L	90-101
3-6-1965	H	L	75-97
1-15-1966	H	W	80-64
2-28-1966	A	W	98-79
2-20-1967	A	L	64-80
2-27-1967	H	W	74-63
2-10-1968	A	L	62-90
3-1-1969	H	W	85-72
2-10-1970	H	L	66-89
2-28-1970	A	W	82-80
1-30-1971	A	W	82-70
2-6-1971	H	L	76-87
3-7-1972	A	L	73-92
2-26-1973	H	W	87-83
1-12-1974	H	W	83-75
2-11-1974	A	W	75-67 ot
1-6-1975	H	W	88-84
2-3-1975	A	W	101-83
1-10-1976	H	W	92-82
2-7-1976	A	W	83-82 ot
2-12-1977	A	W	71-57
2-28-1977	H	W	80-79
1-28-1978	A	W	70-60
2-18-1978	H	W	79-74
2-1-1979	H	W	84-79 ot
2-10-1979	A	W	73-57
1-31-1980	H	W	74-54
2-9-1980	A	L	59-71
1-31-1981	H	W	60-54

2-7-1981	A	L	61-73
2-4-1982	A	L	49-50 ot
2-13-1982	H	L	46-51
1-22-1983	A	L	69-74
2-24-1983	H	W	101-94 3ot
1-21-1984	H	L	68-82
2-22-1984	A	L	70-86
1-3-1985	H	W	82-79
3-9-1985	A	L	79-90
1-2-1986	A	L	73-84
3-8-1986	H	W	91-81
1-10-1987	H	W	90-80
2-9-1987	A	L	72-90
2-1-1988	H	W	76-64
2-27-1988	A	W	78-77 ot
1-14-1989	H	L	81-83
2-11-1989	A	L	75-81
1-11-1990	H	W	78-68
2-10-1990	A	W	84-75
1-31-1991	H	W	75-61
3-3-1991	A	L	64-65
1-7-1992	A	L	46-62
2-29-1992	H	L	65-78
1-13-1993	A	W	77-60
2-13-1993	H	W	81-66
1-26-1994	A	W	77-71
2-26-1994	H	W	75-60
2-4-1995	A	W	67-58
2-7-1996	H	W	55-41
1-11-1997	H	W	69-66
2-26-1997	A	W	67-65
2-4-1998	A	W	84-58
1-27-1999	H	W	76-71
1-20-2000	A	L	67-78
2-15-2000	H	W	83-72
1-21-2001	H	W	71-56
1-27-2001	A	L	55-64
2-10-2002	H	W	67-64
2-26-2002	A	W	81-76
1-9-2003	H	W	66-55
3-8-2003	A	L	72-58
3-15-2003	N	L	54-55
2-7-2004	A	W	84-70
2-9-2005	H	W	83-69
1-15-2006	A	W	62-59 2ot
2-22-2006	H	L	68-79
1-27-2007	A	L	64-66
2-3-2007	H	L	54-63
1-15-2008	H	W	66-60
3-9-2008	A	L	54-63
3-14-2008	N	W	67-60
1-6-2009	H	W	67-58
1-25-2009	A	W	78-67
3-14-2009	N	L	70-82
2-21-2010	H	L	67-74
2-15-2011	A	L	61-71
2-11-2012	A	W	58-48
3-4-2012	H	L	70-72
3-11-2012	N	W	68-64
1-19-2013	H	W	59-56
2-24-2013	A	L	60-68
3-16-2013	N	L	58-61
1-7-2014	H	W	72-68 ot
3-9-2014	A	L	67-69
2-14-2015	H	W	59-56
3-13-2015	N	W	76-67
2-23-2016	A	W	81-62
3-5-2016	H	W	91-76
3-11-2016	N	W	81-54
1-15-2017	A	L	67-72
2-14-2017	H	W	74-66
1-7-2018	A	L	64-80

Ohio Wesleyan..... 2-3

(H - 2-2; A - 0-1)

1-29-1922	A	L	22-25
2-24-1922	H	L	17-29
1-7-1929	H	L	28-31
1-4-1930	H	W	30-14

1-1-1931	H	W	25-17
----------	---	---	-------

Oklahoma..... 6-3

(H - 1-0; A - 0-1; N - 5-2)

12-29-1956	N	W	76-74
12-21-1963	N	W	118-100
3-17-1993	A	L	86-88
3-19-1999	N	W	54-46
11-14-2001	H	W	67-55
1-4-2003	N	L	58-60
12-6-2003	N	L	77-80 ot
11-23-2013	N	W	87-76
3-27-2015	N	W	62-58

Oklahoma State..... 2-2

(H - 1-0; A - 0-1; N - 1-1)

1-14-1995	H	W	70-69
12-18-1995	A	L	57-68
11-30-2002	N	L	61-64
11-28-2008	N	W	94-79

Old Dominion..... 1-0

(N - 1-0)

3-18-2005	N	W	89-81
-----------	---	---	-------

Olivet..... 7-4

(H - 6-2; A - 1-2)

2-27-1899	H	L	6-7
3-13-1899	A	L	6-15
1-20-1900	A	L	5-6
2-3-1900	H	L	6-8
2-16-1901	H	W	18-10
3-2-1906	H	W	46-10
2-2-1907	H	W	41-24
2-22-1907	A	W	38-24
12-8-1925	H	W	36-13
1-21-1933	H	W	35-13
12-4-1933	H	W	23-16

Oral Roberts..... 1-0

(H - 1-0)

12-3-2016	H	W	80-76
-----------	---	---	-------

Oregon..... 1-2

(N - 1-2)

12-28-1961	N	L	59-71
12-27-1969	N	L	82-87
12-30-1988	N	W	76-71

Oregon State..... 3-3

(H - 1-1; A - 1-1; N - 1-1)

12-27-1939	A	L	33-38
12-28-1939	A	W	36-26
12-29-1942	H	L	29-33
12-29-1978	N	W	65-57
2-5-1984	H	W	56-55
12-29-1988	N	L	58-63

Owosso YMCA..... 1-0

(H - 1-0)

1-26-1906	H	W	76-12
-----------	---	---	-------

Pacific..... 1-0

(N - 1-0)

11-26-1993	N	W	83-64
------------	---	---	-------

Pennsylvania..... 3-1

(H - 1-0; A - 1-1; N - 1-0)

12-18-1954	A	L	67-73
12-14-1963	A	W	87-75
3-24-1979	N	W	101-67
11-29-2003	H	W	77-52

ALL-TIME RECORD VS. OPPONENTS

3-12-1994	A	L	70-71
2-2-1995	H	W	82-62
2-11-1995	A	W	68-53
1-31-1996	H	W	61-58
2-10-1996	A	L	50-54
1-15-1997	A	W	69-58
2-22-1997	H	W	71-57
1-24-1998	H	W	71-59
2-2-1999	A	W	70-68
1-5-2000	H	W	76-63
2-23-2000	A	W	79-63
1-3-2001	H	W	98-73
2-24-2001	A	W	76-57
3-9-2001	N	L	63-65
1-19-2002	A	W	77-65
1-22-2003	H	W	70-36
1-14-2004	H	W	76-58
2-28-2004	A	W	67-42
1-5-2005	A	W	84-58
3-5-2005	H	W	90-64
1-28-2006	H	W	69-60
1-20-2007	A	W	91-64
2-2-2008	A	L	76-85
2-20-2008	H	W	86-49
1-14-2009	A	W	78-73
2-1-2009	H	L	68-72
2-13-2010	A	W	65-54
3-4-2010	H	W	67-65
1-8-2011	A	L	62-66
2-10-2011	H	W	75-57
3-12-2011	N	L	48-61
2-8-2012	H	W	77-57
1-16-2013	A	W	81-72
12-31-2013	A	W	79-63
2-6-2014	H	W	82-67
1-21-2015	H	W	66-60
1-10-2016	A	W	92-65
2-28-2016	H	W	88-57
1-7-2017	N	L	63-72
3-9-2017	H	W	78-51
1-31-2018	H	W	76-68

Pepperdine..... 1-0

(N - 1-0)

12-21-1998 N W 79-67

Pittsburgh..... 3-1

(H - 1-1; A - 1-0; N - 1-0)

2-18-1927 H L 34-36
 12-22-1953 H W 83-51
 12-17-1955 A W 82-81
 3-22-2008 N W 65-54

Portland..... 2-0

(H - 1-0; A - 1-0)

12-29-1961 A W 74-60
 11-18-2013 H W 82-67

Portland State..... 1-0

(H - 1-0)

12-10-1979 H W 88-54

Prairie View A&M..... 1-0

(H - 1-0)

12-18-2010 H W 90-51

Princeton..... 5-1

(H - 2-1; A - 1-0; N - 2-0)

12-30-1950 H L 46-52
 12-29-1951 H W 52-46
 12-17-1954 A W 79-67
 11-30-1979 N W 60-46
 12-30-1989 H W 51-49
 3-14-1998 N W 63-56

Providence..... 4-0

(A - 1-0; N - 3-0)

3-11-1978 N W 77-63
 12-20-1980 A W 77-76
 11-25-1999 N W 82-58
 11-29-2015 N W 77-64

Purdue..... 54-68

(H - 32-26; A - 18-42; N - 4-0)

1-26-1910 A L 9-35
 12-20-1947 A L 48-50
 2-12-1949 H L 48-66
 2-4-1950 A L 53-69
 1-29-1951 A L 55-59 ot
 1-26-1952 H W 56-47
 2-21-1953 H W 68-57
 2-28-1953 A W 77-72
 2-13-1954 A L 50-64
 1-31-1955 H W 79-72
 1-14-1956 H L 62-66
 2-25-1956 A L 56-63
 1-5-1957 H L 71-72
 2-11-1957 A W 68-66
 1-11-1958 H W 84-75
 2-24-1958 A L 70-72
 2-7-1959 A L 81-85
 2-21-1959 H W 94-87
 2-6-1960 H L 65-68
 2-25-1961 A L 74-85
 1-15-1962 H L 74-89
 2-3-1962 A L 64-86
 2-4-1963 A L 81-103
 3-4-1963 H L 93-94
 2-3-1964 A L 98-101
 3-1-1965 H W 110-92
 1-10-1966 A W 89-78
 1-24-1966 H W 92-74
 2-11-1967 A W 79-77
 3-4-1967 H W 75-71
 3-5-1968 A L 75-93
 2-25-1969 H L 72-74
 2-3-1970 A L 86-105
 3-3-1970 H L 98-101
 2-27-1971 A L 70-100
 3-2-1971 H L 60-65
 2-19-1972 A L 68-92
 2-17-1973 H L 84-88
 1-5-1974 A L 75-77
 2-2-1974 H W 76-74
 1-2-1975 A L 86-93
 3-3-1975 H W 84-82
 1-26-1976 A W 66-65
 2-23-1976 H W 89-76
 1-22-1977 H L 70-76
 3-3-1977 A L 69-78
 1-19-1978 H W 60-51
 2-16-1978 A L 80-99
 1-13-1979 A L 50-52
 2-22-1979 H W 73-67
 1-3-1980 H L 73-74
 3-1-1980 A L 73-91
 1-24-1981 A W 74-68
 2-12-1981 H L 48-63
 1-14-1982 A L 47-53
 2-27-1982 H L 49-51
 1-29-1983 H W 83-67
 2-17-1983 A L 55-61
 1-28-1984 A L 54-72
 2-16-1984 H W 63-53
 1-10-1985 A W 81-72 ot
 2-9-1985 H L 65-66
 1-9-1986 H L 83-88
 2-8-1986 A L 82-88
 1-3-1987 A L 72-87
 3-4-1987 H W 59-69
 1-20-1988 A L 67-78
 2-10-1988 H L 70-72
 1-25-1989 H W 106-83
 2-18-1989 A L 63-87
 2-3-1990 A W 64-53
 3-11-1990 H W 72-70
 1-23-1991 A L 51-62
 2-23-1991 H W 75-58
 1-22-1992 A W 66-61
 2-22-1992 H W 70-68
 1-30-1993 A W 72-64

3-3-1993	H	L	58-61
1-12-1994	A	L	77-89
2-12-1994	H	L	70-74
2-7-1995	H	L	69-78
2-3-1996	A	L	51-56
1-29-1997	A	L	62-72
2-29-1997	H	L	62-77
12-30-1997	A	W	74-57
3-1-1998	H	L	96-99 ot
2-16-1999	H	W	82-69
2-28-1999	A	W	60-46
2-8-2000	A	L	67-70
2-4-2001	H	W	72-55
1-16-2002	H	W	65-56
2-16-2002	A	W	62-59
1-14-2003	A	L	60-72
3-1-2003	H	W	69-61
3-14-2003	N	W	54-42
1-25-2004	A	L	70-76 ot
2-17-2004	H	W	62-55
1-18-2005	H	W	71-64
2-19-2005	A	W	68-57
2-8-2006	H	W	77-52
3-9-2006	N	W	70-58
2-7-2007	A	L	38-62
1-8-2008	H	W	78-75
2-12-2008	A	L	54-60
2-17-2009	A	L	54-72
3-8-2009	H	W	62-51
2-9-2010	H	L	64-76
2-28-2010	A	W	53-44
1-22-2011	A	L	76-86
2-27-2011	H	L	47-67
3-11-2011	N	W	74-56
1-21-2012	H	W	83-58
2-19-2012	A	W	76-62
1-5-2013	H	W	84-61
2-9-2013	A	W	78-65
2-20-2014	A	W	94-79
3-4-2015	H	W	72-66
2-9-2016	A	L	81-82 ot
3-13-2016	N	W	66-62
1-24-2017	H	L	73-84
2-18-2017	A	L	63-80
2-10-2018	H	W	68-65

Rhode Island..... 1-0

(N - 1-0)

12-2-1977 N W 92-64

Rice..... 1-0

(N - 1-0)

11-26-1991 N W 75-67

Rider..... 1-0

(N - 1-0)

11-27-2014 N W 77-45

Robert Morris..... 1-0

(N - 1-0)

3-20-2009 N W 77-62

Rochester..... 1-1

(A - 1-1)

12-29-1941 A L 27-28
 12-29-1972 A W 103-61

Rochester YMCA..... 1-1

(H - 1-1)

3-2-1909 H W 30-18
 3-3-1909 H L 24-36

Romulus Army Air Base..... 1-0

(H - 1-0)

2-4-1943 H W 69-27

Rose Poly..... 1-2

(A - 1-2)

1-27-1910 A L 28-31
 1-14-1911 A L 20-26
 1-20-1912 A W 33-31

Rutgers..... 7-0

(H - 3-0; A - 3-0; N - 1-0)

12-19-1970 N W 81-71
 1-29-2015 A W 71-51
 1-31-2016 H W 96-62
 3-2-2016 A W 97-66
 1-4-2017 H W 93-65
 12-5-2017 A W 62-52
 1-10-2018 H W 76-72 ot

Saginaw Bank Clerks..... 1-0

(A - 1-0)

1-19-1907 A W 29-19

Saginaw High School..... 2-0

(H - 1-0; A - 1-0)

1-18-1907 A W 35-17
 1-11-1908 H W 67-23

Saginaw YMCA..... 1-0

(H - 1-0)

1-14-1905 H W 62-12

Savannah State..... 1-0

(H - 1-0)

12-31-2017 H W 108-52

St. Ignatius..... 0-2

(H - 0-1; A - 0-1)

1-16-1923 H L 18-27
 3-2-1923 A L 17-38

St. John's..... 1-2

(A - 0-2; N - 1-0)

12-27-1968 A L 51-61
 12-1-1979 A L 73-88
 11-23-2016 N W 73-62

St. John's (Ohio)..... 3-1

(A - 3-1)

2-26-1913 A W 39-24
 2-25-1914 A W 50-17
 1-25-1918 A W 27-19
 1-27-1921 A L 20-21

St. Joseph's (Pa.)..... 1-1

(H - 1-1)

12-18-1965 H L 65-82
 12-27-1980 H W 71-67

St. Louis..... 1-1

(N - 1-1)

3-27-1989 N L 64-74
 3-18-2012 N W 65-61

St. Mary's (Mich.)..... 3-1

(H - 3-1)

1-15-1916 H W 29-19
 2-21-1923 H W 43-15
 12-18-1923 H W 31-26
 1-10-1925 H L 13-21

St. Mary's (Ohio)..... 0-1

(A - 0-1)

3-1-1913 A L 26-28

St. Peter's..... 1-1

(H - 1-0; A - 0-1)

12-1-1983 A L 66-73
 12-10-1984 H W 50-38

St. Viator..... 1-2

(H - 1-2)

2-26-1924 H L 25-27
 1-13-1925 H L 18-23
 1-9-1926 H W 30-27





ALL-TIME RECORD VS. OPPONENTS

San Diego State..... 1-0

(A - 1-0)

12-29-1984 A W 77-61

San Francisco..... 1-1

(A - 1-0; N - 0-1)

3-23-1957 N L 60-67

12-20-1974 A W 86-78

San Jose State..... 3-0

(H - 3-0)

12-22-1987 H W 82-68

12-29-1989 H W 88-61

12-19-2007 H W 85-45

Santa Clara..... 1-1

(H - 1-0; N - 0-1)

11-22-1995 N L 71-77

11-24-2014 H W 79-52

Seton Hall..... 3-0

(H - 1-0; A - 1-0; N - 1-0)

3-18-1994 N W 84-73

12-29-2000 A W 72-57

12-22-2001 H W 68-64

South Alabama..... 2-0

(H - 1-0; A - 1-0)

12-4-1971 H W 87-72

1-3-1973 A W 86-78

South Carolina..... 4-2

(H - 3-1; A - 0-1; N - 1-0)

12-20-1941 H W 41-29

12-18-1961 H W 99-91

12-9-1972 A L 64-83

12-8-1973 H L 63-74

11-26-1999 N W 59-56

11-16-2010 H W 82-73

South Dakota..... 1-0

(H - 1-0)

12-5-1966 H W 81-54

South Florida..... 3-0

(H - 2-0; A - 1-0)

12-20-1997 A W 68-53

12-21-2002 H W 65-56

12-16-2003 H W 73-60

South Haven..... 1-0

(A - 1-0)

2-28-1908 A W 31-18

Southern Cal..... 3-3

(H - 1-0; A - 1-3; N - 1-0)

12-19-1953 H W 81-63

12-30-1953 A L 73-75

12-28-1957 A W 77-67

12-29-1964 A L 69-100

12-29-1970 A L 63-88

3-22-2009 N W 74-69

Southern Illinois..... 2-0

(H - 1-0; A - 1-0)

12-13-1955 H W 99-71

1-27-1968 A W 68-56

Southern Methodist..... 1-0

(N - 1-0)

12-29-1977 N W 95-69

Southern Utah..... 1-0

(H - 1-0)

12-9-2017 H W 88-63

Southern Mississippi..... 1-0

(N - 1-0)

12-29-1975 N W 89-77

SW Missouri State..... 1-0

(N - 1-0)

3-20-1992 N W 61-54

Southwest Louisiana..... 1-1

(H - 1-0; N - 0-1)

12-3-1968 H W 90-84

12-28-1982 N L 66-71

Stanford..... 4-2

(H - 3-0; N - 1-2)

12-27-1934 H W 25-18

12-20-1946 H W 57-45

12-29-1960 N L 80-81 2ot

12-28-1991 H W 72-62

12-29-2001 N L 64-75

12-11-2004 N W 78-53

Stetson..... 1-0

(N - 1-0)

12-11-1992 N W 78-59

Stony Brook..... 1-0

(H - 1-0)

11-19-2017 H W 93-71s

Syracuse..... 7-11

(H - 4-2; A - 2-6; N - 1-3)

2-2-1929 A L 17-24

1-1-1930 H L 19-21

1-3-1933 H W 23-16

1-13-1934 A L 21-27

1-1-1936 A L 34-38

1-19-1937 H W 36-30

1-15-1938 A L 46-59

1-8-1940 H W 31-29

12-27-1941 A W 33-31

1-2-1946 H W 76-48

12-31-1946 A W 61-57 ot

12-3-1977 A L 67-75

3-23-2000 N W 75-58

11-21-2001 N L 58-69

2-23-2003 H L 75-76

1-3-2004 A L 83-96

12-7-2010 N L 58-72

3-18-2018 N L 53-55

Temple..... 6-6

(H - 3-1; A - 1-3; N - 2-2)

1-3-1936 A L 24-47

2-15-1939 H W 29-25

1-27-1940 A L 40-42

3-1-1940 H W 44-28

1-6-1941 A W 37-35

1-13-1941 H W 23-22

1-27-1945 N L 47-64

12-30-1969 N L 51-90

12-4-1997 H L 54-56

11-20-1998 A L 59-60

3-25-2001 N W 69-62

3-20-2008 N W 72-61

Tennessee..... 5-2

(H - 2-0; A - 2-1; N - 1-1)

1-23-1939 A W 35-31

1-6-1940 H W 29-20

12-30-1970 N L 70-81

12-18-1971 A L 61-85

12-21-1993 A W 69-60

12-20-1994 H W 79-68

3-28-2010 N W 70-69

Tennessee Tech..... 3-0

(H - 3-0)

12-28-2005 H W 80-63

11-28-2010 H W 73-55

12-10-2016 H W 71-63

Texas..... 5-4

(H - 1-1; A - 1-1; N - 3-2)

11-27-1999 N L 74-81

3-30-2003 N L 76-85

11-16-2006 N W 63-61

12-22-2007 N W 78-72

12-20-2008 N W 67-63

12-22-2009 A L 68-79

12-22-2010 H L 55-67

12-22-2012 H W 67-56

12-21-2013 A W 92-78

Texas A&M..... 2-0

(N - 2-0)

12-27-1971 N W 67-65

11-25-1989 N W 87-75

Texas Arlington..... 1-0

(H - 1-0)

12-30-2009 H W 87-68

Texas Christian..... 1-1

(H - 1-0; A - 0-1)

12-20-1986 A L 47-66

12-12-1987 H W 69-52

Texas Southern..... 2-0

(H - 2-0)

11-18-2011 H W 76-41

11-18-2012 H W 69-41

12-20-2014 H L 64-71 ot

Toledo..... 5-3

(H - 3-2; A - 2-1)

12-7-1968 A W 81-80

12-6-1969 H L 80-82

12-5-1970 A W 72-62 ot

11-28-1972 H W 98-96

12-18-1973 A L 51-79

11-22-1999 H W 78-33

12-30-2002 H L 76-81

11-20-2009 H W 75-62

Toledo Buckeyes..... 3-3

(H - 1-2; A - 2-1)

1-16-1914 H W 40-24

2-26-1914 A W 26-25

1-9-1915 H L 23-33

1-28-1915 A L 27-31

2-19-1916 H L 23-32

2-24-1916 A W 28-22

Tri-State..... 1-0

(H - 1-0)

1-17-1916 H W 30-13

Tulane..... 2-1

(H - 1-0; A - 1-1)

12-20-1965 H W 80-61

12-21-1966 A W 76-66

12-29-1982 A L 58-81

Tulsa..... 2-2

(H - 1-0; A - 0-1; N - 1-1)

12-9-1961 H W 90-70

12-18-1963 A L 88-89

12-28-1965 N L 67-78

12-22-1998 N W 68-58

Tuskegee..... 1-0

(H - 1-0)

12-15-2012 H W 92-56

Upper Canada Law..... 1-0

(H - 1-0)

1-5-1924 H W 33-26

Utah..... 1-4

(A - 0-2; N - 1-2)

12-21-1962 A L 79-88

12-28-1964 N L 96-98

12-20-1969 A L 85-105

3-17-1991 N L 84-85 2ot

3-18-2000 N W 73-61

Utah State..... 0-2

(A - 0-1; N - 0-1)

12-22-1962 A L 87-102

12-19-1980 N L 70-74

Valparaiso..... 5-1

(H - 3-1; N - 2-0)

1-19-1922 H W 30-21

12-22-1922 H L 17-21

3-6-1924 H W 22-12

3-16-2000 N W 65-38

11-22-2009 H W 90-60

3-21-2013 N W 65-54

Vanderbilt..... 0-1

(N - 0-1)

12-29-1967 N L 63-73

Vermont..... 2-0

(H - 1-0; N - 1-0)

3-20-2005 N W 72-61

11-21-2006 H W 66-46

Victoria..... 1-0

(H - 1-0)

1-11-1923 H W 33-10

Villanova..... 1-3

(A - 1-1; N - 0-2)

12-27-1966 A L 63-66

12-28-1968 N L 66-75

3-22-1989 A W 70-63

11-29-2002 N L 73-81

Virginia..... 5-0

(H - 3-0; N - 2-0)

2-11-1947 H W 51-46

2-19-1949 H W 62-43

12-4-2002 H W 82-75

3-28-2014 N W 61-59

3-22-2015 N W 60-54

Va. Commonwealth..... 0-1

(A - 0-1)

12-30-1975 A L 75-80

Virginia Tech..... 1-0

(N - 1-0)

11-22-2013 N W 96-77

Wabash..... 3-6

(H - 3-0; A - 0-6)

1-22-1909 A L 24-39

1-28-1910 A L 21-23

1-13-1911 A L 15-25

1-19-1912 A L 26-32

2-10-1917 H W 20-19

1-30-1919 A L 19-28

2-7-1919 H W 37-26

2-6-1920 H W 29-27

2-24-1920 A L 16-24

Wake Forest..... 1-0

(N - 1-0)

12-30-1986 N W 71-62

Washington..... 4-2

(H - 1-1; A - 0-1; N - 3-0)

1-2-1942 H L 42-45

ALL-TIME RECORD VS. OPPONENTS

3-13-1996 H W 64-50
11-24-2010 N W 76-71

Washington State 3-1
(H - 2-0; N - 1-1)

12-16-1939 H W 52-44
12-28-1978 N W 98-52
12-30-1992 H W 77-61
11-27-1993 N L 71-76

Washington, St. Louis ... 1-0
(A - 1-0)

1-3-1948 A W 46-45

Wayne State 15-1
(H - 9-1; A - 6-0)

1-4-1935 H W 31-17
1-26-1935 A W 37-20
2-24-1939 H L 33-40
2-14-1940 H W 46-29
1-20-1945 H W 47-38
1-15-1946 A W 43-37
2-7-1946 H W 46-45
12-28-1946 A W 52-25
2-1-1947 H W 49-36
12-27-1947 A W 57-55
2-28-1948 H W 63-49
1-22-1949 A W 37-35 2ot
1-27-1949 H W 63-48
2-17-1950 H W 68-44
12-2-1950 A W 51-50
12-1-1951 H W 52-43

Weber State 1-2
(H - 1-0; N - 0-2)

12-28-1979 N L 61-63
3-17-1995 N L 72-79
12-28-1996 H W 83-51

Western Illinois 2-0
(H - 1-0; A - 1-0)

12-12-1984 A W 93-61
11-23-1985 H W 98-63

Western Kentucky 1-1
(N - 1-1)

12-14-1968 N L 63-67
3-16-1978 N W 90-69

Western Michigan 25-11
(H - 19-7; A - 6-4)

1-12-1916 H W 51-21
1-8-1919 H W 19-18
1-17-1919 A W 28-23
1-15-1921 H W 22-16
1-25-1921 A W 29-19
1-10-1922 H W 28-20
12-15-1922 H L 8-17
1-28-1924 A L 14-29
2-12-1924 H L 16-25
1-23-1925 H L 20-21
2-25-1925 A L 15-29
2-6-1926 H L 25-30
2-26-1926 A L 15-38
12-4-1963 H W 101-100
12-5-1964 H W 89-80
12-4-1965 H L 82-85
12-1-1966 H W 77-55
12-12-1967 A W 78-67
12-6-1988 H W 86-71
12-13-1969 A W 86-71
12-12-1970 H W 97-85
12-11-1971 H W 66-65
12-16-1972 A W 76-73
12-15-1973 H W 85-76
12-14-1974 H W 62-59
12-13-1975 A L 68-78
12-4-1976 H L 73-74
12-10-1977 H W 79-57

12-13-1978 A W 109-69
11-28-1980 H W 89-77
11-28-1981 H L 79-83
11-26-1982 H W 72-65
11-26-1983 H W 81-52
11-30-1984 H W 77-61
11-30-1985 H W 84-64
11-28-1998 H W 90-66

Western Reserve 8-1
(H - 5-1; A - 3-0)

1-30-1931 A W 25-24
1-8-1932 H W 17-15
1-12-1935 A W 34-33
2-9-1935 H W 36-17
1-14-1939 H W 36-21
1-10-1942 H W 51-22
1-17-1948 A W 65-57
1-14-1949 H W 44-43
1-28-1950 H L 54-57

West Virginia 2-1
(H - 2-1)

12-30-1935 H W 25-24
1-18-1941 H W 44-35
2-8-1941 H L 31-40

West Va. Wesleyan 2-1
(H - 2-1)

2-19-1914 H W 38-21
2-18-1915 H L 31-43
1-12-1917 H W 41-22

Wichita State 6-3
(H - 3-0; A - 0-3; N - 3-0)

12-19-1962 A L 69-80
12-10-1966 H W 103-68
12-23-1967 A L 80-90
12-8-1977 H W 84-57
12-14-1979 A L 54-55
3-20-1989 H W 79-67
12-10-2005 N W 83-64
11-30-2008 N W 65-57
12-6-2016 N W 77-72

Winona 3-0
(H - 1-0; A - 2-0)

1-18-1912 A W 37-21
2-10-1912 A W 67-4
1-11-1913 H W 75-14

Wisconsin 80-64
(H - 49-14; A - 25-46; N - 6-4)

12-10-1921 A L 13-27
12-30-1932 A L 16-26
2-5-1934 A W 23-22
12-31-1934 A L 21-23
12-6-1935 A L 21-26
2-6-1937 A L 17-22
2-5-1938 A L 27-30
2-4-1939 A L 37-39
2-3-1940 H W 48-41
2-23-1946 A W 59-48
3-1-1946 H W 56-52
1-20-1947 H L 48-58
2-9-1948 A L 39-51
2-6-1950 H L 47-66
1-8-1951 H L 52-53
2-24-1951 A L 29-35
1-21-1952 H W 50-39
2-16-1952 A W 57-55
2-23-1953 H W 53-45
3-9-1953 A L 51-58
1-18-1954 H L 53-57
3-1-1954 A L 56-79
1-8-1955 H W 94-77
2-5-1955 A W 73-70
2-27-1956 H W 89-82
2-25-1957 A W 78-62

1-20-1958 A L 52-66
2-22-1958 H W 93-59
2-2-1959 A W 88-57
3-2-1959 H W 93-73
1-2-1960 A W 91-79
1-7-1961 H L 71-74
1-8-1962 H L 78-83
2-10-1962 A L 72-77
1-12-1963 A W 75-68
3-2-1963 H L 89-92 ot
1-6-1964 H W 106-90
2-27-1965 A L 89-99
2-5-1966 H W 79-65
2-19-1966 A L 77-78
1-28-1967 H W 68-61
2-25-1967 A L 64-68
1-16-1968 A L 68-70
2-24-1968 H W 87-77
1-7-1969 H W 77-67
2-22-1969 A L 64-76
2-7-1970 A L 79-89
2-20-1971 H W 97-78
1-11-1972 H W 83-76
2-29-1972 A L 74-101
1-20-1973 A L 80-93
3-10-1973 H W 79-78 ot
3-2-1974 A L 80-87
1-25-1975 H W 105-87
2-22-1975 A L 96-103
1-3-1976 A L 63-70
3-6-1976 H L 82-86
1-6-1977 H W 84-61
1-29-1977 A L 83-87 3ot
1-7-1978 H W 74-63
3-2-1978 A W 89-75
1-4-1979 H W 84-55
3-3-1979 A L 81-83
1-17-1980 H W 62-61
2-14-1980 A L 66-80
1-22-1981 A L 62-63
2-19-1981 H W 74-65
1-23-1982 H W 68-58
2-20-1982+ A W 60-65 f
1-13-1983 H W 86-66
3-5-1983 A W 91-65
1-12-1984+ A W 74-81 f
3-3-1984 H W 78-59
1-31-1985 A W 77-68
3-2-1985 H W 82-63
1-30-1986 H W 83-81
3-2-1986 A W 84-71
1-22-1987 A W 81-78
2-21-1987 H L 63-65
1-7-1988 A L 72-78 2ot
3-12-1988 H L 69-71
2-2-1989 A L 64-69 ot
3-11-1989 H W 70-61
1-6-1990 A W 64-61
2-8-1990 H W 60-57
1-10-1991 H W 65-50
2-9-1991 A L 78-84 2ot
2-8-1992 A W 79-64
2-12-1992 H W 76-61
1-23-1993 H L 66-67
2-24-1993 A L 62-65
1-19-1994 H W 70-60
2-2-1994 A L 62-87
1-4-1995 A W 78-64
3-11-1995 H W 97-72
1-17-1996 A L 48-61
2-24-1996 H L 52-73
1-9-1997 A W 58-50
3-1-1997 H W 68-49
1-8-1998 H W 63-40
2-21-1998 A W 56-47
1-6-1999 A L 51-66
2-21-1999 H W 56-51
3-6-1999 N W 56-41
2-12-2000 A W 61-44

2-19-2000 H W 59-54
3-11-2000 N W 55-46
4-1-2000 N W 53-41
1-13-2001 H W 69-59 ot
2-27-2001 A W 51-47
1-12-2002 H L 63-64
2-11-2003 A L 53-64
1-10-2004 A L 64-77
3-2-2004 H L 64-68 ot
3-13-2004 N L 66-68
1-16-2005 A L 59-62
2-24-2005 H W 77-64
1-8-2006 A L 63-82
3-2-2006 H W 74-65
2-20-2007 H W 64-55
3-3-2007 A L 50-52
3-9-2007 N L 57-70
2-28-2008 A L 42-57
3-15-2008 N L 63-65
2-22-2009 H W 61-50
1-6-2010 H W 54-47
2-2-2010 A L 49-67
1-11-2011 H W 64-61 ot
2-6-2011 A L 56-82
1-3-2012 A W 63-60 ot
2-16-2012 H W 69-55
3-10-2012 N W 65-52
1-22-2013 A W 49-47
3-7-2013 H W 58-43
2-9-2014 A L 58-60
3-15-2014 N W 83-75
3-1-2015 A L 61-68
3-15-2015 N L 69-80 ot
1-17-2016 A L 76-77
2-18-2016 H W 69-57
2-26-2017 H W 84-74
1-26-2018 H W 76-61
2-25-2018 A W 68-63
3-2-2018 N W 63-60

UW-Green Bay 6-0
(H - 4-0; N - 1-0; A - 1-0)

12-15-1981 H W 49-48 ot
3-15-1991 N W 60-58
11-23-2004 A W 104-46
12-21-2005 A W 98-69
12-23-2006 H W 76-64
12-29-2007 H W 93-75

Wofford 1-0
(H - 1-0)

12-4-2009 H W 72-60

Wright State 2-1
(H - 2-0; A - 0-1)

12-17-1997 H W 95-52
12-30-1999 A L 49-53
12-30-2000 H W 88-61

Wyoming 2-0
(H - 1-0; A - 1-0)

12-23-1955 H W 72-62
12-19-1959 A W 82-72

Xavier 3-1
(H - 3-0; A - 0-1)

1-13-1931 H W 32-19
1-15-1932 H W 22-20
2-20-1932 A L 24-31
1-27-1933 H W 19-16

Youngstown State 2-0
(H - 2-0)

11-9-2006 H W 86-61
12-6-2016 H W 77-57

+ denotes forfeited contest





ALL-TIME LETTERWINNERS

Players began wearing jersey numbers in 1932-33.

\$ Information Unavailable; C - team captain; CoC - co-captain; TriC - tri-captain;

QuaC - quad-captain;

Name; Yrs. Lettered; Pos; Ht.; Jersey No.; Hometown/High School

A

AcMoody, Sam; 2000-01-02-03; Mgr; Tekonsha

Aerts, Jason J.; 2006; F; 6-6; #10;

Pentwater/Pentwater

Ager, Maurice D.; 2003-04-05-06QuaC; G;

6-4; #13; Detroit/Crockett

Ahrens, Kyle; 2016-17; G; 6-5; #0;

Versailles, Ohio/Versailles

Aitch, Matthew A.; '66-67; C; 6-7; #45;

St. Louis, Mo./Maplewood Richmond Heights

Alexander, Aaron S.; 2002; F; 6-5; #10;

Richmond, Va./Henrico

Allen, X. Chris; 2008-09-10; G; 6-3; #3;

Lawrenceville, Ga./Meadowcreek

Anagnonye, Aloysius; 2000-01-02TriC-03

CoC; F; 6-8; #25; Southfield/Detroit DePorres

Anderegg, Robert H.; '57-58-59C; F; 6-3;

#23; Monroe, Wis./Same

Anderson, Alan; 2002-03-04TriC-05QuaC;

F; 6-6; #15; Minneapolis, Minn./DeLaSalle

Anderson, Valda; '29; Mgr; SandCreek/Same

Andreas, Jason; 2001-02-03-04TriC; C;

6-10; #44; SugarCreek, Ohio/Garaway

Appling, Keith; 2011-12-13TriC-14; G; 6-1; 11;

Detroit, Mich./Pershing

Archer, Lawrence C.; '18; G; #5; Derby/\$

Armstrong, Mark; '97-98-99-00; Mgr.;

Grand Rapids

Armstrong, T. Robert; '53-54-55; C; 6-8;

#12; Holland/Same

Aubuchon, I. Chester; '39-40-42C; G; 5-9;

#24; Gary, Ind./Horace Mann

Ayala, Reginald (Rickey) P.; '52-53-54; G;

5-6; #7; Brooklyn, N.Y./Tech

B

Babcock, Nate; 2010-11; Mgr., Plymouth, Minn.

Bailey, John A.; '66-67-68; G; 6-0; #12;

Streator, Ill./Same

Balbach, Edward; '02-03-04C; G/C; \$; no #;

Grand Rapids/\$

Ballinger, Adam; 2000-01-02TriC-03CoC;

C; 6-9; #55; Bluffton, Ind./Same

Barnard, John A.; '32; F/G; \$; no #; \$/\$

Barnes, Daron; '86; Mgr; \$/\$

Barnett, William; '10; \$; \$; no #; Pittsburgh, Pa./\$

Barr, John H.; '21; F; \$; no #; Flint/\$

Basich, Peter S.; '40-41; G; \$; #4;

Columbus, Ohio/\$

Bates, Steven A.; '80-81-82; C; 6-10; #52;

Fort Wayne, Ind./Wayne

Bauman, Paul L.; '45; G/F; 5-10; #8;

Battle Creek/St. Phillip

Baylor, Arthur E.; '66-67; F; 6-6; #41;

Washington, D.C./Mackin

Beathe, Daimon; '93-94-95-96; F; 6-7;

#23; Elkhart, Ind./Memorial

Belknap, Leon W.; '09; \$; \$; no #; Whittemore/\$

Bell, Charlie; '98-99-00-01; G; 6-3; #14;

Flint/Southwestern Academy

Bencie, Charles J.; '56-57-58; F/C; 6-6; #31;

Gary, Ind./Froebel

Benington, John J. Jr.; '72; G; 6-1; #15;

East Lansing/Lansing Gabriels

Benjamin, Sylvester (Rudy); 69-70-71; G; 6-3;

#21; Dayton, Ohio/Roosevelt

Bennett, Byron D.; '32; Mgr.; \$/\$

Bernecker, Scott; '90-91-92-93; Mgr;

East Grand Rapids/Same

Berry, William E.; '62-63-64; F; 6-2; #12;

Winnemucca, Nev./Humboldt County

Besko, Scott; 2012-13-14-15; Mgr., Saint Johns

Bess, Javon; 2015-16; F; 6-5; #2;

Columbus, Ohio/Gahanna Lincoln

Beyer, G. Joseph; '45; G; 5-10; #3;

Grosse Pointe/Same

Bibbens, Cleveland W.; '82; F; 6-6; #55;

Pittsburgh, Pa./Brashear

Bilkey, Robert; '24; C; \$; no #; Ishpeming/Same

Binge, Ronald E.; '70; F; 6-5; #44;

East Detroit/Same

Bishop, Randy J.; '79-80; Mgr.; Grandville/

Wyoming Lee

Blanchard, Charles M.; '01C-02; \$; \$; no #;

Chesaning/Same

Bluem, Mark; '92-93; F; 6-6; #20; Caro/Same

Boeskool, Randall D.; '31-32; C; \$; no #;

Grand Rapids/\$

Bograkos, Timothy E.; 2002-03-04-05

QuaC; G; 6-2; #30; Flint/Central

Bograkos, Timothy G.; '69-70; G; 6-1; #12;

Flint/Central

Bohnhoff, Trevor; 2014-15; F; 6-7; #13;

Saginaw/Nouvel

Borovich, Jon; 2002-03; Mgr.; Bloomfield Hills

Bostle, Herbert H.; '80-81-82; F/G; 6-4;

#44; Detroit/Royal Oak Shrine

Bouma, Robert D.; '68; Mgr; Grand Rapids/\$

Bower, William R.; '50-51-52; F; 5-11; #4;

Ft. Wayne, Ind./South

Brannum, Robert W.; '48C; C; 6-5; #7;

Winfield, Kan./Same

Braun, Norwin W.; '49; Mgr; Ann Arbor/\$

Breslin, Brian S.; '71-72-74; F; 6-5; #42;

East Lansing/Same

Bridges, Miles; 2017-18; G/F; 6-7; #22;

Flint/Huntington Prep (Huntington, W.V.)

Brigham, G. Horbert; '18; F; 6-5; #13;

Springfield, Pa./\$

Brkovich, Donald; '79; F; 6-6; #21;

Windsor, Ont./Lowe

Brkovich, Mike; '78-79-80-81CoC; G/F; 6-4;

#12; Windsor, Ont./Lowe

Brookens, Harold A.; '61; G; 6-0; #14;

Tulsa, Okla./Washington

Brooks, Quinton; '93-94-95-96CoC; F; 6-7;

#40; Akron, Ohio/Firestone

Brown, Alfred; '77-78; F; 6-6; #25;

Detroit/Haynesville (La.)

Brown, Arthur; '22; G; \$; no #; Hastings/Same

Brown, Luke; 98-99-00-01; Mgr.; Iron Mountain

Brown, Mark; '86; G; 6-0; #24; Hastings/Same

Brown, Shannon; 2004-05-06QuaC; G;

6-3; #3; Maywood, Ill./Proviso East

Burchill, Kenneth; '51; Mgr.; Sault Ste. Marie

Burgess, Jeffrey; 2002-03-04-05; Mgr; Fenton

Burk, William; '41-42; G; \$; #7; Whiting, Ind./\$

Busch, Fred W.; '10-11C; F; \$; no #; Detroit/\$

Buyse, Maurice J.; '34-36; C; \$; #8; \$/\$

Byrd, Russell; 2012-13TriC-14; G; 6-7; #0;

Fort Wayne, Ind./Blackhawk Christian

C

Callahan, Leo A.; '37-38-39C; G; #5;

Schenectady, N.Y./Same

Campbell, Arthur L.; '09-10; Mgr.;

Cheat Haven, Pa./Same

Carey, Robert W.; '50-51-52; C; 6-5; #8;

Charlevoix/Same

Carey, William R.; '51-52; F; 6-1; #13;

Charlevoix/Same

Carlson, Leif F.; '51-52; F; 6-2; #17;

East Lansing/Weehawken (NJ)

Carlson, Sherman F.; '27; Mgr.; Howell/\$

Carpenter, William E.; '37-38; G; \$; #5; \$/\$

Carr, Vernon; '86-87; G/F; 6-6; #23; Detroit/

Cody

Carrington, Matthew; '83; G; 6-1; #14;

Flint/Central

Caruthers, Robert H.; '31; Mgr.; \$/\$

Carter, Ben; 2018; F; 6-9; 235; #13;

Las Vegas, Nev./UNLV/Oregon (Bishop Gorman)

Carter, Rick; 2004-05-06; Mgr.; Grand Blanc

Casler, Jeff; '89-90-91; G; 6-0; #22; St. Johns/Same

Cawood, John F.; '43-47; F; 6-3; #16/21;

Lansing/Eastern

Cawood, William E.; '80-81-82-83CoC; G/F;

6-7; #22; East Lansing/Same

Chamberlain, Ralph G.; '10-11-12C-13; C; \$;

no #; Grand Rapids/\$

Chandler, Stanley L.; '62; C; 6-5; #31;

Louisville, Ky./Central

Chandnois, Lynn; '47; F; 6-2; #5; Flint/Central

Chapman, Dan; 2012-13-14; G; 6-3; #14/40;

Okemos/Okemos

Chapman, Robert; '75-76-77C-78CoC; G;

6-2; #44; Saginaw/Same

Chappell, Mike; 2000-01; G/F; 6-9;

Southfield/Lathrup

Charles, Ron A.; '77-78-79-80CoC; F; 6-8;

#15; U.S. Virgin Islands/Central

Cherry, Steve; '98-99-00; C; 6-2; #20;

Coldwater/Same

Christiansen, Paul; '70; Mgr.; Greenville

Clark, Adam; 2011-12-13; Mgr.; Jerome

Clark Jr., Marvin; 2015-16; F; 6-6; #0/15;

Kansas City, Mo./Sunrise Christian Academy

Cleaves, Mateen; '97-98CoC-99QuaC-00

Tri-C; G; 6-2; #12; Flint/Northern

Cleveland, Andy; '95-96-97-98; Mgr.;

Grand Rapids

Cohrs, William R.; '70-71-72; C; 6-6; #45;

Vicksburg/Same

Col, Clarence L.; '26; G; \$; no #; Lowell/Same

Colvin, Carleton J.; '28-29; C; \$; no #;

East Lansing/\$

Cooper, James A.; '02C; \$; \$; no #; Owosso/\$

Copeland, Bernard Y.; '68-69; F; 6-6; #45;

Inkster/Hillcrest (Brundidge, Ala.)

Corbitt, Donald R.; '54; G; 5-10; #9;

Ft. Wayne, Ind./Elmhurst

Costello, Matt; 2013-14-15-16TriC; F; 6-9;

#10; Bay City/Bay City Western

Coutre, James W.; '77-78; C; 6-9; #45;

LaGrange, Ill./Benet Academy

Crandell, Jonathan; 2009-10; F; 6-8; #25;

Rochester/Rochester Adams

Cravy, Edward (Ted); '65-66-67; F; 6-5; #13;

Springfield, Pa./\$

Curry, X. Deon; 2007; G; 6-1; #13;

Oakland Township/Detroit Country Day

Curtis, Jamie; 2009-10-11; Mgr., Swartz Creek

Curtis, William A.; '64-65-66C; F; 6-4; #25;

Grand Rapids/South

D

Dahlman, Isaiah J.; 2007-08-09-10QuaC; G;

6-6; #22; Braham, Minn./Braham Area

Dalrymple, Max E.; '38-39-40C; G; \$; #15;

Port Huron/\$

Dargush, Bennie J.; '37-38; C; \$; #19;

Amsterdam, N.Y./\$

Darnton, Brandon; 2007; G; 5-10; #1;

Harbor Springs/Same

Davis, Charles E.; '39; Mgr; Rockford/\$

Davis, Deyonta; 2016; F; 6-10; #20;

Muskegon, Mich./Muskegon

Davis, Doug; '98-99; G; 5-3; #33;

Columbus, Ohio/Westland

Davis, Paul R.; 2003-04-05-06QuaC;

Densley, Theodore B.; '69; Mgr; Detroit/S
Devenny, Robert H.; '53-54-55; G; 5-11;
 #3/10; Philadelphia, Pa./North Catholic
Dickson, Verne C.; '27-28-C-29; F; \$; no #; S/S
Dickson, Robert M.; '06-07-08; \$; no #; Lansing/S
Diehl, Roy H.; '42-43; F; 5-9; #8; Sturgis/Same
Divjak, Ronald; '62-63; F/C; 6-5; #22;
 East Chicago, Ind./Washington
Dodge, Glenn W.; '05; G; \$; no #; Almont/S
Doerr, Maxwell; '30; Mgr; S/S
Donnelly, Colin; 2016-17-18; Mgr; Troy
Donnelly, Terry R.; '77-78-79-80CoC; G;
 6-2; #11; St. Louis, Mo./Parkway North
Douglas, Thomas H.; '63-64; G; 5-11; #20;
 Barrington, Ill./Same
Drew, Kenneth L.; '26-27; G; \$; no #; Tipton/S
Dryden, Marion; '98-99; Mgr; Detroit
Ducre, DeMarcus D.; 2007; G; 5-10; #15;
 Saginaw/Same
Dudley, James D.; '75; F; 6-5; #42;
 South Milwaukee, Wis./Racine Prairie
Durillo, Arnold; '32; F/G; \$; no #; Lansing/S
Duffco, Brenden; 2012-13; Mgr; Pinckney
Duthie, Herbert I.; '10-11; G; \$; no #; Grand Rapids/S
Dwyer, Sean P.; 2006-07-08-09; Mgr; Saginaw
Dykema, Jon; 2000-01-02-03; Mgr; Freeland

IE

Edwards, Heywood M.; '67-68; F/C; 6-6;
 #33; Brooklyn, N.Y./Boys
Eckstrom, William, R.; '51-52; F; 6-3; #12;
 Grant/Same
Edwards, Derrick L.; 2004; Mgr; Chicago, Ill.
Eldred, Robert R.; '27; F; \$; no #; Eaton Rapids/Same
Ellis III, Alvin; 2014-15-16-17; G; 6-4; #3;
 Matteson, Ill./Chicago De La Salle
Emery, Brian; '87-88; Mgr; Perry/Same
Eva, Wesley L.; '23-24; C; \$; no #; Vulcan/S
Evans, Monte; '97; G; #22; Detroit/Cass Tech

IF

Fagan, Terrance, S.; '72; G; 5-11; #21;
 Flint/St. Michaels
Fahs, David L.; '59-60-61C; G; 5-9; #12;
 Monroe, Wis./Same
Falkowski, George; '38-39; F; \$; #22; Flint/S
Fanning, Lawrence; '60; G; 6-0; #10;
 Gas City, Ind./Mississinewa
Feick, Jamie; '93-94-95-96 CoC; F; 6-8;
 #30; Lexington, Ohio/Same
Feldreich, Sten; '78; C; 7-0; #43;
 Bromma, Sweden/Same
Felt, Carl; '27-28-29C; G; \$; no #; Muskegon/S
Ferguson, Brett A.; 2008-09-10-11; Mgr;
 Wheaton, Ill.
Ferguson, Christian S.; '61; G; 5-10; #10;
 Lansing/Sexton
Ferguson, George H.; '56-57C; F; 6-3; #30;
 Providence, R.I./North Providence
Ferrari, Albert R.; '53-54-55C; F; 6-3; #22;
 New York/Brooklyn Tech
Ferrell, Fred I.; '75-76; Mgr; Detroit/S
Fessenden, Clarence W.; '21-22-23C; G;
 \$; no #; Newaygo/S
Finnamore, Steve; 2000; Mgr; Brooklyn, N.Y.
Finn, John; '3; C; 6-4; #15; Escanaba/Same
Flowers, Donald; '78; G; 6-2; #21; Detroit/
 Hamtramck
Flores, David; 2001-02-03-04; Mgr;
 Los Angeles, Calif.
Forbes, Bryn; 2015-16; G; 6-3; #5;
 East Lansing/Sexton
Ford, Patrick; '83-84; G/F; 6-5; #44;
 Detroit/Cass Tech
Fordham, Barry; '84-85-86-87CoC; C; 6-8;
 #40; Buffalo, N.Y./Sweet Home
Fortino, M. Samuel; '45-46; F; 6-2; #6; Alma/Same
Fossum, Robert; '81; G; 5-9; #15; Okemos/Same

Foster, Walter J.; '19-20-21C-22; C; \$; no #;
 East Lansing/S
Frankel, Charles M.; '45; C; 6-3; #4;
 Detroit/Northern
Franklin, Michael; '92-93-94-95; Mgr;
 Grand Rapids
Fredericks, Charles C.; '25-26; G/C; \$; no
 #; Saginaw/S
Frimodig, Lyman L.; '14-15-16C-17; C/G; \$;
 no #; Calumet/S
Frizzo, Leo V.; '35; C; \$; #9; S/S
Furlow, Terry L.; '73-74-75-76C; F; 6-5; #25;
 Flint/Northern
Furseth, Erik O.; '51-52-53C; F; 6-3; #5;
 Cleveland Heights, Ohio/Same

IG

Gale, Robert S.; '68-69-70; F; 6-5; #25;
 Trout Creek/Same
Ganakas, Gary E.; '71-72-73; G; 5-5; #11;
 East Lansing/Same
Garavaglia, John; '94-95-96-97; F; 6-9; #21;
 Allen Park/Aquinas
Garlock, Ronald; '35-36-37; G/F; #16; S/S
Garrett, George A.; '18-19-20C; G; \$; no #;
 Elmhurst, N.Y./S
Gauna, Alex; 2012-13-14; F; 6-9; #2;
 Eaton Rapids/Eaton Rapids
Gauthier, George E.; '11-12-13-14C; F; \$;
 no #; Detroit/S
Geahan, Robert R.; '47-48-49C; F; 6-1; #3;
 Lansing/Sexton
Geistler, Gerald L.; '66-67-68; C; 6-9; #42;
 Detroit/Redford
Gent, George E. (Pete); '62-63-64; C/F;
 6-5; #30; Bangor/Same
George, Conner; 2017-18; G; 6-3; #41;
 Okemos, Mich./Okemos
Gerard, Joseph E.; '40-41-42; F; \$; #16;
 North Webster, Ind./S
Gibbons, James M.; '68-69-70CoC; C; 6-7;
 #41; Blissfield/Same
Gibson, Michael; 2006; Mgr; Cumberland, R.I.
Gilkey, Edward A.; '20-21-22; F; \$; no #; Lansing/S
Gilkie, Gerald; '79; F; 6-5; #43; Detroit/Kettering
Gill, William W.; '04; C; \$; no #; S/S
Girton, Derek; 2005-06-07; Mgr; Sturgis
Glover, William J.; '73-74-75; G; 6-2; #12;
 Pontiac/Central
Gleason, Bobby; 2001; Mgr; Davison
Godfrey, Walter G.; '55-56C; G; 6-1; #23;
 Detroit/Cass Tech
Goins, Kenny; 2016-17-18; F; 6-6; #25; Troy/
 Warren Mott
Golis, William; '60; G; 6-0; #25;
 Bolivar, Pa./Laurel Valley
Gonzalez, Robert; '79-80; F; 6-7; #35;
 Detroit/Catholic Central
Gonzenbach, Max; '56-58; C; 6-8; #32/35;
 Milbank, S.D./Same
Gore, Timothy; '82-83-84; G; 6-4; #10;
 Erie, Pa./Cathedral Prep
Gorman, John E.; '66; G; 5-11; #11;
 Chicago, Ill./Fenwick
Goss, Robert W.; '11-12-13-14; G; \$; no #;
 Fall River, Mass./S
Gowens, Arthur L.; '59; F; 6-2; #35; Lansing/
 Sexton
Graham, Ralph C.; '05-06; Mgr; Owosso/S
Grams, Milton H.; '28; Mgr; S/S
Granack, John M.; '46-49; F; 5-11; #7;
 Hammond, Ind./Same
Granger, A.J.; '97-98-99-00Tri-C; F; 6-9;
 #43; Findlay, Ohio/Liberty-Benton
Gray, Jacob; 2000; Mgr; Plymouth
Gray, Marquise; 2006-07-08-09; F; 6-8;
 #41; Flint/Beecher
Green, Raymond; 2009-10QuaC-11CoC-
 12CoC; F; 6-6; #23; Saginaw/Saginaw
Green, Harry A.; '43; Mgr; Detroit/S

Green, Johnny M.; '57-58-59C; C; 6-5;
 #24 (ret.); Dayton, Ohio/Dunbar
Green, Justin; 2018; Mgr; Belleville
Griffin, Joseph P.; 2007-08; Mgr; Romeo
Grove, Donald B.; '28-29-30; F; \$; no #; S/S
Grove, Roger R.; '29-30-31CoC; G/F; \$;
 no #; Sturgis/S
Guess, Lorenzo; '98; G; 6-3; #5; Wayne/Memorial
Gutkowski, Ronald J.; '70-71-72CoC; F; 6-6;
 #24; Detroit/Catholic Central

IH

Hackett, Paul; '25-26C; F; \$; no #; Saginaw/S
Haffentcamp, Joseph P.; '02-03-04; F; \$;
 no #; Grand Rapids/S
Haga, Arthur J.; '29-30-31CoC; G; \$; no #;
 Muskegon/S
Hairston, Lindsay; '73-74-75C; C; 6-7; #45;
 Detroit/Kettering
Haley, Ron; '91-92; F; 6-6; #45; Saginaw/Nouvel
Hall, C.C.; '26; Mgr; S/S
Hall, Jesse; '88-89-90; G; 6-3; #23; Venice, Ill./Same
Hall, Richard D.; '61; F/C; 6-4; #32;
 Manitowac, Wis./Lincoln
Hamilton, Geoffrey; '61-62-63; Mgr; Three Rivers
Hammes, John H.; '18-20; G; \$; no #; Newberry/S
Hamo, Anthony G.; '2005-06; G; 6-2; #22;
 Flint/Powers Catholic
Hannish, Claude C.; '06-07-08-09-10C-11;
 G; \$; no #; Grand Rapids/S
Hannon, Jacob; 2007; F; 6-5; #43; Cody,
 Wyo./Cody
Harris, Eron; 2016-17CoC; G; 6-3; #14;
 Indianapolis, Ind./Lawrence North
Harris, Gary; 2013-14; G; 6-4; #14;
 Fishers, Ind./Hamilton Southeastern
Harris, James; '55; F; 6-3; #25; Fort Wayne,
 Ind./Harlan
Hart, David; '93-94-95-96; G; 6-4; #4;
 Battle Creek/Central
Hartman L. Deneal; '52-53-54; F; 6-4;
 #13/19; Fort Wayne, Ind./South
Harvey, Andrew J.; 2005; F; 6-5; #43;
 Escanaba/Same
Hashu, Nicholas; '42-43-45C; G; 6-0; #9;
 Hammond, Ind./Same
Haun, Harold E.; '30; C; \$; no #; S/S
Headen, John W.; '68; Mgr; Detroit/S
Heasley, Lloyd E.; '20-21-22C; F; \$;
 no #; Zealand/S
Hedden, Larry D.; '56-57-58; F; 6-5; #33;
 Gas City, Ind./Mississinewa
Hendon, Nicholas W.; 2006-07-08-09;
 Mgr; Newaygo
Henk, Andrew; 2013-14; Mgr; Utica
Henry, Charles A.; '38-39; G; \$; #16;
 Huntington, Ind./S
Herrick, Robert C.; '33-34-35C; F/G; \$; #4;
 #5; Herzog, Tom; 2008-09-10; C; 7-0; #40; Flint/Powers
Hess, Leon; '48; G; 6-3; #16; Auburn, Ind./Same
Hetzl, Stephen P.; 2004-05; Mgr; Allen Park
Hickman, Parish; '89-90-91; F; 6-7; #42;
 Detroit/Bishop Borgess
Higbie, Charles C.; '18-20-21; C/F; \$; no #;
 Napoleon/S
Hill, Christopher; 2002-03-04-05QuaC; G;
 6-3; #5; Indianapolis, Ind./Lawrence North
Hindman, O. Max; '39-40-41; C/F; \$; #8; Gary, Ind./S
Hinkin, Paul E.; '54; F; 6-4; #13;
 Saginaw/Arthur Hill
Hoff, Guy F.; '11; F; \$; no #; Buffalo, N.Y./S
Hoffman, Lee S.; '50; Mgr; East Lansing/S
Holkamp, Matt; '91; C; 6-10; #44; Ionia/Same
Hogberg, Jake E.; 2006; Mgr; Iron Mountain
Holberg, Jacob; 2018; G; 6-0; 175; #10;
 Burr Ridge, Ill./Hinsdale Central
Holcomb, Monte S.; '31; F; \$; no #; S/S
Hollis, Mark; '82-83-84-85; Mgr; Port Huron/S
Holmberg, Nicholas; 2005-06-07-08; Mgr;



ALL-TIME LETTERWINNERS

Grand Ledge
Holmes, Jalen; 2015-16-17; Mgr.; St. Joseph
Holmes, Richard; '64-65-66; F; 6-4; #33;
 Willard, Ohio/Same
Holms, D. John; '67-68-69; F; 6-4; #24;
 Lansing/Sexton
Hood, Charles; '15-16; F; \$; no #; Buffalo, N.Y./S
Hood, Oliver Z.; '26-27; F; \$; no #; Ionia/S
Huck, Christopher D.; '72-73; Mgr.; Monroe/S
Huffman, Jaimie; '79; G; 6-3; #24; Lansing/Everett
Hutman, Vivian; '23; G; \$; no #; Grand Rapids/S
Hurley, T.J.; 2010-11-12-13; Mgr.; Redford
Hutson, Andre; '98-99-00-01; F; 6-8; #34;
 Trotwood, Ohio/Trotwood-Madison
Hutt, Martin C.; '38-39-40C; F/C; \$; #10;
 Schenectady, N.Y./S

I
Ianni, Anthony; 2012; C; 6-9; #44;
 East Lansing, Mich./Okemos
Ibok, Idongesit W.; 2006-07-08-09; C; 6-11;
 #00; Lagos, Nigeria/Monterverde Acad. (Fla.)
Immbink, Greg; 2013; Mgr.; Hudsonville
Ishbia, Matt; 2000-01-02; G; 5-10; #15;
 Birmingham/Seaholm
Izzo, Mario F.; '86-87-88; C; 6-11; #55;
 Park Ridge, N.J./St. Joseph Regional
Izzo, Paul; 2005-06-07-08; Mgr.; Iron Mountain

J
Jackson Jr., Jaren; 2018; F; 6-11; #2;
 Carmel, Ind./La Lumiere
James, Kurt M.; '80-82CoC; F; 6-7; #30;
 Pontiac/Northern
Jennings, Brandon P.; 2003-04-05-06; Mgr.;
 Detroit
Johnson, Darryl D.; '84-85-86-87CoC; G;
 6-2; #13; Flint/Central
Johnson, Derek; '92; Mgr.; G
Johnson, Earvin; '78-79CoC; G/F; 6-8;
 #33 (ret.); Lansing/Everett
Johnson, George; '83-84-85-86-87; Mgr.;
 Saginaw/S
Johnson, Ken F.; '84-85; F; 6-8; #00;
 La Jolla, Calif./LaJolla
Johnson, Louis, Jr.; '92-93-94-95; Mgr.;
 Muskegon Heights
Johnson, Rashl J.; 2003-04; G; 6-2; #11;
 Chicago, Ill./King
Johnson, Robert B.; '53; F; 6-1; #6;
 Muskegon Heights/Same
Johnson, Roscoe; 2014-15-16-17; Mgr.;
 Wiesbaden, Germany
Johnson, Vernon L.; '67-68; G; 5-11;
 #23; Saginaw/Same
Johnston, Rae J.; '50; Mgr.; River Rouge/S
Jones, Dudley P.; '41-42-46; G/F; 6-1; #5;
 Hammond, Ind./Whiting
Jordan, Richard D.; '67; G; 5-7; #14; Fennville/
 Same
Joseph, Maurice M.; 2006-07; G; 6-4; #23;
 Montreal, Quebec/Chaplain-St. Lambert
Joyce, Donn; '49; G; 6-0; #19; Greenfield,
 Ind./Same

K
Kacmarcik, Drew; 2015-16-17-18; Mgr.;
 Mequon, Wis.
Kaminski, Kenny; 2014; F; 6-8; #30;
 Medina, Ohio/Medina
Kathrein, John A.; '52; Mgr.; Chicago, Ill./S
Kaye, Richard P.; '79-80-81; F; 6-6; #42;
 Livonia/Detroit Catholic Central
Kearney, Brandon; 2012; G; 6-3; #3;
 Detroit, Mich./Southeastern
Keast, Roger; '32; F/G; \$; no #; S/S
Kebler, Michael H.; 2008-09-10-11; G; 6-3;
 #20; Okemos/Same

Keeler, David J.; '67; F; 6-6; #44; Moline, Ill./S
Keir, Gerald J.; '64; Mgr.; Snyder, N.Y./S
Keller, Brennan; 2007-08; Mgr.; Glenview, Ill.
Kelley, Thomas; '95-96-97-99QuaC; G; 6-2;
 #3; Grand Rapids/Union
Kelser, Gregory; '76-77-78CoC-79CoC; F;
 6-7; #32 (ret.); Detroit/Henry Ford
Kemler, John; '66; Mgr.; Rochester/S
Kemp, Edward K.; '35; Mgr.; S/S
Kern, Sidney A.; '45; Mgr.; Detroit/S
Kidman, James; '24; G; \$; no #; Clyde, Ohio /S
Kilbride, Duane R.; '61; F/G; 6-2; #21;
 Kankakee, Ill./St. Patrick Central
Kilgore, William; '71-72-73C; C; 6-7; #22;
 River Rouge/Same
Kircher, Alton; '32-33C; \$; no #; Gladstone/S
Kirpatrick, Steven; '70; G; 6-2; #32;
 Lafayette, Ind./Jefferson
Kitto, Clyde A.; '24; C; \$; no #; Gladstone/S
Klein, Jason; '96-97-98-99QuaC; G; 6-7;
 #11/44; Grosse Ile/Same
Kohut, Andrew H.; 2004-05; Mgr.; Griffith, Ind.
Kowalk, Clayton J.; '43; G/F; 5-11; #25;
 Eaton Rapids/Same
Kraft, Howard; '36-37-38C; F/G; \$; #18; Niles/S
Krakora, Joseph G.; '45; G; 6-1; #12;
 Berwyn, Ill./Morton
Krall, William R.; '45-46; C; 6-8; #22;
 Detroit/Redford
Krehl, Edward C.; '05-06C-07C-08; S; \$;
 no #; Buffalo, N.Y./S
Kruse, Alexander; 2010-11-12-13; Mgr.;
 Grand Blanc, Mich.
Kruse, Christopher; 2010-11-12-13; Mgr.;
 Grand Blanc, Mich.
Kucab, Jeff; '96-97-98-99; Mgr.; Grosse Ile
Kupper, James N.; '64-65-66; G; 6-0; #23;
 Louisville, Ky./St. Xavier
Kurtz, Lawrence; '18-19C-20; G; \$; no #; Flint/S

L
Lafayette, Lee; '67-68-69C; F/C; 6-6; #35;
 Grand Rapids/South
Lailey, Patrick; '98-99-00-01; Mgr.; Holland
Lamers, John (Jack); '61-62-63C; G/F; 6-2;
 #15; Kimberly, Wis./Same
Langford, Joshua; 2017-18; G; 6-5; #1;
 Huntsville, Ala./Madison Academy
Laporte, Geoff; 2010-11-12-13; Mgr.;
 Beverly Hills, Mich.
Larson, Edward L.; '34; Mgr.; Montague/S
Levin, Harvey A.; '65; Mgr.; Kankakee, Ill./S
Lewis, Tyrone; '72; F/G; #34; Ferndale/Same
Lick, Thomas W.; '67-68-69; C; 6-10; #34;
 Gaylord/Same
Lieberman, Albert G.; '49; Mgr.; Owosso/S
Lieberman, James K.; '72; Mgr.; Owosso/Same
Linhart, Ryan C.; 2007-08-09; Mgr.; Brighton
Lloyd, Gregory L.; '79; 6-1; G; #10;
 Lansing/Eastern
Longaker, Michael; '78-79-80; G; 6-1; #23;
 Warren/Same
Lorbeck, Erazem; 2003; F; 6-10; #41;
 Ljubljana, Slovenia
Lucas, Kalin; 2008-09CoC-10QuaC-11CoC; G;
 6-0; #1; Sterling Heights/Orchard Lake St. Mary's
Lucious, Korie; 2009-10-11; G; 5-11; #34;
 Milwaukee, Wis./Pius XI
Lumsden, David H.; '47; C; 6-5 #5;
 Lexington, N.C./Same
Lux, Harry; '56-57; G; 5-10; #11; Chicago,
 Ill./Leo
MacDaugal, Everett R.; '40; Mgr.; Detroit/S
MacDonald, Timothy; '85-86-87-88-89;
 Mgr.; Scio, N.Y.
MacMasters, Hugh D.; '52; C; 6-6; #15;
 Hazel Park/Same

Mahaney, Robert C.; '51; Mgr.; Owosso/S
Maisner, Michael; '80-81-82; Mgr.; Marshall/S
Manns, Kirk; '87-88-89-90; G; 6-1; #10;
 North Judson, Ind./Same
Marin, John E.; '33; Mgr.; S/S
Marx, Harry B.; '25; G; \$; no #; Monroe/S
Mason, Ellwood W.; '25; C; \$; no #; Burton/S
Mathieson, Roderick; '12; F; \$; no #; Detroit/S
Matson, Edward I.; '21-22; G; \$; no #; Dollar Bay/S
Mattera, James; 2002; Mgr.; Frankfort, Ill.
Matthews, Wallace B.; '25; Mgr.; S/S
May, Floyd E.; '43; F; 6-0; # 11;
 Schenectady, N.Y./Mt. Pleasant
May, Ian; 2014-15-16-17-18; Mgr.; Rockford
Mazza, Matthew A.; '46-47; C; 6-2; #29;
 Niagara Falls, N.Y./Trott
McAuliffe, Thomas W.; '51; G; 6-0; #7;
 Chicago, Ill./Leo
McCall, Matt; 2015-16-17-18; Mgr.; Grand
 Rapids
McCall, Tom; '84-85-86-87; Mgr.; Detroit/S
McCaslin, Garold; '31-32-33C; C/F; #16; S/S
McCloughry, Matt; 2016-17-18; Mgr.;
 Clarkson
McClelland, Albert L.; '15-16-17C; G; \$;
 no #; Holland/S
McCoy, Julius; '54-55-56; F; 6-2; #18/15;
 Farrell, Pa./Same
McGill, Thomas; '73-74-75; F; 6-4; #41;
 Flint/Northern
McGillicuddy, Robert; '28; G; \$; no #;
 Lansing/S
McGlothlan, Marqus L.; 2009-10; Mgr.;
 Milwaukee
McKenna, Parnell G.; '06-07-08-09C-10; \$;
 \$; no #; S/S
McMillan, Roy A.; '23-25; F; \$; no #; S/S
McNally, Ben; 2011-12-13-14; Mgr., Almont
McQuaid, Matt; 2016-17-18; G; 6-5; #20;
 Duncanville, Texas/Duncanville
Means, Clarence T. (Sonny); '50-51-52C;
 G; 5-11; #3; Saginaw/Same
Medley, Kyle; 2004-05-07; Mgr.;
 Maineville, Ohio
Mekules, Frank A.; '41; C; #22; Detroit/S
Merr, Elmer H.; '08-09; S; \$; no #; Detroit/S
Miller, Wilson F.; '03-04; Mgr.; Ray Center/S
Miller, Anthony; '92-93-94; F; 6-9; #34;
 Benton Harbor/Same
Miller, Carl F.; '16; G; \$; no #; Saginaw/S
Miller, Costa M.; '61; Mgr.; S/S
Miller, Hiram H.; '13-14; F; \$; no #;
 Tonawanda, N.Y./S
Miller, Ken; '98; C; 6-10; #54;
 St. Clair Shores/Lakeshore
Miller, Oscar; '14-15C; G; \$; no #; Saginaw/S
Miller, Patrick F.; '70-71-72CoC; F/G; 6-2;
 #35; Menominee/Same
Miller, Robert E.; '65-66; F; 6-5; #35;
 Fort Wayne, Ind./Elmhurst
Miller, W. Blake; '13-15; F; \$; no #;
 Tonawanda, N.Y./S
Mills, Herbert; '07-08-09; S; \$; no #; Adrian/S
Milton, Cedric L.; '73-74-75-76; C; 6-9;
 #24; Denver, Colo./Manual
Montgomery, Mark; '89-90-91-92 CoC; G;
 6-2; #11; Inkster/Southgate Aquinas
Moore, John L.; '50; C; 6-7; #15; Ionia/Same
Morgan, J. Raymar; 2007-08-09-10QuaC;
 F; 6-7; #2; Canton, Ohio/McKinley
Morris, Robert; '39-40-41; F; #12; Grand Rapids/S
Morrison, Randy; '81; G; 6-2; #23; Olivet/Same
Mudd, Richard D.; '82-83-84-85CoC; C;
 6-9; #24; Washington, DC/McKinley Tech
Mull, Anthony; '96-97; G; #10; 6-4;
 Flint/Southwestern
Mueller, David P.; '86-88-89-90; C; 6-9;
 #34; Racine, Wis./St. Catherine's
Munson, Justin T.; 2007-08-09-10; Mgr.; Elsie
Murray, Byron; '17-18C; F; \$; no #; Marquette/S
Muth, Charles K.; '33; G; \$; #3; S/S

IN

Nadeau, Ryan; 2014-15-16; Mgr; Northville
Nagel, Robert; '50; G; 6-2; #16; Lansing/Eastern
Nairn Jr., Lourawis; 2015-16TrC-17CoC-18CoC; G; 5-10; #11;

Nassau Bahamas/Sunrise Christian Academy
Nash, Ricky; '76; F; 6-4; #34; Saginaw/Same
Naymick, Drew M.; 2004-05-07-08; C; 6-10; #34; Muskegon/North Muskegon
Neaves, Mitchell; '96-97; Mgr.; Virgin Islands
Neitzel, Drew A.; 2005-06-07CoC-08CoC; G; 6-0; #11/12; Grand Rapids/Wyoming Park
Newman, Harold C.; '24; Mgr; East Lansing/S
Nichols, TJ; 2014-15-16-17; Mgr; Grand Blanc
Nicodemus, Steve; '93-94-95-96; G; 6-4;

#22; S. Whitley, Ind./Whitko
Nix, Derrick; 2010-11-12-13TrC; C; 6-9; #50/25; Detroit/Pershing

Ngo, Donald H.; 2002-03-04; Mgr.; Holt
Noack, William; '64; C; 6-8; #35; Lansing/Eastern
Novak, Andrew; 2014-15-16; Mgr; Belleville
Novak, Brian; 2016-17-18; Mgr; Belleville
Nullita, Matt; '23-24-25C; F; \$; no #; Negaunee/\$

IO

Ockerman, Justin P.; 2004; F; 6-9; #54; Garden City/Same

O'Leary, Robert J.; '45; F; 6-0; #10; Portsmouth, N.H./Same

Olson, Duane; '57; F/C; 6-5; #21; Detroit/Cass Tech

Olson, Lance E.; '58-59-60C; F; 6-4; #30; Green Bay, Wis./West

Osterink, Leonard; '37; F; \$; #21; Grand Rapids/S
Ott, Jordan; 2007-08; Mgr; McConnellsburg, Pa.
Owens, David; 2017-18; Mgr.; Owosso

IP

Pacynski, Stan L.; '22; F; \$; no #; Bay City/S
Palazzolo, Brian; 2014-15; Mgr; Rochester
Palazzolo, Matt; 2017-18; Mgr; Rochester
Palm, Wayne V.; '19-20-21; F; \$; no #; East Lansing/S

Papadakos, George; '87-88TrC; C; 7-0;

#41; Don Mills, Ont./St. Michael's
Patchett, Wendall T.; '32-33-34C; F; \$; #9; East Lansing/S

Pattison, Benjamin P.; '11; G; \$; no #; Caro/S
Paulson, Donald H.; '49; Mgr.; S/\$

Pauga, Brian; 2004-05-06-07; Mgr.; Hinsdale, Ill.

Pauga, Kevin; 2001-02-03-04; Mgr.; Hinsdale, Ill.

Payne, Adreian; 2011-12-13-14; F; 6-10; #5; Dayton, Ohio/Jefferson Township

Payton, Darwin R.; '77-78-79; Mgr.; River Rouge/Same

Pedro, Gregory; '84-85; G; 6-4; #21; Staten Island, N.Y./St. Peter's

Penick, Andy; '91-95; G; 6-2; #12; Louisville, Ky./Pleasure Ridge Park

Peplowski, Mike; '90-91-92-93CoC; C; 6-10; #54; Detroit/Warren De LaSalle

Peppard, David; '17; C; \$; no #; East Lansing/S

Peppler, Albert P.; '43-46-47; G; 5-11; #10; Emmitsburg, Md./Shorewood (Milwaukee)

Perez, Evaristo; '82; F/C; 6-8; #43; Birmingham/Orchard Lake St. Mary's

Perry, Derek J.; '80-81-82-83CoC; F; 6-6; #41; River Rouge/Same

Petela, Stanley F.; '48; G; 6-1; #10; Branford, Conn./Same

Peterson, Duane K.; '54-55-56; C; 6-7; #34; Elkhart, Ind./Same

Peterson, John H.; '42; Mgr.; Grayling/S

Peterson, Melvin E.; '40-41-42; G; \$; #9; Muskegon/S

Peterson, Morris; '97-98-99-00TrC-C; F; 6-6; #42; Flint/Northwestern

Peterson, Zach; 2012-13; Mgr.; Oak Park, Ill.

Petroski, Carl F.; '41-42-43; C; 6-0; #5; Schenectady, N.Y./Mt. Pleasant

Pfeffer, Gregg; '83-84-85; Mgr.; Pontiac/\$

Pfeffer, Steven R.; '80-81-82; Mgr.; Pontiac/\$

Phillips, Jordan; 2018; Mgr., Washington, D.C.

Phillips, Nate; '77-78; G; 6-4; #22; Omaha, Neb./North

Phillips, Robert H.; '39-40-41C; F/G; \$; #6; Gary, Ind./S

Pinneo, Dee W.; '31-32C; F; \$; no #; Grand Rapids/S

Pires, Michael; 2014-15; Mgr; Fort Lauderdale, Fla.

Pjesky, Daniel D.; '43-46; G; 5-11; #3/11; Benton Harbor/Same

Polec, Larry; '83-84-85-86CoC; F; 6-8; #35; Sterling Heights/Same

Polonowski, Steve; '94-95-96-97CoC; F; 6-9; #35; Rockford/Same

Prylow, Mark; '94-95; G; 6-3; #20; Rochester/DeLaSalle

IQ

Qasawa, Anthony; 2017; Mgr., Farmington Hills

Qualman, Erik; '91-92-93; Mgr.; '94; 6-6; F; #42; Rochester Hills/Same

Quiggle, Jack E.; '56-57-58; F/G; 6-3; #21; South Bend, Ind./Central

IR

Radelet, Kevin C.; '81; G; 5-11; #45; East Lansing/Same

Ralston, Merle C.; '24; F; \$; no #; Coldwater/S

Rand, Thomas A.; '58-59; G; 6-2; #20; Green Bay, Wis./East

Randolph, Zach; 2001; C; 6-9; #50; Marion, Ind./Marion

Rapchak, William M.; '45-48-49-50; F; 6-1; #6/14; Whiting, Ind./Same

Raymond, James A.; '55; G; 5-11; #14; Lansing/Same

Reading, Shannon; '66-67; G; 6-0; #31/22; Bowling Green, Mo./Same

Reading, Willard L.; '48; Mgr; Rochester/S

Reck, Dan J.; '34-35-36C; F/G; #4; Lansing/S

Redfield, Ken; '87-88-89-90; F; 6-7; #20; Chicago, Ill./Weber

Reese, Kevin; '88-89-90-91; Mgr.; Sterling Heights/S

Respert, Mike; '95-96; G; 5-11; #15; Detroit/Bishop Borgess

Respert, Shawn; '92-93-94CoC-95CoC; G; 6-3; #24 (ret.); Detroit/Bishop Borgess

Reynolds, Bruce W.; '54; Mgr.; Lake City/S

Rhodes, Eugene N.; '53; G; 5-11; #10; Monroeville, Ind./Same

Richards, Roland; '24-25; G; \$; no #; Lansing/S

Richardson, Jason; 2000-01; G/F; #23; Saginaw/Arthur Hill

Ricker, Fred G.; '15-16; F; \$; no #; Saginaw/S

Ridley, Michael E.; '72; F; #44; Walld Lake/Central

Riewald, Daniel B.; '76-77-78; G; 6-5; #41; Bloomfield Hills/Lahser

Rigby, Cyril P.; '16; G; \$; no #; Lisbon, Ohio/S

Riorden, Edward D.; '33; G; \$; #6; S/\$

Rison, Andre; '88; G; 6-1; #22; Flint/Northwestern

Ritz, Alfred H.; '36; G; \$; #17; S/\$

Rivers, Lovelle; '74-75-76; F/C; 6-5; #22; Detroit/Mackenzie

Robbins, Robert D.; '47-48-49-50C; G; 6-3; #9; Belflower, Calif./Same

Roberts, Robin B.; '45-46-47C; F; 6-0; #17; Springfield, Ill./Lanphier

Robinson, R. G.; '20; G; no #; Manistee/S

Robinson, Hugh; '23-25; C; \$; no #; Detroit/S

Robinson, Michael A.; '72-73-74C; G; 5-11; #31; Detroit/Northeastern

Roe, Delvon; 2009-10-11; F; 6-8; #10; Euclid, Ohio/St. Edward

Rogers, Spencer W.; '35; F; \$; #4; S/\$

Rolen, Edward C.; '35-36-37; F; \$; #6; Buchanan/Same

Rood, Joseph; 2003-04-05-06; Mgr.; Winfield, Ill.

Rowley, Delco R.; 2004-05-06QuaC; F; 6-8; #50; Indianapolis, Ind./Arlington

Rousse, Milo M.; '34-35C; G; \$; #7; Boyne City/S

Roy, Greg; 2017; G; 6-3; #40; Fort Worth, Texas/North Crowley

Russo, Leroy G.; '28-29; G; no #; S/\$

Rymal, Steven A.; '66-67-68; G; 6-1; #15; Adrian/Same

IS

Sabo, Ronald J.; '61; F/C; 6-6; #23; Youngstown, Ohio/Chaney

Saccoccia, Anthony; 2009-10; Mgr.; Steubenville, Ohio

Sackrider, Thomas; '55-56; Mgr; East Lansing/S

Saltzman, Rael J.; '74; Mgr.; Franklin/\$

Sanders, Lonnie; '62; F; 6-2; #35; Detroit/Pershing

Sanders, Marcus L.; '63-64-65C; F/G; #31; Detroit/Pershing

Sarkine, James; '86-87-88-89; C; 6-9; #30; Indianapolis, Ind./Ben Davis

Saunders, Blake; 2012-13; Mgr.; Hinsdale, Ill.

Schaffer, John E.; '03-04-05; F; \$; no #; New York, N.Y./S

Schau, Henry; '28; G; \$; no #; Schererville, Ind./S

Schemmel, Jacob; 2014-15; Mgr; Rockford

Schilling, Gavin; 2014-15-16-18; F; 6-9; #34; Chicago, Ill./Findlay Prep (Henderson, Nev.)

Schlatter, G. James; '52-53-54; G; 5-11; #11; Fort Wayne, Ind./North

Scholtz, Harold C.; '33-36-37; F; \$; #19; S/\$

Schrage, William; 2009-10-11; Mgr.; Grosse Pointe West

Schuitema, Reed R.; 2006-07-08-09; Mgr.; Muskegon

Schwarm, Arthur V.; '60-61-62C; G; 6-1; #24; Evanston, Ill./Same

Schwarz, William R.; '62-63-64; G; 6-3; #14; Columbia City, Ind./Same

Scott, David A.; '57-60; G; 6-2; #12/13; Detroit/Cooley

Scott, Edward; 29-30-31CoC; G; \$; no #; S/\$

Sekal, Scott; '86-87-88-89; F; 6-8; #44; Houston, Texas/Alief Hastings

Setas, Benjamin; 2009-10-11; Mgr. East Lansing

Shackelton, R. Joseph; '73-74; F; 6-2; #34; Okemos/Same

Sheathelm, Russell W.; '30; F; \$; no #; S/\$

Sheffield, Arthur; '16-17; G/F; \$; no #; Harrison/\$

Shereda, James E.; '71-73; C; 6-8; #43; Freehold/Same

Sherman, Garrick; 2010-11; C; 6-10; #41; Kenton, Ohio/Kenton

Shick, John C.; '65; G; 6-1; #10; Okemos/Same

Shidler, Frank J.; '38-39; C/F; \$; #21; S/\$

Simmons, Matt; '96-97-98; Mgr. Grand Rapids

Simpson, Ralph; '70; G; 6-5; #15; Detroit/Pershing

Skiles, Scott; '83-84-85-86CoC; G; 6-1; #25/4 (ret.); Plymouth, Ind./Same

Smith, Allen; '72-73; F; 6-5; #44/41; Chicago, Ill./Lindblom



ALL-TIME LETTERWINNERS

Smith, Antonio; '96-97CoC-98CoC-99 QuA/C; F; 6-8; #13; Flint/Northern
Smith, Brandon; '99-00-01; G; 5-10; #10; Rochester, N.Y./Pittsford Sutherland
Smith, Daniel R.; '50; F; 6-0; #12; Gary, Ind./Horace Mann
Smith, Joseph F.; '35-36; G; #; #12; S/S
Smith, Kevin R.; '80-81-82 CoC; G; 6-2; #5; Birmingham/Brother Rice
Smith, Louis J.; '26-27; F; #; no #; Muskegon/S
Smith, Robby O.; 2008-09-10; Mgr.; Saginaw
Smith, Steve; '88-89-90CoC-91CoC; G; 6-7; #21 (ret.); Detroit/Pershing
Snider, Irving J.; '18-19; F; #; no #; Elkon/S
Snodgrass, James A.; '49-50-51; G; 6-1; #11; Pierceton, Ind./Same
Snow, Eric; '92-93-94-95CoC; G; 6-3; #13; Canton, Ohio/McKinley
Sparvero, Robert P.; '62; F; 6-2; #20; Pittsburgh, Pa./Baldwin
Spaulding, Don D.; '69; Mgr.; Benton Harbor/S
Spencer, Norman M.; '10-12-13; G; #; no #; Saginaw/S
Spiller, Eric; '86-88-89-90; Mgr.; Southfield/Same
Squires, Justin; 2001-02-03-04; Mgr.; Scottville
Stackhouse, Keith L.; '52-53-54C; G; 6-1; #14; Plymouth, Ind./Bourbon
Stauffer, Gordon C.; '50-51-52; G; 6-0; #18; Fort Wayne, Ind./South
Steffee, Donald K.; '45-46; S; #; #5; S/S
Steffen, Raymond B.; '49-50-51; C; 6-4; #14; Flint/Central
Steigenga, Matt; '89-90-91-92 CoC; F; 6-7; #35; Grand Rapids/South Christian
Stelmazek, Mike; '89-90-91-92; Mgr.; Canton
Stepler, Harrison; '68-69; G; 6-3; #31; St. Louis, Mo./McKinley
Stephens, Dwayne; '90-91-92-93CoC; F; 6-7; #31; Ferndale/Same
Stephens, Keith; 2001-02-03-04-05-06; Mgr.; Detroit
Stevens, Robert L.; '48-49; F; 5-11; #8; Sidney, Ind./Same
Stoll, Paul; '76; F/G; 6-2; #21; Bath/Same
Stone, Fred A., Jr.; '42-43-47; C; 6-6; #4; Chicago, Ill./Hirsch
Stouffer, James P.; '58-59; G; 6-0; #14; Pierceton, Ind./Same
Strong, Lawrence F.; '58; Mgr.; Houston, Tex.
Stupak, Ken; 2000; Mgr.; Menominee
Summers, Durrell L.; 2008-09-10-11; G; 6-4; #15; Detroit/Redford Covenant
Sutherland, Donald M.; '53; Mgr.; Plymouth
Suton, Goran; 2006-07-08-09; C; 6-10; #14; Lansing/Everett
Swanson, Hugo; '22; G; #; no #; Ishpeming/S
Sweda, Jon-Paul; '94-95-96-97; Mgr.; Detroit
Sweeny, Joe; 2012; G; 6-0; #34; Toms River, N.J./Toms River North

G; 6-1; #10; Traverse City/West
Tillman, Xavier; 2018; F; 6-8; #23; Grand Rapids, Mich./GR Christian
Torbert, Kelvin D.; 2002-03-04TriC-05 QuA/C; G; 6-4; #23; Flint/Northwestern
Totten, Edward C.; '28-29; C; #; no #; Detroit/S
Tower, Benjamin G.; '81-82-83-84CoC; F; 6-8; #20; Saranac/Same
Tower, Ray R.; '02-03; S; #; no #; Belding/S
Towner, John H.; '48; Mgr.; Lansing/S
Trannon, Matthew H.; 2004-05-06; F; 6-6; Flint/Northern
Trice, Travis; 2012-13-14-15TriC; G; 6-0; #20; Huber Heights, Ohio/Wayne
Tropf, Jeffrey L.; '75; C; 6-7; #42; Holt/Same
Tuttle, H. Foley; '03-04-05; G; #; no #; Detroit/S

I U
Ulmer, John D.; '59-60; Mgr.; Bluffton, Ind./S

I V
Valentine, Carlton; '85-86-87-88TriC; F; 6-5; #45; Washington, D.C./DeMatha
Valentine, Denzel; 2013-14-15TriC-16TriC; G; 6-5; #45; Lansing/Sexton
Valentine, Drew; 2014-15; Mgr.; Lansing
Van Dyk, Matt; 2016-17; F; 6-5; #30; Imlay City/Imlay City
Vandenbussche, Kevin M.; '76-77; G; 6-4; #15/23; Sterling Heights/Stevenson
Vanderjagt, Mark L.; '55; F/C; 6-6; #23; Cedar Grove, Wis./Same
VanderLende, Jeff J.; '71; F/C; 6-7; #32; Grand Rapids/East Christian
VanderRoest, Nicholas; '32-33-34; C/F; #; #8; S/S
Vanek, Greg; '85; F; 6-6; #20; Okemos/Same
VanFassen, Arnold B.; '33-34-35C; C/F; #; #22; S/S
VanHammen, Steven J.; '80-81; Mgr.; Grand Rapids/S
VanPelt, Brad; '71-72; F; 6-5; #10; Owosso/Same
VanRhee, Cory; '96-97-98-99; Mgr.; Holland
VanZylen, James; '28-39-30C; F; #; no #; S/S
Vatz, Abe M.; '12-13-14; F; #; no #; Pittsburgh, Pa./S
Vedvik, Frank J.; '35; C; #; #17; S/S
Vevia, Paul G.; '16-17; F; #; no #; Muskegon/S
Vincent, Daniel; 2003-04-05-06; Mgr.; Jamestown, N.Y.
Vincent, James S. (Sam); '82-83-84-85 CoC; G; 6-2; #11; Lansing/Eastern
Vincent, Jay F.; '78-79-80-81CoC; F/C; 6-8; #31 (ret.); Lansing/Eastern
Vissing, Paul R.; '47; Mgr.; Jackson/*
Vondette, Roy W.; '06-07-08C; S; #; no #; Saginaw/S
Vondette, William L.; '32-33; G; #; #14; S/S

I W
Waldron, Donald; '46-47-48; G; 5-11; #6/15; Milwaukee, Wis./Shorewood
Walker, Horace; '59-60C; F/C; 6-3; #15; Chester, Pa./Same
Walker, Ralph; '83-84-85-86; F; 6-8; #15; Southfield/Same
Walton, Travis; 2006-07CoC-08CoC-09 CoC; G; 6-2; #5; Lima, Ohio/La Senior
Ward, Lloyd; '68-69-70CoC; G; 5-11; #11; Romulus/Same
Ward, Nick; 2017-18; F; 6-8; #44; Gahanna, Ohio/Lincoln
Warren, John; '67; Mgr.; Ypsilanti/S
Washington, Brock; 2018; G; 6-0; #14; Southfield, Mich./Southfield Christian

Washington, Stanley; '64-65-66; G/F; 6-3; #24; Detroit/Northwestern
Walters, Casey; 2016-17-18; Mgr.; Rockford
Watts, Robert H.; '52; Mgr.; Detroit/S
Weathers, Ray; '95-96-97; G; 6-3; #5; Jackson/Jackson
Webb, Tanya W.; '76-77; C; 6-7; #42; Augusta, Ark./Same
Webber, Jason; '97; G; 6-5; #14; Farmington/Country Day
Weber, Joseph A., Jr.; '71-72; Mgr.; Creve Coeur, Mo./St. Louis Univ. HS
Wedgworth, George H.; '50; Mgr.; S/S
Weshinsky, Kris; '91-92-93-94CoC; G; 6-3; #3; Okemos/Loudon Valley (Va.)
Wesley, Charles; 2012-13; Mgr.; Hudsonville
Wesling, Richard M.; '52-53; G; 5-11; #9; Milwaukee, Wis./Messmer
Wessells, Phillip H.; '05; S; #; no #; Flint/S
Westerman, Leslie; '06-07; S; #; no #; Adrian/S
Westrick, Brian P.; 2002-03; F; 6-5; #52; Grand Ledge/Same
Wetzel, Keenan; 2012-13-14-15; G; 6-4; #15; Monroe, Mich./St. Mary Catholic Central
Weyland, Robert; '43; Mgr.; Wauwatosa, Wis./S
White, Benny A.; '73-74-75-76; G; 5-9; #23; Detroit/Northern
White, Curtis; '35-36; F; #; #19; East Lansing/S
White, Oliver G.; '43-46C-47; G/F; 6-0; #8; Cleveland, Ohio/Shaw
Wilcox, Frederick; '22; F; #; no #; Rockford, Ill./S
Wiley, DuJuan; '97-98; C; 6-9; #55; Detroit/Osborn
Wiley, Milton; '76; G; 5-11; #12; Belleville, Ill./Same
Wilkinson, Dorian C.; '36-37; C; #; #20; S/S
Wilkinson, Harry; '43; Mgr.; Milwaukee, Wis./S
Williams, Edward L. (Ted); '61-62-63; C; 6-7; #33; Stroudsburg, Pa./Same
Williams, Leonard; '78; G; 6-0; #24; Chicago, Ill./Harrison
Willis, Kevin A.; '82-83-84CoC; 7-0; #42; Detroit/Pershing
Wilson, Adam; 2000; Mgr.; Plymouth
Wilson, Edgar P.; '74-75-76-77; F/G; 6-5; #33; Dowagiac/Union
Wilson, Patrick J.; '55-56-57; G; 6-0; #35; Lapeer/Same
Winston, Cassius; 2017-18; G; 6-0; #5; Detroit/University of Detroit Jesuit
Wishart, George; 2001-02-03-04; Mgr.; Belleville
Wolfe, Adam; 2001-02-03; F; 6-9; #3; Westerville, Ohio/South
Wolfe, Todd; '87-88-89-90; G/F; 6-5; #24; Arlington Heights, Ill./Mt. Prospect
Wollenman, Colby; 2012-14-15-16; F; 6-6; #40/41; Big Horn, Wyo./Big Horn
Wood, Brandon; 2012; G; 6-2; #30; Kokomo, Ind./Kokomo
Wood, William W.; '16; S; #; no #; Lawton/Same
Worthington, Bobby; '77-88; F; 6-7; #43; Zion, Ill./Zion-Benton
Wright, Ed; '87-88 TriC; G/F; 6-6; #35; Lorain, Ohio/Same
Wulf, Jack; '47-48-49C; C; 6-8; #15; Chicago, Ill./Senn

I Y
Young, John; '60; F; 6-1; #32; South Haven/Covert
I Z
Zimmerman, Matt; '93-94-95-96; Mgr.; Grand Rapids
Zulauf, Jon; '90-91-92-93; F; 6-6; #25; Port Huron/Same



POSTSEASON HISTORY

2018-19 MICHIGAN STATE BASKETBALL



BIG TEN TOURNAMENT HISTORY



BIG
MEN'S BASKETBALL
TOURNAMENT
NEW YORK CITY 2018

The 1997-98 season saw the first Big Ten Men's Basketball Tournament. Since then, the tournament has become an exciting part of the conference season. Although Michigan State lost its first tournament game, it did capture back-to-back Big Ten Tournament Championships in 1999 and 2000 en route to a pair of Final Four appearances and a National Championship. The Spartans have won three of the last seven tournaments, capturing the title in

2012, 2014 and 2016, and are the only program to hold five tournament titles.

The tournament provides tremendous exposure for the conference as every game is televised on national television. In addition, the Big Ten Tournament ranks among the nation's best in attendance. In 20 years, nearly two million fans have been part of the tournament.

The 2018-19 basketball season will feature the 22nd-annual Big Ten Men's Basketball Tournament. This year's tournament returns to the United Center in Chicago for the 10th time. The first four tournaments were held there, as were the 2003, 2005, 2007, 2013 and 2015 tournaments. In 2002, 2004, 2006 and from 2008-12, the tournament was played at Bankers Life Fieldhouse in Indianapolis, while also returning in 2014 and 2016. The 2017 Tournament was held in the Verizon Center in Washington, D.C. and the 2018 event at Madison Square Garden in New York City. Chicago will host again in 2021, with the tournament returning to Indianapolis in 2020 and 2022.



Matt Costello kisses the Big Ten Championship trophy following MSU's fifth conference tournament title in 2016.



Michigan State celebrated its first Big Ten Tournament championship in 1999.



Mateen Cleaves and Morris Peterson led MSU to the 2000 Big Ten Tournament title.



The Spartans returned to the championship platform in 2012.



Branden Dawson and Gary Harris celebrate the 2014 tournament championship.

BIG TEN TOURNAMENT HISTORY

BIG TEN TOURNAMENT RECORD: 29-16

CHAMPIONSHIPS: 5 (1999, 2000, 2012, 2014, 2016)

1998 CHICAGO - NO. 1 SEED (0-1)

3/6/98	Quarterfinals	Minnesota (8)	L	76-73
--------	---------------	---------------	---	-------

1999 CHICAGO - NO. 1 SEED (3-0) -

BIG TEN CHAMPIONS

3/5/99	Quarterfinals	Northwestern (8)	W	61-59
3/6/99	Semifinals	Wisconsin (4)	W	56-41
3/7/99	Finals	Illinois (11)	W	67-50

2000 CHICAGO - NO. 2 SEED (3-0) -

BIG TEN CHAMPIONS

3/10/00	Quarterfinals	Iowa (7)	W	75-65
3/11/00	Semifinals	Wisconsin (6)	W	55-46
3/12/00	Finals	Illinois (4)	W	76-61

2001 CHICAGO - NO. 2 SEED (0-1)

3/19/01	Quarterfinals	Penn State (7)	L	65-63
---------	---------------	----------------	---	-------

2002 INDIANAPOLIS - NO. 5 SEED (0-1)

3/8/02	Quarterfinals	Indiana (4)	L	67-56
--------	---------------	-------------	---	-------

2003 CHICAGO - NO. 5 SEED (1-1)

3/14/03	Quarterfinals	Purdue (4)	W	54-42
3/15/03	Semifinals	Ohio State (8)	L	55-54

2004 INDIANAPOLIS - NO. 3 SEED (1-1)

3/12/04	Quarterfinals	Northwestern (6)	W	68-55
3/13/04	Semifinals	Wisconsin (2)	L	68-66

2005 CHICAGO - NO. 2 SEED (0-1)

3/11/05	Quarterfinals	Iowa (7)	L	71-69
---------	---------------	----------	---	-------

2006 INDIANAPOLIS - NO. 6 SEED (2-1)

3/9/06	First Round	Purdue (11)	W	70-58
3/10/06	Quarterfinals	Illinois (3)	W	61-56
3/9/06	Semifinals	Iowa (2)	L	53-48

2007 CHICAGO - NO. 7 SEED (1-1)

3/8/07	First Round	Northwestern (10)	W	62-57
3/9/07	Quarterfinals	Wisconsin (2)	L	70-57

2008 INDIANAPOLIS - NO. 4 SEED (1-1)

3/14/08	Quarterfinals	Ohio State (5)	W	67-60
3/15/08	Semifinals	Wisconsin (1)	L	65-63

2009 INDIANAPOLIS - NO. 1 SEED (1-1)

3/13/09	Quarterfinals	Minnesota (8)	W	64-56
3/14/09	Semifinals	Ohio State (5)	L	82-70



Draymond Green was Most Outstanding Player in 2012, leading MSU to its third tournament crown.



Branden Dawson was named Most Outstanding Player of the 2014 Tournament, averaging 15.0 points on .750 FG%.



Denzel Valentine was named the Big Ten Tournament Most Outstanding Player, averaging 17.3 ppg, 9.0 atg and 8.7 rpg in three games in 2016.

2010 INDIANAPOLIS - NO. 3 SEED (0-1)

3/12/10	Quarterfinals	Minnesota (6)	L	72-67, OT
---------	---------------	---------------	---	-----------

2011 INDIANAPOLIS - NO. 7 SEED (2-1)

3/10/11	First Round	Iowa (10)	W	85-66
3/11/11	Quarterfinals	Purdue (2)	W	74-56
3/12/11	Semifinals	Penn State (6)	L	61-48

2012 INDIANAPOLIS - NO. 1 SEED (3-0) -

BIG TEN CHAMPIONS

3/9/12	Quarterfinals	Iowa (8)	W	92-75
3/10/12	Semifinals	Wisconsin (4)	W	65-52
3/11/12	Finals	Ohio State (3)	W	68-64

2013 CHICAGO - NO. 3 SEED (1-1)

3/15/13	Quarterfinals	Iowa (6)	W	59-56
3/16/13	Semifinals	Ohio State (2)	L	61-58

2014 INDIANAPOLIS - NO. 3 SEED (3-0) -

BIG TEN CHAMPIONS

3/14/14	Quarterfinals	Northwestern (11)	W	67-51
3/15/14	Semifinals	Wisconsin (2)	W	83-75
3/16/14	Finals	Michigan (1)	W	69-55

2015 CHICAGO - NO. 3 SEED (2-1)

3/13/15	Quarterfinals	Ohio State (7)	W	76-67
3/14/15	Semifinals	Maryland (2)	W	62-58
3/15/15	Finals	Wisconsin (1)	L	80-69, OT

2016 INDIANAPOLIS - NO. 2 SEED (3-0) -

BIG TEN CHAMPIONS

3/11/16	Quarterfinals	Ohio State (6)	W	81-54
3/12/16	Semifinals	Maryland (3)	W	64-61
3/13/16	Finals	Purdue (4)	W	66-62

2017 WASHINGTON, D.C. - NO. 5 SEED (1-1)

3/9/17	Second Round	Penn State (13)	W	78-51
3/10/17	Quarterfinals	Minnesota (4)	L	63-58

2018 NEW YORK, N.Y. - NO. 1 SEED (1-1)

3/2/18	Quarterfinals	Wisconsin (9)	W	63-60
3/3/18	Semifinals	Michigan (5)	L	64-75





INDIVIDUAL

POINTS	NO.	DATE (OPPONENT)
1. Kalin Lucas	30	March 11, 2011 (Purdue)
2. Drew Neitzel	28	March 14, 2008 (Ohio State)
3. Drew Neitzel	26	March 15, 2008 (Wisconsin)

FIELD GOALS	NO.	DATE (OPPONENT)
1. Draymond Green	10	March 10, 2011 (Iowa)
2. Denzel Valentine	9	March 13, 2015 (Ohio State)
Drew Neitzel	9	March 14, 2008 (Ohio State)

FIELD-GOAL ATT.	NO.	DATE (OPPONENT)
1. Draymond Green	23	March 10, 2011 (Iowa)
2. Miles Bridges	20	March 10, 2017 (Minnesota)
3. Drew Neitzel	18	March 15, 2008 (Wisconsin)
Maurice Ager	18	March 11, 2006 (Iowa)
Marcus Taylor	18	March 8, 2002 (Indiana)
Mateen Cleaves	18	March 10, 1998 (Minnesota)

FG PCT. (MIN. 10 ATT.)	NO.	DATE (OPPONENT)
1. Adreian Payne	.700 (7-10)	March 15, 2016 (Wis.)
Paul Davis	.700 (7-10)	March 10, 2006 (Illinois)
3. Branden Dawson	.667 (8-12)	March 14, 2014 (NW)

FREE THROWS	NO.	DATE (OPPONENT)
1. Kalin Lucas	10	March 11, 2011 (Purdue)
2. Raymar Morgan	9	March 12, 2010 (Minnesota)
Paul Davis	9	March 11, 2006 (Iowa)

FREE-THROW ATT.	NO.	DATE (OPPONENT)
1. Raymar Morgan	14	March 12, 2010 (Minnesota)
2. Draymond Green	12	March 10, 2012 (Wisconsin)
3. Nick Ward	11	March 10, 2017 (Minnesota)
Kalin Lucas	11	March 11, 2011 (Purdue)
Paul Davis	11	March 11, 2006 (Iowa)

FT PCT. (MIN. 8 ATT.)	NO.	DATE (OPPONENT)
1. Kalin Lucas	.909 (10-11)	March 11, 2011 (Pur.)
2. Kalin Lucas	.875 (7-8)	March 14, 2009 (Ohio St.)
Andre Hutson	.875 (7-8)	March 9, 2001 (Penn St.)

3-PT FIELD GOALS	NO.	DATE (OPPONENT)
1. Drew Neitzel	6	March 14, 2008 (Ohio State)
2. Drew Neitzel	5	March 8, 2007 (Northwestern)
Maurice Ager	5	March 11, 2006 (Iowa)

3-PT FG ATT.	NO.	DATE (OPPONENT)
1. Drew Neitzel	12	March 14, 2008 (Ohio State)
2. Miles Bridges	11	March 10, 2017 (Minnesota)
Mateen Cleaves	11	March 6, 1998 (Minnesota)

REBOUNDS	NO.	DATE (OPPONENT)
1. Draymond Green	16	March 10, 2012 (Wisconsin)
2. Draymond Green	14	March 10, 2011 (Iowa)
3. Draymond Green	13	March 11, 2011 (Purdue)
Antonio Smith	13	March 7, 1999 (Illinois)

ASSISTS	NO.	DATE (OPPONENT)
1. Mateen Cleaves	11	March 6, 1999 (Wisconsin)
2. Mateen Cleaves	10	March 7, 1999 (Illinois)
Denzel Valentine	10	March 12, 2016 (Maryland)

STEALS	NO.	DATE (OPPONENT)
1. Kalin Lucas	5	March 12, 2010 (Minnesota)
2. Jason Richardson	4	March 9, 2001 (Penn State)
3. Twelve occasions with 3 steals		

BLOCKS	NO.	DATE (OPPONENT)
1. Adreian Payne	4	March 11, 2012 (Ohio State)
Delvon Roe	4	March 11, 2011 (Purdue)
Matt Costello	4	March 13, 2016 (Purdue)

TEAM

POINTS	NO.	DATE
1. vs. Iowa	92	March 9, 2012
2. vs. Wisconsin	83	March 15, 2014
3. vs. Ohio State	81	March 11, 2016

FIELD GOALS	NO.	DATE
1. vs. Iowa	32	March 9, 2012
2. vs. Ohio State	31	March 11, 2016
3. vs. Ohio State	29	March 13, 2015
vs. Wisconsin	29	March 15, 2014

FIELD-GOAL ATT.	NO.	DATE
1. vs. Ohio State	71	March 14, 2009
2. vs. Ohio State	64	March 11, 2016
3. vs. Ohio State	61	March 13, 2015

FIELD-GOAL PCT.	NO.	DATE
1. vs. Northwestern	.619 (26-42)	March 12, 2004
2. vs. Iowa	.582 (32-55)	March 9, 2012
3. vs. Northwestern	.579 (22-38)	March 8, 2007

FREE THROWS	NO.	DATE
1. vs. Purdue	25	March 11, 2011
vs. Minnesota	25	March 6, 1998
3. vs. Iowa	20	March 9, 2012

FREE-THROW ATT.	NO.	DATE
1. vs. Minnesota	34	March 12, 2010
2. vs. Minnesota	33	March 6, 1998
3. vs. Purdue	31	March 11, 2011
vs. Minnesota	31	March 13, 2009

FREE-THROW PCT.	NO.	DATE
1. vs. Wisconsin	1.000 (9-9)	March 15, 2015
2. vs. Maryland	.933 (14-15)	March 12, 2016
3. vs. Illinois	.895 (17-19)	March 12, 2000

3-PT FIELD GOALS	NO.	DATE
1. vs. Penn State	10	March 9, 2017
2. vs. Ohio State	9	March 11, 2012
3. Seven occasions with 8 3-point field goals		

3-PT FG ATT.	NO.	DATE
1. vs. Minnesota	30	March 10, 2017
2. vs. Penn State	23	March 12, 2011
vs. Iowa	23	March 11, 2006
vs. Ohio State	23	March 11, 2016

REBOUNDS	NO.	DATE
1. vs. Penn State	44	March 9, 2017
2. vs. Minnesota	42	March 6, 1998
3. Four occasions with 41 rebounds		

ASSISTS	NO.	DATE
1. vs. Ohio State	23	March 13, 2015
2. vs. Illinois	21	March 12, 2000
3. vs. Northwestern	20	March 8, 2007
vs. Northwestern	20	March 12, 2004
vs. Illinois	20	March 7, 1999

STEALS	NO.	DATE
1. vs. Minnesota	11	March 12, 2010
2. vs. Ohio State	10	March 11, 2016
3. vs. Iowa	9	March 15, 2013
vs. Ohio State	9	March 14, 2009
vs. Illinois	9	March 7, 1999
vs. Northwestern	9	March 5, 1999

BLOCKS	NO.	DATE
1. vs. Purdue	10	March 14, 2003
2. Five occasions with 8 blocks		

NCAA TOURNAMENT APPEARANCES: 32**NCAA TOURNAMENT RECORD: 65-31****FINAL FOUR APPEARANCES: 9**

(1957, 1979, 1999, 2000, 2001, 2005, 2009, 2010, 2015)

NCAA CHAMPIONSHIPS: 2 (1979, 2000)**1957 MIDEAST REGION (2-2) - FINAL FOUR**

3/15/57	Regional Semifinal (Lexington, Ky.)	Notre Dame	W	85-83
3/16/57	Regional Final (Lexington, Ky.)	Kentucky	W	80-68
3/22/57	National Semifinal (Kansas City, Mo.)	North Carolina	L	74-70 (3OT)
3/23/57	National Consolation (Kansas City, Mo.)	San Francisco	L	67-60

1959 MIDEAST REGION (1-1)

3/13/59	Regional Semifinal (Evanston, Ill.)	Marquette	W	74-69
3/14/59	Regional Final (Evanston, Ill.)	Louisville	L	88-81

1978 MIDEAST REGION (2-1)

3/11/78	First Round (Indianapolis, Ind.)	Providence	W	77-63
3/16/78	Regional Semifinal (Dayton, Ohio)	Western Kentucky	W	90-69
3/18/78	Regional Final (Dayton, Ohio)	Kentucky	L	52-49

1979 MIDEAST REGION - NO. 2 SEED (5-0) - NCAA CHAMPIONS

3/11/79	Second Round (Murfreesboro, Tenn.)	Lamar (10)	W	95-64
3/16/79	Regional Semifinal (Indianapolis, Ind.)	Louisiana State (3)	W	87-71
3/18/79	Regional Final (Indianapolis, Ind.)	Notre Dame (1)	W	80-68
3/24/79	National Semifinal (Salt Lake City, Utah)	Pennsylvania (9)	W	101-67
3/26/79	National Final (Salt Lake City, Utah)	Indiana State (1)	W	75-64

1985 MIDWEST REGION - NO. 10 SEED (0-1)

3/15/85	First Round (Houston, Texas)	Ala.-Birmingham (7)	L	70-68
---------	------------------------------	---------------------	---	-------

1986 MIDWEST REGION - NO. 5 SEED (2-1)

3/13/86	First Round (Dayton, Ohio)	Washington (12)	W	72-70
3/15/86	Second Round (Dayton, Ohio)	Georgetown (4)	W	80-68
3/21/86	Regional Semifinal (Kansas City, Mo.)	Kansas (1)	L	96-86 (OT)

1990 SOUTHEAST REGION - NO. 1 SEED (2-1)

3/15/90	First Round (Knoxville, Tenn.)	Murray State (16)	W	75-71 (OT)
3/17/90	Second Round (Knoxville, Tenn.)	UC Santa Barbara (9)	W	62-58
3/23/90	Regional Semifinal (New Orleans, La.)	Georgia Tech (4)	L	81-80 (OT)

1991 WEST REGION - NO. 5 SEED (1-1)

3/15/91	First Round (Tucson, Ariz.)	UW-Green Bay (12)	W	60-58
3/17/91	Second Round (Tucson, Ariz.)	Utah (4)	L	85-84 (2OT)

1992 MIDWEST REGION - NO. 5 SEED (1-1)

3/20/92	First Round (Dayton, Ohio)	SW Missouri St. (12)	W	61-54
3/22/92	Second Round (Dayton, Ohio)	Cincinnati (4)	L	72-65

1994 SOUTHEAST REGION - NO. 7 SEED (1-1)

3/18/94	First Round (St. Petersburg, Fla.)	Seton Hall (10)	W	84-73
3/20/94	Second Round (St. Petersburg, Fla.)	Duke (2)	L	85-74

1995 SOUTHEAST REGION - NO. 3 SEED (0-1)

3/17/95	First Round (Tallahassee, Fla.)	Weber State (14)	L	79-72
---------	---------------------------------	------------------	---	-------

1998 EAST REGION - NO. 4 SEED (2-1)

3/12/98	First Round (Hartford, Conn.)	Eastern Michigan (13)	W	83-71
3/14/98	Second Round (Hartford, Conn.)	Princeton (5)	W	63-56
3/19/98	Regional Semifinal (Greensboro, N.C.)	North Carolina (1)	L	73-58



Greg Kelser led all scorers with 19 points vs. Kentucky in 1978.



Averaging nearly 25 points, Scott Skiles led MSU to the 1986 Sweet 16.



Steve Smith scored 32 points in MSU's heartbreaking overtime loss to Georgia Tech in the 1990 Regional Semifinals.





NCAA TOURNAMENT HISTORY



Mateen Cleaves helped MSU advance to the 1998 Sweet 16 for the first time since 1990.



Andre Hutson out-scored and out-rebounded Marcus Fizer in the 2000 Regional Final.



Paul Davis slams home the game-tying basket vs. Maryland in 2003.

1999 MIDWEST REGION - NO. 1 SEED (4-1) - FINAL FOUR

3/12/99	First Round (Milwaukee, Wis.)	Mount St. Mary's (16)	W	76-53
3/14/99	Second Round (Milwaukee, Wis.)	Mississippi (9)	W	74-66
3/19/99	Regional Semifinal (St. Louis, Mo.)	Oklahoma (13)	W	54-46
3/21/99	Regional Final (St. Louis, Mo.)	Kentucky (3)	W	73-66
3/27/99	National Semifinal (St. Petersburg, Fla.)	Duke (1)	L	68-62

2000 MIDWEST REGION - NO. 1 SEED (6-0) - NCAA CHAMPIONS

3/16/00	First Round (Cleveland, Ohio)	Valparaiso (16)	W	65-38
3/18/00	Second Round (Cleveland, Ohio)	Utah (8)	W	73-61
3/23/00	Regional Semifinal (Auburn Hills, Mich.)	Syracuse (4)	W	75-58
3/25/00	Regional Final (Auburn Hills, Mich.)	Iowa State (2)	W	75-64
4/1/00	National Semifinal (Indianapolis, Ind.)	Wisconsin (8)	W	53-41
4/3/00	National Final (Indianapolis, Ind.)	Florida (5)	W	89-76

2001 SOUTH REGION - NO. 1 SEED (4-1) - FINAL FOUR

3/16/01	First Round (Memphis, Tenn.)	Alabama State (16)	W	69-35
3/18/01	Second Round (Memphis, Tenn.)	Fresno State (9)	W	81-65
3/23/01	Regional Semifinal (Atlanta, Ga.)	Gonzaga (12)	W	77-62
3/25/01	Regional Final (Atlanta, Ga.)	Temple (11)	W	69-62
3/31/01	National Semifinal (Minneapolis, Minn.)	Arizona (2)	L	80-61

2002 EAST REGION - NO. 10 SEED (0-1)

3/15/02	First Round (Washington, D.C.)	N. Carolina St. (7)	L	69-58
---------	--------------------------------	---------------------	---	-------

2003 SOUTH REGION - NO. 7 SEED (3-1)

3/21/03	First Round (Tampa, Fla.)	Colorado (10)	W	79-64
3/23/03	Second Round (Tampa, Fla.)	Florida (2)	W	68-46
3/28/03	Regional Semifinal (San Antonio, Texas)	Maryland (6)	W	60-58
3/30/03	Regional Final (San Antonio, Texas)	Texas (1)	L	85-76

2004 ST. LOUIS REGION - NO. 7 SEED (0-1)

3/18/04	First Round (Seattle, Wash.)	Nevada (10)	L	72-66
---------	------------------------------	-------------	---	-------

2005 AUSTIN REGION - NO. 5 SEED (4-1) - FINAL FOUR

3/18/05	First Round (Worcester, Mass.)	Old Dominion (12)	W	89-81
3/20/05	Second Round (Worcester, Mass.)	Vermont (13)	W	72-61
3/25/05	Regional Semifinal (Austin, Texas)	Duke (1)	W	78-68
3/27/05	Regional Final (Austin, Texas)	Kentucky (2)	W	94-88 (2OT)
4/2/05	National Semifinal (St. Louis, Mo.)	North Carolina (1)	L	87-71

2006 WASHINGTON D.C. REGION - NO. 6 SEED (0-1)

3/17/06	First Round (Dayton, Ohio)	George Mason (11)	L	75-65
---------	----------------------------	-------------------	---	-------

2007 EAST REGION - NO. 9 SEED (1-1)

3/15/07	First Round (Winston-Salem, N.C.)	Marquette (8)	W	61-49
3/17/07	Second Round (Winston-Salem, N.C.)	North Carolina (1)	L	81-67

2008 SOUTH REGIONAL - NO. 5 SEED (2-1)

3/20/08	First Round (Denver, Colo.)	Temple (12)	W	72-61
3/22/08	Second Round (Denver, Colo.)	Pittsburgh (4)	W	65-54
3/28/08	Regional Semifinal (Houston, Texas)	Memphis (1)	L	92-74

2009 MIDWEST REGIONAL - NO. 2 SEED (5-1) - FINAL FOUR

3/20/09	First Round (Minneapolis, Minn.)	Robert Morris (15)	W	77-62
3/22/09	Second Round (Minneapolis, Minn.)	USC (10)	W	74-69
3/27/09	Regional Semifinal (Indianapolis, Ind.)	Kansas (3)	W	67-62
3/29/09	Regional Final (Indianapolis, Ind.)	Louisville (1)	W	64-52
4/4/09	National Semifinal (Detroit, Mich.)	Connecticut (1)	W	82-73
4/6/09	National Final (Detroit, Mich.)	North Carolina (1)	L	89-72

2010 MIDWEST REGION - NO. 5 SEED (4-1) - FINAL FOUR

3/19/10	First Round (Spokane, Wash.)	New Mexico St. (12)	W	70-67
3/21/10	Second Round (Spokane, Wash.)	Maryland (4)	W	85-83
3/26/10	Regional Semifinal (St. Louis, Mo.)	Northern Iowa (9)	W	59-52
3/28/10	Regional Final (St. Louis, Mo.)	Tennessee (6)	W	70-69
4/3/10	National Semifinal (Indianapolis, Ind.)	Butler (5)	L	52-50

2011 SOUTHEAST REGION - NO. 10 SEED (0-1)

3/17/11	Second Round (Tampa, Fla.)	UCLA (7)	L	78-76
---------	----------------------------	----------	---	-------

2012 WEST REGION - NO. 1 SEED (2-1)

3/16/12	Second Round (Columbus, Ohio)	LIU Brooklyn (16)	W	89-67
3/18/12	Third Round (Columbus, Ohio)	Saint Louis (9)	W	65-61
3/22/12	Regional Semifinal (Phoenix, Ariz.)	Louisville (4)	L	57-44

2013 MIDWEST REGION - NO. 3 SEED (2-1)

3/21/13	Second Round (Auburn Hills, Mich.)	Valparaiso (14)	W	65-54
3/23/13	Third Round (Auburn Hills, Mich.)	Memphis (6)	W	70-48
3/29/13	Regional Semifinal (Indianapolis, Ind.)	Duke (2)	L	71-61

2014 EAST REGION - NO. 4 SEED (3-1)

3/20/14	Second Round (Spokane, Wash.)	Delaware (13)	W	93-78
3/22/14	Third Round (Spokane, Wash.)	Harvard (12)	W	80-73
3/28/14	Regional Semifinal (New York, N.Y.)	Virginia (9)	W	61-59
3/30/14	Regional Final (New York, N.Y.)	Connecticut (7)	L	60-54

2015 EAST REGION - NO. 7 SEED (4-1) - FINAL FOUR

3/20/15	Second Round (Charlotte, N.C.)	Georgia (10)	W	70-63
3/22/15	Third Round (Charlotte, N.C.)	Virginia (2)	W	60-54
3/27/15	Regional Semifinal (Syracuse, N.Y.)	Oklahoma (3)	W	62-58
3/29/15	Regional Final (Syracuse, N.Y.)	Louisville (4)	W	76-70 (OT)
4/4/15	National Semifinal (Indianapolis, Ind.)	Duke (1)	L	81-61

2016 MIDWEST REGION - NO. 2 SEED (0-1)

3/18/16	First Round (St. Louis, Mo.)	Middle Tenn. St. (15)	L	81-90
---------	------------------------------	-----------------------	---	-------

2017 MIDWEST REGION - NO. 9 SEED (1-1)

3/17/17	First Round (Tulsa, Okla.)	Miami (8)	W	78-58
3/19/17	Second Round (Tulsa, Okla.)	Kansas (1)	L	90-70

2018 MIDWEST REGION - NO. 2 SEED (1-1)

3/16/18	First Round (Detroit, Mich.)	Bucknell (14)	W	82-78
3/18/18	Second Round (Detroit, Mich.)	Syracuse (10)	L	53-55



Goran Suton was named MVP of the 2009 Midwest Regional.



Andre Hutson is MSU's all-time leader in points and rebounds in NCAA Tournament games.

MSU NCAA TOURNAMENT CAREER LEADERS

POINTS	NO.	GAMES	REBOUNDS	NO.	GAMES	ASSISTS	NO.	GAMES
1. Andre Hutson	232	19 games	1. Andre Hutson	121	19 games	1. Mateen Cleaves	78	14 games
2. Mateen Cleaves	207	14 games	2. Johnny Green	118	6 games	2. Earvin Johnson	76	8 games
3. Greg Kelsner	192	8 games	3. Draymond Green	116	15 games	3. Kalin Lucas	56	12 games
4. Morris Peterson	191	14 games	4. Goran Suton	104	12 games	4. Drew Neitzel	50	11 games
5. Durrell Summers	178	15 games	5. Charlie Bell	96	19 games	5. Draymond Green	49	15 games
6. Draymond Green	171	15 games	6. Branden Dawson	93	12 games	6. Denzel Valentine	48	13 games
Charlie Bell	171	19 games	7. Greg Kelsner	90	8 games	7. Charlie Bell	42	19 games
8. Maurice Ager	166	11 games	8. Paul Davis	90	11 games	8. Travis Walton	41	12 games
9. Kalin Lucas	164	12 games	9. Morris Peterson	82	14 games	9. Mark Montgomery	37	7 games
10. Raymar Morgan	156	16 games	10. Raymar Morgan	80	16 games	10. Chris Hill	33	11 games
			Denzel Valentine	80	13 games			



NCAA TOURNAMENT RECORDS

INDIVIDUAL

POINTS	NO.	DATE (OPPONENT)
1. Adreian Payne	41	March 20, 2014 (Delaware)
2. Greg Kelsner	34	March 18, 1979 (Notre Dame)
3. Steve Smith	32	March 23, 1990 (Georgia Tech)
Jay Vincent	32	March 15, 1985 (UAB)

FIELD GOALS	NO.	DATE (OPPONENT)
1. Greg Kelsner	15	March 18, 1979 (Notre Dame)
2. Steve Smith	13	March 23, 1990 (Georgia Tech)
Sam Vincent	13	March 15, 1985 (UAB)

FIELD-GOAL ATT.	NO.	DATE (OPPONENT)
1. Drew Neitzel	27	March 17, 2007 (N. Carolina)
2. Greg Kelsner	25	March 18, 1979 (Notre Dame)
3. Shawn Respert	23	March 17, 1995 (Weber State)
Sam Vincent	23	March 15, 1985 (UAB)

FG PCT. (MIN. 10 ATT.)	NO.	DATE (OPPONENT)
1. Earvin Johnson	.900 (9-10)	March 24, 1979 (Penn)
Greg Kelsner	.900 (9-10)	March 11, 1978 (Prov.)
Matt Costello	.900 (9-10)	March 18, 2016 (MTSU)

FREE THROWS	NO.	DATE (OPPONENT)
1. Adreian Payne	17	March 20, 2014 (Delaware)
2. Earvin Johnson	14	March 16, 1979 (LSU)
3. Shawn Respert	13	March 18, 1994 (Seton Hall)

FREE-THROW ATT.	NO.	DATE (OPPONENT)
1. Adreian Payne	17	March 20, 2014 (Delaware)
2. Earvin Johnson	15	March 16, 1979 (LSU)
3. Shawn Respert	14	March 18, 1994 (Seton Hall)

FT PCT. (MIN. 10 ATT.)	NO.	DATE (OPPONENT)
1. Adreian Payne	1.000 (17-17)	March 20, 2014 (Del.)
Maurice Ager	1.000 (10-10)	April 2, 2005 (UNC)
3. Earvin Johnson	.933 (14-15)	March 16, 1979 (LSU)

3-PT FIELD GOALS	NO.	DATE (OPPONENT)
1. Shawn Respert	7	March 17, 1995 (Weber State)
2. Durrell Summers	6	March 21, 2010 (Maryland)
Drew Neitzel	6	March 17, 2007 (N. Carolina)

3-PT FG ATT.	NO.	DATE (OPPONENT)
1. Drew Neitzel	17	March 17, 2007 (N. Carolina)
Shawn Respert	17	March 17, 1995 (Weber State)
3. Marcus Taylor	13	March 15, 2002 (N. Carolina St.)

REBOUNDS	NO.	DATE (OPPONENT)
1. Johnny Green	27	March 15, 1957 (Notre Dame)
2. Johnny Green	23	March 14, 1959 (Louisville)
3. Johnny Green	19	March 22, 1957 (N. Carolina)

ASSISTS	NO.	DATE (OPPONENT)
1. Earvin Johnson	14	March 16, 1978 (W. Kentucky)
2. Earvin Johnson	13	March 18, 1979 (Notre Dame)
3. Earvin Johnson	12	March 16, 1979 (LSU)
Denzel Valentine	12	March 18, 2016 (MTSU)

STEALS	NO.	DATE (OPPONENT)
1. Korie Lucious	5	March 28, 2010 (Tennessee)
Raymar Morgan	5	April 4, 2009 (Connecticut)
Goran Suton	5	March 27, 2009 (Kansas)
Alan Anderson	5	March 25, 2005 (Duke)
Eric Snow	5	March 18, 1994 (Seton Hall)

BLOCKS	NO.	DATE (OPPONENT)
1. Adreian Payne	5	March 23, 2013 (Memphis)
2. Branden Dawson	4	March 29, 2015 (Louisville)
Branden Dawson	4	March 22, 2015 (Virginia)
Greg Kelsner	4	March 24, 1979 (Penn)

TEAM

POINTS	NO.	DATE
1. vs. Penn	101	March 24, 1979
2. vs. Lamar	95	March 11, 1979
3. vs. Kentucky	94	March 27, 2005

FIELD GOALS	NO.	DATE
1. vs. Lamar	42	March 11, 1979
2. vs. LIU Brooklyn	40	March 16, 2012
3. vs. Penn	38	March 24, 1979

FIELD-GOAL ATT.	NO.	DATE
1. vs. Notre Dame	91	March 15, 1957
2. vs. Kentucky	87	March 16, 1957
3. vs. Louisville	84	March 14, 1959

FIELD-GOAL PCT.	NO.	DATE
1. vs. Providence	.635 (33-52)	March 11, 1978
2. vs. Indiana State	.605 (26-43)	March 24, 1979
3. vs. Washington	.596 (31-52)	March 13, 1986

FREE THROWS	NO.	DATE
1. vs. Old Dominion	28	March 18, 2005
vs. Georgetown	28	March 13, 1986
3. vs. LSU	27	March 16, 1979

FREE-THROW ATT.	NO.	DATE
1. vs. Old Dominion	36	March 18, 2005
vs. LSU	36	March 16, 1979
vs. North Carolina	36	March 22, 1957

FREE-THROW PCT.	NO.	DATE
1. vs. N.C. State	.944 (17-18)	March 15, 2002
vs. Cincinnati	.944 (17-18)	March 22, 1992
3. vs. Kansas	.941 (16-17)	March 27, 2009

3-PT FIELD GOALS	NO.	DATE
1. vs. Connecticut	11	March 30, 2014
vs. Florida	11	April 3, 2000
vs. Syracuse	11	March 23, 2000
vs. MTSU	11	March 18, 2016

3-PT FG ATTEMPTS	NO.	DATE
1. vs. Connecticut	29	March 30, 2014
2. vs. Oklahoma	27	March 27, 2015
3. vs. George Mason	26	March 17, 2006

REBOUNDS	NO.	DATE
1. vs. North Carolina	68	March 22, 1957
2. vs. San Francisco	60	March 23, 1957
vs. Notre Dame	60	March 15, 1957

ASSISTS	NO.	DATE
1. vs. Western Kentucky	25	March 16, 1978
2. vs. Indiana State	24	March 26, 1979
vs. Penn	24	March 24, 1979

STEALS	NO.	DATE
1. vs. Kansas	13	March 27, 2009
vs. Duke	13	March 25, 2005
3. vs. Seton Hall	12	March 18, 1994

BLOCKS	NO.	DATE
1. vs. UCLA	8	March 17, 2011
vs. Tennessee	8	March 28, 2010
vs. Gonzaga	8	March 23, 2001

CONSECUTIVE NCAA TOURNAMENTS ALL-TIME

SCHOOL	APPEARANCES
1. North Carolina	29
2. Kansas	29
3. Duke	23
4. Michigan State	21
5. Gonzaga	20

CONSECUTIVE NCAA TOURNAMENTS ACTIVE STREAK

SCHOOL	APPEARANCES
1. Kansas	29
2. Duke	23
3. Michigan State	21

NCAA CHAMPIONSHIPS

SCHOOL	TITLES
1. UCLA	11
2. Kentucky	8
3. North Carolina	6
4. Duke	5
Indiana	5
6. Connecticut	4
7. Villanova	3
Kansas	3
Louisville	3

10. Seven tied at 2, including MSU

FINAL FOUR APPEARANCES

SCHOOL	APPEARANCES
1. North Carolina	20
2. UCLA	17
Kentucky	17
4. Duke	16
5. Kansas	15
6. Ohio State	11
7. Michigan State	9
8. Louisville	8
Indiana	8

FINAL FOUR APPEARANCES SINCE 1999

SCHOOL	APPEARANCES
1. Michigan State	7
2. North Carolina	6
3. Connecticut	5
Duke	5
Kansas	5
6. Florida	4
Kentucky	4
8. Five tied at three	

NCAA TOURNAMENT WINNING PCT.

SCHOOL	PCT. (W-L)
1. Duke	.750 (113-37)
2. North Carolina	.729 (124-45)
3. Florida	.717 (43-17)
4. UCLA	.716 (101-40)
5. Kentucky	.712 (126-51)
6. Kansas	.699 (107-46)
7. Michigan	.684 (52-24)
8. Michigan State	.677 (65-31)
9. Connecticut	.663 (57-29)
10. Indiana	.660 (66-34)

CONSECUTIVE FINAL FOUR APPEAR.

COACH	APPEARANCES
1. John Wooden	9
2. Mike Krzyzewski	5
3. Eight tied at 3, including Tom Izzo	

NCAA TOURNAMENT SERIES RECORDS

OPPONENT	MSU RECORD	OPPONENT	MSU RECORD
Ala.-Birmingham	0-1	Nevada	0-1
Alabama State	1-0	New Mexico State	1-0
Arizona	0-1	North Carolina	0-5
Bucknell	1-0	North Carolina State	0-1
Butler	0-1	Northern Iowa	1-0
Cincinnati	0-1	Notre Dame	2-0
Colorado	1-0	Oklahoma	2-0
Connecticut	1-1	Old Dominion	1-0
Delaware	1-0	Pennsylvania	1-0
Duke	1-4	Pittsburgh	1-0
Eastern Michigan	1-0	Princeton	1-0
Florida	2-0	Providence	1-0
Fresno State	1-0	Robert Morris	1-0
George Mason	0-1	Saint Louis	1-0
Georgetown	1-0	San Francisco	0-1
Georgia	1-0	Seton Hall	1-0
Georgia Tech	0-1	SW Missouri State	1-0
Gonzaga	1-0	Syracuse	1-1
Harvard	1-0	Temple	2-0
Indiana State	1-0	Tennessee	1-0
Iowa State	1-0	Texas	0-1
Kansas	1-2	UCLA	0-1
Kentucky	3-1	UC-Santa Barbara	1-0
Lamar	1-0	USC	1-0
LIU Brooklyn	1-0	Utah	1-1
Louisiana State	1-0	Valparaiso	2-0
Louisville	2-2	Vermont	1-0
Marquette	2-0	Virginia	2-0
Maryland	2-0	Washington	1-0
Memphis	1-1	Weber State	0-1
Miami	1-0	Western Kentucky	1-0
Middle Tennessee State	0-1	Wisconsin	1-0
Mississippi	1-0	UW-Green Bay	1-0
Mount St. Mary's	1-0		

TOURNAMENT SITE WIN-LOSS RECORDS

SITE	MSU RECORD	SITE	MSU RECORD
Atlanta, Ga.	2-0	Minneapolis, Minn.	2-1
Auburn Hills, Mich.	4-0	Murfreesboro, Tenn.	1-0
Austin, Texas	2-0	New Orleans, La.	0-1
Charlotte, N.C.	2-0	New York, N.Y.	1-1
Cleveland, Ohio	2-0	Phoenix, Ariz.	0-1
Columbus, Ohio	2-0	Salt Lake City, Utah	2-0
Dayton, Ohio	4-3	San Antonio, Texas	1-1
Denver, Colo.	2-0	St. Louis, Mo.	4-2
Detroit, Mich.	2-2	St. Petersburg, Fla.	1-2
Evanston, Ill.	1-1	Seattle, Wash.	0-1
Greensboro, N.C.	0-1	Spokane, Wash.	4-0
Hartford, Conn.	2-0	Syracuse, N.Y.	2-0
Houston, Texas	0-2	Tallahassee, Fla.	0-1
Indianapolis, Ind.	7-3	Tampa, Fla.	2-1
Kansas City, Mo.	0-3	Tucson, Ariz.	1-1
Knoxville, Mo.	2-0	Tulsa, Okla.	1-1
Lexington, Ky.	2-0	Washington, D.C.	0-1
Memphis, Tenn.	2-0	Winston-Salem, N.C.	1-1
Milwaukee, Wis.	2-0	Worcester, Mass.	2-0

ALL-TIME FINAL FOUR APPEARANCES

COACH	APPEARANCES
1. John Wooden	12
Mike Krzyzewski	12
3. Dean Smith	11
4. Roy Williams	9
5. Tom Izzo	7

HIGHEST NCAA TOURNAMENT


COACH	PCT. (W-L)
1. Mike Krzyzewski	.764 (94-29)
2. Roy Williams	.755 (77-25)
3. John Calipari	.733 (44-16)
4. Bill Self	.712 (47-19)
5. Tom Izzo	.706 (48-20)

* Records adjusted for vacated years





1957 FINAL FOUR



In its first appearance in the NCAA Tournament, it did not take long for Michigan State to find success. In their first game of the tournament, the Spartans took on Notre Dame in Lexington, Ky. MSU took control of the game in the second half and held on through a late Notre Dame rally to advance to the Regional Finals, 85-83. Next up for MSU was the home team, third-ranked Kentucky. The Spartans came back from 12 down at the half to defeat the Wildcats, 80-68, and advance to the Final Four in their first NCAA appearance.

MSU's semifinal game was against top-ranked North Carolina, and the two teams played one of the greatest games in Four Final history. The Spartans battled to the end, but the Tar Heels were just too strong and took the game in three overtimes, 74-70. MSU dropped the consolation game to San Francisco, 67-60, to finish fourth. Johnny Green had an amazing tournament, averaging 19.3 boards per game. His 77 rebounds set an NCAA tournament record for most rebounds in four games, while his average ranks fourth all-time in tournament history. Green earned All-Tournament honors for his performance, and he and Jack Quiggle were also named to the All-Regional Team.



TOP OF PAGE: Coach Forddy Anderson's team included Jack Quiggle, Harry Lux, Larry Hedden, George Ferguson, Chuck Bencie and Bob Anderegg. **FAR ABOVE LEFT:** Larry Hedden posted a double-double against North Carolina in the 1957 Final Four. **ABOVE AND LEFT:** Johnny Green and Jack Quiggle earned NCAA Tournament All-Regional honors in 1957.



NATIONAL SEMIFINAL

NORTH CAROLINA 74 - MICHIGAN STATE 70 (3OT)

March 22, 1957 - Kansas City, Mo.

MICHIGAN STATE	FG	FT	REB	PF	TP
Jack Quiggle	6-21	8-10	10	1	20
Johnny Green	4-12	3-6	19	2	11
George Ferguson	4-8	2-3	1	5	10
Larry Hedden	4-20	6-7	15	5	14
Pat Wilson	0-3	2-2	5	1	2
Robert Anderegg	2-7	3-6	3	2	7
Chuck Bencie	1-6	0-0	2	1	2
David Scott	2-3	0-2	3	1	4
TOTALS	23-80	24-36	65	18	70

NORTH CAROLINA	FG	FT	REB	PF	TP
Lennie Rosenbluth	11-42	7-9	3	1	29
Bob Cunningham	9-18	3-5	12	5	21
Pete Brennan	6-16	2-4	17	5	14
Tommy Kearns	1-8	4-5	6	4	6
Joe Quigg	0-1	2-3	4	5	2
Danny Lotz	0-0	0-1	4	1	0
Bob Young	1-3	0-1	2	1	2
Roy Searcy	0-0	0-0	1	0	0
TOTALS	28-88	18-28	54	22	74

Halftime: 29-29

Regulation score: 58-58

First overtime: 64-64

Second overtime: 66-66

Officials: Ogden and Lightner

Attendance: N/A

NATIONAL CONSOLATION

SAN FRANCISCO 67 - MICHIGAN STATE 60

March 23, 1957 - Kansas City, Mo.


MICHIGAN STATE	FG	FT	REB	PF	TP
Johnny Green	4-9	1-1	13	5	9
George Ferguson	4-11	6-9	11	2	14
Larry Hedden	4-10	1-2	5	5	9
Pat Wilson	3-6	0-1	0	1	6
Harry Lux	2-2	1-1	3	2	5
Robert Anderegg	2-8	3-4	4	5	7
David Scott	2-6	0-1	3	1	4
Chuck Bencie	0-5	0-0	4	1	0
Jack Quiggle	2-6	2-2	4	1	6
TOTALS	23-63	14-21	60	23	60

SAN FRANCISCO	FG	FT	REB	PF	TP
Art Day	6-14	0-3	6	3	12
Al Dunbar	4-9	1-4	3	4	9
Gene Brown	8-18	6-11	7	3	22
Mike Farmer	4-12	8-9	2	1	16
Mike Preaseau	2-6	4-4	6	4	8
Jack King	0-2	0-0	0	2	0
Bill Mallen	0-0	0-0	1	0	0
Dave Lillevand	0-1	0-0	1	0	0
TOTALS	24-62	19-31	35	17	67

Halftime: San Francisco, 33-30

Officials: Ogden and Lightner

Attendance: N/A



Michigan State opened its championship run with a 95-64 pounding of Lamar, led by Earvin Johnson's triple-double and Greg Kelsner's 31 points. After defeating LSU, MSU met up with top seed Notre Dame in the Regional Final in what was being called the game to decide the NCAA Championship. The Spartans jumped out to a big lead early en route to an 80-68 victory. Kelsner led the way with 34 points, earning All-Region MVP honors, while Johnson joined him on the All-Regional Team.

In the Final Four, the Spartans took on Pennsylvania, who entered the tournament as a nine seed. Johnson recorded his second triple-double of the tournament as MSU led 50-17 at the half, finishing with a tournament team record of 101 points in a 101-67 win. In the championship game, the Spartans took on No. 1-ranked and unbeaten Indiana State, led by Larry Bird. The Spartans jumped out to a big first-half lead on their way to capturing the school's first National Championship, 75-64. Kelsner and Johnson were both named to the All-Tournament Team, while Johnson was named Most Outstanding Player and earned a spot on the All-Decade Team.



TOP and **ABOVE LEFT:** Earvin "Magic" Johnson helped Michigan State advance to the championship game by recording the only triple-double in Spartan Final Four history. **ABOVE RIGHT:** Greg Kelsner helped hold Larry Bird to just 7-of-21 shooting in the championship game, while averaging 23.5 points in two games.

NATIONAL SEMIFINAL

NO. 2 MICHIGAN STATE 101 - NO. 9 PENN 67

March 24, 1979 - Salt Lake City, Utah

MICHIGAN STATE	FG	FT	REB	PF	TP	A	TO	B	S	MIN
Michael Brkovich, f	6-10	0-0	1	4	12	3	1	0	1	23
Greg Kelsner, f	12-19	4-6	9	2	28	3	3	4	1	33
Ron Charles, c	2-2	0-0	6	0	4	0	2	2	0	19
Terry Donnelly, g	3-5	0-0	3	0	6	3	0	0	0	24
Earvin Johnson, g	9-10	11-12	10	2	29	10	4	0	3	35
Jay Vincent	0-1	3-4	1	2	3	0	1	0	0	9
Rob Gonzalez	1-5	0-0	3	2	2	1	3	0	1	22
Michael Longaker	2-2	0-0	2	0	4	1	1	0	2	10
Greg Lloyd	0-2	6-7	1	1	6	1	2	0	2	7
Rick Kaye	2-2	1-3	2	1	5	1	1	0	0	7
Jaimie Huffman	0-0	0-1	2	2	0	1	1	0	0	5
Jerald Gilkie	0-1	0-0	1	1	0	0	0	0	0	3
Don Brkovich	1-1	0-1	1	1	2	0	0	0	0	3
Team	3									
TOTALS	38-60	25-34	45	22	101	24	19	6	10	200

PENNSYLVANIA	FG	FT	REB	PF	TP	A	TO	B	S	MIN
Tony Price, f	7-18	4-4	7	5	18	0	2	0	1	21
Tim Smith, f	0-6	0-0	0	5	0	0	2	0	0	19
Matt White, c	5-12	3-4	11	1	13	1	1	0	1	27
James Salters, g	1-5	0-0	1	2	2	3	2	0	0	25
Bobby Willis, g	4-13	1-3	6	2	9	6	5	1	3	30
Vincent Ross	2-6	0-0	6	3	4	0	2	1	0	17
Ken Hall	3-8	0-1	2	2	6	1	3	0	2	14
Angelo Reynolds	1-3	0-0	0	3	2	0	0	0	0	2
Tom Leifsen	0-1	1-2	4	0	1	0	2	0	0	16
Ted Flick	0-6	6-6	2	3	6	1	1	0	1	15
David Jackson	1-2	4-4	1	0	6	0	3	0	0	8
Ed Kuhl	0-2	0-0	0	0	0	0	1	0	0	3
Tom Condon	0-0	0-0	2	2	0	0	0	0	0	3
Team	2									
TOTALS	24-82	19-24	44	31	67	12	24	2	8	200

Halftime: Michigan State, 50-17

Officials: Buckiewicz, Weiler and Silvester

Attendance: N/A

NATIONAL CHAMPIONSHIP

NO. 2 MICHIGAN STATE 75 - NO. 1 INDIANA STATE 64

March 26, 1979 - Salt Lake City, Utah

MICHIGAN STATE	FG	FT	REB	PF	TP	A	TO	B	S	MIN
Michael Brkovich, f	1-2	3-7	4	1	5	1	5	0	0	40
Greg Kelsner, f	7-13	5-6	8	4	19	9	1	2	2	32
Ron Charles, c	3-3	1-2	7	5	7	0	1	0	1	31
Terry Donnelly, g	5-5	5-6	4	2	15	0	2	0	1	39
Earvin Johnson, g	8-15	8-10	7	3	24	5	6	0	1	35
Jay Vincent	2-5	1-2	2	4	5	0	1	0	1	19
Rob Gonzalez	0-0	0-0	0	0	0	0	0	0	0	3
Michael Longaker	0-0	0-0	0	0	0	0	0	0	0	1
Team	2									
TOTALS	26-43	23-33	34	19	75	15	16	2	6	200

INDIANA STATE	FG	FT	REB	PF	TP	A	TO	B	S	MIN
Brad Miley, f	0-0	0-1	3	1	0	0	0	0	0	25
Alex Gilbert, f	2-3	0-4	4	4	4	0	1	1	0	21
Larry Bird, f	7-21	5-8	13	3	19	2	6	1	5	40
Carl Nicks, g	7-14	3-6	2	5	17	4	2	0	1	36
Steve Reed, g	4-9	0-0	0	4	8	9	0	0	0	36
Bob Heaton	4-14	2-2	6	2	10	2	0	0	0	22
Leroy Staley	2-2	0-1	3	2	4	0	0	0	0	18
Rich Nemcek	1-1	0-0	0	3	2	1	1	0	0	2
Team	3									
TOTALS	27-64	10-22	34	24	64	18	10	2	6	200


Halftime: Michigan State, 37-28

Officials: Nichols, Muncy, and Wirtz

Attendance: 15,410



1999 FINAL FOUR



Michigan State returned to the NCAA Tournament in 1999 with lofty aspirations. For just the second time in school history, MSU was a No. 1 seed. The Spartans easily handled Mount St. Mary's in the first round, 76-53. The second round was more of a challenge, as the Spartans fought off a stubborn Mississippi squad, 74-66. In the Sweet 16, State took on Oklahoma in a defensive struggle, pulling away late for a 54-46 victory.

In the Regional Final, MSU played national power and defending National Champion Kentucky. Twenty-one years earlier, the Wildcats kept MSU out of the Final Four, defeating the Spartans in the 1978 Regional Final. MSU fell behind early, 17-4, but rallied to close the gap to one at the half. The comeback was completed in the second half as Morris Peterson's 19 points and 10 rebounds led four players in double figures. The Midwest Regional's Most Outstanding Player, Peterson knocked down six straight free throws in the last 30 seconds to clinch a 73-66 win. Peterson was joined on the All-Regional Team by A.J. Granger and Mateen Cleaves.

In its first Final Four appearance since 1979, MSU took on Duke in the semifinal game. The Blue Devils led by only two at half, but cold shooting doomed MSU in the second, falling 68-62.

NATIONAL SEMIFINAL

NO. 1 DUKE 68 - NO. 1 MICHIGAN STATE 62

March 27, 1999 - St. Petersburg, Fla.

MICHIGAN STATE	FG	3FG	FT	O-D-R	PF	TP	A	TO	B	S	MIN
Antonio Smith, f	3-7	0-0	0-0	5-5-10	5	6	0	0	0	0	34
Jason Klein, f	2-6	1-3	0-0	1-1-2	2	5	0	0	0	1	14
Andre Hutson, f	6-8	0-0	1-1	1-4-5	2	13	1	1	0	0	24
Mateen Cleaves, g	5-16	2-9	0-2	2-1-3	3	12	10	5	0	1	36
Charlie Bell, g	0-2	0-0	2-4	2-1-3	3	2	1	1	0	0	23
Morris Peterson	6-17	0-2	3-4	4-4-8	5	15	1	0	0	2	30
Thomas Kelley	2-8	0-1	0-0	1-3-4	2	4	0	0	0	1	14
A.J. Granger	2-6	1-3	0-0	1-3-4	2	5	0	1	0	0	20
Doug Davis	0-0	0-0	0-0	0-0-0	0	0	0	1	0	0	5
Team	1-0-1										
TOTALS	26-70	4-18	6-11	18-22-40	24	62	13	9	0	5	200

DUKE	FG	3FG	FT	O-D-R	PF	TP	A	TO	B	S	MIN
Chris Carrarell, f	3-8	1-1	6-12	1-3-4	0	13	1	3	0	0	30
Shane Battier, f	2-5	0-3	1-2	4-2-6	3	5	1	1	2	1	33
Elton Brand, c	7-10	0-0	4-5	4-11-15	4	18	1	3	1	0	29
William Avery, g	6-14	2-4	0-1	1-4-5	0	14	0	4	0	1	35
Trajan Langdon, g	3-9	1-4	0-1	2-4-6	2	7	3	1	0	0	37
Corey Maggette	3-7	0-1	3-6	2-2-4	0	9	0	0	0	0	17
Chris Burgess	0-1	0-0	0-0	2-2-4	2	0	1	0	2	0	12
Nate James	1-2	0-0	0-0	0-0-0	0	2	0	0	0	1	7
Team	0-0-0										
TOTALS	25-56	4-13	14-27	16-28-44	11	68	7	12	5	3	200

Halftime: Duke, 32-30

Officials: David Libbey, Curtis Shaw, John Cahill Attendance: 41,340



FAR RIGHT: Morris Peterson led MSU with 15 points. **RIGHT:** Andre Hutson scored 13 against All-American Elton Brand. **TOP:** Tom Izzo and Antonio Smith celebrate a victory over UK in the Midwest Regional Final, advancing to the Final Four. **ABOVE RIGHT:** Spartan fans enjoyed the Florida sun. **ABOVE:** Smith scores two points on this emphatic dunk.



NATIONAL SEMIFINAL

NO. 1 MICHIGAN STATE 53 - NO. 8 WISCONSIN 41

April 1, 2000 - Indianapolis, Ind.

MICHIGAN STATE	FG	3FG	FT	O-D-R	PF	TP	A	T	B	S	MIN
Andre Hutson, c	3-7	0-0	4-5	6-4-10	2	10	0	3	0	0	32
Morris Peterson, f	7-15	2-8	4-4	3-4-7	3	20	0	1	0	1	33
A.J. Granger, f	0-3	0-1	1-2	1-6-7	4	1	1	3	0	0	32
Mateen Cleaves, g	1-7	0-0	9-11	0-4-4	3	11	1	4	0	2	36
Charlie Bell, g	2-9	0-3	0-0	2-6-8	2	4	2	2	0	0	30
Jason Richardson	0-0	0-0	0-0	0-0-0	1	0	0	0	0	0	10
David Thomas	0-0	0-0	0-0	0-0-0	0	0	0	0	0	0	3
Mike Chappell	2-4	0-2	1-1	0-0-0	1	5	0	0	2	0	9
Aloysius Anagnonye	1-1	0-0	0-0	1-1-2	2	2	0	1	0	0	12
Adam Ballinger	0-0	0-0	0-0	0-1-1	0	0	0	0	1	0	3
Team	1-2-3										
TOTALS	16-46	2-14	19-23	14-28-42	18	53	4	14	3	3	200

WISCONSIN	FGA	3FG	FT	O-D-R	PF	TP	A	T	B	S	MIN
Andy Kowske, f	1-2	0-0	0-2	0-0-0	4	2	0	0	4	0	20
Mike Kelley, f	1-2	0-1	0-0	0-7-7	3	2	3	0	0	2	30
Mark Vershaw, c	2-11	0-1	1-1	1-1-2	3	5	3	1	0	0	31
Jon Bryant, g	1-5	0-3	0-0	0-1-1	3	2	1	2	0	0	27
Roy Boone, g	6-9	1-1	5-6	1-2-3	2	18	0	5	0	0	25
Charlie Wills	1-4	0-1	0-0	0-1-1	2	2	0	0	0	0	19
Duany Duany	0-2	0-1	0-0	0-0-0	0	0	0	1	0	0	11
Maurice Linton	0-4	0-1	0-0	0-1-1	0	0	0	0	2	0	10
Travon Davis	1-1	1-1	1-2	0-2-2	2	4	1	0	0	0	10
Kirk Penney	2-3	2-3	0-0	0-2-2	0	6	0	0	0	0	14
Erik Faust	0-0	0-0	0-0	0-0-0	0	0	0	0	0	0	1
Robert Smith	0-0	0-0	0-0	0-0-0	0	0	0	0	0	0	1
Julian Swartz	0-0	0-0	0-0	0-0-0	0	0	0	0	0	0	1
Team	0-1-1										
TOTALS	15-43	4-13	7-11	2-18-20	19	41	8	11	4	2	200

Halftime: Michigan State, 19-17

Officials: John Clougherty, Andre Patillo, Tim Higgins

Attendance: 43,116

NATIONAL CHAMPIONSHIP

NO. 1 MICHIGAN STATE 89 - NO. 5 FLORIDA 76

April 3, 2000 - Indianapolis, Ind.

MICHIGAN STATE	FG	3FG	FT	O-D-R	PF	TP	A	T	B	S	MIN
Andre Hutson, c	2-4	0-0	2-2	0-1-1	4	6	3	1	0	0	23
Morris Peterson, f	7-14	3-8	4-6	1-1-2	3	21	5	3	0	1	32
A.J. Granger, f	7-11	3-5	2-2	2-7-9	2	19	1	2	0	0	34
Mateen Cleaves, g	7-11	3-4	1-1	0-2-2	1	18	4	2	0	0	31
Charlie Bell, g	3-6	1-2	2-3	3-5-8	2	9	5	2	0	2	33
Jason Richardson	4-7	0-0	1-2	1-1-2	1	9	0	0	0	1	16
Aloysius Anagnonye	0-0	0-0	0-0	2-1-2	4	0	0	2	1	0	12
Mike Chappell	2-4	1-3	0-0	1-0-1	0	5	0	1	0	1	7
Adam Ballinger	1-1	0-0	0-0	0-0-0	2	0	0	0	0	0	7
David Thomas	0-0	0-0	0-0	1-0-1	1	0	1	1	0	0	5
Brandon Smith	0-0	0-0	0-0	0-0-0	0	0	0	0	0	0	0
Steve Cherry	0-0	0-0	0-0	0-0-0	0	0	0	0	0	0	0
Mat Ishbia	0-1	0-0	0-0	0-0-0	0	0	0	0	0	0	0
Team	1-2-3										
TOTALS	33-59	11-22	12-16	12-20-32	20	89	19	14	1	5	200

FLORIDA	FG	3FG	FT	O-D-R	PF	TP	A	T	B	S	MIN
Brent Wright, f	5-8	0-1	3-5	4-6-10	4	13	4	1	0	1	29
Mike Miller, f	2-5	1-2	5-6	1-2-3	0	10	2	2	0	0	31
Udonis Haslem, c	10-12	0-0	7-7	2-0-2	4	27	0	3	1	0	28
Teddy Dupay, g	0-4	0-2	0-0	0-0-0	2	0	1	0	0	0	15
Justin Hamilton, g	0-1	0-1	0-0	0-0-0	1	0	0	0	0	0	14
Brett Nelson	4-10	3-6	0-0	1-3-4	1	11	3	3	0	2	26
Matt Bonner	0-3	0-2	0-0	1-2-3	1	0	0	0	0	0	7
Kenyan Weeks	1-3	1-1	0-0	1-0-1	2	3	1	1	0	2	22
Donnell Harvey	3-11	0-0	3-4	4-2-6	2	9	0	2	1	0	16
Major Parker	1-3	1-3	0-0	0-0-0	2	3	2	1	0	0	12
Team	1-0-1										
TOTALS	26-60	6-18	18-22	15-15-30	19	76	13	13	2	5	200

Halftime: Michigan State, 43-32

Officials: James Burr, Gerald Boudreaux, David Hall Attendance: 43,116



The 2000 Spartans entered the NCAA Tournament determined to win a National Championship. For the second year in a row, they were a No. 1 seed, led by a trio of experienced seniors, Mateen Cleaves, Morris Peterson and A.J. Granger. The Spartans had little trouble in their first round matchup, holding Valparaiso to 25 percent (13-of-52) shooting in a 65-38 victory. In the second round against Utah, Cleaves scored 21 points to rally MSU from a 35-32 halftime deficit and defeat the Utes, 73-61.

In the Regional Semifinal, MSU took on the fourth-seeded Syracuse Orangemen. SU took a 34-24 halftime lead and led by as many as 11 points with 15 minutes remaining. A halftime locker room tirade by Cleaves must have worked, however, as MSU finished the game by outscoring the Orangemen, 37-9, a run that was capped off with 17 unanswered points. In the Regional Final, No. 2-seed Iowa State held a nine-point lead with a little over five minutes to go. Once again, Michigan State used a late-game rally, outscoring the Cyclones, 23-5, over the final 5:49 in a 75-64 decision. Cleaves, Granger, Peterson and Andre Hutson all found a spot on the All-Regional Team, with Peterson earning Most Outstanding Player honors.

In the Final Four, MSU faced Wisconsin for the fourth time of the season. With a slim 19-17 lead at the break, Peterson took over in the second half, scoring 10 points in a 13-2 run to pull away from the Badgers. Against Florida in the title game, the Spartans opened an 11-point halftime lead. Early in the second half, Cleaves got tangled up with Florida's Teddy Dupay, injuring Cleaves' ankle and forcing him back to the locker room. Leading by six, MSU got five straight points from Mike Chappell and held a bigger lead when Cleaves returned four and a half minutes later. State never looked back, capturing its second National Championship in school history with an 89-76 victory. Cleaves was named Most Outstanding Player of the Final Four and was joined by Charlie Bell, Peterson and Granger on the All-Tournament Team.



ABOVE: The Spartans are presented the 2000 NCAA Championship trophy.



2001 FINAL FOUR



NATIONAL SEMIFINAL

NO. 2 ARIZONA 80 - NO. 1 MICHIGAN STATE 61

March 31, 2001 - Minneapolis, Minn.

MICHIGAN STATE	FG	3FG	FT	O-D-R	PF	TP	A	TO	B	S	MIN
David Thomas, f	4-6	0-0	0-0	4-1-5	1	8	2	3	0	1	20
Aloysius Anagnonye, f	0-1	0-0	0-0	1-1-2	4	0	0	0	0	0	8
Andre Hutson, f	9-14	0-0	2-2	2-3-5	2	20	0	2	2	0	37
Charlie Bell, g	1-10	0-6	1-1	1-9-10	1	3	3	5	0	0	36
Jason Richardson, g	2-11	1-4	1-2	1-6-7	2	6	2	2	0	0	28
Marcus Taylor	3-9	1-4	1-2	0-1-1	3	8	2	2	0	1	20
Adam Ballinger	1-1	0-0	0-1	1-1-2	0	2	0	1	0	1	9
Zach Randolph	5-8	0-0	2-4	4-1-5	3	12	0	1	0	0	24
Mike Chappell	0-0	0-0	2-2	0-0-0	1	2	2	0	0	0	12
Brandon Smith	0-0	0-0	0-0	0-0-0	1	0	0	0	0	0	3
Adam Wolfe	0-0	0-0	0-0	0-0-0	0	0	0	0	0	0	1
Jason Andreas	0-0	0-0	0-0	0-0-0	0	0	0	0	0	0	1
Mat Ishbia	0-1	0-0	0-0	0-0-0	0	0	0	0	0	0	1
Team				2-1-3							
TOTALS	25-61	2-14	9-14	16-24-40	18	61	11	15	3	2	200

ARIZONA	FG	3FG	FT	O-D-R	PF	TP	A	TO	B	S	MIN
Michael Wright, f	6-10	0-0	1-1	1-2-3	2	13	0	1	1	0	23
Richard Jefferson, f	6-13	3-5	2-4	3-5-8	1	17	2	2	2	2	34
Loren Woods, c	5-13	0-0	1-1	0-8-8	2	11	2	1	3	0	37
Gilbert Arenas, g	4-7	1-2	3-4	1-1-2	2	12	7	1	0	6	27
Jason Gardner, g	6-11	3-7	6-6	0-1-1	1	21	1	1	1	3	38
Eugene Edgersen	3-4	0-0	0-0	3-3-6	1	6	1	0	0	0	17
Luke Walton	0-1	0-0	0-0	0-1-1	0	0	2	2	0	0	16
Justin Wessel	0-0	0-0	0-0	0-0-0	1	0	0	0	0	1	3
Lamont Frazier	0-1	0-0	0-0	0-0-0	1	0	0	0	0	0	4
Travis Hanour	0-0	0-0	0-0	0-0-0	0	0	0	0	0	0	1
Team				0-4-4							
TOTALS	30-60	7-14	13-16	8-25-33	11	80	15	8	7	12	200

Halftime: Arizona, 32-30

Officials: Tim Higgins, Tony Greene, Bob Donato

Attendance: 45,406



TOP: The Spartans celebrate a trip to the 2001 Final Four after defeating Temple. **ABOVE:** Jason Richardson soars in for a basket. **FAR RIGHT:** Zach Randolph was MSU's second-leading scorer with 12 points. **NEAR RIGHT:** Charlie Bell appeared in three Final Fours in his Spartan career.

The defending NCAA Champions, Michigan State entered the 2001 NCAA Tournament as a No. 1 seed for the third straight season. The Spartans were missing 58 points from the 2000 title game, but did boast five seniors, including Charlie Bell and Andre Hutson, who earned postseason honors as juniors. MSU easily defeated Alabama State, 69-35, in the first round before handing Fresno State an 81-65 defeat to advance to the Sweet 16 for a fourth-straight year.

In the Regional Semifinal, MSU took on No. 12 Gonzaga. The Bulldogs had a low seed, yet they were also making their third-straight Sweet 16 appearance with a tournament-tested team. Michigan State fell behind early in the second half, but Bell scored 21 points as the Spartans eventually pulled away. In the Regional Final, State faced another surprise team in 11th-seeded Temple. The Spartans held off the Owls thanks in part to a career-high 19 points from David Thomas. For his efforts, Thomas was named to the All-Regional Team, where he joined All-South Regional Most Outstanding Player Charlie Bell. With a 69-62 victory, MSU's NCAA Tournament record of nine straight victories by double figures was snapped, but the Spartans did become the ninth team to appear in three straight Final Fours and only the third since the field was expanded to 64 teams in 1985.

Unfortunately, MSU ran into a hot Arizona squad in Minneapolis. The Wildcats led by just two points at the half, but outscored the Spartans, 48-31, in the second half en route to an 80-61 victory.





No. 5-seed Michigan State opened the 2005 NCAA Tournament against Old Dominion. The Monarchs held a 42-37 halftime lead, but the Spartans mounted a surge in the last nine minutes to claim victory. In the next round, the Spartans used their depth and athleticism to wear down Vermont, 72-61. In the Sweet 16, MSU used a 16-3 second-half run to pull away from Duke in a 78-68 win.

The Regional Final featured a rematch of the 1999 Elite Eight contest between MSU and Kentucky. The Spartans appeared on their way to St. Louis until UK's Patrick Sparks hit a game-tying 3-pointer at the end of regulation. The first overtime could not produce a winner, sending the game into a second extra period, where MSU scored the first five points en route to a 94-88 win. Shannon Brown was named Most Outstanding Player of the Austin Regional after a 24-point performance, joining Maurice Ager and Paul Davis on the All-Regional team.

Making their fourth trip to the Final Four in seven years, the Spartans held a 38-33 halftime lead over North Carolina. With the game tied at 49, the Tar Heels took control with a 12-0 run, ending MSU's season.



NATIONAL SEMIFINAL

NO. 1 NORTH CAROLINA 87 - NO. 5 MICHIGAN STATE 71

April 2, 2005 - St. Louis, Mo.

MICHIGAN STATE	FG	3FG	FT	O-D-R	PF	TP	A	T	B	S	M IN	
Alan Anderson, f	0-4	0-0	0-0	1-3	4	3	0	0	1	0	20	
Paul Davis, c	6-16	0-1	2-4	5-10	15	3	14	1	3	1	33	
Shannon Brown, g	6-14	3-6	0-0	0-1	1	2	15	1	4	0	1	29
Drew Neitzel, g	1-3	0-1	0-1	0-3	2	3	1	0	0	0	15	
Maurice Ager, g	6-18	2-6	10-10	1-2	3	1	24	1	1	1	0	28
Chris Hill	1-6	1-5	0-0	0-1	1	2	3	2	1	0	2	18
Matt Trannon	1-1	0-0	2-2	1-2	3	4	0	0	0	1	1	15
Anthony Hamo	0-0	0-0	0-0	1-0	1	0	0	0	0	0	0	1
Kelvin Torbert	4-11	1-4	0-0	2-3	5	1	9	6	0	1	2	26
Tim Bograkovs	0-0	0-0	0-1	1-0	1	0	0	0	0	0	0	6
Drew Naymick	0-1	0-0	0-0	2-2	4	1	0	1	0	0	0	7
Andy Harvey	0-0	0-0	0-0	0-0	0	0	0	0	0	0	0	1
Delco Rowley	0-0	0-0	0-0	0-0	0	0	0	0	0	0	0	1
Team				1-0	1							

TOTALS 25-74 7-23 14-18 15-27-42 19 71 15 12 4 10 200

NORTH CAROLINA	FG	3FG	FT	O-D-R	PF	TP	A	T	B	S	M	IN
Jawad Williams, f	9-13	2-5	0-0	1-7	8	1	20	0	0	1	0	23
Rashad McCants, f	7-11	2-3	1-2	2-4	6	1	17	4	3	1	1	28
Sean May, c	9-18	0-0	4-6	2-5	7	2	22	3	3	1	1	31
Raymond Felton, g	6-12	2-6	2-2	1-7	8	2	16	7	5	0	1	35
Jackie Manuel, g	0-1	0-0	0-0	2-1	3	5	0	0	0	0	1	11
Jesse Holley	0-1	0-1	0-0	0-1	1	0	0	0	0	0	0	1
Melvin Scott	0-2	0-2	4-4	0-2	2	1	4	0	0	0	0	16
Reyshawn Terry	1-2	0-1	0-0	0-0	0	0	0	0	0	0	0	3
Quentin Thomas	0-0	0-0	0-0	0-1	1	0	0	1	0	0	0	5
Charlie Everett	0-0	0-0	0-0	0-0	0	0	0	0	0	0	0	1
Wes Miller	0-0	0-0	0-0	0-0	0	0	0	0	0	0	0	1
Marvin Williams	1-6	0-1	0-0	1-7	8	3	2	1	1	1	0	23
David Noel	2-5	0-1	0-3	3-1	4	2	4	2	1	2	1	21
C.J. Hooker	0-0	0-0	0-0	0-0	0	0	0	0	0	0	0	1
Team				1-2	3							

TOTALS 35-71 6-20 11-17 13-38-51 17 87 18 13 6 5 200

Halftime: Michigan State, 38-33

Officials: Bob Donato, Reggie Greenwood, Randy McCall

Attendance: 47,754



LEFT: Edward Jones Stadium was home to the 2005 Final Four. ABOVE: The 2005 Final Four was Tom Izzo's fourth. BELOW (FROM LEFT-RIGHT): Shannon Brown scored 15 points against the Tar Heels. Maurice Ager led all scorers with 24 points. Paul Davis grabbed a game-high 15 rebounds vs. UNC. Kelvin Torbert led MSU with six assists vs. UNC.





2009 FINAL FOUR



The Spartans entered the 2009 NCAA Tournament coming off a great regular season, capturing the Big Ten title with a 15-3 league mark and earning a No. 2 seed in the Midwest Regional. MSU opened the tournament with a dominating 77-62 victory over Robert Morris. In the second round, Travis Walton scored a career-high 18 points to push MSU past a talented USC squad, 74-69.

In the Regional Semifinal, the Spartans trailed Kansas by as many as 13 points in the first half, but rallied in the second half. A crucial three-point play by Kalin Lucas in the final minute broke a 60-60 tie and gave MSU a 67-62 victory. Standing between Michigan State and a trip to the Final Four was the tournament's overall No. 1-seed Louisville. Neither team led by more than three points in the first half. Leading 37-36 in the second, MSU went on a 21-7 run to take control of the contest. The Spartans held Louisville to just 38.3 percent shooting from the field. Midwest Regional Most Outstanding Player Goran Sutton recorded 19 points and 10 rebounds against the Cardinals in a 64-52 MSU victory.

Having finally reached Detroit, the Spartans faced another No. 1 seed from the BIG EAST Conference, Connecticut. Michigan State made an early statement, jumping out to a 9-2 lead and took a two-point lead into halftime. MSU slowly pulled away in the second half, extending the lead up to 11 in the final four minutes. The Huskies made a last-ditch effort and pulled to within three points in the final 70 seconds, but the Spartans held on for an 82-73 victory.

In the National Championship game, MSU faced its third No. 1 seed of the tournament, North Carolina. The Tar Heels jumped on the Spartans early. MSU attempted to rally in the second half, but eventually fell, 89-72. Sutton closed out his career with a 17-point, 11-rebound effort, earning a spot on the All-Tournament Team, while Lucas also earned a spot on the team, averaging 17.5 points and six assists in the Final Four.



RIGHT: Seniors Goran Sutton and Travis Walton guided MSU to the 2009 championship game.

NATIONAL SEMIFINAL

NO. 2 MICHIGAN STATE 82 - NO. 1 CONNECTICUT 73

April 4, 2009 - Detroit, Mich.

MICHIGAN STATE	FG	3FG	FT	O-D-R	PF	TP	A	TOBS	S	MIN
Raymar Morgan, f	7-13	0-0	4-6	3-6-9	3	18	1	0	0	30
Delvon Roe, f	2-4	0-0	0-0	4-4-8	2	4	0	0	2	21
Goran Sutton, c	2-5	0-1	0-0	2-5-7	4	4	2	3	1	28
Kalin Lucas, g	7-15	3-6	4-6	0-2-2	1	21	5	3	0	33
Travis Walton, g	1-6	0-0	0-0	0-0-0	3	2	8	0	0	23
Idong Ibok	0-0	0-0	0-0	1-1-2	3	0	0	1	0	6
Chris Allen	1-6	0-2	0-0	1-1-2	1	2	0	1	0	9
Durrell Summers	4-9	1-5	1-1	3-3-6	2	10	1	1	0	23
Draymond Green	2-4	0-0	2-4	1-1-2	5	8	1	1	0	12
Korie Lucious	3-8	2-5	3-3	0-0-0	0	11	0	0	0	9
Marquise Gray	1-2	0-0	0-0	1-1-2	1	2	0	1	0	6
Team	2-0-2									
TOTALS	31-72	6-19	14-20	18-24	42	25	82	18	11	3

CONNECTICUT	FG	3FG	FT	O-D-R	PF	TP	A	TOBS	S	MIN
Jeff Adrien, f	5-10	0-0	3-7	3-4-7	2	13	1	2	2	32
Stanley Robinson, f	5-6	1-1	4-4	3-10-13	3	15	0	5	2	31
Hasheem Thabeet, c	6-13	0-0	5-7	3-3-6	3	17	1	1	2	36
A.J. Price, c	5-20	1-3	4-4	1-5-6	3	15	1	2	0	32
Craig Austrie, g	2-4	0-2	2-2	2-1-3	2	6	2	1	0	37
Donnell Beverly	0-0	0-0	0-0	0-0-0	0	0	0	0	0	2
Kemba Walker	1-5	0-0	3-9	1-1-2	4	5	2	4	0	20
Gavin Edwards	1-1	0-0	0-0	2-2-4	1	2	1	1	1	10
Team	1-0-1									
TOTALS	25-59	2-6	21-33	16-26	42	18	73	8	16	7

Halftime: Michigan State, 38-36

Officials: John Cahill, Leslie Jones, Michael Stuart Attendance: 72,456

NATIONAL CHAMPIONSHIP

NO. 1 NORTH CAROLINA 89 - NO. 1 MICHIGAN STATE 72

April 6, 2009 - Detroit, Mich.

MICHIGAN STATE	FG	3FG	FT	O-D-R	PF	TP	A	TOBS	S	MIN
Raymar Morgan, f	1-2	0-0	2-2	1-0-1	5	4	0	1	0	19
Delvon Roe, f	1-1	0-0	0-1	2-6-8	3	2	0	1	1	17
Goran Sutton, c	7-10	3-4	0-0	3-8-11	3	17	0	3	2	31
Kalin Lucas, g	4-12	0-1	6-8	0-0-0	2	14	7	6	0	35
Travis Walton, g	0-2	0-0	2-2	0-1-1	3	2	3	4	0	24
Idong Ibok	0-0	0-0	0-0	0-1-1	0	0	0	0	0	1
Chris Allen	0-8	0-7	3-5	1-0-1	2	3	1	0	0	17
Austin Thornton	0-1	0-0	2-2	0-3-3	1	2	0	0	0	3
Durrell Summers	4-10	2-6	3-4	2-3-5	1	13	2	2	1	21
Isaiah Dahlman	1-1	0-0	0-0	1-0-1	0	2	0	0	0	1
Draymond Green	2-2	0-0	3-5	2-5-7	3	7	0	2	0	12
Jon Crandell	0-0	0-0	0-0	0-0-0	0	0	0	0	0	1
Korie Lucious	2-5	2-5	0-0	0-0-0	3	6	0	2	0	14
Tom Herzog	0-0	0-0	0-0	0-0-0	0	0	0	0	1	1
Marquise Gray	0-1	0-0	0-0	1-0-1	2	0	0	0	0	3
Team	0-2-2									
TOTALS	22-55	7-23	21-29	13-29	42	28	72	13	21	5

NORTH CAROLINA	FG	3FG	FT	O-D-R	PF	TP	A	TOBS	S	MIN
Deon Thompson, f	3-8	0-0	3-4	0-3-4	4	9	0	2	0	23
Tyler Hansbrough, f	6-14	0-2	6-10	1-6-7	3	18	2	2	0	34
Ty Lawson, g	3-10	0-315	18	0-4-4	0	21	6	1	0	37
Danny Green, g	2-4	2-3	0-0	2-1-3	5	6	4	2	0	1
Wayne Ellington, g	7-12	3-3	2-2	2-2-4	2	19	0	0	0	35
Marc Campbell	0-1	0-0	0-0	0-1-1	0	0	0	0	0	1
Bobby Frasor	1-2	0-1	0-0	1-0-1	3	2	1	0	0	23
Larry Drew II	0-1	0-0	0-0	0-0-0	0	0	0	0	0	4
J.B. Tanner	0-0	0-0	0-0	0-0-0	0	0	0	0	0	1
Justin Watts	1-2	0-0	0-0	1-0-1	0	2	0	0	0	1
Ed Davis	5-7	0-0	1-4	2-6-8	4	11	0	0	0	14
Patrick Moody	0-0	0-0	0-0	0-0-0	0	0	0	0	0	1
Mike Copeland	0-0	0-0	0-0	0-0-0	0	0	0	0	0	1
Tyler Zeller	0-0	0-0	1-2	0-1-1	1	1	0	0	0	1
Team	2-0-2									
TOTALS	28-61	5-12	28-40	11-24	35	22	89	13	7	0

Halftime: North Carolina, 55-34

Officials: Tom O'Neill, Curtis Shaw, Tony Greene

Attendance: 72,922



For the second time in six years, Michigan State advanced to the Final Four as the No. 5 seed. The Spartans opened the tournament against New Mexico State. The Spartans led by 16 points in the first half, but NMSU fought back to tie the game in the second half. MSU's defense then forced nine straight misses and the Spartans hit enough free throws to claim a 70-67 victory.

In the second round, MSU faced Maryland. Kalin Lucas suffered a season-ending injury in the first half, but the Spartans still led by 16 points midway through the second half. Of the game's six lead changes, four came in the final 40 seconds. Greivis Vasquez gave Maryland an 83-82 lead with six seconds left. Draymond Green then hustled the ball up court, passing the ball to Korie Lucious at the top of the key, who then nailed the buzzer-beating 3-point-er setting off a wild celebration.

Appearing in their third-straight Sweet 16, the Spartans faced a Northern Iowa team that had just knocked off No. 1 seed Kansas. MSU trailed by four at the half, but once again used strong second-half defense to emerge with a win, holding UNI without a field goal over the final 10:20 of the contest in a 59-52 MSU victory.

Tennessee stood between MSU and a second-straight trip to the Final Four. It started out as an offensive battle, as the game was tied 16-16 just over five minutes in, but turned into a test of defense down the stretch. Durrell Summers hit a 3-pointer with 2:47 left to give MSU a 69-66 lead. But after two Spartan misses and a missed front end of a 1-and-1, Tennessee had the ball in the final seconds with a chance to take the lead. With 11 seconds left, Scotty Hopson was fouled and went to the foul line with UT trailing 69-68. Hopson hit the first but missed the second. Lucious corralled the miss and pushed the ball up court. He passed to Green, who found Raymar Morgan open underneath the basket. Morgan was fouled and made the first free throw to send MSU to the Final Four with a 70-69 victory.

At the Final Four in Lucas Oil Stadium, MSU faced a hometown Butler squad. The Spartans struggled through an off-shooting night, hitting 42.9 percent from the floor and 55.6 percent from the foul line. Butler shot just 30.6 percent from the floor, but connected on 17-of-24 free throws. MSU had the ball down just one point in the final seconds. The ending was somewhat controversial as Green appeared to be fouled on his jumper from the lane, but no call was made, and the Bulldogs hit free throws to secure a 52-50 victory.

NATIONAL SEMIFINAL

NO. 5 BUTLER 52 - NO. 5 MICHIGAN STATE 50

April 3, 2010 - Indianapolis, Ind.

	FG	3FG	FT	O-D-R	PF	TP	A	TOBS	S	MIN
Raymar Morgan, f	2-7	0-1	0-2	1-4-5	4	4	1	1	1	23
Delvon Roe, f	2-5	0-0	0-0	1-3-4	4	4	2	3	1	24
Derrick Nix, c	0-0	0-0	0-0	1-0-1	0	0	1	0	0	5
Durrell Summers, g	6-12	1-3	1-2	2-8-10	1	14	0	2	0	38
Korie Lucious, g	3-6	3-6	3-4	0-2-2	2	12	4	5	0	38
Chris Allen	0-0	0-0	0-0	0-0-0	3	0	0	3	0	16
Austin Thornton	0-1	0-0	0-0	0-1-1	1	0	1	0	0	12
Mike Keblor	0-1	0-0	0-0	1-3-4	0	0	1	0	0	7
Draymond Green	4-9	0-1	4-8	0-6-6	5	12	1	1	2	29
Garrick Sherman	1-1	0-0	2-2	0-1-1	1	4	0	1	0	8
Team				2-0-2						
TOTALS	18-42	4-11	10-18	8-28-36	21	50	11	16	4	3 200

	FG	3FG	FT	O-D-R	PF	TP	A	TOBS	S	MIN
Gordon Hayward, f	6-14	3-8	4-6	0-9-9	2	19	0	4	2	39
Willie Veasley, f	2-6	0-3	2-2	4-1-5	3	6	0	1	0	35
Matt Howard, f	1-7	0-0	2-3	2-0-2	4	4	0	1	0	15
Shelvin Mack, g	5-9	2-4	2-3	0-2-2	0	14	1	1	0	25
Ronald Nored, g	0-4	0-0	5-6	1-5-6	4	5	2	0	0	38
Shawn Vanzant	0-0	0-0	1-2	1-3-4	2	1	2	0	0	18
Zach Hahn	0-3	0-3	0-0	0-0-0	1	0	0	0	0	9
Avery Jukes	1-6	0-3	0-0	1-0-1	1	2	0	0	0	18
Andrew Smith	0-0	0-0	1-2	1-0-1	0	1	0	0	0	3
Team				1-1-2						
TOTALS	15-49	5-21	17-24	11-21-32	17	52	5	8	2	12 200

Halftime: Tied 28-28

Officials: Jamie Luckie, Leslie Jones, Michael Stuart

Attendance: 71,298



TOP: Raymar Morgan appeared in two Final Fours as a Spartan. **ABOVE LEFT:** Midwest Regional Most Outstanding Player Durrell Summers led MSU with a double-double against Butler. **ABOVE RIGHT:** Not only did Draymond Green score 12 points against the Bulldogs, he added some strong defense, recording two blocks.



2015 FINAL FOUR



NATIONAL SEMIFINAL

NO. 1 DUKE 81 - NO. 7 MICHIGAN STATE 61

April 4, 2015 - Indianapolis, Ind.

MICHIGAN STATE	FG	3FG	FT	O-D-R	PF	TP	A	TOBS	S	MIN
Branden Dawson, f	5-12	0-0	2-5	3-4-7	4	12	0	5	2	30
Gavin Schilling, f	0-0	0-0	0-0	2-0-2	4	0	0	0	0	12
Louravis Nairn Jr., g	0-3	0-0	2-2	0-1-1	3	2	5	0	0	19
Travis Trice, g	6-13	2-7	2-3	1-1-2	3	16	5	3	0	35
Denzel Valentine, g	7-11	5-9	3-4	1-10-11	1	22	0	2	0	37
Marvin Clark Jr.	0-2	0-0	1-2	0-1-1	4	1	0	2	0	10
Alvin Ellis III	0-2	0-1	0-0	0-0-0	0	0	0	1	0	11
Bryn Forbes	0-4	0-3	0-0	0-1-1	3	0	0	0	0	19
Matt Costello	3-5	0-0	0-0	1-2-3	4	6	0	0	1	15
Trevor Bohnhoff	0-0	0-0	0-0	0-0-0	0	0	0	0	0	1
Keenan Wetzel	0-1	0-0	0-0	0-0-0	0	0	0	0	0	1
Colby Wollenman	1-2	0-0	0-0	0-3-3	2	2	0	1	0	10
Team				11-22						
TOTALS	22-55	7-20	10-16	9-24-33	28	61	10	14	3	4 200

DUKE	FG	3FG	FT	O-D-R	PF	TP	A	TOBS	S	MIN
Justise Winslow, f	5-7	0-0	9-11	1-8-9	3	19	2	2	0	29
Jahlil Okafor, c	7-11	0-0	4-7	3-3-6	2	18	0	2	2	30
Quinn Cook, g	6-12	1-3	4-4	0-2-2	3	17	2	0	1	35
Tyus Jones, g	3-8	1-3	2-3	0-2-2	2	9	4	1	1	28
Matt Jones, g	3-6	0-2	1-2	0-2-2	1	7	2	1	0	28
Grayson Allen	2-6	0-2	5-6	1-4-5	3	9	0	1	0	17
Amile Jefferson	0-0	0-0	1-2	2-5-7	3	1	0	1	0	11
Marshall Plumlee	0-0	0-0	1-2	0-3-3	1	1	0	0	1	10
Sean Kelly	0-0	0-0	0-0	0-0-0	0	0	0	0	0	1
Nick Pagliuca	0-0	0-0	0-0	0-0-0	0	0	0	0	0	1
Team				0-0-0						
TOTALS	26-50	2-10	27-37	7-29-36	18	81	10	8	4	9 200

Halftime: Duke, 36-25

Officials: Pat Adams, Bryan Kersey, Mike Eades

Attendance: 72,238




NCAA East Regional Most Outstanding Player Travis Trice scored 16 points against Duke.



Michigan State advanced to its nation's-best seventh Final Four in the last 17 seasons. In the second round, four Spartans scored in double figures as MSU defeated Georgia, 70-63. The third round was a rematch of the 2014 Sweet 16 vs. Virginia. Once again, the Spartans dispatched the ACC regular-season champions by limiting UVA to 29.8 percent shooting. Travis Trice led MSU with 23 points, and Branden Dawson dominated with 15 points, nine rebounds and four blocks. The 60-54 win gave MSU its nation's-best seventh Sweet 16 in the last eight seasons.

In the East Regional, the Spartans rallied from a pair of halftime deficits to advance. Against Oklahoma in the Sweet 16, MSU trailed by 10 in the first half, but Trice and Denzel Valentine scored 27 combined second-half points to help defeat the Sooners. Playing in the Elite Eight for a second-straight season, MSU trailed Louisville by eight points at the half. An inspired defensive effort allowed the Spartans to get back into the game, and with less than three minutes remaining, MSU led by five points. Louisville answered and had a chance to take the lead in the final five seconds, but made just one of two free throws to send the game into overtime. Bryn Forbes scored MSU's first five points of the extra stanza as the Spartans opened with a 7-1 spurt, and Dawson's putback with 28 seconds left sealed the 76-70 overtime win for the Spartans. MSU's defense held Louisville to just six field goals after the half. Trice scored a team-high 17 points to earn East Regional MVP honors, while Valentine was named to the All-Tournament Team.

In the National Semifinal, MSU made its first five shots, including four 3-pointers, in sprinting out to a 14-6 lead, but eventual National Champion Duke battled back and held a 36-25 lead at the half en route to an 81-61 victory. Valentine led MSU with 22 points and 11 rebounds, including hitting five 3-pointers.



MEDIA INFORMATION

2018-19 MICHIGAN STATE BASKETBALL



Board Of Trustees



BRIAN BRESLIN
Chairman • Alto



JOEL I. FERGUSON
Vice Chairman • Lansing



DIANNE BYRUM
Onondaga



MELANIE FOSTER
East Lansing



DAN KELLY
Clarkston



MITCH LYONS
Rockford



BRIAN MOSALLAM
Dearborn



GEORGE PERLES
East Lansing

For biographical information, visit <http://trustees.msu.edu>

JOHN ENGLER

Interim President | Michigan State University



Michigan State University Interim President John Engler and the administration he leads have moved with urgency and determination to initiate cultural change at MSU on issues of safety, accountability, and respect, through organizational changes and focused engagement on priority issues.

He became interim president of MSU on Feb. 5, 2018, following his appointment by the MSU Board of Trustees.

Engler was the 46th governor of the State of Michigan, serving three terms from 1991 to 2003. Before that he served 20 years in the Michigan Legislature, including seven years as state Senate majority leader. He also was the youngest person ever elected to the Michigan House of Representatives.

Prior to his MSU appointment, he led two of the most influential business associations in the country: the National Association of Manufacturers and the Business Roundtable. From 2004 to 2010, Engler was president and CEO of the National Association of Manufacturers, the largest manufacturing association in the United States. Engler served as president of Business Roundtable, an association of CEOs of the largest United States companies, from 2011 to 2017.

He is a graduate of MSU with a bachelor of science degree in agricultural economics and earned a law degree from the Thomas M. Cooley Law School. He and his wife, Michelle, are parents of triplet daughters Margaret, Hannah, and Madeleine. He was born in Mt. Pleasant, Michigan, in 1948.

Bill Beekman | Athletics Director




"Leading the proud tradition of Spartan athletics is a great honor," Beekman said. "Since I stepped in as interim athletic director, my focus has been the health, safety and education of our student athletes. My job, and the job of our department, is to give them the tools and support they need to be successful on the field, successful in the classroom and, most importantly, successful in life after they leave MSU. Spartan athletics has a championship history, and we will continue to chase those championship dreams, doing so with integrity and always striving to improve."

Bill Beekman officially assumed the role of MSU's 19th athletics director on July 17, 2018. He was appointed interim athletic director by MSU interim president John Engler on Feb. 5 before taking over the position full time.

Beekman is responsible for oversight of MSU's 25 varsity sports teams as well as the care of more than 700 Spartan student-athletes. The position provides leadership in the areas of sports management, game operations, financial administration, personnel, fundraising, corporate interaction, facility management, marketing and communication.

"Leading the proud tradition of Spartan athletics is a great honor," Beekman said. "Since I stepped in as interim athletic director, my focus has been the health, safety and education of our student athletes. My job, and the job of our department, is to give them the tools and support they need to be successful on the field, successful in the classroom and, most importantly, successful in life after they leave MSU. Spartan athletics has a championship history, and we will continue to chase those championship dreams, doing so with integrity and always striving to improve."

An MSU alumnus, Beekman has served his alma mater since 1995, assuming his most recent role as vice president and secretary of the Board of Trustees in 2008. Previously, he served as executive director of the MSU Alumni Association, senior adviser to the provost and assistant dean for finance in the College of Human Medicine. Beekman led MSU's negotiations with the McLaren Health System to develop a hospital adjacent to campus and, with several colleagues, negotiated the expansion of the College of Human Medicine to Grand Rapids. He has taught health policy in the College of Law and the College of Human Medicine.



Beekman received his MBA from the Kellogg School of Management at Northwestern University, his Juris Doctorate from Wayne State University Law School, and his undergraduate degree in justice, morality and constitutional democracy from James Madison College at MSU.



The Jack Breslin Student Events Center, one of the premier facilities in the country, serves as home to the Michigan State Spartans. Opened in November of 1989, it seats 14,797 for basketball.

The facility is named in honor of "Mr. MSU," Jack Breslin, who prior to his death in August of 1988, was a senior consultant to former MSU President Dr. John DiBaggio. Breslin was the captain and most valuable player of the 1945 football team. He also earned varsity letters in baseball and basketball and was the 1946 senior class president. He worked for the university for more than 30 years, serving since 1969 as vice president for administration and public affairs before retiring in 1986.

A \$50 million Breslin Center renovation project began in January 2016, and opened in October 2017. These renovations included expanding the concourse, improving bathroom facilities and an expansion that houses the Tom Izzo Hall of History, as well as the Draymond Green Strength and Conditioning Center and an alumni locker room for the men's and women's basketball programs.

In summer of 2011, an LED video board and fascia ribbon board were installed. In 2014, new LED lights were installed, providing an enhanced viewing experience for fans, as well as increasing energy efficiency.

* Twenty-one of the 23 NCAA Champions since 1995 have played a game at the Breslin Center during Tom Izzo's head coaching career.

* From 1998-2002, the Spartans won 53 straight games at the Breslin Center establishing a Big Ten record.

* Entering the 2018-19 season, the Spartans are 335-46 (.879) at Breslin Center under Tom Izzo.



BRESLIN CENTER YEAR-BY-YEAR

Year	Overall		Big Ten		Attendance	Average
	W-L	Pct.	W-L	Pct.		
1989-90	14-2	.875	8-1	.889	237,720	14,858
1990-91	12-2	.857	7-2	.778	209,066	14,933
1991-92	13-2	.867	7-2	.778	217,957	14,530
1992-93	9-5	.643	4-5	.444	207,423	14,816
1993-94	12-3	.800	7-2	.778	205,264	13,684
1994-95	14-1	.933	8-1	.889	236,627	14,789
1995-96	10-5	.667	6-3	.667	199,659	13,311
1996-97	13-4	.765	6-3	.667	222,858	13,109
1997-98	12-3	.800	7-1	.875	208,694	13,913
1998-99	14-0	1.000	8-0	1.000	204,272	14,591
1999-2000	14-0	1.000	8-0	1.000	205,226	14,659
2000-01	16-0	1.000	8-0	1.000	236,144	14,759
2001-02	15-2	.882	6-2	.750	250,903	14,759
2002-03	14-2	.875	8-0	1.000	236,144	14,759
2003-04	12-2	.857	7-1	.875	206,626	14,759
2004-05	14-1	.933	7-1	.875	221,385	14,759
2005-06	12-2	.857	6-2	.750	206,626	14,759
2006-07	18-1	.947	7-1	.875	280,421	14,759
2007-08	17-0	1.000	9-0	1.000	250,903	14,759
2008-09	12-2	.857	7-2	.778	206,626	14,759
2009-10	15-2	.882	7-2	.778	250,903	14,759
2010-11	12-3	.800	7-2	.778	221,955	14,797
2011-12	17-1	.944	8-1	.889	266,346	14,797
2012-13	16-1	.941	8-1	.889	251,549	14,797
2013-14	12-4	.750	6-3	.667	236,752	14,797
2014-15	12-4	.750	6-3	.667	236,752	14,797
2015-16	14-2	.875	7-2	.778	236,752	14,797
2016-17	14-2	.875	8-1	.889	236,752	14,797
2017-18	16-1	.941	8-1	.889	251,549	14,797
Totals	395-59	.870	207-45	.821	6,639,854	14,619



GILBERT PAVILION/TOM IZZO HALL OF HISTORY

The Michigan State Athletics Department officially opened the Gilbert Pavilion and the Tom Izzo Hall of History on October 20, 2017 in a ceremony at the Breslin Center.

The project was funded by private donations, including large contributions from Dan & Jennifer Gilbert and from Bob & Julie Skandalaris, with the gifts designated to the Breslin Center addition.

The addition features the Tom Izzo Hall of History, the Draymond Green Strength and Conditioning Center, a new ticket box office, a championship display, a recruiting lounge, alumni locker room and interactive areas that enhance the fan experience for the more than 500,000 people attending events each year.

At the ceremony for its opening, Gilbert introduced Izzo, saying that there is "nobody who leaves a room that Tom Izzo is in and doesn't feel better after he walks out."

"There have been a lot accolades sent my way, and I look and I see Mateen (Cleaves) here and I see Andre Hudson and David Thomas, Thomas Kelly, Paul Davis is here," Izzo said. "But it was Mateen and his group who took a chance on me when I was a nobody and made me a somebody. It wasn't what I did, it was what they did."

"Now I have a building that the inside of it is named after me and my newest superstar, my blue-collar superstar as I call Miles (Bridges), had a press conference in the spring and he said, 'It's not about me, it's about us.' And he's right, this isn't about me, it's about us."





Working Facilities

Michigan State's working facilities, with workspace and seating for writers and electronic media, are located court-side of the Jack Breslin Student Events Center and can be reached by the stairway from the ticket lobby entrance on the south end of the building. In addition, there is media seating on platform 113 on the concourse level. The media workroom is located on the mezzanine level of the Breslin Center. The photo workroom is located in room 40C, located at arena level across from the freight elevator in the tunnel.

Press Credentials

All credential requests for Michigan State's 2018-19 home basketball games should be submitted online. Please contact athletic communications office assistant Paulette Martis at (517) 355-2271 for the URL. Upon approval, all credentials will either be mailed out, held at the front desk of the Kellogg Center (located on Harrison Road between Michigan and Kalamazoo) or held at the media will call, located at the Hall of History Gate.

Radio & Television

Origination for television is located at press row on the west side of the court. Production trucks can enter the facility through the tunnel at the south end of the building after contacting Matt McCulloch at (517) 884-0034. School radio originations are located at the scorer's table. Due to a lack of courtside space, national radio broadcasts will originate from the mezzanine level.

Photographers

Photographers can work from either baseline while observing the limitation markings at the end of the floor. Floor spaces will be assigned for all games. The photo workroom is located in room 40C, located at arena level across from the freight elevator in the tunnel.

Parking

Windshield passes admitting cars to the arena parking lots may be purchased upon request and availability. Media parking will be in the Breslin Center lot, Jenison Field House, or Ramp 7 located on Harrison Road. Media should enter the Breslin Center parking lot from Harrison Road.

Internet Access

Wireless Internet is available for the working media in the Breslin Center media workroom and at courtside. The wireless password will be displayed in the media workroom. Ethernet connections are also available at selected seats in the media and photo workrooms.

Services

Programs, game notes and other relevant information will be supplied to working media. Box scores are provided after each half. Statistics, coaches' quotes and post-game notes are available after the game. Live stats will be available at michiganstate.statbroadcast.com.

MSU On The Internet

Visit the official Michigan State Athletics home page at www.msuspartans.com. The latest Spartan basketball game notes can be found in PDF format. The site also offers up-to-date information on all of MSU's 25 varsity sports.

Postgame Interviews

Coach Izzo and the visiting head coach will hold a press conference following the game in the media workroom. MSU players will be made available to the media following the game in the Spartan locker room.

Pro Scouts

Due to space constraints, MSU does not provide media seating for professional scouts. However, scouts may secure single-game tickets for Spartan home games through the MSU Basketball Office by emailing Director of Basketball Operations David Thomas (dthomas@ath.msu.edu).

Press Conference

A weekly press conference with coach Tom Izzo and women's basketball coach Suzy Merchant is held during the season on Mondays at 11:30 a.m. Contact the athletic communications office for the location. Date/time subject to change.

Interviews

Media wishing to set up appointments with Tom Izzo should contact men's basketball SID Mex Carey. Mornings are Izzo's best time for interviews. All interviews with players must be arranged through the athletic communications office. No interviews may be conducted with a Spartan player on the day of a game. Player interviews are arranged post-practice on selected days.

NCAA Credentials

According to NCAA regulations, media wishing to be credentialed for the 2019 NCAA Tournament through Michigan State must attend 90 percent of Spartan home games.

ATHLETIC COMMUNICATIONS

550 South Harrison Road
East Lansing, Mich. 48823
Phone: (517) 355-2271



MEX CAREY

Assoc. Dir. Ath. Comm.
Men's Basketball Contact
carey@ath.msu.edu



MATT LARSON

Assoc. AD/Communications
larson@ath.msu.edu

Matt Larson	Associate AD/Communications
Jamie Baldwin	Athletic Communications Director
Mike "Mex" Carey	Associate Director
Ben Phlegar	Associate Director
Jeff Barnes	Assistant Director
Kara Fisher	Assistant Director
Zach Fisher	Assistant Director
Bob Armstrong	Video Producer
Nick Baker	Director of Digital Production
Matt Fair	Video Producer
Justin Garant	Senior All-Access Producer
Jake Huber	Video Producer
Matt McCulloch	Video Producer/BTN Student U
Ben Owen	Video Producer
Julian Stall	Video Producer
Kyle Barnes	Digital Media Specialist
Paulette Martis	Office Assistant
Keeler McJunkin	Intern
Austin Overmann	Intern
Abby Durner	Video Intern



For the 19th-consecutive season, the Spartan Sports Network, in conjunction with Fox Sports College Properties, will produce and distribute basketball broadcasts on 31 affiliates throughout the state, including flagship stations WJIM Radio (AM 1240) and WMMQ (FM 94.9) in Lansing, WJR Radio (AM 760) in Detroit and WBBL Radio (FM 107.3) in Grand Rapids.

Will Tieman is in his 17th straight season as the play-by-play voice of the Spartans in 2017-18 after serving in that capacity from 1992-96. A 2013 inductee into the Michigan Broadcasting Hall of Fame, he is also the 2012 recipient of the prestigious Ty Tyson award presented by the Detroit Sports Broadcasters Association. Tieman began his play-by-play career as the voice of Miami (Ohio) University. His career has spanned radio and television, including 16 years of radio work from the Indianapolis Motor Speedway, host of the Big Ten conference series "This Week in College Basketball" and national broadcasts of numerous bowl games and college all-star events. Tieman hosts a daily three-minute radio series "Timeout with Tom Izzo" featuring MSU head men's basketball coach Tom Izzo. He has received nine "Best Network Play-by-Play" awards from the Michigan Association of Broadcasters and served as president of the DSBA for two years. A longtime member of the United States Basketball Writers Association, Tieman hosts the radio broadcast of the Michigan Sports Hall of Fame induction ceremony.

Former Spartan Matt Steigenga is in his 11th year providing commentary. Steigenga was a four-year letterwinner at MSU, totaling 1,296 points in his Spartan career, ranking 24th in MSU history. He finished his career as MSU's all-time leader in blocks (97; now ranks eighth), and started 123 of the 124 games in which he played, ranking tied for third in MSU history in career games started.

Dalton Shetler is in his second season with Spartan Sports Network as the Men's Basketball Broadcast Host. Shetler came to the SSN from Regional Radio Sports Network, where he conducted play-by-play and color commentating for high school and collegiate events. He also wrote for the Indiana Football Digest, and was the RRSN beat reporter for Notre Dame Football. Shetler is a graduate of Goshen College.

In May 2017, the Spartan Sports Network became the most honored radio network in the state of Michigan at the Michigan Association of Broadcasters annual Broadcast Excellence Awards dinner for the 11th year in a row. SSN has received a total of 134 awards for its programming and commercial production.

The Spartan Sports Network reaches 100 percent of the state's population, covering the state's 10 largest markets.

NETWORK AFFILIATES

Alma	WFYC-AM 1280
Alpena	WKJZ-FM 94.9
Ann Arbor	WLBY-FM 1290
Bad Axe	WLEW-AM 1340
Battle Creek	WBCK-FM 95.3
Benton Harbor/ South Haven	WCSY-FM 103.7
Detroit	WJR-AM 760
Escanaba	WRPP-FM 92.7
Flint	WWCK-AM 1570
Gaylord	WMJZ-FM 101.5
Grand Haven	WGHN-FM 92.1
Grand Rapids	WBBL-FM 107.3
Hastings	WBCH-AM 1220
Hastings	WBCH-FM 100.1
Houghton Lake	WTWS-FM 92.1
Iron Mountain	WMIQ-AM 1450
Jackson	WIBM-AM 1450
Jackson	WIBM-FM 101.9
Kalamazoo	WKZO-AM 590
Lansing	WJIM-AM 1240
Lansing	WMMQ-FM 94.9
Ludington/Manistee	WLDN-FM 98.7
Marquette/ Ishpeming	WRUP-FM 98.3
Midland	WLUN-FM 100.9
Newberry	WMJT-FM 96.7
Ontonagon	WUPY-FM 101.1
Petoskey	WJML-AM 1110
Port Huron	WPHM-AM 1380
Saginaw	WILZ-FM 104.5
Tawas City	WQLB-FM 103.3
Traverse City	WCCW-FM 107.5

- * Sirius/XM Radio
- * Streaming at www.spartansportsnetwork.com
- * Mobile App for iPhone and Android

The Tom Izzo Show

The Spartan Sports Network will produce and distribute Tom Izzo's weekly radio show Monday nights from 7-8 p.m. The Spartan Sports Network, featuring 31 affiliates throughout the state, will broadcast the show from Reno's East (1310 Abbot Road) in East Lansing. Coach Izzo provides an in-depth look at the Michigan State basketball program, and is joined by host Will Tieman.

Spartan Basketball All-Access

From the locker room to the classroom to tip off each week, "Spartan Basketball All-Access" takes viewers behind-the-scenes, beyond the court and into the lives of the Michigan State student-athletes competing for excellence. Go inside the world of the storied basketball program and follow the journey of coaches and players as the season unfolds.

"Spartan Basketball All-Access" is produced by the Emmy award-winning Spartan Vision team. The show debuts Mondays beginning January 1 on Fox Sports Detroit, with re-airs throughout the week.



BIG

Big Life. Big Stage. Big Ten.

Since its inception in 1896, the pursuit and attainment of academic excellence has been a priority for every Big Ten member institution. But maintaining the conference's standard of competing at the highest level in athletics also endures as an important component of the Big Ten experience. Striking that balance between academics and athletics is integral to the Big Ten's identity. Recognized as one of intercollegiate sports' most successful undertakings, the Big Ten strives for success from its students not only on the field and in the classroom, but around the world as well.

Premier Academic Institutions

The Big Ten Academic Alliance is an academic consortium of all 14 Big Ten universities, which is widely considered to be the model for effective and voluntary collaboration among top research universities.

Every Big Ten Academic Alliance institution ranks among the top 70 universities in the nation according to the 2017 Academic Ranking of World Universities, including four in the top 25.

The Big Ten leads all conferences with more than 1,700 Academic All-Americans, including 34 honorees during the 2017-18 academic year.

Big Ten Academic Alliance schools annually conduct \$10 billion in funded research, \$5 billion more than any other conference.

A History of Athletic Success

Big Ten schools have won at least seven national championships in seven of the last 10 academic years and at least three in each of the last 25 years.

In the last five full academic years, current Big Ten institutions have claimed 31 team national championships in 15 different sports.

Over the last 12 full academic years, current Big Ten institutions have won 85 team national titles in 23 different sports.

Broad-Based Programming

The Big Ten will administer over \$200 million in direct financial support to more than 9,800 students competing in intercollegiate athletics for more than 11,000 participation opportunities on more than 350 teams in 42 different sports.

The Big Ten sponsors 28 official conference sports, 14 for men and 14 for women, including the addition of men's ice hockey and men's and women's lacrosse the last five years.

The Big Ten leads the nation in total students competing in intercollegiate athletics and participation opportunities, and sponsors more official sports than all conferences except the Ivy League.

Almost 1,400 Big Ten competitors have participated in the Olympics, winning more than 600 medals, including nearly 300 gold. In the 2016 and 2018 Olympic Games, more than 200 representatives from Big Ten institutions including current or former students and coaches were members of Olympic teams. Big Ten Olympians collected more than 50 medals in the most recent games in Rio and PyeongChang.

Passionate Following

The Big Ten leads all conferences with 5.7 million alumni and nearly 580,000 students.

Each year more than 11 million patrons attend Big Ten home contests, as the conference has led the nation in attendance for men's basketball, ice hockey, volleyball and wrestling.

Leaders In Innovation

Took part in the nation's first bowl game, winning the 1902 Rose Bowl Game, and signed an exclusive contract with the Tournament of Roses in 1946, making it the first bowl with permanent conference affiliations.

Awarded the first Big Ten Medal of Honor in 1915, honoring outstanding seniors who demonstrated excellence in academics and athletics.

Formed the Big Ten Advisory Commission in 1972, enlisting former students that competed in conference athletics to serve as liaisons to the NCAA's Diversity and Inclusion Department, the Big Ten Student-Athlete Advisory Commission and other organizations.

Became the first conference to voluntarily adopt male and female participation goals after launching its Gender Equity Action Plan in 1992.

Implemented the first collegiate football system of instant replay in 2004, which the NCAA approved for use among all conferences in 2006.

Launched the Big Ten Network (BTN) in 2007, the first national conference-owned television network.

Began partnering with the Ivy League to study the effects of head injuries in sports in 2012.

Accepted Johns Hopkins University as the conference's first sport affiliate members in men's and women's lacrosse in 2013 and 2015, respectively, and added Notre Dame as a sport affiliate member in men's ice hockey in 2017.

Extensive Television Exposure

Through the Big Ten's current media agreements with BTN, ABC/ESPN, CBS and FOX, more than 1,600 Big Ten events are produced and distributed nationally and globally on an annual basis.

BTN is in almost 60 million homes across the United States and Canada. BTN2Go is BTN's digital extension, delivering live and on-demand programming to computers, smartphones and tablets. BTN Plus within BTN2Go streams hundreds of additional events each season.

Community Involvement

For more than 25 years, through the Big Ten's SCORE (Success Comes Out of Reading Everyday) program, the conference has partnered with Chicago elementary schools to improve reading performance.

Surrounding the Big Ten Football Championship Game and Basketball Tournaments, the conference has held numerous community initiatives, partnered with the College Football Playoff Foundation and other events such as the Big Ten Career Expo, SaturDAY of Service and Youth Football Clinics. In addition, the Big Ten has hosted a downtown 5K, collaborated with a local breast cancer awareness group and provided unique event experiences for military veterans.



BTN is the premier destination for college sports fans everywhere to immerse themselves in the Big Ten experience as the first internationally distributed network dedicated to covering America's most storied collegiate conference. BTN captures the Big Ten's passion and tradition with unparalleled coverage of over 1,000 sporting events each year, including football, basketball, Olympic sports and championship events and award-winning original programming, in-depth studio analysis and classic games. BTN is available on multiple platforms, including BTN2Go, BTN's digital extension delivering live games and on-demand programming to BTN customers via the web, smartphones, and tablets. BTN2Go now offers a school-specific experience where fans have instant access to original video content direct from both their favorite athletic department and BTN, curated key social content and quick access to the next big game. BTN is the ultimate destination for Big Ten fans, alumni and sports lovers across the country.



BIG TEN COMPOSITE SCHEDULE

NOVEMBER

30 Michigan State at Rutgers
Wisconsin at Iowa

DECEMBER

1 Penn State at Maryland
Purdue at Michigan
Northwestern at Indiana
2 Illinois at Nebraska
Minnesota at Ohio State
3 Iowa at Michigan State
Rutgers at Wisconsin
4 Indiana at Penn State
Wisconsin at Northwestern
5 Ohio State at Illinois
Nebraska at Minnesota
6 Maryland at Purdue

JANUARY

2 Nebraska at Maryland
Northwestern at Michigan
State
3 Illinois at Indiana
Penn State at Michigan
Iowa at Purdue
Minnesota at Wisconsin
5 Michigan State at Ohio State
Maryland at Rutgers
6 Illinois at Northwestern
Indiana at Michigan
Nebraska at Iowa
Wisconsin at Penn State
8 Maryland at Minnesota
Purdue at Michigan State
9 Ohio State at Rutgers
Iowa at Northwestern
10 Michigan at Illinois
Penn State at Nebraska

11 Indiana at Maryland
Purdue at Wisconsin
12 Rutgers at Minnesota
Ohio State at Iowa
13 Michigan State at Penn State
Northwestern at Michigan
14 Nebraska at Indiana
Wisconsin at Maryland
15 Iowa at Penn State
Minnesota at Illinois
16 Iowa at Penn State
Minnesota at Illinois
17 Michigan State at Nebraska
18 Maryland at Ohio State
Northwestern at Rutgers
19 Michigan at Wisconsin
Indiana at Purdue
Penn State at Minnesota
20 Illinois at Iowa
21 Maryland at Michigan State
Nebraska at Rutgers
22 Minnesota at Michigan
Indiana at Northwestern
23 Purdue at Ohio State
Wisconsin at Illinois
24 Michigan State at Iowa
25 Michigan at Indiana
26 Illinois vs. Maryland
Ohio State at Nebraska
Northwestern at Wisconsin
Rutgers at Penn State
27 Michigan State at Purdue
Iowa at Minnesota
29 Northwestern at Maryland
Wisconsin at Nebraska
Ohio State at Michigan
30 Indiana at Rutgers
Illinois at Minnesota

31 Purdue at Penn State

FEBRUARY

1 Michigan at Iowa
Maryland at Wisconsin
2 Rutgers at Ohio State
Indiana at Michigan State
Nebraska at Illinois
3 Minnesota at Purdue
4 Penn State at Northwestern
5 Michigan State at Illinois
Michigan at Rutgers
6 Maryland at Nebraska
Wisconsin at Minnesota
7 Penn State at Ohio State
Iowa at Indiana
9 Wisconsin at Michigan
Minnesota at Michigan State
Rutgers at Illinois
Nebraska at Purdue
10 Ohio State at Indiana
Northwestern at Iowa
12 Purdue at Maryland
Michigan State at Wisconsin
Michigan at Penn State
13 Rutgers at Northwestern
Minnesota at Nebraska
14 Illinois at Ohio State
16 Maryland at Michigan
Indiana at Minnesota
Penn State at Purdue
Iowa at Rutgers
Northwestern at Nebraska
17 Ohio State at Michigan State
18 Illinois at Wisconsin
19 Purdue at Indiana
Nebraska at Penn State
Maryland at Iowa

20 Rutgers at Michigan State
Northwestern at Ohio State
21 Michigan at Minnesota
22 Indiana at Iowa
23 Penn State at Illinois
Ohio State at Maryland
Purdue at Nebraska
Wisconsin at Northwestern
24 Michigan State at Michigan
Minnesota at Rutgers
26 Iowa at Ohio State
Wisconsin at Indiana
27 Maryland at Penn State
Illinois at Purdue
28 Nebraska at Michigan
Minnesota at Northwestern

MARCH

2 Michigan State at Indiana
Penn State at Wisconsin
Ohio State at Purdue
Rutgers at Iowa
3 Michigan at Maryland
Northwestern at Illinois
5 Nebraska at Michigan State
Purdue at Minnesota
6 Purdue at Rutgers
Ohio State at Northwestern
7 Iowa at Wisconsin
Indiana at Illinois
8 Purdue at Maryland
9 Purdue at Northwestern
Michigan at Michigan State
10 Rutgers at Indiana
Illinois at Penn State
Iowa at Nebraska
Wisconsin at Ohio State

2019 NCAA TOURNAMENT

First Four

Dayton, Ohio • University of Dayton Arena
University of Dayton (Host) • March 19 & 20

First/Second Rounds

Hartford, Conn. XL Center UConn (Host) March 21 & 23	Columbus, Ohio Nationwide Arena Ohio State (Host) March 22 & 24
Jacksonville, Fla. Veterans Memorial Arena Jacksonville (Host) March 21 & 23	Columbia, S.C. Colonial Life Arena South Carolina (Host) March 22 & 24
Salt Lake City, Utah Vivint Smart Home Arena Utah (Host) March 21 & 23	Tulsa, Okla. BOK Center Tulsa (Host) March 22 & 24
Des Moines, Iowa Wells Fargo Arena Drake (Host) March 21 & 23	San Jose, Calif. SAP Center West Coast Conference (Host) March 22 & 24

Regionals

West Regional
Anaheim, Calif.
Honda Center
Big West (Host)
March 28 & 30

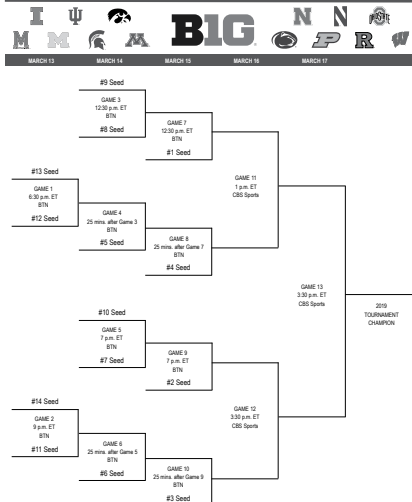
South Regional
Louisville, Ky.
KFC Yum! Center
Louisville (Host)
March 28 & 30

East Regional
Washington, D.C.
Verizon Center
Georgetown (Host)
March 29 & 31

Midwest Regional
Kansas City, Mo.
Sprint Center
Missouri Valley (Host)
March 29 & 31

2019 BIG TEN MEN'S BASKETBALL TOURNAMENT

MARCH 13-17 • UNITED CENTER • CHICAGO



Final Four

Minneapolis, Minn.
U.S. Bank Stadium
Minnesota (Host)
April 6 & April 8





OPPONENT INFORMATION

// NORTHERN MICHIGAN

nmuwildcats.com
Oct. 30 - East Lansing
Coach: Bill Sall (215-235 overall)
SID: Allen Dehority (906) 227-1917
adehorit@nmu.edu

// KANSAS

kuathletics.com
Nov. 6 - Indianapolis
Coach: Bill Self (592-188 overall)
SID: Chris Theisen
theisen@ku.edu (785) 864-3474

// FLORIDA GULF COAST

fgcuathletics.com
Nov. 11 - East Lansing
Coach: Michael Fly (0-0 overall)
SID: Jason MacBain
jmacbain@fgcu.edu (239) 590-7061

// LOUISIANA MONROE

ulmwarhawks.com
Nov. 14 - East Lansing
Coach: Keith Richard (243-275 overall)
SID: John Lewandowski
lewandowski@ulm.edu (318) 342-5378

// TENNESSEE TECH

ttusports.com
Nov. 18 - East Lansing
Coach: Steve Payne (110-111 overall)
SID: Mike Lehman
mlehman@tntech.edu (931) 372-3088

// UCLA

uclabruins.com
Nov. 22 - Las Vegas
Coach: Steve Alford (580-292 overall)
SID: Alex Timiraos
atimiraos@athletics.ucla.edu (310) 206-7870

// NORTH CAROLINA

goheels.com
Nov. 23 - Las Vegas (Possible)
Coach: Roy Williams (842-227 overall)
SID: Steve Kirschner
stevekirschner@unc.edu (919) 962-7258

// TEXAS

texassports.com
Nov. 23 - Las Vegas (Possible)
Coach: Shaka Smart (213-106 overall)
SID: Scott McConnell
scott.mcconnell@athletics.utexas.edu
(512) 471-1345

// LOUISVILLE

gocards.com
Nov. 27 - Louisville
Coach: Chris Mack (215-97 overall)
SID: Kenny Klein
kenny@gocards.com (502) 852-0112

// RUTGERS

scarletknights.com
Nov. 30 - Piscataway; Feb. 20 E. Lansing
Coach: Steve Pikiell (227-212 overall)
SID: Kevin Lorincz
klorincz@scarletknights.com (732) 445-8112

// IOWA

hawkeyesports.com
Dec. 3 - E. Lansing; Jan. 24 - Iowa City
Coach: Fran McCaffery (402-297 overall)
SID: Matthew Weitzel
matthew-weitzel@uiowa.edu (319) 335-6590

// FLORIDA

floridagators.com
Dec. 8 - Gainesville
Coach: Mike White (170-77 overall)
SID: Denver Parler
DenverP@gators.ufl.edu (352) 375-4683

// GREEN BAY

greenbayphoenix.com
Dec. 16 - East Lansing
Coach: Linc Darnier (347-164 overall)
SID: Joey Daniels
daniels@uwgb.edu (920) 465-2498

// OAKLAND

goldengrizzlies.com
Dec. 21 - East Lansing
Coach: Greg Kampe (602-438 overall)
SID: Max King
maxking@oakland.edu (248) 370-4362

// NORTHERN ILLINOIS

niuhuskies.com
Dec. 29 - East Lansing
Coach: Mark Montgomery (88-133 overall)
SID: Jeremy Reid
jreid1@niu.edu (815) 753-3706

// NORTHWESTERN

nusports.com
Jan. 2 - East Lansing
Coach: Chris Collins (88-77 overall)
SID: Alan Wasielewski
awasiele@nd.edu (574) 631-8458

// OHIO STATE

ohiostatebuckeyes.com
Jan. 5 - Columbus; Feb. 17 E. Lansing
Coach: Chris Holtmann (139-94 overall)
SID: Dan Wallenberg
wallenberg.1@osu.edu (614) 292-6861

// PURDUE

purduesports.com
Jan. 8 - E. Lansing; Jan. 27 West Lafayette
Coach: Matt Painter (320-154 overall)
SID: Chris Forman
cforman@purdue.edu (765) 494-3201

// PENN STATE

gopsusports.com
Jan. 13 - State College
Coach: Patrick Chambers (155-150 overall)
SID: Rose Carter
rpc@psu.edu (814) 863-3163

// NEBRASKA

huskers.com
Jan. 17 - Lincoln; Mar. 5 E. Lansing
Coach: Tim Miles (380-317 overall)
SID: Shamus McKnight
smcknight@huskers.com (402) 472-2263

// MARYLAND

umterps.com
Jan. 21 - East Lansing
Coach: Mark Turgeon (407-239 overall)
SID: Zack Bolno
zbolno@umd.edu (301) 314-1482

// INDIANA

iuhoosiers.com
Feb. 2 - E. Lansing; Mar. 2 - Bloomington
Coach: Archie Miller (155-78 overall)
SID: J.D. Campbell
jc56@indiana.edu (812) 322-1437

// ILLINOIS

fightingillini.com
Feb. 5 - Champaign
Coach: Brad Underwood (123-45 overall)
SID: Derrick Burson
burson@illinois.edu (217) 333-0933

// MINNESOTA

gophersports.com
Feb. 9 - East Lansing
Coach: Richard Pitino (108-92 overall)
SID: Dan Reising
dbreising@umn.edu (612) 625-4389

// WISCONSIN

uwbadgers.com
Feb. 12 - Madison
Coach: Greg Gard (57-36 overall)
SID: Patrick Herb
PAH@athletics.wisc.edu (608) 890-2477

// MICHIGAN

mgoblue.com
Feb. 24 - Ann Arbor; Mar. 9 E. Lansing
Coach: John Beilein (724-418 overall)
SID: Tom Wywrot
twywrot@umich.edu (734) 249-0306



**#0
KYLE
AHRENS**
G/F, 6-6, R-Jr.
Versailles, Ohio
Versailles



**#1
JOSHUA
LANGFORD**
G, 6-5, Jr.
Huntsville, Ala.
Madison Academy



**#3
FOSTER
LOYER**
G, 6-0, Fr.
Clarkston, Mich.
Clarkston



**#5
CASSIUS
WINSTON**
G, 6-1, Jr.
Detroit, Mich.
U. of Detroit Jesuit



**#10
JACK
HOIBERG**
G, 5-11, R-Fr.
Burr Ridge, Ill.
Hinsdale Central



**#11
AARON
HENRY**
F, 6-6, Fr.
Indianapolis, Ind.
Ben Davis



**#13
GABE
BROWN**
F, 6-7, Fr.
Ypsilanti, Mich.
Belleville



**#14
BROCK
WASHINGTON**
G, 6-4, R-Fr.
Southfield, Mich.
Southfield Christian



**#15
THOMAS
KITHIER**
F, 6-8, Fr.
Clarkston, Mich.
Clarkston



**#20
MATT
MCQUAID**
G, 6-5, J.S.
Duncanville, Texas
Duncanville



**#23
XAVIER
TILLMAN**
F, 6-8, So.
Grand Rapids, Mich.
Grand Rapids Christian



**#25
KENNY
GOINS**
F, 6-7, R-Sr.
Troy, Mich.
Warren Mott



**#30
MARCUS
BINGHAM JR.**
F, 6-11, Fr.
Grand Rapids, Mich.
GR Catholic Central



**#40
BRADEN
BURKE**
F, 6-11, Jr.
Stevensville, Mich.
Lakeshore



**#41
CONNER
GEORGE**
G, 6-4, R-Jr.
Okemos, Mich.
Okemos



**#44
NICK
WARD**
F, 6-8, Jr.
Gahanna, Ohio
Lincoln



**TOM
IZZO**
Head Coach
24th Season



**DWAYNE
STEPHENS**
Associate Head Coach
16th Season



**MIKE
GARLAND**
Assistant Coach
19th Season



**DANE
FIFE**
Assistant Coach
8th Season



BIG TEN CHAMPIONS 2018

WHAT IS SPARTAN BASKETBALL?



574

CAREER WINS FOR IZZO

Tom Izzo ranks 5th all-time among coaches for wins in first 23 seasons

13


BIG TEN TITLES
Regular season & Tournament



21

CONSECUTIVE APPEARANCES

Twenty-one-straight tournament appearances, all under Tom Izzo, is the **third-longest** active streak and the fourth-longest of *all-time*.



2

NATIONAL CHAMPIONSHIPS

The Spartans claimed the **1979** and **2000** national titles. MSU is 1 of 15 schools to win **multiple** NCAA championships.



9

FINAL FOURS

MSU has made nine Final Fours, **seven since 1999**



20

NBA DRAFT PICKS

Under Head Coach Tom Izzo



SPARTANS™